



NORTH DAKOTA STATE MEN'S BASKETBALL

Contact: Wes Offerman | (701) 446-7788 | Wes.Offerman@ndsu.edu

Bison Schedule/Results (8-4, 0-0 Summit League)

November

2	Concordia Moorhead (Exhibition)	W, 90-53
11	Arkansas State	W, 76-66
13	Minnesota Morris	W, 92-62
18	^ vs. Navy	W, 66-59
19	^ vs. UNC Greensboro	L, 54-65
20	^ at High Point	W, 70-44
22	Waldorf	W, 83-52
27	at Missouri State	L, 50-64
29	at No. 7/7 Xavier	L, 55-85

December

2	at North Carolina A&T	W, 85-67
7	North Dakota	L, 56-44
14	UC Davis	W, 74-70
16	at North Dakota	W, 87-70
20	at Arkansas	6 p.m.
28	* at South Dakota State	7 p.m.
31	* Omaha	2 p.m.

January

5	* IUPUI	7 p.m.
11	* at South Dakota	7 p.m.
14	* at Denver	5 p.m.
19	* Fort Wayne	7 p.m.
21	* at Western Illinois	2 p.m.
25	* Oral Roberts	7 p.m.

February

1	* at IUPUI	6 p.m.
4	* South Dakota	2 p.m.
8	* South Dakota State	8 p.m.
11	* Denver	2 p.m.
15	* at Fort Wayne	6 p.m.
18	* Western Illinois	4 p.m.
22	* at Oral Roberts	7 p.m.
25	* at Omaha	7 p.m.

March

4-5	\$ Summit League Tournament Quarterfinals
6	\$ Summit League Tournament Semifinals
7	\$ Summit League Tournament Championship

^ High Point University Tournament (High Point, N.C.)

* Summit League games

\$ Summit League Tournament (Sioux Falls, S.D.)

All times Central

National rankings are Associated Press/USA Today Coaches



North Dakota State Basketball Meets Arkansas Razorbacks Tuesday Night

The Game: The North Dakota State men's basketball team (8-4 overall) will travel to Fayetteville, Ark., to take on the Arkansas Razorbacks (9-1 overall) on Tuesday, Dec. 20, at Bud Walton Arena.

Dec. 20 at Arkansas 6 p.m. CT SEC Network

Where to Watch: Tuesday's game at Arkansas will be broadcast on the SEC Network and available on the WatchESPN app to subscribers of the SEC Network.

Radio: Tuesday's game will be broadcast on 107.9 The Fox, as well as being streamed on the Bison1660 and 107.9 The Fox apps and on GoBison.com/allaccess. Jeff Culhane will call the action.

About Arkansas: The Razorbacks are off to a 9-1 start to the season and are coming off a 77-74 win over Texas in Houston on Saturday. Arkansas defeated Summit League preseason favorite Fort Wayne 92-83 in the season opener on Nov. 11. The Razorbacks' lone loss was at Minnesota (85-71) on Nov. 22.

Senior guard Dusty Hannahs leads Arkansas with 16.2 points per game while shooting 38 percent from three-point range and 91 percent at the free throw line. Senior forward Moses Kingsley is averaging 10.7 points, 8.4 rebounds and 3.1 blocks per contest.

Head coach Mike Anderson is in his sixth season at Arkansas with a record of 102-64. The Razorbacks finished 16-16 overall last season and 9-9 in the SEC.

First Meeting: North Dakota State and Arkansas have never met in men's basketball. The Bison are 0-1 against SEC opponents, having lost 75-65 at Florida on Nov. 9, 2007.

Seven Shooters: Seven different Bison players made a three-pointer in the win at North Dakota on Dec. 16.

Big Production: Over the last four games, senior forward Dexter Werner is averaging 16.5 points and 9.5 rebounds per game and shooting 74 percent.

Scoring Defense: The Bison rank 52nd in the nation in scoring defense, allowing 64.8 points per game through 12 games.

Improved Shooting: NDSU is an improved shooting team compared to this point last season. Through 12 games last year, the Bison were shooting 42.7 percent. This year, NDSU is shooting 47.7 percent.

50 Career Wins: NDSU head coach David Richman earned his 50th career victory on Dec. 14 when the Bison topped UC Davis, 74-70. Richman is the third-fastest coach in school history to 50 wins (77 games), and the quickest Bison coach to 50 since the 1930s.

- George Dewey (65 games, 1922-25)
- Bob Lowe (71 games, 1933-46)

Probable Starters

			Ht.	Wt.	Yr.	Hometown	PPG	RPG	FG%	FT%
G	2	Paul Miller	6-6	200	Jr.	Waukesha, Wis.	12.6	4.4	.430	.673
G	3	Carlin Dupree	6-3	190	Sr.	Milwaukee, Wis.	9.3	3.8	.478	.556
G	13	Khy Kabellis	6-5	185	So.	Escondido, Calif.	10.0	2.6	.375	.682
G/F	21	A.J. Jacobson	6-6	210	Jr.	Fargo, N.D.	9.8	4.9	.508	.781
F	42	Dylan Miller	6-8	240	So.	Panama, Ill.	3.5	1.8	.600	.750

Quick Facts

Name of School: North Dakota State University
City/Zip: Fargo, ND 58102 (pop. 118,000)
Founded: 1890
Enrollment: 14,432 (Fall 2016)
Nickname: Bison
School Colors: Yellow and Green (PMS 123, 343)
Arena Name: Scheels Center (capacity 5,644)
Affiliation: NCAA Division I
Conference: The Summit League (since 2007-08)
President: Dr. Dean L. Bresciani (Humboldt State, 1984)
Athletic Director: Matt Larsen (Stony Brook, 1996)
Athletic Dept. Phone: (701) 231-8981
Ticket Office Phone: (888) 231-NDSU (6378)

History

First Year of Basketball: 1897-98 (117 seasons)
All-Time Record: 1570-1102 (.587)
NCAA Division I Tournament Appearances: 3
NCAA Tournament Appearances: 11
Last NCAA Tournament: 2014-15 (2nd Round/Round of 64)
Last NCAA Opponent: No. 2 seed Gonzaga (L, 76-86, 2015)
Last NCAA Victory: No. 5 seed Oklahoma (W, 80-75 OT, 2014)

Team Info

Head Coach: David Richman (NDSU, 2002)
Record at NDSU: 51-27 (3rd season)
Career Record: 51-27 (3rd season)
Associate Head Coach: Jayden Olson (Dickinson State, 2003)
Assistant Coach: Kyan Brown (Oral Roberts, 2001)
Assistant Coach: Will Veasley (Butler, 2010)
Dir. of Operations: Casey Matthews (UNC-Wilmington, 2013)
Last Year's Record: 20-13 overall, 8-8 Summit (5th)
2015-16 Final RPI Ranking: 133
Starters Returning/Lost: 4/1
Letterwinners Returning/Lost: 8/3
Newcomers: 4

Media Relations

Men's Basketball Contact: Wes Offerman
Office: (701) 231-8047
Cell: (701) 446-7788
E-mail: Wes.Offerman@ndsu.edu
Website: www.GoBison.com
Press Row Phone: 701-231-5881

Tale of the Tape

	NDSU	Arkansas
Overall Record	8-4	9-1
League Record	0-0	0-0
Scoring Offense	70.7	84.2
Scoring Defense	64.8	72.2
Scoring Margin	+5.8	+12.0
Field-Goal Pct.	.477	.470
3-Point Pct.	.319	.359
Free-Throw Pct.	.647	.790
Rebounding Avg.	35.2	38.9
Rebounding Margin	+2.2	+5.7
Turnover Avg.	13.4	12.8
Turnover Margin	-0.2	+1.8
Asst/Turnover Ratio	0.9	1.4

2016-17 North Dakota State Bison Roster

No.	Name	Pos.	Ht.	Wt.	Yr.	Hometown (Previous School)
2	Paul Miller	G	6-6	200	Jr.	Waukesha, Wis. (Kettle Moraine HS)
3	Carlin Dupree	G	6-3	190	Sr.	Milwaukee, Wis. (Bay View HS)
4	Malik Clements	G	6-3	215	Jr.	Madison, Wis. (Madison West HS/Pearl River CC)
11	Jared Samuelson	G	6-3	180	Fr.	Gretna, Neb. (Gretna HS)
12	Zach Rammelt	G	6-2	195	RFr.	Racine, Wis. (St. Catherine's HS)
13	Khy Kabellis	G	6-5	185	So.	Escondido, Calif. (Escondido HS)
21	A.J. Jacobson	G/F	6-6	210	Jr.	Fargo, N.D. (Shanley HS)
22	Cameron Hunter	G	6-3	175	Fr.	Olathe, Kan. (Olathe East HS)
23	Deng Geu	F	6-8	210	RFr.	Sioux Falls, S.D. (Sioux Falls Washington HS)
24	Tyson Ward	G	6-6	175	Fr.	Tampa, Fla. (Tampa Prep HS)
25	Blaze Irwin	G	6-6	190	RFr.	Wahpeton, N.D. (Wahpeton HS/Minot State)
30	Spencer Eliason	F	6-9	240	So.	Chadron, Neb. (Chadron HS)
32	Evan Wesenberg	F	6-6	215	So.	Germantown, Wis. (Germantown HS)
40	Dexter Werner	F	6-6	240	Sr.	Bismarck, N.D. (Bismarck HS)
42	Dylan Miller	F	6-8	240	So.	Panama, Ill. (Hillsboro HS)

Into the Top 10: Junior A.J. Jacobson entered NDSU's career top 10 in three-pointers made at North Dakota on Dec. 16. Jacobson is tied for 10th on the NDSU all-time list with 125 treys.

Comeback Win vs. UC Davis: The Bison trailed UC Davis by 10 points with under eight minutes remaining, but NDSU rallied for a 74-70 comeback victory on Dec. 14 in Fargo. NDSU trailed 58-48 with 7:57 left in the second half before the Bison strung together a 14-2 run to take a 62-60 lead with 4:33 to play. Paul Miller scored 17 points to lead the Bison.

Kabellis vs. UC Davis: Sophomore point guard Khy Kabellis filled up the stat sheet with 15 points, 7 rebounds, 5 assists, and 3 steals in NDSU's win over UC Davis. He set new career highs in rebounds, steals and free throws made (8).

Werner Honored: Bison senior Dexter Werner was named Summit League Men's Basketball Player of the Week for his performance vs. North Dakota on Dec. 7. Werner scored a career-high 30 points, pulled down 13 rebounds, and added three steals. He made 12-of-13 shots (92.3 percent).

Rare Feat: Dexter Werner's performance vs. North Dakota on Dec. 7 was only the fourth time in NDSU history that a Bison made 12+ FGs and shot at least 90 percent in a game. He is the only player in the country this season to accomplish the same feat against a Division I opponent.

Home Court: NDSU is 54-4 at home since the start of the 2012-13 season. The Bison set a Summit League record with 31 consecutive home wins from Dec. 2, 2013, to Jan. 3, 2016.

High Percentage: The Bison have been receiving efficient production from their post players this season. Dexter Werner is shooting 67 percent for the season, Dylan Miller is shooting 60 percent, and Spencer Eliason is shooting 56 percent.

On the Glass: NDSU ripped down 20 offensive rebounds on the way to an impressive 47-25 rebounding margin in its win at North Carolina A&T on Dec. 2. It was the first time since Dec. 4, 2010, that the Bison grabbed at least 20 offensive boards against a Division I opponent. Paul Miller led NDSU with five offensive rebounds.

Balanced Attack: The Bison exhibited their most balanced scoring attack in more than two years in their victory at North Carolina A&T on Dec. 2. Five Bison scored between 12 and 16 points. The last time that happened was the final game at the Bison Sports Arena – a 78-68 win over Denver on March 1, 2014.

NDSU's scoring balance even reached one step further. The five Bison between 12 and 16 points consisted of two seniors, one junior, one sophomore and one freshman.

Geu Breaks Through: Redshirt freshman Deng Geu broke out for a season-high 18 points in 20 minutes of action at No. 7 Xavier on Nov. 29. He made seven of his first eight shots and registered three blocks against the Musketeers.

CollegInsider.com Mid-Major Top 25

Issued Dec. 12, 2016

		W-L	Pts	Prv
1.	Gonzaga (31)	10-0	775	1
2.	Wichita State	9-2	731	4
3.	UT Arlington	8-3	665	7
4.	Valparaiso	8-2	651	3
5.	UNC-Wilmington	8-1	650	5
6.	Saint Mary's	7-1	635	2
7.	Fort Wayne	8-3	562	6
8.	Chattanooga	7-2	530	8
9.	Monmouth	8-2	507	10
10.	Oakland	9-1	451	12
11.	East Tennessee State	7-2	435	9
12.	BYU	7-3	393	15
13.	Ohio	5-2	370	11
14.	Belmont	4-3	301	14
15.	New Mexico State	8-2	299	18
16.	Florida Gulf Coast	7-3	297	16
17.	Loyola (Chicago)	9-2	249	19
18.	Illinois State	5-3	224	13
19.	UL Lafayette	8-2	212	20
20.	Tennessee State	7-2	175	17
21.	Arkansas State	7-2	164	21
22.	Little Rock	8-2	113	NR
23.	Iona	6-3	90	NR
24.	Akron	7-3	76	22
25.	Charleston	7-3	73	NR

OTHERS RECEIVING VOTES: Northern Iowa 54, Vermont 48, Princeton 44, Grand Canyon 28, Yale 26, Eastern Michigan 25, Stephen F. Austin 24, **North Dakota State 17**, San Francisco 18, Sam Houston State 17, CSU Bakersfield 13, UC Irvine 13, Winthrop 13, Elon 12, Albany 11, **South Dakota 11**, Eastern Washington 10, South Alabama 10, Northern Kentucky 10, Buffalo 8, Texas A&M Corpus Christi 7, UT Martin 6, Harvard 4, Lehigh 4, UNC Asheville 4, Bucknell 3, Evansville 3, Central Michigan 2, Utah Valley 2, UMBC 1.

NOTE: The Mid-Major Poll is made up of teams from the following conferences: America East, Atlantic Sun, Big Sky, Big South, Big West, Colonial, Horizon, Independents, Ivy, Metro Atlantic, Mid-American, Mid-Eastern, Missouri Valley, Northeast, Ohio Valley, Patriot, Southern, Southland, Southwestern, Summit, Sun Belt, West Coast, Western Athletic.

Summit League Standings

	Summit		Overall			
	Record	Win %	Record	Win %	Last 10	Streak
Fort Wayne	0-0	.000	9-3	.750	8-2	Won 2
North Dakota State	0-0	.000	8-4	.667	6-4	Won 2
South Dakota	0-0	.000	8-5	.615	5-5	Lost 1
Denver	0-0	.000	6-5	.545	6-4	Won 3
Omaha	0-0	.000	6-5	.545	5-5	Won 2
South Dakota State	0-0	.000	6-7	.462	5-5	Won 2
IUPUI	0-0	.000	5-7	.417	5-5	Won 2
Western Illinois	0-0	.000	3-7	.300	3-7	Won 1
Oral Roberts	0-0	.000	2-10	.167	1-9	Lost 2

Impressive Victory: High Point's 44 points on Nov. 20 were the lowest total for a Bison opponent since NDSU held North Dakota to 42 on Dec. 13, 2014. The 26-point margin was the second-largest margin of victory for the Bison over a Division I opponent in the Richman era.

Hot Hand: A.J. Jacobson went a perfect 6-for-6 from three-point range vs. UNC Greensboro on Nov. 19, scoring 18 points to lead all players.

Dexter Steals the Show: Dexter Werner leads NDSU with 20 steals already this season. His previous high for an entire season was 25 steals in the 2015-16 campaign.

Tourney MVP: Junior guard Paul Miller scored 25 points in NDSU's 70-44 victory at High Point on Nov. 20 for the second-best scoring output of his career. He was named Tournament MVP after also tying his career-high with 10 rebounds vs. the Panthers. Miller scored a career-high 27 vs. North Carolina A&T on Nov. 28 of last season.

Career Highs: Junior A.J. Jacobson set new career highs in rebounds (9), steals (4) and blocks (3) vs. Arkansas State on Nov. 11. He set another career high with 4 blocks against Minnesota Morris two days later.

Picked Third: NDSU has been picked to finish third in The Summit League this season, according to the annual preseason poll of league head coaches, sports information directors and media.

NDSU junior guard Paul Miller was voted to the preseason All-Summit League first team, while senior forward Dexter Werner claimed a spot on the second team.

Fort Wayne topped the preseason poll with 491 points and 18 first-place votes. South Dakota State came in second with 424 points and nine first-place votes, and the Bison were third with 422 points and four first-place votes.

On a Run: With 93 victories over the past four seasons, the Bison are in the midst of the most successful four-year stretch in program history.

NDSU has swept the Summit League regular season and tournament titles three times in an eight-year span (2009, 2014, 2015), winning a school-record 26 games in both 2008-09 and 2013-14.

Four Straight: The Bison have four straight 20-win seasons for just the second time in school history. NDSU won 20-plus games each year from 1993-97. NDSU has also played in four consecutive Summit League Tournament championship games, winning the title in 2014 and 2015.

Returning Stats: The Bison returned 83 percent of their scoring and 76 percent of their rebounding from the 2015-16 season.

Under Richman: David Richman has been a member of the NDSU coaching staff for six 20-win seasons, as well as producing 14 all-league players and eight of the top 17 scorers in NDSU history. In all, the Bison are 221-130 (.630 win percentage) in his 11 years as a full-time member of the staff.

In the Classroom: The Bison recorded a 3.27 team grade point average for the spring 2016 semester – matching the highest men's basketball semester GPA since NDSU moved to Division I. The student-athletes on the 2015-16 roster combined for a cumulative 3.31 team GPA.

NDSU Game-by-Game Starting Lineups

Date	Opponent	1	2	3	4	5	Record with lineup
Nov. 11	Arkansas State	Kabellis	Dupree	P. Miller	Jacobson	Werner	
Nov. 13	Minnesota Morris	Kabellis	Dupree	P. Miller	Jacobson	Werner	
Nov. 18	vs. Navy	Kabellis	Dupree	P. Miller	Jacobson	Werner	
Nov. 19	vs. UNC Greensboro	Kabellis	Dupree	P. Miller	Jacobson	Werner	
Nov. 20	at High Point	Kabellis	Dupree	P. Miller	Jacobson	Werner	
Nov. 22	Waldorf	Kabellis	Dupree	P. Miller	Geu	Werner	(1-0)
Nov. 27	at Missouri State	Kabellis	Dupree	P. Miller	Jacobson	Werner	
Nov. 29	at No. 7 Xavier	Kabellis	Dupree	P. Miller	Jacobson	Werner	
Dec. 2	at North Carolina A&T	Kabellis	Dupree	P. Miller	Jacobson	Werner	
Dec. 7	North Dakota	Kabellis	Dupree	P. Miller	Jacobson	Werner	(5-4)
Dec. 14	UC Davis	Kabellis	Dupree	P. Miller	Jacobson	D. Miller	
Dec. 16	at North Dakota	Kabellis	Dupree	P. Miller	Jacobson	D. Miller	(2-0)

Leaders, Double-Digits & Double-Doubles

SCORING LEADERS	Season	Career
2 Paul Miller	5	20
3 Carlin Dupree		4
13 Khy Kabellis	2	4
21 A.J. Jacobson	2	15
23 Deng Geu	1	1
40 Dexter Werner	3	8
42 Dylan Miller		1

REBOUNDING LEADERS	Season	Career
2 Paul Miller	4	12
3 Carlin Dupree	3	9
4 Malik Clements		2
13 Khy Kabellis		1
21 A.J. Jacobson	3	13
23 Deng Geu	3	3
24 Tyson Ward	2	2
40 Dexter Werner	5	30
42 Dylan Miller		2

ASSIST LEADERS	Season	Career
2 Paul Miller	2	11
3 Carlin Dupree		31
11 Jared Samuelson	1	1
13 Khy Kabellis	9	19
21 A.J. Jacobson		13
24 Tyson Ward	2	2
40 Dexter Werner		3
42 Dylan Miller		1

DOUBLE-DIGIT SCORING	Season	Career
2 Paul Miller	6	38
3 Carlin Dupree	6	29
4 Malik Clements		6
11 Jared Samuelson	1	1
13 Khy Kabellis	7	19
21 A.J. Jacobson	5	48
23 Deng Geu	2	2
24 Tyson Ward	2	2
30 Spencer Eliason		1
32 Evan Wesenberg		1
40 Dexter Werner	5	31
42 Dylan Miller		1

DOUBLE-DIGIT REBOUNDS	Season	Career
2 Paul Miller	1	2
40 Dexter Werner	3	11

DOUBLE-DOUBLES	Season	Career
2 Paul Miller	1	2
40 Dexter Werner	2	7

**2016-17 North Dakota State Basketball
North Dakota State Combined Team Statistics (as of Dec 18, 2016)
All games**

RECORD:	OVERALL	HOME	AWAY	NEUTRAL
ALL GAMES	8-4	4-1	3-2	1-1
CONFERENCE	0-0	0-0	0-0	0-0
NON-CONFERENCE	8-4	4-1	3-2	1-1

#	Player	gp-gs	min	avg	Total		3-Point		F-Throw		Rebounds			pf	dq	a	to	blk	stl	pts	avg			
					fg-fga	fg%	3fg-fga	3fg%	ft-fta	ft%	off	def	tot											
02	Paul Miller	12-12	361	30.1	52-121	.430	14-55	.255	33-49	.673	9	45	54	4.5	20	0	20	25	6	9	151	12.6		
40	Dexter Werner	12-10	272	22.7	51-76	.671	0-1	.000	25-39	.641	27	50	77	6.4	31	1	11	7	13	20	127	10.6		
13	Khy Kabellis	12-12	397	33.1	39-104	.375	12-45	.267	30-44	.682	5	26	31	2.6	23	2	39	38	2	14	120	10.0		
21	A.J. Jacobson	11-11	313	28.5	32-63	.508	19-36	.528	25-32	.781	5	49	54	4.9	30	1	13	20	10	9	108	9.8		
03	Carlin Dupree	12-12	357	29.8	43-90	.478	6-17	.353	20-36	.556	9	37	46	3.8	21	1	23	27	2	18	112	9.3		
23	Deng Geu	12-1	168	14.0	28-56	.500	4-13	.308	14-25	.560	18	24	42	3.5	22	0	4	16	8	2	74	6.2		
24	Tyson Ward	12-0	235	19.6	24-63	.381	8-30	.267	6-9	.667	13	22	35	2.9	28	0	14	15	0	4	62	5.2		
42	Dylan Miller	11-2	98	8.9	18-30	.600	0-2	.000	3-4	.750	6	14	20	1.8	11	0	1	1	5	1	39	3.5		
30	Spencer Eliason	10-0	97	9.7	10-18	.556	0-0	.000	5-11	.455	10	11	21	2.1	10	0	5	7	1	2	25	2.5		
32	Evan Wesenberg	4-0	25	6.3	4-6	.667	0-0	.000	0-0	.000	0	2	2	0.5	5	0	0	2	0	0	8	2.0		
11	Jared Samuelson	11-0	58	5.3	7-17	.412	5-14	.357	0-0	.000	1	5	6	0.5	4	0	5	3	0	1	19	1.7		
12	Zach Rammelt	5-0	19	3.8	1-4	.250	1-3	.333	0-0	.000	0	2	2	0.4	0	0	2	0	0	0	3	0.6		
Team											15	18	33											
Total.....		12	2400		309-648	.477	69-216	.319	161-249	.647	118	305	423	35.2	205	5	137	161	47	80	848	70.7		
Opponents.....		12	2400		274-665	.412	85-237	.359	145-217	.668	126	271	397	33.1	232	-	156	158	35	77	778	64.8		

TEAM STATISTICS	NDSU	OPP	Date	Opponent	Score	Att.
SCORING	848	778	11/11/16	ARKANSAS STATE	w 76-66	5005
Points per game	70.7	64.8	11/13/16	MINNESOTA MORRIS	w 92-62	1723
Scoring margin	+5.8	-	11/18/16	vs Navy	w 66-59	1750
FIELD GOALS-ATT	309-648	274-665	11/19/16	vs UNC Greensboro	L 54-65	1750
Field goal pct	.477	.412	11/20/16	at High Point	w 70-44	1100
3 POINT FG-ATT	69-216	85-237	11/22/16	WALDORF	w 83-52	1845
3-point FG pct	.319	.359	11/27/16	at Missouri State	L 50-64	3765
3-pt FG made per game	5.8	7.1	11/29/16	at Xavier	L 55-85	10250
FREE THROWS-ATT	161-249	145-217	12/02/16	at North Carolina A&T	w 85-67	747
Free throw pct	.647	.668	12/07/16	NORTH DAKOTA	L 56-74	5022
F-Throws made per game	13.4	12.1	12/14/16	UC DAVIS	w 74-70	2921
REBOUNDS	423	397	12/16/16	at North Dakota	w 87-70	2428
Rebounds per game	35.2	33.1				
Rebounding margin	+2.2	-	* - Conference game			
ASSISTS	137	156				
Assists per game	11.4	13.0				
TURNOVERS	161	158				
Turnovers per game	13.4	13.2				
Turnover margin	-0.2	-				
Assist/turnover ratio	0.9	1.0				
STEALS	80	77				
Steals per game	6.7	6.4				
BLOCKS	47	35				
Blocks per game	3.9	2.9				
ATTENDANCE	16516	21790				
Home games-Avg/Game	5-3303	5-3658				
Neutral site-Avg/Game	-	2-1750				

Score by Periods	1st	2nd	Totals
North Dakota State	411	437	848
Opponents	385	393	778

NDSU Statistics Game-by-Game

Opponent	Date	Score		Total		3-Pointers		Free throws		Rebounds				pf	a	t/o	blk	stl	pts	avg
				fg-fga	pct	3fg-fga	pct	ft-fa	pct	off	def	tot	avg							
ARKANSAS STATE	11/11/16	76-66	W	23-46	.500	1-11	.091	29-42	.690	7	25	32	32.0	18	9	14	6	10	76	76.0
MINNESOTA MORRIS	11/13/16	92-62	W	31-62	.500	9-18	.500	21-24	.875	9	27	36	34.0	11	13	11	4	5	92	84.0
vs Navy	11/18/16	66-59	W	22-45	.489	4-13	.308	18-28	.643	9	23	32	33.3	17	6	16	7	10	66	78.0
vs UNC Greensboro	11/19/16	54-65	L	20-40	.500	9-18	.500	5-8	.625	2	25	27	31.8	13	14	20	4	6	54	72.0
at High Point	11/20/16	70-44	W	27-53	.509	6-18	.333	10-15	.667	10	28	38	33.0	19	15	12	3	8	70	71.6
WALDORF	11/22/16	83-52	W	36-69	.522	8-20	.400	3-6	.500	15	30	45	35.0	13	18	7	3	8	83	73.5
at Missouri State	11/27/16	50-64	L	22-60	.367	5-19	.263	1-4	.250	13	22	35	35.0	16	6	15	4	7	50	70.1
at Xavier	11/29/16	55-85	L	24-54	.444	2-15	.133	5-13	.385	8	19	27	34.0	15	11	14	7	5	55	68.2
at North Carolina A&T	12/02/16	85-67	W	26-55	.473	7-22	.318	26-38	.684	20	27	47	35.4	19	15	12	3	6	85	70.1
NORTH DAKOTA	12/07/16	56-74	L	24-58	.414	1-20	.050	7-16	.438	11	26	37	35.6	15	5	13	2	5	56	68.7
UC DAVIS	12/14/16	74-70	W	24-49	.490	8-22	.364	18-29	.621	6	21	27	34.8	19	13	12	2	8	74	69.2
at North Dakota	12/16/16	87-70	W	30-57	.526	9-20	.450	18-26	.692	8	32	40	35.2	30	12	15	2	2	87	70.7
North Dakota State		848		309-648	.477	69-216	.319	161-249	.647	118	305	423	35.2	205	137	161	47	80	848	70.7
Opponents		778		274-665	.412	85-237	.359	145-217	.668	126	271	397	33.1	232	156	158	35	77	778	64.8

Games played: 12
 Points/game: 70.7
 FG Pct: 47.7
 3FG Pct: 31.9
 FT Pct: 64.7

Rebounds/game: 35.2
 Assists/game: 11.4
 Turnovers/game: 13.4
 Assist/turnover ratio: 0.9
 Steals/game: 6.7
 Blocks/game: 3.9

Opponent Statistics Game-by-Game

Opponent	Date	Score		Total		3-Pointers		Free throws		Rebounds				pf	a	t/o	blk	stl	pts	avg
				fg-fga	pct	3fg-fga	pct	ft-fa	pct	off	def	tot	avg							
ARKANSAS STATE	11/11/16	76-66	W	25-57	.439	5-16	.313	11-15	.733	10	21	31	31.0	35	14	16	1	5	66	66.0
MINNESOTA MORRIS	11/13/16	92-62	W	24-60	.400	12-27	.444	2-3	.667	9	22	31	31.0	18	18	21	6	6	62	64.0
vs Navy	11/18/16	66-59	W	19-48	.396	5-19	.263	16-23	.696	12	21	33	31.7	24	12	17	2	7	59	62.3
vs UNC Greensboro	11/19/16	54-65	L	23-55	.418	9-22	.409	10-13	.769	9	20	29	31.0	14	12	9	2	9	65	63.0
at High Point	11/20/16	70-44	W	15-52	.288	4-10	.400	10-15	.667	13	21	34	31.6	16	9	15	2	7	44	59.2
WALDORF	11/22/16	83-52	W	17-53	.321	6-17	.353	12-15	.800	8	20	28	31.0	9	8	11	3	3	52	58.0
at Missouri State	11/27/16	50-64	L	22-58	.379	7-23	.304	13-18	.722	15	25	40	32.3	13	11	13	6	8	64	58.9
at Xavier	11/29/16	55-85	L	31-64	.484	10-22	.455	13-20	.650	15	28	43	33.6	12	23	7	5	9	85	62.1
at North Carolina A&T	12/02/16	85-67	W	23-52	.442	9-24	.375	12-25	.480	9	16	25	32.7	24	8	12	3	5	67	62.7
NORTH DAKOTA	12/07/16	56-74	L	27-59	.458	6-18	.333	14-15	.933	7	28	35	32.9	18	14	11	1	9	74	63.8
UC DAVIS	12/14/16	74-70	W	23-51	.451	8-23	.348	16-25	.640	11	25	36	33.2	23	11	16	3	3	70	64.4
at North Dakota	12/16/16	87-70	W	25-56	.446	4-16	.250	16-30	.533	8	24	32	33.1	26	16	10	1	6	70	64.8
Opponents		778		274-665	.412	85-237	.359	145-217	.668	126	271	397	33.1	232	156	158	35	77	778	64.8
North Dakota State		848		309-648	.477	69-216	.319	161-249	.647	118	305	423	35.2	205	137	161	47	80	848	70.7

Games played: 12
 Points/game: 64.8
 FG Pct: 41.2
 3FG Pct: 35.9
 FT Pct: 66.8

Rebounds/game: 33.1
 Assists/game: 13.0
 Turnovers/game: 13.2
 Assist/turnover ratio: 1.0
 Steals/game: 6.4
 Blocks/game: 2.9

North Dakota State - INDIVIDUAL GAME HIGHS

Points	30		Dexter Werner vs North Dakota (12/07/16)
	25		Paul Miller at High Point (11/20/16)
	24		Paul Miller vs Arkansas State (11/11/16)
	22		Paul Miller at North Dakota (12/16/16)
	19		Khy Kabellis at Missouri State (11/27/16)
Field Goals Made	12		Dexter Werner vs North Dakota (12/07/16)
	9		Paul Miller at High Point (11/20/16)
	8		Deng Geu at Xavier (11/29/16)
	8		Khy Kabellis at Missouri State (11/27/16)
	8		Paul Miller vs Arkansas State (11/11/16)
Field Goal Att.	16		Khy Kabellis at Missouri State (11/27/16)
	16		Paul Miller at Missouri State (11/27/16)
	13		Dexter Werner vs North Dakota (12/07/16)
FG Pct (min 5 made)	.923	(12-13)	Dexter Werner vs North Dakota (12/07/16)
	.818	(9-11)	Paul Miller at High Point (11/20/16)
	.778	(7-9)	A.J. Jacobson vs Minnesota Morris (11/13/16)
3-Point FG Made	6		A.J. Jacobson vs UNC Greensboro (11/19/16)
	4		A.J. Jacobson vs Minnesota Morris (11/13/16)
3-Point FG Att.	9		Paul Miller vs UC Davis (12/14/16)
	8		Paul Miller vs UNC Greensboro (11/19/16)
3-Pt FG Pct (min 3 made)	1.000	(6-6)	A.J. Jacobson vs UNC Greensboro (11/19/16)
	.800	(4-5)	A.J. Jacobson vs Minnesota Morris (11/13/16)
Free Throws Made	9		A.J. Jacobson at North Dakota (12/16/16)
	8		Khy Kabellis vs UC Davis (12/14/16)
	8		Dexter Werner vs Arkansas State (11/11/16)
	8		Paul Miller vs Arkansas State (11/11/16)
Free Throw Att.	12		Khy Kabellis vs UC Davis (12/14/16)
	12		Dexter Werner vs Arkansas State (11/11/16)
	11		Paul Miller vs Arkansas State (11/11/16)
FT Pct (min 4 made)	1.000	(6-6)	Deng Geu vs Minnesota Morris (11/13/16)
	1.000	(6-6)	Paul Miller vs Minnesota Morris (11/13/16)
	.900	(9-10)	A.J. Jacobson at North Dakota (12/16/16)
Rebounds	13		Dexter Werner vs North Dakota (12/07/16)
	12		Dexter Werner at North Carolina A&T (12/02/16)
	10		Dexter Werner vs UC Davis (12/14/16)
	10		Paul Miller at High Point (11/20/16)
Assists	5		Khy Kabellis at North Dakota (12/16/16)
	5		Khy Kabellis vs UC Davis (12/14/16)
Steals	4		Paul Miller at Missouri State (11/27/16)
	4		Dexter Werner vs Navy (11/18/16)
	4		A.J. Jacobson vs Arkansas State (11/11/16)
	4		A.J. Jacobson vs Minnesota Morris (11/13/16)
Blocked Shots	4		A.J. Jacobson vs Minnesota Morris (11/13/16)
	3		Dexter Werner at North Carolina A&T (12/02/16)
	3		Deng Geu at Xavier (11/29/16)
	3		Deng Geu vs Navy (11/18/16)
	3		A.J. Jacobson vs Arkansas State (11/11/16)
Minutes	39		Paul Miller at North Dakota (12/16/16)
	37		Khy Kabellis at North Dakota (12/16/16)
	37		Khy Kabellis vs UC Davis (12/14/16)
	37		A.J. Jacobson vs North Dakota (12/07/16)
	37		Paul Miller at Missouri State (11/27/16)
	37		Khy Kabellis vs Arkansas State (11/11/16)

Individual Season and Career Highs

#2 Paul Miller

Season High	
Points	25, at High Point, 11/20/16
Rebounds	10, at High Point, 11/20/16
Assists	4, twice, last at North Carolina A&T, 12/2/16
Steals	4, at Missouri State, 11/27/16
Blocks	2, twice, last at Xavier, 11/29/16
FGM	9, at High Point, 11/20/16
FGA	16, at Missouri State, 11/27/16
3FGM	3, three times, last at North Dakota, 12/16/16
3FGA	9, UC Davis, 12/14/16
FTM	8, Arkansas State, 11/11/16
FTA	11, Arkansas State, 11/11/16

Career High	
Points	27, North Carolina A&T, 11/28/15
Rebounds	10, twice, last at High Point, 11/20/16
Assists	4, three times, last at North Carolina A&T, 12/2/16
Steals	4, twice, last at Missouri State, 11/27/16
Blocks	2, four times, last at Xavier, 11/29/16
FGM	9, twice, last at High Point, 11/20/16
FGA	19, at Fort Wayne, 1/21/16
3FGM	5, twice, last at IUPUI, 1/31/16
3FGA	10, three times, last at IUPUI, 1/31/16
FTM	8, three times, last Arkansas State, 11/11/16
FTA	11, Arkansas State, 11/11/16

#3 Carlin Dupree

Season High	
Points	15, UC Davis, 12/14/16
Rebounds	7, twice, last at North Dakota, 12/16/16
Assists	4, at North Dakota, 12/16/16
Steals	3, at North Carolina A&T, 12/2/16
Blocks	1, twice, last at Xavier, 11/29/16
FGM	6, UC Davis, 12/14/16
FGA	11, at North Dakota, 12/16/16
3FGM	1, six times, last at North Dakota, 12/16/16
3FGA	3, UC Davis, 12/14/16
FTM	6, at North Carolina A&T, 12/2/16
FTA	9, at North Carolina A&T, 12/2/16

Career High	
Points	22, vs. Fort Wayne, 3/7/16
Rebounds	7, seven times, last at North Dakota, 12/16/16
Assists	6, three times, last Northland, 12/30/15
Steals	5, IUPUI, 2/19/15
Blocks	2, at IUPUI, 1/11/14
FGM	8, twice, last vs. Fort Wayne, 3/7/16
FGA	16, at UC Davis, 11/13/15
3FGM	2, three times, last vs. South Dakota State, 3/8/16
3FGA	4, twice, last vs. South Dakota State, 3/8/16
FTM	7, Denver, 1/29/15
FTA	10, Denver, 1/29/15

#11 Jared Samuelson

Season High	
Points	10, Waldorf, 11/22/16
Rebounds	2, Minnesota Morris, 11/13/16
Assists	4, Waldorf, 11/22/16
Steals	1, Minnesota Morris, 11/13/16
Blocks	none
FGM	4, Waldorf, 11/22/16
FGA	9, Waldorf, 11/22/16
3FGM	2, Waldorf, 11/22/16
3FGA	6, Waldorf, 11/22/16
FTM	none
FTA	none

Career High

#23 Deng Geu

Season High	
Points	18, at Xavier, 11/29/16
Rebounds	8, Waldorf, 11/22/16
Assists	1, four times, last at North Dakota, 12/16/16
Steals	1, twice, last Waldorf, 11/22/16
Blocks	3, twice, last at Xavier, 11/29/16
FGM	8, at Xavier, 11/29/16
FGA	12, at Xavier, 11/29/16
3FGM	1, four times, last at North Dakota, 12/16/16
3FGA	2, three times, last at Xavier, 11/29/16
FTM	6, Minnesota Morris, 11/13/16
FTA	6, Minnesota Morris, 11/13/16

Career High

#24 Tyson Ward

Season High	
Points	15, at North Carolina A&T, 12/2/16
Rebounds	8, Waldorf, 11/22/16
Assists	4, twice, last at High Point, 11/20/16
Steals	2, Waldorf, 11/22/16
Blocks	none
FGM	6, at North Carolina A&T, 12/2/16
FGA	11, Waldorf, 11/22/16
3FGM	2, three times, last UC Davis, 12/14/16
3FGA	5, twice, last at North Carolina A&T, 12/2/16
FTM	2, twice, last vs. Navy, 11/18/16
FTA	2, four times, last at North Carolina A&T, 12/2/16

Career High

#12 Zach Rammelt

Season High	
Points	3, Waldorf, 11/22/16
Rebounds	1, twice, last at North Carolina A&T, 12/2/16
Assists	1, twice, last at Xavier, 11/29/16
Steals	none
Blocks	none
FGM	1, Waldorf, 11/22/16
FGA	3, Waldorf, 11/22/16
3FGM	1, Waldorf, 11/22/16
3FGA	2, Waldorf, 11/22/16
FTM	none
FTA	none

Career High

#30 Spencer Eliason

Season High	
Points	6, Waldorf, 11/22/16
Rebounds	6, Waldorf, 11/22/16
Assists	2, Waldorf, 11/22/16
Steals	1, twice, last at High Point, 11/20/16
Blocks	1, vs. Navy, 11/18/16
FGM	2, four times, last at Missouri State, 11/27/16
FGA	4, Minnesota Morris, 11/13/16
3FGM	none
3FGA	none
FTM	3, at Xavier, 11/29/16
FTA	7, at Xavier, 11/29/16

Career High

#13 Khy Kabellis

Season High	
Points	19, at Missouri State, 11/27/16
Rebounds	7, UC Davis, 12/14/16
Assists	5, twice, last at North Dakota, 12/16/16
Steals	3, UC Davis, 12/14/16
Blocks	1, twice, last Waldorf, 11/22/16
FGM	8, at Missouri State, 11/27/16
FGA	16, at Missouri State, 11/27/16
3FGM	3, twice, last at North Carolina A&T, 12/2/16
3FGA	7, twice, last at North Carolina A&T, 12/2/16
FTM	8, UC Davis, 12/14/16
FTA	12, UC Davis, 12/14/16

Career High

#32 Evan Wesenberg

Season High	
Points	8, Waldorf, 11/22/16
Rebounds	2, Waldorf, 11/22/16
Assists	none
Steals	none
Blocks	none
FGM	4, Waldorf, 11/22/16
FGA	5, Waldorf, 11/22/16
3FGM	none
3FGA	none
FTM	none
FTA	none

Career High

#40 Dexter Werner

Season High	
Points	30, North Dakota, 12/7/16
Rebounds	13, North Dakota, 12/7/16
Assists	2, five times, last UC Davis, 12/14/16
Steals	4, vs. Navy, 11/18/16
Blocks	3, at North Carolina A&T, 12/2/16
FGM	12, North Dakota, 12/7/16
FGA	13, North Dakota, 12/7/16
3FGM	none
3FGA	1, at Missouri State, 11/27/16
FTM	8, Arkansas State, 11/11/16
FTA	12, Arkansas State, 11/11/16

Career High

#21 A.J. Jacobson

Season High	
Points	18, three times, last at North Dakota, 12/16/16
Rebounds	9, twice, last at North Carolina A&T, 12/2/16
Assists	3, twice, last at North Carolina A&T, 12/2/16
Steals	4, Arkansas State, 11/11/16
Blocks	4, Minnesota Morris, 11/13/16
FGM	7, Minnesota Morris, 11/13/16
FGA	9, three times, last at North Dakota, 12/16/16
3FGM	6, vs. UNC Greensboro, 11/19/16
3FGA	7, at North Carolina A&T, 12/2/16
FTM	9, at North Dakota, 12/16/16
FTA	10, at North Dakota, 12/16/16


Career High

#42 Dylan Miller

Season High	
Points	9, vs. UNC Greensboro, 11/19/16
Rebounds	5, Waldorf, 11/22/16
Assists	1, Arkansas State, 11/11/16
Steals	1, vs. UNC Greensboro, 11/19/16
Blocks	1, five times, last at North Dakota, 12/16/16
FGM	4, vs. UNC Greensboro, 11/19/16
FGA	5, twice, last at High Point, 11/20/16
3FGM	none
3FGA	1, twice, last Waldorf, 11/22/16
FTM	1, three times, last Waldorf, 11/22/16
FTA	2, Waldorf, 11/22/16

Career High

Points	19, Northland College, 12/30/15
Rebounds	9, Northland College, 12/30/15
Assists	3, Fort Wayne, 2/6/16
Steals	2, at Oral Roberts, 1/9/16
Blocks	4, at IUPUI, 1/31/16
FGM	9, Northland College, 12/30/15
FGA	10, Northland College, 12/30/15
3FGM	none
3FGA	1, three times, last Waldorf, 11/22/16
FTM	1, six times, last Waldorf, 11/22/16
FTA	3, Northland College, 12/30/15



2

Paul Miller

6-6 | Jr. | Guard
Waukesha, Wis.
Kettle Moraine HS

Honors

High Point Tournament MVP (Nov. 18-20, 2016)
2016-17 Preseason All-Summit League first team
CoSIDA Academic All-America third team (2015-16)
CoSIDA Academic All-District (2015-16)
2k Classic Sub-Regional Most Valuable Player (Nov. 2014)

GAME-BY-GAME

Opponent	Date	gs	min	Total		3-Pointers		Free throws		Rebounds				pf	a	t/o	blk	stl	pts	avg	
				fg-fga	pct	3fg-fga	pct	ft-fta	pct	off	def	tot	avg								
ARKANSAS STATE	11/11/16	*	32	8-12	.667	0-2	.000	8-11	.727	0	2	2	2.0	1	1	2	1	1	24	24.0	
MINNESOTA MORRIS	11/13/16	*	27	5-8	.625	2-5	.400	6-6	1.000	0	3	3	2.5	0	2	2	0	0	18	21.0	
vs Navy	11/18/16	*	33	3-11	.273	0-5	.000	2-3	.667	0	2	2	2.3	3	1	4	1	0	8	16.7	
vs UNC Greensboro	11/19/16	*	34	4-12	.333	2-8	.250	0-0	.000	0	5	5	3.0	0	4	3	0	0	10	15.0	
at High Point	11/20/16	*	30	9-11	.818	3-4	.750	4-5	.800	3	7	10	4.4	2	2	1	0	1	25	17.0	
WALDORF	11/22/16	*	16	3-6	.500	1-2	.500	0-0	.000	0	2	2	4.0	0	1	0	0	0	7	15.3	
at Missouri State	11/27/16	*	37	4-16	.250	0-6	.000	1-4	.250	1	8	9	4.7	2	1	2	2	4	9	14.4	
at Xavier	11/29/16	*	28	2-8	.250	0-3	.000	0-0	.000	0	1	1	4.3	1	1	2	2	0	4	13.1	
at North Carolina A&T	12/02/16	*	33	2-5	.400	0-1	.000	3-5	.600	5	3	8	4.7	2	4	4	0	1	7	12.4	
NORTH DAKOTA	12/07/16	*	21	0-8	.000	0-4	.000	0-0	.000	0	3	3	4.5	3	1	1	0	0	0	11.2	
UC DAVIS	12/14/16	*	31	5-12	.417	3-9	.333	4-6	.667	0	1	1	4.2	3	1	2	0	1	17	11.7	
at North Dakota	12/16/16	*	39	7-12	.583	3-6	.500	5-9	.556	0	8	8	4.5	3	1	2	0	1	22	12.6	
Totals			12	361	52-121	.430	14-55	.255	33-49	.673	9	45	54	4.5	20	20	25	6	9	151	12.6

Games played: 12
Minutes/game: 30.1
Points/game: 12.6
FG Pct: 43.0
3FG Pct: 25.5
FT Pct: 67.3

Rebounds/game: 4.5
Assists/game: 1.7
Turnovers/game: 2.1
Assist/turnover ratio: 0.8
Steals/game: 0.8
Blocks/game: 0.5

CAREER STATS

Season	gp-gs	min/avg	Total		3-Point		F-Throws		Rebounds				Scoring							
			fg-fga	pct	fg-fga	pct	ft-fta	pct	off	def	tot	avg	pf	fo	ast	to	blk	stl	pts	avg
2014-15	32-6	912/28.5	67-177	.379	37-97	.381	43-56	.768	9	113	122	3.8	56	1	32	26	3	18	214	6.7
2015-16	26-25	880/33.8	133-324	.410	67-162	.414	66-85	.776	11	114	125	4.8	51	0	46	54	7	22	399	15.3
2016-17	12-12	361/30.1	52-121	.430	14-55	.255	33-49	.673	9	45	54	4.5	20	0	20	25	6	9	151	12.6
TOTAL	70-43	2153/30.8	252-622	.405	118-314	.376	142-190	.747	29	272	301	4.3	127	1	98	105	16	49	764	10.9

Notable

- Led the Bison in scoring as a sophomore with 15.3 points per game
- Scored a career-high 27 points vs. North Carolina A&T on Nov. 28, 2015
- Led NDSU in scoring in 14 games of the 2015-16 season
- Scored in double figures in all but four games he played
- Poured in 13 points on 5-of-6 shooting vs. Gonzaga in the NCAA Tournament on Mar. 20, 2015



3

Carlin Dupree

6-3 | Sr. | Guard
Milwaukee, Wis.
Bay View HS

Honors

2016 Summit League All-Tournament Team

GAME-BY-GAME

Opponent	Date	gs	min	Total		3-Pointers		Free throws		Rebounds				pf	a	t/o	blk	stl	pts	avg	
				fg-fga	pct	3fg-fga	pct	ft-fta	pct	off	def	tot	avg								
ARKANSAS STATE	11/11/16	*	33	3-9	.333	0-1	.000	1-2	.500	0	5	5	5.0	2	3	3	0	2	7	7.0	
MINNESOTA MORRIS	11/13/16	*	27	5-8	.625	1-1	1.000	0-0	.000	1	6	7	6.0	2	1	1	0	1	11	9.0	
vs Navy	11/18/16	*	34	1-5	.200	0-1	.000	3-8	.375	0	5	5	5.7	0	1	3	1	2	5	7.7	
vs UNC Greensboro	11/19/16	*	32	3-5	.600	1-1	1.000	4-5	.800	0	2	2	4.8	3	1	3	0	2	11	8.5	
at High Point	11/20/16	*	34	4-7	.571	1-2	.500	2-4	.500	1	1	2	4.2	1	3	3	0	2	11	9.0	
WALDORF	11/22/16	*	21	4-5	.800	0-0	.000	0-0	.000	0	2	2	3.8	0	3	1	0	1	8	8.8	
at Missouri State	11/27/16	*	31	2-9	.222	1-2	.500	0-0	.000	0	3	3	3.7	3	0	3	0	0	5	8.3	
at Xavier	11/29/16	*	25	4-8	.500	0-2	.000	1-2	.500	2	2	4	3.8	0	2	3	1	1	9	8.4	
at North Carolina A&T	12/02/16	*	26	3-6	.500	0-0	.000	6-9	.667	2	0	2	3.6	1	1	0	0	3	12	8.8	
NORTH DAKOTA	12/07/16	*	36	3-8	.375	0-2	.000	1-3	.333	0	4	4	3.6	2	1	3	0	1	7	8.6	
UC DAVIS	12/14/16	*	36	6-9	.667	1-3	.333	2-3	.667	1	2	3	3.5	2	3	2	0	2	15	9.2	
at North Dakota	12/16/16	*	22	5-11	.455	1-2	.500	0-0	.000	2	5	7	3.8	5	4	2	0	1	11	9.3	
Totals			12	357	43-90	.478	6-17	.353	20-36	.556	9	37	46	3.8	21	23	27	2	18	112	9.3

Games played: 12
Minutes/game: 29.8
Points/game: 9.3
FG Pct: 47.8
3FG Pct: 35.3
FT Pct: 55.6


Rebounds/game: 3.8
Assists/game: 1.9
Turnovers/game: 2.3
Assist/turnover ratio: 0.9
Steals/game: 1.5
Blocks/game: 0.2

CAREER STATS

Season	gp-gs	min/avg	Total		3-Point		F-Throws		Rebounds				Scoring							
			fg-fga	pct	fg-fga	pct	ft-fta	pct	off	def	tot	avg	pf	fo	ast	to	blk	stl	pts	avg
2013-14	25-0	195/7.8	28-51	.549	4-12	.333	16-27	.593	8	25	33	1.3	19	0	11	20	3	6	76	3.0
2014-15	33-33	1077/32.6	89-241	.369	9-42	.214	43-77	.558	29	121	150	4.5	60	0	86	58	2	40	230	7.0
2015-16	27-17	747/27.7	85-186	.457	9-32	.281	42-71	.592	16	72	88	3.3	46	0	55	52	2	40	221	8.2
2016-17	12-12	357/29.8	43-90	.478	6-17	.353	20-36	.556	9	37	46	3.8	21	1	23	27	2	18	112	9.3
TOTAL	97-62	2376/24.5	245-568	.431	28-103	.272	121-211	.573	62	255	317	3.3	146	1	175	157	9	104	639	6.6

Notable

- Posted the two highest point totals of his career in the semifinal (22) and championship game (19) of the 2016 Summit League Tournament
- Came off the bench in overtime of NDSU's 80-75 win over No. 5 seed Oklahoma in the 2014 NCAA Tournament
- With the game tied at 72-72 and 1:17 remaining in OT, Dupree scored four straight points on two free throws and a floater in traffic to give the Bison a 76-72 lead they would not relinquish



11

Jared Samuelson

6-3 | Fr. | Guard

Gretna, Neb.

Gretna HS

GAME-BY-GAME

Opponent	Date	gs	min	Total		3-Pointers		Free throws		Rebounds				pf	a	t/o	blk	stl	pts	avg
				fg-fga	pct	3fg-fga	pct	ft-fta	pct	off	def	tot	avg							
ARKANSAS STATE	11/11/16	1		0-1	.000	0-1	.000	0-0	.000	1	0	1	1.0	0	0	0	0	0	0	0.0
MINNESOTA MORRIS	11/13/16	14		1-1	1.000	1-1	1.000	0-0	.000	0	2	2	1.5	1	1	0	0	1	3	1.5
vs Navy	11/18/16	dnp		-	-	-	-	-	-	-	-	-	-	-	-	-	-	-	-	-
vs UNC Greensboro	11/19/16	4		0-0	.000	0-0	.000	0-0	.000	0	0	0	1.0	0	0	1	0	0	0	1.0
at High Point	11/20/16	3		0-1	.000	0-1	.000	0-0	.000	0	0	0	0.8	0	0	1	0	0	0	0.8
WALDORF	11/22/16	21		4-9	.444	2-6	.333	0-0	.000	0	0	0	0.6	2	4	1	0	0	10	2.6
at Missouri State	11/27/16	1		0-0	.000	0-0	.000	0-0	.000	0	0	0	0.5	0	0	0	0	0	0	2.2
at Xavier	11/29/16	3		1-2	.500	1-2	.500	0-0	.000	0	1	1	0.6	0	0	0	0	0	3	2.3
at North Carolina A&T	12/02/16	2		0-1	.000	0-1	.000	0-0	.000	0	1	1	0.6	0	0	0	0	0	0	2.0
NORTH DAKOTA	12/07/16	2		0-1	.000	0-1	.000	0-0	.000	0	0	0	0.6	1	0	0	0	0	0	1.8
UC DAVIS	12/14/16	2		0-0	.000	0-0	.000	0-0	.000	0	0	0	0.5	0	0	0	0	0	0	1.6
at North Dakota	12/16/16	5		1-1	1.000	1-1	1.000	0-0	.000	0	1	1	0.5	0	0	0	0	0	3	1.7
Totals		0	58	7-17	.412	5-14	.357	0-0	.000	1	5	6	0.5	4	5	3	0	1	19	1.7

Games played: 11
 Minutes/game: 5.3
 Points/game: 1.7
 FG Pct: 41.2
 3FG Pct: 35.7

Rebounds/game: 0.5
 Assists/game: 0.5
 Turnovers/game: 0.3
 Assist/turnover ratio: 1.7
 Steals/game: 0.1

CAREER STATS

Season	gp-gs	min/avg	Total		3-Point		F-Throws		Rebounds				Scoring							
			fg-fga	pct	fg-fga	pct	ft-fta	pct	off	def	tot	avg	pf	fo	ast	to	blk	stl	pts	avg
2016-17	11-0	58/5.3	7-17	.412	5-14	.357	0-0	.000	1	5	6	0.5	4	0	5	3	0	1	19	1.7
TOTAL	11-0	58/5.3	7-17	.412	5-14	.357	0-0	.000	1	5	6	0.5	4	0	5	3	0	1	19	1.7

Notable

- Averaged 15.4 points, 4.0 rebounds and 2.4 assists per game for his senior season
- Led Gretna HS to a 27-1 record and a Nebraska Class B state championship
- Named Nebraska Player of the Year by the Nebraska Basketball Coaches Association and Mr. Basketball by NebraskaHSHoops.com



12

Zach Rammelt

6-2 | R-Fr. | Guard

Racine, Wis.

St. Catherine's HS

GAME-BY-GAME

Opponent	Date	gs	min	Total		3-Pointers		Free throws		Rebounds				pf	a	t/o	blk	stl	pts	avg
				fg-fga	pct	3fg-fga	pct	ft-fta	pct	off	def	tot	avg							
ARKANSAS STATE	11/11/16		dnp	-	-	-	-	-	-	-	-	-	-	-	-	-	-	-	-	-
MINNESOTA MORRIS	11/13/16	3		0-1	.000	0-1	.000	0-0	.000	0	0	0	0.0	0	0	0	0	0	0	0.0
vs Navy	11/18/16		dnp	-	-	-	-	-	-	-	-	-	-	-	-	-	-	-	-	-
vs UNC Greensboro	11/19/16		dnp	-	-	-	-	-	-	-	-	-	-	-	-	-	-	-	-	-
at High Point	11/20/16	1		0-0	.000	0-0	.000	0-0	.000	0	1	1	0.5	0	0	0	0	0	0	0.0
WALDORF	11/22/16	13		1-3	.333	1-2	.500	0-0	.000	0	0	0	0.3	0	1	0	0	0	3	1.0
at Missouri State	11/27/16		dnp	-	-	-	-	-	-	-	-	-	-	-	-	-	-	-	-	-
at Xavier	11/29/16	1		0-0	.000	0-0	.000	0-0	.000	0	0	0	0.3	0	1	0	0	0	0	0.8
at North Carolina A&T	12/02/16	1		0-0	.000	0-0	.000	0-0	.000	0	1	1	0.4	0	0	0	0	0	0	0.6
NORTH DAKOTA	12/07/16		dnp	-	-	-	-	-	-	-	-	-	-	-	-	-	-	-	-	-
UC DAVIS	12/14/16		dnp	-	-	-	-	-	-	-	-	-	-	-	-	-	-	-	-	-
at North Dakota	12/16/16		dnp	-	-	-	-	-	-	-	-	-	-	-	-	-	-	-	-	-
Totals		0	19	1-4	.250	1-3	.333	0-0	.000	0	2	2	0.4	0	2	0	0	0	3	0.6

Games played: 5
 Minutes/game: 3.8
 Points/game: 0.6
 FG Pct: 25.0
 3FG Pct: 33.3


Rebounds/game: 0.4
 Assists/game: 0.4
 Assist/turnover ratio: 99.9

CAREER STATS

Season	gp-gs	min/avg	Total		3-Point		F-Throws		Rebounds				Scoring							
			fg-fga	pct	fg-fga	pct	ft-fta	pct	off	def	tot	avg	pf	fo	ast	to	blk	stl	pts	avg
2016-17	5-0	19/3.8	1-4	.250	1-3	.333	0-0	.000	0	2	2	0.4	0	0	2	0	0	0	3	0.6
TOTAL	5-0	19/3.8	1-4	.250	1-3	.333	0-0	.000	0	2	2	0.4	0	0	2	0	0	0	3	0.6

Notable

- Sat out the entire 2015-16 season as a redshirt in the Bison program
- First-team All-Metro Classic Conference honors as a senior in 2014-15
- Averaged 11.4 points and 6 assists per game as a senior, helping lead Racine St. Catherine's to a 20-5 record and a share of the league title



13

Khy Kabellis

6-5 | So. | Guard
Escondido, Calif.
Escondido HS

GAME-BY-GAME

Opponent	Date	gs	min	Total		3-Pointers		Free throws		Rebounds				pf	a	t/o	blk	stl	pts	avg	
				fg-fga	pct	3fg-fga	pct	ft-fta	pct	off	def	tot	avg								
ARKANSAS STATE	11/11/16	*	37	1-5	.200	0-3	.000	6-8	.750	0	2	2	2.0	2	4	3	1	1	8	8.0	
MINNESOTA MORRIS	11/13/16	*	26	3-8	.375	0-2	.000	7-9	.778	0	3	3	2.5	0	2	3	0	0	13	10.5	
vs Navy	11/18/16	*	33	3-5	.600	1-2	.500	1-2	.500	2	1	3	2.7	2	3	4	0	0	8	9.7	
vs UNC Greensboro	11/19/16	*	35	1-4	.250	0-2	.000	0-2	.000	0	1	1	2.3	2	3	4	0	0	2	7.8	
at High Point	11/20/16	*	33	4-8	.500	1-4	.250	3-3	1.000	1	2	3	2.4	0	1	4	0	1	12	8.6	
WALDORF	11/22/16	*	22	5-8	.625	2-2	1.000	0-0	.000	0	1	1	2.2	2	4	0	1	2	12	9.2	
at Missouri State	11/27/16	*	36	8-16	.500	3-7	.429	0-0	.000	0	3	3	2.3	1	3	3	0	2	19	10.6	
at Xavier	11/29/16	*	33	2-8	.250	0-3	.000	0-0	.000	0	1	1	2.1	3	3	4	0	2	4	9.8	
at North Carolina A&T	12/02/16	*	32	4-11	.364	3-7	.429	4-6	.667	1	1	2	2.1	3	4	2	0	2	15	10.3	
NORTH DAKOTA	12/07/16	*	36	1-10	.100	0-4	.000	0-0	.000	0	1	1	2.0	1	2	5	0	1	2	9.5	
UC DAVIS	12/14/16	*	37	3-10	.300	1-4	.250	8-12	.667	0	7	7	2.5	2	5	1	0	3	15	10.0	
at North Dakota	12/16/16	*	37	4-11	.364	1-5	.200	1-2	.500	1	3	4	2.6	5	5	5	0	0	10	10.0	
Totals			12	397	39-104	.375	12-45	.267	30-44	.682	5	26	31	2.6	23	39	38	2	14	120	10.0

Games played: 12
Minutes/game: 33.1
Points/game: 10.0
FG Pct: 37.5
3FG Pct: 26.7
FT Pct: 68.2

Rebounds/game: 2.6
Assists/game: 3.3
Turnovers/game: 3.2
Assist/turnover ratio: 1.0
Steals/game: 1.2
Blocks/game: 0.2

CAREER STATS

Season	gp-gs	min/avg	Total		3-Point		F-Throws		Rebounds				Scoring							
			fg-fga	pct	fg-fga	pct	ft-fta	pct	off	def	tot	avg	pf	fo	ast	to	blk	stl	pts	avg
2015-16	32-20	972/30.4	92-225	.409	36-110	.327	57-81	.704	13	86	99	3.1	49	1	72	49	5	22	277	8.7
2016-17	12-12	397/33.1	39-104	.375	12-45	.267	30-44	.682	5	26	31	2.6	23	2	39	38	2	14	120	10.0
TOTAL	44-32	1369/31.1	131-329	.398	48-155	.310	87-125	.696	18	112	130	3.0	72	3	111	87	7	36	397	9.0

Notable

- Played in 32 of 33 games, making 20 starts as a true freshman
- Totaled the second-most minutes on the team, averaging 30.4 minutes per game for the season
- Scored a season-high 21 points at Omaha on Feb. 13 and 19 points vs. top-seeded Fort Wayne in the Summit League semifinals on Mar. 7
- Scored 18 points at North Dakota on Dec. 11, 2015 -- with all 18 coming in the second half -- and only missed one shot in the game



21

A.J. Jacobson

6-6 | Jr. | Guard/Forward
 Fargo, N.D.
 Shanley HS

Honors

- All-Summit League honorable mention (2015-16)
- CoSIDA Academic All-America third team (2015-16)
- Summit League Player of the Week (Feb. 8, 2016)
- 2015-16 Preseason All-Summit League first team
- All-Summit League honorable mention (2014-15)
- Summit League All-Newcomer Team (2014-15)
- Summit League Academic All-League (2015, 2016)

GAME-BY-GAME

Opponent	Date	gs	min	Total		3-Pointers		Free throws		Rebounds				pf	a	t/o	blk	stl	pts	avg	
				fg-fga	pct	3fg-fga	pct	ft-fta	pct	off	def	tot	avg								
ARKANSAS STATE	11/11/16	*	35	4-5	.800	1-1	1.000	3-4	.750	2	7	9	9.0	4	0	0	3	4	12	12.0	
MINNESOTA MORRIS	11/13/16	*	24	7-9	.778	4-5	.800	0-1	.000	1	4	5	7.0	0	1	0	4	1	18	15.0	
vs Navy	11/18/16	*	20	1-2	.500	1-1	1.000	6-7	.857	0	5	5	6.3	4	0	1	0	2	9	13.0	
vs UNC Greensboro	11/19/16	*	33	6-9	.667	6-6	1.000	0-0	.000	0	3	3	5.5	3	3	4	0	0	18	14.3	
at High Point	11/20/16	*	28	2-5	.400	1-3	.333	0-0	.000	0	3	3	5.0	1	2	1	0	1	5	12.4	
WALDORF	11/22/16	dnp		-	-	-	-	-	-	-	-	-	-	-	-	-	-	-	-	-	
at Missouri State	11/27/16	*	32	1-5	.200	1-2	.500	0-0	.000	1	2	3	4.7	3	1	2	1	0	3	10.8	
at Xavier	11/29/16	*	25	0-2	.000	0-1	.000	0-0	.000	0	3	3	4.4	3	2	2	0	1	0	9.3	
at North Carolina A&T	12/02/16	*	27	3-8	.375	2-7	.286	5-6	.833	0	9	9	5.0	4	3	5	0	0	13	9.8	
NORTH DAKOTA	12/07/16	*	37	3-8	.375	1-5	.200	0-2	.000	0	4	4	4.9	1	0	1	1	0	7	9.4	
UC DAVIS	12/14/16	*	18	1-1	1.000	1-1	1.000	2-2	1.000	0	2	2	4.6	5	0	2	1	0	5	9.0	
at North Dakota	12/16/16	*	34	4-9	.444	1-4	.250	9-10	.900	1	7	8	4.9	2	1	2	0	0	18	9.8	
Totals			11	313	32-63	.508	19-36	.528	25-32	.781	5	49	54	4.9	30	13	20	10	9	108	9.8

Games played: 11
 Minutes/game: 28.5
 Points/game: 9.8
 FG Pct: 50.8
 3FG Pct: 52.8
 FT Pct: 78.1

Rebounds/game: 4.9
 Assists/game: 1.2
 Turnovers/game: 1.8
 Assist/turnover ratio: 0.7
 Steals/game: 0.8
 Blocks/game: 0.9

CAREER STATS

Season	gp-gs	min/avg	Total		3-Point		F-Throws		Rebounds				Scoring							
			fg-fga	pct	fg-fga	pct	ft-fta	pct	off	def	tot	avg	pf	fo	ast	to	blk	stl	pts	avg
2014-15	28-28	919/32.8	99-240	.413	54-134	.403	73-89	.820	14	103	117	4.2	79	4	49	42	7	12	325	11.6
2015-16	33-33	1133/34.3	138-316	.437	52-150	.347	92-118	.780	17	113	130	3.9	87	2	49	41	14	18	420	12.7
2016-17	11-11	313/28.5	32-63	.508	19-36	.528	25-32	.781	5	49	54	4.9	30	1	13	20	10	9	108	9.8
TOTAL	72-72	2365/32.8	269-619	.435	125-320	.391	190-239	.795	36	265	301	4.2	196	7	111	103	31	39	853	11.8

Notable

- Only Bison to start every game in the 2015-16 season
- Led the team with 34.3 minutes per game last season
- Honorable mention All-Summit League for 2014-15 and 2015-16
- Scored a career-high 23 points in a win over Denver in the quarterfinals of the Summit League Tournament in 2015
- North Dakota Class A all-time leading scorer with 2,002 career points at Shanley High School



23

Deng Geu

6-8 | R-Fr. | Forward

Sioux Falls, S.D.

Sioux Falls Washington HS

GAME-BY-GAME

Opponent	Date	gs	min	Total		3-Pointers		Free throws		Rebounds				pf	a	t/o	blk	stl	pts	avg	
				fg-fga	pct	3fg-fga	pct	ft-fta	pct	off	def	tot	avg								
ARKANSAS STATE	11/11/16		8	1-2	.500	0-1	.000	1-2	.500	1	1	2	2.0	4	0	2	0	0	3	3.0	
MINNESOTA MORRIS	11/13/16		21	4-9	.444	1-2	.500	6-6	1.000	2	1	3	2.5	3	1	3	0	1	15	9.0	
vs Navy	11/18/16		16	2-6	.333	0-1	.000	2-3	.667	3	2	5	3.3	4	1	2	3	0	6	8.0	
vs UNC Greensboro	11/19/16		7	1-1	1.000	0-0	.000	0-0	.000	0	1	1	2.8	0	0	1	1	0	2	6.5	
at High Point	11/20/16		10	2-3	.667	0-1	.000	0-0	.000	1	3	4	3.0	1	1	1	1	0	4	6.0	
WALDORF	11/22/16 *		20	4-10	.400	1-2	.500	0-2	.000	5	3	8	3.8	0	0	0	0	1	9	6.5	
at Missouri State	11/27/16		13	1-2	.500	0-0	.000	0-0	.000	1	1	2	3.6	0	0	1	0	0	2	5.9	
at Xavier	11/29/16		20	8-12	.667	1-2	.500	1-3	.333	1	3	4	3.6	2	0	1	3	0	18	7.4	
at North Carolina A&T	12/02/16		7	2-4	.500	0-1	.000	1-2	.500	3	0	3	3.6	1	0	1	0	0	5	7.1	
NORTH DAKOTA	12/07/16		15	2-4	.500	0-1	.000	0-0	.000	0	4	4	3.6	1	0	2	0	0	4	6.8	
UC DAVIS	12/14/16		15	0-1	.000	0-1	.000	0-2	.000	0	1	1	3.4	2	0	0	0	0	0	6.2	
at North Dakota	12/16/16		16	1-2	.500	1-1	1.000	3-5	.600	1	4	5	3.5	4	1	2	0	0	6	6.2	
Totals			1	168	28-56	.500	4-13	.308	14-25	.560	18	24	42	3.5	22	4	16	8	2	74	6.2

Games played: 12
 Minutes/game: 14.0
 Points/game: 6.2
 FG Pct: 50.0
 3FG Pct: 30.8
 FT Pct: 56.0

Rebounds/game: 3.5
 Assists/game: 0.3
 Turnovers/game: 1.3
 Assist/turnover ratio: 0.3
 Steals/game: 0.2
 Blocks/game: 0.7

CAREER STATS

Season	gp-gs	min/avg	Total		3-Point		F-Throws		Rebounds				Scoring							
			fg-fga	pct	fg-fga	pct	ft-fta	pct	off	def	tot	avg	pf	fo	ast	to	blk	stl	pts	avg
2016-17	12-1	168/14.0	28-56	.500	4-13	.308	14-25	.560	18	24	42	3.5	22	0	4	16	8	2	74	6.2
TOTAL	12-1	168/14.0	28-56	.500	4-13	.308	14-25	.560	18	24	42	3.5	22	0	4	16	8	2	74	6.2

Notable

- Sat out the entire 2015-16 season as a redshirt in the Bison program
- South Dakota's Gatorade Player of the Year as a senior (2014-15)
- Top vote-getter on the Class AA All-State team as a senior and named the Argus Leader/Sanford Pentagon Player of the Year
- Led Sioux Falls Washington HS to a 22-3 record and a state runner-up finish in Class AA as a senior



24

Tyson Ward

6-6 | Fr. | Guard
Tampa, Fla.
Tampa Prep HS

GAME-BY-GAME

Opponent	Date	gs	min	Total		3-Pointers		Free throws		Rebounds				pf	a	t/o	blk	stl	pts	avg
				fg-fga	pct	3fg-fga	pct	ft-fta	pct	off	def	tot	avg							
ARKANSAS STATE	11/11/16		16	0-4	.000	0-2	.000	1-2	.500	0	2	2	2.0	2	0	2	0	0	1	1.0
MINNESOTA MORRIS	11/13/16		18	0-6	.000	0-1	.000	2-2	1.000	3	2	5	3.5	1	4	1	0	0	2	1.5
vs Navy	11/18/16		20	4-5	.800	2-3	.667	2-2	1.000	1	2	3	3.3	2	0	0	0	1	12	5.0
vs UNC Greensboro	11/19/16		18	0-2	.000	0-1	.000	0-0	.000	0	3	3	3.3	3	0	3	0	0	0	3.8
at High Point	11/20/16		18	0-5	.000	0-2	.000	0-0	.000	0	1	1	2.8	4	4	1	0	0	0	3.0
WALDORF	11/22/16		27	4-11	.364	1-5	.200	0-0	.000	3	5	8	3.7	3	1	2	0	2	9	4.0
at Missouri State	11/27/16		15	0-1	.000	0-1	.000	0-0	.000	0	3	3	3.6	2	0	1	0	0	0	3.4
at Xavier	11/29/16		22	3-7	.429	0-2	.000	0-1	.000	2	2	4	3.6	1	2	0	0	1	6	3.8
at North Carolina A&T	12/02/16		28	6-9	.667	2-5	.400	1-2	.500	0	0	0	3.2	3	1	0	0	0	15	5.0
NORTH DAKOTA	12/07/16		16	3-6	.500	0-3	.000	0-0	.000	3	1	4	3.3	2	0	1	0	0	6	5.1
UC DAVIS	12/14/16		21	3-6	.500	2-4	.500	0-0	.000	0	1	1	3.1	1	2	2	0	0	8	5.4
at North Dakota	12/16/16		16	1-1	1.000	1-1	1.000	0-0	.000	1	0	1	2.9	4	0	2	0	0	3	5.2
Totals		0	235	24-63	.381	8-30	.267	6-9	.667	13	22	35	2.9	28	14	15	0	4	62	5.2

Games played: 12
Minutes/game: 19.6
Points/game: 5.2
FG Pct: 38.1
3FG Pct: 26.7
FT Pct: 66.7

Rebounds/game: 2.9
Assists/game: 1.2
Turnovers/game: 1.3
Assist/turnover ratio: 0.9
Steals/game: 0.3

CAREER STATS

Season	gp-gs	min/avg	Total		3-Point		F-Throws		Rebounds				Scoring							
			fg-fga	pct	fg-fga	pct	ft-fta	pct	off	def	tot	avg	pf	fo	ast	to	blk	stl	pts	avg
2016-17	12-0	235/19.6	24-63	.381	8-30	.267	6-9	.667	13	22	35	2.9	28	0	14	15	0	4	62	5.2
TOTAL	12-0	235/19.6	24-63	.381	8-30	.267	6-9	.667	13	22	35	2.9	28	0	14	15	0	4	62	5.2

Notable

- Earned first-team all-state recognition in Florida's Class 3A as a senior in 2015-16
- Averaged 17 points, 7.4 rebounds and 4.2 assists for his senior season, helping Tampa Prep to a district title
- Also named All-Tampa Bay by the Tampa Bay Times and first-team All-Hillsborough County by the Tampa Tribune



30

Spencer Eliason

6-9 | So. | Forward
 Chadron, Neb.
 Chadron HS

GAME-BY-GAME

Opponent	Date	gs	min	Total		3-Pointers		Free throws		Rebounds				pf	a	t/o	blk	stl	pts	avg
				fg-fga	pct	3fg-fga	pct	ft-fta	pct	off	def	tot	avg							
ARKANSAS STATE	11/11/16	2		0-1	.000	0-0	.000	0-0	.000	0	0	0	0.0	0	0	1	0	0	0	0.0
MINNESOTA MORRIS	11/13/16	17		2-4	.500	0-0	.000	0-0	.000	1	3	4	2.0	0	1	1	0	0	4	2.0
vs Navy	11/18/16	14		2-2	1.000	0-0	.000	0-0	.000	2	2	4	2.7	0	0	1	1	1	4	2.7
vs UNC Greensboro	11/19/16	4		0-0	.000	0-0	.000	0-0	.000	0	0	0	2.0	1	1	1	0	0	0	2.0
at High Point	11/20/16	8		1-2	.500	0-0	.000	0-0	.000	1	1	2	2.0	4	0	0	0	1	2	2.0
WALDORF	11/22/16	13		2-3	.667	0-0	.000	2-2	1.000	3	3	6	2.7	1	2	1	0	0	6	2.7
at Missouri State	11/27/16	10		2-2	1.000	0-0	.000	0-0	.000	2	0	2	2.6	0	1	1	0	0	4	2.9
at Xavier	11/29/16	19		1-1	1.000	0-0	.000	3-7	.429	1	1	2	2.5	2	0	1	0	0	5	3.1
at North Carolina A&T	12/02/16	7		0-3	.000	0-0	.000	0-0	.000	0	0	0	2.2	2	0	0	0	0	0	2.8
NORTH DAKOTA	12/07/16	3		0-0	.000	0-0	.000	0-2	.000	0	1	1	2.1	0	0	0	0	0	0	2.5
UC DAVIS	12/14/16	dnp		-	-	-	-	-	-	-	-	-	-	-	-	-	-	-	-	-
at North Dakota	12/16/16	dnp		-	-	-	-	-	-	-	-	-	-	-	-	-	-	-	-	-
Totals		0	97	10-18	.556	0-0	.000	5-11	.455	10	11	21	2.1	10	5	7	1	2	25	2.5

Games played: 10
 Minutes/game: 9.7
 Points/game: 2.5
 FG Pct: 55.6
 FT Pct: 45.5

Rebounds/game: 2.1
 Assists/game: 0.5
 Turnovers/game: 0.7
 Assist/turnover ratio: 0.7
 Steals/game: 0.2
 Blocks/game: 0.1

CAREER STATS

Season	gp-gs	min/avg	Total		3-Point		F-Throws		Rebounds				Scoring							
			fg-fga	pct	fg-fga	pct	ft-fta	pct	off	def	tot	avg	pf	fo	ast	to	blk	stl	pts	avg
2015-16	11-0	45/4.1	5-9	.556	0-0	.000	2-4	.500	9	6	15	1.4	9	0	3	2	0	0	12	1.1
2016-17	10-0	97/9.7	10-18	.556	0-0	.000	5-11	.455	10	11	21	2.1	10	0	5	7	1	2	25	2.5
TOTAL	21-0	142/6.8	15-27	.556	0-0	.000	7-15	.467	19	17	36	1.7	19	0	8	9	1	2	37	1.8

Notable

- Scored a season-high 11 points on 5-for-7 shooting against Northland College on Dec. 30, 2015
- Sat out the 2014-15 season as a redshirt
- Averaged 17.5 points and 9.6 rebounds per game during for Chadron (Neb.) HS in his senior season in 2013-14
- Two-time All-Western Conference, two-time all-district and two-time all-state honorable mention selection during his career



32

Evan Wesenberg

6-6 | So. | Forward
 Germantown, Wis.
 Germantown HS

GAME-BY-GAME

Opponent	Date	gs	min	Total		3-Pointers		Free throws		Rebounds				pf	a	t/o	blk	stl	pts	avg
				fg-fga	pct	3fg-fga	pct	ft-fta	pct	off	def	tot	avg							
ARKANSAS STATE	11/11/16	dnp		-	-	-	-	-	-	-	-	-	-	-	-	-	-	-	-	-
MINNESOTA MORRIS	11/13/16	dnp		-	-	-	-	-	-	-	-	-	-	-	-	-	-	-	-	-
vs Navy	11/18/16	dnp		-	-	-	-	-	-	-	-	-	-	-	-	-	-	-	-	-
vs UNC Greensboro	11/19/16	dnp		-	-	-	-	-	-	-	-	-	-	-	-	-	-	-	-	-
at High Point	11/20/16	2	2	0-1	.000	0-0	.000	0-0	.000	0	0	0	0.0	1	0	0	0	0	0	0.0
WALDORF	11/22/16	20	20	4-5	.800	0-0	.000	0-0	.000	0	2	2	1.0	4	0	2	0	0	8	4.0
at Missouri State	11/27/16	dnp		-	-	-	-	-	-	-	-	-	-	-	-	-	-	-	-	-
at Xavier	11/29/16	2	2	0-0	.000	0-0	.000	0-0	.000	0	0	0	0.7	0	0	0	0	0	0	2.7
at North Carolina A&T	12/02/16	1	1	0-0	.000	0-0	.000	0-0	.000	0	0	0	0.5	0	0	0	0	0	0	2.0
NORTH DAKOTA	12/07/16	dnp		-	-	-	-	-	-	-	-	-	-	-	-	-	-	-	-	-
UC DAVIS	12/14/16	dnp		-	-	-	-	-	-	-	-	-	-	-	-	-	-	-	-	-
at North Dakota	12/16/16	dnp		-	-	-	-	-	-	-	-	-	-	-	-	-	-	-	-	-
Totals		0	25	4-6	.667	0-0	.000	0-0	.000	0	2	2	0.5	5	0	2	0	0	8	2.0

Games played: 4
 Minutes/game: 6.3
 Points/game: 2.0
 FG Pct: 66.7

Rebounds/game: 0.5
 Turnovers/game: 0.5

CAREER STATS

Season	gp-gs	min/avg	Total		3-Point		F-Throws		Rebounds				Scoring							
			fg-fga	pct	fg-fga	pct	ft-fta	pct	off	def	tot	avg	pf	fo	ast	to	blk	stl	pts	avg
2014-15	17-0	80/4.7	7-15	.467	0-1	.000	0-2	.000	5	4	9	0.5	10	0	4	5	1	2	14	0.8
2016-17	4-0	25/6.3	4-6	.667	0-0	.000	0-0	.000	0	2	2	0.5	5	0	0	2	0	0	8	2.0
TOTAL	21-0	105/5.0	11-21	.524	0-1	.000	0-2	.000	5	6	11	0.5	15	0	4	7	1	2	22	1.0

Notable

- Sat out the entire 2015-16 season as a redshirt in the Bison program
- Played in 17 of 33 games for the Summit League champions as a true freshman in 2014-15
- Posted season-highs in points (12) and rebounds (4) in a win over Northland College on Dec. 28, 2014



40

Dexter Werner

6-6 | Sr. | Forward
 Bismarck, N.D.
 Bismarck HS

Honors

- Summit League Player of the Week (Dec. 12, 2016)
- 2016-17 Preseason All-Summit League second team
- 2015-16 Preseason All-Summit League second team
- Summit League Sixth Man of the Year (2014-15)

GAME-BY-GAME

Opponent	Date	gs	min	Total		3-Pointers		Free throws		Rebounds				pf	a	t/o	blk	stl	pts	avg	
				fg-fga	pct	3fg-fga	pct	ft-fta	pct	off	def	tot	avg								
ARKANSAS STATE	11/11/16	*	27	4-5	.800	0-0	.000	8-12	.667	2	3	5	5.0	3	0	1	1	2	16	16.0	
MINNESOTA MORRIS	11/13/16	*	14	2-3	.667	0-0	.000	0-0	.000	1	1	2	3.5	3	0	0	0	1	4	10.0	
vs Navy	11/18/16	*	30	6-9	.667	0-0	.000	2-3	.667	0	3	3	3.3	2	0	1	1	4	14	11.3	
vs UNC Greensboro	11/19/16	*	22	1-3	.333	0-0	.000	0-0	.000	1	4	5	3.8	1	2	0	2	3	2	9.0	
at High Point	11/20/16	*	22	3-5	.600	0-0	.000	1-3	.333	0	8	8	4.6	4	2	0	1	2	7	8.6	
WALDORF	11/22/16	*	13	4-6	.667	0-0	.000	0-0	.000	2	4	6	4.8	0	2	0	1	2	8	8.5	
at Missouri State	11/27/16	*	16	3-7	.429	0-1	.000	0-0	.000	4	2	6	5.0	3	0	2	1	1	6	8.1	
at Xavier	11/29/16	*	15	2-3	.667	0-0	.000	0-0	.000	0	4	4	4.9	2	0	1	0	0	4	7.6	
at North Carolina A&T	12/02/16	*	30	5-7	.714	0-0	.000	6-8	.750	4	8	12	5.7	2	2	0	3	0	16	8.6	
NORTH DAKOTA	12/07/16	*	32	12-13	.923	0-0	.000	6-9	.667	6	7	13	6.4	3	1	0	1	3	30	10.7	
UC DAVIS	12/14/16		31	3-6	.500	0-0	.000	2-4	.500	5	5	10	6.7	3	2	2	1	2	8	10.5	
at North Dakota	12/16/16		20	6-9	.667	0-0	.000	0-0	.000	2	1	3	6.4	5	0	0	1	0	12	10.6	
Totals			10	272	51-76	.671	0-1	.000	25-39	.641	27	50	77	6.4	31	11	7	13	20	127	10.6

Games played: 12
 Minutes/game: 22.7
 Points/game: 10.6
 FG Pct: 67.1
 3FG Pct: 0.0
 FT Pct: 64.1

Rebounds/game: 6.4
 Assists/game: 0.9
 Turnovers/game: 0.6
 Assist/turnover ratio: 1.6
 Steals/game: 1.7
 Blocks/game: 1.1

CAREER STATS

Season	gp-gs	min/avg	Total		3-Point		F-Throws		Rebounds				Scoring							
			fg-fga	pct	fg-fga	pct	ft-fta	pct	off	def	tot	avg	pf	fo	ast	to	blk	stl	pts	avg
2013-14	10-0	43/4.3	9-15	.600	0-0	.000	10-20	.500	9	9	18	1.8	6	0	2	1	1	2	28	2.8
2014-15	33-3	656/19.9	107-209	.512	0-0	.000	64-95	.674	69	108	177	5.4	75	2	24	39	34	19	278	8.4
2015-16	33-2	730/22.1	104-209	.498	0-1	.000	69-116	.595	83	137	220	6.7	71	0	26	33	31	25	277	8.4
2016-17	12-10	272/22.7	51-76	.671	0-1	.000	25-39	.641	27	50	77	6.4	31	1	11	7	13	20	127	10.6
TOTAL	88-15	1701/19.3	271-509	.532	0-2	.000	168-270	.622	188	304	492	5.6	183	3	63	80	79	66	710	8.1

Notable

- Played in all 33 games and made two starts as a junior in 2015-16
- Registered four double-doubles last season
- Led the Bison in rebounding with 220 total boards and 6.7 rebounds per game
- Summit League Sixth Man of the Year as a sophomore in 2014-15
- Scored a career-high 22 points on 10-of-14 shooting against No. 2 seed Gonzaga in the 2015 NCAA Tournament



42

Dylan Miller

6-8 | So. | Forward

Panama, Ill.

Hillsboro HS

GAME-BY-GAME

Opponent	Date	gs	min	Total		3-Pointers		Free throws		Rebounds				pf	a	t/o	blk	stl	pts	avg
				fg-fga	pct	3fg-fga	pct	ft-fta	pct	off	def	tot	avg							
ARKANSAS STATE	11/11/16	9		2-2	1.000	0-0	.000	1-1	1.000	0	2	2	2.0	0	1	0	0	0	5	5.0
MINNESOTA MORRIS	11/13/16	9		2-5	.400	0-0	.000	0-0	.000	0	0	0	1.0	1	0	0	0	0	4	4.5
vs Navy	11/18/16		dnp	-	-	-	-	-	-	-	-	-	-	-	-	-	-	-	-	-
vs UNC Greensboro	11/19/16	11		4-4	1.000	0-0	.000	1-1	1.000	0	4	4	2.0	0	0	0	1	1	9	6.0
at High Point	11/20/16	11		2-5	.400	0-1	.000	0-0	.000	3	0	3	2.3	1	0	0	1	0	4	5.5
WALDORF	11/22/16	14		1-3	.333	0-1	.000	1-2	.500	1	4	5	2.8	1	0	0	1	0	3	5.0
at Missouri State	11/27/16	9		1-2	.500	0-0	.000	0-0	.000	0	0	0	2.3	2	0	0	0	0	2	4.5
at Xavier	11/29/16	7		1-3	.333	0-0	.000	0-0	.000	1	1	2	2.3	1	0	0	1	0	2	4.1
at North Carolina A&T	12/02/16	6		1-1	1.000	0-0	.000	0-0	.000	1	1	2	2.3	1	0	0	0	0	2	3.9
NORTH DAKOTA	12/07/16	2		0-0	.000	0-0	.000	0-0	.000	0	0	0	2.0	1	0	0	0	0	0	3.4
UC DAVIS	12/14/16	*	9	3-4	.750	0-0	.000	0-0	.000	0	0	0	1.8	1	0	1	0	0	6	3.7
at North Dakota	12/16/16	*	11	1-1	1.000	0-0	.000	0-0	.000	0	2	2	1.8	2	0	0	1	0	2	3.5
Totals		2	98	18-30	.600	0-2	.000	3-4	.750	6	14	20	1.8	11	1	1	5	1	39	3.5

Games played: 11
 Minutes/game: 8.9
 Points/game: 3.5
 FG Pct: 60.0
 3FG Pct: 0.0
 FT Pct: 75.0

Rebounds/game: 1.8
 Assists/game: 0.1
 Turnovers/game: 0.1
 Assist/turnover ratio: 1.0
 Steals/game: 0.1
 Blocks/game: 0.5

CAREER STATS

Season	gp-gs	min/avg	Total		3-Point		F-Throws		Rebounds				Scoring							
			fg-fga	pct	fg-fga	pct	ft-fta	pct	off	def	tot	avg	pf	fo	ast	to	blk	stl	pts	avg
2015-16	31-23	288/9.3	41-77	.532	0-1	.000	3-7	.429	25	34	59	1.9	33	0	9	11	11	8	85	2.7
2016-17	11-2	98/8.9	18-30	.600	0-2	.000	3-4	.750	6	14	20	1.8	11	0	1	1	5	1	39	3.5
TOTAL	42-25	386/9.2	59-107	.551	0-3	.000	6-11	.545	31	48	79	1.9	44	0	10	12	16	9	124	3.0

Notable

- Played in 31 of 33 games and made 23 starts as a true freshman
- Shot 53.2 percent from the field for the season
- 19 points on 9-of-10 shooting against Northland College on Dec. 30, 2015
- All-state second team selection in Illinois Class 2A by the Associated Press and Chicago Sun-Times for his senior season in 2015
- Ended his career second all-time at Hillsboro (Ill.) HS in scoring with 1,520 points

Relevant NDSU Career Records

3-point field goals made

1. 257 - Ben Nemmers (110 games) - 2000-04
2. 255 - Denver TenBroek (109 games) - 1999-03
3. 244 - Mike Felt (132 games) - 2009-14
4. 228 - Ben Woodside (118 games) - 2005-09
5. 213 - Ross Manson (113 games) - 1990-94
6. 208 - Mike Nelson (118 games) - 2005-09
7. 207 - Lawrence Alexander (131 games) - 2011-15
8. 155 - Adam Dobmeier (106 games) - 2001-05
9. 142 - Juno Pintar (108 games) - 1985-89
- 10. 125 - A.J. Jacobson (72 games) - 2014-17**
- 125 - Taylor Braun (116 games) - 2010-14
12. 124 - Josh Vaughan (116 games) - 2006-10
13. 123 - Dustin Payne (113 games) - 1992-96
14. 119 - Michael Tveidt (120 games) - 2006-11
- 119 - Brett Winkelman (118 games) - 2005-09
- 16. 118 - Paul Miller (70 games) - 2014-17**
17. 114 - Fred Riley (58 games) - 1995-97
18. 113 - Scott Majkrzak (98 games) - 1998-02
19. 110 - Fred Fridley (59 games) - 1994-96
20. 104 - Mark McGehee (56 games) - 1996-98

3-point FG percentage (min. 50 made)

1. .461 - Ben Nemmers (257-558) - 2000-04
2. .460 - Jason Retzlaff (98-213) - 1998-00
3. .444 - Fred Fridley (110-248) - 1994-96
4. .434 - Mike Nelson (208-479) - 2005-09
5. .425 - Brett Winkelman (119-280) - 2005-09
6. .417 - Scott Majkrzak (113-271) - 1998-02
7. .414 - Taylor Braun (125-302) - 2010-14
8. .407 - Ben Woodside (228-560) - 2005-09
9. .402 - Mike Felt (244-607) - 2009-14
10. .395 - Tyson Maroney (98-248) - 1993-95
11. .393 - Adam Witt (55-140) - 2000-04
12. .391 - Michael Tveidt (119-304) - 2006-11
13. .391 - Leonard Prescott (68-174) - 1997-99
- 14. .391 - A.J. Jacobson (125-320) - 2014-17**
15. .390 - Brian Piper (53-136) - 1995-97

Free throw percentage (min. 100 made)

1. .897 - Ben Nemmers (200-223) - 2000-04
2. .839 - Mike Felt (104-124) - 2009-14
3. .835 - Mike Driscoll (212-254) - 1977-81
4. .827 - Steve Stacy (134-162) - 1983-85
5. .824 - Ben Woodside (687-834) - 2005-09
6. .823 - Nate Zastrow (121-147) - 2009-13
7. .821 - Mark McGehee (197-240) - 1996-98
8. .808 - Bart Inniger (252-312) - 1988-92
9. .804 - Brett Winkelman (475-591) - 2005-09
10. .802 - Brady Lipp (154-192) - 1977-81
11. .800 - Tom Foti (292-365) - 1987-91
12. .796 - Gary Hall (121-152) - 1999-01
13. .796 - Paul Shogren (183-230) - 1975-79
- 14. .795 - A.J. Jacobson (190-239) - 2014-17**
15. .790 - Brian Sand (267-338) - 1992-96

Blocked shots

1. 220 - Jason Wenschlag - 1989-93
2. 176 - TrayVonn Wright - 2010-14
3. 146 - Joe Regnier - 1985-89
4. 112 - Chris Kading - 2011-16
5. 90 - Jordan Aaberg - 2009-14
6. 89 - Jeff Giersch - 1980-82
7. 84 - Kory Brown - 2012-16
8. 81 - Lance Berwald - 1982-84
9. 80 - Lucas Moormann - 2005-09
- 10. 79 - Dexter Werner - 2013-17**
11. 74 - Andy Kelchen - 2001-05
12. 72 - Andre Smith - 2005-07
13. 68 - Dan Wilberscheid - 1984-88
- 68 - Brian Sand - 1992-96
15. 64 - Lorenzo Riley - 2005-09


Blocked shots average (min. 50 games)

1. 2.1 - Jason Wenschlag (105 games) - 1989-93
2. 1.7 - Jeff Giersch (52 games) - 1980-82
3. 1.4 - Lance Berwald (58 games) - 1982-84
4. 1.4 - TrayVonn Wright (127 games) - 2010-14
5. 1.3 - Andre Smith (55 games) - 2005-07
6. 1.3 - Joe Regnier (112 games) - 1985-89
7. 1.2 - Rich Frandeen (54 games) - 1995-97
8. 1.1 - Jeromy Thompson (54 games) - 1998-00
- 9. 0.9 - Dexter Werner (88 games) - 2013-17**
10. 0.9 - Chris Kading (129 games) - 2011-16

Minutes average

1. 35.4 - Lawrence Alexander (131 games) - 2011-15
2. 34.9 - Ben Woodside (118 games) - 2005-09
- 3. 32.8 - A.J. Jacobson (72 games) - 2014-17**
4. 32.1 - Ben Nemmers (110 games) - 2000-04
5. 32.1 - Brett Winkelman (118 games) - 2005-09

North Dakota State Bison




2
Paul Miller
 G | 6-6 | 200 | Jr.
 Waukesha, Wis.



3
Carlin Dupree (doo-PREE)
 G | 6-3 | 190 | Sr.
 Milwaukee, Wis.



4
Malik Clements (CLEM-ents)
 G | 6-3 | 215 | Jr.
 Madison, Wis.



11
Jared Samuelson
 G | 6-3 | 180 | Fr.
 Gretna, Neb.



12
Zach Rammelt (RAM-ult)
 G | 6-2 | 195 | R-Fr.
 Racine, Wis.



13
Khy Kabellis (cuh-BELL-iss)
 G | 6-5 | 185 | So.
 Escondido, Calif.



21
A.J. Jacobson
 G/F | 6-6 | 210 | Jr.
 Fargo, N.D.




22
Cameron Hunter
 G | 6-3 | 175 | Fr.
 Olathe, Kan.



23
Deng Geu (goo)
 F | 6-8 | 210 | R-Fr.
 Sioux Falls, S.D.



24
Tyson Ward
 G | 6-6 | 175 | Fr.
 Tampa, Fla.




25
Blaze Irwin
 G | 6-6 | 190 | R-Fr.
 Wahpeton, N.D.




30
Spencer Eliason (ee-LIE-uh-son)
 F | 6-9 | 240 | So.
 Chadron, Neb.



32
Evan Wesenberg (WEEZ-en-berg)
 F | 6-6 | 215 | So.
 Germantown, Wis.



40
Dexter Werner
 F | 6-6 | 240 | Sr.
 Bismarck, N.D.



42
Dylan Miller
 F | 6-8 | 240 | So.
 Panama, Ill.



David Richman
 Head Coach (3rd year)
 North Dakota State, 2002



Jayden Olson
 Assoc. Head Coach (3rd year)
 Dickinson State, 2003



Kyan Brown
 Assistant Coach (1st year)
 Oral Roberts, 2001



Will Veasley
 Assistant Coach (1st year)
 Butler, 2010



Casey Matthews
 Director of Operations (2nd year)
 UNC-Wilmington, 2013