



ARKANSAS RAZORBACKS

1 National Championship » 6 Final Four Appearances » 10 Sweet 16 Appearances » 31 NCAA Appearances

» 2017-18 SCHEDULE »

Overall: 0-0 | SEC: 0-0 | H: 0-0 | A: 0-0 | N: 0-0

OCTOBER	TV	W/L	SCORE
27 Central Oklahoma#	None	W	78-66

NOVEMBER

3 Missouri Western#	None	7 p.m.
10 Samford	SEC Network +	7 p.m.
12 Bucknell	SEC Network	5 p.m.
17 Fresno State	SEC Network +	7 p.m.
23 vs. Oklahoma^	ESPN2	4 p.m.
24 vs. UNC/Portland^	ESPN/3	TBD
26 vs. TBD^	TBD	TBD

DECEMBER

2 at Houston	CBS Sports	6:30 p.m.
5 Colorado State	SEC Network +	7 p.m.
9 Minnesota	SEC Network	5:45 p.m.
16 vs. Troy+	None	7 p.m.
19 Oral Roberts	SEC Network +	7 p.m.
27 CSU Bakersfield	SEC Network	7 p.m.
30 Tennessee*	SEC Network	TBD

JANUARY

2 at Mississippi State*	SEC Network	8 p.m.
6 at Auburn*	ESPNU	5 p.m.
10 LSU*	SEC Network	8 p.m.
13 Missouri*	ESPN2	5 p.m.
17 at Florida*	ESPN2	6 p.m.
20 Ole Miss*	SEC Network	2:30 p.m.
23 at Georgia*	SEC Network	5:30 p.m.
27 Oklahoma State%	ESPN2	5 p.m.
30 at Texas A&M*	ESPNU	8 p.m.

FEBRUARY

3 at LSU*	SEC Network	2:30 p.m.
6 South Carolina*	ESPN2	6 p.m.
10 Vanderbilt*	SEC Network	7:30 p.m.
13 at Ole Miss*	SEC Network	6 p.m.
17 Texas A&M*	ESPN/2	3 p.m.
20 Kentucky*	ESPN	8 p.m.
24 at Alabama*	SEC Network	5 p.m.
27 Auburn*	SEC Network	8 p.m.

MARCH

3 at Missouri*	ESPN/2	5 p.m.
7-11 at SEC Tournament	St. Louis	TBD

Exhibition Game
+ at Verizon Arena (North Little Rock, Ark.)
^ Phil Knight Invitational (Portland, Oregon)
% Big12/SEC Challenge
* SEC Game

» THE MATCHUP »

ARKANSAS RAZORBACKS

Head Coach: Mike Anderson (Tulsa '82)
Record at Arkansas: 128-74 (7th Season)
Overall Record: 328-172 (16th Season)



VS

MISSOURI WESTERN GRIFFONS

Head Coach: Brett Weiberg (Sam Houston State '97)
Record at MW: 41-72 (5th Season)
Overall Record: 180-177 (12th Season)



» #FASTEST40 STORYLINES »

- The Razorbacks are one of three high-major programs in the country with at least six seniors on their team this season.

- Arkansas is picked to finish sixth in the SEC by the media and has finished higher than it was picked each of the last four seasons.

- The Razorbacks are coming off their best free throw performance in 55 years after shooting 76.1 percent from the charity stripe last season.

- Arkansas returns three of its top five scorers, 62 percent of minutes played, 59 percent of scoring and 53 percent of rebounding from last year's team.

- During the Mike Anderson era, Arkansas is tied for the fourth-most home victories in the country with 95. Arkansas is one of four teams with 95-plus wins and 15 or fewer losses at home over the last six seasons.

- Head coach Mike Anderson is one of only four current Division I coaches with 15-plus years of head coaching experience and zero losing seasons.

THE BEST SCORERS IN AMERICA »

- Sports Illustrated ranked the top 100 scorers in college basketball entering the 2017-18 season and Arkansas has two of the top 80 impact players in the country in Daryl Macon and Jaylen Barford.

- Arkansas is one of three teams in the SEC with two players ranked among the top 80 scorers in the country, joining Kentucky and Ole Miss.

- Macon is ranked No. 44 after scoring 13.4 points per game last year, while Barford is No. 79 after adding 12.8 points per contest as a junior.

» GAMEDAY INFORMATION »

DATE: Friday, Nov. 3, 2017 | 7 p.m. CT
LOCATION: Bud Walton Arena (Fayetteville, Ark.)
TV: None
RADIO: Razorback/IMG Sports Network
TALENT: Chuck Barrett (PXP), Matt Zimmerman (Analyst)
STATS: ArkansasRazorbacks.com | StatBroadcast
SERIES RECORD: Arkansas leads, 1-0
NEXT UP: vs. Missouri Western - Friday, Nov. 3 at 7 p.m.

» HOGS IN EXHIBITIONS »

- The Razorbacks are 13-0 in exhibition games under Head Coach Mike Anderson.

- Arkansas has scored 89-plus points in eight of those 13 exhibition games and eclipsed the century mark four times.

- The Razorbacks have won those 13 exhibition games by an average of 31.1 points, including a 50-point victory over Emporia State in last year's final preseason tune-up.

- During Anderson's 16 years as a head coach, he is 31-0 all-time in exhibition contests.



- Dating back to a 72-47 victory over Texas A&M Commerce to open the 2004-05 season, Arkansas has won 27 consecutive exhibition games.



» HOW THEY COMPARE » BY THE NUMBERS » *2016-17 Stats Listed

	79.3	.460	.365	36.0	13.9	4.8	7.7	73.9	.418	.332	-0.6	1.2
	≈	≈	≈	≈	≈	≈	≈		≈	≈	≈	≈
	POINTS	FG%	3FG%	BOARDS	ASSISTS	BLOCKS	STEALS	SCORING DEFENSE	FG% DEFENSE	3FG% DEFENSE	REBOUND MARGIN	AST-TO RATIO
	64.8	.438	.364	29.4	11.6	2.2	4.9	70.2	.480	.392	-5.0	1.0

#FASTEST40



NUMERICAL ROSTER »

No.	Name	Pos.	Ht.	Wt.	Yr.	Hometown/High School/Last School
0	Jaylen Barford	G	Sr.	6-3	202	Jackson, Tenn./South Side HS/Motlow State CC
1	Trey Thompson	F	Sr.	6-9	265	Madison Ark./Forrest City HS
2	Adrio Bailey	F	So.	6-6	204	Campti, La./Lakeview HS
3	Khalil Garland	G	Fr.	6-5	198	Little Rock, Ark./Parkview HS
4	Daryl Macon	G	Sr.	6-3	185	Little Rock, Ark./Parkview HS/Holmes CC
5	Arlando Cook	F	Sr.	6-8	215	St. Louis, Mo./Madison Prep/Connors State College
10	Daniel Gafford	F	Fr.	6-11	217	El Dorado, Ark./El Dorado HS
11	Jalen Harris*	G	So.	6-2	166	Raleigh, N.C./Word of God Christian Academy/New Mexico
13	Dustin Thomas	F	Sr.	6-8	225	Texarkana, Texas/Pleasant Grove HS/Colorado
15	Jonathan Holmes	G	So.	5-10	190	Columbia, Ill./Columbia HS
20	Darius Hall	F	Fr.	6-6	202	Little Rock, Ark./Mills University Studies HS
22	Gabe Osabuohien	F	Fr.	6-8	219	Toronto, Canada/Southwest Christian Academy
23	C.J. Jones	G	So.	6-5	175	Birmingham, Ala./Central Park Christian
31	Anton Beard	G	Sr.	6-0	198	N. Little Rock, Ark./North Little Rock HS

*Will sit out the 2017-18 season due to NCAA transfer rules

COACHING STAFF »

Title	Name	Experience	Alma Mater
Head Coach	Mike Anderson	7th Year	Tulsa, '82
Associate Head Coach	Melvin Watkins	7th Year	Charlotte, '77
Assistant Coach	TJ Cleveland	7th Year	Arkansas, '02
Assistant Coach	Scotty Thurman	2nd Year	Philander-Smith, '03
Director of Operations	Matt Zimmerman	7th Year	Arkansas, '90
Director of S-A Development	Jeff Daniels	7th Year	Montevallo, '82
Video Coordinator	Will Bartlett	7th Year	Missouri, '09
Graduate Assistant	Riley Hall	2nd Year	Arkansas, '16
Graduate Assistant	Velton Kennedy	1st Year	Arkansas, '17
Athletic Trainer	Dave England	35th Year	Arkansas, '80



#0 Jaylen Barford
Sr. | G | 6-3 | 202 | Jackson, Tenn.



#1 Trey Thompson
Sr. | F | 6-9 | 265 | Madison, Ark.



#2 Adrio Bailey
So. | F | 6-6 | 204 | Campti, La.



#3 Khalil Garland
Fr. | G | 6-5 | 198 | Little Rock, Ark.



#4 Daryl Macon
Sr. | G | 6-3 | 185 | Little Rock, Ark.



#5 Arlando Cook
Sr. | F | 6-8 | 215 | St. Louis, Mo.



#10 Daniel Gafford
Fr. | F | 6-11 | 234 | El Dorado, Ark.



#11 Jalen Harris
So. | G | 6-2 | 164 | Raleigh, N.C.



#13 Dustin Thomas
Sr. | F | 6-8 | 225 | Texarkana, Texas



#15 Jonathan Holmes
So. | G | 5-10 | 190 | Columbia, Ill.



#20 Darius Hall
Fr. | F | 6-6 | 210 | Little Rock, Ark.



#22 Gabe Osabuohien
Fr. | F | 6-8 | 219 | Toronto, Canada



#23 C.J. Jones
So. | G | 6-5 | 175 | Birmingham, Ala.



#31 Anton Beard
Sr. | G | 6-0 | 185 | North Little Rock, Ark.



Mike Anderson
Head Coach | 7th Season

A-Z ROSTER »

No.	Name	Yr.
2	Bailey, Adrio	So.
0	Barford, Jaylen	Sr.
31	Beard, Anton	Sr.
5	Cook, Arlando	Sr.
10	Gafford, Daniel	Fr.
3	Garland, Khalil	Fr.
20	Hall, Darius	Fr.
11	Harris, Jalen	So.
15	Holmes, Jonathan	So.
23	Jones, C.J.	So.
4	Macon, Daryl	Sr.
22	Osabuohien, Gabe	Fr.
13	Thomas, Dustin	Sr.
1	Thompson, Trey	Sr.

BY STATE »

Alabama (1)		
23	C.J. Jones	Birmingham, Ala.
Arkansas (6)		
1	Trey Thompson	Madison Ark.
3	Khalil Garland	Little Rock, Ark.
4	Daryl Macon	Little Rock, Ark.
10	Daniel Gafford	El Dorado, Ark.
20	Darius Hall	Little Rock, Ark.
31	Anton Beard	N. Little Rock, Ark.
Canada (1)		
22	Gabe Osabuohien	Toronto
Illinois (1)		
15	Holmes, Jonathan	Columbia, Ill.
Louisiana (1)		
2	Adrio Bailey	Campti, La.
Missouri (1)		
5	Arlando Cook	St. Louis, Mo.
North Carolina (1)		
11	Jalen Harris*	Raleigh, N.C.
Tennessee (1)		
0	Jaylen Barford	Jackson, Tenn.
Texas (1)		
13	Dustin Thomas	Texarkana, Texas

BY CLASS »

SENIORS (6)		Pos.
0	Jaylen Barford	Sr.
1	Trey Thompson	Sr.
4	Daryl Macon	Sr.
5	Arlando Cook	Sr.
13	Dustin Thomas	Sr.
31	Anton Beard	Sr.
SOPHOMORES (4)		
2	Adrio Bailey	So.
11	Jalen Harris*	So.
15	Jonathan Holmes	So.
23	C.J. Jones	So.
FRESHMEN (4)		
3	Khalil Garland	Fr.
10	Daniel Gafford	Fr.
20	Darius Hall	Fr.
22	Gabe Osabuohien	Fr.

THE PRONUNCIATIONS »

Adrio Bailey: A-Dree-O
Gabe Osabuohien: oh-sah-BOY-en

A LOOK AT THE OTHER GUYS »

• Missouri Western is an NCAA Division II program in the Mid American Intercollegiate Athletics Association (MIAA).

• The Griffins went 7-21 last year and are picked to finish 14th in the league this season. They return four of their top five leading scorers.

• Arkansas is 1-0 all-time in the series with a victory in 1972, and Mike Anderson also knocked off the Griffins in exhibition play during his days at Mizzou.

THE NON-CON SLATE »

• Arkansas is slated to play 13 non-conference games this year, with seven of those picked to finish in the top four of their respective league standings.

• The Razorbacks will play preseason favorite and defending Patriot League champion Bucknell in the second game of the year.

• Arkansas will have the chance to play three Final Four teams from last year during the regular season.

• Arkansas will tip it up against a pair of teams ranked in the Mid-Major Top 25 poll, Bucknell checking in at No. 6, followed by Samford at No. 20.

Opponent	Conference	Picked
Bucknell	Patriot	1st
Minnesota	Big 10	2nd
Samford	Southern	2nd
North Carolina^	Atlantic Coast	2nd
Troy	Sun Belt	3rd
CSU Bakersfield	Western Athletic	4th
Fresno State	Mountain West	4th
Colorado State	Mountain West	5th
Houston	American	6th
Oklahoma	Big 12	6th
Oral Roberts	Summit	7th
Portland^	West Coast	9th
Oklahoma State	Big 12	10th

^Could play on day two at the Phil Knight Invitational

PLENTY OF HELP TO GO AROUND »

• The Razorbacks return their top four assists leaders from SEC play a year ago as big man Trey Thompson showed off his passing ability and led the way with 36 helpers in 18 league games.

• According to @HogStats, Thompson is the tallest player in Arkansas history with more career assists (93) than made field goals (72).

CLOSE CALLS »

• Dating back to last season, the Razorbacks are 6-0 in their last six contests decided by one possession, the longest such streak since the 1994-95 season.

• Arkansas has won seven straight games decided by four points or less, including five of those coming away from Bud Walton Arena.

BEST RETURNING DUO IN 24 YEARS »

• Jaylen Barford and Daryl Macon are the first Razorback duo since Scotty Thurman and Corliss Williamson to return after both players recorded 450-plus points and 70-plus assists the previous season. (via @HogStats)

Player	Season	Assists	Points
Daryl Macon	2016-17	80	483
Jaylen Barford	2016-17	72	459
Corliss Williamson	1993-94	74	695
Scotty Thurman	1993-94	103	539

EXCEEDING EXPECTATIONS »

• After being picked to finish sixth in the SEC by the media, Arkansas is looking to finish higher than it was picked for the fifth straight season.

Year	Picked	Finished
2017-18	6th	TBD
2016-17	5th	T-3rd
2015-16	11th	T-8th
2014-15	3rd	2nd
2013-14	8th	5th

SUSTAINED SUCCESS »

• The Razorbacks are one of four teams in the league to finish .500 or better in SEC play each of the last five years.

• Arkansas and Kentucky are the only schools to finish in the top three of the SEC in two of the last three years.

THE ART OF ORGANIZED CHAOS »

• During the Mike Anderson era over the last six years, Arkansas is tied for sixth in the country and ranks second among high major programs in forcing the opponent to 25-plus turnovers in a game. It's happened nine times and the Razorbacks are 9-0 in those contests. During the same span, Arkansas is 27-2 when forcing 20 turnovers in a game.



RECORD BREAKDOWN

At Home (Bud Walton Arena)	0-0
On The Road	0-0
Neutral	0-0
White Uniforms	0-0
Cardinal Uniforms	0-0
Anthracite Uniforms	0-0

HALFTIME/LEADS/OVERTIME

Leading at the half, home	0-0
Leading at the half, road/neutral	0-0
Tied at the half, home	0-0
Tied at the half, road/neutral	0-0
Trailing at the half, home	0-0
Trailing at the half, road/neutral	0-0
Games decided by 5 points or fewer	0-0
Games decided by 10 points or fewer	0-0
Leading with 5:00 left	0-0
Leading with 2:00 left	0-0
Overtime games	0-0

OFFENSE

Scoring less than 70 points	0-0
Scoring 70-79 points	0-0
Scoring 80-89 points	0-0
Scoring 90-99 points	0-0
Scoring 100+ points	0-0
2 Players Or Less in Double Figures	0-0
3 Players in Double Figures	0-0
4 Players in Double Figures	0-0
5 Players in Double Figures	0-0
6 Players in Double Figures	0-0
7 Players in Double Figures	0-0
1 Player Scores 20 Points	0-0
2 Players Score 20 Points	0-0
When shooting 50 percent or higher	0-0
When shooting less than 50 percent	0-0

REBOUNDING/TURNOVERS

When outrebounding opponent	0-0
When outrebounded	0-0
When rebounds are even	0-0
When grabbing 10+ offensive reb	0-0
When forcing 15+ turnovers	0-0
When committing less than 15 turnovers	0-0
When committing 15+ turnovers	0-0

Top Scorers (Includes Ties)

--	0-0
--	0-0
--	0-0

Top Rebounders (Includes Ties)

--	0-0
--	0-0

Months

In November	0-0
In December	0-0
In January	0-0
In February	0-0
In March	0-0

MIKE ANDERSON



CAREER NUMBERS

At Arkansas: 128-74 (7th Year)

2017-18 » 0-0
2016-17 » 26-10 (NCAA, Second Round)
2015-16 » 16-16
2014-15 » 27-9 (NCAA, Third Round)
2013-14 » 22-12 (NIT, Second Round)
2012-13 » 19-13
2011-12 » 18-14

At Missouri: 111-57 (5 Years)

2010-11 » 23-11 (NCAA Second Round)
2009-10 » 23-11 (NCAA Second Round)
2008-09 » 31-7 (NCAA Elite Eight)
2007-08 » 16-16
2006-07 » 18-12

At Alabama-Birmingham (UAB): 89-41 (4 Years)

2005-06 » 24-7 (NCAA First Round)
2004-05 » 22-11 (NCAA Second Round)
2003-04 » 22-10 (NCAA Sweet 16, C-USA Co-Champs)
2002-03 » 21-13 (NIT Quarterfinals)

Overall Record **328-172 (16th Year)**

IT'S A NUMBERS GAME

Postseason Tournaments

1 2 3 4 5 6 7 8 9 10

20-Win Seasons

1 2 3 4 5 6 7 8 9 10

NCAA Tournaments

1 2 3 4 5 6 7 8

30-Win Seasons

1

Losing Seasons

0

PERSONAL INFO

Born: Dec. 12, 1959
Hometown: Birmingham, Ala.
Alma Mater: Tulsa (1982)
Wife: Marcheita
Children: Darcheita, Michael Jr., Yvonne
Date Named Head Coach at Arkansas: March 23, 2011

HEAD COACH
7TH SEASON AT ARKANSAS
16TH SEASON OVERALL

Razorback Nation welcomed home one of its own on March 23, 2011, when Mike Anderson was named the 12th head men's basketball coach in Arkansas history. Charged with bringing back the winning tradition that was synonymous with the Razorback program throughout the '80s and '90s, Anderson enters his seventh season at Arkansas and 16th year as a head coach in 2017-18.

Anderson continued to bring Razorback basketball back to national relevance in 2016-17, leading Arkansas to a 26-10 record, a spot in the SEC Tournament Championship game and on the brink of knocking off the eventual National Champion North Carolina Tar Heels with the Sweet 16 on the line.

The Razorbacks posted the seventh-most wins in program history last season, as Anderson led his squad to 12 SEC victories for the fifth time in school history and captured six conference road victories, tying the 1994 championship team and the 2015 NCAA Tournament squad for the most in the SEC era. The Razorbacks ended the season 8-3 in their last 11 SEC road contests, the best stretch since the end of the 1993-94 and beginning of the 1994-95 seasons. Arkansas used its second-best free throw percentage in school history (.761) to post a 4-0 record in games decided by one possession and a perfect 24-0 mark when leading with two minutes left in the contest.

The outlook on Razorback basketball has never been brighter, as Anderson welcomes a top-25 recruiting class to Fayetteville for the upcoming season that features four of the top five players in the state of Arkansas. Three of the four players are listed as four-star prospects by ESPN as Anderson's staff continues to land the best talent in the state.

During the last four years, 17 current or former players have received their degree from the University of Arkansas, including five individuals during the 2016-17 season. Seniors Dusty Hannahs, Moses Kingsley and Manuele Watkins walked across the stage, while junior Trey Thompson participated in commencement and is scheduled to complete his degree in December and wear the coveted "SEC Graduate" patch on his uniform during the 2017-18 campaign. Former Razorback great and all-time assist leader Kareem Reid walked across the stage 18 years after his final game as a Hog, and former graduate transfer Willy Kouassi graduated in the summer of 2017 with his master's degree.

During his first six seasons at Arkansas, Anderson produced a 128-74 record and was the first head coach in program history to win 18 or more games in each of his first four years. Anderson has also re-established Bud Walton Arena as one of the toughest places to play and brought excitement back to the tradition-rich program. Since his return to Fayetteville, the Razorbacks are tied for the fourth-most home victories in the country with 95 and are one of four teams in the country with 95-plus wins and 15 or fewer losses at home over the last six seasons. The 2012-13 squad posted just the third unbeaten SEC home record (9-0) in program history and the first since 1998. The success on-and-off the court has translated into fan support as Arkansas returned to the top 25 in national attendance the first six years, including No. 12 in 2016-17.

CONSISTENCY

Head coach Mike Anderson is one of just four current Division I coaches with 15-plus years of head coaching experience and zero losing seasons. He is the only coach to accomplish the feat at three different programs.

Coach	Schools	Yrs
Roy Williams	Kansas/UNC	27
Tom Izzo	Michigan State	20
Mark Few	Gonzaga	16
Mike Anderson	UAB/Missouri/Arkansas	15

BY THE NUMBERS »

4

» At least four Arkansas players have earned SEC Academic Honor Roll honors each of the last four years.

18

» Arkansas has had 18 current and former players graduate since May 2014, averaging 4.5 graduates per academic year.

21

» During the last four years, men's basketball has earned 21 SEC All-Academic honors, including seven in 2015-16.


PLAY HARD ACT RIGHT

• Senior Trey Thompson has already participated in commencement and is scheduled to complete his degree in December and wear the coveted "SEC Graduate" patch on his uniform during the remainder of the 2017-18 campaign.

• Arkansas had a team grade point average of 2.93 last year, while all four incoming freshman had over a 3.3 GPA during their summer term.

18

CURRENT OR FORMER PLAYERS HAVE GRADUATED IN THE LAST 4 YEARS



THE NATIONAL POLLS »

Associated Press Poll - (Preseason)

RK	TEAM	RECORD	POINTS
1	Duke (33)	0-0	1,572
2	Michigan State (13)	0-0	1,520
3	Arizona (18)	0-0	1,506
4	Kansas (1)	0-0	1,439
5	Kentucky	0-0	1,340
6	Villanova	0-0	1,284
7	Wichita State	0-0	1,270
8	Florida	0-0	1,100
9	North Carolina	0-0	1,047
10	USC	0-0	995
11	West Virginia	0-0	840
12	Cincinnati	0-0	837
13	Miami	0-0	836
14	Notre Dame	0-0	814
15	Minnesota	0-0	642
16	Louisville	0-0	570
17	Xavier	0-0	544
18	Gonzaga	0-0	500
19	Northwestern	0-0	473
20	Purdue	0-0	362
21	UCLA	0-0	340
22	Saint Mary's	0-0	333
23	Seton Hall	0-0	274
24	Baylor	0-0	163
25	Texas A&M	0-0	130

Others receiving votes: **Alabama 86**, Virginia 57, Rhode Island 49, TCU 46, Providence 34, **Missouri 19**, Virginia Tech 16, Wisconsin 14, Butler 13, Texas 10, **Oklahoma 7**, Maryland 7, Nevada 7, Michigan 6, Dayton 5, Middle Tennessee 4, Ball State 4, SMU 3, Oakland 2, Oregon 2, UCF 1, **South Carolina 1**, Harvard 1

USA Today Coaches Poll (Preseason)

RK	TEAM	RECORD	POINTS
1	Duke (20)	0-0	774
2	Michigan State (9)	0-0	747
3	Kansas	0-0	723
4	Kentucky	0-0	678
5	Arizona (2)	0-0	654
6	Villanova	0-0	623
7	Florida (1)	0-0	549
8	Wichita State	0-0	543
9	North Carolina	0-0	515
10	West Virginia	0-0	458
11	USC	0-0	396
12	Miami	0-0	383
13	Cincinnati	0-0	349
14	Notre Dame	0-0	305
15	Minnesota	0-0	303
16	Louisville	0-0	295
17	Xavier	0-0	284
18	UCLA	0-0	275
19	Gonzaga	0-0	242
20	Northwestern	0-0	208
21	Purdue	0-0	167
22	Saint Mary's	0-0	152
23	Seton Hall	0-0	139
24	Baylor	0-0	107
25	Alabama	0-0	82

Others receiving votes: **Texas A&M 76**, Virginia 57, Butler 43, **Missouri 35**, TCU 32, Rhode Island 31, Wisconsin 21, Providence 21, Maryland 20, **Oklahoma 19**, Oakland 19, Texas 13, Michigan 13, Virginia Tech 12, Oregon 12, SMU 6, Creighton 6, Georgia Tech 3, **Georgia 3**, Harvard 2, **Arkansas 2**, Florida State 1, Nevada 1, South Carolina 1

WEEK-BY-WEEK RANKINGS »

WEEK	AP	COACHES	NCAA RPI
Preseason	NR	RV	--
Nov. 13			--
Nov. 20			--
Nov. 27			--
Dec. 4			--
Dec. 11			--
Dec. 18			--
Dec. 25			--
Jan. 1			--
Jan. 8			--
Jan. 15			--
Jan. 22			--
Jan. 29			--
Feb. 5			--
Feb. 12			--
Feb. 19			--
Feb. 26			--
March 5			--
March 12			--
April 2 (Final)			--

The Last time Arkansas was ranked in the AP...

Top 25:	No. 21	March 16, 2015
Top 15:	No. 15	Nov. 14, 2000
Top 10:	No. 6	1994-95 Final Poll
Top 5:	No. 5	March 7, 1995
No. 1:	No. 1	1994-95 Preseason Poll

QUICK FACTS »

ABOUT ARKANSAS

Location.....	Fayetteville, Ark.
Enrollment	27,558
Founded.....	1871
Colors	Cardinal (PMS 201) and White
Nickname.....	Razorbacks
Conference.....	Southeastern (SEC)
Arena (Capacity).....	Bud Walton Arena (19,200)

ADMINISTRATION

System President	Dr. Donald R. Bobbitt
Chancellor	Dr. Joseph E. Steinmetz
Vice Chancellor and Athletic Director	Jeff Long
Faculty Representative	Gerald Jordan

COMMUNICATIONS

Associate Communications Director	David Beall
Email	jdb048@uark.edu
Office Phone	479-575-3114
Cell Phone	479-445-5336
Twitter	@Beall_sid
Secondary Contact	Brent Hull
Email	bwh003@uark.edu
Office Fax	479-575-7481
Athletic Website	ArkansasRazorbacks.com
Bud Walton Arena Press Row	479-575-6622
Arkansas Ticket Office.....	479-575-5151

HISTORY

First Year	1923-24
Seasons.....	95th
Overall Conference Championships ..	24 (2 SEC, 22 SWC)
SEC Overall Championships	2 (1992, 1994)
SEC Division Championships ..	4 (1992, 1993, 1994, 1995)
SEC Tournament Championships	1 (2000)
NCAA Tournament Appearances	31*
National Championships.....	1 (1994)
National Runner-Up.....	1 (1995)
NCAA Final Fours.....	6 (1941, 1945, 1978, 1990, 1994, 1995)
NCAA Elite Eight	6 (1978, 1979, 1990, 1994, 1995)
NCAA Sweet 16	10
NIT Record (App.)	5-4 (3)

* - Arkansas also received a bid in 1944 but was unable to participate due to a car accident. Total number of appearances is 31.

THE LITTLE THINGS MATTER »

Player	Deflections	Charges	Steals	Dunks	Blocks
Adrio Bailey	--	--	--	--	--
Jaylen Barford	--	--	--	--	--
Anton Beard	--	--	--	--	--
Arlando Cook	--	--	--	--	--
Daniel Gafford	--	--	--	--	--
Khalil Garland	--	--	--	--	--
Darious Hall	--	--	--	--	--
Jonathan Holmes	--	--	--	--	--
C.J. Jones	--	--	--	--	--
Daryl Macon	--	--	--	--	--
Gabe Osabuohien	--	--	--	--	--
Dustin Thomas	--	--	--	--	--
Trey Thompson	--	--	--	--	--
Totals	--	--	--	--	--

HONORS AND AWARDS »

Daryl Macon

- SEC All-Tournament Team (2017)
- SEC Player of the Week (Feb. 20, 2017)
- MVP of the Lone Star Shootout (2017)

Anton Beard

- SEC All-Freshman (2015)
- SEC Freshman of the Week (Feb. 23, 2015)

Trey Thompson

- SEC Winter Academic Honor Roll (2015-16)
- SEC First Year Academic Honor Roll (2014-15)

Dustin Thomas

- SEC First Year Academic Honor Roll (2015-16)

PROHOGS BY THE NUMBERS »

#PROHOGS

37

» Arkansas has had 37 all-time NBA Draft selections from 35 different players in program history.

16

» The Razorbacks have 16 All-Star game appearances by Joe Johnson (7), Sidney Moncrief (5) and Alvin Robertson (4).

12

» Arkansas has 12 first round NBA Draft picks in program history with Sidney Moncrief going No. 5 overall in 1979.

#PROHOGS PRODUCTION »

Arkansas has had 29 former players go on to play in the NBA, including three this season as listed below.

Player	Team	Yrs	Draft Class
Joe Johnson	Jazz	17th	2001 - 10th (UTA)
Patrick Beverley	Rockets	6th	2009 - 42nd (LAC)
Bobby Portis	Bulls	3rd	2015 - 22nd (CHI)

» THE LAST TIME ARKANSAS »

POINTS »

- Scored 100+ : 12/01/2015 - 117 vs. Northwestern State
- Scored 100+ in an SEC game: 2/10/2015 - 101 vs. Auburn
- Scored fewer than 50: 2/09/2016 - 46 at Mississippi State

OVERTIME GAMES »

- Played in an OT game: 1/30/2016 vs. Texas Tech, W, 75-68 (OT)
- Played in a 2OT game: 1/16/2013 vs. Auburn, W, 88-80 (2 OT)
- Played in a 3OT game: 2/09/1980 vs. Houston, L, 90-84 (3 OT)

VERSUS TOP-25 OPPONENTS »

- Beat an AP Top 25-ranked opponent: 02/15/2017 at No. 21 South Carolina, W, 83-76
- Beat an AP Top 10 team: 1/27/2016 vs. No. 5 Texas A&M, W, 74-71
- Beat an AP Top 5 team: 1/27/2016 vs. No. 5 Texas A&M, W, 74-71

VERSUS TOP-25 OPPONENTS ON THE ROAD »

- Beat an AP Top 25 team on road: 02/15/2017 at No. 21 South Carolina, W, 83-76
- Beat an AP Top 5 team on road: 2/09/1994 at No. 4 Kentucky, W, 90-82

DOUBLE-DOUBLES »

- Two players in same game: vs. Auburn (2/17/2016)
 - Moses Kingsley (20 pts, 10 rebs) and Jabril Durham (12 pts, 10 asts)

3-POINT SHOOTING »

- 10+ 3FGM in a game: 2/18/2017 - 12 vs. Ole Miss
- 15+ 3FGM in a game: 1/09/2016 - 16 vs. Mississippi State

AT THE CHARITY STRIPE »

- Attempted 30+ FT in a game: 1/21/2017 - 35 vs. LSU
- 20+ FTM in a game: 3/10/2017 - 20 (of 23) vs. Ole Miss
- 25+ FTM in a game: 1/21/2017 - 25 (of 35) vs. LSU

» THE LAST TIME AN ARKANSAS PLAYER »

POINTS »

- Scored 30-39 points in a game: 02/18/2017 - 30 by Daryl Macon vs. Ole Miss
- Scored 40-49 points in a game: 01/11/1992 - 43 by Todd Day vs. LSU
- Scored 50+ points in a game: 11/13/2009 - 51 by Rotnei Clarke vs. Alcorn State

DOUBLE-DOUBLES »

- Points/Rebounds: 3/11/2017 - 12 pts and 13 rebs by Moses Kingsley vs. Vanderbilt
- Points/Assists: 2/17/2016 - 12 pts and 10 asts by Jabril Durham vs. Auburn

REBOUNDS »

- Had 15+ rebounds in a game: 03/07/2015 - 15 by Bobby Portis vs. LSU
- Had 20+ rebounds in a game: 11/21/1997 - 23 by Nick Davis vs. Jackson State

THREE-POINT SHOOTING »

- 5+ 3FGM in a game: 2/18/2017 - 6 (9 att) by Daryl Macon vs. Ole Miss

AT THE CHARITY STRIPE »

- 10+ FTA in a game: 3/10/2017 - 10 by Daryl Macon vs. Ole Miss
- 10+ FTM in a game: 2/1/2017 - 11 (12 att) by Moses Kingsley vs. Alabama

ASSISTS »

- 5+ assists in a game: 2/22/2017 - 6 by Trey Thompson vs. Texas A&M
- Consecutive 5+ assists games: 03/05/2016 vs. South Carolina (11) and 03/10/2016 (6) vs. Florida by Jabril Durham
- 10+ assists in a game: 03/05/2016 - 11 by Jabril Durham vs. South Carolina
- Consecutive 10+ assists games: 01/16/2010 vs. Alabama (10) and 01/21/2010 vs. Florida (11) by Courtney Fortson

BLOCKS »

- Had 3+ blocks in a game: 3/17/2017 - 4 by Moses Kingsley vs. Seton Hall
- Had 5+ blocks in a game: 2/11/2017 - 5 by Moses Kingsley at LSU

STEALS »

- Had 5+ steals in a game: 01/09/2016 - 6 by Jabril Durham vs. Mississippi State
- Had consecutive 5+ steal games: 01/01/2006 vs. Western Ill. (5) and 01/07/2006 vs. Miss. St. (5) by Ronnie Brewer

STARTING LINEUPS »

Date	Opponent	G	G	G	F	F	Outcome
Oct. 27	Central Oklahoma#	Beard	Macon	Barford	Bailey	Thompson	W, 78-66
Nov. 3	Missouri Western#	--	--	--	--	--	--
Nov. 10	Samford	--	--	--	--	--	--
Nov. 12	Bucknell	--	--	--	--	--	--
Nov. 17	Fresno State	--	--	--	--	--	--
Nov. 23	vs. Oklahoma^	--	--	--	--	--	--
Nov. 24	vs. UNC/Portland^	--	--	--	--	--	--
Nov. 26	vs. TBD^	--	--	--	--	--	--
Dec. 2	at Houston	--	--	--	--	--	--
Dec. 5	Colorado State	--	--	--	--	--	--
Dec. 9	Minnesota	--	--	--	--	--	--
Dec. 16	vs. Troy+	--	--	--	--	--	--
Dec. 19	Oral Roberts	--	--	--	--	--	--
Dec. 27	CSU Bakersfield	--	--	--	--	--	--
Dec. 30	Tennessee*	--	--	--	--	--	--
Jan. 2	at Mississippi State*	--	--	--	--	--	--
Jan. 6	at Auburn*	--	--	--	--	--	--
Jan. 10	LSU*	--	--	--	--	--	--
Jan. 13	Missouri*	--	--	--	--	--	--
Jan. 17	at Florida*	--	--	--	--	--	--
Jan. 20	Ole Miss*	--	--	--	--	--	--
Jan. 23	at Georgia*	--	--	--	--	--	--
Jan. 27	Oklahoma State	--	--	--	--	--	--
Jan. 30	at Texas A&M*	--	--	--	--	--	--
Feb. 3	at LSU*	--	--	--	--	--	--
Feb. 6	South Carolina*	--	--	--	--	--	--
Feb. 10	Vanderbilt*	--	--	--	--	--	--
Feb. 13	at Ole Miss*	--	--	--	--	--	--
Feb. 17	Texas A&M*	--	--	--	--	--	--
Feb. 20	Kentucky*	--	--	--	--	--	--
Feb. 24	at Alabama*	--	--	--	--	--	--
Feb. 27	Auburn*	--	--	--	--	--	--
March 3	at Missouri*	--	--	--	--	--	--

Exhibition

^ Phil Knight Invitational (Portland, Oregon)

+ at Verizon Arena (North Little Rock, Ark.)

* SEC Game

% Big12/SEC Challenge

Date	Opponent	Largest Lead	Largest Deficit	Time Led	Time Trailed	Time Tied	Outcome
Oct. 27	Central Oklahoma#	17 (2nd - 17:42)	None	37:22	0:00	2:37	W, 78-66
Nov. 3	Missouri Western#	--	--	--	--	--	--
Nov. 10	Samford	--	--	--	--	--	--
Nov. 12	Bucknell	--	--	--	--	--	--
Nov. 17	Fresno State	--	--	--	--	--	--
Nov. 23	vs. Oklahoma^	--	--	--	--	--	--
Nov. 24	vs. UNC/Portland^	--	--	--	--	--	--
Nov. 26	vs. TBD^	--	--	--	--	--	--
Dec. 2	at Houston	--	--	--	--	--	--
Dec. 5	Colorado State	--	--	--	--	--	--
Dec. 9	Minnesota	--	--	--	--	--	--
Dec. 16	vs. Troy+	--	--	--	--	--	--
Dec. 19	Oral Roberts	--	--	--	--	--	--
Dec. 27	CSU Bakersfield	--	--	--	--	--	--
Dec. 30	Tennessee*	--	--	--	--	--	--
Jan. 2	at Mississippi State*	--	--	--	--	--	--
Jan. 6	at Auburn*	--	--	--	--	--	--
Jan. 10	LSU*	--	--	--	--	--	--
Jan. 13	Missouri*	--	--	--	--	--	--
Jan. 17	at Florida*	--	--	--	--	--	--
Jan. 20	Ole Miss*	--	--	--	--	--	--
Jan. 23	at Georgia*	--	--	--	--	--	--
Jan. 27	Oklahoma State	--	--	--	--	--	--
Jan. 30	at Texas A&M*	--	--	--	--	--	--
Feb. 3	at LSU*	--	--	--	--	--	--
Feb. 6	South Carolina*	--	--	--	--	--	--
Feb. 10	Vanderbilt*	--	--	--	--	--	--
Feb. 13	at Ole Miss*	--	--	--	--	--	--
Feb. 17	Texas A&M*	--	--	--	--	--	--
Feb. 20	Kentucky*	--	--	--	--	--	--
Feb. 24	at Alabama*	--	--	--	--	--	--
Feb. 27	Auburn*	--	--	--	--	--	--
March 3	at Missouri*	--	--	--	--	--	--

Exhibition

^ Phil Knight Invitational (Portland, Oregon)

+ at Verizon Arena (North Little Rock, Ark.)

* SEC Game

% Big12/SEC Challenge

▶ GAME-BY-GAME LEADERS »

Date	Opponent	Points	Rebounds	Assists	Steals	Blocks
Oct. 27	Central Oklahoma#	Macon (23)	Thompson (8)	Barford (6)	Gafford (3)	Barford (2)
Nov. 3	Missouri Western#	--	--	--	--	--
Nov. 10	Samford	--	--	--	--	--
Nov. 12	Bucknell	--	--	--	--	--
Nov. 17	Fresno State	--	--	--	--	--
Nov. 23	vs. Oklahoma^	--	--	--	--	--
Nov. 24	vs. UNC/Portland^	--	--	--	--	--
Nov. 26	vs. TBD^	--	--	--	--	--
Dec. 2	at Houston	--	--	--	--	--
Dec. 5	Colorado State	--	--	--	--	--
Dec. 9	Minnesota	--	--	--	--	--
Dec. 16	vs. Troy+	--	--	--	--	--
Dec. 19	Oral Roberts	--	--	--	--	--
Dec. 27	CSU Bakersfield	--	--	--	--	--
Dec. 30	Tennessee*	--	--	--	--	--
Jan. 2	at Mississippi State*	--	--	--	--	--
Jan. 6	at Auburn*	--	--	--	--	--
Jan. 10	LSU*	--	--	--	--	--
Jan. 13	Missouri*	--	--	--	--	--
Jan. 17	at Florida*	--	--	--	--	--
Jan. 20	Ole Miss*	--	--	--	--	--
Jan. 23	at Georgia*	--	--	--	--	--
Jan. 27	Oklahoma State	--	--	--	--	--
Jan. 30	at Texas A&M*	--	--	--	--	--
Feb. 3	at LSU*	--	--	--	--	--
Feb. 6	South Carolina*	--	--	--	--	--
Feb. 10	Vanderbilt*	--	--	--	--	--
Feb. 13	at Ole Miss*	--	--	--	--	--
Feb. 17	Texas A&M*	--	--	--	--	--
Feb. 20	Kentucky*	--	--	--	--	--
Feb. 24	at Alabama*	--	--	--	--	--
Feb. 27	Auburn*	--	--	--	--	--
March 3	at Missouri*	--	--	--	--	--

Exhibition

^ Phil Knight Invitational (Portland, Oregon)

+ at Verizon Arena (North Little Rock, Ark.)

* SEC Game

% Big12/SEC Challenge

Date	Opponent	Deflections	Charges	Steals	Dunks	Blocks
Oct. 27	Central Oklahoma#	35	1	9	1	5
Nov. 3	Missouri Western#	--	--	--	--	--
Nov. 10	Samford	--	--	--	--	--
Nov. 12	Bucknell	--	--	--	--	--
Nov. 17	Fresno State	--	--	--	--	--
Nov. 23	vs. Oklahoma^	--	--	--	--	--
Nov. 24	vs. UNC/Portland^	--	--	--	--	--
Nov. 26	vs. TBD^	--	--	--	--	--
Dec. 2	at Houston	--	--	--	--	--
Dec. 5	Colorado State	--	--	--	--	--
Dec. 9	Minnesota	--	--	--	--	--
Dec. 16	vs. Troy+	--	--	--	--	--
Dec. 19	Oral Roberts	--	--	--	--	--
Dec. 27	CSU Bakersfield	--	--	--	--	--
Dec. 30	Tennessee*	--	--	--	--	--
Jan. 2	at Mississippi State*	--	--	--	--	--
Jan. 6	at Auburn*	--	--	--	--	--
Jan. 10	LSU*	--	--	--	--	--
Jan. 13	Missouri*	--	--	--	--	--
Jan. 17	at Florida*	--	--	--	--	--
Jan. 20	Ole Miss*	--	--	--	--	--
Jan. 23	at Georgia*	--	--	--	--	--
Jan. 27	Oklahoma State	--	--	--	--	--
Jan. 30	at Texas A&M*	--	--	--	--	--
Feb. 3	at LSU*	--	--	--	--	--
Feb. 6	South Carolina*	--	--	--	--	--
Feb. 10	Vanderbilt*	--	--	--	--	--
Feb. 13	at Ole Miss*	--	--	--	--	--
Feb. 17	Texas A&M*	--	--	--	--	--
Feb. 20	Kentucky*	--	--	--	--	--
Feb. 24	at Alabama*	--	--	--	--	--
Feb. 27	Auburn*	--	--	--	--	--
March 3	at Missouri*	--	--	--	--	--

Exhibition

^ Phil Knight Invitational (Portland, Oregon)

+ at Verizon Arena (North Little Rock, Ark.)

* SEC Game

% Big12/SEC Challenge

MISCELLANEOUS TEAM STATS »

Date	Opponent	W/L	Points In Paint			Pts Off Turnovers			2nd Chance Pts			Fast Break Pts		
			Ark	Opp.	Diff.	Ark	Opp.	Diff.	Ark	Opp.	Diff.	Ark	Opp.	Diff.
Oct. 27	Central Oklahoma	W	28	28	0	17	16	+1	14	14	0	19	10	+9
Nov. 3	Missouri Western	--	--	--	--	--	--	--	--	--	--	--	--	--
Nov. 10	Samford	--	--	--	--	--	--	--	--	--	--	--	--	--
Nov. 12	Bucknell	--	--	--	--	--	--	--	--	--	--	--	--	--
Nov. 17	Fresno State	--	--	--	--	--	--	--	--	--	--	--	--	--
Nov. 23	vs. Oklahoma^	--	--	--	--	--	--	--	--	--	--	--	--	--
Nov. 24	vs. UNC/Portland^	--	--	--	--	--	--	--	--	--	--	--	--	--
Nov. 26	vs. TBD^	--	--	--	--	--	--	--	--	--	--	--	--	--
Dec. 2	at Houston	--	--	--	--	--	--	--	--	--	--	--	--	--
Dec. 5	Colorado State	--	--	--	--	--	--	--	--	--	--	--	--	--
Dec. 9	Minnesota	--	--	--	--	--	--	--	--	--	--	--	--	--
Dec. 16	vs. Troy+	--	--	--	--	--	--	--	--	--	--	--	--	--
Dec. 19	Oral Roberts	--	--	--	--	--	--	--	--	--	--	--	--	--
Dec. 27	CSU Bakersfield	--	--	--	--	--	--	--	--	--	--	--	--	--
Dec. 30	Tennessee*	--	--	--	--	--	--	--	--	--	--	--	--	--
Jan. 2	at Mississippi State*	--	--	--	--	--	--	--	--	--	--	--	--	--
Jan. 6	at Auburn*	--	--	--	--	--	--	--	--	--	--	--	--	--
Jan. 10	LSU*	--	--	--	--	--	--	--	--	--	--	--	--	--
Jan. 13	Missouri*	--	--	--	--	--	--	--	--	--	--	--	--	--
Jan. 17	at Florida*	--	--	--	--	--	--	--	--	--	--	--	--	--
Jan. 20	Ole Miss*	--	--	--	--	--	--	--	--	--	--	--	--	--
Jan. 23	at Georgia*	--	--	--	--	--	--	--	--	--	--	--	--	--
Jan. 27	Oklahoma State	--	--	--	--	--	--	--	--	--	--	--	--	--
Jan. 30	at Texas A&M*	--	--	--	--	--	--	--	--	--	--	--	--	--
Feb. 3	at LSU*	--	--	--	--	--	--	--	--	--	--	--	--	--
Feb. 6	South Carolina*	--	--	--	--	--	--	--	--	--	--	--	--	--
Feb. 10	Vanderbilt*	--	--	--	--	--	--	--	--	--	--	--	--	--
Feb. 13	at Ole Miss*	--	--	--	--	--	--	--	--	--	--	--	--	--
Feb. 17	Texas A&M*	--	--	--	--	--	--	--	--	--	--	--	--	--
Feb. 20	Kentucky*	--	--	--	--	--	--	--	--	--	--	--	--	--
Feb. 24	at Alabama*	--	--	--	--	--	--	--	--	--	--	--	--	--
Feb. 27	Auburn*	--	--	--	--	--	--	--	--	--	--	--	--	--
March 3	at Missouri*	--	--	--	--	--	--	--	--	--	--	--	--	--
TOTALS		--	--	--	--	--	--	--	--	--	--	--	--	--

Exhibition

^ Phil Knight Invitational (Portland, Oregon)

+ at Verizon Arena (North Little Rock, Ark.)

* SEC Game

% Big12/SEC Challenge

Overall record: 26-10 Conf: 12-6 Home: 15-3 Away: 6-5 Neutral: 5-2

#	Player	gp-gs	min	avg	Total		3-Point		F-Throw		Rebounds				pf	dq	a	to	blk	stl	pts	avg
					fg-fga	fg%	3fg-fga	3fg%	ft-fa	ft%	off	def	tot	avg								
03	Hannahs, Dusty	36-23	891	24.8	168-383	.439	74-191	.387	108-119	.908	20	42	62	1.7	63	0	43	60	4	16	518	14.4
04	Macon, Daryl	36-21	908	25.2	141-311	.453	65-168	.387	136-157	.866	19	76	95	2.6	65	1	80	65	2	41	483	13.4
00	Barford, Jaylen	36-30	914	25.4	174-397	.438	29-109	.266	82-109	.752	39	97	136	3.8	81	0	72	71	6	44	459	12.8
33	Kingsley, Moses	36-36	998	27.7	149-319	.467	7-16	.438	128-169	.757	79	198	277	7.7	99	3	49	70	93	23	433	12.0
31	Beard, Anton	36-11	755	21.0	86-213	.404	32-90	.356	56-75	.747	29	46	75	2.1	69	2	70	37	1	39	260	7.2
21	Watkins, Manuale	36-23	802	22.3	93-165	.564	13-28	.464	17-30	.567	37	106	143	4.0	70	0	66	20	1	45	216	6.0
13	Thomas, Dustin	36-27	648	18.0	72-148	.486	1-5	.200	46-70	.657	45	91	136	3.8	104	4	38	36	10	23	191	5.3
05	Cook, Arlando	36-7	406	11.3	39-89	.438	0-0	.000	24-37	.649	29	54	83	2.3	63	1	12	23	14	10	102	2.8
23	Jones, CJ	21-0	126	6.0	17-36	.472	12-24	.500	5-7	.714	0	13	13	0.6	11	0	6	4	5	1	51	2.4
01	Thompson, Trey	36-0	503	14.0	34-55	.618	0-1	.000	19-29	.655	30	87	117	3.3	79	0	56	22	29	22	87	2.4
02	Bailey, Adrio	27-2	200	7.4	22-39	.564	0-0	.000	6-19	.316	13	22	35	1.3	29	0	7	11	7	14	50	1.9
15	Holmes, Jonathan	6-0	7	1.2	1-5	.200	0-4	.000	0-0	.000	0	1	1	0.2	1	0	0	0	0	0	2	0.3
12	Hazen, Brachen	14-0	42	3.0	1-6	.167	0-2	.000	1-4	.250	2	10	12	0.9	5	0	2	4	0	0	3	0.2
Team											59	53	112		1		5					
Total.....		36	7200		997-2166	.460	233-638	.365	628-825	.761	401	896	1297	36.0	740	11	501	428	172	278	2855	79.3
Opponents.....		36	7200		901-2158	.418	263-792	.332	594-843	.705	466	854	1320	36.7	672	-	453	477	119	187	2659	73.9

TEAM STATISTICS			AR	OPP	Date	Opponent	Score	Att.		
SCORING			2855	2659	11/11/16	FORT WAYNE	W	92-83	13787	
Points per game			79.3	73.9	11/14/16	SOUTHERN ILLINOIS	W	90-65	13308	
Scoring margin			+5.4	-	11/18/16	UT ARLINGTON	W	71-67	13587	
FIELD GOALS-ATT			997-2166	901-2158	11/22/16	at Minnesota	L	71-85	8997	
Field goal pct			.460	.418	11/28/16	MOUNT ST. MARY'S	W	89-76	13321	
3 POINT FG-ATT			233-638	263-792	12/01/16	STEPHEN F. AUSTIN	W	78-62	13358	
3-point FG pct			.365	.332	12/03/16	AUSTIN PEAY	W	99-62	19483	
3-pt FG made per game			6.5	7.3	12/06/16	HOUSTON	W	84-72	13455	
FREE THROWS-ATT			628-825	594-843	12/10/16	NORTH FLORIDA	W	91-76	13700	
Free throw pct			.761	.705	12/17/16	vs Texas	W	77-74	8777	
F-Throws made per game			17.4	16.5	12/20/16	NORTH DAKOTA STATE	W	71-55	16006	
REBOUNDS			1297	1320	12/22/16	vs Sam Houston State	W	90-56	12153	
Rebounds per game			36.0	36.7	* 12/29/16	FLORIDA	L	72-81	20355	
Rebounding margin			-0.6	-	* 01/03/17	at Tennessee	W	82-78	13002	
ASSISTS			501	453	* 01/07/17	at Kentucky	L	71-97	24322	
Assists per game			13.9	12.6	* 01/10/17	MISSISSIPPI STATE	L	78-84	15111	
TURNOVERS			428	477	* 01/14/17	MISSOURI	W	92-73	15424	
Turnovers per game			11.9	13.3	* 01/17/17	at Texas A&M	W	62-60	9474	
Turnover margin			+1.4	-	* 01/21/17	LSU	W	99-86	16333	
Assist/turnover ratio			1.2	0.9	* 01/24/17	at Vanderbilt	W	71-70	9408	
STEALS			278	187	01/28/17	at Oklahoma State	L	71-99	13611	
Steals per game			7.7	5.2	* 02/01/17	ALABAMA	W	87-68	14004	
BLOCKS			172	119	* 02/04/17	at Missouri	L	78-83	11434	
Blocks per game			4.8	3.3	* 02/07/17	VANDERBILT	L	59-72	13494	
ATTENDANCE			274446	232158	* 02/11/17	at LSU	W	78-70	7132	
Home games-Avg/Game			18-15247	11-11769	* 02/15/17	at South Carolina	W	83-76	13001	
Neutral site-Avg/Game			-	7-14672	* 02/18/17	OLE MISS	W	98-80	17356	
					* 02/22/17	TEXAS A&M	W	86-77	14117	
Score by Periods			1st	2nd	Totals	* 02/25/17	at Auburn	W	79-68	8098
Arkansas			1314	1541	2855	* 03/01/17	at Florida	L	65-78	10978
Opponents			1325	1334	2659	* 03/04/17	GEORGIA	W	85-67	18247
						03/10/17	vs Ole Miss	W	73-72	14227
						03/11/17	vs Vanderbilt	W	76-62	19196
						03/12/17	vs Kentucky	L	65-82	19953
						3/17/17	vs Seton Hall	W	77-71	14179
						03/19/17	vs North Carolina	L	65-72	14216

* - Conference game



Official Basketball Box Score -- Game Totals -- Final Statistics

Central Oklahoma vs Arkansas

10/27/17 7 p.m. at Fayetteville, Ark. (Bud Walton Arena)



Central Oklahoma 66

##	Player		Total		3-Ptr	Rebounds			PF	TP	A	TO	Blk	Stl	Min
			FG-FGA	FG-FGA	FT-FTA	Off	Def	Tot							
23	BYFORD,CORBIN	f	5-11	1-3	1-2	4	4	8	3	12	1	1	0	0	24
12	HAMMOND,JAKE	c	0-2	0-0	0-0	1	6	7	2	0	0	2	0	0	13
10	GRAYSON,MARQUEESE	g	6-11	2-6	2-2	0	2	2	2	16	4	5	0	1	34
11	HOLLIDAY,JOSH	g	2-13	0-5	3-4	1	2	3	3	7	1	0	0	0	27
13	JOHNSON,MARQUIS	g	0-5	0-2	0-0	0	1	1	2	0	2	3	0	2	20
01	GLASCO,PHABIAN		1-3	0-0	3-3	0	4	4	4	5	0	1	1	1	15
05	HEMPHILL,JORDAN		2-6	1-3	2-2	0	2	2	0	7	1	2	0	1	16
14	LONDON,JORDAN		4-5	3-4	0-0	0	1	1	1	11	1	3	0	0	23
21	TALBOTT,KOLE		2-3	0-0	0-0	2	1	3	1	4	1	0	0	0	12
33	KEENER,KYLE		1-3	0-0	2-2	0	2	2	3	4	0	0	0	0	16
Team						2	1	3							
Totals			23-62	7-23	13-15	10	26	36	21	66	11	17	1	5	200

FG % 1st Half: 11-29 37.9% 2nd half: 12-33 36.4% Game: 23-62 37.1%
 3FG % 1st Half: 3-13 23.1% 2nd half: 4-10 40.0% Game: 7-23 30.4%
 FT % 1st Half: 10-12 83.3% 2nd half: 3-3 100.0 Game: 13-15 86.7%

Deadball
Rebounds
2

Arkansas 78

##	Player		Total		3-Ptr	Rebounds			PF	TP	A	TO	Blk	Stl	Min
			FG-FGA	FG-FGA	FT-FTA	Off	Def	Tot							
01	Trey Thompson	f	1-4	0-0	2-2	1	7	8	2	4	2	1	1	1	31
02	Adrio Bailey	f	1-4	0-0	2-6	2	5	7	3	4	2	2	1	1	25
00	Jaylen Barford	g	8-12	3-5	0-0	1	4	5	3	19	6	4	2	1	34
04	Daryl Macon	g	7-12	2-5	7-7	0	3	3	1	23	5	3	0	1	33
31	Anton Beard	g	3-13	2-6	4-4	0	0	0	3	12	3	2	0	2	38
10	Daniel Gafford		3-5	0-0	2-6	4	3	7	2	8	1	2	0	3	15
22	Gabe Osabuohien		0-0	0-0	0-2	0	0	0	1	0	0	0	1	0	1
23	C.J. Jones		3-6	2-4	0-0	1	4	5	2	8	1	2	0	0	23
Team						0	1	1							
Totals			26-56	9-20	17-27	9	27	36	17	78	20	16	5	9	200

FG % 1st Half: 15-31 48.4% 2nd half: 11-25 44.0% Game: 26-56 46.4%
 3FG % 1st Half: 7-12 58.3% 2nd half: 2-8 25.0% Game: 9-20 45.0%
 FT % 1st Half: 8-12 66.7% 2nd half: 9-15 60.0% Game: 17-27 63.0%

Deadball
Rebounds
5,2

Officials: Don Daily, K.B Burdett Jr., Robert Felder
 Technical fouls: Central Oklahoma-None. Arkansas-None.
 Attendance: 13272
 Estimated Actual Attendance: 4,052

Score by periods	1st	2nd	Total
Central Oklahoma	35	31	66
Arkansas	45	33	78

	In	Off	2nd	Fast	
Points	Paint	T/O	Chance	Break	Bench
UCO	28	16	14	10	31
AR	28	17	12	19	16

Last FG - UCO 2nd-01:25, AR 2nd-00:11.
 Largest lead - UCO None, AR by 17 2nd-17:42.
 UCO led for 00:00. AR led for 37:22. Game was tied for 02:37.

Score tied - 1 time.
 Lead changed - 0 times.



Official Basketball Box Score -- Game Totals -- Final Statistics

RED vs WHITE

10/20/17 7 p.m. at Fayetteville, Ark. (Bud Walton Arena)

**RED 69**

#	Player	*	Total	3-Ptr	FT-FTA	Rebounds			PF	TP	A	TO	Blk	Stl	Min
			FG-FGA	FG-FGA		Off	Def	Tot							
01	Trey Thompson	*	1-6	0-0	2-4	1	3	4	6	4	5	3	1	0	33
02	Adrio Bailey	*	9-16	0-0	0-1	5	5	10	1	18	5	4	0	0	37
11	Jalen Harris	*	1-5	0-1	1-2	1	1	2	5	3	1	3	0	0	30
23	C.J. Jones	*	10-18	4-9	0-0	1	5	6	0	24	2	2	0	5	39
31	Anton Beard	*	8-21	1-9	1-1	0	4	4	5	18	7	3	0	0	39
22	Gabe Osabuohien		1-4	0-1	0-0	0	2	2	1	2	0	0	1	1	11
25	JT Plummer		0-1	0-1	0-0	0	2	2	0	0	0	0	0	0	11
Team						0	0	0							
Totals			30-71	5-21	4-8	8	22	30	18	69	20	15	2	6	200

FG % 1st Half: 15-36 41.7% 2nd half: 15-35 42.9% Game: 30-71 42.3%
 3FG % 1st Half: 4-14 28.6% 2nd half: 1-7 14.3% Game: 5-21 23.8%
 FT % 1st Half: 2-3 66.7% 2nd half: 2-5 40.0% Game: 4-8 50.0%

Deadball
Rebounds
1

WHITE 95

#	Player		Total	3-Ptr	FT-FTA	Rebounds			PF	TP	A	TO	Blk	Stl	Min
			FG-FGA	FG-FGA		Off	Def	Tot							
00	Jaylen Barford	*	6-11	2-4	0-1	1	7	8	0	14	5	3	0	2	37
04	Daryl Macon	*	6-14	4-10	1-2	1	3	4	5	17	8	3	0	1	34
10	Daniel Gafford	*	10-15	0-0	3-5	4	11	15	2	23	1	0	0	0	35
13	Dustin Thomas	*	6-9	0-0	0-0	2	5	7	5	12	9	5	1	3	29
20	Darrious Hall	*	5-10	0-4	4-4	1	7	8	4	14	2	4	1	2	36
15	Jonathan Holmes		1-4	0-1	2-2	1	2	3	0	4	2	1	0	1	18
22	Gabe Osabuohien		4-6	0-0	3-3	0	0	0	0	11	0	0	0	0	11
Team						1	0	1							
Totals			38-69	6-19	13-17	11	35	46	16	95	27	16	2	9	200

FG % 1st Half: 20-35 57.1% 2nd half: 18-34 52.9% Game: 38-69 55.1%
 3FG % 1st Half: 5-10 50.0% 2nd half: 1-9 11.1% Game: 6-19 31.6%
 FT % 1st Half: 8-10 80.0% 2nd half: 5-7 71.4% Game: 13-17 76.5%

Deadball
Rebounds
2,1

Officials: KB Burdett, Robert Felder, Chris Chumley

Technical fouls: RED-None. WHITE-None.

Attendance:

Estimated Attendance: 5,000

Score by periods	1st	2nd	Total
RED	36	33	69
WHITE	53	42	95

Points	In Paint	Off T/O	2nd Chance	Fast Break	Bench
RED	42	17	15	21	2
WHITE	58	18	10	26	15

Last FG - RED 2nd-00:32, WHITE 2nd-02:15.

Largest lead - RED None, WHITE by 36 2nd-13:07.

RED led for 00:00. WHITE led for 39:24. Game was tied for 00:21.

Score tied - 0 times.

Lead changed - 0 times.

0		JAYLEN BARFORD ■ SR ■ G ■ 6-3 ■ 202 Jackson, Tenn. ■ Motlow State CC	<table><tr><th>YEAR</th><th>GP/GS</th><th>PPG</th><th>APG</th><th>RPG</th><th>SPG</th><th>FG%</th><th>FT%</th></tr><tr><td>2017-18</td><td>--/--</td><td>--</td><td>--</td><td>--</td><td>--</td><td>--</td><td>--</td></tr><tr><td>Career</td><td>36/30</td><td>12.8</td><td>2.0</td><td>3.8</td><td>1.2</td><td>.438</td><td>.752</td></tr></table>	YEAR	GP/GS	PPG	APG	RPG	SPG	FG%	FT%	2017-18	--/--	--	--	--	--	--	--	Career	36/30	12.8	2.0	3.8	1.2	.438	.752	PLAYER NOTABLES: <ul style="list-style-type: none">Averaged 12.8 points per game as a junior.Scored 20+ points five times last year.Went 90 percent from the free throw line during the final seven games last season.	CAREER HIGHS PTS: 23 - (2x) last at S. Carolina (2/15/17) AST: 6 - vs. Vanderbilt (2/17/17) REB: 7 - vs. Seton Hall (3/17/17) STL: 4 - (2x) last vs. Seton Hall (3/17/17)
YEAR	GP/GS	PPG	APG	RPG	SPG	FG%	FT%																						
2017-18	--/--	--	--	--	--	--	--																						
Career	36/30	12.8	2.0	3.8	1.2	.438	.752																						
1		TREY THOMPSON ■ SR ■ F ■ 6-9 ■ 265 Madison, Ark. ■ Forrest City HS	<table><tr><th>YEAR</th><th>GP/GS</th><th>PPG</th><th>RPG</th><th>BPG</th><th>APG</th><th>FG%</th><th>FT%</th></tr><tr><td>2017-18</td><td>--/--</td><td>--</td><td>--</td><td>--</td><td>--</td><td>--</td><td>--</td></tr><tr><td>Career</td><td>79/1</td><td>2.3</td><td>3.1</td><td>0.7</td><td>1.2</td><td>.595</td><td>.603</td></tr></table>	YEAR	GP/GS	PPG	RPG	BPG	APG	FG%	FT%	2017-18	--/--	--	--	--	--	--	--	Career	79/1	2.3	3.1	0.7	1.2	.595	.603	PLAYER NOTABLES: <ul style="list-style-type: none">Tied for team lead with 36 assists last yr during SEC play.Is 2nd on the team with 79 games played as a Razorback.Started last Friday's exhibition opener.	CAREER HIGHS PTS: 13 - LSU (2/23/16) REB: 11 - at Auburn (2/25/17) BLK: 4 - Texas Tech (1/30/16) AST: 6 - Texas A&M (2/22/17)
YEAR	GP/GS	PPG	RPG	BPG	APG	FG%	FT%																						
2017-18	--/--	--	--	--	--	--	--																						
Career	79/1	2.3	3.1	0.7	1.2	.595	.603																						
2		ADRIO BAILEY ■ SO ■ F ■ 6-6 ■ 204 Campti, La. ■ Lakeview HS	<table><tr><th>YEAR</th><th>GP/GS</th><th>PPG</th><th>RPG</th><th>BPG</th><th>APG</th><th>FG%</th><th>FT%</th></tr><tr><td>2017-18</td><td>--/--</td><td>--</td><td>--</td><td>--</td><td>--</td><td>--</td><td>--</td></tr><tr><td>Career</td><td>27/2</td><td>1.9</td><td>1.3</td><td>0.3</td><td>0.3</td><td>.567</td><td>.316</td></tr></table>	YEAR	GP/GS	PPG	RPG	BPG	APG	FG%	FT%	2017-18	--/--	--	--	--	--	--	--	Career	27/2	1.9	1.3	0.3	0.3	.567	.316	PLAYER NOTABLES: <ul style="list-style-type: none">Recorded 18 points and 10 boards in the Red-White game.Started last Friday's exhibition opener.Played a season-high 19 minutes against UNC in the NCAA Tournament.	CAREER HIGHS PTS: 14 - Austin Peay (12/3/16) REB: 7 - Austin Peay (12/3/16) BLK: 2 - (2x) last vs. Vanderbilt (2/7/17) AST: 2 - Austin Peay (12/3/16)
YEAR	GP/GS	PPG	RPG	BPG	APG	FG%	FT%																						
2017-18	--/--	--	--	--	--	--	--																						
Career	27/2	1.9	1.3	0.3	0.3	.567	.316																						
3		KHALIL GARLAND ■ FR ■ G ■ 6-5 ■ 198 Little Rock, Ark. ■ Parkview HS	<table><tr><th>YEAR</th><th>GP/GS</th><th>PPG</th><th>APG</th><th>SPG</th><th>FG%</th><th>3FG%</th><th>FT%</th></tr><tr><td>2017-18</td><td>--/--</td><td>--</td><td>--</td><td>--</td><td>--</td><td>--</td><td>--</td></tr><tr><td>Career</td><td>--/--</td><td>--</td><td>--</td><td>--</td><td>--</td><td>--</td><td>--</td></tr></table>	YEAR	GP/GS	PPG	APG	SPG	FG%	3FG%	FT%	2017-18	--/--	--	--	--	--	--	--	Career	--/--	--	--	--	--	--	--	PLAYER NOTABLES: <ul style="list-style-type: none">Ranked the No. 2 player in the state of Arkansas.Tabbed a 4-star and No. 55 overall guard by ESPN.Is not cleared for full participation at this time due to an ongoing health matter.	CAREER HIGHS PTS: AST: REB: 3FGM:
YEAR	GP/GS	PPG	APG	SPG	FG%	3FG%	FT%																						
2017-18	--/--	--	--	--	--	--	--																						
Career	--/--	--	--	--	--	--	--																						
4		DARYL MACON ■ SR ■ G ■ 6-3 ■ 185 Little Rock, Ark. ■ Holmes CC	<table><tr><th>YEAR</th><th>GP/GS</th><th>PPG</th><th>APG</th><th>SPG</th><th>FG%</th><th>3FG%</th><th>FT%</th></tr><tr><td>2017-18</td><td>--/--</td><td>--</td><td>--</td><td>--</td><td>--</td><td>--</td><td>--</td></tr><tr><td>Career</td><td>36/21</td><td>13.4</td><td>2.2</td><td>1.1</td><td>.453</td><td>.387</td><td>.866</td></tr></table>	YEAR	GP/GS	PPG	APG	SPG	FG%	3FG%	FT%	2017-18	--/--	--	--	--	--	--	--	Career	36/21	13.4	2.2	1.1	.453	.387	.866	PLAYER NOTABLES: <ul style="list-style-type: none">Named to 2017 SEC All-Tournament Team.4th Hog in SEC era to score 30 points off the bench.Went 30-of-34 from FT line in final minute of games last season.	CAREER HIGHS PTS: 30 - Ole Miss (2/18/17) AST: 6 - Missouri (1/14/17) STL: 4 - Fort Wayne (11/11/16) 3FGM: 6 - Ole Miss (2/18/17)
YEAR	GP/GS	PPG	APG	SPG	FG%	3FG%	FT%																						
2017-18	--/--	--	--	--	--	--	--																						
Career	36/21	13.4	2.2	1.1	.453	.387	.866																						
5		ARLANDO COOK ■ SR ■ F ■ 6-8 ■ 215 St. Louis, Mo. ■ Connors State College	<table><tr><th>YEAR</th><th>GP/GS</th><th>PPG</th><th>RPG</th><th>BPG</th><th>APG</th><th>FG%</th><th>FT%</th></tr><tr><td>2017-18</td><td>--/--</td><td>--</td><td>--</td><td>--</td><td>--</td><td>--</td><td>--</td></tr><tr><td>Career</td><td>36/7</td><td>2.8</td><td>2.3</td><td>0.4</td><td>0.3</td><td>.438</td><td>.649</td></tr></table>	YEAR	GP/GS	PPG	RPG	BPG	APG	FG%	FT%	2017-18	--/--	--	--	--	--	--	--	Career	36/7	2.8	2.3	0.4	0.3	.438	.649	PLAYER NOTABLES: <ul style="list-style-type: none">Started 7 games and played in all 36 contests as a junior.Averaged 2.8 points and 2.3 rebounds per game last year.Ranked the No. 6 junior college transfer in 2016 class.	CAREER HIGHS PTS: 9 - Southern Illinois (11/14/16) REB: 7 - at Texas A&M (1/17/17) BLK: 3 - (5x) last vs. Sam Houston State (12/20/16) AST: 2 - (3x) last vs. LSU (1/21/17)
YEAR	GP/GS	PPG	RPG	BPG	APG	FG%	FT%																						
2017-18	--/--	--	--	--	--	--	--																						
Career	36/7	2.8	2.3	0.4	0.3	.438	.649																						
10		DANIEL GAFFORD ■ FR ■ F ■ 6-11 ■ 234 El Dorado, Ark. ■ El Dorado HS	<table><tr><th>YEAR</th><th>GP/GS</th><th>PPG</th><th>APG</th><th>RPG</th><th>FG%</th><th>3FG%</th><th>FT%</th></tr><tr><td>2017-18</td><td>--/--</td><td>--</td><td>--</td><td>--</td><td>--</td><td>--</td><td>--</td></tr><tr><td>Career</td><td>--/--</td><td>--</td><td>--</td><td>--</td><td>--</td><td>--</td><td>--</td></tr></table>	YEAR	GP/GS	PPG	APG	RPG	FG%	3FG%	FT%	2017-18	--/--	--	--	--	--	--	--	Career	--/--	--	--	--	--	--	--	PLAYER NOTABLES: <ul style="list-style-type: none">A consensus 4-star prospect and top 50 player.2X All-Conference and All-State selection.Averaged 17.4 points, 16 boards and 7.7 blocks as senior.	CAREER HIGHS PTS: AST: REB: 3FGM:
YEAR	GP/GS	PPG	APG	RPG	FG%	3FG%	FT%																						
2017-18	--/--	--	--	--	--	--	--																						
Career	--/--	--	--	--	--	--	--																						
13		DUSTIN THOMAS ■ SR ■ F ■ 6-8 ■ 225 Texarkana, Texas ■ University of Colorado	<table><tr><th>YEAR</th><th>GP/GS</th><th>PPG</th><th>RPG</th><th>BPG</th><th>SPG</th><th>FG%</th><th>FT%</th></tr><tr><td>2017-18</td><td>--/--</td><td>--</td><td>--</td><td>--</td><td>--</td><td>--</td><td>--</td></tr><tr><td>Career</td><td>103/44</td><td>4.4</td><td>2.9</td><td>0.2</td><td>0.4</td><td>.453</td><td>.631</td></tr></table>	YEAR	GP/GS	PPG	RPG	BPG	SPG	FG%	FT%	2017-18	--/--	--	--	--	--	--	--	Career	103/44	4.4	2.9	0.2	0.4	.453	.631	PLAYER NOTABLES: <ul style="list-style-type: none">Started 27 games last year as a redshirt junior.Tallied 4 double-digit scoring games, averaging 5.3 ppg.Finished with 13 pts and 5 rebs in against Seton Hall in the NCAA Tournament.	CAREER HIGHS PTS: 17 - USC (1/4/15) REB: 9 - at LSU (2/11/17) BLK: 2 - (2x) last vs. California (2/12/15) STL: 3 - (2x) last at LSU (2/11/17)
YEAR	GP/GS	PPG	RPG	BPG	SPG	FG%	FT%																						
2017-18	--/--	--	--	--	--	--	--																						
Career	103/44	4.4	2.9	0.2	0.4	.453	.631																						
20		DARIOUS HALL ■ FR ■ F ■ 6-6 ■ 210 Little Rock, Ark. ■ Mills University Studies HS	<table><tr><th>YEAR</th><th>GP/GS</th><th>PPG</th><th>APG</th><th>RPG</th><th>SPG</th><th>FG%</th><th>FT%</th></tr><tr><td>2017-18</td><td>--/--</td><td>--</td><td>--</td><td>--</td><td>--</td><td>--</td><td>--</td></tr><tr><td>Career</td><td>--/--</td><td>--</td><td>--</td><td>--</td><td>--</td><td>--</td><td>--</td></tr></table>	YEAR	GP/GS	PPG	APG	RPG	SPG	FG%	FT%	2017-18	--/--	--	--	--	--	--	--	Career	--/--	--	--	--	--	--	--	PLAYER NOTABLES: <ul style="list-style-type: none">Named 3X All-State and 2017 5A State Tournament MVP.Ranked the No. 4 player in the state of Arkansas.Earned a four-star rating by ESPN.	CAREER HIGHS PTS: AST: REB: 3FGM:
YEAR	GP/GS	PPG	APG	RPG	SPG	FG%	FT%																						
2017-18	--/--	--	--	--	--	--	--																						
Career	--/--	--	--	--	--	--	--																						
22		GABE OSABUOHIE ■ FR ■ F ■ 6-8 ■ 219 Toronto, Canada ■ Southwest Christian Aca.	<table><tr><th>YEAR</th><th>GP/GS</th><th>PPG</th><th>APG</th><th>SPG</th><th>FG%</th><th>3FG%</th><th>FT%</th></tr><tr><td>2017-18</td><td>--/--</td><td>--</td><td>--</td><td>--</td><td>--</td><td>--</td><td>--</td></tr><tr><td>Career</td><td>--/--</td><td>--</td><td>--</td><td>--</td><td>--</td><td>--</td><td>--</td></tr></table>	YEAR	GP/GS	PPG	APG	SPG	FG%	3FG%	FT%	2017-18	--/--	--	--	--	--	--	--	Career	--/--	--	--	--	--	--	--	PLAYER NOTABLES: <ul style="list-style-type: none">Ranked the No. 5 player in the state of Arkansas.Ranked the No. 63 small forward by 247Sports.Played for Team Loaded N. Carolina on the Adidas Circuit	CAREER HIGHS PTS: AST: REB: 3FGM:
YEAR	GP/GS	PPG	APG	SPG	FG%	3FG%	FT%																						
2017-18	--/--	--	--	--	--	--	--																						
Career	--/--	--	--	--	--	--	--																						
23		C.J. JONES ■ SO ■ G ■ 6-5 ■ 175 Birmingham, Ala. ■ Central Park Christian	<table><tr><th>YEAR</th><th>GP/GS</th><th>PPG</th><th>APG</th><th>SPG</th><th>FG%</th><th>3FG%</th><th>FT%</th></tr><tr><td>2017-18</td><td>--/--</td><td>--</td><td>--</td><td>--</td><td>--</td><td>--</td><td>--</td></tr><tr><td>Career</td><td>21/0</td><td>2.4</td><td>0.3</td><td>0.1</td><td>.472</td><td>.500</td><td>.714</td></tr></table>	YEAR	GP/GS	PPG	APG	SPG	FG%	3FG%	FT%	2017-18	--/--	--	--	--	--	--	--	Career	21/0	2.4	0.3	0.1	.472	.500	.714	PLAYER NOTABLES: <ul style="list-style-type: none">Scored a team-high 24 points in the Red-White game.Scored 8 points and added 5 boards in exhibition opener.Expected to contribute significant minutes as a sophomore.	CAREER HIGHS PTS: 11 - (2x) last vs. Austin Peay (12/3/16) AST: 2 - Austin Peay (12/3/16) STL: 1 - Missouri (1/14/17) 3FGM: 3 - Austin Peay (12/3/16)
YEAR	GP/GS	PPG	APG	SPG	FG%	3FG%	FT%																						
2017-18	--/--	--	--	--	--	--	--																						
Career	21/0	2.4	0.3	0.1	.472	.500	.714																						
31		ANTON BEARD ■ SR ■ G ■ 6-0 ■ 185 North Little Rock, Ark. ■ North Little Rock HS	<table><tr><th>YEAR</th><th>GP/GS</th><th>PPG</th><th>RPG</th><th>BPG</th><th>SPG</th><th>FG%</th><th>FT%</th></tr><tr><td>2017-18</td><td>--/--</td><td>--</td><td>--</td><td>--</td><td>--</td><td>--</td><td>--</td></tr><tr><td>Career</td><td>94/28</td><td>6.6</td><td>1.7</td><td>1.0</td><td>.381</td><td>.336</td><td>.686</td></tr></table>	YEAR	GP/GS	PPG	RPG	BPG	SPG	FG%	FT%	2017-18	--/--	--	--	--	--	--	--	Career	94/28	6.6	1.7	1.0	.381	.336	.686	PLAYER NOTABLES: <ul style="list-style-type: none">Scored 12 pts and added 3 assists last Friday in exh play.Has played in a team-high 94 games as a Razorback.Averaged 7.2 points and 2.1 boards per game as a junior.Named to SEC All-Freshman team in 2014-15	CAREER HIGHS PTS: 18 - at Georgia (1/23/16) AST: 7 - LSU (1/21/17) STL: 5 - Milwaukee (12/22/14) 3FGM: 4 - at Ole Miss (2/14/15)
YEAR	GP/GS	PPG	RPG	BPG	SPG	FG%	FT%																						
2017-18	--/--	--	--	--	--	--	--																						
Career	94/28	6.6	1.7	1.0	.381	.336	.686																						
HC		 1980-82 - Student-Athlete  1982-85 - Volunteer Assistant  1985-89 - Volunteer Assistant 1989-00 - Assistant Coach 2000-02 - Assistant Head Coach  2002-06 - Head Coach 89-41 (.680)  2006-11 - Head Coach 111-57 (.660)  2011-Present - Head Coach 128-74 (.634)																											