



ARKANSAS RAZORBACKS

1 National Championship » 6 Final Four Appearances » 10 Sweet 16 Appearances » 31 NCAA Appearances

2017-18 SCHEDULE »

Overall: 1-0 | SEC: 0-0 | H: 1-0 | A: 0-0 | N: 0-0

NOVEMBER	TV	W/L	SCORE
10 Samford	SEC Network +	W	95-56
12 Bucknell	SEC Network		5 p.m.
17 Fresno State	SEC Network +		7 p.m.
23 vs. Oklahoma^	ESPN2		4 p.m.
24 vs. UNC/Portland^	ESPN/3		TBD
26 vs. TBD^	TBD		TBD

DECEMBER

2 at Houston	CBS Sports		6:30 p.m.
5 Colorado State	SEC Network +		7 p.m.
9 Minnesota	SEC Network		5:45 p.m.
16 vs. Troy+	None		7 p.m.
19 Oral Roberts	SEC Network +		7 p.m.
27 CSU Bakersfield	SEC Network		7 p.m.
30 Tennessee*	SEC Network		TBD

JANUARY

2 at Mississippi State*	SEC Network		8 p.m.
6 at Auburn*	ESPN		5 p.m.
10 LSU*	SEC Network		8 p.m.
13 Missouri*	ESPN2		5 p.m.
17 at Florida*	ESPN2		6 p.m.
20 Ole Miss*	SEC Network		2:30 p.m.
23 at Georgia*	SEC Network		5:30 p.m.
27 Oklahoma State%	ESPN2		5 p.m.
30 at Texas A&M*	ESPN		8 p.m.

FEBRUARY

3 at LSU*	SEC Network		2:30 p.m.
6 South Carolina*	ESPN2		6 p.m.
10 Vanderbilt*	SEC Network		7:30 p.m.
13 at Ole Miss*	SEC Network		6 p.m.
17 Texas A&M*	ESPN/2		3 p.m.
20 Kentucky*	ESPN		8 p.m.
24 at Alabama*	SEC Network		5 p.m.
27 Auburn*	SEC Network		8 p.m.

MARCH

3 at Missouri*	ESPN/2		5 p.m.
7-11 at SEC Tournament	St. Louis		TBD

+ at Verizon Arena (North Little Rock, Ark.)
^ Phil Knight Invitational (Portland, Oregon)
% Big12/SEC Challenge
* SEC Game



Arkansas vs. Bucknell is part of the non-bracketed games in the Phil Knight Invitational (PK80). The Razorbacks open play at the PK80 on Thursday, Nov. 23 against Oklahoma with the winner advancing to play North Carolina/Portland on Friday, Nov. 24.

THE MATCHUP »

ARKANSAS RAZORBACKS (1-0)

Head Coach: Mike Anderson (Tulsa '82)
Record at Arkansas: 129-74 (7th Season)
Overall Record: 329-172 (16th Season)



VS

BUCKNELL BISON (0-1)

Head Coach: Nathan Davis (Randolph-Mason '97)
Record at Bucknell: 43-24 (3rd Season)
Overall Record: 184-63 (9th Season)



#FASTEST40 STORYLINES »

• Friday's win against Samford was Arkansas' 44th straight victory in its home opener, including a perfect 25-0 mark in Bud Walton Arena.

• After Friday's 95-point output against Samford, the Razorbacks have scored 90-plus points in four of their last five season openers.

• Mike Anderson is looking to start 2-0 for the 15th time in 16 years as a head coach. His only 1-1 start came during the 2015-16 season.

• For just the second time since joining the SEC, Arkansas had three players with six-plus assists in the season opener against Samford.

• Arkansas recorded 28 assists in the season opener, marking the third time in the 21st century and the second time in the Anderson era the Razorbacks had 28-plus assists in a game.

• Daryl Macon became the first player in 14 years to record 16-plus points and eight-plus assists in the season opener.



Darius Hall »

GAMEDAY INFORMATION »

DATE: Sunday, Nov. 12, 2017 | 5 p.m. CT
LOCATION: Bud Walton Arena (Fayetteville, Ark.)
TV: SEC Network
TALENT: Dave Neal (PXP), Pat Bradley (Analyst)
RADIO: Razorback/IMG Sports Network
TALENT: Chuck Barrett (PXP), Matt Zimmerman (Analyst)
STATS: ArkansasRazorbacks.com | StatBroadcast
SERIES RECORD: Bucknell leads 1-0
NEXT UP: vs. Fresno State - Friday, Nov. 17 at 7 p.m.

FRIDAY'S DUNK FEST »

• Arkansas' 12 dunks against Samford are the most throwdowns of the Mike Anderson era with the previous high of eight coming against Mississippi State on Jan. 23, 2013.

Dunks	Opponent	Year
12	Samford	2016-17
8	Mississippi State	2012-13
7	Minnesota	2012-13
7	Alabama A&M	2012-13
7	Northwestern State	2015-16
7	Northwestern State	2014-15
7	Vanderbilt	2014-15

• In the other 12 SEC games on Friday, no other contest had more than eight combined dunks between both teams.

• It took seven games last year for Arkansas to record 12 dunks and the team tallied 48 total dunks in 2016-17, averaging 1.3 per contest.

• Arkansas had an even 100 dunks during the 2014-15 season, led by 38 slams from Michael Qualls and another 33 throwdowns from Bobby Portis.

HOW THEY COMPARE » BY THE NUMBERS » *2016-17 Stats Listed

	79.3	.460	.365	36.0	13.9	4.8	7.7	73.9	.418	.332	-0.6	1.2
	≈			≈		≈	≈		≈	≈		≈
POINTS	FG%	3FG%	BOARDS	ASSISTS	BLOCKS	STEALS	SCORING DEFENSE	FG% DEFENSE	3FG% DEFENSE	REBOUND MARGIN		AST-TO RATIO
	≈	≈	≈	≈	≈	≈	≈	≈	≈	≈		≈
	76.3	.480	.379	34.4	14.6	3.8	7.2	67.9	.427	.342	+0.8	1.1

#FASTEST40



NUMERICAL ROSTER »

No.	Name	Pos.	Ht.	Wt.	Yr.	Hometown/High School/Last School
0	Jaylen Barford	G	Sr.	6-3	202	Jackson, Tenn./South Side HS/Motlow State CC
1	Trey Thompson	F	Sr.	6-9	265	Madison Ark./Forrest City HS
2	Adrio Bailey	F	So.	6-6	204	Campti, La./Lakeview HS
3	Khalil Garland	G	Fr.	6-5	198	Little Rock, Ark./Parkview HS
4	Daryl Macon	G	Sr.	6-3	185	Little Rock, Ark./Parkview HS/Holmes CC
5	Arlando Cook	F	Sr.	6-8	215	St. Louis, Mo./Madison Prep/Connors State College
10	Daniel Gafford	F	Fr.	6-11	217	El Dorado, Ark./El Dorado HS
11	Jalen Harris*	G	So.	6-2	166	Raleigh, N.C./Word of God Christian Academy/New Mexico
13	Dustin Thomas	F	Sr.	6-8	225	Texarkana, Texas/Pleasant Grove HS/Colorado
15	Jonathan Holmes	G	So.	5-10	190	Columbia, Ill./Columbia HS
20	Darius Hall	F	Fr.	6-6	202	Little Rock, Ark./Mills University Studies HS
22	Gabe Osabuohien	F	Fr.	6-8	219	Toronto, Canada/Southwest Christian Academy
23	C.J. Jones	G	So.	6-5	175	Birmingham, Ala./Central Park Christian
31	Anton Beard	G	Sr.	6-0	198	N. Little Rock, Ark./North Little Rock HS

*Will sit out the 2017-18 season due to NCAA transfer rules

COACHING STAFF »

Title	Name	Experience	Alma Mater
Head Coach	Mike Anderson	7th Year	Tulsa, '82
Associate Head Coach	Melvin Watkins	7th Year	Charlotte, '77
Assistant Coach	TJ Cleveland	7th Year	Arkansas, '02
Assistant Coach	Scotty Thurman	2nd Year	Philander-Smith, '03
Director of Operations	Matt Zimmerman	7th Year	Arkansas, '90
Director of S-A Development	Jeff Daniels	7th Year	Montevallo, '82
Video Coordinator	Will Bartlett	7th Year	Missouri, '09
Graduate Assistant	Riley Hall	2nd Year	Arkansas, '16
Graduate Assistant	Velton Kennedy	1st Year	Arkansas, '17
Athletic Trainer	Dave England	35th Year	Arkansas, '80



#0 Jaylen Barford
Sr. | G | 6-3 | 202 | Jackson, Tenn.



#1 Trey Thompson
Sr. | F | 6-9 | 265 | Madison, Ark.



#2 Adrio Bailey
So. | F | 6-6 | 204 | Campti, La.



#3 Khalil Garland
Fr. | G | 6-5 | 198 | Little Rock, Ark.



#4 Daryl Macon
Sr. | G | 6-3 | 185 | Little Rock, Ark.



#5 Arlando Cook
Sr. | F | 6-8 | 215 | St. Louis, Mo.



#10 Daniel Gafford
Fr. | F | 6-11 | 234 | El Dorado, Ark.



#11 Jalen Harris
So. | G | 6-2 | 164 | Raleigh, N.C.



#13 Dustin Thomas
Sr. | F | 6-8 | 225 | Texarkana, Texas



#15 Jonathan Holmes
So. | G | 5-10 | 190 | Columbia, Ill.



#20 Darius Hall
Fr. | F | 6-6 | 210 | Little Rock, Ark.



#22 Gabe Osabuohien
Fr. | F | 6-8 | 219 | Toronto, Canada



#23 C.J. Jones
So. | G | 6-5 | 175 | Birmingham, Ala.



#31 Anton Beard
Sr. | G | 6-0 | 185 | North Little Rock, Ark.



Mike Anderson
Head Coach | 7th Season

A-Z ROSTER »

No.	Name	Yr.
2	Bailey, Adrio	So.
0	Barford, Jaylen	Sr.
31	Beard, Anton	Sr.
5	Cook, Arlando	Sr.
10	Gafford, Daniel	Fr.
3	Garland, Khalil	Fr.
20	Hall, Darius	Fr.
11	Harris, Jalen	So.
15	Holmes, Jonathan	So.
23	Jones, C.J.	So.
4	Macon, Daryl	Sr.
22	Osabuohien, Gabe	Fr.
13	Thomas, Dustin	Sr.
1	Thompson, Trey	Sr.

BY STATE »

Alabama (1)		
23	C.J. Jones	Birmingham, Ala.
Arkansas (6)		
1	Trey Thompson	Madison Ark.
3	Khalil Garland	Little Rock, Ark.
4	Daryl Macon	Little Rock, Ark.
10	Daniel Gafford	El Dorado, Ark.
20	Darius Hall	Little Rock, Ark.
31	Anton Beard	N. Little Rock, Ark.
Canada (1)		
22	Gabe Osabuohien	Toronto
Illinois (1)		
15	Holmes, Jonathan	Columbia, Ill.
Louisiana (1)		
2	Adrio Bailey	Campti, La.
Missouri (1)		
5	Arlando Cook	St. Louis, Mo.
North Carolina (1)		
11	Jalen Harris*	Raleigh, N.C.
Tennessee (1)		
0	Jaylen Barford	Jackson, Tenn.
Texas (1)		
13	Dustin Thomas	Texarkana, Texas

BY CLASS »

SENIORS (6)		Pos.
0	Jaylen Barford	Sr.
1	Trey Thompson	Sr.
4	Daryl Macon	Sr.
5	Arlando Cook	Sr.
13	Dustin Thomas	Sr.
31	Anton Beard	Sr.
SOPHOMORES (4)		
2	Adrio Bailey	So.
11	Jalen Harris*	So.
15	Jonathan Holmes	So.
23	C.J. Jones	So.
FRESHMEN (4)		
3	Khalil Garland	Fr.
10	Daniel Gafford	Fr.
20	Darius Hall	Fr.
22	Gabe Osabuohien	Fr.

THE PRONUNCIATIONS »

Adrio Bailey: A-Dree-O
Gabe Osabuohien: oh-sah-BOY-en

A LOOK AT THE OTHER GUYS »

• Bucknell posted a 26-9 record last year, winning the Patriot League regular season and conference tournament championship.

• Selected as the preseason favorite to win the Patriot League, Bucknell has won six of the last seven regular season conference titles, including each of the last three.

• The Bison advanced to the NCAA Tournament last season, where they narrowly fell to West Virginia 86-80 in the first round.

• Bucknell returns 10 of their 13 players from a season ago, including their top-nine scorers, making up 93-percent of their offensive production.

• Arkansas and Bucknell's only previous meeting was in the first round of the 2006 NCAA Tournament, where the 9-seeded Bison knocked off the 8-seeded Razorbacks 59-55.

THE NON-CON SLATE »

• Arkansas is slated to play 13 non-conference games this year, with seven of those teams picked to finish in the top four of their respective league standings.

• The Razorbacks will play preseason favorite and defending Patriot League champion Bucknell in the second game of the year.

• Arkansas will have the chance to play three Final Four teams from last year during the regular season.

• Arkansas will tip it up against a pair of teams ranked in the Mid-Major Top 25 poll, Bucknell checking in at No. 6, followed by Samford at No. 20.

Opponent	Conference	Picked
Bucknell	Patriot	1st
Minnesota	Big 10	2nd
Samford	Southern	2nd
North Carolina^	Atlantic Coast	2nd
Troy	Sun Belt	3rd
CSU Bakersfield	Western Athletic	4th
Fresno State	Mountain West	4th
Colorado State	Mountain West	5th
Houston	American	6th
Oklahoma	Big 12	6th
Oral Roberts	Summit	7th
Portland^	West Coast	9th
Oklahoma State	Big 12	10th

^Could play on day two at the Phil Knight Invitational

PLENTY OF HELP TO GO AROUND »

• The Razorbacks return their top four assists leaders from SEC play a year ago as big man Trey Thompson showed off his passing ability and led the way with 36 helpers in 18 league games.

• According to @HogStats, Thompson is the tallest player in Arkansas history with more career assists (96) than made field goals (76).

BEST RETURNING DUO IN 24 YEARS »

• Jaylen Barford and Daryl Macon are the first Razorback duo since Scotty Thurman and Corliss Williamson to return after both players recorded 450-plus points and 70-plus assists the previous season. (via @HogStats)

Player	Season	Assists	Points
Daryl Macon	2016-17	80	483
Jaylen Barford	2016-17	72	459
Corliss Williamson	1993-94	74	695
Scotty Thurman	1993-94	103	539

EXCEEDING EXPECTATIONS »

• After being picked to finish sixth in the SEC by the media, Arkansas is looking to finish higher than it was picked for the fifth straight season.

Year	Picked	Finished
2017-18	6th	TBD
2016-17	5th	T-3rd
2015-16	11th	T-8th
2014-15	3rd	2nd
2013-14	8th	5th

SUSTAINED SUCCESS »

• The Razorbacks are one of four teams in the league to finish .500 or better in SEC play each of the last five years.

• Arkansas and Kentucky are the only schools to finish in the top three of the SEC in two of the last three years.

THE ART OF ORGANIZED CHAOS »

• During the Mike Anderson era over the last six years, Arkansas is tied for sixth in the country and ranks second among high major programs in forcing the opponent to 25-plus turnovers in a game. It's happened nine times and the Razorbacks are 9-0 in those contests. During the same span, Arkansas is 27-2 when forcing 20 turnovers in a game.

RUNS AND STREAKS »

• In the season opener against Samford, Arkansas had four different 10-0 runs, including a 16-0 spurt in the first half that turned a one-point deficit into a 15-point lead it would never relinquish.

• The Razorbacks held Samford scoreless for 6 minutes and 25 second during a stretch in the second half.



RECORD BREAKDOWN

At Home (Bud Walton Arena)	1-0
On The Road	0-0
Neutral	0-0
White Uniforms	1-0
Cardinal Uniforms	0-0
Anthracite Uniforms	0-0

HALFTIME/LEADS/OVERTIME

Leading at the half, home	1-0
Leading at the half, road/neutral	0-0
Tied at the half, home	0-0
Tied at the half, road/neutral	0-0
Trailing at the half, home	0-0
Trailing at the half, road/neutral	0-0
Games decided by 5 points or fewer	0-0
Games decided by 10 points or fewer	0-0
Leading with 5:00 left	1-0
Leading with 2:00 left	1-0
Overtime games	0-0

OFFENSE

Scoring less than 70 points	0-0
Scoring 70-79 points	0-0
Scoring 80-89 points	0-0
Scoring 90-99 points	1-0
Scoring 100+ points	0-0
2 Players Or Less in Double Figures	0-0
3 Players in Double Figures	0-0
4 Players in Double Figures	0-0
5 Players in Double Figures	0-0
6 Players in Double Figures	1-0
7 Players in Double Figures	0-0
1 Player Scores 20 Points	0-0
2 Players Score 20 Points	0-0
When shooting 50 percent or higher	1-0
When shooting less than 50 percent	0-0

REBOUNDING/TURNOVERS

When outrebounding opponent	1-0
When outrebounded	0-0
When rebounds are even	0-0
When grabbing 10+ offensive reb	0-0
When forcing 15+ turnovers	1-0
When committing less than 15 turnovers	1-0
When committing 15+ turnovers	0-0

Top Scorers (Includes Ties)

Jaylen Barford	1-0
Daryl Macon	1-0

Top Rebounders (Includes Ties)

Trey Thompson	1-0
--	0-0

Months

In November	1-0
In December	0-0
In January	0-0
In February	0-0
In March	0-0

NEWS AND NOTES »

• Arkansas has recorded eight victories over AP Top 25 teams during the Mike Anderson era, including at least one in five of his first six years. Last season, the Razorbacks went on the road and defeated No. 21 and eventual Final Four participant South Carolina.

• The Razorbacks are one of three high-major programs in the country with at least six seniors on their team this season, joining TCU and Minnesota.

• Arkansas is picked to finish sixth in the SEC by the media and has finished higher than it was picked each of the last four seasons.

• Daryl Macon and Jaylen Barford are looking to become the sixth and seventh players in program history to score 1,000 points as a Razorback in just two seasons. They could follow in the footsteps of Martin Terry, Scotty Thurman, Todd Day, Dusty Hannahs and Bobby Portis.

Player	Games	Years	PPG	Total Points
Martin Terry	52	1972-73	26.3	1,368
Scotty Thurman	65	1993-94	16.6	1,079
Todd Day	67	1989-90	16.5	1,109
Dusty Hannahs	68	2016-17	15.4	1,047
Bobby Portis	70	2014-15	15.0	1,047
Daryl Macon	37	2017-18	13.4	499
Jaylen Barford	37	2017-18	12.8	475

THE BEST SCORERS IN AMERICA »

• Sports Illustrated ranked the top 100 scorers in college basketball entering the 2017-18 season and Arkansas has two of the top 80 impact players in the country in Daryl Macon and Jaylen Barford.

• Arkansas is one of three teams in the SEC with two players ranked among the top 80 scorers in the country, joining Kentucky and Ole Miss.

• Macon is ranked No. 44 after scoring 13.4 points per game last year, while Barford is No. 79 after adding 12.8 points per contest as a junior.

MISCELLANEOUS STATISTICS »

Double-Figure Scoring Games

Player	13-14	14-15	15-16	16-17	17-18	Career
Anton Beard	--	8	7	14	1	30
Jaylen Barford	--	--	--	27	1	28
Daryl Macon	--	--	--	27	1	28
Dustin Thomas	1	3	--	4	--	8
Trey Thompson	--	0	2	0	--	2
C.J. Jones	--	--	--	2	1	3
Adrio Bailey	--	--	--	1	1	2
Daniel Gafford	--	--	--	--	1	1

20-Point Scoring Games

Player	13-14	14-15	15-16	16-17	17-18	Career
Jaylen Barford	--	--	--	5	--	5
Daryl Macon	--	--	--	3	--	3

30-Point Scoring Games

Player	13-14	14-15	15-16	16-17	17-18	Career
Daryl Macon	--	--	--	1	--	1

3 + Three-Pointers in a Game

Player	13-14	14-15	15-16	16-17	17-18	Career
Daryl Macon	--	--	--	11	1	12
Anton Beard	--	2	1	2	--	5
Jaylen Barford	--	--	--	2	--	2
Dustin Thomas	0	1	--	0	--	1
C.J. Jones	--	--	--	1	--	1

5 + Three-Pointers in a Game

Player	13-14	14-15	15-16	16-17	17-18	Career
Daryl Macon	--	--	--	1	--	1

Double Figure Rebounding Games

Player	13-14	14-15	15-16	16-17	17-18	Career
Trey Thompson	--	0	0	1	--	1

Double-Doubles

Player	13-14	14-15	15-16	16-17	17-18	Career
--	--	--	--	--	--	--

5 + Assist Games

Player	13-14	14-15	15-16	16-17	17-18	Career
Daryl Macon	--	--	--	5	1	6
Anton Beard	--	0	0	2	1	3
Trey Thompson	--	0	1	1	--	2
Jaylen Barford	--	--	--	1	1	2

3 + Steals in a Game

Player	13-14	14-15	15-16	16-17	17-18	Career
Anton Beard	--	4	1	2	--	7
Jaylen Barford	--	--	--	6	--	6
Daryl Macon	--	--	--	2	--	2
Dustin Thomas	0	1	--	1	--	2
Trey Thompson	--	0	0	1	--	1
Adrio Bailey	--	--	--	1	--	1

3 + Blocks in a Game

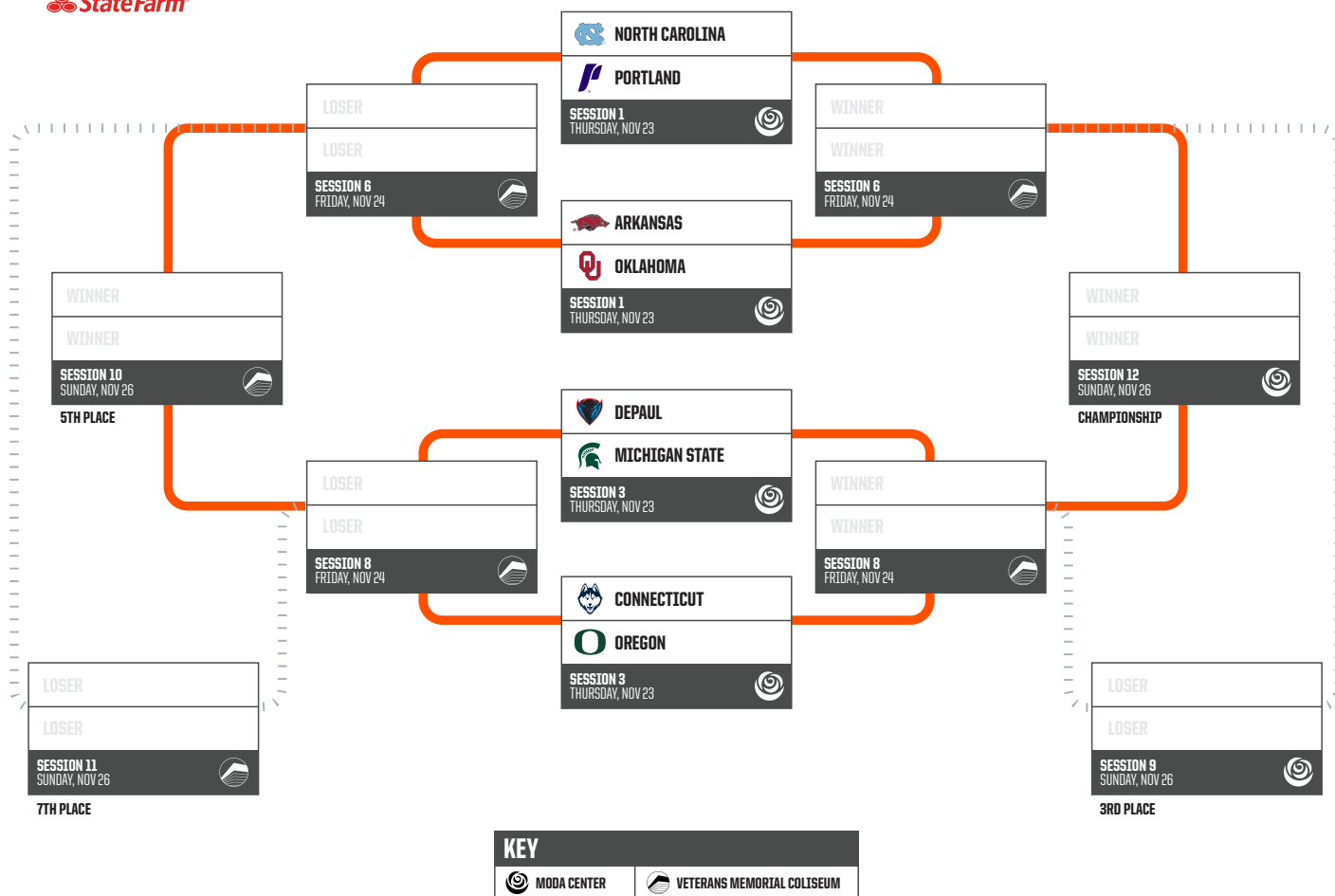
Player	13-14	14-15	15-16	16-17	17-18	Career
Trey Thompson	--	0	2	1	--	3
C.J. Jones	--	--	--	1	--	1
Arlando Cook	--	--	--	1	--	1
Daniel Gafford	--	--	--	--	1	1

"THE BEST COLLECTION OF COLLEGE BASKETBALL TEAMS IN THE HISTORY OF SPORTS"



PRESENTED BY
State Farm

VICTORY BRACKET



The Phil Knight Invitational presented by State Farm will be a two-tournament men's college basketball event held in Portland, Oregon honoring Nike Co-Founder Phil Knight for his 80th Birthday and in recognition of his significant contributions to collegiate basketball. Sixteen college teams will participate in what will be the best collection of college basketball teams in one event, at a single site, in the history of the sport.

ESPN and the Rose Quarter will host one of the largest regular season tournaments in college basketball history with games taking place in both the Moda Center and the Veterans Memorial Coliseum. The event will consist of two brackets of eight teams, with each bracket limited to one team per conference. Games will be played on Thursday, November 23; Friday, November 24; and Sunday, November 26.



MIKE ANDERSON



CAREER NUMBERS

At Arkansas: 129-74 (7th Year)

2017-18 » 1-0
2016-17 » 26-10 (NCAA, Second Round)
2015-16 » 16-16
2014-15 » 27-9 (NCAA, Third Round)
2013-14 » 22-12 (NIT, Second Round)
2012-13 » 19-13
2011-12 » 18-14

At Missouri: 111-57 (5 Years)

2010-11 » 23-11 (NCAA Second Round)
2009-10 » 23-11 (NCAA Second Round)
2008-09 » 31-7 (NCAA Elite Eight)
2007-08 » 16-16
2006-07 » 18-12

At Alabama-Birmingham (UAB): 89-41 (4 Years)

2005-06 » 24-7 (NCAA First Round)
2004-05 » 22-11 (NCAA Second Round)
2003-04 » 22-10 (NCAA Sweet 16, C-USA Co-Champs)
2002-03 » 21-13 (NIT Quarterfinals)

Overall Record **329-172 (16th Year)**

IT'S A NUMBERS GAME

Postseason Tournaments

1 2 3 4 5 6 7 8 9 10

20-Win Seasons

1 2 3 4 5 6 7 8 9 10

NCAA Tournaments

1 2 3 4 5 6 7 8

30-Win Seasons

1

Losing Seasons

0

PERSONAL INFO

Born: Dec. 12, 1959
Hometown: Birmingham, Ala.
Alma Mater: Tulsa (1982)
Wife: Marcheita
Children: Darcheita, Michael Jr., Yvonne
Date Named Head Coach at Arkansas: March 23, 2011

HEAD COACH
7TH SEASON AT ARKANSAS
16TH SEASON OVERALL

Razorback Nation welcomed home one of its own on March 23, 2011, when Mike Anderson was named the 12th head men's basketball coach in Arkansas history. Charged with bringing back the winning tradition that was synonymous with the Razorback program throughout the '80s and '90s, Anderson enters his seventh season at Arkansas and 16th year as a head coach in 2017-18.

Anderson continued to bring Razorback basketball back to national relevance in 2016-17, leading Arkansas to a 26-10 record, a spot in the SEC Tournament Championship game and on the brink of knocking off the eventual National Champion North Carolina Tar Heels with the Sweet 16 on the line.

The Razorbacks posted the seventh-most wins in program history last season, as Anderson led his squad to 12 SEC victories for the fifth time in school history and captured six conference road victories, tying the 1994 championship team and the 2015 NCAA Tournament squad for the most in the SEC era. The Razorbacks ended the season 8-3 in their last 11 SEC road contests, the best stretch since the end of the 1993-94 and beginning of the 1994-95 seasons. Arkansas used its second-best free throw percentage in school history (.761) to post a 4-0 record in games decided by one possession and a perfect 24-0 mark when leading with two minutes left in the contest.

The outlook on Razorback basketball has never been brighter, as Anderson welcomes a top-25 recruiting class to Fayetteville for the upcoming season that features four of the top five players in the state of Arkansas. Three of the four players are listed as four-star prospects by ESPN as Anderson's staff continues to land the best talent in the state.

During the last four years, 17 current or former players have received their degree from the University of Arkansas, including five individuals during the 2016-17 season. Seniors Dusty Hannahs, Moses Kingsley and Manuele Watkins walked across the stage, while junior Trey Thompson participated in commencement and is scheduled to complete his degree in December and wear the coveted "SEC Graduate" patch on his uniform during the 2017-18 campaign. Former Razorback great and all-time assist leader Kareem Reid walked across the stage 18 years after his final game as a Hog, and former graduate transfer Willy Kouassi graduated in the summer of 2017 with his master's degree.

During his first six seasons at Arkansas, Anderson produced a 128-74 record and was the first head coach in program history to win 18 or more games in each of his first four years. Anderson has also re-established Bud Walton Arena as one of the toughest places to play and brought excitement back to the tradition-rich program. Since his return to Fayetteville, the Razorbacks are tied for the fourth-most home victories in the country with 95 and are one of four teams in the country with 95-plus wins and 15 or fewer losses at home over the last six seasons. The 2012-13 squad posted just the third unbeaten SEC home record (9-0) in program history and the first since 1998. The success on-and-off the court has translated into fan support as Arkansas returned to the top 25 in national attendance the first six years, including No. 12 in 2016-17.

CONSISTENCY

Head coach Mike Anderson is one of just four current Division I coaches with 15-plus years of head coaching experience and zero losing seasons. He is the only coach to accomplish the feat at three different programs.

Coach	Schools	Yrs
Roy Williams	Kansas/UNC	27
Tom Izzo	Michigan State	20
Mark Few	Gonzaga	16
Mike Anderson	UAB/Missouri/Arkansas	15

BY THE NUMBERS »

4

» At least four Arkansas players have earned SEC Academic Honor Roll honors each of the last four years.

18

» Arkansas has had 18 current and former players graduate since May 2014, averaging 4.5 graduates per academic year.

21

» During the last four years, men's basketball has earned 21 SEC All-Academic honors, including seven in 2015-16.


PLAY HARD ACT RIGHT

• Senior Trey Thompson has already participated in commencement and is scheduled to complete his degree in December and wear the coveted "SEC Graduate" patch on his uniform during the remainder of the 2017-18 campaign.

• Arkansas had a team grade point average of 2.93 last year, while all four incoming freshman had over a 3.3 GPA during their summer term.

18

CURRENT OR FORMER PLAYERS HAVE GRADUATED IN THE LAST 4 YEARS



THE NATIONAL POLLS »

Associated Press Poll - (Preseason)

RK	TEAM	RECORD	POINTS
1	Duke (33)	0-0	1,572
2	Michigan State (13)	0-0	1,520
3	Arizona (18)	0-0	1,506
4	Kansas (1)	0-0	1,439
5	Kentucky	0-0	1,340
6	Villanova	0-0	1,284
7	Wichita State	0-0	1,270
8	Florida	0-0	1,100
9	North Carolina	0-0	1,047
10	USC	0-0	995
11	West Virginia	0-0	840
12	Cincinnati	0-0	837
13	Miami	0-0	836
14	Notre Dame	0-0	814
15	Minnesota	0-0	642
16	Louisville	0-0	570
17	Xavier	0-0	544
18	Gonzaga	0-0	500
19	Northwestern	0-0	473
20	Purdue	0-0	362
21	UCLA	0-0	340
22	Saint Mary's	0-0	333
23	Seton Hall	0-0	274
24	Baylor	0-0	163
25	Texas A&M	0-0	130

Others receiving votes: **Alabama 86**, Virginia 57, Rhode Island 49, TCU 46, Providence 34, **Missouri 19**, Virginia Tech 16, Wisconsin 14, Butler 13, Texas 10, **Oklahoma 7**, Maryland 7, Nevada 7, Michigan 6, Dayton 5, Middle Tennessee 4, Ball State 4, SMU 3, Oakland 2, Oregon 2, UCF 1, **South Carolina 1**, Harvard 1

USA Today Coaches Poll (Preseason)

RK	TEAM	RECORD	POINTS
1	Duke (20)	0-0	774
2	Michigan State (9)	0-0	747
3	Kansas	0-0	723
4	Kentucky	0-0	678
5	Arizona (2)	0-0	654
6	Villanova	0-0	623
7	Florida (1)	0-0	549
8	Wichita State	0-0	543
9	North Carolina	0-0	515
10	West Virginia	0-0	458
11	USC	0-0	396
12	Miami	0-0	383
13	Cincinnati	0-0	349
14	Notre Dame	0-0	305
15	Minnesota	0-0	303
16	Louisville	0-0	295
17	Xavier	0-0	284
18	UCLA	0-0	275
19	Gonzaga	0-0	242
20	Northwestern	0-0	208
21	Purdue	0-0	167
22	Saint Mary's	0-0	152
23	Seton Hall	0-0	139
24	Baylor	0-0	107
25	Alabama	0-0	82

Others receiving votes: **Texas A&M 76**, Virginia 57, Butler 43, **Missouri 35**, TCU 32, Rhode Island 31, Wisconsin 21, Providence 21, Maryland 20, **Oklahoma 19**, Oakland 19, Texas 13, Michigan 13, Virginia Tech 12, Oregon 12, SMU 6, Creighton 6, Georgia Tech 3, **Georgia 3**, Harvard 2, **Arkansas 2**, Florida State 1, Nevada 1, South Carolina 1

WEEK-BY-WEEK RANKINGS »

WEEK	AP	COACHES	NCAA RPI
Preseason	NR	RV	--
Nov. 13			--
Nov. 20			--
Nov. 27			--
Dec. 4			--
Dec. 11			--
Dec. 18			--
Dec. 25			--
Jan. 1			--
Jan. 8			--
Jan. 15			--
Jan. 22			--
Jan. 29			--
Feb. 5			--
Feb. 12			--
Feb. 19			--
Feb. 26			--
March 5			--
March 12			--
April 2 (Final)			--

The Last time Arkansas was ranked in the AP...

Top 25:	No. 21	March 16, 2015
Top 15:	No. 15	Nov. 14, 2000
Top 10:	No. 6	1994-95 Final Poll
Top 5:	No. 5	March 7, 1995
No. 1:	No. 1	1994-95 Preseason Poll

» QUICK FACTS »

ABOUT ARKANSAS

Location..... Fayetteville, Ark.
Enrollment27,558
Founded.....1871
Colors..... Cardinal (PMS 201) and White
Nickname.....Razorbacks
Conference.....Southeastern (SEC)
Arena (Capacity).....Bud Walton Arena (19,200)

ADMINISTRATION

System President..... Dr. Donald R. Bobbitt
Chancellor.....Dr. Joseph E. Steinmetz
Vice Chancellor and Athletic Director.....Jeff Long
Faculty Representative.....Gerald Jordan

COMMUNICATIONS

Associate Communications Director.....David Beall
Email.....jdb048@uark.edu
Office Phone..... 479-575-3114
Cell Phone.....479-445-5336
Twitter.....@Beall_sid
Secondary Contact.....Brent Hull
Email.....bwh003@uark.edu
Office Fax.....479-575-7481
Athletic Website.....ArkansasRazorbacks.com
Bud Walton Arena Press Row.....479-575-6622
Arkansas Ticket Office.....479-575-5151

HISTORY

First Year.....1923-24
Seasons.....95th
Overall Conference Championships . 24 (2 SEC, 22 SWC)
SEC Overall Championships.....2 (1992, 1994)
SEC Division Championships .. 4 (1992, 1993, 1994, 1995)
SEC Tournament Championships.....1 (2000)
NCAA Tournament Appearances.....31*
National Championships.....1 (1994)
National Runner-Up.....1 (1995)
NCAA Final Fours.....6 (1941, 1945, 1978, 1990, 1994, 1995)
NCAA Elite Eight.....6 (1978, 1979, 1990, 1994, 1995)
NCAA Sweet 16.....10
NIT Record (App.).....5-4 (3)

* - Arkansas also received a bid in 1944 but was unable to participate due to a car accident. Total number of appearances is 31.

» THE LITTLE THINGS MATTER »

Player	Deflections	Charges	Steals	Dunks	Blocks
Adrio Bailey	8	0	1	3	2
Jaylen Barford	3	0	1	1	1
Anton Beard	4	0	1	0	0
Arlando Cook	0	0	0	0	0
Daniel Gafford	7	0	0	3	3
Khalil Garland	0	0	0	0	0
Darious Hall	3	0	1	1	0
Jonathan Holmes	0	0	0	0	0
C.J. Jones	4	0	0	1	0
Daryl Macon	4	0	2	0	0
Gabe Osabuohien	2	2	0	1	0
Dustin Thomas	0	0	0	0	0
Trey Thompson	8	0	1	2	0
Totals	43	2	7	12	6

» HONORS AND AWARDS »

Daryl Macon

- Preseason coaches All-SEC second team
- SEC All-Tournament Team (2017)
- SEC Player of the Week (Feb. 20, 2017)
- MVP of the Lone Star Shootout (2017)

Jaylen Barford

- Preseason coaches All-SEC second team

Anton Beard

- SEC All-Freshman (2015)
- SEC Freshman of the Week (Feb. 23, 2015)

Trey Thompson

- SEC Winter Academic Honor Roll (2015-16)
- SEC First Year Academic Honor Roll (2014-15)

Dustin Thomas

- SEC First Year Academic Honor Roll (2015-16)

» PROHOGS BY THE NUMBERS »

#PR HOGS

37

» Arkansas has had 37 all-time NBA Draft selections from 35 different players in program history.

16

» The Razorbacks have 16 All-Star game appearances by Joe Johnson (7), Sidney Moncrief (5) and Alvin Robertson (4).

12

» Arkansas has 12 first round NBA Draft picks in program history with Sidney Moncrief going No. 5 overall in 1979.

#PROHOGS PRODUCTION »

Arkansas has had 29 former players go on to play in the NBA, including three this season as listed below.

Player	Team	Yrs	Draft Class
Joe Johnson	Jazz	17th	2001 - 10th (UTA)
Patrick Beverley	Rockets	6th	2009 - 42nd (LAC)
Bobby Portis	Bulls	3rd	2015 - 22nd (CHI)

POINTS »

- Scored 100+ : 12/01/2015 - 117 vs. Northwestern State
- Scored 100+ in an SEC game: 2/10/2015 - 101 vs. Auburn
- Scored fewer than 50: 2/09/2016 - 46 at Mississippi State

OVERTIME GAMES »

- Played in an OT game: 1/30/2016 vs. Texas Tech, W, 75-68 (OT)
- Played in a 2OT game: 1/16/2013 vs. Auburn, W, 88-80 (2 OT)
- Played in a 3OT game: 2/09/1980 vs. Houston, L, 90-84 (3 OT)

VERSUS TOP-25 OPPONENTS »

- Beat an AP Top 25-ranked opponent: 02/15/2017 at No. 21 South Carolina, W, 83-76
- Beat an AP Top 10 team: 1/27/2016 vs. No. 5 Texas A&M, W, 74-71
- Beat an AP Top 5 team: 1/27/2016 vs. No. 5 Texas A&M, W, 74-71

VERSUS TOP-25 OPPONENTS ON THE ROAD »

- Beat an AP Top 25 team on road: 02/15/2017 at No. 21 South Carolina, W, 83-76
- Beat an AP Top 5 team on road: 2/09/1994 at No. 4 Kentucky, W, 90-82

DOUBLE-DOUBLES »

- Two players in same game: vs. Auburn (2/17/2016)
 - Moses Kingsley (20 pts, 10 rebs) and Jabril Durham (12 pts, 10 asts)

3-POINT SHOOTING »

- 10+ 3FGM in a game: 2/18/2017 - 12 vs. Ole Miss
- 15+ 3FGM in a game: 1/09/2016 - 16 vs. Mississippi State

AT THE CHARITY STRIPE »

- Attempted 30+ FT in a game: 1/21/2017 - 35 vs. LSU
- 20+ FTM in a game: 3/10/2017 - 20 (of 23) vs. Ole Miss
- 25+ FTM in a game: 1/21/2017 - 25 (of 35) vs. LSU

ASSISTS »

- Had 20+ assists: 11/10/17 - 28 vs. Samford
- Had 25+ assists: 11/10/17 - 28 vs. Samford
- Had 2 players with 5+ assists: 11/10/17 vs. Samford (Macon - 8, Barford & Beard - 6)
- Had 3 players with 5+ assists: 11/10/17 vs. Samford (Macon - 8, Barford & Beard - 6)

POINTS »

- Scored 30-39 points in a game: 02/18/2017 - 30 by Daryl Macon vs. Ole Miss
- Scored 40-49 points in a game: 01/11/1992 - 43 by Todd Day vs. LSU
- Scored 50+ points in a game: 11/13/2009 - 51 by Rotnei Clarke vs. Alcorn State

DOUBLE-DOUBLES »

- Points/Rebounds: 3/11/2017 - 12 pts and 13 rebs by Moses Kingsley vs. Vanderbilt
- Points/Assists: 2/17/2016 - 12 pts and 10 asts by Jabril Durham vs. Auburn

REBOUNDS »

- Had 15+ rebounds in a game: 03/07/2015 - 15 by Bobby Portis vs. LSU
- Had 20+ rebounds in a game: 11/21/1997 - 23 by Nick Davis vs. Jackson State

THREE-POINT SHOOTING »

- 5+ 3FGM in a game: 2/18/2017 - 6 (9 att) by Daryl Macon vs. Ole Miss

AT THE CHARITY STRIPE »

- 10+ FTA in a game: 3/10/2017 - 10 by Daryl Macon vs. Ole Miss
- 10+ FTM in a game: 2/1/2017 - 11 (12 att) by Moses Kingsley vs. Alabama

ASSISTS »

- 5+ assists in a game: 11/10/17 vs. Samford (Macon - 8, Barford & Beard - 6)
- Consecutive 5+ assists games: 03/05/2016 vs. South Carolina (11) and 03/10/2016 (6) vs. Florida by Jabril Durham
- 10+ assists in a game: 03/05/2016 - 11 by Jabril Durham vs. South Carolina
- Consecutive 10+ assists games: 01/16/2010 vs. Alabama (10) and 01/21/2010 vs. Florida (11) by Courtney Fortson

BLOCKS »

- Had 3+ blocks in a game: 11/10/17 - 3 by Daniel Gafford vs. Samford
- Had 5+ blocks in a game: 2/11/2017 - 5 by Moses Kingsley at LSU

STEALS »

- Had 5+ steals in a game: 01/09/2016 - 6 by Jabril Durham vs. Mississippi State
- Had consecutive 5+ steal games: 01/01/2006 vs. Western Ill. (5) and 01/07/2006 vs. Miss. St. (5) by Ronnie Brewer

▶ **STARTING LINEUPS** »

Date	Opponent	G	G	G	F	F	Outcome
Nov. 10	Samford	Barford	Macon	Beard	Bailey	Thompson	W, 95-56
Nov. 12	Bucknell	--	--	--	--	--	--
Nov. 17	Fresno State	--	--	--	--	--	--
Nov. 23	vs. Oklahoma^	--	--	--	--	--	--
Nov. 24	vs. UNC/Portland^	--	--	--	--	--	--
Nov. 26	vs. TBD^	--	--	--	--	--	--
Dec. 2	at Houston	--	--	--	--	--	--
Dec. 5	Colorado State	--	--	--	--	--	--
Dec. 9	Minnesota	--	--	--	--	--	--
Dec. 16	vs. Troy+	--	--	--	--	--	--
Dec. 19	Oral Roberts	--	--	--	--	--	--
Dec. 27	CSU Bakersfield	--	--	--	--	--	--
Dec. 30	Tennessee*	--	--	--	--	--	--
Jan. 2	at Mississippi State*	--	--	--	--	--	--
Jan. 6	at Auburn*	--	--	--	--	--	--
Jan. 10	LSU*	--	--	--	--	--	--
Jan. 13	Missouri*	--	--	--	--	--	--
Jan. 17	at Florida*	--	--	--	--	--	--
Jan. 20	Ole Miss*	--	--	--	--	--	--
Jan. 23	at Georgia*	--	--	--	--	--	--
Jan. 27	Oklahoma State	--	--	--	--	--	--
Jan. 30	at Texas A&M*	--	--	--	--	--	--
Feb. 3	at LSU*	--	--	--	--	--	--
Feb. 6	South Carolina*	--	--	--	--	--	--
Feb. 10	Vanderbilt*	--	--	--	--	--	--
Feb. 13	at Ole Miss*	--	--	--	--	--	--
Feb. 17	Texas A&M*	--	--	--	--	--	--
Feb. 20	Kentucky*	--	--	--	--	--	--
Feb. 24	at Alabama*	--	--	--	--	--	--
Feb. 27	Auburn*	--	--	--	--	--	--
March 3	at Missouri*	--	--	--	--	--	--

^ Phil Knight Invitational (Portland, Oregon)

+ at Verizon Arena (North Little Rock, Ark.)

* SEC Game

% Big12/SEC Challenge

LEADS & DEFICITS »

Date	Opponent	Largest Lead	Largest Deficit	Time Led	Time Trailed	Time Tied	Outcome
Nov. 10	Samford	44 (2nd - 12:09)	1 (1st - 16:52)	38:45	0:07	1:08	W, 95-56
Nov. 12	Bucknell	--	--	--	--	--	--
Nov. 17	Fresno State	--	--	--	--	--	--
Nov. 23	vs. Oklahoma^	--	--	--	--	--	--
Nov. 24	vs. UNC/Portland^	--	--	--	--	--	--
Nov. 26	vs. TBD^	--	--	--	--	--	--
Dec. 2	at Houston	--	--	--	--	--	--
Dec. 5	Colorado State	--	--	--	--	--	--
Dec. 9	Minnesota	--	--	--	--	--	--
Dec. 16	vs. Troy+	--	--	--	--	--	--
Dec. 19	Oral Roberts	--	--	--	--	--	--
Dec. 27	CSU Bakersfield	--	--	--	--	--	--
Dec. 30	Tennessee*	--	--	--	--	--	--
Jan. 2	at Mississippi State*	--	--	--	--	--	--
Jan. 6	at Auburn*	--	--	--	--	--	--
Jan. 10	LSU*	--	--	--	--	--	--
Jan. 13	Missouri*	--	--	--	--	--	--
Jan. 17	at Florida*	--	--	--	--	--	--
Jan. 20	Ole Miss*	--	--	--	--	--	--
Jan. 23	at Georgia*	--	--	--	--	--	--
Jan. 27	Oklahoma State	--	--	--	--	--	--
Jan. 30	at Texas A&M*	--	--	--	--	--	--
Feb. 3	at LSU*	--	--	--	--	--	--
Feb. 6	South Carolina*	--	--	--	--	--	--
Feb. 10	Vanderbilt*	--	--	--	--	--	--
Feb. 13	at Ole Miss*	--	--	--	--	--	--
Feb. 17	Texas A&M*	--	--	--	--	--	--
Feb. 20	Kentucky*	--	--	--	--	--	--
Feb. 24	at Alabama*	--	--	--	--	--	--
Feb. 27	Auburn*	--	--	--	--	--	--
March 3	at Missouri*	--	--	--	--	--	--

^ Phil Knight Invitational (Portland, Oregon)

+ at Verizon Arena (North Little Rock, Ark.)

* SEC Game

% Big12/SEC Challenge

▶ GAME-BY-GAME LEADERS »

Date	Opponent	Points	Rebounds	Assists	Steals	Blocks
Nov. 10	Samford	Two Players (16)	Thompson (8)	Macon (8)	Macon (2)	Gafford (3)
Nov. 12	Bucknell	--	--	--	--	--
Nov. 17	Fresno State	--	--	--	--	--
Nov. 23	vs. Oklahoma^	--	--	--	--	--
Nov. 24	vs. UNC/Portland^	--	--	--	--	--
Nov. 26	vs. TBD^	--	--	--	--	--
Dec. 2	at Houston	--	--	--	--	--
Dec. 5	Colorado State	--	--	--	--	--
Dec. 9	Minnesota	--	--	--	--	--
Dec. 16	vs. Troy+	--	--	--	--	--
Dec. 19	Oral Roberts	--	--	--	--	--
Dec. 27	CSU Bakersfield	--	--	--	--	--
Dec. 30	Tennessee*	--	--	--	--	--
Jan. 2	at Mississippi State*	--	--	--	--	--
Jan. 6	at Auburn*	--	--	--	--	--
Jan. 10	LSU*	--	--	--	--	--
Jan. 13	Missouri*	--	--	--	--	--
Jan. 17	at Florida*	--	--	--	--	--
Jan. 20	Ole Miss*	--	--	--	--	--
Jan. 23	at Georgia*	--	--	--	--	--
Jan. 27	Oklahoma State	--	--	--	--	--
Jan. 30	at Texas A&M*	--	--	--	--	--
Feb. 3	at LSU*	--	--	--	--	--
Feb. 6	South Carolina*	--	--	--	--	--
Feb. 10	Vanderbilt*	--	--	--	--	--
Feb. 13	at Ole Miss*	--	--	--	--	--
Feb. 17	Texas A&M*	--	--	--	--	--
Feb. 20	Kentucky*	--	--	--	--	--
Feb. 24	at Alabama*	--	--	--	--	--
Feb. 27	Auburn*	--	--	--	--	--
March 3	at Missouri*	--	--	--	--	--

^ Phil Knight Invitational (Portland, Oregon)

+ at Verizon Arena (North Little Rock, Ark.)

* SEC Game

% Big12/SEC Challenge

Date	Opponent	Deflections	Charges	Steals	Dunks	Blocks
Nov. 10	Samford	43	2	7	12	6
Nov. 12	Bucknell	--	--	--	--	--
Nov. 17	Fresno State	--	--	--	--	--
Nov. 23	vs. Oklahoma^	--	--	--	--	--
Nov. 24	vs. UNC/Portland^	--	--	--	--	--
Nov. 26	vs. TBD^	--	--	--	--	--
Dec. 2	at Houston	--	--	--	--	--
Dec. 5	Colorado State	--	--	--	--	--
Dec. 9	Minnesota	--	--	--	--	--
Dec. 16	vs. Troy+	--	--	--	--	--
Dec. 19	Oral Roberts	--	--	--	--	--
Dec. 27	CSU Bakersfield	--	--	--	--	--
Dec. 30	Tennessee*	--	--	--	--	--
Jan. 2	at Mississippi State*	--	--	--	--	--
Jan. 6	at Auburn*	--	--	--	--	--
Jan. 10	LSU*	--	--	--	--	--
Jan. 13	Missouri*	--	--	--	--	--
Jan. 17	at Florida*	--	--	--	--	--
Jan. 20	Ole Miss*	--	--	--	--	--
Jan. 23	at Georgia*	--	--	--	--	--
Jan. 27	Oklahoma State	--	--	--	--	--
Jan. 30	at Texas A&M*	--	--	--	--	--
Feb. 3	at LSU*	--	--	--	--	--
Feb. 6	South Carolina*	--	--	--	--	--
Feb. 10	Vanderbilt*	--	--	--	--	--
Feb. 13	at Ole Miss*	--	--	--	--	--
Feb. 17	Texas A&M*	--	--	--	--	--
Feb. 20	Kentucky*	--	--	--	--	--
Feb. 24	at Alabama*	--	--	--	--	--
Feb. 27	Auburn*	--	--	--	--	--
March 3	at Missouri*	--	--	--	--	--
TOTALS		43	2	7	12	6

^ Phil Knight Invitational (Portland, Oregon)

+ at Verizon Arena (North Little Rock, Ark.)

* SEC Game

% Big12/SEC Challenge

» MISCELLANEOUS TEAM STATS »

Date	Opponent	W/L	Points In Paint			Pts Off Turnovers			2nd Chance Pts			Fast Break Pts		
			Ark	Opp.	Diff.	Ark	Opp.	Diff.	Ark	Opp.	Diff.	Ark	Opp.	Diff.
Nov. 10	Samford	W	44	20	+24	35	14	+21	7	17	-10	19	9	+10
Nov. 12	Bucknell	--	--	--	--	--	--	--	--	--	--	--	--	--
Nov. 17	Fresno State	--	--	--	--	--	--	--	--	--	--	--	--	--
Nov. 23	vs. Oklahoma^	--	--	--	--	--	--	--	--	--	--	--	--	--
Nov. 24	vs. UNC/Portland^	--	--	--	--	--	--	--	--	--	--	--	--	--
Nov. 26	vs. TBD^	--	--	--	--	--	--	--	--	--	--	--	--	--
Dec. 2	at Houston	--	--	--	--	--	--	--	--	--	--	--	--	--
Dec. 5	Colorado State	--	--	--	--	--	--	--	--	--	--	--	--	--
Dec. 9	Minnesota	--	--	--	--	--	--	--	--	--	--	--	--	--
Dec. 16	vs. Troy+	--	--	--	--	--	--	--	--	--	--	--	--	--
Dec. 19	Oral Roberts	--	--	--	--	--	--	--	--	--	--	--	--	--
Dec. 27	CSU Bakersfield	--	--	--	--	--	--	--	--	--	--	--	--	--
Dec. 30	Tennessee*	--	--	--	--	--	--	--	--	--	--	--	--	--
Jan. 2	at Mississippi State*	--	--	--	--	--	--	--	--	--	--	--	--	--
Jan. 6	at Auburn*	--	--	--	--	--	--	--	--	--	--	--	--	--
Jan. 10	LSU*	--	--	--	--	--	--	--	--	--	--	--	--	--
Jan. 13	Missouri*	--	--	--	--	--	--	--	--	--	--	--	--	--
Jan. 17	at Florida*	--	--	--	--	--	--	--	--	--	--	--	--	--
Jan. 20	Ole Miss*	--	--	--	--	--	--	--	--	--	--	--	--	--
Jan. 23	at Georgia*	--	--	--	--	--	--	--	--	--	--	--	--	--
Jan. 27	Oklahoma State	--	--	--	--	--	--	--	--	--	--	--	--	--
Jan. 30	at Texas A&M*	--	--	--	--	--	--	--	--	--	--	--	--	--
Feb. 3	at LSU*	--	--	--	--	--	--	--	--	--	--	--	--	--
Feb. 6	South Carolina*	--	--	--	--	--	--	--	--	--	--	--	--	--
Feb. 10	Vanderbilt*	--	--	--	--	--	--	--	--	--	--	--	--	--
Feb. 13	at Ole Miss*	--	--	--	--	--	--	--	--	--	--	--	--	--
Feb. 17	Texas A&M*	--	--	--	--	--	--	--	--	--	--	--	--	--
Feb. 20	Kentucky*	--	--	--	--	--	--	--	--	--	--	--	--	--
Feb. 24	at Alabama*	--	--	--	--	--	--	--	--	--	--	--	--	--
Feb. 27	Auburn*	--	--	--	--	--	--	--	--	--	--	--	--	--
March 3	at Missouri*	--	--	--	--	--	--	--	--	--	--	--	--	--
TOTALS		1-0	44	20	+24	35	14	+21	7	17	-10	19	9	+10

^ Phil Knight Invitational (Portland, Oregon)

+ at Verizon Arena (North Little Rock, Ark.)

* SEC Game

% Big12/SEC Challenge

JAYLEN BARFORD



#0 | Senior | Guard | 6-3 | 202 | Jackson, Tenn. | Motlow State CC

BARFORD'S NEWS & NOTES »

- Named to preseason coaches All-SEC second team.
- Averaged 21.0 points per game during the two exhibitions, going 16-of-25 from the floor.
- Scored a game-high 23 points against Central Oklahoma in Arkansas' first exhibition.
- Finished third on the team in scoring last season, averaging 12.8 points per game.
- Tallied five 20-point games, all coming away from Bud Walton Arena.
- Pulled down multiple rebounds in each of the final 28 games of the season.
- Tied for third on the team in rebounding at 3.8 per game as a junior.
- Finished second on the team with 72 assists and had 21 games with multiple dimes last season.
- Averaged 16.4 points per game over the final 11 contests of his junior season.
- Scored 10-plus points in the first half in seven of the 12 road/neutral site games against an SEC opponent, including the semifinals of the SEC Tournament against Vanderbilt last year.

GAME-BY-GAME STATS »

Opponent	Date	gs	min	Total		3-Pointers		Free throws		Rebounds				pf	a	t/o	blk	stl	pts	avg
				fg-fga	pct	3fg-fga	pct	ft-fga	pct	off	def	tot	avg							
SAMFORD	11/10/17	*	29	5-11	.455	2-5	.400	4-5	.800	0	4	4	4.0	3	6	2	1	1	16	16.0
Totals		1	29	5-11	.455	2-5	.400	4-5	.800	0	4	4	4.0	3	6	2	1	1	16	16.0

Games played: 1
Minutes/game: 29.0
Points/game: 16.0
FG Pct: 45.5
3FG Pct: 40.0
FT Pct: 80.0

Rebounds/game: 4.0
Assists/game: 6.0
Turnovers/game: 2.0
Assist/turnover ratio: 3.0
Steals/game: 1.0
Blocks/game: 1.0

PERSONAL BESTS »

POINTS

Season: 16 vs. Samford (11/10/17)
Career: 23 (2x) last at South Carolina (2/15/17)

FIELD GOALS

Season: 5 vs. Samford (11/10/17)
Career: 9 at South Carolina (2/15/17)

FIELD GOALS ATTEMPTED

Season: 11 vs. Samford (11/10/17)
Career: 18 at No. 12 Florida (3/1/17)

3-POINT FIELD GOALS

Season: 2 vs. Samford (11/10/17)
Career: 3 (2x) last vs. Ole Miss (3/10/17)

3-POINT FG ATTEMPTS

Season: 5 vs. Samford (11/10/17)
Career: 6 vs. No. 1 North Carolina (3/19/17)

FREE THROWS MADE

Season: 4 vs. Samford (11/10/17)
Career: 7 at Missouri (2/4/17)

FREE THROWS ATTEMPTS

Season: 5 vs. Samford (11/10/17)
Career: 9 at Auburn (2/15/17)

REBOUNDS

Season: 4 vs. Samford (11/10/17)
Career: 7 vs. Seton Hall (3/17/17)

ASSISTS

Season: 6 vs. Samford (11/10/17)
Career: 6, (2x) last vs. Samford (11/10/17)

STEALS

Season: 1 vs. Samford (11/10/17)
Career: 4 (2x) last vs. Seton Hall (3/17/17)

BLOCKS

Season: 1 vs. Samford (11/10/17)
Career: 2 vs. North Florida (12/10/16)

MINUTES

Season: 29 vs. Samford (11/10/17)
Career: 35 vs. LSU (1/21/17)

CAREER STATISTICS AT ARKANSAS »

			Total		3-Point		F-Throws		Rebounds											Scoring	
Season	gp-gs	min/avg	fg-fga	pct	fg-fga	pct	ft-fga	pct	off	def	tot	avg	pf	fo	ast	to	blk	stl	pts	avg	
2016-17	36-30	914/25.4	174-397	.438	29-109	.266	82-109	.752	39	97	136	3.8	81	0	72	71	6	44	459	12.8	
2017-18	1-1	29/29.0	5-11	.455	2-5	.400	4-5	.800	0	4	4	4.0	3	0	6	2	1	1	16	16.0	
TOTAL	37-31	943/25.5	179-408	.439	31-114	.272	86-114	.754	39	101	140	3.8	84	0	78	73	7	45	475	12.8	

TREY THOMPSON



#1 | Senior | Forward | 6-9 | 265 | Madison, Ark. | Forrest City HS

THOMPSON'S NEWS & NOTES »

- Is second on the team with 80 games played as a Razorback.
- Averaged 2.4 points, 3.3 rebounds and 1.6 assists per contest.
- Averaged 4.5 rebounds over the final 10 games of the season.
- Finished second on the team with 29 blocks, including multiple swats in 12 games.
- Had the second-best assist-to-turnover ratio on the team at 2.5 with 56 assists and only 22 turnovers.
- Dished out a season-high six assists against Texas A&M (Feb. 22).
- Shot 61.8 percent (34-55) from the field, the best field goal percentage on the team.
- Had a career-high 11 rebounds in a road win over Auburn (Feb. 25).
- Scored a season-high eight points in victories over Missouri (Jan. 14) and Ole Miss (Feb. 18).

GAME-BY-GAME STATS »

Opponent	Date	gs	min	Total		3-Pointers		Free throws		Rebounds				pf	a	t/o	blk	stl	pts	avg
				fg-fga	pct	3fg-fga	pct	ft-fa	pct	off	def	tot	avg							
SAMFORD	11/10/17	*	25	4-4	1.000	0-0	.000	0-0	.000	1	7	8	8.0	2	3	0	0	1	8	8.0
Totals		1	25	4-4	1.000	0-0	.000	0-0	.000	1	7	8	8.0	2	3	0	0	1	8	8.0

Games played: 1
Minutes/game: 25.0
Points/game: 8.0
FG Pct: 100.0

Rebounds/game: 8.0
Assists/game: 3.0
Assist/turnover ratio: 99.9
Steals/game: 1.0

PERSONAL BESTS »

POINTS

Season: 8 vs. Samford (11/10/17)
Career: 13 vs. LSU (2/23/16)

FIELD GOALS

Season: 4 vs. Samford (11/10/17)
Career: 6 vs. LSU (2/23/16)

FIELD GOALS ATTEMPTED

Season: 4 vs. Samford (11/10/17)
Career: 7 vs. Tennessee Tech (12/12/15)

3-POINT FIELD GOALS

Season: --
Career: --

3-POINT FG ATTEMPTS

Season: --
Career: 1 at Tennessee (1/3/17)

FREE THROWS MADE

Season: --
Career: 4 (2x) last at No. 6 Kentucky (1/7/17)

FREE THROWS ATTEMPTS

Season: --
Career: 5 at Texas A&M (1/2/16)

REBOUNDS

Season: 8 vs. Samford (11/10/17)
Career: 11 vs. Auburn (2/25/17)

ASSISTS

Season: 3 vs. Samford (11/10/17)
Career: 6 vs. Texas A&M (2/22/17)

STEALS

Season: 1 vs. Samford (11/10/17)
Career: 3 vs. Ole Miss (2/18/17)

BLOCKS

Season: --
Career: 4 vs. Texas Tech (1/30/16)

MINUTES

Season: 25 vs. Samford (11/10/17)
Career: 29 (2x) last vs. Auburn (2/25/17)

CAREER STATISTICS AT ARKANSAS »

			Total		3-Point		F-Throws		Rebounds											Scoring	
Season	gp-gs	min/avg	fg-fga	pct	fg-fga	pct	ft-fa	pct	off	def	tot	avg	pf	fo	ast	to	blk	stl	pts	avg	
2014-15	14-0	33/2.4	1-5	.200	0-0	.000	3-3	1.000	3	3	6	0.4	3	0	1	4	1	1	5	0.4	
2015-16	29-1	503/17.3	37-61	.607	0-0	.000	16-31	.516	28	96	124	4.3	88	6	36	33	27	13	90	3.1	
2016-17	36-0	503/14.0	34-55	.618	0-1	.000	19-29	.655	30	87	117	3.3	79	0	56	22	29	22	87	2.4	
2017-18	1-1	25/25.0	4-4	1.000	0-0	.000	0-0	.000	1	7	8	8.0	2	0	3	0	0	1	8	8.0	
TOTAL	80-2	1064/13.3	76-125	.608	0-1	.000	38-63	.603	62	193	255	3.2	172	6	96	59	57	37	190	2.4	

ADRIO BAILEY



#2 | Sophomore | Forward | 6-6 | 204 | Campti, La. | Lakeview HS

BAILEY'S NEWS & NOTES »

- Posted career highs in points, field goals, blocks and minutes in the season opener.
- Averaged 5.0 rebounds per game during the two exhibitions, including a 7-rebound output against UCO.
- Started two out of 27 games played as a freshman.
- Went 3-of-3 from the field in a win over Alabama (Feb. 1), finishing with 7 pts, 3 boards, 1 block and one steal.
- Represented Arkansas at the 2017 SEC Men's Basketball Leadership Council.
- Played a season-high 19 minutes in the second round game of the NCAA Tournament against No. 1 North Carolina (March 19), recording a season-high three steals and adding four points.

GAME-BY-GAME STATS »

Opponent	Date	gs	min	Total		3-Pointers		Free throws		Rebounds				pf	a	t/o	blk	stl	pts	avg
				fg-fga	pct	3fg-fga	pct	ft-fa	pct	off	def	tot	avg							
SAMFORD	11/10/17	*	25	7-8	.875	0-0	.000	1-1	1.000	2	4	6	6.0	0	1	3	2	1	15	15.0
Totals		1	25	7-8	.875	0-0	.000	1-1	1.000	2	4	6	6.0	0	1	3	2	1	15	15.0

Games played: 1
Minutes/game: 25.0
Points/game: 15.0
FG Pct: 87.5
FT Pct: 100.0

Rebounds/game: 6.0
Assists/game: 1.0
Turnovers/game: 3.0
Assist/turnover ratio: 0.3
Steals/game: 1.0
Blocks/game: 2.0

PERSONAL BESTS »

POINTS

Season: 15 vs. Samford (11/10/17)

Career: 15 vs. Samford (11/10/17)

FIELD GOALS

Season: 7 vs. Samford (11/10/17)

Career: 7 (2x) last vs. Samford (11/10/17)

FIELD GOALS ATTEMPTED

Season: 8 vs. Samford (11/10/17)

Career: 8 (2x) last vs. Samford (11/10/17)

3-POINT FIELD GOALS

Season: --

Career: --

3-POINT FG ATTEMPTS

Season: --

Career: --

FREE THROWS MADE

Season: 1 vs. Samford (11/10/17)

Career: 2 vs. Sam Houston State (12/22/16)

FREE THROWS ATTEMPTS

Season: 1 vs. Samford (11/10/17)

Career: 4 vs. Sam Houston State (12/22/16)

REBOUNDS

Season: 6 vs. Samford (11/10/17)

Career: 7 vs. Austin Peay (12/3/16)

ASSISTS

Season: 1 vs. Samford (11/10/17)

Career: 2 vs. Austin Peay (12/3/16)

STEALS

Season: 1 vs. Samford (11/10/17)

Career: 3 vs. No. 1 North Carolina (3/19/17)

BLOCKS

Season: 2 vs. Samford (11/10/17)

Career: 2 (3x) last vs. Samford (11/10/17)

MINUTES

Season: 25 vs. Samford (11/10/17)

Career: 19 vs. No. 1 North Carolina (3/19/17)

CAREER STATISTICS AT ARKANSAS »

			Total		3-Point		F-Throws		Rebounds											Scoring	
Season	gp-gs	min/avg	fg-fga	pct	fg-fga	pct	ft-fa	pct	off	def	tot	avg	pf	fo	ast	to	blk	stl	pts	avg	
2016-17	27-2	200/7.4	22-39	.564	0-0	.000	6-19	.316	13	22	35	1.3	29	0	7	11	7	14	50	1.9	
2017-18	1-1	25/25.0	7-8	.875	0-0	.000	1-1	1.000	2	4	6	6.0	0	0	1	3	2	1	15	15.0	
TOTAL	28-3	225/8.0	29-47	.617	0-0	.000	7-20	.350	15	26	41	1.5	29	0	8	14	9	15	65	2.3	

DARYL MACON



#4 | Senior | Guard | 6-3 | 185 | Little Rock, Ark. | Holmes CC

MACON'S NEWS & NOTES »

- Named to preseason coaches All-SEC second team.
- Made his first four shots of the year, including going 3-for-3 from behind the arc.
- Averaged 22.5 points per game in Arkansas' two exhibition games and 4.5 assists.
- Went a combined 16-for-16 from the line in the two preseason contests.
- Played in all 36 games as a junior, making 21 starts.
- Finished 2nd on the team in scoring last year, averaging 13.4 ppg and scoring in double figures 27 times.
- Averaged 15.2 points per game in the postseason, scoring 15-plus points in four of the five games.
- Pulled down three-plus boards 18 times, including five of the last six games.
- Lead the team with 13 three-plus assist games a year ago.
- Recorded five games of five-plus assist, three more than any other player on the team.
- Is one of four Razorbacks in the SEC era to score 30 points in a game off the bench.
- Named to the 2017 SEC All-Tournament Team after averaging 16.7 points per game.
- Earned SEC Player of the Week (Feb. 20), after scoring a season-high 30 points on 10-of-13 shooting off the bench, including 6-of-9 from behind the arc, in Arkansas' win over Ole Miss (Feb. 18).

GAME-BY-GAME STATS »

Opponent	Date	gs	min	Total fg-fga	pct	3-Pointers fg-fga	pct	Free throws ft-fa	pct	Rebounds off	def	tot	avg	pf	a	t/o	blk	stl	pts	avg
SAMFORD	11/10/17	*	30	5-9	.556	4-7	.571	2-2	1.000	0	3	3	3.0	2	8	1	0	2	16	16.0
Totals		1	30	5-9	.556	4-7	.571	2-2	1.000	0	3	3	3.0	2	8	1	0	2	16	16.0

Games played: 1
Minutes/game: 30.0
Points/game: 16.0
FG Pct: 55.6
3FG Pct: 57.1
FT Pct: 100.0

Rebounds/game: 3.0
Assists/game: 8.0
Turnovers/game: 1.0
Assist/turnover ratio: 8.0
Steals/game: 2.0

PERSONAL BESTS »

POINTS

Season: 16 vs. Samford (11/10/17)

Career: 30 vs. Ole Miss (2/18/17)

FIELD GOALS

Season: 5 vs. Samford (11/10/17)

Career: 10 vs. Ole Miss (2/18/17)

FIELD GOALS ATTEMPTED

Season: 9 vs. Samford (11/10/17)

Career: 13 vs. Ole Miss (2/18/17)

3-POINT FIELD GOALS

Season: 4 vs. Samford (11/10/17)

Career: 6 vs. Ole Miss (2/18/17)

3-POINT FG ATTEMPTS

Season: 7 vs. Samford (11/10/17)

Career: 8 vs. Missouri (1/14/17)

FREE THROWS MADE

Season: 2 vs. Samford (11/10/17)

Career: 14 vs. Texas (12/17/16)

FREE THROWS ATTEMPTS

Season: 2 vs. Samford (11/10/17)

Career: 14 vs. Texas (12/17/16)

REBOUNDS

Season: 3 vs. Samford (11/10/17)

Career: 7 (2x) last vs. LSU (1/21/17)

ASSISTS

Season: 8 vs. Samford (11/10/17)

Career: 8 vs. Samford (11/10/17)

STEALS

Season: 2 vs. Samford (11/10/17)

Career: 4 vs. Fort Wayne (11/11/16)

BLOCKS

Season: --

Career: 1 (2x) last at Texas A&M (1/17/17)

MINUTES

Season: 30 vs. Samford (11/10/17)

Career: 33 (2x) last vs. No. 25 Florida (12/29/16)

CAREER STATISTICS AT ARKANSAS »

Season	gp-gs	min/avg	Total fg-fga	pct	3-Point fg-fga	pct	F-Throws ft-fa	pct	Rebounds off	def	tot	avg	pf	fo	ast	to	blk	stl	Scoring pts	avg
2016-17	36-21	908/25.2	141-311	.453	65-168	.387	136-157	.866	19	76	95	2.6	65	1	80	65	2	41	483	13.4
2017-18	1-1	30/30.0	5-9	.556	4-7	.571	2-2	1.000	0	3	3	3.0	2	0	8	1	0	2	16	16.0
TOTAL	37-22	938/25.4	146-320	.456	69-175	.394	138-159	.868	19	79	98	2.6	67	1	88	66	2	43	499	13.5

DANIEL GAFFORD



#10 | Freshman | Forward | 6-11 | 234 | El Dorado, Ark. | El Dorado HS

GAFFORD'S NEWS & NOTES »

- Scored 10 points and added four rebounds and three blocks in his collegiate debut.
- Led the team with 7.5 rebounds per game during Arkansas' two exhibition games.
- Two-time All-State, All-Conference and All-County selection at El Dorado High School.
- Was named second team All-Arkansas Democrat-Gazette in 2016, as a junior.
- Led the Wildcats to a 28-5 record and a trip to the 6A State Title game as a senior.
- Ranked the top player in Arkansas and the No. 11 power forward in the 2017 class by 247Sports.com.
- Rated as a four-star player by ESPN, 247Sports.com, Rivals.com, Scout.com, and Future150.com.
- Consensus top-50 player, rated as high as No. 33 in the 2017 class by Rivals.com.
- Averaged 17.4 points, 16 rebounds, 7.7 blocks, 2.5 steals and 1.4 assists per game as a senior.
- Tallied 11 triple-doubles and 18 double-doubles in his final year at El Dorado.
- Scored in double figures in 31 of 33 games, including nine 20-point games and 2 games of 30 points or more.
- Had 10-plus blocks in 11 games and pulled down 10-plus rebounds in 31 games, including seven games of 20 or more boards and one 30-rebound performance.

GAME-BY-GAME STATS »

Opponent	Date	gs	min	Total		3-Pointers		Free throws		Rebounds				pf	a	t/o	blk	stl	pts	avg
				fg-fga	pct	3fg-fga	pct	ft-fa	pct	off	def	tot	avg							
SAMFORD	11/10/17	17		4-6	.667	0-0	.000	2-5	.400	2	2	4	4.0	5	2	0	3	0	10	10.0
Totals		0	17	4-6	.667	0-0	.000	2-5	.400	2	2	4	4.0	5	2	0	3	0	10	10.0

Games played: 1
Minutes/game: 17.0
Points/game: 10.0
FG Pct: 66.7
FT Pct: 40.0

Rebounds/game: 4.0
Assists/game: 2.0
Assist/turnover ratio: 99.9
Blocks/game: 3.0

PERSONAL BESTS »

POINTS

Season: 10 vs. Samford (11/10/17)
Career: 10 vs. Samford (11/10/17)

FIELD GOALS

Season: 4 vs. Samford (11/10/17)
Career: 4 vs. Samford (11/10/17)

FIELD GOALS ATTEMPTED

Season: 6 vs. Samford (11/10/17)
Career: 6 vs. Samford (11/10/17)

3-POINT FIELD GOALS

Season: --
Career: --

3-POINT FG ATTEMPTS

Season: --
Career: --

FREE THROWS MADE

Season: 2 vs. Samford (11/10/17)
Career: 2 vs. Samford (11/10/17)

FREE THROWS ATTEMPTS

Season: 5 vs. Samford (11/10/17)
Career: 5 vs. Samford (11/10/17)

REBOUNDS

Season: 4 vs. Samford (11/10/17)
Career: 4 vs. Samford (11/10/17)

ASSISTS

Season: 2 vs. Samford (11/10/17)
Career: 2 vs. Samford (11/10/17)

STEALS

Season: --
Career: --

BLOCKS

Season: 3 vs. Samford (11/10/17)
Career: 3 vs. Samford (11/10/17)

MINUTES

Season: 17 vs. Samford (11/10/17)
Career: 17 vs. Samford (11/10/17)

CAREER STATISTICS AT ARKANSAS »

			Total		3-Point		F-Throws		Rebounds											Scoring	
Season	gp-gs	min/avg	fg-fga	pct	fg-fga	pct	ft-fa	pct	off	def	tot	avg	pf	fo	ast	to	blk	stl	pts	avg	
2017-18	1-0	17/17.0	4-6	.667	0-0	.000	2-5	.400	2	2	4	4.0	5	1	2	0	3	0	10	10.0	
TOTAL	1-0	17/17.0	4-6	.667	0-0	.000	2-5	.400	2	2	4	4.0	5	1	2	0	3	0	10	10.0	

DARIOUSHALL



#20 | Freshman | Forward | 6-6 | 210 | Little Rock, Ark. | Mills Univ. Studies HS

HALL'S NEWS & NOTES »

- Three-time All-State and All-Conference selection at Mills University Studies High School.
- 2017 5A State Tournament MVP, after leading the Comets to a state championship.
- Led the Comets to a 31-2 record, averaging 14.8 pts, 8.0 rbd, 2.0 assists and 1.8 steals per game as a senior.
- Tallied 26 double-figure scoring games, including 10 double-doubles.
- Ranked the No. 4 player in the state and the No. 50 power forward in the 2017 class by 247Sports.com.
- Earned a four-star rating by ESPN, and three starts from Rivals.com, 247Sports, Scout and Future150.com.
- Participated in the Adidas Uprising Gauntlet, averaging 15.3 pts, 7.0 rbd, 2.2 steals and 1.0 assists in 11 games.
- Played in the Nike EYBL Peach Jam for Team Penny, averaging 12.6 points per game in the summer of 2015.

GAME-BY-GAME STATS »

Opponent	Date	gs	min	Total		3-Pointers		Free throws		Rebounds				pf	a	t/o	blk	stl	pts	avg
				fg-fga	pct	3fg-fga	pct	ft-fa	pct	off	def	tot	avg							
SAMFORD	11/10/17	12	12	1-4	.250	0-1	.000	1-2	.500	1	2	3	3.0	4	0	2	0	1	3	3.0
Totals		0	12	1-4	.250	0-1	.000	1-2	.500	1	2	3	3.0	4	0	2	0	1	3	3.0

Games played: 1
Minutes/game: 12.0
Points/game: 3.0
FG Pct: 25.0
3FG Pct: 0.0
FT Pct: 50.0

Rebounds/game: 3.0
Turnovers/game: 2.0
Steals/game: 1.0

PERSONAL BESTS »

POINTS

Season: 3 vs. Samford (11/10/17)
Career: 3 vs. Samford (11/10/17)

FIELD GOALS

Season: 1 vs. Samford (11/10/17)
Career: 1 vs. Samford (11/10/17)

FIELD GOALS ATTEMPTED

Season: 4 vs. Samford (11/10/17)
Career: 4 vs. Samford (11/10/17)

3-POINT FIELD GOALS

Season: --
Career: --

3-POINT FG ATTEMPTS

Season: 1 vs. Samford (11/10/17)
Career: 1 vs. Samford (11/10/17)

FREE THROWS MADE

Season: 1 vs. Samford (11/10/17)
Career: 1 vs. Samford (11/10/17)

FREE THROWS ATTEMPTS

Season: 2 vs. Samford (11/10/17)
Career: 2 vs. Samford (11/10/17)

REBOUNDS

Season: 3 vs. Samford (11/10/17)
Career: 3 vs. Samford (11/10/17)

ASSISTS

Season: --
Career: --

STEALS

Season: 1 vs. Samford (11/10/17)
Career: 1 vs. Samford (11/10/17)

BLOCKS

Season: --
Career: --

MINUTES

Season: 12 vs. Samford (11/10/17)
Career: 12 vs. Samford (11/10/17)

CAREER STATISTICS AT ARKANSAS »

			Total		3-Point		F-Throws		Rebounds											Scoring	
Season	gp-gs	min/avg	fg-fga	pct	fg-fga	pct	ft-fa	pct	off	def	tot	avg	pf	fo	ast	to	blk	stl	pts	avg	
2017-18	1-0	12/12.0	1-4	.250	0-1	.000	1-2	.500	1	2	3	3.0	4	0	0	2	0	1	3	3.0	
TOTAL	1-0	12/12.0	1-4	.250	0-1	.000	1-2	.500	1	2	3	3.0	4	0	0	2	0	1	3	3.0	

GABE OSABUOHEN



#22 | Freshman | Forward | 6-8 | 219 | Toronto, Canada | Southwest Christian Aca.

OSABUOHEN'S NEWS & NOTES »

- Pronounced oh-sah-BOY-en.
- Took two charges in the season-opener.
- Ranked the No. 5 player in the state of Arkansas & the No. 63 small forward in the country by 247Sports.com.
- Averaged 11 pts, seven rebounds and four assists as a senior for Little Rock's Southwest Christian Academy.
- Helped lead high school team to a 31-2 record and appearance at the NACA National Championships.
- Averaged 12 points and eight rebounds as a junior and played AAU with Grassroots Canada, before joining Team Loaded North Carolina on the Adidas Circuit the last two seasons.

GAME-BY-GAME STATS »

Opponent	Date	gs	min	Total		3-Pointers		Free throws		Rebounds				pf	a	t/o	blk	stl	pts	avg
				fg-fga	pct	3fg-fga	pct	ft-fa	pct	off	def	tot	avg							
SAMFORD	11/10/17	10		1-2	.500	0-0	.000	0-2	.000	0	0	0	0.0	1	0	1	0	0	2	2.0
Totals		0	10	1-2	.500	0-0	.000	0-2	.000	0	0	0	0.0	1	0	1	0	0	2	2.0

Games played: 1
Minutes/game: 10.0
Points/game: 2.0
FG Pct: 50.0
FT Pct: 0.0

Turnovers/game: 1.0

PERSONAL BESTS »

POINTS

Season: 2 vs. Samford (11/10/17)

Career: 2 vs. Samford (11/10/17)

FIELD GOALS

Season: 1 vs. Samford (11/10/17)

Career: 1 vs. Samford (11/10/17)

FIELD GOALS ATTEMPTED

Season: 2 vs. Samford (11/10/17)

Career: 2 vs. Samford (11/10/17)

3-POINT FIELD GOALS

Season: --

Career: --

3-POINT FG ATTEMPTS

Season: --

Career: --

FREE THROWS MADE

Season: --

Career: --

FREE THROWS ATTEMPTS

Season: 2 vs. Samford (11/10/17)

Career: 2 vs. Samford (11/10/17)

REBOUNDS

Season: --

Career: --

ASSISTS

Season: --

Career: --

STEALS

Season: --

Career: --

BLOCKS

Season: --

Career: --

MINUTES

Season: 10 vs. Samford (11/10/17)

Career: 10 vs. Samford (11/10/17)

CAREER STATISTICS AT ARKANSAS »

			Total		3-Point		F-Throws		Rebounds											Scoring	
Season	gp-gs	min/avg	fg-fga	pct	fg-fga	pct	ft-fa	pct	off	def	tot	avg	pf	fo	ast	to	blk	stl	pts	avg	
2017-18	1-0	10/10.0	1-2	.500	0-0	.000	0-2	.000	0	0	0	0.0	1	0	0	1	0	0	2	2.0	
TOTAL	1-0	10/10.0	1-2	.500	0-0	.000	0-2	.000	0	0	0	0.0	1	0	0	1	0	0	2	2.0	

C.J. JONES



#23 | Sophomore | Guard | 6-5 | 175 | Birmingham, Ala. | Central Park Christian

JONES' NEWS & NOTES »

- Scored 10 points and pulled down three rebounds in the season opener.
- Played in 21 games as a freshman, averaging 2.4 points per contest.
- Had two double-figure scoring efforts.
- Scored a season-high 11 points in his debut against Southern Illinois (Nov. 14), going 3-of-5 from the field, 2-of-4 from deep.
- Made a season-high 3 three-pointers and had 3 block against Austin Peay (Dec. 3), tying his season-high with 11 points.
- 36 of his 51 points last year came from behind the arc.

GAME-BY-GAME STATS »

Opponent	Date	gs	min	Total		3-Pointers		Free throws		Rebounds				pf	a	t/o	blk	stl	pts	avg
				fg-fga	pct	3fg-fga	pct	ft-fa	pct	off	def	tot	avg							
SAMFORD	11/10/17	21	21	4-7	.571	2-5	.400	0-0	.000	0	3	3	3.0	0	1	0	0	0	10	10.0
Totals		0	21	4-7	.571	2-5	.400	0-0	.000	0	3	3	3.0	0	1	0	0	0	10	10.0

Games played: 1
Minutes/game: 21.0
Points/game: 10.0
FG Pct: 57.1
3FG Pct: 40.0

Rebounds/game: 3.0
Assists/game: 1.0
Assist/turnover ratio: 99.9

PERSONAL BESTS »

POINTS

Season: 10 vs. Samford (11/10/17)
Career: 11 (2x) last vs. Austin Peay (12/3/16)

FIELD GOALS

Season: 4 vs. Samford (11/10/17)
Career: 4 (2x) last vs. Samford (11/10/17)

FIELD GOALS ATTEMPTED

Season: 7 vs. Samford (11/10/17)
Career: 7 vs. Samford (11/10/17)

3-POINT FIELD GOALS

Season: 2 vs. Samford (11/10/17)
Career: 3 vs. Austin Peay (12/3/16)

3-POINT FG ATTEMPTS

Season: 5 vs. Samford (11/10/17)
Career: 5 vs. Samford (11/10/17)

FREE THROWS MADE

Season: --
Career: 3 vs. Southern Illinois (11/14/16)

FREE THROWS ATTEMPTS

Season: --
Career: 3 vs. Southern Illinois (11/14/16)

REBOUNDS

Season: 3 vs. Samford (11/10/17)
Career: 3 vs. Samford (11/10/17)

ASSISTS

Season: 1 vs. Samford (11/10/17)
Career: 2 vs. Austin Peay (12/3/16)

STEALS

Season: --
Career: 1 vs. Missouri (1/14/17)

BLOCKS

Season: --
Career: 3 vs. Austin Peay (12/3/16)

MINUTES

Season: 21 vs. Samford (11/10/17)
Career: 21 vs. Samford (11/10/17)

CAREER STATISTICS AT ARKANSAS »

			Total		3-Point		F-Throws		Rebounds											Scoring	
Season	gp-gs	min/avg	fg-fga	pct	fg-fga	pct	ft-fa	pct	off	def	tot	avg	pf	fo	ast	to	blk	stl	pts	avg	
2016-17	21-0	126/6.0	17-36	.472	12-24	.500	5-7	.714	0	13	13	0.6	11	0	6	4	5	1	51	2.4	
2017-18	1-0	21/21.0	4-7	.571	2-5	.400	0-0	.000	0	3	3	3.0	0	0	1	0	0	0	10	10.0	
TOTAL	22-0	147/6.7	21-43	.488	14-29	.483	5-7	.714	0	16	16	0.7	11	0	7	4	5	1	61	2.8	

ANTON BEARD



#31 | Senior | Guard | 6-0 | 185 | North Little Rock, Ark. | North Little Rock HS

BEARD'S NEWS & NOTES »

- Finished with 14 points and six assists in the season opener.
- Averaged 12.0 points per game during exhibition action, going a combined 8-of-8 from the charity stripe.
- Started 11 of 36 games played as a junior, averaging 7.2 points, 2.1 rebounds and 1.9 assists per game.
- Scored in double-figures in 15 games, including a season-high 16 in three contests against Sam Houston State (Dec. 22), at Tennessee (Jan. 3) and LSU (Jan. 21).
- Had a team season-high and career-high seven dimes against LSU (Jan. 21) to go along with 16 points on 5-of-7 shooting from the field.
- Recorded a season-high six rebounds in a win over UT Arlington (Nov. 18).
- Totaled a season-high four steals in two contests against Stephen F. Austin (Dec.1) and against Vanderbilt (March 11) in the SEC Tournament semifinal game.
- Played 20 minute in the second round of the NCAA Tournament against No. 1 North Carolina, scoring 10 points and adding three assists.

GAME-BY-GAME STATS »

Opponent	Date	gs	min	Total		3-Pointers		Free throws		Rebounds				pf	a	t/o	blk	stl	pts	avg
				fg-fga	pct	3fg-fga	pct	ft-fa	pct	off	def	tot	avg							
SAMFORD	11/10/17	*	26	5-10	.500	1-3	.333	3-3	1.000	1	1	2	2.0	1	6	2	0	1	14	14.0
Totals		1	26	5-10	.500	1-3	.333	3-3	1.000	1	1	2	2.0	1	6	2	0	1	14	14.0

Games played: 1
Minutes/game: 26.0
Points/game: 14.0
FG Pct: 50.0
3FG Pct: 33.3
FT Pct: 100.0

Rebounds/game: 2.0
Assists/game: 6.0
Turnovers/game: 2.0
Assist/turnover ratio: 3.0
Steals/game: 1.0

PERSONAL BESTS »

POINTS

Season: 14 vs. Samford (11/10/17)
Career: 18 at Georgia (1/23/16)

FIELD GOALS

Season: 5 vs. Samford (11/10/17)
Career: 6 at Tennessee (1/3/17)

FIELD GOALS ATTEMPTED

Season: 10 vs. Samford (11/10/17)
Career: 13 at Dayton (12/30/15)

3-POINT FIELD GOALS

Season: 1 vs. Samford (11/10/17)
Career: 4 at Ole Miss (2/14/15)

3-POINT FG ATTEMPTS

Season: 3 vs. Samford (11/10/17)
Career: 7 at Dayton (12/30/15)

FREE THROWS MADE

Season: 3 vs. Samford (11/10/17)
Career: 7 at Georgia (1/23/16)

FREE THROWS ATTEMPTS

Season: 3 vs. Samford (11/10/17)
Career: 9 at Georgia (1/23/16)

REBOUNDS

Season: 2 vs. Samford (11/10/17)
Career: 7 vs. Delaware State (11/21/15)

ASSISTS

Season: 2 vs. Samford (11/10/17)
Career: 7 vs. LSU (1/21/17)

STEALS

Season: 1 vs. Samford (11/10/17)
Career: 5 vs. Milwaukee (12/22/14)

BLOCKS

Season: --
Career: 1 (2x) last vs. Seton Hall (3/17/17)

MINUTES

Season: 26 vs. Samford (11/10/17)
Career: 34 vs. LSU (1/21/17)

CAREER STATISTICS AT ARKANSAS »

Season	gp-gs	min/avg	Total		3-Point		F-Throws		Rebounds				Scoring					
			fg-fga	pct	fg-fga	pct	ft-fa	pct	off	def	tot	avg	pf	fo	ast	to	blk	stl
2014-15	35-16	662/18.9	66-172	.384	31-88	.352	35-55	.636	31	36	67	1.9	84	4	53	32	0	35
2015-16	23-1	481/20.9	57-164	.348	19-66	.288	27-42	.643	13	40	53	2.3	53	2	41	17	2	24
2016-17	36-11	755/21.0	86-213	.404	32-90	.356	56-75	.747	29	46	75	2.1	69	2	70	37	1	39
2017-18	1-1	26/26.0	5-10	.500	1-3	.333	3-3	1.000	1	1	2	2.0	1	0	6	2	0	1
TOTAL	95-29	1924/20.3	214-559	.383	83-247	.336	121-175	.691	74	123	197	2.1	207	8	170	88	3	99

RECORD:	OVERALL	HOME	AWAY	NEUTRAL
ALL GAMES	1-0	1-0	0-0	0-0
CONFERENCE	0-0	0-0	0-0	0-0
NON-CONFERENCE	1-0	1-0	0-0	0-0

#	Player	gp-gs	min	avg	Total		3-Point		F-Throw		Rebounds				pf	dq	a	to	blk	stl	pts	avg
					fg-fga	fg%	3fg-fga	3fg%	ft-fa	ft%	off	def	tot	avg								
04	Daryl Macon	1-1	30	30.0	5-9	.556	4-7	.571	2-2	1.000	0	3	3	3.0	2	0	8	1	0	2	16	16.0
00	Jaylen Barford	1-1	29	29.0	5-11	.455	2-5	.400	4-5	.800	0	4	4	4.0	3	0	6	2	1	1	16	16.0
02	Adrio Bailey	1-1	25	25.0	7-8	.875	0-0	.000	1-1	1.000	2	4	6	6.0	0	0	1	3	2	1	15	15.0
31	Anton Beard	1-1	26	26.0	5-10	.500	1-3	.333	3-3	1.000	1	1	2	2.0	1	0	6	2	0	1	14	14.0
10	Daniel Gafford	1-0	17	17.0	4-6	.667	0-0	.000	2-5	.400	2	2	4	4.0	5	1	2	0	3	0	10	10.0
23	C.J. Jones	1-0	21	21.0	4-7	.571	2-5	.400	0-0	.000	0	3	3	3.0	0	0	1	0	0	0	10	10.0
01	Trey Thompson	1-1	25	25.0	4-4	1.000	0-0	.000	0-0	.000	1	7	8	8.0	2	0	3	0	0	1	8	8.0
20	Darius Hall	1-0	12	12.0	1-4	.250	0-1	.000	1-2	.500	1	2	3	3.0	4	0	0	2	0	1	3	3.0
22	Gabe Osabuohien	1-0	10	10.0	1-2	.500	0-0	.000	0-2	.000	0	0	0	0.0	1	0	0	1	0	0	2	2.0
15	Jonathan Holmes	1-0	3	3.0	0-2	.000	0-1	.000	1-2	.500	0	1	1	1.0	0	0	1	0	0	0	1	1.0
14	JT Plummer	1-0	2	2.0	0-0	.000	0-0	.000	0-0	.000	0	0	0	0.0	0	0	0	0	0	0	0	0.0
Team											0	1	1									
Total.....		1	200		36-63	.571	9-22	.409	14-22	.636	7	28	35	35.0	18	1	28	11	6	7	95	95.0
Opponents.....		1	200		20-61	.328	8-29	.276	8-15	.533	15	17	32	32.0	20	-	12	19	1	6	56	56.0

TEAM STATISTICS	AR	OPP	Date	Opponent	Score	Att.
SCORING	95	56	11/10/17	SAMFORD	w 95-56	13407
Points per game	95.0	56.0				
Scoring margin	+39.0	-				
FIELD GOALS-ATT	36-63	20-61				
Field goal pct	.571	.328				
3 POINT FG-ATT	9-22	8-29				
3-point FG pct	.409	.276				
3-pt FG made per game	9.0	8.0				
FREE THROWS-ATT	14-22	8-15				
Free throw pct	.636	.533				
F-Throws made per game	14.0	8.0				
REBOUNDS	35	32				
Rebounds per game	35.0	32.0				
Rebounding margin	+3.0	-				
ASSISTS	28	12				
Assists per game	28.0	12.0				
TURNOVERS	11	19				
Turnovers per game	11.0	19.0				
Turnover margin	+8.0	-				
Assist/turnover ratio	2.5	0.6				
STEALS	7	6				
Steals per game	7.0	6.0				
BLOCKS	6	1				
Blocks per game	6.0	1.0				
ATTENDANCE	13407	0				
Home games-Avg/Game	1-13407	0-0				
Neutral site-Avg/Game	-	0-0				

Score by Periods	1st	2nd	Totals
Arkansas	47	48	95
Opponents	19	37	56



Official Basketball Box Score -- Game Totals -- Final Statistics

Samford vs Arkansas

11/10/17 7:01 p.m. at Fayetteville, Ark. (Bud Walton Arena)



Samford 56 • 0-1

##	Player		Total	3-Ptr	Rebounds			PF	TP	A	TO	Blk	Stl	Min
			FG-FGA	FG-FGA	FT-FTA	Off	Def	Tot						
20	Alex Thompson	f	4-11	2-9	0-0	0	2	2	3	10	1	2	0	25
33	Wyatt Walker	c	2-7	0-0	0-0	2	2	4	3	4	0	2	0	15
00	Christen Cunningham	g	3-7	1-2	0-0	1	2	3	0	7	1	4	0	28
03	Josh Sharkey	g	2-7	0-1	2-3	1	2	3	3	6	4	6	0	24
22	D. Denzel-Dyson	g	2-6	1-4	3-4	1	1	2	1	8	1	2	0	21
01	Kevion Nolan		1-2	1-2	0-0	0	1	1	0	3	0	0	0	5
02	Justin Coleman		2-8	1-4	1-2	1	1	2	2	6	3	1	0	23
04	Triston Chambers		2-5	2-5	0-0	1	0	1	2	6	0	0	0	19
13	Eric Adams		1-2	0-0	0-0	1	2	3	3	2	0	1	1	9
15	Stefan Lakic		0-3	0-2	2-2	1	0	1	0	2	0	0	0	10
24	Gerald Smith		0-0	0-0	0-0	0	0	0	0	0	1	0	0	1
55	Alex Peters		1-3	0-0	0-4	2	2	4	3	2	1	1	0	20
Team						4	2	6						
Totals			20-61	8-29	8-15	15	17	32	20	56	12	19	1	200

FG % 1st Half: 7-26 26.9% 2nd half: 13-35 37.1% Game: 20-61 32.8%
 3FG % 1st Half: 2-12 16.7% 2nd half: 6-17 35.3% Game: 8-29 27.6%
 FT % 1st Half: 3-4 75.0% 2nd half: 5-11 45.5% Game: 8-15 53.3%

Deadball
Rebounds
4,3

Arkansas 95 • 1-0

##	Player		Total	3-Ptr	Rebounds			PF	TP	A	TO	Blk	Stl	Min
			FG-FGA	FG-FGA	FT-FTA	Off	Def	Tot						
01	Trey Thompson	f	4-4	0-0	0-0	1	7	8	2	8	3	0	0	25
02	Adrio Bailey	f	7-8	0-0	1-1	2	4	6	0	15	1	3	2	25
00	Jaylen Barford	g	5-11	2-5	4-5	0	4	4	3	16	6	2	1	29
04	Daryl Macon	g	5-9	4-7	2-2	0	3	3	2	16	8	1	0	30
31	Anton Beard	g	5-10	1-3	3-3	1	1	2	1	14	6	2	0	26
10	Daniel Gafford		4-6	0-0	2-5	2	2	4	5	10	2	0	3	17
14	JT Plummer		0-0	0-0	0-0	0	0	0	0	0	0	0	0	2
15	Jonathan Holmes		0-2	0-1	1-2	0	1	1	0	1	1	0	0	3
20	Darrious Hall		1-4	0-1	1-2	1	2	3	4	3	0	2	0	12
22	Gabe Osabuohien		1-2	0-0	0-2	0	0	0	1	2	0	1	0	10
23	C.J. Jones		4-7	2-5	0-0	0	3	3	0	10	1	0	0	21
Team						0	1	1						
Totals			36-63	9-22	14-22	7	28	35	18	95	28	11	6	200

FG % 1st Half: 18-30 60.0% 2nd half: 18-33 54.5% Game: 36-63 57.1%
 3FG % 1st Half: 7-13 53.8% 2nd half: 2-9 22.2% Game: 9-22 40.9%
 FT % 1st Half: 4-6 66.7% 2nd half: 10-16 62.5% Game: 14-22 63.6%

Deadball
Rebounds
8,1

Officials: Tony Greene, K.B. Burdette Jr., Nathan Bemis

Technical fouls: Samford-None. Arkansas-None.








Attendance: 13407

Estimated Actual Attendance: 8,054

Fouled Out: Arkansas, #10, Gafford (1:35, 2H)

Score by periods	1st	2nd	Total
Samford	19	37	56
Arkansas	47	48	95

Points	In Paint	Off T/O	2nd Chance	Fast Break	Bench
SAM	20	14	17	9	21
AR	44	35	7	19	26

0		JAYLEN BARFORD ■ SR ■ G ■ 6-3 ■ 202 Jackson, Tenn. ■ Motlow State CC	<table><tr><th>YEAR</th><th>GP/GS</th><th>PPG</th><th>APG</th><th>RPG</th><th>SPG</th><th>FG%</th><th>FT%</th></tr><tr><td>2017-18</td><td>1/1</td><td>16.0</td><td>6.0</td><td>4.0</td><td>1.0</td><td>.455</td><td>.800</td></tr><tr><td>Career</td><td>37/31</td><td>12.8</td><td>2.1</td><td>3.8</td><td>1.2</td><td>.439</td><td>.754</td></tr></table>	YEAR	GP/GS	PPG	APG	RPG	SPG	FG%	FT%	2017-18	1/1	16.0	6.0	4.0	1.0	.455	.800	Career	37/31	12.8	2.1	3.8	1.2	.439	.754	<ul style="list-style-type: none">Scored 16 pts and six assists in Arkansas' season opener.Averaged 12.8 points per game as a junior.Scored 20+ points five times last year.Named to preseason coaches All-SEC second team.	CAREER HIGHS PTS: 23 - (2x) last at S. Carolina (2/15/17) AST: 6 - (2x) last vs. Samford (11/10/17) REB: 7 - vs. Seton Hall (3/17/17) STL: 4 - (2x) last vs. Seton Hall (3/17/17)
YEAR	GP/GS	PPG	APG	RPG	SPG	FG%	FT%																						
2017-18	1/1	16.0	6.0	4.0	1.0	.455	.800																						
Career	37/31	12.8	2.1	3.8	1.2	.439	.754																						
1		TREY THOMPSON ■ SR ■ F ■ 6-9 ■ 265 Madison, Ark. ■ Forrest City HS	<table><tr><th>YEAR</th><th>GP/GS</th><th>PPG</th><th>RPG</th><th>BPG</th><th>APG</th><th>FG%</th><th>FT%</th></tr><tr><td>2017-18</td><td>1/1</td><td>8.0</td><td>8.0</td><td>--</td><td>3.0</td><td>1.000</td><td>--</td></tr><tr><td>Career</td><td>80/2</td><td>2.4</td><td>3.2</td><td>0.7</td><td>1.2</td><td>.608</td><td>.603</td></tr></table>	YEAR	GP/GS	PPG	RPG	BPG	APG	FG%	FT%	2017-18	1/1	8.0	8.0	--	3.0	1.000	--	Career	80/2	2.4	3.2	0.7	1.2	.608	.603	<ul style="list-style-type: none">Had a solid 8-point, 8-rebound effort in the opener.Is 2nd on the team with 80 games played as a Razorback.Picked up second career start in season opener.Tied for team lead with 36 asts last year during SEC play.	CAREER HIGHS PTS: 13 - LSU (2/23/16) REB: 11 - at Auburn (2/25/17) BLK: 4 - Texas Tech (1/30/16) AST: 6 - Texas A&M (2/22/17)
YEAR	GP/GS	PPG	RPG	BPG	APG	FG%	FT%																						
2017-18	1/1	8.0	8.0	--	3.0	1.000	--																						
Career	80/2	2.4	3.2	0.7	1.2	.608	.603																						
2		ADRIO BAILEY ■ SO ■ F ■ 6-6 ■ 204 Campti, La. ■ Lakeview HS	<table><tr><th>YEAR</th><th>GP/GS</th><th>PPG</th><th>RPG</th><th>BPG</th><th>APG</th><th>FG%</th><th>FT%</th></tr><tr><td>2017-18</td><td>1/1</td><td>15.0</td><td>6.0</td><td>2.0</td><td>1.0</td><td>.875</td><td>1.000</td></tr><tr><td>Career</td><td>28/3</td><td>2.3</td><td>1.5</td><td>0.3</td><td>0.3</td><td>.617</td><td>.350</td></tr></table>	YEAR	GP/GS	PPG	RPG	BPG	APG	FG%	FT%	2017-18	1/1	15.0	6.0	2.0	1.0	.875	1.000	Career	28/3	2.3	1.5	0.3	0.3	.617	.350	<ul style="list-style-type: none">Recorded a career-high 15 pts in the season opener.Tied his career high with two blocks.Started both exhibition games and the season opener.	CAREER HIGHS PTS: 15 - Samford (11/10/17) REB: 7 - Austin Peay (12/3/16) BLK: 2 - (3x) last vs. Samford (11/10/17) AST: 2 - Austin Peay (12/3/16)
YEAR	GP/GS	PPG	RPG	BPG	APG	FG%	FT%																						
2017-18	1/1	15.0	6.0	2.0	1.0	.875	1.000																						
Career	28/3	2.3	1.5	0.3	0.3	.617	.350																						
3		KHALIL GARLAND ■ FR ■ G ■ 6-5 ■ 198 Little Rock, Ark. ■ Parkview HS	<table><tr><th>YEAR</th><th>GP/GS</th><th>PPG</th><th>APG</th><th>SPG</th><th>FG%</th><th>3FG%</th><th>FT%</th></tr><tr><td>2017-18</td><td>--/--</td><td>--</td><td>--</td><td>--</td><td>--</td><td>--</td><td>--</td></tr><tr><td>Career</td><td>--/--</td><td>--</td><td>--</td><td>--</td><td>--</td><td>--</td><td>--</td></tr></table>	YEAR	GP/GS	PPG	APG	SPG	FG%	3FG%	FT%	2017-18	--/--	--	--	--	--	--	--	Career	--/--	--	--	--	--	--	--	<ul style="list-style-type: none">Ranked the No. 2 player in the state of Arkansas.Tabbed a 4-star and No. 55 overall guard by ESPN.Is not cleared for full participation at this time due to an ongoing health matter.	CAREER HIGHS PTS: AST: REB: 3FGM:
YEAR	GP/GS	PPG	APG	SPG	FG%	3FG%	FT%																						
2017-18	--/--	--	--	--	--	--	--																						
Career	--/--	--	--	--	--	--	--																						
4		DARYL MACON ■ SR ■ G ■ 6-3 ■ 185 Little Rock, Ark. ■ Holmes CC	<table><tr><th>YEAR</th><th>GP/GS</th><th>PPG</th><th>APG</th><th>SPG</th><th>FG%</th><th>3FG%</th><th>FT%</th></tr><tr><td>2017-18</td><td>1/1</td><td>16.0</td><td>8.0</td><td>2.0</td><td>.556</td><td>.571</td><td>1.000</td></tr><tr><td>Career</td><td>37/22</td><td>13.5</td><td>2.4</td><td>1.2</td><td>.456</td><td>.394</td><td>.868</td></tr></table>	YEAR	GP/GS	PPG	APG	SPG	FG%	3FG%	FT%	2017-18	1/1	16.0	8.0	2.0	.556	.571	1.000	Career	37/22	13.5	2.4	1.2	.456	.394	.868	<ul style="list-style-type: none">Named to preseason coaches All-SEC second team.Led the Hogs with 16 pts and 8 asts against Samford.4th Hog in SEC era to score 30 points off the bench.Went 30-of-34 from FT line in final minute of games last season.	CAREER HIGHS PTS: 30 - Ole Miss (2/18/17) AST: 8 - Samford (11/10/17) STL: 4 - Fort Wayne (11/11/16) 3FGM: 6 - Ole Miss (2/18/17)
YEAR	GP/GS	PPG	APG	SPG	FG%	3FG%	FT%																						
2017-18	1/1	16.0	8.0	2.0	.556	.571	1.000																						
Career	37/22	13.5	2.4	1.2	.456	.394	.868																						
5		ARLANDO COOK ■ SR ■ F ■ 6-8 ■ 215 St. Louis, Mo. ■ Connors State College	<table><tr><th>YEAR</th><th>GP/GS</th><th>PPG</th><th>RPG</th><th>BPG</th><th>APG</th><th>FG%</th><th>FT%</th></tr><tr><td>2017-18</td><td>--/--</td><td>--</td><td>--</td><td>--</td><td>--</td><td>--</td><td>--</td></tr><tr><td>Career</td><td>36/7</td><td>2.8</td><td>2.3</td><td>0.4</td><td>0.3</td><td>.438</td><td>.649</td></tr></table>	YEAR	GP/GS	PPG	RPG	BPG	APG	FG%	FT%	2017-18	--/--	--	--	--	--	--	--	Career	36/7	2.8	2.3	0.4	0.3	.438	.649	<ul style="list-style-type: none">Started 7 games and played in all 36 contests as a junior.Averaged 2.8 points and 2.3 rebounds per game last year.Ranked the No. 6 junior college transfer in 2016 class.	CAREER HIGHS PTS: 9 - Southern Illinois (11/14/16) REB: 7 - at Texas A&M (1/17/17) BLK: 3 - (5x) last vs. Sam Houston St. (12/20/16) AST: 2 - (3x) last vs. LSU (1/21/17)
YEAR	GP/GS	PPG	RPG	BPG	APG	FG%	FT%																						
2017-18	--/--	--	--	--	--	--	--																						
Career	36/7	2.8	2.3	0.4	0.3	.438	.649																						
10		DANIEL GAFFORD ■ FR ■ F ■ 6-11 ■ 234 El Dorado, Ark. ■ El Dorado HS	<table><tr><th>YEAR</th><th>GP/GS</th><th>PPG</th><th>APG</th><th>RPG</th><th>FG%</th><th>3FG%</th><th>FT%</th></tr><tr><td>2017-18</td><td>1/0</td><td>10.0</td><td>2.0</td><td>4.0</td><td>.667</td><td>--</td><td>.400</td></tr><tr><td>Career</td><td>1/0</td><td>10.0</td><td>2.0</td><td>4.0</td><td>.667</td><td>--</td><td>.400</td></tr></table>	YEAR	GP/GS	PPG	APG	RPG	FG%	3FG%	FT%	2017-18	1/0	10.0	2.0	4.0	.667	--	.400	Career	1/0	10.0	2.0	4.0	.667	--	.400	<ul style="list-style-type: none">Recorded 10 pts, 4 boards and 3 blocks against Samford.A consensus 4-star prospect and top 50 player.2X All-Conference and All-State selection.Averaged 17.4 points, 16 boards and 7.7 blocks as senior.	CAREER HIGHS PTS: 10 - Samford (11/10/17) AST: 2 - Samford (11/10/17) REB: 4 - Samford (11/10/17) BLK: 3 - Samford (11/10/17)
YEAR	GP/GS	PPG	APG	RPG	FG%	3FG%	FT%																						
2017-18	1/0	10.0	2.0	4.0	.667	--	.400																						
Career	1/0	10.0	2.0	4.0	.667	--	.400																						
13		DUSTIN THOMAS ■ SR ■ F ■ 6-8 ■ 225 Texarkana, Texas ■ University of Colorado	<table><tr><th>YEAR</th><th>GP/GS</th><th>PPG</th><th>RPG</th><th>BPG</th><th>SPG</th><th>FG%</th><th>FT%</th></tr><tr><td>2017-18</td><td>--/--</td><td>--</td><td>--</td><td>--</td><td>--</td><td>--</td><td>--</td></tr><tr><td>Career</td><td>103/44</td><td>4.4</td><td>2.9</td><td>0.2</td><td>0.4</td><td>.453</td><td>.631</td></tr></table>	YEAR	GP/GS	PPG	RPG	BPG	SPG	FG%	FT%	2017-18	--/--	--	--	--	--	--	--	Career	103/44	4.4	2.9	0.2	0.4	.453	.631	<ul style="list-style-type: none">Started 27 games last year as a redshirt junior.Tallied 4 double-digit scoring games, averaging 5.3 ppg.Finished with 13 pts and 5 rebs in against Seton Hall in the NCAA Tournament.	CAREER HIGHS PTS: 17 - USC (1/4/15) REB: 9 - at LSU (2/11/17) BLK: 2 - (2x) last vs. California (2/12/15) STL: 3 - (2x) last at LSU (2/11/17)
YEAR	GP/GS	PPG	RPG	BPG	SPG	FG%	FT%																						
2017-18	--/--	--	--	--	--	--	--																						
Career	103/44	4.4	2.9	0.2	0.4	.453	.631																						
20		DARIOUS HALL ■ FR ■ F ■ 6-6 ■ 210 Little Rock, Ark. ■ Mills University Studies HS	<table><tr><th>YEAR</th><th>GP/GS</th><th>PPG</th><th>APG</th><th>RPG</th><th>SPG</th><th>FG%</th><th>FT%</th></tr><tr><td>2017-18</td><td>1/0</td><td>3.0</td><td>--</td><td>3.0</td><td>1.0</td><td>.250</td><td>.500</td></tr><tr><td>Career</td><td>1/0</td><td>3.0</td><td>--</td><td>3.0</td><td>1.0</td><td>.250</td><td>.500</td></tr></table>	YEAR	GP/GS	PPG	APG	RPG	SPG	FG%	FT%	2017-18	1/0	3.0	--	3.0	1.0	.250	.500	Career	1/0	3.0	--	3.0	1.0	.250	.500	<ul style="list-style-type: none">Recorded 3 blocks and 3 rebounds against Samford.Named 3X All-State and 2017 5A State Tournament MVP.Ranked the No. 4 player in the state of Arkansas.Earned a four-star rating by ESPN.	CAREER HIGHS PTS: 3 - Samford (11/10/17) AST: - REB: 3 - Samford (11/10/17) BLK: -
YEAR	GP/GS	PPG	APG	RPG	SPG	FG%	FT%																						
2017-18	1/0	3.0	--	3.0	1.0	.250	.500																						
Career	1/0	3.0	--	3.0	1.0	.250	.500																						
22		GABE OSABUOHIE ■ FR ■ F ■ 6-8 ■ 219 Toronto, Canada ■ Southwest Christian Aca.	<table><tr><th>YEAR</th><th>GP/GS</th><th>PPG</th><th>APG</th><th>SPG</th><th>FG%</th><th>3FG%</th><th>FT%</th></tr><tr><td>2017-18</td><td>1/0</td><td>2.0</td><td>--</td><td>--</td><td>.500</td><td>--</td><td>0.000</td></tr><tr><td>Career</td><td>1/0</td><td>2.0</td><td>--</td><td>--</td><td>.500</td><td>--</td><td>0.000</td></tr></table>	YEAR	GP/GS	PPG	APG	SPG	FG%	3FG%	FT%	2017-18	1/0	2.0	--	--	.500	--	0.000	Career	1/0	2.0	--	--	.500	--	0.000	<ul style="list-style-type: none">Ranked the No. 5 player in the state of Arkansas.Ranked the No. 63 small forward by 247Sports.Played for Team Loaded N. Carolina on the Adidas Circuit	CAREER HIGHS PTS: 2 - Samford (11/10/17) AST: - REB: - BLK: -
YEAR	GP/GS	PPG	APG	SPG	FG%	3FG%	FT%																						
2017-18	1/0	2.0	--	--	.500	--	0.000																						
Career	1/0	2.0	--	--	.500	--	0.000																						
23		C.J. JONES ■ SO ■ G ■ 6-5 ■ 175 Birmingham, Ala. ■ Central Park Christian	<table><tr><th>YEAR</th><th>GP/GS</th><th>PPG</th><th>APG</th><th>SPG</th><th>FG%</th><th>3FG%</th><th>FT%</th></tr><tr><td>2017-18</td><td>1/0</td><td>10.0</td><td>1.0</td><td>--</td><td>.571</td><td>.400</td><td>--</td></tr><tr><td>Career</td><td>22/0</td><td>2.8</td><td>0.3</td><td>0.0</td><td>.488</td><td>.483</td><td>.714</td></tr></table>	YEAR	GP/GS	PPG	APG	SPG	FG%	3FG%	FT%	2017-18	1/0	10.0	1.0	--	.571	.400	--	Career	22/0	2.8	0.3	0.0	.488	.483	.714	<ul style="list-style-type: none">Scored 10 pts and 3 rebounds in the season opener.Scored a team-high 24 points in the Red-White game.42 of his 61 career points have come from made 3-pointers.Expected to contribute significant minutes as a sophomore.	CAREER HIGHS PTS: 11 - (2x) last vs. Austin Peay (12/3/16) AST: 2 - Austin Peay (12/3/16) STL: 1 - Missouri (1/14/17) 3FGM: 3 - Austin Peay (12/3/16)
YEAR	GP/GS	PPG	APG	SPG	FG%	3FG%	FT%																						
2017-18	1/0	10.0	1.0	--	.571	.400	--																						
Career	22/0	2.8	0.3	0.0	.488	.483	.714																						
31		ANTON BEARD ■ SR ■ G ■ 6-0 ■ 185 North Little Rock, Ark. ■ North Little Rock HS	<table><tr><th>YEAR</th><th>GP/GS</th><th>PPG</th><th>RPG</th><th>BPG</th><th>SPG</th><th>FG%</th><th>FT%</th></tr><tr><td>2017-18</td><td>1/1</td><td>14.0</td><td>2.0</td><td>--</td><td>1.0</td><td>.500</td><td>1.000</td></tr><tr><td>Career</td><td>95/29</td><td>6.7</td><td>2.1</td><td>0.0</td><td>1.0</td><td>.383</td><td>.691</td></tr></table>	YEAR	GP/GS	PPG	RPG	BPG	SPG	FG%	FT%	2017-18	1/1	14.0	2.0	--	1.0	.500	1.000	Career	95/29	6.7	2.1	0.0	1.0	.383	.691	<ul style="list-style-type: none">Scored 14 pts and 6 assists in the season opener.Has played in a team-high 95 games as a Razorback.Averaged 7.2 points and 2.1 boards per game as a junior.Named to SEC All-Freshman team in 2014-15.	CAREER HIGHS PTS: 18 - at Georgia (1/23/16) AST: 7 - LSU (1/21/17) STL: 5 - Milwaukee (12/22/14) 3FGM: 4 - at Ole Miss (2/14/15)
YEAR	GP/GS	PPG	RPG	BPG	SPG	FG%	FT%																						
2017-18	1/1	14.0	2.0	--	1.0	.500	1.000																						
Career	95/29	6.7	2.1	0.0	1.0	.383	.691																						
HC		 1980-82 - Student-Athlete  1982-85 - Volunteer Assistant  1985-89 - Volunteer Assistant 1989-00 - Assistant Coach 2000-02 - Assistant Head Coach  2002-06 - Head Coach 89-41 (.680)  2006-11 - Head Coach 111-57 (.660)  2011-Present - Head Coach 129-74 (.635)																											