



# ARKANSAS RAZORBACKS

1 National Championship » 6 Final Four Appearances » 10 Sweet 16 Appearances » 31 NCAA Appearances

## 2017-18 SCHEDULE »

Overall: 3-0 | SEC: 0-0 | H: 3-0 | A: 0-0 | N: 0-0

NOVEMBER	TV	W/L	SCORE
10 Samford	SEC Network +	W	95-56
12 Bucknell	SEC Network	W	101-73
17 Fresno State	SEC Network +	W	83-75
23 vs. Oklahoma^	ESPN2		4 p.m.
24 vs. UNC/Portland^	ESPN/3		TBD
26 vs. TBD^	TBD		TBD

### DECEMBER

2 at Houston	CBS Sports		6:30 p.m.
5 Colorado State	SEC Network +		7 p.m.
9 Minnesota	SEC Network		5:45 p.m.
16 vs. Troy+	None		7 p.m.
19 Oral Roberts	SEC Network +		7 p.m.
27 CSU Bakersfield	SEC Network		7 p.m.
30 Tennessee*	SEC Network		TBD

### JANUARY

2 at Mississippi State*	SEC Network		8 p.m.
6 at Auburn*	ESPN		5 p.m.
10 LSU*	SEC Network		8 p.m.
13 Missouri*	ESPN2		5 p.m.
17 at Florida*	ESPN2		6 p.m.
20 Ole Miss*	SEC Network		2:30 p.m.
23 at Georgia*	SEC Network		5:30 p.m.
27 Oklahoma State%	ESPN2		5 p.m.
30 at Texas A&M*	ESPN		8 p.m.

### FEBRUARY

3 at LSU*	SEC Network		2:30 p.m.
6 South Carolina*	ESPN2		6 p.m.
10 Vanderbilt*	SEC Network		7:30 p.m.
13 at Ole Miss*	SEC Network		6 p.m.
17 Texas A&M*	ESPN/2		3 p.m.
20 Kentucky*	ESPN		8 p.m.
24 at Alabama*	SEC Network		5 p.m.
27 Auburn*	SEC Network		8 p.m.

### MARCH

3 at Missouri*	ESPN/2		5 p.m.
7-11 at SEC Tournament	St. Louis		TBD

+ at Verizon Arena (North Little Rock, Ark.)  
 ^ Phil Knight Invitational (Portland, Oregon)  
 % Big12/SEC Challenge  
 \* SEC Game

5

» See page 5 for a full breakdown of Arkansas' 23 dunks through the first three games and how it ranks in recent history.

## THE MATCHUP »

### ARKANSAS RAZORBACKS (3-0)

**Head Coach:** Mike Anderson (Tulsa '82)  
**Record at Arkansas:** 131-74 (7th Season)  
**Overall Record:** 331-172 (16th Season)

### OKLAHOMA SOONERS (2-0)

**Head Coach:** Lon Kruger (Kansas State '75)  
**Record at OU:** 124-77 (7th Season)  
**Overall Record:** 603-381 (32nd Season)



## #FASTEST40 STORYLINES »

• A victory over Oklahoma would give Arkansas a 4-0 start for the second time in the last 11 years after a 6-0 start in 2014-15.

• In its most recent meeting with Oklahoma, Arkansas recorded an 81-78 victory in Bud Walton Arena during the 2012-13 season. The Razorbacks are 4-0 all-time against the Sooners in neutral site games.

• The Razorbacks have a +64 scoring margin in the first half through three games, leading Samford by 28 points, Bucknell by 22 and Fresno State by 14.

• For the first time in the last 70 years, Arkansas opened the season with back-to-back wins of at least 28 points.

• Arkansas' 23 dunks are the most through three games of the Mike Anderson era. The next two fastest teams to reach 23 dunks were the 2013-14 and 2014-15 teams, which needed nine games each.

• The Razorbacks are outscoring their opponents by 54 points in the paint, thanks to 23 dunks, compared to just three for the opposition.

• Last Friday against Fresno State, Daniel Gafford became the first Razorback in 22 years to record 25+ points, 8+ rebounds and 3+ blocks coming off the bench (via @HogStats).

• Daryl Macon is 8-for-8 from the free throw line this year and has made 15 straight dating back to the Seton Hall game last year in the NCAA Tournament.

• The Razorbacks are one of three high-major programs in the country with at least six seniors on their team this season, joining TCU and Minnesota.

## GAMEDAY INFORMATION »

**DATE:** Thursday, Nov. 23, 2017 | 4 p.m. CT  
**LOCATION:** Moda Center (Portland, Ore.)  
**TV:** ESPN2

**TALENT:** Roxy Bernstein (PXP), Bill Walton (Analyst)  
**RADIO:** Razorback/IMG Sports Network  
**TALENT:** Bob Joyce (PXP), Matt Zimmerman (Analyst)  
**STATS:** StatBroadcast.com  
**SERIES RECORD:** Arkansas leads, 15-12  
**NEXT UP:** vs. UNC/Portland - Friday, Nov. 24 at PK80

## THE PK80 STATS »

• All four current Division I coaches with 15+ years of head coaching experience and zero losing seasons will be at the Phil Knight Invitational, with three of them appearing in the Victory Bracket.

Coach	Schools	Years
Roy Williams	Kansas/UNC	30th
Tom Izzo	Michigan State	23rd
Mark Few	Gonzaga	18th
Mike Anderson	UAB/Missouri/Arkansas	16th

## THE PK80 VICTORY BRACKET NUMBERS »

- 14 National Championships
- 49 Final Fours
- 212 NCAA Championship appearances
- 373 NCAA Tournament wins
- 5 of the 8 schools have won a National Title
- 7 of the 8 teams have a Final Four appearance



• Arkansas has the chance to play two Final Four teams from last year at PK80, including a rematch with the defending National Champion Tar Heels in the second round.

• Arkansas 21-24 all-time against teams in the Victory Bracket, posting winning records against Oklahoma and Oregon.

## HOW THEY COMPARE » BY THE NUMBERS »

	93.0	.532	.373	36.3	18.3	5.7	7.3	68.0	.411	.347	+4.0	1.6
	POINTS	FG%	3FG%	BOARDS	ASSISTS	BLOCKS	STEALS	SCORING DEFENSE	FG% DEFENSE	3FG% DEFENSE	REBOUND MARGIN	AST-TO RATIO
	108.0	.573	.425	47.5	23.0	9.0	7.0	79.0	.366	.389	+10.5	1.6

#FASTEST40



## NUMERICAL ROSTER »

No.	Name	Pos.	Ht.	Wt.	Yr.	Hometown/High School/Last School
0	Jaylen Barford	G	Sr.	6-3	202	Jackson, Tenn./South Side HS/Motlow State CC
1	Trey Thompson	F	Sr.	6-9	265	Madison Ark./Forrest City HS
2	Adrio Bailey	F	So.	6-6	204	Campti, La./Lakeview HS
3	Khalil Garland	G	Fr.	6-5	198	Little Rock, Ark./Parkview HS
4	Daryl Macon	G	Sr.	6-3	185	Little Rock, Ark./Parkview HS/Holmes CC
5	Arlando Cook	F	Sr.	6-8	215	St. Louis, Mo./Madison Prep/Connors State College
10	Daniel Gafford	F	Fr.	6-11	217	El Dorado, Ark./El Dorado HS
11	Jalen Harris*	G	So.	6-2	166	Raleigh, N.C./Word of God Christian Academy/New Mexico
13	Dustin Thomas	F	Sr.	6-8	225	Texarkana, Texas/Pleasant Grove HS/Colorado
15	Jonathan Holmes	G	So.	5-10	190	Columbia, Ill./Columbia HS
20	Darius Hall	F	Fr.	6-6	202	Little Rock, Ark./Mills University Studies HS
22	Gabe Osabuohien	F	Fr.	6-8	219	Toronto, Canada/Southwest Christian Academy
23	C.J. Jones	G	So.	6-5	175	Birmingham, Ala./Central Park Christian
31	Anton Beard	G	Sr.	6-0	198	N. Little Rock, Ark./North Little Rock HS

\*Will sit out the 2017-18 season due to NCAA transfer rules

## COACHING STAFF »

Title	Name	Experience	Alma Mater
Head Coach	Mike Anderson	7th Year	Tulsa, '82
Associate Head Coach	Melvin Watkins	7th Year	Charlotte, '77
Assistant Coach	TJ Cleveland	7th Year	Arkansas, '02
Assistant Coach	Scotty Thurman	2nd Year	Philander-Smith, '03
Director of Operations	Matt Zimmerman	7th Year	Arkansas, '90
Director of S-A Development	Jeff Daniels	7th Year	Montevallo, '82
Video Coordinator	Will Bartlett	7th Year	Missouri, '09
Graduate Assistant	Riley Hall	2nd Year	Arkansas, '16
Graduate Assistant	Velton Kennedy	1st Year	Arkansas, '17
Athletic Trainer	Dave England	35th Year	Arkansas, '80



**#0 Jaylen Barford**  
Sr. | G | 6-3 | 202 | Jackson, Tenn.



**#1 Trey Thompson**  
Sr. | F | 6-9 | 265 | Madison, Ark.



**#2 Adrio Bailey**  
So. | F | 6-6 | 204 | Campti, La.



**#3 Khalil Garland**  
Fr. | G | 6-5 | 198 | Little Rock, Ark.



**#4 Daryl Macon**  
Sr. | G | 6-3 | 185 | Little Rock, Ark.



**#5 Arlando Cook**  
Sr. | F | 6-8 | 215 | St. Louis, Mo.



**#10 Daniel Gafford**  
Fr. | F | 6-11 | 234 | El Dorado, Ark.



**#11 Jalen Harris**  
So. | G | 6-2 | 164 | Raleigh, N.C.



**#13 Dustin Thomas**  
Sr. | F | 6-8 | 225 | Texarkana, Texas



**#15 Jonathan Holmes**  
So. | G | 5-10 | 190 | Columbia, Ill.



**#20 Darius Hall**  
Fr. | F | 6-6 | 210 | Little Rock, Ark.



**#22 Gabe Osabuohien**  
Fr. | F | 6-8 | 219 | Toronto, Canada



**#23 C.J. Jones**  
So. | G | 6-5 | 175 | Birmingham, Ala.



**#31 Anton Beard**  
Sr. | G | 6-0 | 185 | North Little Rock, Ark.



**Mike Anderson**  
Head Coach | 7th Season

## A-Z ROSTER »

No.	Name	Yr.
2	Bailey, Adrio	So.
0	Barford, Jaylen	Sr.
31	Beard, Anton	Sr.
5	Cook, Arlando	Sr.
10	Gafford, Daniel	Fr.
3	Garland, Khalil	Fr.
20	Hall, Darius	Fr.
11	Harris, Jalen	So.
15	Holmes, Jonathan	So.
23	Jones, C.J.	So.
4	Macon, Daryl	Sr.
22	Osabuohien, Gabe	Fr.
13	Thomas, Dustin	Sr.
1	Thompson, Trey	Sr.

## BY STATE »

<b>Alabama (1)</b>		
23	C.J. Jones	Birmingham, Ala.
<b>Arkansas (6)</b>		
1	Trey Thompson	Madison Ark.
3	Khalil Garland	Little Rock, Ark.
4	Daryl Macon	Little Rock, Ark.
10	Daniel Gafford	El Dorado, Ark.
20	Darius Hall	Little Rock, Ark.
31	Anton Beard	N. Little Rock, Ark.
<b>Canada (1)</b>		
22	Gabe Osabuohien	Toronto
<b>Illinois (1)</b>		
15	Holmes, Jonathan	Columbia, Ill.
<b>Louisiana (1)</b>		
2	Adrio Bailey	Campti, La.
<b>Missouri (1)</b>		
5	Arlando Cook	St. Louis, Mo.
<b>North Carolina (1)</b>		
11	Jalen Harris*	Raleigh, N.C.
<b>Tennessee (1)</b>		
0	Jaylen Barford	Jackson, Tenn.
<b>Texas (1)</b>		
13	Dustin Thomas	Texarkana, Texas

## BY CLASS »

<b>SENIORS (6)</b>		<b>Pos.</b>
0	Jaylen Barford	Sr.
1	Trey Thompson	Sr.
4	Daryl Macon	Sr.
5	Arlando Cook	Sr.
13	Dustin Thomas	Sr.
31	Anton Beard	Sr.
<b>SOPHOMORES (4)</b>		
2	Adrio Bailey	So.
11	Jalen Harris*	So.
15	Jonathan Holmes	So.
23	C.J. Jones	So.
<b>FRESHMEN (4)</b>		
3	Khalil Garland	Fr.
10	Daniel Gafford	Fr.
20	Darius Hall	Fr.
22	Gabe Osabuohien	Fr.

## THE PRONUNCIATIONS »

Adrio Bailey: A-Dree-O  
Gabe Osabuohien: oh-sah-BOY-en

### A LOOK AT THE OTHER GUYS »

• Oklahoma (2-0) has opened its 2017-18 season with a pair of blowout wins against Omaha and Ball State and has a scoring margin of +29.

• Oklahoma's 108 points per game is good for fifth in the country.

• The Sooners have five players averaging double figures, led by freshman Trae Young at 18.5 points per game.

### THE NON-CON SLATE »

• Arkansas is slated to play 13 non-conference games this year, with seven of those teams picked to finish in the top four of their respective league standings.

• Arkansas will have the chance to play three Final Four teams from last year during the regular season.

• Arkansas defeated a pair of teams ranked in the Mid-Major Top 25 poll on opening weekend, with Bucknell checking in at No. 6, followed by Samford at No. 20.

Opponent	Conference	Picked	
Bucknell	Patriot	W	1st
Minnesota	Big 10	-	2nd
Samford	Southern	W	2nd
North Carolina^	Atlantic Coast	-	2nd
Troy	Sun Belt	-	3rd
CSU Bakersfield	Western Athletic	-	4th
Fresno State	Mountain West	W	4th
Colorado State	Mountain West	-	5th
Houston	American	-	6th
Oklahoma	Big 12	-	6th
Oral Roberts	Summit	-	7th
Portland^	West Coast	-	9th
Oklahoma State	Big 12	-	10th

^Could play on day two at the Phil Knight Invitational

### PLENTY OF HELP TO GO AROUND »

• The Razorbacks return their top four assists leaders from SEC play a year ago as big man Trey Thompson showed off his passing ability and led the way with 36 helpers in 18 league games.

• According to @HogStats, Thompson is the tallest player in Arkansas history with more career assists (98) than made field goals (78).

### THE 2018 SIGNING CLASS »

• The Razorbacks signed six incoming freshmen during the 2018 early signing period, ranking as the 17th-best class in the country by ESPN.

Signee	Pos.	Ht.	Hometown
Ethan Henderson	6-9	F	Little Rock, Ark.
Reggie Chaney	6-8	F	Tulsa, Okla.
Jordan Phillips	6-7	G	Cedar Hill, Texas
Keyshawn Embery	6-3	G	Oklahoma City
Isaiah Joe	6-4	G	Fort Smith, Ark.
Desi Sills	6-2	G	Jonesboro, Ark.

### BEST RETURNING DUO IN 24 YEARS »

• Jaylen Barford and Daryl Macon are the first Razorback duo since Scotty Thurman and Corliss Williamson to return after both players recorded 450-plus points and 70-plus assists the previous season. (via @HogStats)

Player	Season	Assists	Points
Daryl Macon	2016-17	80	483
Jaylen Barford	2016-17	72	459
Corliss Williamson	1993-94	74	695
Scotty Thurman	1993-94	103	539

### EXCEEDING EXPECTATIONS »

• After being picked to finish sixth in the SEC by the media, Arkansas is looking to finish higher than it was picked for the fifth straight season.

Year	Picked	Finished
2017-18	6th	TBD
2016-17	5th	T-3rd
2015-16	11th	T-8th
2014-15	3rd	2nd
2013-14	8th	5th

### SUSTAINED SUCCESS »

• The Razorbacks are one of four teams in the league to finish .500 or better in SEC play each of the last five years.

• Arkansas and Kentucky are the only schools to finish in the top three of the SEC in two of the last three years.

### THE ART OF ORGANIZED CHAOS »

• During the Mike Anderson era over the last six years, Arkansas is tied for sixth in the country and ranks second among high major programs in forcing the opponent to 25-plus turnovers in a game. It's happened nine times and the Razorbacks are 9-0 in those contests. During the same span, Arkansas is 27-2 when forcing 20 turnovers in a game.

### RUNS AND STREAKS »

• In the season opener against Samford, Arkansas had four different 10-0 runs, including a 16-0 spurt in the first half that turned a one-point deficit into a 15-point lead it would never relinquish.

• The Razorbacks held Samford scoreless for 6 minutes and 25 second during a stretch in the second half.



### RECORD BREAKDOWN

At Home (Bud Walton Arena)	3-0
On The Road	0-0
Neutral	0-0
White Uniforms	3-0
Cardinal Uniforms	0-0
Anthracite Uniforms	0-0

### HALFTIME/LEADS/OVERTIME

Leading at the half, home	3-0
Leading at the half, road/neutral	0-0
Tied at the half, home	0-0
Tied at the half, road/neutral	0-0
Trailing at the half, home	0-0
Trailing at the half, road/neutral	0-0
Games decided by 5 points or fewer	0-0
Games decided by 10 points or fewer	1-0
Leading with 5:00 left	3-0
Leading with 2:00 left	3-0
Overtime games	0-0

### OFFENSE

Scoring less than 70 points	0-0
Scoring 70-79 points	0-0
Scoring 80-89 points	1-0
Scoring 90-99 points	1-0
Scoring 100+ points	1-0
2 Players Or Less in Double Figures	0-0
3 Players in Double Figures	0-0
4 Players in Double Figures	2-0
5 Players in Double Figures	0-0
6 Players in Double Figures	1-0
7 Players in Double Figures	0-0
1 Player Scores 20 Points	1-0
2 Players Score 20 Points	1-0
When shooting 50 percent or higher	2-0
When shooting less than 50 percent	1-0

### REBOUNDING/TURNOVERS

When outrebounding opponent	2-0
When outrebounded	1-0
When rebounds are even	0-0
When grabbing 10+ offensive reb	1-0
When forcing 15+ turnovers	3-0
When committing less than 15 turnovers	3-0
When committing 15+ turnovers	0-0

### Top Scorers (Includes Ties)

Jaylen Barford	2-0
Daniel Gafford	1-0
Daryl Macon	1-0

### Top Rebounders (Includes Ties)

Trey Thompson	2-0
Daniel Gafford	1-0

### Months

In November	3-0
In December	0-0
In January	0-0
In February	0-0
In March	0-0

## NEWS AND NOTES »

• Arkansas has recorded eight victories over AP Top 25 teams during the Mike Anderson era, including at least one in five of his first six years. Last season, the Razorbacks went on the road and defeated No. 21 and eventual Final Four participant South Carolina.

• For just the second time since joining the SEC, Arkansas had three players with six-plus assists in the season opener against Samford.

• The last time Arkansas led by 20+ points at halftime in the first two games of the season was during the 1993-94 National Championship season.

• Arkansas scored 95-plus points in its first two games of the season for the first time in the last 21 years.

• Arkansas recorded 28 assists in the season opener, marking the third time in the 21st century and the second time in the Anderson era the Razorbacks had 28-plus assists in a game.

• During the last seven years, Arkansas is 40-3 when dishing out 20 assists, including a 28-1 mark in non-conference play.

• Daryl Macon and Jaylen Barford are looking to become the sixth and seventh players in program history to score 1,000 points as a Razorback in just two seasons. They could follow in the footsteps of Martin Terry, Scotty Thurman, Todd Day, Dusty Hannahs and Bobby Portis.

Player	Games	Years	PPG	Total Points
Martin Terry	52	1972-73	26.3	1,368
Scotty Thurman	65	1993-94	16.6	1,079
Todd Day	67	1989-90	16.5	1,109
Dusty Hannahs	68	2016-17	15.4	1,047
Bobby Portis	70	2014-15	15.0	1,047
Daryl Macon	39	2017-18	13.6	531
Jaylen Barford	39	2017-18	13.3	520

### THE BEST SCORERS IN AMERICA »

• Sports Illustrated ranked the top 100 scorers in college basketball entering the 2017-18 season and Arkansas has two of the top 80 impact players in the country in Daryl Macon and Jaylen Barford.

• Arkansas is one of three teams in the SEC with two players ranked among the top 80 scorers in the country, joining Kentucky and Ole Miss.

• Macon is ranked No. 44 after scoring 13.4 points per game last year, while Barford is No. 79 after adding 12.8 points per contest as a junior.

## MISCELLANEOUS STATISTICS »

### Double-Figure Scoring Games

Player	13-14	14-15	15-16	16-17	17-18	Career
Anton Beard	--	8	7	14	3	32
Jaylen Barford	--	--	--	27	3	30
Daryl Macon	--	--	--	27	3	30
Dustin Thomas	1	3	--	4	--	8
Trey Thompson	--	0	2	0	--	2
Daniel Gafford	--	--	--	--	3	3
C.J. Jones	--	--	--	2	1	3
Adrio Bailey	--	--	--	1	1	2

### 20-Point Scoring Games

Player	13-14	14-15	15-16	16-17	17-18	Career
Jaylen Barford	--	--	--	5	1	6
Daryl Macon	--	--	--	3	1	4
Daniels Gafford	--	--	--	--	1	1

### 30-Point Scoring Games

Player	13-14	14-15	15-16	16-17	17-18	Career
Daryl Macon	--	--	--	1	--	1

### 3 + Three-Pointers in a Game

Player	13-14	14-15	15-16	16-17	17-18	Career
Daryl Macon	--	--	--	11	2	13
Anton Beard	--	2	1	2	--	5
Jaylen Barford	--	--	--	2	--	2
Dustin Thomas	0	1	--	0	--	1
C.J. Jones	--	--	--	1	--	1

### 5 + Three-Pointers in a Game

Player	13-14	14-15	15-16	16-17	17-18	Career
Daryl Macon	--	--	--	1	--	1

### Double Figure Rebounding Games

Player	13-14	14-15	15-16	16-17	17-18	Career
Trey Thompson	--	0	0	1	1	2

### Double-Doubles

Player	13-14	14-15	15-16	16-17	17-18	Career
--	--	--	--	--	--	--

### 5 + Assist Games

Player	13-14	14-15	15-16	16-17	17-18	Career
Daryl Macon	--	--	--	5	1	6
Anton Beard	--	0	0	2	1	3
Jaylen Barford	--	--	--	1	2	3
Trey Thompson	--	0	1	1	--	2

### 3 + Steals in a Game

Player	13-14	14-15	15-16	16-17	17-18	Career
Anton Beard	--	4	1	2	--	7
Jaylen Barford	--	--	--	6	--	6
Daryl Macon	--	--	--	2	--	2
Dustin Thomas	0	1	--	1	--	2
Trey Thompson	--	0	0	1	--	1
Adrio Bailey	--	--	--	1	--	1

### 3 + Blocks in a Game

Player	13-14	14-15	15-16	16-17	17-18	Career
Trey Thompson	--	0	2	1	--	3
Daniel Gafford	--	--	--	--	2	2
C.J. Jones	--	--	--	1	--	1
Arlando Cook	--	--	--	1	--	1



# WELCOME TO THE #DUNKPALACE

## DUNKS BY PLAYER »

Daniel Gafford	10
Adrio Bailey	5
Darius Hall	2
Trey Thompson	2
Gabe Osabuohien	2
Jaylen Barford	1
C.J. Jones	1
7 Players	23

## 23 DUNKS IN 3 GAMES



## MOST DUNKS IN A GAME »

12	Samford (11/10/17)
7	Fresno State (11/17/17)
4	Bucknell (11/12/17)

## MOST DUNKS IN A HALF »

8	2nd	Samford (11/10/17)
6	2nd	Fresno State (11/17/17)
4	1st	Samford (11/10/17)
2	1st	Bucknell (11/12/17)
2	2nd	Bucknell (11/12/17)

## RECORD BY DUNKS »

5+ Dunks	2-0
4+ Dunks	3-0
2+ Dunks	3-0
1 Dunk	0-0
Held Without a Dunk	0-0

## MOST DUNKS IN THE SEC »

Arkansas	23
Alabama	21
Mississippi State	15
Auburn	14
Florida	12
Kentucky	12
Vanderbilt	11
Missouri	8
LSU	7
Ole Miss	5
Texas A&M	4
Georgia	3
Tennessee	3
South Carolina	0



• Arkansas' 23 dunks are the most through three games of the Mike Anderson era. The next two fastest teams to reach 23 dunks were the 2013-14 and 2014-15 teams, which needed nine games each.

• Arkansas' 12 dunks against Samford are the most throwdowns of the Mike Anderson era in a single game with the previous high of eight coming against Mississippi State on Jan. 23, 2013.

Dunks	Opponent	Year
12	Samford	2017-18
8	Mississippi State	2012-13
7	Fresno State	2017-18
7	Minnesota	2012-13
7	Alabama A&M	2012-13
7	Northwestern State	2015-16
7	Northwestern State	2014-15
7	Vanderbilt	2014-15

• Two of the three highest single-game dunk totals of the Mike Anderson era have come this season.

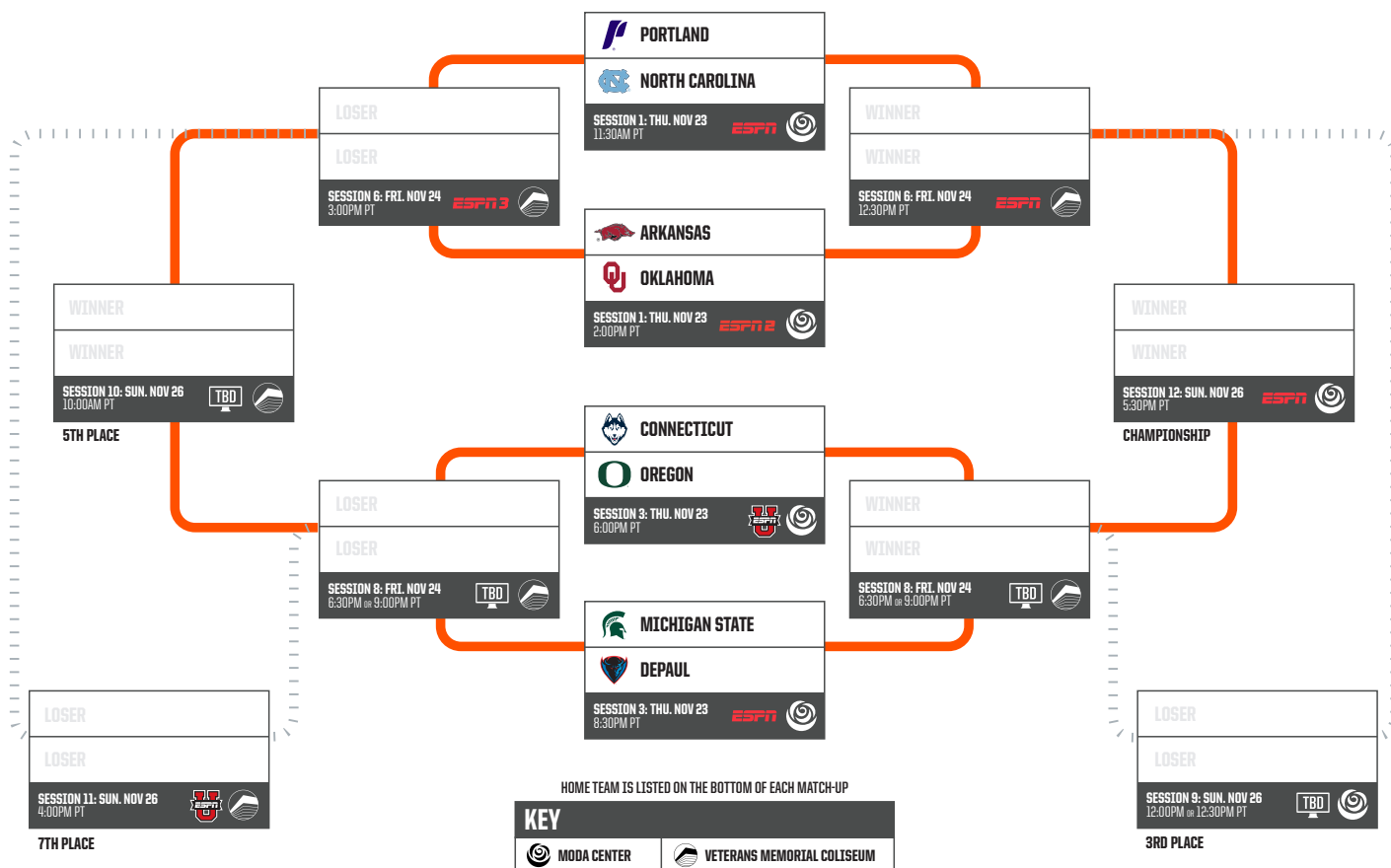
• It took 19 games last year for Arkansas to record 23 dunks.

"This might be the most  
**ATHLETIC**  
team I've ever had as a  
head coach." - Mike Anderson

# "THE BEST COLLECTION OF COLLEGE BASKETBALL TEAMS IN THE HISTORY OF SPORTS"



## VICTORY BRACKET



The Phil Knight Invitational presented by State Farm will be a two-tournament men's college basketball event held in Portland, Oregon, honoring Nike Co-Founder Phil Knight for his 80th Birthday and in recognition of his significant contributions to collegiate basketball. Sixteen college teams will participate in what will be the best collection of college basketball teams in one event, at a single site, in the history of the sport.

ESPN and the Rose Quarter will host one of the largest regular season tournaments in college basketball history with games taking place in both the Moda Center and the Veterans Memorial Coliseum. The event will consist of two brackets of eight teams, with each bracket limited to one team per conference. Games will be played on Thursday, November 23; Friday, November 24; and Sunday, November 26.



# MIKE ANDERSON



## CAREER NUMBERS

### At Arkansas: 131-74 (7th Year)

2017-18	»	3-0
2016-17	»	26-10 (NCAA, Second Round)
2015-16	»	16-16
2014-15	»	27-9 (NCAA, Third Round)
2013-14	»	22-12 (NIT, Second Round)
2012-13	»	19-13
2011-12	»	18-14

### At Missouri: 111-57 (5 Years)

2010-11	»	23-11 (NCAA Second Round)
2009-10	»	23-11 (NCAA Second Round)
2008-09	»	31-7 (NCAA Elite Eight)
2007-08	»	16-16
2006-07	»	18-12

### At Alabama-Birmingham (UAB): 89-41 (4 Years)

2005-06	»	24-7 (NCAA First Round)
2004-05	»	22-11 (NCAA Second Round)
2003-04	»	22-10 (NCAA Sweet 16, C-USA Co-Champs)
2002-03	»	21-13 (NIT Quarterfinals)

**Overall Record**     **331-172 (16th Year)**

## IT'S A NUMBERS GAME

### Postseason Tournaments

**1 2 3 4 5 6 7 8 9 10**

### 20-Win Seasons

**1 2 3 4 5 6 7 8 9 10**

### NCAA Tournaments

**1 2 3 4 5 6 7 8**

### 30-Win Seasons

**1**

### Losing Seasons

**0**

## PERSONAL INFO

Born: Dec. 12, 1959  
Hometown: Birmingham, Ala.  
Alma Mater: Tulsa (1982)  
Wife: Marcheita  
Children: Darcheita, Michael Jr., Yvonne  
Date Named Head Coach at Arkansas: March 23, 2011

**HEAD COACH**  
**7TH SEASON AT ARKANSAS**  
**16TH SEASON OVERALL**

Razorback Nation welcomed home one of its own on March 23, 2011, when Mike Anderson was named the 12th head men's basketball coach in Arkansas history. Charged with bringing back the winning tradition that was synonymous with the Razorback program throughout the '80s and '90s, Anderson enters his seventh season at Arkansas and 16th year as a head coach in 2017-18.

Anderson continued to bring Razorback basketball back to national relevance in 2016-17, leading Arkansas to a 26-10 record, a spot in the SEC Tournament Championship game and on the brink of knocking off the eventual National Champion North Carolina Tar Heels with the Sweet 16 on the line.

The Razorbacks posted the seventh-most wins in program history last season, as Anderson led his squad to 12 SEC victories for the fifth time in school history and captured six conference road victories, tying the 1994 championship team and the 2015 NCAA Tournament squad for the most in the SEC era. The Razorbacks ended the season 8-3 in their last 11 SEC road contests, the best stretch since the end of the 1993-94 and beginning of the 1994-95 seasons. Arkansas used its second-best free throw percentage in school history (.761) to post a 4-0 record in games decided by one possession and a perfect 24-0 mark when leading with two minutes left in the contest.

The outlook on Razorback basketball has never been brighter, as Anderson welcomes a top-25 recruiting class to Fayetteville for the upcoming season that features four of the top five players in the state of Arkansas. Three of the four players are listed as four-star prospects by ESPN as Anderson's staff continues to land the best talent in the state.

During the last four years, 17 current or former players have received their degree from the University of Arkansas, including five individuals during the 2016-17 season. Seniors Dusty Hannahs, Moses Kingsley and Manuale Watkins walked across the stage, while junior Trey Thompson participated in commencement and is scheduled to complete his degree in December and wear the coveted "SEC Graduate" patch on his uniform during the 2017-18 campaign. Former Razorback great and all-time assist leader Kareem Reid walked across the stage 18 years after his final game as a Hog, and former graduate transfer Willy Kouassi graduated in the summer of 2017 with his master's degree.

During his first six seasons at Arkansas, Anderson produced a 128-74 record and was the first head coach in program history to win 18 or more games in each of his first four years. Anderson has also re-established Bud Walton Arena as one of the toughest places to play and brought excitement back to the tradition-rich program. Since his return to Fayetteville, the Razorbacks are tied for the fourth-most home victories in the country with 95 and are one of four teams in the country with 95-plus wins and 15 or fewer losses at home over the last six seasons. The 2012-13 squad posted just the third unbeaten SEC home record (9-0) in program history and the first since 1998. The success on-and-off the court has translated into fan support as Arkansas returned to the top 25 in national attendance the first six years, including No. 12 in 2016-17.

## CONSISTENCY

*Head coach Mike Anderson is one of just four current Division I coaches with 15-plus years of head coaching experience and zero losing seasons. He is the only coach to accomplish the feat at three different programs.*

<b>Coach</b>	<b>Schools</b>	<b>Yrs</b>
Roy Williams	Kansas/UNC	30th
Tom Izzo	Michigan State	23rd
Mark Few	Gonzaga	18th
<b>Mike Anderson</b>	<b>UAB/Missouri/Arkansas</b>	<b>16th</b>

## BY THE NUMBERS »

4

» At least four Arkansas players have earned SEC Academic Honor Roll honors each of the last four years.

18

» Arkansas has had 18 current and former players graduate since May 2014, averaging 4.5 graduates per academic year.

21

» During the last four years, men's basketball has earned 21 SEC All-Academic honors, including seven in 2015-16.


# PLAY HARD ACT RIGHT

• Senior Trey Thompson has already participated in commencement and is scheduled to complete his degree in December and wear the coveted "SEC Graduate" patch on his uniform during the remainder of the 2017-18 campaign.

• Arkansas had a team grade point average of 2.93 last year, while all four incoming freshman had over a 3.3 GPA during their summer term.

18

CURRENT OR FORMER PLAYERS HAVE GRADUATED IN THE LAST 4 YEARS



## THE NATIONAL POLLS »

### Associated Press Poll - (Nov. 20)

RK	TEAM	RECORD	POINTS
1	Duke (54)	4-0	1,613
2	Arizona (11)	3-0	1,527
3	Kansas	3-0	1,504
4	Michigan State	2-1	1,390
5	Villanova	3-0	1,345
6	Wichita State	2-0	1,321
7	<b>Florida</b>	<b>3-0</b>	<b>1,117</b>
8	<b>Kentucky</b>	<b>3-1</b>	<b>1,104</b>
9	North Carolina	2-0	1,079
10	USC	3-0	1,055
11	Miami	3-0	918
12	Cincinnati	3-0	893
13	Notre Dame	3-0	857
14	<b>Minnesota</b>	<b>4-0</b>	<b>754</b>
15	Xavier	3-0	750
16	<b>Texas A&amp;M</b>	<b>2-0</b>	<b>618</b>
17	Gonzaga	3-0	540
18	Purdue	4-0	527
19	Louisville	2-0	466
20	Seton Hall	4-0	370
21	Saint Mary's	4-0	344
22	Baylor	3-0	206
23	West Virginia	2-1	191
23	UCLA	3-0	191
25	<b>Alabama</b>	<b>3-0</b>	<b>133</b>

**Others receiving votes:** Virginia 93, Texas Tech 81, TCU 36, Northwestern 20, Nevada 19, Providence 11, Maryland 9, Michigan 9, Texas 7, Creighton 6, **Oklahoma 5**, Temple 4, Oregon 4, **Arkansas 3**, UT Arlington 2, Belmont 1, Rhode Island 1, Stephen F. Austin 1

### USA Today Coaches Poll (Nov. 20)

RK	TEAM	RECORD	POINTS
1	Duke (29)	4-0	793
2	Kansas (2)	3-0	746
3	Villanova (1)	3-0	678
4	Arizona	3-0	677
5	Michigan State	2-1	670
6	Wichita State	2-0	616
7	<b>Florida</b>	<b>3-0</b>	<b>583</b>
8	<b>Kentucky</b>	<b>3-1</b>	<b>559</b>
9	North Carolina	2-0	532
10	USC	3-0	428
11	Miami	3-0	420
12	Notre Dame	3-0	406
13	Cincinnati	3-0	403
14	Xavier	3-0	363
15	<b>Minnesota</b>	<b>4-0</b>	<b>343</b>
16	Purdue	4-0	305
17	Gonzaga	3-0	280
18	Louisville	2-0	224
19	<b>Texas A&amp;M</b>	<b>2-0</b>	<b>193</b>
20	West Virginia	2-1	190
21	Saint Mary's	4-0	185
22	Seton Hall	4-0	137
23	UCLA	3-0	136
24	Baylor	3-0	113
25	Virginia	4-0	77

**Others receiving votes:** **Alabama 56**, Texas Tech 56, Creighton 35, Oregon 26, SMU 19, **Missouri 17**, TCU 16, **Arkansas 13**, Maryland 13, Northwestern 12, Wisconsin 8, **Oklahoma 8**, **South Carolina 8**, Providence 7, Temple 7, Michigan 7, Texas 7, Virginia Tech 5, **Georgia 5**, Oakland 5, Butler 4, Rhode Island 3, UT Arlington 3, Utah 2, Nevada 1

## WEEK-BY-WEEK RANKINGS »

WEEK	AP	COACHES	NCAA RPI
Preseason	NR	RV	--
Nov. 13	RV	RV	--
Nov. 20	RV	RV	--
Nov. 27			--
Dec. 4			--
Dec. 11			--
Dec. 18			--
Dec. 25			--
Jan. 1			--
Jan. 8			--
Jan. 15			--
Jan. 22			--
Jan. 29			--
Feb. 5			--
Feb. 12			--
Feb. 19			--
Feb. 26			--
March 5			--
March 12			--
April 2 (Final)			--

### The Last time Arkansas was ranked in the AP...

Top 25:	No. 21	March 16, 2015
Top 15:	No. 15	Nov. 14, 2000
Top 10:	No. 6	1994-95 Final Poll
Top 5:	No. 5	March 7, 1995
No. 1:	No. 1	1994-95 Preseason Poll



## » QUICK FACTS »

### ABOUT ARKANSAS

Location..... Fayetteville, Ark.  
 Enrollment ..... 27,558  
 Founded ..... 1871  
 Colors ..... Cardinal (PMS 201) and White  
 Nickname ..... Razorbacks  
 Conference ..... Southeastern (SEC)  
 Arena (Capacity)..... Bud Walton Arena (19,200)

### ADMINISTRATION

System President ..... Dr. Donald R. Bobbitt  
 Chancellor ..... Dr. Joseph E. Steinmetz  
 Vice Chancellor and Athletic Director ..... Jeff Long  
 Faculty Representative ..... Gerald Jordan

### COMMUNICATIONS

Associate Communications Director ..... David Beall  
 Email ..... jdb048@uark.edu  
 Office Phone ..... 479-575-3114  
 Cell Phone ..... 479-445-5336  
 Twitter ..... @Beall\_sid  
 Secondary Contact ..... Brent Hull  
 Email ..... bwh003@uark.edu  
 Office Fax ..... 479-575-7481  
 Athletic Website ..... ArkansasRazorbacks.com  
 Bud Walton Arena Press Row ..... 479-575-6622  
 Arkansas Ticket Office ..... 479-575-5151

### HISTORY

First Year ..... 1923-24  
 Seasons ..... 95th  
 Overall Conference Championships . 24 (2 SEC, 22 SWC)  
 SEC Overall Championships ..... 2 (1992, 1994)  
 SEC Division Championships .. 4 (1992, 1993, 1994, 1995)  
 SEC Tournament Championships ..... 1 (2000)  
 NCAA Tournament Appearances ..... 31\*  
 National Championships ..... 1 (1994)  
 National Runner-Up ..... 1 (1995)  
 NCAA Final Fours .... 6 (1941, 1945, 1978, 1990, 1994, 1995)  
 NCAA Elite Eight ..... 6 (1978, 1979, 1990, 1994, 1995)  
 NCAA Sweet 16 ..... 10  
 NIT Record (App.) ..... 5-4 (3)

\* - Arkansas also received a bid in 1944 but was unable to participate due to a car accident. Total number of appearances is 31.

## » THE LITTLE THINGS MATTER »

Player	Deflections	Charges	Steals	Dunks	Blocks
Adrio Bailey	22	1	3	5	6
Jaylen Barford	12	0	3	1	1
Anton Beard	14	1	4	0	0
Arlando Cook	0	0	0	0	0
Daniel Gafford	21	0	2	10	6
Khalil Garland	0	0	0	0	0
Darious Hall	11	1	3	2	2
Jonathan Holmes	1	0	1	0	0
C.J. Jones	7	0	1	1	0
Daryl Macon	11	0	4	0	1
Gabe Osabuohien	5	4	0	2	0
Dustin Thomas	0	0	0	0	0
Trey Thompson	15	0	1	2	1
<b>Totals</b>	<b>119</b>	<b>7</b>	<b>22</b>	<b>23</b>	<b>17</b>

## » HONORS AND AWARDS »

### Daryl Macon

- Preseason coaches All-SEC second team
- SEC All-Tournament Team (2017)
- SEC Player of the Week (Feb. 20, 2017)
- MVP of the Lone Star Shootout (2017)

### Jaylen Barford

- Preseason coaches All-SEC second team

### Anton Beard

- SEC All-Freshman (2015)
- SEC Freshman of the Week (Feb. 23, 2015)

### Trey Thompson

- SEC Winter Academic Honor Roll (2015-16)
- SEC First Year Academic Honor Roll (2014-15)

### Dustin Thomas

- SEC First Year Academic Honor Roll (2015-16)

## » PROHOGS BY THE NUMBERS »

# #PR HOGS

37

» Arkansas has had 37 all-time NBA Draft selections from 35 different players in program history.

16

» The Razorbacks have 16 All-Star game appearances by Joe Johnson (7), Sidney Moncrief (5) and Alvin Robertson (4).

12

» Arkansas has 12 first round NBA Draft picks in program history with Sidney Moncrief going No. 5 overall in 1979.

### #PROHOGS PRODUCTION »

Arkansas has had 29 former players go on to play in the NBA, including three this season as listed below.

Player	Team	Yrs	Draft Class
Joe Johnson	Jazz	17th	2001 - 10th (UTA)
Patrick Beverley	Rockets	6th	2009 - 42nd (LAC)
Bobby Portis	Bulls	3rd	2015 - 22nd (CHI)

#### POINTS »

- Scored 100+ : 11/12/2017 - 101 vs. Bucknell
- Scored 100+ in an SEC game: 2/10/2015 - 101 vs. Auburn
- Scored fewer than 50: 2/09/2016 - 46 at Mississippi State

#### OVERTIME GAMES »

- Played in an OT game: 1/30/2016 vs. Texas Tech, W, 75-68 (OT)
- Played in a 2OT game: 1/16/2013 vs. Auburn, W, 88-80 (2 OT)
- Played in a 3OT game: 2/09/1980 vs. Houston, L, 90-84 (3 OT)

#### VERSUS TOP-25 OPPONENTS »

- Beat an AP Top 25-ranked opponent: 02/15/2017 at No. 21 South Carolina, W, 83-76
- Beat an AP Top 10 team: 1/27/2016 vs. No. 5 Texas A&M, W, 74-71
- Beat an AP Top 5 team: 1/27/2016 vs. No. 5 Texas A&M, W, 74-71

#### VERSUS TOP-25 OPPONENTS ON THE ROAD »

- Beat an AP Top 25 team on road: 02/15/2017 at No. 21 South Carolina, W, 83-76
- Beat an AP Top 5 team on road: 2/09/1994 at No. 4 Kentucky, W, 90-82

#### DOUBLE-DOUBLES »

- Two players in same game: vs. Auburn (2/17/2016)
  - Moses Kingsley (20 pts, 10 rebs) and Jabril Durham (12 pts, 10 asts)

#### 3-POINT SHOOTING »

- 10+ 3FGM in a game: 2/18/2017 - 12 vs. Ole Miss
- 15+ 3FGM in a game: 1/09/2016 - 16 vs. Mississippi State

#### AT THE CHARITY STRIPE »

- Attempted 30+ FT in a game: 1/21/2017 - 35 vs. LSU
- 20+ FTM in a game: 11/17/2017 - 25 (of 38) vs. Fresno State
- 25+ FTM in a game: 11/17/2017 - 25 (of 38) vs. Fresno State

#### ASSISTS »

- Had 20+ assists: 11/10/17 - 28 vs. Samford
- Had 25+ assists: 11/10/17 - 28 vs. Samford
- Had 2 players with 5+ assists: 11/10/17 vs. Samford (Macon - 8, Barford & Beard - 6)
- Had 3 players with 5+ assists: 11/10/17 vs. Samford (Macon - 8, Barford & Beard - 6)

#### POINTS »

- Scored 30-39 points in a game: 02/18/2017 - 30 by Daryl Macon vs. Ole Miss
- Scored 40-49 points in a game: 01/11/1992 - 43 by Todd Day vs. LSU
- Scored 50+ points in a game: 11/13/2009 - 51 by Rotnei Clarke vs. Alcorn State

#### DOUBLE-DOUBLES »

- Points/Rebounds: 3/11/2017 - 12 pts and 13 rebs by Moses Kingsley vs. Vanderbilt
- Points/Assists: 2/17/2016 - 12 pts and 10 asts by Jabril Durham vs. Auburn

#### REBOUNDS »

- Had 15+ rebounds in a game: 03/07/2015 - 15 by Bobby Portis vs. LSU
- Had 20+ rebounds in a game: 11/21/1997 - 23 by Nick Davis vs. Jackson State

#### THREE-POINT SHOOTING »

- 5+ 3FGM in a game: 2/18/2017 - 6 (9 att) by Daryl Macon vs. Ole Miss

#### AT THE CHARITY STRIPE »

- 10+ FTA in a game: 11/17/2017 - 10 by Daniel Gafford vs. Fresno State
- 10+ FTM in a game: 2/1/2017 - 11 (12 att) by Moses Kingsley vs. Alabama

#### ASSISTS »

- 5+ assists in a game: 11/17/17 vs. Fresno State (Barford - 5)
- Consecutive 5+ assists games: 03/05/2016 vs. South Carolina (11) and 03/10/2016 (6) vs. Florida by Jabril Durham
- 10+ assists in a game: 03/05/2016 - 11 by Jabril Durham vs. South Carolina
- Consecutive 10+ assists games: 01/16/2010 vs. Alabama (10) and 01/21/2010 vs. Florida (11) by Courtney Fortson

#### BLOCKS »

- Had 3+ blocks in a game: 11/17/17 - 3 by Daniel Gafford vs. Fresno State
- Had 5+ blocks in a game: 2/11/2017 - 5 by Moses Kingsley at LSU

#### STEALS »

- Had 5+ steals in a game: 01/09/2016 - 6 by Jabril Durham vs. Mississippi State
- Had consecutive 5+ steal games: 01/01/2006 vs. Western Ill. (5) and 01/07/2006 vs. Miss. St. (5) by Ronnie Brewer

## ARKANSAS GAME HIGHS »

POINTS	101	BUCKNELL (11/12/17)
	95	SAMFORD (11/10/17)
	83	FRESNO STATE (11/17/17)
FIELD GOALS MADE	38	BUCKNELL (11/12/17)
	36	SAMFORD (11/10/17)
FIELD GOAL ATTEMPTS	71	BUCKNELL (11/12/17)
	63	SAMFORD (11/10/17)
FIELD GOAL PERCENTAGE	.571 (36-63)	SAMFORD (11/10/17)
	.535 (38-71)	BUCKNELL (11/12/17)
3 PT FIELD GOALS MADE	9	SAMFORD (11/10/17)
	6	BUCKNELL (11/12/17)
3 PT FG ATTEMPTS	22	SAMFORD (11/10/17)
	15	BUCKNELL (11/12/17)
3 PT FG PERCENTAGE	.409 (9-22)	SAMFORD (11/10/17)
	.400 (6-15)	BUCKNELL (11/12/17)
FREE THROWS MADE	25	FRESNO STATE (11/17/17)
	19	BUCKNELL (11/12/17)
FREE THROW ATTEMPTS	38	FRESNO STATE (11/17/17)
	25	BUCKNELL (11/12/17)
FREE THROW PERCENTAGE	.760 (19-25)	BUCKNELL (11/12/17)
	.658 (25-38)	FRESNO STATE (11/17/17)
REBOUNDS	41	BUCKNELL (11/12/17)
	35	SAMFORD (11/10/17)
ASSISTS	28	SAMFORD (11/10/17)
	15	FRESNO STATE (11/17/17)
STEALS	10	BUCKNELL (11/12/17)
	7	SAMFORD (11/10/17)
BLOCKED SHOTS	6	FRESNO STATE (11/17/17)
	6	SAMFORD (11/10/17)
TURNOVERS	13	BUCKNELL (11/12/17)
	11	FRESNO STATE (11/17/17)
	11	SAMFORD (11/10/17)
FOULS	21	FRESNO STATE (11/17/17)
	21	BUCKNELL (11/12/17)

## ARKANSAS GAME LOWS »

POINTS	83	FRESNO STATE (11/17/17)
	95	SAMFORD (11/10/17)
	101	BUCKNELL (11/12/17)
FIELD GOALS MADE	27	FRESNO STATE (11/17/17)
	36	SAMFORD (11/10/17)
FIELD GOAL ATTEMPTS	56	FRESNO STATE (11/17/17)
	63	SAMFORD (11/10/17)
FIELD GOAL PERCENTAGE	.482 (27-56)	FRESNO STATE (11/17/17)
	.535 (38-71)	BUCKNELL (11/12/17)
3 PT FIELD GOALS MADE	4	FRESNO STATE (11/17/17)
	6	BUCKNELL (11/12/17)
3 PT FG ATTEMPTS	14	FRESNO STATE (11/17/17)
	15	BUCKNELL (11/12/17)
3 PT FG PERCENTAGE	.286 (4-14)	FRESNO STATE (11/17/17)
	.400 (6-15)	BUCKNELL (11/12/17)
FREE THROWS MADE	14	SAMFORD (11/10/17)
	19	BUCKNELL (11/12/17)
FREE THROW ATTEMPTS	22	SAMFORD (11/10/17)
	25	BUCKNELL (11/12/17)
FREE THROW PERCENTAGE	.636 (14-22)	SAMFORD (11/10/17)
	.658 (25-38)	FRESNO STATE (11/17/17)
REBOUNDS	33	FRESNO STATE (11/17/17)
	35	SAMFORD (11/10/17)
ASSISTS	12	BUCKNELL (11/12/17)
	15	FRESNO STATE (11/17/17)
STEALS	5	FRESNO STATE (11/17/17)
	7	SAMFORD (11/10/17)
BLOCKED SHOTS	5	BUCKNELL (11/12/17)
	6	SAMFORD (11/10/17)
	6	FRESNO STATE (11/17/17)
TURNOVERS	11	SAMFORD (11/10/17)
	11	FRESNO STATE (11/17/17)
FOULS	18	SAMFORD (11/10/17)
	21	BUCKNELL (11/12/17)
	21	FRESNO STATE (11/17/17)

## ARKANSAS INDIVIDUAL GAME HIGHS »

Points	27	Jaylen Barford vs Bucknell (11/12/17)
	25	Daniel Gafford vs Fresno State (11/17/17)
	21	Daryl Macon vs Bucknell (11/12/17)
	18	Jaylen Barford vs Fresno State (11/17/17)
	16	Jaylen Barford vs Samford (11/10/17)
	16	Daryl Macon vs Samford (11/10/17)
Field Goals Made	10	Jaylen Barford vs Bucknell (11/12/17)
	9	Daniel Gafford vs Fresno State (11/17/17)
	15	Daryl Macon vs Bucknell (11/12/17)
	15	Jaylen Barford vs Bucknell (11/12/17)
FG Pct (min 5 made)	.875 (7-8)	Adrio Bailey vs Samford (11/10/17)
	.818 (9-11)	Daniel Gafford vs Fresno State (11/17/17)
3-Point FG Made	4	Daryl Macon vs Samford (11/10/17)
	3	Daryl Macon vs Bucknell (11/12/17)
3-Point FG Att.	7	Daryl Macon vs Samford (11/10/17)
	6	Daryl Macon vs Bucknell (11/12/17)
3-Pt FG Pct (min 2 made)	.667 (2-3)	Jaylen Barford vs Bucknell (11/12/17)
	.571 (4-7)	Daryl Macon vs Samford (11/10/17)
Free Throws Made	7	Daniel Gafford vs Fresno State (11/17/17)
	6	Jaylen Barford vs Fresno State (11/17/17)
Free Throw Att.	10	Daniel Gafford vs Fresno State (11/17/17)
	9	Jaylen Barford vs Bucknell (11/12/17)
FT Pct (min 3 made)	1.000 (5-5)	Daniel Gafford vs Bucknell (11/12/17)
	1.000 (5-5)	Anton Beard vs Bucknell (11/12/17)
	1.000 (4-4)	Daryl Macon vs Fresno State (11/17/17)
	1.000 (3-3)	Anton Beard vs Samford (11/10/17)
Rebounds	11	Trey Thompson vs Bucknell (11/12/17)
	8	Daniel Gafford vs Fresno State (11/17/17)
	8	Trey Thompson vs Samford (11/10/17)
Assists	8	Daryl Macon vs Samford (11/10/17)
	6	Anton Beard vs Samford (11/10/17)
	6	Jaylen Barford vs Samford (11/10/17)
Steals	2	Daniel Gafford vs Fresno State (11/17/17)
	2	Jaylen Barford vs Bucknell (11/12/17)
	2	Anton Beard vs Bucknell (11/12/17)
	2	Adrio Bailey vs Bucknell (11/12/17)
	2	Daryl Macon vs Samford (11/10/17)
Blocked Shots	3	Daniel Gafford vs Fresno State (11/17/17)
	3	Daniel Gafford vs Samford (11/10/17)
Turnovers	4	Trey Thompson vs Fresno State (11/17/17)
	3	Daryl Macon vs Fresno State (11/17/17)
	3	Darius Hall vs Bucknell (11/12/17)
	3	Daryl Macon vs Bucknell (11/12/17)
	3	Adrio Bailey vs Samford (11/10/17)
Fouls	5	Daniel Gafford vs Bucknell (11/12/17)
	5	Daniel Gafford vs Samford (11/10/17)
Minutes	35	Jaylen Barford vs Fresno State (11/17/17)
	34	Daryl Macon vs Fresno State (11/17/17)
	30	Daniel Gafford vs Fresno State (11/17/17)
	30	Daryl Macon vs Samford (11/10/17)
	29	Daryl Macon vs Bucknell (11/12/17)
	29	Jaylen Barford vs Samford (11/10/17)

# STARTING LINEUPS »

Date	Opponent	G	G	G	F	F	Outcome
Nov. 10	Samford	Barford	Macon	Beard	Bailey	Thompson	W, 95-56
Nov. 12	Bucknell	Barford	Macon	Beard	Bailey	Thompson	W, 101-73
Nov. 17	Fresno State	Barford	Macon	Beard	Bailey	Thompson	W, 83-75
Nov. 23	vs. Oklahoma^	--	--	--	--	--	--
Nov. 24	vs. UNC/Portland^	--	--	--	--	--	--
Nov. 26	vs. TBD^	--	--	--	--	--	--
Dec. 2	at Houston	--	--	--	--	--	--
Dec. 5	Colorado State	--	--	--	--	--	--
Dec. 9	Minnesota	--	--	--	--	--	--
Dec. 16	vs. Troy+	--	--	--	--	--	--
Dec. 19	Oral Roberts	--	--	--	--	--	--
Dec. 27	CSU Bakersfield	--	--	--	--	--	--
Dec. 30	Tennessee*	--	--	--	--	--	--
Jan. 2	at Mississippi State*	--	--	--	--	--	--
Jan. 6	at Auburn*	--	--	--	--	--	--
Jan. 10	LSU*	--	--	--	--	--	--
Jan. 13	Missouri*	--	--	--	--	--	--
Jan. 17	at Florida*	--	--	--	--	--	--
Jan. 20	Ole Miss*	--	--	--	--	--	--
Jan. 23	at Georgia*	--	--	--	--	--	--
Jan. 27	Oklahoma State	--	--	--	--	--	--
Jan. 30	at Texas A&M*	--	--	--	--	--	--
Feb. 3	at LSU*	--	--	--	--	--	--
Feb. 6	South Carolina*	--	--	--	--	--	--
Feb. 10	Vanderbilt*	--	--	--	--	--	--
Feb. 13	at Ole Miss*	--	--	--	--	--	--
Feb. 17	Texas A&M*	--	--	--	--	--	--
Feb. 20	Kentucky*	--	--	--	--	--	--
Feb. 24	at Alabama*	--	--	--	--	--	--
Feb. 27	Auburn*	--	--	--	--	--	--
March 3	at Missouri*	--	--	--	--	--	--

^ Phil Knight Invitational (Portland, Oregon)

+ at Verizon Arena (North Little Rock, Ark.)

\* SEC Game

% Big12/SEC Challenge



**LEADS & DEFICITS »**

Date	Opponent	Largest Lead	Largest Deficit	Time Led	Time Trailed	Time Tied	Outcome
Nov. 10	Samford	44 (2nd - 12:09)	1 (1st - 16:52)	38:45	0:07	1:08	W, 95-56
Nov. 12	Bucknell	28 (2nd - 00:19)	3 (1st - 19:37)	37:56	1:41	0:23	W, 101-73
Nov. 17	Fresno State	19 (2nd - 10:32)	6 (1st - 17:50)	35:05	4:42	0:13	W, 83-75
Nov. 23	vs. Oklahoma^	--	--	--	--	--	--
Nov. 24	vs. UNC/Portland^	--	--	--	--	--	--
Nov. 26	vs. TBD^	--	--	--	--	--	--
Dec. 2	at Houston	--	--	--	--	--	--
Dec. 5	Colorado State	--	--	--	--	--	--
Dec. 9	Minnesota	--	--	--	--	--	--
Dec. 16	vs. Troy+	--	--	--	--	--	--
Dec. 19	Oral Roberts	--	--	--	--	--	--
Dec. 27	CSU Bakersfield	--	--	--	--	--	--
Dec. 30	Tennessee*	--	--	--	--	--	--
Jan. 2	at Mississippi State*	--	--	--	--	--	--
Jan. 6	at Auburn*	--	--	--	--	--	--
Jan. 10	LSU*	--	--	--	--	--	--
Jan. 13	Missouri*	--	--	--	--	--	--
Jan. 17	at Florida*	--	--	--	--	--	--
Jan. 20	Ole Miss*	--	--	--	--	--	--
Jan. 23	at Georgia*	--	--	--	--	--	--
Jan. 27	Oklahoma State	--	--	--	--	--	--
Jan. 30	at Texas A&M*	--	--	--	--	--	--
Feb. 3	at LSU*	--	--	--	--	--	--
Feb. 6	South Carolina*	--	--	--	--	--	--
Feb. 10	Vanderbilt*	--	--	--	--	--	--
Feb. 13	at Ole Miss*	--	--	--	--	--	--
Feb. 17	Texas A&M*	--	--	--	--	--	--
Feb. 20	Kentucky*	--	--	--	--	--	--
Feb. 24	at Alabama*	--	--	--	--	--	--
Feb. 27	Auburn*	--	--	--	--	--	--
March 3	at Missouri*	--	--	--	--	--	--

^ Phil Knight Invitational (Portland, Oregon)

+ at Verizon Arena (North Little Rock, Ark.)

\* SEC Game

% Big12/SEC Challenge

▶ GAME-BY-GAME LEADERS »

Date	Opponent	Points	Rebounds	Assists	Steals	Blocks
Nov. 10	Samford	Two Players (16)	Thompson (8)	Macon (8)	Macon (2)	Gafford (3)
Nov. 12	Bucknell	Barford (27)	Thompson (11)	Macon (4)	Three Players (2)	Two Players (2)
Nov. 17	Fresno State	Gafford (25)	Gafford (8)	Barford (5)	Gafford (2)	Gafford (3)
Nov. 23	vs. Oklahoma^	--	--	--	--	--
Nov. 24	vs. UNC/Portland^	--	--	--	--	--
Nov. 26	vs. TBD^	--	--	--	--	--
Dec. 2	at Houston	--	--	--	--	--
Dec. 5	Colorado State	--	--	--	--	--
Dec. 9	Minnesota	--	--	--	--	--
Dec. 16	vs. Troy+	--	--	--	--	--
Dec. 19	Oral Roberts	--	--	--	--	--
Dec. 27	CSU Bakersfield	--	--	--	--	--
Dec. 30	Tennessee*	--	--	--	--	--
Jan. 2	at Mississippi State*	--	--	--	--	--
Jan. 6	at Auburn*	--	--	--	--	--
Jan. 10	LSU*	--	--	--	--	--
Jan. 13	Missouri*	--	--	--	--	--
Jan. 17	at Florida*	--	--	--	--	--
Jan. 20	Ole Miss*	--	--	--	--	--
Jan. 23	at Georgia*	--	--	--	--	--
Jan. 27	Oklahoma State	--	--	--	--	--
Jan. 30	at Texas A&M*	--	--	--	--	--
Feb. 3	at LSU*	--	--	--	--	--
Feb. 6	South Carolina*	--	--	--	--	--
Feb. 10	Vanderbilt*	--	--	--	--	--
Feb. 13	at Ole Miss*	--	--	--	--	--
Feb. 17	Texas A&M*	--	--	--	--	--
Feb. 20	Kentucky*	--	--	--	--	--
Feb. 24	at Alabama*	--	--	--	--	--
Feb. 27	Auburn*	--	--	--	--	--
March 3	at Missouri*	--	--	--	--	--

^ Phil Knight Invitational (Portland, Oregon)

+ at Verizon Arena (North Little Rock, Ark.)

\* SEC Game

% Big12/SEC Challenge

Date	Opponent	Deflections	Charges	Steals	Dunks	Blocks
Nov. 10	Samford	43	2	7	12	6
Nov. 12	Bucknell	34	1	10	4	5
Nov. 17	Fresno State	42	4	5	7	6
Nov. 23	vs. Oklahoma^	--	--	--	--	--
Nov. 24	vs. UNC/Portland^	--	--	--	--	--
Nov. 26	vs. TBD^	--	--	--	--	--
Dec. 2	at Houston	--	--	--	--	--
Dec. 5	Colorado State	--	--	--	--	--
Dec. 9	Minnesota	--	--	--	--	--
Dec. 16	vs. Troy+	--	--	--	--	--
Dec. 19	Oral Roberts	--	--	--	--	--
Dec. 27	CSU Bakersfield	--	--	--	--	--
Dec. 30	Tennessee*	--	--	--	--	--
Jan. 2	at Mississippi State*	--	--	--	--	--
Jan. 6	at Auburn*	--	--	--	--	--
Jan. 10	LSU*	--	--	--	--	--
Jan. 13	Missouri*	--	--	--	--	--
Jan. 17	at Florida*	--	--	--	--	--
Jan. 20	Ole Miss*	--	--	--	--	--
Jan. 23	at Georgia*	--	--	--	--	--
Jan. 27	Oklahoma State	--	--	--	--	--
Jan. 30	at Texas A&M*	--	--	--	--	--
Feb. 3	at LSU*	--	--	--	--	--
Feb. 6	South Carolina*	--	--	--	--	--
Feb. 10	Vanderbilt*	--	--	--	--	--
Feb. 13	at Ole Miss*	--	--	--	--	--
Feb. 17	Texas A&M*	--	--	--	--	--
Feb. 20	Kentucky*	--	--	--	--	--
Feb. 24	at Alabama*	--	--	--	--	--
Feb. 27	Auburn*	--	--	--	--	--
March 3	at Missouri*	--	--	--	--	--
<b>TOTALS</b>		<b>119</b>	<b>4</b>	<b>22</b>	<b>23</b>	<b>17</b>

^ Phil Knight Invitational (Portland, Oregon)

+ at Verizon Arena (North Little Rock, Ark.)

\* SEC Game

% Big12/SEC Challenge

# MISCELLANEOUS TEAM STATS »

Date	Opponent	W/L	Points In Paint			Pts Off Turnovers			2nd Chance Pts			Fast Break Pts		
			Ark	Opp.	Diff.	Ark	Opp.	Diff.	Ark	Opp.	Diff.	Ark	Opp.	Diff.
Nov. 10	Samford	W	44	20	+24	35	14	+21	7	17	-10	19	9	+10
Nov. 12	Bucknell	W	54	28	+26	29	15	+14	25	8	+17	10	0	+10
Nov. 17	Fresno State	W	40	36	+4	20	11	+9	13	14	-1	12	9	+3
Nov. 23	vs. Oklahoma^	--	--	--	--	--	--	--	--	--	--	--	--	--
Nov. 24	vs. UNC/Portland^	--	--	--	--	--	--	--	--	--	--	--	--	--
Nov. 26	vs. TBD^	--	--	--	--	--	--	--	--	--	--	--	--	--
Dec. 2	at Houston	--	--	--	--	--	--	--	--	--	--	--	--	--
Dec. 5	Colorado State	--	--	--	--	--	--	--	--	--	--	--	--	--
Dec. 9	Minnesota	--	--	--	--	--	--	--	--	--	--	--	--	--
Dec. 16	vs. Troy+	--	--	--	--	--	--	--	--	--	--	--	--	--
Dec. 19	Oral Roberts	--	--	--	--	--	--	--	--	--	--	--	--	--
Dec. 27	CSU Bakersfield	--	--	--	--	--	--	--	--	--	--	--	--	--
Dec. 30	Tennessee*	--	--	--	--	--	--	--	--	--	--	--	--	--
Jan. 2	at Mississippi State*	--	--	--	--	--	--	--	--	--	--	--	--	--
Jan. 6	at Auburn*	--	--	--	--	--	--	--	--	--	--	--	--	--
Jan. 10	LSU*	--	--	--	--	--	--	--	--	--	--	--	--	--
Jan. 13	Missouri*	--	--	--	--	--	--	--	--	--	--	--	--	--
Jan. 17	at Florida*	--	--	--	--	--	--	--	--	--	--	--	--	--
Jan. 20	Ole Miss*	--	--	--	--	--	--	--	--	--	--	--	--	--
Jan. 23	at Georgia*	--	--	--	--	--	--	--	--	--	--	--	--	--
Jan. 27	Oklahoma State	--	--	--	--	--	--	--	--	--	--	--	--	--
Jan. 30	at Texas A&M*	--	--	--	--	--	--	--	--	--	--	--	--	--
Feb. 3	at LSU*	--	--	--	--	--	--	--	--	--	--	--	--	--
Feb. 6	South Carolina*	--	--	--	--	--	--	--	--	--	--	--	--	--
Feb. 10	Vanderbilt*	--	--	--	--	--	--	--	--	--	--	--	--	--
Feb. 13	at Ole Miss*	--	--	--	--	--	--	--	--	--	--	--	--	--
Feb. 17	Texas A&M*	--	--	--	--	--	--	--	--	--	--	--	--	--
Feb. 20	Kentucky*	--	--	--	--	--	--	--	--	--	--	--	--	--
Feb. 24	at Alabama*	--	--	--	--	--	--	--	--	--	--	--	--	--
Feb. 27	Auburn*	--	--	--	--	--	--	--	--	--	--	--	--	--
March 3	at Missouri*	--	--	--	--	--	--	--	--	--	--	--	--	--
<b>TOTALS</b>		<b>3-0</b>	<b>138</b>	<b>84</b>	<b>+54</b>	<b>84</b>	<b>40</b>	<b>+44</b>	<b>45</b>	<b>39</b>	<b>+6</b>	<b>41</b>	<b>18</b>	<b>+23</b>

^ Phil Knight Invitational (Portland, Oregon)

+ at Verizon Arena (North Little Rock, Ark.)

\* SEC Game

% Big12/SEC Challenge



# JAYLEN BARFORD



#0 | Senior | Guard | 6-3 | 202 | Jackson, Tenn. | Motlow State CC

## BARFORD'S NEWS & NOTES »

- Named to preseason coaches All-SEC second team.
- Leads team in scoring at 20. points per game, going 20-of-39 from the floor.
- Scored a career and game-high 27 points against Bucknell.
- Tallied six 20-point games, five coming away from Bud Walton Arena.
- Has hit 2 three-pointers in all 3 games, after sinking at least 2 from deep in only 7 games last year.
- Finished third on the team in scoring last season, averaging 12.8 points per game.
- Pulled down multiple rebounds in each of the final 28 games of the season.
- Tied for third on the team in rebounding at 3.8 per game as a junior.
- Finished second on the team with 72 assists and had 21 games with multiple dimes last season.
- Averaged 16.4 points per game over the final 11 contests of his junior season.
- Scored 10-plus points in the first half in seven of the 12 road/neutral site games against an SEC opponent, including the semifinals of the SEC Tournament against Vanderbilt last year.

## GAME-BY-GAME STATS »

Opponent	Date	gs	min	Total		3-Pointers		Free throws		Rebounds				pf	a	t/o	blk	stl	pts	avg	
				fg-fga	pct	3fg-fga	pct	ft-fga	pct	off	def	tot	avg								
SAMFORD	11/10/17	*	29	5-11	.455	2-5	.400	4-5	.800	0	4	4	4.0	3	6	2	1	1	16	16.0	
BUCKNELL	11/12/17	*	28	10-15	.667	2-3	.667	5-9	.556	2	3	5	4.5	1	2	1	0	2	27	21.5	
FRESNO STATE	11/17/17	*	35	5-13	.385	2-4	.500	6-8	.750	3	4	7	5.3	3	5	2	0	0	18	20.3	
Totals			3	92	20-39	.513	6-12	.500	15-22	.682	5	11	16	5.3	7	13	5	1	3	61	20.3

Games played: 3  
Minutes/game: 30.7  
Points/game: 20.3  
FG Pct: 51.3  
3FG Pct: 50.0  
FT Pct: 68.2

Rebounds/game: 5.3  
Assists/game: 4.3  
Turnovers/game: 1.7  
Assist/turnover ratio: 2.6  
Steals/game: 1.0  
Blocks/game: 0.3

## PERSONAL BESTS »

### POINTS

Season: 27 vs. Bucknell (11/12/17)

Career: 27 vs. Bucknell (11/12/17)

### FIELD GOALS

Season: 10 vs. Bucknell (11/12/17)

Career: 10 vs. Bucknell (11/12/17)

### FIELD GOALS ATTEMPTED

Season: 15 vs. Bucknell (11/12/17)

Career: 18 at No. 12 Florida (3/1/17)

### 3-POINT FIELD GOALS

Season: 2 (3x), last vs. Fresno State (11/17/17)

Career: 3 (2x), last vs. Ole Miss (3/10/17)

### 3-POINT FG ATTEMPTS

Season: 5 vs. Samford (11/10/17)

Career: 6 vs. No. 1 North Carolina (3/19/17)

### FREE THROWS MADE

Season: 6 vs. Fresno State (11/17/17)

Career: 7 at Missouri (2/4/17)

### FREE THROWS ATTEMPTS

Season: 9 vs. Bucknell (11/12/17)

Career: 9 (2x), last vs. Bucknell (11/12/17)

### REBOUNDS

Season: 7 vs. Fresno State (11/17/17)

Career: 7 (2x), last vs. Fresno State (11/17/17)

### ASSISTS

Season: 6 vs. Samford (11/10/17)

Career: 6 (2x), last vs. Samford (11/10/17)

### STEALS

Season: 2 vs. Bucknell (11/12/17)

Career: 4 (2x), last vs. Seton Hall (3/17/17)

### BLOCKS

Season: 1 vs. Samford (11/10/17)

Career: 2 vs. North Florida (12/10/16)

### MINUTES

Season: 35 vs. Fresno State (11/17/17)

Career: 35 (2x), last vs. Fresno State (11/17/17)

## CAREER STATISTICS AT ARKANSAS »

			Total		3-Point		F-Throws		Rebounds											Scoring	
Season	gp-gs	min/avg	fg-fga	pct	fg-fga	pct	ft-fga	pct	off	def	tot	avg	pf	fo	ast	to	blk	stl	pts	avg	
2016-17	36-30	914/25.4	174-397	.438	29-109	.266	82-109	.752	39	97	136	3.8	81	0	72	71	6	44	459	12.8	
2017-18	3-3	92/30.7	20-39	.513	6-12	.500	15-22	.682	5	11	16	5.3	7	0	13	5	1	3	61	20.3	
TOTAL	39-33	1006/25.8	194-436	.445	35-121	.289	97-131	.740	44	108	152	3.9	88	0	85	76	7	47	520	13.3	

# TREY THOMPSON



#1 | Senior | Forward | 6-9 | 265 | Madison, Ark. | Forrest City HS

## THOMPSON'S NEWS & NOTES »

- Is second on the team with 82 games played as a Razorback.
- Tied his career high with 11 boards against Bucknell.
- Leads the team with 20 rebounds through three games.
- Averaged 2.4 points, 3.3 rebounds and 1.6 assists per contest last season.
- Finished second on the team with 29 blocks last year, including multiple swats in 12 games.
- Had the second-best assist-to-turnover ratio on the team at 2.5 with 56 assists and only 22 turnovers.
- Dished out a season-high six assists against Texas A&M (Feb. 22).
- Shot 61.8 percent (34-55) from the field, the best field goal percentage on the team.
- Scored a season-high eight points in victories over Missouri (Jan. 14) and Ole Miss (Feb. 18) last season.

## GAME-BY-GAME STATS »

Opponent	Date	gs	min	Total		3-Pointers		Free throws		Rebounds				pf	a	t/o	blk	stl	pts	avg
				fg-fga	pct	3fg-fga	pct	ft-fa	pct	off	def	tot	avg							
SAMFORD	11/10/17	*	25	4-4	1.000	0-0	.000	0-0	.000	1	7	8	8.0	2	3	0	0	1	8	8.0
BUCKNELL	11/12/17	*	25	1-2	.500	0-0	.000	0-1	.000	4	7	11	9.5	3	2	2	1	0	2	5.0
FRESNO STATE	11/17/17	*	10	1-2	.500	0-0	.000	1-3	.333	1	0	1	6.7	4	0	4	0	0	3	4.3
Totals			3	60	6-8	.750	0-0	.000	1-4	.250	6	14	20	6.7	9	5	6	1	13	4.3

Games played: 3  
Minutes/game: 20.0  
Points/game: 4.3  
FG Pct: 75.0  
FT Pct: 25.0

Rebounds/game: 6.7  
Assists/game: 1.7  
Turnovers/game: 2.0  
Assist/turnover ratio: 0.8  
Steals/game: 0.3  
Blocks/game: 0.3

## PERSONAL BESTS »

### POINTS

Season: 8 vs. Samford (11/10/17)  
Career: 13 vs. LSU (2/23/16)

### FIELD GOALS

Season: 4 vs. Samford (11/10/17)  
Career: 6 vs. LSU (2/23/16)

### FIELD GOALS ATTEMPTED

Season: 4 vs. Samford (11/10/17)  
Career: 7 vs. Tennessee Tech (12/12/15)

### 3-POINT FIELD GOALS

Season: --  
Career: --

### 3-POINT FG ATTEMPTS

Season: --  
Career: 1 at Tennessee (1/3/17)

### FREE THROWS MADE

Season: 1 vs. Fresno State (11/17/17)  
Career: 4 (2x), last at No. 6 Kentucky (1/7/17)

### FREE THROWS ATTEMPTS

Season: 3 vs. Fresno State (11/17/17)  
Career: 5 at Texas A&M (1/2/16)

### REBOUNDS

Season: 11 vs. Bucknell (11/12/17)  
Career: 11 (2x), last vs. Bucknell (11/12/17)

### ASSISTS

Season: 3 vs. Samford (11/10/17)  
Career: 6 vs. Texas A&M (2/22/17)

### STEALS

Season: 1 vs. Samford (11/10/17)  
Career: 3 vs. Ole Miss (2/18/17)

### BLOCKS

Season: 1 vs. Bucknell (11/12/17)  
Career: 4 vs. Texas Tech (1/30/16)

### MINUTES

Season: 25 (2x), last vs. Bucknell (11/12/17)  
Career: 29 (2x), last vs. Auburn (2/25/17)

## CAREER STATISTICS AT ARKANSAS »

			Total		3-Point		F-Throws		Rebounds											Scoring	
Season	gp-gs	min/avg	fg-fga	pct	fg-fga	pct	ft-fla	pct	off	def	tot	avg	pf	fo	ast	to	blk	stl	pts	avg	
2014-15	14-0	33/2.4	1-5	.200	0-0	.000	3-3	1.000	3	3	6	0.4	3	0	1	4	1	1	5	0.4	
2015-16	29-1	503/17.3	37-61	.607	0-0	.000	16-31	.516	28	96	124	4.3	88	6	36	33	27	13	90	3.1	
2016-17	36-0	503/14.0	34-55	.618	0-1	.000	19-29	.655	30	87	117	3.3	79	0	56	22	29	22	87	2.4	
2017-18	3-3	60/20.0	6-8	.750	0-0	.000	1-4	.250	6	14	20	6.7	9	0	5	6	1	1	13	4.3	
TOTAL	82-4	1099/13.4	78-129	.605	0-1	.000	39-67	.582	67	200	267	3.3	179	6	98	65	58	37	195	2.4	

# ADRIO BAILEY



#2 | Sophomore | Forward | 6-6 | 204 | Campti, La. | Lakeview HS

## BAILEY'S NEWS & NOTES »

- Posted career highs in points, field goals, blocks and minutes in the season opener.
- Tied his career high in blocks each of the first three games.
- Averaged 5.0 rebounds per game during the two exhibitions, including a 7-rebound output against UCO.
- Started each of the first three games, after making just two starts out of 27 games played as a freshman.
- Went 3-of-3 from the field in a win over Alabama (Feb. 1), finishing with 7 pts, 3 boards, 1 block and one steal.
- Represented Arkansas at the 2017 SEC Men's Basketball Leadership Council.
- Played a season-high 19 minutes in the second round game of the NCAA Tournament against No. 1 North Carolina (March 19), recording a season-high three steals and adding four points.

## GAME-BY-GAME STATS »

Opponent	Date	gs	min	Total		3-Pointers		Free throws		Rebounds				pf	a	t/o	blk	stl	pts	avg	
				fg-fga	pct	3fg-fga	pct	ft-fa	pct	off	def	tot	avg								
SAMFORD	11/10/17	*	25	7-8	.875	0-0	.000	1-1	1.000	2	4	6	6.0	0	1	3	2	1	15	15.0	
BUCKNELL	11/12/17	*	23	3-5	.600	0-0	.000	1-2	.500	2	2	4	5.0	4	2	2	2	2	7	11.0	
FRESNO STATE	11/17/17	*	28	1-2	.500	0-0	.000	3-4	.750	2	3	5	5.0	3	3	0	2	0	5	9.0	
Totals			3	76	11-15	.733	0-0	.000	5-7	.714	6	9	15	5.0	7	6	5	6	3	27	9.0

Games played: 3  
Minutes/game: 25.3  
Points/game: 9.0  
FG Pct: 73.3  
FT Pct: 71.4

Rebounds/game: 5.0  
Assists/game: 2.0  
Turnovers/game: 1.7  
Assist/turnover ratio: 1.2  
Steals/game: 1.0  
Blocks/game: 2.0

## PERSONAL BESTS »

### POINTS

Season: 15 vs. Samford (11/10/17)

Career: 15 vs. Samford (11/10/17)

### FIELD GOALS

Season: 7 vs. Samford (11/10/17)

Career: 7 (2x), last vs. Samford (11/10/17)

### FIELD GOALS ATTEMPTED

Season: 8 vs. Samford (11/10/17)

Career: 8 (2x), last vs. Samford (11/10/17)

### 3-POINT FIELD GOALS

Season: --

Career: --

### 3-POINT FG ATTEMPTS

Season: --

Career: --

### FREE THROWS MADE

Season: 3 vs. Fresno State (11/17/17)

Career: 3 vs. Fresno State (11/17/17)

### FREE THROWS ATTEMPTS

Season: 3 vs. Fresno State (11/17/17)

Career: 4 (2x), last vs. Fresno State (11/17/17)

### REBOUNDS

Season: 6 vs. Samford (11/10/17)

Career: 7 vs. Austin Peay (12/3/16)

### ASSISTS

Season: 3 vs. Fresno State (11/17/17)

Career: 3 vs. Fresno State (11/17/17)

### STEALS

Season: 2 vs. Bucknell (11/12/17)

Career: 3 vs. No. 1 North Carolina (3/19/17)

### BLOCKS

Season: 2 (3x), last vs. Fresno State (11/17/17)

Career: 2 (5x), last vs. Fresno State (11/17/17)

### MINUTES

Season: 28 vs. Fresno State (11/17/17)

Career: 28 vs. Fresno State (11/17/17)

## CAREER STATISTICS AT ARKANSAS »

			Total		3-Point		F-Throws		Rebounds											Scoring	
Season	gp-gs	min/avg	fg-fga	pct	fg-fga	pct	ft-fa	pct	off	def	tot	avg	pf	fo	ast	to	blk	stl	pts	avg	
2016-17	27-2	200/7.4	22-39	.564	0-0	.000	6-19	.316	13	22	35	1.3	29	0	7	11	7	14	50	1.9	
2017-18	3-3	76/25.3	11-15	.733	0-0	.000	5-7	.714	6	9	15	5.0	7	0	6	5	6	3	27	9.0	
TOTAL	30-5	276/9.2	33-54	.611	0-0	.000	11-26	.423	19	31	50	1.7	36	0	13	16	13	17	77	2.6	

# DARYL MACON



#4 | Senior | Guard | 6-3 | 185 | Little Rock, Ark. | Holmes CC

## MACON'S NEWS & NOTES »

- Named to preseason coaches All-SEC second team.
- Made his first four shots of the year, including going 3-for-3 from behind the arc.
- Third on the team in scoring, averaging 16.0 points per game, including a 21-point effort against Bucknell.
- Has made 15 straight free throws, dating back to last season.
- Pulled down three-plus boards 19 times, including six of the last nine games.
- Led the team with 13 three-plus assist games a year ago, has two this season.
- Is one of four Razorbacks in the SEC era to score 30 points in a game off the bench.
- Finished 2nd on the team in scoring last year, averaging 13.4 ppg and scoring in double figures 27 times.
- Averaged 15.2 points per game in the postseason, scoring 15-plus points in four of the five games.
- Recorded five games of five-plus assist, three more than any other player on the team.
- Named to the 2017 SEC All-Tournament Team after averaging 16.7 points per game.
- Earned SEC Player of the Week (Feb. 20), after scoring a season-high 30 points on 10-of-13 shooting off the bench, including 6-of-9 from behind the arc, in Arkansas' win over Ole Miss (Feb. 18).

## GAME-BY-GAME STATS »

Opponent	Date	gs	min	Total fg-fga	pct	3-Pointers fg-fga	pct	Free throws ft-fa	pct	Rebounds off	def	tot	avg	pf	a	t/o	blk	stl	pts	avg
SAMFORD	11/10/17	*	30	5-9	.556	4-7	.571	2-2	1.000	0	3	3	3.0	2	8	1	0	2	16	16.0
BUCKNELL	11/12/17	*	29	8-15	.533	3-6	.500	2-2	1.000	1	1	2	2.5	2	4	3	0	1	21	18.5
FRESNO STATE	11/17/17	*	34	3-10	.300	1-3	.333	4-4	1.000	1	1	2	2.3	1	1	3	1	1	11	16.0
Totals		3	93	16-34	.471	8-16	.500	8-8	1.000	2	5	7	2.3	5	13	7	1	4	48	16.0

Games played: 3  
Minutes/game: 31.0  
Points/game: 16.0  
FG Pct: 47.1  
3FG Pct: 50.0  
FT Pct: 100.0

Rebounds/game: 2.3  
Assists/game: 4.3  
Turnovers/game: 2.3  
Assist/turnover ratio: 1.9  
Steals/game: 1.3  
Blocks/game: 0.3

## PERSONAL BESTS »

### POINTS

Season: 21 vs. Bucknell (11/12/17)  
Career: 30 vs. Ole Miss (2/18/17)

### FIELD GOALS

Season: 8 vs. Bucknell (11/12/17)  
Career: 10 vs. Ole Miss (2/18/17)

### FIELD GOALS ATTEMPTED

Season: 15 vs. Bucknell (11/12/17)  
Career: 15 vs. Bucknell (11/12/17)

### 3-POINT FIELD GOALS

Season: 4 vs. Samford (11/10/17)  
Career: 6 vs. Ole Miss (2/18/17)

### 3-POINT FG ATTEMPTS

Season: 7 vs. Samford (11/10/17)  
Career: 8 vs. Missouri (1/14/17)

### FREE THROWS MADE

Season: 4 vs. Fresno State (11/17/17)  
Career: 14 vs. Texas (12/17/16)

### FREE THROWS ATTEMPTS

Season: 4 vs. Fresno State (11/17/17)  
Career: 14 vs. Texas (12/17/16)

### REBOUNDS

Season: 3 vs. Samford (11/10/17)  
Career: 7 (2x) last vs. LSU (1/21/17)

### ASSISTS

Season: 8 vs. Samford (11/10/17)  
Career: 8 vs. Samford (11/10/17)

### STEALS

Season: 2 vs. Samford (11/10/17)  
Career: 4 vs. Fort Wayne (11/11/16)

### BLOCKS

Season: 1 vs. Fresno State (11/17/17)  
Career: 1 (3x), last vs. Fresno State (11/17/17)

### MINUTES

Season: 34 vs. Fresno State (11/17/17)  
Career: 34 vs. Fresno State (11/17/17)

## CAREER STATISTICS AT ARKANSAS »

			Total		3-Point		F-Throws		Rebounds											Scoring	
Season	gp-gs	min/avg	fg-fga	pct	fg-fga	pct	ft-fa	pct	off	def	tot	avg	pf	fo	ast	to	blk	stl	pts	avg	
2016-17	36-21	908/25.2	141-311	.453	65-168	.387	136-157	.866	19	76	95	2.6	65	1	80	65	2	41	483	13.4	
2017-18	3-3	93/31.0	16-34	.471	8-16	.500	8-8	1.000	2	5	7	2.3	5	0	13	7	1	4	48	16.0	
TOTAL	39-24	1001/25.7	157-345	.455	73-184	.397	144-165	.873	21	81	102	2.6	70	1	93	72	3	45	531	13.6	



# DANIEL GAFFORD



#10 | Freshman | Forward | 6-11 | 234 | El Dorado, Ark. | El Dorado HS

## GAFFORD'S NEWS & NOTES »

- Second in scoring on the team at 16.7 a game, after a 25-point effort against Fresno State.
- Leads team with 10 dunks, including six against Fresno State.
- Went 5-5 from the field in the second half against Fresno State with five dunks.
- Scored 10 points and added four rebounds and three blocks in his collegiate debut.
- Two-time All-State, All-Conference and All-County selection at El Dorado High School.
- Was named second team All-Arkansas Democrat-Gazette in 2016, as a junior.
- Led the Wildcats to a 28-5 record and a trip to the 6A State Title game as a senior.
- Ranked the top player in Arkansas and the No. 11 power forward in the 2017 class by 247Sports.com.
- Rated as a four-star player by ESPN, 247Sports.com, Rivals.com, Scout.com, and Future150.com.
- Consensus top-50 player, rated as high as No. 33 in the 2017 class by Rivals.com.
- Averaged 17.4 points, 16 rebounds, 7.7 blocks, 2.5 steals and 1.4 assists per game as a senior.
- Tallied 11 triple-doubles and 18 double-doubles in his final year at El Dorado.
- Scored in double figures in 31 of 33 games, including nine 20-point games and 2 games of 30 points or more.
- Had 10-plus blocks in 11 games and pulled down 10-plus rebounds in 31 games, including seven games of 20 or more boards and one 30-rebound performance.

## GAME-BY-GAME STATS »

Opponent	Date	gs	min	Total		3-Pointers		Free throws		Rebounds				Other				pts	avg
				fg-fga	pct	3fg-fga	pct	ft-fa	pct	off	def	tot	avg	pf	a	t/o	blk	stl	
SAMFORD	11/10/17	17		4-6	.667	0-0	.000	2-5	.400	2	2	4	4.0	5	2	0	3	0	10
BUCKNELL	11/12/17	16		5-7	.714	0-0	.000	5-5	1.000	2	1	3	3.5	5	0	0	0	0	15
FRESNO STATE	11/17/17	30		9-11	.818	0-0	.000	7-10	.700	0	8	8	5.0	3	1	1	3	2	25
Totals		0	63	18-24	.750	0-0	.000	14-20	.700	4	11	15	5.0	13	3	1	6	2	50

Games played: 3  
Minutes/game: 21.0  
Points/game: 16.7  
FG Pct: 75.0  
FT Pct: 70.0

Rebounds/game: 5.0  
Assists/game: 1.0  
Turnovers/game: 0.3  
Assist/turnover ratio: 3.0  
Steals/game: 0.7  
Blocks/game: 2.0

## PERSONAL BESTS »

### POINTS

Season: 25 vs. Fresno State (11/17/17)

Career: 25 vs. Fresno State (11/17/17)

### FIELD GOALS

Season: 9 vs. Fresno State (11/17/17)

Career: 9 vs. Fresno State (11/17/17)

### FIELD GOALS ATTEMPTED

Season: 11 vs. Fresno State (11/17/17)

Career: 11 vs. Fresno State (11/17/17)

### 3-POINT FIELD GOALS

Season: --

Career: --

### 3-POINT FG ATTEMPTS

Season: --

Career: --

### FREE THROWS MADE

Season: 7 vs. Fresno State (11/17/17)

Career: 7 vs. Fresno State (11/17/17)

### FREE THROWS ATTEMPTS

Season: 10 vs. Fresno State (11/17/17)

Career: 10 vs. Fresno State (11/17/17)

### REBOUNDS

Season: 8 vs. Fresno State (11/17/17)

Career: 8 vs. Fresno State (11/17/17)

### ASSISTS

Season: 3 vs. Samford (11/10/17)

Career: 2 vs. Samford (11/10/17)

### STEALS

Season: 2 vs. Fresno State (11/17/17)

Career: 2 vs. Fresno State (11/17/17)

### BLOCKS

Season: 3 (2x), last vs. Fresno State (11/17/17)

Career: 3 (2x), last vs. Fresno State (11/17/17)

### MINUTES

Season: 30 vs. Fresno State (11/17/17)

Career: 30 vs. Fresno State (11/17/17)

## CAREER STATISTICS AT ARKANSAS »

Season	gp-gs	min/avg	Total		3-Point		F-Throws		Rebounds				Scoring						
			fg-fga	pct	fg-fga	pct	ft-fa	pct	off	def	tot	avg	pf	fo	ast	to	blk	stl	pts
2017-18	3-0	63/21.0	18-24	.750	0-0	.000	14-20	.700	4	11	15	5.0	13	2	3	1	6	2	50
TOTAL	3-0	63/21.0	18-24	.750	0-0	.000	14-20	.700	4	11	15	5.0	13	2	3	1	6	2	50

# DARIOUSHALL



#20 | Freshman | Forward | 6-6 | 210 | Little Rock, Ark. | Mills Univ. Studies HS

## HALL'S NEWS & NOTES »

- Three-time All-State and All-Conference selection at Mills University Studies High School.
- 2017 5A State Tournament MVP, after leading the Comets to a state championship.
- Led the Comets to a 31-2 record, averaging 14.8 pts, 8.0 rbd, 2.0 assists and 1.8 steals per game as a senior.
- Tallied 26 double-figure scoring games, including 10 double-doubles.
- Ranked the No. 4 player in the state and the No. 50 power forward in the 2017 class by 247Sports.com.
- Earned a four-star rating by ESPN, and three starts from Rivals.com, 247Sports, Scout and Future150.com.
- Participated in the Adidas Uprising Gauntlet, averaging 15.3 pts, 7.0 rbd, 2.2 steals and 1.0 assists in 11 games.
- Played in the Nike EYBL Peach Jam for Team Penny, averaging 12.6 points per game in the summer of 2015.

## GAME-BY-GAME STATS »

Opponent	Date	gs	min	Total		3-Pointers		Free throws		Rebounds				pf	a	t/o	blk	stl	pts	avg
				fg-fga	pct	3fg-fga	pct	ft-fa	pct	off	def	tot	avg							
SAMFORD	11/10/17	12	14	250	0-1	.000	1-2	.500	1	2	3	3.0	4	0	2	0	1	3	3.0	
BUCKNELL	11/12/17	17	3-5	.600	0-0	.000	0-0	.000	1	3	4	3.5	3	0	3	2	1	6	4.5	
FRESNO STATE	11/17/17	14	0-2	.000	0-1	.000	0-1	.000	0	3	3	3.3	2	1	1	0	1	0	3.0	
Totals		0	43	4-11	.364	0-2	.000	1-3	.333	2	8	10	3.3	9	1	6	2	3	9	3.0

Games played: 3  
Minutes/game: 14.3  
Points/game: 3.0  
FG Pct: 36.4  
3FG Pct: 0.0  
FT Pct: 33.3

Rebounds/game: 3.3  
Assists/game: 0.3  
Turnovers/game: 2.0  
Assist/turnover ratio: 0.2  
Steals/game: 1.0  
Blocks/game: 0.7

## PERSONAL BESTS »

### POINTS

Season: 6 vs. Bucknell (11/12/17)  
Career: 6 vs. Bucknell (11/12/17)

### FIELD GOALS

Season: 3 vs. Bucknell (11/12/17)  
Career: 3 vs. Bucknell (11/12/17)

### FIELD GOALS ATTEMPTED

Season: 5 vs. Bucknell (11/12/17)  
Career: 5 vs. Bucknell (11/12/17)

### 3-POINT FIELD GOALS

Season: --  
Career: --

### 3-POINT FG ATTEMPTS

Season: 1 (2x), last vs. Fresno State (11/17/17)  
Career: 1 (2x), last vs. Fresno State (11/17/17)

### FREE THROWS MADE

Season: 1 vs. Samford (11/10/17)  
Career: 1 vs. Samford (11/10/17)

### FREE THROWS ATTEMPTS

Season: 2 vs. Samford (11/10/17)  
Career: 2 vs. Samford (11/10/17)

### REBOUNDS

Season: 4 vs. Bucknell (11/12/17)  
Career: 4 vs. Bucknell (11/12/17)

### ASSISTS

Season: 1 vs. Fresno State (11/17/17)  
Career: 1 vs. Fresno State (11/17/17)

### STEALS

Season: 1 (3x), last vs. Fresno State (11/17/17)  
Career: 1 (3x), last vs. Fresno State (11/17/17)

### BLOCKS

Season: 2 vs. Bucknell (11/12/17)  
Career: 2 vs. Bucknell (11/12/17)

### MINUTES

Season: 17 vs. Bucknell (11/12/17)  
Career: 17 vs. Bucknell (11/12/17)

## CAREER STATISTICS AT ARKANSAS »

			Total		3-Point		F-Throws		Rebounds											Scoring	
Season	gp-gs	min/avg	fg-fga	pct	fg-fga	pct	ft-fa	pct	off	def	tot	avg	pf	fo	ast	to	blk	stl	pts	avg	
2017-18	3-0	43/14.3	4-11	.364	0-2	.000	1-3	.333	2	8	10	3.3	9	0	1	6	2	3	9	3.0	
TOTAL	3-0	43/14.3	4-11	.364	0-2	.000	1-3	.333	2	8	10	3.3	9	0	1	6	2	3	9	3.0	

# GABE OSABUOHIE



#22 | Freshman | Forward | 6-8 | 219 | Toronto, Canada | Southwest Christian Aca.

## OSABUOHIE'S NEWS & NOTES »

- Pronounced oh-sah-BOY-en.
- Took two charges in the season-opener, four total this season to lead the team.
- Ranked the No. 5 player in the state of Arkansas & the No. 63 small forward in the country by 247Sports.com.
- Averaged 11 pts, seven rebounds and four assists as a senior for Little Rock's Southwest Christian Academy.
- Helped lead high school team to a 31-2 record and appearance at the NACA National Championships.
- Averaged 12 points and eight rebounds as a junior and played AAU with Grassroots Canada, before joining Team Loaded North Carolina on the Adidas Circuit the last two seasons.

## GAME-BY-GAME STATS »

Opponent	Date	gs	min	Total		3-Pointers		Free throws		Rebounds											
				fg-fga	pct	3fg-fga	pct	ft-fga	pct	off	def	tot	avg	pf	a	t/o	blk	stl	pts	avg	
SAMFORD	11/10/17	10		1-2	.500	0-0	.000	0-2	.000	0	0	0	0.0	1	0	1	0	0	2	2.0	
BUCKNELL	11/12/17	11		1-4	.250	0-1	.000	0-0	.000	1	1	2	1.0	1	0	0	0	0	2	2.0	
FRESNO STATE	11/17/17	5		0-1	.000	0-1	.000	0-2	.000	1	0	1	1.0	2	0	0	0	0	0	1.3	
Totals		0	26	2-7	.286	0-2	.000	0-4	.000	2	1	3	1.0	4	0	1	0	0	4	1.3	

Games played: 3  
Minutes/game: 8.7  
Points/game: 1.3  
FG Pct: 28.6  
3FG Pct: 0.0  
FT Pct: 0.0

Rebounds/game: 1.0  
Turnovers/game: 0.3

## PERSONAL BESTS »

### POINTS

Season: 2 (2x), last vs. Bucknell (11/12/17)

Career: 2 (2x), last vs. Bucknell (11/12/17)

### FIELD GOALS

Season: 1 (2x), last vs. Bucknell (11/12/17)

Career: 1 (2x), last vs. Bucknell (11/12/17)

### FIELD GOALS ATTEMPTED

Season: 4 vs. Bucknell (11/12/17)

Career: 4 vs. Bucknell (11/12/17)

### 3-POINT FIELD GOALS

Season: --

Career: --

### 3-POINT FG ATTEMPTS

Season: 1 (2x), last vs. Fresno State (11/17/17)

Career: 1 (2x), last vs. Fresno State (11/17/17)

### FREE THROWS MADE

Season: --

Career: --

### FREE THROWS ATTEMPTS

Season: 2 (2x), last vs. Fresno State (11/17/17)

Career: 2 (2x), last vs. Fresno State (11/17/17)

### REBOUNDS

Season: 2 vs. Bucknell (11/12/17)

Career: 2 vs. Bucknell (11/12/17)

### ASSISTS

Season: --

Career: --

### STEALS

Season: --

Career: --

### BLOCKS

Season: --

Career: --

### MINUTES

Season: 11 vs. Bucknell (11/12/17)

Career: 11 vs. Bucknell (11/12/17)

## CAREER STATISTICS AT ARKANSAS »

			Total		3-Point		F-Throws		Rebounds											Scoring	
Season	gp-gs	min/avg	fg-fga	pct	fg-fga	pct	ft-fa	pct	off	def	tot	avg	pf	fo	ast	to	blk	stl	pts	avg	
2017-18	3-0	26/8.7	2-7	.286	0-2	.000	0-4	.000	2	1	3	1.0	4	0	0	1	0	0	4	1.3	
TOTAL	3-0	26/8.7	2-7	.286	0-2	.000	0-4	.000	2	1	3	1.0	4	0	0	1	0	0	4	1.3	

# C.J. JONES



#23 | Sophomore | Guard | 6-5 | 175 | Birmingham, Ala. | Central Park Christian

## JONES' NEWS & NOTES »

- Had a career-high five rebounds against Bucknell, to go along with seven points and one assist.
- After having just six assists last season, Jones has one in each of the first three games.
- Played in 21 games as a freshman, averaging 2.4 points per contest.
- Had two double-figure scoring efforts last season, three total in his career.
- Scored a season-high 11 points in his debut against Southern Illinois (Nov. 14), going 3-of-5 from the field, 2-of-4 from deep.
- Made a season-high 3 three-pointers and had 3 block against Austin Peay (Dec. 3), tying his season-high with 11 points.
- 36 of his 51 points last year came from behind the arc.

## GAME-BY-GAME STATS »

Opponent	Date	gs	min	Total		3-Pointers		Free throws		Rebounds				pf	a	t/o	blk	stl	pts	avg
				fg-fga	pct	3fg-fga	pct	ft-fa	pct	off	def	tot	avg							
SAMFORD	11/10/17	21		4-7	.571	2-5	.400	0-0	.000	0	3	3	3.0	0	1	0	0	0	10	10.0
BUCKNELL	11/12/17	20		3-8	.375	0-1	.000	1-1	1.000	0	5	5	4.0	0	1	0	0	1	7	8.5
FRESNO STATE	11/17/17	16		3-6	.500	0-2	.000	0-0	.000	0	2	2	3.3	0	1	0	0	0	6	7.7
Totals		0	57	10-21	.476	2-8	.250	1-1	1.000	0	10	10	3.3	0	3	0	0	1	23	7.7

Games played: 3  
Minutes/game: 19.0  
Points/game: 7.7  
FG Pct: 47.6  
3FG Pct: 25.0  
FT Pct: 100.0

Rebounds/game: 3.3  
Assists/game: 1.0  
Assist/turnover ratio: 99.9  
Steals/game: 0.3

## PERSONAL BESTS »

### POINTS

Season: 10 vs. Samford (11/10/17)  
Career: 11 (2x), last vs. Austin Peay (12/3/16)

### FIELD GOALS

Season: 4 vs. Samford (11/10/17)  
Career: 4 (2x), last vs. Samford (11/10/17)

### FIELD GOALS ATTEMPTED

Season: 8 vs. Bucknell (11/12/17)  
Career: 8 vs. Bucknell (11/12/17)

### 3-POINT FIELD GOALS

Season: 2 vs. Samford (11/10/17)  
Career: 3 vs. Austin Peay (12/3/16)

### 3-POINT FG ATTEMPTS

Season: 5 vs. Samford (11/10/17)  
Career: 5 vs. Samford (11/10/17)

### FREE THROWS MADE

Season: 1 vs. Bucknell (11/12/17)  
Career: 3 vs. Southern Illinois (11/14/16)

### FREE THROWS ATTEMPTS

Season: 1 vs. Bucknell (11/12/17)  
Career: 3 vs. Southern Illinois (11/14/16)

### REBOUNDS

Season: 5 vs. Bucknell (11/12/17)  
Career: 5 vs. Bucknell (11/12/17)

### ASSISTS

Season: 1 (3x), last vs. Fresno State (11/17/17)  
Career: 2 vs. Austin Peay (12/3/16)

### STEALS

Season: 1 vs. Bucknell (11/12/17)  
Career: 1 (2x), last vs. Bucknell (11/12/17)

### BLOCKS

Season: --  
Career: 3 vs. Austin Peay (12/3/16)

### MINUTES

Season: 21 vs. Samford (11/10/17)  
Career: 21 vs. Samford (11/10/17)

## CAREER STATISTICS AT ARKANSAS »

			Total		3-Point		F-Throws		Rebounds												Scoring	
Season	gp-gs	min/avg	fg-fga	pct	fg-fga	pct	ft-fa	pct	off	def	tot	avg	pf	fo	ast	to	blk	stl	pts	avg		
2016-17	21-0	126/6.0	17-36	.472	12-24	.500	5-7	.714	0	13	13	0.6	11	0	6	4	5	1	51	2.4		
2017-18	3-0	57/19.0	10-21	.476	2-8	.250	1-1	1.000	0	10	10	3.3	0	0	3	0	0	1	23	7.7		
TOTAL	24-0	183/7.6	27-57	.474	14-32	.438	6-8	.750	0	23	23	1.0	11	0	9	4	5	2	74	3.1		

# ANTON BEARD



#31 | Senior | Guard | 6-0 | 185 | North Little Rock, Ark. | North Little Rock HS

## BEARD'S NEWS & NOTES »

- One of four players on the team averaging double figures in scoring at 13.3 points per game.
- Finished with 14 points and six assists in the season opener.
- Started 11 of 36 games played as a junior, averaging 7.2 points, 2.1 rebounds and 1.9 assists per game.
- Scored in double-figures in 15 games, including a season-high 16 in three contests against Sam Houston State (Dec. 22), at Tennessee (Jan. 3) and LSU (Jan. 21).
- Had a team season-high and career-high seven dimes against LSU (Jan. 21) to go along with 16 points on 5-of-7 shooting from the field.
- Recorded a season-high six rebounds in a win over UT Arlington (Nov. 18).
- Totaled a season-high four steals in two contests against Stephen F. Austin (Dec.1) and against Vanderbilt (March 11) in the SEC Tournament semifinal game.
- Played 20 minute in the second round of the NCAA Tournament against No. 1 North Carolina, scoring 10 points and adding three assists.

## GAME-BY-GAME STATS »

Opponent	Date	gs	min	Total		3-Pointers		Free throws		Rebounds				pf	a	t/o	blk	stl	pts	avg
				fg-fga	pct	3fg-fga	pct	ft-fa	pct	off	def	tot	avg							
SAMFORD	11/10/17	*	26	5-10	.500	1-3	.333	3-3	1.000	1	1	2	2.0	1	6	2	0	1	14	14.0
BUCKNELL	11/12/17	*	28	3-9	.333	0-3	.000	5-5	1.000	1	1	2	2.0	2	1	2	0	2	11	12.5
FRESNO STATE	11/17/17	*	28	5-9	.556	1-3	.333	4-6	.667	0	3	3	2.3	3	3	0	0	1	15	13.3
Totals		3	82	13-28	.464	2-9	.222	12-14	.857	2	5	7	2.3	6	10	4	0	4	40	13.3

Games played: 3  
Minutes/game: 27.3  
Points/game: 13.3  
FG Pct: 46.4  
3FG Pct: 22.2  
FT Pct: 85.7

Rebounds/game: 2.3  
Assists/game: 3.3  
Turnovers/game: 1.3  
Assist/turnover ratio: 2.5  
Steals/game: 1.3

## PERSONAL BESTS »

### POINTS

Season: 15 vs. Fresno State (11/17/17)  
Career: 18 at Georgia (1/23/16)

### FIELD GOALS

Season: 5 (2x), last vs. Fresno State (11/17/17)  
Career: 6 at Tennessee (1/3/17)

### FIELD GOALS ATTEMPTED

Season: 10 vs. Samford (11/10/17)  
Career: 13 at Dayton (12/30/15)

### 3-POINT FIELD GOALS

Season: 1 (2x), last vs. Fresno State (11/17/17)  
Career: 4 at Ole Miss (2/14/15)

### 3-POINT FG ATTEMPTS

Season: 3 (3x), last vs. Fresno State (11/17/17)  
Career: 7 at Dayton (12/30/15)

### FREE THROWS MADE

Season: 5 vs. Bucknell (11/12/17)  
Career: 7 at Georgia (1/23/16)

### FREE THROWS ATTEMPTS

Season: 6 vs. Fresno State (11/17/17)  
Career: 9 at Georgia (1/23/16)

### REBOUNDS

Season: 3 vs. Fresno State (11/17/17)  
Career: 7 vs. Delaware State (11/21/15)

### ASSISTS

Season: 6 vs. Samford (11/10/17)  
Career: 7 vs. LSU (1/21/17)

### STEALS

Season: 2 vs. Bucknell (11/12/17)  
Career: 5 vs. Milwaukee (12/22/14)

### BLOCKS

Season: --  
Career: 1 (2x), last vs. Seton Hall (3/17/17)

### MINUTES

Season: 28 (2x), last vs. Fresno State (11/17/17)  
Career: 34 vs. LSU (1/21/17)

## CAREER STATISTICS AT ARKANSAS »

Season	gp-gs	min/avg	Total		3-Point		F-Throws		Rebounds				Scoring					
			fg-fga	pct	fg-fga	pct	ft-fa	pct	off	def	tot	avg	pf	fo	ast	to	blk	stl
2014-15	35-16	662/18.9	66-172	.384	31-88	.352	35-55	.636	31	36	67	1.9	84	4	53	32	0	35
2015-16	23-1	481/20.9	57-164	.348	19-66	.288	27-42	.643	13	40	53	2.3	53	2	41	17	2	24
2016-17	36-11	755/21.0	86-213	.404	32-90	.356	56-75	.747	29	46	75	2.1	69	2	70	37	1	39
2017-18	3-3	82/27.3	13-28	.464	2-9	.222	12-14	.857	2	5	7	2.3	6	0	10	4	0	4
TOTAL	97-31	1980/20.4	222-577	.385	84-253	.332	130-186	.699	75	127	202	2.1	212	8	174	90	3	102

GAME

1

Arkansas vs Samford

Nov. 10, 2017 at 7 p.m. at Fayetteville, Ark. (Bud Walton Arena)

Samford 56 • 0-1

#	Player	Total		3-Ptr	Rebounds			PF	TP	A	TO	Blk	Stl	Min
		FG-FGA	FG-FGA		Off	Def	Tot							
20	Alex Thompson	f	4-11	2-9	0-0	0	2	2	3	10	1	2	0	25
33	Wyatt Walker	c	2-7	0-0	0-0	2	2	4	3	4	0	2	0	15
00	Christen Cunningham	g	3-7	1-2	0-0	1	2	3	0	7	1	4	0	28
03	Josh Sharkey	g	2-7	0-1	2-3	1	2	3	3	6	4	6	0	24
22	D. Denzel-Dyson	g	2-6	1-4	3-4	1	1	2	1	8	1	2	0	21
01	Kevion Nolan		1-2	1-2	0-0	0	1	1	0	3	0	0	0	5
02	Justin Coleman		2-8	1-4	1-2	1	1	2	2	6	3	1	0	23
04	Triston Chambers		2-5	2-5	0-0	1	0	1	2	6	0	0	0	19
13	Eric Adams		1-2	0-0	0-0	1	2	3	3	2	0	1	1	9
15	Stefan Lakic		0-3	0-2	2-2	1	0	1	0	2	0	0	0	10
24	Gerald Smith		0-0	0-0	0-0	0	0	0	0	0	1	0	0	1
55	Alex Peters		1-3	0-0	0-4	2	2	4	3	2	1	1	0	20
Team						4	2	6						
Totals			20-61	8-29	8-15	15	17	32	20	56	12	19	1	6 200
FG % 1st Half: 7-26		26.9%	2nd half: 13-35		37.1%	Game: 20-61		32.8%	Deadball					
3FG % 1st Half: 2-12		16.7%	2nd half: 6-17		35.3%	Game: 8-29		27.6%	Rebounds					
FT % 1st Half: 3-4		75.0%	2nd half: 5-11		45.5%	Game: 8-15		53.3%	4,3					

Arkansas 95 • 1-0

#	Player	Total		3-Ptr	Rebounds			PF	TP	A	TO	Blk	Stl	Min
		FG-FGA	FG-FGA		Off	Def	Tot							
01	Trey Thompson	f	4-4	0-0	0-0	1	7	8	2	8	3	0	0	25
02	Adrio Bailey	f	7-8	0-0	1-1	2	4	6	0	15	1	3	2	23
00	Jaylen Barford	g	5-11	2-5	4-5	0	4	4	3	16	6	2	1	29
04	Daryl Macon	g	5-9	4-7	2-2	0	3	3	2	16	8	1	0	30
31	Anton Beard	g	5-10	1-3	3-3	1	1	2	1	14	6	2	0	26
10	Daniel Gafford		4-6	0-0	2-5	2	2	4	5	10	2	0	3	17
14	JT Plummer		0-0	0-0	0-0	0	0	0	0	0	0	0	0	2
15	Jonathan Holmes		0-2	0-1	1-2	0	0	1	0	1	1	0	0	3
20	Darius Hall		1-4	0-1	1-2	1	2	3	4	3	0	2	0	12
22	Gabe Osabuohien		1-2	0-0	0-0	0	0	0	1	2	0	1	0	10
23	C.J. Jones		4-7	2-5	0-0	0	3	3	0	10	1	0	0	21
Team						0	1	1						
Totals			36-63	9-22	14-22	7	28	35	18	95	28	11	6	7 200
FG % 1st Half: 18-30		60.0%	2nd half: 18-33		54.5%	Game: 36-63		57.1%	Deadball					
3FG % 1st Half: 7-13		53.8%	2nd half: 2-9		22.2%	Game: 9-22		40.9%	Rebounds					
FT % 1st Half: 4-6		66.7%	2nd half: 10-16		62.5%	Game: 14-22		63.6%	8,1					

Officials: Tony Greene, K.B. Burdette Jr., Nathan Bemis  
Technical fouls: Samford-None. Arkansas-None.  
Attendance: 13407  
Estimated Actual Attendance: 8,054  
Fouled Out: Arkansas, #10, Gafford (1:35, 2H)

Score by periods	1st	2nd	Total
Samford	19	37	56
Arkansas	47	48	95

Points	In Paint	Off T/O	2nd Chance	Fast Break	Bench
SAM	20	14	17	9	21
AR	44	35	7	19	26

Last FG - SAM 2nd-00:34, AR 2nd-00:01.  
Largest lead - SAM by 1 1st-16:52, AR by 44 2nd-12:09.  
SAM led for 00:07. AR led for 38:45. Game was tied for 01:08.

Score tied - 1 time.  
Lead changed - 2 times.

GAME

3

Arkansas vs Fresno State

Nov. 17, 2017 at 7 p.m. at Fayetteville, Ark. (Bud Walton Arena)

Fresno State 75 • 2-1

#	Player	Total		3-Ptr	Rebounds			PF	TP	A	TO	Blk	Stl	Min
		FG-FGA	FG-FGA		Off	Def	Tot							
11	Bryson Williams	f	11-15	0-0	0-1	5	4	9	5	22	2	3	0	32
34	Terrell Carter II	c	2-5	0-0	1-3	2	0	2	4	5	0	1	0	13
01	Jaron Hopkins	g	4-8	0-0	1-5	1	9	10	4	9	5	3	1	38
21	Deshon Taylor	g	4-14	1-5	10-10	0	4	4	2	19	1	3	0	33
22	Ray Bowles	g	1-8	0-3	1-2	2	3	5	2	3	2	1	0	29
03	Johnny McWilliams		0-0	0-0	0-0	0	0	0	0	0	0	0	0	0+
05	Jahmel Taylor		4-7	4-7	0-0	0	1	1	4	12	0	2	0	1
20	Sam Bittner		1-2	1-1	0-0	1	3	4	4	3	1	1	0	16
32	Nate Grimes		1-2	0-0	0-1	1	3	4	4	2	0	1	1	0
Team						0	1	1						
Totals			28-61	6-16	13-22	12	28	40	29	75	11	16	2	5 200
FG % 1st Half: 9-29		31.0%	2nd half: 19-32		59.4%	Game: 28-61		45.9%	Deadball					
3FG % 1st Half: 2-8		25.0%	2nd half: 4-8		50.0%	Game: 6-16		37.5%	Rebounds					
FT % 1st Half: 5-10		50.0%	2nd half: 8-12		66.7%	Game: 13-22		59.1%	4					

Arkansas 83 • 3-0

#	Player	Total		3-Ptr	Rebounds			PF	TP	A	TO	Blk	Stl	Min
		FG-FGA	FG-FGA		Off	Def	Tot							
01	Trey Thompson	f	1-2	0-0	1-3	1	0	1	4	3	0	4	0	10
02	Adrio Bailey	f	1-2	0-0	3-4	2	3	5	3	5	3	0	2	0
00	Jaylen Barford	g	5-13	2-4	6-8	3	4	7	3	18	5	2	0	35
04	Daryl Macon	g	3-10	1-3	4-4	1	1	2	1	11	1	3	1	34
31	Anton Beard	g	5-9	1-3	4-6	0	3	3	3	15	3	0	0	1
10	Daniel Gafford		9-11	0-0	7-10	0	8	8	3	25	1	1	3	28
20	Darius Hall		0-2	0-1	0-1	0	3	3	2	0	1	1	0	14
22	Gabe Osabuohien		0-1	0-1	0-2	1	0	1	2	0	0	0	0	5
23	C.J. Jones		3-6	0-2	0-0	0	2	2	0	6	1	0	0	16
Team						1	0	1						
Totals			27-56	4-14	25-38	9	24	33	21	83	15	11	6	5 200
FG % 1st Half: 12-27		44.4%	2nd half: 15-29		51.7%	Game: 27-56		48.2%	Deadball					
3FG % 1st Half: 3-9		33.3%	2nd half: 1-5		20.0%	Game: 4-14		28.6%	Rebounds					
FT % 1st Half: 12-17		70.6%	2nd half: 13-21		61.9%	Game: 25-38		65.8%	5,2					

Officials: Doug Simmons, Peter Juzenas, Robert Felder  
Technical fouls: Fresno State-None. Arkansas-None.  
Attendance: 15051  
Estimated Actual Attendance: 12,227  
Fouled Out: Fresno State #11, Williams (1:32, 2H)

Score by periods	1st	2nd	Total
Fresno State	25	50	75
Arkansas	39	44	83

Last FG - FS 2nd-00:06, AR 2nd-00:30.  
Largest lead - FS by 6 1st-17:50, AR by 19 2nd-10:32.  
FS led for 04:42. AR led for 35:05. Game was tied for 00:13.

Score tied - 0 times.  
Lead changed - 1 time.

GAME

2

Arkansas vs Bucknell

Nov. 12, 2017 at 5 p.m. at Fayetteville, Ark. (Bud Walton Arena)

Bucknell 73 • 0-2

#	Player		Total		3-Ptr		Rebounds			PF	TP	A	TO	Blk	Stl	Min
			FG-FGA	FG-FGA	FT-FTA	Off	Def	Tot								
23	Zach Thomas	f	7-13	5-7	5-9	3	7	10	1	24	3	4	1	0	30	
20	Nana Foulland	c	7-12	0-0	3-6	2	1	3	4	17	0	3	0	0	30	
01	Kimbal Mackenzie	g	1-5	1-3	0-0	0	0	0	2	3	1	1	0	0	13	
02	Stephen Brown	g	5-9	1-3	2-2	0	2	2	1	13	9	3	0	0	28	
11	Avi Toomer	g	3-7	2-5	0-0	0	1	1	4	8	0	2	0	1	25	
00	Paul Newman		0-0	0-0	0-0	0	1	1	0	0	0	1	0	0	2	
03	Jimmy Sotos		2-4	1-3	0-1	0	0	0	3	5	1	0	0	0	16	
04	Nate Sestina		0-2	0-1	0-0	2	2	4	2	0	0	1	0	0	14	
05	Jordan Sechan		0-1	0-1	0-0	0	0	0	0	0	0	0	0	0	1	
12	John Meeks		0-0	0-0	0-0	0	1	1	0	0	0	0	0	0	5	
13	Bruce Moore		0-2	0-1	0-0	0	0	0	2	0	0	0	2	1	15	
14	Ben Robertson		0-0	0-0	0-0	0	0	0	1	0	0	2	0	0	5	
15	Nate Jones		1-3	1-3	0-0	0	0	0	1	3	1	0	0	0	13	
22	Matt O'Reilly		0-0	0-0	0-0	0	0	0	0	0	0	0	0	0	3	
Team						3	0	3				1			200	
Totals			26-58	11-27	10-18	10	15	25	21	73	15	18	3	3	3	200
FG % 1st Half: 12-32 37.5% 2nd half: 14-26 53.8% Game: 26-58 44.8% Deadball																
3FG % 1st Half: 6-16 37.5% 2nd half: 5-11 45.5% Game: 11-27 40.7% Rebounds																
FT % 1st Half: 4-8 50.0% 2nd half: 6-10 60.0% Game: 10-18 55.6% 3,2																











RECORD:	OVERALL	HOME	AWAY	NEUTRAL
ALL GAMES	3-0	3-0	0-0	0-0
CONFERENCE	0-0	0-0	0-0	0-0
NON-CONFERENCE	3-0	3-0	0-0	0-0

#	Player	gp-gs	min	avg	Total		3-Point		F-Throw		Rebounds				pf	dq	a	to	blk	stl	pts	avg
					fg-fga	fg%	3fg-fga	3fg%	ft-fa	ft%	off	def	tot	avg								
00	Jaylen Barford	3-3	92	30.7	20-39	.513	6-12	.500	15-22	.682	5	11	16	5.3	7	0	13	5	1	3	61	20.3
10	Daniel Gafford	3-0	63	21.0	18-24	.750	0-0	.000	14-20	.700	4	11	15	5.0	13	2	3	1	6	2	50	16.7
04	Daryl Macon	3-3	93	31.0	16-34	.471	8-16	.500	8-8	1.000	2	5	7	2.3	5	0	13	7	1	4	48	16.0
31	Anton Beard	3-3	82	27.3	13-28	.464	2-9	.222	12-14	.857	2	5	7	2.3	6	0	10	4	0	4	40	13.3
02	Adrio Bailey	3-3	76	25.3	11-15	.733	0-0	.000	5-7	.714	6	9	15	5.0	7	0	6	5	6	3	27	9.0
23	C.J. Jones	3-0	57	19.0	10-21	.476	2-8	.250	1-1	1.000	0	10	10	3.3	0	0	3	0	0	1	23	7.7
01	Trey Thompson	3-3	60	20.0	6-8	.750	0-0	.000	1-4	.250	6	14	20	6.7	9	0	5	6	1	1	13	4.3
20	Darius Hall	3-0	43	14.3	4-11	.364	0-2	.000	1-3	.333	2	8	10	3.3	9	0	1	6	2	3	9	3.0
15	Jonathan Holmes	2-0	5	2.5	1-3	.333	1-2	.500	1-2	.500	0	1	1	0.5	0	0	1	0	0	1	4	2.0
22	Gabe Osabuohien	3-0	26	8.7	2-7	.286	0-2	.000	0-4	.000	2	1	3	1.0	4	0	0	1	0	0	4	1.3
14	JT Plummer	2-0	3	1.5	0-0	.000	0-0	.000	0-0	.000	0	0	0	0.0	0	0	0	0	0	0	0	0.0
Team											3	2	5									
Total.....		3	600		101-190	.532	19-51	.373	58-85	.682	32	77	109	36.3	60	2	55	35	17	22	279	93.0
Opponents.....		3	600		74-180	.411	25-72	.347	31-55	.564	37	60	97	32.3	70	-	38	53	6	14	204	68.0

TEAM STATISTICS	AR	OPP	Date	Opponent	Score	Att.
SCORING	279	204	11/10/17	SAMFORD	w 95-56	13407
Points per game	93.0	68.0	11/12/17	BUCKNELL	w 101-73	13404
Scoring margin	+25.0	-	11/17/17	FRESNO STATE	w 83-75	15051
FIELD GOALS-ATT	101-190	74-180	* - Conference game			
Field goal pct	.532	.411				
3 POINT FG-ATT	19-51	25-72				
3-point FG pct	.373	.347				
3-pt FG made per game	6.3	8.3				
FREE THROWS-ATT	58-85	31-55				
Free throw pct	.682	.564				
F-Throws made per game	19.3	10.3				
REBOUNDS	109	97				
Rebounds per game	36.3	32.3				
Rebounding margin	+4.0	-				
ASSISTS	55	38				
Assists per game	18.3	12.7				
TURNOVERS	35	53				
Turnovers per game	11.7	17.7				
Turnover margin	+6.0	-				
Assist/turnover ratio	1.6	0.7				
STEALS	22	14				
Steals per game	7.3	4.7				
BLOCKS	17	6				
Blocks per game	5.7	2.0				
ATTENDANCE	41862	0				
Home games-Avg/Game	3-13954	0-0				
Neutral site-Avg/Game	-	0-0				

Score by Periods	1st	2nd	Totals
Arkansas	142	137	279
Opponents	78	126	204

0		JAYLEN <b>BARFORD</b> ■ SR ■ G ■ 6-3 ■ 202 Jackson, Tenn. ■ Motlow State CC	<table><tr><th>YEAR</th><th>GP/GS</th><th>PPG</th><th>APG</th><th>RPG</th><th>SPG</th><th>FG%</th><th>FT%</th></tr><tr><td>2017-18</td><td>3/3</td><td>20.3</td><td>4.3</td><td>5.3</td><td>1.0</td><td>.513</td><td>.682</td></tr><tr><td>Career</td><td>39/33</td><td>13.3</td><td>2.2</td><td>3.9</td><td>1.2</td><td>.445</td><td>.740</td></tr></table>	YEAR	GP/GS	PPG	APG	RPG	SPG	FG%	FT%	2017-18	3/3	20.3	4.3	5.3	1.0	.513	.682	Career	39/33	13.3	2.2	3.9	1.2	.445	.740	<ul style="list-style-type: none"><li>Scored a career-high 27 points against Bucknell.</li><li>Has 6 career 20-pt games, 5 away from Bud Walton Arena.</li><li>Averaged 12.8 points per game as a junior.</li><li>Scored 20+ points five times last year.</li><li>Named to preseason coaches All-SEC second team.</li></ul>	<b>CAREER HIGHS</b> PTS: 27 - Bucknell (11/12/17) AST: 6 - (2x), last vs. Samford (11/10/17) REB: 7 - (2x), last vs. Fresno State (11/17/17) STL: 4 - (2x), last vs. Seton Hall (3/17/17)
YEAR	GP/GS	PPG	APG	RPG	SPG	FG%	FT%																						
2017-18	3/3	20.3	4.3	5.3	1.0	.513	.682																						
Career	39/33	13.3	2.2	3.9	1.2	.445	.740																						
1		TREY <b>THOMPSON</b> ■ SR ■ F ■ 6-9 ■ 265 Madison, Ark. ■ Forrest City HS	<table><tr><th>YEAR</th><th>GP/GS</th><th>PPG</th><th>RPG</th><th>BPG</th><th>APG</th><th>FG%</th><th>FT%</th></tr><tr><td>2017-18</td><td>3/3</td><td>4.3</td><td>6.7</td><td>0.3</td><td>1.7</td><td>.750</td><td>.250</td></tr><tr><td>Career</td><td>82/4</td><td>2.4</td><td>3.3</td><td>0.7</td><td>1.2</td><td>.605</td><td>.582</td></tr></table>	YEAR	GP/GS	PPG	RPG	BPG	APG	FG%	FT%	2017-18	3/3	4.3	6.7	0.3	1.7	.750	.250	Career	82/4	2.4	3.3	0.7	1.2	.605	.582	<ul style="list-style-type: none"><li>Leads team with 20 rebs after 11 board effort vs. Bucknell.</li><li>Is 2nd on the team with 82 games played as a Razorback.</li><li>Tied for team lead with 36 asts last year during SEC play.</li><li>Started each of the first three games this season, after making only one career start prior to the 2017-18 season.</li></ul>	<b>CAREER HIGHS</b> PTS: 13 - LSU (2/23/16) REB: 11 - (2x), last vs. Bucknell (11/12/17) BLK: 4 - Texas Tech (1/30/16) AST: 6 - Texas A&M (2/22/17)
YEAR	GP/GS	PPG	RPG	BPG	APG	FG%	FT%																						
2017-18	3/3	4.3	6.7	0.3	1.7	.750	.250																						
Career	82/4	2.4	3.3	0.7	1.2	.605	.582																						
2		ADRIO <b>BAILEY</b> ■ SO ■ F ■ 6-6 ■ 204 Campti, La. ■ Lakeview HS	<table><tr><th>YEAR</th><th>GP/GS</th><th>PPG</th><th>RPG</th><th>BPG</th><th>APG</th><th>FG%</th><th>FT%</th></tr><tr><td>2017-18</td><td>3/3</td><td>9.0</td><td>5.0</td><td>2.0</td><td>2.0</td><td>.733</td><td>.714</td></tr><tr><td>Career</td><td>30/5</td><td>2.6</td><td>1.7</td><td>0.4</td><td>0.4</td><td>.611</td><td>.423</td></tr></table>	YEAR	GP/GS	PPG	RPG	BPG	APG	FG%	FT%	2017-18	3/3	9.0	5.0	2.0	2.0	.733	.714	Career	30/5	2.6	1.7	0.4	0.4	.611	.423	<ul style="list-style-type: none"><li>Recorded a career-high 15 pts in the season opener.</li><li>Is second on the team with five dunks.</li><li>Tied career high with 2 blocks each of the first 3 games.</li><li>Started all 3 games, after making just 2 starts last year.</li><li>Has 6 asts in 3 games, only totaled 7 last yr in 27 games.</li></ul>	<b>CAREER HIGHS</b> PTS: 15 - Samford (11/10/17) REB: 7 - Austin Peay (12/3/16) BLK: 2 - (5x), last vs. Fresno State (11/17/17) AST: 3 - Fresno State (11/17/17)
YEAR	GP/GS	PPG	RPG	BPG	APG	FG%	FT%																						
2017-18	3/3	9.0	5.0	2.0	2.0	.733	.714																						
Career	30/5	2.6	1.7	0.4	0.4	.611	.423																						
3		KHALIL <b>GARLAND</b> ■ FR ■ G ■ 6-5 ■ 198 Little Rock, Ark. ■ Parkview HS	<table><tr><th>YEAR</th><th>GP/GS</th><th>PPG</th><th>APG</th><th>SPG</th><th>FG%</th><th>3FG%</th><th>FT%</th></tr><tr><td>2017-18</td><td>--/--</td><td>--</td><td>--</td><td>--</td><td>--</td><td>--</td><td>--</td></tr><tr><td>Career</td><td>--/--</td><td>--</td><td>--</td><td>--</td><td>--</td><td>--</td><td>--</td></tr></table>	YEAR	GP/GS	PPG	APG	SPG	FG%	3FG%	FT%	2017-18	--/--	--	--	--	--	--	--	Career	--/--	--	--	--	--	--	--	<ul style="list-style-type: none"><li>Ranked the No. 2 player in the state of Arkansas.</li><li>Tabbed a 4-star and No. 55 overall guard by ESPN.</li><li>Is not cleared for full participation at this time due to an ongoing health matter.</li></ul>	<b>CAREER HIGHS</b> PTS: AST: REB: 3FGM:
YEAR	GP/GS	PPG	APG	SPG	FG%	3FG%	FT%																						
2017-18	--/--	--	--	--	--	--	--																						
Career	--/--	--	--	--	--	--	--																						
4		DARYL <b>MACON</b> ■ SR ■ G ■ 6-3 ■ 185 Little Rock, Ark. ■ Holmes CC	<table><tr><th>YEAR</th><th>GP/GS</th><th>PPG</th><th>APG</th><th>SPG</th><th>FG%</th><th>3FG%</th><th>FT%</th></tr><tr><td>2017-18</td><td>3/3</td><td>16.0</td><td>4.3</td><td>1.3</td><td>.471</td><td>.500</td><td>1.000</td></tr><tr><td>Career</td><td>39/24</td><td>13.6</td><td>2.4</td><td>1.2</td><td>.455</td><td>.397</td><td>.873</td></tr></table>	YEAR	GP/GS	PPG	APG	SPG	FG%	3FG%	FT%	2017-18	3/3	16.0	4.3	1.3	.471	.500	1.000	Career	39/24	13.6	2.4	1.2	.455	.397	.873	<ul style="list-style-type: none"><li>Named to preseason coaches All-SEC second team.</li><li>Led the Hogs with 16 pts and 8 asts against Samford.</li><li>4th Hog in SEC era to score 30 points off the bench.</li><li>Went 30-of-34 from FT line in final minute of games last season.</li></ul>	<b>CAREER HIGHS</b> PTS: 30 - Ole Miss (2/18/17) AST: 8 - Samford (11/10/17) STL: 4 - Fort Wayne (11/16/16) 3FGM: 6 - Ole Miss (2/18/17)
YEAR	GP/GS	PPG	APG	SPG	FG%	3FG%	FT%																						
2017-18	3/3	16.0	4.3	1.3	.471	.500	1.000																						
Career	39/24	13.6	2.4	1.2	.455	.397	.873																						
5		ARLANDO <b>COOK</b> ■ SR ■ F ■ 6-8 ■ 215 St. Louis, Mo. ■ Connors State College	<table><tr><th>YEAR</th><th>GP/GS</th><th>PPG</th><th>RPG</th><th>BPG</th><th>APG</th><th>FG%</th><th>FT%</th></tr><tr><td>2017-18</td><td>--/--</td><td>--</td><td>--</td><td>--</td><td>--</td><td>--</td><td>--</td></tr><tr><td>Career</td><td>36/7</td><td>2.8</td><td>2.3</td><td>0.4</td><td>0.3</td><td>.438</td><td>.649</td></tr></table>	YEAR	GP/GS	PPG	RPG	BPG	APG	FG%	FT%	2017-18	--/--	--	--	--	--	--	--	Career	36/7	2.8	2.3	0.4	0.3	.438	.649	<ul style="list-style-type: none"><li>Started 7 games and played in all 36 contests as a junior.</li><li>Averaged 2.8 points and 2.3 rebounds per game last year.</li><li>Ranked the No. 6 junior college transfer in 2016 class.</li></ul>	<b>CAREER HIGHS</b> PTS: 9 - Southern Illinois (11/14/16) REB: 7 - at Texas A&M (1/17/17) BLK: 3 - (5x), last vs. Sam Houston St. (12/20/16) AST: 2 - (3x), last vs. LSU (1/21/17)
YEAR	GP/GS	PPG	RPG	BPG	APG	FG%	FT%																						
2017-18	--/--	--	--	--	--	--	--																						
Career	36/7	2.8	2.3	0.4	0.3	.438	.649																						
10		DANIEL <b>GAFFORD</b> ■ FR ■ F ■ 6-11 ■ 234 El Dorado, Ark. ■ El Dorado HS	<table><tr><th>YEAR</th><th>GP/GS</th><th>PPG</th><th>APG</th><th>RPG</th><th>BPG</th><th>FG%</th><th>FT%</th></tr><tr><td>2017-18</td><td>3/0</td><td>16.7</td><td>1.0</td><td>5.0</td><td>2.0</td><td>.750</td><td>.700</td></tr><tr><td>Career</td><td>3/0</td><td>16.7</td><td>1.0</td><td>5.0</td><td>2.0</td><td>.750</td><td>.700</td></tr></table>	YEAR	GP/GS	PPG	APG	RPG	BPG	FG%	FT%	2017-18	3/0	16.7	1.0	5.0	2.0	.750	.700	Career	3/0	16.7	1.0	5.0	2.0	.750	.700	<ul style="list-style-type: none"><li>Led team with 25 pts against Fresno St., having 6 dunks.</li><li>Opened career with three straight 10+ point efforts.</li><li>A consensus 4-star prospect and top 50 player.</li><li>2X All-Conference and All-State selection at El Dorado HS.</li><li>Averaged 17.4 points, 16 boards and 7.7 blocks as senior.</li></ul>	<b>CAREER HIGHS</b> PTS: 25 - Fresno State (11/17/17) AST: 2 - Samford (11/10/17) REB: 8 - Fresno State (11/17/17) BLK: 3 - (2x), last vs. Fresno State (11/17/17)
YEAR	GP/GS	PPG	APG	RPG	BPG	FG%	FT%																						
2017-18	3/0	16.7	1.0	5.0	2.0	.750	.700																						
Career	3/0	16.7	1.0	5.0	2.0	.750	.700																						
13		DUSTIN <b>THOMAS</b> ■ SR ■ F ■ 6-8 ■ 225 Texarkana, Texas ■ University of Colorado	<table><tr><th>YEAR</th><th>GP/GS</th><th>PPG</th><th>RPG</th><th>BPG</th><th>SPG</th><th>FG%</th><th>FT%</th></tr><tr><td>2017-18</td><td>--/--</td><td>--</td><td>--</td><td>--</td><td>--</td><td>--</td><td>--</td></tr><tr><td>Career</td><td>103/44</td><td>4.4</td><td>2.9</td><td>0.2</td><td>0.4</td><td>.453</td><td>.631</td></tr></table>	YEAR	GP/GS	PPG	RPG	BPG	SPG	FG%	FT%	2017-18	--/--	--	--	--	--	--	--	Career	103/44	4.4	2.9	0.2	0.4	.453	.631	<ul style="list-style-type: none"><li>Started 27 games last year as a redshirt junior.</li><li>Tallied 4 double-digit scoring games, averaging 5.3 ppg.</li><li>Finished with 13 pts and 5 rebs in against Seton Hall in the NCAA Tournament.</li></ul>	<b>CAREER HIGHS</b> PTS: 17 - USC (1/4/15) REB: 9 - LSU (2/11/17) BLK: 2 - (2x), last vs. California (2/12/15) STL: 3 - (2x), last at LSU (2/11/17)
YEAR	GP/GS	PPG	RPG	BPG	SPG	FG%	FT%																						
2017-18	--/--	--	--	--	--	--	--																						
Career	103/44	4.4	2.9	0.2	0.4	.453	.631																						
20		DARIOUS <b>HALL</b> ■ FR ■ F ■ 6-6 ■ 210 Little Rock, Ark. ■ Mills University Studies HS	<table><tr><th>YEAR</th><th>GP/GS</th><th>PPG</th><th>RPG</th><th>BPG</th><th>SPG</th><th>FG%</th><th>FT%</th></tr><tr><td>2017-18</td><td>3/0</td><td>3.0</td><td>3.3</td><td>0.7</td><td>1.0</td><td>.364</td><td>.333</td></tr><tr><td>Career</td><td>3/0</td><td>3.0</td><td>3.3</td><td>0.7</td><td>1.0</td><td>.364</td><td>.333</td></tr></table>	YEAR	GP/GS	PPG	RPG	BPG	SPG	FG%	FT%	2017-18	3/0	3.0	3.3	0.7	1.0	.364	.333	Career	3/0	3.0	3.3	0.7	1.0	.364	.333	<ul style="list-style-type: none"><li>Recorded 3 points and 3 rebounds against Samford.</li><li>Scored 6 pts, 4 boards and 2 blocks against Bucknell.</li><li>Named 3X All-State and 2017 5A State Tournament MVP.</li><li>Ranked the No. 4 player in the state of Arkansas.</li><li>Earned a four-star rating by ESPN.</li></ul>	<b>CAREER HIGHS</b> PTS: 6 - Bucknell (11/12/17) AST: 1 - Fresno State (11/17/17) REB: 4 - Bucknell (11/12/17) BLK: 2 - Bucknell (11/12/17)
YEAR	GP/GS	PPG	RPG	BPG	SPG	FG%	FT%																						
2017-18	3/0	3.0	3.3	0.7	1.0	.364	.333																						
Career	3/0	3.0	3.3	0.7	1.0	.364	.333																						
22		GABE <b>OSABUOHEN</b> ■ FR ■ F ■ 6-8 ■ 219 Toronto, Canada ■ Southwest Christian Aca.	<table><tr><th>YEAR</th><th>GP/GS</th><th>PPG</th><th>APG</th><th>BPG</th><th>SPG</th><th>FG%</th><th>FT%</th></tr><tr><td>2017-18</td><td>3/0</td><td>1.3</td><td>-</td><td>-</td><td>-</td><td>.286</td><td>.000</td></tr><tr><td>Career</td><td>3/0</td><td>1.3</td><td>-</td><td>-</td><td>-</td><td>.286</td><td>.000</td></tr></table>	YEAR	GP/GS	PPG	APG	BPG	SPG	FG%	FT%	2017-18	3/0	1.3	-	-	-	.286	.000	Career	3/0	1.3	-	-	-	.286	.000	<ul style="list-style-type: none"><li>Has taken 4 of the teams' 7 charges this season.</li><li>Ranked the No. 5 player in the state of Arkansas.</li><li>Ranked the No. 63 small forward by 247Sports.</li><li>Played for Team Loaded N. Carolina on the Adidas Circuit</li></ul>	<b>CAREER HIGHS</b> PTS: 2 - (2x), last vs. Bucknell (11/12/17) AST: - REB: 2 - vs. Bucknell (11/12/17) BLK: -
YEAR	GP/GS	PPG	APG	BPG	SPG	FG%	FT%																						
2017-18	3/0	1.3	-	-	-	.286	.000																						
Career	3/0	1.3	-	-	-	.286	.000																						
23		C.J. <b>JONES</b> ■ SO ■ G ■ 6-5 ■ 175 Birmingham, Ala. ■ Central Park Christian	<table><tr><th>YEAR</th><th>GP/GS</th><th>PPG</th><th>APG</th><th>SPG</th><th>FG%</th><th>3FG%</th><th>FT%</th></tr><tr><td>2017-18</td><td>3/0</td><td>7.7</td><td>1.0</td><td>0.3</td><td>.476</td><td>.250</td><td>1.000</td></tr><tr><td>Career</td><td>24/0</td><td>3.1</td><td>0.4</td><td>0.1</td><td>.474</td><td>.438</td><td>.750</td></tr></table>	YEAR	GP/GS	PPG	APG	SPG	FG%	3FG%	FT%	2017-18	3/0	7.7	1.0	0.3	.476	.250	1.000	Career	24/0	3.1	0.4	0.1	.474	.438	.750	<ul style="list-style-type: none"><li>Scored 10 pts and 3 rebounds in the season opener.</li><li>Scored a team-high 24 points in the Red-White game.</li><li>42 of his 74 career points have come from made 3-pointers.</li><li>Expected to contribute significant minutes as a sophomore.</li></ul>	<b>CAREER HIGHS</b> PTS: 11 - (2x), last vs. Austin Peay (12/3/16) AST: 2 - Austin Peay (12/3/16) STL: 1 - (2x), last vs. Bucknell (11/12/17) 3FGM: 3 - Austin Peay (12/3/16)
YEAR	GP/GS	PPG	APG	SPG	FG%	3FG%	FT%																						
2017-18	3/0	7.7	1.0	0.3	.476	.250	1.000																						
Career	24/0	3.1	0.4	0.1	.474	.438	.750																						
31		ANTON <b>BEARD</b> ■ SR ■ G ■ 6-0 ■ 185 North Little Rock, Ark. ■ North Little Rock HS	<table><tr><th>YEAR</th><th>GP/GS</th><th>PPG</th><th>RPG</th><th>SPG</th><th>FG%</th><th>3FG%</th><th>FT%</th></tr><tr><td>2017-18</td><td>3/3</td><td>13.3</td><td>2.3</td><td>1.3</td><td>.464</td><td>.222</td><td>.857</td></tr><tr><td>Career</td><td>97/31</td><td>6.8</td><td>2.1</td><td>1.1</td><td>.385</td><td>.332</td><td>.699</td></tr></table>	YEAR	GP/GS	PPG	RPG	SPG	FG%	3FG%	FT%	2017-18	3/3	13.3	2.3	1.3	.464	.222	.857	Career	97/31	6.8	2.1	1.1	.385	.332	.699	<ul style="list-style-type: none"><li>Has 4-straight double-digit scoring efforts, dating back to last year.</li><li>Has played in a team-high 97 games as a Razorback.</li><li>Averaged 7.2 points and 2.1 boards per game as a junior.</li><li>Named to SEC All-Freshman team in 2014-15.</li></ul>	<b>CAREER HIGHS</b> PTS: 18 - Georgia (1/23/16) AST: 7 - LSU (1/21/17) STL: 5 - Milwaukee (12/22/14) 3FGM: 4 - Ole Miss (2/14/15)
YEAR	GP/GS	PPG	RPG	SPG	FG%	3FG%	FT%																						
2017-18	3/3	13.3	2.3	1.3	.464	.222	.857																						
Career	97/31	6.8	2.1	1.1	.385	.332	.699																						
HC		 1980-82 - Student-Athlete	 1982-85 - Volunteer Assistant	 1985-89 - Volunteer Assistant 1989-00 - Assistant Coach 2000-02 - Assistant Head Coach	 2002-06 - Head Coach 89-41 (.680)	 2006-11 - Head Coach 111-57 (.660)	 2011-Present - Head Coach 131-74 (.639)																						