



ARKANSAS RAZORBACKS

1 National Championship » 6 Final Four Appearances » 10 Sweet 16 Appearances » 31 NCAA Appearances

2017-18 SCHEDULE »

Overall: 6-2 | SEC: 0-0 | H: 4-0 | A: 0-1 | N: 2-1

NOVEMBER	TV	W/L	SCORE
10 Samford	SEC Network +	W	95-56
12 Bucknell	SEC Network	W	101-73
17 Fresno State	SEC Network +	W	83-75
23 vs. Oklahoma^	ESPN2	W	92-83
24 vs. #9 North Carolina^	ESPN	L	87-68
26 vs. UConn^	ESPN	W	102-67

DECEMBER

2 at Houston	CBS Sports	L	91-65
5 Colorado State	SEC Network +	W	92-66
9 #14 Minnesota	SEC Network		5:45 p.m.
16 vs. Troy+	None		7 p.m.
19 Oral Roberts	SEC Network +		7 p.m.
27 CSU Bakersfield	SEC Network		7 p.m.
30 #24 Tennessee*	SEC Network		Noon

JANUARY

2 at Mississippi State*	SEC Network		8 p.m.
6 at Auburn*	ESPN		5 p.m.
10 LSU*	SEC Network		8 p.m.
13 Missouri*	ESPN2		5 p.m.
17 at #5 Florida*	ESPN2		6 p.m.
20 Ole Miss*	SEC Network		2:30 p.m.
23 at Georgia*	SEC Network		5:30 p.m.
27 Oklahoma State%	ESPN2		5 p.m.
30 at #7 Texas A&M*	ESPN		8 p.m.

FEBRUARY

3 at LSU*	SEC Network		2:30 p.m.
6 South Carolina*	ESPN2		6 p.m.
10 Vanderbilt*	SEC Network		7:30 p.m.
13 at Ole Miss*	SEC Network		6 p.m.
17 #7 Texas A&M*	ESPN/2		3 p.m.
20 #8 Kentucky*	ESPN		8 p.m.
24 at Alabama*	SEC Network		5 p.m.
27 Auburn*	SEC Network		8 p.m.

MARCH

3 at Missouri*	ESPN/2		5 p.m.
7-11 at SEC Tournament	St. Louis		TBD

+ at Verizon Arena (North Little Rock, Ark.)
 ^ Phil Knight Invitational (Portland, Oregon)
 % Big12/SEC Challenge
 * SEC Game

5

» See page 5 for a full breakdown of Arkansas' 34 dunks through the first eight games and how it ranks in recent history.

THE MATCHUP »

ARKANSAS RAZORBACKS (6-2)

Head Coach: Mike Anderson (Tulsa '82)
Record at Arkansas: 134-76 (7th Season)
Overall Record: 334-174 (16th Season)



VS

#14 MINNESOTA GOLDEN GOPHERS (8-2)

Head Coach: Richard Pitino (Providence '05)
Record at MINN: 83-63 (4th Season)
Overall Record: 101-77 (5th Season)



#FASTEST40 STORYLINES »

• Riding a seven-game winning streak in Bud Walton Arena, Arkansas returns home Saturday to host No. 14 Minnesota.

• Arkansas is hosting a top 15 non-conference team in Bud Walton Arena for just the sixth time. The Razorbacks are 3-2 in such games.

• The Razorbacks are 34-23 against AP top 25 teams in Bud Walton Arena, including 18-9 against top 15 teams.

• In four home games this year, the Razorbacks are 4-0 with a +101 scoring margin, including a +82 scoring margin in the first half.

• According to the NCAA, the Razorbacks have the No. 14 RPI in the nation and the eighth-toughest strength of schedule in the country.

• For the first time in 17 years, Arkansas has scored 90+ points in three of its first four home games. The Razorbacks are currently averaging 92.8 points per contest in Bud Walton Arena.

• Arkansas' opponents this year have combined for a 42-25 (.627) record with five of the eight schools posting 6+ wins.

• C.J. Jones has set or tied his career high in points in three of the last four games, averaging 15.3 points per contest during the stretch with two 19-point efforts.

• Jaylen Barford is one of two players in the country with six games of 15+ points, 2+ rebounds, 2+ assists and less than 3 turnovers.

• The Razorbacks are one of two programs in the nation (Arizona State) with three players shooting over 40 percent from behind the arc with 35+ attempts.

GAMEDAY INFORMATION »

DATE: Saturday, Dec. 9, 2017 | 5:45 p.m. CT
LOCATION: Bud Walton Arena (Fayetteville, Ark.)
TV: SEC Network
TALENT: Matt Schick (PXP), Pat Bradley (Analyst)
RADIO: Razorback/IMG Sports Network
TALENT: Chuck Barrett (PXP), Matt Zimmerman (Analyst)
STATS: ArkansasRazorbacks.com | StatBroadcast
SERIES RECORD: Arkansas leads, 3-2
NEXT UP: vs. Troy in North Little Rock, Saturday, Dec. 16 at 7 p.m.

A WIN WOULD »

• Extend Arkansas' current winning streak in Bud Walton Arena to eight games dating back to last year.

• Give Arkansas 100 home wins during the Anderson era, ranking T-5th in the nation during his tenure.

• Make the Razorbacks undefeated in their first five games in Bud Walton Arena for the fourth time in the last seven years.



• Give Arkansas its ninth victory over an AP Top 25 team during the Mike Anderson era, including at least one in six of his seven years.



HOW THEY COMPARE » BY THE NUMBERS »

	87.2	.482	.399	35.2	15.5	4.4	6.6	74.8	.432	.354	+0.3	1.3
POINTS	FG%	3FG%	BOARDS	ASSISTS	BLOCKS	STEALS	SCORING DEFENSE	FG% DEFENSE	3FG% DEFENSE	REBOUND MARGIN	AST-TO RATIO	
	87.3	.474	.373	43.1	17.9	7.8	6.2	71.9	.402	.378	+6.2	1.5

#FASTEST40



NUMERICAL ROSTER »

No.	Name	Pos.	Yr.	Ht.	Wt.	Hometown/High School/Last School
0	Jaylen Barford	G	Sr.	6-3	202	Jackson, Tenn./South Side HS/Motlow State CC
1	Trey Thompson	F	Sr.	6-9	265	Madison Ark./Forrest City HS
2	Adrio Bailey	F	So.	6-6	204	Campti, La./Lakeview HS
3	Khalil Garland	G	Fr.	6-5	198	Little Rock, Ark./Parkview HS
4	Daryl Macon	G	Sr.	6-3	185	Little Rock, Ark./Parkview HS/Holmes CC
5	Arlando Cook	F	Sr.	6-8	215	St. Louis, Mo./Madison Prep/Connors State College
10	Daniel Gafford	F	Fr.	6-11	234	El Dorado, Ark./El Dorado HS
11	Jalen Harris*	G	So.	6-2	166	Raleigh, N.C./Word of God Christian Academy/New Mexico
13	Dustin Thomas	F	Sr.	6-8	225	Texarkana, Texas/Pleasant Grove HS/Colorado
14	JT Plummer	G	Sr.	6-1	185	San Antonio, Texas/TMI Episcopal
15	Jonathan Holmes	G	So.	5-10	190	Columbia, Ill./Columbia HS
20	Darius Hall	F	Fr.	6-6	202	Little Rock, Ark./Mills University Studies HS
22	Gabe Osabuohien	F	Fr.	6-8	219	Toronto, Canada/Southwest Christian Academy
23	C.J. Jones	G	So.	6-5	175	Birmingham, Ala./Central Park Christian
31	Anton Beard	G	Sr.	6-0	198	N. Little Rock, Ark./North Little Rock HS

*Will sit out the 2017-18 season due to NCAA transfer rules

COACHING STAFF »

Title	Name	Experience	Alma Mater
Head Coach	Mike Anderson	7th Year	Tulsa, '82
Associate Head Coach	Melvin Watkins	7th Year	Charlotte, '77
Assistant Coach	TJ Cleveland	7th Year	Arkansas, '02
Assistant Coach	Scotty Thurman	2nd Year	Philander-Smith, '03
Director of Operations	Matt Zimmerman	7th Year	Arkansas, '90
Director of S-A Development	Jeff Daniels	7th Year	Montevallo, '82
Video Coordinator	Will Bartlett	7th Year	Missouri, '09
Graduate Assistant	Riley Hall	2nd Year	Arkansas, '16
Graduate Assistant	Velton Kennedy	1st Year	Arkansas, '17
Athletic Trainer	Dave England	35th Year	Arkansas, '80



#0 Jaylen Barford
Sr. | G | 6-3 | 202 | Jackson, Tenn.



#1 Trey Thompson
Sr. | F | 6-9 | 265 | Madison, Ark.



#2 Adrio Bailey
So. | F | 6-6 | 204 | Campti, La.



#3 Khalil Garland
Fr. | G | 6-5 | 198 | Little Rock, Ark.



#4 Daryl Macon
Sr. | G | 6-3 | 185 | Little Rock, Ark.



#5 Arlando Cook
Sr. | F | 6-8 | 215 | St. Louis, Mo.



#10 Daniel Gafford
Fr. | F | 6-11 | 234 | El Dorado, Ark.



#11 Jalen Harris
So. | G | 6-2 | 164 | Raleigh, N.C.



#13 Dustin Thomas
Sr. | F | 6-8 | 225 | Texarkana, Texas



#15 Jonathan Holmes
So. | G | 5-10 | 190 | Columbia, Ill.



#20 Darius Hall
Fr. | F | 6-6 | 210 | Little Rock, Ark.



#22 Gabe Osabuohien
Fr. | F | 6-8 | 219 | Toronto, Canada



#23 C.J. Jones
So. | G | 6-5 | 175 | Birmingham, Ala.



#31 Anton Beard
Sr. | G | 6-0 | 185 | North Little Rock, Ark.



Mike Anderson
Head Coach | 7th Season

A-Z ROSTER »

No.	Name	Yr.
2	Bailey, Adrio	So.
0	Barford, Jaylen	Sr.
31	Beard, Anton	Sr.
5	Cook, Arlando	Sr.
10	Gafford, Daniel	Fr.
3	Garland, Khalil	Fr.
20	Hall, Darius	Fr.
11	Harris, Jalen	So.
15	Holmes, Jonathan	So.
23	Jones, C.J.	So.
4	Macon, Daryl	Sr.
22	Osabuohien, Gabe	Fr.
14	Plummer, JT	Sr.
13	Thomas, Dustin	Sr.
1	Thompson, Trey	Sr.

BY STATE »

Alabama (1)		
23	C.J. Jones	Birmingham, Ala.

Arkansas (6)		
1	Trey Thompson	Madison Ark.
3	Khalil Garland	Little Rock, Ark.
4	Daryl Macon	Little Rock, Ark.
10	Daniel Gafford	El Dorado, Ark.
20	Darius Hall	Little Rock, Ark.
31	Anton Beard	N. Little Rock, Ark.

Canada (1)		
22	Gabe Osabuohien	Toronto

Illinois (1)		
15	Holmes, Jonathan	Columbia, Ill.

Louisiana (1)		
2	Adrio Bailey	Campti, La.

Missouri (1)		
5	Arlando Cook	St. Louis, Mo.

North Carolina (1)		
11	Jalen Harris*	Raleigh, N.C.

Tennessee (1)		
0	Jaylen Barford	Jackson, Tenn.

Texas (2)		
13	Dustin Thomas	Texarkana, Texas
14	JT Plummer	San Antonio, Texas

BY CLASS »

SENIORS (7)		Pos.
0	Jaylen Barford	Sr.
1	Trey Thompson	Sr.
4	Daryl Macon	Sr.
5	Arlando Cook	Sr.
13	Dustin Thomas	Sr.
14	JT Plummer	Sr.
31	Anton Beard	Sr.

SOPHOMORES (4)		
2	Adrio Bailey	So.
11	Jalen Harris*	So.
15	Jonathan Holmes	So.
23	C.J. Jones	So.

FRESHMEN (4)		
3	Khalil Garland	Fr.
10	Daniel Gafford	Fr.
20	Darius Hall	Fr.
22	Gabe Osabuohien	Fr.

THE PRONUNCIATIONS »

Adrio Bailey: A-Dree-O
Gabe Osabuohien: oh-sah-BOY-en

THE NON-CON SLATE »

• Arkansas is slated to play 13 non-conference games this year, with seven of those teams picked to finish in the top four of their respective league standings.

• The Razorbacks will play two Final Four teams from last year during the regular season after taking on defending National Champion North Carolina during the PK80.

• Arkansas defeated a pair of teams ranked in the Mid-Major Top 25 poll on opening weekend, with Bucknell checking in at No. 6, followed by Samford at No. 20.

Opponent	Conference	Picked
Bucknell	Patriot	W 1st
Minnesota	Big 10	- 2nd
Samford	Southern	W 2nd
North Carolina	Atlantic Coast	L 2nd
Troy	Sun Belt	- 3rd
CSU Bakersfield	Western Athletic	- 4th
Fresno State	Mountain West	W 4th
UConn	American Athletic	W 5th
Colorado State	Mountain West	W 5th
Houston	American	L 6th
Oklahoma	Big 12	W 6th
Oral Roberts	Summit	- 7th
Oklahoma State	Big 12	- 10th

EXCEEDING EXPECTATIONS »

• After being picked to finish sixth in the SEC by the media, Arkansas is looking to finish higher than it was picked for the fifth straight season.

Year	Picked	Finished
2017-18	6th	TBD
2016-17	5th	T-3rd
2015-16	11th	T-8th
2014-15	3rd	2nd
2013-14	8th	5th

SUSTAINED SUCCESS »

• The Razorbacks are one of four teams in the league to finish .500 or better in SEC play each of the last five years.

• Arkansas and Kentucky are the only schools to finish in the top three of the SEC in two of the last three years.

THE 2018 SIGNING CLASS »

• The Razorbacks signed six incoming freshmen during the 2018 early signing period, ranking as the 17th-best class in the country by ESPN.

Signee	Pos.	Ht.	Hometown
Ethan Henderson	6-9	F	Little Rock, Ark.
Reggie Chaney	6-8	F	Tulsa, Okla.
Jordan Phillips	6-7	G	Cedar Hill, Texas
Keyshawn Embery	6-3	G	Oklahoma City
Isaiah Joe	6-4	G	Fort Smith, Ark.
Desi Sills	6-2	G	Jonesboro, Ark.

THE RUNNIN' RAZORBACKS »

• Arkansas has 19 runs of seven points or more in six games this season, compared to just 10 by opponents.

• The Razorbacks have multiple runs of seven points or more in six of eight games.

Run	Ark	Opp
7-0	4	1
8-0	2	4
9-0	5	-
10-0	2	2
11-0	1	1
13-0	-	2
14-0	1	-
15-0	1	-
16-0	1	-
19-0	2	-
Total Runs	19	10

• Arkansas has eight runs of 10 or more points through eight games this season, including four in the season opener against Samford.

• Arkansas has held opponents scoreless for 5-plus minutes three times this season, including Colorado State on Tuesday for 6 minutes and 23 seconds, to break off a 19-0 run to climb back from 11 down and win by 26.

NO CUPCAKE FOR YOU »

• Arkansas' opponents so far have combined for a 42-25 record with five of the eight schools posting 6+ wins.

• According to ESPN, the Razorbacks have the No. 18 RPI in the nation and the ninth toughest strength of schedule in the country.

Opponent	Result	Record
#13 North Carolina	L	8-1
Houston	L	6-1
Fresno State	W	6-2
UConn	W	6-2
Oklahoma	W	6-1
Colorado State	W	4-5
Bucknell	W	4-6
Samford	W	2-7
Totals...	6-2	42-25

BEST RETURNING DUO IN 24 YEARS »

• Jaylen Barford and Daryl Macon are the first Razorback duo since Scotty Thurman and Corliss Williamson to return after both players recorded 450-plus points and 70-plus assists the previous season. (via @HogStats)

Player	Season	Assists	Points
Daryl Macon	2016-17	80	483
Jaylen Barford	2016-17	72	459
Corliss Williamson	1993-94	74	695
Scotty Thurman	1993-94	103	539

RECORD BREAKDOWN

At Home (Bud Walton Arena)	4-0
On The Road	0-1
Neutral	2-1
White Uniforms	4-0
Cardinal Uniforms	0-1
Anthracite Uniforms	0-0
Special Edition PK80 Uniforms	2-1

HALFTIME/LEADS/OVERTIME

Leading at the half, home	4-0
Leading at the half, road/neutral	2-0
Tied at the half, home	0-0
Tied at the half, road/neutral	0-0
Trailing at the half, home	0-0
Trailing at the half, road/neutral	0-2
Games decided by 5 points or fewer	0-0
Games decided by 10 points or fewer	2-0
Leading with 5:00 left	6-0
Leading with 2:00 left	6-0
Overtime games	0-0

OFFENSE

Scoring less than 70 points	0-2
Scoring 70-79 points	0-0
Scoring 80-89 points	1-0
Scoring 90-99 points	3-0
Scoring 100+ points	2-0
2 Players Or Less in Double Figures	0-0
3 Players in Double Figures	2-1
4 Players in Double Figures	3-1
5 Players in Double Figures	0-0
6 Players in Double Figures	1-0
7 Players in Double Figures	0-0
1 Player Scores 20 Points	3-1
2 Players Score 20 Points	1-0
When shooting 50 percent or higher	4-0
When shooting less than 50 percent	2-2

REBOUNDING/TURNOVERS

When outrebounding opponent	4-0
When outrebounded	2-2
When rebounds are even	0-0
When grabbing 10+ offensive reb	2-0
When forcing 15+ turnovers	5-0
When committing less than 15 turnovers	5-2
When committing 15+ turnovers	1-0

Top Scorers (Includes Ties)

Jaylen Barford	4-2
Daryl Macon	2-0
C.J. Jones	1-0
Daniel Gafford	1-0
Anton Beard	0-1

Top Rebounders (Includes Ties)

Trey Thompson	2-0
Daniel Gafford	2-2
Dustin Thomas	1-1
Darius Hall	1-0

Months

In November	5-1
In December	1-1
In January	0-0
In February	0-0
In March	0-0

SERIES HISTORY »

Series:	Arkansas leads 3-2
In Fayetteville:	First Meeting
In Minneapolis:	Minnesota leads 2-0
In Maui:	Arkansas leads 2-0
In Pine Bluff:	Arkansas leads 1-0
Current Streak:	Minnesota, 1 win

THE FIVE MEETINGS »

Date	Location	Result	Score
11/22/16	Minneapolis	L	85-71
11/26/13	Maui	W	87-73
11/25/91	Maui	W	92-83
12/07/85	Minneapolis	L	71-64
12/20/84	Pine Bluff	W	56-46

NEWS AND NOTES »

• Arkansas has recorded eight victories over AP Top 25 teams during the Mike Anderson era, including at least one in five of his first six years. Last season, the Razorbacks went on the road and defeated No. 21 and eventual Final Four participant South Carolina.

• For just the second time since joining the SEC, Arkansas had three players with six-plus assists in the season opener against Samford.

• The last time Arkansas led by 20+ points at halftime in the first two games of the season was during the 1993-94 National Championship season.

• For the first time in the last 70 years, Arkansas opened the season with back-to-back wins of at least 28 points.

• The Razorbacks are the only high-major program in country with seven seniors on its roster. TCU and Minnesota both have six.

• Adrio Bailey swatted five shots against North Carolina in 18 minutes of play, becoming the first Razorback since Moses Kingsley (02/21/15 - Mississippi State) with 5+ blocks in fewer than 20 minutes of playing time.

• Against Fresno State (Nov. 17), Daniel Gafford became the first Razorback in 22 years to record 25+ points, 8+ rebounds and 3+ blocks coming off the bench (via @HogStats).

• Arkansas recorded 28 assists in the season opener, marking the third time in the 21st century and the second time in the Anderson era the Razorbacks had 28-plus assists in a game.

• During the last seven years, Arkansas is 41-3 when dishing out 20 assists, including a 29-1 mark in non-conference play. The Razorbacks are 2-0 this season when recording 20-plus dimes.

• Daryl Macon and Jaylen Barford are looking to become the sixth and seventh players in program history to score 1,000 points as a Razorback in just two seasons. They could follow in the footsteps of Martin Terry, Scotty Thurman, Todd Day, Dusty Hannahs and Bobby Portis.

Player	Games	Years	PPG	Points
Martin Terry	52	1972-73	26.3	1,368
Scotty Thurman	65	1993-94	16.6	1,079
Todd Day	67	1989-90	16.5	1,109
Dusty Hannahs	68	2016-17	15.4	1,047
Bobby Portis	70	2014-15	15.0	1,047
Jaylen Barford	44	2017-18	14.0	616
Daryl Macon	44	2017-18	13.6	600

MISCELLANEOUS STATISTICS »

Double-Figure Scoring Games

Player	13-14	14-15	15-16	16-17	17-18	Career
Beard	--	8	7	14	6	35
Barford	--	--	--	27	8	35
Macon	--	--	--	27	6	33
Thomas	1	3	--	4	--	8
Jones	--	--	--	2	5	7
Gafford	--	--	--	--	5	5
Bailey	--	--	--	1	1	2
Thompson	--	0	2	0	--	2

20-Point Scoring Games

Player	13-14	14-15	15-16	16-17	17-18	Career
Barford	--	--	--	5	3	8
Macon	--	--	--	3	2	5
Gafford	--	--	--	--	1	1

30-Point Scoring Games

Player	13-14	14-15	15-16	16-17	17-18	Career
Macon	--	--	--	1	--	1

3 + Three-Pointers in a Game

Player	13-14	14-15	15-16	16-17	17-18	Career
Macon	--	--	--	11	3	14
Beard	--	2	1	2	--	5
Barford	--	--	--	2	3	5
Jones	--	--	--	1	4	5
Thomas	0	1	--	0	--	1

5 + Three-Pointers in a Game

Player	13-14	14-15	15-16	16-17	17-18	Career
Macon	--	--	--	1	1	2

Double Figure Rebounding Games

Player	13-14	14-15	15-16	16-17	17-18	Career
Thompson	--	0	0	1	1	2

Double-Doubles

Player	13-14	14-15	15-16	16-17	17-18	Career
--	--	--	--	--	--	--

5 + Assist Games

Player	13-14	14-15	15-16	16-17	17-18	Career
Macon	--	--	--	5	2	7
Thompson	--	0	1	1	2	4
Barford	--	--	--	1	2	3
Beard	--	0	0	2	1	3

3 + Steals in a Game

Player	13-14	14-15	15-16	16-17	17-18	Career
Beard	--	4	1	2	--	7
Barford	--	--	--	6	--	6
Macon	--	--	--	2	--	2
Thomas	0	1	--	1	--	2
Thompson	--	0	0	1	--	1
Bailey	--	--	--	1	--	1

3 + Blocks in a Game

Player	13-14	14-15	15-16	16-17	17-18	Career
Thompson	--	0	2	1	--	3
Gafford	--	--	--	--	2	2
Jones	--	--	--	1	--	1
Cook	--	--	--	1	--	1
Bailey	--	--	--	--	1	1

WELCOME TO THE #DUNKPALACE

DUNKS BY PLAYER »

Daniel Gafford	18
Adrio Bailey	5
C.J. Jones	3
Darius Hall	2
Trey Thompson	2
Gabe Osabuohien	2
Jaylen Barford	1
Daryl Macon	1
7 Players	34

MOST DUNKS IN A GAME »

12	Samford (11/10/17)
7	Fresno State (11/17/17)
5	Colorado State (12/5/17)
4	UConn (11/26/17)
4	Bucknell (11/12/17)
2	Oklahoma (11/23/17)

MOST DUNKS IN A HALF »

8	2nd	Samford (11/10/17)
6	2nd	Fresno State (11/17/17)
4	1st	Samford (11/10/17)
3	2nd	Colorado State (12/5/17)
3	2nd	UConn (11/26/17)

RECORD BY DUNKS »

5+ Dunks	3-0
4+ Dunks	5-0
2+ Dunks	6-0
1 Dunk	0-0
Held Without a Dunk	0-2

MOST DUNKS IN THE SEC »

Alabama	50
Mississippi State	39
Arkansas	34
Texas A&M	34
Kentucky	30
Auburn	30
Missouri	27
Vanderbilt	19
Florida	19
LSU	15
Tennessee	15
Ole Miss	10
South Carolina	9
Georgia	9

**Daniel Gafford has more
Dunks than five SEC teams »**

34 DUNKS IN 8 GAMES



• Arkansas' 34 dunks are the most through eight games of the Mike Anderson era. The next fastest team to reach 34 dunks was the 2013-14 team, which needed 10 games.

• Arkansas' 12 dunks against Samford are the most throwdowns of the Mike Anderson era in a single game with the previous high of eight coming against Mississippi State on Jan. 23, 2013.

Dunks	Opponent	Year
12	Samford	2017-18
8	Mississippi State	2012-13
7	Fresno State	2017-18
7	Minnesota	2012-13
7	Alabama A&M	2012-13
7	Northwestern State	2015-16
7	Northwestern State	2014-15
7	Vanderbilt	2014-15

• Two of the three highest single-game dunk totals of the Mike Anderson era have come this season.

• It took 28 games last year for Arkansas to record 34 dunks.

"This might be the most
ATHLETIC
team I've ever had as a
head coach." - Mike Anderson

MIKE ANDERSON



CAREER NUMBERS

At Arkansas: 134-76 (7th Year)

2017-18 » 6-2
2016-17 » 26-10 (NCAA, Second Round)
2015-16 » 16-16
2014-15 » 27-9 (NCAA, Third Round)
2013-14 » 22-12 (NIT, Second Round)
2012-13 » 19-13
2011-12 » 18-14

At Missouri: 111-57 (5 Years)

2010-11 » 23-11 (NCAA Second Round)
2009-10 » 23-11 (NCAA Second Round)
2008-09 » 31-7 (NCAA Elite Eight)
2007-08 » 16-16
2006-07 » 18-12

At Alabama-Birmingham (UAB): 89-41 (4 Years)

2005-06 » 24-7 (NCAA First Round)
2004-05 » 22-11 (NCAA Second Round)
2003-04 » 22-10 (NCAA Sweet 16, C-USA Co-Champs)
2002-03 » 21-13 (NIT Quarterfinals)

Overall Record **334-174 (16th Year)**

IT'S A NUMBERS GAME

Postseason Tournaments

1 2 3 4 5 6 7 8 9 10

20-Win Seasons

1 2 3 4 5 6 7 8 9 10

NCAA Tournaments

1 2 3 4 5 6 7 8

30-Win Seasons

1

Losing Seasons

0

PERSONAL INFO

Born: Dec. 12, 1959
Hometown: Birmingham, Ala.
Alma Mater: Tulsa (1982)
Wife: Marcheita
Children: Darcheita, Michael Jr., Yvonne
Date Named Head Coach at Arkansas: March 23, 2011

HEAD COACH
7TH SEASON AT ARKANSAS
16TH SEASON OVERALL

Razorback Nation welcomed home one of its own on March 23, 2011, when Mike Anderson was named the 12th head men's basketball coach in Arkansas history. Charged with bringing back the winning tradition that was synonymous with the Razorback program throughout the '80s and '90s, Anderson enters his seventh season at Arkansas and 16th year as a head coach in 2017-18.

Anderson continued to bring Razorback basketball back to national relevance in 2016-17, leading Arkansas to a 26-10 record, a spot in the SEC Tournament Championship game and on the brink of knocking off the eventual National Champion North Carolina Tar Heels with the Sweet 16 on the line.

The Razorbacks posted the seventh-most wins in program history last season, as Anderson led his squad to 12 SEC victories for the fifth time in school history and captured six conference road victories, tying the 1994 championship team and the 2015 NCAA Tournament squad for the most in the SEC era. The Razorbacks ended the season 8-3 in their last 11 SEC road contests, the best stretch since the end of the 1993-94 and beginning of the 1994-95 seasons. Arkansas used its second-best free throw percentage in school history (.761) to post a 4-0 record in games decided by one possession and a perfect 24-0 mark when leading with two minutes left in the contest.

The outlook on Razorback basketball has never been brighter, as Anderson welcomes a top-25 recruiting class to Fayetteville for the upcoming season that features four of the top five players in the state of Arkansas. Three of the four players are listed as four-star prospects by ESPN as Anderson's staff continues to land the best talent in the state.

During the last four years, 17 current or former players have received their degree from the University of Arkansas, including five individuals during the 2016-17 season. Seniors Dusty Hannahs, Moses Kingsley and Manuele Watkins walked across the stage, while junior Trey Thompson participated in commencement and is scheduled to complete his degree in December and wear the coveted "SEC Graduate" patch on his uniform during the 2017-18 campaign. Former Razorback great and all-time assist leader Kareem Reid walked across the stage 18 years after his final game as a Hog, and former graduate transfer Willy Kouassi graduated in the summer of 2017 with his master's degree.

During his first six seasons at Arkansas, Anderson produced a 128-74 record and was the first head coach in program history to win 18 or more games in each of his first four years. Anderson has also re-established Bud Walton Arena as one of the toughest places to play and brought excitement back to the tradition-rich program. Since his return to Fayetteville, the Razorbacks are tied for the fourth-most home victories in the country with 95 and are one of four teams in the country with 95-plus wins and 15 or fewer losses at home over the last six seasons. The 2012-13 squad posted just the third unbeaten SEC home record (9-0) in program history and the first since 1998. The success on-and-off the court has translated into fan support as Arkansas returned to the top 25 in national attendance the first six years, including No. 12 in 2016-17.

CONSISTENCY

Head coach Mike Anderson is one of just four current Division I coaches with 15-plus years of head coaching experience and zero losing seasons. He is the only coach to accomplish the feat at three different programs.

Coach	Schools	Yrs
Roy Williams	Kansas/UNC	30th
Tom Izzo	Michigan State	23rd
Mark Few	Gonzaga	18th
Mike Anderson	UAB/Missouri/Arkansas	16th

BY THE NUMBERS »

4

» At least four Arkansas players have earned SEC Academic Honor Roll honors each of the last four years.

18

» Arkansas has had 18 current and former players graduate since May 2014, averaging 4.5 graduates per academic year.

21

» During the last four years, men's basketball has earned 21 SEC All-Academic honors, including seven in 2015-16.


PLAY HARD ACT RIGHT

• Senior Trey Thompson has already participated in commencement and is scheduled to complete his degree in December and wear the coveted "SEC Graduate" patch on his uniform during the remainder of the 2017-18 campaign.

• Arkansas had a team grade point average of 2.93 last year, while all four incoming freshman had over a 3.3 GPA during their summer term.

18

CURRENT OR FORMER PLAYERS HAVE GRADUATED IN THE LAST 4 YEARS



THE NATIONAL POLLS »

Associated Press Poll (Dec. 4)

RK	TEAM	RECORD	POINTS
1	Duke (65)	10-0	1,625
2	Kansas	7-0	1,525
3	Michigan State	7-1	1,500
4	Villanova	8-0	1,434
5	Florida	5-1	1,301
6	Wichita State	6-1	1,197
7	Texas A&M	7-0	1,192
8	Kentucky	7-1	1,174
9	Notre Dame	7-1	1,156
10	Miami	7-0	1,122
11	North Carolina	8-1	999
12	Gonzaga	7-1	856
13	Xavier	7-1	768
14	Minnesota	8-1	758
15	Virginia	8-0	728
16	Arizona State	7-0	609
17	Cincinnati	7-1	583
18	West Virginia	7-1	557
19	Seton Hall	7-1	405
20	TCU	8-0	311
21	Purdue	8-2	266
22	Nevada	8-0	199
23	Baylor	5-2	182
24	Tennessee	6-1	96
25	USC	4-2	90

Others receiving votes: Texas Tech 82, UCLA 75, Rhode Island 73, Creighton 53, Louisville 50, Texas 32, **Alabama 21**, SMU 15, **Mississippi State 11**, Kansas State 10, Arizona 10, **Georgia 9**, Washington State 9, **Oklahoma 7**, Providence 6, Florida State 6, Clemson 5, Valparaiso 5, Georgetown 4, **Oklahoma State 3**, UT Arlington 3, Western Kentucky 2, Towson 1

USA Today Coaches Poll (Dec. 4)

RK	TEAM	RECORD	POINTS
1	Duke (30)	10-0	798
2	Kansas (1)	7-0	756
3	Michigan State (1)	7-1	730
4	Villanova	8-0	710
5	Florida	5-1	629
6	Wichita State	6-1	565
7	Kentucky	7-1	560
8	Notre Dame	7-1	552
9	Texas A&M	7-0	537
10	North Carolina	8-1	516
11	Miami	7-0	483
12	Virginia	8-0	438
13	Gonzaga	7-1	435
14	Xavier	7-1	381
15	Minnesota	8-1	335
16	West Virginia	7-1	285
17	Cincinnati	7-1	251
17	Arizona State	7-0	251
19	Seton Hall	7-1	213
20	TCU	8-0	153
21	Purdue	8-2	143
22	Baylor	5-2	123
23	UCLA	7-1	80
24	Nevada	8-0	65
25	USC	4-2	62

Others receiving votes: Texas Tech 61, Louisville 40, Creighton 36, **Tennessee 24**, Arizona 23, **Oklahoma 19**, Virginia Tech 19, Rhode Island 18, Texas 18, UT Arlington 15, Florida State 13, Syracuse 13, Saint Mary's 10, Butler 8, Michigan 7, **Alabama 6**, **Georgia 4**, Kansas State 4, Vermont 3, Providence 2, **Missouri 2**, Boise State 1, San Diego State 1, SMU 1, Washington State 1

WEEK-BY-WEEK RANKINGS »

WEEK	AP	COACHES	NCAA RPI
Preseason	NR	RV	--
Nov. 13	RV	RV	--
Nov. 20	RV	RV	--
Nov. 27	RV	RV	--
Dec. 4	NR	NR	13
Dec. 11			
Dec. 18			
Dec. 25			
Jan. 1			
Jan. 8			
Jan. 15			
Jan. 22			
Jan. 29			
Feb. 5			
Feb. 12			
Feb. 19			
Feb. 26			
March 5			
March 12			
April 2 (Final)			

The Last time Arkansas was ranked in the AP...

Top 25:	No. 21	March 16, 2015
Top 15:	No. 15	Nov. 14, 2000
Top 10:	No. 6	1994-95 Final Poll
Top 5:	No. 5	March 7, 1995
No. 1:	No. 1	1994-95 Preseason Poll

» QUICK FACTS »

ABOUT ARKANSAS

Location.....	Fayetteville, Ark.
Enrollment	27,558
Founded.....	1871
Colors	Cardinal (PMS 201) and White
Nickname.....	Razorbacks
Conference.....	Southeastern (SEC)
Arena (Capacity).....	Bud Walton Arena (19,200)

ADMINISTRATION

System President.....	Dr. Donald R. Bobbitt
Chancellor.....	Dr. Joseph E. Steinmetz
Vice Chancellor and Athletic Director	Jeff Long
Faculty Representative	Gerald Jordan

COMMUNICATIONS

Associate Communications Director.....	David Beall
Email	jdb048@uark.edu
Office Phone.....	479-575-3114
Cell Phone.....	479-445-5336
Twitter	@Beall_sid
Secondary Contact	Brent Hull
Email	bwh003@uark.edu
Office Fax.....	479-575-7481
Athletic Website	ArkansasRazorbacks.com
Bud Walton Arena Press Row.....	479-575-6622
Arkansas Ticket Office.....	479-575-5151

HISTORY

First Year	1923-24
Seasons.....	95th
Overall Conference Championships . 24 (2 SEC, 22 SWC)	
SEC Overall Championships	2 (1992, 1994)
SEC Division Championships ..	4 (1992, 1993, 1994, 1995)
SEC Tournament Championships	1 (2000)
NCAA Tournament Appearances	31*
National Championships.....	1 (1994)
National Runner-Up.....	1 (1995)
NCAA Final Fours.....	6 (1941, 1945, 1978, 1990, 1994, 1995)
NCAA Elite Eight	6 (1978, 1979, 1990, 1994, 1995)
NCAA Sweet 16	10
NIT Record (App.)	5-4 (3)

* - Arkansas also received a bid in 1944 but was unable to participate due to a car accident. Total number of appearances is 31.

» THE LITTLE THINGS MATTER »

Player	Deflections	Charges	Steals	Dunks	Blocks
Adrio Bailey	51	3	4	5	13
Jaylen Barford	29	1	5	1	4
Anton Beard	35	2	9	0	0
Arlando Cook	3	0	1	0	0
Daniel Gafford	50	2	7	18	11
Khalil Garland	0	0	0	0	0
Darrious Hall	23	5	4	2	2
Jonathan Holmes	2	0	1	0	0
C.J. Jones	15	0	3	3	0
Daryl Macon	23	0	10	1	1
Gabe Osabuohien	14	4	1	2	0
Dustin Thomas	28	2	4	0	0
Trey Thompson	43	0	4	2	4
Totals	316	19	53	34	35

» HONORS AND AWARDS »

Daryl Macon

- Preseason coaches All-SEC second team
- SEC All-Tournament Team (2017)
- SEC Player of the Week (Feb. 20, 2017)
- MVP of the Lone Star Shootout (2017)

Jaylen Barford

- Preseason coaches All-SEC second team
- PK80 Victory Bracket All-Tournament team

Anton Beard

- SEC All-Freshman (2015)
- SEC Freshman of the Week (Feb. 23, 2015)

Trey Thompson

- SEC Winter Academic Honor Roll (2015-16)
- SEC First Year Academic Honor Roll (2014-15)

Dustin Thomas

- SEC First Year Academic Honor Roll (2015-16)

» PROHOGS BY THE NUMBERS »

#PR HOGS

37

» Arkansas has had 37 all-time NBA Draft selections from 35 different players in program history.

16

» The Razorbacks have 16 All-Star game appearances by Joe Johnson (7), Sidney Moncrief (5) and Alvin Robertson (4).

12

» Arkansas has 12 first round NBA Draft picks in program history with Sidney Moncrief going No. 5 overall in 1979.

#PROHOGS PRODUCTION »

Arkansas has had 29 former players go on to play in the NBA, including three this season as listed below.

Player	Team	Yrs	Draft Class
Joe Johnson	Jazz	17th	2001 - 10th (UTA)
Patrick Beverley	Rockets	6th	2009 - 42nd (LAC)
Bobby Portis	Bulls	3rd	2015 - 22nd (CHI)

» THE LAST TIME ARKANSAS »

POINTS »

- Scored 100+ : 11/26/17 - 102 vs. UConn
- Scored 100+ in an SEC game: 02/10/15 - 101 vs. Auburn
- Scored fewer than 50: 02/09/16 - 46 at Mississippi State

OVERTIME GAMES »

- Played in an OT game: 01/30/16 vs. Texas Tech, W, 75-68 (OT)
- Played in a 2OT game: 01/16/13 vs. Auburn, W, 88-80 (2 OT)
- Played in a 3OT game: 02/09/80 vs. Houston, L, 90-84 (3 OT)

VERSUS TOP-25 OPPONENTS »

- Beat an AP Top 25-ranked opponent: 02/15/17 at No. 21 South Carolina, W, 83-76
- Beat an AP Top 10 team: 01/27/16 vs. No. 5 Texas A&M, W, 74-71
- Beat an AP Top 5 team: 01/27/16 vs. No. 5 Texas A&M, W, 74-71

VERSUS TOP-25 OPPONENTS ON THE ROAD »

- Beat an AP Top 25 team on road: 02/15/17 at No. 21 South Carolina, W, 83-76
- Beat an AP Top 5 team on road: 02/09/94 at No. 4 Kentucky, W, 90-82

DOUBLE-DOUBLES »

- Two players in same game: vs. Auburn (02/17/16)
 - Moses Kingsley (20 pts, 10 rebs) and Jabril Durham (12 pts, 10 asts)

3-POINT SHOOTING »

- 10+ 3FGM in a game: 11/26/17 - 11 vs. UConn
- 15+ 3FGM in a game: 01/09/16 - 16 vs. Mississippi State

AT THE CHARITY STRIPE »

- Attempted 30+ FT in a game: 12/02/17 - 30 at Houston
- 20+ FTM in a game: 12/02/17 - 21 (of 30) at Houston
- 25+ FTM in a game: 11/26/17 - 25 (of 33) vs. UConn

ASSISTS »

- Had 20+ assists: 12/05/17 - 22 vs. Colorado State
- Had 25+ assists: 11/10/17 - 28 vs. Samford
- Had 2 players with 5+ assists: 11/10/17 vs. Samford (Macon - 8, Barford & Beard - 6)
- Had 3 players with 5+ assists: 11/10/17 vs. Samford (Macon - 8, Barford & Beard - 6)

» THE LAST TIME AN ARKANSAS PLAYER »

POINTS »

- Scored 30-39 points in a game: 02/18/17 - 30 by Daryl Macon vs. Ole Miss
- Scored 40-49 points in a game: 01/11/92 - 43 by Todd Day vs. LSU
- Scored 50+ points in a game: 11/13/09 - 51 by Rotnei Clarke vs. Alcorn State

DOUBLE-DOUBLES »

- Points/Rebounds: 03/11/17 - 12 pts and 13 rebs by Moses Kingsley vs. Vanderbilt
- Points/Assists: 02/17/16 - 12 pts and 10 asts by Jabril Durham vs. Auburn

REBOUNDS »

- Had 15+ rebounds in a game: 03/07/15 - 15 by Bobby Portis vs. LSU
- Had 20+ rebounds in a game: 11/21/97 - 23 by Nick Davis vs. Jackson State

THREE-POINT SHOOTING »

- 5+ 3FGM in a game: 11/23/17 - 6 (8 att) by Daryl Macon vs. Oklahoma

AT THE CHARITY STRIPE »

- 10+ FTA in a game: 11/17/17 - 10 by Daniel Gafford vs. Fresno State
- 10+ FTM in a game: 02/01/17 - 11 (12 att) by Moses Kingsley vs. Alabama

ASSISTS »

- 5+ assists in a game: 12/5/17 vs. Colorado State (Macon - 7)
- Consecutive 5+ assists games: 03/05/16 vs. South Carolina (11) and 03/10/16 (6) vs. Florida by Jabril Durham
- 10+ assists in a game: 03/05/16 - 11 by Jabril Durham vs. South Carolina
- Consecutive 10+ assists games: 01/16/10 vs. Alabama (10) and 01/21/10 vs. Florida (11) by Courtney Fortson

BLOCKS »

- Had 3+ blocks in a game: 11/24/17 - 5 by Adrio Bailey vs. North Carolina
- Had 5+ blocks in a game: 11/24/17 - 5 by Adrio Bailey vs. North Carolina

STEALS »

- Had 5+ steals in a game: 01/09/16 - 6 by Jabril Durham vs. Mississippi State
- Had consecutive 5+ steal games: 01/01/06 vs. Western Ill. (5) and 01/07/06 vs. Miss. St. (5) by Ronnie Brewer

» ARKANSAS GAME HIGHS »

POINTS	102	vs UCONN (11/26/17)
	101	BUCKNELL (11/12/17)
	95	SAMFORD (11/10/17)
FIELD GOALS MADE	38	BUCKNELL (11/12/17)
	36	SAMFORD (11/10/17)
FIELD GOAL ATTEMPTS	72	vs North Carolina (11/24/17)
	71	BUCKNELL (11/12/17)
FIELD GOAL PERCENTAGE	.600 (33-55)	vs UCONN (11/26/17)
	.571 (36-63)	SAMFORD (11/10/17)
3 PT FIELD GOALS MADE	11	vs UCONN (11/26/17)
3 PT FG ATTEMPTS	27	vs North Carolina (11/24/17)
	24	COLORADO STATE (12/05/17)
3 PT FG PERCENTAGE	.579 (11-19)	vs UCONN (11/26/17)
	.500 (9-18)	vs Oklahoma (11/23/17)
FREE THROWS MADE	27	vs Oklahoma (11/23/17)
	25	vs UCONN (11/26/17)
	25	FRESNO STATE (11/17/17)
FREE THROW ATTEMPTS	38	FRESNO STATE (11/17/17)
	33	vs UCONN (11/26/17)
	33	vs Oklahoma (11/23/17)
FREE THROW PERCENTAGE	.818 (27-33)	vs Oklahoma (11/23/17)
	.760 (19-25)	BUCKNELL (11/12/17)
REBOUNDS	42	vs UCONN (11/26/17)
	41	vs Oklahoma (11/23/17)
	41	BUCKNELL (11/12/17)
ASSISTS	28	SAMFORD (11/10/17)
	22	COLORADO STATE (12/05/17)
STEALS	10	BUCKNELL (11/12/17)
	8	vs North Carolina (11/24/17)
	8	vs Oklahoma (11/23/17)
BLOCKED SHOTS	9	vs North Carolina (11/24/17)
	6	FRESNO STATE (11/17/17)
	6	SAMFORD (11/10/17)
TURNOVERS	16	vs Oklahoma (11/23/17)
	14	vs UCONN (11/26/17)
FOULS	22	COLORADO STATE (12/05/17)

» ARKANSAS GAME LOWS »

POINTS	65	at Houston (12/02/17)
	68	vs North Carolina (11/24/17)
	83	FRESNO STATE (11/17/17)
FIELD GOALS MADE	19	at Houston (12/02/17)
	27	FRESNO STATE (11/17/17)
FIELD GOAL ATTEMPTS	27	vs North Carolina (11/24/17)
	55	vs UCONN (11/26/17)
	55	at Houston (12/02/17)
FIELD GOAL PERCENTAGE	.345 (19-55)	at Houston (12/02/17)
	.375 (27-72)	vs North Carolina (11/24/17)
3 PT FIELD GOALS MADE	4	FRESNO STATE (11/17/17)
	6	BUCKNELL (11/12/17)
	6	at Houston (12/02/17)
3 PT FG ATTEMPTS	14	FRESNO STATE (11/17/17)
	15	BUCKNELL (11/12/17)
3 PT FG PERCENTAGE	.286 (4-14)	FRESNO STATE (11/17/17)
	.316 (6-19)	at Houston (12/02/17)
FREE THROWS MADE	5	vs North Carolina (11/24/17)
	13	COLORADO STATE (12/05/17)
FREE THROW ATTEMPTS	8	vs North Carolina (11/24/17)
	18	COLORADO STATE (12/05/17)
FREE THROW PERCENTAGE	.625 (5-8)	vs North Carolina (11/24/17)
	.636 (14-22)	SAMFORD (11/10/17)
REBOUNDS	29	at Houston (12/02/17)
	30	vs North Carolina (11/24/17)
ASSISTS	7	at Houston (12/02/17)
	10	vs North Carolina (11/24/17)
STEALS	4	at Houston (12/02/17)
BLOCKED SHOTS	1	vs UCONN (11/26/17)
	1	at Houston (12/02/17)
TURNOVERS	5	COLORADO STATE (12/05/17)
	9	vs North Carolina (11/24/17)
FOULS	17	vs UCONN (11/26/17)

» ARKANSAS INDIVIDUAL GAME HIGHS »

Points	27	Daryl Macon vs Oklahoma (11/23/17)
	27	Jaylen Barford vs Bucknell (11/12/17)
	25	Daniel Gafford vs Fresno State (11/17/17)
	24	Jaylen Barford vs UCONN (11/26/17)
	21	Jaylen Barford vs North Carolina (11/24/17)
	21	Daryl Macon vs Bucknell (11/12/17)
Field Goals Made	10	Jaylen Barford vs Bucknell (11/12/17)
	9	Jaylen Barford vs UCONN (11/26/17)
	9	Jaylen Barford vs North Carolina (11/24/17)
	9	Daniel Gafford vs Fresno State (11/17/17)
Field Goal Att.	19	Jaylen Barford vs Oklahoma (11/23/17)
	17	Jaylen Barford vs North Carolina (11/24/17)
FG Pct (min 5 made)	.875 (7-8)	Adrio Bailey vs Samford (11/10/17)
	.818 (9-11)	Daniel Gafford vs Fresno State (11/17/17)
3-Point FG Made	6	Daryl Macon vs Oklahoma (11/23/17)
	4	Jaylen Barford vs UCONN (11/26/17)
	4	C.J. Jones vs North Carolina (11/24/17)
	4	Daryl Macon vs Samford (11/10/17)
3-Point FG Att.	10	C.J. Jones vs North Carolina (11/24/17)
	8	Daryl Macon vs Oklahoma (11/23/17)
3-Pt FG Pct (min 2 made)	.800 (4-5)	Jaylen Barford vs UCONN (11/26/17)
	.750 (6-8)	Daryl Macon vs Oklahoma (11/23/17)
Free Throws Made	7	Jaylen Barford at Houston (12/02/17)
	7	Daryl Macon vs Oklahoma (11/23/17)
	7	Daniel Gafford vs Fresno State (11/17/17)
Free Throw Att.	10	Daniel Gafford vs Fresno State (11/17/17)
	9	Jaylen Barford at Houston (12/02/17)
	9	Jaylen Barford vs Bucknell (11/12/17)
FT Pct (min 4 made)	1.000 (7-7)	Daryl Macon vs Oklahoma (11/23/17)
	1.000 (6-6)	C.J. Jones vs UCONN (11/26/17)
	1.000 (6-6)	Anton Beard vs Oklahoma (11/23/17)
	1.000 (5-5)	Daniel Gafford vs Bucknell (11/12/17)
	1.000 (5-5)	Anton Beard vs Bucknell (11/12/17)
	1.000 (4-4)	Anton Beard vs UCONN (11/26/17)
	1.000 (4-4)	Daryl Macon vs Fresno State (11/17/17)
Rebounds	11	Trey Thompson vs Bucknell (11/12/17)
	9	Dustin Thomas vs Oklahoma (11/23/17)
Assists	8	Daryl Macon vs Samford (11/10/17)
	7	Daryl Macon vs Colorado State (12/05/17)
Steals	2	Anton Beard vs Colorado State (12/05/17)
	2	Daryl Macon vs Colorado State (12/05/17)
	2	Jaylen Barford vs North Carolina (11/24/17)
	2	Daryl Macon vs Oklahoma (11/23/17)
	2	Daniel Gafford vs Oklahoma (11/23/17)
	2	Daniel Gafford vs Fresno State (11/17/17)
	2	Anton Beard vs Bucknell (11/12/17)
	2	Jaylen Barford vs Bucknell (11/12/17)
	2	Adrio Bailey vs Bucknell (11/12/17)
	2	Daryl Macon vs Samford (11/10/17)
Blocked Shots	5	Adrio Bailey vs North Carolina (11/24/17)
	3	Daniel Gafford vs Fresno State (11/17/17)
	3	Daniel Gafford vs Samford (11/10/17)
Turnovers	4	Trey Thompson vs Fresno State (11/17/17)
Fouls	5	Daniel Gafford vs UCONN (11/26/17)
	5	Daniel Gafford vs Bucknell (11/12/17)
	5	Daniel Gafford vs Samford (11/10/17)
Minutes	38	Anton Beard vs North Carolina (11/24/17)
	36	Jaylen Barford at Houston (12/02/17)
	35	Anton Beard vs Oklahoma (11/23/17)
	35	Jaylen Barford vs Fresno State (11/17/17)
	34	Daryl Macon vs Oklahoma (11/23/17)
	34	Jaylen Barford vs Oklahoma (11/23/17)
	34	Daryl Macon vs Fresno State (11/17/17)

STARTING LINEUPS »

Date	Opponent	G	G	G	F	F	Outcome
Nov. 10	Samford	Barford	Macon	Beard	Bailey	Thompson	W, 95-56
Nov. 12	Bucknell	Barford	Macon	Beard	Bailey	Thompson	W, 101-73
Nov. 17	Fresno State	Barford	Macon	Beard	Bailey	Thompson	W, 83-75
Nov. 23	vs. Oklahoma^	Barford	Macon	Beard	Bailey	Thompson	W, 92-83
Nov. 24	vs. North Carolina^	Barford	Macon	Beard	Bailey	Thompson	L, 87-68
Nov. 26	vs. UConn^	Barford	Macon	Beard	Bailey	Thompson	W, 102-67
Dec. 2	at Houston	Barford	Macon	Beard	Bailey	Thompson	L, 91-65
Dec. 5	Colorado State	Barford	Macon	Beard	Thomas	Thompson	W, 92-66
Dec. 9	Minnesota	--	--	--	--	--	--
Dec. 16	vs. Troy+	--	--	--	--	--	--
Dec. 19	Oral Roberts	--	--	--	--	--	--
Dec. 27	CSU Bakersfield	--	--	--	--	--	--
Dec. 30	Tennessee*	--	--	--	--	--	--
Jan. 2	at Mississippi State*	--	--	--	--	--	--
Jan. 6	at Auburn*	--	--	--	--	--	--
Jan. 10	LSU*	--	--	--	--	--	--
Jan. 13	Missouri*	--	--	--	--	--	--
Jan. 17	at Florida*	--	--	--	--	--	--
Jan. 20	Ole Miss*	--	--	--	--	--	--
Jan. 23	at Georgia*	--	--	--	--	--	--
Jan. 27	Oklahoma State	--	--	--	--	--	--
Jan. 30	at Texas A&M*	--	--	--	--	--	--
Feb. 3	at LSU*	--	--	--	--	--	--
Feb. 6	South Carolina*	--	--	--	--	--	--
Feb. 10	Vanderbilt*	--	--	--	--	--	--
Feb. 13	at Ole Miss*	--	--	--	--	--	--
Feb. 17	Texas A&M*	--	--	--	--	--	--
Feb. 20	Kentucky*	--	--	--	--	--	--
Feb. 24	at Alabama*	--	--	--	--	--	--
Feb. 27	Auburn*	--	--	--	--	--	--
March 3	at Missouri*	--	--	--	--	--	--

^ Phil Knight Invitational (Portland, Oregon)

+ at Verizon Arena (North Little Rock, Ark.)

* SEC Game

% Big12/SEC Challenge

LEADS & DEFICITS »

Date	Opponent	Largest Lead	Largest Deficit	Time Led	Time Trailed	Time Tied	Outcome
Nov. 10	Samford	44 (2nd - 12:09)	1 (1st - 16:52)	38:45	0:07	1:08	W, 95-56
Nov. 12	Bucknell	28 (2nd - 00:19)	3 (1st - 19:37)	37:56	1:41	0:23	W, 101-73
Nov. 17	Fresno State	19 (2nd - 10:32)	6 (1st - 17:50)	35:05	4:42	0:13	W, 83-75
Nov. 23	vs. Oklahoma^	10 (1st - 8:45)	2 (1st - 16:05)	36:29	0:58	2:33	W, 93-83
Nov. 24	vs. North Carolina^	6 (1st - 15:05)	19 (2nd - 0:24)	7:25	31:21	1:14	L, 87-68
Nov. 26	vs. UConn^	42 (2nd - 2:03)	None	39:49	None	0:11	W, 102-67
Dec. 2	at Houston	None	30 (2nd - 3:04)	None	38:34	1:26	L, 91-65
Dec. 5	Colorado State	29 (2nd - 5:43)	11 (1st - 16:10)	32:05	7:34	0:21	W, 92-66
Dec. 9	Minnesota	--	--	--	--	--	--
Dec. 16	vs. Troy+	--	--	--	--	--	--
Dec. 19	Oral Roberts	--	--	--	--	--	--
Dec. 27	CSU Bakersfield	--	--	--	--	--	--
Dec. 30	Tennessee*	--	--	--	--	--	--
Jan. 2	at Mississippi State*	--	--	--	--	--	--
Jan. 6	at Auburn*	--	--	--	--	--	--
Jan. 10	LSU*	--	--	--	--	--	--
Jan. 13	Missouri*	--	--	--	--	--	--
Jan. 17	at Florida*	--	--	--	--	--	--
Jan. 20	Ole Miss*	--	--	--	--	--	--
Jan. 23	at Georgia*	--	--	--	--	--	--
Jan. 27	Oklahoma State	--	--	--	--	--	--
Jan. 30	at Texas A&M*	--	--	--	--	--	--
Feb. 3	at LSU*	--	--	--	--	--	--
Feb. 6	South Carolina*	--	--	--	--	--	--
Feb. 10	Vanderbilt*	--	--	--	--	--	--
Feb. 13	at Ole Miss*	--	--	--	--	--	--
Feb. 17	Texas A&M*	--	--	--	--	--	--
Feb. 20	Kentucky*	--	--	--	--	--	--
Feb. 24	at Alabama*	--	--	--	--	--	--
Feb. 27	Auburn*	--	--	--	--	--	--
March 3	at Missouri*	--	--	--	--	--	--

^ Phil Knight Invitational (Portland, Oregon)

+ at Verizon Arena (North Little Rock, Ark.)

* SEC Game

% Big12/SEC Challenge

▶ GAME-BY-GAME LEADERS »

Date	Opponent	Points	Rebounds	Assists	Steals	Blocks
Nov. 10	Samford	Two Players (16)	Thompson (8)	Macon (8)	Macon (2)	Gafford (3)
Nov. 12	Bucknell	Barford (27)	Thompson (11)	Macon (4)	Three Players (2)	Two Players (2)
Nov. 17	Fresno State	Gafford (25)	Gafford (8)	Barford (5)	Gafford (2)	Gafford (3)
Nov. 23	vs. Oklahoma^	Macon (27)	Thomas (9)	Thompson (5)	Two Players (2)	Barford (2)
Nov. 24	vs. North Carolina^	Barford (21)	Gafford (6)	Beard (4)	Barford (2)	Bailey (5)
Nov. 26	vs. UConn^	Barford (24)	Hall (6)	Thompson (5)	Five Players (1)	Bailey (1)
Dec. 2	at Houston	Two Players (13)	Two Players (6)	Beard (3)	Four Players (1)	Thompson (1)
Dec. 5	Colorado State	Two Players (19)	Gafford (6)	Macon (7)	Two Players (2)	Gafford (2)
Dec. 9	Minnesota	--	--	--	--	--
Dec. 16	vs. Troy+	--	--	--	--	--
Dec. 19	Oral Roberts	--	--	--	--	--
Dec. 27	CSU Bakersfield	--	--	--	--	--
Dec. 30	Tennessee*	--	--	--	--	--
Jan. 2	at Mississippi State*	--	--	--	--	--
Jan. 6	at Auburn*	--	--	--	--	--
Jan. 10	LSU*	--	--	--	--	--
Jan. 13	Missouri*	--	--	--	--	--
Jan. 17	at Florida*	--	--	--	--	--
Jan. 20	Ole Miss*	--	--	--	--	--
Jan. 23	at Georgia*	--	--	--	--	--
Jan. 27	Oklahoma State	--	--	--	--	--
Jan. 30	at Texas A&M*	--	--	--	--	--
Feb. 3	at LSU*	--	--	--	--	--
Feb. 6	South Carolina*	--	--	--	--	--
Feb. 10	Vanderbilt*	--	--	--	--	--
Feb. 13	at Ole Miss*	--	--	--	--	--
Feb. 17	Texas A&M*	--	--	--	--	--
Feb. 20	Kentucky*	--	--	--	--	--
Feb. 24	at Alabama*	--	--	--	--	--
Feb. 27	Auburn*	--	--	--	--	--
March 3	at Missouri*	--	--	--	--	--

^ Phil Knight Invitational (Portland, Oregon)

+ at Verizon Arena (North Little Rock, Ark.)

* SEC Game

% Big12/SEC Challenge

Date	Opponent	Deflections	Charges	Steals	Dunks	Blocks
Nov. 10	Samford	43	2	7	12	6
Nov. 12	Bucknell	34	1	10	4	5
Nov. 17	Fresno State	42	4	5	7	6
Nov. 23	vs. Oklahoma^	37	3	8	2	4
Nov. 24	vs. North Carolina^	48	1	8	0	9
Nov. 26	vs. UConn^	43	2	5	4	1
Dec. 2	at Houston	27	4	4	0	1
Dec. 5	Colorado State	42	2	6	5	3
Dec. 9	Minnesota	--	--	--	--	--
Dec. 16	vs. Troy+	--	--	--	--	--
Dec. 19	Oral Roberts	--	--	--	--	--
Dec. 27	CSU Bakersfield	--	--	--	--	--
Dec. 30	Tennessee*	--	--	--	--	--
Jan. 2	at Mississippi State*	--	--	--	--	--
Jan. 6	at Auburn*	--	--	--	--	--
Jan. 10	LSU*	--	--	--	--	--
Jan. 13	Missouri*	--	--	--	--	--
Jan. 17	at Florida*	--	--	--	--	--
Jan. 20	Ole Miss*	--	--	--	--	--
Jan. 23	at Georgia*	--	--	--	--	--
Jan. 27	Oklahoma State	--	--	--	--	--
Jan. 30	at Texas A&M*	--	--	--	--	--
Feb. 3	at LSU*	--	--	--	--	--
Feb. 6	South Carolina*	--	--	--	--	--
Feb. 10	Vanderbilt*	--	--	--	--	--
Feb. 13	at Ole Miss*	--	--	--	--	--
Feb. 17	Texas A&M*	--	--	--	--	--
Feb. 20	Kentucky*	--	--	--	--	--
Feb. 24	at Alabama*	--	--	--	--	--
Feb. 27	Auburn*	--	--	--	--	--
March 3	at Missouri*	--	--	--	--	--
TOTALS		316	19	53	34	35

^ Phil Knight Invitational (Portland, Oregon)

+ at Verizon Arena (North Little Rock, Ark.)

* SEC Game

% Big12/SEC Challenge

MISCELLANEOUS TEAM STATS »

Date	Opponent	W/L	Points In Paint			Pts Off Turnovers			2nd Chance Pts			Fast Break Pts		
			Ark	Opp.	Diff.	Ark	Opp.	Diff.	Ark	Opp.	Diff.	Ark	Opp.	Diff.
Nov. 10	Samford	W	44	20	+24	35	14	+21	7	17	-10	19	9	+10
Nov. 12	Bucknell	W	54	28	+26	29	15	+14	25	8	+17	10	0	+10
Nov. 17	Fresno State	W	40	36	+4	20	11	+9	13	14	-1	12	9	+3
Nov. 23	vs. Oklahoma^	W	30	42	-12	20	13	+7	12	4	+8	6	12	-6
Nov. 24	vs. North Carolina^	L	28	38	-10	15	15	0	6	8	-2	2	8	-6
Nov. 26	vs. UConn^	W	38	28	+10	20	16	+4	9	7	+2	13	3	+10
Dec. 2	at Houston	L	18	29	-11	9	12	-3	8	9	-1	0	9	-9
Dec. 5	Colorado State	W	38	20	+18	27	6	+21	8	18	-10	16	7	+9
Dec. 9	Minnesota	--	--	--	--	--	--	--	--	--	--	--	--	--
Dec. 16	vs. Troy+	--	--	--	--	--	--	--	--	--	--	--	--	--
Dec. 19	Oral Roberts	--	--	--	--	--	--	--	--	--	--	--	--	--
Dec. 27	CSU Bakersfield	--	--	--	--	--	--	--	--	--	--	--	--	--
Dec. 30	Tennessee*	--	--	--	--	--	--	--	--	--	--	--	--	--
Jan. 2	at Mississippi State*	--	--	--	--	--	--	--	--	--	--	--	--	--
Jan. 6	at Auburn*	--	--	--	--	--	--	--	--	--	--	--	--	--
Jan. 10	LSU*	--	--	--	--	--	--	--	--	--	--	--	--	--
Jan. 13	Missouri*	--	--	--	--	--	--	--	--	--	--	--	--	--
Jan. 17	at Florida*	--	--	--	--	--	--	--	--	--	--	--	--	--
Jan. 20	Ole Miss*	--	--	--	--	--	--	--	--	--	--	--	--	--
Jan. 23	at Georgia*	--	--	--	--	--	--	--	--	--	--	--	--	--
Jan. 27	Oklahoma State	--	--	--	--	--	--	--	--	--	--	--	--	--
Jan. 30	at Texas A&M*	--	--	--	--	--	--	--	--	--	--	--	--	--
Feb. 3	at LSU*	--	--	--	--	--	--	--	--	--	--	--	--	--
Feb. 6	South Carolina*	--	--	--	--	--	--	--	--	--	--	--	--	--
Feb. 10	Vanderbilt*	--	--	--	--	--	--	--	--	--	--	--	--	--
Feb. 13	at Ole Miss*	--	--	--	--	--	--	--	--	--	--	--	--	--
Feb. 17	Texas A&M*	--	--	--	--	--	--	--	--	--	--	--	--	--
Feb. 20	Kentucky*	--	--	--	--	--	--	--	--	--	--	--	--	--
Feb. 24	at Alabama*	--	--	--	--	--	--	--	--	--	--	--	--	--
Feb. 27	Auburn*	--	--	--	--	--	--	--	--	--	--	--	--	--
March 3	at Missouri*	--	--	--	--	--	--	--	--	--	--	--	--	--
TOTALS		6-2	290	241	+49	175	102	+73	88	85	+3	78	57	+21

^ Phil Knight Invitational (Portland, Oregon)

+ at Verizon Arena (North Little Rock, Ark.)

* SEC Game

% Big12/SEC Challenge

JAYLEN BARFORD



#0 | Senior | Guard | 6-3 | 202 | Jackson, Tenn. | Motlow State CC

BARFORD'S NEWS & NOTES »

- Leads team in scoring at 19.6 points per game, going 55-of-111 from the floor.
- Tied for first in the nation with six games of at least 15 points, 2 rebounds, 2 assists and less than 3 turnovers.
- Named to PK80 Victory Bracket All-Tournament team, after leading the team with 21.3 points per game.
- Was the first Razorback in eight years to average 20 points per game through the first six games.
- Named to preseason coaches All-SEC second team.
- Scored a career and game-high 27 points against Bucknell.
- Tallied eight career 20-point games, seven coming away from Bud Walton Arena.
- Three of eight 20-point efforts are this season, including two performances in Portland vs. UNC and UConn.
- Hit at least 2 three-pointers in the seven of eight games, after having just seven similar efforts last year.
- Finished third on the team in scoring last season, averaging 12.8 points per game.
- Pulled down multiple rebounds in each of the final 28 games of the season.
- Finished second on the team with 72 assists and had 21 games with multiple dimes last season.

GAME-BY-GAME STATS »

#00 Jaylen Barford																					
Opponent	Date	gs	min	Total		3-Pointers		Free throws		Rebounds				pf	a	t/o	blk	stl	pts	avg	
				fg-fga	pct	3fg-fga	pct	ft-fa	pct	off	def	tot	avg								
SAMFORD	11/10/17	*	29	5-11	.455	2-5	.400	4-5	.800	0	4	4	4.0	3	6	2	1	1	16	16.0	
BUCKNELL	11/12/17	*	28	10-15	.667	2-3	.667	5-9	.556	2	3	5	4.5	1	2	1	0	2	27	21.5	
FRESNO STATE	11/17/17	*	35	5-13	.385	2-4	.500	6-8	.750	3	4	7	5.3	3	5	2	0	0	18	20.3	
vs Oklahoma	11/23/17	*	34	7-19	.368	3-7	.429	2-4	.500	0	2	2	4.5	2	2	2	2	0	19	20.0	
vs North Carolina	11/24/17	*	27	9-17	.529	2-6	.333	1-1	1.000	0	3	3	4.2	4	2	3	1	2	21	20.2	
vs UCONN	11/26/17	*	27	9-12	.750	4-5	.800	2-2	1.000	0	4	4	4.2	0	3	2	0	0	24	20.8	
at Houston	12/02/17	*	36	3-11	.273	0-3	.000	7-9	.778	2	1	3	4.0	2	2	3	0	0	13	19.7	
COLORADO STATE	12/05/17	*	25	7-13	.538	3-6	.500	2-4	.500	1	4	5	4.1	2	3	1	0	0	19	19.6	
Totals			8	241	55-111	.495	18-39	.462	29-42	.690	8	25	33	4.1	17	25	16	4	5	157	19.6

Games played: 8
Minutes/game: 30.1
Points/game: 19.6
FG Pct: 49.5
3FG Pct: 46.2
FT Pct: 69.0

Rebounds/game: 4.1
Assists/game: 3.1
Turnovers/game: 2.0
Assist/turnover ratio: 1.6
Steals/game: 0.6
Blocks/game: 0.5

PERSONAL BESTS »

POINTS

Season: 27 vs. Bucknell (11/12/17)
Career: 27 vs. Bucknell (11/12/17)

FIELD GOALS

Season: 10 vs. Bucknell (11/12/17)
Career: 10 vs. Bucknell (11/12/17)

FIELD GOALS ATTEMPTED

Season: 19 vs. Oklahoma (11/23/17)
Career: 19 vs. Oklahoma (11/23/17)

3-POINT FIELD GOALS

Season: 4 vs. UConn (11/26/17)
Career: 4 vs. UConn (11/26/17)

3-POINT FG ATTEMPTS

Season: 7 vs. Oklahoma (11/23/17)
Career: 7 vs. Oklahoma (11/23/17)

FREE THROWS MADE

Season: 7 at Houston (12/02/17)
Career: 7 (2x), last at Houston (12/02/17)

FREE THROWS ATTEMPTS

Season: 9 (2x), last at Houston (12/02/17)
Career: 9 (3x), last at Houston (12/02/17)

REBOUNDS

Season: 7 vs. Fresno State (11/17/17)
Career: 7 (2x), last vs. Fresno State (11/17/17)

ASSISTS

Season: 6 vs. Samford (11/10/17)
Career: 6 (2x), last vs. Samford (11/10/17)

STEALS

Season: 2 (2x), last vs. North Carolina (11/24/17)
Career: 4 (2x), last vs. Seton Hall (03/17/17)

BLOCKS

Season: 2 vs. Oklahoma (11/23/17)
Career: 2 (2x), last vs. Oklahoma (11/23/17)

MINUTES

Season: 36 at Houston (12/02/17)
Career: 36 at Houston (12/02/17)

CAREER STATISTICS AT ARKANSAS »

Season	gp-gs	min/avg	Total		3-Point		F-Throws		Rebounds				Scoring						
			fg-fga	pct	fg-fga	pct	ft-fa	pct	off	def	tot	avg	pf	fo	ast	to	blk	stl	pts
2016-17	36-30	914/25.4	174-397	.438	29-109	.266	82-109	.752	39	97	136	3.8	81	0	72	71	6	44	459
2017-18	8-8	241/30.1	55-111	.495	18-39	.462	29-42	.690	8	25	33	4.1	17	0	25	16	4	5	157
TOTAL	44-38	1155/26.3	229-508	.451	47-148	.318	111-151	.735	47	122	169	3.8	98	0	97	87	10	49	616

TREY THOMPSON



#1 | Senior | Forward | 6-9 | 265 | Madison, Ark. | Forrest City HS

THOMPSON'S NEWS & NOTES »

- Is second on the team with 87 games played as a Razorback.
- Tied his career high with 11 boards against Bucknell.
- One of four Razorbacks with 20 assists and the only forward.
- Tied for second on the team with 33 rebounds through eight games.
- Led the team with 12 assists in three games at PK80, with his first two 5-assist games this season.
- Averaged 2.4 points, 3.3 rebounds and 1.6 assists per contest last season.
- Finished second on the team with 29 blocks last year, including multiple swats in 12 games.
- Had the second-best assist-to-turnover ratio on the team at 2.5 with 56 assists and only 22 turnovers.
- Shot 61.8 percent (34-55) from the field, the best field goal percentage on the team.
- Scored a season-high eight points in victories over Missouri (Jan. 14) and Ole Miss (Feb. 18) last season.
- Is the tallest player in Arkansas history with more career assists (105) than made field goals (80), according to @HogStats.

GAME-BY-GAME STATS »

#01 Trey Thompson

Opponent	Date	gs	min	Total		3-Pointers		Free throws		Rebounds			pf	a	t/o	blk	stl	pts	avg	
				fg	fga	pct	3fg	3fga	pct	ft	ftr	pct								off
SAMFORD	11/10/17	*	25	4-4	1.000	0-0	.000	0-0	.000	1	7	8	8.0	2	3	0	1	8	8.0	
BUCKNELL	11/12/17	*	25	1-2	.500	0-0	.000	0-1	.000	4	7	11	9.5	3	2	2	1	0	2	5.0
FRESNO STATE	11/17/17	*	10	1-2	.500	0-0	.000	1-3	.333	1	0	1	6.7	4	0	4	0	3	4.3	
vs Oklahoma	11/23/17	*	15	1-2	.500	0-0	.000	0-0	.000	2	2	4	6.0	2	5	1	0	1	2	3.8
vs North Carolina	11/24/17	*	26	2-3	.667	0-0	.000	0-2	.000	1	1	2	5.2	2	2	0	1	4	3.8	
vs UCONN	11/26/17	*	19	0-1	.000	0-0	.000	1-2	.500	0	3	3	4.8	1	5	0	0	1	3.3	
at Houston	12/02/17	*	22	0-3	.000	0-0	.000	0-0	.000	0	2	2	4.4	4	0	3	1	1	0	2.9
COLORADO STATE	12/05/17	*	15	1-2	.500	0-0	.000	0-0	.000	1	1	2	4.1	2	3	0	1	0	2	2.8
Totals		8	157	10-19	.526	0-0	.000	2-8	.250	10	23	33	4.1	20	20	10	4	22	2.8	

Games played: 8
Minutes/game: 19.6
Points/game: 2.8
FG Pct: 52.6
FT Pct: 25.0

Rebounds/game: 4.1
Assists/game: 2.5
Turnovers/game: 1.3
Assist/turnover ratio: 2.0
Steals/game: 0.5
Blocks/game: 0.5

PERSONAL BESTS »

POINTS

Season: 8 vs. Samford (11/10/17)
Career: 13 vs. LSU (02/23/16)

FIELD GOALS

Season: 4 vs. Samford (11/10/17)
Career: 6 vs. LSU (02/23/16)

FIELD GOALS ATTEMPTED

Season: 4 vs. Samford (11/10/17)
Career: 7 vs. Tennessee Tech (12/12/15)

3-POINT FIELD GOALS

Season: --
Career: --

3-POINT FG ATTEMPTS

Season: --
Career: 1 at Tennessee (01/03/17)

FREE THROWS MADE

Season: 1 (2x), last vs. UConn (11/26/17)
Career: 4 (2x), last at No. 6 Kentucky (01/07/17)

FREE THROWS ATTEMPTS

Season: 3 vs. Fresno State (11/17/17)
Career: 5 at Texas A&M (01/02/16)

REBOUNDS

Season: 11 vs. Bucknell (11/12/17)
Career: 11 (2x), last vs. Bucknell (11/12/17)

ASSISTS

Season: 5 (2x), last vs. UConn (11/26/17)
Career: 6 vs. Texas A&M (02/22/17)

STEALS

Season: 1 (4x), last at Houston (12/02/17)
Career: 3 vs. Ole Miss (02/18/17)

BLOCKS

Season: 1 (4x), last vs. Colorado State (12/05/17)
Career: 4 vs. Texas Tech (01/30/16)

MINUTES

Season: 26 vs. North Carolina (11/24/17)
Career: 29 (2x), last vs. Auburn (02/25/17)

CAREER STATISTICS AT ARKANSAS »

			Total		3-Point		F-Throws		Rebounds											Scoring	
Season	gp-gs	min/avg	fg-fga	pct	fg-fga	pct	ft-fla	pct	off	def	tot	avg	pf	fo	ast	to	blk	stl	pts	avg	
2014-15	14-0	33/2.4	1-5	.200	0-0	.000	3-3	1.000	3	3	6	0.4	3	0	1	4	1	1	5	0.4	
2015-16	29-1	503/17.3	37-61	.607	0-0	.000	16-31	.516	28	96	124	4.3	88	6	36	33	27	13	90	3.1	
2016-17	36-0	503/14.0	34-55	.618	0-1	.000	19-29	.655	30	87	117	3.3	79	0	56	22	29	22	87	2.4	
2017-18	8-8	157/19.6	10-19	.526	0-0	.000	2-8	.250	10	23	33	4.1	20	0	20	10	4	4	22	2.8	
TOTAL	87-9	1196/13.7	82-140	.586	0-1	.000	40-71	.563	71	209	280	3.2	190	6	113	69	61	40	204	2.3	

ADRIO BAILEY



#2 | Sophomore | Forward | 6-6 | 204 | Campti, La. | Lakeview HS

BAILEY'S NEWS & NOTES »

- Tied his career high in blocks each of the first three games, then broke it against UNC, swatting five shots.
- His five blocks in 18 minutes was the first performance by Razorback with 5+ blocks in fewer than 20 minutes of playing time since Moses Kingsley against Mississippi State on Feb. 21, 2015 (via @HogStats).
- Started each of the first seven games, after making just two starts out of 27 games played as a freshman.
- Went 3-of-3 from the field in a win over Alabama (Feb. 1), finishing with 7 pts, 3 boards, 1 block and one steal.
- Represented Arkansas at the 2017 SEC Men's Basketball Leadership Council.
- Played a season-high 19 minutes in the second round game of the NCAA Tournament against No. 1 North Carolina (March 19), recording a season-high three steals and adding four points.

GAME-BY-GAME STATS »

#02 Adrio Bailey

Opponent	Date	gs	min	Total		3-Pointers		Free throws		Rebounds			pf	a	t/o	blk	stl	pts	avg	
				fg-fga	pct	3fg-fga	pct	ft-fta	pct	off	def	tot								avg
SAMFORD	11/10/17	*	25	7-8	.875	0-0	.000	1-1	1.000	2	4	6	6.0	0	1	3	2	15	15.0	
BUCKNELL	11/12/17	*	23	3-5	.600	0-0	.000	1-2	.500	2	2	4	5.0	4	2	2	2	7	11.0	
FRESNO STATE	11/17/17	*	28	1-2	.500	0-0	.000	3-4	.750	2	3	5	5.0	3	3	0	2	5	9.0	
vs Oklahoma	11/23/17	*	17	3-6	.500	0-0	.000	3-4	.750	3	4	7	5.5	1	1	0	1	9	9.0	
vs North Carolina	11/24/17	*	18	2-5	.400	0-0	.000	0-0	.000	1	3	4	5.2	1	0	0	5	4	8.0	
vs UCONN	11/26/17	*	24	4-7	.571	0-0	.000	0-1	.000	2	2	4	5.0	2	0	0	1	8	8.0	
at Houston	12/02/17	*	11	1-2	.500	0-0	.000	2-3	.667	0	1	1	4.4	3	0	1	0	4	7.4	
COLORADO STATE	12/05/17		9	0-0	.000	0-0	.000	0-0	.000	0	0	0	3.9	1	1	0	0	0	6.5	
Totals		7	155	21-35	.600	0-0	.000	10-15	.667	12	19	31	3.9	15	8	6	13	4	52	6.5

Games played: 8
Minutes/game: 19.4
Points/game: 6.5
FG Pct: 60.0
FT Pct: 66.7

Rebounds/game: 3.9
Assists/game: 1.0
Turnovers/game: 0.8
Assist/turnover ratio: 1.3
Steals/game: 0.5
Blocks/game: 1.6

PERSONAL BESTS »

POINTS

Season: 15 vs. Samford (11/10/17)

Career: 15 vs. Samford (11/10/17)

FIELD GOALS

Season: 7 vs. Samford (11/10/17)

Career: 7 (2x), last vs. Samford (11/10/17)

FIELD GOALS ATTEMPTED

Season: 8 vs. Samford (11/10/17)

Career: 8 (2x), last vs. Samford (11/10/17)

3-POINT FIELD GOALS

Season: --

Career: --

3-POINT FG ATTEMPTS

Season: --

Career: --

FREE THROWS MADE

Season: 3 (2x), last vs. Oklahoma (11/23/17)

Career: 3 (2x), last vs. Oklahoma (11/23/17)

FREE THROWS ATTEMPTS

Season: 4 vs. Oklahoma (11/23/17)

Career: 4 (3x), last vs. Oklahoma (11/23/17)

REBOUNDS

Season: 7 vs. Oklahoma (11/23/17)

Career: 7 (2x), last vs. Oklahoma (11/23/17)

ASSISTS

Season: 3 vs. Fresno State (11/17/17)

Career: 3 vs. Fresno State (11/17/17)

STEALS

Season: 2 vs. Bucknell (11/12/17)

Career: 3 vs. No. 1 North Carolina (03/19/17)

BLOCKS

Season: 5 vs. North Carolina (11/24/17)

Career: 5 vs. North Carolina (11/24/17)

MINUTES

Season: 28 vs. Fresno State (11/17/17)

Career: 28 vs. Fresno State (11/17/17)

CAREER STATISTICS AT ARKANSAS »

			Total		3-Point		F-Throws		Rebounds												Scoring	
Season	gp-gs	min/avg	fg-fga	pct	fg-fga	pct	ft-fa	pct	off	def	tot	avg	pf	fo	ast	to	blk	stl	pts	avg		
2016-17	27-2	200/7.4	22-39	.564	0-0	.000	6-19	.316	13	22	35	1.3	29	0	7	11	7	14	50	1.9		
2017-18	8-7	155/19.4	21-35	.600	0-0	.000	10-15	.667	12	19	31	3.9	15	0	8	6	13	4	52	6.5		
TOTAL	35-9	355/10.1	43-74	.581	0-0	.000	16-34	.471	25	41	66	1.9	44	0	15	17	20	18	102	2.9		

DARYL MACON



#4 | Senior | Guard | 6-3 | 185 | Little Rock, Ark. | Holmes CC

MACON'S NEWS & NOTES »

- Named to preseason coaches All-SEC second team.
- Second on the team in scoring, averaging 14.6 points per game, including two 20-point efforts.
- Had a streak of 24 straight free throws made, dating back to last season, before missing two against UConn.
- Pulled down three-plus boards 21 times, including eight of the last 14 games.
- Led the team with 13 three-plus assist games a year ago, has three this season.
- Is one of four Razorbacks in the SEC era to score 30 points in a game off the bench.
- Finished 2nd on the team in scoring last year, averaging 13.4 ppg and scoring in double figures 27 times.
- Averaged 15.2 points per game in the postseason, scoring 15-plus points in four of the five games.
- Recorded five games of five-plus assist, three more than any other player on the team.
- Named to the 2017 SEC All-Tournament Team after averaging 16.7 points per game.
- Earned SEC Player of the Week (Feb. 20), after scoring a season-high 30 points on 10-of-13 shooting off the bench, including 6-of-9 from behind the arc, in Arkansas' win over Ole Miss (Feb. 18).

GAME-BY-GAME STATS »

#04 Daryl Macon

Opponent	Date	gs	min	Total		3-Pointers		Free throws		Rebounds			pf	a	t/o	blk	stl	pts	avg		
				fg-fga	pct	3fg-fga	pct	ft-fta	pct	off	def	tot								avg	
SAMFORD	11/10/17	*	30	5-9	.556	4-7	.571	2-2	1.000	0	3	3	3.0	2	8	1	0	2	16	16.0	
BUCKNELL	11/12/17	*	29	8-15	.533	3-6	.500	2-2	1.000	1	1	2	2.5	2	4	3	0	1	21	18.5	
FRESNO STATE	11/17/17	*	34	3-10	.300	1-3	.333	4-4	1.000	1	1	2	2.3	1	1	3	1	1	11	16.0	
vs Oklahoma	11/23/17	*	34	7-13	.538	6-8	.750	7-7	1.000	0	5	5	3.0	2	1	3	0	2	27	18.8	
vs North Carolina	11/24/17	*	23	2-11	.182	1-5	.200	2-2	1.000	0	1	1	2.6	0	2	1	0	1	7	16.4	
vs UCONN	11/26/17	*	26	5-9	.556	2-4	.500	4-6	.667	0	3	3	2.7	1	2	1	0	1	16	16.3	
at Houston	12/02/17	*	29	3-10	.300	1-4	.250	3-5	.600	0	0	0	2.3	2	1	2	0	0	10	15.4	
COLORADO STATE	12/05/17	*	26	4-8	.500	0-4	.000	1-1	1.000	0	0	0	2.0	2	7	1	0	2	9	14.6	
Totals			8	231	.37-.85	.435	18-41	.439	25-29	.862	2	14	16	2.0	12	26	15	1	10	117	14.6

Games played: 8
Minutes/game: 28.9
Points/game: 14.6
FG Pct: 43.5
3FG Pct: 43.9
FT Pct: 86.2

Rebounds/game: 2.0
Assists/game: 3.3
Turnovers/game: 1.9
Assist/turnover ratio: 1.7
Steals/game: 1.3
Blocks/game: 0.1

PERSONAL BESTS »

POINTS

Season: 27 vs. Oklahoma (11/23/17)

Career: 30 vs. Ole Miss (02/18/17)

FIELD GOALS

Season: 8 vs. Bucknell (11/12/17)

Career: 10 vs. Ole Miss (02/18/17)

FIELD GOALS ATTEMPTED

Season: 15 vs. Bucknell (11/12/17)

Career: 15 vs. Bucknell (11/12/17)

3-POINT FIELD GOALS

Season: 6 vs. Oklahoma (11/23/17)

Career: 6 (2x), last vs. Oklahoma (11/23/17)

3-POINT FG ATTEMPTS

Season: 8 vs. Oklahoma (11/23/17)

Career: 8 (2x), last vs. Oklahoma (11/23/17)

FREE THROWS MADE

Season: 7 vs. Oklahoma (11/23/17)

Career: 14 vs. Texas (12/17/16)

FREE THROWS ATTEMPTS

Season: 7 vs. Oklahoma (11/23/17)

Career: 14 vs. Texas (12/17/16)

REBOUNDS

Season: 5 vs. Oklahoma (11/23/17)

Career: 7 (2x) last vs. LSU (01/21/17)

ASSISTS

Season: 8 vs. Samford (11/10/17)

Career: 8 vs. Samford (11/10/17)

STEALS

Season: 2 (3x), last vs. Colorado State (12/05/17)

Career: 4 vs. Fort Wayne (11/11/16)

BLOCKS

Season: 1 vs. Fresno State (11/17/17)

Career: 1 (3x), last vs. Fresno State (11/17/17)

MINUTES

Season: 34 (2x), last vs. Oklahoma (11/23/17)

Career: 34 (2x), last vs. Oklahoma (11/23/17)

CAREER STATISTICS AT ARKANSAS »

			Total		3-Point		F-Throws		Rebounds											Scoring	
Season	gp-gs	min/avg	fg-fga	pct	fg-fga	pct	ft-fa	pct	off	def	tot	avg	pf	fo	ast	to	blk	stl	pts	avg	
2016-17	36-21	908/25.2	141-311	.453	65-168	.387	136-157	.866	19	76	95	2.6	65	1	80	65	2	41	483	13.4	
2017-18	8-8	231/28.9	37-85	.435	18-41	.439	25-29	.862	2	14	16	2.0	12	0	26	15	1	10	117	14.6	
TOTAL	44-29	1139/25.9	178-396	.449	83-209	.397	161-186	.866	21	90	111	2.5	77	1	106	80	3	51	600	13.6	

ARLANDO COOK

#5 | Senior | Forward | 6-8 | 206 | St. Louis, Mo. | Connors State College



COOK'S NEWS & NOTES »

- In his first game back this season against Colorado State, tallied four rebounds and tied his career high with two assists in 15 minutes of action.
- Had eight points in the first half at Auburn last season, going 3-for-3 from the floor and 2-for-2 from the charity stripe.
- Had a season-high seven rebounds at Texas A&M in Arkansas' comeback win over the Aggies last year.
- Had a rebound in 30 games and scored in 24 of 36 games last season.
- Had a career-high three blocks and six rebounds against Sam Houston State in 15 minutes of action a year ago.
- Went 4-for-4 from the charity stripe in the final two minutes against Texas.

GAME-BY-GAME STATS »

#05 Arlando Cook

Opponent	Date	gs	min	Total		3-Pointers		Free throws		Rebounds				pf	a	t/o	blk	stl	pts	avg
				fg-fga	pct	3fg-fga	pct	ft-fa	pct	off	def	tot	avg							
SAMFORD	11/10/17		dnp	-	-	-	-	-	-	-	-	-	-	-	-	-	-	-	-	
BUCKNELL	11/12/17		dnp	-	-	-	-	-	-	-	-	-	-	-	-	-	-	-	-	
FRESNO STATE	11/17/17		dnp	-	-	-	-	-	-	-	-	-	-	-	-	-	-	-	-	
vs Oklahoma	11/23/17		dnp	-	-	-	-	-	-	-	-	-	-	-	-	-	-	-	-	
vs North Carolina	11/24/17		dnp	-	-	-	-	-	-	-	-	-	-	-	-	-	-	-	-	
vs UCONN	11/26/17		dnp	-	-	-	-	-	-	-	-	-	-	-	-	-	-	-	-	
at Houston	12/02/17		dnp	-	-	-	-	-	-	-	-	-	-	-	-	-	-	-	-	
COLORADO STATE	12/05/17		15	0-3	.000	0-0	.000	0-0	.000	1	3	4	4.0	1	2	0	0	1	0	0.0
Totals		0	15	0-3	.000	0-0	.000	0-0	.000	1	3	4	4.0	1	2	0	0	1	0	0.0

Games played: 1
Minutes/game: 15.0
FG Pct: 0.0

Rebounds/game: 4.0
Assists/game: 2.0
Assist/turnover ratio: 99.9
Steals/game: 1.0

PERSONAL BESTS »

POINTS

Season: --
Career: 9 vs. Southern Illinois (11/14/16)

FIELD GOALS

Season: --
Career: 4 vs. Southern Illinois (11/14/16)

FIELD GOALS ATTEMPTED

Season: 3 vs. Colorado State (12/05/17)
Career: 8 vs. Southern Illinois (11/14/16)

3-POINT FIELD GOALS

Season: --
Career: --

3-POINT FG ATTEMPTS

Season: --
Career: --

FREE THROWS MADE

Season: --
Career: 4 (3x), last vs. LSU (01/21/17)

FREE THROWS ATTEMPTS

Season: --
Career: --

REBOUNDS

Season: 4 vs. Colorado State (12/05/17)
Career: 7 at Texas A&M (01/17/17)

ASSISTS

Season: 2 vs. Colorado State (12/05/17)
Career: 2 (4x), last vs. Colorado State (12/05/17)

STEALS

Season: 1 vs. Colorado State (12/05/17)
Career: 2 (2x), last at Texas A&M (01/17/17)

BLOCKS

Season: --
Career: 3 vs. Sam Houston State (12/22/16)

MINUTES

Season: 15 vs. Colorado State (12/05/17)
Career: 21 (2x), last at Texas A&M (01/17/17)

CAREER STATISTICS AT ARKANSAS »

Season	gp-gs		min/avg		Total fg-fga		3-Point fg-fga		F-Throws ft-fa		Rebounds				Scoring					
	gp	gs	min	avg	fg	pct	fg	pct	ft	pct	off	def	tot	avg	pf	fo	ast	to	blk	stl
2016-17	36	7	406	11.3	39	.438	0	.000	24	.649	29	54	83	2.3	63	1	12	23	14	10
2017-18	1	0	15	15.0	0	.000	0	.000	0	.000	1	3	4	4.0	1	0	2	0	0	1
TOTAL	37	7	421	11.4	39	.424	0	.000	24	.649	30	57	87	2.4	64	1	14	23	14	11

DANIEL GAFFORD



#10 | Freshman | Forward | 6-11 | 234 | El Dorado, Ark. | El Dorado HS

GAFFORD'S NEWS & NOTES »

- Third in scoring on the team at 12.0 points per game, after a 25-point effort against Fresno State.
- Leads team with 18 dunks, including six against Fresno State.
- Went 5-5 from the field in the second half against Fresno State with five dunks.
- Scored 10 points and added four rebounds and three blocks in his collegiate debut.
- Two-time All-State, All-Conference and All-County selection at El Dorado High School.
- Was named second team All-Arkansas Democrat-Gazette in 2016, as a junior.
- Led the Wildcats to a 28-5 record and a trip to the 6A State Title game as a senior.
- Ranked the top player in Arkansas and the No. 11 power forward in the 2017 class by 247Sports.com.
- Rated as a four-star player by ESPN, 247Sports.com, Rivals.com, Scout.com, and Future150.com.
- Consensus top-50 player, rated as high as No. 33 in the 2017 class by Rivals.com.
- Averaged 17.4 points, 16 rebounds, 7.7 blocks, 2.5 steals and 1.4 assists per game as a senior.
- Tallied 11 triple-doubles and 18 double-doubles in his final year at El Dorado.
- Scored in double figures in 31 of 33 games, including nine 20-point games and 2 games of 30 points or more.
- Had 10-plus blocks in 11 games and pulled down 10-plus rebounds in 31 games, including seven games of 20 or more boards and one 30-rebound performance.

GAME-BY-GAME STATS »

#10 Daniel Gafford

Opponent	Date	gs	min	Total		3-Pointers		Free throws		Rebounds				pf	a	tlo	blk	stl	pts	avg
				fg-fga	pct	3fg-fga	pct	ft-fa	pct	off	def	tot	avg							
SAMFORD	11/10/17	17	4-6	.667	0-0	.000	2-5	.400	2	2	4	4.0	5	2	0	3	0	10	10.0	
BUCKNELL	11/12/17	16	5-7	.714	0-0	.000	5-5	1.000	2	1	3	3.5	5	0	0	0	0	15	12.5	
FRESNO STATE	11/17/17	30	9-11	.818	0-0	.000	7-10	.700	0	8	8	5.0	3	1	1	3	2	25	16.7	
vs Oklahoma	11/23/17	25	4-6	.667	0-0	.000	5-6	.833	0	8	8	5.8	4	2	3	1	2	13	15.8	
vs North Carolina	11/24/17	15	2-4	.500	0-0	.000	1-2	.500	2	4	6	5.8	4	0	0	2	1	5	13.6	
vs UCONN	11/26/17	14	3-4	.750	0-0	.000	3-6	.500	1	4	5	5.7	5	0	3	0	0	9	12.8	
at Houston	12/02/17	18	1-4	.250	0-0	.000	3-4	.750	3	3	6	5.7	2	1	1	0	1	5	11.7	
COLORADO STATE	12/05/17	16	5-9	.556	0-0	.000	4-7	.571	2	4	6	5.8	2	0	0	2	1	14	12.0	
Totals		0	151	33-51	.647	0-0	.000	30-45	.667	12	34	46	5.8	30	6	8	11	7	96	12.0

Games played: 8
Minutes/game: 18.9
Points/game: 12.0
FG Pct: 64.7
FT Pct: 66.7

Rebounds/game: 5.8
Assists/game: 0.8
Turnovers/game: 1.0
Assist/turnover ratio: 0.8
Steals/game: 0.9
Blocks/game: 1.4

PERSONAL BESTS »

POINTS

Season: 25 vs. Fresno State (11/17/17)

Career: 25 vs. Fresno State (11/17/17)

FIELD GOALS

Season: 9 vs. Fresno State (11/17/17)

Career: 9 vs. Fresno State (11/17/17)

FIELD GOALS ATTEMPTED

Season: 11 vs. Fresno State (11/17/17)

Career: 11 vs. Fresno State (11/17/17)

3-POINT FIELD GOALS

Season: --

Career: --

3-POINT FG ATTEMPTS

Season: --

Career: --

FREE THROWS MADE

Season: 7 vs. Fresno State (11/17/17)

Career: 7 vs. Fresno State (11/17/17)

FREE THROWS ATTEMPTS

Season: 10 vs. Fresno State (11/17/17)

Career: 10 vs. Fresno State (11/17/17)

REBOUNDS

Season: 8 (2x), last vs. Oklahoma (11/23/17)

Career: 8 (2x), last vs. Oklahoma (11/23/17)

ASSISTS

Season: 2 (2x), last vs. Oklahoma (11/23/17)

Career: 2 (2x), last vs. Oklahoma (11/23/17)

STEALS

Season: 2 (2x), last vs. Oklahoma (11/23/17)

Career: 2 (2x), last vs. Oklahoma (11/23/17)

BLOCKS

Season: 3 (2x), last vs. Fresno State (11/17/17)

Career: 3 (2x), last vs. Fresno State (11/17/17)

MINUTES

Season: 30 vs. Fresno State (11/17/17)

Career: 30 vs. Fresno State (11/17/17)

CAREER STATISTICS AT ARKANSAS »

			Total		3-Point		F-Throws		Rebounds											Scoring	
Season	gp-gs	min/avg	fg-fga	pct	fg-fga	pct	ft-fa	pct	off	def	tot	avg	pf	fo	ast	to	blk	stl	pts	avg	
2017-18	8-0	151/18.9	33-51	.647	0-0	.000	30-45	.667	12	34	46	5.8	30	3	6	8	11	7	96	12.0	
TOTAL	8-0	151/18.9	33-51	.647	0-0	.000	30-45	.667	12	34	46	5.8	30	3	6	8	11	7	96	12.0	

DUSTIN THOMAS



#13 | Senior | Forward | 6-8 | 225 | Texarkana, Texas | Colorado

THOMAS' NEWS & NOTES »

- In his first game this season, Thomas brought down a team-high nine rebounds to tie his career high.
- Has 3+ rebounds in 16 of the last 22 games, dating back to last season.
- Second on the team in rebounding at 5.0 boards per game.
- Played in all 36 games as a junior, recording 27 starts, including each of the final 10 contests.
- Tallied four double-figure scoring games last year.
- Scoring nine points off the bench at LSU on Feb. 11 and pulled down a career and team-high nine rebounds to go along with three steals.
- Averaged 4.0 points and 2.5 rebounds per game over two years at Colorado.
- Scored a career-high 17 points and three steals against Southern California his sophomore year.

GAME-BY-GAME STATS »

#13 Dustin Thomas

Opponent	Date	gs	min	Total fg-fga	pct	3-Pointers 3fg-fga	pct	Free throws ft-fa	pct	Rebounds off def tot	avg	pf	a	t/o	blk	stl	pts	avg
SAMFORD	11/10/17	dnp		-	-	-	-	-	-	-	-	-	-	-	-	-	-	-
BUCKNELL	11/12/17	dnp		-	-	-	-	-	-	-	-	-	-	-	-	-	-	-
FRESNO STATE	11/17/17	dnp		-	-	-	-	-	-	-	-	-	-	-	-	-	-	-
vs Oklahoma	11/23/17	23		1-2	.500	0-0	.000	3-4	.750	3	6	9	9.0	4	0	3	0	5 5.0
vs North Carolina	11/24/17	22		1-4	.250	0-0	.000	0-0	.000	2	2	4	6.5	3	0	2	0	2 3.5
vs UCONN	11/26/17	15		1-2	.500	0-0	.000	5-6	.833	1	3	4	5.7	2	0	2	0	1 7 4.7
at Houston	12/02/17	28		3-6	.500	0-1	.000	3-4	.750	2	4	6	5.8	2	0	0	0	1 9 5.8
COLORADO STATE	12/05/17	*	16	2-4	.500	0-0	.000	2-2	1.000	0	2	2	5.0	2	2	0	0	6 5.8
Totals		1	104	8-18	.444	0-1	.000	13-16	.813	8	17	25	5.0	13	2	7	0	29 5.8

Games played: 5
Minutes/game: 20.8
Points/game: 5.8
FG Pct: 44.4
3FG Pct: 0.0
FT Pct: 81.3

Rebounds/game: 5.0
Assists/game: 0.4
Turnovers/game: 1.4
Assist/turnover ratio: 0.3
Steals/game: 0.8

PERSONAL BESTS »

POINTS

Season: 9 at Houston (12/02/17)

Career: 17 vs. USC (01/04/15)^

FIELD GOALS

Season: 3 at Houston (12/02/17)

Career: 6 (2x) last vs. Seton Hall (03/17/17)

FIELD GOALS ATTEMPTED

Season: 6 at Houston (12/02/17)

Career: 9 vs. Seton Hall (03/17/17)

3-POINT FIELD GOALS

Season: --

Career: 3 vs. USC (01/04/15)^

3-POINT FG ATTEMPTS

Season: 1 at Houston (12/02/17)

Career: 3 (3x) last vs. USC (01/04/15)^

FREE THROWS MADE

Season: 5 vs. UConn (11/26/17)

Career: 6 vs. UT Arlington (11/18/16)

FREE THROWS ATTEMPTS

Season: 6 vs. UConn (11/26/17)

Career: 8 (3x) last vs. Mississippi State (01/10/17)

REBOUNDS

Season: 9 vs. Oklahoma (11/23/17)

Career: 9 (2x), last vs. Oklahoma (11/23/17)

ASSISTS

Season: 2 vs. Colorado State (12/05/17)

Career: 4 (2x) last vs. Southern Illinois (11/14/16)

STEALS

Season: 1 (4x), last at Houston (12/02/17)

Career: 3 (2x) last at LSU (02/11/17)

BLOCKS

Season: --

Career: 2 (2x) last vs. California (02/12/15)^

MINUTES

Season: 28 at Houston (12/02/17)

Career: 31 vs. Seton Hall (03/17/17)

^ - at Colorado

CAREER STATISTICS AT ARKANSAS »

			Total		3-Point		F-Throws		Rebounds											Scoring	
Season	gp-gs	min/avg	fg-fga	pct	fg-fga	pct	ft-fa	pct	off	def	tot	avg	pf	fo	ast	to	blk	stl	pts	avg	
2016-17	36-27	648/18.0	72-148	.486	1-5	.200	46-70	.657	45	91	136	3.8	104	4	38	36	10	23	191	5.3	
2017-18	5-1	104/20.8	8-18	.444	0-1	.000	13-16	.813	8	17	25	5.0	13	0	2	7	0	4	29	5.8	
TOTAL	41-28	752/18.3	80-166	.482	1-6	.167	59-86	.686	53	108	161	3.9	117	4	40	43	10	27	220	5.4	

DARIOUSHALL



#20 | Freshman | Forward | 6-6 | 210 | Little Rock, Ark. | Mills Univ. Studies HS

HALL'S NEWS & NOTES »

- Had a season 8 points against Colorado State, including two made three-pointers and three rebounds.
- Leads the team with five charges taken.
- Three-time All-State and All-Conference selection at Mills University Studies High School.
- 2017 5A State Tournament MVP, after leading the Comets to a state championship.
- Led the Comets to a 31-2 record, averaging 14.8 pts, 8.0 rbd, 2.0 assists and 1.8 steals per game as a senior.
- Tallied 26 double-figure scoring games, including 10 double-doubles.
- Ranked the No. 4 player in the state and the No. 50 power forward in the 2017 class by 247Sports.com.
- Earned a four-star rating by ESPN, and three starts from Rivals.com, 247Sports, Scout and Future150.com.
- Participated in the Adidas Uprising Gauntlet, averaging 15.3 pts, 7.0 rbd, 2.2 steals and 1.0 assists in 11 games.
- Played in the Nike EYBL Peach Jam for Team Penny, averaging 12.6 points per game in the summer of 2015.

GAME-BY-GAME STATS »

#20 Darius Hall

Opponent	Date	gs	min	Total		3-Pointers		Free throws		Rebounds				pf	a	t/o	blk	stl	pts	avg
				fg-fga	pct	3fg-fga	pct	ft-fga	pct	off	def	tot	avg							
SAMFORD	11/10/17	12	14	250	0-1	.000	1-2	.500	1	2	3	3.0	4	0	2	0	1	3	3.0	
BUCKNELL	11/12/17	17	3-5	.600	0-0	.000	0-0	.000	1	3	4	3.5	3	0	3	2	1	6	4.5	
FRESNO STATE	11/17/17	14	0-2	.000	0-1	.000	0-1	.000	0	3	3	3.3	2	1	1	0	1	0	3.0	
vs Oklahoma	11/23/17	7	0-1	.000	0-0	.000	1-2	.500	0	1	1	2.8	1	0	0	0	1	1	2.5	
vs North Carolina	11/24/17	5	1-2	.500	0-0	.000	1-1	1.000	1	0	1	2.4	1	0	0	0	0	3	2.6	
vs UCONN	11/26/17	14	3-3	1.000	1-1	1.000	0-0	.000	0	6	6	3.0	3	0	2	0	0	7	3.3	
at Houston	12/02/17	3	0-0	.000	0-0	.000	0-0	.000	0	1	1	2.7	0	0	1	0	0	0	2.9	
COLORADO STATE	12/05/17	18	3-7	.429	2-4	.500	0-0	.000	0	3	3	2.8	1	0	2	0	0	8	3.5	
Totals		0	90	11-24	.458	3-7	.429	3-6	.500	3	19	22	2.8	15	1	11	2	4	28	3.5

Games played: 8
Minutes/game: 11.3
Points/game: 3.5
FG Pct: 45.8
3FG Pct: 42.9
FT Pct: 50.0

Rebounds/game: 2.8
Assists/game: 0.1
Turnovers/game: 1.4
Assist/turnover ratio: 0.1
Steals/game: 0.5
Blocks/game: 0.3

PERSONAL BESTS »

POINTS

Season: 8 vs. Colorado State (12/05/17)

Career: 8 vs. Colorado State (12/05/17)

FIELD GOALS

Season: 3 (3x), last vs. Colorado State (12/05/17)

Career: 3 (3x), last vs. Colorado State (12/05/17)

FIELD GOALS ATTEMPTED

Season: 7 vs. Colorado State (12/05/17)

Career: 7 vs. Colorado State (12/05/17)

3-POINT FIELD GOALS

Season: 2 vs. Colorado State (12/05/17)

Career: 2 vs. Colorado State (12/05/17)

3-POINT FG ATTEMPTS

Season: 4 vs. Colorado State (12/05/17)

Career: 4 vs. Colorado State (12/05/17)

FREE THROWS MADE

Season: 1 (3x), last vs. North Carolina (11/24/17)

Career: 1 (3x), last vs. North Carolina (11/24/17)

FREE THROWS ATTEMPTS

Season: 2 (2x), last vs. Oklahoma (11/23/17)

Career: 2 (2x), last vs. Oklahoma (11/23/17)

REBOUNDS

Season: 6 vs. UConn (11/26/17)

Career: 6 vs. UConn (11/26/17)

ASSISTS

Season: 1 vs. Fresno State (11/17/17)

Career: 1 vs. Fresno State (11/17/17)

STEALS

Season: 1 (3x), last vs. Fresno State (11/17/17)

Career: 1 (3x), last vs. Fresno State (11/17/17)

BLOCKS

Season: 2 vs. Bucknell (11/12/17)

Career: 2 vs. Bucknell (11/12/17)

MINUTES

Season: 18 vs. Colorado State (12/05/17)

Career: 18 vs. Colorado State (12/05/17)

CAREER STATISTICS AT ARKANSAS »

			Total		3-Point		F-Throws		Rebounds											Scoring	
Season	gp-gs	min/avg	fg-fga	pct	fg-fga	pct	ft-fga	pct	off	def	tot	avg	pf	fo	ast	to	blk	stl	pts	avg	
2017-18	8-0	90/11.3	11-24	.458	3-7	.429	3-6	.500	3	19	22	2.8	15	0	1	11	2	4	28	3.5	
TOTAL	8-0	90/11.3	11-24	.458	3-7	.429	3-6	.500	3	19	22	2.8	15	0	1	11	2	4	28	3.5	

GABE OSABUOHEN



#22 | Freshman | Forward | 6-8 | 219 | Toronto, Canada | Southwest Christian Aca.

OSABUOHEN'S NEWS & NOTES »

- Pronounced oh-sah-BOY-en.
- Took two charges in the season-opener, four total this season, to rank second on the team.
- Ranked the No. 5 player in the state of Arkansas & the No. 63 small forward in the country by 247Sports.com.
- Averaged 11 pts, seven rebounds and four assists as a senior for Little Rock's Southwest Christian Academy.
- Helped lead high school team to a 31-2 record and appearance at the NACA National Championships.
- Averaged 12 points and eight rebounds as a junior and played AAU with Grassroots Canada, before joining Team Loaded North Carolina on the Adidas Circuit the last two seasons.

GAME-BY-GAME STATS »

#22 Gabe Osabuoien

Opponent	Date	gs	min	Total		3-Pointers		Free throws		Rebounds				pf	a	t/o	blk	stl	pts	avg
				fg-fga	pct	3fg-fga	pct	ft-fga	pct	off	def	tot	avg							
SAMFORD	11/10/17	10		1-2	.500	0-0	.000	0-2	.000	0	0	0	0.0	1	0	1	0	0	2	2.0
BUCKNELL	11/12/17	11		1-4	.250	0-1	.000	0-0	.000	1	1	2	1.0	1	0	0	0	0	2	2.0
FRESNO STATE	11/17/17	5		0-1	.000	0-1	.000	0-2	.000	1	0	1	1.0	2	0	0	0	0	0	1.3
vs Oklahoma	11/23/17	dnp		-	-	-	-	-	-	-	-	-	-	-	-	-	-	-	-	-
vs North Carolina	11/24/17	dnp		-	-	-	-	-	-	-	-	-	-	-	-	-	-	-	-	-
vs UCONN	11/26/17	8		0-1	.000	0-0	.000	0-0	.000	1	2	3	1.5	0	1	1	0	1	0	1.0
at Houston	12/02/17	dnp		-	-	-	-	-	-	-	-	-	-	-	-	-	-	-	-	-
COLORADO STATE	12/05/17	8		2-2	1.000	0-0	.000	0-0	.000	1	2	3	1.8	4	0	1	0	0	4	1.6
Totals		0	42	4-10	.400	0-2	.000	0-4	.000	4	5	9	1.8	8	1	3	0	1	8	1.6

Games played: 5
Minutes/game: 8.4
Points/game: 1.6
FG Pct: 40.0
3FG Pct: 0.0
FT Pct: 0.0

Rebounds/game: 1.8
Assists/game: 0.2
Turnovers/game: 0.6
Assist/turnover ratio: 0.3
Steals/game: 0.2

PERSONAL BESTS »

POINTS

Season: 4 vs. Colorado State (12/05/17)

Career: 4 vs. Colorado State (12/05/17)

FIELD GOALS

Season: 2 vs. Colorado State (12/05/17)

Career: 2 vs. Colorado State (12/05/17)

FIELD GOALS ATTEMPTED

Season: 4 vs. Bucknell (11/12/17)

Career: 4 vs. Bucknell (11/12/17)

3-POINT FIELD GOALS

Season: --

Career: --

3-POINT FG ATTEMPTS

Season: 1 (2x), last vs. Fresno State (11/17/17)

Career: 1 (2x), last vs. Fresno State (11/17/17)

FREE THROWS MADE

Season: --

Career: --

FREE THROWS ATTEMPTS

Season: 2 (2x), last vs. Fresno State (11/17/17)

Career: 2 (2x), last vs. Fresno State (11/17/17)

REBOUNDS

Season: 3 (2x), last vs. Colorado State (12/05/17)

Career: 3 (2x), last vs. Colorado State (12/05/17)

ASSISTS

Season: 1 vs. UConn (11/26/17)

Career: 1 vs. UConn (11/26/17)

STEALS

Season: 1 vs. UConn (11/26/17)

Career: 1 vs. UConn (11/26/17)

BLOCKS

Season: --

Career: --

MINUTES

Season: 11 vs. Bucknell (11/12/17)

Career: 11 vs. Bucknell (11/12/17)

CAREER STATISTICS AT ARKANSAS »

Season	gp-gs	min/avg	Total		3-Point		F-Throws		Rebounds				Scoring					
			fg-fga	pct	fg-fga	pct	ft-fga	pct	off	def	tot	avg	pf	fo	ast	to	blk	stl
2017-18	5-0	42/8.4	4-10	.400	0-2	.000	0-4	.000	4	5	9	1.8	8	0	1	3	0	1
TOTAL	5-0	42/8.4	4-10	.400	0-2	.000	0-4	.000	4	5	9	1.8	8	0	1	3	0	1

C.J. JONES



#23 | Sophomore | Guard | 6-5 | 175 | Birmingham, Ala. | Central Park Christian

JONES' NEWS & NOTES »

- Is averaging 15.3 points per game in the last four contests, hitting 13 total three-pointers in that stretch.
- Has broke or tied his career high in scoring in three of the last four games.
- 81 of his 137 career points have come from made 3-pointers.
- Sank a career-high four three's against No. 9 North Carolina to record a then-career high with 12 points.
- Has five double-figure scoring efforts through eight games, after having two total last season in 21 games.
- Had a career-high five rebounds against Bucknell, to go along with seven points and one assist.
- After having six assists last season, Jones has matched that total through eight games this year.
- Played in 21 games as a freshman, averaging 2.4 points per contest.

GAME-BY-GAME STATS »

#23 C.J. Jones

Opponent	Date	gs	min	Total		3-Pointers		Free throws		Rebounds				pf	a	t/o	blk	stl	pts	avg
				fg-fga	pct	3fg-fga	pct	ft-fa	pct	off	def	tot	avg							
SAMFORD	11/10/17	21	4-7	.571	2-5	.400	0-0	.000	0	3	3	3.0	0	1	0	0	0	10	10.0	
BUCKNELL	11/12/17	20	3-8	.375	0-1	.000	1-1	1.000	0	5	5	4.0	0	1	0	0	1	7	8.5	
FRESNO STATE	11/17/17	16	3-6	.500	0-2	.000	0-0	.000	0	2	2	3.3	0	1	0	0	0	6	7.7	
vs Oklahoma	11/23/17	10	1-4	.250	0-2	.000	0-0	.000	0	1	1	2.8	1	0	1	0	0	2	6.3	
vs North Carolina	11/24/17	26	4-11	.364	4-10	.400	0-0	.000	0	2	2	2.6	1	0	0	0	1	12	7.4	
vs UCONN	11/26/17	21	5-8	.625	3-6	.500	6-6	1.000	0	1	1	2.3	1	1	0	0	1	19	9.3	
at Houston	12/02/17	20	4-9	.444	3-6	.500	0-0	.000	0	3	3	2.4	2	0	1	0	0	11	9.6	
COLORADO STATE	12/05/17	23	7-9	.778	3-5	.600	2-2	1.000	0	1	1	2.3	1	2	0	0	0	19	10.8	
Totals		0	157	31-62	.500	15-37	.405	9-9	1.000	0	18	18	2.3	6	6	2	0	3	86	10.8

Games played: 8
Minutes/game: 19.6
Points/game: 10.8
FG Pct: 50.0
3FG Pct: 40.5
FT Pct: 100.0

Rebounds/game: 2.3
Assists/game: 0.8
Turnovers/game: 0.3
Assist/turnover ratio: 3.0
Steals/game: 0.4

PERSONAL BESTS »

POINTS

Season: 19 (2x), last vs. Colorado State (12/05/17)
Career: 19 (2x), last vs. Colorado State (12/05/17)

FIELD GOALS

Season: 7 vs. Colorado State (12/05/17)
Career: 7 vs. Colorado State (12/05/17)

FIELD GOALS ATTEMPTED

Season: 11 vs. North Carolina (11/24/17)
Career: 11 vs. North Carolina (11/24/17)

3-POINT FIELD GOALS

Season: 4 vs. North Carolina (11/24/17)
Career: 4 vs. North Carolina (11/24/17)

3-POINT FG ATTEMPTS

Season: 10 vs. North Carolina (11/24/17)
Career: 10 vs. North Carolina (11/24/17)

FREE THROWS MADE

Season: 6 vs. UConn (11/26/17)
Career: 6 vs. UConn (11/26/17)

FREE THROWS ATTEMPTS

Season: 6 vs. UConn (11/26/17)
Career: 6 vs. UConn (11/26/17)

REBOUNDS

Season: 5 vs. Bucknell (11/12/17)
Career: 5 vs. Bucknell (11/12/17)

ASSISTS

Season: 2 vs. Colorado State (12/05/17)
Career: 2 (2x), last vs. Colorado State (12/05/17)

STEALS

Season: 1 (2x), last vs. UConn (11/26/17)
Career: 1 (3x), last vs. UConn (11/26/17)

BLOCKS

Season: --
Career: 3 vs. Austin Peay (12/03/16)

MINUTES

Season: 26 vs. North Carolina (11/24/17)
Career: 26 vs. North Carolina (11/24/17)

CAREER STATISTICS AT ARKANSAS »

			Total		3-Point		F-Throws		Rebounds											Scoring	
Season	gp-gs	min/avg	fg-fga	pct	fg-fga	pct	ft-fa	pct	off	def	tot	avg	pf	fo	ast	to	blk	stl	pts	avg	
2016-17	21-0	126/6.0	17-36	.472	12-24	.500	5-7	.714	0	13	13	0.6	11	0	6	4	5	1	51	2.4	
2017-18	8-0	157/19.6	31-62	.500	15-37	.405	9-9	1.000	0	18	18	2.3	6	0	6	2	0	3	86	10.8	
TOTAL	29-0	283/9.8	48-98	.490	27-61	.443	14-16	.875	0	31	31	1.1	17	0	12	6	5	4	137	4.7	

ANTON BEARD



#31 | Senior | Guard | 6-0 | 185 | North Little Rock, Ark. | North Little Rock HS

BEARD'S NEWS & NOTES »

- One of five players on the team averaging double figures in scoring at 11.9 points per game.
- Scored in double-figures five straight games to start the season, six times dating back to last season, for the longest streak in his career.
- Has pulled down three-plus rebounds in six of the last nine games.
- Leads the team with a 2.2 assist-to-turnover ratio (26 assists and 12 turnovers).
- Has at least three assists and one steal in five of eight games this season.
- Started 11 of 36 games played as a junior, averaging 7.2 points, 2.1 rebounds and 1.9 assists per game.
- Scored in double-figures in 15 games last year, including a season-high 16 in three contests against Sam Houston State (Dec. 22), at Tennessee (Jan. 3) and LSU (Jan. 21).
- Played 20 minute in the second round of the NCAA Tournament against No. 1 North Carolina, scoring 10 points and adding three assists.

GAME-BY-GAME STATS »

#31 Anton Beard

Opponent	Date	gs	min	Total		3-Pointers		Free throws		Rebounds				pf	a	t/o	blk	stl	pts	avg
				fg	fga	pct	3fg	f3ga	pct	ft	ftha	pct	off							
SAMFORD	11/10/17	*	26	5-10	.500	1-3	.333	3-3	1.000	1	1	2	2.0	1	6	2	0	1	14	14.0
BUCKNELL	11/12/17	*	28	3-9	.333	0-3	.000	5-5	1.000	1	1	2	2.0	2	1	2	0	2	11	12.5
FRESNO STATE	11/17/17	*	28	5-9	.556	1-3	.333	4-6	.667	0	3	3	2.3	3	3	0	0	1	15	13.3
vs Oklahoma	11/23/17	*	35	4-12	.333	0-1	.000	6-6	1.000	1	2	3	2.5	2	3	3	0	1	14	13.5
vs North Carolina	11/24/17	*	38	4-15	.267	2-6	.333	0-0	.000	0	3	3	2.6	3	4	3	0	1	10	12.8
vs UCONN	11/26/17	*	27	2-6	.333	1-3	.333	4-4	1.000	1	3	4	2.8	2	4	1	0	0	9	12.2
at Houston	12/02/17	*	33	4-10	.400	2-5	.400	3-5	.600	0	2	2	2.7	2	3	1	0	1	13	12.3
COLORADO STATE	12/05/17	*	26	3-8	.375	1-4	.250	2-2	1.000	1	2	3	2.8	3	2	0	0	2	9	11.9
Totals			8	241	30-79	.380	8-28	.286	27-31	.871	5	17	22	2.8	18	26	12	0	95	11.9

Games played: 8
Minutes/game: 30.1
Points/game: 11.9
FG Pct: 38.0
3FG Pct: 28.6
FT Pct: 87.1

Rebounds/game: 2.8
Assists/game: 3.3
Turnovers/game: 1.5
Assist/turnover ratio: 2.2
Steals/game: 1.1

PERSONAL BESTS »

POINTS

Season: 15 vs. Fresno State (11/17/17)
Career: 18 at Georgia (01/23/16)

FIELD GOALS

Season: 5 (2x), last vs. Fresno State (11/17/17)
Career: 6 at Tennessee (01/03/17)

FIELD GOALS ATTEMPTED

Season: 15 vs. North Carolina (11/24/17)
Career: 15 vs. North Carolina (11/24/17)

3-POINT FIELD GOALS

Season: 2 (2x), last at Houston (12/02/17)
Career: 4 at Ole Miss (02/14/15)

3-POINT FG ATTEMPTS

Season: 6 vs. North Carolina (11/24/17)
Career: 7 at Dayton (12/30/15)

FREE THROWS MADE

Season: 6 vs. Oklahoma (11/23/17)
Career: 7 at Georgia (01/23/16)

FREE THROWS ATTEMPTS

Season: 6 (2x), last vs. Oklahoma (11/23/17)
Career: 9 at Georgia (01/23/16)

REBOUNDS

Season: 4 vs. UConn (11/26/17)
Career: 7 vs. Delaware State (11/21/15)

ASSISTS

Season: 6 vs. Samford (11/10/17)
Career: 7 vs. LSU (01/21/17)

STEALS

Season: 2 (2x), last vs. Colorado State (12/05/17)
Career: 5 vs. Milwaukee (12/22/14)

BLOCKS

Season: --
Career: 1 (2x), last vs. Seton Hall (03/17/17)

MINUTES

Season: 38 vs. North Carolina (11/24/17)
Career: 38 vs. North Carolina (11/24/17)

CAREER STATISTICS AT ARKANSAS »

			Total		3-Point		F-Throws		Rebounds											Scoring	
Season	gp-gs	min/avg	fg-fga	pct	fg-fga	pct	ft-fa	pct	off	def	tot	avg	pf	fo	ast	to	blk	stl	pts	avg	
2014-15	35-16	662/18.9	66-172	.384	31-88	.352	35-55	.636	31	36	67	1.9	84	4	53	32	0	35	198	5.7	
2015-16	23-1	481/20.9	57-164	.348	19-66	.288	27-42	.643	13	40	53	2.3	53	2	41	17	2	24	160	7.0	
2016-17	36-11	755/21.0	86-213	.404	32-90	.356	56-75	.747	29	46	75	2.1	69	2	70	37	1	39	260	7.2	
2017-18	8-8	241/30.1	30-79	.380	8-28	.286	27-31	.871	5	17	22	2.8	18	0	26	12	0	9	95	11.9	
TOTAL	102-36	2139/21.0	239-628	.381	90-272	.331	145-203	.714	78	139	217	2.1	224	8	190	98	3	107	713	7.0	

GAME

1

Arkansas vs Samford
Nov. 10, 2017 at 7 p.m. at Fayetteville, Ark. (Bud Walton Arena)

Samford 56 • 0-1

#	Player	Total		3-Ptr	Rebounds			PF	TP	A	TO	Blk	Stl	Min
		FG-FGA	FG-FGA		Off	Def	Tot							
20	Alex Thompson	f	4-11	2-9	0-0	0	2	2	3	10	1	2	0	25
33	Wyatt Walker	c	2-7	0-0	0-0	2	2	4	3	4	0	2	0	15
00	Christen Cunningham	g	3-7	1-2	0-0	1	2	3	0	7	1	4	0	28
03	Josh Sharkey	g	2-7	0-1	2-3	1	2	3	3	6	4	6	0	24
22	D Denzel-Dyson	g	2-6	1-4	3-4	1	1	2	1	8	1	2	0	21
01	Kevin Nolan		1-2	1-2	0-0	0	1	1	0	3	0	0	0	5
02	Justin Coleman		2-8	1-4	1-2	1	1	2	2	6	3	1	0	23
04	Triston Chambers		2-5	2-5	0-0	1	0	1	2	6	0	0	0	19
13	Eric Adams		1-2	0-0	0-0	1	2	3	3	2	0	1	1	9
15	Stefan Lakic		0-3	0-2	2-2	1	0	1	0	2	0	0	0	10
24	Gerald Smith		0-0	0-0	0-0	0	0	0	0	0	1	0	0	1
55	Alex Peters		1-3	0-0	0-4	2	2	4	3	2	1	1	0	20
Team						4	2	6						
Totals			20-61	8-29	8-15	15	17	32	20	56	12	19	1	6 200
FG % 1st Half: 7-26 26.9% 2nd half: 13-35 37.1% Game: 20-61 32.8% Deadball Rebounds 4,3														
3FG % 1st Half: 2-12 16.7% 2nd half: 6-17 35.3% Game: 8-29 27.6%														
FT % 1st Half: 3-4 75.0% 2nd half: 5-11 45.5% Game: 8-15 53.3%														

Arkansas 95 • 1-0

#	Player	Total		3-Ptr	Rebounds			PF	TP	A	TO	Blk	Stl	Min
		FG-FGA	FG-FGA		Off	Def	Tot							
01	Trey Thompson	f	4-4	0-0	0-0	1	7	8	2	8	3	0	0	1 25
02	Adrio Bailey	f	7-8	0-0	1-1	2	4	6	0	15	1	3	2	1 25
00	Jaylen Barford	g	5-11	2-5	4-5	0	4	4	3	16	6	2	1	1 29
04	Daryl Macon	g	5-9	4-7	2-2	0	3	3	2	16	8	1	0	2 30
31	Anton Beard	g	5-10	1-3	3-3	1	1	2	1	14	6	2	0	1 26
10	Daniel Gafford		4-6	0-0	2-5	2	2	4	5	10	2	0	3	0 17
14	JT Plummer		0-0	0-0	0-0	0	0	0	0	0	0	0	0	0 2
15	Jonathan Holmes		0-2	0-1	1-2	0	0	1	0	1	1	0	0	0 3
20	Darius Hall		1-4	0-1	1-2	1	2	3	4	3	0	2	0	1 12
22	Gabe Osabuohien		1-2	0-0	0-2	0	0	0	1	2	0	1	0	0 10
23	C.J. Jones		4-7	2-5	0-0	0	3	3	0	10	1	0	0	0 21
Team						0	1	1						
Totals			36-63	9-22	14-22	7	28	35	18	95	28	11	6	7 200
FG % 1st Half: 18-30 60.0% 2nd half: 18-33 54.5% Game: 36-63 57.1% Deadball Rebounds 8,1														
3FG % 1st Half: 7-13 53.8% 2nd half: 2-9 22.2% Game: 9-22 40.9%														
FT % 1st Half: 4-6 66.7% 2nd half: 10-16 62.5% Game: 14-22 63.6%														

Officials: Tony Greene, K.B. Burdette Jr., Nathan Bemis
Technical fouls: Samford-None. Arkansas-None.
Attendance: 13407
Estimated Actual Attendance: 8,054
Fouled Out: Arkansas, #10, Gafford (1:35, 2H)

Score by periods	1st	2nd	Total	Points	In Paint	Off T/O	2nd Chance	Fast Break	Bench
Samford	19	37	56	SAM	20	14	17	9	26
Arkansas	47	48	95	AR	44	35	7	19	26

Last FG - SAM 2nd-00:34, AR 2nd-00:01.
Largest lead - SAM by 1 1st-16:52, AR by 44 2nd-12:09.
SAM led for 00:07. AR led for 38:45. Game was tied for 01:08.

Score tied - 1 time.
Lead changed - 2 times.

GAME

3

Arkansas vs Fresno State
Nov. 17, 2017 at 7 p.m. at Fayetteville, Ark. (Bud Walton Arena)

Fresno State 75 • 2-1

#	Player	Total		3-Ptr	Rebounds			PF	TP	A	TO	Blk	Stl	Min
		FG-FGA	FG-FGA		Off	Def	Tot							
11	BRYSON WILLIAMS	f	11-15	0-0	0-1	5	4	9	5	22	2	3	0	1 32
34	TRELL CARTER II	c	2-5	0-0	1-3	2	0	2	4	5	0	1	0	0 13
01	JARON HOPKINS	g	4-8	0-0	1-5	1	9	10	4	9	5	3	1	2 38
21	DESHON TAYLOR	g	4-14	1-5	10-10	0	4	4	2	19	1	3	0	0 33
22	RAY BOWLES	g	1-8	0-3	1-2	2	3	5	2	3	2	1	0	1 29
03	JOHNNY MCWILLIAMS		0-0	0-0	0-0	0	0	0	0	0	0	0	0	0+4
05	JAHEML TAYLOR		4-7	4-7	0-0	0	1	1	4	12	0	2	0	1 28
20	SAM BITTNER		1-2	1-1	0-0	1	3	4	4	3	1	1	0	0 16
32	NATE GRIMES		1-2	0-0	0-1	1	3	4	4	2	0	1	1	0 11
Team						0	1	1						
Totals			28-61	6-16	13-22	12	28	40	29	75	11	16	2	5 200
FG % 1st Half: 9-29 31.0% 2nd half: 19-32 59.4% Game: 28-61 45.9% Deadball Rebounds 4														
3FG % 1st Half: 2-8 25.0% 2nd half: 4-8 50.0% Game: 6-16 37.5%														
FT % 1st Half: 5-10 50.0% 2nd half: 8-12 66.7% Game: 13-22 59.1%														

Arkansas 83 • 3-0

#	Player	Total		3-Ptr	Rebounds			PF	TP	A	TO	Blk	Stl	Min
		FG-FGA	FG-FGA		Off	Def	Tot							
01	Trey Thompson	f	1-2	0-0	1-3	1	0	1	4	3	0	4	0	0 10
02	Adrio Bailey	f	1-2	0-0	3-4	2	3	5	3	5	3	0	2	0 28
00	Jaylen Barford	g	5-13	2-4	6-8	3	4	7	3	18	5	2	0	0 35
04	Daryl Macon	g	3-10	1-3	4-4	1	1	2	1	11	1	3	1	1 34
31	Anton Beard	g	5-9	1-3	4-6	0	3	3	3	15	3	0	0	1 28
10	Daniel Gafford		9-11	0-0	7-10	0	8	8	3	25	1	1	3	2 30
20	Darius Hall		0-2	0-1	0-1	0	3	3	2	0	1	1	0	1 14
22	Gabe Osabuohien		0-1	0-1	0-2	1	0	1	2	0	0	0	0	0 5
23	C.J. Jones		3-6	0-2	0-0	0	2	2	0	6	1	0	0	0 16
Team						1	0	1						
Totals			27-56	4-14	25-38	9	24	33	21	83	15	11	6	5 200
FG % 1st Half: 12-27 44.4% 2nd half: 15-29 51.7% Game: 27-56 48.2% Deadball Rebounds 5,2														
3FG % 1st Half: 3-9 33.3% 2nd half: 1-5 20.0% Game: 4-14 28.6%														
FT % 1st Half: 12-17 70.6% 2nd half: 13-21 61.9% Game: 25-38 65.8%														

Officials: Doug Simmons, Peter Juzenas, Robert Felder
Technical fouls: Fresno State-None. Arkansas-None.
Attendance: 15051
Estimated Actual Attendance: 12,227
Fouled Out: Fresno State #11, Williams (1:32, 2H)

Score by periods	1st	2nd	Total	Points	In Paint	Off T/O	2nd Chance	Fast Break	Bench
Fresno State	25	50	75	FS	36	11	14	9	17
Arkansas	39	44	83	AR	40	20	13	12	31

Last FG - FS 2nd-00:06, AR 2nd-00:30.
Largest lead - FS by 6 1st-17:50, AR by 19 2nd-10:32.
FS led for 04:42. AR led for 35:05. Game was tied for 00:13.

Score tied - 0 times.
Lead changed - 1 time.

GAME

2

Arkansas vs Bucknell
Nov. 12, 2017 at 5 p.m. at Fayetteville, Ark. (Bud Walton Arena)

Bucknell 73 • 0-2

#	Player	Total		3-Ptr	Rebounds			PF	TP	A	TO	Blk	Stl	Min	
		FG-FGA	FG-FGA		Off	Def	Tot								
23	Zach Thomas	f	7-13	5-7	5-9	3	7	10	1	24	3	4	1	0	30
20	Nana Foulland	c	7-12	0-0	3-6	2	1	3	4	17	0	3	0	1	30
01	Kimbal Mackenzie	g	1-5	1-3	0-0	0	0	0	2	3	1	1	0	0	13
02	Stephen Brown	g	5-9	1-3	2-2	0	2	2	1	13	9	3	0	0	28
11	Avi Toomer	g	3-7	2-5	0-0	0	1	1	4	8	0	2	0	1	25
00	Paul Newman		0-0	0-0	0-0	0	1	1	0	0	0	1	0	0	2
03	Jimmy Sotos		2-4	1-3	0-1	0	0	0	3	5	1	0	0	0	16
04	Nate Sestina		0-2	0-1	0-0	2	2	4	2	0	0	1	0	0	14
05	Jordan Sechan		0-1	0-1	0-0	0	0	0	0	0	0	0	0	0	1
12	John Meeks		0-0	0-0	0-0	0	1	1	0	0	0	0	0	0	5
13	Bruce Moore		0-2	0-1	0-0	0	0	0	2	0	0	0	2	1	15
14	Ben Robertson		0-0	0-0	0-0	0	0	0	1	0	0	2	0	1	5
15	Nate Jones		1-3	1-3	0-0	0	0	0	1	3	1	0	0	0	13
22	Matt O'Reilly		0-0	0-0	0-0	0	0	0	0	0	0	0	0	0	3
	Team					3	0	3							
Totals			26-58	11-27	10-18	10	15	25	21	73	15	18	3	3	200
FG % 1st Half: 12-32 37.5% 2nd half: 14-26 53.8% Game: 26-58 44.8% Deadball															
3FG % 1st Half: 6-16 37.5% 2nd half: 5-11 45.5% Game: 11-27 40.7% Rebounds															
FT % 1st Half: 4-8 50.0% 2nd half: 6-10 60.0% Game: 10-18 55.6% 3,2															

GAME 5

Arkansas vs No. 9 North Carolina Nov. 24, 2017 at 12:30 p.m. at Portland, Ore. (Memorial Coliseum)

North Carolina 87 • 5-0

#	Player	Total		3-Ptr	FT-FTA	Rebounds			PF	TP	A	TO	Blk	Stl	Min
		FG-FGA	FG-FGA			Off	Def	Tot							
15	Garrison Brooks	f	2-6	0-0	0-0	1	2	3	0	4	0	0	1	0	19
32	Luke Maye	f	11-16	4-5	2-4	5	11	16	2	28	5	5	1	0	34
01	Theo Pinson	g	3-6	0-1	3-4	1	3	4	3	9	2	5	3	0	33
02	Joel Berry II	g	3-12	0-1	7-8	0	2	2	2	13	4	0	0	1	34
24	Kenny Williams	g	7-12	3-5	2-2	0	8	8	3	19	1	2	1	1	35
00	Seventh Woods		0-2	0-1	0-0	0	1	1	1	0	1	0	0	0	6
03	Andrew Platek		1-2	0-1	0-0	0	0	0	2	2	0	1	0	0	7
04	Brandon Robinson		2-4	0-0	1-1	2	4	6	2	5	0	0	0	0	15
05	Jalek Felton		1-2	1-2	0-0	0	0	0	0	3	1	0	0	0	6
21	Sterling Manley		1-1	0-0	2-2	0	2	2	0	4	0	2	0	0	8
42	Brandon Huffman		0-0	0-0	0-0	0	0	0	0	0	0	0	0	0	3
Team						2	2	4							
Totals			31-63	8-16	17-21	11	35	46	13	87	16	14	7	2	200

FG % 1st Half: 13-27 48.1% 2nd half: 18-36 50.0% Game: 31-63 49.2% Deadball Rebounds 4,2
3FG % 1st Half: 4-8 50.0% 2nd half: 4-8 50.0% Game: 8-16 50.0%
FT % 1st Half: 7-11 63.6% 2nd half: 10-10 100.0% Game: 17-21 81.0%

Arkansas 68 • 4-1

#	Player	Total		3-Ptr	FT-FTA	Rebounds			PF	TP	A	TO	Blk	Stl	Min
		FG-FGA	FG-FGA			Off	Def	Tot							
01	Trey Thompson	f	2-3	0-0	0-2	1	1	2	2	4	2	0	1	1	26
02	Adrio Bailey	f	2-5	0-0	0-0	1	3	4	1	4	0	0	5	0	18
04	Jaylen Barford	g	9-17	2-6	1-1	0	3	3	4	21	2	3	1	2	27
04	Daryl Macon	g	2-11	1-5	2-2	0	1	1	0	7	2	1	0	1	23
31	Anton Beard	g	4-15	2-6	0-0	0	3	3	3	10	4	3	0	1	38
10	Daniel Gafford		2-4	0-0	1-2	2	4	6	4	5	0	0	2	1	15
13	Dustin Thomas		1-4	0-0	0-0	2	2	4	3	2	0	2	0	1	22
20	Darius Hall		1-2	0-0	1-1	1	0	1	1	3	0	0	0	0	5
23	C.J. Jones		4-11	4-10	0-0	0	2	2	1	12	0	0	0	1	26
Team						2	2	4							
Totals			27-72	9-27	5-8	9	21	30	19	68	10	9	9	8	200

FG % 1st Half: 10-31 32.3% 2nd half: 17-41 41.5% Game: 27-72 37.5% Deadball Rebounds 2
3FG % 1st Half: 4-11 36.4% 2nd half: 5-16 31.3% Game: 9-27 33.3%
FT % 1st Half: 2-4 50.0% 2nd half: 3-4 75.0% Game: 5-8 62.5%

Officials: Roger Ayers, Randy McCall, A.J. DeSai
Technical fouls: North Carolina-None. Arkansas-None.
Attendance:

Score by periods	1st	2nd	Total
North Carolina	37	50	87
Arkansas	26	42	68

	Points	In Paint	Off T/O	2nd Chance	Fast Break	Bench
NC	38	15	6	8	8	14
AR	28	15	6	2	2	22

Last FG - NC 2nd-00:44, AR 2nd-03:32.
Largest lead - NC by 19 2nd-00:24, AR by 6 1st-15:05.
NC led for 31:21. AR led for 07:25. Game was tied for 01:14.

Score tied - 1 time.
Lead changed - 1 time.

GAME 6

Arkansas vs UConn Nov. 26, 2017 at 2:44 p.m. at Portland, Ore. (Moda Center)

Arkansas 102 • 5-1

#	Player	Total		3-Ptr	FT-FTA	Rebounds			PF	TP	A	TO	Blk	Stl	Min
		FG-FGA	FG-FGA			Off	Def	Tot							
00	Jaylen Barford	*	9-12	4-5	2-2	0	4	4	0	24	3	2	0	0	27
01	Trey Thompson	*	0-1	0-0	1-2	0	3	3	1	1	5	0	0	0	19
02	Adrio Bailey	*	4-7	0-0	0-1	2	2	4	2	8	0	0	1	1	24
04	Daryl Macon	*	5-9	2-4	4-6	0	3	3	1	16	2	1	0	1	26
31	Anton Beard	*	2-6	1-3	4-4	1	3	4	2	9	4	1	0	0	27
10	Daniel Gafford		3-4	0-0	3-6	1	4	5	5	9	0	3	0	0	14
13	Dustin Thomas		1-2	0-0	5-6	1	3	4	2	7	0	2	0	1	15
14	JT Plummer		0-0	0-0	0-0	0	0	0	0	0	0	0	0	0	1
15	Jonathan Holmes		1-2	0-0	0-0	1	0	1	0	2	0	1	0	0	4
20	Darius Hall		3-3	1-1	0-0	0	6	6	3	7	0	2	0	0	14
22	Gabe Osabuohien		0-1	0-0	0-0	1	2	3	0	0	1	1	0	1	8
23	C.J. Jones		5-8	3-6	6-6	0	1	1	1	19	1	0	0	1	21
Team						1	3	4							
Totals			33-55	11-19	25-33	8	34	42	17	102	16	14	1	5	200

FG % 1st Half: 16-29 55.2% 2nd half: 17-26 65.4% Game: 33-55 60.0% Deadball Rebounds 4,1
3FG % 1st Half: 5-9 55.6% 2nd half: 6-10 60.0% Game: 11-19 57.9%
FT % 1st Half: 8-13 61.5% 2nd half: 17-20 85.0% Game: 25-33 75.8%

UConn 67 • 4-2

#	Player	Total		3-Ptr	FT-FTA	Rebounds			PF	TP	A	TO	Blk	Stl	Min
		FG-FGA	FG-FGA			Off	Def	Tot							
00	Antwone Anderson	*	3-8	1-4	3-5	0	2	2	4	10	2	2	0	1	36
03	Alterique Gilbert	*	0-5	0-3	1-2	0	1	1	1	1	0	1	0	0	17
04	Jalen Adams	*	10-21	4-10	1-3	0	3	3	4	25	3	4	0	4	36
22	Terry Larrier	*	7-14	2-4	2-2	1	1	2	2	18	0	2	0	0	27
25	Josh Carlton	*	0-0	0-0	1-2	1	1	2	2	1	2	4	0	0	16
01	Christian Vital		1-7	0-4	4-4	2	2	4	3	6	1	0	0	2	25
05	Isaiah Whaley		0-0	0-0	0-0	0	0	0	1	0	1	0	0	1	6
11	Kwintin Williams		0-0	0-0	0-0	0	0	0	1	0	0	0	0	0	3
12	Tyler Polley		1-2	0-1	0-0	0	0	0	2	2	0	0	0	0	15
21	Mamadou Diarra		1-4	0-0	2-4	2	3	5	2	4	0	1	1	0	13
31	Mike Noyes		0-0	0-0	0-0	0	0	0	0	0	0	0	0	0	1
34	David Onuorah		0-0	0-0	0-0	0	2	2	4	0	0	0	0	0	5
Team						2	3	5							
Totals			23-61	7-26	14-22	8	18	26	26	67	9	14	1	8	200

FG % 1st Half: 11-28 39.3% 2nd half: 12-33 36.4% Game: 23-61 37.7% Deadball Rebounds 3
3FG % 1st Half: 3-12 25.0% 2nd half: 4-14 28.6% Game: 7-26 26.9%
FT % 1st Half: 6-11 54.5% 2nd half: 8-11 72.7% Game: 14-22 63.6%

Officials: Terry Wymmer, Tony Padilla, Mark Schur
Technical fouls: Arkansas-TEAM. UCONN-None.
Attendance: 11571
Daniel Gafford (Ark) fouls out with 6:35 left in the 2nd half

Score by periods	1st	2nd	Total
Arkansas	45	57	102
UConn	31	36	67

	Points	In Paint	Off T/O	2nd Chance	Fast Break	Bench
AR	38	20	9	13	13	44
UConn	31	6	7	3	3	12

Last FG - AR 2nd-00:56, UCONN 2nd-00:27.
Largest lead - AR by 42 2nd-02:03, UCONN None.
AR led for 39:49, UCONN led for 00:00. Game was tied for 00:11.

Score tied - 0 times.
Lead changed - 0 times.

GAME 7

Arkansas at Houston Dec. 2, 2017 at 6:30 p.m. at Houston, Texas (H&PE Arena)

Arkansas 65 • 5-2

#	Player	Total		3-Ptr	FT-FTA	Rebounds			PF	TP	A	TO	Blk	Stl	Min
		FG-FGA	FG-FGA			Off	Def	Tot							
01	Trey Thompson	r	0-3	0-0	0-0	0	2	2	4	0	0	3	1	1	22
02	Adrio Bailey	r	1-2	0-0	2-3	0	1	1	3	4	0	1	0	0	11
00	Jaylen Barford	g	3-11	0-3	7-9	2	1	3	2	13	2	3	0	0	36
04	Daryl Macon	g	3-10	1-4	3-5	0	0	0	2	10	1	2	0	0	29
31	Anton Beard	g	4-10	2-5	3-5	0	2	2	2	13	3	1	0	1	33
10	Daniel Gafford		1-4	0-0	3-4	3	3	6	2	5	1	1	0	1	18
13	Dustin Thomas		3-6	0-1	3-4	2	4	6	2	9	0	0	0	1	28
20	Darius Hall		0-0	0-0	0-0	0	1	1	0	0	0	1	0	0	3
23	C.J. Jones		4-9	3-6	0-0	0	3	3	2	11	0	1	0	0	20
Team						1	4	5							
Totals			19-55	6-19	21-30	8	21	29	19	65	7	13	1	4	200

FG % 1st Half: 8-25 32.0% 2nd half: 11-30 36.7% Game: 19-55 34.5% Deadball Rebounds 7
3FG % 1st Half: 4-8 50.0% 2nd half: 2-11 18.2% Game: 6-19 31.6%
FT % 1st Half: 9-12 75.0% 2nd half: 12-18 66.7% Game: 21-30 70.0%

Houston 91 • 6-1

#	Player		Total		3-Ptr	Rebounds			PF	TP	A	TO	Blk	Stl	Min
			FG-FGA	FG-FGA	FT-FTA	Off	Def	Tot							
15	Devin Davis	r	10-14	1-2	7-8	4	6	10	4	28	2	1	2	0	32
24	Breaon Brady	r	0-4	0-0	4-4	0	4	4	3	4	0	2	2	1	16
05	Corey Davis Jr.	g	5-12	5-11	2-3	0	2	2	4	17	3	2	0	2	37
25	Jr., Galen Robinson	g	1-2	0-0	0-0	0	3	3	3	2	9	2	0	3	30
32	Mark Gray	g	3-8	0-2	5-5	0	4	4	3	11	2	3	0	0	23
02	Mike Adewunmi		0-2	0-1	0-0	0	1	1	0	0	0	0	0	0	2
03	Armoni Brooks		3-4	3-4	2-2	0	1	1	0	11	1	0	0	1	11
12	Wes Vanbeck		2-2	1-1	2-4	1	0	1	1	7	0	0	0	0	14
13	Nura Zanna		2-3	0-0	1-2	1	6	7	5	5	1	1	0	0	16
20	Gabe Grant		0-1	0-0	0-0	0	1	1	0	0	0	0	0	0	3
31	Valentine Sangoyomi		0-1	0-0	0-0	0	0	0	0	0	1	0	0	0	3
35	Fabian White Jr.		3-3	0-0	0-0	1	2	3	3	6	0	1	0	1	13
	Team					1	0	1							
Totals			29-56	10-21	23-28	8	30	38	26	91	19	12	4	8	200

RECORD:	OVERALL	HOME	AWAY	NEUTRAL
ALL GAMES	6-2	4-0	0-1	2-1
CONFERENCE	0-0	0-0	0-0	0-0
NON-CONFERENCE	6-2	4-0	0-1	2-1

#	Player	gp-gs	min	avg	Total		3-Point		F-Throw		Rebounds				pf	dq	a	to	blk	stl	pts	avg
					fg-fga	fg%	3fg-fga	3fg%	ft-fa	ft%	off	def	tot	avg								
00	Jaylen Barford	8-8	241	30.1	55-111	.495	18-39	.462	29-42	.690	8	25	33	4.1	17	0	25	16	4	5	157	19.6
04	Daryl Macon	8-8	231	28.9	37-85	.435	18-41	.439	25-29	.862	2	14	16	2.0	12	0	26	15	1	10	117	14.6
10	Daniel Gafford	8-0	151	18.9	33-51	.647	0-0	.000	30-45	.667	12	34	46	5.8	30	3	6	8	11	7	96	12.0
31	Anton Beard	8-8	241	30.1	30-79	.380	8-28	.286	27-31	.871	5	17	22	2.8	18	0	26	12	0	9	95	11.9
23	C.J. Jones	8-0	157	19.6	31-62	.500	15-37	.405	9-9	1.000	0	18	18	2.3	6	0	6	2	0	3	86	10.8
02	Adrio Bailey	8-7	155	19.4	21-35	.600	0-0	.000	10-15	.667	12	19	31	3.9	15	0	8	6	13	4	52	6.5
13	Dustin Thomas	5-1	104	20.8	8-18	.444	0-1	.000	13-16	.813	8	17	25	5.0	13	0	2	7	0	4	29	5.8
20	Darius Hall	8-0	90	11.3	11-24	.458	3-7	.429	3-6	.500	3	19	22	2.8	15	0	1	11	2	4	28	3.5
01	Trey Thompson	8-8	157	19.6	10-19	.526	0-0	.000	2-8	.250	10	23	33	4.1	20	0	20	10	4	4	22	2.8
15	Jonathan Holmes	4-0	11	2.8	3-7	.429	1-3	.333	1-2	.500	1	1	2	0.5	1	0	1	1	0	1	8	2.0
22	Gabe Osabuohien	5-0	42	8.4	4-10	.400	0-2	.000	0-4	.000	4	5	9	1.8	8	0	1	3	0	1	8	1.6
14	JT Plummer	4-0	5	1.3	0-0	.000	0-0	.000	0-0	.000	0	0	0	0.0	0	0	0	0	0	0	0	0.0
05	Arlando Cook	1-0	15	15.0	0-3	.000	0-0	.000	0-0	.000	1	3	4	4.0	1	0	2	0	0	1	0	0.0
Team											8	13	21					1				
Total.....		8	1600		243-504	.482	63-158	.399	149-207	.720	74	208	282	35.2	156	3	124	92	35	53	698	87.2
Opponents.....		8	1600		206-477	.432	67-189	.354	119-174	.684	83	197	280	35.0	177	-	105	131	23	44	598	74.8

TEAM STATISTICS	AR	OPP	Date	Opponent	Score	Att.
SCORING	698	598	11/10/17	SAMFORD	w 95-56	13407
Points per game	87.2	74.8	11/12/17	BUCKNELL	w 101-73	13404
Scoring margin	+12.5	-	11/17/17	FRESNO STATE	w 83-75	15051
FIELD GOALS-ATT	243-504	206-477	11/23/17	vs Oklahoma	w 92-83	11294
Field goal pct	.482	.432	11/24/17	vs North Carolina	L 68-87	6603
3 POINT FG-ATT	63-158	67-189	11/26/17	vs UCONN	w 102-67	11571
3-point FG pct	.399	.354	12/02/17	at Houston	L 65-91	4186
3-pt FG made per game	7.9	8.4	12/05/17	COLORADO STATE	w 92-66	13634
FREE THROWS-ATT	149-207	119-174	* = Conference game			
Free throw pct	.720	.684				
F-Throws made per game	18.6	14.9				
REBOUNDS	282	280				
Rebounds per game	35.2	35.0				
Rebounding margin	+0.3	-				
ASSISTS	124	105				
Assists per game	15.5	13.1				
TURNOVERS	92	131				
Turnovers per game	11.5	16.4				
Turnover margin	+4.9	-				
Assist/turnover ratio	1.3	0.8				
STEALS	53	44				
Steals per game	6.6	5.5				
BLOCKS	35	23				
Blocks per game	4.4	2.9				
ATTENDANCE	55496	33654				
Home games-Avg/Game	4-13874	1-4186				
Neutral site-Avg/Game	-	3-9823				

Score by Periods	1st	2nd	Totals
Arkansas	339	359	698
Opponents	264	334	598

RECORD:	OVERALL	HOME	AWAY	NEUTRAL
ALL GAMES	2-1	0-0	0-0	2-1
CONFERENCE	0-0	0-0	0-0	0-0
NON-CONFERENCE	2-1	0-0	0-0	2-1

#	Player	gp-gs	min	avg	Total		3-Point		F-Throw		Rebounds				pf	dq	a	to	blk	stl	pts	avg
					fg-fga	fg%	3fg-fga	3fg%	ft-fa	ft%	off	def	tot	avg								
00	Jaylen Barford	3-3	88	29.3	25-48	.521	9-18	.500	5-7	.714	0	9	9	3.0	6	0	7	7	3	2	64	21.3
04	Daryl Macon	3-3	83	27.7	14-33	.424	9-17	.529	13-15	.867	0	9	9	3.0	3	0	5	5	0	4	50	16.7
23	C.J. Jones	3-0	57	19.0	10-23	.435	7-18	.389	6-6	1.000	0	4	4	1.3	3	0	1	1	0	2	33	11.0
31	Anton Beard	3-3	100	33.3	10-33	.303	3-10	.300	10-10	1.000	2	8	10	3.3	7	0	11	7	0	2	33	11.0
10	Daniel Gafford	3-0	54	18.0	9-14	.643	0-0	.000	9-14	.643	3	16	19	6.3	13	1	2	6	3	3	27	9.0
02	Adrio Bailey	3-3	59	19.7	9-18	.500	0-0	.000	3-5	.600	6	9	15	5.0	4	0	1	0	7	1	21	7.0
13	Dustin Thomas	3-0	60	20.0	3-8	.375	0-0	.000	8-10	.800	6	11	17	5.7	9	0	0	7	0	3	14	4.7
20	Darius Hall	3-0	26	8.7	4-6	.667	1-1	1.000	2-3	.667	1	7	8	2.7	5	0	0	2	0	1	11	3.7
01	Trey Thompson	3-3	60	20.0	3-6	.500	0-0	.000	1-4	.250	3	6	9	3.0	5	0	12	1	1	2	7	2.3
15	Jonathan Holmes	1-0	4	4.0	1-2	.500	0-0	.000	0-0	.000	1	0	1	1.0	0	0	0	1	0	0	2	2.0
22	Gabe Osabuohien	1-0	8	8.0	0-1	.000	0-0	.000	0-0	.000	1	2	3	3.0	0	0	1	1	0	1	0	0.0
14	JT Plummer	1-0	1	1.0	0-0	.000	0-0	.000	0-0	.000	0	0	0	0.0	0	0	0	0	0	0	0	0.0
Team											4	5	9					1				
Total.....		3	600		88-192	.458	29-64	.453	57-74	.770	27	86	113	37.7	55	1	40	39	14	21	262	87.3
Opponents.....		3	600		84-189	.444	23-71	.324	46-63	.730	25	82	107	35.7	63	-	40	47	12	19	237	79.0

TEAM STATISTICS	AR	OPP
SCORING	262	237
Points per game	87.3	79.0
Scoring margin	+8.3	-
FIELD GOALS-ATT	88-192	84-189
Field goal pct	.458	.444
3 POINT FG-ATT	29-64	23-71
3-point FG pct	.453	.324
3-pt FG made per game	9.7	7.7
FREE THROWS-ATT	57-74	46-63
Free throw pct	.770	.730
F-Throws made per game	19.0	15.3
REBOUNDS	113	107
Rebounds per game	37.7	35.7
Rebounding margin	+2.0	-
ASSISTS	40	40
Assists per game	13.3	13.3
TURNOVERS	39	47
Turnovers per game	13.0	15.7
Turnover margin	+2.7	-
Assist/turnover ratio	1.0	0.9
STEALS	21	19
Steals per game	7.0	6.3
BLOCKS	14	12
Blocks per game	4.7	4.0
ATTENDANCE	0	22865
Home games-Avg/Game	0-0	0-0
Neutral site-Avg/Game	-	3-7622

Date	Opponent		Score	Att.
11/23/17	vs Oklahoma	W	92-83	11294
11/24/17	vs North Carolina	L	68-87	0
11/26/17	vs UCONN	W	102-67	11571

* - Conference game

Score by Periods	1st	2nd	Totals
Arkansas	121	141	262
Opponents	113	124	237

RECORD:	OVERALL	HOME	AWAY	NEUTRAL
ALL GAMES	4-0	4-0	0-0	0-0
CONFERENCE	0-0	0-0	0-0	0-0
NON-CONFERENCE	4-0	4-0	0-0	0-0








#	Player	gp-gs	min	avg	Total		3-Point		F-Throw		Rebounds				pf	dq	a	to	blk	stl	pts	avg
					fg-fga	fg%	3fg-fga	3fg%	ft-fa	ft%	off	def	tot	avg								
00	Jaylen Barford	4-4	117	29.3	27-52	.519	9-18	.500	17-26	.654	6	15	21	5.3	9	0	16	6	1	3	80	20.0
10	Daniel Gafford	4-0	79	19.8	23-33	.697	0-0	.000	18-27	.667	6	15	21	5.3	15	2	3	1	8	3	64	16.0
04	Daryl Macon	4-4	119	29.8	20-42	.476	8-20	.400	9-9	1.000	2	5	7	1.8	7	0	20	8	1	6	57	14.3
31	Anton Beard	4-4	108	27.0	16-36	.444	3-13	.231	14-16	.875	3	7	10	2.5	9	0	12	4	0	6	49	12.3
23	C.J. Jones	4-0	80	20.0	17-30	.567	5-13	.385	3-3	1.000	0	11	11	2.8	1	0	5	0	0	1	42	10.5
02	Adrio Bailey	4-3	85	21.3	11-15	.733	0-0	.000	5-7	.714	6	9	15	3.8	8	0	7	5	6	3	27	6.8
13	Dustin Thomas	1-1	16	16.0	2-4	.500	0-0	.000	2-2	1.000	0	2	2	2.0	2	0	2	0	0	0	6	6.0
20	Darius Hall	4-0	61	15.3	7-18	.389	2-6	.333	1-3	.333	2	11	13	3.3	10	0	1	8	2	3	17	4.3
01	Trey Thompson	4-4	75	18.8	7-10	.700	0-0	.000	1-4	.250	7	15	22	5.5	11	0	8	6	2	1	15	3.8
22	Gabe Osabuohien	4-0	34	8.5	4-9	.444	0-2	.000	0-4	.000	3	3	6	1.5	8	0	0	2	0	0	8	2.0
15	Jonathan Holmes	3-0	7	2.3	2-5	.400	1-3	.333	1-2	.500	0	1	1	0.3	1	0	1	0	0	1	6	2.0
05	Arlando Cook	1-0	15	15.0	0-3	.000	0-0	.000	0-0	.000	1	3	4	4.0	1	0	2	0	0	1	0	0.0
14	JT Plummer	3-0	4	1.3	0-0	.000	0-0	.000	0-0	.000	0	0	0	0.0	0	0	0	0	0	0	0	0.0
Team											3	4	7									
Total.....		4	800		136-257	.529	28-75	.373	71-103	.689	39	101	140	35.0	82	2	77	40	20	28	371	92.8
Opponents.....		4	800		93-232	.401	34-97	.351	50-83	.602	50	85	135	33.8	88	-	46	72	7	17	270	67.5

TEAM STATISTICS	AR	OPP
SCORING	371	270
Points per game	92.8	67.5
Scoring margin	+25.3	-
FIELD GOALS-ATT	136-257	93-232
Field goal pct	.529	.401
3 POINT FG-ATT	28-75	34-97
3-point FG pct	.373	.351
3-pt FG made per game	7.0	8.5
FREE THROWS-ATT	71-103	50-83
Free throw pct	.689	.602
F-Throws made per game	17.8	12.5
REBOUNDS	140	135
Rebounds per game	35.0	33.8
Rebounding margin	+1.3	-
ASSISTS	77	46
Assists per game	19.3	11.5
TURNOVERS	40	72
Turnovers per game	10.0	18.0
Turnover margin	+8.0	-
Assist/turnover ratio	1.9	0.6
STEALS	28	17
Steals per game	7.0	4.3
BLOCKS	20	7
Blocks per game	5.0	1.8
ATTENDANCE	55496	0
Home games-Avg/Game	4-13874	0-0
Neutral site-Avg/Game	-	0-0

Date	Opponent		Score	Att.
11/10/17	SAMFORD	w	95-56	13407
11/12/17	BUCKNELL	w	101-73	13404
11/17/17	FRESNO STATE	w	83-75	15051
12/05/17	COLORADO STATE	w	92-66	13634

* - Conference game

Score by Periods	1st	2nd	Totals
Arkansas	189	182	371
Opponents	107	163	270

0		JAYLEN BARFORD ■ SR ■ G ■ 6-3 ■ 202 Jackson, Tenn. ■ Motlow State CC	<table><tr><th>YEAR</th><th>GP/GS</th><th>PPG</th><th>APG</th><th>RPG</th><th>FG%</th><th>3FG%</th><th>FT%</th></tr><tr><td>2017-18</td><td>8/8</td><td>19.6</td><td>3.1</td><td>4.1</td><td>.495</td><td>.462</td><td>.690</td></tr><tr><td>Career</td><td>44/38</td><td>14.0</td><td>2.2</td><td>3.8</td><td>.451</td><td>.318</td><td>.735</td></tr></table>	YEAR	GP/GS	PPG	APG	RPG	FG%	3FG%	FT%	2017-18	8/8	19.6	3.1	4.1	.495	.462	.690	Career	44/38	14.0	2.2	3.8	.451	.318	.735	<ul style="list-style-type: none">Scored a career-high 27 points against Bucknell.Has 8 career 20-pt games, 7 away from Bud Walton Arena.Named to preseason coaches All-SEC second team.Named to PK80 Victory Bracket All-Tournament team after averaging 21.3 points per game.	CAREER HIGHS PTS: 27 - Bucknell (11/12/17) AST: 6 - (2x), last vs. Samford (11/10/17) REB: 7 - (2x), last vs. Fresno State (11/17/17) STL: 4 - (2x), last vs. Seton Hall (03/17/17)
YEAR	GP/GS	PPG	APG	RPG	FG%	3FG%	FT%																						
2017-18	8/8	19.6	3.1	4.1	.495	.462	.690																						
Career	44/38	14.0	2.2	3.8	.451	.318	.735																						
1		TREY THOMPSON ■ SR ■ F ■ 6-9 ■ 265 Madison, Ark. ■ Forrest City HS	<table><tr><th>YEAR</th><th>GP/GS</th><th>PPG</th><th>RPG</th><th>BPG</th><th>APG</th><th>FG%</th><th>FT%</th></tr><tr><td>2017-18</td><td>8/8</td><td>2.8</td><td>4.1</td><td>0.5</td><td>2.5</td><td>.526</td><td>.250</td></tr><tr><td>Career</td><td>87/9</td><td>2.3</td><td>3.2</td><td>0.7</td><td>1.3</td><td>.586</td><td>.563</td></tr></table>	YEAR	GP/GS	PPG	RPG	BPG	APG	FG%	FT%	2017-18	8/8	2.8	4.1	0.5	2.5	.526	.250	Career	87/9	2.3	3.2	0.7	1.3	.586	.563	<ul style="list-style-type: none">T-2nd on team with 33 rebs after 11 reb effort vs. Bucknell.Is 2nd on the team with 87 games played as a Razorback.Tied for team lead with 36 asts last year during SEC play.Leads all Arkansas forwards with 20 assists, including two 5-assist performances in the PK80.	CAREER HIGHS PTS: 13 - LSU (02/23/16) REB: 11 - (2x), last vs. Bucknell (11/12/17) BLK: 4 - Texas Tech (01/30/16) AST: 6 - Texas A&M (02/22/17)
YEAR	GP/GS	PPG	RPG	BPG	APG	FG%	FT%																						
2017-18	8/8	2.8	4.1	0.5	2.5	.526	.250																						
Career	87/9	2.3	3.2	0.7	1.3	.586	.563																						
2		ADRIO BAILEY ■ SO ■ F ■ 6-6 ■ 204 Campti, La. ■ Lakeview HS	<table><tr><th>YEAR</th><th>GP/GS</th><th>PPG</th><th>RPG</th><th>BPG</th><th>APG</th><th>FG%</th><th>FT%</th></tr><tr><td>2017-18</td><td>8/7</td><td>6.5</td><td>3.9</td><td>1.6</td><td>1.0</td><td>.600</td><td>.667</td></tr><tr><td>Career</td><td>35/9</td><td>2.9</td><td>1.9</td><td>0.6</td><td>0.4</td><td>.581</td><td>.471</td></tr></table>	YEAR	GP/GS	PPG	RPG	BPG	APG	FG%	FT%	2017-18	8/7	6.5	3.9	1.6	1.0	.600	.667	Career	35/9	2.9	1.9	0.6	0.4	.581	.471	<ul style="list-style-type: none">Recorded a career-high 15 pts in the season opener.Is second on the team with five dunks.Had career-high 5 blocks against North Carolina.Started first 7 games, after making 2 starts last year.Has 8 asts in 8 games, only totaled 7 last yr in 27 games.	CAREER HIGHS PTS: 15 - Samford (11/10/17) REB: 7 - (2x), last vs. Oklahoma (11/23/17) BLK: 5 - North Carolina (11/24/17) AST: 3 - Fresno State (11/17/17)
YEAR	GP/GS	PPG	RPG	BPG	APG	FG%	FT%																						
2017-18	8/7	6.5	3.9	1.6	1.0	.600	.667																						
Career	35/9	2.9	1.9	0.6	0.4	.581	.471																						
3		KHALIL GARLAND ■ FR ■ G ■ 6-5 ■ 198 Little Rock, Ark. ■ Parkview HS	<table><tr><th>YEAR</th><th>GP/GS</th><th>PPG</th><th>APG</th><th>SPG</th><th>FG%</th><th>3FG%</th><th>FT%</th></tr><tr><td>2017-18</td><td>--/--</td><td>--</td><td>--</td><td>--</td><td>--</td><td>--</td><td>--</td></tr><tr><td>Career</td><td>--/--</td><td>--</td><td>--</td><td>--</td><td>--</td><td>--</td><td>--</td></tr></table>	YEAR	GP/GS	PPG	APG	SPG	FG%	3FG%	FT%	2017-18	--/--	--	--	--	--	--	--	Career	--/--	--	--	--	--	--	--	<ul style="list-style-type: none">Ranked the No. 2 player in the state of Arkansas.Tabbed a 4-star and No. 55 overall guard by ESPN.Is not cleared for full participation at this time due to an ongoing health matter.	CAREER HIGHS PTS: AST: REB: 3FGM:
YEAR	GP/GS	PPG	APG	SPG	FG%	3FG%	FT%																						
2017-18	--/--	--	--	--	--	--	--																						
Career	--/--	--	--	--	--	--	--																						
4		DARYL MACON ■ SR ■ G ■ 6-3 ■ 185 Little Rock, Ark. ■ Holmes CC	<table><tr><th>YEAR</th><th>GP/GS</th><th>PPG</th><th>APG</th><th>SPG</th><th>FG%</th><th>3FG%</th><th>FT%</th></tr><tr><td>2017-18</td><td>8/8</td><td>14.6</td><td>3.4</td><td>1.3</td><td>.435</td><td>.439</td><td>.862</td></tr><tr><td>Career</td><td>44/29</td><td>13.6</td><td>2.4</td><td>1.2</td><td>.449</td><td>.397</td><td>.866</td></tr></table>	YEAR	GP/GS	PPG	APG	SPG	FG%	3FG%	FT%	2017-18	8/8	14.6	3.4	1.3	.435	.439	.862	Career	44/29	13.6	2.4	1.2	.449	.397	.866	<ul style="list-style-type: none">Named to preseason coaches All-SEC second team.Led team with a season-high 27 pts against Oklahoma.4th Hog in SEC era to score 30 points off the bench.Went 30-of-34 from FT line in final minute of games last season, 2-for-2 this season.	CAREER HIGHS PTS: 30 - Ole Miss (02/18/17) AST: 8 - Samford (11/10/17) STL: 4 - Fort Wayne (11/11/16) 3FGM: 6 - (2x), last vs. Oklahoma (11/23/17)
YEAR	GP/GS	PPG	APG	SPG	FG%	3FG%	FT%																						
2017-18	8/8	14.6	3.4	1.3	.435	.439	.862																						
Career	44/29	13.6	2.4	1.2	.449	.397	.866																						
5		ARLANDO COOK ■ SR ■ F ■ 6-8 ■ 215 St. Louis, Mo. ■ Connors State College	<table><tr><th>YEAR</th><th>GP/GS</th><th>PPG</th><th>RPG</th><th>BPG</th><th>APG</th><th>FG%</th><th>FT%</th></tr><tr><td>2017-18</td><td>1/0</td><td>--</td><td>4.0</td><td>--</td><td>2.0</td><td>.000</td><td>--</td></tr><tr><td>Career</td><td>37/7</td><td>2.8</td><td>2.4</td><td>0.4</td><td>0.4</td><td>.424</td><td>.649</td></tr></table>	YEAR	GP/GS	PPG	RPG	BPG	APG	FG%	FT%	2017-18	1/0	--	4.0	--	2.0	.000	--	Career	37/7	2.8	2.4	0.4	0.4	.424	.649	<ul style="list-style-type: none">Played 15 mins vs. CSU in first game back, tallying 4 rebs.Started 7 games and played in all 36 contests as a junior.Averaged 2.8 points and 2.3 rebounds per game last year.Ranked the No. 6 junior college transfer in 2016 class.	CAREER HIGHS PTS: 9 - Southern Illinois (11/14/16) REB: 7 - at Texas A&M (01/17/17) BLK: 3 - (5x), last vs. Sam Houston St. (12/20/16) AST: 2 - (4x), last vs. Colorado St. (12/05/17)
YEAR	GP/GS	PPG	RPG	BPG	APG	FG%	FT%																						
2017-18	1/0	--	4.0	--	2.0	.000	--																						
Career	37/7	2.8	2.4	0.4	0.4	.424	.649																						
10		DANIEL GAFFORD ■ FR ■ F ■ 6-11 ■ 234 El Dorado, Ark. ■ El Dorado HS	<table><tr><th>YEAR</th><th>GP/GS</th><th>PPG</th><th>APG</th><th>RPG</th><th>BPG</th><th>FG%</th><th>FT%</th></tr><tr><td>2017-18</td><td>8/0</td><td>12.0</td><td>0.8</td><td>5.8</td><td>1.4</td><td>.647</td><td>.667</td></tr><tr><td>Career</td><td>8/0</td><td>12.0</td><td>0.8</td><td>5.8</td><td>1.4</td><td>.647</td><td>.667</td></tr></table>	YEAR	GP/GS	PPG	APG	RPG	BPG	FG%	FT%	2017-18	8/0	12.0	0.8	5.8	1.4	.647	.667	Career	8/0	12.0	0.8	5.8	1.4	.647	.667	<ul style="list-style-type: none">Led team with 25 pts against Fresno St., having 6 dunks.Opened career with four straight 10+ point efforts.A consensus 4-star prospect and top 50 player.2X All-Conference and All-State selection at El Dorado HS.Averaged 17.4 points, 16 boards and 7.7 blocks as senior.	CAREER HIGHS PTS: 25 - Fresno State (11/17/17) AST: 2 - (2x), last vs. Oklahoma (11/23/17) REB: 8 - (2x), last vs. Oklahoma (11/23/17) BLK: 3 - (2x), last vs. Fresno State (11/17/17)
YEAR	GP/GS	PPG	APG	RPG	BPG	FG%	FT%																						
2017-18	8/0	12.0	0.8	5.8	1.4	.647	.667																						
Career	8/0	12.0	0.8	5.8	1.4	.647	.667																						
13		DUSTIN THOMAS ■ SR ■ F ■ 6-8 ■ 225 Texarkana, Texas ■ University of Colorado	<table><tr><th>YEAR</th><th>GP/GS</th><th>PPG</th><th>RPG</th><th>BPG</th><th>SPG</th><th>FG%</th><th>FT%</th></tr><tr><td>2017-18</td><td>5/1</td><td>5.8</td><td>5.0</td><td>--</td><td>0.8</td><td>.444</td><td>.813</td></tr><tr><td>Career</td><td>108/45</td><td>4.5</td><td>3.0</td><td>0.2</td><td>0.4</td><td>.452</td><td>.646</td></tr></table>	YEAR	GP/GS	PPG	RPG	BPG	SPG	FG%	FT%	2017-18	5/1	5.8	5.0	--	0.8	.444	.813	Career	108/45	4.5	3.0	0.2	0.4	.452	.646	<ul style="list-style-type: none">Tied career high with 9 boards against Oklahoma.Started 27 games last year as a redshirt junior.Has four 4-reb efforts in five games this season.Finished with 13 pts and 5 rebs in against Seton Hall in the NCAA Tournament.	CAREER HIGHS PTS: 17 - USC (01/04/15) REB: 9 - (2x), last vs. Oklahoma (11/23/17) BLK: 2 - (2x), last vs. California (2/12/15) STL: 3 - (2x), last at LSU (02/11/17)
YEAR	GP/GS	PPG	RPG	BPG	SPG	FG%	FT%																						
2017-18	5/1	5.8	5.0	--	0.8	.444	.813																						
Career	108/45	4.5	3.0	0.2	0.4	.452	.646																						
20		DARIOUS HALL ■ FR ■ F ■ 6-6 ■ 210 Little Rock, Ark. ■ Mills University Studies HS	<table><tr><th>YEAR</th><th>GP/GS</th><th>PPG</th><th>RPG</th><th>SPG</th><th>FG%</th><th>3FG%</th><th>FT%</th></tr><tr><td>2017-18</td><td>8/0</td><td>3.5</td><td>2.8</td><td>0.5</td><td>.458</td><td>.429</td><td>.500</td></tr><tr><td>Career</td><td>8/0</td><td>3.5</td><td>2.8</td><td>0.5</td><td>.458</td><td>.429</td><td>.500</td></tr></table>	YEAR	GP/GS	PPG	RPG	SPG	FG%	3FG%	FT%	2017-18	8/0	3.5	2.8	0.5	.458	.429	.500	Career	8/0	3.5	2.8	0.5	.458	.429	.500	<ul style="list-style-type: none">Recorded season-high 8 points vs. Colorado State.Scored 6 pts, 4 boards and 2 blocks against Bucknell.Named 3X All-State and 2017 5A State Tournament MVP.Ranked the No. 4 player in the state of Arkansas.Earned a four-star rating by ESPN.	CAREER HIGHS PTS: 8 - Colorado State (12/05/17) AST: 1 - Fresno State (11/17/17) REB: 6 - UConn (11/26/17) BLK: 2 - Bucknell (11/12/17)
YEAR	GP/GS	PPG	RPG	SPG	FG%	3FG%	FT%																						
2017-18	8/0	3.5	2.8	0.5	.458	.429	.500																						
Career	8/0	3.5	2.8	0.5	.458	.429	.500																						
22		GABE OSABUOHIE ■ FR ■ F ■ 6-8 ■ 219 Toronto, Canada ■ Southwest Christian Aca.	<table><tr><th>YEAR</th><th>GP/GS</th><th>PPG</th><th>APG</th><th>BPG</th><th>SPG</th><th>FG%</th><th>FT%</th></tr><tr><td>2017-18</td><td>5/0</td><td>1.6</td><td>0.2</td><td>--</td><td>0.2</td><td>.400</td><td>.000</td></tr><tr><td>Career</td><td>5/0</td><td>1.6</td><td>0.2</td><td>--</td><td>0.2</td><td>.400</td><td>.000</td></tr></table>	YEAR	GP/GS	PPG	APG	BPG	SPG	FG%	FT%	2017-18	5/0	1.6	0.2	--	0.2	.400	.000	Career	5/0	1.6	0.2	--	0.2	.400	.000	<ul style="list-style-type: none">Has taken 4 of the teams' 19 charges this season.Ranked the No. 5 player in the state of Arkansas.Ranked the No. 63 small forward by 247Sports.Played for Team Loaded N. Carolina on the Adidas Circuit.	CAREER HIGHS PTS: 4 - Colorado State (12/05/17) AST: 1 - UConn (11/26/17) REB: 3 - (2x), last vs. Colorado St. (12/05/17) BLK: -
YEAR	GP/GS	PPG	APG	BPG	SPG	FG%	FT%																						
2017-18	5/0	1.6	0.2	--	0.2	.400	.000																						
Career	5/0	1.6	0.2	--	0.2	.400	.000																						
23		C.J. JONES ■ SO ■ G ■ 6-5 ■ 175 Birmingham, Ala. ■ Central Park Christian	<table><tr><th>YEAR</th><th>GP/GS</th><th>PPG</th><th>APG</th><th>SPG</th><th>FG%</th><th>3FG%</th><th>FT%</th></tr><tr><td>2017-18</td><td>8/0</td><td>10.8</td><td>0.8</td><td>0.4</td><td>.500</td><td>.405</td><td>1.000</td></tr><tr><td>Career</td><td>29/0</td><td>4.9</td><td>0.4</td><td>0.1</td><td>.490</td><td>.443</td><td>.875</td></tr></table>	YEAR	GP/GS	PPG	APG	SPG	FG%	3FG%	FT%	2017-18	8/0	10.8	0.8	0.4	.500	.405	1.000	Career	29/0	4.9	0.4	0.1	.490	.443	.875	<ul style="list-style-type: none">Is averaging 15.3 points per game in the last four games.Has broke or tied his career high in scoring in three of the last four games.81 of his 137 career points have come from deep.Has four straight games with at least 3 made 3-pointers.	CAREER HIGHS PTS: 19 - (2x), last vs. Colorado St. (12/05/17) AST: 2 - (2x), last vs. Colorado St. (12/05/17) STL: 1 - (4x), last vs. Uconn (11/26/17) 3FGM: 4 - North Carolina (11/24/17)
YEAR	GP/GS	PPG	APG	SPG	FG%	3FG%	FT%																						
2017-18	8/0	10.8	0.8	0.4	.500	.405	1.000																						
Career	29/0	4.9	0.4	0.1	.490	.443	.875																						
31		ANTON BEARD ■ SR ■ G ■ 6-0 ■ 185 North Little Rock, Ark. ■ North Little Rock HS	<table><tr><th>YEAR</th><th>GP/GS</th><th>PPG</th><th>RPG</th><th>SPG</th><th>FG%</th><th>3FG%</th><th>FT%</th></tr><tr><td>2017-18</td><td>8/8</td><td>11.9</td><td>2.8</td><td>1.1</td><td>.380</td><td>.286</td><td>.871</td></tr><tr><td>Career</td><td>102/36</td><td>7.0</td><td>2.1</td><td>1.0</td><td>.381</td><td>.331</td><td>.714</td></tr></table>	YEAR	GP/GS	PPG	RPG	SPG	FG%	3FG%	FT%	2017-18	8/8	11.9	2.8	1.1	.380	.286	.871	Career	102/36	7.0	2.1	1.0	.381	.331	.714	<ul style="list-style-type: none">Scored 10+ points in six of eight games, including each of the first five to start the season.Has played in a team-high 102 games as a Razorback.Averaged 7.2 points and 2.1 boards per game as a junior.Named to SEC All-Freshman team in 2014-15.	CAREER HIGHS PTS: 18 - Georgia (01/23/16) AST: 7 - LSU (01/21/17) STL: 5 - Milwaukee (12/22/14) 3FGM: 4 - Ole Miss (02/14/15)
YEAR	GP/GS	PPG	RPG	SPG	FG%	3FG%	FT%																						
2017-18	8/8	11.9	2.8	1.1	.380	.286	.871																						
Career	102/36	7.0	2.1	1.0	.381	.331	.714																						
HC		 1980-82 - Student-Athlete	 1982-85 - Volunteer Assistant	 1985-89 - Volunteer Assistant 1989-00 - Assistant Coach 2000-02 - Assistant Head Coach	 2002-06 - Head Coach 89-41 (.680)	 2006-11 - Head Coach 111-57 (.660)	 2011-Present - Head Coach 134-76 (.638)																						