



# ARKANSAS RAZORBACKS

1 National Championship » 6 Final Four Appearances » 10 Sweet 16 Appearances » 31 NCAA Appearances

## » 2017-18 SCHEDULE »

Overall: 9-2 | SEC: 0-0 | H: 6-0 | A: 0-1 | N: 3-1

NOVEMBER	TV	W/L	SCORE
10 Samford	SEC Network +	W	95-56
12 Bucknell	SEC Network	W	101-73
17 Fresno State	SEC Network +	W	83-75
23 vs. Oklahoma^	ESPN2	W	92-83
24 vs. #9 North Carolina^	ESPN	L	87-68
26 vs. UConn^	ESPN	W	102-67

### DECEMBER

2 at Houston	CBS Sports	L	91-65
5 Colorado State	SEC Network +	W	92-66
9 #14 Minnesota	SEC Network	W	95-79
16 vs. Troy+	None	W	88-63
19 Oral Roberts	SEC Network +	W	104-69
27 CSU Bakersfield	SEC Network		7 p.m.
30 #20 Tennessee*	SEC Network		Noon

### JANUARY

2 at Mississippi State*	SEC Network		8 p.m.
6 at Auburn*	ESPNU		5 p.m.
10 LSU*	SEC Network		8 p.m.
13 Missouri*	ESPN2		5 p.m.
17 at #22 Florida*	ESPN2		6 p.m.
20 Ole Miss*	SEC Network		2:30 p.m.
23 at Georgia*	SEC Network		5:30 p.m.
27 Oklahoma State%	ESPN2		5 p.m.
30 at #9 Texas A&M*	ESPNU		8 p.m.

### FEBRUARY

3 at LSU*	SEC Network		2:30 p.m.
6 South Carolina*	ESPN2		6 p.m.
10 Vanderbilt*	SEC Network		7:30 p.m.
13 at Ole Miss*	SEC Network		6 p.m.
17 #9 Texas A&M*	ESPN/2		3 p.m.
20 #8 Kentucky*	ESPN		8 p.m.
24 at Alabama*	SEC Network		5 p.m.
27 Auburn*	SEC Network		8 p.m.

### MARCH

3 at Missouri*	ESPN/2		5 p.m.
7-11 at SEC Tournament	St. Louis		TBD

+ at Verizon Arena (North Little Rock, Ark.)  
 ^ Phil Knight Invitational (Portland, Oregon)  
 % Big12/SEC Challenge  
 \* SEC Game

5

» See page 5 for a full breakdown of Arkansas' 50 dunks through the first 11 games and how it ranks in recent history.

## » THE MATCHUP »

### ARKANSAS RAZORBACKS (9-2)

**Head Coach:** Mike Anderson (Tulsa '82)  
**Record at Arkansas:** 137-76 (7th Season)  
**Overall Record:** 337-174 (16th Season)



VS

### CSU BAKERSFIELD ROADRUNNERS (7-7)

**Head Coach:** Rod Barnes (Ole Miss '88)  
**Record at CSUB:** 113-94 (7th Season)  
**Overall Record:** 298-282 (19th Season)



## » #FASTEST40 STORYLINES »

• Arkansas returns to Bud Walton Arena Wednesday looking to start 7-0 at home for the fifth time in seven seasons under Mike Anderson.

• For the first time since the National Championship run in 1994, Arkansas has scored 90-plus points in seven of its first 11 games.

• Arkansas is one of three teams in the nation to rank in the top 10 in points per game and assist-to-turnover ratio, joining No. 4 Duke and No. 25 Creighton.

• The Razorbacks lead the SEC and rank No. 7 in the nation in assist-to-turnover ratio thanks to 91 assists and just 29 turnovers in the last four games.

• The Razorbacks have four straight games with fewer than 10 turnovers for the first time in the last 20 years.

• Arkansas is the only team in the SEC to have five players scoring in double figures in points, led by 18.5 points per game by Jaylen Barford.

• During the Mike Anderson era, Arkansas is 114-7 in games it led at the half, including 29 consecutive victories. This year, the Razorbacks have led by an average of 17.5 points at the break in their nine wins.

• In six games in Bud Walton Arena this year, the Razorbacks are 6-0 with a +152 scoring margin, including a +119 scoring margin in the first half.

• Jaylen Barford is the only player in the SEC to rank in the top 5 in scoring (4th), field goal percentage (5th) and three-point field goal percentage (5th).

• Arkansas is 9-0 this year when Daniel Gafford records at least one dunk. He has 26 dunks, which is more than six teams in the SEC.

## » GAMEDAY INFORMATION »

**DATE:** Wednesday, Dec. 27, 2017 | 7 p.m. CT  
**LOCATION:** Bud Walton Arena (Fayetteville, Ark.)  
**TV:** SEC Network  
**TALENT:** Richard Cross (PXP), Pat Bradley (Analyst)  
**RADIO:** Razorback/IMG Sports Network  
**TALENT:** Chuck Barrett (PXP), Matt Zimmerman (Analyst)  
**STATS:** ArkansasRazorbacks.com | StatBroadcast  
**SERIES RECORD:** First Meeting  
**NEXT UP:** vs. No. 21 Tennessee - Saturday, Dec. 30 at 12 p.m.

## » A WIN WOULD »

- Extend Arkansas' current winning streak in Bud Walton Arena to 10 games, dating back to last year.
- Send the Razorbacks to a season-long five-game winning streak.
- Give Arkansas 21 consecutive non-conference wins in Bud Walton Arena.

## » TIME IS MONEY »


In 440 minutes of play this season Arkansas has...

- Led for 341 minutes and 26 seconds.
- Led by double digits for 231 minutes and 53 seconds.
- Led for at least 32 minutes in all nine wins.
- Trained for only 89 minutes and seven seconds.
- Recorded three wire-to-wire victories.
- Trained for fewer than two minutes in six games.
- Led by 40-plus points in three different games.

## » HOW THEY COMPARE » BY THE NUMBERS »

	89.5	.506	.415	34.7	17.5	5.4	7.2	73.5	.426	.338	-0.5	+1.7
	≈	≈	≈	≈	≈	≈	≈	≈	≈	≈	≈	≈
	POINTS	FG%	3FG%	BOARDS	ASSISTS	BLOCKS	STEALS	SCORING DEFENSE	FG% DEFENSE	3FG% DEFENSE	REBOUND MARGIN	AST-TO RATIO
	66.9	.414	.309	34.9	13.4	2.6	6.4	67.4	.431	.350	+1.1	+1.0

#FASTEST40



## NUMERICAL ROSTER »

No.	Name	Pos.	Yr.	Ht.	Wt.	Hometown/High School/Last School
0	Jaylen Barford	G	Sr.	6-3	202	Jackson, Tenn./South Side HS/Motlow State CC
1	Trey Thompson	F	Sr.	6-9	265	Madison Ark./Forrest City HS
2	Adrio Bailey	F	So.	6-6	204	Campti, La./Lakeview HS
3	Khalil Garland	G	Fr.	6-5	198	Little Rock, Ark./Parkview HS
4	Daryl Macon	G	Sr.	6-3	185	Little Rock, Ark./Parkview HS/Holmes CC
5	Arlando Cook	F	Sr.	6-8	215	St. Louis, Mo./Madison Prep/Connors State College
10	Daniel Gafford	F	Fr.	6-11	234	El Dorado, Ark./El Dorado HS
11	Jalen Harris*	G	So.	6-2	166	Raleigh, N.C./Word of God Christian Academy/New Mexico
13	Dustin Thomas	F	Sr.	6-8	225	Texarkana, Texas/Pleasant Grove HS/Colorado
14	JT Plummer	G	Sr.	6-1	185	San Antonio, Texas/TMI Episcopal
15	Jonathan Holmes	G	So.	5-10	190	Columbia, Ill./Columbia HS
20	Darius Hall	F	Fr.	6-6	202	Little Rock, Ark./Mills University Studies HS
22	Gabe Osabuohien	F	Fr.	6-8	219	Toronto, Canada/Southwest Christian Academy
23	C.J. Jones	G	So.	6-5	175	Birmingham, Ala./Central Park Christian
31	Anton Beard	G	Sr.	6-0	198	N. Little Rock, Ark./North Little Rock HS

\*Will sit out the 2017-18 season due to NCAA transfer rules

## COACHING STAFF »

Title	Name	Experience	Alma Mater
Head Coach	Mike Anderson	7th Year	Tulsa, '82
Associate Head Coach	Melvin Watkins	7th Year	Charlotte, '77
Assistant Coach	TJ Cleveland	7th Year	Arkansas, '02
Assistant Coach	Scotty Thurman	2nd Year	Philander-Smith, '03
Director of Operations	Matt Zimmerman	7th Year	Arkansas, '90
Director of S-A Development	Jeff Daniels	7th Year	Montevallo, '82
Video Coordinator	Will Bartlett	7th Year	Missouri, '09
Graduate Assistant	Riley Hall	2nd Year	Arkansas, '16
Graduate Assistant	Velton Kennedy	1st Year	Arkansas, '17
Athletic Trainer	Dave England	35th Year	Arkansas, '80



**#0 Jaylen Barford**  
Sr. | G | 6-3 | 202 | Jackson, Tenn.



**#1 Trey Thompson**  
Sr. | F | 6-9 | 265 | Madison, Ark.



**#2 Adrio Bailey**  
So. | F | 6-6 | 204 | Campti, La.



**#3 Khalil Garland**  
Fr. | G | 6-5 | 198 | Little Rock, Ark.



**#4 Daryl Macon**  
Sr. | G | 6-3 | 185 | Little Rock, Ark.



**#5 Arlando Cook**  
Sr. | F | 6-8 | 215 | St. Louis, Mo.



**#10 Daniel Gafford**  
Fr. | F | 6-11 | 234 | El Dorado, Ark.



**#11 Jalen Harris**  
So. | G | 6-2 | 164 | Raleigh, N.C.



**#13 Dustin Thomas**  
Sr. | F | 6-8 | 225 | Texarkana, Texas



**#15 Jonathan Holmes**  
So. | G | 5-10 | 190 | Columbia, Ill.



**#20 Darius Hall**  
Fr. | F | 6-6 | 210 | Little Rock, Ark.



**#22 Gabe Osabuohien**  
Fr. | F | 6-8 | 219 | Toronto, Canada



**#23 C.J. Jones**  
So. | G | 6-5 | 175 | Birmingham, Ala.



**#31 Anton Beard**  
Sr. | G | 6-0 | 185 | North Little Rock, Ark.



**Mike Anderson**  
Head Coach | 7th Season

## A-Z ROSTER »

No.	Name	Yr.
2	Bailey, Adrio	So.
0	Barford, Jaylen	Sr.
31	Beard, Anton	Sr.
5	Cook, Arlando	Sr.
10	Gafford, Daniel	Fr.
3	Garland, Khalil	Fr.
20	Hall, Darius	Fr.
11	Harris, Jalen	So.
15	Holmes, Jonathan	So.
23	Jones, C.J.	So.
4	Macon, Daryl	Sr.
22	Osabuohien, Gabe	Fr.
14	Plummer, JT	Sr.
13	Thomas, Dustin	Sr.
1	Thompson, Trey	Sr.

## BY STATE »

<b>Alabama (1)</b>		
23	C.J. Jones	Birmingham, Ala.
<b>Arkansas (6)</b>		
1	Trey Thompson	Madison Ark.
3	Khalil Garland	Little Rock, Ark.
4	Daryl Macon	Little Rock, Ark.
10	Daniel Gafford	El Dorado, Ark.
20	Darius Hall	Little Rock, Ark.
31	Anton Beard	N. Little Rock, Ark.
<b>Canada (1)</b>		
22	Gabe Osabuohien	Toronto
<b>Illinois (1)</b>		
15	Holmes, Jonathan	Columbia, Ill.
<b>Louisiana (1)</b>		
2	Adrio Bailey	Campti, La.
<b>Missouri (1)</b>		
5	Arlando Cook	St. Louis, Mo.
<b>North Carolina (1)</b>		
11	Jalen Harris*	Raleigh, N.C.
<b>Tennessee (1)</b>		
0	Jaylen Barford	Jackson, Tenn.
<b>Texas (2)</b>		
13	Dustin Thomas	Texarkana, Texas
14	JT Plummer	San Antonio, Texas

## BY CLASS »

<b>SENIORS (7)</b>		<b>Pos.</b>
0	Jaylen Barford	Sr.
1	Trey Thompson	Sr.
4	Daryl Macon	Sr.
5	Arlando Cook	Sr.
13	Dustin Thomas	Sr.
14	JT Plummer	Sr.
31	Anton Beard	Sr.
<hr/>		
<b>SOPHOMORES (4)</b>		
2	Adrio Bailey	So.
11	Jalen Harris*	So.
15	Jonathan Holmes	So.
23	C.J. Jones	So.
<hr/>		
<b>FRESHMEN (4)</b>		
3	Khalil Garland	Fr.
10	Daniel Gafford	Fr.
20	Darius Hall	Fr.
22	Gabe Osabuohien	Fr.

## THE PRONUNCIATIONS »

Adrio Bailey: A-Dree-O  
Gabe Osabuohien: oh-sah-BOY-en

### THE NON-CON SLATE »

• Arkansas is slated to play 13 non-conference games this year, with seven of those teams picked to finish in the top four of their respective league standings.

• The Razorbacks will play two Final Four teams from last year during the regular season after taking on defending National Champion North Carolina during the PK80.

• Arkansas defeated a pair of teams ranked in the Mid-Major Top 25 poll on opening weekend, with Bucknell checking in at No. 6, followed by Samford at No. 20.

Opponent	Conference	Picked
Bucknell	Patriot	W 1st
Minnesota	Big 10	W 2nd
Samford	Southern	W 2nd
North Carolina	Atlantic Coast	L 2nd
Troy	Sun Belt	W 3rd
CSU Bakersfield	Western Athletic	- 4th
Fresno State	Mountain West	W 4th
UConn	American Athletic	W 5th
Colorado State	Mountain West	W 5th
Houston	American	L 6th
Oklahoma	Big 12	W 6th
Oral Roberts	Summit	W 7th
Oklahoma State	Big 12	- 10th

### EXCEEDING EXPECTATIONS »

• After being picked to finish sixth in the SEC by the media, Arkansas is looking to finish higher than it was picked for the fifth straight season.

Year	Picked	Finished
2017-18	6th	TBD
2016-17	5th	T-3rd
2015-16	11th	T-8th
2014-15	3rd	2nd
2013-14	8th	5th

### SUSTAINED SUCCESS »

• The Razorbacks are one of four teams in the league to finish .500 or better in SEC play each of the last five years.

• Arkansas and Kentucky are the only schools to finish in the top three of the SEC in two of the last three years.

### THE 2018 SIGNING CLASS »

• The Razorbacks signed six incoming freshmen during the 2018 early signing period, ranking as the 17th-best class in the country by ESPN.

Signee	Pos.	Ht.	Hometown
Ethan Henderson	6-9	F	Little Rock, Ark.
Reggie Chaney	6-8	F	Tulsa, Okla.
Jordan Phillips	6-7	G	Cedar Hill, Texas
Keyshawn Embery	6-3	G	Oklahoma City
Isaiah Joe	6-4	G	Fort Smith, Ark.
Desi Sills	6-2	G	Jonesboro, Ark.

### THE RUNNIN' RAZORBACKS »

• Arkansas has 30 runs of seven points or more in 11 games this season, compared to just 11 by opponents.

• The Razorbacks have multiple runs of seven points or more in nine of 11 games.

Run	Ark	Opp
7-0	7	1
8-0	4	4
9-0	6	1
10-0	2	2
11-0	3	1
13-0	2	2
14-0	2	-
15-0	1	-
16-0	1	-
19-0	2	-
<b>Total Runs</b>	<b>30</b>	<b>11</b>

• Arkansas has 13 runs of 10 or more points through 11 games this season, including four in the season opener against Samford and three in Arkansas' last outing against Oral Roberts.

• Arkansas has held opponents scoreless for 5-plus minutes four times this season, including two of the last three games against Colorado State (6:23) and Troy (5:41), leading to runs of 19 and 13, respectively.

### NO CUPCAKE FOR YOU »

• Arkansas' opponents so far have combined for a 86-56 record with five of the 11 schools posting 10+ wins.

• According to ESPN, the Razorbacks have the No. 12 RPI in the nation and the 28th-toughest strength of schedule in the country.

Opponent	Result	Record
#13 North Carolina	L	11-2
#14 Minnesota	W	11-3
Oklahoma	W	10-1
Fresno State	W	10-3
Houston	L	10-2
UConn	W	7-5
Colorado State	W	7-6
Troy	W	6-7
Bucknell	W	6-7
Samford	W	4-9
Oral Roberts	W	4-11
<b>Totals...</b>	<b>9-2</b>	<b>86-56</b>

### BEST RETURNING DUO IN 24 YEARS »

• Jaylen Barford and Daryl Macon are the first Razorback duo since Scotty Thurman and Corliss Williamson to return after both players recorded 450-plus points and 70-plus assists the previous season. (via @HogStats)

Player	Season	Assists	Points
Daryl Macon	2016-17	80	483
Jaylen Barford	2016-17	72	459
Corliss Williamson	1993-94	74	695
Scotty Thurman	1993-94	103	539

### RECORD BREAKDOWN

At Home (Bud Walton Arena)	6-0
On The Road	0-1
Neutral	3-1
White Uniforms	7-0
Cardinal Uniforms	0-1
Anthracite Uniforms	0-0
Special Edition PK80 Uniforms	2-1

### HALFTIME/LEADS/OVERTIME

Leading at the half, home	7-0
Leading at the half, road/neutral	2-0
Tied at the half, home	0-0
Tied at the half, road/neutral	0-0
Trailing at the half, home	0-0
Trailing at the half, road/neutral	0-2
Games decided by 5 points or fewer	0-0
Games decided by 10 points or fewer	2-0
Leading with 5:00 left	9-0
Leading with 2:00 left	9-0
Overtime games	0-0

### OFFENSE

Scoring less than 70 points	0-2
Scoring 70-79 points	0-0
Scoring 80-89 points	2-0
Scoring 90-99 points	4-0
Scoring 100+ points	3-0
2 Players Or Less in Double Figures	0-0
3 Players in Double Figures	2-1
4 Players in Double Figures	4-1
5 Players in Double Figures	1-0
6 Players in Double Figures	2-0
7 Players in Double Figures	0-0
1 Player Scores 20 Points	5-1
2 Players Score 20 Points	1-0
When shooting 50 percent or higher	7-0
When shooting less than 50 percent	2-2

### REBOUNDING/TURNOVERS

When outrebounding opponent	5-0
When outrebounded	4-2
When rebounds are even	0-0
When grabbing 10+ offensive reb	2-0
When forcing 15+ turnovers	6-0
When committing less than 15 turnovers	8-2
When committing 15+ turnovers	1-0

### Top Scorers (Includes Ties)

Jaylen Barford	6-2
Daryl Macon	3-0
C.J. Jones	1-0
Daniel Gafford	1-0
Anton Beard	0-1

### Top Rebounders (Includes Ties)

Trey Thompson	2-0
Daniel Gafford	4-2
Dustin Thomas	1-1
Anton Beard	1-0
Darius Hall	1-0
Jaylen Barford	1-0

### Months

In November	5-1
In December	4-1
In January	0-0
In February	0-0
In March	0-0

## SERIES HISTORY »

Series:	0-0, First Meeting
In Fayetteville:	0-0, First Meeting
In Bakersfield:	0-0

## NEWS AND NOTES »

Arkansas has recorded nine victories over AP Top 25 teams during the Mike Anderson era, including at least one in six of his first seven years.

Jaylen Barford leads the country with eight games of 15+ points, 2+ rebounds, 2+ assists and less than 3 turnovers.

For just the second time since joining the SEC, Arkansas had three players with six-plus assists in the season opener against Samford.

The last time Arkansas led by 20+ points at halftime in the first two games of the season was during the 1993-94 National Championship season. The Razorbacks have led by 20 or more points three times this season (3-0).

For the first time in the last 70 years, Arkansas opened the season with back-to-back wins of at least 28 points.

The Razorbacks are the only high-major program in country with seven seniors on its roster. TCU and Minnesota both have six.

Freshman Daniel Gafford went 8-of-8 from the floor against No. 14 Minnesota, becoming the seventh Razorback and third freshman in the last 30 years to go 8-of-8 or better from the field (via @HogStats). Finished with 16 points, seven rebounds and a career-high six blocks.

Against Fresno State (Nov. 17), Daniel Gafford became the first Razorback in 22 years to record 25+ points, 8+ rebounds and 3+ blocks coming off the bench (via @HogStats).

Arkansas recorded 28 assists in the season opener, marking the third time in the 21st century and the second time in the Anderson era the Razorbacks had 28-plus assists in a game. The Razorbacks recorded 27 assists against Oral Roberts last Tuesday.

During the last seven years, Arkansas is 43-3 when dishing out 20 assists, including a 31-1 mark in non-conference play. The Razorbacks are 4-0 this season when recording 20-plus dimes.

Daryl Macon and Jaylen Barford are looking to become the sixth and seventh players in program history to score 1,000 points as a Razorback in just two seasons. They could follow in the footsteps of Martin Terry, Scotty Thurman, Todd Day, Dusty Hannahs and Bobby Portis.

Player	Games	Years	PPG	Points
Martin Terry	52	1972-73	26.3	1,368
Scotty Thurman	65	1993-94	16.6	1,079
Todd Day	67	1989-90	16.5	1,109
Dusty Hannahs	68	2016-17	15.4	1,047
Bobby Portis	70	2014-15	15.0	1,047
Jaylen Barford	47	2017-18	14.1	663
Daryl Macon	47	2017-18	13.9	651

## MISCELLANEOUS STATISTICS »

### Double-Figure Scoring Games

Player	13-14	14-15	15-16	16-17	17-18	Career
Beard	--	8	7	14	9	38
Barford	--	--	--	27	10	37
Macon	--	--	--	27	9	36
Thomas	1	3	--	4	--	8
Jones	--	--	--	2	7	9
Gafford	--	--	--	--	8	8
Bailey	--	--	--	1	2	3
Thompson	--	0	2	0	--	2
Hall	--	--	--	--	1	1

### 20-Point Scoring Games

Player	13-14	14-15	15-16	16-17	17-18	Career
Barford	--	--	--	5	4	9
Macon	--	--	--	3	3	6
Gafford	--	--	--	--	1	1

### 30-Point Scoring Games

Player	13-14	14-15	15-16	16-17	17-18	Career
Macon	--	--	--	1	--	1

### 3 + Three-Pointers in a Game

Player	13-14	14-15	15-16	16-17	17-18	Career
Macon	--	--	--	11	5	16
Jones	--	--	--	1	6	7
Beard	--	2	1	2	--	5
Barford	--	--	--	2	3	5
Thomas	0	1	--	0	--	1

### 5 + Three-Pointers in a Game

Player	13-14	14-15	15-16	16-17	17-18	Career
Macon	--	--	--	1	2	3
Jones	--	--	--	--	2	2

### Double Figure Rebounding Games

Player	13-14	14-15	15-16	16-17	17-18	Career
Thompson	--	0	0	1	1	2

### Double-Doubles

Player	13-14	14-15	15-16	16-17	17-18	Career
--	--	--	--	--	--	--

### 5 + Assist Games

Player	13-14	14-15	15-16	16-17	17-18	Career
Macon	--	--	--	5	4	9
Thompson	--	0	1	1	2	4
Beard	--	0	0	2	2	4
Barford	--	--	--	1	3	4

### 3 + Steals in a Game

Player	13-14	14-15	15-16	16-17	17-18	Career
Barford	--	--	--	6	1	7
Beard	--	4	1	2	--	7
Macon	--	--	--	2	1	3
Thomas	0	1	--	1	--	2
Thompson	--	0	0	1	--	1
Bailey	--	--	--	1	--	1

### 3 + Blocks in a Game

Player	13-14	14-15	15-16	16-17	17-18	Career
Thompson	--	0	2	1	--	3
Gafford	--	--	--	--	4	4
Jones	--	--	--	1	--	1
Cook	--	--	--	1	--	1
Bailey	--	--	--	--	1	1



# WELCOME TO THE #DUNKPALACE

## DUNKS BY PLAYER »

Daniel Gafford	26
Adrio Bailey	10
C.J. Jones	4
Trey Thompson	3
Darius Hall	3
Gabe Osabuohien	2
Jaylen Barford	1
Daryl Macon	1
8 Players	50

## MOST DUNKS IN A GAME »

12	Samford (11/10/17)
7	Troy (12/16/17)
7	Fresno State (11/17/17)
6	Oral Roberts (12/19/17)
5	Colorado State (12/5/17)
4	UConn (11/26/17)
4	Bucknell (11/12/17)
3	Minnesota (12/09/17)
2	Oklahoma (11/23/17)

## MOST DUNKS IN A HALF »

8	2nd	Samford (11/10/17)
6	2nd	Fresno State (11/17/17)
5	2nd	Troy (12/16/17)
4	1st	Oral Roberts (12/19/17)
4	1st	Samford (11/10/17)
3	2nd	Colorado State (12/5/17)
3	2nd	UConn (11/26/17)

## RECORD BY DUNKS »

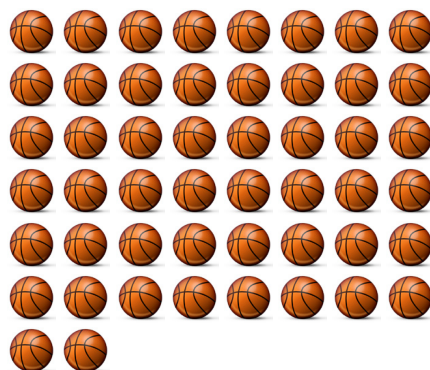
5+ Dunks	5-0
4+ Dunks	6-0
2+ Dunks	9-0
1 Dunk	0-0
Held Without a Dunk	0-2

## MOST DUNKS IN THE SEC »

Alabama	62
Mississippi State	59
Texas A&M	52
Arkansas	50
Kentucky	45
Missouri	44
Auburn	43
LSU	33
Florida	27
Vanderbilt	26
Tennessee	24
Ole Miss	21
Georgia	18
South Carolina	13

**Daniel Gafford has more  
Dunks than 4 SEC teams »**

## 50 DUNKS IN 11 GAMES



• Arkansas' 50 dunks are the most through 11 games of the Mike Anderson era. The next fastest team to reach 50 dunks was the 2013-14 team, which needed 14 games.

• Arkansas' 12 dunks against Samford are the most throwdowns of the Mike Anderson era in a single game with the previous high of eight coming against Mississippi State on Jan. 23, 2013.

Dunks	Opponent	Year
12	Samford	2017-18
8	Mississippi State	2012-13
7	Troy	2017-18
7	Fresno State	2017-18
7	Minnesota	2012-13
7	Alabama A&M	2012-13
7	Northwestern State	2015-16
7	Northwestern State	2014-15
7	Vanderbilt	2014-15

• Three of the four highest single-game dunk totals of the Mike Anderson era have come this season.

• The Razorbacks tallied just 46 dunks last season in 36 games.

"This might be the most  
**ATHLETIC**  
team I've ever had as a  
head coach." - Mike Anderson

# MIKE ANDERSON



## CAREER NUMBERS

**At Arkansas:** 137-76 (7th Year)

2017-18 » 9-2  
2016-17 » 26-10 (NCAA, Second Round)  
2015-16 » 16-16  
2014-15 » 27-9 (NCAA, Third Round)  
2013-14 » 22-12 (NIT, Second Round)  
2012-13 » 19-13  
2011-12 » 18-14

**At Missouri:** 111-57 (5 Years)

2010-11 » 23-11 (NCAA Second Round)  
2009-10 » 23-11 (NCAA Second Round)  
2008-09 » 31-7 (NCAA Elite Eight)  
2007-08 » 16-16  
2006-07 » 18-12

**At Alabama-Birmingham (UAB):** 89-41 (4 Years)

2005-06 » 24-7 (NCAA First Round)  
2004-05 » 22-11 (NCAA Second Round)  
2003-04 » 22-10 (NCAA Sweet 16, C-USA Co-Champs)  
2002-03 » 21-13 (NIT Quarterfinals)

**Overall Record**     **337-174 (16th Year)**

## IT'S A NUMBERS GAME

**Postseason Tournaments**

**1 2 3 4 5 6 7 8 9 10**

**20-Win Seasons**

**1 2 3 4 5 6 7 8 9 10**

**NCAA Tournaments**

**1 2 3 4 5 6 7 8**

**30-Win Seasons**

**1**

**Losing Seasons**

**0**

## PERSONAL INFO

Born: Dec. 12, 1959  
Hometown: Birmingham, Ala.  
Alma Mater: Tulsa (1982)  
Wife: Marcheita  
Children: Darcheita, Michael Jr., Yvonne  
Date Named Head Coach at Arkansas: March 23, 2011

**HEAD COACH**  
**7TH SEASON AT ARKANSAS**  
**16TH SEASON OVERALL**

Razorback Nation welcomed home one of its own on March 23, 2011, when Mike Anderson was named the 12th head men's basketball coach in Arkansas history. Charged with bringing back the winning tradition that was synonymous with the Razorback program throughout the '80s and '90s, Anderson enters his seventh season at Arkansas and 16th year as a head coach in 2017-18.

Anderson continued to bring Razorback basketball back to national relevance in 2016-17, leading Arkansas to a 26-10 record, a spot in the SEC Tournament Championship game and on the brink of knocking off the eventual National Champion North Carolina Tar Heels with the Sweet 16 on the line.

The Razorbacks posted the seventh-most wins in program history last season, as Anderson led his squad to 12 SEC victories for the fifth time in school history and captured six conference road victories, tying the 1994 championship team and the 2015 NCAA Tournament squad for the most in the SEC era. The Razorbacks ended the season 8-3 in their last 11 SEC road contests, the best stretch since the end of the 1993-94 and beginning of the 1994-95 seasons. Arkansas used its second-best free throw percentage in school history (.761) to post a 4-0 record in games decided by one possession and a perfect 24-0 mark when leading with two minutes left in the contest.

The outlook on Razorback basketball has never been brighter, as Anderson welcomes a top-25 recruiting class to Fayetteville for the upcoming season that features four of the top five players in the state of Arkansas. Three of the four players are listed as four-star prospects by ESPN as Anderson's staff continues to land the best talent in the state.

During the last four years, 17 current or former players have received their degree from the University of Arkansas, including five individuals during the 2016-17 season. Seniors Dusty Hannahs, Moses Kingsley and Manuele Watkins walked across the stage, while junior Trey Thompson participated in commencement and is scheduled to complete his degree in December and wear the coveted "SEC Graduate" patch on his uniform during the 2017-18 campaign. Former Razorback great and all-time assist leader Kareem Reid walked across the stage 18 years after his final game as a Hog, and former graduate transfer Willy Kouassi graduated in the summer of 2017 with his master's degree.

During his first six seasons at Arkansas, Anderson produced a 128-74 record and was the first head coach in program history to win 18 or more games in each of his first four years. Anderson has also re-established Bud Walton Arena as one of the toughest places to play and brought excitement back to the tradition-rich program. Since his return to Fayetteville, the Razorbacks are tied for the fourth-most home victories in the country with 95 and are one of four teams in the country with 95-plus wins and 15 or fewer losses at home over the last six seasons. The 2012-13 squad posted just the third unbeaten SEC home record (9-0) in program history and the first since 1998. The success on-and-off the court has translated into fan support as Arkansas returned to the top 25 in national attendance the first six years, including No. 12 in 2016-17.

## CONSISTENCY

*Head coach Mike Anderson is one of just four current Division I coaches with 15-plus years of head coaching experience and zero losing seasons. He is the only coach to accomplish the feat at three different programs.*

<b>Coach</b>	<b>Schools</b>	<b>Yrs</b>
Roy Williams	Kansas/UNC	30th
Tom Izzo	Michigan State	23rd
Mark Few	Gonzaga	18th
<b>Mike Anderson</b>	<b>UAB/Missouri/Arkansas</b>	<b>16th</b>

## BY THE NUMBERS »

4

» At least four Arkansas players have earned SEC Academic Honor Roll honors each of the last four years.

18

» Arkansas has had 18 current and former players graduate since May 2014, averaging 4.5 graduates per academic year.

21

» During the last four years, men's basketball has earned 21 SEC All-Academic honors, including seven in 2015-16.


# PLAY HARD ACT RIGHT

• Senior Trey Thompson has already participated in commencement and is scheduled to complete his degree in December and wear the coveted "SEC Graduate" patch on his uniform during the remainder of the 2017-18 campaign.

• Arkansas had a team grade point average of 2.93 last year, while all four incoming freshman had over a 3.3 GPA during their summer term.

18

CURRENT OR FORMER PLAYERS HAVE GRADUATED IN THE LAST 4 YEARS



## THE NATIONAL POLLS »

### Associated Press Poll (Dec. 18)

RK	TEAM	RECORD	POINTS
1	Villanova (45)	11-0	1,602
2	Michigan State (15)	10-1	1,560
3	Arizona State (5)	10-0	1,429
4	Duke	11-1	1,390
5	<b>North Carolina</b>	<b>10-1</b>	<b>1,332</b>
6	Miami	9-0	1,308
7	<b>Kentucky</b>	<b>9-1</b>	<b>1,231</b>
8	<b>Texas A&amp;M</b>	<b>9-1</b>	<b>1,156</b>
9	Xavier	10-1	1,073
10	West Virginia	9-1	1,040
11	Wichita State	8-2	851
12	Gonzaga	9-2	831
13	Virginia	9-1	796
14	Kansas	8-2	791
15	TCU	10-0	789
16	Purdue	11-2	706
17	<b>Oklahoma</b>	<b>8-1</b>	<b>691</b>
18	Arizona	8-3	396
18	Baylor	9-2	396
20	Cincinnati	9-2	314
21	<b>Tennessee</b>	<b>7-2</b>	<b>308</b>
21	Texas Tech	9-1	308
23	Seton Hall	9-2	223
24	Florida State	9-1	164
25	Creighton	8-2	144

Others receiving votes: **Arkansas 83**, Notre Dame 73, Clemson 35, Louisville 28, Texas 21, Nevada 13, **Oklahoma State 9**, **Minnesota 9**, SMU 5, **Alabama 5**, **Auburn 4**, Virginia Tech 3, Rhode Island 2, Syracuse 2, **Florida 2**, Towson 1, Michigan 1

### USA Today Coaches Poll (Dec. 18)

RK	TEAM	RECORD	POINTS
1	Villanova (26)	11-0	794
2	Michigan State (6)	10-1	765
3	Duke	11-1	676
4	<b>North Carolina</b>	<b>10-1</b>	<b>654</b>
4	Arizona State	10-0	654
6	<b>Kentucky</b>	<b>9-1</b>	<b>636</b>
7	Miami	9-0	590
8	Xavier	10-1	540
9	<b>Texas A&amp;M</b>	<b>9-1</b>	<b>536</b>
10	West Virginia	9-1	508
11	Wichita State	8-2	449
12	TCU	10-0	418
13	Kansas	8-2	404
14	Virginia	9-1	387
15	Gonzaga	9-2	357
16	Purdue	11-2	353
17	<b>Oklahoma</b>	<b>8-1</b>	<b>300</b>
18	Baylor	9-2	210
19	Arizona	8-3	199
20	<b>Tennessee</b>	<b>7-2</b>	<b>140</b>
21	Texas Tech	9-1	129
22	Seton Hall	9-2	126
22	Cincinnati	9-2	126
24	Creighton	8-2	115
25	Florida State	9-1	103

Others receiving votes: Notre Dame 64, **Arkansas 26**, Virginia Tech 26, Texas 22, Louisville 20, **Florida 15**, Clemson 10, Boise State 9, **Missouri 7**, Syracuse 7, Rhode Island 6, **Mississippi State 5**, Loyola-Chicago 4, Saint Mary's 3, Stephen F. Austin 3, Michigan 2, **Oklahoma State 1**, **Alabama 1**

## WEEK-BY-WEEK RANKINGS »

WEEK	AP	COACHES	NCAA RPI
Preseason	NR	RV	--
Nov. 13	RV	RV	--
Nov. 20	RV	RV	--
Nov. 27	RV	RV	--
Dec. 4	NR	NR	13
Dec. 11	RV	RV	9
Dec. 18	RV	RV	8
Dec. 25			
Jan. 1			
Jan. 8			
Jan. 15			
Jan. 22			
Jan. 29			
Feb. 5			
Feb. 12			
Feb. 19			
Feb. 26			
March 5			
March 12			
April 2 (Final)			

### The Last time Arkansas was ranked in the AP...

Top 25:	No. 21	March 16, 2015
Top 15:	No. 15	Nov. 14, 2000
Top 10:	No. 6	1994-95 Final Poll
Top 5:	No. 5	March 7, 1995
No. 1:	No. 1	1994-95 Preseason Poll

## » QUICK FACTS »

### ABOUT ARKANSAS

Location.....	Fayetteville, Ark.
Enrollment .....	27,558
Founded.....	1871
Colors .....	Cardinal (PMS 201) and White
Nickname.....	Razorbacks
Conference.....	Southeastern (SEC)
Arena (Capacity).....	Bud Walton Arena (19,200)

### ADMINISTRATION

System President.....	Dr. Donald R. Bobbitt
Chancellor.....	Dr. Joseph E. Steinmetz
Athletic Director.....	Hunter Yurachek
Faculty Representative .....	Gerald Jordan

### COMMUNICATIONS

Associate Communications Director.....	David Beall
Email .....	jdb048@uark.edu
Office Phone.....	479-575-3114
Cell Phone.....	479-445-5336
Twitter .....	@Beall_sid
Secondary Contact .....	Brent Hull
Email .....	bwh003@uark.edu
Office Fax.....	479-575-7481
Athletic Website .....	ArkansasRazorbacks.com
Bud Walton Arena Press Row.....	479-575-6622
Arkansas Ticket Office.....	479-575-5151

### HISTORY

First Year .....	1923-24
Seasons.....	95th
Overall Conference Championships . 24 (2 SEC, 22 SWC)	
SEC Overall Championships .....	2 (1992, 1994)
SEC Division Championships ..	4 (1992, 1993, 1994, 1995)
SEC Tournament Championships .....	1 (2000)
NCAA Tournament Appearances .....	31*
National Championships.....	1 (1994)
National Runner-Up.....	1 (1995)
NCAA Final Fours.....	6 (1941, 1945, 1978, 1990, 1994, 1995)
NCAA Elite Eight .....	6 (1978, 1979, 1990, 1994, 1995)
NCAA Sweet 16 .....	10
NIT Record (App.) .....	5-4 (3)

\* - Arkansas also received a bid in 1944 but was unable to participate due to a car accident. Total number of appearances is 31.

## » THE LITTLE THINGS MATTER »

Player	Deflections	Charges	Steals	Dunks	Blocks
Adrio Bailey	64	3	6	10	16
Jaylen Barford	53	1	11	1	5
Anton Beard	50	2	12	0	0
Arlando Cook	12	0	3	0	0
Daniel Gafford	74	4	7	26	22
Khalil Garland	0	0	0	0	0
Darius Hall	33	5	6	3	3
Jonathan Holmes	2	0	1	0	0
C.J. Jones	19	0	4	4	3
Daryl Macon	38	0	16	1	2
Gabe Osabuohien	17	4	1	2	0
Dustin Thomas	38	3	4	0	0
Trey Thompson	58	0	8	3	8
<b>Totals</b>	<b>458</b>	<b>22</b>	<b>79</b>	<b>50</b>	<b>59</b>

## » HONORS AND AWARDS »

### Daryl Macon

- SEC Player of the Week (Dec. 18, 2017)
- Preseason coaches All-SEC second team
- SEC All-Tournament Team (2017)
- SEC Player of the Week (Feb. 20, 2017)
- MVP of the Lone Star Shootout (2017)

### Jaylen Barford

- Preseason coaches All-SEC second team
- PK80 Victory Bracket All-Tournament team

### Anton Beard

- SEC All-Freshman (2015)
- SEC Freshman of the Week (Feb. 23, 2015)

### Daniel Gafford

- SEC Freshman of the Week (Dec. 11, 2017)

### Trey Thompson

- SEC Winter Academic Honor Roll (2015-16)
- SEC First Year Academic Honor Roll (2014-15)

### Dustin Thomas

- SEC First Year Academic Honor Roll (2015-16)

## » PROHOGS BY THE NUMBERS »

# #PR HOGS

# 37

» Arkansas has had 37 all-time NBA Draft selections from 35 different players in program history.

# 16

» The Razorbacks have 16 All-Star game appearances by Joe Johnson (7), Sidney Moncrief (5) and Alvin Robertson (4).

# 12

» Arkansas has 12 first round NBA Draft picks in program history with Sidney Moncrief going No. 5 overall in 1979.

## #PROHOGS PRODUCTION »

Arkansas has had 29 former players go on to play in the NBA, including three this season as listed below.

Player	Team	Yrs	Draft Class
Joe Johnson	Jazz	17th	2001 - 10th (UTA)
Patrick Beverley	Rockets	6th	2009 - 42nd (LAC)
Bobby Portis	Bulls	3rd	2015 - 22nd (CHI)



## THE LAST TIME ARKANSAS »

### POINTS »

- Scored 100+ : 12/19/17 - 104 vs. Oral Roberts
- Scored 100+ in an SEC game: 02/10/15 - 101 vs. Auburn
- Scored fewer than 50: 02/09/16 - 46 at Mississippi State

### OVERTIME GAMES »

- Played in an OT game: 01/30/16 vs. Texas Tech, W, 75-68 (OT)
- Played in a 2OT game: 01/16/13 vs. Auburn, W, 88-80 (2 OT)
- Played in a 3OT game: 02/09/80 vs. Houston, L, 90-84 (3 OT)

### VERSUS TOP-25 OPPONENTS »

- Beat an AP Top 25 team: 12/09/17 vs. No. 14 Minnesota, W, 95-79
- Beat an AP Top 15 team: 12/09/17 vs. No. 14 Minnesota, W, 95-79
- Beat an AP Top 10 team: 01/27/16 vs. No. 5 Texas A&M, W, 74-71
- Beat an AP Top 5 team: 01/27/16 vs. No. 5 Texas A&M, W, 74-71

### VERSUS TOP-25 OPPONENTS ON THE ROAD »

- Beat an AP Top 25 team on road: 02/15/17 at No. 21 South Carolina, W, 83-76
- Beat an AP Top 5 team on road: 02/09/94 at No. 4 Kentucky, W, 90-82

### DOUBLE-DOUBLES »

- Two players in same game: 02/17/16 vs. Auburn
  - Moses Kingsley (20 pts, 10 rebs) and Jabril Durham (12 pts, 10 asts)

### 3-POINT SHOOTING »

- 10+ 3FGM in a game: 12/19/17 - 14 vs. Oral Roberts
- 15+ 3FGM in a game: 01/09/16 - 16 vs. Mississippi State

### AT THE CHARITY STRIPE »

- Attempted 30+ FT in a game: 12/02/17 - 30 at Houston
- 20+ FTM in a game: 12/02/17 - 21 (of 30) at Houston
- 25+ FTM in a game: 11/26/17 - 25 (of 33) vs. UConn

### ASSISTS »

- Had 20+ assists: 12/19/17 - 27 vs. Oral Roberts
- Had 20+ assists in back-to-back games: 12/05/17 (22 vs. Colorado State) 12/09/17 (23 vs. Minnesota)
- Had 25+ assists: 12/19/17 - 27 vs. Oral Roberts
- Had 2 players with 5+ assists: 12/16/17 vs. Troy (Macon - 5, Barford - 5)
- Had 3 players with 5+ assists: 11/10/17 vs. Samford (Macon - 8, Barford & Beard - 6)

## THE LAST TIME AN ARKANSAS PLAYER »

### POINTS »

- Scored 30-39 points in a game: 02/18/17 - 30 by Daryl Macon vs. Ole Miss
- Scored 40-49 points in a game: 01/11/92 - 43 by Todd Day vs. LSU
- Scored 50+ points in a game: 11/13/09 - 51 by Rotnei Clarke vs. Alcorn State

### DOUBLE-DOUBLES »

- Points/Rebounds: 03/11/17 - 12 pts and 13 rebs by Moses Kingsley vs. Vanderbilt
- Points/Assists: 02/17/16 - 12 pts and 10 asts by Jabril Durham vs. Auburn

### REBOUNDS »

- Had 15+ rebounds in a game: 03/07/15 - 15 by Bobby Portis vs. LSU
- Had 20+ rebounds in a game: 11/21/97 - 23 by Nick Davis vs. Jackson State

### THREE-POINT SHOOTING »

- 5+ 3FGM in a game: 12/19/17 - 5 (8 att) by C.J. Jones vs. Oral Roberts

### AT THE CHARITY STRIPE »

- 10+ FTA in a game: 11/17/17 - 10 by Daniel Gafford vs. Fresno State
- 10+ FTM in a game: 02/01/17 - 11 (12 att) by Moses Kingsley vs. Alabama

### ASSISTS »

- 5+ assists in a game: 12/16/17 vs. Troy (Macon - 5, Barford - 5)
- Consecutive 5+ assists games: 12/05/17 by Daryl Macon vs. Colorado State (7) 12/09/17 by Daryl Macon vs. Minnesota (8) 12/16/17 by Daryl Macon vs. Troy (5)
- Three straight 5+ assists games: 12/05/17 by Daryl Macon vs. Colorado State (7) 12/09/17 by Daryl Macon vs. Minnesota (8) 12/16/17 by Daryl Macon vs. Troy (5)

- 10+ assists in a game: 03/05/16 - 11 by Jabril Durham vs. South Carolina
- Consecutive 10+ assists games: 01/16/10 - by Courtney Fortson vs. Alabama (10) 01/21/10 - by Courtney Fortson vs. Florida (11)

### BLOCKS »

- Had 3+ blocks in a game: 12/16/17 - 3 by Daniel Gafford vs. Troy
- Had 5+ blocks in a game: 12/09/17 - 6 by Daniel Gafford vs. Minnesota

### STEALS »

- Had 5+ steals in a game: 12/19/17 - 5 by Jaylen Barford vs. Oral Roberts
- Had consecutive 5+ steal games: 01/01/06 - by Ronnie Brewer vs. W. Illinois (5) 01/07/06 - by Ronnie Brewer vs. Miss. State (5)

## » ARKANSAS GAME HIGHS »

POINTS	104	ORAL ROBERTS (12/19/17)
	102	vs UCONN (11/26/17)
	101	BUCKNELL (11/12/17)
FIELD GOALS MADE	41	ORAL ROBERTS (12/19/17)
	39	MINNESOTA (12/09/17)
FIELD GOAL ATTEMPTS	72	vs North Carolina (11/24/17)
	71	BUCKNELL (11/12/17)
FIELD GOAL PERCENTAGE	.600 (33-55)	vs UCONN (11/26/17)
	.594 (41-69)	ORAL ROBERTS (12/19/17)
3 PT FIELD GOALS MADE	14	ORAL ROBERTS (12/19/17)
	11	vs UCONN (11/26/17)
3 PT FG ATTEMPTS	27	vs North Carolina (11/24/17)
	25	ORAL ROBERTS (12/19/17)
3 PT FG PERCENTAGE	.579 (11-19)	vs UCONN (11/26/17)
	.560 (14-25)	ORAL ROBERTS (12/19/17)
FREE THROWS MADE	27	vs Oklahoma (11/23/17)
	25	vs UCONN (11/26/17)
	25	FRESNO STATE (11/17/17)
FREE THROW ATTEMPTS	38	FRESNO STATE (11/17/17)
	33	vs UCONN (11/26/17)
	33	vs Oklahoma (11/23/17)
FREE THROW PERCENTAGE	.818 (27-33)	vs Oklahoma (11/23/17)
	.760 (19-25)	BUCKNELL (11/12/17)
REBOUNDS	42	vs Troy (12/16/17)
	42	vs UCONN (11/26/17)
ASSISTS	28	SAMFORD (11/10/17)
	27	ORAL ROBERTS (12/19/17)
STEALS	14	ORAL ROBERTS (12/19/17)
	10	BUCKNELL (11/12/17)
BLOCKED SHOTS	9	MINNESOTA (12/09/17)
	9	vs North Carolina (11/24/17)
TURNOVERS	16	vs Oklahoma (11/23/17)
	14	vs UCONN (11/26/17)
FOULS	27	MINNESOTA (12/09/17)
	22	COLORADO STATE (12/05/17)

## » ARKANSAS GAME LOWS »

POINTS	65	at Houston (12/02/17)
	68	vs North Carolina (11/24/17)
	83	FRESNO STATE (11/17/17)
FIELD GOALS MADE	19	at Houston (12/02/17)
	27	FRESNO STATE (11/17/17)
FIELD GOAL ATTEMPTS	27	vs North Carolina (11/24/17)
	55	vs UCONN (11/26/17)
	55	at Houston (12/02/17)
FIELD GOAL PERCENTAGE	.345 (19-55)	at Houston (12/02/17)
	.375 (27-72)	vs North Carolina (11/24/17)
3 PT FIELD GOALS MADE	4	FRESNO STATE (11/17/17)
	6	BUCKNELL (11/12/17)
	6	at Houston (12/02/17)
3 PT FG ATTEMPTS	14	FRESNO STATE (11/17/17)
	15	BUCKNELL (11/12/17)
3 PT FG PERCENTAGE	.286 (4-14)	FRESNO STATE (11/17/17)
	.316 (6-19)	at Houston (12/02/17)
FREE THROWS MADE	5	vs North Carolina (11/24/17)
	7	MINNESOTA (12/09/17)
FREE THROW ATTEMPTS	8	vs North Carolina (11/24/17)
	13	MINNESOTA (12/09/17)
FREE THROW PERCENTAGE	.533 (8-15)	ORAL ROBERTS (12/19/17)
	.538 (7-13)	MINNESOTA (12/09/17)
REBOUNDS	25	ORAL ROBERTS (12/19/17)
	29	at Houston (12/02/17)
ASSISTS	7	at Houston (12/02/17)
	10	vs North Carolina (11/24/17)
STEALS	4	at Houston (12/02/17)
BLOCKED SHOTS	1	vs UCONN (11/26/17)
	1	at Houston (12/02/17)
TURNOVERS	5	COLORADO STATE (12/05/17)
FOULS	12	ORAL ROBERTS (12/19/17)
	17	vs UCONN (11/26/17)

## » ARKANSAS INDIVIDUAL GAME HIGHS »

Points	27	Daryl Macon vs Oklahoma (11/23/17)
	27	Jaylen Barford vs Bucknell (11/12/17)
	25	Daryl Macon vs Troy (12/16/17)
	25	Daniel Gafford vs Fresno State (11/17/17)
	24	Jaylen Barford vs UCONN (11/26/17)
Field Goals Made	10	Jaylen Barford vs Bucknell (11/12/17)
	9	Jaylen Barford vs Minnesota (12/09/17)
	9	Jaylen Barford vs UCONN (11/26/17)
	9	Jaylen Barford vs North Carolina (11/24/17)
	9	Daniel Gafford vs Fresno State (11/17/17)
Field Goal Att.	19	Jaylen Barford vs Oklahoma (11/23/17)
	17	Jaylen Barford vs North Carolina (11/24/17)
FG Pct (min 5 made)	1.000 (8-8)	Daniel Gafford vs Minnesota (12/09/17)
	.889 (8-9)	Jaylen Barford vs Oral Roberts (12/19/17)
3-Point FG Made	6	Daryl Macon vs Oklahoma (11/23/17)
	5	C.J. Jones vs Oral Roberts (12/19/17)
	5	Daryl Macon vs Troy (12/16/17)
	5	C.J. Jones vs Minnesota (12/09/17)
3-Point FG Att.	10	C.J. Jones vs North Carolina (11/24/17)
	9	Daryl Macon vs Oral Roberts (12/19/17)
	9	Daryl Macon vs Troy (12/16/17)
3-Pt FG Pct (min 2 made)	1.000 (2-2)	Jaylen Barford vs Oral Roberts (12/19/17)
	.800 (4-5)	Jaylen Barford vs UCONN (11/26/17)
Free Throws Made	7	Jaylen Barford at Houston (12/02/17)
	7	Daryl Macon vs Oklahoma (11/23/17)
	7	Daniel Gafford vs Fresno State (11/17/17)
Free Throw Att.	10	Daniel Gafford vs Fresno State (11/17/17)
	9	Jaylen Barford at Houston (12/02/17)
	9	Jaylen Barford vs Bucknell (11/12/17)
FT Pct (min 5 made)	1.000 (7-7)	Daryl Macon vs Oklahoma (11/23/17)
	1.000 (6-6)	C.J. Jones vs UCONN (11/26/17)
	1.000 (6-6)	Anton Beard vs Oklahoma (11/23/17)
	1.000 (5-5)	Daniel Gafford vs Bucknell (11/12/17)
	1.000 (5-5)	Anton Beard vs Bucknell (11/12/17)
Rebounds	11	Trey Thompson vs Bucknell (11/12/17)
	9	Dustin Thomas vs Oklahoma (11/23/17)
Assists	8	Daryl Macon vs Minnesota (12/09/17)
	8	Daryl Macon vs Samford (11/10/17)
Steals	5	Jaylen Barford vs Oral Roberts (12/19/17)
	3	Daryl Macon vs Troy (12/16/17)
Blocked Shots	6	Daniel Gafford vs Minnesota (12/09/17)
	5	Adrio Bailey vs North Carolina (11/24/17)
Turnovers	4	Trey Thompson vs Fresno State (11/17/17)
	3	Jaylen Barford at Houston (12/02/17)
	3	Trey Thompson at Houston (12/02/17)
	3	Daniel Gafford vs UCONN (11/26/17)
	3	Anton Beard vs North Carolina (11/24/17)
	3	Jaylen Barford vs North Carolina (11/24/17)
	3	Anton Beard vs Oklahoma (11/23/17)
	3	Daniel Gafford vs Oklahoma (11/23/17)
	3	Daryl Macon vs Oklahoma (11/23/17)
	3	Dustin Thomas vs Oklahoma (11/23/17)
	3	Daryl Macon vs Fresno State (11/17/17)
	3	Darius Hall vs Bucknell (11/12/17)
	3	Daryl Macon vs Bucknell (11/12/17)
	3	Adrio Bailey vs Samford (11/10/17)
Fouls	5	Daniel Gafford vs UCONN (11/26/17)
	5	Daniel Gafford vs Bucknell (11/12/17)
	5	Daniel Gafford vs Samford (11/10/17)
Minutes	38	Anton Beard vs North Carolina (11/24/17)
	36	Jaylen Barford vs Minnesota (12/09/17)
	36	Jaylen Barford at Houston (12/02/17)
	35	Anton Beard vs Oklahoma (11/23/17)
	35	Jaylen Barford vs Fresno State (11/17/17)

▶ **STARTING LINEUPS »**

<b>Date</b>	<b>Opponent</b>	<b>G</b>	<b>G</b>	<b>G</b>	<b>F</b>	<b>F</b>	<b>Outcome</b>
Nov. 10	Samford	Barford	Macon	Beard	Bailey	Thompson	W, 95-56
Nov. 12	Bucknell	Barford	Macon	Beard	Bailey	Thompson	W, 101-73
Nov. 17	Fresno State	Barford	Macon	Beard	Bailey	Thompson	W, 83-75
Nov. 23	vs. Oklahoma^	Barford	Macon	Beard	Bailey	Thompson	W, 92-83
Nov. 24	vs. North Carolina^	Barford	Macon	Beard	Bailey	Thompson	L, 87-68
Nov. 26	vs. UConn^	Barford	Macon	Beard	Bailey	Thompson	W, 102-67
Dec. 2	at Houston	Barford	Macon	Beard	Bailey	Thompson	L, 91-65
Dec. 5	Colorado State	Barford	Macon	Beard	Thomas	Thompson	W, 92-66
Dec. 9	Minnesota	Barford	Macon	Beard	Thomas	Gafford	W, 95-79
Dec. 16	vs. Troy+	Barford	Macon	Beard	Thomas	Gafford	W, 88-63
Dec. 19	Oral Roberts	Barford	Macon	Beard	Thomas	Gafford	W, 104-69
Dec. 27	CSU Bakersfield	--	--	--	--	--	--
Dec. 30	Tennessee*	--	--	--	--	--	--
Jan. 2	at Mississippi State*	--	--	--	--	--	--
Jan. 6	at Auburn*	--	--	--	--	--	--
Jan. 10	LSU*	--	--	--	--	--	--
Jan. 13	Missouri*	--	--	--	--	--	--
Jan. 17	at Florida*	--	--	--	--	--	--
Jan. 20	Ole Miss*	--	--	--	--	--	--
Jan. 23	at Georgia*	--	--	--	--	--	--
Jan. 27	Oklahoma State	--	--	--	--	--	--
Jan. 30	at Texas A&M*	--	--	--	--	--	--
Feb. 3	at LSU*	--	--	--	--	--	--
Feb. 6	South Carolina*	--	--	--	--	--	--
Feb. 10	Vanderbilt*	--	--	--	--	--	--
Feb. 13	at Ole Miss*	--	--	--	--	--	--
Feb. 17	Texas A&M*	--	--	--	--	--	--
Feb. 20	Kentucky*	--	--	--	--	--	--
Feb. 24	at Alabama*	--	--	--	--	--	--
Feb. 27	Auburn*	--	--	--	--	--	--
March 3	at Missouri*	--	--	--	--	--	--

^ Phil Knight Invitational (Portland, Oregon)

+ at Verizon Arena (North Little Rock, Ark.)

\* SEC Game

% Big12/SEC Challenge

**LEADS & DEFICITS »**

Date	Opponent	Largest Lead	Largest Deficit	Time Led	Time Trailed	Time Tied	Outcome
Nov. 10	Samford	44 (2nd - 12:09)	1 (1st - 16:52)	38:45	0:07	1:08	W, 95-56
Nov. 12	Bucknell	28 (2nd - 00:19)	3 (1st - 19:37)	37:56	1:41	0:23	W, 101-73
Nov. 17	Fresno State	19 (2nd - 10:32)	6 (1st - 17:50)	35:05	4:42	0:13	W, 83-75
Nov. 23	vs. Oklahoma^	10 (1st - 8:45)	2 (1st - 16:05)	36:29	0:58	2:33	W, 93-83
Nov. 24	vs. North Carolina^	6 (1st - 15:05)	19 (2nd - 0:24)	7:25	31:21	1:14	L, 87-68
Nov. 26	vs. UConn^	42 (2nd - 2:03)	None	39:49	None	0:11	W, 102-67
Dec. 2	at Houston	None	30 (2nd - 3:04)	None	38:34	1:26	L, 91-65
Dec. 5	Colorado State	29 (2nd - 5:43)	11 (1st - 16:10)	32:05	7:34	0:21	W, 92-66
Dec. 9	Minnesota	19 (2nd - 7:59)	None	39:19	None	0:41	W, 95-79
Dec. 16	vs. Troy+	25 (2nd - 1:43)	6 (1st - 18:47)	35:38	4:10	0:12	W, 88-63
Dec. 19	Oral Roberts	40 (2nd - 15:54)	None	38:55	None	1:05	W, 104-69
Dec. 27	CSU Bakersfield	--	--	--	--	--	--
Dec. 30	Tennessee*	--	--	--	--	--	--
Jan. 2	at Mississippi State*	--	--	--	--	--	--
Jan. 6	at Auburn*	--	--	--	--	--	--
Jan. 10	LSU*	--	--	--	--	--	--
Jan. 13	Missouri*	--	--	--	--	--	--
Jan. 17	at Florida*	--	--	--	--	--	--
Jan. 20	Ole Miss*	--	--	--	--	--	--
Jan. 23	at Georgia*	--	--	--	--	--	--
Jan. 27	Oklahoma State	--	--	--	--	--	--
Jan. 30	at Texas A&M*	--	--	--	--	--	--
Feb. 3	at LSU*	--	--	--	--	--	--
Feb. 6	South Carolina*	--	--	--	--	--	--
Feb. 10	Vanderbilt*	--	--	--	--	--	--
Feb. 13	at Ole Miss*	--	--	--	--	--	--
Feb. 17	Texas A&M*	--	--	--	--	--	--
Feb. 20	Kentucky*	--	--	--	--	--	--
Feb. 24	at Alabama*	--	--	--	--	--	--
Feb. 27	Auburn*	--	--	--	--	--	--
March 3	at Missouri*	--	--	--	--	--	--

^ Phil Knight Invitational (Portland, Oregon)

+ at Verizon Arena (North Little Rock, Ark.)

\* SEC Game

% Big12/SEC Challenge



▶ GAME-BY-GAME LEADERS »

Date	Opponent	Points	Rebounds	Assists	Steals	Blocks
Nov. 10	Samford	Two Players (16)	Thompson (8)	Macon (8)	Macon (2)	Gafford (3)
Nov. 12	Bucknell	Barford (27)	Thompson (11)	Macon (4)	Three Players (2)	Two Players (2)
Nov. 17	Fresno State	Gafford (25)	Gafford (8)	Barford (5)	Gafford (2)	Gafford (3)
Nov. 23	vs. Oklahoma^	Macon (27)	Thomas (9)	Thompson (5)	Two Players (2)	Barford (2)
Nov. 24	vs. North Carolina^	Barford (21)	Gafford (6)	Beard (4)	Barford (2)	Bailey (5)
Nov. 26	vs. UConn^	Barford (24)	Hall (6)	Thompson (5)	Five Players (1)	Bailey (1)
Dec. 2	at Houston	Two Players (13)	Two Players (6)	Beard (3)	Four Players (1)	Thompson (1)
Dec. 5	Colorado State	Two Players (19)	Gafford (6)	Macon (7)	Two Players (2)	Gafford (2)
Dec. 9	Minnesota	Barford (22)	Gafford (7)	Macon (8)	Two Players (2)	Gafford (6)
Dec. 16	vs. Troy+	Macon (25)	Barford (7)	Two Players (5)	Macon (3)	Gafford (3)
Dec. 19	Oral Roberts	Barford (18)	Two Players (4)	Three Players (4)	Barford (5)	Three Players (2)
Dec. 27	CSU Bakersfield	--	--	--	--	--
Dec. 30	Tennessee*	--	--	--	--	--
Jan. 2	at Mississippi State*	--	--	--	--	--
Jan. 6	at Auburn*	--	--	--	--	--
Jan. 10	LSU*	--	--	--	--	--
Jan. 13	Missouri*	--	--	--	--	--
Jan. 17	at Florida*	--	--	--	--	--
Jan. 20	Ole Miss*	--	--	--	--	--
Jan. 23	at Georgia*	--	--	--	--	--
Jan. 27	Oklahoma State	--	--	--	--	--
Jan. 30	at Texas A&M*	--	--	--	--	--
Feb. 3	at LSU*	--	--	--	--	--
Feb. 6	South Carolina*	--	--	--	--	--
Feb. 10	Vanderbilt*	--	--	--	--	--
Feb. 13	at Ole Miss*	--	--	--	--	--
Feb. 17	Texas A&M*	--	--	--	--	--
Feb. 20	Kentucky*	--	--	--	--	--
Feb. 24	at Alabama*	--	--	--	--	--
Feb. 27	Auburn*	--	--	--	--	--
March 3	at Missouri*	--	--	--	--	--

^ Phil Knight Invitational (Portland, Oregon)

+ at Verizon Arena (North Little Rock, Ark.)

\* SEC Game

% Big12/SEC Challenge

Date	Opponent	Deflections	Charges	Steals	Dunks	Blocks
Nov. 10	Samford	43	2	7	12	6
Nov. 12	Bucknell	34	1	10	4	5
Nov. 17	Fresno State	42	4	5	7	6
Nov. 23	vs. Oklahoma^	37	3	8	2	4
Nov. 24	vs. North Carolina^	48	1	8	0	9
Nov. 26	vs. UConn^	43	2	5	4	1
Dec. 2	at Houston	27	4	4	0	1
Dec. 5	Colorado State	42	2	6	5	3
Dec. 9	Minnesota	50	1	5	3	9
Dec. 16	vs. Troy+	50	1	7	7	8
Dec. 19	Oral Roberts	42	1	14	6	7
Dec. 27	CSU Bakersfield	--	--	--	--	--
Dec. 30	Tennessee*	--	--	--	--	--
Jan. 2	at Mississippi State*	--	--	--	--	--
Jan. 6	at Auburn*	--	--	--	--	--
Jan. 10	LSU*	--	--	--	--	--
Jan. 13	Missouri*	--	--	--	--	--
Jan. 17	at Florida*	--	--	--	--	--
Jan. 20	Ole Miss*	--	--	--	--	--
Jan. 23	at Georgia*	--	--	--	--	--
Jan. 27	Oklahoma State	--	--	--	--	--
Jan. 30	at Texas A&M*	--	--	--	--	--
Feb. 3	at LSU*	--	--	--	--	--
Feb. 6	South Carolina*	--	--	--	--	--
Feb. 10	Vanderbilt*	--	--	--	--	--
Feb. 13	at Ole Miss*	--	--	--	--	--
Feb. 17	Texas A&M*	--	--	--	--	--
Feb. 20	Kentucky*	--	--	--	--	--
Feb. 24	at Alabama*	--	--	--	--	--
Feb. 27	Auburn*	--	--	--	--	--
March 3	at Missouri*	--	--	--	--	--
<b>TOTALS</b>		<b>458</b>	<b>22</b>	<b>79</b>	<b>50</b>	<b>59</b>

^ Phil Knight Invitational (Portland, Oregon)

+ at Verizon Arena (North Little Rock, Ark.)

\* SEC Game

% Big12/SEC Challenge

# MISCELLANEOUS TEAM STATS »

Date	Opponent	W/L	Points In Paint			Pts Off Turnovers			2nd Chance Pts			Fast Break Pts		
			Ark	Opp.	Diff.	Ark	Opp.	Diff.	Ark	Opp.	Diff.	Ark	Opp.	Diff.
Nov. 10	Samford	W	44	20	+24	35	14	+21	7	17	-10	19	9	+10
Nov. 12	Bucknell	W	54	28	+26	29	15	+14	25	8	+17	10	0	+10
Nov. 17	Fresno State	W	40	36	+4	20	11	+9	13	14	-1	12	9	+3
Nov. 23	vs. Oklahoma^	W	30	42	-12	20	13	+7	12	4	+8	6	12	-6
Nov. 24	vs. North Carolina^	L	28	38	-10	15	15	0	6	8	-2	2	8	-6
Nov. 26	vs. UConn^	W	38	28	+10	20	16	+4	9	7	+2	13	3	+10
Dec. 2	at Houston	L	18	29	-11	9	12	-3	8	9	-1	0	9	-9
Dec. 5	Colorado State	W	38	20	+18	27	6	+21	8	18	-10	16	7	+9
Dec. 9	Minnesota	W	46	38	+8	17	12	+5	15	12	+3	11	15	-4
Dec. 16	vs. Troy+	W	50	16	+34	17	7	+10	12	9	+3	19	2	+17
Dec. 19	Oral Roberts	W	46	38	+8	42	9	+33	11	12	-1	26	6	+20
Dec. 27	CSU Bakersfield	--	--	--	--	--	--	--	--	--	--	--	--	--
Dec. 30	Tennessee*	--	--	--	--	--	--	--	--	--	--	--	--	--
Jan. 2	at Mississippi State*	--	--	--	--	--	--	--	--	--	--	--	--	--
Jan. 6	at Auburn*	--	--	--	--	--	--	--	--	--	--	--	--	--
Jan. 10	LSU*	--	--	--	--	--	--	--	--	--	--	--	--	--
Jan. 13	Missouri*	--	--	--	--	--	--	--	--	--	--	--	--	--
Jan. 17	at Florida*	--	--	--	--	--	--	--	--	--	--	--	--	--
Jan. 20	Ole Miss*	--	--	--	--	--	--	--	--	--	--	--	--	--
Jan. 23	at Georgia*	--	--	--	--	--	--	--	--	--	--	--	--	--
Jan. 27	Oklahoma State	--	--	--	--	--	--	--	--	--	--	--	--	--
Jan. 30	at Texas A&M*	--	--	--	--	--	--	--	--	--	--	--	--	--
Feb. 3	at LSU*	--	--	--	--	--	--	--	--	--	--	--	--	--
Feb. 6	South Carolina*	--	--	--	--	--	--	--	--	--	--	--	--	--
Feb. 10	Vanderbilt*	--	--	--	--	--	--	--	--	--	--	--	--	--
Feb. 13	at Ole Miss*	--	--	--	--	--	--	--	--	--	--	--	--	--
Feb. 17	Texas A&M*	--	--	--	--	--	--	--	--	--	--	--	--	--
Feb. 20	Kentucky*	--	--	--	--	--	--	--	--	--	--	--	--	--
Feb. 24	at Alabama*	--	--	--	--	--	--	--	--	--	--	--	--	--
Feb. 27	Auburn*	--	--	--	--	--	--	--	--	--	--	--	--	--
March 3	at Missouri*	--	--	--	--	--	--	--	--	--	--	--	--	--
<b>TOTALS</b>		<b>9-2</b>	<b>432</b>	<b>333</b>	<b>+99</b>	<b>251</b>	<b>139</b>	<b>+112</b>	<b>126</b>	<b>118</b>	<b>+8</b>	<b>134</b>	<b>80</b>	<b>+54</b>

^ Phil Knight Invitational (Portland, Oregon)

+ at Verizon Arena (North Little Rock, Ark.)

\* SEC Game

% Big12/SEC Challenge

# JAYLEN BARFORD



#0 | Senior | Guard | 6-3 | 202 | Jackson, Tenn. | Motlow State CC

## BARFORD'S NEWS & NOTES »

- Leads team in scoring at 18.5 points per game, going 74-of-146 from the floor.
- Leads the country with 8 games of at least 15 points, 2 rebounds, 2 assists and less than 3 turnovers.
- Has nine career 20-point games, seven coming away from Bud Walton Arena.
- Four of eight 20-point efforts are this season, including two performances in Portland vs. UNC and UConn.
- Hit at least 2 three-pointers in the nine of 11 games, after having just seven similar efforts last year.
- Named to PK80 Victory Bracket All-Tournament team, after leading the team with 21.3 points per game.
- Was the first Razorback in eight years to average 20 points per game through the first six games.
- Named to preseason coaches All-SEC second team.
- Scored a career and game-high 27 points against Bucknell.
- Finished third on the team in scoring last season, averaging 12.8 points per game.
- Pulled down multiple rebounds in each of the final 28 games last season.
- Finished second on the team with 72 assists and had 21 games with multiple dimes last season.

## GAME-BY-GAME STATS »

#00 Jaylen Barford

Opponent	Date	gs	min	Total		3-Pointers		Free throws		Rebounds				pf	a	t/o	blk	stl	pts	avg	
				fg-fga	pct	3fg-fga	pct	ft-fa	pct	off	def	tot	avg								
SAMFORD	11/10/17	*	29	5-11	.455	2-5	.400	4-5	.800	0	4	4	4.0	3	6	2	1	1	16	16.0	
BUCKNELL	11/12/17	*	28	10-15	.667	2-3	.667	5-9	.556	2	3	5	4.5	1	2	1	0	2	27	21.5	
FRESNO STATE	11/17/17	*	35	5-13	.385	2-4	.500	6-8	.750	3	4	7	5.3	3	5	2	0	0	18	20.3	
vs Oklahoma	11/23/17	*	34	7-19	.368	3-7	.429	2-4	.500	0	2	2	4.5	2	2	2	2	0	19	20.0	
vs North Carolina	11/24/17	*	27	9-17	.529	2-6	.333	1-1	1.000	0	3	3	4.2	4	2	3	1	2	21	20.2	
vs UCONN	11/26/17	*	27	9-12	.750	4-5	.800	2-2	1.000	0	4	4	4.2	0	3	2	0	0	24	20.8	
at Houston	12/02/17	*	36	3-11	.273	0-3	.000	7-9	.778	2	1	3	4.0	2	2	3	0	0	13	19.7	
COLORADO STATE	12/05/17	*	25	7-13	.538	3-6	.500	2-4	.500	1	4	5	4.1	2	3	1	0	0	19	19.6	
MINNESOTA	12/09/17	*	36	9-15	.600	2-5	.400	2-3	.667	0	4	4	4.1	1	4	0	1	0	22	19.9	
vs Troy	12/16/17	*	30	2-11	.182	1-5	.200	2-4	.500	1	6	7	4.4	1	5	0	0	1	7	18.6	
ORAL ROBERTS	12/19/17	*	24	8-9	.889	2-2	1.000	0-1	.000	1	2	3	4.3	0	4	1	0	5	18	18.5	
Totals			11	331	74-146	.507	23-51	.451	33-50	.660	10	37	47	4.3	19	38	17	5	11	204	18.5

Games played: 11  
Minutes/game: 30.1  
Points/game: 18.5  
FG Pct: 50.7  
3FG Pct: 45.1  
FT Pct: 66.0

Rebounds/game: 4.3  
Assists/game: 3.5  
Turnovers/game: 1.5  
Assist/turnover ratio: 2.2  
Steals/game: 1.0  
Blocks/game: 0.5

## PERSONAL BESTS »

### POINTS

Season: 27 vs. Bucknell (11/12/17)

Career: 27 vs. Bucknell (11/12/17)

### FIELD GOALS

Season: 10 vs. Bucknell (11/12/17)

Career: 10 vs. Bucknell (11/12/17)

### FIELD GOALS ATTEMPTED

Season: 19 vs. Oklahoma (11/23/17)

Career: 19 vs. Oklahoma (11/23/17)

### 3-POINT FIELD GOALS

Season: 4 vs. UConn (11/26/17)

Career: 4 vs. UConn (11/26/17)

### 3-POINT FG ATTEMPTS

Season: 7 vs. Oklahoma (11/23/17)

Career: 7 vs. Oklahoma (11/23/17)

### FREE THROWS MADE

Season: 7 at Houston (12/02/17)

Career: 7 (2x), last at Houston (12/02/17)

### FREE THROWS ATTEMPTS

Season: 9 (2x), last at Houston (12/02/17)

Career: 9 (3x), last at Houston (12/02/17)

### REBOUNDS

Season: 7 (2x), last vs. Troy (12/16/17)

Career: 7 (3x), last vs. Troy (12/16/17)

### ASSISTS

Season: 6 vs. Samford (11/10/17)

Career: 6 (2x), last vs. Samford (11/10/17)

### STEALS

Season: 5 vs. Oral Roberts (12/19/17)

Career: 5 vs. Oral Roberts (12/19/17)

### BLOCKS

Season: 2 vs. Oklahoma (11/23/17)

Career: 2 (2x), last vs. Oklahoma (11/23/17)

### MINUTES

Season: 36 (2x), last vs. Minnesota (12/09/17)

Career: 36 (2x), last vs. Minnesota (12/09/17)

## CAREER STATISTICS AT ARKANSAS »

			Total		3-Point		F-Throws		Rebounds											Scoring	
Season	gp-gs	min/avg	fg-fga	pct	fg-fga	pct	ft-fa	pct	off	def	tot	avg	pf	fo	ast	to	blk	stl	pts	avg	
2016-17	36-30	914/25.4	174-397	.438	29-109	.266	82-109	.752	39	97	136	3.8	81	0	72	71	6	44	459	12.8	
2017-18	11-11	331/30.1	74-146	.507	23-51	.451	33-50	.660	10	37	47	4.3	19	0	38	17	5	11	204	18.5	
TOTAL	47-41	1245/26.5	248-543	.457	52-160	.325	115-159	.723	49	134	183	3.9	100	0	110	88	11	55	663	14.1	



# TREY THOMPSON



#1 | Senior | Forward | 6-9 | 265 | Madison, Ark. | Forrest City HS

## THOMPSON'S NEWS & NOTES »

- Is second on the team with 90 games played as a Razorback.
- Tied his career high with 11 boards against Bucknell.
- One of four Razorbacks with 20-plus assists (24) and the only forward.
- Third on the team with 45 total rebounds through 11 games.
- Is the tallest player in Arkansas history with more career assists (117) than made field goals (87), according to @HogStats.
- Led the team with 12 assists in three games at PK80, with his first two 5-assist games this season.
- Averaged 2.4 points, 3.3 rebounds and 1.6 assists per contest last season.
- Finished second on the team with 29 blocks last year, including multiple swats in 12 games.
- Had the second-best assist-to-turnover ratio on the team at 2.5 with 56 assists and only 22 turnovers.
- Shot 61.8 percent (34-55) from the field, the best field goal percentage on the team.
- Scored a season-high eight points in victories over Missouri (Jan. 14) and Ole Miss (Feb. 18) last season.

## GAME-BY-GAME STATS »

#01 Trey Thompson

Opponent	Date	gs	min	Total		3-Pointers		Free throws		Rebounds				pf	a	t/o	blk	stl	pts	avg
				fg-fga	pct	3fg-fga	pct	ft-fa	pct	off	def	tot	avg							
SAMFORD	11/10/17	*	25	4-4	1.000	0-0	.000	0-0	.000	1	7	8	8.0	2	3	0	0	1	8	8.0
BUCKNELL	11/12/17	*	25	1-2	.500	0-0	.000	0-1	.000	4	7	11	9.5	3	2	2	1	0	2	5.0
FRESNO STATE	11/17/17	*	10	1-2	.500	0-0	.000	1-3	.333	1	0	1	6.7	4	0	4	0	0	3	4.3
vs Oklahoma	11/23/17	*	15	1-2	.500	0-0	.000	0-0	.000	2	2	4	6.0	2	5	1	0	1	2	3.8
vs North Carolina	11/24/17	*	26	2-3	.667	0-0	.000	0-2	.000	1	1	2	5.2	2	2	0	1	1	4	3.8
vs UCONN	11/26/17	*	19	0-1	.000	0-0	.000	1-2	.500	0	3	3	4.8	1	5	0	0	0	1	3.3
at Houston	12/02/17	*	22	0-3	.000	0-0	.000	0-0	.000	0	2	2	4.4	4	0	3	1	1	0	2.9
COLORADO STATE	12/05/17	*	15	1-2	.500	0-0	.000	0-0	.000	1	1	2	4.1	2	3	0	1	0	2	2.8
MINNESOTA	12/09/17		19	1-3	.333	0-0	.000	0-0	.000	2	4	6	4.3	4	2	2	2	2	2	2.7
vs Troy	12/16/17		14	3-3	1.000	0-0	.000	2-2	1.000	1	2	3	4.2	2	1	2	2	1	8	3.2
ORAL ROBERTS	12/19/17		13	1-3	.333	0-0	.000	0-0	.000	1	2	3	4.1	1	1	1	0	1	2	3.1
Totals			8	203	15-28	.536	0-0	4-10	.400	14	31	45	4.1	27	24	15	8	8	34	3.1

Games played: 11  
Minutes/game: 18.5  
Points/game: 3.1  
FG Pct: 53.6  
FT Pct: 40.0

Rebounds/game: 4.1  
Assists/game: 2.2  
Turnovers/game: 1.4  
Assist/turnover ratio: 1.6  
Steals/game: 0.7  
Blocks/game: 0.7

## PERSONAL BESTS »

### POINTS

Season: 8 (2x), last vs. Troy (12/16/17)  
Career: 13 vs. LSU (02/23/16)

### FIELD GOALS

Season: 4 vs. Samford (11/10/17)  
Career: 6 vs. LSU (02/23/16)

### FIELD GOALS ATTEMPTED

Season: 4 vs. Samford (11/10/17)  
Career: 7 vs. Tennessee Tech (12/12/15)

### 3-POINT FIELD GOALS

Season: --  
Career: --

### 3-POINT FG ATTEMPTS

Season: --  
Career: 1 at Tennessee (01/03/17)

### FREE THROWS MADE

Season: 2 vs. Troy (12/16/17)  
Career: 4 (2x), last at No. 6 Kentucky (01/07/17)

### FREE THROWS ATTEMPTS

Season: 3 vs. Fresno State (11/17/17)  
Career: 5 at Texas A&M (01/02/16)

### REBOUNDS

Season: 11 vs. Bucknell (11/12/17)  
Career: 11 (2x), last vs. Bucknell (11/12/17)

### ASSISTS

Season: 5 (2x), last vs. UConn (11/26/17)  
Career: 6 vs. Texas A&M (02/22/17)

### STEALS

Season: 2 vs. Minnesota (12/09/17)  
Career: 3 vs. Ole Miss (02/18/17)

### BLOCKS

Season: 2 (2x), last vs. Troy (12/16/17)  
Career: 4 vs. Texas Tech (01/30/16)

### MINUTES

Season: 26 vs. North Carolina (11/24/17)  
Career: 29 (2x), last vs. Auburn (02/25/17)

## CAREER STATISTICS AT ARKANSAS »

			Total		3-Point		F-Throws		Rebounds											Scoring	
Season	gp-gs	min/avg	fg-fga	pct	fg-fga	pct	ft-fla	pct	off	def	tot	avg	pf	fo	ast	to	blk	stl	pts	avg	
2014-15	14-0	33/2.4	1-5	.200	0-0	.000	3-3	1.000	3	3	6	0.4	3	0	1	4	1	1	5	0.4	
2015-16	29-1	503/17.3	37-61	.607	0-0	.000	16-31	.516	28	96	124	4.3	88	6	36	33	27	13	90	3.1	
2016-17	36-0	503/14.0	34-55	.618	0-1	.000	19-29	.655	30	87	117	3.3	79	0	56	22	29	22	87	2.4	
2017-18	11-8	203/18.5	15-28	.536	0-0	.000	4-10	.400	14	31	45	4.1	27	0	24	15	8	8	34	3.1	
TOTAL	90-9	1242/13.8	87-149	.584	0-1	.000	42-73	.575	75	217	292	3.2	197	6	117	74	65	44	216	2.4	

# ADRIO BAILEY



#2 | Sophomore | Forward | 6-6 | 204 | Campti, La. | Lakeview HS

## BAILEY'S NEWS & NOTES »

- Slammed home a career-high four dunks against Troy to go 5-of-8 from the field for 10 points.
- Tied his career high in blocks each of the first three games, then broke it against UNC, swatting five shots.
- His five blocks in 18 minutes was the first performance by Razorback with 5+ blocks in fewer than 20 minutes of playing time since Moses Kingsley against Mississippi State on Feb. 21, 2015 (via @HogStats).
- Started each of the first seven games, after making just two starts out of 27 games played as a freshman.
- Has seven four-rebound efforts this season, after starting the season with six straight.
- Represented Arkansas at the 2017 SEC Men's Basketball Leadership Council.
- Played a season-high 19 minutes in the second round game of the NCAA Tournament against No. 1 North Carolina (March 19), recording a season-high three steals and adding four points.

## GAME-BY-GAME STATS »

#02 Adrio Bailey

Opponent	Date	gs	min	Total		3-Pointers		Free throws		Rebounds				pf	a	t/o	blk	stl	pts	avg
				fg-fga	pct	3fg-fga	pct	ft-fa	pct	off	def	tot	avg							
SAMFORD	11/10/17	*	25	7-8	.875	0-0	.000	1-1	1.000	2	4	6	6.0	0	1	3	2	1	15	15.0
BUCKNELL	11/12/17	*	23	3-5	.600	0-0	.000	1-2	.500	2	2	4	5.0	4	2	2	2	2	7	11.0
FRESNO STATE	11/17/17	*	28	1-2	.500	0-0	.000	3-4	.750	2	3	5	5.0	3	3	0	2	0	5	9.0
vs Oklahoma	11/23/17	*	17	3-6	.500	0-0	.000	3-4	.750	3	4	7	5.5	1	1	0	1	0	9	9.0
vs North Carolina	11/24/17	*	18	2-5	.400	0-0	.000	0-0	.000	1	3	4	5.2	1	0	0	5	0	4	8.0
vs UCONN	11/26/17	*	24	4-7	.571	0-0	.000	0-1	.000	2	2	4	5.0	2	0	0	1	1	8	8.0
at Houston	12/02/17	*	11	1-2	.500	0-0	.000	2-3	.667	0	1	1	4.4	3	0	1	0	0	4	7.4
COLORADO STATE	12/05/17		9	0-0	.000	0-0	.000	0-0	.000	0	0	0	3.9	1	1	0	0	0	0	6.5
MINNESOTA	12/09/17		15	3-7	.429	0-0	.000	0-0	.000	1	1	2	3.7	3	0	0	0	0	6	6.4
vs Troy	12/16/17		16	5-8	.625	0-0	.000	0-0	.000	3	3	6	3.9	3	2	1	1	0	10	6.8
ORAL ROBERTS	12/19/17		12	3-3	1.000	0-0	.000	0-1	.000	0	1	1	3.6	0	2	1	2	2	6	6.7
Totals		7	198	32-53	.604	0-0	.000	10-16	.625	16	24	40	3.6	21	12	8	16	6	74	6.7

Games played: 11  
Minutes/game: 18.0  
Points/game: 6.7  
FG Pct: 60.4  
FT Pct: 62.5

Rebounds/game: 3.6  
Assists/game: 1.1  
Turnovers/game: 0.7  
Assist/turnover ratio: 1.5  
Steals/game: 0.5  
Blocks/game: 1.5

## PERSONAL BESTS »

### POINTS

Season: 15 vs. Samford (11/10/17)  
Career: 15 vs. Samford (11/10/17)

### FIELD GOALS

Season: 7 vs. Samford (11/10/17)  
Career: 7 (2x), last vs. Samford (11/10/17)

### FIELD GOALS ATTEMPTED

Season: 8 (2x), last vs. Troy (12/16/17)  
Career: 8 (3x), last vs. Troy (12/16/17)

### 3-POINT FIELD GOALS

Season: --  
Career: --

### 3-POINT FG ATTEMPTS

Season: --  
Career: --

### FREE THROWS MADE

Season: 3 (2x), last vs. Oklahoma (11/23/17)  
Career: 3 (2x), last vs. Oklahoma (11/23/17)

### FREE THROWS ATTEMPTS

Season: 4 vs. Oklahoma (11/23/17)  
Career: 4 (3x), last vs. Oklahoma (11/23/17)

### REBOUNDS

Season: 7 vs. Oklahoma (11/23/17)  
Career: 7 (2x), last vs. Oklahoma (11/23/17)

### ASSISTS

Season: 3 vs. Fresno State (11/17/17)  
Career: 3 vs. Fresno State (11/17/17)

### STEALS

Season: 2 (2x), last vs. Oral Roberts (12/19/17)  
Career: 3 vs. No. 1 North Carolina (03/19/17)

### BLOCKS

Season: 5 vs. North Carolina (11/24/17)  
Career: 5 vs. North Carolina (11/24/17)

### MINUTES

Season: 28 vs. Fresno State (11/17/17)  
Career: 28 vs. Fresno State (11/17/17)

## CAREER STATISTICS AT ARKANSAS »

			Total		3-Point		F-Throws		Rebounds											Scoring	
Season	gp-gs	min/avg	fg-fga	pct	fg-fga	pct	ft-fla	pct	off	def	tot	avg	pf	fo	ast	to	blk	stl	pts	avg	
2016-17	27-2	200/7.4	22-39	.564	0-0	.000	6-19	.316	13	22	35	1.3	29	0	7	11	7	14	50	1.9	
2017-18	11-7	198/18.0	32-53	.604	0-0	.000	10-16	.625	16	24	40	3.6	21	0	12	8	16	6	74	6.7	
TOTAL	38-9	398/10.5	54-92	.587	0-0	.000	16-35	.457	29	46	75	2.0	50	0	19	19	23	20	124	3.3	

# DARYL MACON



#4 | Senior | Guard | 6-3 | 185 | Little Rock, Ark. | Holmes CC

## MACON'S NEWS & NOTES »

- Named to preseason coaches All-SEC second team.
- Named SEC Player of the Week (Dec. 18) after posting 25 points, 5 assists and 3 steals in North Little Rock against Troy.
- Recorded his third 20-point effort of the season against Troy, going 8-of-14 for 25 points, 5 assists and 3 rebs.
- Second on the team in scoring, averaging 15.3 points per game.
- Has four five-plus assist games this season, including in three of the last four contests.
- Has assisted on 23 baskets over the last three games and has just three turnovers.
- Despite being held scoreless in the first half against Minnesota, Macon assisted on seven baskets.
- Scored all 12 points against Minnesota in the 2nd half, giving him his seventh double-figure scoring game this year.
- Led the team with 13 three-plus assist games a year ago, has six this season.
- Pulled down three-plus boards 21 times, including 10 of the last 17 games.
- Is one of four Razorbacks in the SEC era to score 30 points in a game off the bench.
- Finished 2nd on the team in scoring last year, averaging 13.4 ppg and scoring in double figures 27 times.
- Named to the 2017 SEC All-Tournament Team after averaging 16.7 points per game.
- Earned SEC Player of the Week (Feb. 20), after scoring a season-high 30 points on 10-of-13 shooting off the bench, including 6-of-9 from behind the arc, in Arkansas' win over Ole Miss (Feb. 18).

## GAME-BY-GAME STATS »

#04 Daryl Macon

Opponent	Date	gs	min	Total		3-Pointers		Free throws		Rebounds				pf	a	t/o	blk	stl	pts	avg
				fg-fga	pct	3fg-fga	pct	ft-fga	pct	off	def	tot	avg							
SAMFORD	11/10/17	*	30	5-9	.556	4-7	.571	2-2	1.000	0	3	3	3.0	2	8	1	0	2	16	16.0
BUCKNELL	11/12/17	*	29	8-15	.533	3-6	.500	2-2	1.000	1	1	2	2.5	2	4	3	0	1	21	18.5
FRESNO STATE	11/17/17	*	34	3-10	.300	1-3	.333	4-4	1.000	1	1	2	2.3	1	1	3	1	1	11	16.0
vs Oklahoma	11/23/17	*	34	7-13	.538	6-8	.750	7-7	1.000	0	5	5	3.0	2	1	3	0	2	27	18.8
vs North Carolina	11/24/17	*	23	2-11	.182	1-5	.200	2-2	1.000	0	1	1	2.6	0	2	1	0	1	7	16.4
vs UCONN	11/26/17	*	26	5-9	.556	2-4	.500	4-6	.667	0	3	3	2.7	1	2	1	0	1	16	16.3
at Houston	12/02/17	*	29	3-10	.300	1-4	.250	3-5	.600	0	0	0	2.3	2	1	2	0	0	10	15.4
COLORADO STATE	12/05/17	*	26	4-8	.500	0-4	.000	1-1	1.000	0	0	0	2.0	2	7	1	0	2	9	14.6
MINNESOTA	12/09/17	*	30	4-12	.333	2-8	.250	2-3	.667	0	2	2	2.0	2	8	2	0	2	12	14.3
vs Troy	12/16/17	*	30	8-14	.571	5-9	.556	4-4	1.000	0	3	3	2.1	2	5	0	0	3	25	15.4
ORAL ROBERTS	12/19/17	*	27	4-10	.400	4-9	.444	2-2	1.000	0	3	3	2.2	1	3	0	1	1	14	15.3
Totals			11	318	53-121	.438	29-67	.433	33-38	.868	2	22	24	2.2	17	42	17	2	16	15.3

Games played: 11  
Minutes/game: 28.9  
Points/game: 15.3  
FG Pct: 43.8  
3FG Pct: 43.3  
FT Pct: 86.8

Rebounds/game: 2.2  
Assists/game: 3.8  
Turnovers/game: 1.5  
Assist/turnover ratio: 2.5  
Steals/game: 1.5  
Blocks/game: 0.2

## PERSONAL BESTS »

### POINTS

Season: 27 vs. Oklahoma (11/23/17)  
Career: 30 vs. Ole Miss (02/18/17)

### FIELD GOALS

Season: 8 (2x), last vs. Troy (12/16/17)  
Career: 10 vs. Ole Miss (02/18/17)

### FIELD GOALS ATTEMPTED

Season: 15 vs. Bucknell (11/12/17)  
Career: 15 vs. Bucknell (11/12/17)

### 3-POINT FIELD GOALS

Season: 6 vs. Oklahoma (11/23/17)  
Career: 6 (2x), last vs. Oklahoma (11/23/17)

### 3-POINT FG ATTEMPTS

Season: 9 (2x), last vs. Oral Roberts (12/19/17)  
Career: 9 (2x), last vs. Oral Roberts (12/19/17)

### FREE THROWS MADE

Season: 7 vs. Oklahoma (11/23/17)  
Career: 14 vs. Texas (12/17/16)

### FREE THROWS ATTEMPTS

Season: 7 vs. Oklahoma (11/23/17)  
Career: 14 vs. Texas (12/17/16)

### REBOUNDS

Season: 5 vs. Oklahoma (11/23/17)  
Career: 7 (2x) last vs. LSU (01/21/17)

### ASSISTS

Season: 8 (2x), last vs. Minnesota (12/09/17)  
Career: 8 (2x), last vs. Minnesota (12/09/17)

### STEALS

Season: 3 vs. Troy (12/16/17)  
Career: 4 vs. Fort Wayne (11/11/16)

### BLOCKS

Season: 1 (2x), last vs. Oral Roberts (12/19/17)  
Career: 1 (4x), last vs. Oral Roberts (12/19/17)

### MINUTES

Season: 34 (2x), last vs. Oklahoma (11/23/17)  
Career: 34 (2x), last vs. Oklahoma (11/23/17)

## CAREER STATISTICS AT ARKANSAS »

			Total		3-Point		F-Throws		Rebounds											Scoring	
Season	gp-gs	min/avg	fg-fga	pct	fg-fga	pct	ft-fga	pct	off	def	tot	avg	pf	fo	ast	to	blk	stl	pts	avg	
2016-17	36-21	908/25.2	141-311	.453	65-168	.387	136-157	.866	19	76	95	2.6	65	1	80	65	2	41	483	13.4	
2017-18	11-11	318/28.9	53-121	.438	29-67	.433	33-38	.868	2	22	24	2.2	17	0	42	17	2	16	168	15.3	
TOTAL	47-32	1226/26.1	194-432	.449	94-235	.400	169-195	.867	21	98	119	2.5	82	1	122	82	4	57	651	13.9	

# ARLANDO COOK



#5 | Senior | Forward | 6-8 | 206 | St. Louis, Mo. | Connors State College

## COOK'S NEWS & NOTES »

- Had four points, two rebounds and a steal in 14 minutes in Arkansas' win over No. 14 Minnesota.
- In his first game back this season against Colorado State, tallied four rebounds and tied his career high with two assists in 15 minutes of action.
- Had eight points in the first half at Auburn last season, going 3-for-3 from the floor and 2-for-2 from the charity stripe.
- Had a season-high seven rebounds at Texas A&M in Arkansas' comeback win over the Aggies last year.
- Had a rebound in 30 games and scored in 24 of 36 games last season.
- Had a career-high three blocks and six rebounds against Sam Houston State in 15 minutes of action a year ago.
- Went 4-for-4 from the charity stripe in the final two minutes against Texas.

## GAME-BY-GAME STATS »

#05 Arlando Cook

Opponent	Date	gs	min	Total fg-fga	pct	3-Pointers 3fg-fga	pct	Free throws ft-fita	pct	Rebounds off def tot	avg	pf	a	t/o	blk	stl	pts	avg
SAMFORD	11/10/17	dnp		-	-	-	-	-	-	-	-	-	-	-	-	-	-	-
BUCKNELL	11/12/17	dnp		-	-	-	-	-	-	-	-	-	-	-	-	-	-	-
FRESNO STATE	11/17/17	dnp		-	-	-	-	-	-	-	-	-	-	-	-	-	-	-
vs Oklahoma	11/23/17	dnp		-	-	-	-	-	-	-	-	-	-	-	-	-	-	-
vs North Carolina	11/24/17	dnp		-	-	-	-	-	-	-	-	-	-	-	-	-	-	-
vs UCONN	11/26/17	dnp		-	-	-	-	-	-	-	-	-	-	-	-	-	-	-
at Houston	12/02/17	dnp		-	-	-	-	-	-	-	-	-	-	-	-	-	-	-
COLORADO STATE	12/05/17	15	0-3	.000	0-0	.000	0-0	.000	1	3	4	4.0	1	2	0	0	1	0
MINNESOTA	12/09/17	14	1-1	1.000	0-0	.000	2-2	1.000	1	1	2	3.0	2	0	0	0	1	4
vs Troy	12/16/17	9	0-1	.000	0-0	.000	0-0	.000	0	3	3	3.0	0	1	0	0	0	1.3
ORAL ROBERTS	12/19/17	13	3-5	.600	0-0	.000	0-0	.000	0	1	1	2.5	0	1	1	0	1	6
Totals		0	51	4-10	.400	0-0	.000	2-2	1.000	2	8	10	2.5	3	4	1	0	2.5

Games played: 4  
Minutes/game: 12.8  
Points/game: 2.5  
FG Pct: 40.0  
FT Pct: 100.0

Rebounds/game: 2.5  
Assists/game: 1.0  
Turnovers/game: 0.3  
Assist/turnover ratio: 4.0  
Steals/game: 0.8

## PERSONAL BESTS »

### POINTS

Season: 6 vs. Oral Roberts (12/19/17)  
Career: 9 vs. Southern Illinois (11/14/16)

### FIELD GOALS

Season: 3 vs. Oral Roberts (12/19/17)  
Career: 4 vs. Southern Illinois (11/14/16)

### FIELD GOALS ATTEMPTED

Season: 5 vs. Oral Roberts (12/19/17)  
Career: 8 vs. Southern Illinois (11/14/16)

### 3-POINT FIELD GOALS

Season: --  
Career: --

### 3-POINT FG ATTEMPTS

Season: --  
Career: --

### FREE THROWS MADE

Season: 2 vs. Minnesota (12/09/17)  
Career: 4 (3x), last vs. LSU (01/21/17)

### FREE THROWS ATTEMPTS

Season: 2 vs. Minnesota (12/09/17)  
Career: 7 vs. LSU (01/21/17)

### REBOUNDS

Season: 4 vs. Colorado State (12/05/17)  
Career: 7 at Texas A&M (01/17/17)

### ASSISTS

Season: 2 vs. Colorado State (12/05/17)  
Career: 2 (4x), last vs. Colorado State (12/05/17)

### STEALS

Season: 1 (3x), last vs. Oral Roberts (12/19/17)  
Career: 2 (2x), last at Texas A&M (01/17/17)

### BLOCKS

Season: --  
Career: 3 vs. Sam Houston State (12/22/16)

### MINUTES

Season: 15 vs. Colorado State (12/05/17)  
Career: 21 (2x), last at Texas A&M (01/17/17)

## CAREER STATISTICS AT ARKANSAS »

Season	gp-gs	min/avg	Total fg-fga	pct	3-Point fg-fga	pct	F-Throws ft-fita	pct	Rebounds off def tot	avg	pf	fo	ast	to	blk	stl	Scoring pts	avg
2016-17	36-7	406/11.3	39-89	.438	0-0	.000	24-37	.649	29	54	83	2.3	63	1	12	23	102	2.8
2017-18	4-0	51/12.8	4-10	.400	0-0	.000	2-2	1.000	2	8	10	2.5	3	0	4	1	10	2.5
TOTAL	40-7	457/11.4	43-99	.434	0-0	.000	26-39	.667	31	62	93	2.3	66	1	16	24	112	2.8



# DANIEL GAFFORD



#10 | Freshman | Forward | 6-11 | 234 | El Dorado, Ark. | El Dorado HS

## GAFFORD'S NEWS & NOTES »

- Named SEC Freshman of the Week last week, following a 13-of-17 combined effort over CSU and Minnesota.
- Ranks second in the SEC in field goal percentage at 69.4 percent.
- Went 8-of-8 with 3 dunks against No. 14 Minnesota, scoring 16 points, 7 rebs and a career-high 6 blocks.
- He is the seventh Razorback player in the last 30 years to go 8-of-8 or better from the floor.
- Third on the team in scoring at 12.2 points per game, after a 25-point effort against Fresno State.
- Leads team with 26 dunks, more than six SEC teams.
- Two-time All-State, All-Conference and All-County selection at El Dorado High School.
- Was named second team All-Arkansas Democrat-Gazette in 2016, as a junior.
- Led the Wildcats to a 28-5 record and a trip to the 6A State Title game as a senior.
- Ranked the top player in Arkansas and the No. 11 power forward in the 2017 class by 247Sports.com.
- Rated as a four-star player by ESPN, 247Sports.com, Rivals.com, Scout.com, and Future150.com.
- Consensus top-50 player, rated as high as No. 33 in the 2017 class by Rivals.com.
- Averaged 17.4 points, 16 rebounds, 7.7 blocks, 2.5 steals and 1.4 assists per game as a senior.
- Tallied 11 triple-doubles and 18 double-doubles in his final year at El Dorado.
- Scored in double figures in 31 of 33 games, including nine 20-point games and 2 games of 30 points or more.

## GAME-BY-GAME STATS »

#10 Daniel Gafford

Opponent	Date	gs	min	Total		3-Pointers		Free throws		Rebounds				pf	a	t/o	blk	stl	pts	avg
				fg-fga	pct	3fg-fga	pct	ft-fa	pct	off	def	tot	avg							
SAMFORD	11/10/17	17	4-6	.667	0-0	.000	2-5	.400	2	2	4	4.0	5	2	0	3	0	10	10.0	
BUCKNELL	11/12/17	16	5-7	.714	0-0	.000	5-5	1.000	2	1	3	3.5	5	0	0	0	0	15	12.5	
FRESNO STATE	11/17/17	30	9-11	.818	0-0	.000	7-10	.700	0	8	8	5.0	3	1	1	3	2	25	16.7	
vs Oklahoma	11/23/17	25	4-6	.667	0-0	.000	5-6	.833	0	8	8	5.8	4	2	3	1	2	13	15.8	
vs North Carolina	11/24/17	15	2-4	.500	0-0	.000	1-2	.500	2	4	6	5.8	4	0	0	2	1	5	13.6	
vs UCONN	11/26/17	14	3-4	.750	0-0	.000	3-6	.500	1	4	5	5.7	5	0	3	0	0	9	12.8	
at Houston	12/02/17	18	1-4	.250	0-0	.000	3-4	.750	3	3	6	5.7	2	1	1	0	1	5	11.7	
COLORADO STATE	12/05/17	16	5-9	.556	0-0	.000	4-7	.571	2	4	6	5.8	2	0	0	2	1	14	12.0	
MINNESOTA	12/09/17	*	21	8-8	1.000	0-0	.000	0-3	.000	2	5	7	5.9	4	1	1	6	0	16	12.4
vs Troy	12/16/17	*	24	4-6	.667	0-0	.000	2-6	.333	1	5	6	5.9	4	1	0	3	0	10	12.2
ORAL ROBERTS	12/19/17	*	22	5-7	.714	0-0	.000	2-3	.667	2	2	4	5.7	1	4	1	2	0	12	12.2
Totals		3	218	50-72	.694	0-0	.000	34-57	.596	17	46	63	5.7	39	12	10	22	7	134	12.2

Games played: 11  
Minutes/game: 19.8  
Points/game: 12.2  
FG Pct: 69.4  
FT Pct: 59.6

Rebounds/game: 5.7  
Assists/game: 1.1  
Turnovers/game: 0.9  
Assist/turnover ratio: 1.2  
Steals/game: 0.6  
Blocks/game: 2.0

## PERSONAL BESTS »

### POINTS

Season: 25 vs. Fresno State (11/17/17)

Career: 25 vs. Fresno State (11/17/17)

### FIELD GOALS

Season: 9 vs. Fresno State (11/17/17)

Career: 9 vs. Fresno State (11/17/17)

### FIELD GOALS ATTEMPTED

Season: 11 vs. Fresno State (11/17/17)

Career: 11 vs. Fresno State (11/17/17)

### 3-POINT FIELD GOALS

Season: --

Career: --

### 3-POINT FG ATTEMPTS

Season: --

Career: --

### FREE THROWS MADE

Season: 7 vs. Fresno State (11/17/17)

Career: 7 vs. Fresno State (11/17/17)

### FREE THROWS ATTEMPTS

Season: 10 vs. Fresno State (11/17/17)

Career: 10 vs. Fresno State (11/17/17)

### REBOUNDS

Season: 8 (2x), last vs. Oklahoma (11/23/17)

Career: 8 (2x), last vs. Oklahoma (11/23/17)

### ASSISTS

Season: 4 vs. Oral Roberts (12/19/17)

Career: 4 vs. Oral Roberts (12/19/17)

### STEALS

Season: 2 (2x), last vs. Oklahoma (11/23/17)

Career: 2 (2x), last vs. Oklahoma (11/23/17)

### BLOCKS

Season: 6 vs. Minnesota (12/09/17)

Career: 6 vs. Minnesota (12/09/17)

### MINUTES

Season: 30 vs. Fresno aState (11/17/17)

Career: 30 vs. Fresno State (11/17/17)

## CAREER STATISTICS AT ARKANSAS »

			Total		3-Point		F-Throws		Rebounds											Scoring	
Season	gp-gs	min/avg	fg-fga	pct	fg-fga	pct	ft-fa	pct	off	def	tot	avg	pf	fo	ast	to	blk	stl	pts	avg	
2017-18	11-3	218/19.8	50-72	.694	0-0	.000	34-57	.596	17	46	63	5.7	39	3	12	10	22	7	134	12.2	
TOTAL	11-3	218/19.8	50-72	.694	0-0	.000	34-57	.596	17	46	63	5.7	39	3	12	10	22	7	134	12.2	

# DUSTIN THOMAS



#13 | Senior | Forward | 6-8 | 225 | Texarkana, Texas | Colorado

## THOMAS' NEWS & NOTES »

- In his first game this season, Thomas brought down a team-high nine rebounds to tie his career high.
- Has 3+ rebounds in 17 of the last 25 games. Has four-plus rebounds in 5 of 8 games this season.
- Tied for third on the team in rebounding at 4.1 boards per game.
- Played in all 36 games as a junior, recording 27 starts, including each of the final 10 contests.
- Tallied four double-figure scoring games last year.
- Scoring nine points off the bench at LSU on Feb. 11 and pulled down a career and team-high nine rebounds to go along with three steals.
- Averaged 4.0 points and 2.5 rebounds per game over two years at Colorado.
- Scored a career-high 17 points and three steals against Southern California his sophomore year.

## GAME-BY-GAME STATS »

#13 Dustin Thomas

Opponent	Date	gs	min	Total		3-Pointers		Free throws		Rebounds				pf	a	t/o	blk	stl	pts	avg
				fg-fga	pct	3fg-fga	pct	ft-fa	pct	off	def	tot	avg							
SAMFORD	11/10/17		dnp	-	-	-	-	-	-	-	-	-	-	-	-	-	-	-	-	
BUCKNELL	11/12/17		dnp	-	-	-	-	-	-	-	-	-	-	-	-	-	-	-	-	
FRESNO STATE	11/17/17		dnp	-	-	-	-	-	-	-	-	-	-	-	-	-	-	-	-	
vs Oklahoma	11/23/17	23		1-2	.500	0-0	.000	3-4	.750	3	6	9	9.0	4	0	3	0	1	5	5.0
vs North Carolina	11/24/17	22	14	250	0-0	.000	0-0	.000	2	2	4	6.5	3	0	2	0	1	2	3.5	
vs UCONN	11/26/17	15	1-2	.500	0-0	.000	5-6	.833	1	3	4	5.7	2	0	2	0	1	7	4.7	
at Houston	12/02/17	28	3-6	.500	0-1	.000	3-4	.750	2	4	6	5.8	2	0	0	0	1	9	5.8	
COLORADO STATE	12/05/17	* 16	2-4	.500	0-0	.000	2-2	1.000	0	2	2	5.0	2	2	0	0	0	6	5.8	
MINNESOTA	12/09/17	* 11	3-4	.750	0-0	.000	0-0	.000	0	2	2	4.5	3	2	0	0	0	6	5.8	
vs Troy	12/16/17	* 17	1-1	1.000	0-0	.000	0-0	.000	2	3	5	4.6	2	0	0	0	0	2	5.3	
ORAL ROBERTS	12/19/17	* 19	2-6	.333	0-0	.000	0-2	.000	0	1	1	4.1	2	3	0	0	0	4	5.1	
Totals		4	151	14-29	.483	0-1	.000	13-18	.722	10	23	33	4.1	20	7	7	0	41	5.1	

Games played: 8  
Minutes/game: 18.9  
Points/game: 5.1  
FG Pct: 48.3  
3FG Pct: 0.0  
FT Pct: 72.2

Rebounds/game: 4.1  
Assists/game: 0.9  
Turnovers/game: 0.9  
Assist/turnover ratio: 1.0  
Steals/game: 0.5

## PERSONAL BESTS »

### POINTS

Season: 9 at Houston (12/02/17)  
Career: 17 vs. USC (01/04/15)^

### FIELD GOALS

Season: 3 (2x), last vs. Minnesota (12/09/17)  
Career: 6 (2x), last vs. Seton Hall (03/17/17)

### FIELD GOALS ATTEMPTED

Season: 6 (2x), last vs. Oral Roberts (12/19/17)  
Career: 9 vs. Seton Hall (03/17/17)

### 3-POINT FIELD GOALS

Season: --  
Career: 3 vs. USC (01/04/15)^

### 3-POINT FG ATTEMPTS

Season: 1 at Houston (12/02/17)  
Career: 3 (3x), last vs. USC (01/04/15)^

### FREE THROWS MADE

Season: 5 vs. UConn (11/26/17)  
Career: 6 vs. UT Arlington (11/18/16)

### FREE THROWS ATTEMPTS

Season: 6 vs. UConn (11/26/17)  
Career: 8 (3x), last vs. Mississippi State (01/10/17)

### REBOUNDS

Season: 9 vs. Oklahoma (11/23/17)  
Career: 9 (2x), last vs. Oklahoma (11/23/17)

### ASSISTS

Season: 3 vs. Oral Roberts (12/19/17)  
Career: 4 (2x), last vs. Southern Illinois (11/14/16)

### STEALS

Season: 1 (4x), last at Houston (12/02/17)  
Career: 3 (2x), last at LSU (02/11/17)

### BLOCKS

Season: --  
Career: 2 (2x), last vs. California (02/12/15)^

### MINUTES

Season: 28 at Houston (12/02/17)  
Career: 31 vs. Seton Hall (03/17/17)

^ - at Colorado

## CAREER STATISTICS AT ARKANSAS »

			Total		3-Point		F-Throws		Rebounds											Scoring	
Season	gp-gs	min/avg	fg-fga	pct	fg-fga	pct	ft-fa	pct	off	def	tot	avg	pf	fo	ast	to	blk	stl	pts	avg	
2016-17	36-27	648/18.0	72-148	.486	1-5	.200	46-70	.657	45	91	136	3.8	104	4	38	36	10	23	191	5.3	
2017-18	8-4	151/18.9	14-29	.483	0-1	.000	13-18	.722	10	23	33	4.1	20	0	7	7	0	4	41	5.1	
TOTAL	44-31	799/18.2	86-177	.486	1-6	.167	59-88	.670	55	114	169	3.8	124	4	45	43	10	27	232	5.3	

# DARIOUSHALL



#20 | Freshman | Forward | 6-6 | 210 | Little Rock, Ark. | Mills Univ. Studies HS

## HALL'S NEWS & NOTES »

- Had season highs in points (11), assists (3) and steals (2) against Oral Roberts.
- Leads the team with five charges taken.
- Three-time All-State and All-Conference selection at Mills University Studies High School.
- 2017 5A State Tournament MVP, after leading the Comets to a state championship.
- Led the Comets to a 31-2 record, averaging 14.8 pts, 8.0 rbd, 2.0 assists and 1.8 steals per game as a senior.
- Tallied 26 double-figure scoring games, including 10 double-doubles.
- Ranked the No. 4 player in the state and the No. 50 power forward in the 2017 class by 247Sports.com.
- Earned a four-star rating by ESPN, and three starts from Rivals.com, 247Sports, Scout and Future150.com.
- Participated in the Adidas Uprising Gauntlet, averaging 15.3 pts, 7.0 rbd, 2.2 steals and 1.0 assists in 11 games.
- Played in the Nike EYBL Peach Jam for Team Penny, averaging 12.6 points per game in the summer of 2015.

## GAME-BY-GAME STATS »

#20 Darius Hall

Opponent	Date	gs	min	Total		3-Pointers		Free throws		Rebounds				pf	a	t/o	blk	stl	pts	avg
				fg-fga	pct	3fg-fga	pct	ft-fa	pct	off	def	tot	avg							
SAMFORD	11/10/17	12	1-4	.250	0-1	.000	1-2	.500	1	2	3	3.0	4	0	2	0	1	3	3.0	
BUCKNELL	11/12/17	17	3-5	.600	0-0	.000	0-0	.000	1	3	4	3.5	3	0	3	2	1	6	4.5	
FRESNO STATE	11/17/17	14	0-2	.000	0-1	.000	0-1	.000	0	3	3	3.3	2	1	1	0	1	0	3.0	
vs Oklahoma	11/23/17	7	0-1	.000	0-0	.000	1-2	.500	0	1	1	2.8	1	0	0	0	1	1	2.5	
vs North Carolina	11/24/17	5	1-2	.500	0-0	.000	1-1	1.000	1	0	1	2.4	1	0	0	0	0	3	2.6	
vs UCONN	11/26/17	14	3-3	1.000	1-1	1.000	0-0	.000	0	6	6	3.0	3	0	2	0	0	7	3.3	
at Houston	12/02/17	3	0-0	.000	0-0	.000	0-0	.000	0	1	1	2.7	0	0	1	0	0	0	2.9	
COLORADO STATE	12/05/17	18	3-7	.429	2-4	.500	0-0	.000	0	3	3	2.8	1	0	2	0	0	8	3.5	
MINNESOTA	12/09/17	8	1-2	.500	0-0	.000	0-0	.000	0	2	2	2.7	2	0	0	0	0	2	3.3	
vs Troy	12/16/17	12	2-2	1.000	0-0	.000	0-0	.000	0	2	2	2.6	4	0	0	1	0	4	3.4	
ORAL ROBERTS	12/19/17	15	4-6	.667	1-2	.500	2-2	1.000	2	1	3	2.6	2	3	2	0	2	11	4.1	
Totals		0	125	18-34	.529	4-9	.444	5-8	.625	5	24	29	2.6	23	4	13	3	6	4.5	4.1

Games played: 11  
Minutes/game: 11.4  
Points/game: 4.1  
FG Pct: 52.9  
3FG Pct: 44.4  
FT Pct: 62.5

Rebounds/game: 2.6  
Assists/game: 0.4  
Turnovers/game: 1.2  
Assist/turnover ratio: 0.3  
Steals/game: 0.5  
Blocks/game: 0.3

## PERSONAL BESTS »

### POINTS

Season: 11 vs. Oral Roberts (12/19/17)

Career: 11 vs. Oral Roberts (12/19/17)

### FIELD GOALS

Season: 4 vs. Oral Roberts (12/19/17)

Career: 4 vs. Oral Roberts (12/19/17)

### FIELD GOALS ATTEMPTED

Season: 7 vs. Colorado State (12/05/17)

Career: 7 vs. Colorado State (12/05/17)

### 3-POINT FIELD GOALS

Season: 2 vs. Colorado State (12/05/17)

Career: 2 vs. Colorado State (12/05/17)

### 3-POINT FG ATTEMPTS

Season: 4 vs. Colorado State (12/05/17)

Career: 4 vs. Colorado State (12/05/17)

### FREE THROWS MADE

Season: 2 vs. Oral Roberts (12/19/17)

Career: 2 vs. Oral Roberts (12/19/17)

### FREE THROWS ATTEMPTS

Season: 2 (3x), last vs. Oral Roberts (12/19/17)

Career: 2 (3x), last vs. Oral Roberts (12/19/17)

### REBOUNDS

Season: 6 vs. UConn (11/26/17)

Career: 6 vs. UConn (11/26/17)

### ASSISTS

Season: 3 vs. Oral Roberts (12/19/17)

Career: 3 vs. Oral Roberts (12/19/17)

### STEALS

Season: 2 vs. Oral Roberts (12/19/17)

Career: 2 vs. Oral Roberts (12/19/17)

### BLOCKS

Season: 2 vs. Bucknell (11/12/17)

Career: 2 vs. Bucknell (11/12/17)

### MINUTES

Season: 18 vs. Colorado State (12/05/17)

Career: 18 vs. Colorado State (12/05/17)

## CAREER STATISTICS AT ARKANSAS »

Season	gp-gs	min/avg	Total fg-fga	pct	3-Point fg-fga	pct	F-Throws ft-fa	pct	Rebounds off def tot	avg	pf	fo	ast	to	blk	stl	Scoring pts	avg
2017-18	11-0	125/11.4	18-34	.529	4-9	.444	5-8	.625	5	24	29	2.6	23	0	4	13	45	4.1
TOTAL	11-0	125/11.4	18-34	.529	4-9	.444	5-8	.625	5	24	29	2.6	23	0	4	13	45	4.1

# GABE OSABUOHEN



#22 | Freshman | Forward | 6-8 | 219 | Toronto, Canada | Southwest Christian Academy

## OSABUOHEN'S NEWS & NOTES »

- Pronounced oh-sah-BOY-en.
- Took two charges in the season-opener, four total this season, to rank tied for second on the team.
- Ranked the No. 5 player in the state of Arkansas & the No. 63 small forward in the country by 247Sports.com.
- Averaged 11 pts, seven rebounds and four assists as a senior for Little Rock's Southwest Christian Academy.
- Helped lead high school team to a 31-2 record and appearance at the NACA National Championships.
- Averaged 12 points and eight rebounds as a junior and played AAU with Grassroots Canada, before joining Team Loaded North Carolina on the Adidas Circuit the last two seasons.

## GAME-BY-GAME STATS »

#22 Gabe Osabuoien

Opponent	Date	gs	min	Total		3-Pointers		Free throws		Rebounds				pf	a	t/o	blk	stl	pts	avg
				fg-fga	pct	3fg-fga	pct	ft-fa	pct	off	def	tot	avg							
SAMFORD	11/10/17	10		1-2	.500	0-0	.000	0-2	.000	0	0	0	0.0	1	0	1	0	0	2	2.0
BUCKNELL	11/12/17	11		1-4	.250	0-1	.000	0-0	.000	1	1	2	1.0	1	0	0	0	0	2	2.0
FRESNO STATE	11/17/17	5		0-1	.000	0-1	.000	0-2	.000	1	0	1	1.0	2	0	0	0	0	0	1.3
vs Oklahoma	11/23/17	dnp		-	-	-	-	-	-	-	-	-	-	-	-	-	-	-	-	-
vs North Carolina	11/24/17	dnp		-	-	-	-	-	-	-	-	-	-	-	-	-	-	-	-	-
vs UCONN	11/26/17	8		0-1	.000	0-0	.000	0-0	.000	1	2	3	1.5	0	1	1	0	1	0	1.0
at Houston	12/02/17	dnp		-	-	-	-	-	-	-	-	-	-	-	-	-	-	-	-	-
COLORADO STATE	12/05/17	8		2-2	1.000	0-0	.000	0-0	.000	1	2	3	1.8	4	0	1	0	0	4	1.6
MINNESOTA	12/09/17	dnp		-	-	-	-	-	-	-	-	-	-	-	-	-	-	-	-	-
vs Troy	12/16/17	2		1-1	1.000	0-0	.000	0-1	.000	0	2	2	1.8	0	1	0	0	0	2	1.7
ORAL ROBERTS	12/19/17	5		0-0	.000	0-0	.000	0-0	.000	0	0	0	1.6	0	0	0	0	0	0	1.4
Totals		0	49	5-11	.455	0-2	.000	0-5	.000	4	7	11	1.6	8	2	3	0	1	10	1.4

Games played: 7  
Minutes/game: 7.0  
Points/game: 1.4  
FG Pct: 45.5  
3FG Pct: 0.0  
FT Pct: 0.0

Rebounds/game: 1.6  
Assists/game: 0.3  
Turnovers/game: 0.4  
Assist/turnover ratio: 0.7  
Steals/game: 0.1

## PERSONAL BESTS »

### POINTS

Season: 4 vs. Colorado State (12/05/17)

Career: 4 vs. Colorado State (12/05/17)

### FIELD GOALS

Season: 2 vs. Colorado State (12/05/17)

Career: 2 vs. Colorado State (12/05/17)

### FIELD GOALS ATTEMPTED

Season: 4 vs. Bucknell (11/12/17)

Career: 4 vs. Bucknell (11/12/17)

### 3-POINT FIELD GOALS

Season: --

Career: --

### 3-POINT FG ATTEMPTS

Season: 1 (2x), last vs. Fresno State (11/17/17)

Career: 1 (2x), last vs. Fresno State (11/17/17)

### FREE THROWS MADE

Season: --

Career: --

### FREE THROWS ATTEMPTS

Season: 2 (2x), last vs. Fresno State (11/17/17)

Career: 2 (2x), last vs. Fresno State (11/17/17)

### REBOUNDS

Season: 3 (2x), last vs. Colorado State (12/05/17)

Career: 3 (2x), last vs. Colorado State (12/05/17)

### ASSISTS

Season: 1 (2x), last vs. Troy (12/16/17)

Career: 1 (2x), last vs. Troy (12/16/17)

### STEALS

Season: 1 vs. UConn (11/26/17)

Career: 1 vs. UConn (11/26/17)

### BLOCKS

Season: --

Career: --

### MINUTES

Season: 11 vs. Bucknell (11/12/17)

Career: 11 vs. Bucknell (11/12/17)

## CAREER STATISTICS AT ARKANSAS »

Season	gp-gs	min/avg	Total		3-Point		F-Throws		Rebounds				Scoring					
			fg-fga	pct	fg-fga	pct	ft-fa	pct	off	def	tot	avg	pf	fo	ast	to	blk	stl
2017-18	7-0	49/7.0	5-11	.455	0-2	.000	0-5	.000	4	7	11	1.6	8	0	2	3	0	1
TOTAL	7-0	49/7.0	5-11	.455	0-2	.000	0-5	.000	4	7	11	1.6	8	0	2	3	0	1

# C.J. JONES

#23 | Sophomore | Guard | 6-5 | 175 | Birmingham, Ala. | Central Park Christian



## JONES' NEWS & NOTES »

- Over the last seven games, Jones has six games of three-plus made three pointers, including two games of five made threes, tying his career high. In that stretch, Jones has gone 23-of-45 (.511).
- Averaged 15.2 points per game in the five-game stretch prior to the Troy game, hitting 18 three-pointers in that span.
- Had a streak of 5-straight games of 3 or more made three pointers, including a career-high 5 against Minnesota.
- 111 of his 173 career points have come from made 3-pointers.
- Has seven double-figure scoring efforts through 11 games, after having two total last season in 21 games.
- Had a career-high five rebounds against Bucknell, to go along with seven points and one assist.
- After having six assists last season, Jones has nine through 11 games this year.
- Played in 21 games as a freshman, averaging 2.4 points per contest.

## GAME-BY-GAME STATS »

#23 C.J. Jones

Opponent	Date	gs	min	Total		3-Pointers		Free throws		Rebounds				pf	a	t/o	blk	stl	pts	avg
				fg-fga	pct	3fg-fga	pct	ft-fa	pct	off	def	tot	avg							
SAMFORD	11/10/17	21	4-7	.571	2-5	.400	0-0	.000	0	3	3	3.0	0	1	0	0	0	10	10.0	
BUCKNELL	11/12/17	20	3-8	.375	0-1	.000	1-1	1.000	0	5	5	4.0	0	1	0	0	1	7	8.5	
FRESNO STATE	11/17/17	16	3-6	.500	0-2	.000	0-0	.000	0	2	2	3.3	0	1	0	0	0	6	7.7	
vs Oklahoma	11/23/17	10	1-4	.250	0-2	.000	0-0	.000	0	1	1	2.8	1	0	1	0	0	2	6.3	
vs North Carolina	11/24/17	26	4-11	.364	4-10	.400	0-0	.000	0	2	2	2.6	1	0	0	0	1	12	7.4	
vs UCONN	11/26/17	21	5-8	.625	3-6	.500	6-6	1.000	0	1	1	2.3	1	1	0	0	1	19	9.3	
at Houston	12/02/17	20	4-9	.444	3-6	.500	0-0	.000	0	3	3	2.4	2	0	1	0	0	11	9.6	
COLORADO STATE	12/05/17	23	7-9	.778	3-5	.600	2-2	1.000	0	1	1	2.3	1	2	0	0	0	19	10.8	
MINNESOTA	12/09/17	15	5-7	.714	5-7	.714	0-0	.000	0	1	1	2.1	3	0	1	0	0	15	11.2	
vs Troy	12/16/17	17	2-5	.400	0-3	.000	2-2	1.000	0	2	2	2.1	0	1	1	1	1	6	10.7	
ORAL ROBERTS	12/19/17	19	5-10	.500	5-8	.625	0-0	.000	0	2	2	2.1	2	2	1	2	0	15	11.1	
Totals		0	208	43-84	.512	25-55	.455	11-11	1.000	0	23	23	2.1	11	9	5	3	4	122	11.1

Games played: 11  
Minutes/game: 18.9  
Points/game: 11.1  
FG Pct: 51.2  
3FG Pct: 45.5  
FT Pct: 100.0

Rebounds/game: 2.1  
Assists/game: 0.8  
Turnovers/game: 0.5  
Assist/turnover ratio: 1.8  
Steals/game: 0.4  
Blocks/game: 0.3

## PERSONAL BESTS »

### POINTS

Season: 19 (2x), last vs. Colorado State (12/05/17)  
Career: 19 (2x), last vs. Colorado State (12/05/17)

### FIELD GOALS

Season: 7 vs. Colorado State (12/05/17)  
Career: 7 vs. Colorado State (12/05/17)

### FIELD GOALS ATTEMPTED

Season: 11 vs. North Carolina (11/24/17)  
Career: 11 vs. North Carolina (11/24/17)

### 3-POINT FIELD GOALS

Season: 5 (2x), last vs. Oral Roberts (12/19/17)  
Career: 5 (2x), last vs. Oral Roberts (12/19/17)

### 3-POINT FG ATTEMPTS

Season: 10 vs. North Carolina (11/24/17)  
Career: 10 vs. North Carolina (11/24/17)

### FREE THROWS MADE

Season: 6 vs. UConn (11/26/17)  
Career: 6 vs. UConn (11/26/17)

### FREE THROWS ATTEMPTS

Season: 6 vs. UConn (11/26/17)  
Career: 6 vs. UConn (11/26/17)

### REBOUNDS

Season: 5 vs. Bucknell (11/12/17)  
Career: 5 vs. Bucknell (11/12/17)

### ASSISTS

Season: 2 (2x), last vs. Oral Roberts (12/19/17)  
Career: 2 (3x), last vs. Oral Roberts (12/19/17)

### STEALS

Season: 1 (3x), last vs. Troy (12/16/17)  
Career: 1 (4x), last vs. Troy (12/16/17)

### BLOCKS

Season: 2 vs. Oral Roberts (12/19/17)  
Career: 3 vs. Austin Peay (12/03/16)

### MINUTES

Season: 26 vs. North Carolina (11/24/17)  
Career: 26 vs. North Carolina (11/24/17)

## CAREER STATISTICS AT ARKANSAS »

			Total		3-Point		F-Throws		Rebounds											Scoring	
Season	gp-gs	min/avg	fg-fga	pct	fg-fga	pct	ft-fa	pct	off	def	tot	avg	pf	fo	ast	to	blk	stl	pts	avg	
2016-17	21-0	126/6.0	17-36	.472	12-24	.500	5-7	.714	0	13	13	0.6	11	0	6	4	5	1	51	2.4	
2017-18	11-0	208/18.9	43-84	.512	25-55	.455	11-11	1.000	0	23	23	2.1	11	0	9	5	3	4	122	11.1	
TOTAL	32-0	334/10.4	60-120	.500	37-79	.468	16-18	.889	0	36	36	1.1	22	0	15	9	8	5	173	5.4	

# ANTON BEARD



#31 | Senior | Guard | 6-0 | 185 | North Little Rock, Ark. | North Little Rock HS

## BEARD'S NEWS & NOTES »

- One of five players on the team averaging double figures in scoring at 11.8 points per game.
- Has pulled down three-plus rebounds in eight of the last 12 games, dating back to last year.
- Leads the team with eight three-plus assist games this season.
- Has at least three assists and one steal in six of 11 games this season.
- Scored in double-figures five straight games to start the season, six times dating back to last season, for the longest streak in his career.
- Started 11 of 36 games played as a junior, averaging 7.2 points, 2.1 rebounds and 1.9 assists per game.
- Scored in double-figures in 15 games last year, including a season-high 16 in three contests against Sam Houston State (Dec. 22), at Tennessee (Jan. 3) and LSU (Jan. 21).
- Played 20 minute in the second round of the NCAA Tournament against No. 1 North Carolina, scoring 10 points and adding three assists.

## GAME-BY-GAME STATS »

#31 Anton Beard

Opponent	Date	gs	min	Total		3-Pointers		Free throws		Rebounds				pf	a	t/o	blk	stl	pts	avg	
				fg-fga	pct	3fg-fga	pct	ft-fa	pct	off	def	tot	avg								
SAMFORD	11/10/17	*	26	5-10	.500	1-3	.333	3-3	1.000	1	1	2	2.0	1	6	2	0	1	14	14.0	
BUCKNELL	11/12/17	*	28	3-9	.333	0-3	.000	5-5	1.000	1	1	2	2.0	2	1	2	0	2	11	12.5	
FRESNO STATE	11/17/17	*	28	5-9	.556	1-3	.333	4-6	.667	0	3	3	2.3	3	3	0	0	1	15	13.3	
vs Oklahoma	11/23/17	*	35	4-12	.333	0-1	.000	6-6	1.000	1	2	3	2.5	2	3	3	0	1	14	13.5	
vs North Carolina	11/24/17	*	38	4-15	.267	2-6	.333	0-0	.000	0	3	3	2.6	3	4	3	0	1	10	12.8	
vs UCONN	11/26/17	*	27	2-6	.333	1-3	.333	4-4	1.000	1	3	4	2.8	2	4	1	0	0	9	12.2	
at Houston	12/02/17	*	33	4-10	.400	2-5	.400	3-5	.600	0	2	2	2.7	2	3	1	0	1	13	12.3	
COLORADO STATE	12/05/17	*	26	3-8	.375	1-4	.250	2-2	1.000	1	2	3	2.8	3	2	0	0	2	9	11.9	
MINNESOTA	12/09/17	*	31	4-9	.444	1-3	.333	1-2	.500	0	3	3	2.8	3	6	2	0	0	10	11.7	
vs Troy	12/16/17	*	28	5-10	.500	1-5	.200	0-0	.000	0	2	2	2.7	2	2	2	0	1	11	11.6	
ORAL ROBERTS	12/19/17	*	29	5-8	.625	2-3	.667	2-4	.500	3	1	4	2.8	3	4	1	0	2	14	11.8	
Totals			11	329	44-106	.415	12-39	.308	30-37	.811	8	23	31	2.8	26	38	17	0	12	130	11.8

Games played: 11  
Minutes/game: 29.9  
Points/game: 11.8  
FG Pct: 41.5  
3FG Pct: 30.8  
FT Pct: 81.1

Rebounds/game: 2.8  
Assists/game: 3.5  
Turnovers/game: 1.5  
Assist/turnover ratio: 2.2  
Steals/game: 1.1

## PERSONAL BESTS »

### POINTS

Season: 15 vs. Fresno State (11/17/17)  
Career: 18 at Georgia (01/23/16)

### FIELD GOALS

Season: 5 (4x), last vs. Oral Roberts (12/19/17)  
Career: 6 at Tennessee (01/03/17)

### FIELD GOALS ATTEMPTED

Season: 15 vs. North Carolina (11/24/17)  
Career: 15 vs. North Carolina (11/24/17)

### 3-POINT FIELD GOALS

Season: 2 (3x), last vs. Oral Roberts (12/19/17)  
Career: 4 at Ole Miss (02/14/15)

### 3-POINT FG ATTEMPTS

Season: 6 vs. North Carolina (11/24/17)  
Career: 7 at Dayton (12/30/15)

### FREE THROWS MADE

Season: 6 vs. Oklahoma (11/23/17)  
Career: 7 at Georgia (01/23/16)

### FREE THROWS ATTEMPTS

Season: 6 (2x), last vs. Oklahoma (11/23/17)  
Career: 9 at Georgia (01/23/16)

### REBOUNDS

Season: 4 (2x), last vs. Oral Roberts (12/19/17)  
Career: 7 vs. Delaware State (11/21/15)

### ASSISTS

Season: 6 (2x), last vs. Minnesota (12/09/17)  
Career: 7 vs. LSU (01/21/17)

### STEALS

Season: 2 (3x), last vs. Oral Roberts (12/19/17)  
Career: 5 vs. Milwaukee (12/22/14)

### BLOCKS

Season: --  
Career: 1 (2x), last vs. Seton Hall (03/17/17)

### MINUTES

Season: 38 vs. North Carolina (11/24/17)  
Career: 38 vs. North Carolina (11/24/17)

## CAREER STATISTICS AT ARKANSAS »

Season	gp-gs	min/avg	Total		3-Point		F-Throws		Rebounds				Scoring							
			fg-fga	pct	fg-fga	pct	ft-fa	pct	off	def	tot	avg	pf	fo	ast	to	blk	stl	pts	avg
2014-15	35-16	662/18.9	66-172	.384	31-88	.352	35-55	.636	31	36	67	1.9	84	4	53	32	0	35	198	5.7
2015-16	23-1	481/20.9	57-164	.348	19-66	.288	27-42	.643	13	40	53	2.3	53	2	41	17	2	24	160	7.0
2016-17	36-11	755/21.0	86-213	.404	32-90	.356	56-75	.747	29	46	75	2.1	69	2	70	37	1	39	260	7.2
2017-18	11-11	329/29.9	44-106	.415	12-39	.308	30-37	.811	8	23	31	2.8	26	0	38	17	0	12	130	11.8
TOTAL	105-39	2227/21.2	253-655	.386	94-283	.332	148-209	.708	81	145	226	2.2	232	8	202	103	3	110	748	7.1



GAME

1

Arkansas vs Samford  
Nov. 10, 2017 at 7 p.m. at Fayetteville, Ark. (Bud Walton Arena)

Samford 56 • 0-1

#	Player	Total		3-Ptr	Rebounds			PF	TP	A	TO	Blk	Stl	Min
		FG-FGA	FG-FGA		Off	Def	Tot							
20	Alex Thompson	f	4-11	2-9	0-0	0	2	2	3	10	1	2	0	25
33	Wyatt Walker	c	2-7	0-0	0-0	2	2	4	3	4	0	2	0	15
00	Christen Cunningham	g	3-7	1-2	0-0	1	2	3	0	7	1	4	0	28
03	Josh Sharkey	g	2-7	0-1	2-3	1	2	3	3	6	4	6	0	24
22	D Denzel-Dyson	g	2-6	1-4	3-4	1	1	2	1	8	1	2	0	21
01	Kevin Nolan		1-2	1-2	0-0	0	1	1	0	3	0	0	0	5
02	Justin Coleman		2-8	1-4	1-2	1	1	2	2	6	3	1	0	23
04	Triston Chambers		2-5	2-5	0-0	1	0	1	2	6	0	0	0	19
13	Eric Adams		1-2	0-0	0-0	1	2	3	3	2	0	1	1	9
15	Stefan Lakic		0-3	0-2	2-2	1	0	1	0	2	0	0	0	10
24	Gerald Smith		0-0	0-0	0-0	0	0	0	0	0	1	0	0	1
55	Alex Peters		1-3	0-0	0-4	2	2	4	3	2	1	1	0	20
Team						4	2	6						
Totals			20-61	8-29	8-15	15	17	32	20	56	12	19	1	6 200
FG % 1st Half: 7-26 26.9% 2nd half: 13-35 37.1% Game: 20-61 32.8% Deadball Rebounds 4,3														
3FG % 1st Half: 2-12 16.7% 2nd half: 6-17 35.3% Game: 8-29 27.6%														
FT % 1st Half: 3-4 75.0% 2nd half: 5-11 45.5% Game: 8-15 53.3%														

Arkansas 95 • 1-0

#	Player	Total		3-Ptr	Rebounds			PF	TP	A	TO	Blk	Stl	Min
		FG-FGA	FG-FGA		Off	Def	Tot							
01	Trey Thompson	f	4-4	0-0	0-0	1	7	8	2	8	3	0	0	1 25
02	Adrio Bailey	f	7-8	0-0	1-1	2	4	6	0	15	1	3	2	1 25
00	Jaylen Barford	g	5-11	2-5	4-5	0	4	4	3	16	6	2	1	1 29
04	Daryl Macon	g	5-9	4-7	2-2	0	3	3	2	16	8	1	0	2 30
31	Anton Beard	g	5-10	1-3	3-3	1	1	2	1	14	6	2	0	1 26
10	Daniel Gafford		4-6	0-0	2-5	2	2	4	5	10	2	0	3	0 17
14	JT Plummer		0-0	0-0	0-0	0	0	0	0	0	0	0	0	0 2
15	Jonathan Holmes		0-2	0-1	1-2	0	0	1	0	1	1	0	0	0 3
20	Darius Hall		1-4	0-1	1-2	1	2	3	4	3	0	2	0	1 12
22	Gabe Osabuohien		1-2	0-0	0-2	0	0	0	1	2	0	1	0	0 10
23	C.J. Jones		4-7	2-5	0-0	0	3	3	0	10	1	0	0	0 21
Team						0	1	1						
Totals			36-63	9-22	14-22	7	28	35	18	95	28	11	6	7 200
FG % 1st Half: 18-30 60.0% 2nd half: 18-33 54.5% Game: 36-63 57.1% Deadball Rebounds 8,1														
3FG % 1st Half: 7-13 53.8% 2nd half: 2-9 22.2% Game: 9-22 40.9%														
FT % 1st Half: 4-6 66.7% 2nd half: 10-16 62.5% Game: 14-22 63.6%														

Officials: Tony Greene, K.B. Burdette Jr., Nathan Bemis  
Technical fouls: Samford-None. Arkansas-None.  
Attendance: 13407  
Estimated Actual Attendance: 8,054  
Fouled Out: Arkansas, #10, Gafford (1:35, 2H)

Score by periods	1st	2nd	Total	Points	In Paint	T/O	2nd Chance	Fast Break	Bench
Samford	19	37	56	SAM	20	14	17	9	26
Arkansas	47	48	95	AR	44	35	7	19	26

Last FG - SAM 2nd-00:34, AR 2nd-00:01.  
Largest lead - SAM by 1 1st-16:52, AR by 44 2nd-12:09.  
SAM led for 00:07. AR led for 38:45. Game was tied for 01:08.

Score tied - 1 time.  
Lead changed - 2 times.

GAME

3

Arkansas vs Fresno State  
Nov. 17, 2017 at 7 p.m. at Fayetteville, Ark. (Bud Walton Arena)

Fresno State 75 • 2-1

#	Player	Total		3-Ptr	Rebounds			PF	TP	A	TO	Blk	Stl	Min
		FG-FGA	FG-FGA		Off	Def	Tot							
11	BRYSON WILLIAMS	f	11-15	0-0	0-1	5	4	9	5	22	2	3	0	1 32
34	TRELL CARTER II	c	2-5	0-0	1-3	2	0	2	4	5	0	1	0	0 13
01	JARON HOPKINS	g	4-8	0-0	1-5	1	9	10	4	9	5	3	1	2 38
21	DESHON TAYLOR	g	4-14	1-5	10-10	0	4	4	2	19	1	3	0	0 33
22	RAY BOWLES	g	1-8	0-3	1-2	2	3	5	2	3	2	1	0	1 29
03	JOHNNY MCWILLIAMS		0-0	0-0	0-0	0	0	0	0	0	0	0	0	0+4
05	JAHEML TAYLOR		4-7	4-7	0-0	0	1	1	4	12	0	2	0	1 28
20	SAM BITTNER		1-2	1-1	0-0	1	3	4	4	3	1	1	0	0 16
32	NATE GRIMES		1-2	0-0	0-1	1	3	4	4	2	0	1	1	0 11
Team						0	1	1						
Totals			28-61	6-16	13-22	12	28	40	29	75	11	16	2	5 200
FG % 1st Half: 9-29 31.0% 2nd half: 19-32 59.4% Game: 28-61 45.9% Deadball Rebounds 4														
3FG % 1st Half: 2-8 25.0% 2nd half: 4-8 50.0% Game: 6-16 37.5%														
FT % 1st Half: 5-10 50.0% 2nd half: 8-12 66.7% Game: 13-22 59.1%														

Arkansas 83 • 3-0

#	Player	Total		3-Ptr	Rebounds			PF	TP	A	TO	Blk	Stl	Min
		FG-FGA	FG-FGA		Off	Def	Tot							
01	Trey Thompson	f	1-2	0-0	1-3	1	0	1	4	3	0	4	0	0 10
02	Adrio Bailey	f	1-2	0-0	3-4	2	3	5	3	5	3	0	2	0 28
00	Jaylen Barford	g	5-13	2-4	6-8	3	4	7	3	18	5	2	0	0 35
04	Daryl Macon	g	3-10	1-3	4-4	1	1	2	1	11	1	3	1	1 34
31	Anton Beard	g	5-9	1-3	4-6	0	3	3	3	15	3	0	0	1 28
10	Daniel Gafford		9-11	0-0	7-10	0	8	8	3	25	1	1	3	2 30
20	Darius Hall		0-2	0-1	0-1	0	3	3	2	0	1	1	0	1 14
22	Gabe Osabuohien		0-1	0-1	0-2	1	0	1	2	0	0	0	0	0 5
23	C.J. Jones		3-6	0-2	0-0	0	2	2	0	6	1	0	0	0 16
Team						1	0	1						
Totals			27-56	4-14	25-38	9	24	33	21	83	15	11	6	5 200
FG % 1st Half: 12-27 44.4% 2nd half: 15-29 51.7% Game: 27-56 48.2% Deadball Rebounds 5,2														
3FG % 1st Half: 3-9 33.3% 2nd half: 1-5 20.0% Game: 4-14 28.6%														
FT % 1st Half: 12-17 70.6% 2nd half: 13-21 61.9% Game: 25-38 65.8%														

Officials: Doug Simmons, Peter Juzenas, Robert Felder  
Technical fouls: Fresno State-None. Arkansas-None.  
Attendance: 15051  
Estimated Actual Attendance: 12,227  
Fouled Out: Fresno State #11, Williams (1:32, 2H)

Score by periods	1st	2nd	Total	Points	In Paint	T/O	2nd Chance	Fast Break	Bench
Fresno State	25	50	75	FS	36	11	14	9	17
Arkansas	39	44	83	AR	40	20	13	12	31

Last FG - FS 2nd-00:06, AR 2nd-00:30.  
Largest lead - FS by 6 1st-17:50, AR by 19 2nd-10:32.  
FS led for 04:42. AR led for 35:05. Game was tied for 00:13.

Score tied - 0 times.  
Lead changed - 1 time.

GAME

2

Arkansas vs Bucknell  
Nov. 12, 2017 at 5 p.m. at Fayetteville, Ark. (Bud Walton Arena)

Bucknell 73 • 0-2

#	Player	Total		3-Ptr	Rebounds			PF	TP	A	TO	Blk	Stl	Min
		FG-FGA	FG-FGA		Off	Def	Tot							
23	Zach Thomas	f	7-13	5-7	5-9	3	7	10	1	24	3	4	1	0 30
20	Nana Foulland	c	7-12	0-0	3-6	2	1	3	4	17	0	3	1	0 30
01	Kimbal Mackenzie	f	1-5	1-3	0-0	0	0	0	2	3	1	1	0	0 13
02	Stephen Brown	g	5-9	1-3	2-2	0	2	2	1	13	9	3	0	0 28
11	Avi Toomer	g	3-7	2-5	0-0	0	1	1	4	8	0	2	0	1 25
00	Paul Newman		0-0	0-0	0-0	0	1	1	0	0	0	1	0	0 2
03	Jimmy Sotos		2-4	1-3	0-1	0	0	0	3	5	1	0	0	0 16
04	Nate Sestina		0-2	0-1	0-0	2	2	4	2	0	0	1	0	0 14
05	Jordan Sechan		0-1	0-1	0-0	0	0	0	0	0	0	0	0	0 1
12	John Meeks		0-0	0-0	0-0	0	1	1	0	0	0	0	0	0 5
13	Bruce Moore		0-2	0-1	0-0	0	0	0	2	0	0	0	2	1 15
14	Ben Robertson		0-0	0-0	0-0	0	0	0	1	0	0	2	0	1 5
15	Nate Jones		1-3	1-3	0-0	0	0	0	1	3	1	0	0	0 13
22	Matt O'Reilly		0-0	0-0	0-0	0	0	0	0	0	0	0	0	0 3
Team						3	0	3						
Totals			26-58	11-27	10-18	10	15	25	21	73	15	18	3	3

# GAME 5 Arkansas vs No. 9 North Carolina Nov. 24, 2017 at 12:30 p.m. at Portland, Ore. (Memorial Coliseum)

North Carolina 87 • 5-0

#	Player		Total			3-Ptr		Rebounds			PF	TP	A	TO	Blk	Stl	Min
			FG-FGA	FG-FGA	FT-FTA	Off	Def	Tot	Off	Def							
15	Garrison Brooks	f	2-6	0-0	0-0	1	2	3	0	4	0	0	1	0	0	19	
32	Luke Maye	f	11-16	4-5	2-4	5	11	16	2	28	5	5	1	0	0	34	
01	Theo Pinson	g	3-6	0-1	3-4	1	3	4	3	9	2	5	3	0	0	33	
02	Joel Berry II	g	3-12	0-1	7-8	0	2	2	2	13	4	0	0	1	0	34	
24	Kenny Williams	g	7-12	3-5	2-2	0	8	8	3	19	1	2	1	1	0	35	
00	Seventh Woods		0-2	0-1	0-0	0	1	1	1	0	1	0	0	0	0	6	
03	Andrew Platek		1-2	0-1	0-0	0	0	0	0	2	2	0	1	0	0	7	
04	Brandon Robinson		2-4	0-0	1-1	2	4	6	2	5	0	0	0	0	0	15	
05	Jalek Felton		1-2	1-2	0-0	0	0	0	0	3	1	0	0	0	0	6	
21	Sterling Manley		1-1	0-0	2-2	0	2	2	0	4	0	2	0	0	0	8	
42	Brandon Huffman		0-0	0-0	0-0	0	0	0	0	0	0	0	0	0	0	3	
Team						2	2	4									
Totals				31-63	8-16	17-21	11	35	46	13	87	16	14	7	2	200	

FG % 1st Half: 13-27 48.1%

2nd half: 18-36 50.0%

Game: 31-63 49.2%

3FG % 1st Half: 4-8 50.0%

2nd half: 4-8 50.0%

Game: 8-16 50.0%

FT % 1st Half: 7-11 63.6%

2nd half: 10-10 100.0

Game: 17-21 81.0%

Deadball Rebounds 4,2

Arkansas 68 • 4-1

##	Player		Total		3-Ptr		Rebounds			PF	TP	A	TO	Blk	Stl	Min
			FG-FGA	FG-FGA	FT-FTA	Off	Def	Tot								
01	Trey Thompson	f	2-3	0-0	0-2	1	1	2	2	4	2	0	1	1	0	26
02	Adrio Bailey	f	2-5	0-0	0-0	1	3	4	1	4	0	0	5	0	0	18
04	Jaylen Barford	g	9-17	2-6	1-1	0	3	3	4	21	2	3	1	2	0	27
04	Daryl Macon	g	2-11	1-5	2-2	0	1	1	0	7	2	1	0	1	0	23
31	Anton Beard	g	4-15	2-6	0-0	0	3	3	3	10	4	3	0	1	0	38
10	Daniel Gafford		2-4	0-0	1-2	2	4	6	4	5	0	0	2	1	0	15
13	Dustin Thomas		1-4	0-0	0-0	2	2	4	3	2	0	2	0	1	0	22
20	Darius Hall		1-2	0-0	1-1	1	0	1	1	3	0	0	0	0	0	5
23	C.J. Jones		4-11	4-10	0-0	0	2	2	1	12	0	0	0	1	0	26
Team						2	2	4								
Totals			27-72	9-27	5-8	9	21	30	19	68	10	9	9	8	0	200

FG % 1st Half: 10-31 32.3%

2nd half: 17-41 41.5%

Game: 27-72 37.5%

3FG % 1st Half: 4-11 36.4%

2nd half: 5-16 31.3%

Game: 9-27 33.3%

FT % 1st Half: 2-4 50.0%

2nd half: 3-4 75.0%

Game: 5-8 62.5%

Deadball Rebounds 2

Officials: Roger Ayers, Randy McCall, A.J. DeSai

Technical fouls: North Carolina-None. Arkansas-None.

Attendance:

Score by periods	1st	2nd	Total
North Carolina	37	50	87
Arkansas	26	42	68

Points	In	Off	2nd	Fast	Bench
NC	Paint	T/O	Chance	Break	
AR	38	15	8	8	14
	28	15	6	2	22

Last FG - NC 2nd-00:44, AR 2nd-03:32.

Largest lead - NC by 19 2nd-00:24, AR by 6 1st-15:05.

NC led for 31:21. AR led for 07:25. Game was tied for 01:14.

# GAME 6 Arkansas vs UConn Nov. 26, 2017 at 2:44 p.m. at Portland, Ore. (Moda Center)

Arkansas 102 • 5-1

#	Player	Total			3-Ptr		Rebounds			PF	TP	A	TO	Blk	Stl	Min
		FG-FGA	FG-FGA	FT-FTA	Off	Def	Tot	Off	Def							
00	Jaylen Barford	*	9-12	4-5	2-2	0	4	4	0	24	3	2	0	0	0	27
01	Trey Thompson	*	0-1	0-0	1-2	0	3	3	1	1	5	0	0	0	0	19
02	Adrio Bailey	*	4-7	0-0	0-1	2	2	4	2	8	0	0	1	1	0	24
04	Daryl Macon	*	5-9	2-4	4-6	0	3	3	1	16	2	1	0	1	0	26
31	Anton Beard	*	2-6	1-3	4-4	1	3	4	2	9	4	1	0	0	0	27
10	Daniel Gafford		3-4	0-0	3-6	1	4	5	5	9	0	3	0	0	0	14
13	Dustin Thomas		1-2	0-0	5-6	1	3	4	2	7	0	2	0	1	0	15
14	JT Plummer		0-0	0-0	0-0	0	0	0	0	0	0	0	0	0	0	1
15	Jonathan Holmes		1-2	0-0	0-0	1	0	1	0	2	0	1	0	0	0	4
20	Darius Hall		3-3	1-1	0-0	0	6	6	3	7	0	2	0	0	0	14
22	Gabe Osabuohien		0-1	0-0	0-0	1	2	3	0	0	1	1	0	1	0	8
23	C.J. Jones		5-8	3-6	6-6	0	1	1	1	19	1	0	0	0	1	21
Team						1	3	4								
Totals			33-55	11-19	25-33	8	34	42	17	102	16	14	1	5		200

FG % 1st Half: 16-29 55.2%

2nd half: 17-26 65.4%

Game: 33-55 60.0%

3FG % 1st Half: 5-9 55.6%

2nd half: 6-10 60.0%

Game: 11-19 57.9%

FT % 1st Half: 8-13 61.5%

2nd half: 17-20 85.0%

Game: 25-33 75.8%

Deadball Rebounds 4,1

UConn 67 • 4-2

#	Player	Total			3-Ptr			Rebounds			PF	TP	A	TO	Blk	Stl	Min
		FG-FGA	FG-FGA	FT-FTA	Off	Def	Tot	Off	Def	Tot							
00	Antwoine Anderson	*	3-8	1-4	3-5	0	2	2	4	10	2	2	0	1	0	36	
03	Alterique Gilbert	*	0-5	0-3	1-2	0	1	1	1	1	0	1	0	0	0	17	
04	Jalen Adams	*	10-21	4-10	1-3	0	3	3	4	25	3	4	0	4	0	36	
22	Terry Larrier	*	7-14	2-4	2-2	1	1	2	2	18	0	2	0	0	0	27	
25	Josh Carlton	*	0-0	0-0	1-2	1	1	2	2	1	2	4	0	0	0	16	
01	Christian Vital		1-7	0-4	4-4	2	2	4	3	6	1	0	0	2	0	25	
05	Isaiah Whaley		0-0	0-0	0-0	0	0	0	1	0	1	0	0	1	0	6	
11	Kwintin Williams		0-0	0-0	0-0	0	0	0	1	0	0	0	0	0	0	3	
12	Tyler Polley		1-2	0-1	0-0	0	0	0	2	2	0	0	0	0	0	15	
21	Mamadou Diarra		1-4	0-0	2-4	2	3	5	2	4	0	1	1	0	0	13	
31	Mike Noyes		0-0	0-0	0-0	0	0	0	0	0	0	0	0	0	0	1	
34	David Onuorah		0-0	0-0	0-0	0	2	2	4	0	0	0	0	0	0	5	
Team						2	3	5									
Totals			23-61	7-26	14-22	8	18	26	26	67	9	14	1	8		200	

FG % 1st Half: 11-28 39.3%

2nd half: 12-33 36.4%

Game: 23-61 37.7%

3FG % 1st Half: 3-12 25.0%

2nd half: 4-14 28.6%

Game: 7-26 26.9%

FT % 1st Half: 6-11 54.5%

2nd half: 8-11 72.7%

Game: 14-22 63.6%

Deadball Rebounds 3

Officials: Terry Wymer, Tony Padilla, Mark Schur

Technical fouls: Arkansas-TEAM. UCONN-None.

Attendance: 11571

Daniel Gafford (Ark) fouls out with 6:35 left in the 2nd half

Score by periods	1st	2nd	Total
Arkansas	45	57	102
UConn	31	36	67

Points	In	Off	2nd	Fast	Bench
AR	Paint	T/O	Chance	Break	
UConn	38	20	9	13	44
	38	16	7	3	12

Last FG - AR 2nd-00:56, UCONN 2nd-00:27.

Largest lead - AR by 42 2nd-02:03, UCONN None.

AR led for 39:49, UCONN led for 00:00. Game was tied for 00:11.

# GAME 7 Arkansas at Houston Dec. 2, 2017 at 6:30 p.m. at Houston, Texas (H&PE Arena)

Arkansas 65 • 5-2

#	Player		Total			3-Ptr			Rebounds			PF	TP	A	TO	Blk	Stl	Min
			FG-FGA	FG-FGA	FT-FTA	Off	Def	Tot	Off	Def	Tot							
01	Trey Thompson	r	0-3	0-0	0-0	0	2	2	4	0	0	3	1	1	0		22	
02	Adrio Bailey	r	1-2	0-0	2-3	0	1	1	3	4	0	1	0	0	0		11	
00	Jaylen Barford	g	3-11	0-3	7-9	2	1	3	2	13	2	3	0	0	0		36	
04	Daryl Macon	g	3-10	1-4	3-5	0	0	0	2	10	1	2	0	0	0		29	
31	Anton Beard	g	4-10	2-5	3-5	0	2	2	2	13	3	1	0	1	0		33	
10	Daniel Gafford		1-4	0-0	3-4	3	3	6	2	5	1	1	0	1	0		18	
13	Dustin Thomas		3-6	0-1	3-4	2	4	6	2	9	0	0	0	1	0		28	
20	Darius Hall		0-0	0-0	0-0	0	1	1	0	0	0	1	0	0	0		3	
23	C.J. Jones		4-9	3-6	0-0	0	3	3	2	11	0	1	0	0	0		20	
Team						1	4	5										
Totals				19-55	6-19	21-30	8	21	29	19	65	7	13	1	4		200	

FG % 1st Half: 8-25 32.0%

2nd half: 11-30 36.7%

Game: 19-55 34.5%

3FG % 1st Half: 4-8 50.0%

2nd half: 2-11 18.2%

Game: 6-19 31.6%

FT % 1st Half: 9-12 75.0%

2nd half: 12-18 66.7%

Game: 21-30 70.0%

Deadball Rebounds  
7

Houston 91 • 6-1

Houston 91 • 6-1

#	Player	FG-FGA	FG-FGA	FT-FTA	Off	Def	Tot	PF	TP	A	TO	Blk	Stl	Min	
15	Devin Davis	f	10-14	1-2	7-8	4	6	10	4	28	2	1	2	0	32
24	Breon Brady	f	0-4	0-0	4-4	0	4	4	3	4	0	2	2	1	16
5	Corey Davis Jr.	g	5-12	5-11	2-3	0	2	2	4	17	3	2	0	2	37
25	Jr., Galen Robinson	g	1-2	0-0	0-0	0	3	3	3	2	9	2	0	3	30
32	Rob Gray	g	3-8	0-2	5-5	0	4	4	3	11	2	3	0	0	23
02	Mike Adewunmi	g	0-2	0-1	0-0	0	1	1	0	0	0	0	0	0	2
03	Armoni Brooks	g	3-4	3-4	2-2	0	1	1	0	11	1	0	0	1	11
12	Wes Vanbeck	g	2-2	1-1	2-4	1	0	1	1	7	0	0	0	0	14
13	Nura Zanna	g	2-3	0-0	1-2	1	6	7	5	5	1	1	0	0	16
20	Gabe Grant	g	0-1	0-0	0-0	0	1	1	0	0	0	0	0	0	3
31	Valentine Sangoyomi	g	1-1	0-0	0-0	0	0	0	0	0	1	0	0	0	3
35	Fabian White Jr.	g	0-3	0-0	0-0	1	2	3	3	6	0	1	0	1	13
	Team					1	0	1							
	Totals		29-56	10-21	23-28	8	30	38	26	91	19	12	4	8	200
	FG % 1st Half: 14-27	51.9%	2nd half: 15-29	51.7%	Game: 29-56	51.8%									Deadball
	3FG % 1st Half: 7-12	58.3%	2nd half: 3-9	33.3%	Game: 10-21	47.6%									Rebounds
	FT % 1st Half: 9-11	81.8%	2nd half: 1-7	82.4%	Game: 23-28	82.1%									3

GAME

9

Arkansas vs No. 14 Minnesota

Dec. 9, 2017 at 5:45 p.m. at Fayetteville, Ark. (Bud Walton Arena)

Minnesota 79 • 8-3

#	Player	Total		3-Ptr	Rebounds			PF	TP	A	TO	Blk	Stl	Min
		FG-FGA	FG-FGA		Off	Def	Tot							
03	Jordan Murphy	f	7-13	0-0	6-11	4	6	10	4	20	1	3	0	36
22	Reggie Lynch	c	1-3	0-0	3-4	1	2	3	4	5	0	2	1	14
01	Dupree McBrayer	g	2-4	2-4	0-2	1	1	2	2	6	0	2	1	28
02	Nate Mason	g	4-12	2-8	7-8	1	3	4	2	17	6	2	0	35
05	Amir Coffey	g	6-11	1-3	5-6	1	5	6	1	18	1	1	0	35
11	Isaiah Washington		3-10	0-2	1-1	0	3	3	1	7	1	0	0	18
20	Davonte Fitzgerald		0-4	0-1	0-0	0	0	0	2	0	0	0	0	9
41	Gaston Diedhiou		2-3	0-0	2-4	1	2	3	3	6	1	0	0	18
42	Michael Hurt		0-1	0-1	0-1	0	3	3	0	0	0	0	0	7
Team						5	0	5						
Totals			25-61	5-19	24-37	14	25	39	19	79	10	10	2	200
FG % 1st Half: 14-31 45.2% 2nd half: 11-30 36.7% Game: 25-61 41.0%														
3FG % 1st Half: 4-11 36.4% 2nd half: 1-8 12.5% Game: 5-19 26.3%														
FT % 1st Half: 10-16 62.5% 2nd half: 14-21 66.7% Game: 24-37 64.9%														
Deadball Rebounds 9														

Arkansas 95 • 7-2

#	Player	Total		3-Ptr	Rebounds			PF	TP	A	TO	Blk	Stl	Min
		FG-FGA	FG-FGA		Off	Def	Tot							
10	Daniel Gafford	f	8-8	0-0	0-3	2	5	7	4	16	1	1	6	21
13	Dustin Thomas	f	3-4	0-0	0-0	0	2	2	3	6	2	0	0	11
00	Jaylen Barford	g	9-15	2-5	2-3	0	4	4	1	22	4	0	1	36
04	Daryl Macon	g	4-12	2-8	2-3	0	2	2	2	12	8	2	0	30
31	Anton Beard	g	4-9	1-3	1-2	0	3	3	3	10	6	2	0	31
01	Trey Thompson		1-3	0-0	0-0	2	4	6	4	2	2	2	2	19
02	Adrio Bailey		3-7	0-0	0-0	1	1	2	3	6	0	0	0	15
05	Arlando Cook		1-1	0-0	2-2	1	1	2	2	4	0	0	0	14
20	Darius Hall		1-2	0-0	0-0	0	2	2	2	2	0	0	0	8
23	C.J. Jones		5-7	5-7	0-0	0	1	1	3	15	0	1	0	15
Team						2	0	2			1			
Totals			39-68	10-23	7-13	8	25	33	27	95	23	9	9	200
FG % 1st Half: 22-33 66.7% 2nd half: 17-35 48.6% Game: 39-68 57.4%														
3FG % 1st Half: 5-11 45.5% 2nd half: 5-12 41.7% Game: 10-23 43.5%														
FT % 1st Half: 1-4 25.0% 2nd half: 6-9 66.7% Game: 7-13 53.8%														
Deadball Rebounds 2,1														

Officials: Pat Adams, Wil Howard, Peter Juzenas  
Technical fouls: Minnesota-None. Arkansas-None.  
Attendance: 17583

Score by periods	1st	2nd	Total
Minnesota	42	37	79
Arkansas	50	45	95

Last FG - MINN 2nd-00:33, AR 2nd-00:47.  
Largest lead - MINN None, AR by 19 2nd-07:59.  
MINN led for 00:00, AR led for 39:19, Game was tied for 00:41.

Points In Off 2nd Fast  
MINN Paint T/O Chance Break Bench  
AR 38 12 12 15 13 29

Score tied - 0 times.  
Lead changed - 0 times.

GAME

11

Arkansas vs Oral Roberts

Dec. 19, 2017 at 7 p.m. at Fayetteville, Ark. (Bud Walton Arena)

Oral Roberts 69 • 4-10

#	Player	Total		3-Ptr	Rebounds			PF	TP	A	TO	Blk	Stl	Min
		FG-FGA	FG-FGA		Off	Def	Tot							
23	Emmanuel Nzekwesi	f	10-13	2-5	0-0	0	2	2	3	22	2	5	1	34
25	Javan White	f	2-5	0-0	0-0	6	10	16	1	4	3	3	0	32
52	Chris Miller	f	4-5	0-0	2-4	3	1	4	3	10	0	2	0	15
10	Sam Kearns	g	1-7	1-6	0-0	0	1	1	1	3	4	3	0	25
24	R.J. Fuqua	g	7-15	4-8	1-1	0	3	3	2	19	3	3	0	35
03	Jontray Harris		1-4	0-2	0-0	0	2	2	0	2	2	3	0	22
20	Spencer Sutton		1-2	1-2	0-0	0	0	0	4	3	2	4	0	12
33	Emir Ahmedic		0-0	0-0	0-0	0	1	1	0	0	0	1	1	4
44	Albert Owens		3-4	0-0	0-2	1	3	4	0	6	2	2	0	21
Team						1	0	1			1			
Totals			29-55	8-23	3-7	11	23	34	14	69	18	27	2	400
FG % 1st Half: 10-24 41.7% 2nd half: 19-31 61.3% Game: 29-55 52.7%														
3FG % 1st Half: 3-11 27.3% 2nd half: 5-12 41.7% Game: 8-23 34.8%														
FT % 1st Half: 0-2 0.0% 2nd half: 3-5 60.0% Game: 3-7 42.9%														
Deadball Rebounds 2														

Arkansas 104 • 9-2

#	Player	Total		3-Ptr	Rebounds			PF	TP	A	TO	Blk	Stl	Min
		FG-FGA	FG-FGA		Off	Def	Tot							
10	Daniel Gafford	f	5-7	0-0	2-3	2	2	4	1	12	4	1	2	22
13	Dustin Thomas	f	2-6	0-0	0-2	0	1	1	2	4	3	0	0	19
00	Jaylen Barford	g	8-9	2-2	0-1	1	2	3	0	18	4	1	0	24
04	Daryl Macon	g	4-10	4-9	2-2	0	3	3	1	14	3	0	1	27
31	Anton Beard	g	5-8	2-3	2-4	3	1	4	3	14	4	1	0	29
01	Trey Thompson		1-3	0-0	0-0	1	2	3	1	2	1	1	0	13
02	Adrio Bailey		3-3	0-0	0-1	0	1	1	0	6	2	1	2	12
05	Arlando Cook		3-5	0-0	0-0	0	1	1	0	6	1	1	0	13
14	JT Plummer		0-0	0-0	0-0	0	0	0	0	0	0	0	0	0+
15	Jonathan Holmes		1-2	0-1	0-0	0	0	0	0	2	0	0	0	2
20	Darius Hall		4-6	1-2	2-2	2	1	3	2	11	3	2	0	25
22	Gabe Osabuohien		0-0	0-0	0-0	0	0	0	0	0	0	0	0	5
23	C.J. Jones		5-10	5-8	0-0	0	2	2	2	15	2	1	2	19
Team						0	0	0						
Totals			41-69	14-25	8-15	9	16	25	12	104	27	9	7	200
FG % 1st Half: 22-35 62.9% 2nd half: 19-34 55.9% Game: 41-69 59.4%														
3FG % 1st Half: 6-11 54.5% 2nd half: 8-14 57.1% Game: 14-25 56.0%														
FT % 1st Half: 2-9 22.2% 2nd half: 6-6 100.0 Game: 8-15 53.3%														
Deadball Rebounds 3,1														

Officials: Tony Greene, Vladimir Voyard-Tadal, K.B. Burdette Jr  
Technical fouls: Oral Roberts-None. Arkansas-None.  
Attendance: 13945  
Estimated Actual Attendance: 9459

Score by periods	1st	2nd	Total
Oral Roberts	23	46	69
Arkansas	52	52	104

Last FG - ORU 2nd-00:43, AR 2nd-00:27.  
Largest lead - ORU None, AR by 40 2nd-15:54.  
ORU led for 00:00, AR led for 38:55, Game was tied for 01:05.

Points In Off 2nd Fast  
ORU Paint T/O Chance Break Bench  
AR 38 9 12 6 11 42

Score tied - 1 time.  
Lead changed - 0 times.

GAME

10

Arkansas vs Troy

Dec. 16, 2017 at 7 p.m. at North Little Rock, Ark. (Verizon Arena)

Troy 63 • 5-6

#	Player		Total		3-Ptr	Rebounds			PF	TP	A	TO	Blk	Stl	Min	
			FG-FGA	FG-FGA	FT-FTA	Off	Def	Tot								
04	Jr, Juan Davis	f	3-11	2-7	1-2	0	6	6	3	9	0	2	1	0	36	
30	Alex Hicks	f	6-12	0-2	4-4	5	5	10	3	16	0	0	1	1	31	
00	Kevin Baker	g	0-9	0-5	1-4	0	2	2	2	1	2	4	0	1	23	
03	Wesley Person	g	5-15	4-11	11-13	0	5	5	1	25	4	2	0	0	36	
24	Shawn Hopkins	g	0-0	0-0	0-0	0	0	0	0	0	0	0	1	1	17	
01	Javan Johnson		1-2	1-2	0-0	0	1	1	2	3	0	2	0	0	6	
02	Darian Adams		0-2	0-1	0-0	1	2	3	0	0	0	0	0	1	21	
05	Malik Burnett		1-1	1-1	0-0	0	0	0	0	3	0	0	0	0	2	
11	Bj Miller		2-7	0-0	2-2	0	3	3	3	6	3	0	1	0	28	
22	Whit Moreman		0-0	0-0	0-0	0	0	0	0	0	0	0	0	0	0+	
Team						3	2	5								
Totals				18-59	8-29	19-25	9	26	35	14	63	9	10	4	4	200
FG % 1st Half: 9-32			28.1%	2nd half: 9-27	33.3%	Game: 18-59			30.5%	Deadball						
3FG % 1st Half: 5-18			27.8%	2nd half: 3-11	27.3%	Game: 8-29			27.6%	Rebounds						
FT % 1st Half: 2-4			50.0%	2nd half: 17-21	81.0%	Game: 19-25			76.0%	3						

<b>RECORD:</b>	<b>OVERALL</b>	<b>HOME</b>	<b>AWAY</b>	<b>NEUTRAL</b>
ALL GAMES	9-2	6-0	0-1	3-1
CONFERENCE	0-0	0-0	0-0	0-0
NON-CONFERENCE	9-2	6-0	0-1	3-1

#	Player	gp-gs	min	avg	Total		3-Point		F-Throw		Rebounds				pf	dq	a	to	blk	stl	pts	avg
					fg-fga	fg%	3fg-fga	3fg%	ft-fa	ft%	off	def	tot	avg								
00	Jaylen Barford	11-11	331	30.1	74-146	.507	23-51	.451	33-50	.660	10	37	47	4.3	19	0	38	17	5	11	204	18.5
04	Daryl Macon	11-11	318	28.9	53-121	.438	29-67	.433	33-38	.868	2	22	24	2.2	17	0	42	17	2	16	168	15.3
10	Daniel Gafford	11-3	218	19.8	50-72	.694	0-0	.000	34-57	.596	17	46	63	5.7	39	3	12	10	22	7	134	12.2
31	Anton Beard	11-11	329	29.9	44-106	.415	12-39	.308	30-37	.811	8	23	31	2.8	26	0	38	17	0	12	130	11.8
23	C.J. Jones	11-0	208	18.9	43-84	.512	25-55	.455	11-11	1.000	0	23	23	2.1	11	0	9	5	3	4	122	11.1
02	Adrio Bailey	11-7	198	18.0	32-53	.604	0-0	.000	10-16	.625	16	24	40	3.6	21	0	12	8	16	6	74	6.7
13	Dustin Thomas	8-4	151	18.9	14-29	.483	0-1	.000	13-18	.722	10	23	33	4.1	20	0	7	7	0	4	41	5.1
20	Darius Hall	11-0	125	11.4	18-34	.529	4-9	.444	5-8	.625	5	24	29	2.6	23	0	4	13	3	6	45	4.1
01	Trey Thompson	11-8	203	18.5	15-28	.536	0-0	.000	4-10	.400	14	31	45	4.1	27	0	24	15	8	8	34	3.1
05	Arlando Cook	4-0	51	12.8	4-10	.400	0-0	.000	2-2	1.000	2	8	10	2.5	3	0	4	1	0	3	10	2.5
15	Jonathan Holmes	6-0	14	2.3	5-11	.455	2-5	.400	1-2	.500	1	1	2	0.3	1	0	1	1	0	1	13	2.2
22	Gabe Osabuohien	7-0	49	7.0	5-11	.455	0-2	.000	0-5	.000	4	7	11	1.6	8	0	2	3	0	1	10	1.4
14	JT Plummer	5-0	5	1.0	0-0	.000	0-0	.000	0-0	.000	0	0	0	0.0	0	0	0	0	0	0	0	0.0
Team											10	14	24					2				
Total.....		11	2200		357-705	.506	95-229	.415	176-254	.693	99	283	382	34.7	215	3	193	116	59	79	985	89.5
Opponents.....		11	2200		278-652	.426	88-260	.338	165-243	.679	117	271	388	35.3	224	-	142	178	31	55	809	73.5

TEAM STATISTICS	AR	OPP	Date	Opponent	Score	Att.
SCORING	985	809	11/10/17	SAMFORD	w 95-56	13407
Points per game	89.5	73.5	11/12/17	BUCKNELL	w 101-73	13404
Scoring margin	+16.0	-	11/17/17	FRESNO STATE	w 83-75	15051
FIELD GOALS-ATT	357-705	278-652	11/23/17	vs Oklahoma	w 92-83	11294
Field goal pct	.506	.426	11/24/17	vs North Carolina	L 68-87	6603
3 POINT FG-ATT	95-229	88-260	11/26/17	vs UCONN	w 102-67	11571
3-point FG pct	.415	.338	12/02/17	at Houston	L 65-91	4186
3-pt FG made per game	8.6	8.0	12/05/17	COLORADO STATE	w 92-66	13634
FREE THROWS-ATT	176-254	165-243	12/09/17	MINNESOTA	w 95-79	17583
Free throw pct	.693	.679	12/16/17	vs Troy	w 88-63	16416
F-Throws made per game	16.0	15.0	12/19/17	ORAL ROBERTS	w 104-69	13945
REBOUNDS	382	388	* - Conference game			
Rebounds per game	34.7	35.3				
Rebounding margin	-0.5	-				
ASSISTS	193	142				
Assists per game	17.5	12.9				
TURNOVERS	116	178				
Turnovers per game	10.5	16.2				
Turnover margin	+5.6	-				
Assist/turnover ratio	1.7	0.8				
STEALS	79	55				
Steals per game	7.2	5.0				
BLOCKS	59	31				
Blocks per game	5.4	2.8				
ATTENDANCE	87024	50070				
Home games-Avg/Game	6-14504	1-4186				
Neutral site-Avg/Game	-	4-11471				

Score by Periods	1st	2nd	Totals
Arkansas	486	499	985
Opponents	354	455	809

RECORD:	OVERALL	HOME	AWAY	NEUTRAL
ALL GAMES	6-0	6-0	0-0	0-0
CONFERENCE	0-0	0-0	0-0	0-0
NON-CONFERENCE	6-0	6-0	0-0	0-0

#	Player	gp-gs	min	avg	Total		3-Point		F-Throw		Rebounds								a	to	blk	stl	pts	avg
					fg-fga	fg%	3fg-fga	3fg%	ft-fa	ft%	off	def	tot	avg	pf	dq								
00	Jaylen Barford	6-6	177	29.5	44-76	.579	13-25	.520	19-30	.633	7	21	28	4.7	10	0	24	7	2	8	120	20.0		
10	Daniel Gafford	6-2	122	20.3	36-48	.750	0-0	.000	20-33	.606	10	22	32	5.3	20	2	8	3	16	3	92	15.3		
04	Daryl Macon	6-6	176	29.3	28-64	.438	14-37	.378	13-14	.929	2	10	12	2.0	10	0	31	10	2	9	83	13.8		
31	Anton Beard	6-6	168	28.0	25-53	.472	6-19	.316	17-22	.773	6	11	17	2.8	15	0	22	7	0	8	73	12.2		
23	C.J. Jones	6-0	114	19.0	27-47	.574	15-28	.536	3-3	1.000	0	14	14	2.3	6	0	7	2	2	1	72	12.0		
02	Adrio Bailey	6-3	112	18.7	17-25	.680	0-0	.000	5-8	.625	7	11	18	3.0	11	0	9	6	8	5	39	6.5		
13	Dustin Thomas	3-3	46	15.3	7-14	.500	0-0	.000	2-4	.500	0	5	5	1.7	7	0	7	0	0	0	16	5.3		
20	Darius Hall	6-0	84	14.0	12-26	.462	3-8	.375	3-5	.600	4	14	18	3.0	14	0	4	10	2	5	30	5.0		
05	Arlando Cook	3-0	42	14.0	4-9	.444	0-0	.000	2-2	1.000	2	5	7	2.3	3	0	3	1	0	3	10	3.3		
01	Trey Thompson	6-4	107	17.8	9-16	.563	0-0	.000	1-4	.250	10	21	31	5.2	16	0	11	9	4	4	19	3.2		
15	Jonathan Holmes	4-0	9	2.3	3-7	.429	1-4	.250	1-2	.500	0	1	1	0.3	1	0	1	0	0	1	8	2.0		
22	Gabe Osabuohien	5-0	39	7.8	4-9	.444	0-2	.000	0-4	.000	3	3	6	1.2	8	0	0	2	0	0	8	1.6		
14	JT Plummer	4-0	4	1.0	0-0	.000	0-0	.000	0-0	.000	0	0	0	0.0	0	0	0	0	0	0	0	0.0		
Team											5	4	9				1							
Total.....		6	1200		216-394	.548	52-123	.423	86-131	.656	56	142	198	33.0	121	2	127	58	36	47	570	95.0		
Opponents.....		6	1200		147-348	.422	47-139	.338	77-127	.606	75	133	208	34.7	121	-	74	109	11	24	418	69.7		


TEAM STATISTICS	AR	OPP
SCORING	570	418
Points per game	95.0	69.7
Scoring margin	+25.3	-
FIELD GOALS-ATT	216-394	147-348
Field goal pct	.548	.422
3 POINT FG-ATT	52-123	47-139
3-point FG pct	.423	.338
3-pt FG made per game	8.7	7.8
FREE THROWS-ATT	86-131	77-127
Free throw pct	.656	.606
F-Throws made per game	14.3	12.8
REBOUNDS	198	208
Rebounds per game	33.0	34.7
Rebounding margin	-1.7	-
ASSISTS	127	74
Assists per game	21.2	12.3
TURNOVERS	58	109
Turnovers per game	9.7	18.2
Turnover margin	+8.5	-
Assist/turnover ratio	2.2	0.7
STEALS	47	24
Steals per game	7.8	4.0
BLOCKS	36	11
Blocks per game	6.0	1.8
ATTENDANCE	87024	0
Home games-Avg/Game	6-14504	0-0
Neutral site-Avg/Game	-	0-0

Date	Opponent		Score	Att.
11/10/17	SAMFORD	w	95-56	13407
11/12/17	BUCKNELL	w	101-73	13404
11/17/17	FRESNO STATE	w	83-75	15051
12/05/17	COLORADO STATE	w	92-66	13634
12/09/17	MINNESOTA	w	95-79	17583
12/19/17	ORAL ROBERTS	w	104-69	13945

\* - Conference game

Score by Periods	1st	2nd	Totals
Arkansas	291	279	570
Opponents	172	246	418



0		JAYLEN <b>BARFORD</b> ■ SR ■ G ■ 6-3 ■ 202 Jackson, Tenn. ■ Motlow State CC	<table><tr><th>YEAR</th><th>GP/GS</th><th>PPG</th><th>APG</th><th>RPG</th><th>FG%</th><th>3FG%</th><th>FT%</th></tr><tr><td>2017-18</td><td>11/11</td><td>18.5</td><td>3.5</td><td>4.3</td><td>.507</td><td>.451</td><td>.660</td></tr><tr><td>Career</td><td>47/41</td><td>14.1</td><td>2.3</td><td>3.9</td><td>.457</td><td>.325</td><td>.723</td></tr></table>	YEAR	GP/GS	PPG	APG	RPG	FG%	3FG%	FT%	2017-18	11/11	18.5	3.5	4.3	.507	.451	.660	Career	47/41	14.1	2.3	3.9	.457	.325	.723	<ul style="list-style-type: none"><li>Is fourth in the SEC in scoring average at 18.5.</li><li>Has 9 career 20-pt games, 7 away from Bud Walton Arena.</li><li>Named to preseason coaches All-SEC second team.</li><li>Named to PK80 Victory Bracket All-Tournament team after averaging 21.3 points per game.</li></ul>	<b>CAREER HIGHS</b> PTS: 27 - Bucknell (11/12/17) AST: 6 - (2x), last vs. Samford (11/10/17) REB: 7 - (3x), last vs. Troy (12/16/17) STL: 5 - Oral Roberts (12/19/17)
YEAR	GP/GS	PPG	APG	RPG	FG%	3FG%	FT%																						
2017-18	11/11	18.5	3.5	4.3	.507	.451	.660																						
Career	47/41	14.1	2.3	3.9	.457	.325	.723																						
1		TREY <b>THOMPSON</b> ■ SR ■ F ■ 6-9 ■ 265 Madison, Ark. ■ Forrest City HS	<table><tr><th>YEAR</th><th>GP/GS</th><th>PPG</th><th>RPG</th><th>BPG</th><th>APG</th><th>FG%</th><th>FT%</th></tr><tr><td>2017-18</td><td>11/8</td><td>3.1</td><td>4.1</td><td>0.7</td><td>2.2</td><td>.536</td><td>.400</td></tr><tr><td>Career</td><td>90/9</td><td>2.4</td><td>3.2</td><td>0.7</td><td>1.3</td><td>.584</td><td>.575</td></tr></table>	YEAR	GP/GS	PPG	RPG	BPG	APG	FG%	FT%	2017-18	11/8	3.1	4.1	0.7	2.2	.536	.400	Career	90/9	2.4	3.2	0.7	1.3	.584	.575	<ul style="list-style-type: none"><li>3rd on team with 45 rebs after 11 reb effort vs. Bucknell.</li><li>2nd on the team with 90 games played as a Razorback.</li><li>Tied for team lead with 36 asts last year during SEC play.</li><li>Leads all Arkansas forwards with 24 assists, including two 5-assist performances in the PK80.</li></ul>	<b>CAREER HIGHS</b> PTS: 13 - LSU (02/23/16) REB: 11 - (2x), last vs. Bucknell (11/12/17) BLK: 4 - Texas Tech (01/30/16) AST: 6 - Texas A&M (02/22/17)
YEAR	GP/GS	PPG	RPG	BPG	APG	FG%	FT%																						
2017-18	11/8	3.1	4.1	0.7	2.2	.536	.400																						
Career	90/9	2.4	3.2	0.7	1.3	.584	.575																						
2		ADRIO <b>BAILEY</b> ■ SO ■ F ■ 6-6 ■ 204 Campti, La. ■ Lakeview HS	<table><tr><th>YEAR</th><th>GP/GS</th><th>PPG</th><th>RPG</th><th>BPG</th><th>APG</th><th>FG%</th><th>FT%</th></tr><tr><td>2017-18</td><td>11/7</td><td>6.7</td><td>3.6</td><td>1.5</td><td>1.1</td><td>.604</td><td>.625</td></tr><tr><td>Career</td><td>38/9</td><td>3.3</td><td>2.0</td><td>0.6</td><td>0.5</td><td>.587</td><td>.457</td></tr></table>	YEAR	GP/GS	PPG	RPG	BPG	APG	FG%	FT%	2017-18	11/7	6.7	3.6	1.5	1.1	.604	.625	Career	38/9	3.3	2.0	0.6	0.5	.587	.457	<ul style="list-style-type: none"><li>Recorded a career-high 15 pts in the season opener.</li><li>Is second on the team with 10 dunks. Had four vs. Troy.</li><li>Had career-high 5 blocks against North Carolina.</li><li>Started first 7 games, after making 2 starts last year.</li><li>Has 12 asts in 11 games, only totaled 7 last yr in 27 games.</li></ul>	<b>CAREER HIGHS</b> PTS: 15 - Samford (11/10/17) REB: 7 - (2x), last vs. Oklahoma (11/23/17) BLK: 5 - North Carolina (11/24/17) AST: 3 - Fresno State (11/17/17)
YEAR	GP/GS	PPG	RPG	BPG	APG	FG%	FT%																						
2017-18	11/7	6.7	3.6	1.5	1.1	.604	.625																						
Career	38/9	3.3	2.0	0.6	0.5	.587	.457																						
3		KHALIL <b>GARLAND</b> ■ FR ■ G ■ 6-5 ■ 198 Little Rock, Ark. ■ Parkview HS	<table><tr><th>YEAR</th><th>GP/GS</th><th>PPG</th><th>APG</th><th>SPG</th><th>FG%</th><th>3FG%</th><th>FT%</th></tr><tr><td>2017-18</td><td>--/--</td><td>--</td><td>--</td><td>--</td><td>--</td><td>--</td><td>--</td></tr><tr><td>Career</td><td>--/--</td><td>--</td><td>--</td><td>--</td><td>--</td><td>--</td><td>--</td></tr></table>	YEAR	GP/GS	PPG	APG	SPG	FG%	3FG%	FT%	2017-18	--/--	--	--	--	--	--	--	Career	--/--	--	--	--	--	--	--	<ul style="list-style-type: none"><li>Ranked the No. 2 player in the state of Arkansas.</li><li>Tabbed a 4-star and No. 55 overall guard by ESPN.</li><li>Is not cleared for full participation at this time due to an ongoing health matter.</li></ul>	<b>CAREER HIGHS</b> PTS: AST: REB: 3FGM:
YEAR	GP/GS	PPG	APG	SPG	FG%	3FG%	FT%																						
2017-18	--/--	--	--	--	--	--	--																						
Career	--/--	--	--	--	--	--	--																						
4		DARYL <b>MACON</b> ■ SR ■ G ■ 6-3 ■ 185 Little Rock, Ark. ■ Holmes CC	<table><tr><th>YEAR</th><th>GP/GS</th><th>PPG</th><th>APG</th><th>SPG</th><th>FG%</th><th>3FG%</th><th>FT%</th></tr><tr><td>2017-18</td><td>11/11</td><td>15.3</td><td>3.8</td><td>1.5</td><td>.438</td><td>.433</td><td>.868</td></tr><tr><td>Career</td><td>47/32</td><td>13.9</td><td>2.6</td><td>1.2</td><td>.449</td><td>.400</td><td>.867</td></tr></table>	YEAR	GP/GS	PPG	APG	SPG	FG%	3FG%	FT%	2017-18	11/11	15.3	3.8	1.5	.438	.433	.868	Career	47/32	13.9	2.6	1.2	.449	.400	.867	<ul style="list-style-type: none"><li>Named to preseason coaches All-SEC second team.</li><li>Led team with a season-high 27 pts against Oklahoma.</li><li>Has 23 assists and only 3 turnovers in the last 4 games.</li><li>Named SEC Player of the Week on Dec. 18, following 25-point effort against Troy in North Little Rock.</li></ul>	<b>CAREER HIGHS</b> PTS: 30 - Ole Miss (02/18/17) AST: 8 - Samford (11/10/17) STL: 4 - Fort Wayne (11/11/16) 3FGM: 6 - (2x), last vs. Oklahoma (11/23/17)
YEAR	GP/GS	PPG	APG	SPG	FG%	3FG%	FT%																						
2017-18	11/11	15.3	3.8	1.5	.438	.433	.868																						
Career	47/32	13.9	2.6	1.2	.449	.400	.867																						
5		ARLANDO <b>COOK</b> ■ SR ■ F ■ 6-8 ■ 215 St. Louis, Mo. ■ Connors State College	<table><tr><th>YEAR</th><th>GP/GS</th><th>PPG</th><th>RPG</th><th>BPG</th><th>APG</th><th>FG%</th><th>FT%</th></tr><tr><td>2017-18</td><td>4/0</td><td>2.5</td><td>2.5</td><td>--</td><td>1.0</td><td>.400</td><td>1.000</td></tr><tr><td>Career</td><td>40/7</td><td>2.8</td><td>2.3</td><td>0.4</td><td>0.4</td><td>.434</td><td>.667</td></tr></table>	YEAR	GP/GS	PPG	RPG	BPG	APG	FG%	FT%	2017-18	4/0	2.5	2.5	--	1.0	.400	1.000	Career	40/7	2.8	2.3	0.4	0.4	.434	.667	<ul style="list-style-type: none"><li>Had 4 pts, 2 rebs and 1 steal against Minnesota in 14 mins.</li><li>Played 15 mins vs. CSU in first game back, tallying 4 rebs.</li><li>Started 7 games and played in all 36 contests as a junior.</li><li>Averaged 2.8 points and 2.3 rebounds per game last year.</li><li>Ranked the No. 6 junior college transfer in 2016 class.</li></ul>	<b>CAREER HIGHS</b> PTS: 9 - Southern Illinois (11/14/16) REB: 7 - at Texas A&M (01/17/17) BLK: 3 - (5x), last vs. Sam Houston St. (12/20/16) AST: 2 - (4x), last vs. Colorado St. (12/05/17)
YEAR	GP/GS	PPG	RPG	BPG	APG	FG%	FT%																						
2017-18	4/0	2.5	2.5	--	1.0	.400	1.000																						
Career	40/7	2.8	2.3	0.4	0.4	.434	.667																						
10		DANIEL <b>GAFFORD</b> ■ FR ■ F ■ 6-11 ■ 234 El Dorado, Ark. ■ El Dorado HS	<table><tr><th>YEAR</th><th>GP/GS</th><th>PPG</th><th>APG</th><th>RPG</th><th>BPG</th><th>FG%</th><th>FT%</th></tr><tr><td>2017-18</td><td>11/3</td><td>12.2</td><td>1.1</td><td>5.7</td><td>2.0</td><td>.694</td><td>.596</td></tr><tr><td>Career</td><td>11/3</td><td>12.2</td><td>1.1</td><td>5.7</td><td>2.0</td><td>.694</td><td>.596</td></tr></table>	YEAR	GP/GS	PPG	APG	RPG	BPG	FG%	FT%	2017-18	11/3	12.2	1.1	5.7	2.0	.694	.596	Career	11/3	12.2	1.1	5.7	2.0	.694	.596	<ul style="list-style-type: none"><li>Named SEC Freshman of the Week on Dec. 11.</li><li>Ranked second in the SEC in field goal percentage.</li><li>Has more dunks than six SEC teams (26).</li><li>Went 8-of-8 against Minnesota for 16 pts, 7 rebs and 6 blocks.</li><li>Led team with 25 pts against Fresno St., having 6 dunks.</li></ul>	<b>CAREER HIGHS</b> PTS: 25 - Fresno State (11/17/17) AST: 4 - Oral Roberts (12/19/17) REB: 8 - (2x), last vs. Oklahoma (11/23/17) BLK: 6 - Minnesota (12/09/17)
YEAR	GP/GS	PPG	APG	RPG	BPG	FG%	FT%																						
2017-18	11/3	12.2	1.1	5.7	2.0	.694	.596																						
Career	11/3	12.2	1.1	5.7	2.0	.694	.596																						
13		DUSTIN <b>THOMAS</b> ■ SR ■ F ■ 6-8 ■ 225 Texarkana, Texas ■ University of Colorado	<table><tr><th>YEAR</th><th>GP/GS</th><th>PPG</th><th>RPG</th><th>BPG</th><th>SPG</th><th>FG%</th><th>FT%</th></tr><tr><td>2017-18</td><td>8/4</td><td>5.1</td><td>4.1</td><td>--</td><td>0.5</td><td>.483</td><td>.722</td></tr><tr><td>Career</td><td>111/48</td><td>4.5</td><td>3.0</td><td>0.2</td><td>0.4</td><td>.455</td><td>.639</td></tr></table>	YEAR	GP/GS	PPG	RPG	BPG	SPG	FG%	FT%	2017-18	8/4	5.1	4.1	--	0.5	.483	.722	Career	111/48	4.5	3.0	0.2	0.4	.455	.639	<ul style="list-style-type: none"><li>Tied career high with 9 boards against Oklahoma.</li><li>Started 27 games last year as a redshirt junior.</li><li>Has five 4-plus rebound efforts in seven games this season.</li><li>Finished with 13 pts and 5 rebs in against Seton Hall in the NCAA Tournament.</li></ul>	<b>CAREER HIGHS</b> PTS: 17 - USC (01/04/15) REB: 9 - (2x), last vs. Oklahoma (11/23/17) BLK: 2 - (2x), last vs. California (2/12/15) STL: 3 - (2x), last at LSU (02/11/17)
YEAR	GP/GS	PPG	RPG	BPG	SPG	FG%	FT%																						
2017-18	8/4	5.1	4.1	--	0.5	.483	.722																						
Career	111/48	4.5	3.0	0.2	0.4	.455	.639																						
20		DARIOUS <b>HALL</b> ■ FR ■ F ■ 6-6 ■ 210 Little Rock, Ark. ■ Mills University Studies HS	<table><tr><th>YEAR</th><th>GP/GS</th><th>PPG</th><th>RPG</th><th>SPG</th><th>FG%</th><th>3FG%</th><th>FT%</th></tr><tr><td>2017-18</td><td>11/0</td><td>4.1</td><td>2.6</td><td>0.5</td><td>.529</td><td>.444</td><td>.625</td></tr><tr><td>Career</td><td>11/0</td><td>4.1</td><td>2.6</td><td>0.5</td><td>.529</td><td>.444</td><td>.625</td></tr></table>	YEAR	GP/GS	PPG	RPG	SPG	FG%	3FG%	FT%	2017-18	11/0	4.1	2.6	0.5	.529	.444	.625	Career	11/0	4.1	2.6	0.5	.529	.444	.625	<ul style="list-style-type: none"><li>Recorded season-highs in points (11), assists (3) and steals (2) against Oral Roberts.</li><li>Named 3X All-State and 2017 5A State Tournament MVP.</li><li>Ranked the No. 4 player in the state of Arkansas.</li><li>Earned a four-star rating by ESPN.</li></ul>	<b>CAREER HIGHS</b> PTS: 11 - Oral Roberts (12/19/17) AST: 3 - Oral Roberts (12/19/17) REB: 6 - UConn (11/26/17) BLK: 2 - Bucknell (11/12/17)
YEAR	GP/GS	PPG	RPG	SPG	FG%	3FG%	FT%																						
2017-18	11/0	4.1	2.6	0.5	.529	.444	.625																						
Career	11/0	4.1	2.6	0.5	.529	.444	.625																						
22		GABE <b>OSABUOHEN</b> ■ FR ■ F ■ 6-8 ■ 219 Toronto, Canada ■ Southwest Christian Aca.	<table><tr><th>YEAR</th><th>GP/GS</th><th>PPG</th><th>APG</th><th>BPG</th><th>SPG</th><th>FG%</th><th>FT%</th></tr><tr><td>2017-18</td><td>7/0</td><td>1.4</td><td>0.3</td><td>--</td><td>01</td><td>.455</td><td>.000</td></tr><tr><td>Career</td><td>7/0</td><td>1.4</td><td>0.3</td><td>--</td><td>01</td><td>.455</td><td>.000</td></tr></table>	YEAR	GP/GS	PPG	APG	BPG	SPG	FG%	FT%	2017-18	7/0	1.4	0.3	--	01	.455	.000	Career	7/0	1.4	0.3	--	01	.455	.000	<ul style="list-style-type: none"><li>Has taken 4 of the teams' 22 charges this season. 2nd on team.</li><li>Ranked the No. 5 player in the state of Arkansas.</li><li>Ranked the No. 63 small forward by 247Sports.</li><li>Played for Team Loaded N. Carolina on the Adidas Circuit.</li></ul>	<b>CAREER HIGHS</b> PTS: 4 - Colorado State (12/05/17) AST: 1 - (2x), last vs. Troy (12/16/17) REB: 3 - (2x), last vs. Colorado St. (12/05/17) BLK: -
YEAR	GP/GS	PPG	APG	BPG	SPG	FG%	FT%																						
2017-18	7/0	1.4	0.3	--	01	.455	.000																						
Career	7/0	1.4	0.3	--	01	.455	.000																						
23		C.J. <b>JONES</b> ■ SO ■ G ■ 6-5 ■ 175 Birmingham, Ala. ■ Central Park Christian	<table><tr><th>YEAR</th><th>GP/GS</th><th>PPG</th><th>APG</th><th>SPG</th><th>FG%</th><th>3FG%</th><th>FT%</th></tr><tr><td>2017-18</td><td>11/0</td><td>11.1</td><td>0.8</td><td>0.4</td><td>.512</td><td>.455</td><td>1.000</td></tr><tr><td>Career</td><td>32/0</td><td>5.4</td><td>0.5</td><td>0.2</td><td>.500</td><td>.468</td><td>.889</td></tr></table>	YEAR	GP/GS	PPG	APG	SPG	FG%	3FG%	FT%	2017-18	11/0	11.1	0.8	0.4	.512	.455	1.000	Career	32/0	5.4	0.5	0.2	.500	.468	.889	<ul style="list-style-type: none"><li>Averaged 15.2 points per game in 5 games prior to Troy.</li><li>111 of his 173 career points have come from deep.</li><li>Has made three or more three-pointers in six of the last seven games (23-45).</li><li>Had five straight games with at least 3 made 3-pointers.</li></ul>	<b>CAREER HIGHS</b> PTS: 19 - (2x), last vs. Colorado St. (12/05/17) AST: 2 - (3x), last vs. Oral Roberts (12/19/17) STL: 1 - (5x), last vs. Troy (12/16/17) 3FGM: 5 - (2x), last vs Oral Roberts (12/19/17)
YEAR	GP/GS	PPG	APG	SPG	FG%	3FG%	FT%																						
2017-18	11/0	11.1	0.8	0.4	.512	.455	1.000																						
Career	32/0	5.4	0.5	0.2	.500	.468	.889																						
31		ANTON <b>BEARD</b> ■ SR ■ G ■ 6-0 ■ 185 North Little Rock, Ark. ■ North Little Rock HS	<table><tr><th>YEAR</th><th>GP/GS</th><th>PPG</th><th>RPG</th><th>SPG</th><th>FG%</th><th>3FG%</th><th>FT%</th></tr><tr><td>2017-18</td><td>11/11</td><td>11.8</td><td>2.8</td><td>1.1</td><td>.415</td><td>.308</td><td>.811</td></tr><tr><td>Career</td><td>105/39</td><td>7.1</td><td>2.2</td><td>1.0</td><td>.386</td><td>.332</td><td>.708</td></tr></table>	YEAR	GP/GS	PPG	RPG	SPG	FG%	3FG%	FT%	2017-18	11/11	11.8	2.8	1.1	.415	.308	.811	Career	105/39	7.1	2.2	1.0	.386	.332	.708	<ul style="list-style-type: none"><li>Scored 10+ points in nine of 11 games, including each of the first five to start the season.</li><li>Has played in a team-high 105 games as a Razorback.</li><li>Averaged 7.2 points and 2.1 boards per game as a junior.</li><li>Named to SEC All-Freshman team in 2014-15.</li></ul>	<b>CAREER HIGHS</b> PTS: 18 - Georgia (01/23/16) AST: 7 - LSU (01/21/17) STL: 5 - Milwaukee (12/22/14) 3FGM: 4 - Ole Miss (02/14/15)
YEAR	GP/GS	PPG	RPG	SPG	FG%	3FG%	FT%																						
2017-18	11/11	11.8	2.8	1.1	.415	.308	.811																						
Career	105/39	7.1	2.2	1.0	.386	.332	.708																						
HC			1980-82 - Student-Athlete		1982-85 - Volunteer Assistant		1985-89 - Volunteer Assistant 1989-00 - Assistant Coach 2000-02 - Assistant Head Coach		2002-06 - Head Coach 89-41 (.680)		2006-11 - Head Coach 111-57 (.660)		2011-Present -- Head Coach 137-76 (.643)																