



# ARKANSAS RAZORBACKS

1 National Championship » 6 Final Four Appearances » 10 Sweet 16 Appearances » 31 NCAA Appearances

## » 2017-18 SCHEDULE »

Overall: 10-2 | SEC: 0-0 | H: 7-0 | A: 0-1 | N: 3-1

NOVEMBER	TV	W/L	SCORE
10 Samford	SEC Network +	W	95-56
12 Bucknell	SEC Network	W	101-73
17 Fresno State	SEC Network +	W	83-75
23 vs. Oklahoma^	ESPN2	W	92-83
24 vs. #9 North Carolina^	ESPN	L	87-68
26 vs. UConn^	ESPN	W	102-67

### DECEMBER

2 at Houston	CBS Sports	L	91-65
5 Colorado State	SEC Network +	W	92-66
9 #14 Minnesota	SEC Network	W	95-79
16 vs. Troy+	None	W	88-63
19 Oral Roberts	SEC Network +	W	104-69
27 CSU Bakersfield	SEC Network	W	95-68
30 #19 Tennessee*	SEC Network		Noon

### JANUARY

2 at Mississippi State*	SEC Network		8 p.m.
6 at Auburn*	ESPN		5 p.m.
10 LSU*	SEC Network		8 p.m.
13 Missouri*	ESPN2		5 p.m.
17 at Florida*	ESPN2		6 p.m.
20 Ole Miss*	SEC Network		2:30 p.m.
23 at Georgia*	SEC Network		5:30 p.m.
27 Oklahoma State%	ESPN2		5 p.m.
30 at #5 Texas A&M*	ESPN		8 p.m.

### FEBRUARY

3 at LSU*	SEC Network		2:30 p.m.
6 South Carolina*	ESPN2		6 p.m.
10 Vanderbilt*	SEC Network		7:30 p.m.
13 at Ole Miss*	SEC Network		6 p.m.
17 #5 Texas A&M*	ESPN/2		3 p.m.
20 #16 Kentucky*	ESPN		8 p.m.
24 at Alabama*	SEC Network		5 p.m.
27 Auburn*	SEC Network		8 p.m.

### MARCH

3 at Missouri*	ESPN/2		5 p.m.
7-11 at SEC Tournament	St. Louis		TBD

+ at Verizon Arena (North Little Rock, Ark.)  
 ^ Phil Knight Invitational (Portland, Oregon)  
 % Big12/SEC Challenge  
 \* SEC Game

5

» See page 5 for a full breakdown of Arkansas' 55 dunks through the first 12 games and how it ranks in recent history.

## » THE MATCHUP »

### (RV) ARKANSAS RAZORBACKS (10-2)

**Head Coach:** Mike Anderson (Tulsa '82)  
**Record at Arkansas:** 138-76 (7th Season)  
**Overall Record:** 338-174 (16th Season)



### (#19) TENNESSEE VOLUNTEERS (9-2)

**Head Coach:** Rick Barnes (Lenoir-Rhyne '77)  
**Record at UT:** 40-37 (3rd Season)  
**Overall Record:** 644-351 (31st Season)



## » #FASTEST40 STORYLINES »

• Beginning its 27th season in the Southeastern Conference, Arkansas is 14-12 all-time in SEC openers, including an 8-4 mark in Bud Walton Arena to open league play.

• The Razorbacks are 35-23 against AP top 25 teams in Bud Walton Arena, including 27-16 against top 20 teams.

• For the second straight season, Arkansas is opening SEC play at home against a top 25 team, after falling to No. 25 Florida last year.

• During the last three seasons, Arkansas ranks second in the SEC in league wins with 34. Tennessee ranks 11th in the conference with 21 victories.

• For the first time since the National Championship run in 1994, Arkansas has scored 90-plus points in eight of its first 12 games.

• Arkansas is one of three teams in the nation to rank in the top 10 in points per game and assist-to-turnover ratio, joining No. 4 Duke and No. 25 Creighton.

• The Razorbacks lead the SEC and rank No. 6 in the nation in assist-to-turnover ratio thanks to 106 assists and just 38 turnovers in the last five games.

• The Razorbacks have five straight games with fewer than 10 turnovers for the first time in the last 20 years.

• Arkansas is the only team in the SEC to have five players scoring in double figures in points, led by 18.6 points per game by Jaylen Barford.

• In seven games in Bud Walton Arena this year, the Razorbacks are 7-0 with a +179 scoring margin. Arkansas has a 25.6 average margin of victory at home.

## » GAMEDAY INFORMATION »

**DATE:** Saturday, Dec. 30, 2017 | 12:01 p.m. CT

**LOCATION:** Bud Walton Arena (Fayetteville, Ark.)

**TV:** SEC Network

**TALENT:** Mike Morgan (PXP), Sean Harrington (Analyst)

**RADIO:** Razorback/IMG Sports Network

**TALENT:** Chuck Barrett (PXP), Matt Zimmerman (Analyst)

**STATS:** ArkansasRazorbacks.com | StatBroadcast

**SERIES RECORD:** Tied, 19-19

**SERIES NOTE:** Arkansas has won 5 straight vs. Tennessee

## » A WIN WOULD »

• Extend Arkansas' current winning streak in Bud Walton Arena to 11 games, dating back to last year.

• Likely send the Razorbacks to their first AP top 25 ranking since March 16, 2015.

• Give Arkansas multiple top 20 wins in a season for the third time in the Mike Anderson era.

• Be the Razorbacks' 10th AP Top 25 victory under Coach Anderson.

## » THE BEST GUARDS IN THE NATION »

• Jaylen Barford is the only player in the SEC to rank in the top 5 in scoring (3rd), field goal percentage (3rd) and three-point field goal percentage (4th).

• According to Synergy, Barford is the eighth-most efficient high-major player in the country, averaging 1.13 points per possession.



• During the last 4+ games, Daryl Macon has recorded 17 consecutive assists without committing a turnover.

• Wednesday against CSU Bakersfield, Macon became the first Razorback in 20 years to score 15+ points, dish out 8+ assists and have zero turnovers.

## » HOW THEY COMPARE » BY THE NUMBERS »

	90.0	.503	.410	35.8	17.3	5.2	7.4	73.1	.419	.329	+0.4	+1.7
	≈	≈	≈				≈			≈		≈
	POINTS	FG%	3FG%	BOARDS	ASSISTS	BLOCKS	STEALS	SCORING DEFENSE	FG% DEFENSE	3FG% DEFENSE	REBOUND MARGIN	AST-TO RATIO
	77.5	.442	.395	37.8	17.8	5.8	7.3	65.8	.390	.336	+2.0	+1.3

#FASTEST40



## NUMERICAL ROSTER »

No.	Name	Pos.	Yr.	Ht.	Wt.	Hometown/High School/Last School
0	Jaylen Barford	G	Sr.	6-3	202	Jackson, Tenn./South Side HS/Motlow State CC
1	Trey Thompson	F	Sr.	6-9	265	Madison Ark./Forrest City HS
2	Adrio Bailey	F	So.	6-6	204	Campti, La./Lakeview HS
3	Khalil Garland	G	Fr.	6-5	198	Little Rock, Ark./Parkview HS
4	Daryl Macon	G	Sr.	6-3	185	Little Rock, Ark./Parkview HS/Holmes CC
5	Arlando Cook	F	Sr.	6-8	215	St. Louis, Mo./Madison Prep/Connors State College
10	Daniel Gafford	F	Fr.	6-11	234	El Dorado, Ark./El Dorado HS
11	Jalen Harris*	G	So.	6-2	166	Raleigh, N.C./Word of God Christian Academy/New Mexico
13	Dustin Thomas	F	Sr.	6-8	225	Texarkana, Texas/Pleasant Grove HS/Colorado
14	JT Plummer	G	Sr.	6-1	185	San Antonio, Texas/TMI Episcopal
15	Jonathan Holmes	G	So.	5-10	190	Columbia, Ill./Columbia HS
20	Darius Hall	F	Fr.	6-6	202	Little Rock, Ark./Mills University Studies HS
22	Gabe Osabuohien	F	Fr.	6-8	219	Toronto, Canada/Southwest Christian Academy
23	C.J. Jones	G	So.	6-5	175	Birmingham, Ala./Central Park Christian
31	Anton Beard	G	Sr.	6-0	198	N. Little Rock, Ark./North Little Rock HS

\*Will sit out the 2017-18 season due to NCAA transfer rules

## COACHING STAFF »

Title	Name	Experience	Alma Mater
Head Coach	Mike Anderson	7th Year	Tulsa, '82
Associate Head Coach	Melvin Watkins	7th Year	Charlotte, '77
Assistant Coach	TJ Cleveland	7th Year	Arkansas, '02
Assistant Coach	Scotty Thurman	2nd Year	Philander-Smith, '03
Director of Operations	Matt Zimmerman	7th Year	Arkansas, '90
Director of S-A Development	Jeff Daniels	7th Year	Montevallo, '82
Video Coordinator	Will Bartlett	7th Year	Missouri, '09
Graduate Assistant	Riley Hall	2nd Year	Arkansas, '16
Graduate Assistant	Velton Kennedy	1st Year	Arkansas, '17
Athletic Trainer	Dave England	35th Year	Arkansas, '80



**#0 Jaylen Barford**  
Sr. | G | 6-3 | 202 | Jackson, Tenn.



**#1 Trey Thompson**  
Sr. | F | 6-9 | 265 | Madison, Ark.



**#2 Adrio Bailey**  
So. | F | 6-6 | 204 | Campti, La.



**#3 Khalil Garland**  
Fr. | G | 6-5 | 198 | Little Rock, Ark.



**#4 Daryl Macon**  
Sr. | G | 6-3 | 185 | Little Rock, Ark.



**#5 Arlando Cook**  
Sr. | F | 6-8 | 215 | St. Louis, Mo.



**#10 Daniel Gafford**  
Fr. | F | 6-11 | 234 | El Dorado, Ark.



**#11 Jalen Harris**  
So. | G | 6-2 | 164 | Raleigh, N.C.



**#13 Dustin Thomas**  
Sr. | F | 6-8 | 225 | Texarkana, Texas



**#15 Jonathan Holmes**  
So. | G | 5-10 | 190 | Columbia, Ill.



**#20 Darius Hall**  
Fr. | F | 6-6 | 210 | Little Rock, Ark.



**#22 Gabe Osabuohien**  
Fr. | F | 6-8 | 219 | Toronto, Canada



**#23 C.J. Jones**  
So. | G | 6-5 | 175 | Birmingham, Ala.



**#31 Anton Beard**  
Sr. | G | 6-0 | 185 | North Little Rock, Ark.



**Mike Anderson**  
Head Coach | 7th Season

## A-Z ROSTER »

No.	Name	Yr.
2	Bailey, Adrio	So.
0	Barford, Jaylen	Sr.
31	Beard, Anton	Sr.
5	Cook, Arlando	Sr.
10	Gafford, Daniel	Fr.
3	Garland, Khalil	Fr.
20	Hall, Darius	Fr.
11	Harris, Jalen	So.
15	Holmes, Jonathan	So.
23	Jones, C.J.	So.
4	Macon, Daryl	Sr.
22	Osabuohien, Gabe	Fr.
14	Plummer, JT	Sr.
13	Thomas, Dustin	Sr.
1	Thompson, Trey	Sr.

## BY STATE »

<b>Alabama (1)</b>		
23	C.J. Jones	Birmingham, Ala.
<b>Arkansas (6)</b>		
1	Trey Thompson	Madison Ark.
3	Khalil Garland	Little Rock, Ark.
4	Daryl Macon	Little Rock, Ark.
10	Daniel Gafford	El Dorado, Ark.
20	Darius Hall	Little Rock, Ark.
31	Anton Beard	N. Little Rock, Ark.
<b>Canada (1)</b>		
22	Gabe Osabuohien	Toronto
<b>Illinois (1)</b>		
15	Holmes, Jonathan	Columbia, Ill.
<b>Louisiana (1)</b>		
2	Adrio Bailey	Campti, La.
<b>Missouri (1)</b>		
5	Arlando Cook	St. Louis, Mo.
<b>North Carolina (1)</b>		
11	Jalen Harris*	Raleigh, N.C.
<b>Tennessee (1)</b>		
0	Jaylen Barford	Jackson, Tenn.
<b>Texas (2)</b>		
13	Dustin Thomas	Texarkana, Texas
14	JT Plummer	San Antonio, Texas

## BY CLASS »

<b>SENIORS (7)</b>		<b>Pos.</b>
0	Jaylen Barford	Sr.
1	Trey Thompson	Sr.
4	Daryl Macon	Sr.
5	Arlando Cook	Sr.
13	Dustin Thomas	Sr.
14	JT Plummer	Sr.
31	Anton Beard	Sr.
<hr/>		
<b>SOPHOMORES (4)</b>		
2	Adrio Bailey	So.
11	Jalen Harris*	So.
15	Jonathan Holmes	So.
23	C.J. Jones	So.
<hr/>		
<b>FRESHMEN (4)</b>		
3	Khalil Garland	Fr.
10	Daniel Gafford	Fr.
20	Darius Hall	Fr.
22	Gabe Osabuohien	Fr.

## THE PRONUNCIATIONS »

Adrio Bailey: A-Dree-O  
Gabe Osabuohien: oh-sah-BOY-en

**THE NON-CON SLATE »**

• With one game remaining on its non-conference schedule, Arkansas went 10-2 in its pre-SEC slate against a schedule that featured seven teams picked to finish in the top four of their respective league standings.

• The Razorbacks will play two Final Four teams from last year during the regular season after taking on defending National Champion North Carolina during the PK80.

• Arkansas defeated a pair of teams ranked in the Mid-Major Top 25 poll on opening weekend, with Bucknell checking in at No. 6, followed by Samford at No. 20.

Opponent	Conference	Picked
Bucknell	Patriot	W 1st
Minnesota	Big 10	W 2nd
Samford	Southern	W 2nd
North Carolina	Atlantic Coast	L 2nd
Troy	Sun Belt	W 3rd
CSU Bakersfield	Western Athletic	W 4th
Fresno State	Mountain West	W 4th
UConn	American Athletic	W 5th
Colorado State	Mountain West	W 5th
Houston	American	L 6th
Oklahoma	Big 12	W 6th
Oral Roberts	Summit	W 7th
Oklahoma State	Big 12	- 10th

**EXCEEDING EXPECTATIONS »**

• After being picked to finish sixth in the SEC by the media, Arkansas is looking to finish higher than it was picked for the fifth straight season.

Year	Picked	Finished
2017-18	6th	TBD
2016-17	5th	T-3rd
2015-16	11th	T-8th
2014-15	3rd	2nd
2013-14	8th	5th

**SUSTAINED SUCCESS »**

• The Razorbacks are one of four teams in the league to finish .500 or better in SEC play each of the last five years.

• Arkansas and Kentucky are the only schools to finish in the top three of the SEC in two of the last three years.

**THE 2018 SIGNING CLASS »**

• The Razorbacks signed six incoming freshmen during the 2018 early signing period, ranking as the 17th-best class in the country by ESPN.

Signee	Pos.	Ht.	Hometown
Ethan Henderson	6-9	F	Little Rock, Ark.
Reggie Chaney	6-8	F	Tulsa, Okla.
Jordan Phillips	6-7	G	Cedar Hill, Texas
Keyshawn Embery	6-3	G	Oklahoma City
Isaiah Joe	6-4	G	Fort Smith, Ark.
Desi Sills	6-2	G	Jonesboro, Ark.

**THE RUNNIN' RAZORBACKS »**

• Arkansas has 34 runs of seven points or more in 12 games this season, compared to just 12 by opponents.

• The Razorbacks have multiple runs of seven points or more in 10 of 12 games.

Run	Ark	Opp
7-0	7	1
8-0	5	5
9-0	6	1
10-0	5	2
11-0	3	1
13-0	2	2
14-0	2	-
15-0	1	-
16-0	1	-
19-0	2	-
<b>Total Runs</b>	<b>34</b>	<b>12</b>

• Arkansas has 16 runs of 10 or more points through 12 games this season, including four in the season opener against Samford and three in each of Arkansas' last two outings against Oral Roberts and CSU Bakersfield.

• Arkansas has held opponents scoreless for 5-plus minutes four times this season, including two of the last three games against Colorado State (6:23) and Troy (5:41), leading to runs of 19 and 13, respectively.

**NO CUPCAKE FOR YOU »**

• Arkansas' opponents so far have combined for a 93-66 record with five of the 12 schools posting 10+ wins.

• According to ESPN, the Razorbacks have the No. 14 RPI in the nation and the 36th-toughest strength of schedule in the country.

Opponent	Result	Record
#13 North Carolina	L	11-2
#14 Minnesota	W	11-3
Oklahoma	W	10-1
Fresno State	W	10-4
Houston	L	10-2
UConn	W	7-5
Colorado State	W	7-7
CSU Bakersfield	W	7-8
Troy	W	6-7
Bucknell	W	6-7
Samford	W	4-9
Oral Roberts	W	4-11
<b>Totals...</b>	<b>10-2</b>	<b>93-66</b>

**BEST RETURNING DUO IN 24 YEARS »**

• Jaylen Barford and Daryl Macon are the first Razorback duo since Scotty Thurman and Corliss Williamson to return after both players recorded 450-plus points and 70-plus assists the previous season. (via @HogStats)

Player	Season	Assists	Points
Daryl Macon	2016-17	80	483
Jaylen Barford	2016-17	72	459
Corliss Williamson	1993-94	74	695
Scotty Thurman	1993-94	103	539

**RECORD BREAKDOWN**

At Home (Bud Walton Arena)	7-0
On The Road	0-1
Neutral	3-1
White Uniforms	8-0
Cardinal Uniforms	0-1
Anthractive Uniforms	0-0
Special Edition PK80 Uniforms	2-1

**HALFTIME/LEADS/OVERTIME**

Leading at the half, home	8-0
Leading at the half, road/neutral	2-0
Tied at the half, home	0-0
Tied at the half, road/neutral	0-0
Trailing at the half, home	0-0
Trailing at the half, road/neutral	0-2
Games decided by 5 points or fewer	0-0
Games decided by 10 points or fewer	2-0
Leading with 5:00 left	10-0
Leading with 2:00 left	10-0
Overtime games	0-0

**OFFENSE**

Scoring less than 70 points	0-2
Scoring 70-79 points	0-0
Scoring 80-89 points	2-0
Scoring 90-99 points	5-0
Scoring 100+ points	3-0
2 Players Or Less in Double Figures	0-0
3 Players in Double Figures	2-1
4 Players in Double Figures	4-1
5 Players in Double Figures	2-0
6 Players in Double Figures	2-0
7 Players in Double Figures	0-0
1 Player Scores 20 Points	5-1
2 Players Score 20 Points	1-0
When shooting 50 percent or higher	7-0
When shooting less than 50 percent	3-2

**REBOUNDING/TURNOVERS**

When outrebounding opponent	6-0
When outrebounded	4-2
When rebounds are even	0-0
When grabbing 10+ offensive reb	3-0
When forcing 15+ turnovers	7-0
When committing less than 15 turnovers	9-2
When committing 15+ turnovers	1-0

**Top Scorers (Includes Ties)**

Jaylen Barford	7-2
Daryl Macon	3-0
C.J. Jones	1-0
Daniel Gafford	1-0
Anton Beard	0-1

**Top Rebounders (Includes Ties)**

Trey Thompson	2-0
Daniel Gafford	5-2
Dustin Thomas	1-1
Anton Beard	1-0
Darius Hall	1-0
Jaylen Barford	1-0

**Months**

In November	5-1
In December	5-1
In January	0-0
In February	0-0
In March	0-0

## SERIES HISTORY »

Series:	Series tied 19-19
Since Arkansas joined the SEC:	Tennessee leads 18-16
In Fayetteville:	Arkansas leads 9-4
In Knoxville:	Tennessee leads 11-4
In Little Rock:	Arkansas leads 1-0
In Memphis:	Arkansas leads 1-0
In Nashville:	Arkansas leads 1-0
In Atlanta:	Tennessee leads 3-2
In New Orleans:	Arkansas leads 1-0
In Shreveport:	Tennessee leads 1-0

• Arkansas has won each of the last five meetings against the Volunteers, including four straight in Fayetteville.

• The Razorbacks hold a 6-3 record over Tennessee under head coach Mike Anderson, which dates back to the 2011-12 season.

### Last 20 Meetings

Date	Site	W/L	Score
01/03/17	Knoxville	W	82-78
02/27/16	Knoxville	W	75-65
02/06/16	Fayetteville	W	85-67
03/13/15	Nashville	W	80-72
01/27/15	Fayetteville	W	69-64
01/13/15	Knoxville	L	74-69
01/22/14	Knoxville	L	81-74
02/02/13	Fayetteville	W	73-60
02/15/12	Knoxville	L	77-58
03/10/11	Atlanta	L	74-68
01/08/11	Fayetteville	W	68-65
03/03/10	Knoxville	L	80-73
02/04/09	Fayetteville	L	74-72
03/15/08	Atlanta	W	92-91
02/13/08	Knoxville	L	93-71
02/24/07	Fayetteville	L	83-72
02/25/06	Knoxville	W	73-69
03/10/05	Atlanta	L	65-46
02/26/05	Fayetteville	W	70-68
02/11/04	Knoxville	L	69-65

## NEWS AND NOTES »

• Arkansas has recorded nine victories over AP Top 25 teams during the Mike Anderson era, including at least one in six of his first seven years.

• Jaylen Barford leads the country with nine games of 15+ points, 2+ rebounds, 2+ assists and less than 3 turnovers.

• During the Mike Anderson era, Arkansas is 115-7 in games it led at the half, including 30 consecutive victories. This year, the Razorbacks have led by an average of 16.2 points at the break in their 10 wins.

• The Razorbacks are the only high-major program in country with seven seniors on its roster. TCU and Minnesota both have six.

• Arkansas recorded 28 assists in the season opener, marking the third time in the 21st century and the second time in the Anderson era the Razorbacks had 28-plus assists in a game. The Razorbacks recorded 27 assists against Oral Roberts on Dec. 19.

• During the last seven years, Arkansas is 43-3 when dishing out 20 assists, including a 31-1 mark in non-conference play. The Razorbacks are 4-0 this season when recording 20-plus dimes.

• Daryl Macon and Jaylen Barford are looking to become the sixth and seventh players in program history to score 1,000 points as a Razorback in just two seasons. They could follow in the footsteps of Martin Terry, Scotty Thurman, Todd Day, Dusty Hannahs and Bobby Portis.

Player	Games	Years	PPG	Points
Martin Terry	52	1972-73	26.3	1,368
Scotty Thurman	65	1993-94	16.6	1,079
Todd Day	67	1989-90	16.5	1,109
Dusty Hannahs	68	2016-17	15.4	1,047
Bobby Portis	70	2014-15	15.0	1,047
Jaylen Barford	48	2017-18	14.2	682
Daryl Macon	48	2017-18	13.9	667

## TIME IS MONEY »

In 480 minutes of play this season Arkansas has...

- Led for 378 minutes and 22 seconds.
- Led by double digits for 251 minutes and 57 seconds.
- Led for at least 32 minutes in all 10 wins.
- Trained for only 90 minutes and 32 seconds.
- Recorded three wire-to-wire victories.
- Trained for fewer than two minutes in seven games.
- Led by 25-plus points in seven different games.

## MISCELLANEOUS STATISTICS »

### Double-Figure Scoring Games

Player	13-14	14-15	15-16	16-17	17-18	Career
Beard	--	8	7	14	10	39
Barford	--	--	--	27	11	38
Macon	--	--	--	27	10	37
Thomas	1	3	--	4	1	9
Jones	--	--	--	2	7	9
Gafford	--	--	--	--	8	8
Bailey	--	--	--	1	2	3
Hall	--	--	--	--	2	2
Thompson	--	0	2	0	--	2

### 20-Point Scoring Games

Player	13-14	14-15	15-16	16-17	17-18	Career
Barford	--	--	--	5	4	9
Macon	--	--	--	3	3	6
Gafford	--	--	--	--	1	1

### 30-Point Scoring Games

Player	13-14	14-15	15-16	16-17	17-18	Career
Macon	--	--	--	1	--	1

### 3 + Three-Pointers in a Game

Player	13-14	14-15	15-16	16-17	17-18	Career
Macon	--	--	--	11	5	16
Jones	--	--	--	1	6	7
Barford	--	--	--	2	4	6
Beard	--	2	1	2	1	6
Thomas	0	1	--	0	--	1

### 5 + Three-Pointers in a Game

Player	13-14	14-15	15-16	16-17	17-18	Career
Macon	--	--	--	1	2	3
Jones	--	--	--	--	2	2

### Double Figure Rebounding Games

Player	13-14	14-15	15-16	16-17	17-18	Career
Thompson	--	0	0	1	1	2
Gafford	--	--	--	--	1	1

### Double-Doubles

Player	13-14	14-15	15-16	16-17	17-18	Career
--	--	--	--	--	--	--

### 5 + Assist Games

Player	13-14	14-15	15-16	16-17	17-18	Career
Macon	--	--	--	5	5	10
Thompson	--	0	1	1	2	4
Beard	--	0	0	2	2	4
Barford	--	--	--	1	3	4

### 3 + Steals in a Game

Player	13-14	14-15	15-16	16-17	17-18	Career
Barford	--	--	--	6	1	7
Beard	--	4	1	2	--	7
Macon	--	--	--	2	1	3
Thomas	0	1	--	1	--	2
Thompson	--	0	0	1	--	1
Bailey	--	--	--	1	--	1

### 3 + Blocks in a Game

Player	13-14	14-15	15-16	16-17	17-18	Career
Thompson	--	0	2	1	--	3
Gafford	--	--	--	--	4	4
Jones	--	--	--	1	--	1
Cook	--	--	--	1	--	1
Bailey	--	--	--	--	1	1

# WELCOME TO THE #DUNKPALACE

## DUNKS BY PLAYER »

Daniel Gafford	28
Adrio Bailey	11
C.J. Jones	4
Darius Hall	4
Trey Thompson	3
Gabe Osabuohien	2
Daryl Macon	2
Jaylen Barford	1
8 Players	55

## MOST DUNKS IN A GAME »

12	Samford (11/10/17)
7	Troy (12/16/17)
7	Fresno State (11/17/17)
6	Oral Roberts (12/19/17)
5	CSU Bakersfield (12/27/17)
5	Colorado State (12/5/17)
4	UConn (11/26/17)
4	Bucknell (11/12/17)
3	Minnesota (12/09/17)
2	Oklahoma (11/23/17)

## MOST DUNKS IN A HALF »

8	2nd	Samford (11/10/17)
6	2nd	Fresno State (11/17/17)
5	2nd	Troy (12/16/17)
4	1st	Oral Roberts (12/19/17)
4	1st	Samford (11/10/17)

## RECORD BY DUNKS »

5+ Dunks	6-0
4+ Dunks	7-0
2+ Dunks	10-0
1 Dunk	0-0
Held Without a Dunk	0-2

## MOST DUNKS IN THE SEC »

Alabama	62
Mississippi State	59
Arkansas	55
Texas A&M	52
Kentucky	45
Missouri	44
Auburn	43
LSU	33
Florida	27
Vanderbilt	26
Tennessee	24
Ole Miss	21
Georgia	18
South Carolina	13

**Daniel Gafford has more  
Dunks than 6 SEC teams »**

## 55 DUNKS IN 12 GAMES



• Arkansas' 55 dunks are the most through 12 games of the Mike Anderson era. The next fastest team to reach 55 dunks was the 2012-13, 13-14 and 14-15 teams, which each needed 18 games.

• Arkansas' 12 dunks against Samford are the most throwdowns of the Mike Anderson era in a single game with the previous high of eight coming against Mississippi State on Jan. 23, 2013.

Dunks	Opponent	Year
12	Samford	2017-18
8	Mississippi State	2012-13
7	Troy	2017-18
7	Fresno State	2017-18
7	Minnesota	2012-13
7	Alabama A&M	2012-13
7	Northwestern State	2015-16
7	Northwestern State	2014-15
7	Vanderbilt	2014-15

• Three of the four highest single-game dunk totals of the Mike Anderson era have come this season.

• The Razorbacks tallied just 46 dunks last season in 36 games.

"This might be the most  
**ATHLETIC**  
team I've ever had as a  
head coach." - Mike Anderson

# MIKE ANDERSON



## CAREER NUMBERS

**At Arkansas:** 138-76 (7th Year)

2017-18 » 10-2  
2016-17 » 26-10 (NCAA, Second Round)  
2015-16 » 16-16  
2014-15 » 27-9 (NCAA, Third Round)  
2013-14 » 22-12 (NIT, Second Round)  
2012-13 » 19-13  
2011-12 » 18-14

**At Missouri:** 111-57 (5 Years)

2010-11 » 23-11 (NCAA Second Round)  
2009-10 » 23-11 (NCAA Second Round)  
2008-09 » 31-7 (NCAA Elite Eight)  
2007-08 » 16-16  
2006-07 » 18-12

**At Alabama-Birmingham (UAB):** 89-41 (4 Years)

2005-06 » 24-7 (NCAA First Round)  
2004-05 » 22-11 (NCAA Second Round)  
2003-04 » 22-10 (NCAA Sweet 16, C-USA Co-Champs)  
2002-03 » 21-13 (NIT Quarterfinals)

**Overall Record 338-174 (16th Year)**

## IT'S A NUMBERS GAME

**Postseason Tournaments**

1 2 3 4 5 6 7 8 9 10

**20-Win Seasons**

1 2 3 4 5 6 7 8 9 10

**NCAA Tournaments**

1 2 3 4 5 6 7 8

**30-Win Seasons**

1

**Losing Seasons**

0

## PERSONAL INFO

Born: Dec. 12, 1959  
Hometown: Birmingham, Ala.  
Alma Mater: Tulsa (1982)  
Wife: Marcheita  
Children: Darcheita, Michael Jr., Yvonne  
Date Named Head Coach at Arkansas: March 23, 2011

**HEAD COACH**  
**7TH SEASON AT ARKANSAS**  
**16TH SEASON OVERALL**

Razorback Nation welcomed home one of its own on March 23, 2011, when Mike Anderson was named the 12th head men's basketball coach in Arkansas history. Charged with bringing back the winning tradition that was synonymous with the Razorback program throughout the '80s and '90s, Anderson enters his seventh season at Arkansas and 16th year as a head coach in 2017-18.

Anderson continued to bring Razorback basketball back to national relevance in 2016-17, leading Arkansas to a 26-10 record, a spot in the SEC Tournament Championship game and on the brink of knocking off the eventual National Champion North Carolina Tar Heels with the Sweet 16 on the line.

The Razorbacks posted the seventh-most wins in program history last season, as Anderson led his squad to 12 SEC victories for the fifth time in school history and captured six conference road victories, tying the 1994 championship team and the 2015 NCAA Tournament squad for the most in the SEC era. The Razorbacks ended the season 8-3 in their last 11 SEC road contests, the best stretch since the end of the 1993-94 and beginning of the 1994-95 seasons. Arkansas used its second-best free throw percentage in school history (.761) to post a 4-0 record in games decided by one possession and a perfect 24-0 mark when leading with two minutes left in the contest.

The outlook on Razorback basketball has never been brighter, as Anderson welcomes a top-25 recruiting class to Fayetteville for the upcoming season that features four of the top five players in the state of Arkansas. Three of the four players are listed as four-star prospects by ESPN as Anderson's staff continues to land the best talent in the state.

During the last four years, 17 current or former players have received their degree from the University of Arkansas, including five individuals during the 2016-17 season. Seniors Dusty Hannahs, Moses Kingsley and Manuele Watkins walked across the stage, while junior Trey Thompson participated in commencement and is scheduled to complete his degree in December and wear the coveted "SEC Graduate" patch on his uniform during the 2017-18 campaign. Former Razorback great and all-time assist leader Kareem Reid walked across the stage 18 years after his final game as a Hog, and former graduate transfer Willy Kouassi graduated in the summer of 2017 with his master's degree.

During his first six seasons at Arkansas, Anderson produced a 128-74 record and was the first head coach in program history to win 18 or more games in each of his first four years. Anderson has also re-established Bud Walton Arena as one of the toughest places to play and brought excitement back to the tradition-rich program. Since his return to Fayetteville, the Razorbacks are tied for the fourth-most home victories in the country with 95 and are one of four teams in the country with 95-plus wins and 15 or fewer losses at home over the last six seasons. The 2012-13 squad posted just the third unbeaten SEC home record (9-0) in program history and the first since 1998. The success on-and-off the court has translated into fan support as Arkansas returned to the top 25 in national attendance the first six years, including No. 12 in 2016-17.

## CONSISTENCY

*Head coach Mike Anderson is one of just four current Division I coaches with 15-plus years of head coaching experience and zero losing seasons. He is the only coach to accomplish the feat at three different programs.*

<b>Coach</b>	<b>Schools</b>	<b>Yrs</b>
Roy Williams	Kansas/UNC	30th
Tom Izzo	Michigan State	23rd
Mark Few	Gonzaga	18th
<b>Mike Anderson</b>	<b>UAB/Missouri/Arkansas</b>	<b>16th</b>

## BY THE NUMBERS »

4

» At least four Arkansas players have earned SEC Academic Honor Roll honors each of the last four years.

18

» Arkansas has had 18 current and former players graduate since May 2014, averaging 4.5 graduates per academic year.

21

» During the last four years, men's basketball has earned 21 SEC All-Academic honors, including seven in 2015-16.


# PLAY HARD ACT RIGHT

• Senior Trey Thompson has already participated in commencement and is scheduled to complete his degree in December and wear the coveted "SEC Graduate" patch on his uniform during the remainder of the 2017-18 campaign.

• Arkansas had a team grade point average of 2.93 last year, while all four incoming freshman had over a 3.3 GPA during their summer term.

18

CURRENT OR FORMER PLAYERS HAVE GRADUATED IN THE LAST 4 YEARS



## THE NATIONAL POLLS »

### Associated Press Poll (Dec. 25)

RK	TEAM	RECORD	POINTS
1	Villanova (43)	12-0	1,600
2	Michigan State (16)	12-1	1,560
3	Arizona State (6)	12-0	1,481
4	Duke	12-1	1,435
5	<b>Texas A&amp;M</b>	<b>11-1</b>	<b>1,309</b>
6	Xavier	12-1	1,242
7	West Virginia	11-1	1,226
8	Wichita State	10-2	992
9	Virginia	11-1	969
10	TCU	12-0	923
11	Kansas	10-2	920
12	<b>Oklahoma</b>	<b>10-1</b>	<b>901</b>
13	<b>North Carolina</b>	<b>11-2</b>	<b>891</b>
14	Purdue	12-2	839
15	Miami	10-1	827
16	<b>Kentucky</b>	<b>9-2</b>	<b>735</b>
17	Arizona	10-3	511
18	Baylor	10-2	437
19	<b>Tennessee</b>	<b>9-2</b>	<b>405</b>
20	Gonzaga	10-3	382
21	Cincinnati	11-2	377
22	Texas Tech	11-1	351
23	Seton Hall	11-2	227
24	Florida State	11-1	169
25	Creighton	10-2	143

Others receiving votes: **Arkansas 85**, Clemson 55, Notre Dame 40, Louisville 26, Texas 21, UCLA 12, **Oklahoma State 8**, SMU 5, St. Bonaventure 5, **Auburn 5**, New Mexico State 4, Rhode Island 2, Nevada 1, Stephen F. Austin 1, **Florida 1**, Michigan 1, **Minnesota 1**

### USA Today Coaches Poll (Dec. 25)

RK	TEAM	RECORD	POINTS
1	Villanova (27)	12-0	795
2	Michigan State (5)	12-1	769
3	Duke	12-1	712
4	Arizona State	12-0	708
5	Xavier	12-1	635
6	<b>Texas A&amp;M</b>	<b>11-1</b>	<b>599</b>
7	West Virginia	11-1	581
8	TCU	12-0	518
9	Virginia	11-1	496
10	Wichita State	10-2	478
11	Kansas	10-2	455
12	<b>Oklahoma</b>	<b>10-1</b>	<b>421</b>
13	Purdue	12-2	410
14	<b>North Carolina</b>	<b>11-2</b>	<b>385</b>
15	<b>Kentucky</b>	<b>9-2</b>	<b>375</b>
16	Miami	11-1	328
17	Baylor	10-2	233
18	Arizona	10-3	226
19	Gonzaga	10-3	196
20	<b>Tennessee</b>	<b>9-2</b>	<b>195</b>
21	Texas Tech	11-1	194
22	Cincinnati	11-2	159
23	Creighton	10-2	123
24	Seton Hall	11-2	122
25	Florida State	11-1	90

Others receiving votes: Clemson 45, Louisville 27, Virginia Tech 22, Notre Dame 18, **Arkansas 18**, Texas 17, UCLA 12, Saint Mary's 11, Michigan 5, Syracuse 4, Boise State 3, Rhode Island 3, Stephen F. Austin 2, **Missouri 2**, **Oklahoma State 2**, St. Bonaventure 2, **Mississippi State 1**, New Mexico State 1, **Auburn 1**, **Florida 1**

## WEEK-BY-WEEK RANKINGS »

WEEK	AP	COACHES	NCAA RPI
Preseason	NR	RV	--
Nov. 13	RV	RV	--
Nov. 20	RV	RV	--
Nov. 27	RV	RV	--
Dec. 4	NR	NR	13
Dec. 11	RV	RV	9
Dec. 18	RV	RV	8
Dec. 25	RV	RV	11
Jan. 1			
Jan. 8			
Jan. 15			
Jan. 22			
Jan. 29			
Feb. 5			
Feb. 12			
Feb. 19			
Feb. 26			
March 5			
March 12			
April 2 (Final)			

### The Last time Arkansas was ranked in the AP...

Top 25:	No. 21	March 16, 2015
Top 15:	No. 15	Nov. 14, 2000
Top 10:	No. 6	1994-95 Final Poll
Top 5:	No. 5	March 7, 1995
No. 1:	No. 1	1994-95 Preseason Poll

## QUICK FACTS »

### ABOUT ARKANSAS

Location..... Fayetteville, Ark.  
 Enrollment ..... 27,558  
 Founded ..... 1871  
 Colors ..... Cardinal (PMS 201) and White  
 Nickname ..... Razorbacks  
 Conference ..... Southeastern (SEC)  
 Arena (Capacity)..... Bud Walton Arena (19,200)

### ADMINISTRATION

System President ..... Dr. Donald R. Bobbitt  
 Chancellor ..... Dr. Joseph E. Steinmetz  
 Athletic Director ..... Hunter Yurachek  
 Faculty Representative ..... Gerald Jordan

### COMMUNICATIONS

Associate Communications Director ..... David Beall  
 Email ..... jdb048@uark.edu  
 Office Phone ..... 479-575-3114  
 Cell Phone ..... 479-445-5336  
 Twitter ..... @Beall\_sid  
 Secondary Contact ..... Brent Hull  
 Email ..... bwh003@uark.edu  
 Office Fax ..... 479-575-7481  
 Athletic Website ..... ArkansasRazorbacks.com  
 Bud Walton Arena Press Row ..... 479-575-6622  
 Arkansas Ticket Office ..... 479-575-5151

### HISTORY

First Year ..... 1923-24  
 Seasons ..... 95th  
 Overall Conference Championships . 24 (2 SEC, 22 SWC)  
 SEC Overall Championships ..... 2 (1992, 1994)  
 SEC Division Championships .. 4 (1992, 1993, 1994, 1995)  
 SEC Tournament Championships ..... 1 (2000)  
 NCAA Tournament Appearances ..... 31\*  
 National Championships ..... 1 (1994)  
 National Runner-Up ..... 1 (1995)  
 NCAA Final Fours ..... 6 (1941, 1945, 1978, 1990, 1994, 1995)  
 NCAA Elite Eight ..... 6 (1978, 1979, 1990, 1994, 1995)  
 NCAA Sweet 16 ..... 10  
 NIT Record (App.) ..... 5-4 (3)

\* - Arkansas also received a bid in 1944 but was unable to participate due to a car accident. Total number of appearances is 31.

## THE LITTLE THINGS MATTER »

Player	Deflections	Charges	Steals	Dunks	Blocks
Adrio Bailey	65	3	6	11	16
Jaylen Barford	56	1	12	1	5
Anton Beard	55	3	12	0	1
Arlando Cook	14	0	3	0	0
Daniel Gafford	79	4	9	28	23
Khalil Garland	0	0	0	0	0
Darrious Hall	36	5	7	4	3
Jonathan Holmes	3	0	1	0	0
C.J. Jones	23	0	5	4	3
Daryl Macon	44	0	18	2	2
Gabe Osabuohien	18	4	1	2	1
Dustin Thomas	44	3	6	0	0
Trey Thompson	63	0	9	3	8
<b>Totals</b>	<b>500</b>	<b>23</b>	<b>89</b>	<b>55</b>	<b>62</b>

## HONORS AND AWARDS »

### Daryl Macon

- SEC Player of the Week (Dec. 18, 2017)
- Preseason coaches All-SEC second team
- SEC All-Tournament Team (2017)
- SEC Player of the Week (Feb. 20, 2017)
- MVP of the Lone Star Shootout (2017)

### Jaylen Barford

- Preseason coaches All-SEC second team
- PK80 Victory Bracket All-Tournament team

### Anton Beard

- SEC All-Freshman (2015)
- SEC Freshman of the Week (Feb. 23, 2015)

### Daniel Gafford

- SEC Freshman of the Week (Dec. 11, 2017)

### Trey Thompson

- SEC Winter Academic Honor Roll (2015-16)
- SEC First Year Academic Honor Roll (2014-15)

### Dustin Thomas

- SEC First Year Academic Honor Roll (2015-16)

## PROHOGS BY THE NUMBERS »

# #PR HOGS

# 37

» Arkansas has had 37 all-time NBA Draft selections from 35 different players in program history.

# 16

» The Razorbacks have 16 All-Star game appearances by Joe Johnson (7), Sidney Moncrief (5) and Alvin Robertson (4).

# 12

» Arkansas has 12 first round NBA Draft picks in program history with Sidney Moncrief going No. 5 overall in 1979.

## PROHOGS PRODUCTION »

Arkansas has had 29 former players go on to play in the NBA, including three this season as listed below.

Player	Team	Yrs	Draft Class
Joe Johnson	Jazz	17th	2001 - 10th (UTA)
Patrick Beverley	Rockets	6th	2009 - 42nd (LAC)
Bobby Portis	Bulls	3rd	2015 - 22nd (CHI)

## THE LAST TIME ARKANSAS »

### POINTS »

- Scored 100+ : 12/19/17 - 104 vs. Oral Roberts
- Scored 100+ in an SEC game: 02/10/15 - 101 vs. Auburn
- Scored fewer than 50: 02/09/16 - 46 at Mississippi State

### OVERTIME GAMES »

- Played in an OT game: 01/30/16 vs. Texas Tech, W, 75-68 (OT)
- Played in a 2OT game: 01/16/13 vs. Auburn, W, 88-80 (2 OT)
- Played in a 3OT game: 02/09/80 vs. Houston, L, 90-84 (3 OT)

### VERSUS TOP-25 OPPONENTS »

- Beat an AP Top 25 team: 12/09/17 vs. No. 14 Minnesota, W, 95-79
- Beat an AP Top 15 team: 12/09/17 vs. No. 14 Minnesota, W, 95-79
- Beat an AP Top 10 team: 01/27/16 vs. No. 5 Texas A&M, W, 74-71
- Beat an AP Top 5 team: 01/27/16 vs. No. 5 Texas A&M, W, 74-71

### VERSUS TOP-25 OPPONENTS ON THE ROAD »

- Beat an AP Top 25 team on road: 02/15/17 at No. 21 South Carolina, W, 83-76
- Beat an AP Top 5 team on road: 02/09/94 at No. 4 Kentucky, W, 90-82

### DOUBLE-DOUBLES »

- Two players in same game: 02/17/16 vs. Auburn
  - Moses Kingsley (20 pts, 10 rebs) and Jabril Durham (12 pts, 10 asts)

### 3-POINT SHOOTING »

- 10+ 3FGM in a game: 12/27/17 - 10 vs. CSU Bakersfield
- 15+ 3FGM in a game: 01/09/16 - 16 vs. Mississippi State

### AT THE CHARITY STRIPE »

- Attempted 30+ FT in a game: 12/27/17 - 31 vs. CSU Bakersfield
- 20+ FTM in a game: 12/27/17 - 21 (of 31) vs. CSU Bakersfield
- 25+ FTM in a game: 11/26/17 - 25 (of 33) vs. UConn

### ASSISTS »

- Had 20+ assists: 12/19/17 - 27 vs. Oral Roberts
- Had 20+ assists in back-to-back games: 12/05/17 (22 vs. Colorado State) 12/09/17 (23 vs. Minnesota)
- Had 25+ assists: 12/19/17 - 27 vs. Oral Roberts
- Had 2 players with 5+ assists: 12/16/17 vs. Troy (Macon - 5, Barford - 5)
- Had 3 players with 5+ assists: 11/10/17 vs. Samford (Macon - 8, Barford & Beard - 6)

## THE LAST TIME AN ARKANSAS PLAYER »

### POINTS »

- Scored 30-39 points in a game: 02/18/17 - 30 by Daryl Macon vs. Ole Miss
- Scored 40-49 points in a game: 01/11/92 - 43 by Todd Day vs. LSU
- Scored 50+ points in a game: 11/13/09 - 51 by Rotnei Clarke vs. Alcorn State

### DOUBLE-DOUBLES »

- Points/Rebounds: 03/11/17 - 12 pts and 13 rebs by Moses Kingsley vs. Vanderbilt
- Points/Assists: 02/17/16 - 12 pts and 10 asts by Jabril Durham vs. Auburn

### REBOUNDS »

- Had 15+ rebounds in a game: 03/07/15 - 15 by Bobby Portis vs. LSU
- Had 20+ rebounds in a game: 11/21/97 - 23 by Nick Davis vs. Jackson State

### THREE-POINT SHOOTING »

- 5+ 3FGM in a game: 12/19/17 - 5 (8 att) by C.J. Jones vs. Oral Roberts

### AT THE CHARITY STRIPE »

- 10+ FTA in a game: 11/17/17 - 10 by Daniel Gafford vs. Fresno State
- 10+ FTM in a game: 02/01/17 - 11 (12 att) by Moses Kingsley vs. Alabama

### ASSISTS »

- 5+ assists in a game: 12/27/17 vs. CSU Bakersfield (Macon - 8)
- Consecutive 5+ assists games: 12/05/17 by Daryl Macon vs. Colorado State (7) 12/09/17 by Daryl Macon vs. Minnesota (8) 12/16/17 by Daryl Macon vs. Troy (5)
- Three straight 5+ assists games: 12/05/17 by Daryl Macon vs. Colorado State (7) 12/09/17 by Daryl Macon vs. Minnesota (8) 12/16/17 by Daryl Macon vs. Troy (5)

- 10+ assists in a game: 03/05/16 - 11 by Jabril Durham vs. South Carolina
- Consecutive 10+ assists games: 01/16/10 - by Courtney Fortson vs. Alabama (10) 01/21/10 - by Courtney Fortson vs. Florida (11)

### BLOCKS »

- Had 3+ blocks in a game: 12/16/17 - 3 by Daniel Gafford vs. Troy
- Had 5+ blocks in a game: 12/09/17 - 6 by Daniel Gafford vs. Minnesota

### STEALS »

- Had 5+ steals in a game: 12/19/17 - 5 by Jaylen Barford vs. Oral Roberts
- Had consecutive 5+ steal games: 01/01/06 - by Ronnie Brewer vs. W. Illinois (5) 01/07/06 - by Ronnie Brewer vs. Miss. State (5)

## » ARKANSAS GAME HIGHS »

POINTS	104	ORAL ROBERTS (12/19/17)
	102	vs UCONN (11/26/17)
	101	BUCKNELL (11/12/17)
FIELD GOALS MADE	41	ORAL ROBERTS (12/19/17)
	39	MINNESOTA (12/09/17)
FIELD GOAL ATTEMPTS	72	vs North Carolina (11/24/17)
	71	BUCKNELL (11/12/17)
FIELD GOAL PERCENTAGE	.600 (33-55)	vs UCONN (11/26/17)
	.594 (41-69)	ORAL ROBERTS (12/19/17)
3 PT FIELD GOALS MADE	14	ORAL ROBERTS (12/19/17)
	11	vs UCONN (11/26/17)
3 PT FG ATTEMPTS	27	CSU BAKERSFIELD (12/27/17)
	27	vs North Carolina (11/24/17)
3 PT FG PERCENTAGE	.579 (11-19)	vs UCONN (11/26/17)
	.560 (14-25)	ORAL ROBERTS (12/19/17)
FREE THROWS MADE	27	vs Oklahoma (11/23/17)
	25	vs UCONN (11/26/17)
	25	FRESNO STATE (11/17/17)
FREE THROW ATTEMPTS	38	FRESNO STATE (11/17/17)
	33	vs UCONN (11/26/17)
	33	vs Oklahoma (11/23/17)
FREE THROW PERCENTAGE	.818 (27-33)	vs Oklahoma (11/23/17)
	.760 (19-25)	BUCKNELL (11/12/17)
REBOUNDS	47	CSU BAKERSFIELD (12/27/17)
	42	vs Troy (12/16/17)
	42	vs UCONN (11/26/17)
ASSISTS	28	SAMFORD (11/10/17)
	27	ORAL ROBERTS (12/19/17)
STEALS	14	ORAL ROBERTS (12/19/17)
BLOCKED SHOTS	9	MINNESOTA (12/09/17)
	9	vs North Carolina (11/24/17)
TURNOVERS	16	vs Oklahoma (11/23/17)
	14	vs UCONN (11/26/17)
FOULS	27	MINNESOTA (12/09/17)
	24	CSU BAKERSFIELD (12/27/17)

## » ARKANSAS GAME LOWS »

POINTS	65	at Houston (12/02/17)
	68	vs North Carolina (11/24/17)
FIELD GOALS MADE	19	at Houston (12/02/17)
	27	FRESNO STATE (11/17/17)
	27	vs North Carolina (11/24/17)
FIELD GOAL ATTEMPTS	55	vs UCONN (11/26/17)
	55	at Houston (12/02/17)
FIELD GOAL PERCENTAGE	.345 (19-55)	at Houston (12/02/17)
	.375 (27-72)	vs North Carolina (11/24/17)
3 PT FIELD GOALS MADE	4	FRESNO STATE (11/17/17)
	6	BUCKNELL (11/12/17)
	6	at Houston (12/02/17)
3 PT FG ATTEMPTS	14	FRESNO STATE (11/17/17)
	15	BUCKNELL (11/12/17)
3 PT FG PERCENTAGE	.286 (4-14)	FRESNO STATE (11/17/17)
	.316 (6-19)	at Houston (12/02/17)
FREE THROWS MADE	5	vs North Carolina (11/24/17)
	7	MINNESOTA (12/09/17)
FREE THROW ATTEMPTS	8	vs North Carolina (11/24/17)
	13	MINNESOTA (12/09/17)
FREE THROW PERCENTAGE	.533 (8-15)	ORAL ROBERTS (12/19/17)
	.538 (7-13)	MINNESOTA (12/09/17)
REBOUNDS	25	ORAL ROBERTS (12/19/17)
	29	at Houston (12/02/17)
ASSISTS	7	at Houston (12/02/17)
	10	vs North Carolina (11/24/17)
STEALS	4	at Houston (12/02/17)
BLOCKED SHOTS	1	vs UCONN (11/26/17)
	1	at Houston (12/02/17)
TURNOVERS	5	COLORADO STATE (12/05/17)
	6	vs Troy (12/16/17)
FOULS	12	ORAL ROBERTS (12/19/17)
	17	vs UCONN (11/26/17)

## » ARKANSAS INDIVIDUAL GAME HIGHS »

Points	27	Daryl Macon vs Oklahoma (11/23/17)
	27	Jaylen Barford vs Bucknell (11/12/17)
	25	Daryl Macon vs Troy (12/16/17)
	25	Daniel Gafford vs Fresno State (11/17/17)
	24	Jaylen Barford vs UCONN (11/26/17)
Field Goals Made	10	Jaylen Barford vs Bucknell (11/12/17)
	9	Jaylen Barford vs Minnesota (12/09/17)
	9	Jaylen Barford vs UCONN (11/26/17)
	9	Jaylen Barford vs North Carolina (11/24/17)
	9	Daniel Gafford vs Fresno State (11/17/17)
Field Goal Att.	19	Jaylen Barford vs Oklahoma (11/23/17)
	17	Jaylen Barford vs North Carolina (11/24/17)
FG Pct (min 5 made)	1.000 (8-8)	Daniel Gafford vs Minnesota (12/09/17)
	.889 (8-9)	Jaylen Barford vs Oral Roberts (12/19/17)
3-Point FG Made	6	Daryl Macon vs Oklahoma (11/23/17)
	5	C.J. Jones vs Oral Roberts (12/19/17)
	5	Daryl Macon vs Troy (12/16/17)
	5	C.J. Jones vs Minnesota (12/09/17)
3-Point FG Att.	10	C.J. Jones vs North Carolina (11/24/17)
	9	Daryl Macon vs Oral Roberts (12/19/17)
	9	Daryl Macon vs Troy (12/16/17)
3-Pt FG Pct (min 2 made)	1.000 (2-2)	Jaylen Barford vs Oral Roberts (12/19/17)
	.800 (4-5)	Jaylen Barford vs UCONN (11/26/17)
Free Throws Made	7	Jaylen Barford at Houston (12/02/17)
	7	Daryl Macon vs Oklahoma (11/23/17)
	7	Daniel Gafford vs Fresno State (11/17/17)
Free Throw Att.	10	Daniel Gafford vs Fresno State (11/17/17)
	9	Darius Hall vs CSU Bakersfield (12/27/17)
	9	Jaylen Barford at Houston (12/02/17)
	9	Jaylen Barford vs Bucknell (11/12/17)
FT Pct (min 5 made)	1.000 (7-7)	Daryl Macon vs Oklahoma (11/23/17)
	1.000 (6-6)	C.J. Jones vs UCONN (11/26/17)
	1.000 (6-6)	Anton Beard vs Oklahoma (11/23/17)
	1.000 (5-5)	Daniel Gafford vs Bucknell (11/12/17)
	1.000 (5-5)	Anton Beard vs Bucknell (11/12/17)
Rebounds	12	Daniel Gafford vs CSU Bakersfield (12/27/17)
	11	Trey Thompson vs Bucknell (11/12/17)
Assists	8	Daryl Macon vs CSU Bakersfield (12/27/17)
	8	Daryl Macon vs Minnesota (12/09/17)
	8	Daryl Macon vs Samford (11/10/17)
Steals	5	Jaylen Barford vs Oral Roberts (12/19/17)
	3	Daryl Macon vs Troy (12/16/17)
Blocked Shots	6	Daniel Gafford vs Minnesota (12/09/17)
	5	Adrio Bailey vs North Carolina (11/24/17)
Turnovers	4	Trey Thompson vs Fresno State (11/17/17)
	3	Jaylen Barford at Houston (12/02/17)
	3	Trey Thompson at Houston (12/02/17)
	3	Daniel Gafford vs UCONN (11/26/17)
	3	Anton Beard vs North Carolina (11/24/17)
	3	Jaylen Barford vs North Carolina (11/24/17)
	3	Dustin Thomas vs Oklahoma (11/23/17)
	3	Daniel Gafford vs Oklahoma (11/23/17)
	3	Daryl Macon vs Oklahoma (11/23/17)
	3	Anton Beard vs Oklahoma (11/23/17)
	3	Daryl Macon vs Fresno State (11/17/17)
	3	Darius Hall vs Bucknell (11/12/17)
	3	Daryl Macon vs Bucknell (11/12/17)
	3	Adrio Bailey vs Samford (11/10/17)
Fouls	5	Daniel Gafford vs UCONN (11/26/17)
	5	Daniel Gafford vs Bucknell (11/12/17)
	5	Daniel Gafford vs Samford (11/10/17)
Minutes	38	Anton Beard vs North Carolina (11/24/17)
	36	Jaylen Barford vs Minnesota (12/09/17)
	36	Jaylen Barford at Houston (12/02/17)
	35	Anton Beard vs Oklahoma (11/23/17)
	35	Jaylen Barford vs Fresno State (11/17/17)

▶ **STARTING LINEUPS »**

Date	Opponent	G	G	G	F	F	Outcome
Nov. 10	Samford	Barford	Macon	Beard	Bailey	Thompson	W, 95-56
Nov. 12	Bucknell	Barford	Macon	Beard	Bailey	Thompson	W, 101-73
Nov. 17	Fresno State	Barford	Macon	Beard	Bailey	Thompson	W, 83-75
Nov. 23	vs. Oklahoma^	Barford	Macon	Beard	Bailey	Thompson	W, 92-83
Nov. 24	vs. North Carolina^	Barford	Macon	Beard	Bailey	Thompson	L, 87-68
Nov. 26	vs. UConn^	Barford	Macon	Beard	Bailey	Thompson	W, 102-67
Dec. 2	at Houston	Barford	Macon	Beard	Bailey	Thompson	L, 91-65
Dec. 5	Colorado State	Barford	Macon	Beard	Thomas	Thompson	W, 92-66
Dec. 9	Minnesota	Barford	Macon	Beard	Thomas	Gafford	W, 95-79
Dec. 16	vs. Troy+	Barford	Macon	Beard	Thomas	Gafford	W, 88-63
Dec. 19	Oral Roberts	Barford	Macon	Beard	Thomas	Gafford	W, 104-69
Dec. 27	CSU Bakersfield	Barford	Macon	Beard	Thomas	Gafford	W, 95-68
Dec. 30	Tennessee*	--	--	--	--	--	--
Jan. 2	at Mississippi State*	--	--	--	--	--	--
Jan. 6	at Auburn*	--	--	--	--	--	--
Jan. 10	LSU*	--	--	--	--	--	--
Jan. 13	Missouri*	--	--	--	--	--	--
Jan. 17	at Florida*	--	--	--	--	--	--
Jan. 20	Ole Miss*	--	--	--	--	--	--
Jan. 23	at Georgia*	--	--	--	--	--	--
Jan. 27	Oklahoma State	--	--	--	--	--	--
Jan. 30	at Texas A&M*	--	--	--	--	--	--
Feb. 3	at LSU*	--	--	--	--	--	--
Feb. 6	South Carolina*	--	--	--	--	--	--
Feb. 10	Vanderbilt*	--	--	--	--	--	--
Feb. 13	at Ole Miss*	--	--	--	--	--	--
Feb. 17	Texas A&M*	--	--	--	--	--	--
Feb. 20	Kentucky*	--	--	--	--	--	--
Feb. 24	at Alabama*	--	--	--	--	--	--
Feb. 27	Auburn*	--	--	--	--	--	--
March 3	at Missouri*	--	--	--	--	--	--

^ Phil Knight Invitational (Portland, Oregon)

+ at Verizon Arena (North Little Rock, Ark.)

\* SEC Game

% Big12/SEC Challenge

**LEADS & DEFICITS »**

Date	Opponent	Largest Lead	Largest Deficit	Time Led	Time Trailed	Time Tied	Outcome
Nov. 10	Samford	44 (2nd - 12:09)	1 (1st - 16:52)	38:45	0:07	1:08	W, 95-56
Nov. 12	Bucknell	28 (2nd - 00:19)	3 (1st - 19:37)	37:56	1:41	0:23	W, 101-73
Nov. 17	Fresno State	19 (2nd - 10:32)	6 (1st - 17:50)	35:05	4:42	0:13	W, 83-75
Nov. 23	vs. Oklahoma^	10 (1st - 8:45)	2 (1st - 16:05)	36:29	0:58	2:33	W, 93-83
Nov. 24	vs. North Carolina^	6 (1st - 15:05)	19 (2nd - 0:24)	7:25	31:21	1:14	L, 87-68
Nov. 26	vs. UConn^	42 (2nd - 2:03)	None	39:49	None	0:11	W, 102-67
Dec. 2	at Houston	None	30 (2nd - 3:04)	None	38:34	1:26	L, 91-65
Dec. 5	Colorado State	29 (2nd - 5:43)	11 (1st - 16:10)	32:05	7:34	0:21	W, 92-66
Dec. 9	Minnesota	19 (2nd - 7:59)	None	39:19	None	0:41	W, 95-79
Dec. 16	vs. Troy+	25 (2nd - 1:43)	6 (1st - 18:47)	35:38	4:10	0:12	W, 88-63
Dec. 19	Oral Roberts	40 (2nd - 15:54)	None	38:55	None	1:05	W, 104-69
Dec. 27	CSU Bakersfield	27 (2nd - 0:23)	3 (1st - 18:42)	36:56	1:25	1:39	W, 95-68
Dec. 30	Tennessee*	--	--	--	--	--	--
Jan. 2	at Mississippi State*	--	--	--	--	--	--
Jan. 6	at Auburn*	--	--	--	--	--	--
Jan. 10	LSU*	--	--	--	--	--	--
Jan. 13	Missouri*	--	--	--	--	--	--
Jan. 17	at Florida*	--	--	--	--	--	--
Jan. 20	Ole Miss*	--	--	--	--	--	--
Jan. 23	at Georgia*	--	--	--	--	--	--
Jan. 27	Oklahoma State	--	--	--	--	--	--
Jan. 30	at Texas A&M*	--	--	--	--	--	--
Feb. 3	at LSU*	--	--	--	--	--	--
Feb. 6	South Carolina*	--	--	--	--	--	--
Feb. 10	Vanderbilt*	--	--	--	--	--	--
Feb. 13	at Ole Miss*	--	--	--	--	--	--
Feb. 17	Texas A&M*	--	--	--	--	--	--
Feb. 20	Kentucky*	--	--	--	--	--	--
Feb. 24	at Alabama*	--	--	--	--	--	--
Feb. 27	Auburn*	--	--	--	--	--	--
March 3	at Missouri*	--	--	--	--	--	--

^ Phil Knight Invitational (Portland, Oregon)

+ at Verizon Arena (North Little Rock, Ark.)

\* SEC Game

% Big12/SEC Challenge

▶ GAME-BY-GAME LEADERS »

Date	Opponent	Points	Rebounds	Assists	Steals	Blocks
Nov. 10	Samford	Two Players (16)	Thompson (8)	Macon (8)	Macon (2)	Gafford (3)
Nov. 12	Bucknell	Barford (27)	Thompson (11)	Macon (4)	Three Players (2)	Two Players (2)
Nov. 17	Fresno State	Gafford (25)	Gafford (8)	Barford (5)	Gafford (2)	Gafford (3)
Nov. 23	vs. Oklahoma^	Macon (27)	Thomas (9)	Thompson (5)	Two Players (2)	Barford (2)
Nov. 24	vs. North Carolina^	Barford (21)	Gafford (6)	Beard (4)	Barford (2)	Bailey (5)
Nov. 26	vs. UConn^	Barford (24)	Hall (6)	Thompson (5)	Five Players (1)	Bailey (1)
Dec. 2	at Houston	Two Players (13)	Two Players (6)	Beard (3)	Four Players (1)	Thompson (1)
Dec. 5	Colorado State	Two Players (19)	Gafford (6)	Macon (7)	Two Players (2)	Gafford (2)
Dec. 9	Minnesota	Barford (22)	Gafford (7)	Macon (8)	Two Players (2)	Gafford (6)
Dec. 16	vs. Troy+	Macon (25)	Barford (7)	Two Players (5)	Macon (3)	Gafford (3)
Dec. 19	Oral Roberts	Barford (18)	Two Players (4)	Three Players (4)	Barford (5)	Three Players (2)
Dec. 27	CSU Bakersfield	Barford (19)	Gafford (12)	Macon (8)	Three Players (2)	Three Players (1)
Dec. 30	Tennessee*	--	--	--	--	--
Jan. 2	at Mississippi State*	--	--	--	--	--
Jan. 6	at Auburn*	--	--	--	--	--
Jan. 10	LSU*	--	--	--	--	--
Jan. 13	Missouri*	--	--	--	--	--
Jan. 17	at Florida*	--	--	--	--	--
Jan. 20	Ole Miss*	--	--	--	--	--
Jan. 23	at Georgia*	--	--	--	--	--
Jan. 27	Oklahoma State	--	--	--	--	--
Jan. 30	at Texas A&M*	--	--	--	--	--
Feb. 3	at LSU*	--	--	--	--	--
Feb. 6	South Carolina*	--	--	--	--	--
Feb. 10	Vanderbilt*	--	--	--	--	--
Feb. 13	at Ole Miss*	--	--	--	--	--
Feb. 17	Texas A&M*	--	--	--	--	--
Feb. 20	Kentucky*	--	--	--	--	--
Feb. 24	at Alabama*	--	--	--	--	--
Feb. 27	Auburn*	--	--	--	--	--
March 3	at Missouri*	--	--	--	--	--

^ Phil Knight Invitational (Portland, Oregon)

+ at Verizon Arena (North Little Rock, Ark.)

\* SEC Game

% Big12/SEC Challenge

Date	Opponent	Deflections	Charges	Steals	Dunks	Blocks
Nov. 10	Samford	43	2	7	12	6
Nov. 12	Bucknell	34	1	10	4	5
Nov. 17	Fresno State	42	4	5	7	6
Nov. 23	vs. Oklahoma^	37	3	8	2	4
Nov. 24	vs. North Carolina^	48	1	8	0	9
Nov. 26	vs. UConn^	43	2	5	4	1
Dec. 2	at Houston	27	4	4	0	1
Dec. 5	Colorado State	42	2	6	5	3
Dec. 9	Minnesota	50	1	5	3	9
Dec. 16	vs. Troy+	50	1	7	7	8
Dec. 19	Oral Roberts	42	1	14	6	7
Dec. 27	CSU Bakersfield	42	1	10	5	3
Dec. 30	Tennessee*	--	--	--	--	--
Jan. 2	at Mississippi State*	--	--	--	--	--
Jan. 6	at Auburn*	--	--	--	--	--
Jan. 10	LSU*	--	--	--	--	--
Jan. 13	Missouri*	--	--	--	--	--
Jan. 17	at Florida*	--	--	--	--	--
Jan. 20	Ole Miss*	--	--	--	--	--
Jan. 23	at Georgia*	--	--	--	--	--
Jan. 27	Oklahoma State	--	--	--	--	--
Jan. 30	at Texas A&M*	--	--	--	--	--
Feb. 3	at LSU*	--	--	--	--	--
Feb. 6	South Carolina*	--	--	--	--	--
Feb. 10	Vanderbilt*	--	--	--	--	--
Feb. 13	at Ole Miss*	--	--	--	--	--
Feb. 17	Texas A&M*	--	--	--	--	--
Feb. 20	Kentucky*	--	--	--	--	--
Feb. 24	at Alabama*	--	--	--	--	--
Feb. 27	Auburn*	--	--	--	--	--
March 3	at Missouri*	--	--	--	--	--
<b>TOTALS</b>		<b>500</b>	<b>23</b>	<b>89</b>	<b>55</b>	<b>62</b>

^ Phil Knight Invitational (Portland, Oregon)

+ at Verizon Arena (North Little Rock, Ark.)

\* SEC Game

% Big12/SEC Challenge

# MISCELLANEOUS TEAM STATS »

Date	Opponent	W/L	Points In Paint			Pts Off Turnovers			2nd Chance Pts			Fast Break Pts		
			Ark	Opp.	Diff.	Ark	Opp.	Diff.	Ark	Opp.	Diff.	Ark	Opp.	Diff.
Nov. 10	Samford	W	44	20	+24	35	14	+21	7	17	-10	19	9	+10
Nov. 12	Bucknell	W	54	28	+26	29	15	+14	25	8	+17	10	0	+10
Nov. 17	Fresno State	W	40	36	+4	20	11	+9	13	14	-1	12	9	+3
Nov. 23	vs. Oklahoma^	W	30	42	-12	20	13	+7	12	4	+8	6	12	-6
Nov. 24	vs. North Carolina^	L	28	38	-10	15	15	0	6	8	-2	2	8	-6
Nov. 26	vs. UConn^	W	38	28	+10	20	16	+4	9	7	+2	13	3	+10
Dec. 2	at Houston	L	18	29	-11	9	12	-3	8	9	-1	0	9	-9
Dec. 5	Colorado State	W	38	20	+18	27	6	+21	8	18	-10	16	7	+9
Dec. 9	Minnesota	W	46	38	+8	17	12	+5	15	12	+3	11	15	-4
Dec. 16	vs. Troy+	W	50	16	+34	17	7	+10	12	9	+3	19	2	+17
Dec. 19	Oral Roberts	W	46	38	+8	42	9	+33	11	12	-1	26	6	+20
Dec. 27	CSU Bakersfield	W	40	22	+18	24	9	+15	23	16	+7	9	8	+1
Dec. 30	Tennessee*	--	--	--	--	--	--	--	--	--	--	--	--	--
Jan. 2	at Mississippi State*	--	--	--	--	--	--	--	--	--	--	--	--	--
Jan. 6	at Auburn*	--	--	--	--	--	--	--	--	--	--	--	--	--
Jan. 10	LSU*	--	--	--	--	--	--	--	--	--	--	--	--	--
Jan. 13	Missouri*	--	--	--	--	--	--	--	--	--	--	--	--	--
Jan. 17	at Florida*	--	--	--	--	--	--	--	--	--	--	--	--	--
Jan. 20	Ole Miss*	--	--	--	--	--	--	--	--	--	--	--	--	--
Jan. 23	at Georgia*	--	--	--	--	--	--	--	--	--	--	--	--	--
Jan. 27	Oklahoma State	--	--	--	--	--	--	--	--	--	--	--	--	--
Jan. 30	at Texas A&M*	--	--	--	--	--	--	--	--	--	--	--	--	--
Feb. 3	at LSU*	--	--	--	--	--	--	--	--	--	--	--	--	--
Feb. 6	South Carolina*	--	--	--	--	--	--	--	--	--	--	--	--	--
Feb. 10	Vanderbilt*	--	--	--	--	--	--	--	--	--	--	--	--	--
Feb. 13	at Ole Miss*	--	--	--	--	--	--	--	--	--	--	--	--	--
Feb. 17	Texas A&M*	--	--	--	--	--	--	--	--	--	--	--	--	--
Feb. 20	Kentucky*	--	--	--	--	--	--	--	--	--	--	--	--	--
Feb. 24	at Alabama*	--	--	--	--	--	--	--	--	--	--	--	--	--
Feb. 27	Auburn*	--	--	--	--	--	--	--	--	--	--	--	--	--
March 3	at Missouri*	--	--	--	--	--	--	--	--	--	--	--	--	--
<b>TOTALS</b>		<b>10-2</b>	<b>472</b>	<b>355</b>	<b>+117</b>	<b>275</b>	<b>148</b>	<b>+127</b>	<b>149</b>	<b>134</b>	<b>+15</b>	<b>143</b>	<b>88</b>	<b>+55</b>

^ Phil Knight Invitational (Portland, Oregon)

+ at Verizon Arena (North Little Rock, Ark.)

\* SEC Game

% Big12/SEC Challenge

# JAYLEN BARFORD



#0 | Senior | Guard | 6-3 | 202 | Jackson, Tenn. | Motlow State CC

## BARFORD'S NEWS & NOTES »

- Named to preseason coaches All-SEC second team.
- Is the 8th-most efficient high-major player in the country, averaging 1.13 points per possession, according to @SynergySST
- Only SEC player to rank in the top 5 in scoring (18.6), field goal pct (.519) and 3-point field goal pct (.464).
- Leads the country with 9 games of at least 15 points, 2 rebounds, 2 assists and less than 3 turnovers.
- Has nine career 20-point games, seven coming away from Bud Walton Arena.
- Four of eight 20-point efforts are this season, including two performances in Portland vs. UNC and UConn.
- Hit at least 2 three-pointers in the 10 of 12 games, after having just seven similar efforts last year.
- Named to PK80 Victory Bracket All-Tournament team, after leading the team with 21.3 points per game.
- Was the first Razorback in eight years to average 20 points per game through the first six games.
- Scored a career and game-high 27 points against Bucknell.
- Finished third on the team in scoring last season, averaging 12.8 points per game.
- Finished second on the team with 72 assists and had 21 games with multiple dimes last season.

## GAME-BY-GAME STATS »

#00 Jaylen Barford

Opponent	Date	gs	min	Total		3-Pointers		Free throws		Rebounds				pf	a	t/o	blk	stl	pts	avg	
				fg-fga	pct	3fg-fga	pct	ft-fa	pct	off	def	tot	avg								
SAMFORD	11/10/17	*	29	5-11	.455	2-5	.400	4-5	.800	0	4	4	4.0	3	6	2	1	1	16	16.0	
BUCKNELL	11/12/17	*	28	10-15	.667	2-3	.667	5-9	.556	2	3	5	4.5	1	2	1	0	2	27	21.5	
FRESNO STATE	11/17/17	*	35	5-13	.385	2-4	.500	6-8	.750	3	4	7	5.3	3	5	2	0	0	18	20.3	
vs Oklahoma	11/23/17	*	34	7-19	.368	3-7	.429	2-4	.500	0	2	2	4.5	2	2	2	2	0	19	20.0	
vs North Carolina	11/24/17	*	27	9-17	.529	2-6	.333	1-1	1.000	0	3	3	4.2	4	2	3	1	2	21	20.2	
vs UCONN	11/26/17	*	27	9-12	.750	4-5	.800	2-2	1.000	0	4	4	4.2	0	3	2	0	0	24	20.8	
at Houston	12/02/17	*	36	3-11	.273	0-3	.000	7-9	.778	2	1	3	4.0	2	2	2	3	0	13	19.7	
COLORADO STATE	12/05/17	*	25	7-13	.538	3-6	.500	2-4	.500	1	4	5	4.1	2	3	1	0	0	19	19.6	
MINNESOTA	12/09/17	*	36	9-15	.600	2-5	.400	2-3	.667	0	4	4	4.1	1	4	0	1	0	22	19.9	
vs Troy	12/16/17	*	30	2-11	.182	1-5	.200	2-4	.500	1	6	7	4.4	1	5	0	0	1	7	18.6	
ORAL ROBERTS	12/19/17	*	24	8-9	.889	2-2	1.000	0-1	.000	1	2	3	4.3	0	4	1	0	5	18	18.5	
CSU BAKERSFIELD	12/27/17	*	23	8-12	.667	3-5	.600	0-0	.000	1	1	2	4.1	3	3	1	0	1	19	18.6	
Totals			12	354	82-158	.519	26-56	.464	33-50	.660	11	38	49	4.1	22	41	18	5	12	223	18.6

Games played: 12  
Minutes/game: 29.5  
Points/game: 18.6  
FG Pct: 51.9  
3FG Pct: 46.4  
FT Pct: 66.0

Rebounds/game: 4.1  
Assists/game: 3.4  
Turnovers/game: 1.5  
Assist/turnover ratio: 2.3  
Steals/game: 1.0  
Blocks/game: 0.4

## PERSONAL BESTS »

### POINTS

Season: 27 vs. Bucknell (11/12/17)

Career: 27 vs. Bucknell (11/12/17)

### FIELD GOALS

Season: 10 vs. Bucknell (11/12/17)

Career: 10 vs. Bucknell (11/12/17)

### FIELD GOALS ATTEMPTED

Season: 19 vs. Oklahoma (11/23/17)

Career: 19 vs. Oklahoma (11/23/17)

### 3-POINT FIELD GOALS

Season: 4 vs. UConn (11/26/17)

Career: 4 vs. UConn (11/26/17)

### 3-POINT FG ATTEMPTS

Season: 7 vs. Oklahoma (11/23/17)

Career: 7 vs. Oklahoma (11/23/17)

### FREE THROWS MADE

Season: 7 at Houston (12/02/17)

Career: 7 (2x), last at Houston (12/02/17)

### FREE THROWS ATTEMPTS

Season: 9 (2x), last at Houston (12/02/17)

Career: 9 (3x), last at Houston (12/02/17)

### REBOUNDS

Season: 7 (2x), last vs. Troy (12/16/17)

Career: 7 (3x), last vs. Troy (12/16/17)

### ASSISTS

Season: 6 vs. Samford (11/10/17)

Career: 6 (2x), last vs. Samford (11/10/17)

### STEALS

Season: 5 vs. Oral Roberts (12/19/17)

Career: 5 vs. Oral Roberts (12/19/17)

### BLOCKS

Season: 2 vs. Oklahoma (11/23/17)

Career: 2 (2x), last vs. Oklahoma (11/23/17)

### MINUTES

Season: 36 (2x), last vs. Minnesota (12/09/17)

Career: 36 (2x), last vs. Minnesota (12/09/17)

## CAREER STATISTICS AT ARKANSAS »

			Total		3-Point		F-Throws		Rebounds											Scoring	
Season	gp-gs	min/avg	fg-fga	pct	fg-fga	pct	ft-fa	pct	off	def	tot	avg	pf	fo	ast	to	blk	stl	pts	avg	
2016-17	36-30	914/25.4	174-397	.438	29-109	.266	82-109	.752	39	97	136	3.8	81	0	72	71	6	44	459	12.8	
2017-18	12-12	354/29.5	82-158	.519	26-56	.464	33-50	.660	11	38	49	4.1	22	0	41	18	5	12	223	18.6	
TOTAL	48-42	1268/26.4	256-555	.461	55-165	.333	115-159	.723	50	135	185	3.9	103	0	113	89	11	56	682	14.2	

# TREY THOMPSON



#1 | Senior | Forward | 6-9 | 265 | Madison, Ark. | Forrest City HS

## THOMPSON'S NEWS & NOTES »

- Is second on the team with 91 games played as a Razorback.
- Tied his career high with 11 boards against Bucknell.
- One of four Razorbacks with 20-plus assists (25) and the only forward.
- Second on the team with 51 total rebounds through 12 games.
- Is the tallest player in Arkansas history with more career assists (118) than made field goals (89), according to @HogStats.
- Led the team with 12 assists in three games at PK80, with his first two 5-assist games this season.
- Averaged 2.4 points, 3.3 rebounds and 1.6 assists per contest last season.
- Finished second on the team with 29 blocks last year, including multiple swats in 12 games.
- Had the second-best assist-to-turnover ratio on the team at 2.5 with 56 assists and only 22 turnovers.
- Shot 61.8 percent (34-55) from the field, the best field goal percentage on the team.
- Scored a season-high eight points in victories over Missouri (Jan. 14) and Ole Miss (Feb. 18) last season.

## GAME-BY-GAME STATS »

#01 Trey Thompson

Opponent	Date	gs	min	Total		3-Pointers		Free throws		Rebounds										
				fg-fga	pct	3fg-fga	pct	ft-fa	pct	off	def	tot	avg	pf	a	t/o	blk	stl	pts	avg
SAMFORD	11/10/17	*	25	4-4	1.000	0-0	.000	0-0	.000	1	7	8	8.0	2	3	0	0	1	8	8.0
BUCKNELL	11/12/17	*	25	1-2	.500	0-0	.000	0-1	.000	4	7	11	9.5	3	2	2	1	0	2	5.0
FRESNO STATE	11/17/17	*	10	1-2	.500	0-0	.000	1-3	.333	1	0	1	6.7	4	0	4	0	0	3	4.3
vs Oklahoma	11/23/17	*	15	1-2	.500	0-0	.000	0-0	.000	2	2	4	6.0	2	5	1	0	1	2	3.8
vs North Carolina	11/24/17	*	26	2-3	.667	0-0	.000	0-2	.000	1	1	2	5.2	2	0	0	1	1	4	3.8
vs UCONN	11/26/17	*	19	0-1	.000	0-0	.000	1-2	.500	0	3	3	4.8	1	5	0	0	0	1	3.3
at Houston	12/02/17	*	22	0-3	.000	0-0	.000	0-0	.000	0	2	2	4.4	4	0	3	1	1	0	2.9
COLORADO STATE	12/05/17	*	15	1-2	.500	0-0	.000	0-0	.000	1	1	2	4.1	2	3	0	1	0	2	2.8
MINNESOTA	12/09/17		19	1-3	.333	0-0	.000	0-0	.000	2	4	6	4.3	4	2	2	2	2	2	2.7
vs Troy	12/16/17		14	3-3	1.000	0-0	.000	2-2	1.000	1	2	3	4.2	2	1	2	2	1	8	3.2
ORAL ROBERTS	12/19/17		13	1-3	.333	0-0	.000	0-0	.000	1	2	3	4.1	1	1	1	1	0	1	2.3
CSU BAKERSFIELD	12/27/17		15	2-5	.400	0-0	.000	1-2	.500	3	3	6	4.3	1	1	1	0	1	5	3.3
Totals			8	218	17-33	.515	0-0	.000	5-12	.417	17	34	51	4.3	28	25	16	8	39	3.3

Games played: 12  
Minutes/game: 18.2  
Points/game: 3.3  
FG Pct: 51.5  
FT Pct: 41.7

Rebounds/game: 4.3  
Assists/game: 2.1  
Turnovers/game: 1.3  
Assist/turnover ratio: 1.6  
Steals/game: 0.8  
Blocks/game: 0.7

## PERSONAL BESTS »

### POINTS

Season: 8 (2x), last vs. Troy (12/16/17)  
Career: 13 vs. LSU (02/23/16)

### FIELD GOALS

Season: 4 vs. Samford (11/10/17)  
Career: 6 vs. LSU (02/23/16)

### FIELD GOALS ATTEMPTED

Season: 5 vs. CSU Bakersfield (12/27/17)  
Career: 7 vs. Tennessee Tech (12/12/15)

### 3-POINT FIELD GOALS

Season: --  
Career: --

### 3-POINT FG ATTEMPTS

Season: --  
Career: 1 at Tennessee (01/03/17)

### FREE THROWS MADE

Season: 2 vs. Troy (12/16/17)  
Career: 4 (2x), last at No. 6 Kentucky (01/07/17)

### FREE THROWS ATTEMPTS

Season: 3 vs. Fresno State (11/17/17)  
Career: 5 at Texas A&M (01/02/16)

### REBOUNDS

Season: 11 vs. Bucknell (11/12/17)  
Career: 11 (2x), last vs. Bucknell (11/12/17)

### ASSISTS

Season: 5 (2x), last vs. UConn (11/26/17)  
Career: 6 vs. Texas A&M (02/22/17)

### STEALS

Season: 2 vs. Minnesota (12/09/17)  
Career: 3 vs. Ole Miss (02/18/17)

### BLOCKS

Season: 2 (2x), last vs. Troy (12/16/17)  
Career: 4 vs. Texas Tech (01/30/16)

### MINUTES

Season: 26 vs. North Carolina (11/24/17)  
Career: 29 (2x), last vs. Auburn (02/25/17)

## CAREER STATISTICS AT ARKANSAS »

			Total		3-Point		F-Throws		Rebounds											Scoring	
Season	gp-gs	min/avg	fg-fga	pct	fg-fga	pct	ft-fla	pct	off	def	tot	avg	pf	fo	ast	to	blk	stl	pts	avg	
2014-15	14-0	33/2.4	1-5	.200	0-0	.000	3-3	1.000	3	3	6	0.4	3	0	1	4	1	1	5	0.4	
2015-16	29-1	503/17.3	37-61	.607	0-0	.000	16-31	.516	28	96	124	4.3	88	6	36	33	27	13	90	3.1	
2016-17	36-0	503/14.0	34-55	.618	0-1	.000	19-29	.655	30	87	117	3.3	79	0	56	22	29	22	87	2.4	
2017-18	12-8	218/18.2	17-33	.515	0-0	.000	5-12	.417	17	34	51	4.3	28	0	25	16	8	9	39	3.3	
TOTAL	91-9	1257/13.8	89-154	.578	0-1	.000	43-75	.573	78	220	298	3.3	198	6	118	75	65	45	221	2.4	

# ADRIO BAILEY



#2 | Sophomore | Forward | 6-6 | 204 | Campti, La. | Lakeview HS

## BAILEY'S NEWS & NOTES »

- Slammed home a career-high four dunks against Troy to go 5-of-8 from the field for 10 points.
- Tied his career high in blocks each of the first three games, then broke it against UNC, swatting five shots.
- His five blocks in 18 minutes was the first performance by Razorback with 5+ blocks in fewer than 20 minutes of playing time since Moses Kingsley against Mississippi State on Feb. 21, 2015 (via @HogStats).
- Started each of the first seven games, after making just two starts out of 27 games played as a freshman.
- Has seven four-rebound efforts this season in 12 games, after starting the season with six straight.
- Represented Arkansas at the 2017 SEC Men's Basketball Leadership Council.
- Played a season-high 19 minutes in the second round game of the NCAA Tournament against No. 1 North Carolina (March 19), recording a season-high three steals and adding four points.

## GAME-BY-GAME STATS »

#02 Adrio Bailey

Opponent	Date	gs	min	Total		3-Pointers		Free throws		Rebounds				pf	a	t/o	blk	stl	pts	avg
				fg-fga	pct	3fg-fga	pct	ft-fa	pct	off	def	tot	avg							
SAMFORD	11/10/17	*	25	7-8	.875	0-0	.000	1-1	1.000	2	4	6	6.0	0	1	3	2	1	15	15.0
BUCKNELL	11/12/17	*	23	3-5	.600	0-0	.000	1-2	.500	2	2	4	5.0	4	2	2	2	2	7	11.0
FRESNO STATE	11/17/17	*	28	1-2	.500	0-0	.000	3-4	.750	2	3	5	5.0	3	3	0	2	0	5	9.0
vs Oklahoma	11/23/17	*	17	3-6	.500	0-0	.000	3-4	.750	3	4	7	5.5	1	1	0	1	0	9	9.0
vs North Carolina	11/24/17	*	18	2-5	.400	0-0	.000	0-0	.000	1	3	4	5.2	1	0	0	5	0	4	8.0
vs UCONN	11/26/17	*	24	4-7	.571	0-0	.000	0-1	.000	2	2	4	5.0	2	0	0	1	1	8	8.0
at Houston	12/02/17	*	11	1-2	.500	0-0	.000	2-3	.667	0	1	1	4.4	3	0	1	0	0	4	7.4
COLORADO STATE	12/05/17	9	0-0	.000	0-0	.000	0-0	.000	0-0	.000	0	0	3.9	1	1	0	0	0	0	6.5
MINNESOTA	12/09/17	15	3-7	.429	0-0	.000	0-0	.000	0-0	.000	1	1	2	3.7	3	0	0	0	0	6.4
vs Troy	12/16/17	16	5-8	.625	0-0	.000	0-0	.000	3	3	6	3.9	3	2	1	1	0	10	6.8	
ORAL ROBERTS	12/19/17	12	3-3	1.000	0-0	.000	0-1	.000	0	1	1	3.6	0	2	1	2	2	6	6.7	
CSU BAKERSFIELD	12/27/17	11	2-2	1.000	0-0	.000	0-0	.000	1	2	3	3.6	4	0	1	0	0	4	6.5	
Totals		7	209	34-55	.618	0-0	.000	10-16	.625	17	26	43	3.6	25	12	9	16	6	78	6.5

Games played: 12  
Minutes/game: 17.4  
Points/game: 6.5  
FG Pct: 61.8  
FT Pct: 62.5

Rebounds/game: 3.6  
Assists/game: 1.0  
Turnovers/game: 0.8  
Assist/turnover ratio: 1.3  
Steals/game: 0.5  
Blocks/game: 1.3

## PERSONAL BESTS »

### POINTS

Season: 15 vs. Samford (11/10/17)

Career: 15 vs. Samford (11/10/17)

### FIELD GOALS

Season: 7 vs. Samford (11/10/17)

Career: 7 (2x), last vs. Samford (11/10/17)

### FIELD GOALS ATTEMPTED

Season: 8 (2x), last vs. Troy (12/16/17)

Career: 8 (3x), last vs. Troy (12/16/17)

### 3-POINT FIELD GOALS

Season: --

Career: --

### 3-POINT FG ATTEMPTS

Season: --

Career: --

### FREE THROWS MADE

Season: 3 (2x), last vs. Oklahoma (11/23/17)

Career: 3 (2x), last vs. Oklahoma (11/23/17)

### FREE THROWS ATTEMPTS

Season: 4 vs. Oklahoma (11/23/17)

Career: 4 (3x), last vs. Oklahoma (11/23/17)

### REBOUNDS

Season: 7 vs. Oklahoma (11/23/17)

Career: 7 (2x), last vs. Oklahoma (11/23/17)

### ASSISTS

Season: 3 vs. Fresno State (11/17/17)

Career: 3 vs. Fresno State (11/17/17)

### STEALS

Season: 2 (2x), last vs. Oral Roberts (12/19/17)

Career: 3 vs. No. 1 North Carolina (03/19/17)

### BLOCKS

Season: 5 vs. North Carolina (11/24/17)

Career: 5 vs. North Carolina (11/24/17)

### MINUTES

Season: 28 vs. Fresno State (11/17/17)

Career: 28 vs. Fresno State (11/17/17)

## CAREER STATISTICS AT ARKANSAS »

			Total		3-Point		F-Throws		Rebounds											Scoring	
Season	gp-gs	min/avg	fg-fga	pct	fg-fga	pct	ft-fa	pct	off	def	tot	avg	pf	fo	ast	to	blk	stl	pts	avg	
2016-17	27-2	200/7.4	22-39	.564	0-0	.000	6-19	.316	13	22	35	1.3	29	0	7	11	7	14	50	1.9	
2017-18	12-7	209/17.4	34-55	.618	0-0	.000	10-16	.625	17	26	43	3.6	25	0	12	9	16	6	78	6.5	
TOTAL	39-9	409/10.5	56-94	.596	0-0	.000	16-35	.457	30	48	78	2.0	54	0	19	20	23	20	128	3.3	

# DARYL MACON



#4 | Senior | Guard | 6-3 | 185 | Little Rock, Ark. | Holmes CC

## MACON'S NEWS & NOTES »

- Named to preseason coaches All-SEC second team.
- Named SEC Player of the Week (Dec. 18) after posting 25 points, 5 assists and 3 steals in North Little Rock against Troy.
- Over the last 4-plus games, has recorded 17 consecutive assists without committing a turnover.
- Against CSU Bakersfield, became first player in 20 years to record 15+ pts, 8+ assists and zero turnovers.
- Second on the team in scoring, averaging 15.3 points per game.
- Has five five-plus assist games this season, including in four of the last five contests.
- Has assisted on 31 baskets over the last five games and has just three turnovers.
- Despite being held scoreless in the first half against Minnesota, Macon assisted on seven baskets.
- Scored all 12 points against Minnesota in the 2nd half, giving him his seventh double-figure scoring game this year.
- Led the team with 13 three-plus assist games a year ago, has seven this season.
- Is one of four Razorbacks in the SEC era to score 30 points in a game off the bench.
- Named to the 2017 SEC All-Tournament Team after averaging 16.7 points per game.
- Earned SEC Player of the Week (Feb. 20), after scoring a season-high 30 points on 10-of-13 shooting off the bench, including 6-of-9 from behind the arc, in Arkansas' win over Ole Miss (Feb. 18).

## GAME-BY-GAME STATS »

#04 Daryl Macon

Opponent	Date	gs	min	Total		3-Pointers		Free throws		Rebounds				pf	a	t/o	blk	stl	pts	avg
				fg-fga	pct	3fg-fga	pct	ft-fga	pct	off	def	tot	avg							
SAMFORD	11/10/17	*	30	5-9	.556	4-7	.571	2-2	1.000	0	3	3	3.0	2	8	1	0	2	16	16.0
BUCKNELL	11/12/17	*	29	8-15	.533	3-6	.500	2-2	1.000	1	1	2	2.5	2	4	3	0	1	21	18.5
FRESNO STATE	11/17/17	*	34	3-10	.300	1-3	.333	4-4	1.000	1	1	2	2.3	1	1	3	1	1	11	16.0
vs Oklahoma	11/23/17	*	34	7-13	.538	6-8	.750	7-7	1.000	0	5	5	3.0	2	1	3	0	2	27	18.8
vs North Carolina	11/24/17	*	23	2-11	.182	1-5	.200	2-2	1.000	0	1	1	2.6	0	2	1	0	1	7	16.4
vs UCONN	11/26/17	*	26	5-9	.556	2-4	.500	4-6	.667	0	3	3	2.7	1	2	1	0	1	16	16.3
at Houston	12/02/17	*	29	3-10	.300	1-4	.250	3-5	.600	0	0	0	2.3	2	1	2	0	0	10	15.4
COLORADO STATE	12/05/17	*	26	4-8	.500	0-4	.000	1-1	1.000	0	0	0	2.0	2	7	1	0	2	9	14.6
MINNESOTA	12/09/17	*	30	4-12	.333	2-8	.250	2-3	.667	0	2	2	2.0	2	8	2	0	2	12	14.3
vs Troy	12/16/17	*	30	8-14	.571	5-9	.556	4-4	1.000	0	3	3	2.1	2	5	0	0	3	25	15.4
ORAL ROBERTS	12/19/17	*	27	4-10	.400	4-9	.444	2-2	1.000	0	3	3	2.2	1	3	0	1	1	14	15.3
CSU BAKERSFIELD	12/27/17	*	31	4-6	.667	2-4	.500	6-8	.750	0	3	3	2.3	2	8	0	0	2	16	15.3
Totals			12	349	57-127	.449	31-71	.437	39-46	.848	2	25	27	2.3	19	50	17	2	184	15.3

Games played: 12  
Minutes/game: 29.1  
Points/game: 15.3  
FG Pct: 44.9  
3FG Pct: 43.7  
FT Pct: 84.8

Rebounds/game: 2.3  
Assists/game: 4.2  
Turnovers/game: 1.4  
Assist/turnover ratio: 2.9  
Steals/game: 1.5  
Blocks/game: 0.2

## PERSONAL BESTS »

### POINTS

Season: 27 vs. Oklahoma (11/23/17)  
Career: 30 vs. Ole Miss (02/18/17)

### FIELD GOALS

Season: 8 (2x), last vs. Troy (12/16/17)  
Career: 10 vs. Ole Miss (02/18/17)

### FIELD GOALS ATTEMPTED

Season: 15 vs. Bucknell (11/12/17)  
Career: 15 vs. Bucknell (11/12/17)

### 3-POINT FIELD GOALS

Season: 6 vs. Oklahoma (11/23/17)  
Career: 6 (2x), last vs. Oklahoma (11/23/17)

### 3-POINT FG ATTEMPTS

Season: 9 (2x), last vs. Oral Roberts (12/19/17)  
Career: 9 (2x), last vs. Oral Roberts (12/19/17)

### FREE THROWS MADE

Season: 7 vs. Oklahoma (11/23/17)  
Career: 14 vs. Texas (12/17/16)

### FREE THROWS ATTEMPTS

Season: 8 vs. CSU Bakersfield (12/27/17)  
Career: 14 vs. Texas (12/17/16)

### REBOUNDS

Season: 5 vs. Oklahoma (11/23/17)  
Career: 7 (2x) last vs. LSU (01/21/17)

### ASSISTS

Season: 8 (3x), last vs. CSU Bakersfield (12/27/17)  
Career: 8 (3x), last vs. CSU Bakersfield (12/27/17)

### STEALS

Season: 3 vs. Troy (12/16/17)  
Career: 4 vs. Fort Wayne (11/11/16)

### BLOCKS

Season: 1 (2x), last vs. Oral Roberts (12/19/17)  
Career: 1 (4x), last vs. Oral Roberts (12/19/17)

### MINUTES

Season: 34 (2x), last vs. Oklahoma (11/23/17)  
Career: 34 (2x), last vs. Oklahoma (11/23/17)

## CAREER STATISTICS AT ARKANSAS »

			Total		3-Point		F-Throws		Rebounds											Scoring	
Season	gp-gs	min/avg	fg-fga	pct	fg-fga	pct	ft-fga	pct	off	def	tot	avg	pf	fo	ast	to	blk	stl	pts	avg	
2016-17	36-21	908/25.2	141-311	.453	65-168	.387	136-157	.866	19	76	95	2.6	65	1	80	65	2	41	483	13.4	
2017-18	12-12	349/29.1	57-127	.449	31-71	.437	39-46	.848	2	25	27	2.3	19	0	50	17	2	18	184	15.3	
TOTAL	48-33	1257/26.2	198-438	.452	96-239	.402	175-203	.862	21	101	122	2.5	84	1	130	82	4	59	667	13.9	

# ARLANDO COOK

#5 | Senior | Forward | 6-8 | 206 | St. Louis, Mo. | Connors State College



## COOK'S NEWS & NOTES »

- Had four points, two rebounds and a steal in 14 minutes in Arkansas' win over No. 14 Minnesota.
- In his first game back this season against Colorado State, tallied four rebounds and tied his career high with two assists in 15 minutes of action.
- Had eight points in the first half at Auburn last season, going 3-for-3 from the floor and 2-for-2 from the charity stripe.
- Had a season-high seven rebounds at Texas A&M in Arkansas' comeback win over the Aggies last year.
- Had a rebound in 30 games and scored in 24 of 36 games last season.
- Had a career-high three blocks and six rebounds against Sam Houston State in 15 minutes of action a year ago.
- Went 4-for-4 from the charity stripe in the final two minutes against Texas.

## GAME-BY-GAME STATS »

#05 Arlando Cook

Opponent	Date	gs	min	Total fg-fga	pct	3-Pointers 3fg-fga	pct	Free throws ft-fa	pct	Rebounds off def tot	avg	pf	a	t/o	blk	stl	pts	avg
SAMFORD	11/10/17	dnp	-	-	-	-	-	-	-	-	-	-	-	-	-	-	-	-
BUCKNELL	11/12/17	dnp	-	-	-	-	-	-	-	-	-	-	-	-	-	-	-	-
FRESNO STATE	11/17/17	dnp	-	-	-	-	-	-	-	-	-	-	-	-	-	-	-	-
vs Oklahoma	11/23/17	dnp	-	-	-	-	-	-	-	-	-	-	-	-	-	-	-	-
vs North Carolina	11/24/17	dnp	-	-	-	-	-	-	-	-	-	-	-	-	-	-	-	-
vs UCONN	11/26/17	dnp	-	-	-	-	-	-	-	-	-	-	-	-	-	-	-	-
at Houston	12/02/17	dnp	-	-	-	-	-	-	-	-	-	-	-	-	-	-	-	-
COLORADO STATE	12/05/17	15	0-3	.000	0-0	.000	0-0	.000	1	3	4	4.0	1	2	0	0	1	0
MINNESOTA	12/09/17	14	1-1	1.000	0-0	.000	2-2	1.000	1	1	2	3.0	2	0	0	0	1	4
vs Troy	12/16/17	9	0-1	.000	0-0	.000	0-0	.000	0	3	3	3.0	0	1	0	0	0	1.3
ORAL ROBERTS	12/19/17	13	3-5	.600	0-0	.000	0-0	.000	0	1	1	2.5	0	1	1	0	1	6
CSU BAKERSFIELD	12/27/17	10	1-2	.500	0-0	.000	0-0	.000	1	1	2	2.4	0	0	0	0	2	2.4
Totals		0	61	5-12	.417	0-0	.000	2-2	1.000	3	9	12	2.4	3	4	1	3	12

Games played: 5  
Minutes/game: 12.2  
Points/game: 2.4  
FG Pct: 41.7  
FT Pct: 100.0

Rebounds/game: 2.4  
Assists/game: 0.8  
Turnovers/game: 0.2  
Assist/turnover ratio: 4.0  
Steals/game: 0.6

## PERSONAL BESTS »

### POINTS

Season: 6 vs. Oral Roberts (12/19/17)  
Career: 9 vs. Southern Illinois (11/14/16)

### FIELD GOALS

Season: 3 vs. Oral Roberts (12/19/17)  
Career: 4 vs. Southern Illinois (11/14/16)

### FIELD GOALS ATTEMPTED

Season: 5 vs. Oral Roberts (12/19/17)  
Career: 8 vs. Southern Illinois (11/14/16)

### 3-POINT FIELD GOALS

Season: --  
Career: --

### 3-POINT FG ATTEMPTS

Season: --  
Career: --

### FREE THROWS MADE

Season: 2 vs. Minnesota (12/09/17)  
Career: 4 (3x), last vs. LSU (01/21/17)

### FREE THROWS ATTEMPTS

Season: 2 vs. Minnesota (12/09/17)  
Career: 7 vs. LSU (01/21/17)

### REBOUNDS

Season: 4 vs. Colorado State (12/05/17)  
Career: 7 at Texas A&M (01/17/17)

### ASSISTS

Season: 2 vs. Colorado State (12/05/17)  
Career: 2 (4x), last vs. Colorado State (12/05/17)

### STEALS

Season: 1 (3x), last vs. Oral Roberts (12/19/17)  
Career: 2 (2x), last at Texas A&M (01/17/17)

### BLOCKS

Season: --  
Career: 3 vs. Sam Houston State (12/22/16)

### MINUTES

Season: 15 vs. Colorado State (12/05/17)  
Career: 21 (2x), last at Texas A&M (01/17/17)

## CAREER STATISTICS AT ARKANSAS »

Season	gp-gs	min/avg	Total fg-fga	pct	3-Point fg-fga	pct	F-Throws ft-fa	pct	Rebounds off def tot	avg	pf	fo	ast	to	blk	stl	Scoring pts	avg
2016-17	36-7	406/11.3	39-89	.438	0-0	.000	24-37	.649	29	54	83	2.3	63	1	12	23	102	2.8
2017-18	5-0	61/12.2	5-12	.417	0-0	.000	2-2	1.000	3	9	12	2.4	3	0	4	1	12	2.4
TOTAL	41-7	467/11.4	44-101	.436	0-0	.000	26-39	.667	32	63	95	2.3	66	1	16	24	114	2.8

# DANIEL GAFFORD



#10 | Freshman | Forward | 6-11 | 234 | El Dorado, Ark. | El Dorado HS

## GAFFORD'S NEWS & NOTES »

- Named SEC Freshman of the Week (Dec. 11), following a 13-of-17 combined effort over CSU and Minnesota.
- Ranks second in the SEC in field goal percentage at 65.8 percent.
- Seventh Razorback player in the last 30 years to go 8-of-8 or better from the floor, after going 8-of-8 with 3 dunks against No. 14 Minnesota, scoring 16 points, 7 rebs and a career-high 6 blocks.
- Third on the team in scoring at 12.2 points per game, after a 25-point effort against Fresno State.
- Against Fresno State (Nov. 17), Daniel Gafford became the first Razorback in 22 years to record 25+ points, 8+ rebounds and 3+ blocks coming off the bench (via @HogStats).
- Two-time All-State, All-Conference and All-County selection at El Dorado High School.
- Was named second team All-Arkansas Democrat-Gazette in 2016, as a junior.
- Led the Wildcats to a 28-5 record and a trip to the 6A State Title game as a senior.
- Ranked the top player in Arkansas and the No. 11 power forward in the 2017 class by 247Sports.com.
- Rated as a four-star player by ESPN, 247Sports.com, Rivals.com, Scout.com, and Future150.com.
- Consensus top-50 player, rated as high as No. 33 in the 2017 class by Rivals.com.
- Averaged 17.4 points, 16 rebounds, 7.7 blocks, 2.5 steals and 1.4 assists per game as a senior.
- Tallied 11 triple-doubles and 18 double-doubles in his final year at El Dorado.
- Scored in double figures in 31 of 33 games, including nine 20-point games and 2 games of 30 points or more.

## GAME-BY-GAME STATS »

#10 Daniel Gafford

Opponent	Date	qs	min	Total		3-Pointers		Free throws		Rebounds				pf	a	t/o	blk	stl	pts	avg	
				fg-fga	pct	3fg-fga	pct	ft-fa	pct	off	def	tot	avg								
SAMFORD	11/10/17		17	4-6	.667	0-0	.000	2-5	.400	2	2	4	4.0	5	2	0	3	0	10	10.0	
BUCKNELL	11/12/17		16	5-7	.714	0-0	.000	5-5	1.000	2	1	3	3.5	5	0	0	0	0	15	12.5	
FRESNO STATE	11/17/17		30	9-11	.818	0-0	.000	7-10	.700	0	8	8	5.0	3	1	1	3	2	25	16.7	
vs Oklahoma	11/23/17		25	4-6	.667	0-0	.000	5-6	.833	0	8	8	5.8	4	2	3	1	2	13	15.8	
vs North Carolina	11/24/17		15	2-4	.500	0-0	.000	1-2	.500	2	4	6	5.8	4	0	0	2	1	5	13.6	
vs UCONN	11/26/17		14	3-4	.750	0-0	.000	3-6	.500	1	4	5	5.7	5	0	3	0	0	9	12.8	
at Houston	12/02/17		18	1-4	.250	0-0	.000	3-4	.750	3	3	6	5.7	2	1	1	0	1	5	11.7	
COLORADO STATE	12/05/17		16	5-9	.556	0-0	.000	4-7	.571	2	4	6	5.8	2	0	0	2	1	14	12.0	
MINNESOTA	12/09/17	*	21	8-8	1.000	0-0	.000	0-3	.000	2	5	7	5.9	4	1	1	6	0	16	12.4	
vs Troy	12/16/17	*	24	4-6	.667	0-0	.000	2-6	.333	1	5	6	5.9	4	1	0	3	0	10	12.2	
ORAL ROBERTS	12/19/17	*	22	5-7	.714	0-0	.000	2-3	.667	2	2	4	5.7	1	4	1	2	0	12	12.2	
CSU BAKERSFIELD	12/27/17	*	22	2-7	.286	0-0	.000	2-4	.500	2	10	12	6.3	4	0	1	1	2	6	11.7	
Totals			4	240	52-79	.658	0-0	.000	36-61	.590	19	56	75	6.3	43	12	11	23	9	140	11.7

Games played: 12  
Minutes/game: 20.0  
Points/game: 11.7  
FG Pct: 65.8  
FT Pct: 59.0

Rebounds/game: 6.3  
Assists/game: 1.0  
Turnovers/game: 0.9  
Assist/turnover ratio: 1.1  
Steals/game: 0.8  
Blocks/game: 1.9

## PERSONAL BESTS »

### POINTS

Season: 25 vs. Fresno State (11/17/17)

Career: 25 vs. Fresno State (11/17/17)

### FIELD GOALS

Season: 9 vs. Fresno State (11/17/17)

Career: 9 vs. Fresno State (11/17/17)

### FIELD GOALS ATTEMPTED

Season: 11 vs. Fresno State (11/17/17)

Career: 11 vs. Fresno State (11/17/17)

### 3-POINT FIELD GOALS

Season: --

Career: --

### 3-POINT FG ATTEMPTS

Season: --

Career: --

### FREE THROWS MADE

Season: 7 vs. Fresno State (11/17/17)

Career: 7 vs. Fresno State (11/17/17)

### FREE THROWS ATTEMPTS

Season: 10 vs. Fresno State (11/17/17)

Career: 10 vs. Fresno State (11/17/17)

### REBOUNDS

Season: 12 vs. CSU Bakersfield (12/27/17)

Career: 12 vs. CSU Bakersfield (12/27/17)

### ASSISTS

Season: 4 vs. Oral Roberts (12/19/17)

Career: 4 vs. Oral Roberts (12/19/17)

### STEALS

Season: 2 (3x), last vs. CSU Bakersfield (12/27/17)

Career: 2 (3x), last vs. CSU Bakersfield (12/27/17)

### BLOCKS

Season: 6 vs. Minnesota (12/09/17)

Career: 6 vs. Minnesota (12/09/17)

### MINUTES

Season: 30 vs. Fresno aState (11/17/17)

Career: 30 vs. Fresno State (11/17/17)

## CAREER STATISTICS AT ARKANSAS »

			Total		3-Point		F-Throws		Rebounds											Scoring	
Season	gp-gs	min/avg	fg-fga	pct	fg-fga	pct	ft-fa	pct	off	def	tot	avg	pf	fo	ast	to	blk	stl	pts	avg	
2017-18	12-4	240/20.0	52-79	.658	0-0	.000	36-61	.590	19	56	75	6.3	43	3	12	11	23	9	140	11.7	
TOTAL	12-4	240/20.0	52-79	.658	0-0	.000	36-61	.590	19	56	75	6.3	43	3	12	11	23	9	140	11.7	

# DUSTIN THOMAS



#13 | Senior | Forward | 6-8 | 225 | Texarkana, Texas | Colorado

## THOMAS' NEWS & NOTES »

- Recorded his first double-digit scoring effort of the year and fifth as a Razorback vs CSU Bakersfield, tallying 10 points, all in the first half.
- Has four-plus rebounds in six of nine games played this season to rank 2nd on the team in rebound percentage at 4.3 boards per game.
- In his first game this season, Thomas brought down a team-high nine rebounds to tie his career high.
- Has 3+ rebounds in 18 of the last 26 games.
- Scoring nine points off the bench at LSU on Feb. 11 and pulled down a career and team-high nine rebounds to go along with three steals.
- Averaged 4.0 points and 2.5 rebounds per game over two years at Colorado.
- Scored a career-high 17 points and three steals against Southern California his sophomore year.

## GAME-BY-GAME STATS »

#13 Dustin Thomas

Opponent	Date	gs	min	Total		3-Pointers		Free throws		Rebounds				pf	a	t/o	blk	stl	pts	avg	
				fg-fga	pct	3fg-fga	pct	ft-fia	pct	off	def	tot	avg								
SAMFORD	11/10/17		dnp	-	-	-	-	-	-	-	-	-	-	-	-	-	-	-	-		
BUCKNELL	11/12/17		dnp	-	-	-	-	-	-	-	-	-	-	-	-	-	-	-	-		
FRESNO STATE	11/17/17		dnp	-	-	-	-	-	-	-	-	-	-	-	-	-	-	-	-		
vs Oklahoma	11/23/17		23	1-2	.500	0-0	.000	3-4	.750	3	6	9	9.0	4	0	3	0	1	5	5.0	
vs North Carolina	11/24/17		22	1-4	.250	0-0	.000	0-0	.000	2	2	4	6.5	3	0	2	0	1	2	3.5	
vs UCONN	11/26/17		15	1-2	.500	0-0	.000	5-6	.833	1	3	4	5.7	2	0	2	0	1	7	4.7	
at Houston	12/02/17		28	3-6	.500	0-1	.000	3-4	.750	2	4	6	5.8	2	0	0	0	1	9	5.8	
COLORADO STATE	12/05/17	*	16	2-4	.500	0-0	.000	2-2	1.000	0	2	2	5.0	2	2	0	0	0	6	5.8	
MINNESOTA	12/09/17	*	11	3-4	.750	0-0	.000	0-0	.000	0	2	2	4.5	3	2	0	0	0	6	5.8	
vs Troy	12/16/17	*	17	1-1	1.000	0-0	.000	0-0	.000	2	3	5	4.6	2	0	0	0	0	2	5.3	
ORAL ROBERTS	12/19/17	*	19	2-6	.333	0-0	.000	0-2	.000	0	1	1	4.1	2	3	0	0	0	4	5.1	
CSU BAKERSFIELD	12/27/17	*	20	4-6	.667	0-0	.000	2-2	1.000	2	4	6	4.3	2	0	1	0	2	10	5.7	
Totals			5	171	18-35	.514	0-1	.000	15-20	.750	12	27	39	4.3	22	7	8	0	6	51	5.7

Games played: 9  
Minutes/game: 19.0  
Points/game: 5.7  
FG Pct: 51.4  
3FG Pct: 0.0  
FT Pct: 75.0

Rebounds/game: 4.3  
Assists/game: 0.8  
Turnovers/game: 0.9  
Assist/turnover ratio: 0.9  
Steals/game: 0.7

## PERSONAL BESTS »

### POINTS

Season: 10 vs. CSU Bakersfield (12/27/17)  
Career: 17 vs. USC (01/04/15)^

### FIELD GOALS

Season: 4 vs. CSU Bakersfield (12/27/17)  
Career: 6 (2x), last vs. Seton Hall (03/17/17)

### FIELD GOALS ATTEMPTED

Season: 6 (3x), last vs. CSU Bakersfield (12/27/17)  
Career: 9 vs. Seton Hall (03/17/17)

### 3-POINT FIELD GOALS

Season: --  
Career: 3 vs. USC (01/04/15)^

### 3-POINT FG ATTEMPTS

Season: 1 at Houston (12/02/17)  
Career: 3 (3x), last vs. USC (01/04/15)^

### FREE THROWS MADE

Season: 5 vs. UConn (11/26/17)  
Career: 6 vs. UT Arlington (11/18/16)

### FREE THROWS ATTEMPTS

Season: 6 vs. UConn (11/26/17)  
Career: 8 (3x), last vs. Mississippi State (01/10/17)

### REBOUNDS

Season: 9 vs. Oklahoma (11/23/17)  
Career: 9 (2x), last vs. Oklahoma (11/23/17)

### ASSISTS

Season: 3 vs. Oral Roberts (12/19/17)  
Career: 4 (2x), last vs. Southern Illinois (11/14/16)

### STEALS

Season: 2 vs. CSU Bakersfield (12/27/17)  
Career: 3 (2x), last at LSU (02/11/17)

### BLOCKS

Season: --  
Career: 2 (2x), last vs. California (02/12/15)^

### MINUTES

Season: 28 at Houston (12/02/17)  
Career: 31 vs. Seton Hall (03/17/17)

^ - at Colorado

## CAREER STATISTICS AT ARKANSAS »

			Total		3-Point		F-Throws		Rebounds										Scoring	
Season	gp-gs	min/avg	fg-fga	pct	fg-fga	pct	ft-fa	pct	off	def	tot	avg	pf	fo	ast	to	blk	stl	pts	avg
2016-17	36-27	648/18.0	72-148	.486	1-5	.200	46-70	.657	45	91	136	3.8	104	4	38	36	10	23	191	5.3
2017-18	9-5	171/19.0	18-35	.514	0-1	.000	15-20	.750	12	27	39	4.3	22	0	7	8	0	6	51	5.7
TOTAL	45-32	819/18.2	90-183	.492	1-6	.167	61-90	.678	57	118	175	3.9	126	4	45	44	10	29	242	5.4

# DARIOUSHALL



#20 | Freshman | Forward | 6-6 | 210 | Little Rock, Ark. | Mills Univ. Studies HS

## HALL'S NEWS & NOTES »

- After averaging just 3.4 points per game, Hall has broke his season high in scoring each of the last two games, posting 11 (ORU) and 14 (CSU Bakersfield) for his first two double-digit scoring efforts of his career.
- Had season highs in points (11), assists (3) and steals (2) against Oral Roberts.
- Leads the team with five charges taken.
- Three-time All-State and All-Conference selection at Mills University Studies High School.
- 2017 5A State Tournament MVP, after leading the Comets to a state championship.
- Led the Comets to a 31-2 record, averaging 14.8 pts, 8.0 rbd, 2.0 assists and 1.8 steals per game as a senior.
- Tallied 26 double-figure scoring games, including 10 double-doubles.
- Ranked the No. 4 player in the state and the No. 50 power forward in the 2017 class by 247Sports.com.
- Earned a four-star rating by ESPN, and three starts from Rivals.com, 247Sports, Scout and Future150.com.
- Participated in the Adidas Uprising Gauntlet, averaging 15.3 pts, 7.0 rbd, 2.2 steals and 1.0 assists in 11 games.

## GAME-BY-GAME STATS »

#20 Darius Hall

Opponent	Date	gs	min	Total		3-Pointers		Free throws		Rebounds				pf	a	t/o	blk	stl	pts	avg
				fg-fga	pct	3fg-fga	pct	ft-fta	pct	off	def	tot	avg							
SAMFORD	11/10/17	12	1-4	.250	0-1	.000	1-2	.500	1	2	3	3.0	4	0	2	0	1	3	3.0	
BUCKNELL	11/12/17	17	3-5	.600	0-0	.000	0-0	.000	1	3	4	3.5	3	0	3	2	1	6	4.5	
FRESNO STATE	11/17/17	14	0-2	.000	0-1	.000	0-1	.000	0	3	3	3.3	2	1	1	0	1	0	3.0	
vs Oklahoma	11/23/17	7	0-1	.000	0-0	.000	1-2	.500	0	1	1	2.8	1	0	0	0	1	1	2.5	
vs North Carolina	11/24/17	5	1-2	.500	0-0	.000	1-1	1.000	1	0	1	2.4	1	0	0	0	0	3	2.6	
vs UCONN	11/26/17	14	3-3	1.000	1-1	1.000	0-0	.000	0	6	6	3.0	3	0	2	0	0	7	3.3	
at Houston	12/02/17	3	0-0	.000	0-0	.000	0-0	.000	0	1	1	2.7	0	0	1	0	0	0	2.9	
COLORADO STATE	12/05/17	18	3-7	.429	2-4	.500	0-0	.000	0	3	3	2.8	1	0	2	0	0	8	3.5	
MINNESOTA	12/09/17	8	1-2	.500	0-0	.000	0-0	.000	0	2	2	2.7	2	0	0	0	0	2	3.3	
vs Troy	12/16/17	12	2-2	1.000	0-0	.000	0-0	.000	0	2	2	2.6	4	0	0	1	0	4	3.4	
ORAL ROBERTS	12/19/17	15	4-6	.667	1-2	.500	2-2	1.000	2	1	3	2.6	2	3	2	0	2	11	4.1	
CSU BAKERSFIELD	12/27/17	17	4-8	.500	1-4	.250	5-9	.556	2	1	3	2.7	4	1	2	0	1	14	4.9	
Totals		0	142	22-42	.524	5-13	.385	10-17	.588	7	25	32	2.7	27	5	15	3	7	59	4.9

Games played: 12  
Minutes/game: 11.8  
Points/game: 4.9  
FG Pct: 52.4  
3FG Pct: 38.5  
FT Pct: 58.8

Rebounds/game: 2.7  
Assists/game: 0.4  
Turnovers/game: 1.3  
Assist/turnover ratio: 0.3  
Steals/game: 0.6  
Blocks/game: 0.3

## PERSONAL BESTS »

### POINTS

Season: 14 vs. CSU Bakersfield (12/27/17)  
Career: 14 vs. CSU Bakersfield (12/27/17)

### FIELD GOALS

Season: 4 (2x), last vs. CSU Bakersfield (12/27/17)  
Career: 4 (2x), last vs. CSU Bakersfield (12/27/17)

### FIELD GOALS ATTEMPTED

Season: 8 vs. CSU Bakersfield (12/27/17)  
Career: 8 vs. CSU Bakersfield (12/27/17)

### 3-POINT FIELD GOALS

Season: 2 vs. Colorado State (12/05/17)  
Career: 2 vs. Colorado State (12/05/17)

### 3-POINT FG ATTEMPTS

Season: 4 (2x), last vs. CSU Bakersfield (12/27/17)  
Career: 4 (2x), last vs. CSU Bakersfield (12/27/17)

### FREE THROWS MADE

Season: 5 vs. CSU Bakersfield (12/27/17)  
Career: 5 vs. CSU Bakersfield (12/27/17)

### FREE THROWS ATTEMPTS

Season: 9 vs. CSU Bakersfield (12/27/17)  
Career: 9 vs. CSU Bakersfield (12/27/17)

### REBOUNDS

Season: 6 vs. UConn (11/26/17)  
Career: 6 vs. UConn (11/26/17)

### ASSISTS

Season: 3 vs. Oral Roberts (12/19/17)  
Career: 3 vs. Oral Roberts (12/19/17)

### STEALS

Season: 2 vs. Oral Roberts (12/19/17)  
Career: 2 vs. Oral Roberts (12/19/17)

### BLOCKS

Season: 2 vs. Bucknell (11/12/17)  
Career: 2 vs. Bucknell (11/12/17)

### MINUTES

Season: 18 vs. Colorado State (12/05/17)  
Career: 18 vs. Colorado State (12/05/17)

## CAREER STATISTICS AT ARKANSAS »

			Total		3-Point		F-Throws		Rebounds											Scoring	
Season	gp-gs	min/avg	fg-fga	pct	fg-fga	pct	ft-fa	pct	off	def	tot	avg	pf	fo	ast	to	blk	stl	pts	avg	
2017-18	12-0	142/11.8	22-42	.524	5-13	.385	10-17	.588	7	25	32	2.7	27	0	5	15	3	7	59	4.9	
TOTAL	12-0	142/11.8	22-42	.524	5-13	.385	10-17	.588	7	25	32	2.7	27	0	5	15	3	7	59	4.9	

# GABE OSABUOHIE



#22 | Freshman | Forward | 6-8 | 219 | Toronto, Canada | Southwest Christian Academy

## OSABUOHIE'S NEWS & NOTES »

- Pronounced oh-sah-BOY-en.
- Took two charges in the season-opener, four total this season, to rank tied for second on the team.
- Ranked the No. 5 player in the state of Arkansas & the No. 63 small forward in the country by 247Sports.com.
- Averaged 11 pts, seven rebounds and four assists as a senior for Little Rock's Southwest Christian Academy.
- Helped lead high school team to a 31-2 record and appearance at the NACA National Championships.
- Averaged 12 points and eight rebounds as a junior and played AAU with Grassroots Canada, before joining Team Loaded North Carolina on the Adidas Circuit the last two seasons.

## GAME-BY-GAME STATS »

#22 Gabe Osabuohe

Opponent	Date	gs	min	Total		3-Pointers		Free throws		Rebounds										
				fg-fga	pct	3fg-fga	pct	ft-fa	pct	off	def	tot	avg	pf	a	t/o	blk	stl	pts	avg
SAMFORD	11/10/17	10		1-2	.500	0-0	.000	0-2	.000	0	0	0	0.0	1	1	0	0	0	2	2.0
BUCKNELL	11/12/17	11		1-4	.250	0-1	.000	0-0	.000	1	1	2	1.0	1	0	0	0	0	2	2.0
FRESNO STATE	11/17/17	5		0-1	.000	0-1	.000	0-2	.000	1	0	1	1.0	2	0	0	0	0	0	1.3
vs Oklahoma	11/23/17	dnp		-	-	-	-	-	-	-	-	-	-	-	-	-	-	-	-	-
vs North Carolina	11/24/17	dnp		-	-	-	-	-	-	-	-	-	-	-	-	-	-	-	-	-
vs UCONN	11/26/17	8		0-1	.000	0-0	.000	0-0	.000	1	2	3	1.5	0	1	1	0	1	0	1.0
at Houston	12/02/17	dnp		-	-	-	-	-	-	-	-	-	-	-	-	-	-	-	-	-
COLORADO STATE	12/05/17	8		2-2	1.000	0-0	.000	0-0	.000	1	2	3	1.8	4	0	1	0	0	4	1.6
MINNESOTA	12/09/17	dnp		-	-	-	-	-	-	-	-	-	-	-	-	-	-	-	-	-
vs Troy	12/16/17	2		1-1	1.000	0-0	.000	0-1	.000	0	2	2	1.8	0	1	0	0	0	2	1.7
ORAL ROBERTS	12/19/17	5		0-0	.000	0-0	.000	0-0	.000	0	0	0	1.6	0	0	0	0	0	0	1.4
CSU BAKERSFIELD	12/27/17	2		0-0	.000	0-0	.000	0-0	.000	0	0	0	1.4	0	1	0	1	0	1	1.3
Totals		0	51	5-11	.455	0-2	.000	0-5	.000	4	7	11	1.4	8	3	3	1	1	10	1.3

Games played: 8  
Minutes/game: 6.4  
Points/game: 1.3  
FG Pct: 45.5  
3FG Pct: 0.0  
FT Pct: 0.0

Rebounds/game: 1.4  
Assists/game: 0.4  
Turnovers/game: 0.4  
Assist/turnover ratio: 1.0  
Steals/game: 0.1  
Blocks/game: 0.1

## PERSONAL BESTS »

### POINTS

Season: 4 vs. Colorado State (12/05/17)

Career: 4 vs. Colorado State (12/05/17)

### FIELD GOALS

Season: 2 vs. Colorado State (12/05/17)

Career: 2 vs. Colorado State (12/05/17)

### FIELD GOALS ATTEMPTED

Season: 4 vs. Bucknell (11/12/17)

Career: 4 vs. Bucknell (11/12/17)

### 3-POINT FIELD GOALS

Season: --

Career: --

### 3-POINT FG ATTEMPTS

Season: 1 (2x), last vs. Fresno State (11/17/17)

Career: 1 (2x), last vs. Fresno State (11/17/17)

### FREE THROWS MADE

Season: --

Career: --

### FREE THROWS ATTEMPTS

Season: 2 (2x), last vs. Fresno State (11/17/17)

Career: 2 (2x), last vs. Fresno State (11/17/17)

### REBOUNDS

Season: 3 (2x), last vs. Colorado State (12/05/17)

Career: 3 (2x), last vs. Colorado State (12/05/17)

### ASSISTS

Season: 1 (3x), last vs. CSU Bakersfield (12/27/17)

Career: 1 (3x), last vs. CSU Bakersfield (12/27/17)

### STEALS

Season: 1 vs. UConn (11/26/17)

Career: 1 vs. UConn (11/26/17)

### BLOCKS

Season: 1 vs. CSU Bakersfield (12/27/17)

Career: 1 vs. CSU Bakersfield (12/27/17)

### MINUTES

Season: 11 vs. Bucknell (11/12/17)

Career: 11 vs. Bucknell (11/12/17)

## CAREER STATISTICS AT ARKANSAS »

Season	gp-gs	min/avg	Total fg-fga	pct	3-Point fg-fga	pct	F-Throws ft-fa	pct	Rebounds off def tot	avg	pf	fo	ast	to	blk	stl	Scoring pts	avg
2017-18	8-0	51/6.4	5-11	.455	0-2	.000	0-5	.000	4	7	11	1.4	8	0	3	3	10	1.3
TOTAL	8-0	51/6.4	5-11	.455	0-2	.000	0-5	.000	4	7	11	1.4	8	0	3	3	10	1.3



JONES' NEWS &amp; NOTES »

- PERSONAL BESTS »

Season: 19 (2x), last vs. Colorado State (12/05/17)  
Career: 19 (2x), last vs. Colorado State (12/05/17)

Season: 7 vs. Colorado State (12/05/17)  
Career: 7 vs. Colorado State (12/05/17)

Season: 11 vs. North Carolina (11/24/17)  
Career: 11 vs. North Carolina (11/24/17)

Season: 5 (2x), last vs. Oral Roberts (12/19/17)  
Career: 5 (2x), last vs. Oral Roberts (12/19/17)

Season: 10 vs. North Carolina (11/24/17)  
Career: 10 vs. North Carolina (11/24/17)

Season: 6 vs. UConn (11/26/17)  
Career: 6 vs. UConn (11/26/17)

Season: 6 vs. UConn (11/26/17)  
Career: 6 vs. UConn (11/26/17)

Season: 5 vs. Bucknell (11/12/17)  
Career: 5 vs. Bucknell (11/12/17)

Season: 2 (2x), last vs. Oral Roberts (12/19/17)  
Career: 2 (3x), last vs. Oral Roberts (12/19/17)

Season: 1 (4x), last vs. CSU Bakersfield (12/27/17)  
Career: 1 (5x), last vs. CSU Bakersfield (12/27/17)

Season: 2 vs. Oral Roberts (12/19/17)  
Career: 3 vs. Austin Peay (12/03/16)

Season: 26 vs. North Carolina (11/24/17)  
Career: 26 vs. North Carolina (11/24/17)

▶ **GAME-BY-GAME STATS** »

Opponent	Date	qs	min	Total	3-Pointers	Free throws	Rebounds													
				fg-fga	pt	3fg-fga	4pt	ft-fta	pc	off	def	tot	avg	pf	a	t/o	blk	stl	pts	avg
SAMFORD	11/10/17	21	4-7	.571	2-5	.400	0-0	.000	0	3	3	3.0		0	1	0	0	0	10	10.0
BUCKNELL	11/12/17	20	3-8	.375	0-1	.000	1-1	1.000	0	5	5	4.0		0	1	0	0	1	7	8.5
FRESNO STATE	11/17/17	16	3-6	.500	0-2	.000	0-0	.000	0	2	2	3.3		0	1	0	0	0	6	7.7
vs Oklahoma	11/23/17	10	1-4	.250	0-2	.000	0-0	.000	0	1	1	2.8		1	0	1	0	0	2	6.3
vs North Carolina	11/24/17	26	4-11	.364	4-10	.400	0-0	.000	0	2	2	2.6		1	0	0	0	1	12	7.4
vs UCONN	11/26/17	21	5-8	.625	3-6	.500	6-6	1.000	0	1	1	2.3		1	1	0	0	1	19	9.3
at Houston	12/02/17	20	4-9	.444	3-6	.500	0-0	.000	0	3	3	2.4		2	0	1	0	0	11	9.6
COLORADO STATE	12/05/17	23	7-9	.778	3-5	.600	2-2	1.000	0	1	1	2.3		1	2	0	0	0	19	10.8
MINNESOTA	12/09/17	15	5-7	.714	5-7	.714	0-0	.000	0	1	1	2.1		3	0	1	0	0	15	11.2
vs Troy	12/16/17	17	2-5	.400	0-3	.000	2-2	1.000	0	2	2	2.1		0	1	1	1	1	6	10.7
ORAL ROBERTS	12/19/17	19	5-10	.500	5-8	.625	0-0	.000	0	2	2	2.1		2	2	1	2	0	15	11.1
CSU BAKERSFIELD	12/27/17	20	1-6	.167	1-5	.200	1-2	.500	0	2	2	2.1		1	0	1	0	1	4	9.5
Totals		0	228	44-90	48-66	.433	12-13	92.3	0	25	25	2.1		12	9	6	3	5	126	10.5

Rebounds/game: 2.1  
Assists/game: 0.8  
Turnovers/game: 0.5  
Assist/turnover ratio: 1.5  
Steals/game: 0.4  
Blocks/game: 0.3

**► CAREER STATISTICS AT ARKANSAS »**

			Total		3-Point		F-Throws		Rebounds												Scoring	
Season	gp-gs	min/avg	fg-fga	pct	fg-fga	pct	ft-fta	pct	off	def	tot	avg	pf	fo	ast	to	blk	stl	pts	avg		
2016-17	21-0	126/6.0	17-36	.472	12-24	.500	5-7	.714	0	13	13	0.6	11	0	6	4	5	1	51	2.4		
2017-18	12-0	228/19.0	44-90	.489	26-60	.433	12-13	.923	0	25	25	2.1	12	0	9	6	3	5	126	10.5		
TOTAL	33-0	354/10.7	61-126	.484	38-84	.452	17-20	.850	0	38	38	1.2	23	0	15	10	8	6	177	5.4		

# ANTON BEARD



#31 | Senior | Guard | 6-0 | 185 | North Little Rock, Ark. | North Little Rock HS

## BEARD'S NEWS & NOTES »

- One of five players on the team averaging double figures in scoring at 12.1 points per game.
- Has pulled down three-plus rebounds in nine of the last 13 games, dating back to last year.
- Leads the team with eight three-plus assist games this season.
- Has at least three assists and one steal in six of 12 games this season.
- Scored in double-figures five straight games to start the season, six times dating back to last season, for the longest streak in his career.
- Started 11 of 36 games played as a junior, averaging 7.2 points, 2.1 rebounds and 1.9 assists per game.
- Scored in double-figures in 15 games last year, including a season-high 16 in three contests against Sam Houston State (Dec. 22), at Tennessee (Jan. 3) and LSU (Jan. 21).
- Played 20 minute in the second round of the NCAA Tournament against No. 1 North Carolina, scoring 10 points and adding three assists.

## GAME-BY-GAME STATS »

#31 Anton Beard

Opponent	Date	gs	min	Total		3-Pointers		Free throws		Rebounds				pf	a	t/o	blk	stl	pts	avg	
				fg-fga	pct	3fg-fga	pct	ft-fa	pct	off	def	tot	avg								
SAMFORD	11/10/17	*	26	5-10	.500	1-3	.333	3-3	1.000	1	1	2	2.0	1	6	2	0	1	14	14.0	
BUCKNELL	11/12/17	*	28	3-9	.333	0-3	.000	5-5	1.000	1	1	2	2.0	2	1	2	0	2	11	12.5	
FRESNO STATE	11/17/17	*	28	5-9	.556	1-3	.333	4-6	.667	0	3	3	2.3	3	3	0	0	1	15	13.3	
vs Oklahoma	11/23/17	*	35	4-12	.333	0-1	.000	6-6	1.000	1	2	3	2.5	2	3	3	0	1	14	13.5	
vs North Carolina	11/24/17	*	38	4-15	.267	2-6	.333	0-0	.000	0	3	3	2.6	3	4	3	0	1	10	12.8	
vs UCONN	11/26/17	*	27	2-6	.333	1-3	.333	4-4	1.000	1	3	4	2.8	2	4	1	0	0	9	12.2	
at Houston	12/02/17	*	33	4-10	.400	2-5	.400	3-5	.600	0	2	2	2.7	2	3	1	0	1	13	12.3	
COLORADO STATE	12/05/17	*	26	3-8	.375	1-4	.250	2-2	1.000	1	2	3	2.8	3	2	0	0	2	9	11.9	
MINNESOTA	12/09/17	*	31	4-9	.444	1-3	.333	1-2	.500	0	3	3	2.8	3	6	2	0	0	10	11.7	
vs Troy	12/16/17	*	28	5-10	.500	1-5	.200	0-0	.000	0	2	2	2.7	2	2	2	0	1	11	11.6	
ORAL ROBERTS	12/19/17	*	29	5-8	.625	2-3	.667	2-4	.500	3	1	4	2.8	3	4	1	0	2	14	11.8	
CSU BAKERSFIELD	12/27/17	*	26	4-12	.333	3-8	.375	4-4	1.000	1	2	3	2.8	3	1	1	1	0	15	12.1	
Totals			12	355	48-118	.407	15-47	.319	34-41	.829	9	25	34	2.8	29	39	18	1	12	145	12.1

Games played: 12  
Minutes/game: 29.6  
Points/game: 12.1  
FG Pct: 40.7  
3FG Pct: 31.9  
FT Pct: 82.9

Rebounds/game: 2.8  
Assists/game: 3.3  
Turnovers/game: 1.5  
Assist/turnover ratio: 2.2  
Steals/game: 1.0  
Blocks/game: 0.1

## PERSONAL BESTS »

### POINTS

Season: 15 (2x), last vs. CSU Bakersfield (12/27/17)  
Career: 18 at Georgia (01/23/16)

### FIELD GOALS

Season: 5 (4x), last vs. Oral Roberts (12/19/17)  
Career: 6 at Tennessee (01/03/17)

### FIELD GOALS ATTEMPTED

Season: 15 vs. North Carolina (11/24/17)  
Career: 15 vs. North Carolina (11/24/17)

### 3-POINT FIELD GOALS

Season: 3 vs. CSU Bakersfield (12/27/17)  
Career: 4 at Ole Miss (02/14/15)

### 3-POINT FG ATTEMPTS

Season: 8 vs. CSU Bakersfield (12/27/17)  
Career: 8 vs. CSU Bakersfield (12/27/17)

### FREE THROWS MADE

Season: 6 vs. Oklahoma (11/23/17)  
Career: 7 at Georgia (01/23/16)

### FREE THROWS ATTEMPTS

Season: 6 (2x), last vs. Oklahoma (11/23/17)  
Career: 9 at Georgia (01/23/16)

### REBOUNDS

Season: 4 (2x), last vs. Oral Roberts (12/19/17)  
Career: 7 vs. Delaware State (11/21/15)

### ASSISTS

Season: 6 (2x), last vs. Minnesota (12/09/17)  
Career: 7 vs. LSU (01/21/17)

### STEALS

Season: 2 (3x), last vs. Oral Roberts (12/19/17)  
Career: 5 vs. Milwaukee (12/22/14)

### BLOCKS

Season: 1 vs. CSU Bakersfield (12/27/17)  
Career: 1 (3x), last vs. CSU Bakersfield (12/27/17)

### MINUTES

Season: 38 vs. North Carolina (11/24/17)  
Career: 38 vs. North Carolina (11/24/17)

## CAREER STATISTICS AT ARKANSAS »

			Total		3-Point		F-Throws		Rebounds											Scoring	
Season	gp-gs	min/avg	fg-fga	pct	fg-fga	pct	ft-fla	pct	off	def	tot	avg	pf	fo	ast	to	blk	stl	pts	avg	
2014-15	35-16	662/18.9	66-172	.384	31-88	.352	35-55	.636	31	36	67	1.9	84	4	53	32	0	35	198	5.7	
2015-16	23-1	481/20.9	57-164	.348	19-66	.288	27-42	.643	13	40	53	2.3	53	2	41	17	2	24	160	7.0	
2016-17	36-11	755/21.0	86-213	.404	32-90	.356	56-75	.747	29	46	75	2.1	69	2	70	37	1	39	260	7.2	
2017-18	12-12	355/29.6	48-118	.407	15-47	.319	34-41	.829	9	25	34	2.8	29	0	39	18	1	12	145	12.1	
TOTAL	106-40	2253/21.3	257-667	.385	97-291	.333	152-213	.714	82	147	229	2.2	235	8	203	104	4	110	763	7.2	

# GAME 1

## Arkansas vs Samford

Nov. 10, 2017 at 7 p.m. at Fayetteville, Ark. (Bud Walton Arena)

### Samford 56 • 0-1

#	Player	Total		3-Ptr	Rebounds			PF	TP	A	TO	Blk	Stl	Min
		FG-FGA	FG-FGA		Off	Def	Tot							
20	Alex Thompson	f	4-11	2-9	0-0	0	2	2	3	10	1	2	0	25
33	Wyatt Walker	c	2-7	0-0	0-0	2	2	4	3	4	0	2	0	15
00	Christen Cunningham	g	3-7	1-2	0-0	1	2	3	0	7	1	4	0	28
03	Josh Sharkey	g	2-7	0-1	2-3	1	2	3	3	6	4	6	0	24
22	D Denzel-Dyson	g	2-6	1-4	3-4	1	1	2	1	8	1	2	0	21
01	Kevin Nolan		1-2	1-2	0-0	0	1	1	0	3	0	0	0	5
02	Justin Coleman		2-8	1-4	1-2	1	1	2	2	6	3	1	0	23
04	Triston Chambers		2-5	2-5	0-0	1	0	1	2	6	0	0	0	19
13	Eric Adams		1-2	0-0	0-0	1	2	3	3	2	0	1	1	9
15	Stefan Lakic		0-3	0-2	2-2	1	0	1	0	2	0	0	0	10
24	Gerald Smith		0-0	0-0	0-0	0	0	0	0	0	1	0	0	1
55	Alex Peters		1-3	0-0	0-4	2	2	4	3	2	1	1	0	20
Team						4	2	6						
Totals			20-61	8-29	8-15	15	17	32	20	56	12	19	1	6 200

FG % 1st Half: 7-26 26.9% 2nd half: 13-35 37.1% Game: 20-61 32.8% Deadball Rebounds 4,3  
 3FG % 1st Half: 2-12 16.7% 2nd half: 6-17 35.3% Game: 8-29 27.6%  
 FT % 1st Half: 3-4 75.0% 2nd half: 5-11 45.5% Game: 8-15 53.3%

### Arkansas 95 • 1-0

#	Player	Total		3-Ptr	Rebounds			PF	TP	A	TO	Blk	Stl	Min
		FG-FGA	FG-FGA		Off	Def	Tot							
01	Trey Thompson	f	4-4	0-0	0-0	1	7	8	2	8	3	0	0	1 25
02	Adrio Bailey	f	7-8	0-0	1-1	2	4	6	0	15	1	3	2	1 25
00	Jaylen Barford	g	5-11	2-5	4-5	0	4	4	3	16	6	2	1	1 29
04	Daryl Macon	g	5-9	4-7	2-2	0	3	3	2	16	8	1	0	2 30
31	Anton Beard	g	5-10	1-3	3-3	1	1	2	1	14	6	2	0	1 26
10	Daniel Gafford		4-6	0-0	2-5	2	2	4	5	10	2	0	3	0 17
14	JT Plummer		0-0	0-0	0-0	0	0	0	0	0	0	0	0	0 2
15	Jonathan Holmes		0-2	0-1	1-2	0	0	1	0	1	1	0	0	0 3
20	Darius Hall		1-4	0-1	1-2	1	2	3	4	3	0	2	0	1 12
22	Gabe Osabuohien		1-2	0-0	0-2	0	0	0	1	2	0	1	0	0 10
23	C.J. Jones		4-7	2-5	0-0	0	3	3	0	10	1	0	0	0 21
Team						0	1	1						
Totals			36-63	9-22	14-22	7	28	35	18	95	28	11	6	7 200

FG % 1st Half: 18-30 60.0% 2nd half: 18-33 54.5% Game: 36-63 57.1% Deadball Rebounds 8,1  
 3FG % 1st Half: 7-13 53.8% 2nd half: 2-9 22.2% Game: 9-22 40.9%  
 FT % 1st Half: 4-6 66.7% 2nd half: 10-16 62.5% Game: 14-22 63.6%

Officials: Tony Greene, K.B. Burdette Jr., Nathan Bemis  
 Technical fouls: Samford-None. Arkansas-None.  
 Attendance: 13407  
 Estimated Actual Attendance: 8,054  
 Fouled Out: Arkansas, #10, Gafford (1:35, 2H)

Score by periods	1st	2nd	Total	Points	In Paint	T/O	2nd Chance	Fast Break	Bench
Samford	19	37	56	SAM	20	14	17	9	21
Arkansas	47	48	95	AR	44	35	7	19	26

Last FG - SAM 2nd-00:34, AR 2nd-00:01.  
 Largest lead - SAM by 1 1st-16:52, AR by 44 2nd-12:09.  
 SAM led for 00:07. AR led for 38:45. Game was tied for 01:08.

Score tied - 1 time.  
 Lead changed - 2 times.

# GAME 3

## Arkansas vs Fresno State

Nov. 17, 2017 at 7 p.m. at Fayetteville, Ark. (Bud Walton Arena)

### Fresno State 75 • 2-1

#	Player	Total		3-Ptr	Rebounds			PF	TP	A	TO	Blk	Stl	Min
		FG-FGA	FG-FGA		Off	Def	Tot							
11	BRYSON WILLIAMS	f	11-15	0-0	0-1	5	4	9	5	22	2	3	0	1 32
34	TRELL CARTER II	c	2-5	0-0	1-3	2	0	2	4	5	0	1	0	0 13
01	JARON HOPKINS	g	4-8	0-0	1-5	1	9	10	4	9	5	3	1	2 38
21	DESHON TAYLOR	g	4-14	1-5	10-10	0	4	4	2	19	1	3	0	0 33
22	RAY BOWLES	g	1-8	0-3	1-2	2	3	5	2	3	2	1	0	1 29
03	JOHNNY MCWILLIAMS		0-0	0-0	0-0	0	0	0	0	0	0	0	0	0 4
05	JAHEMEL TAYLOR		4-7	4-7	0-0	0	1	1	4	12	0	2	0	1 28
20	SAM BITTNER		1-2	1-1	0-0	1	3	4	4	3	1	1	0	0 16
32	NATE GRIMES		1-2	0-0	0-1	1	3	4	4	2	0	1	1	0 11
Team						0	1	1						
Totals			28-61	6-16	13-22	12	28	40	29	75	11	16	2	5 200

FG % 1st Half: 9-29 31.0% 2nd half: 19-32 59.4% Game: 28-61 45.9% Deadball Rebounds 4  
 3FG % 1st Half: 2-8 25.0% 2nd half: 4-8 50.0% Game: 6-16 37.5%  
 FT % 1st Half: 5-10 50.0% 2nd half: 8-12 66.7% Game: 13-22 59.1%

### Arkansas 83 • 3-0

#	Player	Total		3-Ptr	Rebounds			PF	TP	A	TO	Blk	Stl	Min
		FG-FGA	FG-FGA		Off	Def	Tot							
01	Trey Thompson	f	1-2	0-0	1-3	1	0	1	4	3	0	4	0	0 10
02	Adrio Bailey	f	1-2	0-0	3-4	2	3	5	3	5	3	0	2	0 28
00	Jaylen Barford	g	5-13	2-4	6-8	3	4	7	3	18	5	2	0	0 35
04	Daryl Macon	g	3-10	1-3	4-4	1	1	2	1	11	1	3	1	1 34
31	Anton Beard	g	5-9	1-3	4-6	0	3	3	3	15	3	0	0	1 28
10	Daniel Gafford		9-11	0-0	7-10	0	8	8	3	25	1	1	3	2 30
20	Darius Hall		0-2	0-1	0-1	0	3	3	2	0	1	1	0	1 14
22	Gabe Osabuohien		0-1	0-1	0-2	1	0	1	2	0	0	0	0	0 5
23	C.J. Jones		3-6	0-2	0-0	0	2	2	0	6	1	0	0	0 16
Team						1	0	1						
Totals			27-56	4-14	25-38	9	24	33	21	83	15	11	6	5 200

FG % 1st Half: 12-27 44.4% 2nd half: 15-29 51.7% Game: 27-56 48.2% Deadball Rebounds 5,2  
 3FG % 1st Half: 3-9 33.3% 2nd half: 4-14 28.6% Game: 4-14 28.6%  
 FT % 1st Half: 12-17 70.6% 2nd half: 13-21 61.9% Game: 25-38 65.8%

Officials: Doug Simmons, Peter Juzenas, Robert Felder  
 Technical fouls: Fresno State-None. Arkansas-None.  
 Attendance: 15051  
 Estimated Actual Attendance: 12,227  
 Fouled Out: Fresno State #11, Williams (1:32, 2H)

Score by periods	1st	2nd	Total	Points	In Paint	T/O	2nd Chance	Fast Break	Bench
Fresno State	25	50	75	FS	36	11	14	9	17
Arkansas	39	44	83	AR	40	20	13	12	31

Last FG - FS 2nd-00:06, AR 2nd-00:30.  
 Largest lead - FS by 6 1st-17:50, AR by 19 2nd-10:32.  
 FS led for 04:42. AR led for 35:05. Game was tied for 00:13.

Score tied - 0 times.  
 Lead changed - 1 time.

# GAME 2

## Arkansas vs Bucknell

Nov. 12, 2017 at 5 p.m. at Fayetteville, Ark. (Bud Walton Arena)

### Bucknell 73 • 0-2

#	Player	Total		3-Ptr	Rebounds			PF	TP	A	TO	Blk	Stl	Min
		FG-FGA	FG-FGA		Off	Def	Tot							
23	Zach Thomas	f	7-13	5-7	5-9	3	7	10	1	24	3	4	1	0 30
20	Nana Foulland	c	7-12	0-0	3-6	2	1	3	4	17	0	3	1	0 30
01	Kimbal Mackenzie	f	1-5	1-3	0-0	0	0	0	2	3	1	1	0	0 13
02	Stephen Brown	g	5-9	1-3	2-2	0	2	2	1	13	9	3	0	0 28
11	Avi Toomer	g	3-7	2-5	0-0	0	1	1	4	8	0	2	0	1 25
00	Paul Newman		0-0	0-0	0-0	0	1	1	0	0	0	1	0	0 2
03	Jimmy Sotos		2-4	1-3	0-1	0	0	0	3	5	1	0	0	0 16
04	Nate Sestina		0-2	0-1	0-0	2	2	4	2	0	0	1	0	0 14
05	Jordan Sechan		0-1	0-1	0-0	0	0	0	0	0	0	0	0	0 1
12	John Meeks		0-0	0-0	0-0	0	1	1	0	0	0	0	0	0 5
13	Bruce Moore		0-2	0-1	0-0	0	0	0	2	0	0	0	2	1 15
14	Ben Robertson		0-0	0-0	0-0	0	0	0	1	0	0	2	0	1 5
15	Nate Jones		1-3	1-3	0-0	0	0	0	1	3	1	0	0	0 13
22	Matt O'Reilly		0-0	0-0	0-0	0	0	0	0	0	0	0	0	0 3
Team						3	0	3						
Totals			26-58	11-27	10-18	10	15	25	21	73	15	18	3	3 200

FG % 1st Half: 12-32 37.5% 2nd half: 14-26 53.8% Game: 26-58 44.8% Deadball Rebounds 3,2  
 3FG % 1st Half: 6-16 37.5% 2nd half: 5-11 45.5% Game: 11-27 40.7%  
 FT % 1st Half: 4-8 50.0% 2nd half: 6-10 60.0% Game: 10-18 55.6%

### Arkansas 101 • 2-0

#	Player		Total		3-Ptr	Rebounds			PF	TP	A	TO	Blk	Stl	Min
			FG-FGA	FG-FGA	FT-FTA	Off	Def	Tot							
01	Trey Thompson	f	1-2	0-0	0-1	4	7	11	3	2	2	2	1	0	25
02	Adrio Bailey	f	3-5	0-0	1-2	2	2	4	4	7	2	2	2	2	23
00	Jaylen Barford	g	10-15	2-3	5-9	2	3	5	1	27	2	1	0	2	28
04	Daryl Macon	g	8-15	3-6	2-2	1	1	2	2	21	4	3	0	1	29
31	Anton Beard	g	3-9	0-3	5-5	1	1	2	2	11	1	2	0	2	28
10	Daniel Gafford		5-7	0-0	5-5	2	1	3	5	15	0	0	0	0	16
14	JT Plummer		0-0	0-0	0-0	0	0	0	0	0	0	0	0	0	1
15	Jonathan Holmes		1-1	1-1	0-0	0	0	0	0	3	0	0	0	1	2
20	Darius Hall		3-5	0-0	0-0	1	3	4	3	6	0	3	2	1	17
22	Gabe Osabuohien		1-4	0-1	0-0	1	1	2	1	2	0	0	0	0	11
23	C.J. Jones		3-8	0-1	1-1	0	5	5	0	7	1	0	0	1	20
	Team					2	1	3							
	Totals		38-71	6-15	19-25	16	25	41	21	101	12	13	5	10	200
	FG % 1st Half: 20-36	55.6%	2nd half: 18-35	51.4%	Game: 38-71	53.5%									Deadball Rebounds 6,2
	3FG % 1st Half: 4-9	44.4%	2nd half: 2-6	33.3%	Game: 16-45	40.0%									
	FT % 1st Half: 12-17	70.6%	2nd half: 7-8	87.5%	Game: 19-25	76.0%									

# GAME 5

## Arkansas vs No. 9 North Carolina Nov. 24, 2017 at 12:30 p.m. at Portland, Ore. (Memorial Coliseum)

### North Carolina 87 • 5-0

#	Player	Total		3-Ptr	Rebounds			PF	TP	A	TO	Blk	Stl	Min
		FG-FGA	FG-FGA		Off	Def	Tot							
15	Garrison Brooks	f	2-6	0-0	0-0	1	2	3	0	4	0	0	1	19
32	Luke Maye	f	11-16	4-5	2-4	5	11	16	2	28	5	5	1	34
01	Theo Pinson	g	3-6	0-1	3-4	1	3	4	3	9	2	5	3	33
02	Joel Berry II	g	3-12	0-1	7-8	0	2	2	2	13	4	0	1	34
24	Kenny Williams	g	7-12	3-5	2-2	0	8	8	3	19	1	2	1	35
00	Seventh Woods		0-2	0-1	0-0	0	1	1	1	0	1	0	0	6
03	Andrew Platek		1-2	0-1	0-0	0	0	0	2	2	0	1	0	7
04	Brandon Robinson		2-4	0-0	1-1	2	4	6	2	5	0	0	0	15
05	Jalek Felton		1-2	1-2	0-0	0	0	0	3	1	0	0	0	6
21	Sterling Manley		1-1	0-0	2-2	0	2	2	0	4	0	2	0	8
42	Brandon Huffman		0-0	0-0	0-0	0	0	0	0	0	0	0	0	3
Team						2	2	4						
Totals			31-63	8-16	17-21	11	35	46	13	87	16	14	7	200

FG % 1st Half: 13-27 48.1% 2nd half: 18-36 50.0% Game: 31-63 49.2% Deadball Rebounds 4,2  
3FG % 1st Half: 4-8 50.0% 2nd half: 4-8 50.0% Game: 8-16 50.0%  
FT % 1st Half: 7-11 63.6% 2nd half: 10-10 100.0% Game: 17-21 81.0%

### Arkansas 68 • 4-1

#	Player	Total		3-Ptr	Rebounds			PF	TP	A	TO	Blk	Stl	Min
		FG-FGA	FG-FGA		Off	Def	Tot							
01	Trey Thompson	f	2-3	0-0	0-2	1	1	2	2	4	2	0	1	26
02	Adrio Bailey	f	2-5	0-0	0-0	1	3	4	1	4	0	0	5	18
00	Jaylen Barford	g	9-17	2-6	1-1	0	3	3	4	21	2	3	1	27
04	Daryl Macon	g	2-11	1-5	2-2	0	1	1	0	7	2	1	0	23
31	Anton Beard	g	4-15	2-6	0-0	0	3	3	3	10	4	3	0	18
10	Daniel Gafford		2-4	0-0	1-2	2	4	6	4	5	0	0	2	15
13	Dustin Thomas		1-4	0-0	0-0	2	2	4	3	2	0	2	0	12
20	Darius Hall		1-2	0-0	1-1	1	0	1	1	3	0	0	0	5
23	C.J. Jones		4-11	4-10	0-0	0	2	2	1	12	0	0	0	26
Team						2	2	4						
Totals			27-72	9-27	5-8	9	21	30	19	68	10	9	9	200

FG % 1st Half: 10-31 32.3% 2nd half: 17-41 41.5% Game: 27-72 37.5% Deadball Rebounds 2  
3FG % 1st Half: 4-11 36.4% 2nd half: 5-16 31.3% Game: 9-27 33.3%  
FT % 1st Half: 2-4 50.0% 2nd half: 3-4 75.0% Game: 5-8 62.5%

Officials: Roger Ayers, Randy McCall, A.J. DeSai  
Technical fouls: North Carolina-None. Arkansas-None.  
Attendance:

Score by periods	1st	2nd	Total
North Carolina	37	50	87
Arkansas	26	42	68

	Points	In Paint	Off T/O	2nd Chance	Fast Break	Bench
NC	38	15	6	8	8	14
AR	28	15	6	2	2	22

Last FG - NC 2nd-00:44, AR 2nd-03:32.  
Largest lead - NC by 19 2nd-00:24, AR by 6 1st-15:05.  
NC led for 31:21. AR led for 07:25. Game was tied for 01:14.

Score tied - 1 time.  
Lead changed - 1 time.

# GAME 6

## Arkansas vs UConn Nov. 26, 2017 at 2:44 p.m. at Portland, Ore. (Moda Center)

### Arkansas 102 • 5-1

#	Player	Total		3-Ptr	Rebounds			PF	TP	A	TO	Blk	Stl	Min
		FG-FGA	FG-FGA		Off	Def	Tot							
00	Jaylen Barford	*	9-12	4-5	2-2	0	4	4	0	24	3	2	0	27
01	Trey Thompson	*	0-1	0-0	1-2	0	3	3	1	1	5	0	0	19
02	Adrio Bailey	*	4-7	0-0	0-1	2	2	4	2	8	0	0	1	24
04	Daryl Macon	*	5-9	2-4	4-6	0	3	3	1	16	2	1	0	26
31	Anton Beard	*	2-6	1-3	4-4	1	3	4	2	9	4	1	0	27
10	Daniel Gafford		3-4	0-0	3-6	1	4	5	5	9	0	3	0	14
13	Dustin Thomas		1-2	0-0	5-6	1	3	4	2	7	0	2	0	15
14	JT Plummer		0-0	0-0	0-0	0	0	0	0	0	0	0	0	1
15	Jonathan Holmes		1-2	0-0	0-0	1	0	1	0	2	0	1	0	4
20	Darius Hall		3-3	1-1	0-0	0	6	6	3	7	0	2	0	14
22	Gabe Osabuohien		0-1	0-0	0-0	1	2	3	0	0	1	1	0	8
23	C.J. Jones		5-8	3-6	6-6	0	1	1	1	19	1	0	0	21
Team						1	3	4						
Totals			33-55	11-19	25-33	8	34	42	17	102	16	14	1	200

FG % 1st Half: 16-29 55.2% 2nd half: 17-26 65.4% Game: 33-55 60.0% Deadball Rebounds 4,1  
3FG % 1st Half: 5-9 55.6% 2nd half: 6-10 60.0% Game: 11-19 57.9%  
FT % 1st Half: 8-13 61.5% 2nd half: 17-20 85.0% Game: 25-33 75.8%

### UConn 67 • 4-2

#	Player	Total		3-Ptr	Rebounds			PF	TP	A	TO	Blk	Stl	Min
		FG-FGA	FG-FGA		Off	Def	Tot							
00	Antwone Anderson	*	3-8	1-4	3-5	0	2	2	4	10	2	2	0	36
03	Alterique Gilbert	*	0-5	0-3	1-2	0	1	1	1	1	0	1	0	17
04	Jalen Adams	*	10-21	4-10	1-3	0	3	3	4	25	3	4	0	36
22	Terry Larrier	*	7-14	2-4	2-2	1	1	2	2	18	0	2	0	27
25	Josh Carlton	*	0-0	0-0	1-2	1	1	2	2	1	2	4	0	16
01	Christian Vital		1-7	0-4	4-4	2	2	4	3	6	1	0	0	25
05	Isaiah Whaley		0-0	0-0	0-0	0	0	0	1	0	1	0	0	6
11	Kwintin Williams		0-0	0-0	0-0	0	0	0	1	0	0	0	0	3
12	Tyler Polley		1-2	0-1	0-0	0	0	0	2	2	0	0	0	15
21	Mamadou Diarra		1-4	0-0	2-4	2	3	5	2	4	0	1	1	13
31	Mike Noyes		0-0	0-0	0-0	0	0	0	0	0	0	0	0	1
34	David Onuorah		0-0	0-0	0-0	0	2	2	4	0	0	0	0	5
Team						2	3	5						
Totals			23-61	7-26	14-22	8	18	26	26	67	9	14	1	8

FG % 1st Half: 11-28 39.3% 2nd half: 12-33 36.4% Game: 23-61 37.7% Deadball Rebounds 3  
3FG % 1st Half: 3-12 25.0% 2nd half: 4-14 28.6% Game: 7-26 26.9%  
FT % 1st Half: 6-11 54.5% 2nd half: 8-11 72.7% Game: 14-22 63.6%

Officials: Terry Wymer, Tony Padilla, Mark Schur  
Technical fouls: Arkansas-TEAM. UCONN-None.  
Attendance: 11571  
Daniel Gafford (Ark) fouls out with 6:35 left in the 2nd half

Score by periods	1st	2nd	Total
Arkansas	45	57	102
UConn	31	36	67

	Points	In Paint	Off T/O	2nd Chance	Fast Break	Bench
AR	38	20	9	13	13	44
UConn	36	7	3	7	3	12

Last FG - AR 2nd-00:56, UCONN 2nd-00:27.  
Largest lead - AR by 42 2nd-02:03, UCONN None.  
AR led for 39:49, UCONN led for 00:00. Game was tied for 00:11.

Score tied - 0 times.  
Lead changed - 0 times.

# GAME 7

## Arkansas at Houston Dec. 2, 2017 at 6:30 p.m. at Houston, Texas (H&PE Arena)

### Arkansas 65 • 5-2

#	Player	Total		3-Ptr	Rebounds			PF	TP	A	TO	Blk	Stl	Min
		FG-FGA	FG-FGA		Off	Def	Tot							
01	Trey Thompson	r	0-3	0-0	0-0	0	2	2	4	0	0	3	1	22
02	Adrio Bailey	r	1-2	0-0	2-3	0	1	1	3	4	0	1	0	11
00	Jaylen Barford	g	3-11	0-3	7-9	2	1	3	2	13	2	3	0	36
04	Daryl Macon	g	3-10	1-4	3-5	0	0	0	2	10	1	2	0	29
31	Anton Beard	g	4-10	2-5	3-5	0	2	2	2	13	3	1	0	33
10	Daniel Gafford		1-4	0-0	3-4	3	3	6	2	5	1	1	0	18
13	Dustin Thomas		3-6	0-1	3-4	2	4	6	2	9	0	0	0	28
20	Darius Hall		0-0	0-0	0-0	0	1	1	0	0	0	1	0	3
23	C.J. Jones		4-9	3-6	0-0	0	3	3	2	11	0	1	0	20
Team						1	4	5						
Totals			19-55	6-19	21-30	8	21	29	19	65	7	13	1	200

FG % 1st Half: 8-25 32.0% 2nd half: 11-30 36.7% Game: 19-55 34.5% Deadball Rebounds 7  
3FG % 1st Half: 4-8 50.0% 2nd half: 2-11 18.2% Game: 6-19 31.6%  
FT % 1st Half: 9-12 75.0% 2nd half: 12-18 66.7% Game: 21-30 70.0%

### Houston 91 • 6-1

#	Player		Total		3-Ptr	Rebounds			PF	TP	A	TO	Blk	Stl	Min
			FG-FGA	FG-FGA	FT-FTA	Off	Def	Tot							
15	Devin Davis	r	10-14	1-2	7-8	4	6	10	4	28	2	1	2	0	32
04	Breon Brady	r	0-4	0-0	4-4	0	4	4	3	4	0	2	2	1	16
25	Corey Davis Jr.	g	5-12	5-11	2-3	0	2	2	4	17	3	2	0	2	37
25	Jr., Galen Robinson	g	1-2	0-0	0-0	0	3	3	3	2	9	2	0	3	30
32	Rob Gray	g	3-8	0-2	5-5	0	4	4	3	11	2	3	0	0	23
02	Mike Adewunmi		0-2	0-1	0-0	0	1	1	0	0	0	0	0	0	2
03	Armoni Brooks		3-4	3-4	2-2	0	1	1	0	11	1	0	0	1	11
12	Wes Vanbeck		2-2	1-1	2-4	1	0	1	1	7	0	0	0	0	14
13	Nura Zanna		2-3	0-0	1-2	1	6	7	5	5	1	1	0	0	16
20	Gabe Grant		0-1	0-0	0-0	0	1	1	0	0	0	0	0	0	3
31	Valentine Sangoyomi		0-1	0-0	0-0	0	0	0	0	0	1	0	0	0	3
35	Fabian White Jr.		3-3	0-0	0-0	1	2	3	3	6	0	1	0	1	13
	Team					1	0	1							
Totals			29-56	10-21	23-28	8	30	38	26	91	19	12	4	8	200

# GAME 9 Arkansas vs No. 14 Minnesota Dec. 9, 2017 at 5:45 p.m. at Fayetteville, Ark. (Bud Walton Arena)

Minnesota 79 • 8-3

#	Player	Total		3-Ptr		Rebounds			PF	TP	A		TO	Blk	Stl	Min
		FG-FGA	FG-FGA	FT-FTA	Off	Def	Tot				TO	Blk				
03	Jordan Murphy	f	7-13	0-0	6-11	4	6	10	4	20	1	3	0	0	0	36
22	Reggie Lynch	c	1-3	0-0	3-4	1	2	3	4	5	0	2	1	0	1	14
01	Dupree McBrayer	g	2-4	2-4	0-2	1	1	2	2	6	0	2	1	1	0	28
02	Nate Mason	g	4-12	2-8	7-8	1	3	4	2	17	6	2	0	1	1	35
05	Amir Coffey	g	6-11	1-3	5-6	1	5	6	1	18	1	1	0	0	0	35
11	Isaiah Washington		3-10	0-2	1-1	0	3	3	1	7	1	0	0	0	0	18
20	Davonte Fitzgerald		0-4	0-1	0-0	0	0	0	2	0	0	0	0	0	0	9
41	Gaston Diedhiou		2-3	0-0	2-4	1	2	3	3	6	1	0	0	0	0	18
42	Michael Hurt		0-1	0-1	0-1	0	3	3	0	0	0	0	0	0	0	7
Team						5	0	5								
Totals			25-61	5-19	24-37	14	25	39	19	79	10	10	2	3	3	200

FG % 1st Half: 14-31 45.2% 2nd half: 11-30 36.7% Game: 25-61 41.0% Deadball Rebounds 9  
3FG % 1st Half: 4-11 36.4% 2nd half: 1-8 12.5% Game: 5-19 26.3%  
FT % 1st Half: 10-16 62.5% 2nd half: 14-21 66.7% Game: 24-37 64.9%

Arkansas 95 • 7-2

#	Player		Total		3-Ptr		Rebounds			PF	TP	A	TO	Blk	Stl	Min
			FG-FGA	FG-FGA	FT-FTA	Off	Def	Tot								
10	Daniel Gafford	f	8-8	0-0	0-3	2	5	7	4	16	1	1	6	0	21	
13	Dustin Thomas	f	3-4	0-0	0-0	0	2	2	3	6	2	0	0	0	11	
00	Jaylen Barford	g	9-15	2-5	2-3	0	4	4	1	22	4	0	1	0	36	
04	Daryl Macon	g	4-12	2-8	2-3	0	2	2	2	12	8	2	0	2	30	
31	Anton Beard	g	4-9	1-3	1-2	0	3	3	3	10	6	2	0	0	31	
01	Trey Thompson		1-3	0-0	0-0	2	4	6	4	2	2	2	2	2	19	
02	Adrio Bailey		3-7	0-0	0-0	1	1	2	3	6	0	0	0	0	15	
05	Arlando Cook		1-1	0-0	2-2	1	1	2	2	4	0	0	0	1	14	
20	Darrious Hall		1-2	0-0	0-0	0	2	2	2	2	0	0	0	0	8	
23	C.J. Jones		5-7	5-7	0-0	0	1	1	3	15	0	1	0	0	15	
Team						2	0	2				1				
Totals			39-68	10-23	7-13	8	25	33	27	95	23	9	9	5	200	

FG % 1st Half: 22-33 66.7% 2nd half: 17-35 48.6% Game: 39-68 57.4% Deadball Rebounds 2,1  
3FG % 1st Half: 5-11 45.5% 2nd half: 5-12 41.7% Game: 10-23 43.5%  
FT % 1st Half: 1-4 25.0% 2nd half: 6-9 66.7% Game: 7-13 53.8%

Officials: Pat Adams, Wil Howard, Peter Juzenas  
Technical fouls: Minnesota-None. Arkansas-None.  
Attendance: 17583

Score by periods	1st	2nd	Total
Minnesota	42	37	79
Arkansas	50	45	95

Last FG - MINN 2nd-00:33, AR 2nd-00:47.  
Largest lead - MINN None, AR by 19 2nd-07:59.  
MINN led for 00:00. AR led for 39:19. Game was tied for 00:41.

	Points	In	Off	2nd	Fast	Bench
MINN	AR	Paint	T/O	Chance	Break	
AR	46	12	12	15	11	13
						29

Score tied - 0 times.  
Lead changed - 0 times.

# GAME 10 Arkansas vs Troy Dec. 16, 2017 at 7 p.m. at North Little Rock, Ark. (Verizon Arena)

Troy 63 • 5-6

#	Player	Total		3-Ptr		Rebounds			PF	TP	A		TO	Blk	Stl	Min
		FG-FGA	FG-FGA	FT-FTA	Off	Def	Tot				TO	Blk				
04	Jr, Juan Davis	f	3-11	2-7	1-2	0	6	6	3	9	0	2	1	0	0	36
30	Alex Hicks	f	6-12	0-2	4-4	5	5	10	3	16	0	0	1	1	1	31
00	Kevin Baker	g	0-9	0-5	1-4	0	2	2	2	1	2	4	0	0	1	23
03	Wesley Person	g	5-15	4-11	11-13	0	5	5	1	25	4	2	0	0	0	36
24	Shawn Hopkins	g	0-0	0-0	0-0	0	0	0	0	0	0	0	1	1	1	17
01	Javan Johnson		1-2	1-2	0-0	0	1	1	2	3	0	2	0	0	0	6
02	Darian Adams		0-2	0-1	0-0	0	1	2	3	0	0	0	0	0	1	21
05	Malik Burnett		1-1	1-1	0-0	0	0	0	0	3	0	0	0	0	0	2
11	BJ Miller		2-7	0-0	2-2	0	3	3	3	6	3	0	1	0	0	28
22	Whit Moreman		0-0	0-0	0-0	0	0	0	0	0	0	0	0	0	0	0+
Team						3	2	5								
Totals			18-59	8-29	19-25	9	26	35	14	63	9	10	4	4	4	200

FG % 1st Half: 9-32 28.1% 2nd half: 9-27 33.3% Game: 18-59 30.5% Deadball Rebounds 3  
3FG % 1st Half: 5-18 27.8% 2nd half: 3-11 27.3% Game: 8-29 27.6%  
FT % 1st Half: 2-4 50.0% 2nd half: 17-21 81.0% Game: 19-25 76.0%

Arkansas 88 • 8-2

#	Player		Total		3-Ptr	Rebounds					PF	TP	A	TO	Blk	Stl	Min
			FG-FGA	FG-FGA	FT-FTA	Off	Def	Tot									
10	Daniel Gafford	f	4-6	0-0	2-6	1	5	6	4	10	1	0	3	0	0	24	
13	Dustin Thomas	f	1-1	0-0	0-0	2	3	5	2	2	0	0	0	0	0	17	
00	Jaylen Barford	g	2-11	1-5	2-4	1	6	7	1	7	5	0	0	0	1	30	
04	Daryl Macon	g	8-14	5-9	4-4	0	3	3	2	25	5	0	0	0	3	30	
31	Anton Beard	g	5-10	1-5	0-0	0	2	2	2	11	2	2	0	1	1	28	
01	Trey Thompson		3-3	0-0	2-2	1	2	3	2	8	1	2	2	1	1	14	
02	Adrio Bailey		5-8	0-0	0-0	3	3	6	3	10	2	1	1	0	0	16	
05	Arlando Cook		0-1	0-0	0-0	0	3	3	0	0	1	0	0	0	0	9	
15	Jonathan Holmes		1-2	1-1	0-0	0	0	0	0	3	0	0	0	0	0	1	
20	Darrious Hall		2-2	0-0	0-0	0	2	2	4	4	0	0	1	0	1	12	
22	Gabe Osabuohien		1-1	0-0	0-1	0	2	2	0	2	1	0	0	0	0	2	
23	C.J. Jones		2-5	0-3	2-2	0	2	2	0	6	1	1	1	1	1	17	
Team						0	1	1									
Totals			34-64	8-23	12-19	8	34	42	20	88	19	6	8	7	7	200	

FG % 1st Half: 18-29 62.1% 2nd half: 16-35 45.7% Game: 34-64 53.1% Deadball Rebounds 3,1  
3FG % 1st Half: 5-12 41.7% 2nd half: 3-11 27.3% Game: 8-23 34.8%  
FT % 1st Half: 4-6 66.7% 2nd half: 8-13 61.5% Game: 12-19 63.2%

Officials: Karl Hess, Peter Juzenas, Glenn Tuitt  
Technical fouls: Troy-Kevin Baker. Arkansas-None.  
Attendance: 16416

Score by periods	1st	2nd	Total
Troy	25	38	63
Arkansas	45	43	88

Last FG - TROY 2nd-00:26, AR 2nd-00:05.  
Largest lead - TROY by 6 1st-18:47, AR by 25 2nd-01:43.  
TROY led for 04:10. AR led for 35:38. Game was tied for 00:12.

Score tied - 0 times.  
Lead changed - 1 time.

# GAME 11 Arkansas vs Oral Roberts Dec. 19, 2017 at 7 p.m. at Fayetteville, Ark. (Bud Walton Arena)

Oral Roberts 69 • 4-10

#	Player	Total		3-Ptr	Rebounds					PF	TP	A	TO	Blk	Stl	Min
		FG-FGA	FG-FGA	FT-FTA	Off	Def	Tot									
23	Emmanuel Nzekwesi	r	10-13	2-5	0-0	0	2	2	3	22	2	5	1	2	34	
25	Javan White	r	2-5	0-0	0-0	6	10	16	1	4	3	3	0	0	32	
52	Chris Miller	r	4-5	0-0	2-4	3	1	4	3	10	0	2	0	0	15	
10	Sam Kearns	g	1-7	1-6	0-0	0	1	1	1	3	4	3	0	0	25	
24	R.J. Fuqua	g	7-15	4-8	1-1	0	3	3	2	19	3	3	0	1	35	
03	Jontray Harris		1-4	0-2	0-0	0	2	2	0	2	2	3	0	0	22	
20	Spencer Sutton		1-2	1-2	0-0	0	0	0	4	3	2	4	0	0	12	
33	Emir Ahmedic		0-0	0-0	0-0	0	1	1	0	0	0	1	1	0	4	
44	Albert Owens		3-4	0-0	0-2	1	3	4	0	6	2	2	0	1	21	
Team						1	0	1				1				
Totals			29-55	8-23	3-7	11	23	34	14	69	18	27	2	4	200	

FG % 1st Half: 10-24 41.7% 2nd half: 19-31 61.3% Game: 29-55 52.7% Deadball Rebounds 2  
3FG % 1st Half: 3-11 27.3% 2nd half: 5-12 41.7% Game: 8-23 34.8%  
FT % 1st Half: 0-2 0.0% 2nd half: 3-5 60.0% Game: 3-7 42.9%

Arkansas 104 • 9-2

#	Player		Total		3-Ptr		Rebounds			PF	TP	A			TO	Blk	Stl	Min
			FG	FGA	FG	FGA	FT	FTA	Off			Def	Tot					
10	Daniel Gafford	f	5-7	0-0	2-3	2	2	4	1	12	4	1	2	0	0	0	22	
13	Dustin Thomas	f	2-6	0-0	0-2	0	1	1	2	4	3	0	0	0	0	0	19	
00	Jaylen Barford	g	8-9	2-2	0-1	1	2	3	0	18	4	1	0	5	24	0	0	
04	Daryl Macon	g	4-10	4-9	2-2	0	3	3	1	14	3	0	1	1	1	1	27	
31	Anton Beard	g	5-8	2-3	2-4	3	1	4	3	14	4	1	0	2	2	0	29	
01	Trey Thompson		1-3	0-0	0-0	1	2	3	1	2	1	1	0	1	0	1	13	
02	Adrio Bailey		3-3	0-0	0-1	0	1	1	0	6	2	1	2	2	2	0	12	
05	Arlando Cook		3-5	0-0	0-0	0	1	1	0	6	1	1	0	1	1	0	13	
14	JT Plummer		0-0	0-0	0-0	0	0	0	0	0	0	0	0	0	0	0	0+	
15	Jonathan Holmes		1-2	0-1	0-0	0	0	0	0	2	0	0	0	0	0	0	2	
20	Darius Hall		4-6	1-2	2-2	2	1	3	2	11	3	2	0	2	0	0	15	
22	Gabe Osabuohien		0-0	0-0	0-0	0	0	0	0	0	0	0	0	0	0	0	5	
23	C.J. Jones		5-10	5-8	0-0	0	2	2	2	15	2	1	2	0	0	0	19	
	Team					0	0	0										
Totals			41-69	14-25	8-15	9	16	25	12	104	27	9	7	14			200	

<b>RECORD:</b>	<b>OVERALL</b>	<b>HOME</b>	<b>AWAY</b>	<b>NEUTRAL</b>
ALL GAMES	10-2	7-0	0-1	3-1
CONFERENCE	0-0	0-0	0-0	0-0
NON-CONFERENCE	10-2	7-0	0-1	3-1

#	Player	gp-gs	min	avg	Total		3-Point		F-Throw		Rebounds				pf	dq	a	to	blk	stl	pts	avg
					fg-fga	fg%	3fg-fga	3fg%	ft-fa	ft%	off	def	tot	avg								
00	Jaylen Barford	12-12	354	29.5	82-158	.519	26-56	.464	33-50	.660	11	38	49	4.1	22	0	41	18	5	12	223	18.6
04	Daryl Macon	12-12	349	29.1	57-127	.449	31-71	.437	39-46	.848	2	25	27	2.3	19	0	50	17	2	18	184	15.3
31	Anton Beard	12-12	355	29.6	48-118	.407	15-47	.319	34-41	.829	9	25	34	2.8	29	0	39	18	1	12	145	12.1
10	Daniel Gafford	12-4	240	20.0	52-79	.658	0-0	.000	36-61	.590	19	56	75	6.3	43	3	12	11	23	9	140	11.7
23	C.J. Jones	12-0	228	19.0	44-90	.489	26-60	.433	12-13	.923	0	25	25	2.1	12	0	9	6	3	5	126	10.5
02	Adrio Bailey	12-7	209	17.4	34-55	.618	0-0	.000	10-16	.625	17	26	43	3.6	25	0	12	9	16	6	78	6.5
13	Dustin Thomas	9-5	171	19.0	18-35	.514	0-1	.000	15-20	.750	12	27	39	4.3	22	0	7	8	0	6	51	5.7
20	Darius Hall	12-0	142	11.8	22-42	.524	5-13	.385	10-17	.588	7	25	32	2.7	27	0	5	15	3	7	59	4.9
01	Trey Thompson	12-8	218	18.2	17-33	.515	0-0	.000	5-12	.417	17	34	51	4.3	28	0	25	16	8	9	39	3.3
05	Arlando Cook	5-0	61	12.2	5-12	.417	0-0	.000	2-2	1.000	3	9	12	2.4	3	0	4	1	0	3	12	2.4
15	Jonathan Holmes	7-0	16	2.3	5-13	.385	2-6	.333	1-2	.500	1	1	2	0.3	1	0	1	1	0	1	13	1.9
22	Gabe Osabuohien	8-0	51	6.4	5-11	.455	0-2	.000	0-5	.000	4	7	11	1.4	8	0	3	3	1	1	10	1.3
14	JT Plummer	6-0	6	1.0	0-0	.000	0-0	.000	0-0	.000	0	0	0	0.0	0	0	0	0	0	0	0	0.0
Team											14	15	29					2				
Total.....		12	2400		389-773	.503	105-256	.410	197-285	.691	116	313	429	35.8	239	3	208	125	62	89	1080	90.0
Opponents.....		12	2400		300-716	.419	95-289	.329	182-268	.679	131	293	424	35.3	246	-	155	195	35	60	877	73.1

TEAM STATISTICS	AR	OPP	Date	Opponent	Score	Att.
SCORING	1080	877	11/10/17	SAMFORD	w 95-56	13407
Points per game	90.0	73.1	11/12/17	BUCKNELL	w 101-73	13404
Scoring margin	+16.9	-	11/17/17	FRESNO STATE	w 83-75	15051
FIELD GOALS-ATT	389-773	300-716	11/23/17	vs Oklahoma	w 92-83	11294
Field goal pct	.503	.419	11/24/17	vs North Carolina	L 68-87	6603
3 POINT FG-ATT	105-256	95-289	11/26/17	vs UCONN	w 102-67	11571
3-point FG pct	.410	.329	12/02/17	at Houston	L 65-91	4186
3-pt FG made per game	8.8	7.9	12/05/17	COLORADO STATE	w 92-66	13634
FREE THROWS-ATT	197-285	182-268	12/09/17	MINNESOTA	w 95-79	17583
Free throw pct	.691	.679	12/16/17	vs Troy	w 88-63	16416
F-Throws made per game	16.4	15.2	12/19/17	ORAL ROBERTS	w 104-69	13945
REBOUNDS	429	424	12/27/17	CSU BAKERSFIELD	w 95-68	15829
Rebounds per game	35.8	35.3				
Rebounding margin	+0.4	-				
ASSISTS	208	155				
Assists per game	17.3	12.9				
TURNOVERS	125	195				
Turnovers per game	10.4	16.3				
Turnover margin	+5.8	-				
Assist/turnover ratio	1.7	0.8				
STEALS	89	60				
Steals per game	7.4	5.0				
BLOCKS	62	35				
Blocks per game	5.2	2.9				
ATTENDANCE	102853	50070				
Home games-Avg/Game	7-14693	1-4186				
Neutral site-Avg/Game	-	4-11471				

\* - Conference game

Score by Periods	1st	2nd	Totals
Arkansas	528	552	1080
Opponents	392	485	877

RECORD:	OVERALL	HOME	AWAY	NEUTRAL
ALL GAMES	7-0	7-0	0-0	0-0
CONFERENCE	0-0	0-0	0-0	0-0
NON-CONFERENCE	7-0	7-0	0-0	0-0

#	Player	gp-gs	min	avg	Total		3-Point		F-Throw		Rebounds				pf	dq	a	to	blk	stl	pts	avg
					fg-fga	fg%	3fg-fga	3fg%	ft-fa	ft%	off	def	tot	avg								
00	Jaylen Barford	7-7	200	28.6	52-88	.591	16-30	.533	19-30	.633	8	22	30	4.3	13	0	27	8	2	9	139	19.9
04	Daryl Macon	7-7	207	29.6	32-70	.457	16-41	.390	19-22	.864	2	13	15	2.1	12	0	39	10	2	11	99	14.1
10	Daniel Gafford	7-3	144	20.6	38-55	.691	0-0	.000	22-37	.595	12	32	44	6.3	24	2	8	4	17	5	98	14.0
31	Anton Beard	7-7	194	27.7	29-65	.446	9-27	.333	21-26	.808	7	13	20	2.9	18	0	23	8	1	8	88	12.6
23	C.J. Jones	7-0	134	19.1	28-53	.528	16-33	.485	4-5	.800	0	16	16	2.3	7	0	7	3	2	2	76	10.9
13	Dustin Thomas	4-4	66	16.5	11-20	.550	0-0	.000	4-6	.667	2	9	11	2.8	9	0	7	1	0	2	26	6.5
20	Darius Hall	7-0	101	14.4	16-34	.471	4-12	.333	8-14	.571	6	15	21	3.0	18	0	5	12	2	6	44	6.3
02	Adrio Bailey	7-3	123	17.6	19-27	.704	0-0	.000	5-8	.625	8	13	21	3.0	15	0	9	7	8	5	43	6.1
01	Trey Thompson	7-4	122	17.4	11-21	.524	0-0	.000	2-6	.333	13	24	37	5.3	17	0	12	10	4	5	24	3.4
05	Arlando Cook	4-0	52	13.0	5-11	.455	0-0	.000	2-2	1.000	3	6	9	2.3	3	0	3	1	0	3	12	3.0
15	Jonathan Holmes	5-0	11	2.2	3-9	.333	1-5	.200	1-2	.500	0	1	1	0.2	1	0	1	0	0	1	8	1.6
22	Gabe Osabuohien	6-0	41	6.8	4-9	.444	0-2	.000	0-4	.000	3	3	6	1.0	8	0	1	2	1	0	8	1.3
14	JT Plummer	5-0	5	1.0	0-0	.000	0-0	.000	0-0	.000	0	0	0	0.0	0	0	0	0	0	0	0	0.0
Team											9	5	14					1				
Total.....		7	1400		248-462	.537	62-150	.413	107-162	.660	73	172	245	35.0	145	2	142	67	39	57	665	95.0
Opponents.....		7	1400		169-412	.410	54-168	.321	94-152	.618	89	155	244	34.9	143	-	87	126	15	29	486	69.4

TEAM STATISTICS	AR	OPP
SCORING	665	486
Points per game	95.0	69.4
Scoring margin	+25.6	-
FIELD GOALS-ATT	248-462	169-412
Field goal pct	.537	.410
3 POINT FG-ATT	62-150	54-168
3-point FG pct	.413	.321
3-pt FG made per game	8.9	7.7
FREE THROWS-ATT	107-162	94-152
Free throw pct	.660	.618
F-Throws made per game	15.3	13.4
REBOUNDS	245	244
Rebounds per game	35.0	34.9
Rebounding margin	+0.1	-
ASSISTS	142	87
Assists per game	20.3	12.4
TURNOVERS	67	126
Turnovers per game	9.6	18.0
Turnover margin	+8.4	-
Assist/turnover ratio	2.1	0.7
STEALS	57	29
Steals per game	8.1	4.1
BLOCKS	39	15
Blocks per game	5.6	2.1
ATTENDANCE	102853	0
Home games-Avg/Game	7-14693	0-0
Neutral site-Avg/Game	-	0-0

Date	Opponent		Score	Att.
11/10/17	SAMFORD	w	95-56	13407
11/12/17	BUCKNELL	w	101-73	13404
11/17/17	FRESNO STATE	w	83-75	15051
12/05/17	COLORADO STATE	w	92-66	13634
12/09/17	MINNESOTA	w	95-79	17583
12/19/17	ORAL ROBERTS	w	104-69	13945
12/27/17	CSU BAKERSFIELD	w	95-68	15829

\* - Conference game

Score by Periods	1st	2nd	Totals
Arkansas	333	332	665
Opponents	210	276	486

0		JAYLEN <b>BARFORD</b> ▪ SR ▪ G ▪ 6-3 ▪ 202 Jackson, Tenn. ▪ Motlow State CC	<table><tr><th>YEAR</th><th>GP/GS</th><th>PPG</th><th>APG</th><th>RPG</th><th>FG%</th><th>3FG%</th><th>FT%</th></tr><tr><td>2017-18</td><td>12/12</td><td>18.6</td><td>3.4</td><td>4.1</td><td>.519</td><td>.464</td><td>.660</td></tr><tr><td>Career</td><td>48/42</td><td>14.2</td><td>2.4</td><td>3.9</td><td>.461</td><td>.333</td><td>.723</td></tr></table>	YEAR	GP/GS	PPG	APG	RPG	FG%	3FG%	FT%	2017-18	12/12	18.6	3.4	4.1	.519	.464	.660	Career	48/42	14.2	2.4	3.9	.461	.333	.723	<ul style="list-style-type: none"><li>Is third in the SEC in scoring at 18.6 points per game.</li><li>Has 9 career 20-pt games, 7 away from Bud Walton Arena.</li><li>Named to preseason coaches All-SEC second team.</li><li>Named to PK80 Victory Bracket All-Tournament team after averaging 21.3 points per game.</li></ul>	<b>CAREER HIGHS</b> PTS: 27 - Bucknell (11/12/17) AST: 6 - (2x), last vs. Samford (11/10/17) REB: 7 - (3x), last vs. Troy (12/16/17) STL: 5 - Oral Roberts (12/19/17)
YEAR	GP/GS	PPG	APG	RPG	FG%	3FG%	FT%																						
2017-18	12/12	18.6	3.4	4.1	.519	.464	.660																						
Career	48/42	14.2	2.4	3.9	.461	.333	.723																						
1		TREY <b>THOMPSON</b> ▪ SR ▪ F ▪ 6-9 ▪ 265 Madison, Ark. ▪ Forrest City HS	<table><tr><th>YEAR</th><th>GP/GS</th><th>PPG</th><th>RPG</th><th>BPG</th><th>APG</th><th>FG%</th><th>FT%</th></tr><tr><td>2017-18</td><td>12/8</td><td>3.3</td><td>4.3</td><td>0.7</td><td>2.1</td><td>.515</td><td>.417</td></tr><tr><td>Career</td><td>91/9</td><td>2.4</td><td>3.3</td><td>0.7</td><td>1.3</td><td>.578</td><td>.573</td></tr></table>	YEAR	GP/GS	PPG	RPG	BPG	APG	FG%	FT%	2017-18	12/8	3.3	4.3	0.7	2.1	.515	.417	Career	91/9	2.4	3.3	0.7	1.3	.578	.573	<ul style="list-style-type: none"><li>2nd on team with 51 total rebounds.</li><li>2nd on the team with 91 games played as a Razorback.</li><li>Tied for team lead with 36 asts last year during SEC play.</li><li>Leads all Arkansas forwards with 25 assists, including two 5-assist performances in the PK80.</li></ul>	<b>CAREER HIGHS</b> PTS: 13 - LSU (02/23/16) REB: 11 - (2x), last vs. Bucknell (11/12/17) BLK: 4 - Texas Tech (01/30/16) AST: 6 - Texas A&M (02/22/17)
YEAR	GP/GS	PPG	RPG	BPG	APG	FG%	FT%																						
2017-18	12/8	3.3	4.3	0.7	2.1	.515	.417																						
Career	91/9	2.4	3.3	0.7	1.3	.578	.573																						
2		ADRIO <b>BAILEY</b> ▪ SO ▪ F ▪ 6-6 ▪ 204 Campti, La. ▪ Lakeview HS	<table><tr><th>YEAR</th><th>GP/GS</th><th>PPG</th><th>RPG</th><th>BPG</th><th>APG</th><th>FG%</th><th>FT%</th></tr><tr><td>2017-18</td><td>12/7</td><td>6.5</td><td>3.6</td><td>1.3</td><td>1.0</td><td>.618</td><td>.625</td></tr><tr><td>Career</td><td>39/9</td><td>3.3</td><td>2.0</td><td>0.6</td><td>0.5</td><td>.596</td><td>.457</td></tr></table>	YEAR	GP/GS	PPG	RPG	BPG	APG	FG%	FT%	2017-18	12/7	6.5	3.6	1.3	1.0	.618	.625	Career	39/9	3.3	2.0	0.6	0.5	.596	.457	<ul style="list-style-type: none"><li>Recorded a career-high 15 pts in the season opener.</li><li>Is second on the team with 11 dunks. Had four vs. Troy.</li><li>Had career-high 5 blocks against North Carolina.</li><li>Started first 7 games, after making 2 starts last year.</li><li>Has 12 asts in 12 games, only totaled 7 last yr in 27 games.</li></ul>	<b>CAREER HIGHS</b> PTS: 15 - Samford (11/10/17) REB: 7 - (2x), last vs. Oklahoma (11/23/17) BLK: 5 - North Carolina (11/24/17) AST: 3 - Fresno State (11/17/17)
YEAR	GP/GS	PPG	RPG	BPG	APG	FG%	FT%																						
2017-18	12/7	6.5	3.6	1.3	1.0	.618	.625																						
Career	39/9	3.3	2.0	0.6	0.5	.596	.457																						
3		KHALIL <b>GARLAND</b> ▪ FR ▪ G ▪ 6-5 ▪ 198 Little Rock, Ark. ▪ Parkview HS	<table><tr><th>YEAR</th><th>GP/GS</th><th>PPG</th><th>APG</th><th>SPG</th><th>FG%</th><th>3FG%</th><th>FT%</th></tr><tr><td>2017-18</td><td>--/--</td><td>--</td><td>--</td><td>--</td><td>--</td><td>--</td><td>--</td></tr><tr><td>Career</td><td>--/--</td><td>--</td><td>--</td><td>--</td><td>--</td><td>--</td><td>--</td></tr></table>	YEAR	GP/GS	PPG	APG	SPG	FG%	3FG%	FT%	2017-18	--/--	--	--	--	--	--	--	Career	--/--	--	--	--	--	--	--	<ul style="list-style-type: none"><li>Ranked the No. 2 player in the state of Arkansas.</li><li>Tabbed a 4-star and No. 55 overall guard by ESPN.</li><li>Is not cleared for full participation at this time due to an ongoing health matter.</li></ul>	<b>CAREER HIGHS</b> PTS: AST: REB: 3FGM:
YEAR	GP/GS	PPG	APG	SPG	FG%	3FG%	FT%																						
2017-18	--/--	--	--	--	--	--	--																						
Career	--/--	--	--	--	--	--	--																						
4		DARYL <b>MACON</b> ▪ SR ▪ G ▪ 6-3 ▪ 185 Little Rock, Ark. ▪ Holmes CC	<table><tr><th>YEAR</th><th>GP/GS</th><th>PPG</th><th>APG</th><th>SPG</th><th>FG%</th><th>3FG%</th><th>FT%</th></tr><tr><td>2017-18</td><td>12/12</td><td>15.3</td><td>4.2</td><td>1.5</td><td>.449</td><td>.437</td><td>.848</td></tr><tr><td>Career</td><td>48/33</td><td>13.9</td><td>2.7</td><td>1.2</td><td>.452</td><td>.402</td><td>.862</td></tr></table>	YEAR	GP/GS	PPG	APG	SPG	FG%	3FG%	FT%	2017-18	12/12	15.3	4.2	1.5	.449	.437	.848	Career	48/33	13.9	2.7	1.2	.452	.402	.862	<ul style="list-style-type: none"><li>Named to preseason coaches All-SEC second team.</li><li>Led team with a season-high 27 pts against Oklahoma.</li><li>Has 17 straight asts without a turnover over the last 4+ games.</li><li>Named SEC Player of the Week on Dec. 18, following 25-point effort against Troy in North Little Rock.</li></ul>	<b>CAREER HIGHS</b> PTS: 30 - Ole Miss (02/18/17) AST: 8 - (2x), last vs. CSU Bakersfield (12/27/17) STL: 4 - Fort Wayne (11/11/16) 3FGM: 6 - (2x), last vs. Oklahoma (11/23/17)
YEAR	GP/GS	PPG	APG	SPG	FG%	3FG%	FT%																						
2017-18	12/12	15.3	4.2	1.5	.449	.437	.848																						
Career	48/33	13.9	2.7	1.2	.452	.402	.862																						
5		ARLANDO <b>COOK</b> ▪ SR ▪ F ▪ 6-8 ▪ 215 St. Louis, Mo. ▪ Connors State College	<table><tr><th>YEAR</th><th>GP/GS</th><th>PPG</th><th>RPG</th><th>BPG</th><th>APG</th><th>FG%</th><th>FT%</th></tr><tr><td>2017-18</td><td>5/0</td><td>2.4</td><td>2.4</td><td>--</td><td>0.8</td><td>.417</td><td>1.000</td></tr><tr><td>Career</td><td>41/7</td><td>2.8</td><td>2.3</td><td>0.3</td><td>0.4</td><td>.436</td><td>.667</td></tr></table>	YEAR	GP/GS	PPG	RPG	BPG	APG	FG%	FT%	2017-18	5/0	2.4	2.4	--	0.8	.417	1.000	Career	41/7	2.8	2.3	0.3	0.4	.436	.667	<ul style="list-style-type: none"><li>Had 4 pts, 2 rebs and 1 steal against Minnesota in 14 mins.</li><li>Played 15 mins vs. CSU in first game back, tallying 4 rebs.</li><li>Started 7 games and played in all 36 contests as a junior.</li><li>Averaged 2.8 points and 2.3 rebounds per game last year.</li><li>Ranked the No. 6 junior college transfer in 2016 class.</li></ul>	<b>CAREER HIGHS</b> PTS: 9 - Southern Illinois (11/14/16) REB: 7 - at Texas A&M (01/17/17) BLK: 3 - (5x), last vs. Sam Houston St. (12/20/16) AST: 2 - (4x), last vs. Colorado St. (12/05/17)
YEAR	GP/GS	PPG	RPG	BPG	APG	FG%	FT%																						
2017-18	5/0	2.4	2.4	--	0.8	.417	1.000																						
Career	41/7	2.8	2.3	0.3	0.4	.436	.667																						
10		DANIEL <b>GAFFORD</b> ▪ FR ▪ F ▪ 6-11 ▪ 234 El Dorado, Ark. ▪ El Dorado HS	<table><tr><th>YEAR</th><th>GP/GS</th><th>PPG</th><th>RPG</th><th>BPG</th><th>APG</th><th>FG%</th><th>FT%</th></tr><tr><td>2017-18</td><td>12/4</td><td>11.7</td><td>6.3</td><td>1.9</td><td>1.0</td><td>.658</td><td>.590</td></tr><tr><td>Career</td><td>12/4</td><td>11.7</td><td>6.3</td><td>1.9</td><td>1.0</td><td>.658</td><td>.590</td></tr></table>	YEAR	GP/GS	PPG	RPG	BPG	APG	FG%	FT%	2017-18	12/4	11.7	6.3	1.9	1.0	.658	.590	Career	12/4	11.7	6.3	1.9	1.0	.658	.590	<ul style="list-style-type: none"><li>Named SEC Freshman of the Week on Dec. 11.</li><li>Rank second in the SEC in field goal percentage.</li><li>Has more dunks than six SEC teams (28).</li><li>Went 8-of-8 against Minnesota for 16 pts, 7 rebs and 6 blocks.</li><li>Led team with 25 pts against Fresno St., having 6 dunks.</li></ul>	<b>CAREER HIGHS</b> PTS: 25 - Fresno State (11/17/17) AST: 4 - Oral Roberts (12/19/17) REB: 12 - CSU Bakersfield (12/27/17) BLK: 6 - Minnesota (12/09/17)
YEAR	GP/GS	PPG	RPG	BPG	APG	FG%	FT%																						
2017-18	12/4	11.7	6.3	1.9	1.0	.658	.590																						
Career	12/4	11.7	6.3	1.9	1.0	.658	.590																						
13		DUSTIN <b>THOMAS</b> ▪ SR ▪ F ▪ 6-8 ▪ 225 Texarkana, Texas ▪ University of Colorado	<table><tr><th>YEAR</th><th>GP/GS</th><th>PPG</th><th>RPG</th><th>BPG</th><th>SPG</th><th>FG%</th><th>FT%</th></tr><tr><td>2017-18</td><td>9/5</td><td>5.7</td><td>4.3</td><td>--</td><td>0.7</td><td>.514</td><td>.750</td></tr><tr><td>Career</td><td>112/49</td><td>4.5</td><td>3.0</td><td>0.2</td><td>0.4</td><td>.458</td><td>.643</td></tr></table>	YEAR	GP/GS	PPG	RPG	BPG	SPG	FG%	FT%	2017-18	9/5	5.7	4.3	--	0.7	.514	.750	Career	112/49	4.5	3.0	0.2	0.4	.458	.643	<ul style="list-style-type: none"><li>Tied career high with 9 boards against Oklahoma.</li><li>Started 27 games last year as a redshirt junior.</li><li>Has six 4-plus rebound efforts in nine games this season.</li><li>Finished with 13 pts and 5 rebs in against Seton Hall in the NCAA Tournament.</li></ul>	<b>CAREER HIGHS</b> PTS: 17 - USC (01/04/15) REB: 9 - (2x), last vs. Oklahoma (11/23/17) BLK: 2 - (2x), last vs. California (2/12/15) STL: 3 - (2x), last at LSU (02/11/17)
YEAR	GP/GS	PPG	RPG	BPG	SPG	FG%	FT%																						
2017-18	9/5	5.7	4.3	--	0.7	.514	.750																						
Career	112/49	4.5	3.0	0.2	0.4	.458	.643																						
20		DARIOUS <b>HALL</b> ▪ FR ▪ F ▪ 6-6 ▪ 210 Little Rock, Ark. ▪ Mills University Studies HS	<table><tr><th>YEAR</th><th>GP/GS</th><th>PPG</th><th>RPG</th><th>SPG</th><th>FG%</th><th>3FG%</th><th>FT%</th></tr><tr><td>2017-18</td><td>12/0</td><td>4.9</td><td>2.7</td><td>0.6</td><td>.524</td><td>.385</td><td>.588</td></tr><tr><td>Career</td><td>12/0</td><td>4.9</td><td>2.7</td><td>0.6</td><td>.524</td><td>.385</td><td>.588</td></tr></table>	YEAR	GP/GS	PPG	RPG	SPG	FG%	3FG%	FT%	2017-18	12/0	4.9	2.7	0.6	.524	.385	.588	Career	12/0	4.9	2.7	0.6	.524	.385	.588	<ul style="list-style-type: none"><li>Broke season high in scoring in each of the last two games (11 - ORU &amp; 14 - CSUB).</li><li>Named 3X All-State and 2017 5A State Tournament MVP.</li><li>Ranked the No. 4 player in the state of Arkansas.</li><li>Earned a four-star rating by ESPN.</li></ul>	<b>CAREER HIGHS</b> PTS: 14 - CSU Bakersfield (12/27/17) AST: 3 - Oral Roberts (12/19/17) REB: 6 - UConn (11/26/17) BLK: 2 - Bucknell (11/12/17)
YEAR	GP/GS	PPG	RPG	SPG	FG%	3FG%	FT%																						
2017-18	12/0	4.9	2.7	0.6	.524	.385	.588																						
Career	12/0	4.9	2.7	0.6	.524	.385	.588																						
22		GABE <b>OSABUOHEN</b> ▪ FR ▪ F ▪ 6-8 ▪ 219 Toronto, Canada ▪ Southwest Christian Aca.	<table><tr><th>YEAR</th><th>GP/GS</th><th>PPG</th><th>APG</th><th>BPG</th><th>SPG</th><th>FG%</th><th>FT%</th></tr><tr><td>2017-18</td><td>8/0</td><td>1.3</td><td>0.4</td><td>0.1</td><td>0.1</td><td>.455</td><td>.000</td></tr><tr><td>Career</td><td>8/0</td><td>1.3</td><td>0.4</td><td>0.1</td><td>0.1</td><td>.455</td><td>.000</td></tr></table>	YEAR	GP/GS	PPG	APG	BPG	SPG	FG%	FT%	2017-18	8/0	1.3	0.4	0.1	0.1	.455	.000	Career	8/0	1.3	0.4	0.1	0.1	.455	.000	<ul style="list-style-type: none"><li>Has taken 4 of the teams' 23 charges this season. 2nd on team.</li><li>Ranked the No. 5 player in the state of Arkansas.</li><li>Ranked the No. 63 small forward by 247Sports.</li><li>Played for Team Loaded N. Carolina on the Adidas Circuit.</li></ul>	<b>CAREER HIGHS</b> PTS: 4 - Colorado State (12/05/17) AST: 1 - (3x), last vs. CSU Bakersfield (12/27/17) REB: 3 - (2x), last vs. Colorado St. (12/05/17) BLK: 1 - CSU Bakersfield (12/27/17)
YEAR	GP/GS	PPG	APG	BPG	SPG	FG%	FT%																						
2017-18	8/0	1.3	0.4	0.1	0.1	.455	.000																						
Career	8/0	1.3	0.4	0.1	0.1	.455	.000																						
23		C.J. <b>JONES</b> ▪ SO ▪ G ▪ 6-5 ▪ 175 Birmingham, Ala. ▪ Central Park Christian	<table><tr><th>YEAR</th><th>GP/GS</th><th>PPG</th><th>APG</th><th>SPG</th><th>FG%</th><th>3FG%</th><th>FT%</th></tr><tr><td>2017-18</td><td>12/0</td><td>10.5</td><td>0.8</td><td>0.4</td><td>.489</td><td>.433</td><td>.923</td></tr><tr><td>Career</td><td>33/0</td><td>5.4</td><td>0.5</td><td>0.2</td><td>.484</td><td>.452</td><td>.850</td></tr></table>	YEAR	GP/GS	PPG	APG	SPG	FG%	3FG%	FT%	2017-18	12/0	10.5	0.8	0.4	.489	.433	.923	Career	33/0	5.4	0.5	0.2	.484	.452	.850	<ul style="list-style-type: none"><li>Averaged 15.2 points per game in 5 games prior to Troy.</li><li>114 of his 177 career points have come from deep.</li><li>Has made three or more three-pointers in six of the last eight games (24-50).</li><li>Had five straight games with at least 3 made 3-pointers.</li></ul>	<b>CAREER HIGHS</b> PTS: 19 - (2x), last vs. Colorado St. (12/05/17) AST: 2 - (3x), last vs. Oral Roberts (12/19/17) STL: 1 - (6x), last vs. CSU Bakersfield (12/27/17) 3FGM: 5 - (2x), last vs. Oral Roberts (12/19/17)
YEAR	GP/GS	PPG	APG	SPG	FG%	3FG%	FT%																						
2017-18	12/0	10.5	0.8	0.4	.489	.433	.923																						
Career	33/0	5.4	0.5	0.2	.484	.452	.850																						
31		ANTON <b>BEARD</b> ▪ SR ▪ G ▪ 6-0 ▪ 185 North Little Rock, Ark. ▪ North Little Rock HS	<table><tr><th>YEAR</th><th>GP/GS</th><th>PPG</th><th>RPG</th><th>SPG</th><th>FG%</th><th>3FG%</th><th>FT%</th></tr><tr><td>2017-18</td><td>12/12</td><td>12.1</td><td>2.8</td><td>1.0</td><td>.407</td><td>.319</td><td>.829</td></tr><tr><td>Career</td><td>106/40</td><td>7.2</td><td>2.2</td><td>1.0</td><td>.385</td><td>.333</td><td>.714</td></tr></table>	YEAR	GP/GS	PPG	RPG	SPG	FG%	3FG%	FT%	2017-18	12/12	12.1	2.8	1.0	.407	.319	.829	Career	106/40	7.2	2.2	1.0	.385	.333	.714	<ul style="list-style-type: none"><li>Scored 10+ points in 10 of 12 games, including each of the first five to start the season.</li><li>Has played in a team-high 106 games as a Razorback.</li><li>Averaged 7.2 points and 2.1 boards per game as a junior.</li><li>Named to SEC All-Freshman team in 2014-15.</li></ul>	<b>CAREER HIGHS</b> PTS: 18 - Georgia (01/23/16) AST: 7 - LSU (01/21/17) STL: 5 - Milwaukee (12/22/14) 3FGM: 4 - Ole Miss (02/14/15)
YEAR	GP/GS	PPG	RPG	SPG	FG%	3FG%	FT%																						
2017-18	12/12	12.1	2.8	1.0	.407	.319	.829																						
Career	106/40	7.2	2.2	1.0	.385	.333	.714																						
HC		 1980-82 - Student-Athlete  1982-85 - Volunteer Assistant  1985-89 - Volunteer Assistant 1989-00 - Assistant Coach 2000-02 - Assistant Head Coach  2002-06 - Head Coach 89-41 (.680)  2006-11 - Head Coach 111-57 (.660)  2011-Present -- Head Coach 138-76 (.645)																											