



ARKANSAS RAZORBACKS

1 National Championship » 6 Final Four Appearances » 10 Sweet 16 Appearances » 31 NCAA Appearances

2017-18 SCHEDULE »

Overall: 11-3 | SEC: 1-1 | H: 8-0 | A: 0-2 | N: 3-1

NOVEMBER	TV	W/L	SCORE
10 Samford	SEC Network +	W	95-56
12 Bucknell	SEC Network	W	101-73
17 Fresno State	SEC Network +	W	83-75
23 vs. Oklahoma^	ESPN2	W	92-83
24 vs. #9 North Carolina^	ESPN	L	87-68
26 vs. UConn^	ESPN	W	102-67

DECEMBER

2 at Houston	CBS Sports	L	91-65
5 Colorado State	SEC Network +	W	92-66
9 #14 Minnesota	SEC Network	W	95-79
16 vs. Troy+	None	W	88-63
19 Oral Roberts	SEC Network +	W	104-69
27 CSU Bakersfield	SEC Network	W	95-68
30 #19 Tennessee*	SEC Network	W (OT)	95-93

JANUARY

2 at Mississippi State*	SEC Network	L	78-75
6 at Auburn*	ESPN		5 p.m.
10 LSU*	SEC Network		8 p.m.
13 Missouri*	ESPN2		5 p.m.
17 at Florida*	ESPN2		6 p.m.
20 Ole Miss*	SEC Network		2:30 p.m.
23 at Georgia*	SEC Network		5:30 p.m.
27 Oklahoma State%	ESPN2		5 p.m.
30 at #11 Texas A&M*	ESPN		8 p.m.

FEBRUARY

3 at LSU*	SEC Network		2:30 p.m.
6 South Carolina*	ESPN2		6 p.m.
10 Vanderbilt*	SEC Network		7:30 p.m.
13 at Ole Miss*	SEC Network		6 p.m.
17 #11 Texas A&M*	ESPN/2		3 p.m.
20 #17 Kentucky*	ESPN		8 p.m.
24 at Alabama*	SEC Network		5 p.m.
27 Auburn*	SEC Network		8 p.m.

MARCH

3 at Missouri*	ESPN/2		5 p.m.
7-11 at SEC Tournament	St. Louis		TBD

+ at Verizon Arena (North Little Rock, Ark.)
 ^ Phil Knight Invitational (Portland, Oregon)
 % Big12/SEC Challenge
 * SEC Game

5

» See page 5 for a full breakdown of Arkansas' 63 dunks through the first 14 games and how it ranks in recent history.

THE MATCHUP »

#22 ARKANSAS RAZORBACKS (11-3, 1-1)

Head Coach: Mike Anderson (Tulsa '82)
 Record at Arkansas: 139-77 (7th Season)
 Overall Record: 339-175 (16th Season)



(RV) AUBURN TIGERS (13-1, 1-0)

Head Coach: Bruce Pearl (Boston College '82)
 Record at AU: 57-55 (4th Season)
 Overall Record: 519-200 (23rd Season)



#FASTEST40 STORYLINES »

• Arkansas debuted in the AP Top 25 Poll on Monday for the first time since March 2015, checking in at No. 22.

• The Razorbacks are 7-1 against Auburn under Coach Anderson, including a 4-0 mark in Auburn Arena.

• Daryl Macon was named SEC Player of the Week on Monday, joining current assistant coach Scotty Thurman as the only Razorback players to ever earn the award twice in a three-week span.

• Dating back to 2015-16, Arkansas is 8-4 in its last 12 SEC road games, including a 6-3 mark last season.

• Following Tuesday's loss in Starkville, Arkansas' RPI fell from No. 4 to No. 9 according to the NCAA, while its strength of schedule went from No. 16 to No. 10.

• The Razorbacks posted two AP top-20 wins in a five-game span with wins over No. 14 Minnesota and No. 19 Tennessee. Arkansas has multiple top-20 wins in the same season for the third time under Coach Anderson.

• During the last four seasons, Arkansas ranks second in the SEC in league wins with 35. Auburn ranks 13th in the conference with 17 victories.

• For the first time since the National Championship run in 1994, Arkansas scored 90-plus points in nine of its first 13 games.

• Arkansas is one of three teams in the nation to rank in the top 10 in points per game and assist-to-turnover ratio, joining No. 2 Duke and Creighton.

• The Razorbacks lead the SEC and rank No. 9 in the nation in assist-to-turnover ratio thanks to 132 assists and just 63 turnovers in the last seven games.

GAMEDAY INFORMATION »

DATE: Saturday, Jan. 6, 2017 | 5 p.m. CT

LOCATION: Auburn Arena (Auburn, Ala.)

TV: ESPN | WatchESPN

TALENT: Taylor Zarzour (PXP), Kyle Macy (Analyst)

RADIO: Razorback/IMG Sports Network

TALENT: Chuck Barrett (PXP), Matt Zimmerman (Analyst)

STATS: ArkansasRazorbacks.com | StatBroadcast

SERIES RECORD: Arkansas leads, 33-17

SERIES NOTE: Hogs have won 5 straight at Auburn Arena

A WIN WOULD »

• Give Arkansas a perfect 5-0 record at Auburn Arena under Coach Anderson.

• Send Arkansas to a 15-9 record as a ranked team under Coach Anderson.

• Give Arkansas its 10th win over Auburn in the last 11 meetings dating back to a season sweep of the Tigers during the 2010-11 campaign.

THE BEST GUARDS IN THE NATION »

• In the upset win against No. 19 Tennessee, Daryl Macon's 33 points and Jaylen Barford's 28 points marked the first time Arkansas has had two 28-point scorers in an SEC game.

• Against current AP Top 25 teams, Barford (22.7) and Macon (22.3) have combined to average 45.0 points per game in three contests.


• Barford is the only player in the SEC to rank in the top three in points per game (3rd) and field goal percentage (3rd).

• Against Tennessee, Daryl Macon became one of six players in program history to record multiple 30-point games against SEC opponents.

HOW THEY COMPARE » BY THE NUMBERS »

	89.3	.507	.409	35.9	16.7	5.1	6.9	74.9	.422	.328	-0.1	+1.6
	≈	≈	≈		≈					≈		≈
	POINTS	FG%	3FG%	BOARDS	ASSISTS	BLOCKS	STEALS	SCORING DEFENSE	FG% DEFENSE	3FG% DEFENSE	REBOUND MARGIN	AST-TO RATIO
	87.3	.456	.368	42.3	15.8	6.6	7.3	72.8	.397	.359	+8.9	+1.2

#FASTEST40



NUMERICAL ROSTER »

No.	Name	Pos.	Yr.	Ht.	Wt.	Hometown/High School/Last School
0	Jaylen Barford	G	Sr.	6-3	202	Jackson, Tenn./South Side HS/Motlow State CC
1	Trey Thompson	F	Sr.	6-9	265	Madison Ark./Forrest City HS
2	Adrio Bailey	F	So.	6-6	204	Campti, La./Lakeview HS
3	Khalil Garland	G	Fr.	6-5	198	Little Rock, Ark./Parkview HS
4	Daryl Macon	G	Sr.	6-3	185	Little Rock, Ark./Parkview HS/Holmes CC
5	Arlando Cook	F	Sr.	6-8	215	St. Louis, Mo./Madison Prep/Connors State College
10	Daniel Gafford	F	Fr.	6-11	234	El Dorado, Ark./El Dorado HS
11	Jalen Harris*	G	So.	6-2	166	Raleigh, N.C./Word of God Christian Academy/New Mexico
13	Dustin Thomas	F	Sr.	6-8	225	Texarkana, Texas/Pleasant Grove HS/Colorado
14	JT Plummer	G	Sr.	6-1	185	San Antonio, Texas/TMI Episcopal
15	Jonathan Holmes	G	So.	5-10	190	Columbia, Ill./Columbia HS
20	Darius Hall	F	Fr.	6-6	202	Little Rock, Ark./Mills University Studies HS
22	Gabe Osabuohien	F	Fr.	6-8	219	Toronto, Canada/Southwest Christian Academy
23	C.J. Jones	G	So.	6-5	175	Birmingham, Ala./Central Park Christian
31	Anton Beard	G	Sr.	6-0	198	N. Little Rock, Ark./North Little Rock HS

*Will sit out the 2017-18 season due to NCAA transfer rules

COACHING STAFF »

Title	Name	Experience	Alma Mater
Head Coach	Mike Anderson	7th Year	Tulsa, '82
Associate Head Coach	Melvin Watkins	7th Year	Charlotte, '77
Assistant Coach	TJ Cleveland	7th Year	Arkansas, '02
Assistant Coach	Scotty Thurman	2nd Year	Philander-Smith, '03
Director of Operations	Matt Zimmerman	7th Year	Arkansas, '90
Director of S-A Development	Jeff Daniels	7th Year	Montevallo, '82
Video Coordinator	Will Bartlett	7th Year	Missouri, '09
Graduate Assistant	Riley Hall	2nd Year	Arkansas, '16
Graduate Assistant	Velton Kennedy	1st Year	Arkansas, '17
Athletic Trainer	Dave England	35th Year	Arkansas, '80



#0 Jaylen Barford
Sr. | G | 6-3 | 202 | Jackson, Tenn.



#1 Trey Thompson
Sr. | F | 6-9 | 265 | Madison, Ark.



#2 Adrio Bailey
So. | F | 6-6 | 204 | Campti, La.



#3 Khalil Garland
Fr. | G | 6-5 | 198 | Little Rock, Ark.



#4 Daryl Macon
Sr. | G | 6-3 | 185 | Little Rock, Ark.



#5 Arlando Cook
Sr. | F | 6-8 | 215 | St. Louis, Mo.



#10 Daniel Gafford
Fr. | F | 6-11 | 234 | El Dorado, Ark.



#11 Jalen Harris
So. | G | 6-2 | 164 | Raleigh, N.C.



#13 Dustin Thomas
Sr. | F | 6-8 | 225 | Texarkana, Texas



#15 Jonathan Holmes
So. | G | 5-10 | 190 | Columbia, Ill.



#20 Darius Hall
Fr. | F | 6-6 | 210 | Little Rock, Ark.



#22 Gabe Osabuohien
Fr. | F | 6-8 | 219 | Toronto, Canada



#23 C.J. Jones
So. | G | 6-5 | 175 | Birmingham, Ala.



#31 Anton Beard
Sr. | G | 6-0 | 185 | North Little Rock, Ark.



Mike Anderson
Head Coach | 7th Season

A-Z ROSTER »

No.	Name	Yr.
2	Bailey, Adrio	So.
0	Barford, Jaylen	Sr.
31	Beard, Anton	Sr.
5	Cook, Arlando	Sr.
10	Gafford, Daniel	Fr.
3	Garland, Khalil	Fr.
20	Hall, Darius	Fr.
11	Harris, Jalen	So.
15	Holmes, Jonathan	So.
23	Jones, C.J.	So.
4	Macon, Daryl	Sr.
22	Osabuohien, Gabe	Fr.
14	Plummer, JT	Sr.
13	Thomas, Dustin	Sr.
1	Thompson, Trey	Sr.

BY STATE »

Alabama (1)	
23	C.J. Jones Birmingham, Ala.

Arkansas (6)	
1	Trey Thompson Madison Ark.
3	Khalil Garland Little Rock, Ark.
4	Daryl Macon Little Rock, Ark.
10	Daniel Gafford El Dorado, Ark.
20	Darius Hall Little Rock, Ark.
31	Anton Beard N. Little Rock, Ark.

Canada (1)	
22	Gabe Osabuohien Toronto

Illinois (1)	
15	Holmes, Jonathan Columbia, Ill.

Louisiana (1)	
2	Adrio Bailey Campti, La.

Missouri (1)	
5	Arlando Cook St. Louis, Mo.

North Carolina (1)	
11	Jalen Harris* Raleigh, N.C.

Tennessee (1)	
0	Jaylen Barford Jackson, Tenn.

Texas (2)	
13	Dustin Thomas Texarkana, Texas
14	JT Plummer San Antonio, Texas

BY CLASS »

SENIORS (7)	Pos.
0	Jaylen Barford Sr.
1	Trey Thompson Sr.
4	Daryl Macon Sr.
5	Arlando Cook Sr.
13	Dustin Thomas Sr.
14	JT Plummer Sr.
31	Anton Beard Sr.

SOPHOMORES (4)	Pos.
2	Adrio Bailey So.
11	Jalen Harris* So.
15	Jonathan Holmes So.
23	C.J. Jones So.

FRESHMEN (4)	Pos.
3	Khalil Garland Fr.
10	Daniel Gafford Fr.
20	Darius Hall Fr.
22	Gabe Osabuohien Fr.

THE PRONUNCIATIONS »

Adrio Bailey: A-Dree-O
Gabe Osabuohien: oh-sah-BOY-en

CLOSE CALLS »

- Arkansas is 7-1 in its last eight contests decided by one possession, the best mark since the 1994-95 season.
- In games decided by four points or less, Arkansas has won eight of the last nine, including a 5-1 mark away from Bud Walton Arena.

EXCEEDING EXPECTATIONS »

- After being picked to finish sixth in the SEC by the media, Arkansas is looking to finish higher than it was picked for the fifth straight season.

Year	Picked	Finished
2017-18	6th	TBD
2016-17	5th	T-3rd
2015-16	11th	T-8th
2014-15	3rd	2nd
2013-14	8th	5th

SUSTAINED SUCCESS »

- The Razorbacks are one of four teams in the league to finish .500 or better in SEC play each of the last five years.
- Arkansas and Kentucky are the only schools to finish in the top three of the SEC in two of the last three years.

THE 2018 SIGNING CLASS »

- The Razorbacks signed six incoming freshmen during the 2018 early signing period, ranking as the 17th-best class in the country by ESPN.

Signee	Pos.	Ht.	Hometown
Ethan Henderson	6-9	F	Little Rock, Ark.
Reggie Chaney	6-8	F	Tulsa, Okla.
Jordan Phillips	6-7	G	Cedar Hill, Texas
Keyshawn Embery	6-3	G	Oklahoma City
Isaiah Joe	6-4	G	Fort Smith, Ark.
Desi Sills	6-2	G	Jonesboro, Ark.

HIGH-PERCENTAGE HOGS »

- Daniel Gafford ranks third among all freshmen in the country in field goal percentage at 67.3 percent, good for 16th overall in the nation.

- Gafford's 67.3 mark is on pace for the school's freshman record held by Sidney Moncrief, who shot 66.5 percent in his first season as a Razorback. Overall, he is on pace to finish sixth all-time in a single season.

- Jaylen Barford is the only player in the SEC to rank in the top three in the conference in scoring (18.7 ppg) and field goal percentage (.503).

THE RUNNIN' RAZORBACKS »

- Arkansas has 38 runs of seven points or more in 14 games this season, compared to just 13 by opponents.
- The Razorbacks have multiple runs of seven points or more in 12 of 14 games.

Run	Ark	Opp
7-0	8	2
8-0	7	5
9-0	6	1
10-0	5	2
11-0	3	1
12-0	1	-
13-0	2	2
14-0	2	-
15-0	1	-
16-0	1	-
19-0	2	-
Total Runs	38	13

- Arkansas has 17 runs of 10 or more points through 14 games this season, including four in the season opener against Samford and three against Oral Roberts and CSU Bakersfield.

- Arkansas has held opponents scoreless for 5-plus minutes four times this season, including two of the last three games against Colorado State (6:23) and Troy (5:41), leading to runs of 19 and 13, respectively.

NO CUPCAKE FOR YOU »

- Arkansas' opponents so far have combined for a 126-75 record with six of the 14 schools posting 10+ wins.

Opponent	Result	Record
Mississippi State	L	13-1
#13 North Carolina	L	12-2
#14 Minnesota	W	12-3
Houston	L	12-2
Oklahoma	W	11-1
Fresno State	W	11-4
#19 Tennessee	W	9-4
Colorado State	W	8-8
UConn	W	7-6
CSU Bakersfield	W	7-8
Troy	W	7-8
Bucknell	W	7-8
Samford	W	5-9
Oral Roberts	W	5-11
Totals...	11-3	126-75

BEST RETURNING DUO IN 24 YEARS »

- Jaylen Barford and Daryl Macon are the first Razorback duo since Scotty Thurman and Corliss Williamson to return after both players recorded 450-plus points and 70-plus assists the previous season. (via @HogStats)

Player	Season	Assists	Points
Daryl Macon	2016-17	80	483
Jaylen Barford	2016-17	72	459
Corliss Williamson	1993-94	74	695
Scotty Thurman	1993-94	103	539

RECORD BREAKDOWN

At Home (Bud Walton Arena)	8-0
On The Road	0-2
Neutral	3-1
White Uniforms	9-0
Cardinal Uniforms	0-2
Anthracite Uniforms	0-0
Special Edition PK80 Uniforms	2-1

HALFTIME/LEADS/OVERTIME

Leading at the half, home	8-0
Leading at the half, road/neutral	2-0
Tied at the half, home	0-0
Tied at the half, road/neutral	0-0
Trailing at the half, home	1-0
Trailing at the half, road/neutral	0-3
Games decided by 5 points or fewer	1-1
Games decided by 10 points or fewer	3-1
Leading with 5:00 left	10-1
Leading with 2:00 left	10-1
Overtime games	1-0

OFFENSE

Scoring less than 70 points	0-2
Scoring 70-79 points	0-1
Scoring 80-89 points	2-0
Scoring 90-99 points	6-0
Scoring 100+ points	3-0
2 Players Or Less in Double Figures	0-0
3 Players in Double Figures	2-1
4 Players in Double Figures	5-2
5 Players in Double Figures	2-0
6 Players in Double Figures	2-0
7 Players in Double Figures	0-0
1 Player Scores 20 Points	5-2
2 Players Score 20 Points	2-0
When shooting 50 percent or higher	8-1
When shooting less than 50 percent	3-2

REBOUNDING/TURNOVERS

When outrebounding opponent	6-0
When outrebounded	5-2
When rebounds are even	0-1
When grabbing 10+ offensive reb	3-1
When forcing 15+ turnovers	7-0
When committing less than 15 turnovers	10-3
When committing 15+ turnovers	1-0

Top Scorers (Includes Ties)

Jaylen Barford	7-2
Daryl Macon	4-1
C.J. Jones	1-0
Daniel Gafford	1-0
Anton Beard	0-1

Top Rebounders (Includes Ties)

Trey Thompson	2-0
Daniel Gafford	6-2
Dustin Thomas	1-1
Anton Beard	1-0
Darius Hall	1-0
Jaylen Barford	1-1

Months

In November	5-1
In December	6-1
In January	0-1
In February	0-0
In March	0-0

SERIES HISTORY »

Series:	Arkansas leads 33-17
Since Arkansas joined the SEC:	Arkansas leads 33-16
In Fayetteville:	Arkansas leads 20-4
In Auburn:	Series Tied 12-12
In Atlanta:	Arkansas leads 1-0
In Oklahoma City:	Auburn leads 1-0

• The Razorbacks are 7-1 against Auburn under head coach Mike Anderson, including 4-0 at Auburn.

• Arkansas has won five straight meetings on the road at Auburn.

Last 20 Meetings

Date	Site	W/L	Score
02/25/17	Auburn	W	79-68
02/17/16	Fayetteville	L	90-86
02/10/15	Auburn	W	101-87
01/25/14	Fayetteville	W	86-67
02/13/13	Auburn	W	83-75
01/16/13	Fayetteville	W	88-80 (20T)
02/25/12	Auburn	W	77-71
01/25/12	Fayetteville	W	56-53
02/26/11	Auburn	W	57-55
01/25/11	Fayetteville	W	73-64
02/20/10	Auburn	L	92-83
02/06/10	Fayetteville	W	82-79 (OT)
02/11/09	Auburn	L	75-62
01/24/09	Fayetteville	L	73-51
03/08/08	Fayetteville	W	77-64
01/10/08	Auburn	W	76-70
02/21/07	Auburn	L	67-59
02/07/07	Fayetteville	W	65-57
02/11/06	Fayetteville	W	84-64
01/21/06	Auburn	W	68-52

NEWS AND NOTES »

• Arkansas has recorded 10 victories over AP Top 25 teams during the Mike Anderson era, including at least one in six of his first seven years.

• From Dec. 5 through Dec. 27, the Razorbacks had five straight games with fewer than 10 turnovers for the first time in the last 20 years.

• Jaylen Barford leads the country with 10 games of 15+ points, 2+ rebounds, 2+ assists and less than 3 turnovers.

• During the Mike Anderson era, Arkansas is 115-7 in games it led at the half, including 30 consecutive victories. This year, the Razorbacks have led by an average of 14.1 points at the break in 11 wins.

• The Razorbacks are the only high-major program in country with seven seniors on its roster. TCU and Minnesota both have six.

• Arkansas recorded 28 assists in the season opener, marking the third time in the 21st century and the second time in the Anderson era the Razorbacks had 28-plus assists in a game. The Razorbacks recorded 27 assists against Oral Roberts on Dec. 19.

• During the last seven years, Arkansas is 43-3 when dishing out 20 assists, including a 31-1 mark in non-conference play. The Razorbacks are 4-0 this season when recording 20-plus dimes.

• Daryl Macon and Jaylen Barford are looking to become the sixth and seventh players in program history to score 1,000 points as a Razorback in just two seasons. They could follow in the footsteps of Martin Terry, Scotty Thurman, Todd Day, Dusty Hannahs and Bobby Portis.

Player	Games	Years	PPG	Points
Martin Terry	52	1972-73	26.3	1,368
Scotty Thurman	65	1993-94	16.6	1,079
Todd Day	67	1989-90	16.5	1,109
Dusty Hannahs	68	2016-17	15.4	1,047
Bobby Portis	70	2014-15	15.0	1,047
Jaylen Barford	50	2017-18	14.4	721
Daryl Macon	50	2017-18	14.5	724

TIME IS MONEY »

In 565 minutes of play this season Arkansas has...

- Led for 411 minutes and 11 seconds.
- Led by double digits for 252 minutes and 4 seconds.
- Led for at least 32 minutes in 10 of 11 wins.
- Trained for only 135 minutes and 4 seconds.
- Recorded three wire-to-wire victories.
- Trained for fewer than two minutes in seven games.
- Led by 25-plus points in seven different games.

MISCELLANEOUS STATISTICS »

Double-Figure Scoring Games

Player	13-14	14-15	15-16	16-17	17-18	Career
Beard	--	8	7	14	11	40
Barford	--	--	--	27	13	40
Macon	--	--	--	27	12	39
Gafford	--	--	--	--	10	10
Thomas	1	3	--	4	1	9
Jones	--	--	--	2	7	9
Bailey	--	--	--	1	3	4
Hall	--	--	--	--	2	2
Thompson	--	0	2	0	--	2

20-Point Scoring Games

Player	13-14	14-15	15-16	16-17	17-18	Career
Barford	--	--	--	5	5	10
Macon	--	--	--	3	5	8
Gafford	--	--	--	--	1	1

30-Point Scoring Games

Player	13-14	14-15	15-16	16-17	17-18	Career
Macon	--	--	--	1	1	2

3 + Three-Pointers in a Game

Player	13-14	14-15	15-16	16-17	17-18	Career
Macon	--	--	--	11	7	18
Jones	--	--	--	1	6	7
Barford	--	--	--	2	4	6
Beard	--	2	1	2	1	6
Thomas	0	1	--	0	--	1

5 + Three-Pointers in a Game

Player	13-14	14-15	15-16	16-17	17-18	Career
Macon	--	--	--	1	4	5
Jones	--	--	--	--	2	2

Double Figure Rebounding Games

Player	13-14	14-15	15-16	16-17	17-18	Career
Thompson	--	0	0	1	1	2
Gafford	--	--	--	--	1	1

Double-Doubles

Player	13-14	14-15	15-16	16-17	17-18	Career
--	--	--	--	--	--	--

5 + Assist Games

Player	13-14	14-15	15-16	16-17	17-18	Career
Macon	--	--	--	5	5	10
Barford	--	--	--	1	4	5
Thompson	--	0	1	1	2	4
Beard	--	0	0	2	2	4

3 + Steals in a Game

Player	13-14	14-15	15-16	16-17	17-18	Career
Barford	--	--	--	6	1	7
Beard	--	4	1	2	--	7
Macon	--	--	--	2	1	3
Thomas	0	1	--	1	--	2
Thompson	--	0	0	1	--	1
Bailey	--	--	--	1	--	1

3 + Blocks in a Game

Player	13-14	14-15	15-16	16-17	17-18	Career
Gafford	--	--	--	--	5	5
Thompson	--	0	2	1	--	3
Jones	--	--	--	1	--	1
Cook	--	--	--	1	--	1
Bailey	--	--	--	--	1	1

WELCOME TO THE #DUNKPALACE

DUNKS BY PLAYER »

Daniel Gafford	34
Adrio Bailey	12
C.J. Jones	4
Darius Hall	4
Trey Thompson	4
Gabe Osabuohien	2
Daryl Macon	2
Jaylen Barford	1
8 Players	63

MOST DUNKS IN A GAME »

12	Samford (11/10/17)
7	Troy (12/16/17)
7	Fresno State (11/17/17)
6	Mississippi State (1/2/18)
6	Oral Roberts (12/19/17)
5	CSU Bakersfield (12/27/17)
5	Colorado State (12/5/17)
4	UConn (11/26/17)
4	Bucknell (11/12/17)
3	Minnesota (12/09/17)

MOST DUNKS IN A HALF »

8	2nd	Samford (11/10/17)
6	2nd	Fresno State (11/17/17)
5	2nd	Troy (12/16/17)
4	1st	Oral Roberts (12/19/17)
4	1st	Samford (11/10/17)


RECORD BY DUNKS »

5+ Dunks	6-1
4+ Dunks	7-1
2+ Dunks	11-1
1 Dunk	0-0
Held Without a Dunk	0-2

MOST DUNKS IN THE SEC »

Mississippi State	69
Alabama	67
Arkansas	63
Auburn	55
Texas A&M	55
Kentucky	53
Missouri	44
LSU	34
Florida	32
Tennessee	29
Vanderbilt	28
Ole Miss	24
Georgia	20
South Carolina	16

63 DUNKS IN 14 GAMES



• Arkansas' 63 dunks are the most through 14 games of the Mike Anderson era. The next fastest team to reach 63 dunks was the 2013-14 and 2014-15 teams, which each needed 21 games.

• Arkansas' 12 dunks against Samford are the most throwdowns of the Mike Anderson era in a single game with the previous high of eight coming against Mississippi State on Jan. 23, 2013.

Dunks	Opponent	Year
12	Samford	2017-18
8	Mississippi State	2012-13
7	Troy	2017-18
7	Fresno State	2017-18
7	Minnesota	2012-13
7	Alabama A&M	2012-13
7	Northwestern State	2015-16
7	Northwestern State	2014-15
7	Vanderbilt	2014-15

• Three of the four highest single-game dunk totals of the Mike Anderson era have come this season.

• The Razorbacks tallied just 46 dunks last season in 36 games.

• Arkansas is 11-1 this year when Daniel Gafford records at least one dunk. He has 34 dunks, which is as many as seven teams in the SEC.

Daniel Gafford has as many dunks as 7 SEC teams »

MIKE ANDERSON



CAREER NUMBERS

At Arkansas: 139-77 (7th Year)

2017-18 » 11-3
2016-17 » 26-10 (NCAA, Second Round)
2015-16 » 16-16
2014-15 » 27-9 (NCAA, Third Round)
2013-14 » 22-12 (NIT, Second Round)
2012-13 » 19-13
2011-12 » 18-14

At Missouri: 111-57 (5 Years)

2010-11 » 23-11 (NCAA Second Round)
2009-10 » 23-11 (NCAA Second Round)
2008-09 » 31-7 (NCAA Elite Eight)
2007-08 » 16-16
2006-07 » 18-12

At Alabama-Birmingham (UAB): 89-41 (4 Years)

2005-06 » 24-7 (NCAA First Round)
2004-05 » 22-11 (NCAA Second Round)
2003-04 » 22-10 (NCAA Sweet 16, C-USA Co-Champs)
2002-03 » 21-13 (NIT Quarterfinals)

Overall Record **339-175 (16th Year)**

IT'S A NUMBERS GAME

Postseason Tournaments

1 2 3 4 5 6 7 8 9 10

20-Win Seasons

1 2 3 4 5 6 7 8 9 10

NCAA Tournaments

1 2 3 4 5 6 7 8

30-Win Seasons

1

Losing Seasons

0

PERSONAL INFO

Born: Dec. 12, 1959
Hometown: Birmingham, Ala.
Alma Mater: Tulsa (1982)
Wife: Marcheita
Children: Darcheita, Michael Jr., Yvonne
Date Named Head Coach at Arkansas: March 23, 2011

HEAD COACH
7TH SEASON AT ARKANSAS
16TH SEASON OVERALL

Razorback Nation welcomed home one of its own on March 23, 2011, when Mike Anderson was named the 12th head men's basketball coach in Arkansas history. Charged with bringing back the winning tradition that was synonymous with the Razorback program throughout the '80s and '90s, Anderson enters his seventh season at Arkansas and 16th year as a head coach in 2017-18.

Anderson continued to bring Razorback basketball back to national relevance in 2016-17, leading Arkansas to a 26-10 record, a spot in the SEC Tournament Championship game and on the brink of knocking off the eventual National Champion North Carolina Tar Heels with the Sweet 16 on the line.

The Razorbacks posted the seventh-most wins in program history last season, as Anderson led his squad to 12 SEC victories for the fifth time in school history and captured six conference road victories, tying the 1994 championship team and the 2015 NCAA Tournament squad for the most in the SEC era. The Razorbacks ended the season 8-3 in their last 11 SEC road contests, the best stretch since the end of the 1993-94 and beginning of the 1994-95 seasons. Arkansas used its second-best free throw percentage in school history (.761) to post a 4-0 record in games decided by one possession and a perfect 24-0 mark when leading with two minutes left in the contest.

The outlook on Razorback basketball has never been brighter, as Anderson welcomes a top-25 recruiting class to Fayetteville for the upcoming season that features four of the top five players in the state of Arkansas. Three of the four players are listed as four-star prospects by ESPN as Anderson's staff continues to land the best talent in the state.

During the last four years, 17 current or former players have received their degree from the University of Arkansas, including five individuals during the 2016-17 season. Seniors Dusty Hannahs, Moses Kingsley and Manuele Watkins walked across the stage, while junior Trey Thompson participated in commencement and is scheduled to complete his degree in December and wear the coveted "SEC Graduate" patch on his uniform during the 2017-18 campaign. Former Razorback great and all-time assist leader Kareem Reid walked across the stage 18 years after his final game as a Hog, and former graduate transfer Willy Kouassi graduated in the summer of 2017 with his master's degree.

During his first six seasons at Arkansas, Anderson produced a 128-74 record and was the first head coach in program history to win 18 or more games in each of his first four years. Anderson has also re-established Bud Walton Arena as one of the toughest places to play and brought excitement back to the tradition-rich program. Since his return to Fayetteville, the Razorbacks are tied for the fourth-most home victories in the country with 95 and are one of four teams in the country with 95-plus wins and 15 or fewer losses at home over the last six seasons. The 2012-13 squad posted just the third unbeaten SEC home record (9-0) in program history and the first since 1998. The success on-and-off the court has translated into fan support as Arkansas returned to the top 25 in national attendance the first six years, including No. 12 in 2016-17.

CONSISTENCY

Head coach Mike Anderson is one of just four current Division I coaches with 15-plus years of head coaching experience and zero losing seasons. He is the only coach to accomplish the feat at three different programs.

Coach	Schools	Yrs
Roy Williams	Kansas/UNC	30th
Tom Izzo	Michigan State	23rd
Mark Few	Gonzaga	18th
Mike Anderson	UAB/Missouri/Arkansas	16th

BY THE NUMBERS »

4

» At least four Arkansas players have earned SEC Academic Honor Roll honors each of the last four years.

18

» Arkansas has had 18 current and former players graduate since May 2014, averaging 4.5 graduates per academic year.

21

» During the last four years, men's basketball has earned 21 SEC All-Academic honors, including seven in 2015-16.


PLAY HARD ACT RIGHT

• Senior Trey Thompson in December and is wearing the coveted "SEC Graduate" patch on his uniform during the remainder of the 2017-18 campaign.

• Arkansas had a team grade point average of 2.93 last year, while all four incoming freshman had over a 3.3 GPA during their summer term.

18

CURRENT OR FORMER PLAYERS HAVE GRADUATED IN THE LAST 4 YEARS



THE NATIONAL POLLS »

Associated Press Poll (Jan. 1)

RK	TEAM	RECORD	POINTS
1	Michigan State (43)	14-1	1,600
2	Duke (21)	13-1	1,556
3	Villanova (1)	13-1	1,444
4	Arizona State	12-1	1,336
5	Xavier	14-1	1,325
6	West Virginia	12-1	1,304
7	Oklahoma	11-1	1,160
8	Virginia	12-1	1,048
9	Wichita State	11-2	1,026
10	Kansas	11-2	963
11	Texas A&M	11-2	894
12	North Carolina	12-2	890
13	Purdue	13-2	883
14	Arizona	11-3	832
15	Miami	12-1	782
16	TCU	12-1	760
17	Kentucky	11-2	742
18	Texas Tech	12-1	483
19	Cincinnati	12-2	410
19	Gonzaga	12-3	410
21	Seton Hall	13-2	353
22	Arkansas	11-2	254
23	Tennessee	9-3	198
24	Florida State	11-2	119
25	Clemson	12-1	104

Others receiving votes: Baylor 83, Creighton 54, Notre Dame 37, Butler 23, UCLA 14, Texas 10, St. Bonaventure 7, SMU 5, Syracuse 4, **Auburn 4**, Rhode Island 2, Nevada 2, **Alabama 1**, **Mississippi State 1**, New Mexico State 1, NC State 1

USA Today Coaches Poll (Jan. 2)

RK	TEAM	RECORD	POINTS
1	Michigan State (25)	14-1	745
2	Duke (4)	13-1	720
3	Villanova (1)	13-1	658
4	Xavier	14-1	643
5	West Virginia	13-1	613
6	Arizona State	12-1	559
7	Oklahoma	11-1	527
8	Virginia	12-1	514
9	Wichita State	11-2	466
10	Kansas	11-2	455
11	North Carolina	12-2	430
12	Purdue	13-2	427
13	Texas A&M	11-2	389
14	Kentucky	11-2	347
15	TCU	12-1	346
16	Arizona	11-3	315
17	Miami	12-1	313
18	Texas Tech	12-1	243
19	Gonzaga	12-3	208
20	Cincinnati	12-2	168
21	Seton Hall	13-2	166
22	Tennessee	9-3	93
23	Arkansas	11-2	86
24	Creighton	11-3	68
25	Clemson	12-1	60

Others receiving votes: Florida State 50, Baylor 44, Notre Dame 17, Louisville 13, Saint Mary's 11, Boise State 9, Butler 7, **Auburn 7**, Virginia Tech 6, Rhode Island 5, SMU 5, **Alabama 3**, Syracuse 3, Texas 3, **Missouri 2**, New Mexico State 2, Michigan 1, UCLA 1, **Florida 1**, Nevada 1

WEEK-BY-WEEK RANKINGS »

WEEK	AP	COACHES	NCAA RPI
Preseason	NR	RV	--
Nov. 13	RV	RV	--
Nov. 20	RV	RV	--
Nov. 27	RV	RV	--
Dec. 4	NR	NR	13
Dec. 11	RV	RV	9
Dec. 18	RV	RV	8
Dec. 25	RV	RV	11
Jan. 1	22	23	4
Jan. 8			
Jan. 15			
Jan. 22			
Jan. 29			
Feb. 5			
Feb. 12			
Feb. 19			
Feb. 26			
March 5			
March 12			
April 2 (Final)			

The Last time Arkansas was ranked in the AP...

Top 25:	No. 22	Jan. 1, 2018
Top 15:	No. 15	Nov. 14, 2000
Top 10:	No. 6	1994-95 Final Poll
Top 5:	No. 5	March 7, 1995
No. 1:	No. 1	1994-95 Preseason Poll

» QUICK FACTS »

ABOUT ARKANSAS

Location.....	Fayetteville, Ark.
Enrollment	27,558
Founded.....	1871
Colors	Cardinal (PMS 201) and White
Nickname.....	Razorbacks
Conference.....	Southeastern (SEC)
Arena (Capacity).....	Bud Walton Arena (19,200)

ADMINISTRATION

System President.....	Dr. Donald R. Bobbitt
Chancellor.....	Dr. Joseph E. Steinmetz
Athletic Director.....	Hunter Yurachek
Faculty Representative	Gerald Jordan

COMMUNICATIONS

Associate Communications Director.....	David Beall
Email	jdb048@uark.edu
Office Phone.....	479-575-3114
Cell Phone.....	479-445-5336
Twitter	@Beall_sid
Secondary Contact	Brent Hull
Email	bwh003@uark.edu
Office Fax.....	479-575-7481
Athletic Website	ArkansasRazorbacks.com
Bud Walton Arena Press Row.....	479-575-6622
Arkansas Ticket Office.....	479-575-5151

HISTORY

First Year	1923-24
Seasons.....	95th
Overall Conference Championships ..	24 (2 SEC, 22 SWC)
SEC Overall Championships	2 (1992, 1994)
SEC Division Championships ..	4 (1992, 1993, 1994, 1995)
SEC Tournament Championships	1 (2000)
NCAA Tournament Appearances	31*
National Championships.....	1 (1994)
National Runner-Up.....	1 (1995)
NCAA Final Fours.....	6 (1941, 1945, 1978, 1990, 1994, 1995)
NCAA Elite Eight	6 (1978, 1979, 1990, 1994, 1995)
NCAA Sweet 16	10
NIT Record (App.)	5-4 (3)

* - Arkansas also received a bid in 1944 but was unable to participate due to a car accident. Total number of appearances is 31.

» THE LITTLE THINGS MATTER »

Player	Deflections	Charges	Steals	Dunks	Blocks
Adrio Bailey	72	3	7	12	17
Jaylen Barford	64	1	14	1	5
Anton Beard	63	4	15	0	1
Arlando Cook	14	0	3	0	0
Daniel Gafford	96	5	9	34	29
Khalil Garland	0	0	0	0	0
Darius Hall	37	6	8	4	3
Jonathan Holmes	3	0	1	0	0
C.J. Jones	25	0	5	4	4
Daryl Macon	47	0	18	2	2
Gabe Osabuohien	18	4	1	2	1
Dustin Thomas	48	5	6	0	0
Trey Thompson	69	0	9	4	10
Totals	556	28	96	63	72

» HONORS AND AWARDS »

Daryl Macon

- SEC Player of the Week (Jan. 1, 2018)
- SEC Player of the Week (Dec. 18, 2017)
- Preseason coaches All-SEC second team
- SEC All-Tournament Team (2017)
- SEC Player of the Week (Feb. 20, 2017)
- MVP of the Lone Star Shootout (2017)

Jaylen Barford

- Preseason coaches All-SEC second team
- PK80 Victory Bracket All-Tournament team

Anton Beard

- SEC All-Freshman (2015)
- SEC Freshman of the Week (Feb. 23, 2015)

Daniel Gafford

- SEC Freshman of the Week (Dec. 11, 2017)

Trey Thompson

- SEC Winter Academic Honor Roll (2015-16)
- SEC First Year Academic Honor Roll (2014-15)

Dustin Thomas

- SEC First Year Academic Honor Roll (2015-16)

» PROHOGS BY THE NUMBERS »

#PR HOGS

37

» Arkansas has had 37 all-time NBA Draft selections from 35 different players in program history.

16

» The Razorbacks have 16 All-Star game appearances by Joe Johnson (7), Sidney Moncrief (5) and Alvin Robertson (4).

12

» Arkansas has 12 first round NBA Draft picks in program history with Sidney Moncrief going No. 5 overall in 1979.

#PROHOGS PRODUCTION »

Arkansas has had 29 former players go on to play in the NBA, including three this season as listed below.

Player	Team	Yrs	Draft Class
Joe Johnson	Jazz	17th	2001 - 10th (UTA)
Patrick Beverley	Rockets	6th	2009 - 42nd (LAC)
Bobby Portis	Bulls	3rd	2015 - 22nd (CHI)

THE LAST TIME ARKANSAS »

POINTS »

- Scored 100+ : 12/19/17 - 104 vs. Oral Roberts
- Scored 100+ in an SEC game: 02/10/15 - 101 vs. Auburn
- Scored fewer than 50: 02/09/16 - 46 at Mississippi State

OVERTIME GAMES »

- Played in an OT game: 12/30/17 vs. Tennessee, W, 95-93 (OT)
- Played in a 2OT game: 01/16/13 vs. Auburn, W, 88-80 (2 OT)
- Played in a 3OT game: 02/09/80 vs. Houston, L, 90-84 (3 OT)

VERSUS TOP-25 OPPONENTS »

- Beat an AP Top 25 team: 12/30/17 vs. No. 19 Tennessee, W, 95-93 (OT)
- Beat an AP Top 20 team: 12/30/17 vs. No. 19 Tennessee, W, 95-93 (OT)
- Beat an AP Top 15 team: 12/09/17 vs. No. 14 Minnesota, W, 95-79
- Beat an AP Top 10 team: 01/27/16 vs. No. 5 Texas A&M, W, 74-71
- Beat an AP Top 5 team: 01/27/16 vs. No. 5 Texas A&M, W, 74-71

VERSUS TOP-25 OPPONENTS ON THE ROAD »

- Beat an AP Top 25 team on road: 02/15/17 at No. 21 South Carolina, W, 83-76
- Beat an AP Top 5 team on road: 02/09/94 at No. 4 Kentucky, W, 90-82

DOUBLE-DOUBLES »

- Two players in same game: 02/17/16 vs. Auburn
 - Moses Kingsley (20 pts, 10 rebs) and Jabril Durham (12 pts, 10 asts)

3-POINT SHOOTING »

- 10+ 3FGM in a game: 12/27/17 - 10 vs. CSU Bakersfield
- 15+ 3FGM in a game: 01/09/16 - 16 vs. Mississippi State

AT THE CHARITY STRIPE »

- Attempted 30+ FT in a game: 12/30/17 - 33 vs. Tennessee
- 20+ FTM in a game: 12/30/17 - 21 (of 33) vs. Tennessee
- 25+ FTM in a game: 11/26/17 - 25 (of 33) vs. UConn

ASSISTS »

- Had 20+ assists: 12/19/17 - 27 vs. Oral Roberts
- Had 20+ assists in back-to-back games: 12/05/17 (22 vs. Colorado State) 12/09/17 (23 vs. Minnesota)
- Had 25+ assists: 12/19/17 - 27 vs. Oral Roberts
- Had 2 players with 5+ assists: 12/16/17 vs. Troy (Macon - 5, Barford - 5)
- Had 3 players with 5+ assists: 11/10/17 vs. Samford (Macon - 8, Barford & Beard - 6)

THE LAST TIME AN ARKANSAS PLAYER »

POINTS »

- Scored 30-39 points in a game: 12/30/17 - 33 by Daryl Macon vs. Tennessee
- Scored 40-49 points in a game: 01/11/92 - 43 by Todd Day vs. LSU
- Scored 50+ points in a game: 11/13/09 - 51 by Rotnei Clarke vs. Alcorn State

DOUBLE-DOUBLES »

- Points/Rebounds: 03/11/17 - 12 pts and 13 rebs by Moses Kingsley vs. Vanderbilt
- Points/Assists: 02/17/16 - 12 pts and 10 asts by Jabril Durham vs. Auburn

REBOUNDS »

- Had 15+ rebounds in a game: 03/07/15 - 15 by Bobby Portis vs. LSU
- Had 20+ rebounds in a game: 11/21/97 - 23 by Nick Davis vs. Jackson State

THREE-POINT SHOOTING »

- 5+ 3FGM in a game: 01/02/18 - 5 (7 att) by Daryl Macon at Mississippi State

AT THE CHARITY STRIPE »

- 10+ FTA in a game: 11/17/17 - 10 by Daniel Gafford vs. Fresno State
- 10+ FTM in a game: 02/01/17 - 11 (12 att) by Moses Kingsley vs. Alabama

ASSISTS »

- 5+ assists in a game: 01/02/18 at Mississippi State (Barford - 5)
- Consecutive 5+ assists games: 12/05/17 by Daryl Macon vs. Colorado State (7) 12/09/17 by Daryl Macon vs. Minnesota (8) 12/16/17 by Daryl Macon vs. Troy (5)
- Three straight 5+ assists games: 12/05/17 by Daryl Macon vs. Colorado State (7) 12/09/17 by Daryl Macon vs. Minnesota (8) 12/16/17 by Daryl Macon vs. Troy (5)

- 10+ assists in a game: 03/05/16 - 11 by Jabril Durham vs. South Carolina
- Consecutive 10+ assists games: 01/16/10 - by Courtney Fortson vs. Alabama (10) 01/21/10 - by Courtney Fortson vs. Florida (11)

BLOCKS »

- Had 3+ blocks in a game: 12/30/17 - 5 by Daniel Gafford vs. Tennessee
- Had 5+ blocks in a game: 12/30/17 - 5 by Daniel Gafford vs. Tennessee

STEALS »

- Had 5+ steals in a game: 12/19/17 - 5 by Jaylen Barford vs. Oral Roberts
- Had consecutive 5+ steal games: 01/01/06 - by Ronnie Brewer vs. W. Illinois (5) 01/07/06 - by Ronnie Brewer vs. Miss. State (5)

» ARKANSAS GAME HIGHS »

POINTS	104	Arkansas vs Oral Roberts (12/19/17)
	102	Arkansas vs UCONN (11/26/17)
	101	Arkansas vs Bucknell (11/12/17)
FIELD GOALS MADE	41	Arkansas vs Oral Roberts (12/19/17)
	39	Arkansas vs Minnesota (12/09/17)
FIELD GOAL ATTEMPTS	72	Arkansas vs North Carolina (11/24/17)
	71	Tennessee vs Arkansas (12/30/17)
	71	Arkansas vs Bucknell (11/12/17)
FIELD GOAL PERCENTAGE	.600 (33-55)	Arkansas vs UCONN (11/26/17)
	.594 (41-69)	Arkansas vs Oral Roberts (12/19/17)
3 PT FIELD GOALS MADE	14	Arkansas vs Oral Roberts (12/19/17)
	11	Tennessee vs Arkansas (12/30/17)
	11	Bucknell vs Arkansas (11/12/17)
	11	Arkansas vs UCONN (11/26/17)
3 PT FG ATTEMPTS	29	CSU Bakersfield vs Arkansas (12/27/17)
	29	Troy vs Arkansas (12/16/17)
	29	Oklahoma vs Arkansas (11/23/17)
	29	Samford vs Arkansas (11/10/17)
3 PT FG PERCENTAGE	.579 (11-19)	Arkansas vs UCONN (11/26/17)
	.560 (14-25)	Arkansas vs Oral Roberts (12/19/17)
FREE THROWS MADE	27	Arkansas vs Oklahoma (11/23/17)
FREE THROW ATTEMPTS	40	Mississippi State vs Arkansas (01-02-18)
	38	Arkansas vs Fresno State (11/17/17)
FREE THROW PERCENTAGE	.821 (23-28)	Houston vs Arkansas (12/02/17)
	.818 (27-33)	Arkansas vs Oklahoma (11/23/17)
REBOUNDS	47	Arkansas vs CSU Bakersfield (12/27/17)
	46	North Carolina vs Arkansas (11/24/17)
ASSISTS	28	Arkansas vs Samford (11/10/17)
	27	Arkansas vs Oral Roberts (12/19/17)
STEALS	14	Arkansas vs Oral Roberts (12/19/17)
BLOCKED SHOTS	9	Arkansas vs Minnesota (12/09/17)
	9	Arkansas vs North Carolina (11/24/17)
TURNOVERS	27	Oral Roberts vs Arkansas (12/19/17)
	19	Colorado State vs Arkansas (12/05/17)
	19	Oklahoma vs Arkansas (11/23/17)
	19	Samford vs Arkansas (11/10/17)
FOULS	29	Fresno State vs Arkansas (11/17/17)

» ARKANSAS GAME LOWS »

POINTS	65	at Houston (12/02/17)
	68	vs North Carolina (11/24/17)
	75	at Mississippi State (01-02-18)
FIELD GOALS MADE	19	at Houston (12/02/17)
	27	FRESNO STATE (11/17/17)
	27	vs North Carolina (11/24/17)
FIELD GOAL ATTEMPTS	55	vs UCONN (11/26/17)
	55	at Houston (12/02/17)
FIELD GOAL PERCENTAGE	.345 (19-55)	at Houston (12/02/17)
	.375 (27-72)	vs North Carolina (11/24/17)
3 PT FIELD GOALS MADE	4	FRESNO STATE (11/17/17)
3 PT FG ATTEMPTS	14	FRESNO STATE (11/17/17)
	15	BUCKNELL (11/12/17)
	15	at Mississippi State (01-02-18)
3 PT FG PERCENTAGE	.286 (4-14)	FRESNO STATE (11/17/17)
	.316 (6-19)	at Houston (12/02/17)
FREE THROWS MADE	5	vs North Carolina (11/24/17)
	5	at Mississippi State (01-02-18)
FREE THROW ATTEMPTS	8	vs North Carolina (11/24/17)
	12	at Mississippi State (01-02-18)
FREE THROW PERCENTAGE	.417 (5-12)	at Mississippi State (01-02-18)
	.533 (8-15)	ORAL ROBERTS (12/19/17)
REBOUNDS	25	ORAL ROBERTS (12/19/17)
	29	at Houston (12/02/17)
ASSISTS	7	at Houston (12/02/17)
	9	TENNESSEE (12/30/17)
STEALS	3	at Mississippi State (01-02-18)
BLOCKED SHOTS	1	vs UCONN (11/26/17)
	1	at Houston (12/02/17)
TURNOVERS	5	COLORADO STATE (12/05/17)
	6	vs Troy (12/16/17)
FOULS	12	ORAL ROBERTS (12/19/17)
	17	vs UCONN (11/26/17)

» ARKANSAS INDIVIDUAL GAME HIGHS »

Points	33	Daryl Macon vs Tennessee (12/30/17)
	28	Jaylen Barford vs Tennessee (12/30/17)
	27	Daryl Macon vs Oklahoma (11/23/17)
	27	Jaylen Barford vs Bucknell (11/12/17)
	25	Daryl Macon vs Troy (12/16/17)
Field Goals Made	25	Daniel Gafford vs Fresno State (11/17/17)
	10	Jaylen Barford vs Tennessee (12/30/17)
	10	Daryl Macon vs Tennessee (12/30/17)
	10	Jaylen Barford vs Bucknell (11/12/17)
Field Goal Att.	19	Jaylen Barford vs Oklahoma (11/23/17)
	18	Jaylen Barford vs Tennessee (12/30/17)
	18	Daryl Macon vs Tennessee (12/30/17)
FG Pct (min 5 made)	1.000 (8-8)	Daniel Gafford vs Minnesota (12/09/17)
	.889 (8-9)	Jaylen Barford vs Oral Roberts (12/19/17)
3-Point FG Made	6	Daryl Macon vs Oklahoma (11/23/17)
	5	Daryl Macon at Mississippi State (01-02-18)
	5	Daryl Macon vs Tennessee (12/30/17)
	5	C.J. Jones vs Oral Roberts (12/19/17)
	5	Daryl Macon vs Troy (12/16/17)
	5	C.J. Jones vs Minnesota (12/09/17)
3-Point FG Att.	10	C.J. Jones vs North Carolina (11/24/17)
	9	Daryl Macon vs Tennessee (12/30/17)
	9	Daryl Macon vs Oral Roberts (12/19/17)
	9	Daryl Macon vs Troy (12/16/17)
3-Pt FG Pct (min 2 made)	1.000 (2-2)	Jaylen Barford vs Oral Roberts (12/19/17)
	.800 (4-5)	Jaylen Barford vs UCONN (11/26/17)
Free Throws Made	8	Daryl Macon vs Tennessee (12/30/17)
	7	Jaylen Barford vs Tennessee (12/30/17)
	7	Jaylen Barford at Houston (12/02/17)
	7	Daryl Macon vs Oklahoma (11/23/17)
	7	Daniel Gafford vs Fresno State (11/17/17)
Free Throw Att.	10	Daniel Gafford vs Fresno State (11/17/17)
	9	Daniel Gafford vs Tennessee (12/30/17)
	9	Darius Hall vs CSU Bakersfield (12/27/17)
	9	Jaylen Barford at Houston (12/02/17)
	9	Jaylen Barford vs Bucknell (11/12/17)
FT Pct (min 5 made)	1.000 (8-8)	Daryl Macon vs Tennessee (12/30/17)
	1.000 (7-7)	Daryl Macon vs Oklahoma (11/23/17)
	1.000 (6-6)	C.J. Jones vs UCONN (11/26/17)
	1.000 (6-6)	Anton Beard vs Oklahoma (11/23/17)
	1.000 (5-5)	Daniel Gafford vs Bucknell (11/12/17)
	1.000 (5-5)	Anton Beard vs Bucknell (11/12/17)
Rebounds	12	Daniel Gafford vs CSU Bakersfield (12/27/17)
	11	Trey Thompson vs Bucknell (11/12/17)
Assists	8	Daryl Macon vs CSU Bakersfield (12/27/17)
	8	Daryl Macon vs Minnesota (12/09/17)
	8	Daryl Macon vs Samford (11/10/17)
Steals	5	Jaylen Barford vs Oral Roberts (12/19/17)
	3	Daryl Macon vs Troy (12/16/17)
Blocked Shots	6	Daniel Gafford vs Minnesota (12/09/17)
	5	Daniel Gafford vs Tennessee (12/30/17)
	5	Adrio Bailey vs North Carolina (11/24/17)
Turnovers	4	Trey Thompson vs Fresno State (11/17/17)
Fouls	5	Adrio Bailey at Mississippi State (01-02-18)
	5	Anton Beard vs Tennessee (12/30/17)
	5	Dustin Thomas vs Tennessee (12/30/17)
	5	Daniel Gafford vs UCONN (11/26/17)
	5	Daniel Gafford vs Bucknell (11/12/17)
	5	Daniel Gafford vs Samford (11/10/17)
Minutes	42	Anton Beard vs Tennessee (12/30/17)
	41	Daryl Macon vs Tennessee (12/30/17)
	38	Jaylen Barford at Mississippi State (01-02-18)
	38	Anton Beard vs North Carolina (11/24/17)
	37	Daryl Macon at Mississippi State (01-02-18)

STARTING LINEUPS »

Date	Opponent	G	G	G	F	F	Outcome
Nov. 10	Samford	Barford	Macon	Beard	Bailey	Thompson	W, 95-56
Nov. 12	Bucknell	Barford	Macon	Beard	Bailey	Thompson	W, 101-73
Nov. 17	Fresno State	Barford	Macon	Beard	Bailey	Thompson	W, 83-75
Nov. 23	vs. Oklahoma^	Barford	Macon	Beard	Bailey	Thompson	W, 92-83
Nov. 24	vs. North Carolina^	Barford	Macon	Beard	Bailey	Thompson	L, 87-68
Nov. 26	vs. UConn^	Barford	Macon	Beard	Bailey	Thompson	W, 102-67
Dec. 2	at Houston	Barford	Macon	Beard	Bailey	Thompson	L, 91-65
Dec. 5	Colorado State	Barford	Macon	Beard	Thomas	Thompson	W, 92-66
Dec. 9	Minnesota	Barford	Macon	Beard	Thomas	Gafford	W, 95-79
Dec. 16	vs. Troy+	Barford	Macon	Beard	Thomas	Gafford	W, 88-63
Dec. 19	Oral Roberts	Barford	Macon	Beard	Thomas	Gafford	W, 104-69
Dec. 27	CSU Bakersfield	Barford	Macon	Beard	Thomas	Gafford	W, 95-68
Dec. 30	Tennessee*	Barford	Macon	Beard	Thomas	Gafford	W, 95-93 (OT)
Jan. 2	at Mississippi State*	Barford	Macon	Beard	Thomas	Gafford	L, 78-75
Jan. 6	at Auburn*	--	--	--	--	--	--
Jan. 10	LSU*	--	--	--	--	--	--
Jan. 13	Missouri*	--	--	--	--	--	--
Jan. 17	at Florida*	--	--	--	--	--	--
Jan. 20	Ole Miss*	--	--	--	--	--	--
Jan. 23	at Georgia*	--	--	--	--	--	--
Jan. 27	Oklahoma State	--	--	--	--	--	--
Jan. 30	at Texas A&M*	--	--	--	--	--	--
Feb. 3	at LSU*	--	--	--	--	--	--
Feb. 6	South Carolina*	--	--	--	--	--	--
Feb. 10	Vanderbilt*	--	--	--	--	--	--
Feb. 13	at Ole Miss*	--	--	--	--	--	--
Feb. 17	Texas A&M*	--	--	--	--	--	--
Feb. 20	Kentucky*	--	--	--	--	--	--
Feb. 24	at Alabama*	--	--	--	--	--	--
Feb. 27	Auburn*	--	--	--	--	--	--
March 3	at Missouri*	--	--	--	--	--	--

^ Phil Knight Invitational (Portland, Oregon)

+ at Verizon Arena (North Little Rock, Ark.)

* SEC Game

% Big12/SEC Challenge

LEADS & DEFICITS »

Date	Opponent	Largest Lead	Largest Deficit	Time Led	Time Trailed	Time Tied	Outcome
Nov. 10	Samford	44 (2nd - 12:09)	1 (1st - 16:52)	38:45	0:07	1:08	W, 95-56
Nov. 12	Bucknell	28 (2nd - 00:19)	3 (1st - 19:37)	37:56	1:41	0:23	W, 101-73
Nov. 17	Fresno State	19 (2nd - 10:32)	6 (1st - 17:50)	35:05	4:42	0:13	W, 83-75
Nov. 23	vs. Oklahoma^	10 (1st - 8:45)	2 (1st - 16:05)	36:29	0:58	2:33	W, 93-83
Nov. 24	vs. North Carolina^	6 (1st - 15:05)	19 (2nd - 0:24)	7:25	31:21	1:14	L, 87-68
Nov. 26	vs. UConn^	42 (2nd - 2:03)	None	39:49	None	0:11	W, 102-67
Dec. 2	at Houston	None	30 (2nd - 3:04)	None	38:34	1:26	L, 91-65
Dec. 5	Colorado State	29 (2nd - 5:43)	11 (1st - 16:10)	32:05	7:34	0:21	W, 92-66
Dec. 9	Minnesota	19 (2nd - 7:59)	None	39:19	None	0:41	W, 95-79
Dec. 16	vs. Troy+	25 (2nd - 1:43)	6 (1st - 18:47)	35:38	4:10	0:12	W, 88-63
Dec. 19	Oral Roberts	40 (2nd - 15:54)	None	38:55	None	1:05	W, 104-69
Dec. 27	CSU Bakersfield	27 (2nd - 0:23)	3 (1st - 18:42)	36:56	1:25	1:39	W, 95-68
Dec. 30	Tennessee*	11 (OT - 0:47)	10 (1st - 1:11)	4:05	38:23	2:32	W, 95-93 (OT)
Jan. 2	at Mississippi State*	8 (2nd - 12:46)	4 (1st - 0:44)	28:44	6:09	5:07	L, 78-75
Jan. 6	at Auburn*	--	--	--	--	--	--
Jan. 10	LSU*	--	--	--	--	--	--
Jan. 13	Missouri*	--	--	--	--	--	--
Jan. 17	at Florida*	--	--	--	--	--	--
Jan. 20	Ole Miss*	--	--	--	--	--	--
Jan. 23	at Georgia*	--	--	--	--	--	--
Jan. 27	Oklahoma State	--	--	--	--	--	--
Jan. 30	at Texas A&M*	--	--	--	--	--	--
Feb. 3	at LSU*	--	--	--	--	--	--
Feb. 6	South Carolina*	--	--	--	--	--	--
Feb. 10	Vanderbilt*	--	--	--	--	--	--
Feb. 13	at Ole Miss*	--	--	--	--	--	--
Feb. 17	Texas A&M*	--	--	--	--	--	--
Feb. 20	Kentucky*	--	--	--	--	--	--
Feb. 24	at Alabama*	--	--	--	--	--	--
Feb. 27	Auburn*	--	--	--	--	--	--
March 3	at Missouri*	--	--	--	--	--	--

^ Phil Knight Invitational (Portland, Oregon)

+ at Verizon Arena (North Little Rock, Ark.)

* SEC Game

% Big12/SEC Challenge

▶ GAME-BY-GAME LEADERS »

Date	Opponent	Points	Rebounds	Assists	Steals	Blocks
Nov. 10	Samford	Two Players (16)	Thompson (8)	Macon (8)	Macon (2)	Gafford (3)
Nov. 12	Bucknell	Barford (27)	Thompson (11)	Macon (4)	Three Players (2)	Two Players (2)
Nov. 17	Fresno State	Gafford (25)	Gafford (8)	Barford (5)	Gafford (2)	Gafford (3)
Nov. 23	vs. Oklahoma^	Macon (27)	Thomas (9)	Thompson (5)	Two Players (2)	Barford (2)
Nov. 24	vs. North Carolina^	Barford (21)	Gafford (6)	Beard (4)	Barford (2)	Bailey (5)
Nov. 26	vs. UConn^	Barford (24)	Hall (6)	Thompson (5)	Five Players (1)	Bailey (1)
Dec. 2	at Houston	Two Players (13)	Two Players (6)	Beard (3)	Four Players (1)	Thompson (1)
Dec. 5	Colorado State	Two Players (19)	Gafford (6)	Macon (7)	Two Players (2)	Gafford (2)
Dec. 9	Minnesota	Barford (22)	Gafford (7)	Macon (8)	Two Players (2)	Gafford (6)
Dec. 16	vs. Troy+	Macon (25)	Barford (7)	Two Players (5)	Macon (3)	Gafford (3)
Dec. 19	Oral Roberts	Barford (18)	Two Players (4)	Three Players (4)	Barford (5)	Three Players (2)
Dec. 27	CSU Bakersfield	Barford (19)	Gafford (12)	Macon (8)	Three Players (2)	Three Players (1)
Dec. 30	Tennessee*	Macon (33)	Gafford (8)	Barford (4)	Barford (2)	Gafford (5)
Jan. 2	at Mississippi State*	Macon (24)	Barford (7)	Barford (5)	Beard (2)	Thompson (1)
Jan. 6	at Auburn*	--	--	--	--	--
Jan. 10	LSU*	--	--	--	--	--
Jan. 13	Missouri*	--	--	--	--	--
Jan. 17	at Florida*	--	--	--	--	--
Jan. 20	Ole Miss*	--	--	--	--	--
Jan. 23	at Georgia*	--	--	--	--	--
Jan. 27	Oklahoma State	--	--	--	--	--
Jan. 30	at Texas A&M*	--	--	--	--	--
Feb. 3	at LSU*	--	--	--	--	--
Feb. 6	South Carolina*	--	--	--	--	--
Feb. 10	Vanderbilt*	--	--	--	--	--
Feb. 13	at Ole Miss*	--	--	--	--	--
Feb. 17	Texas A&M*	--	--	--	--	--
Feb. 20	Kentucky*	--	--	--	--	--
Feb. 24	at Alabama*	--	--	--	--	--
Feb. 27	Auburn*	--	--	--	--	--
March 3	at Missouri*	--	--	--	--	--

^ Phil Knight Invitational (Portland, Oregon)

+ at Verizon Arena (North Little Rock, Ark.)

* SEC Game

% Big12/SEC Challenge

Date	Opponent	Deflections	Charges	Steals	Dunks	Blocks
Nov. 10	Samford	43	2	7	12	6
Nov. 12	Bucknell	34	1	10	4	5
Nov. 17	Fresno State	42	4	5	7	6
Nov. 23	vs. Oklahoma^	37	3	8	2	4
Nov. 24	vs. North Carolina^	48	1	8	0	9
Nov. 26	vs. UConn^	43	2	5	4	1
Dec. 2	at Houston	27	4	4	0	1
Dec. 5	Colorado State	42	2	6	5	3
Dec. 9	Minnesota	50	1	5	3	9
Dec. 16	vs. Troy+	50	1	7	7	8
Dec. 19	Oral Roberts	42	1	14	6	7
Dec. 27	CSU Bakersfield	42	1	10	5	3
Dec. 30	Tennessee*	34	4	4	2	7
Jan. 2	at Mississippi State*	22	1	3	6	3
Jan. 6	at Auburn*	--	--	--	--	--
Jan. 10	LSU*	--	--	--	--	--
Jan. 13	Missouri*	--	--	--	--	--
Jan. 17	at Florida*	--	--	--	--	--
Jan. 20	Ole Miss*	--	--	--	--	--
Jan. 23	at Georgia*	--	--	--	--	--
Jan. 27	Oklahoma State	--	--	--	--	--
Jan. 30	at Texas A&M*	--	--	--	--	--
Feb. 3	at LSU*	--	--	--	--	--
Feb. 6	South Carolina*	--	--	--	--	--
Feb. 10	Vanderbilt*	--	--	--	--	--
Feb. 13	at Ole Miss*	--	--	--	--	--
Feb. 17	Texas A&M*	--	--	--	--	--
Feb. 20	Kentucky*	--	--	--	--	--
Feb. 24	at Alabama*	--	--	--	--	--
Feb. 27	Auburn*	--	--	--	--	--
March 3	at Missouri*	--	--	--	--	--
TOTALS		556	28	96	63	72

^ Phil Knight Invitational (Portland, Oregon)

+ at Verizon Arena (North Little Rock, Ark.)

* SEC Game

% Big12/SEC Challenge

MISCELLANEOUS TEAM STATS »

Date	Opponent	W/L	Points In Paint			Pts Off Turnovers			2nd Chance Pts			Fast Break Pts		
			Ark	Opp.	Diff.	Ark	Opp.	Diff.	Ark	Opp.	Diff.	Ark	Opp.	Diff.
Nov. 10	Samford	W	44	20	+24	35	14	+21	7	17	-10	19	9	+10
Nov. 12	Bucknell	W	54	28	+26	29	15	+14	25	8	+17	10	0	+10
Nov. 17	Fresno State	W	40	36	+4	20	11	+9	13	14	-1	12	9	+3
Nov. 23	vs. Oklahoma^	W	30	42	-12	20	13	+7	12	4	+8	6	12	-6
Nov. 24	vs. North Carolina^	L	28	38	-10	15	15	0	6	8	-2	2	8	-6
Nov. 26	vs. UConn^	W	38	28	+10	20	16	+4	9	7	+2	13	3	+10
Dec. 2	at Houston	L	18	29	-11	9	12	-3	8	9	-1	0	9	-9
Dec. 5	Colorado State	W	38	20	+18	27	6	+21	8	18	-10	16	7	+9
Dec. 9	Minnesota	W	46	38	+8	17	12	+5	15	12	+3	11	15	-4
Dec. 16	vs. Troy+	W	50	16	+34	17	7	+10	12	9	+3	19	2	+17
Dec. 19	Oral Roberts	W	46	38	+8	42	9	+33	11	12	-1	26	6	+20
Dec. 27	CSU Bakersfield	W	40	22	+18	24	9	+15	23	16	+7	9	8	+1
Dec. 30	Tennessee*	W	38	30	+8	18	10	+8	11	11	0	19	16	+3
Jan. 2	at Mississippi State*	L	42	38	+4	9	19	-10	9	16	-7	4	10	-6
Jan. 6	at Auburn*	--	--	--	--	--	--	--	--	--	--	--	--	--
Jan. 10	LSU*	--	--	--	--	--	--	--	--	--	--	--	--	--
Jan. 13	Missouri*	--	--	--	--	--	--	--	--	--	--	--	--	--
Jan. 17	at Florida*	--	--	--	--	--	--	--	--	--	--	--	--	--
Jan. 20	Ole Miss*	--	--	--	--	--	--	--	--	--	--	--	--	--
Jan. 23	at Georgia*	--	--	--	--	--	--	--	--	--	--	--	--	--
Jan. 27	Oklahoma State	--	--	--	--	--	--	--	--	--	--	--	--	--
Jan. 30	at Texas A&M*	--	--	--	--	--	--	--	--	--	--	--	--	--
Feb. 3	at LSU*	--	--	--	--	--	--	--	--	--	--	--	--	--
Feb. 6	South Carolina*	--	--	--	--	--	--	--	--	--	--	--	--	--
Feb. 10	Vanderbilt*	--	--	--	--	--	--	--	--	--	--	--	--	--
Feb. 13	at Ole Miss*	--	--	--	--	--	--	--	--	--	--	--	--	--
Feb. 17	Texas A&M*	--	--	--	--	--	--	--	--	--	--	--	--	--
Feb. 20	Kentucky*	--	--	--	--	--	--	--	--	--	--	--	--	--
Feb. 24	at Alabama*	--	--	--	--	--	--	--	--	--	--	--	--	--
Feb. 27	Auburn*	--	--	--	--	--	--	--	--	--	--	--	--	--
March 3	at Missouri*	--	--	--	--	--	--	--	--	--	--	--	--	--
TOTALS		11-3	552	423	+129	302	177	+125	169	161	+8	166	114	+52

^ Phil Knight Invitational (Portland, Oregon)

+ at Verizon Arena (North Little Rock, Ark.)

* SEC Game

% Big12/SEC Challenge

JAYLEN BARFORD



#0 | Senior | Guard | 6-3 | 202 | Jackson, Tenn. | Motlow State CC

BARFORD'S NEWS & NOTES »

- Named to preseason coaches All-SEC second team.
- Despite scoring just 11 points at MSU, he tied his career high with seven boards and assisted on five baskets.
- Posted a career-high 28 points against Tennessee, scoring 8 of Arkansas' final 17 points to help force overtime.
- Only SEC player to rank in the top 3 in scoring (18.7), field goal pct (.503).
- Combined with Daryl Macon to score 61 points, including 31 of Arkansas' final 41, to defeat No. 19 Tennessee.
- Leads the country with 10 games of at least 15 points, 2 rebounds, 2 assists and less than 3 turnovers.
- Has 10 career 20-point games, seven coming away from Bud Walton Arena.
- Five of nine 20-point efforts are this season, including two performances in Portland vs. UNC and UConn.
- Hit at least 2 three-pointers in the 10 of 14 games, after having just seven similar efforts last year.
- Named to PK80 Victory Bracket All-Tournament team, after leading the team with 21.3 points per game.
- Was the first Razorback in eight years to average 20 points per game through the first six games.
- Scored a then-career and game-high 27 points against Bucknell.
- Finished third on the team in scoring last season, averaging 12.8 points per game.
- Finished second on the team with 72 assists and had 21 games with multiple dimes last season.

GAME-BY-GAME STATS »

#00 Jaylen Barford

Opponent	Date	gs	min	Total		3-Pointers		Free throws		Rebounds				pf	a	t/o	blk	stl	pts	avg	
				fg-fga	pct	3fg-fga	pct	ft-fa	pct	off	def	tot	avg								
SAMFORD	11/10/17	*	29	5-11	.455	2-5	.400	4-5	.800	0	4	4	4.0	3	6	2	1	1	16	16.0	
BUCKNELL	11/12/17	*	28	10-15	.667	2-3	.667	5-9	.556	2	3	5	4.5	1	2	1	0	2	27	21.5	
FRESNO STATE	11/17/17	*	35	5-13	.385	2-4	.500	6-8	.750	3	4	7	5.3	3	5	2	0	0	18	20.3	
vs Oklahoma	11/23/17	*	34	7-19	.368	3-7	.429	2-4	.500	0	2	2	4.5	2	2	2	2	0	19	20.0	
vs North Carolina	11/24/17	*	27	9-17	.529	2-6	.333	1-1	1.000	0	3	3	4.2	4	2	3	1	2	21	20.2	
vs UCONN	11/26/17	*	27	9-12	.750	4-5	.800	2-2	1.000	0	4	4	4.2	0	3	2	0	0	24	20.8	
at Houston	12/02/17	*	36	3-11	.273	0-3	.000	7-9	.778	2	1	3	4.0	2	2	3	0	0	13	19.7	
COLORADO STATE	12/05/17	*	25	7-13	.538	3-6	.500	2-4	.500	1	4	5	4.1	2	3	1	0	0	19	19.6	
MINNESOTA	12/09/17	*	36	9-15	.600	2-5	.400	2-3	.667	0	4	4	4.1	1	4	0	1	0	22	19.9	
vs Troy	12/16/17	*	30	2-11	.182	1-5	.200	2-4	.500	1	6	7	4.4	1	5	0	0	1	7	18.6	
ORAL ROBERTS	12/19/17	*	24	8-9	.889	2-2	1.000	0-1	.000	1	2	3	4.3	0	4	1	0	5	18	18.5	
CSU BAKERSFIELD	12/27/17	*	23	8-12	.667	3-5	.600	0-0	.000	1	1	2	4.1	3	3	1	0	1	19	18.6	
TENNESSEE	12/30/17	*	35	10-18	.556	1-5	.200	7-8	.875	1	4	5	4.2	3	4	0	0	2	28	19.3	
at Mississippi State	01/02/18	*	38	4-15	.267	0-6	.000	3-4	.750	3	4	7	4.4	4	5	2	0	0	11	18.7	
Totals			14	427	96-191	.503	27-67	403	43-62	.694	15	46	61	4.4	29	50	20	5	14	262	18.7

Games played: 14
Minutes/game: 30.5
Points/game: 18.7
FG Pct: 50.3
3FG Pct: 40.3
FT Pct: 69.4

Rebounds/game: 4.4
Assists/game: 3.6
Turnovers/game: 1.4
Assist/turnover ratio: 2.5
Steals/game: 1.0
Blocks/game: 0.4

PERSONAL BESTS »

POINTS

Season: 28 vs. Tennessee (12/30/17)

Career: 28 vs. Tennessee (12/30/17)

FIELD GOALS

Season: 10 (2x), last vs. Tennessee (12/30/17)

Career: 10 (2x), last vs. Tennessee (12/30/17)

FIELD GOALS ATTEMPTED

Season: 19 vs. Oklahoma (11/23/17)

Career: 19 vs. Oklahoma (11/23/17)

3-POINT FIELD GOALS

Season: 4 vs. UConn (11/26/17)

Career: 4 vs. UConn (11/26/17)

3-POINT FG ATTEMPTS

Season: 7 vs. Oklahoma (11/23/17)

Career: 7 vs. Oklahoma (11/23/17)

FREE THROWS MADE

Season: 7 (2x), last vs. Tennessee (12/30/17)

Career: 7 (3x), last vs. Tennessee (12/30/17)

FREE THROWS ATTEMPTS

Season: 9 (2x), last at Houston (12/02/17)

Career: 9 (3x), last at Houston (12/02/17)

REBOUNDS

Season: 7 (3x), last at Mississippi State (01/02/18)

Career: 7 (4x), last at Mississippi State (01/02/18)

ASSISTS

Season: 6 vs. Samford (11/10/17)

Career: 6 (2x), last vs. Samford (11/10/17)

STEALS

Season: 5 vs. Oral Roberts (12/19/17)

Career: 5 vs. Oral Roberts (12/19/17)

BLOCKS

Season: 2 vs. Oklahoma (11/23/17)

Career: 2 (2x), last vs. Oklahoma (11/23/17)

MINUTES

Season: 38 at Mississippi State (01/02/18)

Career: 38 at Mississippi State (01/02/18)

CAREER STATISTICS AT ARKANSAS »

			Total		3-Point		F-Throws		Rebounds											Scoring	
Season	gp-gs	min/avg	fg-fga	pct	fg-fga	pct	ft-fla	pct	off	def	tot	avg	pf	fo	ast	to	blk	stl	pts	avg	
2016-17	36-30	914/25.4	174-397	.438	29-109	.266	82-109	.752	39	97	136	3.8	81	0	72	71	6	44	459	12.8	
2017-18	14-14	427/30.5	96-191	.503	27-67	.403	43-62	.694	15	46	61	4.4	29	0	50	20	5	14	262	18.7	
TOTAL	50-44	1341/26.8	270-588	.459	56-176	.318	125-171	.731	54	143	197	3.9	110	0	122	91	11	58	721	14.4	

TREY THOMPSON



#1 | Senior | Forward | 6-9 | 265 | Madison, Ark. | Forrest City HS

THOMPSON'S NEWS & NOTES »

- Is second on the team with 93 games played as a Razorback.
- Tied his career high with 11 boards against Bucknell.
- One of four Razorbacks with 20-plus assists (26) and the only forward.
- Third on the team with 56 total rebounds through 14 games.
- Is the tallest player in Arkansas history with more career assists (119) than made field goals (90), according to @HogStats.
- Led the team with 12 assists in three games at PK80, with his first two 5-assist games this season.
- Averaged 2.4 points, 3.3 rebounds and 1.6 assists per contest last season.
- Finished second on the team with 29 blocks last year, including multiple swats in 12 games.
- Had the second-best assist-to-turnover ratio on the team at 2.5 with 56 assists and only 22 turnovers.
- Shot 61.8 percent (34-55) from the field, the best field goal percentage on the team.
- Scored a season-high eight points in victories over Missouri (Jan. 14) and Ole Miss (Feb. 18) last season.

GAME-BY-GAME STATS »

#01 Trey Thompson

Opponent	Date	gs	min	Total		3-Pointers		Free throws		Rebounds											
				fg-fga	pct	3fg-fga	pct	ft-fa	pct	off	def	tot	avg	pf	a	t/o	blk	stl	pts	avg	
SAMFORD	11/10/17	*	25	4-4	1.000	0-0	.000	0-0	.000	1	7	8	8.0	2	3	0	0	1	8	8.0	
BUCKNELL	11/12/17	*	25	1-2	.500	0-0	.000	0-1	.000	4	7	11	9.5	3	2	2	1	0	2	5.0	
FRESNO STATE	11/17/17	*	10	1-2	.500	0-0	.000	1-3	.333	1	0	1	6.7	4	0	4	0	0	3	4.3	
vs Oklahoma	11/23/17	*	15	1-2	.500	0-0	.000	0-0	.000	2	2	4	6.0	2	5	1	0	1	2	3.8	
vs North Carolina	11/24/17	*	26	2-3	.667	0-0	.000	0-2	.000	1	1	2	5.2	2	2	0	1	1	4	3.8	
vs UCONN	11/26/17	*	19	0-1	.000	0-0	.000	1-2	.500	0	3	3	4.8	1	5	0	0	0	1	3.3	
at Houston	12/02/17	*	22	0-3	.000	0-0	.000	0-0	.000	0	2	2	4.4	4	0	3	1	1	0	2.9	
COLORADO STATE	12/05/17	*	15	1-2	.500	0-0	.000	0-0	.000	1	1	2	4.1	2	3	0	1	0	2	2.8	
MINNESOTA	12/09/17		19	1-3	.333	0-0	.000	0-0	.000	2	4	6	4.3	4	2	2	2	2	2	2.7	
vs Troy	12/16/17		14	3-3	1.000	0-0	.000	2-2	1.000	1	2	3	4.2	2	1	2	2	1	8	3.2	
ORAL ROBERTS	12/19/17		13	1-3	.333	0-0	.000	0-0	.000	1	2	3	4.1	1	1	1	0	1	2	3.1	
CSU BAKERSFIELD	12/27/17		15	2-5	.400	0-0	.000	1-2	.500	3	3	6	4.3	1	1	1	0	1	5	3.3	
TENNESSEE	12/30/17		13	1-1	1.000	0-0	.000	0-0	.000	0	1	1	4.0	0	0	2	0	0	2	3.2	
at Mississippi State	01/02/18		8	0-1	.000	0-0	.000	0-0	.000	0	4	4	4.0	3	1	2	2	0	0	2.9	
Totals			8	239	18-35	.514	0-0	.000	5-12	.417	17	39	56	4.0	31	26	20	10	9	41	2.9

Games played: 14
Minutes/game: 17.1
Points/game: 2.9
FG Pct: 51.4
FT Pct: 41.7

Rebounds/game: 4.0
Assists/game: 1.9
Turnovers/game: 1.4
Assist/turnover ratio: 1.3
Steals/game: 0.6
Blocks/game: 0.7

PERSONAL BESTS »

POINTS

Season: 8 (2x), last vs. Troy (12/16/17)
Career: 13 vs. LSU (02/23/16)

FIELD GOALS

Season: 4 vs. Samford (11/10/17)
Career: 6 vs. LSU (02/23/16)

FIELD GOALS ATTEMPTED

Season: 5 vs. CSU Bakersfield (12/27/17)
Career: 7 vs. Tennessee Tech (12/12/15)

3-POINT FIELD GOALS

Season: --
Career: --

3-POINT FG ATTEMPTS

Season: --
Career: 1 at Tennessee (01/03/17)

FREE THROWS MADE

Season: 2 vs. Troy (12/16/17)
Career: 4 (2x), last at No. 6 Kentucky (01/07/17)

FREE THROWS ATTEMPTS

Season: 3 vs. Fresno State (11/17/17)
Career: 5 at Texas A&M (01/02/16)

REBOUNDS

Season: 11 vs. Bucknell (11/12/17)
Career: 11 (2x), last vs. Bucknell (11/12/17)

ASSISTS

Season: 5 (2x), last vs. UConn (11/26/17)
Career: 6 vs. Texas A&M (02/22/17)

STEALS

Season: 2 (2x), last at Mississippi State (01/02/18)
Career: 3 vs. Ole Miss (02/18/17)

BLOCKS

Season: 2 (2x), last vs. Troy (12/16/17)
Career: 4 vs. Texas Tech (01/30/16)

MINUTES

Season: 26 vs. North Carolina (11/24/17)
Career: 29 (2x), last vs. Auburn (02/25/17)

CAREER STATISTICS AT ARKANSAS »

			Total		3-Point		F-Throws		Rebounds											Scoring	
Season	gp-gs	min/avg	fg-fga	pct	fg-fga	pct	ft-fla	pct	off	def	tot	avg	pf	fo	ast	to	blk	stl	pts	avg	
2014-15	14-0	33/2.4	1-5	.200	0-0	.000	3-3	1.000	3	3	6	0.4	3	0	1	4	1	1	5	0.4	
2015-16	29-1	503/17.3	37-61	.607	0-0	.000	16-31	.516	28	96	124	4.3	88	6	36	33	27	13	90	3.1	
2016-17	36-0	503/14.0	34-55	.618	0-1	.000	19-29	.655	30	87	117	3.3	79	0	56	22	29	22	87	2.4	
2017-18	14-8	239/17.1	18-35	.514	0-0	.000	5-12	.417	17	39	56	4.0	31	0	26	20	10	9	41	2.9	
TOTAL	93-9	1278/13.7	90-156	.577	0-1	.000	43-75	.573	78	225	303	3.3	201	6	119	79	67	45	223	2.4	

ADRIO BAILEY



#2 | Sophomore | Forward | 6-6 | 204 | Campti, La. | Lakeview HS

BAILEY'S NEWS & NOTES »

- Recorded his fourth-career double figure scoring game, third this season, at Mississippi State.
- Bailey's 10-point effort at MSU was his first double-digit effort of his career against a high-major program.
- His performance at MSU was his third 10-plus point, six-rebound outing of the season.
- Has eight four-rebound efforts this season in 14 games, after starting the season with six straight.
- Slammed home a career-high four dunks against Troy to go 5-of-8 from the field for 10 points.
- Tied his career high in blocks each of the first three games, then broke it against UNC, swatting five shots.
- His five blocks in 18 minutes was the first performance by Razorback with 5+ blocks in fewer than 20 minutes of playing time since Moses Kingsley against Mississippi State on Feb. 21, 2015 (via @HogStats).
- Represented Arkansas at the 2017 SEC Men's Basketball Leadership Council.
- Played a season-high 19 minutes in the second round game of the NCAA Tournament against No. 1 North Carolina (March 19), recording a season-high three steals and adding four points.

GAME-BY-GAME STATS »

#02 Adrio Bailey

Opponent	Date	gs	min	Total		3-Pointers		Free throws		Rebounds										
				fg-fga	pct	3fg-fga	pct	ft-fa	pct	off	def	tot	avg	pf	a	t/o	blk	stl	pts	avg
SAMFORD	11/10/17	*	25	7-8	.875	0-0	.000	1-1	1.000	2	4	6	6.0	0	1	3	2	1	15	15.0
BUCKNELL	11/12/17	*	23	3-5	.600	0-0	.000	1-2	.500	2	2	4	5.0	4	2	2	2	2	7	11.0
FRESNO STATE	11/17/17	*	28	1-2	.500	0-0	.000	3-4	.750	2	3	5	5.0	3	3	0	2	0	5	9.0
vs Oklahoma	11/23/17	*	17	3-6	.500	0-0	.000	3-4	.750	3	4	7	5.5	1	1	0	1	0	9	9.0
vs North Carolina	11/24/17	*	18	2-5	.400	0-0	.000	0-0	.000	1	3	4	5.2	1	0	0	5	0	4	8.0
vs UCONN	11/26/17	*	24	4-7	.571	0-0	.000	0-1	.000	2	2	4	5.0	2	0	0	1	1	8	8.0
at Houston	12/02/17	*	11	1-2	.500	0-0	.000	2-3	.667	0	1	1	4.4	3	0	1	0	0	4	7.4
COLORADO STATE	12/05/17		9	0-0	.000	0-0	.000	0-0	.000	0	0	0	3.9	1	1	0	0	0	0	6.5
MINNESOTA	12/09/17		15	3-7	.429	0-0	.000	0-0	.000	1	1	2	3.7	3	0	0	0	0	6	6.4
vs Troy	12/16/17		16	5-8	.625	0-0	.000	0-0	.000	3	3	6	3.9	3	2	1	1	0	10	6.8
ORAL ROBERTS	12/19/17		12	3-3	1.000	0-0	.000	0-1	.000	0	1	1	3.6	0	2	1	2	2	6	6.7
CSU BAKERSFIELD	12/27/17		11	2-2	1.000	0-0	.000	0-0	.000	1	2	3	3.6	4	0	1	0	0	4	6.5
TENNESSEE	12/30/17		5	0-0	.000	0-0	.000	0-0	.000	0	0	0	3.3	0	0	0	1	0	0	6.0
at Mississippi State	01/02/18		18	5-7	.714	0-0	.000	0-2	.000	2	4	6	3.5	5	0	0	0	1	10	6.3
Totals		7	232	39-62	.629	0-0	.000	10-18	.556	19	30	49	3.5	30	12	9	17	7	88	6.3

Games played: 14
Minutes/game: 16.6
Points/game: 6.3
FG Pct: 62.9
FT Pct: 55.6

Rebounds/game: 3.5
Assists/game: 0.9
Turnovers/game: 0.6
Assist/turnover ratio: 1.3
Steals/game: 0.5
Blocks/game: 1.2

PERSONAL BESTS »

POINTS

Season: 15 vs. Samford (11/10/17)
Career: 15 vs. Samford (11/10/17)

FIELD GOALS

Season: 7 vs. Samford (11/10/17)
Career: 7 (2x), last vs. Samford (11/10/17)

FIELD GOALS ATTEMPTED

Season: 8 (2x), last vs. Troy (12/16/17)
Career: 8 (3x), last vs. Troy (12/16/17)

3-POINT FIELD GOALS

Season: --
Career: --

3-POINT FG ATTEMPTS

Season: --
Career: --

FREE THROWS MADE

Season: 3 (2x), last vs. Oklahoma (11/23/17)
Career: 3 (2x), last vs. Oklahoma (11/23/17)

FREE THROWS ATTEMPTS

Season: 4 vs. Oklahoma (11/23/17)
Career: 4 (3x), last vs. Oklahoma (11/23/17)

REBOUNDS

Season: 7 vs. Oklahoma (11/23/17)
Career: 7 (2x), last vs. Oklahoma (11/23/17)

ASSISTS

Season: 3 vs. Fresno State (11/17/17)
Career: 3 vs. Fresno State (11/17/17)

STEALS

Season: 2 (2x), last vs. Oral Roberts (12/19/17)
Career: 3 vs. No. 1 North Carolina (03/19/17)

BLOCKS

Season: 5 vs. North Carolina (11/24/17)
Career: 5 vs. North Carolina (11/24/17)

MINUTES

Season: 28 vs. Fresno State (11/17/17)
Career: 28 vs. Fresno State (11/17/17)

CAREER STATISTICS AT ARKANSAS »

			Total		3-Point		F-Throws		Rebounds											Scoring	
Season	gp-gs	min/avg	fg-fga	pct	fg-fga	pct	ft-fa	pct	off	def	tot	avg	pf	fo	ast	to	blk	stl	pts	avg	
2016-17	27-2	200/7.4	22-39	.564	0-0	.000	6-19	.316	13	22	35	1.3	29	0	7	11	7	14	50	1.9	
2017-18	14-7	232/16.6	39-62	.629	0-0	.000	10-18	.556	19	30	49	3.5	30	1	12	9	17	7	88	6.3	
TOTAL	41-9	432/10.5	61-101	.604	0-0	.000	16-37	.432	32	52	84	2.0	59	1	19	20	24	21	138	3.4	

DARYL MACON



#4 | Senior | Guard | 6-3 | 185 | Little Rock, Ark. | Holmes CC

MACON'S NEWS & NOTES »

- Named to preseason coaches All-SEC second team.
- Leads the SEC in scoring average in league play, averaging 28.5 points per game, shooting 63.3 percent from the field.
- Has three 20-point efforts in the last five games, including each of the last two outings.
- Named SEC Player of the Week on Jan. 1, joining Scotty Thurman as the only Razorback players to ever earn the award twice in a three-week span.
- Is one of four players in program history to earn SEC Player of the Week three times in a career.
- Led Arkansas over No. 19 Tennessee with a career-high 33 points on 10-of-18 shooting, including 5-of-9 from behind the arc.
- Has made 4+ three pointers in a game six times this season, including four of the last five games.
- Scored 13 of Arkansas' program record 22 pts in OT vs. Tennessee, going 3-3 from the floor, including 6-6 from the line.
- In the last seven games, Macon has 36 assists to just eight turnovers in 224 minutes of action.
- Combined with Jaylen Barford to score 61 points, including 31 of Arkansas' final 41, to defeat No. 19 Tennessee.
- Has three games of 5+ assists in the last six contests, including tying his career high (8) twice.
- Named SEC Player of the Week (Dec. 18) after posting 25 points, 5 assists and 3 steals in North Little Rock against Troy.
- Against CSU Bakersfield, became first player in 20 years to record 15+ pts, 8+ assists and zero turnovers.
- Despite being held scoreless in the first half against Minnesota, Macon assisted on seven baskets.
- Led the team with 13 three-plus assist games a year ago, has eight this season.
- Is one of four Razorbacks in the SEC era to score 30 points in a game off the bench.

GAME-BY-GAME STATS »

#04 Daryl Macon

Opponent	Date	gs	min	Total		3-Pointers		Free throws		Rebounds				pf	a	t/o	blk	stl	pts	avg	
				fg-fga	pct	3fg-fga	pct	ft-fa	pct	off	def	tot	avg								
SAMFORD	11/10/17	*	30	5-9	.556	4-7	.571	2-2	1.000	0	3	3	3.0	2	8	1	0	2	16	16.0	
BUCKNELL	11/12/17	*	29	8-15	.533	3-6	.500	2-2	1.000	1	1	2	2.5	2	4	3	0	1	21	18.5	
FRESNO STATE	11/17/17	*	34	3-10	.300	1-3	.333	4-4	1.000	1	1	2	2.3	1	1	3	1	1	11	16.0	
vs Oklahoma	11/23/17	*	34	7-13	.538	6-8	.750	7-7	1.000	0	5	5	3.0	2	1	3	0	2	27	18.8	
vs North Carolina	11/24/17	*	23	2-11	.182	1-5	.200	2-2	1.000	0	1	1	2.6	0	2	1	0	1	7	16.4	
vs UCONN	11/26/17	*	26	5-9	.556	2-4	.500	4-6	.667	0	3	3	2.7	1	2	1	0	1	16	16.3	
at Houston	12/02/17	*	29	3-10	.300	1-4	.250	3-5	.600	0	0	0	2.3	2	1	2	0	0	10	15.4	
COLORADO STATE	12/05/17	*	26	4-8	.500	0-4	.000	1-1	1.000	0	0	0	2.0	2	7	1	0	2	9	14.6	
MINNESOTA	12/09/17	*	30	4-12	.333	2-8	.250	2-3	.667	0	2	2	2.0	2	8	2	0	2	12	14.3	
vs Troy	12/16/17	*	30	8-14	.571	5-9	.556	4-4	1.000	0	3	3	2.1	2	5	0	0	3	25	15.4	
ORAL ROBERTS	12/19/17	*	27	4-10	.400	4-9	.444	2-2	1.000	0	3	3	2.2	1	3	0	1	1	14	15.3	
CSU BAKERSFIELD	12/27/17	*	31	4-6	.667	2-4	.500	6-8	.750	0	3	3	2.3	2	8	0	0	2	16	15.3	
TENNESSEE	12/30/17	*	41	10-18	.556	5-9	.556	8-8	1.000	0	3	3	2.3	1	3	3	0	0	33	16.7	
at Mississippi State	01/02/18	*	37	9-12	.750	5-7	.714	1-3	.333	2	3	5	2.5	2	2	2	0	0	24	17.2	
Totals			14	427	76-157	.484	41-87	.471	48-57	.842	4	31	35	2.5	22	55	22	2	18	241	17.2

Games played: 14
Minutes/game: 30.5
Points/game: 17.2
FG Pct: 48.4
3FG Pct: 47.1
FT Pct: 84.2

Rebounds/game: 2.5
Assists/game: 3.9
Turnovers/game: 1.6
Assist/turnover ratio: 2.5
Steals/game: 1.3
Blocks/game: 0.1

PERSONAL BESTS »

POINTS

Season: 33 vs. Tennessee (12/30/17)

Career: 33 vs. Tennessee (12/30/17)

FIELD GOALS

Season: 9 at Mississippi State (01/02/18)

Career: 10 vs. Ole Miss (02/18/17)

FIELD GOALS ATTEMPTED

Season: 18 vs. Tennessee (12/30/17)

Career: 18 vs. Tennessee (12/30/17)

3-POINT FIELD GOALS

Season: 6 vs. Oklahoma (11/23/17)

Career: 6 (2x), last vs. Oklahoma (11/23/17)

3-POINT FG ATTEMPTS

Season: 9 (3x), last vs. Tennessee (12/30/17)

Career: 9 (3x), last vs. Tennessee (12/30/17)

FREE THROWS MADE

Season: 8 vs. Tennessee (12/30/17)

Career: 14 vs. Texas (12/17/16)

FREE THROWS ATTEMPTS

Season: 8 (2x), last vs. Tennessee (12/30/17)

Career: 14 vs. Texas (12/17/16)

REBOUNDS

Season: 5 (2x), last at Mississippi State (01/02/18)

Career: 7 (2x) last vs. LSU (01/21/17)

ASSISTS

Season: 8 (3x), last vs. CSU Bakersfield (12/27/17)

Career: 8 (3x), last vs. CSU Bakersfield (12/27/17)

STEALS

Season: 3 vs. Troy (12/16/17)

Career: 4 vs. Fort Wayne (11/11/16)

BLOCKS

Season: 1 (2x), last vs. Oral Roberts (12/19/17)

Career: 1 (4x), last vs. Oral Roberts (12/19/17)

MINUTES

Season: 41 vs. Tennessee (12/30/17)

Career: 41 vs. Tennessee (12/30/17)

CAREER STATISTICS AT ARKANSAS »

			Total		3-Point		F-Throws		Rebounds											Scoring	
Season	gp-gs	min/avg	fg-fga	pct	fg-fga	pct	ft-fa	pct	off	def	tot	avg	pf	fo	ast	to	blk	stl	pts	avg	
2016-17	36-21	908/25.2	141-311	.453	65-168	.387	136-157	.866	19	76	95	2.6	65	1	80	65	2	41	483	13.4	
2017-18	14-14	427/30.5	76-157	.484	41-87	.471	48-57	.842	4	31	35	2.5	22	0	55	22	2	18	241	17.2	
TOTAL	50-35	1335/26.7	217-468	.464	106-255	.416	184-214	.860	23	107	130	2.6	87	1	135	87	4	59	724	14.5	

ARLANDO COOK

#5 | Senior | Forward | 6-8 | 206 | St. Louis, Mo. | Connors State College



COOK'S NEWS & NOTES »

- Has pulled down multiple rebounds in five of seven games played this season
- Had four points, two rebounds and a steal in 14 minutes in Arkansas' win over No. 14 Minnesota.
- In his first game back this season against Colorado State, tallied four rebounds and tied his career high with two assists in 15 minutes of action.
- Had eight points in the first half at Auburn last season, going 3-for-3 from the floor and 2-for-2 from the charity stripe.
- Had a season-high seven rebounds at Texas A&M in Arkansas' comeback win over the Aggies last year.
- Had a rebound in 30 games and scored in 24 of 36 games last season.
- Had a career-high three blocks and six rebounds against Sam Houston State in 15 minutes of action a year ago.
- Went 4-for-4 from the charity stripe in the final two minutes against Texas.

GAME-BY-GAME STATS »

#05 Arlando Cook

Opponent	Date	gs	min	Total		3-Pointers		Free throws		Rebounds				pf	a	t/o	blk	stl	pts	avg
				fg-fga	pct	3fg-fga	pct	ft-fga	pct	off	def	tot	avg							
SAMFORD	11/10/17		dnp	-	-	-	-	-	-	-	-	-	-	-	-	-	-	-	-	
BUCKNELL	11/12/17		dnp	-	-	-	-	-	-	-	-	-	-	-	-	-	-	-	-	
FRESNO STATE	11/17/17		dnp	-	-	-	-	-	-	-	-	-	-	-	-	-	-	-	-	
vs Oklahoma	11/23/17		dnp	-	-	-	-	-	-	-	-	-	-	-	-	-	-	-	-	
vs North Carolina	11/24/17		dnp	-	-	-	-	-	-	-	-	-	-	-	-	-	-	-	-	
vs UCONN	11/26/17		dnp	-	-	-	-	-	-	-	-	-	-	-	-	-	-	-	-	
at Houston	12/02/17		dnp	-	-	-	-	-	-	-	-	-	-	-	-	-	-	-	-	
COLORADO STATE	12/05/17	15		0-3	.000	0-0	.000	0-0	.000	1	3	4	4.0	1	2	0	0	1	0	0.0
MINNESOTA	12/09/17	14		1-1	1.000	0-0	.000	2-2	1.000	1	1	2	3.0	2	0	0	0	1	4	2.0
vs Troy	12/16/17	9		0-1	.000	0-0	.000	0-0	.000	0	3	3	3.0	0	1	0	0	0	1.3	
ORAL ROBERTS	12/19/17	13		3-5	.600	0-0	.000	0-0	.000	0	1	1	2.5	0	1	1	0	1	6	2.5
CSU BAKERSFIELD	12/27/17	10		1-2	.500	0-0	.000	0-0	.000	1	1	2	2.4	0	0	0	0	2	2.4	
TENNESSEE	12/30/17	13		0-0	.000	0-0	.000	1-2	.500	0	2	2	2.3	1	0	0	0	1	2.2	
at Mississippi State	01/02/18	4		1-3	.333	0-0	.000	0-0	.000	0	0	0	2.0	2	0	0	0	2	2.1	
Totals		0	78	6-15	.400	0-0	.000	3-4	.750	3	11	14	2.0	6	4	1	0	3	15	2.1

Games played: 7
Minutes/game: 11.1
Points/game: 2.1
FG Pct: 40.0
FT Pct: 75.0

Rebounds/game: 2.0
Assists/game: 0.6
Turnovers/game: 0.1
Assist/turnover ratio: 4.0
Steals/game: 0.4

PERSONAL BESTS »

POINTS

Season: 6 vs. Oral Roberts (12/19/17)
Career: 9 vs. Southern Illinois (11/14/16)

FIELD GOALS

Season: 3 vs. Oral Roberts (12/19/17)
Career: 4 vs. Southern Illinois (11/14/16)

FIELD GOALS ATTEMPTED

Season: 5 vs. Oral Roberts (12/19/17)
Career: 8 vs. Southern Illinois (11/14/16)

3-POINT FIELD GOALS

Season: --
Career: --

3-POINT FG ATTEMPTS

Season: --
Career: --

FREE THROWS MADE

Season: 2 vs. Minnesota (12/09/17)
Career: 4 (3x), last vs. LSU (01/21/17)

FREE THROWS ATTEMPTS

Season: 2 (2x), last vs. Tennessee (12/30/17)
Career: 7 vs. LSU (01/21/17)

REBOUNDS

Season: 4 vs. Colorado State (12/05/17)
Career: 7 at Texas A&M (01/17/17)

ASSISTS

Season: 2 vs. Colorado State (12/05/17)
Career: 2 (4x), last vs. Colorado State (12/05/17)

STEALS

Season: 1 (3x), last vs. Oral Roberts (12/19/17)
Career: 2 (2x), last at Texas A&M (01/17/17)

BLOCKS

Season: --
Career: 3 vs. Sam Houston State (12/22/16)

MINUTES

Season: 15 vs. Colorado State (12/05/17)
Career: 21 (2x), last at Texas A&M (01/17/17)

CAREER STATISTICS AT ARKANSAS »

			Total		3-Point		F-Throws		Rebounds											Scoring	
Season	gp-gs	min/avg	fg-fga	pct	fg-fga	pct	ft-fa	pct	off	def	tot	avg	pf	fo	ast	to	blk	stl	pts	avg	
2016-17	36-7	406/11.3	39-89	.438	0-0	.000	24-37	.649	29	54	83	2.3	63	1	12	23	14	10	102	2.8	
2017-18	7-0	78/11.1	6-15	.400	0-0	.000	3-4	.750	3	11	14	2.0	6	0	4	1	0	3	15	2.1	
TOTAL	43-7	484/11.3	45-104	.433	0-0	.000	27-41	.659	32	65	97	2.3	69	1	16	24	14	13	117	2.7	

DANIEL GAFFORD



#10 | Freshman | Forward | 6-11 | 234 | El Dorado, Ark. | El Dorado HS

GAFFORD'S NEWS & NOTES »

- Ranks 16th in the country, third among freshmen, in field goal percentage at 67.3 percent. That mark currently ranks sixth in school history for a season and first among Razorback freshmen. He ranks third in the SEC.
- Averaging 16.0 points and 6.0 rebounds against SEC teams, scoring 15 points and 17 points in the first two SEC games.
- Only Razorback in the last 20 years to post 15 points, 8 rebounds and 5 blocks in his SEC debut.
- Named SEC Freshman of the Week (Dec. 11), following a 13-of-17 combined effort over CSU and Minnesota.
- Seventh Razorback player in the last 30 years to go 8-of-8 or better from the floor, after going 8-of-8 with 3 dunks against No. 14 Minnesota, scoring 16 points, 7 rebs and a career-high 6 blocks.
- Against Fresno State (Nov. 17), Daniel Gafford became the first Razorback in 22 years to record 25+ points, 8+ rebounds and 3+ blocks coming off the bench (via @HogStats).
- Two-time All-State, All-Conference and All-County selection at El Dorado High School.
- Was named second team All-Arkansas Democrat-Gazette in 2016, as a junior.
- Led the Wildcats to a 28-5 record and a trip to the 6A State Title game as a senior.
- Rated as a four-star player by ESPN, 247Sports.com, Rivals.com, Scout.com, and Future150.com.
- Consensus top-50 player, rated as high as No. 33 in the 2017 class by Rivals.com.
- Averaged 17.4 points, 16 rebounds, 7.7 blocks, 2.5 steals and 1.4 assists per game as a senior.
- Tallied 11 triple-doubles and 18 double-doubles in his final year at El Dorado.
- Scored in double figures in 31 of 33 games, including nine 20-point games and 2 games of 30 points or more.

GAME-BY-GAME STATS »

#10 Daniel Gafford

Opponent	Date	gs	min	Total		3-Pointers		Free throws		Rebounds				pf	a	t/o	blk	stl	pts	avg
				fg-fga	pct	3fg-fga	pct	ft-fa	pct	off	def	tot	avg							
SAMFORD	11/10/17	17	4-6	.667	0-0	.000	2-5	.400	2	2	4	4.0	5	2	0	3	0	10	10.0	
BUCKNELL	11/12/17	16	5-7	.714	0-0	.000	5-5	1.000	2	1	3	3.5	5	0	0	0	0	15	12.5	
FRESNO STATE	11/17/17	30	9-11	.818	0-0	.000	7-10	.700	0	8	8	5.0	3	1	1	3	2	25	16.7	
vs Oklahoma	11/23/17	25	4-6	.667	0-0	.000	5-6	.833	0	8	8	5.8	4	2	3	1	2	13	15.8	
vs North Carolina	11/24/17	15	2-4	.500	0-0	.000	1-2	.500	2	4	6	5.8	4	0	0	2	1	5	13.6	
vs UCONN	11/26/17	14	3-4	.750	0-0	.000	3-6	.500	1	4	5	5.7	5	0	3	0	0	9	12.8	
at Houston	12/02/17	18	1-4	.250	0-0	.000	3-4	.750	3	3	6	5.7	2	1	1	0	1	5	11.7	
COLORADO STATE	12/05/17	16	5-9	.556	0-0	.000	4-7	.571	2	4	6	5.8	2	0	0	2	1	14	12.0	
MINNESOTA	12/09/17	*	21	8-8	1.000	0-0	.000	0-3	.000	2	5	7	5.9	4	1	1	6	0	16	12.4
vs Troy	12/16/17	*	24	4-6	.667	0-0	.000	2-6	.333	1	5	6	5.9	4	1	0	3	0	10	12.2
ORAL ROBERTS	12/19/17	*	22	5-7	.714	0-0	.000	2-3	.667	2	2	4	5.7	1	4	1	2	0	12	12.2
CSU BAKERSFIELD	12/27/17	*	22	2-7	.286	0-0	.000	2-4	.500	2	10	12	6.3	4	0	1	1	2	6	11.7
TENNESSEE	12/30/17	*	33	6-8	.750	0-0	.000	3-9	.333	3	5	8	6.4	4	0	1	5	0	15	11.9
at Mississippi State	01/02/18	*	32	8-11	.727	0-0	.000	1-3	.333	1	4	5	6.3	3	2	3	1	0	17	12.3
Totals		6	305	66-98	.673	0-0	.000	40-73	.548	23	65	88	6.3	50	14	15	29	9	172	12.3

Games played: 14
Minutes/game: 21.8
Points/game: 12.3
FG Pct: 67.3
FT Pct: 54.8

Rebounds/game: 6.3
Assists/game: 1.0
Turnovers/game: 1.1
Assist/turnover ratio: 0.9
Steals/game: 0.6
Blocks/game: 2.1

PERSONAL BESTS »

POINTS

Season: 25 vs. Fresno State (11/17/17)

Career: 25 vs. Fresno State (11/17/17)

FIELD GOALS

Season: 9 vs. Fresno State (11/17/17)

Career: 9 vs. Fresno State (11/17/17)

FIELD GOALS ATTEMPTED

Season: 11 (2x), last at Mississippi State (01/02/18)

Career: 11 (2x), last at Mississippi State (01/02/18)

3-POINT FIELD GOALS

Season: --

Career: --

3-POINT FG ATTEMPTS

Season: --

Career: --

FREE THROWS MADE

Season: 7 vs. Fresno State (11/17/17)

Career: 7 vs. Fresno State (11/17/17)

FREE THROWS ATTEMPTS

Season: 10 vs. Fresno State (11/17/17)

Career: 10 vs. Fresno State (11/17/17)

REBOUNDS

Season: 12 vs. CSU Bakersfield (12/27/17)

Career: 12 vs. CSU Bakersfield (12/27/17)

ASSISTS

Season: 4 vs. Oral Roberts (12/19/17)

Career: 4 vs. Oral Roberts (12/19/17)

STEALS

Season: 2 (3x), last vs. CSU Bakersfield (12/27/17)

Career: 2 (3x), last vs. CSU Bakersfield (12/27/17)

BLOCKS

Season: 6 vs. Minnesota (12/09/17)

Career: 6 vs. Minnesota (12/09/17)

MINUTES

Season: 33 vs. Tennessee (12/30/17)

Career: 33 vs. Tennessee (12/30/17)

CAREER STATISTICS AT ARKANSAS »

			Total		3-Point		F-Throws		Rebounds												Scoring	
Season	gp-gs	min/avg	fg-fga	pct	fg-fga	pct	ft-fa	pct	off	def	tot	avg	pf	fo	ast	to	blk	stl	pts	avg		
2017-18	14-6	305/21.8	66-98	.673	0-0	.000	40-73	.548	23	65	88	6.3	50	3	14	15	29	9	172	12.3		
TOTAL	14-6	305/21.8	66-98	.673	0-0	.000	40-73	.548	23	65	88	6.3	50	3	14	15	29	9	172	12.3		

DUSTIN THOMAS



#13 | Senior | Forward | 6-8 | 225 | Texarkana, Texas | Colorado

THOMAS' NEWS & NOTES »

- Averaged 7.0 points and 6.5 rebounds last week against CSU Bakersfield and No. 19 Tennessee.
- Recorded his first double-digit scoring effort of the year and fifth as a Razorback vs CSU Bakersfield, tallying 10 points, all in the first half.
- Has four-plus rebounds in eight of 11 games played this season to rank 2nd on the team in rebound percentage at 4.6 boards per game.
- In his first game this season, Thomas brought down a team-high nine rebounds to tie his career high.
- Has 3+ rebounds in 20 of the last 28 games.
- Scoring nine points off the bench at LSU on Feb. 11 and pulled down a career and team-high nine rebounds to go along with three steals.
- Averaged 4.0 points and 2.5 rebounds per game over two years at Colorado.

GAME-BY-GAME STATS »

#13 Dustin Thomas

Opponent	Date	gs	min	Total		3-Pointers		Free throws		Rebounds											
				fg-fga	pct	3fg-fga	pct	ft-fa	pct	off	def	tot	avg	pf	a	t/o	blk	stl	pts	avg	
SAMFORD	11/10/17	dnp		-	-	-	-	-	-	-	-	-	-	-	-	-	-	-	-	-	
BUCKNELL	11/12/17	dnp		-	-	-	-	-	-	-	-	-	-	-	-	-	-	-	-	-	
FRESNO STATE	11/17/17	dnp		-	-	-	-	-	-	-	-	-	-	-	-	-	-	-	-	-	
vs Oklahoma	11/23/17	23		1-2	.500	0-0	.000	3-4	.750	3	6	9	9.0	4	0	3	0	1	5	5.0	
vs North Carolina	11/24/17	22		1-4	.250	0-0	.000	0-0	.000	2	2	4	6.5	3	0	2	0	1	2	3.5	
vs UCONN	11/26/17	15		1-2	.500	0-0	.000	5-6	.833	1	3	4	5.7	2	0	2	0	1	7	4.7	
at Houston	12/02/17	28		3-6	.500	0-1	.000	3-4	.750	2	4	6	5.8	2	0	0	0	1	9	5.8	
COLORADO STATE	12/05/17	* 16		2-4	.500	0-0	.000	2-2	1.000	0	2	2	5.0	2	2	0	0	0	6	5.8	
MINNESOTA	12/09/17	* 11		3-4	.750	0-0	.000	0-0	.000	0	2	2	4.5	3	2	0	0	0	6	5.8	
vs Troy	12/16/17	* 17		1-1	1.000	0-0	.000	0-0	.000	2	3	5	4.6	2	0	0	0	0	2	5.3	
ORAL ROBERTS	12/19/17	* 19		2-6	.333	0-0	.000	0-2	.000	0	1	1	4.1	2	3	0	0	0	4	5.1	
CSU BAKERSFIELD	12/27/17	* 20		4-6	.667	0-0	.000	2-2	1.000	2	4	6	4.3	2	0	1	0	2	10	5.7	
TENNESSEE	12/30/17	* 27		2-3	.667	0-0	.000	0-1	.000	1	6	7	4.6	5	1	1	0	0	4	5.5	
at Mississippi State	01/02/18	* 18		0-2	.000	0-0	.000	0-0	.000	1	4	5	4.6	2	4	1	0	0	0	5.0	
Totals		7	216	20-40	.500	0-1	.000	15-21	.714	14	37	51	4.6	29	12	10	0	6	55	5.0	

Games played: 11
Minutes/game: 19.6
Points/game: 5.0
FG Pct: 50.0
3FG Pct: 0.0
FT Pct: 71.4

Rebounds/game: 4.6
Assists/game: 1.1
Turnovers/game: 0.9
Assist/turnover ratio: 1.2
Steals/game: 0.5

PERSONAL BESTS »

POINTS

Season: 10 vs. CSU Bakersfield (12/27/17)

Career: 17 vs. USC (01/04/15)^

FIELD GOALS

Season: 4 vs. CSU Bakersfield (12/27/17)

Career: 6 (2x), last vs. Seton Hall (03/17/17)

FIELD GOALS ATTEMPTED

Season: 6 (3x), last vs. CSU Bakersfield (12/27/17)

Career: 9 vs. Seton Hall (03/17/17)

3-POINT FIELD GOALS

Season: --

Career: 3 vs. USC (01/04/15)^

3-POINT FG ATTEMPTS

Season: 1 at Houston (12/02/17)

Career: 3 (3x), last vs. USC (01/04/15)^

FREE THROWS MADE

Season: 5 vs. UConn (11/26/17)

Career: 6 vs. UT Arlington (11/18/16)

FREE THROWS ATTEMPTS

Season: 6 vs. UConn (11/26/17)

Career: 8 (3x), last vs. Mississippi State (01/10/17)

REBOUNDS

Season: 9 vs. Oklahoma (11/23/17)

Career: 9 (2x), last vs. Oklahoma (11/23/17)

ASSISTS

Season: 4 at Mississippi State (01/02/18)

Career: 4 (3x), last at Mississippi State (01/02/18)

STEALS

Season: 2 vs. CSU Bakersfield (12/27/17)

Career: 3 (2x), last at LSU (02/11/17)

BLOCKS

Season: --

Career: 2 (2x), last vs. California (02/12/15)^

MINUTES

Season: 28 at Houston (12/02/17)

Career: 31 vs. Seton Hall (03/17/17)

^ - at Colorado

CAREER STATISTICS AT ARKANSAS »

			Total		3-Point		F-Throws		Rebounds											Scoring	
Season	gp-gs	min/avg	fg-fga	pct	fg-fga	pct	ft-fa	pct	off	def	tot	avg	pf	fo	ast	to	blk	stl	pts	avg	
2016-17	36-27	648/18.0	72-148	.486	1-5	.200	46-70	.657	45	91	136	3.8	104	4	38	36	10	23	191	5.3	
2017-18	11-7	216/19.6	20-40	.500	0-1	.000	15-21	.714	14	37	51	4.6	29	1	12	10	0	6	55	5.0	
TOTAL	47-34	864/18.4	92-188	.489	1-6	.167	61-91	.670	59	128	187	4.0	133	5	50	46	10	29	246	5.2	

DARIOUSHALL



#20 | Freshman | Forward | 6-6 | 210 | Little Rock, Ark. | Mills Univ. Studies HS

HALL'S NEWS & NOTES »

- After averaging just 3.4 points per game, Hall has broke his season high in the last two games before SEC play, posting 11 (ORU) and 14 points (CSU Bakersfield) for his first two double-digit scoring efforts of his career.
- Had season highs in points (11), assists (3) and steals (2) against Oral Roberts.
- Leads the team with six charges taken.
- Three-time All-State and All-Conference selection at Mills University Studies High School.
- 2017 5A State Tournament MVP, after leading the Comets to a state championship.
- Led the Comets to a 31-2 record, averaging 14.8 pts, 8.0 rbd, 2.0 assists and 1.8 steals per game as a senior.
- Tallied 26 double-figure scoring games, including 10 double-doubles.
- Ranked the No. 4 player in the state and the No. 50 power forward in the 2017 class by 247Sports.com.
- Earned a four-star rating by ESPN, and three starts from Rivals.com, 247Sports, Scout and Future150.com.
- Participated in the Adidas Uprising Gauntlet, averaging 15.3 pts, 7.0 rbd, 2.2 steals and 1.0 assists in 11 games.

GAME-BY-GAME STATS »

#20 Darius Hall

Opponent	Date	gs	min	Total		3-Pointers		Free throws		Rebounds				pf	a	t/o	blk	stl	pts	avg
				fg-fga	pct	3fg-fga	pct	ft-fa	pct	off	def	tot	avg							
SAMFORD	11/10/17	12	1-4	.250	0-1	.000	1-2	.500	1	2	3	3.0	4	0	2	0	1	3	3.0	
BUCKNELL	11/12/17	17	3-5	.600	0-0	.000	0-0	.000	1	3	4	3.5	3	0	3	2	1	6	4.5	
FRESNO STATE	11/17/17	14	0-2	.000	0-1	.000	0-1	.000	0	3	3	3.3	2	1	1	0	1	0	3.0	
vs Oklahoma	11/23/17	7	0-1	.000	0-0	.000	1-2	.500	0	1	1	2.8	1	0	0	0	1	1	2.5	
vs North Carolina	11/24/17	5	1-2	.500	0-0	.000	1-1	1.000	1	0	1	2.4	1	0	0	0	0	3	2.6	
vs UCONN	11/26/17	14	3-3	1.000	1-1	1.000	0-0	.000	0	6	6	3.0	3	0	2	0	0	7	3.3	
at Houston	12/02/17	3	0-0	.000	0-0	.000	0-0	.000	0	1	1	2.7	0	0	1	0	0	0	2.9	
COLORADO STATE	12/05/17	18	3-7	.429	2-4	.500	0-0	.000	0	3	3	2.8	1	0	2	0	0	8	3.5	
MINNESOTA	12/09/17	8	1-2	.500	0-0	.000	0-0	.000	0	2	2	2.7	2	0	0	0	0	2	3.3	
vs Troy	12/16/17	12	2-2	1.000	0-0	.000	0-0	.000	0	2	2	2.6	4	0	0	0	1	0	4	3.4
ORAL ROBERTS	12/19/17	15	4-6	.667	1-2	.500	2-2	1.000	2	1	3	2.6	2	3	2	0	2	11	4.1	
CSU BAKERSFIELD	12/27/17	17	4-8	.500	1-4	.250	5-9	.556	2	1	3	2.7	4	1	2	0	1	14	4.9	
TENNESSEE	12/30/17	3	0-0	.000	0-0	.000	0-0	.000	0	0	0	2.5	0	0	3	0	1	0	4.5	
at Mississippi State	01/02/18	6	1-2	.500	0-0	.000	0-0	.000	1	2	3	2.5	1	0	0	0	0	2	4.4	
Totals		0	151	23-44	.523	5-13	.385	10-17	.588	8	27	35	2.5	28	5	18	3	8	61	4.4

Games played: 14
Minutes/game: 10.8
Points/game: 4.4
FG Pct: 52.3
3FG Pct: 38.5
FT Pct: 58.8

Rebounds/game: 2.5
Assists/game: 0.4
Turnovers/game: 1.3
Assist/turnover ratio: 0.3
Steals/game: 0.6
Blocks/game: 0.2

PERSONAL BESTS »

POINTS

Season: 14 vs. CSU Bakersfield (12/27/17)
Career: 14 vs. CSU Bakersfield (12/27/17)

FIELD GOALS

Season: 4 (2x), last vs. CSU Bakersfield (12/27/17)
Career: 4 (2x), last vs. CSU Bakersfield (12/27/17)

FIELD GOALS ATTEMPTED

Season: 8 vs. CSU Bakersfield (12/27/17)
Career: 8 vs. CSU Bakersfield (12/27/17)

3-POINT FIELD GOALS

Season: 2 vs. Colorado State (12/05/17)
Career: 2 vs. Colorado State (12/05/17)

3-POINT FG ATTEMPTS

Season: 4 (2x), last vs. CSU Bakersfield (12/27/17)
Career: 4 (2x), last vs. CSU Bakersfield (12/27/17)

FREE THROWS MADE

Season: 5 vs. CSU Bakersfield (12/27/17)
Career: 5 vs. CSU Bakersfield (12/27/17)

FREE THROWS ATTEMPTS

Season: 9 vs. CSU Bakersfield (12/27/17)
Career: 9 vs. CSU Bakersfield (12/27/17)

REBOUNDS

Season: 6 vs. UConn (11/26/17)
Career: 6 vs. UConn (11/26/17)

ASSISTS

Season: 3 vs. Oral Roberts (12/19/17)
Career: 3 vs. Oral Roberts (12/19/17)

STEALS

Season: 2 vs. Oral Roberts (12/19/17)
Career: 2 vs. Oral Roberts (12/19/17)

BLOCKS

Season: 2 vs. Bucknell (11/12/17)
Career: 2 vs. Bucknell (11/12/17)

MINUTES

Season: 18 vs. Colorado State (12/05/17)
Career: 18 vs. Colorado State (12/05/17)

CAREER STATISTICS AT ARKANSAS »

			Total		3-Point		F-Throws		Rebounds											Scoring	
Season	gp-gs	min/avg	fg-fga	pct	fg-fga	pct	ft-fa	pct	off	def	tot	avg	pf	fo	ast	to	blk	stl	pts	avg	
2017-18	14-0	151/10.8	23-44	.523	5-13	.385	10-17	.588	8	27	35	2.5	28	0	5	18	3	8	61	4.4	
TOTAL	14-0	151/10.8	23-44	.523	5-13	.385	10-17	.588	8	27	35	2.5	28	0	5	18	3	8	61	4.4	

GABE OSABUOHIE



#22 | Freshman | Forward | 6-8 | 219 | Toronto, Canada | Southwest Christian Academy

OSABUOHIE'S NEWS & NOTES »

- Pronounced oh-sah-BOY-en.
- Took two charges in the season-opener, four total this season, to rank tied for third on the team.
- Ranked the No. 5 player in the state of Arkansas & the No. 63 small forward in the country by 247Sports.com.
- Averaged 11 pts, seven rebounds and four assists as a senior for Little Rock's Southwest Christian Academy.
- Helped lead high school team to a 31-2 record and appearance at the NACA National Championships.
- Averaged 12 points and eight rebounds as a junior and played AAU with Grassroots Canada, before joining Team Loaded North Carolina on the Adidas Circuit the last two seasons.

GAME-BY-GAME STATS »

#22 Gabe Osabuohe

Opponent	Date	gs	min	Total		3-Pointers		Free throws		Rebounds										
				fg-fga	pct	3fg-fga	pct	ft-fga	pct	off	def	tot	avg	pf	a	t/o	blk	stl	pts	avg
SAMFORD	11/10/17	10	1-2	.500	0-0	.000	0-2	.000	0	0	0	0	0.0	1	0	1	0	0	2	2.0
BUCKNELL	11/12/17	11	1-4	.250	0-1	.000	0-0	.000	1	1	2	1.0	1	0	0	0	0	2	2.0	
FRESNO STATE	11/17/17	5	0-1	.000	0-1	.000	0-2	.000	1	0	1	1.0	2	0	0	0	0	0	1.3	
vs Oklahoma	11/23/17	dnp	-	-	-	-	-	-	-	-	-	-	-	-	-	-	-	-	-	
vs North Carolina	11/24/17	dnp	-	-	-	-	-	-	-	-	-	-	-	-	-	-	-	-	-	
vs UCONN	11/26/17	8	0-1	.000	0-0	.000	0-0	.000	1	2	3	1.5	0	1	1	0	1	0	1.0	
at Houston	12/02/17	dnp	-	-	-	-	-	-	-	-	-	-	-	-	-	-	-	-	-	
COLORADO STATE	12/05/17	8	2-2	1.000	0-0	.000	0-0	.000	1	2	3	1.8	4	0	1	0	0	4	1.6	
MINNESOTA	12/09/17	dnp	-	-	-	-	-	-	-	-	-	-	-	-	-	-	-	-	-	
vs Troy	12/16/17	2	1-1	1.000	0-0	.000	0-1	.000	0	2	2	1.8	0	1	0	0	0	2	1.7	
ORAL ROBERTS	12/19/17	5	0-0	.000	0-0	.000	0-0	.000	0	0	0	1.6	0	0	0	0	0	0	1.4	
CSU BAKERSFIELD	12/27/17	2	0-0	.000	0-0	.000	0-0	.000	0	0	0	1.4	0	1	0	1	0	0	1.3	
TENNESSEE	12/30/17	dnp	-	-	-	-	-	-	-	-	-	-	-	-	-	-	-	-	-	
at Mississippi State	01/02/18	dnp	-	-	-	-	-	-	-	-	-	-	-	-	-	-	-	-	-	
Totals		0	51	5-11	.455	0-2	.000	0-5	.000	4	7	11	1.4	8	3	3	1	1	10	1.3

Games played: 8
Minutes/game: 6.4
Points/game: 1.3
FG Pct: 45.5
3FG Pct: 0.0
FT Pct: 0.0

Rebounds/game: 1.4
Assists/game: 0.4
Turnovers/game: 0.4
Assist/turnover ratio: 1.0
Steals/game: 0.1
Blocks/game: 0.1

PERSONAL BESTS »

POINTS

Season: 4 vs. Colorado State (12/05/17)

Career: 4 vs. Colorado State (12/05/17)

FIELD GOALS

Season: 2 vs. Colorado State (12/05/17)

Career: 2 vs. Colorado State (12/05/17)

FIELD GOALS ATTEMPTED

Season: 4 vs. Bucknell (11/12/17)

Career: 4 vs. Bucknell (11/12/17)

3-POINT FIELD GOALS

Season: --

Career: --

3-POINT FG ATTEMPTS

Season: 1 (2x), last vs. Fresno State (11/17/17)

Career: 1 (2x), last vs. Fresno State (11/17/17)

FREE THROWS MADE

Season: --

Career: --

FREE THROWS ATTEMPTS

Season: 2 (2x), last vs. Fresno State (11/17/17)

Career: 2 (2x), last vs. Fresno State (11/17/17)

REBOUNDS

Season: 3 (2x), last vs. Colorado State (12/05/17)

Career: 3 (2x), last vs. Colorado State (12/05/17)

ASSISTS

Season: 1 (3x), last vs. CSU Bakersfield (12/27/17)

Career: 1 (3x), last vs. CSU Bakersfield (12/27/17)

STEALS

Season: 1 vs. UConn (11/26/17)

Career: 1 vs. UConn (11/26/17)

BLOCKS

Season: 1 vs. CSU Bakersfield (12/27/17)

Career: 1 vs. CSU Bakersfield (12/27/17)

MINUTES

Season: 11 vs. Bucknell (11/12/17)

Career: 11 vs. Bucknell (11/12/17)

CAREER STATISTICS AT ARKANSAS »

Season	gp-gs	min/avg	Total fg-fga	pct	3-Point fg-fga	pct	F-Throws ft-fa	pct	Rebounds off def tot	avg	pf	fo	ast	to	blk	stl	Scoring pts	avg
2017-18	8-0	51/6.4	5-11	.455	0-2	.000	0-5	.000	4	7	11	1.4	8	0	3	3	10	1.3
TOTAL	8-0	51/6.4	5-11	.455	0-2	.000	0-5	.000	4	7	11	1.4	8	0	3	3	10	1.3

C.J. JONES

#23 | Sophomore | Guard | 6-5 | 175 | Birmingham, Ala. | Central Park Christian



JONES' NEWS & NOTES »

- Over the last 10 games, Jones has six games of three-plus made three pointers, including two games of five made threes, tying his career high. In that stretch, Jones has gone 24-of-53 (.453).
- Averaged 15.2 points per game in the five-game stretch prior to the Troy game, hitting 18 three-pointers in that span.
- Had a streak of 5-straight games of 3 or more made three pointers, including a career-high 5 against Minnesota.
- 114 of his 179 career points have come from made 3-pointers.
- Has seven double-figure scoring efforts through 14 games, after having two total last season in 21 games.
- Had a career-high five rebounds against Bucknell, to go along with seven points and one assist.
- After having six assists last season, Jones has nine through 13 games this year.
- Played in 21 games as a freshman, averaging 2.4 points per contest.

GAME-BY-GAME STATS »

#23 C.J. Jones

Opponent	Date	gs	min	Total		3-Pointers		Free throws		Rebounds				pf	a	t/o	blk	stl	pts	avg
				fg-fga	pct	3fg-fga	pct	ft-fa	pct	off	def	tot	avg							
SAMFORD	11/10/17	21	4-7	.571	2-5	.400	0-0	.000	0	3	3	3.0	0	1	0	0	0	10	10.0	
BUCKNELL	11/12/17	20	3-8	.375	0-1	.000	1-1	1.000	0	5	5	4.0	0	1	0	0	1	7	8.5	
FRESNO STATE	11/17/17	16	3-6	.500	0-2	.000	0-0	.000	0	2	2	3.3	0	1	0	0	0	6	7.7	
vs Oklahoma	11/23/17	10	1-4	.250	0-2	.000	0-0	.000	0	1	1	2.8	1	0	1	0	0	2	6.3	
vs North Carolina	11/24/17	26	4-11	.364	4-10	.400	0-0	.000	0	2	2	2.6	1	0	0	0	1	12	7.4	
vs UCONN	11/26/17	21	5-8	.625	3-6	.500	6-6	1.000	0	1	1	2.3	1	1	0	0	1	19	9.3	
at Houston	12/02/17	20	4-9	.444	3-6	.500	0-0	.000	0	3	3	2.4	2	0	1	0	0	11	9.6	
COLORADO STATE	12/05/17	23	7-9	.778	3-5	.600	2-2	1.000	0	1	1	2.3	1	2	0	0	0	19	10.8	
MINNESOTA	12/09/17	15	5-7	.714	5-7	.714	0-0	.000	0	1	1	2.1	3	0	1	0	0	15	11.2	
vs Troy	12/16/17	17	2-5	.400	0-3	.000	2-2	1.000	0	2	2	2.1	0	1	1	1	1	6	10.7	
ORAL ROBERTS	12/19/17	19	5-10	.500	5-8	.625	0-0	.000	0	2	2	2.1	2	2	1	2	0	15	11.1	
CSU BAKERSFIELD	12/27/17	20	1-6	.167	1-5	.200	1-2	.500	0	2	2	2.1	1	0	1	0	1	4	10.5	
TENNESSEE	12/30/17	13	1-6	.167	0-3	.000	0-2	.000	1	2	3	2.2	1	0	0	1	0	2	9.8	
at Mississippi State	01/02/18	10	0-2	.000	0-0	.000	0-0	.000	0	1	1	2.1	2	0	1	0	0	0	9.1	
Totals		0	251	45-98	.459	26-63	.413	12-15	.800	1	28	29	2.1	15	9	7	4	5	128	9.1

Games played: 14
Minutes/game: 17.9
Points/game: 9.1
FG Pct: 45.9
3FG Pct: 41.3
FT Pct: 80.0

Rebounds/game: 2.1
Assists/game: 0.6
Turnovers/game: 0.5
Assist/turnover ratio: 1.3
Steals/game: 0.4
Blocks/game: 0.3

PERSONAL BESTS »

POINTS

Season: 19 (2x), last vs. Colorado State (12/05/17)
Career: 19 (2x), last vs. Colorado State (12/05/17)

FIELD GOALS

Season: 7 vs. Colorado State (12/05/17)
Career: 7 vs. Colorado State (12/05/17)

FIELD GOALS ATTEMPTED

Season: 11 vs. North Carolina (11/24/17)
Career: 11 vs. North Carolina (11/24/17)

3-POINT FIELD GOALS

Season: 5 (2x), last vs. Oral Roberts (12/19/17)
Career: 5 (2x), last vs. Oral Roberts (12/19/17)

3-POINT FG ATTEMPTS

Season: 10 vs. North Carolina (11/24/17)
Career: 10 vs. North Carolina (11/24/17)

FREE THROWS MADE

Season: 6 vs. UConn (11/26/17)
Career: 6 vs. UConn (11/26/17)

FREE THROWS ATTEMPTS

Season: 6 vs. UConn (11/26/17)
Career: 6 vs. UConn (11/26/17)

REBOUNDS

Season: 5 vs. Bucknell (11/12/17)
Career: 5 vs. Bucknell (11/12/17)

ASSISTS

Season: 2 (2x), last vs. Oral Roberts (12/19/17)
Career: 2 (3x), last vs. Oral Roberts (12/19/17)

STEALS

Season: 1 (4x), last vs. CSU Bakersfield (12/27/17)
Career: 1 (5x), last vs. CSU Bakersfield (12/27/17)

BLOCKS

Season: 2 vs. Oral Roberts (12/19/17)
Career: 3 vs. Austin Peay (12/03/16)

MINUTES

Season: 26 vs. North Carolina (11/24/17)
Career: 26 vs. North Carolina (11/24/17)

CAREER STATISTICS AT ARKANSAS »

			Total		3-Point		F-Throws		Rebounds											Scoring	
Season	gp-gs	min/avg	fg-fga	pct	fg-fga	pct	ft-fa	pct	off	def	tot	avg	pf	fo	ast	to	blk	stl	pts	avg	
2016-17	21-0	126/6.0	17-36	.472	12-24	.500	5-7	.714	0	13	13	0.6	11	0	6	4	5	1	51	2.4	
2017-18	14-0	251/17.9	45-98	.459	26-63	.413	12-15	.800	1	28	29	2.1	15	0	9	7	4	5	128	9.1	
TOTAL	35-0	377/10.8	62-134	.463	38-87	.437	17-22	.773	1	41	42	1.2	26	0	15	11	9	6	179	5.1	

ANTON BEARD



#31 | Senior | Guard | 6-0 | 185 | North Little Rock, Ark. | North Little Rock HS

BEARD'S NEWS & NOTES »

- One of four players on the team averaging double figures in scoring at 11.7 points per game.
- Has pulled down three-plus rebounds in 10 of the last 15 games, dating back to last year.
- Leads the team with nine three-plus assist games this season.
- Has at least three assists and one steal in seven of 14 games this season.
- Scored in double-figures five straight games to start the season, six times dating back to last season, for the longest streak in his career.
- Started 11 of 36 games played as a junior, averaging 7.2 points, 2.1 rebounds and 1.9 assists per game.
- Scored in double-figures in 15 games last year, including a season-high 16 in three contests against Sam Houston State (Dec. 22), at Tennessee (Jan. 3) and LSU (Jan. 21).
- Played 20 minute in the second round of the NCAA Tournament against No. 1 North Carolina, scoring 10 points and adding three assists.

GAME-BY-GAME STATS »

#31 Anton Beard

Opponent	Date	gs	min	Total		3-Pointers		Free throws		Rebounds				pf	a	t/o	blk	stl	pts	avg	
				fg-fga	pct	3fg-fga	pct	ft-fa	pct	off	def	tot	avg								
SAMFORD	11/10/17	*	26	5-10	.500	1-3	.333	3-3	1.000	1	1	2	2.0	1	6	2	0	1	14	14.0	
BUCKNELL	11/12/17	*	28	3-9	.333	0-3	.000	5-5	1.000	1	1	2	2.0	2	1	2	0	2	11	12.5	
FRESNO STATE	11/17/17	*	28	5-9	.556	1-3	.333	4-6	.667	0	3	3	2.3	3	3	0	0	1	15	13.3	
vs Oklahoma	11/23/17	*	35	4-12	.333	0-1	.000	6-6	1.000	1	2	3	2.5	2	3	3	0	1	14	13.5	
vs North Carolina	11/24/17	*	38	4-15	.267	2-6	.333	0-0	.000	0	3	3	2.6	3	4	3	0	1	10	12.8	
vs UCONN	11/26/17	*	27	2-6	.333	1-3	.333	4-4	1.000	1	3	4	2.8	2	4	1	0	0	9	12.2	
at Houston	12/02/17	*	33	4-10	.400	2-5	.400	3-5	.600	0	2	2	2.7	2	3	1	0	1	13	12.3	
COLORADO STATE	12/05/17	*	26	3-8	.375	1-4	.250	2-2	1.000	1	2	3	2.8	3	2	0	0	2	9	11.9	
MINNESOTA	12/09/17	*	31	4-9	.444	1-3	.333	1-2	.500	0	3	3	2.8	3	6	2	0	0	10	11.7	
vs Troy	12/16/17	*	28	5-10	.500	1-5	.200	0-0	.000	0	2	2	2.7	2	2	2	0	1	11	11.6	
ORAL ROBERTS	12/19/17	*	29	5-8	.625	2-3	.667	2-4	.500	3	1	4	2.8	3	4	1	0	2	14	11.8	
CSU BAKERSFIELD	12/27/17	*	26	4-12	.333	3-8	.375	4-4	1.000	1	2	3	2.8	3	1	1	1	0	15	12.1	
TENNESSEE	12/30/17	*	42	3-7	.429	2-3	.667	2-3	.667	0	4	4	2.9	5	1	2	0	1	10	11.9	
at Mississippi State	01/02/18	*	29	4-7	.571	1-2	.500	0-0	.000	0	1	1	2.8	2	3	2	0	2	9	11.7	
Totals			14	426	55-132	.417	18-52	.346	36-44	.818	9	30	39	2.8	36	43	22	1	15	164	11.7

Games played: 14
Minutes/game: 30.4
Points/game: 11.7
FG Pct: 41.7
3FG Pct: 34.6
FT Pct: 81.8

Rebounds/game: 2.8
Assists/game: 3.1
Turnovers/game: 1.6
Assist/turnover ratio: 2.0
Steals/game: 1.1
Blocks/game: 0.1

PERSONAL BESTS »

POINTS

Season: 15 (2x), last vs. CSU Bakersfield (12/27/17)
Career: 18 at Georgia (01/23/16)

FIELD GOALS

Season: 5 (4x), last vs. Oral Roberts (12/19/17)
Career: 6 at Tennessee (01/03/17)

FIELD GOALS ATTEMPTED

Season: 15 vs. North Carolina (11/24/17)
Career: 15 vs. North Carolina (11/24/17)

3-POINT FIELD GOALS

Season: 3 vs. CSU Bakersfield (12/27/17)
Career: 4 at Ole Miss (02/14/15)

3-POINT FG ATTEMPTS

Season: 8 vs. CSU Bakersfield (12/27/17)
Career: 8 vs. CSU Bakersfield (12/27/17)

FREE THROWS MADE

Season: 6 vs. Oklahoma (11/23/17)
Career: 7 at Georgia (01/23/16)

FREE THROWS ATTEMPTS

Season: 6 (2x), last vs. Oklahoma (11/23/17)
Career: 9 at Georgia (01/23/16)

REBOUNDS

Season: 4 (3x), last vs. Tennessee (12/30/17)
Career: 7 vs. Delaware State (11/21/15)

ASSISTS

Season: 6 (2x), last vs. Minnesota (12/09/17)
Career: 7 vs. LSU (01/21/17)

STEALS

Season: 2 (4x), last at Mississippi State (01/02/18)
Career: 5 vs. Milwaukee (12/22/14)

BLOCKS

Season: 1 vs. CSU Bakersfield (12/27/17)
Career: 1 (3x), last vs. CSU Bakersfield (12/27/17)

MINUTES

Season: 42 vs. Tennessee (12/30/17)
Career: 42 vs. Tennessee (12/30/17)

CAREER STATISTICS AT ARKANSAS »

Season	gp-gs	min/avg	Total		3-Point		F-Throws		Rebounds				Scoring					
			fg-fga	pct	fg-fga	pct	ft-fa	pct	off	def	tot	avg	pf	fo	ast	to	blk	stl
2014-15	35-16	662/18.9	66-172	.384	31-88	.352	35-55	.636	31	36	67	1.9	84	4	53	32	0	35
2015-16	23-1	481/20.9	57-164	.348	19-66	.288	27-42	.643	13	40	53	2.3	53	2	41	17	2	24
2016-17	36-11	755/21.0	86-213	.404	32-90	.356	56-75	.747	29	46	75	2.1	69	2	70	37	1	39
2017-18	14-14	426/30.4	55-132	.417	18-52	.346	36-44	.818	9	30	39	2.8	36	1	43	22	1	15
TOTAL	108-42	2324/21.5	264-681	.388	100-296	.338	154-216	.713	82	152	234	2.2	242	9	207	108	4	113

GAME

1

Arkansas vs Samford
Nov. 10, 2017 at 7 p.m. at Fayetteville, Ark. (Bud Walton Arena)

Samford 56 • 0-1

#	Player	Total		3-Ptr	Rebounds			PF	TP	A	TO	Blk	Stl	Min
		FG-FGA	FG-FGA		Off	Def	Tot							
20	Alex Thompson	f	4-11	2-9	0-0	0	2	2	3	10	1	2	0	25
33	Wyatt Walker	c	2-7	0-0	0-0	2	2	4	3	4	0	2	0	15
00	Christen Cunningham	g	3-7	1-2	0-0	1	2	3	0	7	1	4	0	28
03	Josh Sharkey	g	2-7	0-1	2-3	1	2	3	3	6	4	6	0	24
22	D Denzel-Dyson	g	2-6	1-4	3-4	1	1	2	1	8	1	2	0	21
01	Kevin Nolan		1-2	1-2	0-0	0	1	1	0	3	0	0	0	5
02	Justin Coleman		2-8	1-4	1-2	1	1	2	2	6	3	1	0	23
04	Triston Chambers		2-5	2-5	0-0	1	0	1	2	6	0	0	0	19
13	Eric Adams		1-2	0-0	0-0	1	2	3	3	2	0	1	1	9
15	Stefan Lakic		0-3	0-2	2-2	1	0	1	0	2	0	0	0	10
24	Gerald Smith		0-0	0-0	0-0	0	0	0	0	0	1	0	0	1
55	Alex Peters		1-3	0-0	0-4	2	2	4	3	2	1	1	0	20
Team						4	2	6						
Totals			20-61	8-29	8-15	15	17	32	20	56	12	19	1	6 200
FG % 1st Half: 7-26 26.9% 2nd half: 13-35 37.1% Game: 20-61 32.8% Deadball Rebounds 4,3														
3FG % 1st Half: 2-12 16.7% 2nd half: 6-17 35.3% Game: 8-29 27.6%														
FT % 1st Half: 3-4 75.0% 2nd half: 5-11 45.5% Game: 8-15 53.3%														

Arkansas 95 • 1-0

#	Player	Total		3-Ptr	Rebounds			PF	TP	A	TO	Blk	Stl	Min
		FG-FGA	FG-FGA		Off	Def	Tot							
01	Trey Thompson	f	4-4	0-0	0-0	1	7	8	2	8	3	0	0	1 25
02	Adrio Bailey	f	7-8	0-0	1-1	2	4	6	0	15	1	3	2	1 25
00	Jaylen Barford	g	5-11	2-5	4-5	0	4	4	3	16	6	2	1	1 29
04	Daryl Macon	g	5-9	4-7	2-2	0	3	3	2	16	8	1	0	2 30
31	Anton Beard	g	5-10	1-3	3-3	1	1	2	1	14	6	2	0	1 26
10	Daniel Gafford		4-6	0-0	2-5	2	2	4	5	10	2	0	3	0 17
14	JT Plummer		0-0	0-0	0-0	0	0	0	0	0	0	0	0	0 2
15	Jonathan Holmes		0-2	0-1	1-2	0	0	1	0	1	1	0	0	0 3
20	Darius Hall		1-4	0-1	1-2	1	2	3	4	3	0	2	0	1 12
22	Gabe Osabuohien		1-2	0-0	0-2	0	0	0	1	2	0	1	0	0 10
23	C.J. Jones		4-7	2-5	0-0	0	3	3	0	10	1	0	0	0 21
Team						0	1	1						
Totals			36-63	9-22	14-22	7	28	35	18	95	28	11	6	7 200
FG % 1st Half: 18-30 60.0% 2nd half: 18-33 54.5% Game: 36-63 57.1% Deadball Rebounds 8,1														
3FG % 1st Half: 7-13 53.8% 2nd half: 2-9 22.2% Game: 9-22 40.9%														
FT % 1st Half: 4-6 66.7% 2nd half: 10-16 62.5% Game: 14-22 63.6%														

Officials: Tony Greene, K.B. Burdette Jr., Nathan Bemis
Technical fouls: Samford-None. Arkansas-None.
Attendance: 13407
Estimated Actual Attendance: 8,054
Fouled Out: Arkansas, #10, Gafford (1:35, 2H)

Score by periods	1st	2nd	Total
Samford	19	37	56
Arkansas	47	48	95

Last FG - SAM 2nd-00:34, AR 2nd-00:01.
Largest lead - SAM by 1 1st-16:52, AR by 44 2nd-12:09.
SAM led for 00:07. AR led for 38:45. Game was tied for 01:08.

Score tied - 1 time.
Lead changed - 2 times.

GAME

3

Arkansas vs Fresno State
Nov. 17, 2017 at 7 p.m. at Fayetteville, Ark. (Bud Walton Arena)

Fresno State 75 • 2-1

#	Player	Total		3-Ptr	Rebounds			PF	TP	A	TO	Blk	Stl	Min
		FG-FGA	FG-FGA		Off	Def	Tot							
11	BRYSON WILLIAMS	f	11-15	0-0	0-1	5	4	9	5	22	2	3	0	1 32
34	TRELL CARTER II	c	2-5	0-0	1-3	2	0	2	4	5	0	1	0	0 13
01	JARON HOPKINS	g	4-8	0-0	1-5	1	9	10	4	9	5	3	1	2 38
21	DESHON TAYLOR	g	4-14	1-5	10-10	0	4	4	2	19	1	3	0	0 33
22	RAY BOWLES	g	1-8	0-3	1-2	2	3	5	2	3	2	1	0	1 29
03	JOHNNY MCWILLIAMS		0-0	0-0	0-0	0	0	0	0	0	0	0	0	0+4
05	JAHEML TAYLOR		4-7	4-7	0-0	0	1	1	4	12	0	2	0	1 28
20	SAM BITTNER		1-2	1-1	0-0	1	3	4	4	3	1	1	0	0 16
32	NATE GRIMES		1-2	0-0	0-1	1	3	4	4	2	0	1	1	0 11
Team						0	1	1						
Totals			28-61	6-16	13-22	12	28	40	29	75	11	16	2	5 200
FG % 1st Half: 9-29 31.0% 2nd half: 19-32 59.4% Game: 28-61 45.9% Deadball Rebounds 4														
3FG % 1st Half: 2-8 25.0% 2nd half: 4-8 50.0% Game: 6-16 37.5%														
FT % 1st Half: 5-10 50.0% 2nd half: 8-12 66.7% Game: 13-22 59.1%														

Arkansas 83 • 3-0

#	Player	Total		3-Ptr	Rebounds			PF	TP	A	TO	Blk	Stl	Min
		FG-FGA	FG-FGA		Off	Def	Tot							
01	Trey Thompson	f	1-2	0-0	1-3	1	0	1	4	3	0	4	0	0 10
02	Adrio Bailey	f	1-2	0-0	3-4	2	3	5	3	5	3	0	2	0 28
00	Jaylen Barford	g	5-13	2-4	6-8	3	4	7	3	18	5	2	0	0 35
04	Daryl Macon	g	3-10	1-3	4-4	1	1	2	1	11	1	3	1	1 34
31	Anton Beard	g	5-9	1-3	4-6	0	3	3	3	15	3	0	0	1 28
10	Daniel Gafford		9-11	0-0	7-10	0	8	8	3	25	1	1	3	2 30
20	Darius Hall		0-2	0-1	0-1	0	3	3	2	0	1	1	0	1 14
22	Gabe Osabuohien		0-1	0-1	0-2	1	0	1	2	0	0	0	0	0 5
23	C.J. Jones		3-6	0-2	0-0	0	2	2	0	6	1	0	0	0 16
Team						1	0	1						
Totals			27-56	4-14	25-38	9	24	33	21	83	15	11	6	5 200
FG % 1st Half: 12-27 44.4% 2nd half: 15-29 51.7% Game: 27-56 48.2% Deadball Rebounds 5,2														
3FG % 1st Half: 3-9 33.3% 2nd half: 1-5 20.0% Game: 4-14 28.6%														
FT % 1st Half: 12-17 70.6% 2nd half: 13-21 61.9% Game: 25-38 65.8%														

Officials: Doug Simmons, Peter Juzenas, Robert Felder
Technical fouls: Fresno State-None. Arkansas-None.
Attendance: 15051
Estimated Actual Attendance: 12,227
Fouled Out: Fresno State #11, Williams (1:32, 2H)

Score by periods	1st	2nd	Total
Fresno State	25	50	75
Arkansas	39	44	83

Last FG - FS 2nd-00:06, AR 2nd-00:30.
Largest lead - FS by 6 1st-17:50, AR by 19 2nd-10:32.
FS led for 04:42. AR led for 35:05. Game was tied for 00:13.

Score tied - 0 times.
Lead changed - 1 time.

GAME

2

Arkansas vs Bucknell
Nov. 12, 2017 at 5 p.m. at Fayetteville, Ark. (Bud Walton Arena)

Bucknell 73 • 0-2

#	Player		Total		3-Ptr	Rebounds			PF	TP	A	TO	Blk	Stl	Min
			FG-FGA	FG-FGA	FT-FTA	Off	Def	Tot							
23	Zach Thomas	f	7-13	5-7	5-9	3	7	10	1	24	3	4	1	0	30
20	Nana Foulland	c	7-12	0-0	3-6	2	1	3	4	17	0	3	0	0	30
01	Kimbal Mackenzie	g	1-5	1-3	0-0	0	0	0	2	3	1	1	0	0	13
02	Stephen Brown	g	5-9	1-3	2-2	0	2	2	1	13	9	3	0	0	28
11	Avi Toomer	g	3-7	2-5	0-0	0	1	1	4	8	0	2	0	1	25
00	Paul Newman		0-0	0-0	0-0	0	1	1	0	0	0	1	0	0	2
03	Jimmy Sotos		2-4	1-3	0-1	0	0	0	3	5	1	0	0	0	16
04	Nate Sestina		0-2	0-1	0-0	2	2	4	2	0	0	1	0	0	14
05	Jordan Sechan		0-1	0-1	0-0	0	0	0	0	0	0	0	0	0	1
12	John Meeks		0-0	0-0	0-0	0	1	1	0	0	0	0	0	0	5
13	Bruce Moore		0-2	0-1	0-0	0	0	0	2	0	0	0	2	1	15
14	Ben Robertson		0-0	0-0	0-0	0	0	0	1	0	0	2	0	1	5
15	Nate Jones		1-3	1-3	0-0	0	0	0	1	3	1	0	0	0	13
22	Matt O'Reilly		0-0	0-0	0-0	0	0	0	0	0	0	0	0	0	3
Team						3	0	3			1				
Totals				26-58	11-27	10-18	10	15	25	21	73	15	18	3	3 200
FG % 1st Half: 12-32 37.5%			2nd half: 14-26 53.8%			Game: 26-58 44.8%			Deadball Rebounds 3,2						
3FG % 1st Half: 6-16 37.5%			2nd half: 5-11 45.5%			Game: 11-27 40.7%									

GAME

5

Arkansas vs No. 9 North Carolina
Nov. 24, 2017 at 12:30 p.m. at Portland, Ore. (Memorial Coliseum)

North Carolina 87 • 5-0

#	Player	Total		3-Ptr	Rebounds			PF	TP	A	TO	Blk	Stl	Min
		FG-FGA	FG-FGA		Off	Def	Tot							
15	Garrison Brooks	f	2-6	0-0	0-0	1	2	3	0	4	0	0	1	19
32	Luke Maye	f	11-16	4-5	2-4	5	11	16	2	28	5	5	1	34
01	Theo Pinson	g	3-6	0-1	3-4	1	3	4	3	9	2	5	3	33
02	Joel Berry II	g	3-12	0-1	7-8	0	2	2	2	13	4	0	1	34
24	Kenny Williams	g	7-12	3-5	2-2	0	8	8	3	19	1	2	1	35
00	Seventh Woods		0-2	0-1	0-0	0	1	1	1	0	1	0	0	6
03	Andrew Platek		1-2	0-1	0-0	0	0	0	2	2	0	1	0	7
04	Brandon Robinson		2-4	0-0	1-1	2	4	6	2	5	0	0	0	15
05	Jalek Felton		1-2	1-2	0-0	0	0	0	3	1	0	0	0	6
21	Sterling Manley		1-1	0-0	2-2	0	2	2	0	4	0	2	0	8
42	Brandon Huffman		0-0	0-0	0-0	0	0	0	0	0	0	0	0	3
Team						2	2	4						
Totals			31-63	8-16	17-21	11	35	46	13	87	16	14	7	200
FG % 1st Half: 13-27		48.1%	2nd half: 18-36		50.0%	Game: 31-63		49.2%	Deadball Rebounds					
3FG % 1st Half: 4-8		50.0%	2nd half: 4-8		50.0%	Game: 8-16		50.0%						
FT % 1st Half: 7-11		63.6%	2nd half: 10-10		100.0%	Game: 17-21		81.0%						

Arkansas 68 • 4-1

#	Player	Total		3-Ptr	Rebounds			PF	TP	A	TO	Blk	Stl	Min
		FG-FGA	FG-FGA		Off	Def	Tot							
01	Trey Thompson	f	2-3	0-0	0-2	1	1	2	2	4	2	0	1	26
02	Adrio Bailey	f	2-5	0-0	0-0	1	3	4	1	4	0	0	5	18
04	Jaylen Barford	g	9-17	2-6	1-1	0	3	3	4	21	2	3	1	27
04	Daryl Macon	g	2-11	1-5	2-2	0	1	1	0	7	2	1	0	23
31	Anton Beard	g	4-15	2-6	0-0	0	3	3	3	10	4	3	0	38
10	Daniel Gafford		2-4	0-0	1-2	2	4	6	4	5	0	0	2	15
13	Dustin Thomas		1-4	0-0	0-0	2	2	4	3	2	0	2	0	22
20	Darius Hall		1-2	0-0	1-1	1	0	1	1	3	0	0	0	5
23	C.J. Jones		4-11	4-10	0-0	0	2	2	1	12	0	0	0	26
Team						2	2	4						
Totals			27-72	9-27	5-8	9	21	30	19	68	10	9	9	200
FG % 1st Half: 10-31		32.3%	2nd half: 17-41		41.5%	Game: 27-72		37.5%	Deadball Rebounds					
3FG % 1st Half: 4-11		36.4%	2nd half: 5-16		31.3%	Game: 9-27		33.3%						
FT % 1st Half: 2-4		50.0%	2nd half: 3-4		75.0%	Game: 5-8		62.5%						

Officials: Roger Ayers, Randy McCall, A.J. DeSai
Technical fouls: North Carolina-None. Arkansas-None.
Attendance:

Score by periods	1st	2nd	Total
North Carolina	37	50	87
Arkansas	26	42	68

Last FG - NC 2nd-00:44, AR 2nd-03:32.
Largest lead - NC by 19 2nd-00:24, AR by 6 1st-15:05.
NC led for 31:21. AR led for 07:25. Game was tied for 01:14.

GAME

6

Arkansas vs UConn
Nov. 26, 2017 at 2:44 p.m. at Portland, Ore. (Moda Center)

Arkansas 102 • 5-1

#	Player	Total		3-Ptr	Rebounds			PF	TP	A	TO	Blk	Stl	Min
		FG-FGA	FG-FGA		Off	Def	Tot							
00	Jaylen Barford	*	9-12	4-5	2-2	0	4	4	0	24	3	2	0	27
01	Trey Thompson	*	0-1	0-0	1-2	0	3	3	1	1	5	0	0	19
02	Adrio Bailey	*	4-7	0-0	0-1	2	2	4	2	8	0	0	1	24
04	Daryl Macon	*	5-9	2-4	4-6	0	3	3	1	16	2	1	0	26
31	Anton Beard	*	2-6	1-3	4-4	1	3	4	2	9	4	1	0	27
10	Daniel Gafford		3-4	0-0	3-6	1	4	5	5	9	0	3	0	14
13	Dustin Thomas		1-2	0-0	5-6	1	3	4	2	7	0	2	0	15
14	JT Plummer		0-0	0-0	0-0	0	0	0	0	0	0	0	0	1
15	Jonathan Holmes		1-2	0-0	0-0	1	0	1	0	2	0	1	0	4
20	Darius Hall		3-3	1-1	0-0	0	6	6	3	7	0	2	0	14
22	Gabe Osabuohien		0-1	0-0	0-0	1	2	3	0	0	1	1	0	8
23	C.J. Jones		5-8	3-6	6-6	0	1	1	1	19	1	0	0	21
Team						1	3	4			1			
Totals			33-55	11-19	25-33	8	34	42	17	102	16	14	1	200
FG % 1st Half: 16-29		55.2%	2nd half: 17-26		65.4%	Game: 33-55		60.0%	Deadball Rebounds					
3FG % 1st Half: 5-9		55.6%	2nd half: 6-10		60.0%	Game: 11-19		57.9%						
FT % 1st Half: 8-13		61.5%	2nd half: 17-20		85.0%	Game: 25-33		75.8%						

UConn 67 • 4-2

#	Player	Total		3-Ptr	Rebounds			PF	TP	A	TO	Blk	Stl	Min
		FG-FGA	FG-FGA		Off	Def	Tot							
00	Antwone Anderson	*	3-8	1-4	3-5	0	2	2	4	10	2	2	0	36
03	Alterique Gilbert	*	0-5	0-3	1-2	0	1	1	1	1	0	1	0	17
04	Jalen Adams	*	10-21	4-10	1-3	0	3	3	4	25	3	4	0	36
22	Terry Larrier	*	7-14	2-4	2-2	1	1	2	2	18	0	2	0	27
25	Josh Carlton	*	0-0	0-0	1-2	1	1	2	2	1	2	4	0	16
01	Christian Vital		1-7	0-4	4-4	2	2	4	3	6	1	0	0	25
05	Isaiah Whaley		0-0	0-0	0-0	0	0	0	1	0	1	0	0	6
11	Kwintin Williams		0-0	0-0	0-0	0	0	0	1	0	0	0	0	3
12	Tyler Polley		1-2	0-1	0-0	0	0	0	2	2	0	0	0	15
21	Mamadou Diarra		1-4	0-0	2-4	2	3	5	2	4	0	1	1	13
31	Mike Noyes		0-0	0-0	0-0	0	0	0	0	0	0	0	0	1
34	David Onuorah		0-0	0-0	0-0	0	2	2	4	0	0	0	0	5
Team						2	3	5						
Totals			23-61	7-26	14-22	8	18	26	26	67	9	14	1	200
FG % 1st Half: 11-28		39.3%	2nd half: 12-33		36.4%	Game: 23-61		37.7%	Deadball Rebounds					
3FG % 1st Half: 3-12		25.0%	2nd half: 4-14		28.6%	Game: 7-26		26.9%						
FT % 1st Half: 6-11		54.5%	2nd half: 8-11		72.7%	Game: 14-22		63.6%						

Officials: Terry Wymmer, Tony Padilla, Mark Schur
Technical fouls: Arkansas-TEAM. UCONN-None.
Attendance: 11571
Daniel Gafford (Ark) fouls out with 6:35 left in the 2nd half

Score by periods	1st	2nd	Total
Arkansas	45	57	102
UConn	31	36	67

Last FG - AR 2nd-00:56, UCONN 2nd-00:27.
Largest lead - AR by 42 2nd-02:03, UCONN None.
AR led for 39:49, UCONN led for 00:00. Game was tied for 00:11.

GAME

7

Arkansas at Houston
Dec. 2, 2017 at 6:30 p.m. at Houston, Texas (H&PE Arena)

Arkansas 65 • 5-2

#	Player	Total		3-Ptr	Rebounds			PF	TP	A	TO	Blk	Stl	Min
		FG-FGA	FG-FGA		Off	Def	Tot							
01	Trey Thompson	r	0-3	0-0	0-0	0	2	2	4	0	0	3	1	22
02	Adrio Bailey	r	1-2	0-0	2-3	0	1	1	3	4	0	1	0	11
00	Jaylen Barford	g	3-11	0-3	7-9	2	1	3	2	13	2	3	0	36
04	Daryl Macon	g	3-10	1-4	3-5	0	0	0	2	10	1	2	0	29
31	Anton Beard	g	4-10	2-5	3-5	0	2	2	2	13	3	1	0	33
10	Daniel Gafford		1-4	0-0	3-4	3	3	6	2	5	1	1	0	18
13	Dustin Thomas		3-6	0-1	3-4	2	4	6	2	9	0	0	0	28
20	Darius Hall		0-0	0-0	0-0	0	1	1	0	0	0	1	0	3
23	C.J. Jones		4-9	3-6	0-0	0	3	3	2	11	0	1	0	20
Team						1	4	5						
Totals			19-55	6-19	21-30	8	21	29	19	65	7	13	1	200
FG % 1st Half: 8-25		32.0%	2nd half: 11-30		36.7%	Game: 19-55		34.5%	Deadball Rebounds					
3FG % 1st Half: 4-8		50.0%	2nd half: 2-11		18.2%	Game: 6-19		31.6%						
FT % 1st Half: 9-12		75.0%	2nd half: 12-18		66.7%	Game: 21-30		70.0%						

Houston 91

GAME 9 Arkansas vs No. 14 Minnesota Dec. 9, 2017 at 5:45 p.m. at Fayetteville, Ark. (Bud Walton Arena)

Minnesota 79 • 8-3

#	Player	Total		3-Ptr		Rebounds			PF	TP	A		TO	Blk	Stl	Min
		FG-FGA	FG-FGA	FT-FTA	Off	Def	Tot				TO	Blk				
03	Jordan Murphy	f	7-13	0-0	6-11	4	6	10	4	20	1	3	0	0	0	36
22	Reggie Lynch	c	1-3	0-0	3-4	1	2	3	4	5	0	2	1	0	1	14
01	Dupree McBrayer	g	2-4	2-4	0-2	1	1	2	2	6	0	2	1	1	0	28
02	Nate Mason	g	4-12	2-8	7-8	1	3	4	2	17	6	2	0	1	1	35
05	Amir Coffey	g	6-11	1-3	5-6	1	5	6	1	18	1	1	0	0	0	35
11	Isaiah Washington		3-10	0-2	1-1	0	3	3	1	7	1	0	0	0	0	18
20	Davonte Fitzgerald		0-4	0-1	0-0	0	0	0	2	0	0	0	0	0	0	9
41	Gaston Diedhiou		2-3	0-0	2-4	1	2	3	3	6	1	0	0	0	0	18
42	Michael Hurt		0-1	0-1	0-1	0	3	3	0	0	0	0	0	0	0	7
Team						5	0	5								
Totals			25-61	5-19	24-37	14	25	39	19	79	10	10	2	3		200

FG % 1st Half: 14-31 45.2% 2nd half: 11-30 36.7% Game: 25-61 41.0% Deadball Rebounds 9
3FG % 1st Half: 4-11 36.4% 2nd half: 1-8 12.5% Game: 5-19 26.3%
FT % 1st Half: 10-16 62.5% 2nd half: 14-21 66.7% Game: 24-37 64.9%

Arkansas 95 • 7-2

#	Player	Total		3-Ptr	Rebounds			PF	TP	A	TO	Blk	Stl	Min	
		FG-FGA	FG-FGA	FT-FTA	Off	Def	Tot								
10	Daniel Gafford	f	8-8	0-0	0-3	2	5	7	4	16	1	1	6	0	21
13	Dustin Thomas	f	3-4	0-0	0-0	0	2	2	3	6	2	0	0	0	11
00	Jaylen Barford	g	9-15	2-5	2-3	0	4	4	1	22	4	0	1	0	36
04	Daryl Macon	g	4-12	2-8	2-3	0	2	2	2	12	8	2	0	2	30
31	Anton Beard	g	4-9	1-3	1-2	0	3	3	3	10	6	2	0	0	31
01	Trey Thompson		1-3	0-0	0-0	2	4	6	4	2	2	2	2	2	19
02	Adrio Bailey		3-7	0-0	0-0	1	1	2	3	6	0	0	0	0	15
05	Ariando Cook		1-1	0-0	2-2	1	1	2	2	4	0	0	0	1	14
20	Darius Hall		1-2	0-0	0-0	0	2	2	2	2	0	0	0	0	8
23	C.J. Jones		5-7	5-7	0-0	0	1	1	3	15	0	1	0	0	15
Team						2	0	2				1			
Totals			39-68	10-23	7-13	8	25	33	27	95	23	9	9	5	200

FG % 1st Half: 22-33 66.7% 2nd half: 17-35 48.6% Game: 39-68 57.4% Deadball Rebounds 2,1
3FG % 1st Half: 5-11 45.5% 2nd half: 5-12 41.7% Game: 10-23 43.5%
FT % 1st Half: 1-4 25.0% 2nd half: 6-9 66.7% Game: 7-13 53.8%

Officials: Pat Adams, Wil Howard, Peter Juzenas
Technical fouls: Minnesota-None. Arkansas-None.
Attendance: 17583

Score by periods	1st	2nd	Total
Minnesota	42	37	79
Arkansas	50	45	95

Last FG - MINN 2nd-00:33, AR 2nd-00:47.
Largest lead - MINN None, AR by 19 2nd-07:59.
MINN led for 00:00. AR led for 39:19. Game was tied for 00:41.

	Points	In	Off	2nd	Fast	Bench
MINN	AR	38	T/O	12	Break	13
AR	46	17	15	11	29	

Score tied - 0 times.
Lead changed - 0 times.

GAME 10 Arkansas vs Troy Dec. 16, 2017 at 7 p.m. at North Little Rock, Ark. (Verizon Arena)

Troy 63 • 5-6

#	Player	Total		3-Ptr		Rebounds			PF	TP	A		TO	Blk	Stl	Min
		FG-FGA	FG-FGA	FT-FTA	Off	Def	Tot				TO	Blk				
04	Jr, Juan Davis	f	3-11	2-7	1-2	0	6	6	3	9	0	2	1	0	0	36
30	Alex Hicks	f	6-12	0-2	4-4	5	5	10	3	16	0	0	1	1	1	31
00	Kevin Baker	g	0-9	0-5	1-4	0	2	2	2	1	2	4	0	0	1	23
03	Wesley Person	g	5-15	4-11	11-13	0	5	5	1	25	4	2	0	0	0	36
24	Shawn Hopkins	g	0-0	0-0	0-0	0	0	0	0	0	0	0	1	1	1	17
01	Javan Johnson		1-2	1-2	0-0	0	1	1	2	3	0	2	0	0	0	6
02	Darian Adams		0-2	0-1	0-0	0	1	2	3	0	0	0	0	0	1	21
05	Malik Burnett		1-1	1-1	0-0	0	0	0	0	3	0	0	0	0	0	2
11	BJ Miller		2-7	0-0	2-2	0	3	3	3	6	3	0	1	0	0	28
22	Whit Moreman		0-0	0-0	0-0	0	0	0	0	0	0	0	0	0	0	0+
Team						3	2	5								
Totals			18-59	8-29	19-25	9	26	35	14	63	9	10	4	4		200

FG % 1st Half: 9-32 28.1% 2nd half: 9-27 33.3% Game: 18-59 30.5% Deadball Rebounds 3
3FG % 1st Half: 5-18 27.8% 2nd half: 3-11 27.3% Game: 8-29 27.6%
FT % 1st Half: 2-4 50.0% 2nd half: 17-21 81.0% Game: 19-25 76.0%

Arkansas 88 • 8-2

#	Player	Total		3-Ptr	Rebounds			PF	TP	A	TO	Blk	Stl	Min	
		FG-FGA	FG-FGA	FT-FTA	Off	Def	Tot								
10	Daniel Gafford	f	4-6	0-0	2-6	1	5	6	4	10	1	0	3	0	24
13	Dustin Thomas	f	1-1	0-0	0-0	2	3	5	2	2	0	0	0	0	17
00	Jaylen Barford	g	2-11	1-5	2-4	1	6	7	1	7	5	0	0	1	30
04	Daryl Macon	g	8-14	5-9	4-4	0	3	3	2	25	5	0	0	3	30
31	Anton Beard	g	5-10	1-5	0-0	0	2	2	2	11	2	2	0	1	28
01	Trey Thompson		3-3	0-0	2-2	1	2	3	2	8	1	2	2	1	14
02	Adrio Bailey		5-8	0-0	0-0	3	3	6	3	10	2	1	1	0	16
05	Arlando Cook		0-1	0-0	0-0	0	3	3	0	0	1	0	0	0	9
15	Jonathan Holmes		1-2	1-1	0-0	0	0	0	0	3	0	0	0	0	1
20	Darius Hall		2-2	0-0	0-0	0	2	2	4	4	0	0	1	0	12
22	Gabe Osabuohien		1-1	0-0	0-1	0	2	2	0	2	1	0	0	0	2
23	C.J. Jones		2-5	0-3	2-2	0	2	2	0	6	1	1	1	1	17
Team						0	1	1							
Totals			34-64	8-23	12-19	8	34	42	20	88	19	6	8	7	200

FG % 1st Half: 18-29 62.1% 2nd half: 16-35 45.7% Game: 34-64 53.1% Deadball Rebounds 3,1
3FG % 1st Half: 5-12 41.7% 2nd half: 3-11 27.3% Game: 8-23 34.8%
FT % 1st Half: 4-6 66.7% 2nd half: 8-13 61.5% Game: 12-19 63.2%

Officials: Karl Hess, Peter Juzenas, Glenn Tuitt
Technical fouls: Troy-Kevin Baker. Arkansas-None.
Attendance: 16416

Score by periods	1st	2nd	Total
Troy	25	38	63
Arkansas	45	43	88

Last FG - TROY 2nd-00:26, AR 2nd-00:05.
Largest lead - TROY by 6 1st-18:47, AR by 25 2nd-01:43.
TROY led for 04:10. AR led for 35:38. Game was tied for 00:12.

Score tied - 0 times.
Lead changed - 1 time.

GAME 11 Arkansas vs Oral Roberts Dec. 19, 2017 at 7 p.m. at Fayetteville, Ark. (Bud Walton Arena)

Oral Roberts 69 • 4-10

#	Player	Total		3-Ptr		Rebounds			PF	TP	A		TO	Blk	Stl	Min
		FG-FGA	FG-FGA	FT-FTA	Off	Def	Tot				TO	Blk				
23	Emmanuel Nzekwesi	r	10-13	2-5	0-0	0	2	2	3	22	2	5	1	2	2	34
25	Javan White	r	2-5	0-0	0-0	6	10	16	1	4	3	3	0	0	0	32
52	Chris Miller	g	4-5	0-0	2-4	3	1	4	3	10	0	2	0	0	0	15
10	Sam Kearns	g	1-7	1-6	0-0	0	1	1	1	3	4	3	0	0	0	25
24	R.J. Fuqua	g	7-15	4-8	1-1	0	3	3	2	19	3	3	0	1	1	35
03	Jontray Harris		1-4	0-2	0-0	0	2	2	0	2	2	3	0	0	0	22
20	Spencer Sutton		1-2	1-2	0-0	0	0	0	4	3	2	4	0	0	0	12
33	Emir Ahmedic		0-0	0-0	0-0	0	1	1	0	0	0	1	1	0	0	4
44	Albert Owens		3-4	0-0	0-2	1	3	4	0	6	2	2	0	1	1	21
Team						1	0	1								
Totals			29-55	8-23	3-7	11	23	34	14	69	18	27	2	4		200

FG % 1st Half: 10-24 41.7% 2nd half: 19-31 61.3% Game: 29-55 52.7% Deadball Rebounds 2
3FG % 1st Half: 3-11 27.3% 2nd half: 5-12 41.7% Game: 8-23 34.8%
FT % 1st Half: 0-2 0.0% 2nd half: 3-5 60.0% Game: 3-7 42.9%

Arkansas 104 • 9-2

#	Player		Total		3-Ptr		Rebounds			PF	TP	A			TO	Blk	Stl	Min
			FG-FGA	FG-FGA	FT-FTA	Off	Def	Tot				TO	Blk					
10	Daniel Gafford	f	5-7	0-0	2-3	2	2	4	1	12	4	1	2	0	0	22		
13	Dustin Thomas	f	2-6	0-0	0-2	0	0	1	2	4	3	0	0	0	0	19		
00	Jaylen Barford	g	8-9	2-2	0-1	1	2	3	0	18	4	1	0	5	24			
04	Daryl Macon	g	4-10	4-9	2-2	0	3	3	1	14	3	0	1	1	27			
31	Anton Beard	g	5-8	2-3	2-4	3	1	4	3	14	4	1	0	2	29			
01	Trey Thompson		1-3	0-0	0-0	1	2	3	1	2	1	1	0	1	13			
02	Adrio Bailey		3-3	0-0	0-0	0	1	1	0	6	2	1	2	2	12			
05	Arlando Cook		3-5	0-0	0-0	0	1	1	0	6	1	1	0	1	13			
14	JT Plummer		0-0	0-0	0-0	0	0	0	0	0	0	0	0	0	0+			
15	Jonathan Holmes		1-2	0-1	0-0	0	0	0	0	2	0	0	0	0	2			
20	Darius Hall		4-6	1-2	2-2	2	1	3	2	11	3	2	0	2	15			
22	Gabe Osabuohien		0-0	0-0	0-0	0	0	0	0	0	0	0	0	0	5			
23	C.J. Jones		5-10	5-8	0-0	0	2	2	2	15	2	1	2	0	19			
	Team					0	0	0										
Totals			41-69	14-25	8-15	9	16	25	12	104	27	9	7	14	200			

GAME 13

Arkansas vs No. 19 Tennessee
Dec. 30, 2017 at 12:00 p.m. at Fayetteville, Ark. (Bud Walton Arena)

Tennessee 93 • 9-3, 0-1 SEC

#	Player	Total		3-Ptr		Rebounds			PF	TP	A TO Blk Stl				Min
		FG-FGA	FG-FGA	FT-FTA	Off Def Tot	PF	TP	A TO Blk Stl							
02	Grant Williams	f	5-13	0-1	2-4	3 3 6	5 12	1 2 2 1	34						
05	Admiral Schofield	f	4-10	4-6	4-4	0 7 7	5 16	1 2 0 0	27						
11	Kyle Alexander	f	2-2	0-0	0-0	2 4 6	5 4	0 1 1 0	22						
00	Jordan Bone	g	7-16	2-3	5-6	0 6 6	1 21	5 1 0 1	38						
23	Jordan Bowden	g	3-5	0-0	1-3	1 1 2	5 7	2 2 0 0	22						
01	Lamonte Turner		4-9	2-6	0-0	0 2 2	2 10	2 1 0 0	21						
03	James Daniel		5-10	3-7	4-5	0 2 2	2 17	4 2 0 2	35						
10	John Fulkerson		0-1	0-0	0-0	1 1 2	1 0	1 0 0 0	11						
15	Derrick Walker		1-1	0-0	0-0	1 2 3	0 2	1 1 0 0	6						
32	Chris Darrington		1-4	0-2	2-4	0 1 1	1 4	0 1 0 0	9						
Team						3 1 4		1							
Totals			32-71	11-25	18-26	11 30 41	27 93	17 14 3 5	225						

FG % 1st Half: 14-30 46.7% 2nd half: 11-29 37.9% OT: 7-12 58.3% Game: 32-71 45.1% Deadball Rebounds 7,1
3FG % 1st Half: 6-11 54.5% 2nd half: 2-9 22.2% OT: 3-5 60.0% Game: 11-25 44.0%
FT % 1st Half: 4-8 50.0% 2nd half: 11-15 73.3% OT: 3-3 100.0% Game: 18-26 69.2%

Arkansas 95 • 11-2, 1-0 SEC

#	Player	Total		3-Ptr		Rebounds			PF	TP	A TO Blk Stl				Min
		FG-FGA	FG-FGA	FT-FTA	Off Def Tot	PF	TP	A TO Blk Stl							
10	Daniel Gafford	f	6-8	0-0	3-9	3 5 8	4 15	0 1 5 0	33						
13	Dustin Thomas	f	2-3	0-0	0-1	1 6 7	5 4	1 1 0 0	27						
00	Jaylen Barford	g	10-18	1-5	7-8	1 4 5	3 28	4 0 0 2	35						
04	Daryl Macon	g	10-18	5-9	8-8	0 3 3	1 33	3 3 0 0	41						
31	Anton Beard	g	3-7	2-3	2-3	0 4 4	5 10	1 2 0 1	42						
01	Trey Thompson		1-1	0-0	0-0	0 1 1	0 2	0 2 0 0	13						
02	Adrio Bailey		0-0	0-0	0-0	0 0 0	0 0	0 0 1 0	5						
05	Arlando Cook		0-0	0-0	1-2	0 2 2	1 1	0 0 0 0	13						
20	Darrious Hall		0-0	0-0	0-0	0 0 0	0 0	0 3 0 1	3						
23	C.J. Jones		1-6	0-3	0-2	1 2 3	1 2	0 0 1 0	13						
Team						0 1 1									
Totals			33-61	8-20	21-33	6 28 34	20 95	9 12 7 4	225						

FG % 1st Half: 13-30 43.3% 2nd half: 14-25 56.0% OT: 6-6 100.0% Game: 33-61 54.1% Deadball Rebounds 3,1
3FG % 1st Half: 4-11 36.4% 2nd half: 2-7 28.6% OT: 2-2 100.0% Game: 8-20 40.0%
FT % 1st Half: 1-4 25.0% 2nd half: 12-17 70.6% OT: 8-12 66.7% Game: 21-33 63.6%

Officials: Doug Shows, Patrick Evans, Will Howard
Technical fouls: Tennessee-None. Arkansas-None.
Attendance: 18696
Fouled out: Arkansas #13, Thomas (3:53 2H); #31, Beard (0:01.5 OT)
Tennessee #2, Williams (2:10 2H); #5, Schofield (3:22 OT)
Tennessee #23, Bowden (0:22 OT); #11, Alexander (0:13.8 OT)

Score by periods	1st	2nd	OT	Total
Tennessee	38	35	20	93
Arkansas	31	42	22	95

Last FG - UT OT-00:08, AR OT-00:47.
Largest lead - UT by 10 1st-01:11, AR by 11 OT-00:47.
UT led for 38:23. AR led for 04:05. Game was tied for 02:32.

Points	In Paint	Off T/O	2nd Chance	Fast Break	Bench
UT	30	10	11	16	33
AR	38	18	11	19	5

Score tied - 3 times.
Lead changed - 5 times.

GAME 14

No. 22 Arkansas at Mississippi State
Jan. 2, 2018 at 8:00 p.m. at Starkville, Miss. (Humphrey Coliseum)

Arkansas 75 • 11-3, 1-1

#	Player	Total		3-Ptr		Rebounds			PF	TP	A TO Blk Stl				Min
		FG-FGA	FG-FGA	FT-FTA	Off Def Tot	PF	TP	A TO Blk Stl							
10	Daniel Gafford	f	8-11	0-0	1-3	1 4 5	3 17	2 3 1 0	32						
13	Dustin Thomas	f	0-2	0-0	0-0	1 4 5	2 0	4 1 0 0	18						
00	Jaylen Barford	g	4-15	0-6	3-4	3 4 7	4 11	5 2 0 0	38						
04	Daryl Macon	g	9-12	5-7	1-3	2 3 5	2 24	2 2 0 0	37						
31	Anton Beard	g	4-7	1-2	0-0	0 1 1	2 9	3 2 0 2	29						
01	Trey Thompson		0-1	0-0	0-0	0 4 4	3 0	1 2 2 0	8						
02	Adrio Bailey		5-7	0-0	0-2	2 4 6	5 10	0 0 0 1	18						
05	Arlando Cook		1-3	0-0	0-0	0 0 0	2 2	0 0 0 0	4						
20	Darrious Hall		1-2	0-0	0-0	1 2 3	1 2	0 0 0 0	6						
23	C.J. Jones		0-2	0-0	0-0	0 1 1	2 0	0 1 0 0	10						
Team						2 0 2									
Totals			32-62	6-15	5-12	12 27 39	26 75	17 13 3 3	200						

FG % 1st Half: 12-31 38.7% 2nd half: 20-31 64.5% Game: 32-62 51.6% Deadball Rebounds 3
3FG % 1st Half: 2-7 28.6% 2nd half: 4-8 50.0% Game: 6-15 40.0%
FT % 1st Half: 2-4 50.0% 2nd half: 3-8 37.5% Game: 5-12 41.7%

Mississippi State 78 • 13-1, 1-0

#	Player	Total		3-Ptr		Rebounds			PF	TP	A TO Blk Stl				Min
		FG-FGA	FG-FGA	FT-FTA	Off Def Tot	PF	TP	A TO Blk Stl							
24	Abdul Ado	f	3-3	0-0	2-9	5 4 9	2 8	0 1 4 1	34						
35	Aric Holman	f	1-8	0-4	2-2	2 3 5	2 4	0 1 0 0	20						
00	Nick Weatherspoon	g	7-10	1-3	7-10	0 4 4	1 22	2 0 2 2	33						
11	Q Weatherspoon	g	7-13	2-4	6-8	5 2 7	4 22	2 2 1 3	33						
23	Tyson Carter	g	2-7	1-5	2-3	1 3 4	0 7	1 0 0 0	21						
01	Lamar Peters		4-9	0-3	1-2	0 2 2	1 9	3 1 0 1	23						
02	Eli Wright		0-4	0-0	0-0	0 0 0	0 0	0 0 0 0	10						
03	Xavian Stapleton		1-4	0-2	4-6	1 3 4	1 6	1 1 0 1	20						
45	E.J. Datcher		0-1	0-0	0-0	1 0 1	0 0	0 0 1 0	6						
Team						2 1 3		1							
Totals			25-59	4-21	24-40	17 22 39	11 78	9 7 8 8	200						

FG % 1st Half: 11-31 35.5% 2nd half: 14-28 50.0% Game: 25-59 42.4% Deadball Rebounds 6
3FG % 1st Half: 1-12 8.3% 2nd half: 3-9 33.3% Game: 4-21 19.0%
FT % 1st Half: 9-16 56.3% 2nd half: 15-24 62.5% Game: 24-40 60.0%

Officials: Joe Lindsay, Orlandis Poole, Ron Groover
Technical fouls: Arkansas-None. Mississippi State-None.
Attendance: 6324

Score by periods	1st	2nd	Total
Arkansas	28	47	75
Mississippi State	32	46	78

Points	In Paint	Off T/O	2nd Chance	Fast Break	Bench
AR	42	9	9	4	14
MS	38	19	16	10	15

Last FG - AR 2nd-01:38, MS 2nd-00:39.
Largest lead - AR by 8 2nd-12:46, MS by 4 1st-00:44.
AR led for 28:44. MS led for 06:09. Game was tied for 05:07.

Score tied - 9 times.
Lead changed - 11 times.

RECORD:	OVERALL	HOME	AWAY	NEUTRAL
ALL GAMES	11-3	8-0	0-2	3-1
CONFERENCE	1-1	1-0	0-1	0-0
NON-CONFERENCE	10-2	7-0	0-1	3-1

#	Player	gp-gs	min	avg	Total		3-Point		F-Throw		Rebounds				pf	dq	a	to	blk	stl	pts	avg
					fg-fga	fg%	3fg-fga	3fg%	ft-fa	ft%	off	def	tot	avg								
00	Jaylen Barford	14-14	427	30.5	96-191	.503	27-67	.403	43-62	.694	15	46	61	4.4	29	0	50	20	5	14	262	18.7
04	Daryl Macon	14-14	427	30.5	76-157	.484	41-87	.471	48-57	.842	4	31	35	2.5	22	0	55	22	2	18	241	17.2
10	Daniel Gafford	14-6	305	21.8	66-98	.673	0-0	.000	40-73	.548	23	65	88	6.3	50	3	14	15	29	9	172	12.3
31	Anton Beard	14-14	426	30.4	55-132	.417	18-52	.346	36-44	.818	9	30	39	2.8	36	1	43	22	1	15	164	11.7
23	C.J. Jones	14-0	251	17.9	45-98	.459	26-63	.413	12-15	.800	1	28	29	2.1	15	0	9	7	4	5	128	9.1
02	Adrio Bailey	14-7	232	16.6	39-62	.629	0-0	.000	10-18	.556	19	30	49	3.5	30	1	12	9	17	7	88	6.3
13	Dustin Thomas	11-7	216	19.6	20-40	.500	0-1	.000	15-21	.714	14	37	51	4.6	29	1	12	10	0	6	55	5.0
20	Darius Hall	14-0	151	10.8	23-44	.523	5-13	.385	10-17	.588	8	27	35	2.5	28	0	5	18	3	8	61	4.4
01	Trey Thompson	14-8	239	17.1	18-35	.514	0-0	.000	5-12	.417	17	39	56	4.0	31	0	26	20	10	9	41	2.9
05	Arlando Cook	7-0	78	11.1	6-15	.400	0-0	.000	3-4	.750	3	11	14	2.0	6	0	4	1	0	3	15	2.1
15	Jonathan Holmes	7-0	16	2.3	5-13	.385	2-6	.333	1-2	.500	1	1	2	0.3	1	0	1	1	0	1	13	1.9
22	Gabe Osabuohien	8-0	51	6.4	5-11	.455	0-2	.000	0-5	.000	4	7	11	1.4	8	0	3	3	1	1	10	1.3
14	JT Plummer	6-0	6	1.0	0-0	.000	0-0	.000	0-0	.000	0	0	0	0.0	0	0	0	0	0	0	0	0.0
Team											16	16	32					2				
Total.....		14	2825		454-896	.507	119-291	.409	223-330	.676	134	368	502	35.9	285	6	234	150	72	96	1250	89.3
Opponents.....		14	2825		357-846	.422	110-335	.328	224-334	.671	159	345	504	36.0	284	8	181	216	46	73	1048	74.9

TEAM STATISTICS

	AR	OPP
SCORING	1250	1048
Points per game	89.3	74.9
Scoring margin	+14.4	-
FIELD GOALS-ATT	454-896	357-846
Field goal pct	.507	.422
3 POINT FG-ATT	119-291	110-335
3-point FG pct	.409	.328
3-pt FG made per game	8.5	7.9
FREE THROWS-ATT	223-330	224-334
Free throw pct	.676	.671
F-Throws made per game	15.9	16.0
REBOUNDS	502	504
Rebounds per game	35.9	36.0
Rebounding margin	-0.1	-
ASSISTS	234	181
Assists per game	16.7	12.9
TURNOVERS	150	216
Turnovers per game	10.7	15.4
Turnover margin	+4.7	-
Assist/turnover ratio	1.6	0.8
STEALS	96	73
Steals per game	6.9	5.2
BLOCKS	72	46
Blocks per game	5.1	3.3
ATTENDANCE	121549	56394
Home games-Avg/Game	8-15194	2-5255
Neutral site-Avg/Game	-	4-11471

Date	Opponent		Score	Att.
11/10/17	SAMFORD	w	95-56	13407
11/12/17	BUCKNELL	w	101-73	13404
11/17/17	FRESNO STATE	w	83-75	15051
11/23/17	vs Oklahoma	w	92-83	11294
11/24/17	vs North Carolina	L	68-87	6603
11/26/17	vs UCONN	w	102-67	11571
12/02/17	at Houston	L	65-91	4186
12/05/17	COLORADO STATE	w	92-66	13634
12/09/17	MINNESOTA	w	95-79	17583
12/16/17	vs Troy	w	88-63	16416
12/19/17	ORAL ROBERTS	w	104-69	13945
12/27/17	CSU BAKERSFIELD	w	95-68	15829
* 12/30/17	TENNESSEE	Wot	95-93	18696
* 01/02/18	at Mississippi State	L	75-78	6324

* = Conference game

Score by Periods	1st	2nd	OT	Totals
Arkansas	587	641	22	1250
Opponents	462	566	20	1048

RECORD:	OVERALL	HOME	AWAY	NEUTRAL
ALL GAMES	8-0	8-0	0-0	0-0
CONFERENCE	1-0	1-0	0-0	0-0
NON-CONFERENCE	7-0	7-0	0-0	0-0

#	Player	gp-gs	min	avg	Total		3-Point		F-Throw		Rebounds				pf	dq	a	to	blk	stl	pts	avg
					fg-fga	fg%	3fg-fga	3fg%	ft-fa	ft%	off	def	tot	avg								
00	Jaylen Barford	8-8	235	29.4	62-106	.585	17-35	.486	26-38	.684	9	26	35	4.4	16	0	31	8	2	11	167	20.9
04	Daryl Macon	8-8	248	31.0	42-88	.477	21-50	.420	27-30	.900	2	16	18	2.3	13	0	42	13	2	11	132	16.5
10	Daniel Gafford	8-4	177	22.1	44-63	.698	0-0	.000	25-46	.543	15	37	52	6.5	28	2	8	5	22	5	113	14.1
31	Anton Beard	8-8	236	29.5	32-72	.444	11-30	.367	23-29	.793	7	17	24	3.0	23	1	24	10	1	9	98	12.3
23	C.J. Jones	8-0	147	18.4	29-59	.492	16-36	.444	4-7	.571	1	18	19	2.4	8	0	7	3	3	2	78	9.8
13	Dustin Thomas	5-5	93	18.6	13-23	.565	0-0	.000	4-7	.571	3	15	18	3.6	14	1	8	2	0	2	30	6.0
20	Darius Hall	8-0	104	13.0	16-34	.471	4-12	.333	8-14	.571	6	15	21	2.6	18	0	5	15	2	7	44	5.5
02	Adrio Bailey	8-3	128	16.0	19-27	.704	0-0	.000	5-8	.625	8	13	21	2.6	15	0	9	7	9	5	43	5.4
01	Trey Thompson	8-4	135	16.9	12-22	.545	0-0	.000	2-6	.333	13	25	38	4.8	17	0	12	12	4	5	26	3.3
05	Arlando Cook	5-0	65	13.0	5-11	.455	0-0	.000	3-4	.750	3	8	11	2.2	4	0	3	1	0	3	13	2.6
15	Jonathan Holmes	5-0	11	2.2	3-9	.333	1-5	.200	1-2	.500	0	1	1	0.2	1	0	1	0	0	1	8	1.6
22	Gabe Osabuohien	6-0	41	6.8	4-9	.444	0-2	.000	0-4	.000	3	3	6	1.0	8	0	1	2	1	0	8	1.3
14	JT Plummer	5-0	5	1.0	0-0	.000	0-0	.000	0-0	.000	0	0	0	0.0	0	0	0	0	0	0	0	0.0
Team											9	6	15					1				
Total.....		8	1625		281-523	.537	70-170	.412	128-195	.656	79	200	279	34.9	165	4	151	79	46	61	760	95.0
Opponents.....		8	1625		201-483	.416	65-193	.337	112-178	.629	100	185	285	35.6	170	6	104	140	18	34	579	72.4

TEAM STATISTICS	AR	OPP	Date	Opponent	Score	Att.
SCORING	760	579	11/10/17	SAMFORD	w 95-56	13407
Points per game	95.0	72.4	11/12/17	BUCKNELL	w 101-73	13404
Scoring margin	+22.6	-	11/17/17	FRESNO STATE	w 83-75	15051
FIELD GOALS-ATT	281-523	201-483	12/05/17	COLORADO STATE	w 92-66	13634
Field goal pct	.537	.416	12/09/17	MINNESOTA	w 95-79	17583
3 POINT FG-ATT	70-170	65-193	12/19/17	ORAL ROBERTS	w 104-69	13945
3-point FG pct	.412	.337	12/27/17	CSU BAKERSFIELD	w 95-68	15829
3-pt FG made per game	8.8	8.1	* 12/30/17	TENNESSEE	Wot 95-93	18696
FREE THROWS-ATT	128-195	112-178	* = Conference game			
Free throw pct	.656	.629				
F-Throws made per game	16.0	14.0				
REBOUNDS	279	285				
Rebounds per game	34.9	35.6				
Rebounding margin	-0.7	-				
ASSISTS	151	104				
Assists per game	18.9	13.0				
TURNOVERS	79	140				
Turnovers per game	9.9	17.5				
Turnover margin	+7.6	-				
Assist/turnover ratio	1.9	0.7				
STEALS	61	34				
Steals per game	7.6	4.3				
BLOCKS	46	18				
Blocks per game	5.8	2.3				
ATTENDANCE	121549	0				
Home games-Avg/Game	8-15194	0-0				
Neutral site-Avg/Game	-	0-0				






Score by Periods	1st	2nd	OT	Totals
Arkansas	364	374	22	760
Opponents	248	311	20	579

RECORD:	OVERALL	HOME	AWAY	NEUTRAL
ALL GAMES	1-1	1-0	0-1	0-0
CONFERENCE	1-1	1-0	0-1	0-0
NON-CONFERENCE	0-0	0-0	0-0	0-0

#	Player	gp-gs	min	avg	Total		3-Point		F-Throw		Rebounds								a	to	blk	stl	pts	avg
					fg-fga	fg%	3fg-fga	3fg%	ft-fa	ft%	off	def	tot	avg	pf	dq								
04	Daryl Macon	2-2	78	39.0	19-30	.633	10-16	.625	9-11	.818	2	6	8	4.0	3	0	5	5	0	0	57	28.5		
00	Jaylen Barford	2-2	73	36.5	14-33	.424	1-11	.091	10-12	.833	4	8	12	6.0	7	0	9	2	0	2	39	19.5		
10	Daniel Gafford	2-2	65	32.5	14-19	.737	0-0	.000	4-12	.333	4	9	13	6.5	7	0	2	4	6	0	32	16.0		
31	Anton Beard	2-2	71	35.5	7-14	.500	3-5	.600	2-3	.667	0	5	5	2.5	7	1	4	4	0	3	19	9.5		
02	Adrio Bailey	2-0	23	11.5	5-7	.714	0-0	.000	0-2	.000	2	4	6	3.0	5	1	0	0	1	1	10	5.0		
13	Dustin Thomas	2-2	45	22.5	2-5	.400	0-0	.000	0-1	.000	2	10	12	6.0	7	1	5	2	0	0	4	2.0		
05	Arlando Cook	2-0	17	8.5	1-3	.333	0-0	.000	1-2	.500	0	2	2	1.0	3	0	0	0	0	0	3	1.5		
23	C.J. Jones	2-0	23	11.5	1-8	.125	0-3	.000	0-2	.000	1	3	4	2.0	3	0	0	1	1	0	2	1.0		
01	Trey Thompson	2-0	21	10.5	1-2	.500	0-0	.000	0-0	.000	0	5	5	2.5	3	0	1	4	2	0	2	1.0		
20	Darius Hall	2-0	9	4.5	1-2	.500	0-0	.000	0-0	.000	1	2	3	1.5	1	0	0	3	0	1	2	1.0		
	Team										2	1	3											
	Total.....	2	425		65-123	.528	14-35	.400	26-45	.578	18	55	73	36.5	46	3	26	25	10	7	170	85.0		
	Opponents.....	2	425		57-130	.438	15-46	.326	42-66	.636	28	52	80	40.0	38	4	26	21	11	13	171	85.5		

TEAM STATISTICS	AR	OPP	Date	Opponent	Score	Att.
SCORING	170	171	* 12/30/17	TENNESSEE	95-93	18696
Points per game	85.0	85.5	* 01/02/18	at Mississippi State	75-78	6324
Scoring margin	-0.5	-	* = Conference game			
FIELD GOALS-ATT	65-123	57-130				
Field goal pct	.528	.438				
3 POINT FG-ATT	14-35	15-46				
3-point FG pct	.400	.326				
3-pt FG made per game	7.0	7.5				
FREE THROWS-ATT	26-45	42-66				
Free throw pct	.578	.636				
F-Throws made per game	13.0	21.0				
REBOUNDS	73	80				
Rebounds per game	36.5	40.0				
Rebounding margin	-3.5	-				
ASSISTS	26	26				
Assists per game	13.0	13.0				
TURNOVERS	25	21				
Turnovers per game	12.5	10.5				
Turnover margin	-2.0	-				
Assist/turnover ratio	1.0	1.2				
STEALS	7	13				
Steals per game	3.5	6.5				
BLOCKS	10	11				
Blocks per game	5.0	5.5				
ATTENDANCE	18696	6324				
Home games-Avg/Game	1-18696	1-6324				
Neutral site-Avg/Game	-	0-0				

Score by Periods	1st	2nd	OT	Totals
Arkansas	59	89	22	170
Opponents	70	81	20	171

0		JAYLEN BARFORD ▪ SR ▪ G ▪ 6-3 ▪ 202 Jackson, Tenn. ▪ Motlow State CC	<table><tr><th>YEAR</th><th>GP/GS</th><th>PPG</th><th>APG</th><th>RPG</th><th>FG%</th><th>3FG%</th><th>FT%</th></tr><tr><td>2017-18</td><td>14/14</td><td>18.7</td><td>3.6</td><td>4.4</td><td>.503</td><td>.403</td><td>.694</td></tr><tr><td>Career</td><td>50/44</td><td>14.4</td><td>2.4</td><td>3.9</td><td>.459</td><td>.318</td><td>.731</td></tr></table>	YEAR	GP/GS	PPG	APG	RPG	FG%	3FG%	FT%	2017-18	14/14	18.7	3.6	4.4	.503	.403	.694	Career	50/44	14.4	2.4	3.9	.459	.318	.731	<ul style="list-style-type: none">• Is third in the SEC in scoring at 18.7 points per game.• Has 10 career 20-pt games, including 7 on the road.• Named to preseason coaches All-SEC second team.• Named to PK80 Victory Bracket All-Tournament team after averaging 21.3 points per game.	CAREER HIGHS PTS: 38 - Tennessee (12/30/17) AST: 6 - (2x), last vs. Samford (11/10/17) REB: 7 - (4x), last at Miss. State (01/02/18) STL: 5 - Oral Roberts (12/19/17)
YEAR	GP/GS	PPG	APG	RPG	FG%	3FG%	FT%																						
2017-18	14/14	18.7	3.6	4.4	.503	.403	.694																						
Career	50/44	14.4	2.4	3.9	.459	.318	.731																						
1		TREY THOMPSON ▪ SR ▪ F ▪ 6-9 ▪ 265 Madison, Ark. ▪ Forrest City HS	<table><tr><th>YEAR</th><th>GP/GS</th><th>PPG</th><th>RPG</th><th>BPG</th><th>APG</th><th>FG%</th><th>FT%</th></tr><tr><td>2017-18</td><td>14/8</td><td>2.9</td><td>4.0</td><td>0.7</td><td>1.9</td><td>.514</td><td>.417</td></tr><tr><td>Career</td><td>93/9</td><td>2.4</td><td>3.3</td><td>0.7</td><td>1.3</td><td>.577</td><td>.573</td></tr></table>	YEAR	GP/GS	PPG	RPG	BPG	APG	FG%	FT%	2017-18	14/8	2.9	4.0	0.7	1.9	.514	.417	Career	93/9	2.4	3.3	0.7	1.3	.577	.573	<ul style="list-style-type: none">• Third on the team with 56 total rebounds.• Second on team with 93 games played as a Razorback.• Tied for team lead with 36 asts last year during SEC play.• Leads all Arkansas forwards with 26 assists, including two 5-assist performances in the PK80.	CAREER HIGHS PTS: 13 - LSU (02/23/16) REB: 11 - (2x), last vs. Bucknell (11/12/17) BLK: 4 - Texas Tech (01/30/16) AST: 6 - Texas A&M (02/22/17)
YEAR	GP/GS	PPG	RPG	BPG	APG	FG%	FT%																						
2017-18	14/8	2.9	4.0	0.7	1.9	.514	.417																						
Career	93/9	2.4	3.3	0.7	1.3	.577	.573																						
2		ADRIO BAILEY ▪ SO ▪ F ▪ 6-6 ▪ 204 Campti, La. ▪ Lakeview HS	<table><tr><th>YEAR</th><th>GP/GS</th><th>PPG</th><th>RPG</th><th>BPG</th><th>APG</th><th>FG%</th><th>FT%</th></tr><tr><td>2017-18</td><td>14/7</td><td>6.3</td><td>3.5</td><td>1.2</td><td>0.9</td><td>.629</td><td>.556</td></tr><tr><td>Career</td><td>41/9</td><td>3.4</td><td>2.0</td><td>0.6</td><td>0.9</td><td>.604</td><td>.432</td></tr></table>	YEAR	GP/GS	PPG	RPG	BPG	APG	FG%	FT%	2017-18	14/7	6.3	3.5	1.2	0.9	.629	.556	Career	41/9	3.4	2.0	0.6	0.9	.604	.432	<ul style="list-style-type: none">• Recorded a career-high 15 pts in the season opener.• Is second on the team with 12 dunks. Had four vs. Troy.• Had career-high 5 blocks against North Carolina.• Started first 7 games, after making 2 starts last year.• Has 12 asts in 14 games, only totaled 7 last yr in 27 games.	CAREER HIGHS PTS: 15 - Samford (11/10/17) REB: 7 - (2x), last vs. Oklahoma (11/23/17) BLK: 5 - North Carolina (11/24/17) AST: 3 - Fresno State (11/17/17)
YEAR	GP/GS	PPG	RPG	BPG	APG	FG%	FT%																						
2017-18	14/7	6.3	3.5	1.2	0.9	.629	.556																						
Career	41/9	3.4	2.0	0.6	0.9	.604	.432																						
3		KHALIL GARLAND ▪ FR ▪ G ▪ 6-5 ▪ 198 Little Rock, Ark. ▪ Parkview HS	<table><tr><th>YEAR</th><th>GP/GS</th><th>PPG</th><th>APG</th><th>SPG</th><th>FG%</th><th>3FG%</th><th>FT%</th></tr><tr><td>2017-18</td><td>--/--</td><td>--</td><td>--</td><td>--</td><td>--</td><td>--</td><td>--</td></tr><tr><td>Career</td><td>--/--</td><td>--</td><td>--</td><td>--</td><td>--</td><td>--</td><td>--</td></tr></table>	YEAR	GP/GS	PPG	APG	SPG	FG%	3FG%	FT%	2017-18	--/--	--	--	--	--	--	--	Career	--/--	--	--	--	--	--	--	<ul style="list-style-type: none">• Ranked the No. 2 player in the state of Arkansas.• Tabbed a 4-star and No. 55 overall guard by ESPN.• Will redshirt the 2017-18 season.	CAREER HIGHS PTS: AST: REB: 3FGM:
YEAR	GP/GS	PPG	APG	SPG	FG%	3FG%	FT%																						
2017-18	--/--	--	--	--	--	--	--																						
Career	--/--	--	--	--	--	--	--																						
4		DARYL MACON ▪ SR ▪ G ▪ 6-3 ▪ 185 Little Rock, Ark. ▪ Holmes CC	<table><tr><th>YEAR</th><th>GP/GS</th><th>PPG</th><th>APG</th><th>SPG</th><th>FG%</th><th>3FG%</th><th>FT%</th></tr><tr><td>2017-18</td><td>14/14</td><td>17.2</td><td>3.9</td><td>1.3</td><td>.484</td><td>.471</td><td>.842</td></tr><tr><td>Career</td><td>50/35</td><td>14.5</td><td>2.7</td><td>1.2</td><td>.464</td><td>.416</td><td>.860</td></tr></table>	YEAR	GP/GS	PPG	APG	SPG	FG%	3FG%	FT%	2017-18	14/14	17.2	3.9	1.3	.484	.471	.842	Career	50/35	14.5	2.7	1.2	.464	.416	.860	<ul style="list-style-type: none">• Averaging 28.5 points per game in SEC play this season.• Recorded 2nd career 30-pt game vs. No. 19 Tennessee, scoring a career-high 33 in Arkansas' comeback win.• Named SEC Player of the Week on Dec. 18, following 25-point effort against Troy in North Little Rock.	CAREER HIGHS PTS: 33 - Tennessee (12/30/17) AST: 8 - (2x), last vs. CSU Bakersfield (12/27/17) STL: 4 - Fort Wayne (11/11/16) 3FGM: 6 - (2x), last vs. Oklahoma (11/23/17)
YEAR	GP/GS	PPG	APG	SPG	FG%	3FG%	FT%																						
2017-18	14/14	17.2	3.9	1.3	.484	.471	.842																						
Career	50/35	14.5	2.7	1.2	.464	.416	.860																						
5		ARLANDO COOK ▪ SR ▪ F ▪ 6-8 ▪ 215 St. Louis, Mo. ▪ Connors State College	<table><tr><th>YEAR</th><th>GP/GS</th><th>PPG</th><th>RPG</th><th>BPG</th><th>APG</th><th>FG%</th><th>FT%</th></tr><tr><td>2017-18</td><td>7/0</td><td>2.1</td><td>2.0</td><td>--</td><td>0.6</td><td>.400</td><td>.750</td></tr><tr><td>Career</td><td>43/7</td><td>2.7</td><td>2.3</td><td>0.3</td><td>0.4</td><td>.433</td><td>.659</td></tr></table>	YEAR	GP/GS	PPG	RPG	BPG	APG	FG%	FT%	2017-18	7/0	2.1	2.0	--	0.6	.400	.750	Career	43/7	2.7	2.3	0.3	0.4	.433	.659	<ul style="list-style-type: none">• Has 2+ rebounds in five of seven games played SEC year.• Had 4 pts, 2 rebs and 1 steal against Minnesota in 14 mins.• Played 15 mins vs. CSU in first game back, tallying 4 rebs.• Averaged 2.8 points and 2.3 rebounds per game last year.• Ranked the No. 6 junior college transfer in 2016 class.	CAREER HIGHS PTS: 9 - Southern Illinois (11/14/16) REB: 7 - at Texas A&M (01/17/17) BLK: 3 - (5x), last vs. Sam Houston St. (12/20/16) AST: 2 - (4x), last vs. Colorado St. (12/05/17)
YEAR	GP/GS	PPG	RPG	BPG	APG	FG%	FT%																						
2017-18	7/0	2.1	2.0	--	0.6	.400	.750																						
Career	43/7	2.7	2.3	0.3	0.4	.433	.659																						
10		DANIEL GAFFORD ▪ FR ▪ F ▪ 6-11 ▪ 234 El Dorado, Ark. ▪ El Dorado HS	<table><tr><th>YEAR</th><th>GP/GS</th><th>PPG</th><th>RPG</th><th>BPG</th><th>APG</th><th>FG%</th><th>FT%</th></tr><tr><td>2017-18</td><td>14/6</td><td>12.3</td><td>6.3</td><td>2.1</td><td>1.0</td><td>.673</td><td>.548</td></tr><tr><td>Career</td><td>14/6</td><td>12.3</td><td>6.3</td><td>2.1</td><td>1.0</td><td>.673</td><td>.548</td></tr></table>	YEAR	GP/GS	PPG	RPG	BPG	APG	FG%	FT%	2017-18	14/6	12.3	6.3	2.1	1.0	.673	.548	Career	14/6	12.3	6.3	2.1	1.0	.673	.548	<ul style="list-style-type: none">• Named SEC Freshman of the Week on Dec. 11.• Averaging 16.0 ppg and 6.5 rpg in SEC play this season.• Has as many dunks as seven SEC teams (34).• Went 8-of-8 against Minnesota for 16 pts, 7 rebs and 6 blocks.• Led team with 25 pts against Fresno St., having 6 dunks.	CAREER HIGHS PTS: 25 - Fresno State (11/17/17) AST: 4 - Oral Roberts (12/19/17) REB: 12 - CSU Bakersfield (12/27/17) BLK: 6 - Minnesota (12/09/17)
YEAR	GP/GS	PPG	RPG	BPG	APG	FG%	FT%																						
2017-18	14/6	12.3	6.3	2.1	1.0	.673	.548																						
Career	14/6	12.3	6.3	2.1	1.0	.673	.548																						
13		DUSTIN THOMAS ▪ SR ▪ F ▪ 6-8 ▪ 225 Texarkana, Texas ▪ University of Colorado	<table><tr><th>YEAR</th><th>GP/GS</th><th>PPG</th><th>RPG</th><th>BPG</th><th>SPG</th><th>FG%</th><th>FT%</th></tr><tr><td>2017-18</td><td>11/7</td><td>5.0</td><td>4.6</td><td>--</td><td>0.5</td><td>.500</td><td>.714</td></tr><tr><td>Career</td><td>114/51</td><td>4.5</td><td>3.1</td><td>0.2</td><td>0.4</td><td>.457</td><td>.640</td></tr></table>	YEAR	GP/GS	PPG	RPG	BPG	SPG	FG%	FT%	2017-18	11/7	5.0	4.6	--	0.5	.500	.714	Career	114/51	4.5	3.1	0.2	0.4	.457	.640	<ul style="list-style-type: none">• Has eight 4-plus reb efforts in 11 games this season.• Averaging 6.0 rebounds per game in SEC play this season.• Tied career high with 9 boards against Oklahoma.• Started 27 games last year as a redshirt junior.	CAREER HIGHS PTS: 17 - USC (01/04/15) REB: 9 - (2x), last vs. Oklahoma (11/23/17) BLK: 2 - (2x), last vs. California (2/12/15) STL: 3 - (2x), last at LSU (02/11/17)
YEAR	GP/GS	PPG	RPG	BPG	SPG	FG%	FT%																						
2017-18	11/7	5.0	4.6	--	0.5	.500	.714																						
Career	114/51	4.5	3.1	0.2	0.4	.457	.640																						
20		DARIOUS HALL ▪ FR ▪ F ▪ 6-6 ▪ 210 Little Rock, Ark. ▪ Mills University Studies HS	<table><tr><th>YEAR</th><th>GP/GS</th><th>PPG</th><th>RPG</th><th>SPG</th><th>FG%</th><th>3FG%</th><th>FT%</th></tr><tr><td>2017-18</td><td>14/0</td><td>4.4</td><td>2.5</td><td>0.6</td><td>.523</td><td>.385</td><td>.588</td></tr><tr><td>Career</td><td>14/0</td><td>4.4</td><td>2.5</td><td>0.6</td><td>.523</td><td>.385</td><td>.588</td></tr></table>	YEAR	GP/GS	PPG	RPG	SPG	FG%	3FG%	FT%	2017-18	14/0	4.4	2.5	0.6	.523	.385	.588	Career	14/0	4.4	2.5	0.6	.523	.385	.588	<ul style="list-style-type: none">• Had his first double-digit scoring games in each of the last two games leading up to SEC play (11 - ORU & 14 - CSUB).• Named 3X All-State and 2017 5A State Tournament MVP.• Ranked the No. 4 player in the state of Arkansas.• Earned a four-star rating by ESPN.	CAREER HIGHS PTS: 14 - CSU Bakersfield (12/27/17) AST: 3 - Oral Roberts (12/19/17) REB: 6 - UConn (11/26/17) BLK: 2 - Bucknell (11/12/17)
YEAR	GP/GS	PPG	RPG	SPG	FG%	3FG%	FT%																						
2017-18	14/0	4.4	2.5	0.6	.523	.385	.588																						
Career	14/0	4.4	2.5	0.6	.523	.385	.588																						
22		GABE OSABUOHEN ▪ FR ▪ F ▪ 6-8 ▪ 219 Toronto, Canada ▪ Southwest Christian Aca.	<table><tr><th>YEAR</th><th>GP/GS</th><th>PPG</th><th>APG</th><th>BPG</th><th>SPG</th><th>FG%</th><th>FT%</th></tr><tr><td>2017-18</td><td>8/0</td><td>1.3</td><td>0.4</td><td>0.1</td><td>0.1</td><td>.455</td><td>.000</td></tr><tr><td>Career</td><td>8/0</td><td>1.3</td><td>0.4</td><td>0.1</td><td>0.1</td><td>.455</td><td>.000</td></tr></table>	YEAR	GP/GS	PPG	APG	BPG	SPG	FG%	FT%	2017-18	8/0	1.3	0.4	0.1	0.1	.455	.000	Career	8/0	1.3	0.4	0.1	0.1	.455	.000	<ul style="list-style-type: none">• Has taken 4 of the teams' 28 charges this season.• Ranked the No. 5 player in the state of Arkansas.• Ranked the No. 63 small forward by 247Sports.• Played for Team Loaded N. Carolina on the Adidas Circuit.	CAREER HIGHS PTS: 4 - Colorado State (12/05/17) AST: 1 - (3x), last vs. CSU Bakersfield (12/27/17) REB: 3 - (2x), last vs. Colorado St. (12/05/17) BLK: 1 - CSU Bakersfield (12/27/17)
YEAR	GP/GS	PPG	APG	BPG	SPG	FG%	FT%																						
2017-18	8/0	1.3	0.4	0.1	0.1	.455	.000																						
Career	8/0	1.3	0.4	0.1	0.1	.455	.000																						
23		C.J. JONES ▪ SO ▪ G ▪ 6-5 ▪ 175 Birmingham, Ala. ▪ Central Park Christian	<table><tr><th>YEAR</th><th>GP/GS</th><th>PPG</th><th>APG</th><th>SPG</th><th>FG%</th><th>3FG%</th><th>FT%</th></tr><tr><td>2017-18</td><td>14/0</td><td>9.1</td><td>0.6</td><td>0.4</td><td>.459</td><td>.413</td><td>.800</td></tr><tr><td>Career</td><td>35/0</td><td>5.1</td><td>0.4</td><td>0.2</td><td>.463</td><td>.437</td><td>.773</td></tr></table>	YEAR	GP/GS	PPG	APG	SPG	FG%	3FG%	FT%	2017-18	14/0	9.1	0.6	0.4	.459	.413	.800	Career	35/0	5.1	0.4	0.2	.463	.437	.773	<ul style="list-style-type: none">• 114 of his 179 career points have come from deep.• Has made three or more three-pointers in six of the last 10 games (24-50).• Had five straight games with at least 3 made 3-pointers.	CAREER HIGHS PTS: 19 - (2x), last vs. Colorado St. (12/05/17) AST: 2 - (3x), last vs. Oral Roberts (12/19/17) STL: 1 - (6x), last vs. CSU Bakersfield (12/27/17) 3FGM: 5 - (2x), last vs. Oral Roberts (12/19/17)
YEAR	GP/GS	PPG	APG	SPG	FG%	3FG%	FT%																						
2017-18	14/0	9.1	0.6	0.4	.459	.413	.800																						
Career	35/0	5.1	0.4	0.2	.463	.437	.773																						
31		ANTON BEARD ▪ SR ▪ G ▪ 6-0 ▪ 185 North Little Rock, Ark. ▪ North Little Rock HS	<table><tr><th>YEAR</th><th>GP/GS</th><th>PPG</th><th>RPG</th><th>SPG</th><th>FG%</th><th>3FG%</th><th>FT%</th></tr><tr><td>2017-18</td><td>14/14</td><td>11.7</td><td>2.8</td><td>1.1</td><td>.417</td><td>.346</td><td>.818</td></tr><tr><td>Career</td><td>108/42</td><td>7.2</td><td>2.2</td><td>1.0</td><td>.388</td><td>.338</td><td>.713</td></tr></table>	YEAR	GP/GS	PPG	RPG	SPG	FG%	3FG%	FT%	2017-18	14/14	11.7	2.8	1.1	.417	.346	.818	Career	108/42	7.2	2.2	1.0	.388	.338	.713	<ul style="list-style-type: none">• Scored 10+ points in 11 of 14 games, including each of the first five to start the season.• Has played in a team-high 108 games as a Razorback.• Has multiple rebs in 13 games, including 9 games of 3+.• Named to SEC All-Freshman team in 2014-15.	CAREER HIGHS PTS: 18 - Georgia (01/23/16) AST: 7 - LSU (01/21/17) STL: 5 - Milwaukee (12/22/14) 3FGM: 4 - Ole Miss (02/14/15)
YEAR	GP/GS	PPG	RPG	SPG	FG%	3FG%	FT%																						
2017-18	14/14	11.7	2.8	1.1	.417	.346	.818																						
Career	108/42	7.2	2.2	1.0	.388	.338	.713																						
HC		 1980-82 - Student-Athlete  1982-85 - Volunteer Assistant  1985-89 - Volunteer Assistant 1989-00 - Assistant Coach 2000-02 - Assistant Head Coach  2002-06 - Head Coach 89-41 (.680)  2006-11 - Head Coach 111-57 (.660)  2011-Present -- Head Coach 139-77 (.644)																											