



ARKANSAS RAZORBACKS

1 National Championship » 6 Final Four Appearances » 10 Sweet 16 Appearances » 31 NCAA Appearances

» 2017-18 SCHEDULE »

Overall: 11-5 | SEC: 1-3 | H: 8-1 | A: 0-3 | N: 3-1

NOVEMBER	TV	W/L	SCORE
10 Samford	SEC Network +	W	95-56
12 Bucknell	SEC Network	W	101-73
17 Fresno State	SEC Network +	W	83-75
23 vs. Oklahoma^	ESPN2	W	92-83
24 vs. #9 North Carolina^	ESPN	L	87-68
26 vs. UConn^	ESPN	W	102-67

DECEMBER

2 at Houston	CBS Sports	L	91-65
5 Colorado State	SEC Network +	W	92-66
9 #14 Minnesota	SEC Network	W	95-79
16 vs. Troy+	None	W	88-63
19 Oral Roberts	SEC Network +	W	104-69
27 CSU Bakersfield	SEC Network	W	95-68
30 #19 Tennessee*	SEC Network	W (OT)	95-93

JANUARY

2 at Mississippi State*	SEC Network	L	78-75
6 at Auburn*	ESPNU	L	88-77
10 LSU*	SEC Network	L	75-54
13 Missouri*	ESPN2		5 p.m.
17 at Florida*	ESPN2		6 p.m.
20 Ole Miss*	SEC Network		2:30 p.m.
23 at Georgia*	SEC Network		5:30 p.m.
27 Oklahoma State%	ESPN2		5 p.m.
30 at Texas A&M*	ESPNU		8 p.m.

FEBRUARY

3 at LSU*	SEC Network		2:30 p.m.
6 South Carolina*	ESPN2		6 p.m.
10 Vanderbilt*	SEC Network		7:30 p.m.
13 at Ole Miss*	SEC Network		6 p.m.
17 Texas A&M*	ESPN/2		3 p.m.
20 #21 Kentucky*	ESPN		8 p.m.
24 at Alabama*	SEC Network		5 p.m.
27 #22 Auburn*	SEC Network		8 p.m.

MARCH

3 at Missouri*	ESPN/2		5 p.m.
7-11 at SEC Tournament	St. Louis		TBD

+ at Verizon Arena (North Little Rock, Ark.)
^ Phil Knight Invitational (Portland, Oregon)
% Big12/SEC Challenge
* SEC Game

5

» See page 5 for a full breakdown of Arkansas' 63 dunks through the first 15 games of the season.

» THE MATCHUP »

ARKANSAS RAZORBACKS (11-5, 1-3)

Head Coach: Mike Anderson (Tulsa '82)
Record at Arkansas: 139-79 (7th Season)
Overall Record: 339-177 (16th Season)



VS

MISSOURI TIGERS (12-4, 2-1)

Head Coach: Cuonzo Martin (Purdue '00)
Record at UM: 12-4 (1st Season)
Overall Record: 198-125 (10th Season)



» #FASTEST40 STORYLINES »

• Following its first home loss of the year, Arkansas returns to action Saturday, taking on Missouri for the 48th time in program history.

• In nine games in Bud Walton Arena this year, the Razorbacks are 8-1 with a +160 scoring margin. Arkansas has a 22.6 average margin of victory in its eight wins at home this season.

• During the last four seasons, Arkansas is tied for second in the SEC in league wins with 35. Missouri ranks 14th in the conference with 10 victories.

• Arkansas is 41-14 (.745) in conference play at Bud Walton Arena under Coach Anderson, averaging nearly seven SEC home wins per year.

• Following Wednesday's loss to LSU, Arkansas' RPI fell from No. 17 to No. 25 according to the NCAA, while its strength of schedule remained at No. 13.

• The Razorbacks posted two AP top-20 wins in a five-game span with wins over No. 14 Minnesota and No. 19 Tennessee. Arkansas has multiple top-20 wins in the same season for the third time under Coach Anderson.

• In the final two minutes and overtime of games this season, Daryl Macon is a perfect 9-of-9 from the free throw line, while Anton Beard is 7-of-8.

• The Razorbacks lead the SEC and rank No. 15 in the nation in assist-to-turnover ratio thanks to four games of 20+ assists and six games of fewer than 10 turnovers.

• Arkansas is currently in the midst of its sixth three-game losing streak in the last seven years. During the Mike Anderson era, the Razorbacks have never lost four consecutive games.

» GAMEDAY INFORMATION »

DATE: Saturday, Jan. 13, 2017 | 5 p.m. CT
LOCATION: Bud Walton Arena (Fayetteville, Ark.)
TV: ESPN2 | WatchESPN
TALENT: Tom Hart (PXP), Sean Farnham (Analyst)
RADIO: Razorback/IMG Sports Network
TALENT: Chuck Barrett (PXP), Matt Zimmerman (Analyst)
STATS: ArkansasRazorbacks.com | StatBroadcast
SERIES RECORD: Arkansas leads, 25-22
SERIES NOTE: Hogs have won 5 of the last 6 meetings

» A WIN WOULD »

• Give the Razorbacks six victories in the last seven meetings with Missouri.

• Make Arkansas 7-4 against Missouri since the Tigers joined the SEC.

• Give Arkansas the fourth-most home wins in the country during the Mike Anderson era at 104.

» SENIOR GUARDS WIN GAMES »

• In the upset win against No. 19 Tennessee, Daryl Macon's 33 points and Jaylen Barford's 28 points marked the first time Arkansas has had two 28-point scorers in an SEC game.

• Against current AP Top 25 teams, Barford (22.3) and Macon (19.3) have combined to average 41.6 points per game in four contests.



• Barford and UT's Grant Williams are the only players in the SEC to rank in the top five in points per game (3rd) and field goal percentage (5th).

• Against Tennessee, Daryl Macon became one of six players in program history to record multiple 30-point games against SEC opponents.

» HOW THEY COMPARE » BY THE NUMBERS »

	86.3	.496	.387	35.6	16.1	5.1	6.6	75.7	.434	.335	-0.1	+1.5
	≈	≈			≈	≈	≈					≈
POINTS	FG%	3FG%	BOARDS	ASSISTS	BLOCKS	STEALS	SCORING DEFENSE	FG% DEFENSE	3FG% DEFENSE	REBOUND MARGIN	AST-TO RATIO	
	78.0	.478	.395	38.7	15.0	5.1	6.1	66.6	.395	.321	+7.8	+1.0

#FASTEST40



NUMERICAL ROSTER »

No.	Name	Pos.	Yr.	Ht.	Wt.	Hometown/High School/Last School
0	Jaylen Barford	G	Sr.	6-3	202	Jackson, Tenn./South Side HS/Motlow State CC
1	Trey Thompson	F	Sr.	6-9	265	Madison Ark./Forrest City HS
2	Adrio Bailey	F	So.	6-6	204	Campti, La./Lakeview HS
3	Khalil Garland	G	Fr.	6-5	198	Little Rock, Ark./Parkview HS
4	Daryl Macon	G	Sr.	6-3	185	Little Rock, Ark./Parkview HS/Holmes CC
5	Arlando Cook	F	Sr.	6-8	215	St. Louis, Mo./Madison Prep/Connors State College
10	Daniel Gafford	F	Fr.	6-11	234	El Dorado, Ark./El Dorado HS
11	Jalen Harris*	G	So.	6-2	166	Raleigh, N.C./Word of God Christian Academy/New Mexico
13	Dustin Thomas	F	Sr.	6-8	225	Texarkana, Texas/Pleasant Grove HS/Colorado
14	JT Plummer	G	Sr.	6-1	185	San Antonio, Texas/TMI Episcopal
15	Jonathan Holmes	G	So.	5-10	190	Columbia, Ill./Columbia HS
20	Darius Hall	F	Fr.	6-6	202	Little Rock, Ark./Mills University Studies HS
22	Gabe Osabuohien	F	Fr.	6-8	219	Toronto, Canada/Southwest Christian Academy
23	C.J. Jones	G	So.	6-5	175	Birmingham, Ala./Central Park Christian
31	Anton Beard	G	Sr.	6-0	198	N. Little Rock, Ark./North Little Rock HS

*Will sit out the 2017-18 season due to NCAA transfer rules

COACHING STAFF »

Title	Name	Experience	Alma Mater
Head Coach	Mike Anderson	7th Year	Tulsa, '82
Associate Head Coach	Melvin Watkins	7th Year	Charlotte, '77
Assistant Coach	TJ Cleveland	7th Year	Arkansas, '02
Assistant Coach	Scotty Thurman	2nd Year	Philander-Smith, '03
Director of Operations	Matt Zimmerman	7th Year	Arkansas, '90
Director of S-A Development	Jeff Daniels	7th Year	Montevallo, '82
Video Coordinator	Will Bartlett	7th Year	Missouri, '09
Graduate Assistant	Riley Hall	2nd Year	Arkansas, '16
Graduate Assistant	Velton Kennedy	1st Year	Arkansas, '17
Athletic Trainer	Dave England	35th Year	Arkansas, '80



#0 Jaylen Barford
Sr. | G | 6-3 | 202 | Jackson, Tenn.



#1 Trey Thompson
Sr. | F | 6-9 | 265 | Madison, Ark.



#2 Adrio Bailey
So. | F | 6-6 | 204 | Campti, La.



#3 Khalil Garland
Fr. | G | 6-5 | 198 | Little Rock, Ark.



#4 Daryl Macon
Sr. | G | 6-3 | 185 | Little Rock, Ark.



#5 Arlando Cook
Sr. | F | 6-8 | 215 | St. Louis, Mo.



#10 Daniel Gafford
Fr. | F | 6-11 | 234 | El Dorado, Ark.



#11 Jalen Harris
So. | G | 6-2 | 164 | Raleigh, N.C.



#13 Dustin Thomas
Sr. | F | 6-8 | 225 | Texarkana, Texas



#15 Jonathan Holmes
So. | G | 5-10 | 190 | Columbia, Ill.



#20 Darius Hall
Fr. | F | 6-6 | 210 | Little Rock, Ark.



#22 Gabe Osabuohien
Fr. | F | 6-8 | 219 | Toronto, Canada



#23 C.J. Jones
So. | G | 6-5 | 175 | Birmingham, Ala.



#31 Anton Beard
Sr. | G | 6-0 | 185 | North Little Rock, Ark.



Mike Anderson
Head Coach | 7th Season

A-Z ROSTER »

No.	Name	Yr.
2	Bailey, Adrio	So.
0	Barford, Jaylen	Sr.
31	Beard, Anton	Sr.
5	Cook, Arlando	Sr.
10	Gafford, Daniel	Fr.
3	Garland, Khalil	Fr.
20	Hall, Darius	Fr.
11	Harris, Jalen	So.
15	Holmes, Jonathan	So.
23	Jones, C.J.	So.
4	Macon, Daryl	Sr.
22	Osabuohien, Gabe	Fr.
14	Plummer, JT	Sr.
13	Thomas, Dustin	Sr.
1	Thompson, Trey	Sr.

BY STATE »

Alabama (1)		
23	C.J. Jones	Birmingham, Ala.

Arkansas (6)		
1	Trey Thompson	Madison Ark.
3	Khalil Garland	Little Rock, Ark.
4	Daryl Macon	Little Rock, Ark.
10	Daniel Gafford	El Dorado, Ark.
20	Darius Hall	Little Rock, Ark.
31	Anton Beard	N. Little Rock, Ark.

Canada (1)		
22	Gabe Osabuohien	Toronto

Illinois (1)		
15	Holmes, Jonathan	Columbia, Ill.

Louisiana (1)		
2	Adrio Bailey	Campti, La.

Missouri (1)		
5	Arlando Cook	St. Louis, Mo.

North Carolina (1)		
11	Jalen Harris*	Raleigh, N.C.

Tennessee (1)		
0	Jaylen Barford	Jackson, Tenn.

Texas (2)		
13	Dustin Thomas	Texarkana, Texas
14	JT Plummer	San Antonio, Texas

BY CLASS »

SENIORS (7)		Pos.
0	Jaylen Barford	Sr.
1	Trey Thompson	Sr.
4	Daryl Macon	Sr.
5	Arlando Cook	Sr.
13	Dustin Thomas	Sr.
14	JT Plummer	Sr.
31	Anton Beard	Sr.

SOPHOMORES (4)		
2	Adrio Bailey	So.
11	Jalen Harris*	So.
15	Jonathan Holmes	So.
23	C.J. Jones	So.

FRESHMEN (4)		
3	Khalil Garland	Fr.
10	Daniel Gafford	Fr.
20	Darius Hall	Fr.
22	Gabe Osabuohien	Fr.

THE PRONUNCIATIONS »

Adrio Bailey: A-Dree-O
Gabe Osabuohien: oh-sah-BOY-en

CLOSE CALLS »

- Arkansas is 7-1 in its last eight contests decided by one possession, the best mark since the 1994-95 season.
- In games decided by four points or less, Arkansas has won eight of the last nine, including a 5-1 mark away from Bud Walton Arena.

EXCEEDING EXPECTATIONS »

- After being picked to finish sixth in the SEC by the media, Arkansas is looking to finish higher than it was picked for the fifth straight season.

Year	Picked	Finished
2017-18	6th	TBD
2016-17	5th	T-3rd
2015-16	11th	T-8th
2014-15	3rd	2nd
2013-14	8th	5th

SUSTAINED SUCCESS »

- The Razorbacks are one of four teams in the league to finish .500 or better in SEC play each of the last five years.
- Arkansas and Kentucky are the only schools to finish in the top three of the SEC in two of the last three years.

THE 2018 SIGNING CLASS »

- The Razorbacks signed six incoming freshmen during the 2018 early signing period, ranking as the 17th-best class in the country by ESPN.

Signee	Pos.	Ht.	Hometown
Ethan Henderson	6-9	F	Little Rock, Ark.
Reggie Chaney	6-8	F	Tulsa, Okla.
Jordan Phillips	6-7	G	Cedar Hill, Texas
Keyshawn Embery	6-3	G	Oklahoma City
Isaiah Joe	6-4	G	Fort Smith, Ark.
Desi Sills	6-2	G	Jonesboro, Ark.

HIGH-PERCENTAGE HOGS »

- Daniel Gafford ranks second among all freshmen in the country in field goal percentage at 65.5 percent, good for 21st overall in the nation.
- Gafford's 65.5 mark is on pace for the second-best mark by a Razorback freshman in school history. The current record is held by Sidney Moncrief, who shot 66.5 percent in his first season as a Razorback. Overall, he is on pace to finish ninth all-time in a single season.
- Jaylen Barford is one of two players in the SEC to rank in the top four in points per game (3rd) and field goal percentage (5th).

THE RUNNIN' RAZORBACKS »

- Arkansas has 42 runs of seven points or more in 16 games this season, compared to just 17 by opponents.
- The Razorbacks have multiple runs of seven points or more in 14 of 16 games.

Run	Ark	Opp
7-0	12	3
8-0	7	5
9-0	6	1
10-0	5	3
11-0	3	2
12-0	1	1
13-0	2	2
14-0	2	-
15-0	1	-
16-0	1	-
19-0	2	-
Total Runs	42	17

- Arkansas has 17 runs of 10 or more points through 16 games this season, including four in the season opener against Samford and three against Oral Roberts and CSU Bakersfield.

NO CUPCAKE FOR YOU »

- Arkansas' opponents so far have combined for a 167-96 record with nine of the 16 schools posting 10+ wins.

Opponent	Result	Record
Auburn	L	15-1
Mississippi State	L	13-3
#14 Minnesota	W	13-5
#13 North Carolina	L	13-4
Oklahoma	W	13-2
Houston	L	12-3
Fresno State	W	12-6
LSU	L	11-4
#19 Tennessee	W	11-4
UConn	W	9-7
Colorado State	W	9-9
Bucknell	W	9-8
CSU Bakersfield	W	7-9
Troy	W	7-10
Oral Roberts	W	7-11
Samford	W	6-10
Totals...	11-5	167-96

BEST RETURNING DUO IN 24 YEARS »

- Jaylen Barford and Daryl Macon are the first Razorback duo since Scotty Thurman and Corliss Williamson to return after both players recorded 450-plus points and 70-plus assists the previous season. (via @HogStats)

Player	Season	Assists	Points
Daryl Macon	2016-17	80	483
Jaylen Barford	2016-17	72	459
Corliss Williamson	1993-94	74	695
Scotty Thurman	1993-94	103	539

RECORD BREAKDOWN

At Home (Bud Walton Arena)	8-1
On The Road	0-3
Neutral	3-1
White Uniforms	9-1
Cardinal Uniforms	0-3
Anthracite Uniforms	0-0
Special Edition PK80 Uniforms	2-1

HALFTIME/LEADS/OVERTIME

Leading at the half, home	8-0
Leading at the half, road/neutral	2-0
Tied at the half, home	0-0
Tied at the half, road/neutral	0-0
Trailing at the half, home	1-1
Trailing at the half, road/neutral	0-4
Games decided by 5 points or fewer	1-1
Games decided by 10 points or fewer	3-1
Leading with 5:00 left	10-1
Leading with 2:00 left	10-1
Overtime games	1-0

OFFENSE

Scoring less than 70 points	0-3
Scoring 70-79 points	0-2
Scoring 80-89 points	2-0
Scoring 90-99 points	6-0
Scoring 100+ points	3-0
2 Players Or Less in Double Figures	0-1
3 Players in Double Figures	2-2
4 Players in Double Figures	5-2
5 Players in Double Figures	2-0
6 Players in Double Figures	2-0
7 Players in Double Figures	0-0
1 Player Scores 20 Points	5-2
2 Players Score 20 Points	2-0
When shooting 50 percent or higher	8-1
When shooting less than 50 percent	3-4

REBOUNDING/TURNOVERS

When outrebounding opponent	6-1
When outrebounded	5-3
When rebounds are even	0-1
When grabbing 10+ offensive reb	3-2
When forcing 15+ turnovers	7-0
When committing less than 15 turnovers	10-5
When committing 15+ turnovers	1-0

Top Scorers (Includes Ties)

Jaylen Barford	7-4
Daryl Macon	4-1
C.J. Jones	1-0
Daniel Gafford	1-0
Anton Beard	0-1

Top Rebounders (Includes Ties)

Trey Thompson	2-2
Daniel Gafford	6-2
Dustin Thomas	1-1
Anton Beard	1-0
Darius Hall	1-1
Jaylen Barford	1-1

Months

In November	5-1
In December	6-1
In January	0-3
In February	0-0
In March	0-0

SERIES HISTORY »

Series:	Arkansas leads 25-22
Since Missouri joined the SEC:	Arkansas leads 6-4
In Fayetteville:	Arkansas leads 14-9
In Columbia:	Missouri leads 13-10
Neutral (In Anchorage):	Arkansas leads 1-0

• The Razorbacks are 6-4 against Missouri under head coach Mike Anderson, including 4-1 at home against the Tigers.

• Arkansas has won five of the last six meetings against Missouri, including three straight in Bud Walton Arena.

The Last 20 Meetings

Date	Site	W/L	Score
02/04/17	Columbia	L	83-78
01/14/17	Fayetteville	W	92-73
02/20/16	Fayetteville	W	84-72
01/12/16	Columbia	W	94-61
02/18/15	Fayetteville	W	84-69
01/24/15	Columbia	W	61-60
02/13/14	Columbia	L*	86-85
01/28/14	Fayetteville	L*	75-71
03/05/13	Columbia	L	93-63
02/16/13	Fayetteville	W	73-71
11/28/07	Fayetteville	W	94-91
11/30/06	Columbia	L	86-64
12/02/05	Fayetteville	W	66-63
12/07/04	Columbia	W	62-52
12/06/97	Fayetteville	W	75-46
12/07/96	Columbia	W	80-76
12/05/95	Fayetteville	W	104-93
12/03/94	Columbia	W	94-71
12/02/93	Fayetteville	W	120-68
12/19/92	Columbia	W	73-68

* wins were vacated by Missouri on Jan. 13, 2016.

NEWS AND NOTES »

• Arkansas has recorded 10 victories over AP Top 25 teams during the Mike Anderson era, including at least one in six of his first seven years.

• From Dec. 5 through Dec. 27, the Razorbacks had five straight games with fewer than 10 turnovers for the first time in the last 20 years.

• Jaylen Barford tied for second in the country with 10 games of 15+ points, 2+ rebounds, 2+ assists and less than 3 turnovers.

• During the Mike Anderson era, Arkansas is 115-7 in games it led at the half, including 30 consecutive victories. This year, the Razorbacks have led by an average of 14.1 points at the break in 11 wins.

• The Razorbacks are the only high-major program in country with seven seniors on its roster. TCU and Minnesota both have six.

• Arkansas recorded 28 assists in the season opener, marking the third time in the 21st century and the second time in the Anderson era the Razorbacks had 28-plus assists in a game. The Razorbacks recorded 27 assists against Oral Roberts on Dec. 19.

• During the last seven years, Arkansas is 43-3 when dishing out 20 assists, including a 31-1 mark in non-conference play. The Razorbacks are 4-0 this season when recording 20-plus dimes.

• Daryl Macon and Jaylen Barford are looking to become the sixth and seventh players in program history to score 1,000 points as a Razorback in just two seasons. They could follow in the footsteps of Martin Terry, Scotty Thurman, Todd Day, Dusty Hannahs and Bobby Portis.

Player	Games	Years	PPG	Points
Martin Terry	52	1972-73	26.3	1,368
Scotty Thurman	65	1993-94	16.6	1,079
Todd Day	67	1989-90	16.5	1,109
Dusty Hannahs	68	2016-17	15.4	1,047
Bobby Portis	70	2014-15	15.0	1,047
Jaylen Barford	52	2017-18	14.6	759
Daryl Macon	52	2017-18	14.3	743

MISCELLANEOUS STATISTICS »

Double-Figure Scoring Games

Player	13-14	14-15	15-16	16-17	17-18	Career
Barford	--	--	--	27	15	42
Beard	--	8	7	14	12	41
Macon	--	--	--	27	13	40
Gafford	--	--	--	--	10	10
Thomas	1	3	--	4	1	9
Jones	--	--	--	2	7	9
Bailey	--	--	--	1	3	4
Hall	--	--	--	--	2	2
Thompson	--	0	2	0	--	2

20-Point Scoring Games

Player	13-14	14-15	15-16	16-17	17-18	Career
Barford	--	--	--	5	6	11
Macon	--	--	--	3	5	8
Gafford	--	--	--	--	1	1

30-Point Scoring Games

Player	13-14	14-15	15-16	16-17	17-18	Career
Macon	--	--	--	1	1	2

3 + Three-Pointers in a Game

Player	13-14	14-15	15-16	16-17	17-18	Career
Macon	--	--	--	11	7	18
Barford	--	--	--	2	6	8
Jones	--	--	--	1	6	7
Beard	--	2	1	2	1	6
Thomas	0	1	--	0	--	1

5 + Three-Pointers in a Game

Player	13-14	14-15	15-16	16-17	17-18	Career
Macon	--	--	--	1	4	5
Jones	--	--	--	--	2	2

Double Figure Rebounding Games

Player	13-14	14-15	15-16	16-17	17-18	Career
Thompson	--	0	0	1	1	2
Gafford	--	--	--	--	1	1

Double-Doubles

Player	13-14	14-15	15-16	16-17	17-18	Career
--	--	--	--	--	--	--

5 + Assist Games

Player	13-14	14-15	15-16	16-17	17-18	Career
Macon	--	--	--	5	5	10
Barford	--	--	--	1	4	5
Thompson	--	0	1	1	2	4
Beard	--	0	0	2	2	4

3 + Steals in a Game

Player	13-14	14-15	15-16	16-17	17-18	Career
Barford	--	--	--	6	1	7
Beard	--	4	1	2	--	7
Macon	--	--	--	2	2	4
Thomas	0	1	--	1	--	2
Thompson	--	0	0	1	--	1
Bailey	--	--	--	1	--	1

3 + Blocks in a Game

Player	13-14	14-15	15-16	16-17	17-18	Career
Gafford	--	--	--	--	6	6
Thompson	--	0	2	1	--	3
Jones	--	--	--	1	--	1
Cook	--	--	--	1	--	1
Bailey	--	--	--	--	1	1

WELCOME TO THE #DUNKPALACE

DUNKS BY PLAYER »

Daniel Gafford	35
Adrio Bailey	12
Trey Thompson	5
Darius Hall	4
C.J. Jones	4
Gabe Osabuohien	2
Daryl Macon	2
Jaylen Barford	1
8 Players	65

MOST DUNKS IN A GAME »

12	Samford (11/10/17)
7	Troy (12/16/17)
7	Fresno State (11/17/17)
6	Mississippi State (1/2/18)
6	Oral Roberts (12/19/17)
5	CSU Bakersfield (12/27/17)
5	Colorado State (12/5/17)
4	UConn (11/26/17)
4	Bucknell (11/12/17)
3	Minnesota (12/09/17)

MOST DUNKS IN A HALF »

8	2nd	Samford (11/10/17)
6	2nd	Fresno State (11/17/17)
5	2nd	Troy (12/16/17)
4	1st	Oral Roberts (12/19/17)
4	1st	Samford (11/10/17)

RECORD BY DUNKS »


5+ Dunks	6-1
4+ Dunks	7-1
2+ Dunks	11-2
1 Dunk	0-0
Held Without a Dunk	0-3

MOST DUNKS IN THE SEC »

Mississippi State	73
Alabama	73
Arkansas	65
Auburn	62
Kentucky	60
Texas A&M	57
Missouri	52
LSU	42
Florida	34
Tennessee	33
Georgia	31
Vanderbilt	31
Ole Miss	27
South Carolina	20

Daniel Gafford has more dunks than 6 SEC teams »

65 DUNKS IN 16 GAMES



• Arkansas' 65 dunks are the most through 16 games of the Mike Anderson era. The next fastest team to reach 65 dunks was the 2012-13 team, which each needed 21 games.

• Arkansas' 12 dunks against Samford are the most throwdowns of the Mike Anderson era in a single game with the previous high of eight coming against Mississippi State on Jan. 23, 2013.

Dunks	Opponent	Year
12	Samford	2017-18
8	Mississippi State	2012-13
7	Troy	2017-18
7	Fresno State	2017-18
7	Minnesota	2012-13
7	Alabama A&M	2012-13
7	Northwestern State	2015-16
7	Northwestern State	2014-15
7	Vanderbilt	2014-15

• Three of the four highest single-game dunk totals of the Mike Anderson era have come this season.

• The Razorbacks tallied just 46 dunks last season in 36 games.

• Arkansas is 11-2 this year when Daniel Gafford records at least one dunk. He has 35 dunks, which is more than six teams in the SEC.

MIKE ANDERSON



CAREER NUMBERS

At Arkansas: 139-79 (7th Year)

2017-18 » 11-5
2016-17 » 26-10 (NCAA, Second Round)
2015-16 » 16-16
2014-15 » 27-9 (NCAA, Third Round)
2013-14 » 22-12 (NIT, Second Round)
2012-13 » 19-13
2011-12 » 18-14

At Missouri: 111-57 (5 Years)

2010-11 » 23-11 (NCAA Second Round)
2009-10 » 23-11 (NCAA Second Round)
2008-09 » 31-7 (NCAA Elite Eight)
2007-08 » 16-16
2006-07 » 18-12

At Alabama-Birmingham (UAB): 89-41 (4 Years)

2005-06 » 24-7 (NCAA First Round)
2004-05 » 22-11 (NCAA Second Round)
2003-04 » 22-10 (NCAA Sweet 16, C-USA Co-Champs)
2002-03 » 21-13 (NIT Quarterfinals)

Overall Record **339-177 (16th Year)**

IT'S A NUMBERS GAME

Postseason Tournaments

1 2 3 4 5 6 7 8 9 10

20-Win Seasons

1 2 3 4 5 6 7 8 9 10

NCAA Tournaments

1 2 3 4 5 6 7 8

30-Win Seasons

1

Losing Seasons

0

PERSONAL INFO

Born: Dec. 12, 1959
Hometown: Birmingham, Ala.
Alma Mater: Tulsa (1982)
Wife: Marcheita
Children: Darcheita, Michael Jr., Yvonne
Date Named Head Coach at Arkansas: March 23, 2011

HEAD COACH
7TH SEASON AT ARKANSAS
16TH SEASON OVERALL

Razorback Nation welcomed home one of its own on March 23, 2011, when Mike Anderson was named the 12th head men's basketball coach in Arkansas history. Charged with bringing back the winning tradition that was synonymous with the Razorback program throughout the '80s and '90s, Anderson enters his seventh season at Arkansas and 16th year as a head coach in 2017-18.

Anderson continued to bring Razorback basketball back to national relevance in 2016-17, leading Arkansas to a 26-10 record, a spot in the SEC Tournament Championship game and on the brink of knocking off the eventual National Champion North Carolina Tar Heels with the Sweet 16 on the line.

The Razorbacks posted the seventh-most wins in program history last season, as Anderson led his squad to 12 SEC victories for the fifth time in school history and captured six conference road victories, tying the 1994 championship team and the 2015 NCAA Tournament squad for the most in the SEC era. The Razorbacks ended the season 8-3 in their last 11 SEC road contests, the best stretch since the end of the 1993-94 and beginning of the 1994-95 seasons. Arkansas used its second-best free throw percentage in school history (.761) to post a 4-0 record in games decided by one possession and a perfect 24-0 mark when leading with two minutes left in the contest.

The outlook on Razorback basketball has never been brighter, as Anderson welcomes a top-25 recruiting class to Fayetteville for the upcoming season that features four of the top five players in the state of Arkansas. Three of the four players are listed as four-star prospects by ESPN as Anderson's staff continues to land the best talent in the state.

During the last four years, 17 current or former players have received their degree from the University of Arkansas, including five individuals during the 2016-17 season. Seniors Dusty Hannahs, Moses Kingsley and Manuele Watkins walked across the stage, while junior Trey Thompson participated in commencement and is scheduled to complete his degree in December and wear the coveted "SEC Graduate" patch on his uniform during the 2017-18 campaign. Former Razorback great and all-time assist leader Kareem Reid walked across the stage 18 years after his final game as a Hog, and former graduate transfer Willy Kouassi graduated in the summer of 2017 with his master's degree.

During his first six seasons at Arkansas, Anderson produced a 128-74 record and was the first head coach in program history to win 18 or more games in each of his first four years. Anderson has also re-established Bud Walton Arena as one of the toughest places to play and brought excitement back to the tradition-rich program. Since his return to Fayetteville, the Razorbacks are tied for the fourth-most home victories in the country with 95 and are one of four teams in the country with 95-plus wins and 15 or fewer losses at home over the last six seasons. The 2012-13 squad posted just the third unbeaten SEC home record (9-0) in program history and the first since 1998. The success on-and-off the court has translated into fan support as Arkansas returned to the top 25 in national attendance the first six years, including No. 12 in 2016-17.

CONSISTENCY

Head coach Mike Anderson is one of just four current Division I coaches with 15-plus years of head coaching experience and zero losing seasons. He is the only coach to accomplish the feat at three different programs.

Coach	Schools	Yrs
Roy Williams	Kansas/UNC	30th
Tom Izzo	Michigan State	23rd
Mark Few	Gonzaga	18th
Mike Anderson	UAB/Missouri/Arkansas	16th

BY THE NUMBERS »

4

» At least four Arkansas players have earned SEC Academic Honor Roll honors each of the last four years.

18

» Arkansas has had 18 current and former players graduate since May 2014, averaging 4.5 graduates per academic year.

21

» During the last four years, men's basketball has earned 21 SEC All-Academic honors, including seven in 2015-16.


PLAY HARD ACT RIGHT

• Senior Trey Thompson in December and is wearing the coveted "SEC Graduate" patch on his uniform during the remainder of the 2017-18 campaign.

• Arkansas had a team grade point average of 2.93 last year, while all four incoming freshman had over a 3.3 GPA during their summer term.

18

CURRENT OR FORMER PLAYERS HAVE GRADUATED IN THE LAST 4 YEARS



THE NATIONAL POLLS »

Associated Press Poll (Jan. 8)

RK	TEAM	RECORD	POINTS
1	Villanova (52)	14-1	1,611
2	West Virginia (12)	14-1	1,559
3	Virginia (1)	14-1	1,438
4	Michigan State	15-2	1,390
5	Purdue	15-2	1,225
5	Wichita State	13-2	1,225
7	Duke	13-2	1,222
8	Texas Tech	14-1	1,174
9	Oklahoma	12-2	1,152
10	Xavier	15-2	1,050
11	Arizona State	13-2	1,036
12	Kansas	12-3	888
13	Seton Hall	14-2	759
14	Cincinnati	14-2	739
15	Gonzaga	14-3	676
16	TCU	13-2	621
17	Arizona	12-4	537
18	Miami	13-2	502
19	Clemson	14-1	465
20	North Carolina	12-4	423
21	Kentucky	12-3	314
22	Auburn	14-1	243
23	Florida State	12-3	202
24	Tennessee	10-4	198
25	Creighton	13-3	160

Others receiving votes: Notre Dame 121, **Florida 85**, **Texas A&M 62**, Ohio State 29, Rhode Island 7, Michigan 5, Baylor 2, Nevada 2, New Mexico State 1, **Georgia 1**, **Arkansas 1**

USA Today Coaches Poll (Jan. 8)

RK	TEAM	RECORD	POINTS
1	Villanova (27)	14-1	770
2	West Virginia (4)	14-1	724
3	Virginia	14-1	693
4	Michigan State	15-2	679
5	Wichita State	13-2	586
6	Duke	13-2	584
7	Purdue	15-2	567
8	Texas Tech	14-1	525
9	Oklahoma	12-2	518
10	Xavier	15-2	505
11	Arizona State	13-2	449
12	Kansas	12-3	426
13	Cincinnati	14-2	350
14	Gonzaga	14-3	325
15	Seton Hall	14-2	304
16	TCU	13-2	285
17	Clemson	14-1	258
18	North Carolina	12-4	230
19	Miami	13-2	219
20	Kentucky	12-3	205
21	Arizona	12-4	174
22	Creighton	13-3	160
23	Tennessee	10-4	138
24	Auburn	14-1	100
25	Notre Dame	13-3	53

Others receiving votes: Florida State 48, **Texas A&M 47**, **Florida 40**, Baylor 26, Saint Mary's 22, **Arkansas 21**, Michigan 9, Ohio State 9, Nevada 8, Rhode Island 6, New Mexico State 4, **Mississippi State 4**, UCLA 3, Boise State 1

WEEK-BY-WEEK RANKINGS »

WEEK	AP	COACHES	NCAA RPI
Preseason	NR	RV	--
Nov. 13	RV	RV	--
Nov. 20	RV	RV	--
Nov. 27	RV	RV	--
Dec. 4	NR	NR	13
Dec. 11	RV	RV	9
Dec. 18	RV	RV	8
Dec. 25	RV	RV	11
Jan. 1	22	23	4
Jan. 8	RV	RV	17
Jan. 15			
Jan. 22			
Jan. 29			
Feb. 5			
Feb. 12			
Feb. 19			
Feb. 26			
March 5			
March 12			
April 2 (Final)			

The Last time Arkansas was ranked in the AP...

Top 25:	No. 22	Jan. 1, 2018
Top 15:	No. 15	Nov. 14, 2000
Top 10:	No. 6	1994-95 Final Poll
Top 5:	No. 5	March 7, 1995
No. 1:	No. 1	1994-95 Preseason Poll

» QUICK FACTS »

ABOUT ARKANSAS

Location.....	Fayetteville, Ark.
Enrollment	27,558
Founded.....	1871
Colors	Cardinal (PMS 201) and White
Nickname.....	Razorbacks
Conference.....	Southeastern (SEC)
Arena (Capacity).....	Bud Walton Arena (19,200)

ADMINISTRATION

System President.....	Dr. Donald R. Bobbitt
Chancellor.....	Dr. Joseph E. Steinmetz
Athletic Director.....	Hunter Yurachek
Faculty Representative	Gerald Jordan

COMMUNICATIONS

Associate Communications Director.....	David Beall
Email	jdb048@uark.edu
Office Phone.....	479-575-3114
Cell Phone.....	479-445-5336
Twitter	@Beall_sid
Secondary Contact	Brent Hull
Email	bwh003@uark.edu
Office Fax.....	479-575-7481
Athletic Website	ArkansasRazorbacks.com
Bud Walton Arena Press Row.....	479-575-6622
Arkansas Ticket Office.....	479-575-5151

HISTORY

First Year	1923-24
Seasons.....	95th
Overall Conference Championships . 24 (2 SEC, 22 SWC)	
SEC Overall Championships	2 (1992, 1994)
SEC Division Championships ..	4 (1992, 1993, 1994, 1995)
SEC Tournament Championships	1 (2000)
NCAA Tournament Appearances	31*
National Championships.....	1 (1994)
National Runner-Up.....	1 (1995)
NCAA Final Fours.....	6 (1941, 1945, 1978, 1990, 1994, 1995)
NCAA Elite Eight	6 (1978, 1979, 1990, 1994, 1995)
NCAA Sweet 16	10
NIT Record (App.)	5-4 (3)

* - Arkansas also received a bid in 1944 but was unable to participate due to a car accident. Total number of appearances is 31.

» THE LITTLE THINGS MATTER »

Player	Deflections	Charges	Steals	Dunks	Blocks
Adrio Bailey	73	4	8	12	18
Jaylen Barford	74	1	16	1	6
Anton Beard	69	4	15	0	1
Arlando Cook	18	0	3	0	2
Daniel Gafford	106	5	10	35	33
Khalil Garland	0	0	0	0	0
Darius Hall	41	6	8	4	3
Jonathan Holmes	3	0	1	0	0
C.J. Jones	27	0	5	4	4
Daryl Macon	52	0	21	2	2
Gabe Osabuohien	18	4	1	2	1
Dustin Thomas	50	5	6	0	0
Trey Thompson	74	0	11	5	11
Totals	605	29	105	65	81

» HONORS AND AWARDS »

Daryl Macon

- SEC Player of the Week (Jan. 1, 2018)
- SEC Player of the Week (Dec. 18, 2017)
- Preseason coaches All-SEC second team
- SEC All-Tournament Team (2017)
- SEC Player of the Week (Feb. 20, 2017)
- MVP of the Lone Star Shootout (2017)

Jaylen Barford

- Preseason coaches All-SEC second team
- PK80 Victory Bracket All-Tournament team

Anton Beard

- SEC All-Freshman (2015)
- SEC Freshman of the Week (Feb. 23, 2015)

Daniel Gafford

- SEC Freshman of the Week (Dec. 11, 2017)

Trey Thompson

- SEC Winter Academic Honor Roll (2015-16)
- SEC First Year Academic Honor Roll (2014-15)

Dustin Thomas

- SEC First Year Academic Honor Roll (2015-16)

» PROHOGS BY THE NUMBERS »

#PR HOGS

37

» Arkansas has had 37 all-time NBA Draft selections from 35 different players in program history.

16

» The Razorbacks have 16 All-Star game appearances by Joe Johnson (7), Sidney Moncrief (5) and Alvin Robertson (4).

12

» Arkansas has 12 first round NBA Draft picks in program history with Sidney Moncrief going No. 5 overall in 1979.

#PROHOGS PRODUCTION »

Arkansas has had 29 former players go on to play in the NBA, including three this season as listed below.

Player	Team	Yrs	Draft Class
Joe Johnson	Jazz	17th	2001 - 10th (UTA)
Patrick Beverley	Rockets	6th	2009 - 42nd (LAC)
Bobby Portis	Bulls	3rd	2015 - 22nd (CHI)

THE LAST TIME ARKANSAS »

POINTS »

- Scored 100+ : 12/19/17 - 104 vs. Oral Roberts
- Scored 100+ in an SEC game: 02/10/15 - 101 vs. Auburn
- Scored fewer than 50: 02/09/16 - 46 at Mississippi State

OVERTIME GAMES »

- Played in an OT game: 12/30/17 vs. Tennessee, W, 95-93 (OT)
- Played in a 2OT game: 01/16/13 vs. Auburn, W, 88-80 (2 OT)
- Played in a 3OT game: 02/09/80 vs. Houston, L, 90-84 (3 OT)

VERSUS TOP-25 OPPONENTS »

- Beat an AP Top 25 team: 12/30/17 vs. No. 19 Tennessee, W, 95-93 (OT)
- Beat an AP Top 20 team: 12/30/17 vs. No. 19 Tennessee, W, 95-93 (OT)
- Beat an AP Top 15 team: 12/09/17 vs. No. 14 Minnesota, W, 95-79
- Beat an AP Top 10 team: 01/27/16 vs. No. 5 Texas A&M, W, 74-71
- Beat an AP Top 5 team: 01/27/16 vs. No. 5 Texas A&M, W, 74-71

VERSUS TOP-25 OPPONENTS ON THE ROAD »

- Beat an AP Top 25 team on road: 02/15/17 at No. 21 South Carolina, W, 83-76
- Beat an AP Top 5 team on road: 02/09/94 at No. 4 Kentucky, W, 90-82

DOUBLE-DOUBLES »

- Two players in same game: 02/17/16 vs. Auburn
 - Moses Kingsley (20 pts, 10 rebs) and Jabril Durham (12 pts, 10 asts)

3-POINT SHOOTING »

- 10+ 3FGM in a game: 12/27/17 - 10 vs. CSU Bakersfield
- 15+ 3FGM in a game: 01/09/16 - 16 vs. Mississippi State

AT THE CHARITY STRIPE »

- Attempted 30+ FT in a game: 12/30/17 - 33 vs. Tennessee
- 20+ FTM in a game: 12/30/17 - 21 (of 33) vs. Tennessee
- 25+ FTM in a game: 11/26/17 - 25 (of 33) vs. UConn

ASSISTS »

- Had 20+ assists: 12/19/17 - 27 vs. Oral Roberts
- Had 20+ assists in back-to-back games: 12/05/17 (22 vs. Colorado State) 12/09/17 (23 vs. Minnesota) 12/19/17 - 27 vs. Oral Roberts
- Had 25+ assists: 12/16/17 vs. Troy (Macon - 5, Barford - 5)
- Had 2 players with 5+ assists: 12/16/17 vs. Troy (Macon - 5, Barford - 5)
- Had 3 players with 5+ assists: 11/10/17 vs. Samford (Macon - 8, Barford & Beard - 6)

THE LAST TIME AN ARKANSAS PLAYER »

POINTS »

- Scored 30-39 points in a game: 12/30/17 - 33 by Daryl Macon vs. Tennessee
- Scored 40-49 points in a game: 01/11/92 - 43 by Todd Day vs. LSU
- Scored 50+ points in a game: 11/13/09 - 51 by Rotnei Clarke vs. Alcorn State

DOUBLE-DOUBLES »

- Points/Rebounds: 03/11/17 - 12 pts and 13 rebs by Moses Kingsley vs. Vanderbilt
- Points/Assists: 02/17/16 - 12 pts and 10 asts by Jabril Durham vs. Auburn

REBOUNDS »

- Had 15+ rebounds in a game: 03/07/15 - 15 by Bobby Portis vs. LSU
- Had 20+ rebounds in a game: 11/21/97 - 23 by Nick Davis vs. Jackson State

THREE-POINT SHOOTING »

- 5+ 3FGM in a game: 01/02/18 - 5 (7 att) by Daryl Macon at Mississippi State

AT THE CHARITY STRIPE »

- 10+ FTA in a game: 11/17/17 - 10 by Daniel Gafford vs. Fresno State
- 10+ FTM in a game: 02/01/17 - 11 (12 att) by Moses Kingsley vs. Alabama

ASSISTS »

- 5+ assists in a game: 01/02/18 at Mississippi State (Barford - 5)
- Consecutive 5+ assists games: 12/05/17 by Daryl Macon vs. Colorado State (7) 12/09/17 by Daryl Macon vs. Minnesota (8) 12/16/17 by Daryl Macon vs. Troy (5)
- Three straight 5+ assists games: 12/05/17 by Daryl Macon vs. Colorado State (7) 12/09/17 by Daryl Macon vs. Minnesota (8) 12/16/17 by Daryl Macon vs. Troy (5)

- 10+ assists in a game: 03/05/16 - 11 by Jabril Durham vs. South Carolina
- Consecutive 10+ assists games: 01/16/10 - by Courtney Fortson vs. Alabama (10) 01/21/10 - by Courtney Fortson vs. Florida (11)

BLOCKS »

- Had 3+ blocks in a game: 01/10/18 - 3 by Daniel Gafford vs. LSU
- Had 5+ blocks in a game: 12/30/17 - 5 by Daniel Gafford vs. Tennessee

STEALS »

- Had 5+ steals in a game: 12/19/17 - 5 by Jaylen Barford vs. Oral Roberts
- Had consecutive 5+ steal games: 01/01/06 - by Ronnie Brewer vs. W. Illinois (5) 01/07/06 - by Ronnie Brewer vs. Miss. State (5)

ARKANSAS GAME HIGHS »

POINTS	104	ORAL ROBERTS (12/19/17)
	102	vs UCONN (11/26/17)
	101	BUCKNELL (11/12/17)
FIELD GOALS MADE	41	ORAL ROBERTS (12/19/17)
	39	MINNESOTA (12/09/17)
FIELD GOAL ATTEMPTS	72	vs North Carolina (11/24/17)
	71	BUCKNELL (11/12/17)
FIELD GOAL PERCENTAGE	.600 (33-55)	vs UCONN (11/26/17)
	.594 (41-69)	ORAL ROBERTS (12/19/17)
3 PT FIELD GOALS MADE	14	ORAL ROBERTS (12/19/17)
	11	vs UCONN (11/26/17)
3 PT FG ATTEMPTS	27	CSU BAKERSFIELD (12/27/17)
	27	vs North Carolina (11/24/17)
3 PT FG PERCENTAGE	.579 (11-19)	vs UCONN (11/26/17)
	.560 (14-25)	ORAL ROBERTS (12/19/17)
FREE THROWS MADE	27	vs Oklahoma (11/23/17)
	25	vs UCONN (11/26/17)
	25	FRESNO STATE (11/17/17)
FREE THROW ATTEMPTS	38	FRESNO STATE (11/17/17)
	33	TENNESSEE (12/30/17)
	33	vs UCONN (11/26/17)
	33	vs Oklahoma (11/23/17)
FREE THROW PERCENTAGE	.818 (27-33)	vs Oklahoma (11/23/17)
	.760 (19-25)	BUCKNELL (11/12/17)
REBOUNDS	47	CSU BAKERSFIELD (12/27/17)
	42	vs Troy (12/16/17)
	42	vs UCONN (11/26/17)
ASSISTS	28	SAMFORD (11/10/17)
	27	ORAL ROBERTS (12/19/17)
STEALS	14	ORAL ROBERTS (12/19/17)
BLOCKED SHOTS	9	MINNESOTA (12/09/17)
	9	vs North Carolina (11/24/17)
TURNOVERS	16	vs Oklahoma (11/23/17)
	14	vs UCONN (11/26/17)
FOULS	27	MINNESOTA (12/09/17)
	26	at Mississippi State (01/02/18)

ARKANSAS GAME LOWS »

POINTS	54	LSU (01/10/18)
	65	at Houston (12/02/17)
	68	vs North Carolina (11/24/17)
FIELD GOALS MADE	19	at Houston (12/02/17)
	19	LSU (01/10/18)
FIELD GOAL ATTEMPTS	55	vs UCONN (11/26/17)
	55	at Houston (12/02/17)
FIELD GOAL PERCENTAGE	.333 (19-57)	LSU (01/10/18)
	.345 (19-55)	at Houston (12/02/17)
3 PT FIELD GOALS MADE	4	FRESNO STATE (11/17/17)
	4	at Auburn (01/06/18)
	4	LSU (01/10/18)
3 PT FG ATTEMPTS	14	FRESNO STATE (11/17/17)
3 PT FG PERCENTAGE	.211 (4-19)	at Auburn (01/06/18)
	.222 (4-18)	LSU (01/10/18)
FREE THROWS MADE	5	vs North Carolina (11/24/17)
	5	at Mississippi State (01/02/18)
FREE THROW ATTEMPTS	8	vs North Carolina (11/24/17)
	12	at Mississippi State (01/02/18)
FREE THROW PERCENTAGE	.417 (5-12)	at Mississippi State (01/02/18)
	.533 (8-15)	ORAL ROBERTS (12/19/17)
REBOUNDS	25	ORAL ROBERTS (12/19/17)
	29	at Houston (12/02/17)
ASSISTS	7	at Houston (12/02/17)
	9	TENNESSEE (12/30/17)
STEALS	3	at Mississippi State (01/02/18)
	3	LSU (01/10/18)
BLOCKED SHOTS	1	vs UCONN (11/26/17)
	1	at Houston (12/02/17)
TURNOVERS	5	COLORADO STATE (12/05/17)
	6	vs Troy (12/16/17)
FOULS	12	ORAL ROBERTS (12/19/17)

ARKANSAS INDIVIDUAL GAME HIGHS »

Points	33	Daryl Macon vs Tennessee (12/30/17)
	28	Jaylen Barford vs Tennessee (12/30/17)
	27	Daryl Macon vs Oklahoma (11/23/17)
	27	Jaylen Barford vs Bucknell (11/12/17)
	25	Daryl Macon vs Troy (12/16/17)
	25	Daniel Gafford vs Fresno State (11/17/17)
Field Goals Made	10	Jaylen Barford vs Tennessee (12/30/17)
	10	Daryl Macon vs Tennessee (12/30/17)
	10	Jaylen Barford vs Bucknell (11/12/17)
Field Goal Att.	19	Jaylen Barford vs Oklahoma (11/23/17)
	18	Jaylen Barford vs Tennessee (12/30/17)
	18	Daryl Macon vs Tennessee (12/30/17)
FG Pct (min 5 made)	1.000 (8-8)	Daniel Gafford vs Minnesota (12/09/17)
	.889 (8-9)	Jaylen Barford vs Oral Roberts (12/19/17)
3-Point FG Made	6	Daryl Macon vs Oklahoma (11/23/17)
	5	Daryl Macon at Mississippi State (01/02/18)
	5	Daryl Macon vs Tennessee (12/30/17)
	5	C.J. Jones vs Oral Roberts (12/19/17)
	5	Daryl Macon vs Troy (12/16/17)
	5	C.J. Jones vs Minnesota (12/09/17)
3-Point FG Att.	10	C.J. Jones vs North Carolina (11/24/17)
	9	Daryl Macon vs Tennessee (12/30/17)
	9	Daryl Macon vs Oral Roberts (12/19/17)
	9	Daryl Macon vs Troy (12/16/17)
3-Pt FG Pct (min 2 made)	1.000 (2-2)	Jaylen Barford vs Oral Roberts (12/19/17)
	.800 (4-5)	Jaylen Barford vs UCONN (11/26/17)
Free Throws Made	8	Daryl Macon vs Tennessee (12/30/17)
	7	Jaylen Barford vs Tennessee (12/30/17)
	7	Jaylen Barford at Houston (12/02/17)
	7	Daryl Macon vs Oklahoma (11/23/17)
	7	Daniel Gafford vs Fresno State (11/17/17)
Free Throw Att.	10	Daniel Gafford vs Fresno State (11/17/17)
	9	Daniel Gafford vs Tennessee (12/30/17)
	9	Darius Hall vs CSU Bakersfield (12/27/17)
	9	Jaylen Barford at Houston (12/02/17)
	9	Jaylen Barford vs Bucknell (11/12/17)
FT Pct (min 3 made)	1.000 (8-8)	Daryl Macon vs Tennessee (12/30/17)
	1.000 (7-7)	Daryl Macon vs Oklahoma (11/23/17)
	1.000 (6-6)	C.J. Jones vs UCONN (11/26/17)
	1.000 (6-6)	Anton Beard vs Oklahoma (11/23/17)
	1.000 (5-5)	Daniel Gafford vs Bucknell (11/12/17)
	1.000 (5-5)	Anton Beard vs Bucknell (11/12/17)
Rebounds	12	Daniel Gafford vs CSU Bakersfield (12/27/17)
	11	Trey Thompson vs Bucknell (11/12/17)
Assists	8	Daryl Macon vs CSU Bakersfield (12/27/17)
	8	Daryl Macon vs Minnesota (12/09/17)
	8	Daryl Macon vs Samford (11/10/17)
Steals	5	Jaylen Barford vs Oral Roberts (12/19/17)
	3	Daryl Macon at Auburn (01/06/18)
	3	Daryl Macon vs Troy (12/16/17)
Blocked Shots	6	Daniel Gafford vs Minnesota (12/09/17)
	5	Daniel Gafford vs Tennessee (12/30/17)
	5	Adrio Bailey vs North Carolina (11/24/17)
Turnovers	4	Trey Thompson vs Fresno State (11/17/17)
Fouls	5	Adrio Bailey at Mississippi State (01/02/18)
	5	Anton Beard vs Tennessee (12/30/17)
	5	Dustin Thomas vs Tennessee (12/30/17)
	5	Daniel Gafford vs UCONN (11/26/17)
	5	Daniel Gafford vs Bucknell (11/12/17)
	5	Daniel Gafford vs Samford (11/10/17)
Minutes	42	Anton Beard vs Tennessee (12/30/17)
	41	Daryl Macon vs Tennessee (12/30/17)
	38	Daryl Macon at Auburn (01/06/18)
	38	Jaylen Barford at Mississippi State (01/02/18)
	38	Anton Beard vs North Carolina (11/24/17)

STARTING LINEUPS »

Date	Opponent	G	G	G	F	F	Outcome
Nov. 10	Samford	Barford	Macon	Beard	Bailey	Thompson	W, 95-56
Nov. 12	Bucknell	Barford	Macon	Beard	Bailey	Thompson	W, 101-73
Nov. 17	Fresno State	Barford	Macon	Beard	Bailey	Thompson	W, 83-75
Nov. 23	vs. Oklahoma^	Barford	Macon	Beard	Bailey	Thompson	W, 92-83
Nov. 24	vs. North Carolina^	Barford	Macon	Beard	Bailey	Thompson	L, 87-68
Nov. 26	vs. UConn^	Barford	Macon	Beard	Bailey	Thompson	W, 102-67
Dec. 2	at Houston	Barford	Macon	Beard	Bailey	Thompson	L, 91-65
Dec. 5	Colorado State	Barford	Macon	Beard	Thomas	Thompson	W, 92-66
Dec. 9	Minnesota	Barford	Macon	Beard	Thomas	Gafford	W, 95-79
Dec. 16	vs. Troy+	Barford	Macon	Beard	Thomas	Gafford	W, 88-63
Dec. 19	Oral Roberts	Barford	Macon	Beard	Thomas	Gafford	W, 104-69
Dec. 27	CSU Bakersfield	Barford	Macon	Beard	Thomas	Gafford	W, 95-68
Dec. 30	Tennessee*	Barford	Macon	Beard	Thomas	Gafford	W, 95-93 (OT)
Jan. 2	at Mississippi State*	Barford	Macon	Beard	Thomas	Gafford	L, 78-75
Jan. 6	at Auburn*	Barford	Macon	Beard	Thomas	Gafford	L, 88-77
Jan. 10	LSU*	Barford	Macon	Beard	Bailey	Gafford	L, 75-54
Jan. 13	Missouri*	--	--	--	--	--	--
Jan. 17	at Florida*	--	--	--	--	--	--
Jan. 20	Ole Miss*	--	--	--	--	--	--
Jan. 23	at Georgia*	--	--	--	--	--	--
Jan. 27	Oklahoma State	--	--	--	--	--	--
Jan. 30	at Texas A&M*	--	--	--	--	--	--
Feb. 3	at LSU*	--	--	--	--	--	--
Feb. 6	South Carolina*	--	--	--	--	--	--
Feb. 10	Vanderbilt*	--	--	--	--	--	--
Feb. 13	at Ole Miss*	--	--	--	--	--	--
Feb. 17	Texas A&M*	--	--	--	--	--	--
Feb. 20	Kentucky*	--	--	--	--	--	--
Feb. 24	at Alabama*	--	--	--	--	--	--
Feb. 27	Auburn*	--	--	--	--	--	--
March 3	at Missouri*	--	--	--	--	--	--

^ Phil Knight Invitational (Portland, Oregon)

+ at Verizon Arena (North Little Rock, Ark.)

* SEC Game

% Big12/SEC Challenge

Date	Opponent	Largest Lead	Largest Deficit	Time Led	Time Trailed	Time Tied	Outcome
Nov. 10	Samford	44 (2nd - 12:09)	1 (1st - 16:52)	38:45	0:07	1:08	W, 95-56
Nov. 12	Bucknell	28 (2nd - 00:19)	3 (1st - 19:37)	37:56	1:41	0:23	W, 101-73
Nov. 17	Fresno State	19 (2nd - 10:32)	6 (1st - 17:50)	35:05	4:42	0:13	W, 83-75
Nov. 23	vs. Oklahoma^	10 (1st - 8:45)	2 (1st - 16:05)	36:29	0:58	2:33	W, 93-83
Nov. 24	vs. North Carolina^	6 (1st - 15:05)	19 (2nd - 0:24)	7:25	31:21	1:14	L, 87-68
Nov. 26	vs. UConn^	42 (2nd - 2:03)	None	39:49	None	0:11	W, 102-67
Dec. 2	at Houston	None	30 (2nd - 3:04)	None	38:34	1:26	L, 91-65
Dec. 5	Colorado State	29 (2nd - 5:43)	11 (1st - 16:10)	32:05	7:34	0:21	W, 92-66
Dec. 9	Minnesota	19 (2nd - 7:59)	None	39:19	None	0:41	W, 95-79
Dec. 16	vs. Troy+	25 (2nd - 1:43)	6 (1st - 18:47)	35:38	4:10	0:12	W, 88-63
Dec. 19	Oral Roberts	40 (2nd - 15:54)	None	38:55	None	1:05	W, 104-69
Dec. 27	CSU Bakersfield	27 (2nd - 0:23)	3 (1st - 18:42)	36:56	1:25	1:39	W, 95-68
Dec. 30	Tennessee*	11 (OT - 0:47)	10 (1st - 1:11)	4:05	38:23	2:32	W, 95-93 (OT)
Jan. 2	at Mississippi State*	8 (2nd - 12:46)	4 (1st - 0:44)	28:44	6:09	5:07	L, 78-75
Jan. 6	at Auburn*	None	21 (2nd - 11:24)	None	39:43	0:16	L, 88-77
Jan. 10	LSU*	1 (1st - 19:37)	27 (2nd - 2:29)	0:20	39:17	0:23	L, 75-54
Jan. 13	Missouri*	--	--	--	--	--	--
Jan. 17	at Florida*	--	--	--	--	--	--
Jan. 20	Ole Miss*	--	--	--	--	--	--
Jan. 23	at Georgia*	--	--	--	--	--	--
Jan. 27	Oklahoma State	--	--	--	--	--	--
Jan. 30	at Texas A&M*	--	--	--	--	--	--
Feb. 3	at LSU*	--	--	--	--	--	--
Feb. 6	South Carolina*	--	--	--	--	--	--
Feb. 10	Vanderbilt*	--	--	--	--	--	--
Feb. 13	at Ole Miss*	--	--	--	--	--	--
Feb. 17	Texas A&M*	--	--	--	--	--	--
Feb. 20	Kentucky*	--	--	--	--	--	--
Feb. 24	at Alabama*	--	--	--	--	--	--
Feb. 27	Auburn*	--	--	--	--	--	--
March 3	at Missouri*	--	--	--	--	--	--

^ Phil Knight Invitational (Portland, Oregon)

+ at Verizon Arena (North Little Rock, Ark.)

* SEC Game

% Big12/SEC Challenge

▶ GAME-BY-GAME LEADERS »

Date	Opponent	Points	Rebounds	Assists	Steals	Blocks
Nov. 10	Samford	Two Players (16)	Thompson (8)	Macon (8)	Macon (2)	Gafford (3)
Nov. 12	Bucknell	Barford (27)	Thompson (11)	Macon (4)	Three Players (2)	Two Players (2)
Nov. 17	Fresno State	Gafford (25)	Gafford (8)	Barford (5)	Gafford (2)	Gafford (3)
Nov. 23	vs. Oklahoma^	Macon (27)	Thomas (9)	Thompson (5)	Two Players (2)	Barford (2)
Nov. 24	vs. North Carolina^	Barford (21)	Gafford (6)	Beard (4)	Barford (2)	Bailey (5)
Nov. 26	vs. UConn^	Barford (24)	Hall (6)	Thompson (5)	Five Players (1)	Bailey (1)
Dec. 2	at Houston	Two Players (13)	Two Players (6)	Beard (3)	Four Players (1)	Thompson (1)
Dec. 5	Colorado State	Two Players (19)	Gafford (6)	Macon (7)	Two Players (2)	Gafford (2)
Dec. 9	Minnesota	Barford (22)	Gafford (7)	Macon (8)	Two Players (2)	Gafford (6)
Dec. 16	vs. Troy+	Macon (25)	Barford (7)	Two Players (5)	Macon (3)	Gafford (3)
Dec. 19	Oral Roberts	Barford (18)	Two Players (4)	Three Players (4)	Barford (5)	Three Players (2)
Dec. 27	CSU Bakersfield	Barford (19)	Gafford (12)	Macon (8)	Three Players (2)	Three Players (1)
Dec. 30	Tennessee*	Macon (33)	Gafford (8)	Barford (4)	Barford (2)	Gafford (5)
Jan. 2	at Mississippi State*	Macon (24)	Barford (7)	Barford (5)	Beard (2)	Thompson (1)
Jan. 6	at Auburn*	Barford (21)	Two Players (6)	Barford (3)	Macon (3)	Cook (2)
Jan. 10	LSU*	Barford (17)	Thompson (6)	Macon (4)	Three Players (1)	Gafford (3)
Jan. 13	Missouri*	--	--	--	--	--
Jan. 17	at Florida*	--	--	--	--	--
Jan. 20	Ole Miss*	--	--	--	--	--
Jan. 23	at Georgia*	--	--	--	--	--
Jan. 27	Oklahoma State	--	--	--	--	--
Jan. 30	at Texas A&M*	--	--	--	--	--
Feb. 3	at LSU*	--	--	--	--	--
Feb. 6	South Carolina*	--	--	--	--	--
Feb. 10	Vanderbilt*	--	--	--	--	--
Feb. 13	at Ole Miss*	--	--	--	--	--
Feb. 17	Texas A&M*	--	--	--	--	--
Feb. 20	Kentucky*	--	--	--	--	--
Feb. 24	at Alabama*	--	--	--	--	--
Feb. 27	Auburn*	--	--	--	--	--
March 3	at Missouri*	--	--	--	--	--

^ Phil Knight Invitational (Portland, Oregon)

+ at Verizon Arena (North Little Rock, Ark.)

* SEC Game

% Big12/SEC Challenge

Date	Opponent	Deflections	Charges	Steals	Dunks	Blocks
Nov. 10	Samford	43	2	7	12	6
Nov. 12	Bucknell	34	1	10	4	5
Nov. 17	Fresno State	42	4	5	7	6
Nov. 23	vs. Oklahoma^	37	3	8	2	4
Nov. 24	vs. North Carolina^	48	1	8	0	9
Nov. 26	vs. UConn^	43	2	5	4	1
Dec. 2	at Houston	27	4	4	0	1
Dec. 5	Colorado State	42	2	6	5	3
Dec. 9	Minnesota	50	1	5	3	9
Dec. 16	vs. Troy+	50	1	7	7	8
Dec. 19	Oral Roberts	42	1	14	6	7
Dec. 27	CSU Bakersfield	42	1	10	5	3
Dec. 30	Tennessee*	34	4	4	2	7
Jan. 2	at Mississippi State*	22	1	3	6	3
Jan. 6	at Auburn*	27	1	6	0	4
Jan. 10	LSU*	22	0	3	2	5
Jan. 13	Missouri*	--	--	--	--	--
Jan. 17	at Florida*	--	--	--	--	--
Jan. 20	Ole Miss*	--	--	--	--	--
Jan. 23	at Georgia*	--	--	--	--	--
Jan. 27	Oklahoma State	--	--	--	--	--
Jan. 30	at Texas A&M*	--	--	--	--	--
Feb. 3	at LSU*	--	--	--	--	--
Feb. 6	South Carolina*	--	--	--	--	--
Feb. 10	Vanderbilt*	--	--	--	--	--
Feb. 13	at Ole Miss*	--	--	--	--	--
Feb. 17	Texas A&M*	--	--	--	--	--
Feb. 20	Kentucky*	--	--	--	--	--
Feb. 24	at Alabama*	--	--	--	--	--
Feb. 27	Auburn*	--	--	--	--	--
March 3	at Missouri*	--	--	--	--	--
TOTALS		605	29	105	65	81

^ Phil Knight Invitational (Portland, Oregon)

+ at Verizon Arena (North Little Rock, Ark.)

* SEC Game

% Big12/SEC Challenge

MISCELLANEOUS TEAM STATS »

Date	Opponent	W/L	Points In Paint			Pts Off Turnovers			2nd Chance Pts			Fast Break Pts		
			Ark	Opp.	Diff.	Ark	Opp.	Diff.	Ark	Opp.	Diff.	Ark	Opp.	Diff.
Nov. 10	Samford	W	44	20	+24	35	14	+21	7	17	-10	19	9	+10
Nov. 12	Bucknell	W	54	28	+26	29	15	+14	25	8	+17	10	0	+10
Nov. 17	Fresno State	W	40	36	+4	20	11	+9	13	14	-1	12	9	+3
Nov. 23	vs. Oklahoma^	W	30	42	-12	20	13	+7	12	4	+8	6	12	-6
Nov. 24	vs. North Carolina^	L	28	38	-10	15	15	0	6	8	-2	2	8	-6
Nov. 26	vs. UConn^	W	38	28	+10	20	16	+4	9	7	+2	13	3	+10
Dec. 2	at Houston	L	18	29	-11	9	12	-3	8	9	-1	0	9	-9
Dec. 5	Colorado State	W	38	20	+18	27	6	+21	8	18	-10	16	7	+9
Dec. 9	Minnesota	W	46	38	+8	17	12	+5	15	12	+3	11	15	-4
Dec. 16	vs. Troy+	W	50	16	+34	17	7	+10	12	9	+3	19	2	+17
Dec. 19	Oral Roberts	W	46	38	+8	42	9	+33	11	12	-1	26	6	+20
Dec. 27	CSU Bakersfield	W	40	22	+18	24	9	+15	23	16	+7	9	8	+1
Dec. 30	Tennessee*	W	38	30	+8	18	10	+8	11	11	0	19	16	+3
Jan. 2	at Mississippi State*	L	42	38	+4	9	19	-10	9	16	-7	4	10	-6
Jan. 6	at Auburn*	L	40	36	+4	9	16	-7	9	4	+5	15	10	+5
Jan. 10	LSU*	L	26	44	-18	6	15	-9	13	11	+2	3	6	-3
Jan. 13	Missouri*	--	--	--	--	--	--	--	--	--	--	--	--	--
Jan. 17	at Florida*	--	--	--	--	--	--	--	--	--	--	--	--	--
Jan. 20	Ole Miss*	--	--	--	--	--	--	--	--	--	--	--	--	--
Jan. 23	at Georgia*	--	--	--	--	--	--	--	--	--	--	--	--	--
Jan. 27	Oklahoma State	--	--	--	--	--	--	--	--	--	--	--	--	--
Jan. 30	at Texas A&M*	--	--	--	--	--	--	--	--	--	--	--	--	--
Feb. 3	at LSU*	--	--	--	--	--	--	--	--	--	--	--	--	--
Feb. 6	South Carolina*	--	--	--	--	--	--	--	--	--	--	--	--	--
Feb. 10	Vanderbilt*	--	--	--	--	--	--	--	--	--	--	--	--	--
Feb. 13	at Ole Miss*	--	--	--	--	--	--	--	--	--	--	--	--	--
Feb. 17	Texas A&M*	--	--	--	--	--	--	--	--	--	--	--	--	--
Feb. 20	Kentucky*	--	--	--	--	--	--	--	--	--	--	--	--	--
Feb. 24	at Alabama*	--	--	--	--	--	--	--	--	--	--	--	--	--
Feb. 27	Auburn*	--	--	--	--	--	--	--	--	--	--	--	--	--
March 3	at Missouri*	--	--	--	--	--	--	--	--	--	--	--	--	--
TOTALS		11-5	618	503	+115	317	208	+109	191	176	+15	184	130	+54

^ Phil Knight Invitational (Portland, Oregon)

+ at Verizon Arena (North Little Rock, Ark.)

* SEC Game

% Big12/SEC Challenge

JAYLEN BARFORD



#0 | Senior | Guard | 6-3 | 202 | Jackson, Tenn. | Motlow State CC

BARFORD'S NEWS & NOTES »

- Named to preseason coaches All-SEC second team.
- Despite scoring just 11 points at MSU, he tied his career high with seven boards and assisted on five baskets.
- Posted a career-high 28 points against Tennessee, scoring 8 of Arkansas' final 17 points to help force overtime.
- Combined with Daryl Macon to score 61 points, including 31 of Arkansas' final 41, to defeat No. 19 Tennessee.
- One of two players in the SEC to rank in the top five in points per game (3rd) and field goal pct. (5th).
- Tied for the second-most games in the country (10) with at least 15 points, 2 rebounds, 2 assists and less than 3 turnovers.
- Has 11 career 20-point games, eight coming away from Bud Walton Arena.
- Six of his 11 20-point efforts are this season, including two performances in Portland vs. UNC and UConn.
- Hit at least 2 three-pointers in the 11 of 15 games, after having just seven similar efforts last year.
- Named to PK80 Victory Bracket All-Tournament team, after leading the team with 21.3 points per game.
- Was the first Razorback in eight years to average 20 points per game through the first six games.
- Scored a then-career and game-high 27 points against Bucknell.
- Finished third on the team in scoring last season, averaging 12.8 points per game.
- Finished second on the team with 72 assists and had 21 games with multiple dimes last season.

GAME-BY-GAME STATS »

#00 Jaylen Barford

Opponent	Date	gs	min	Total		3-Pointers		Free throws		Rebounds				pf	a	t/o	blk	stl	pts	avg	
				fg	pct	3fg	pct	ft	pct	off	def	tot	avg								
SAMFORD	11/10/17	*	29	5-11	.455	2-5	.400	4-5	.800	0	4	4	4.0	3	6	2	1	1	16	16.0	
BUCKNELL	11/12/17	*	28	10-15	.667	2-3	.667	5-9	.556	2	3	5	4.5	1	2	1	0	2	27	21.5	
FRESNO STATE	11/17/17	*	35	5-13	.385	2-4	.500	6-8	.750	3	4	7	5.3	3	5	2	0	0	18	20.3	
vs Oklahoma	11/23/17	*	34	7-19	.368	3-7	.429	2-4	.500	0	2	2	4.5	2	2	2	2	0	19	20.0	
vs North Carolina	11/24/17	*	27	9-17	.529	2-6	.333	1-1	1.000	0	3	3	4.2	4	2	3	1	2	21	20.2	
vs UCONN	11/26/17	*	27	9-12	.750	4-5	.800	2-2	1.000	0	4	4	4.2	0	3	2	0	0	24	20.8	
at Houston	12/02/17	*	36	3-11	.273	0-3	.000	7-9	.778	2	1	3	4.0	2	2	3	0	0	13	19.7	
COLORADO STATE	12/05/17	*	25	7-13	.538	3-6	.500	2-4	.500	1	4	5	4.1	2	3	1	0	0	19	19.6	
MINNESOTA	12/09/17	*	36	9-15	.600	2-5	.400	2-3	.667	0	4	4	4.1	1	4	0	1	0	22	19.9	
vs Troy	12/16/17	*	30	2-11	.182	1-5	.200	2-4	.500	1	6	7	4.4	1	5	0	0	1	7	18.6	
ORAL ROBERTS	12/19/17	*	24	8-9	.889	2-2	1.000	0-1	.000	1	2	3	4.3	0	4	1	0	5	18	18.5	
CSU BAKERSFIELD	12/27/17	*	23	8-12	.667	3-5	.600	0-0	.000	1	1	2	4.1	3	3	1	0	1	19	18.6	
TENNESSEE	12/30/17	*	35	10-18	.556	1-5	.200	7-8	.875	1	4	5	4.2	3	4	0	0	2	28	19.3	
at Mississippi State	01/02/18	*	38	4-15	.267	0-6	.000	3-4	.750	3	4	7	4.4	4	5	2	0	0	11	18.7	
at Auburn	01/06/18	*	33	8-14	.571	3-7	.429	2-3	.667	1	2	3	4.3	4	3	3	0	1	21	18.9	
LSU	01/10/18	*	34	6-15	.400	3-6	.500	2-4	.500	0	3	3	4.2	3	1	2	1	1	17	18.8	
Totals			16	494	110-220	.500	33-80	.413	47-69	.681	16	51	67	4.2	36	54	25	6	16	300	18.8

Games played: 16
Minutes/game: 30.9
Points/game: 18.8
FG Pct: 50.0
3FG Pct: 41.3
FT Pct: 68.1

Rebounds/game: 4.2
Assists/game: 3.4
Turnovers/game: 1.6
Assist/turnover ratio: 2.2
Steals/game: 1.0
Blocks/game: 0.4

PERSONAL BESTS »

POINTS

Season: 28 vs. Tennessee (12/30/17)

Career: 28 vs. Tennessee (12/30/17)

FIELD GOALS

Season: 10 (2x), last vs. Tennessee (12/30/17)

Career: 10 (2x), last vs. Tennessee (12/30/17)

FIELD GOALS ATTEMPTED

Season: 19 vs. Oklahoma (11/23/17)

Career: 19 vs. Oklahoma (11/23/17)

3-POINT FIELD GOALS

Season: 4 vs. UConn (11/26/17)

Career: 4 vs. UConn (11/26/17)

3-POINT FG ATTEMPTS

Season: 7 (2x), last at Auburn (01/06/18)

Career: 7 (2x), last at Auburn (01/06/18)

FREE THROWS MADE

Season: 7 (2x), last vs. Tennessee (12/30/17)

Career: 7 (3x), last vs. Tennessee (12/30/17)

FREE THROWS ATTEMPTS

Season: 9 (2x), last at Houston (12/02/17)

Career: 9 (3x), last at Houston (12/02/17)

REBOUNDS

Season: 7 (3x), last at Mississippi State (01/02/18)

Career: 7 (4x), last at Mississippi State (01/02/18)

ASSISTS

Season: 6 vs. Samford (11/10/17)

Career: 6 (2x), last vs. Samford (11/10/17)

STEALS

Season: 5 vs. Oral Roberts (12/19/17)

Career: 5 vs. Oral Roberts (12/19/17)

BLOCKS

Season: 2 vs. Oklahoma (11/23/17)

Career: 2 (2x), last vs. Oklahoma (11/23/17)

MINUTES

Season: 38 at Mississippi State (01/02/18)

Career: 38 at Mississippi State (01/02/18)

CAREER STATISTICS AT ARKANSAS »

			Total		3-Point		F-Throws		Rebounds											Scoring	
Season	gp-gs	min/avg	fg-fga	pct	fg-fga	pct	ft-fa	pct	off	def	tot	avg	pf	fo	ast	to	blk	stl	pts	avg	
2016-17	36-30	914/25.4	174-397	.438	29-109	.266	82-109	.752	39	97	136	3.8	81	0	72	71	6	44	459	12.8	
2017-18	16-16	494/30.9	110-220	.500	33-80	.413	47-69	.681	16	51	67	4.2	36	0	54	25	6	16	300	18.8	
TOTAL	52-46	1408/27.1	284-617	.460	62-189	.328	129-178	.725	55	148	203	3.9	117	0	126	96	12	60	759	14.6	

TREY THOMPSON



#1 | Senior | Forward | 6-9 | 265 | Madison, Ark. | Forrest City HS

THOMPSON'S NEWS & NOTES »

- Is second on the team with 95 games played as a Razorback.
- Tied his career high with 11 boards against Bucknell.
- One of four Razorbacks with 20-plus assists (28) and the only forward.
- Second on the team with 68 total rebounds through 16 games.
- Is the tallest player in Arkansas history with more career assists (121) than made field goals (97), according to @HogStats.
- Led the team with 12 assists in three games at PK80, with his first two 5-assist games this season.
- Averaged 2.4 points, 3.3 rebounds and 1.6 assists per contest last season.
- Finished second on the team with 29 blocks last year, including multiple swats in 12 games.
- Had the second-best assist-to-turnover ratio on the team at 2.5 with 56 assists and only 22 turnovers.
- Shot 61.8 percent (34-55) from the field, the best field goal percentage on the team.
- Scored a season-high eight points in victories over Missouri (Jan. 14) and Ole Miss (Feb. 18) last season.

GAME-BY-GAME STATS »

#01 Trey Thompson

Opponent	Date	gs	min	Total		3-Pointers		Free throws		Rebounds				pf	a	t/o	blk	stl	pts	avg
				fg-fga	pct	3fg-fga	pct	ft-fa	pct	off	def	tot	avg							
SAMFORD	11/10/17	*	25	4-4	1.000	0-0	.000	0-0	.000	1	7	8	8.0	2	3	0	0	1	8	8.0
BUCKNELL	11/12/17	*	25	1-2	.500	0-0	.000	0-1	.000	4	7	11	9.5	3	2	2	1	0	2	5.0
FRESNO STATE	11/17/17	*	10	1-2	.500	0-0	.000	1-3	.333	1	0	1	6.7	4	0	4	0	0	3	4.3
vs Oklahoma	11/23/17	*	15	1-2	.500	0-0	.000	0-0	.000	2	2	4	6.0	2	5	1	0	1	2	3.8
vs North Carolina	11/24/17	*	26	2-3	.667	0-0	.000	0-2	.000	1	1	2	5.2	2	2	0	1	1	4	3.8
vs UCONN	11/26/17	*	19	0-1	.000	0-0	.000	1-2	.500	0	3	3	4.8	1	5	0	0	0	1	3.3
at Houston	12/02/17	*	22	0-3	.000	0-0	.000	0-0	.000	0	2	2	4.4	4	0	3	1	1	0	2.9
COLORADO STATE	12/05/17	*	15	1-2	.500	0-0	.000	0-0	.000	1	1	2	4.1	2	3	0	1	0	2	2.8
MINNESOTA	12/09/17		19	1-3	.333	0-0	.000	0-0	.000	2	4	6	4.3	4	2	2	2	2	2	2.7
vs Troy	12/16/17		14	3-3	1.000	0-0	.000	2-2	1.000	1	2	3	4.2	2	1	2	2	1	8	3.2
ORAL ROBERTS	12/19/17		13	1-3	.333	0-0	.000	0-0	.000	1	2	3	4.1	1	1	1	0	1	2	3.1
CSU BAKERSFIELD	12/27/17		15	2-5	.400	0-0	.000	1-2	.500	3	3	6	4.3	1	1	1	0	1	5	3.3
TENNESSEE	12/30/17		13	1-1	1.000	0-0	.000	0-0	.000	0	1	1	4.0	0	0	2	0	0	2	3.2
at Mississippi State	01/02/18		8	0-1	.000	0-0	.000	0-0	.000	0	4	4	4.0	3	1	2	2	0	0	2.9
at Auburn	01/06/18		23	3-4	.750	0-0	.000	2-2	1.000	1	5	6	4.1	3	2	1	0	1	8	3.3
LSU	01/10/18		16	4-6	.667	0-0	.000	0-0	.000	3	3	6	4.3	3	0	0	1	1	8	3.6
Totals			8	278	25-45	.556	0-0	.000	7-14	.500	21	47	68	4.3	37	28	21	11	57	3.6

Games played: 16
Minutes/game: 17.4
Points/game: 3.6
FG Pct: 55.6
FT Pct: 50.0

Rebounds/game: 4.3
Assists/game: 1.8
Turnovers/game: 1.3
Assist/turnover ratio: 1.3
Steals/game: 0.7
Blocks/game: 0.7

PERSONAL BESTS »

POINTS

Season: 8 (4x), last vs. LSU (01/10/18)

Career: 13 vs. LSU (02/23/16)

FIELD GOALS

Season: 4 (2x) last vs. LSU (01/10/18)

Career: 6 vs. LSU (02/23/16)

FIELD GOALS ATTEMPTED

Season: 6 vs. LSU (01/10/18)

Career: 7 vs. Tennessee Tech (12/12/15)

3-POINT FIELD GOALS

Season: --

Career: --

3-POINT FG ATTEMPTS

Season: --

Career: 1 at Tennessee (01/03/17)

FREE THROWS MADE

Season: 2 (2x), last at Auburn (01/06/18)

Career: 4 (2x), last at No. 6 Kentucky (01/07/17)

FREE THROWS ATTEMPTS

Season: 3 vs. Fresno State (11/17/17)

Career: 5 at Texas A&M (01/02/16)

REBOUNDS

Season: 11 vs. Bucknell (11/12/17)

Career: 11 (2x), last vs. Bucknell (11/12/17)

ASSISTS

Season: 5 (2x), last vs. UConn (11/26/17)

Career: 6 vs. Texas A&M (02/22/17)

STEALS

Season: 2 (2x), last at Mississippi State (01/02/18)

Career: 3 vs. Ole Miss (02/18/17)

BLOCKS

Season: 2 (2x), last vs. Troy (12/16/17)

Career: 4 vs. Texas Tech (01/30/16)

MINUTES

Season: 26 vs. North Carolina (11/24/17)

Career: 29 (2x), last vs. Auburn (02/25/17)

CAREER STATISTICS AT ARKANSAS »

			Total		3-Point		F-Throws		Rebounds											Scoring	
Season	gp-gs	min/avg	fg-fga	pct	fg-fga	pct	ft-fa	pct	off	def	tot	avg	pf	fo	ast	to	blk	stl	pts	avg	
2014-15	14-0	33/2.4	1-5	.200	0-0	.000	3-3	1.000	3	3	6	0.4	3	0	1	4	1	1	5	0.4	
2015-16	29-1	503/17.3	37-61	.607	0-0	.000	16-31	.516	28	96	124	4.3	88	6	36	33	27	13	90	3.1	
2016-17	36-0	503/14.0	34-55	.618	0-1	.000	19-29	.655	30	87	117	3.3	79	0	56	22	29	22	87	2.4	
2017-18	16-8	278/17.4	25-45	.556	0-0	.000	7-14	.500	21	47	68	4.3	37	0	28	21	11	11	57	3.6	
TOTAL	95-9	1317/13.9	97-166	.584	0-1	.000	45-77	.584	82	233	315	3.3	207	6	121	80	68	47	239	2.5	

ADRIO BAILEY



#2 | Sophomore | Forward | 6-6 | 204 | Campti, La. | Lakeview HS

BAILEY'S NEWS & NOTES »

- Recorded his fourth-career double figure scoring game, third this season, at Mississippi State.
- Bailey's 10-point effort at MSU was his first double-digit effort of his career against a high-major program.
- His performance at Mississippi State was his third 10-plus point, six-rebound outing of the season.
- Has eight four-rebound efforts this season in 16 games, after starting the season with six straight.
- Slammed home a career-high four dunks against Troy to go 5-of-8 from the field for 10 points.
- Tied his career high in blocks each of the first three games, then broke it against UNC, swatting five shots.
- His five blocks in 18 minutes was the first performance by Razorback with 5+ blocks in fewer than 20 minutes of playing time since Moses Kingsley against Mississippi State on Feb. 21, 2015 (via @HogStats).
- Represented Arkansas at the 2017 SEC Men's Basketball Leadership Council.
- Played a season-high 19 minutes in the second round game of the NCAA Tournament against No. 1 North Carolina (March 19), recording a season-high three steals and adding four points.

GAME-BY-GAME STATS »

#02 Adrio Bailey

Opponent	Date	gs	min	Total		3-Pointers		Free throws		Rebounds			pf	a	t/o	blk	stl	pts	avg		
				fg-fga	pct	3fg-fga	pct	ft-fa	pct	off	def	tot								avg	
SAMFORD	11/10/17	*	25	7-8	.875	0-0	.000	1-1	1.000	2	4	6	6.0	0	1	3	2	15	15.0		
BUCKNELL	11/12/17	*	23	3-5	.600	0-0	.000	1-2	.500	2	2	4	5.0	4	2	2	2	7	11.0		
FRESNO STATE	11/17/17	*	28	1-2	.500	0-0	.000	3-4	.750	2	3	5	5.0	3	3	0	2	0	5	9.0	
vs Oklahoma	11/23/17	*	17	3-6	.500	0-0	.000	3-4	.750	3	4	7	5.5	1	1	0	1	0	9	9.0	
vs North Carolina	11/24/17	*	18	2-5	.400	0-0	.000	0-0	.000	1	3	4	5.2	1	0	0	5	0	4	8.0	
vs UCONN	11/26/17	*	24	4-7	.571	0-0	.000	0-1	.000	2	2	4	5.0	2	0	0	1	1	8	8.0	
at Houston	12/02/17	*	11	1-2	.500	0-0	.000	2-3	.667	0	1	1	4.4	3	0	1	0	0	4	7.4	
COLORADO STATE	12/05/17		9	0-0	.000	0-0	.000	0-0	.000	0	0	0	3.9	1	1	0	0	0	0	6.5	
MINNESOTA	12/09/17		15	3-7	.429	0-0	.000	0-0	.000	1	1	2	3.7	3	0	0	0	0	6	6.4	
vs Troy	12/16/17		16	5-8	.625	0-0	.000	0-0	.000	3	3	6	3.9	3	2	1	1	0	10	6.8	
ORAL ROBERTS	12/19/17		12	3-3	1.000	0-0	.000	0-1	.000	0	1	1	3.6	0	2	1	2	2	6	6.7	
CSU BAKERSFIELD	12/27/17		11	2-2	1.000	0-0	.000	0-0	.000	1	2	3	3.6	4	0	1	0	0	4	6.5	
TENNESSEE	12/30/17		5	0-0	.000	0-0	.000	0-0	.000	0	0	0	3.3	0	0	0	1	0	0	6.0	
at Mississippi State	01/02/18		18	5-7	.714	0-0	.000	0-2	.000	2	4	6	3.5	5	0	0	0	1	10	6.3	
at Auburn	01/06/18		17	1-4	.250	0-0	.000	0-0	.000	1	2	3	3.5	1	1	1	1	1	2	6.0	
LSU	01/10/18	*	7	0-3	.000	0-0	.000	1-2	.500	1	0	1	3.3	1	0	1	0	0	1	5.7	
Totals			8	256	40-69	.580	0-0	.000	11-20	.550	21	32	53	3.3	32	13	11	18	8	91	5.7

Games played: 16
Minutes/game: 16.0
Points/game: 5.7
FG Pct: 58.0
FT Pct: 55.0

Rebounds/game: 3.3
Assists/game: 0.8
Turnovers/game: 0.7
Assist/turnover ratio: 1.2
Steals/game: 0.5
Blocks/game: 1.1

PERSONAL BESTS »

POINTS

Season: 15 vs. Samford (11/10/17)

Career: 15 vs. Samford (11/10/17)

FIELD GOALS

Season: 7 vs. Samford (11/10/17)

Career: 7 (2x), last vs. Samford (11/10/17)

FIELD GOALS ATTEMPTED

Season: 8 (2x), last vs. Troy (12/16/17)

Career: 8 (3x), last vs. Troy (12/16/17)

3-POINT FIELD GOALS

Season: --

Career: --

3-POINT FG ATTEMPTS

Season: --

Career: --

FREE THROWS MADE

Season: 3 (2x), last vs. Oklahoma (11/23/17)

Career: 3 (2x), last vs. Oklahoma (11/23/17)

FREE THROWS ATTEMPTS

Season: 4 vs. Oklahoma (11/23/17)

Career: 4 (3x), last vs. Oklahoma (11/23/17)

REBOUNDS

Season: 7 vs. Oklahoma (11/23/17)

Career: 7 (2x), last vs. Oklahoma (11/23/17)

ASSISTS

Season: 3 vs. Fresno State (11/17/17)

Career: 3 vs. Fresno State (11/17/17)

STEALS

Season: 2 (2x), last vs. Oral Roberts (12/19/17)

Career: 3 vs. No. 1 North Carolina (03/19/17)

BLOCKS

Season: 5 vs. North Carolina (11/24/17)

Career: 5 vs. North Carolina (11/24/17)

MINUTES

Season: 28 vs. Fresno State (11/17/17)

Career: 28 vs. Fresno State (11/17/17)

CAREER STATISTICS AT ARKANSAS »

			Total		3-Point		F-Throws		Rebounds												Scoring	
Season	gp-gs	min/avg	fg-fga	pct	fg-fga	pct	ft-fa	pct	off	def	tot	avg	pf	fo	ast	to	blk	stl	pts	avg		
2016-17	27-2	200/7.4	22-39	.564	0-0	.000	6-19	.316	13	22	35	1.3	29	0	7	11	7	14	50	1.9		
2017-18	16-8	256/16.0	40-69	.580	0-0	.000	11-20	.550	21	32	53	3.3	32	1	13	11	18	8	91	5.7		
TOTAL	43-10	456/10.6	62-108	.574	0-0	.000	17-39	.436	34	54	88	2.0	61	1	20	22	25	22	141	3.3		

DARYL MACON



#4 | Senior | Guard | 6-3 | 185 | Little Rock, Ark. | Holmes CC

MACON'S NEWS & NOTES »

- Named to preseason coaches All-SEC second team.
- Ranks second in the SEC in three-point field goal percentage at 43.8, shooting 42-of-96 from behind the arc.
- Has three 20-point efforts in the last seven games, including two against SEC teams.
- Named SEC Player of the Week on Jan. 1, joining Scotty Thurman as the only Razorback players to ever earn the award twice in a three-week span.
- Is one of four players in program history to earn SEC Player of the Week three times in a career.
- Led Arkansas over No. 19 Tennessee with a career-high 33 points on 10-of-18 shooting, including 5-of-9 from behind the arc.
- Has made 4+ three pointers in a game six times this season, including four of the last seven games.
- Scored 13 of Arkansas' program record 22 pts in OT vs. Tennessee, going 3-3 from the floor, including 6-6 from the line.
- In the last eight games, Macon has 42 assists to just 12 turnovers in 296 minutes of action.
- Combined with Jaylen Barford to score 61 points, including 31 of Arkansas' final 41, to defeat No. 19 Tennessee.
- Has three games of 5+ assists in the last eight contests, including tying his career high (8) twice.
- Named SEC Player of the Week (Dec. 18) after posting 25 points, 5 assists and 3 steals in North Little Rock against Troy.
- Against CSU Bakersfield, became first player in 20 years to record 15+ pts, 8+ assists and zero turnovers.
- Despite being held scoreless in the first half against Minnesota, Macon assisted on seven baskets.
- Led the team with 13 three-plus assist games a year ago, has eight this season.
- Is one of four Razorbacks in the SEC era to score 30 points in a game off the bench.

GAME-BY-GAME STATS »

#04 Daryl Macon

Opponent	Date	gs	min	Total		3-Pointers		Free throws		Rebounds				pf	a	t/o	blk	stl	pts	avg	
				fg	fga	pct	3fg	3fga	pct	ft	ftr	pct	off								def
SAMFORD	11/10/17	*	30	5-9	.556	4-7	.571	2-2	1.000	0	3	3	3.0	2	8	1	0	2	16	16.0	
BUCKNELL	11/12/17	*	29	8-15	.533	3-6	.500	2-2	1.000	1	1	2	2.5	2	4	3	0	1	21	18.5	
FRESNO STATE	11/17/17	*	34	3-10	.300	1-3	.333	4-4	1.000	1	1	2	2.3	1	1	3	1	1	11	16.0	
vs Oklahoma	11/23/17	*	34	7-13	.538	6-8	.750	7-7	1.000	0	5	5	3.0	2	1	3	0	2	27	18.8	
vs North Carolina	11/24/17	*	23	2-11	.182	1-5	.200	2-2	1.000	0	1	1	2.6	0	2	1	0	1	7	16.4	
vs UCONN	11/26/17	*	26	5-9	.556	2-4	.500	4-6	.667	0	3	3	2.7	1	2	1	0	1	16	16.3	
at Houston	12/02/17	*	29	3-10	.300	1-4	.250	3-5	.600	0	0	0	2.3	2	1	2	0	0	10	15.4	
COLORADO STATE	12/05/17	*	26	4-8	.500	0-4	.000	1-1	1.000	0	0	0	2.0	2	7	1	0	2	9	14.6	
MINNESOTA	12/09/17	*	30	4-12	.333	2-8	.250	2-3	.667	0	2	2	2.0	2	8	2	0	2	12	14.3	
vs Troy	12/16/17	*	30	8-14	.571	5-9	.556	4-4	1.000	0	3	3	2.1	2	5	0	0	3	25	15.4	
ORAL ROBERTS	12/19/17	*	27	4-10	.400	4-9	.444	2-2	1.000	0	3	3	2.2	1	3	0	1	1	14	15.3	
CSU BAKERSFIELD	12/27/17	*	31	4-6	.667	2-4	.500	6-8	.750	0	3	3	2.3	2	8	0	0	2	16	15.3	
TENNESSEE	12/30/17	*	41	10-18	.556	5-9	.556	8-8	1.000	0	3	3	2.3	1	3	3	0	0	33	16.7	
at Mississippi State	01/02/18	*	37	9-12	.750	5-7	.714	1-3	.333	2	3	5	2.5	2	2	2	0	0	24	17.2	
at Auburn	01/06/18	*	38	3-11	.273	0-5	.000	4-4	1.000	0	2	2	2.5	0	2	1	0	3	10	16.7	
LSU	01/10/18	*	34	2-7	.286	1-4	.250	4-5	.800	0	4	4	2.6	2	4	3	0	0	9	16.3	
Totals			16	499	81-175	.463	42-96	.438	56-66	.848	4	37	41	2.6	24	61	26	2	21	260	16.3

Games played: 16
Minutes/game: 31.2
Points/game: 16.3
FG Pct: 46.3
3FG Pct: 43.8
FT Pct: 84.8

Rebounds/game: 2.6
Assists/game: 3.8
Turnovers/game: 1.6
Assist/turnover ratio: 2.3
Steals/game: 1.3
Blocks/game: 0.1

PERSONAL BESTS »

POINTS

Season: 33 vs. Tennessee (12/30/17)
Career: 33 vs. Tennessee (12/30/17)

FIELD GOALS

Season: 9 at Mississippi State (01/02/18)
Career: 10 vs. Ole Miss (02/18/17)

FIELD GOALS ATTEMPTED

Season: 18 vs. Tennessee (12/30/17)
Career: 18 vs. Tennessee (12/30/17)

3-POINT FIELD GOALS

Season: 6 vs. Oklahoma (11/23/17)
Career: 6 (2x), last vs. Oklahoma (11/23/17)

3-POINT FG ATTEMPTS

Season: 9 (3x), last vs. Tennessee (12/30/17)
Career: 9 (3x), last vs. Tennessee (12/30/17)

FREE THROWS MADE

Season: 8 vs. Tennessee (12/30/17)
Career: 14 vs. Texas (12/17/16)

FREE THROWS ATTEMPTS

Season: 8 (2x), last vs. Tennessee (12/30/17)
Career: 14 vs. Texas (12/17/16)

REBOUNDS

Season: 5 (2x), last at Mississippi State (01/02/18)
Career: 7 (2x) last vs. LSU (01/21/17)

ASSISTS

Season: 8 (3x), last vs. CSU Bakersfield (12/27/17)
Career: 8 (3x), last vs. CSU Bakersfield (12/27/17)

STEALS

Season: 3 (2x), last at Auburn (01/06/18)
Career: 4 vs. Fort Wayne (11/11/16)

BLOCKS

Season: 1 (2x), last vs. Oral Roberts (12/19/17)
Career: 1 (4x), last vs. Oral Roberts (12/19/17)

MINUTES

Season: 41 vs. Tennessee (12/30/17)
Career: 41 vs. Tennessee (12/30/17)

CAREER STATISTICS AT ARKANSAS »

			Total		3-Point		F-Throws		Rebounds											Scoring	
Season	gp-gs	min/avg	fg-fga	pct	fg-fga	pct	ft-fa	pct	off	def	tot	avg	pf	fo	ast	to	blk	stl	pts	avg	
2016-17	36-21	908/25.2	141-311	.453	65-168	.387	136-157	.866	19	76	95	2.6	65	1	80	65	2	41	483	13.4	
2017-18	16-16	499/31.2	81-175	.463	42-96	.438	56-66	.848	4	37	41	2.6	24	0	61	26	2	21	260	16.3	
TOTAL	52-37	1407/27.1	222-486	.457	107-264	.405	192-223	.861	23	113	136	2.6	89	1	141	91	4	62	743	14.3	

ARLANDO COOK



#5 | Senior | Forward | 6-8 | 206 | St. Louis, Mo. | Connors State College

COOK'S NEWS & NOTES »

- Has pulled down multiple rebounds in seven of nine games played this season
- Tallied four points, five rebounds and two blocks at Auburn.
- Had four points, two rebounds and a steal in 14 minutes in Arkansas' win over No. 14 Minnesota.
- In his first game back this season against Colorado State, tallied four rebounds and tied his career high with two assists in 15 minutes of action.
- Had eight points in the first half at Auburn last season, going 3-for-3 from the floor and 2-for-2 from the charity stripe.
- Had a season-high seven rebounds at Texas A&M in Arkansas' comeback win over the Aggies last year.
- Had a rebound in 30 games and scored in 24 of 36 games last season.
- Had a career-high three blocks and six rebounds against Sam Houston State in 15 minutes of action a year ago.
- Went 4-for-4 from the charity stripe in the final two minutes against Texas.

GAME-BY-GAME STATS »

#05 Arlando Cook

Opponent	Date	gs	min	Total		3-Pointers		Free throws		Rebounds				pf	a	t/o	blk	stl	pts	avg
				fg-fga	pct	3fg-fga	pct	ft-fa	pct	off	def	tot	avg							
SAMFORD	11/10/17		dnp	-	-	-	-	-	-	-	-	-	-	-	-	-	-	-	-	
BUCKNELL	11/12/17		dnp	-	-	-	-	-	-	-	-	-	-	-	-	-	-	-	-	
FRESNO STATE	11/17/17		dnp	-	-	-	-	-	-	-	-	-	-	-	-	-	-	-	-	
vs Oklahoma	11/23/17		dnp	-	-	-	-	-	-	-	-	-	-	-	-	-	-	-	-	
vs North Carolina	11/24/17		dnp	-	-	-	-	-	-	-	-	-	-	-	-	-	-	-	-	
vs UCONN	11/26/17		dnp	-	-	-	-	-	-	-	-	-	-	-	-	-	-	-	-	
at Houston	12/02/17		dnp	-	-	-	-	-	-	-	-	-	-	-	-	-	-	-	-	
COLORADO STATE	12/05/17	15		0-3	.000	0-0	.000	0-0	.000	1	3	4	4.0	1	2	0	0	1	0	
MINNESOTA	12/09/17	14		1-1	1.000	0-0	.000	2-2	1.000	1	1	2	3.0	2	0	0	0	1	4	
vs Troy	12/16/17	9		0-1	.000	0-0	.000	0-0	.000	0	3	3	3.0	0	1	0	0	0	1	
ORAL ROBERTS	12/19/17	13		3-5	.600	0-0	.000	0-0	.000	0	1	1	2.5	0	1	1	0	1	6	
CSU BAKERSFIELD	12/27/17	10		1-2	.500	0-0	.000	0-0	.000	1	1	2	2.4	0	0	0	0	0	2	
TENNESSEE	12/30/17	13		0-0	.000	0-0	.000	1-2	.500	0	2	2	2.3	1	0	0	0	0	1	
at Mississippi State	01/02/18	4		1-3	.333	0-0	.000	0-0	.000	0	0	0	2.0	2	0	0	0	0	2	
at Auburn	01/06/18	10		2-3	.667	0-0	.000	0-0	.000	2	3	5	2.4	0	1	0	2	0	4	
LSU	01/10/18	13		0-0	.000	0-0	.000	0-0	.000	1	3	4	2.6	0	1	1	0	0	2	
Totals		0	101	8-18	.444	0-0	.000	3-4	.750	6	17	23	2.6	6	6	2	2	3	19	

Games played: 9
Minutes/game: 11.2
Points/game: 2.1
FG Pct: 44.4
FT Pct: 75.0

Rebounds/game: 2.6
Assists/game: 0.7
Turnovers/game: 0.2
Assist/turnover ratio: 3.0
Steals/game: 0.3
Blocks/game: 0.2

PERSONAL BESTS »

POINTS

Season: 6 vs. Oral Roberts (12/19/17)
Career: 9 vs. Southern Illinois (11/14/16)

FIELD GOALS

Season: 3 vs. Oral Roberts (12/19/17)
Career: 4 vs. Southern Illinois (11/14/16)

FIELD GOALS ATTEMPTED

Season: 5 vs. Oral Roberts (12/19/17)
Career: 8 vs. Southern Illinois (11/14/16)

3-POINT FIELD GOALS

Season: --
Career: --

3-POINT FG ATTEMPTS

Season: --
Career: --

FREE THROWS MADE

Season: 2 vs. Minnesota (12/09/17)
Career: 4 (3x), last vs. LSU (01/21/17)

FREE THROWS ATTEMPTS

Season: 2 (2x), last vs. Tennessee (12/30/17)
Career: 7 vs. LSU (01/21/17)

REBOUNDS

Season: 5 at Auburn (01/06/18)
Career: 7 at Texas A&M (01/17/17)

ASSISTS

Season: 2 vs. Colorado State (12/05/17)
Career: 2 (4x), last vs. Colorado State (12/05/17)

STEALS

Season: 1 (3x), last vs. Oral Roberts (12/19/17)
Career: 2 (2x), last at Texas A&M (01/17/17)

BLOCKS

Season: 2 at Auburn (01/06/18)
Career: 3 vs. Sam Houston State (12/22/16)

MINUTES

Season: 15 vs. Colorado State (12/05/17)
Career: 21 (2x), last at Texas A&M (01/17/17)

CAREER STATISTICS AT ARKANSAS »

			Total		3-Point		F-Throws		Rebounds											Scoring	
Season	gp-gs	min/avg	fg-fga	pct	fg-fga	pct	ft-fa	pct	off	def	tot	avg	pf	fo	ast	to	blk	stl	pts	avg	
2016-17	36-7	406/11.3	39-89	.438	0-0	.000	24-37	.649	29	54	83	2.3	63	1	12	23	14	10	102	2.8	
2017-18	9-0	101/11.2	8-18	.444	0-0	.000	3-4	.750	6	17	23	2.6	6	0	6	2	2	3	19	2.1	
TOTAL	45-7	507/11.3	47-107	.439	0-0	.000	27-41	.659	35	71	106	2.4	69	1	18	25	16	13	121	2.7	

DANIEL GAFFORD



#10 | Freshman | Forward | 6-11 | 234 | El Dorado, Ark. | El Dorado HS

GAFFORD'S NEWS & NOTES »

- Ranks 21st in the country, 2nd in the SEC, in FG pct at 65.5 percent. He is 2nd among freshmen in the nation.
- That mark currently ranks 9th in school history for a season and 2nd among Razorback freshmen.
- Averaging 12.0 points and 5.5 rebounds against SEC teams, scoring 15+ points in two of his first four SEC games.
- Only Razorback in the last 20 years to post 15 points, 8 rebounds and 5 blocks in his SEC debut.
- Named SEC Freshman of the Week (Dec. 11), following a 13-of-17 combined effort over CSU and Minnesota.
- Seventh Razorback player in the last 30 years to go 8-of-8 or better from the floor, after going 8-of-8 with 3 dunks against No. 14 Minnesota, scoring 16 points, 7 rebs and a career-high 6 blocks.
- Against Fresno State (Nov. 17), Daniel Gafford became the first Razorback in 22 years to record 25+ points, 8+ rebounds and 3+ blocks coming off the bench (via @HogStats).
- Two-time All-State, All-Conference and All-County selection at El Dorado High School.
- Was named second team All-Arkansas Democrat-Gazette in 2016, as a junior.
- Led the Wildcats to a 28-5 record and a trip to the 6A State Title game as a senior.
- Rated as a four-star player by ESPN, 247Sports.com, Rivals.com, Scout.com, and Future150.com.
- Consensus top-50 player, rated as high as No. 33 in the 2017 class by Rivals.com.
- Averaged 17.4 points, 16 rebounds, 7.7 blocks, 2.5 steals and 1.4 assists per game as a senior.
- Tallied 11 triple-doubles and 18 double-doubles in his final year at El Dorado.
- Scored in double figures in 31 of 33 games, including nine 20-point games and 2 games of 30 points or more.

GAME-BY-GAME STATS »

#10 Daniel Gafford

Opponent	Date	gs	min	Total		3-Pointers		Free throws		Rebounds				pf	a	t/o	blk	stl	pts	avg
				fg-fga	pct	3fg-fga	pct	ft-fta	pct	off	def	tot	avg							
SAMFORD	11/10/17	17	4-6	.667	0-0	.000	2-5	.400	2	2	4	4.0	5	2	0	3	0	10	10.0	
BUCKNELL	11/12/17	16	5-7	.714	0-0	.000	5-5	1.000	2	1	3	3.5	5	0	0	0	0	15	12.5	
FRESNO STATE	11/17/17	30	9-11	.818	0-0	.000	7-10	.700	0	8	8	5.0	3	1	1	3	2	25	16.7	
vs Oklahoma	11/23/17	25	4-6	.667	0-0	.000	5-6	.833	0	8	8	5.8	4	2	3	1	2	13	15.8	
vs North Carolina	11/24/17	15	2-4	.500	0-0	.000	1-2	.500	2	4	6	5.8	4	0	0	2	1	5	13.6	
vs UCONN	11/26/17	14	3-4	.750	0-0	.000	3-6	.500	1	4	5	5.7	5	0	3	0	0	9	12.8	
at Houston	12/02/17	18	1-4	.250	0-0	.000	3-4	.750	3	3	6	5.7	2	1	1	0	1	5	11.7	
COLORADO STATE	12/05/17	16	5-9	.556	0-0	.000	4-7	.571	2	4	6	5.8	2	0	0	2	1	14	12.0	
MINNESOTA	12/09/17	*	21	8-8	1.000	0-0	.000	0-3	.000	2	5	7	5.9	4	1	1	6	0	16	12.4
vs Troy	12/16/17	*	24	4-6	.667	0-0	.000	2-6	.333	1	5	6	5.9	4	1	0	3	0	10	12.2
ORAL ROBERTS	12/19/17	*	22	5-7	.714	0-0	.000	2-3	.667	2	2	4	5.7	1	4	1	2	0	12	12.2
CSU BAKERSFIELD	12/27/17	*	22	2-7	.286	0-0	.000	2-4	.500	2	10	12	6.3	4	0	1	1	2	6	11.7
TENNESSEE	12/30/17	*	33	6-8	.750	0-0	.000	3-9	.333	3	5	8	6.4	4	0	1	5	0	15	11.9
at Mississippi State	01/02/18	*	32	8-11	.727	0-0	.000	1-3	.333	1	4	5	6.3	3	2	3	1	0	17	12.3
at Auburn	01/06/18	*	17	3-7	.429	0-0	.000	2-5	.400	2	2	4	6.1	4	0	0	1	0	8	12.0
LSU	01/10/18	*	24	3-5	.600	0-0	.000	2-5	.400	1	4	5	6.1	3	2	2	3	1	8	11.8
Totals		8	346	72-110	.655	0-0	.000	44-83	.530	26	71	97	6.1	57	16	17	33	10	188	11.8

Games played: 16
Minutes/game: 21.6
Points/game: 11.8
FG Pct: 65.5
FT Pct: 53.0

Rebounds/game: 6.1
Assists/game: 1.0
Turnovers/game: 1.1
Assist/turnover ratio: 0.9
Steals/game: 0.6
Blocks/game: 2.1

PERSONAL BESTS »

POINTS

Season: 25 vs. Fresno State (11/17/17)

Career: 25 vs. Fresno State (11/17/17)

FIELD GOALS

Season: 9 vs. Fresno State (11/17/17)

Career: 9 vs. Fresno State (11/17/17)

FIELD GOALS ATTEMPTED

Season: 11 (2x), last at Mississippi State (01/02/18)

Career: 11 (2x), last at Mississippi State (01/02/18)

3-POINT FIELD GOALS

Season: --

Career: --

3-POINT FG ATTEMPTS

Season: --

Career: --

FREE THROWS MADE

Season: 7 vs. Fresno State (11/17/17)

Career: 7 vs. Fresno State (11/17/17)

FREE THROWS ATTEMPTS

Season: 10 vs. Fresno State (11/17/17)

Career: 10 vs. Fresno State (11/17/17)

REBOUNDS

Season: 12 vs. CSU Bakersfield (12/27/17)

Career: 12 vs. CSU Bakersfield (12/27/17)

ASSISTS

Season: 4 vs. Oral Roberts (12/19/17)

Career: 4 vs. Oral Roberts (12/19/17)

STEALS

Season: 2 (3x), last vs. CSU Bakersfield (12/27/17)

Career: 2 (3x), last vs. CSU Bakersfield (12/27/17)

BLOCKS

Season: 6 vs. Minnesota (12/09/17)

Career: 6 vs. Minnesota (12/09/17)

MINUTES

Season: 33 vs. Tennessee (12/30/17)

Career: 33 vs. Tennessee (12/30/17)

CAREER STATISTICS AT ARKANSAS »

Season	gp-gs	min/avg	Total fg-fga	pct	3-Point fg-fga	pct	F-Throws ft-fa	pct	Rebounds off def tot	avg	pf	fo	ast	to	blk	stl	Scoring pts	avg
2017-18	16-8	346/21.6	72-110	.655	0-0	.000	44-83	.530	26	71	97	6.1	57	3	16	17	188	11.8
TOTAL	16-8	346/21.6	72-110	.655	0-0	.000	44-83	.530	26	71	97	6.1	57	3	16	17	188	11.8

DUSTIN THOMAS



#13 | Senior | Forward | 6-8 | 225 | Texarkana, Texas | Colorado

THOMAS' NEWS & NOTES »

- Recorded his first double-digit scoring effort of the year and fifth as a Razorback vs CSU Bakersfield, tallying 10 points, all in the first half.
- Has four-plus rebounds in eight of 13 games played this season to rank T-3rd on the team in rebound percentage at 4.2 boards per game.
- In his first game this season, Thomas brought down a team-high nine rebounds to tie his career high.
- Has 3+ rebounds in 20 of the last 30 games.
- Scoring nine points off the bench at LSU on Feb. 11 and pulled down a career and team-high nine rebounds to go along with three steals.
- Averaged 4.0 points and 2.5 rebounds per game over two years at Colorado.

GAME-BY-GAME STATS »

#13 Dustin Thomas

Opponent	Date	gs	min	Total		3-Pointers		Free throws		Rebounds				pf	a	t/o	blk	stl	pts	avg
				fg-fga	pct	3fg-fga	pct	ft-fa	pct	off	def	tot	avg							
SAMFORD	11/10/17	dnp		-	-	-	-	-	-	-	-	-	-	-	-	-	-	-	-	
BUCKNELL	11/12/17	dnp		-	-	-	-	-	-	-	-	-	-	-	-	-	-	-	-	
FRESNO STATE	11/17/17	dnp		-	-	-	-	-	-	-	-	-	-	-	-	-	-	-	-	
vs Oklahoma	11/23/17	23	1-2	.500	0-0	.000	3-4	.750	3	6	9	9.0	4	0	3	0	1	5	5.0	
vs North Carolina	11/24/17	22	1-4	.250	0-0	.000	0-0	.000	2	2	4	6.5	3	0	2	0	1	2	3.5	
vs UCONN	11/26/17	15	1-2	.500	0-0	.000	5-6	.833	1	3	4	5.7	2	0	2	0	1	7	4.7	
at Houston	12/02/17	28	3-6	.500	0-1	.000	3-4	.750	2	4	6	5.8	2	0	0	0	1	9	5.8	
COLORADO STATE	12/05/17	* 16	2-4	.500	0-0	.000	2-2	1.000	0	2	2	5.0	2	2	0	0	0	6	5.8	
MINNESOTA	12/09/17	* 11	3-4	.750	0-0	.000	0-0	.000	0	2	2	4.5	3	2	0	0	0	6	5.8	
vs Troy	12/16/17	* 17	1-1	1.000	0-0	.000	0-0	.000	2	3	5	4.6	2	0	0	0	0	2	5.3	
ORAL ROBERTS	12/19/17	* 19	2-6	.333	0-0	.000	0-2	.000	0	1	1	4.1	2	3	0	0	0	4	5.1	
CSU BAKERSFIELD	12/27/17	* 20	4-6	.667	0-0	.000	2-2	1.000	2	4	6	4.3	2	0	1	0	2	10	5.7	
TENNESSEE	12/30/17	* 27	2-3	.667	0-0	.000	0-1	.000	1	6	7	4.6	5	1	1	0	0	4	5.5	
at Mississippi State	01/02/18	* 18	0-2	.000	0-0	.000	0-0	.000	1	4	5	4.6	2	4	1	0	0	0	5.0	
at Auburn	01/06/18	* 12	1-1	1.000	0-0	.000	2-3	.667	0	2	2	4.4	0	1	3	0	0	4	4.9	
LSU	01/10/18		4	0-2	.000	0-0	.000	0	.000	0	1	1	4.2	1	0	0	0	0	4.5	
Totals		8	232	21-43	.488	0-1	.000	17-24	.708	14	40	54	4.2	30	13	13	0	6	59	4.5

Games played: 13
Minutes/game: 17.8
Points/game: 4.5
FG Pct: 48.8
3FG Pct: 0.0
FT Pct: 70.8

Rebounds/game: 4.2
Assists/game: 1.0
Turnovers/game: 1.0
Assist/turnover ratio: 1.0
Steals/game: 0.5

PERSONAL BESTS »

POINTS

Season: 10 vs. CSU Bakersfield (12/27/17)

Career: 17 vs. USC (01/04/15)^

FIELD GOALS

Season: 4 vs. CSU Bakersfield (12/27/17)

Career: 6 (2x), last vs. Seton Hall (03/17/17)

FIELD GOALS ATTEMPTED

Season: 6 (3x), last vs. CSU Bakersfield (12/27/17)

Career: 9 vs. Seton Hall (03/17/17)

3-POINT FIELD GOALS

Season: --

Career: 3 vs. USC (01/04/15)^

3-POINT FG ATTEMPTS

Season: 1 at Houston (12/02/17)

Career: 3 (3x), last vs. USC (01/04/15)^

FREE THROWS MADE

Season: 5 vs. UConn (11/26/17)

Career: 6 vs. UT Arlington (11/18/16)

FREE THROWS ATTEMPTS

Season: 6 vs. UConn (11/26/17)

Career: 8 (3x), last vs. Mississippi State (01/10/17)

REBOUNDS

Season: 9 vs. Oklahoma (11/23/17)

Career: 9 (2x), last vs. Oklahoma (11/23/17)

ASSISTS

Season: 4 at Mississippi State (01/02/18)

Career: 4 (3x), last at Mississippi State (01/02/18)

STEALS

Season: 2 vs. CSU Bakersfield (12/27/17)

Career: 3 (2x), last at LSU (02/11/17)

BLOCKS

Season: --

Career: 2 (2x), last vs. California (02/12/15)^

MINUTES

Season: 28 at Houston (12/02/17)

Career: 31 vs. Seton Hall (03/17/17)

^ - at Colorado

CAREER STATISTICS AT ARKANSAS »

			Total		3-Point		F-Throws		Rebounds											Scoring	
Season	gp-gs	min/avg	fg-fga	pct	fg-fga	pct	ft-fa	pct	off	def	tot	avg	pf	fo	ast	to	blk	stl	pts	avg	
2016-17	36-27	648/18.0	72-148	.486	1-5	.200	46-70	.657	45	91	136	3.8	104	4	38	36	10	23	191	5.3	
2017-18	13-8	232/17.8	21-43	.488	0-1	.000	17-24	.708	14	40	54	4.2	30	1	13	13	0	6	59	4.5	
TOTAL	49-35	880/18.0	93-191	.487	1-6	.167	63-94	.670	59	131	190	3.9	134	5	51	49	10	29	250	5.1	

DARIOUSHALL



#20 | Freshman | Forward | 6-6 | 210 | Little Rock, Ark. | Mills Univ. Studies HS

HALL'S NEWS & NOTES »

- In a season-high 21 minutes at Auburn, Hall posted seven points, six rebounds and just one turnover.
- After averaging just 3.4 points per game, Hall broke his season high in the two games prior to SEC play, posting 11 (ORU) and 14 points (CSU Bakersfield) for his first two double-digit scoring efforts of his career.
- Had season highs in points (11), assists (3) and steals (2) against Oral Roberts.
- Leads the team with six charges taken.
- Three-time All-State and All-Conference selection at Mills University Studies High School.
- 2017 5A State Tournament MVP, after leading the Comets to a state championship.
- Led the Comets to a 31-2 record, averaging 14.8 pts, 8.0 rbd, 2.0 assists and 1.8 steals per game as a senior.
- Tallied 26 double-figure scoring games, including 10 double-doubles.
- Ranked the No. 4 player in the state and the No. 50 power forward in the 2017 class by 247Sports.com.
- Earned a four-star rating by ESPN, and three starts from Rivals.com, 247Sports, Scout and Future150.com.
- Participated in the Adidas Uprising Gauntlet, averaging 15.3 pts, 7.0 rbd, 2.2 steals and 1.0 assists in 11 games.

GAME-BY-GAME STATS »

#20 Darius Hall

Opponent	Date	gs	min	Total		3-Pointers		Free throws		Rebounds			pf	a	t/o	blk	stl	pts	avg	
				fg-fga	pct	3fg-fga	pct	ft-fga	pct	off	def	tot								avg
SAMFORD	11/10/17	12	1-4	.250	0-1	.000	1-2	.500	1	2	3	3.0	4	0	2	0	1	3	3.0	
BUCKNELL	11/12/17	17	3-5	.600	0-0	.000	0-0	.000	1	3	4	3.5	3	0	3	2	1	6	4.5	
FRESNO STATE	11/17/17	14	0-2	.000	0-1	.000	0-1	.000	0	3	3	3.3	2	1	1	0	1	0	3.0	
vs Oklahoma	11/23/17	7	0-1	.000	0-0	.000	1-2	.500	0	1	1	2.8	1	0	0	0	1	1	2.5	
vs North Carolina	11/24/17	5	1-2	.500	0-0	.000	1-1	1.000	1	0	1	2.4	1	0	0	0	0	3	2.6	
vs UCONN	11/26/17	14	3-3	1.000	1-1	1.000	0-0	.000	0	6	6	3.0	3	0	2	0	0	7	3.3	
at Houston	12/02/17	3	0-0	.000	0-0	.000	0-0	.000	0	1	1	2.7	0	0	1	0	0	0	2.9	
COLORADO STATE	12/05/17	18	3-7	.429	2-4	.500	0-0	.000	0	3	3	2.8	1	0	2	0	0	8	3.5	
MINNESOTA	12/09/17	8	1-2	.500	0-0	.000	0-0	.000	0	2	2	2.7	2	0	0	0	0	2	3.3	
vs Troy	12/16/17	12	2-2	1.000	0-0	.000	0-0	.000	0	2	2	2.6	4	0	0	1	0	4	3.4	
ORAL ROBERTS	12/19/17	15	4-6	.667	1-2	.500	2-2	1.000	2	1	3	2.6	2	3	2	0	2	11	4.1	
CSU BAKERSFIELD	12/27/17	17	4-8	.500	1-4	.250	5-9	.556	2	1	3	2.7	4	1	2	0	1	14	4.9	
TENNESSEE	12/30/17	3	0-0	.000	0-0	.000	0-0	.000	0	0	0	2.5	0	0	3	0	1	0	4.5	
at Mississippi State	01/02/18	6	1-2	.500	0-0	.000	0-0	.000	1	2	3	2.5	1	0	0	0	0	2	4.4	
at Auburn	01/06/18	21	3-3	1.000	0-0	.000	1-2	.500	1	5	6	2.7	1	0	1	0	0	7	4.5	
LSU	01/10/18	21	1-7	.143	0-3	.000	3-4	.750	3	2	5	2.9	1	1	1	0	0	5	4.6	
Totals		0	193	27-54	.500	5-16	.313	14-23	.609	12	34	46	2.9	30	6	20	3	8	73	4.6

Games played: 16
Minutes/game: 12.1
Points/game: 4.6
FG Pct: 50.0
3FG Pct: 31.3
FT Pct: 60.9

Rebounds/game: 2.9
Assists/game: 0.4
Turnovers/game: 1.3
Assist/turnover ratio: 0.3
Steals/game: 0.5
Blocks/game: 0.2

PERSONAL BESTS »

POINTS

Season: 14 vs. CSU Bakersfield (12/27/17)
Career: 14 vs. CSU Bakersfield (12/27/17)

FIELD GOALS

Season: 4 (2x), last vs. CSU Bakersfield (12/27/17)
Career: 4 (2x), last vs. CSU Bakersfield (12/27/17)

FIELD GOALS ATTEMPTED

Season: 8 vs. CSU Bakersfield (12/27/17)
Career: 8 vs. CSU Bakersfield (12/27/17)

3-POINT FIELD GOALS

Season: 2 vs. Colorado State (12/05/17)
Career: 2 vs. Colorado State (12/05/17)

3-POINT FG ATTEMPTS

Season: 4 (2x), last vs. CSU Bakersfield (12/27/17)
Career: 4 (2x), last vs. CSU Bakersfield (12/27/17)

FREE THROWS MADE

Season: 5 vs. CSU Bakersfield (12/27/17)
Career: 5 vs. CSU Bakersfield (12/27/17)

FREE THROWS ATTEMPTS

Season: 9 vs. CSU Bakersfield (12/27/17)
Career: 9 vs. CSU Bakersfield (12/27/17)

REBOUNDS

Season: 6 (2x), last at Auburn (01/06/18)
Career: 6 (2x), last at Auburn (01/06/18)

ASSISTS

Season: 3 vs. Oral Roberts (12/19/17)
Career: 3 vs. Oral Roberts (12/19/17)

STEALS

Season: 2 vs. Oral Roberts (12/19/17)
Career: 2 vs. Oral Roberts (12/19/17)

BLOCKS

Season: 2 vs. Bucknell (11/12/17)
Career: 2 vs. Bucknell (11/12/17)

MINUTES

Season: 21 (2x), last vs. LSU (01/10/18)
Career: 21 (2x), last vs. LSU (01/10/18)

CAREER STATISTICS AT ARKANSAS »

			Total		3-Point		F-Throws		Rebounds											Scoring	
Season	gp-gs	min/avg	fg-fga	pct	fg-fga	pct	ft-fga	pct	off	def	tot	avg	pf	fo	ast	to	blk	stl	pts	avg	
2017-18	16-0	193/12.1	27-54	.500	5-16	.313	14-23	.609	12	34	46	2.9	30	0	6	20	3	8	73	4.6	
TOTAL	16-0	193/12.1	27-54	.500	5-16	.313	14-23	.609	12	34	46	2.9	30	0	6	20	3	8	73	4.6	

GABE OSABUOHIE



#22 | Freshman | Forward | 6-8 | 219 | Toronto, Canada | Southwest Christian Academy

OSABUOHIE'S NEWS & NOTES »

- Pronounced oh-sah-BOY-en.
- Took two charges in the season-opener, four total this season, to rank tied for third on the team.
- Ranked the No. 5 player in the state of Arkansas & the No. 63 small forward in the country by 247Sports.com.
- Averaged 11 pts, seven rebounds and four assists as a senior for Little Rock's Southwest Christian Academy.
- Helped lead high school team to a 31-2 record and appearance at the NACA National Championships.
- Averaged 12 points and eight rebounds as a junior and played AAU with Grassroots Canada, before joining Team Loaded North Carolina on the Adidas Circuit the last two seasons.

GAME-BY-GAME STATS »

#22 Gabe Osabuohe

Opponent	Date	gs	min	Total		3-Pointers		Free throws		Rebounds				pf	a	t/o	blk	stl	pts	avg
				fg-fga	pct	3fg-fga	pct	ft-fta	pct	off	def	tot	avg							
SAMFORD	11/10/17	10	1-2	.500	0-0	.000	0-2	.000	0	0	0	0.0	1	0	1	0	0	2	2.0	
BUCKNELL	11/12/17	11	1-4	.250	0-1	.000	0-0	.000	1	1	2	1.0	1	0	0	0	0	2	2.0	
FRESNO STATE	11/17/17	5	0-1	.000	0-1	.000	0-2	.000	1	0	1	1.0	2	0	0	0	0	0	1.3	
vs Oklahoma	11/23/17	dnp	-	-	-	-	-	-	-	-	-	-	-	-	-	-	-	-	-	
vs North Carolina	11/24/17	dnp	-	-	-	-	-	-	-	-	-	-	-	-	-	-	-	-	-	
vs UCONN	11/26/17	8	0-1	.000	0-0	.000	0-0	.000	1	2	3	1.5	0	1	1	0	1	0	1.0	
at Houston	12/02/17	dnp	-	-	-	-	-	-	-	-	-	-	-	-	-	-	-	-	-	
COLORADO STATE	12/05/17	8	2-2	1.000	0-0	.000	0-0	.000	1	2	3	1.8	4	0	1	0	0	4	1.6	
MINNESOTA	12/09/17	dnp	-	-	-	-	-	-	-	-	-	-	-	-	-	-	-	-	-	
vs Troy	12/16/17	2	1-1	1.000	0-0	.000	0-1	.000	0	2	2	1.8	0	1	0	0	0	2	1.7	
ORAL ROBERTS	12/19/17	5	0-0	.000	0-0	.000	0-0	.000	0	0	0	1.6	0	0	0	0	0	0	1.4	
CSU BAKERSFIELD	12/27/17	2	0-0	.000	0-0	.000	0-0	.000	0	0	0	1.4	0	1	0	1	0	0	1.3	
TENNESSEE	12/30/17	dnp	-	-	-	-	-	-	-	-	-	-	-	-	-	-	-	-	-	
at Mississippi State	01/02/18	dnp	-	-	-	-	-	-	-	-	-	-	-	-	-	-	-	-	-	
at Auburn	01/06/18	dnp	-	-	-	-	-	-	-	-	-	-	-	-	-	-	-	-	-	
LSU	01/10/18	dnp	-	-	-	-	-	-	-	-	-	-	-	-	-	-	-	-	-	
Totals		0	51	5-11	.455	0-2	.000	0-5	.000	4	7	11	1.4	8	3	3	1	1	10	1.3

Games played: 8
Minutes/game: 6.4
Points/game: 1.3
FG Pct: 45.5
3FG Pct: 0.0
FT Pct: 0.0

Rebounds/game: 1.4
Assists/game: 0.4
Turnovers/game: 0.4
Assist/turnover ratio: 1.0
Steals/game: 0.1
Blocks/game: 0.1

PERSONAL BESTS »

POINTS

Season: 4 vs. Colorado State (12/05/17)

Career: 4 vs. Colorado State (12/05/17)

FIELD GOALS

Season: 2 vs. Colorado State (12/05/17)

Career: 2 vs. Colorado State (12/05/17)

FIELD GOALS ATTEMPTED

Season: 4 vs. Bucknell (11/12/17)

Career: 4 vs. Bucknell (11/12/17)

3-POINT FIELD GOALS

Season: --

Career: --

3-POINT FG ATTEMPTS

Season: 1 (2x), last vs. Fresno State (11/17/17)

Career: 1 (2x), last vs. Fresno State (11/17/17)

FREE THROWS MADE

Season: --

Career: --

FREE THROWS ATTEMPTS

Season: 2 (2x), last vs. Fresno State (11/17/17)

Career: 2 (2x), last vs. Fresno State (11/17/17)

REBOUNDS

Season: 3 (2x), last vs. Colorado State (12/05/17)

Career: 3 (2x), last vs. Colorado State (12/05/17)

ASSISTS

Season: 1 (3x), last vs. CSU Bakersfield (12/27/17)

Career: 1 (3x), last vs. CSU Bakersfield (12/27/17)

STEALS

Season: 1 vs. UConn (11/26/17)

Career: 1 vs. UConn (11/26/17)

BLOCKS

Season: 1 vs. CSU Bakersfield (12/27/17)

Career: 1 vs. CSU Bakersfield (12/27/17)

MINUTES

Season: 11 vs. Bucknell (11/12/17)

Career: 11 vs. Bucknell (11/12/17)

CAREER STATISTICS AT ARKANSAS »

Season	gp-gs	min/avg	Total fg-fga	pct	3-Point fg-fga	pct	F-Throws ft-fa	pct	Rebounds off def tot	avg	pf	fo	ast	to	blk	stl	Scoring pts	avg
2017-18	8-0	51/6.4	5-11	.455	0-2	.000	0-5	.000	4	7	11	1.4	8	0	3	3	10	1.3
TOTAL	8-0	51/6.4	5-11	.455	0-2	.000	0-5	.000	4	7	11	1.4	8	0	3	3	10	1.3

C.J. JONES



#23 | Sophomore | Guard | 6-5 | 175 | Birmingham, Ala. | Central Park Christian

JONES' NEWS & NOTES »

- In seven games prior to Christmas, Jones had six double-digit scoring efforts, going 23-of-45 from deep.
- In that seven-game stretch, Jones hit three-plus three-pointers six times, including two efforts of five makes.
- 114 of his 185 career points have come from made 3-pointers.
- Has seven double-figure scoring efforts through 16 games, after having two total last season in 21 games.
- Had a career-high five rebounds against Bucknell, to go along with seven points and one assist.
- After having six assists last season, Jones has 11 through 15 games this year.
- Played in 21 games as a freshman, averaging 2.4 points per contest.

GAME-BY-GAME STATS »

#23 C.J. Jones

Opponent	Date	gs	min	Total		3-Pointers		Free throws		Rebounds				pf	a	t/o	blk	stl	pts	avg
				fg-fga	pct	3fg-fga	pct	ft-fga	pct	off	def	tot	avg							
SAMFORD	11/10/17	21	4-7	.571	2-5	.400	0-0	.000	0	3	3	3.0	0	1	0	0	0	10	10.0	
BUCKNELL	11/12/17	20	3-8	.375	0-1	.000	1-1	1.000	0	5	5	4.0	0	1	0	0	1	7	8.5	
FRESNO STATE	11/17/17	16	3-6	.500	0-2	.000	0-0	.000	0	2	2	3.3	0	1	0	0	0	6	7.7	
vs Oklahoma	11/23/17	10	1-4	.250	0-2	.000	0-0	.000	0	1	1	2.8	1	0	1	0	0	2	6.3	
vs North Carolina	11/24/17	26	4-11	.364	4-10	.400	0-0	.000	0	2	2	2.6	1	0	0	0	1	12	7.4	
vs UCONN	11/26/17	21	5-8	.625	3-6	.500	6-6	1.000	0	1	1	2.3	1	1	0	0	1	19	9.3	
at Houston	12/02/17	20	4-9	.444	3-6	.500	0-0	.000	0	3	3	2.4	2	0	1	0	0	11	9.6	
COLORADO STATE	12/05/17	23	7-9	.778	3-5	.600	2-2	1.000	0	1	1	2.3	1	2	0	0	0	19	10.8	
MINNESOTA	12/09/17	15	5-7	.714	5-7	.714	0-0	.000	0	1	1	2.1	3	0	1	0	0	15	11.2	
vs Troy	12/16/17	17	2-5	.400	0-3	.000	2-2	1.000	0	2	2	2.1	0	1	1	1	1	6	10.7	
ORAL ROBERTS	12/19/17	19	5-10	.500	5-8	.625	0-0	.000	0	2	2	2.1	2	2	1	2	0	15	11.1	
CSU BAKERSFIELD	12/27/17	20	1-6	.167	1-5	.200	1-2	.500	0	2	2	2.1	1	0	1	0	1	4	10.5	
TENNESSEE	12/30/17	13	1-6	.167	0-3	.000	0-2	.000	1	2	3	2.2	1	0	0	1	0	2	9.8	
at Mississippi State	01/02/18	10	0-2	.000	0-0	.000	0-0	.000	0	1	1	2.1	2	0	1	0	0	0	9.1	
at Auburn	01/06/18	3	1-3	.333	0-2	.000	0-0	.000	1	0	1	2.0	0	2	0	0	0	2	8.7	
LSU	01/10/18	14	2-6	.333	0-3	.000	0-0	.000	0	0	0	1.9	2	0	1	0	0	4	8.4	
Totals		0	268	48-107	.449	26-68	.382	12-15	.800	2	28	30	1.9	17	11	8	4	5	134	8.4

Games played: 16
Minutes/game: 16.8
Points/game: 8.4
FG Pct: 44.9
3FG Pct: 38.2
FT Pct: 80.0

Rebounds/game: 1.9
Assists/game: 0.7
Turnovers/game: 0.5
Assist/turnover ratio: 1.4
Steals/game: 0.3
Blocks/game: 0.3

PERSONAL BESTS »

POINTS

Season: 19 (2x), last vs. Colorado State (12/05/17)
Career: 19 (2x), last vs. Colorado State (12/05/17)

FIELD GOALS

Season: 7 vs. Colorado State (12/05/17)
Career: 7 vs. Colorado State (12/05/17)

FIELD GOALS ATTEMPTED

Season: 11 vs. North Carolina (11/24/17)
Career: 11 vs. North Carolina (11/24/17)

3-POINT FIELD GOALS

Season: 5 (2x), last vs. Oral Roberts (12/19/17)
Career: 5 (2x), last vs. Oral Roberts (12/19/17)

3-POINT FG ATTEMPTS

Season: 10 vs. North Carolina (11/24/17)
Career: 10 vs. North Carolina (11/24/17)

FREE THROWS MADE

Season: 6 vs. UConn (11/26/17)
Career: 6 vs. UConn (11/26/17)

FREE THROWS ATTEMPTS

Season: 6 vs. UConn (11/26/17)
Career: 6 vs. UConn (11/26/17)

REBOUNDS

Season: 5 vs. Bucknell (11/12/17)
Career: 5 vs. Bucknell (11/12/17)

ASSISTS

Season: 2 (3x), last at Auburn (01/06/18)
Career: 2 (4x), last at Auburn (01/06/18)

STEALS

Season: 1 (4x), last vs. CSU Bakersfield (12/27/17)
Career: 1 (5x), last vs. CSU Bakersfield (12/27/17)

BLOCKS

Season: 2 vs. Oral Roberts (12/19/17)
Career: 3 vs. Austin Peay (12/03/16)

MINUTES

Season: 26 vs. North Carolina (11/24/17)
Career: 26 vs. North Carolina (11/24/17)

CAREER STATISTICS AT ARKANSAS »

			Total		3-Point		F-Throws		Rebounds												Scoring	
Season	gp-gs	min/avg	fg-fga	pct	fg-fga	pct	ft-fa	pct	off	def	tot	avg	pf	fo	ast	to	blk	stl	pts	avg		
2016-17	21-0	126/6.0	17-36	.472	12-24	.500	5-7	.714	0	13	13	0.6	11	0	6	4	5	1	51	2.4		
2017-18	16-0	268/16.8	48-107	.449	26-68	.382	12-15	.800	2	28	30	1.9	17	0	11	8	4	5	134	8.4		
TOTAL	37-0	394/10.6	65-143	.455	38-92	.413	17-22	.773	2	41	43	1.2	28	0	17	12	9	6	185	5.0		

ANTON BEARD



#31 | Senior | Guard | 6-0 | 185 | North Little Rock, Ark. | North Little Rock HS

BEARD'S NEWS & NOTES »

- One of four players on the team averaging double figures in scoring at 11.1 points per game.
- Has pulled down three-plus rebounds in 10 of the last 17 games, dating back to last year.
- Tied with Macon for the team lead in three-plus assist games with nine.
- Has finished in double figures 12 out of 16 games this season, including six games of 10+ points and 3+ rebounds.
- Scored in double figures five straight games to start the season, six times dating back to last season, for the longest streak in his career.
- Started 11 of 36 games played as a junior, averaging 7.2 points, 2.1 rebounds and 1.9 assists per game.
- Scored in double-figures in 15 games last year, including a season-high 16 in three contests against Sam Houston State (Dec. 22), at Tennessee (Jan. 3) and LSU (Jan. 21).
- Played 20 minute in the second round of the NCAA Tournament against No. 1 North Carolina, scoring 10 points and adding three assists.

GAME-BY-GAME STATS »

#31 Anton Beard

Opponent	Date	gs	min	Total		3-Pointers		Free throws		Rebounds											
				fg-fga	pct	3fg-fga	pct	ft-fta	pct	off	def	tot	avg	pf	a	tlo	blk	stl	pts	avg	
SAMFORD	11/10/17	*	26	5-10	.500	1-3	.333	3-3	1.000	1	1	2	2.0	1	6	2	0	1	14	14.0	
BUCKNELL	11/12/17	*	28	3-9	.333	0-3	.000	5-5	1.000	1	1	2	2.0	2	1	2	0	2	11	12.5	
FRESNO STATE	11/17/17	*	28	5-9	.556	1-3	.333	4-6	.667	0	3	3	2.3	3	3	0	0	1	15	13.3	
vs Oklahoma	11/23/17	*	35	4-12	.333	0-1	.000	6-6	1.000	1	2	3	2.5	2	3	3	0	1	14	13.5	
vs North Carolina	11/24/17	*	38	4-15	.267	2-6	.333	0-0	.000	0	3	3	2.6	3	4	3	0	1	10	12.8	
vs UCONN	11/26/17	*	27	2-6	.333	1-3	.333	4-4	1.000	1	3	4	2.8	2	4	1	0	0	9	12.2	
at Houston	12/02/17	*	33	4-10	.400	2-5	.400	3-5	.600	0	2	2	2.7	2	3	1	0	1	13	13.3	
COLORADO STATE	12/05/17	*	26	3-8	.375	1-4	.250	2-2	1.000	1	2	3	2.8	3	2	0	0	2	9	11.9	
MINNESOTA	12/09/17	*	31	4-9	.444	1-3	.333	1-2	.500	0	3	3	2.8	3	6	2	0	0	10	11.7	
vs Troy	12/16/17	*	28	5-10	.500	1-5	.200	0-0	.000	0	2	2	2.7	2	2	2	0	1	11	11.6	
ORAL ROBERTS	12/19/17	*	29	5-8	.625	2-3	.667	2-4	.500	3	1	4	2.8	3	4	1	0	2	14	11.8	
CSU BAKERSFIELD	12/27/17	*	26	4-12	.333	3-8	.375	4-4	1.000	1	2	3	2.8	3	1	1	1	0	15	12.1	
TENNESSEE	12/30/17	*	42	3-7	.429	2-3	.667	2-3	.667	0	4	4	2.9	5	1	2	0	1	10	11.9	
at Mississippi State	01/02/18	*	29	4-7	.571	1-2	.500	0-0	.000	0	1	1	2.8	2	3	2	0	2	9	11.7	
at Auburn	01/06/18	*	26	5-12	.417	1-5	.200	0-0	.000	0	1	1	2.7	4	1	1	0	0	11	11.7	
LSU	01/10/18	*	33	1-6	.167	0-2	.000	0-0	.000	0	0	0	2.5	3	1	0	0	0	2	11.1	
Totals			16	485	61-150	.407	19-59	.322	36-44	.818	9	31	40	2.5	43	45	23	1	15	177	11.1

Games played: 16
Minutes/game: 30.3
Points/game: 11.1
FG Pct: 40.7
3FG Pct: 32.2
FT Pct: 81.8

Rebounds/game: 2.5
Assists/game: 2.8
Turnovers/game: 1.4
Assist/turnover ratio: 2.0
Steals/game: 0.9
Blocks/game: 0.1

PERSONAL BESTS »

POINTS

Season: 15 (2x), last vs. CSU Bakersfield (12/27/17)
Career: 18 at Georgia (01/23/16)

FIELD GOALS

Season: 5 (5x), last at Auburn (01/06/18)
Career: 6 at Tennessee (01/03/17)

FIELD GOALS ATTEMPTED

Season: 15 vs. North Carolina (11/24/17)
Career: 15 vs. North Carolina (11/24/17)

3-POINT FIELD GOALS

Season: 3 vs. CSU Bakersfield (12/27/17)
Career: 4 at Ole Miss (02/14/15)

3-POINT FG ATTEMPTS

Season: 8 vs. CSU Bakersfield (12/27/17)
Career: 8 vs. CSU Bakersfield (12/27/17)

FREE THROWS MADE

Season: 6 vs. Oklahoma (11/23/17)
Career: 7 at Georgia (01/23/16)

FREE THROWS ATTEMPTS

Season: 6 (2x), last vs. Oklahoma (11/23/17)
Career: 9 at Georgia (01/23/16)

REBOUNDS

Season: 4 (3x), last vs. Tennessee (12/30/17)
Career: 7 vs. Delaware State (11/21/15)

ASSISTS

Season: 6 (2x), last vs. Minnesota (12/09/17)
Career: 7 vs. LSU (01/21/17)

STEALS

Season: 2 (4x), last at Mississippi State (01/02/18)
Career: 5 vs. Milwaukee (12/22/14)

BLOCKS

Season: 1 vs. CSU Bakersfield (12/27/17)
Career: 1 (3x), last vs. CSU Bakersfield (12/27/17)

MINUTES

Season: 42 vs. Tennessee (12/30/17)
Career: 42 vs. Tennessee (12/30/17)

CAREER STATISTICS AT ARKANSAS »

Season	gp-gs	min/avg	Total	3-Point	F-Throws	Rebounds													Scoring
			fg-fga	pct	fg-fga	pct	ft-fa	pct	off	def	tot	avg	pf	fo	ast	to	blk	stl	pts
2014-15	35-16	662/18.9	66-172	.384	31-88	.352	35-55	.636	31	36	67	1.9	84	4	53	32	0	35	198
2015-16	23-1	481/20.9	57-164	.348	19-66	.288	27-42	.643	13	40	53	2.3	53	2	41	17	2	24	160
2016-17	36-11	755/21.0	86-213	.404	32-90	.356	56-75	.747	29	46	75	2.1	69	2	70	37	1	39	260
2017-18	16-16	485/30.3	61-150	.407	19-59	.322	36-44	.818	9	31	40	2.5	43	1	45	23	1	15	177
TOTAL	110-44	2383/21.7	270-699	.386	101-303	.333	154-216	.713	82	153	235	2.1	249	9	209	109	4	113	795

GAME

1

Arkansas vs Samford
Nov. 10, 2017 at 7 p.m. at Fayetteville, Ark. (Bud Walton Arena)

Samford 56 • 0-1

#	Player	Total		3-Ptr	Rebounds			PF	TP	A	TO	Blk	Stl	Min
		FG-FGA	FG-FGA		Off	Def	Tot							
20	Alex Thompson	f	4-11	2-9	0-0	0	2	2	3	10	1	2	0	25
33	Wyatt Walker	c	2-7	0-0	0-0	2	2	4	3	4	0	2	0	15
00	Christen Cunningham	g	3-7	1-2	0-0	1	2	3	0	7	1	4	0	28
03	Josh Sharkey	g	2-7	0-1	2-3	1	2	3	3	6	4	6	0	24
22	D Denzel-Dyson	g	2-6	1-4	3-4	1	1	2	1	8	1	2	0	21
01	Kevin Nolan		1-2	1-2	0-0	0	1	1	0	3	0	0	0	5
02	Justin Coleman		2-8	1-4	1-2	1	1	2	2	6	3	1	0	23
04	Triston Chambers		2-5	2-5	0-0	1	0	1	2	6	0	0	0	19
13	Eric Adams		1-2	0-0	0-0	1	2	3	3	2	0	1	1	9
15	Stefan Lakic		0-3	0-2	2-2	1	0	1	0	2	0	0	0	10
24	Gerald Smith		0-0	0-0	0-0	0	0	0	0	0	1	0	0	1
55	Alex Peters		1-3	0-0	0-4	2	2	4	3	2	1	1	0	20
Team						4	2	6						
Totals			20-61	8-29	8-15	15	17	32	20	56	12	19	1	6 200
FG % 1st Half: 7-26 26.9% 2nd half: 13-35 37.1% Game: 20-61 32.8% Deadball Rebounds 4,3														
3FG % 1st Half: 2-12 16.7% 2nd half: 6-17 35.3% Game: 8-29 27.6%														
FT % 1st Half: 3-4 75.0% 2nd half: 5-11 45.5% Game: 8-15 53.3%														

Arkansas 95 • 1-0

#	Player	Total		3-Ptr	Rebounds			PF	TP	A	TO	Blk	Stl	Min
		FG-FGA	FG-FGA		Off	Def	Tot							
01	Trey Thompson	f	4-4	0-0	0-0	1	7	8	2	8	3	0	0	1 25
02	Adrio Bailey	f	7-8	0-0	1-1	2	4	6	0	15	1	3	2	1 25
00	Jaylen Barford	g	5-11	2-5	4-5	0	4	4	3	16	6	2	1	1 29
04	Daryl Macon	g	5-9	4-7	2-2	0	3	3	2	16	8	1	0	2 30
31	Anton Beard	g	5-10	1-3	3-3	1	1	2	1	14	6	2	0	1 26
10	Daniel Gafford		4-6	0-0	2-5	2	2	4	5	10	2	0	3	0 17
14	JT Plummer		0-0	0-0	0-0	0	0	0	0	0	0	0	0	0 2
15	Jonathan Holmes		0-2	0-1	1-2	0	0	1	0	1	1	0	0	0 3
20	Darius Hall		1-4	0-1	1-2	1	2	3	4	3	0	2	0	1 12
22	Gabe Osabuohien		1-2	0-0	0-2	0	0	0	1	2	0	1	0	0 10
23	C.J. Jones		4-7	2-5	0-0	0	3	3	0	10	1	0	0	0 21
Team						0	1	1						
Totals			36-63	9-22	14-22	7	28	35	18	95	28	11	6	7 200
FG % 1st Half: 18-30 60.0% 2nd half: 18-33 54.5% Game: 36-63 57.1% Deadball Rebounds 8,1														
3FG % 1st Half: 7-13 53.8% 2nd half: 2-9 22.2% Game: 9-22 40.9%														
FT % 1st Half: 4-6 66.7% 2nd half: 10-16 62.5% Game: 14-22 63.6%														

Officials: Tony Greene, K.B. Burdette Jr., Nathan Bemis
Technical fouls: Samford-None. Arkansas-None.
Attendance: 13407
Estimated Actual Attendance: 8,054
Fouled Out: Arkansas, #10, Gafford (1:35, 2H)

Score by periods	1st	2nd	Total
Samford	19	37	56
Arkansas	47	48	95

Last FG - SAM 2nd-00:34, AR 2nd-00:01.
Largest lead - SAM by 1 1st-16:52, AR by 44 2nd-12:09.
SAM led for 00:07. AR led for 38:45. Game was tied for 01:08.

Score tied - 1 time.
Lead changed - 2 times.

GAME

3

Arkansas vs Fresno State
Nov. 17, 2017 at 7 p.m. at Fayetteville, Ark. (Bud Walton Arena)

Fresno State 75 • 2-1

#	Player	Total		3-Ptr	Rebounds			PF	TP	A	TO	Blk	Stl	Min
		FG-FGA	FG-FGA		Off	Def	Tot							
11	BRYSON WILLIAMS	f	11-15	0-0	0-1	5	4	9	5	22	2	3	0	1 32
34	TRELL CARTER II	c	2-5	0-0	1-3	2	0	2	4	5	0	1	0	0 13
01	JARON HOPKINS	g	4-8	0-0	1-5	1	9	10	4	9	5	3	1	2 38
21	DESHON TAYLOR	g	4-14	1-5	10-10	0	4	4	2	19	1	3	0	0 33
22	RAY BOWLES	g	1-8	0-3	1-2	2	3	5	2	3	2	1	0	1 29
03	JOHNNY MCWILLIAMS		0-0	0-0	0-0	0	0	0	0	0	0	0	0	0 4
05	JAHEML TAYLOR		4-7	4-7	0-0	0	1	1	4	12	0	2	0	1 28
20	SAM BITTNER		1-2	1-1	0-0	1	3	4	4	3	1	1	0	0 16
32	NATE GRIMES		1-2	0-0	0-1	1	3	4	4	2	0	1	1	0 11
Team						0	1	1						
Totals			28-61	6-16	13-22	12	28	40	29	75	11	16	2	5 200
FG % 1st Half: 9-29 31.0% 2nd half: 19-32 59.4% Game: 28-61 45.9% Deadball Rebounds 4														
3FG % 1st Half: 2-8 25.0% 2nd half: 4-8 50.0% Game: 6-16 37.5%														
FT % 1st Half: 5-10 50.0% 2nd half: 8-12 66.7% Game: 13-22 59.1%														

Arkansas 83 • 3-0

#	Player	Total		3-Ptr	Rebounds			PF	TP	A	TO	Blk	Stl	Min
		FG-FGA	FG-FGA		Off	Def	Tot							
01	Trey Thompson	f	1-2	0-0	1-3	1	0	1	4	3	0	4	0	0 10
02	Adrio Bailey	f	1-2	0-0	3-4	2	3	5	3	5	3	0	2	0 28
00	Jaylen Barford	g	5-13	2-4	6-8	3	4	7	3	18	5	2	0	0 35
04	Daryl Macon	g	3-10	1-3	4-4	1	1	2	1	11	1	3	1	1 34
31	Anton Beard	g	5-9	1-3	4-6	0	3	3	3	15	3	0	0	1 28
10	Daniel Gafford		9-11	0-0	7-10	0	8	8	3	25	1	1	3	2 30
20	Darius Hall		0-2	0-1	0-1	0	3	3	2	0	1	1	0	1 14
22	Gabe Osabuohien		0-1	0-1	0-2	1	0	1	2	0	0	0	0	0 5
23	C.J. Jones		3-6	0-2	0-0	0	2	2	0	6	1	0	0	0 16
Team						1	0	1						
Totals			27-56	4-14	25-38	9	24	33	21	83	15	11	6	5 200
FG % 1st Half: 12-27 44.4% 2nd half: 15-29 51.7% Game: 27-56 48.2% Deadball Rebounds 5,2														
3FG % 1st Half: 3-9 33.3% 2nd half: 1-5 20.0% Game: 4-14 28.6%														
FT % 1st Half: 12-17 70.6% 2nd half: 13-21 61.9% Game: 25-38 65.8%														

Officials: Doug Simmons, Peter Juzenas, Robert Felder
Technical fouls: Fresno State-None. Arkansas-None.
Attendance: 15051
Estimated Actual Attendance: 12,227
Fouled Out: Fresno State #11, Williams (1:32, 2H)

Score by periods	1st	2nd	Total
Fresno State	25	50	75
Arkansas	39	44	83

Last FG - FS 2nd-00:06, AR 2nd-00:30.
Largest lead - FS by 6 1st-17:50, AR by 19 2nd-10:32.
FS led for 04:42. AR led for 35:05. Game was tied for 00:13.

Score tied - 0 times.
Lead changed - 1 time.

GAME

2

Arkansas vs Bucknell
Nov. 12, 2017 at 5 p.m. at Fayetteville, Ark. (Bud Walton Arena)

Bucknell 73 • 0-2

#	Player		Total		3-Ptr	Rebounds			PF	TP	A	TO	Blk	Stl	Min	
			FG-FGA	FG-FGA	FT-FTA	Off	Def	Tot								
23	Zach Thomas	f	7-13	5-7	5-9	3	7	10	1	24	3	4	1	0	30	
20	Nana Foulard	c	7-12	0-0	3-6	2	1	3	4	7	0	3	0	0	30	
01	Kimbal Mackenzie	g	1-5	1-3	0-0	0	0	0	2	3	1	1	0	0	13	
02	Stephen Brown	g	5-9	1-3	2-2	0	2	2	1	13	9	3	0	0	28	
11	Avi Toomer	g	3-7	2-5	0-0	0	1	1	4	8	0	2	0	1	25	
00	Paul Newman		0-0	0-0	0-0	0	1	1	0	0	0	1	0	0	2	
03	Jimmy Sotos		2-4	1-3	0-1	0	0	0	3	5	1	0	0	0	16	
04	Nate Sestina		0-2	0-1	0-0	2	2	4	2	0	0	1	0	0	14	
05	Jordan Sechan		0-1	0-1	0-0	0	0	0	0	0	0	0	0	0	1	
12	John Meeks		0-0	0-0	0-0	0	1	1	0	0	0	0	0	0	5	
13	Bruce Moore		0-2	0-1	0-0	0	0	0	2	0	0	0	2	1	15	
14	Ben Robertson		0-0	0-0	0-0	0	0	0	1	0	0	2	0	1	5	
15	Nate Jones		1-3	1-3	0-0	0	0	0	1	3	1	0	0	0	13	
22	Matt O'Reilly		0-0	0-0	0-0	0	0	0	0	0	0	0	0	0	3	
Team						3	0	3			1					
Totals				26-58	11-27	10-18	10	15	25	21	73	15	18	3	3	200
FG % 1st Half: 12-32 37.5%			2nd half: 14-26 53.8%			Game: 26-58 44.8%			Deadball Rebounds 3,2							
3FG % 1st Half: 6-16 37.5%			2nd half: 5-11 45.5%			Game: 11-27 40.7%										

GAME 5

Arkansas vs No. 9 North Carolina Nov. 24, 2017 at 12:30 p.m. at Portland, Ore. (Memorial Coliseum)

North Carolina 87 • 5-0

#	Player	Total		3-Ptr		Rebounds			PF	TP	A TO Blk Stl				Min
		FG-FGA	FG-FGA	FT-FTA	Off Def Tot	PF	TP	A TO Blk Stl							
15	Garrison Brooks	f	2-6	0-0	0-0	1 2 3	0 4	0 0 1 0	19						
32	Luke Maye	f	11-16	4-5	2-4	5 11 16	2 28	5 5 1 0	34						
01	Theo Pinson	g	3-6	0-1	3-4	1 3 4	3 9	2 5 3 0	33						
02	Joel Berry II	g	3-12	0-1	7-8	0 2 2	2 13	4 0 0 1	34						
24	Kenny Williams	g	7-12	3-5	2-2	0 8 8	3 19	1 2 1 1	35						
00	Seventh Woods		0-2	0-1	0-0	0 1 1	1 0	1 0 0 0	6						
03	Andrew Platek		1-2	0-1	0-0	0 0 0	2 2	0 1 0 0	7						
04	Brandon Robinson		2-4	0-0	1-1	2 4 6	2 5	0 0 0 0	15						
05	Jalek Felton		1-2	1-2	0-0	0 0 0	0 3	1 0 0 0	6						
21	Sterling Manley		1-1	0-0	2-2	0 2 2	0 4	0 2 0 0	8						
42	Brandon Huffman		0-0	0-0	0-0	0 0 0	0 0	0 0 0 0	3						
Team						2 2 4									
Totals			31-63	8-16	17-21	11 35 46	13 87	16 14 7 2	200						

FG % 1st Half: 13-27 48.1% 2nd half: 18-36 50.0% Game: 31-63 49.2% Deadball Rebounds 4,2
3FG % 1st Half: 4-8 50.0% 2nd half: 4-8 50.0% Game: 8-16 50.0%
FT % 1st Half: 7-11 63.6% 2nd half: 10-10 100.0% Game: 17-21 81.0%

Arkansas 68 • 4-1

#	Player	Total		3-Ptr		Rebounds			PF	TP	A TO Blk Stl				Min
		FG-FGA	FG-FGA	FT-FTA	Off Def Tot	PF	TP	A TO Blk Stl							
01	Trey Thompson	f	2-3	0-0	0-0	1 1 2	2 4	2 0 1 1	26						
02	Adrio Bailey	f	2-5	0-0	0-0	1 3 4	1 4	0 0 5 0	18						
00	Jaylen Barford	g	9-17	2-6	1-1	0 3 3	4 21	2 3 1 2	27						
04	Daryl Macon	g	2-11	1-5	2-2	0 1 1	0 7	2 1 0 1	23						
31	Anton Beard	g	4-15	2-6	0-0	0 3 3	3 10	4 3 0 1	38						
10	Daniel Gafford		2-4	0-0	1-2	2 4 6	4 5	0 0 2 1	15						
13	Dustin Thomas		1-4	0-0	0-0	2 2 4	3 2	0 2 0 1	22						
20	Darius Hall		1-2	0-0	1-1	1 0 1	1 3	0 0 0 0	5						
23	C.J. Jones		4-11	4-10	0-0	0 2 2	1 12	0 0 0 0	26						
Team						2 2 4									
Totals			27-72	9-27	5-8	9 21 30	19 68	10 9 9 8	200						

FG % 1st Half: 10-31 32.3% 2nd half: 17-41 41.5% Game: 27-72 37.5% Deadball Rebounds 2
3FG % 1st Half: 4-11 36.4% 2nd half: 5-16 31.3% Game: 9-27 33.3%
FT % 1st Half: 2-4 50.0% 2nd half: 3-4 75.0% Game: 5-8 62.5%

Officials: Roger Ayers, Randy McCall, A.J. DeSai
Technical fouls: North Carolina-None. Arkansas-None.
Attendance:

Score by periods	1st	2nd	Total
North Carolina	37	50	87
Arkansas	26	42	68

Points	In Paint	Off T/O	2nd Chance	Fast Break	Bench
NC	38	15	8	8	14
AR	28	15	6	2	22

Last FG - NC 2nd-00:44, AR 2nd-03:32.
Largest lead - NC by 19 2nd-00:24, AR by 6 1st-15:05.
NC led for 31:21. AR led for 07:25. Game was tied for 01:14.

Score tied - 1 time.
Lead changed - 1 time.

GAME 6

Arkansas vs UConn Nov. 26, 2017 at 2:44 p.m. at Portland, Ore. (Moda Center)

Arkansas 102 • 5-1

#	Player	Total		3-Ptr		Rebounds			PF	TP	A TO Blk Stl				Min
		FG-FGA	FG-FGA	FT-FTA	Off Def Tot	PF	TP	A TO Blk Stl							
00	Jaylen Barford	*	9-12	4-5	2-2	0 4 4	0 24	3 2 0 0	27						
01	Trey Thompson	*	0-1	0-0	1-2	0 3 3	1 1	5 0 0 0	19						
02	Adrio Bailey	*	4-7	0-0	0-1	2 2 4	2 8	0 0 1 1	24						
04	Daryl Macon	*	5-9	2-4	4-6	0 3 3	1 16	2 1 0 1	26						
31	Anton Beard	*	2-6	1-3	4-4	1 3 4	2 9	4 1 0 0	27						
10	Daniel Gafford		3-4	0-0	3-6	1 4 5	5 9	0 3 0 0	14						
13	Dustin Thomas		1-2	0-0	5-6	1 3 4	2 7	0 2 0 1	15						
14	JT Plummer		0-0	0-0	0-0	0 0 0	0 0	0 0 0 0	1						
15	Jonathan Holmes		1-2	0-0	0-0	1 0 1	0 2	0 1 0 0	4						
20	Darius Hall		3-3	1-1	0-0	0 6 6	3 7	0 2 0 0	14						
22	Gabe Osabuohien		0-1	0-0	0-0	1 2 3	0 0	1 1 0 1	8						
23	C.J. Jones		5-8	3-6	6-6	0 1 1	1 19	1 0 0 1	21						
Team						1 3 4		1							
Totals			33-55	11-19	25-33	8 34 42	17 102	16 14 1 5	200						

FG % 1st Half: 16-29 55.2% 2nd half: 17-26 65.4% Game: 33-55 60.0% Deadball Rebounds 4,1
3FG % 1st Half: 5-9 55.6% 2nd half: 6-10 60.0% Game: 11-19 57.9%
FT % 1st Half: 8-13 61.5% 2nd half: 17-20 85.0% Game: 25-33 75.8%

UConn 67 • 4-2

#	Player	Total		3-Ptr		Rebounds			PF	TP	A TO Blk Stl				Min
		FG-FGA	FG-FGA	FT-FTA	Off Def Tot	PF	TP	A TO Blk Stl							
00	Antwaine Anderson	*	3-8	1-4	3-5	0 2 2	4 10	2 2 0 1	36						
03	Alterique Gilbert	*	0-5	0-3	1-2	0 1 1	1 1	0 1 0 0	17						
04	Jalen Adams	*	10-21	4-10	1-3	0 3 3	4 25	3 4 0 4	36						
22	Terry Larrier	*	7-14	2-4	2-2	1 1 2	2 18	0 2 0 0	27						
25	Josh Carlton	*	0-0	0-0	1-2	1 1 2	2 1	2 4 0 0	16						
01	Christian Vital		1-7	0-4	4-4	2 2 4	3 6	1 0 0 2	25						
05	Isaiah Whaley		0-0	0-0	0-0	0 0 0	1 0	1 0 0 1	6						
11	Kwintin Williams		0-0	0-0	0-0	0 0 0	1 0	0 0 0 0	3						
12	Tyler Polley		1-2	0-1	0-0	0 0 0	2 2	0 0 0 0	15						
21	Mamadou Diarra		1-4	0-0	2-4	2 3 5	2 4	0 1 1 1	13						
31	Mike Noyes		0-0	0-0	0-0	0 0 0	0 0	0 0 0 0	1						
34	David Onuorah		0-0	0-0	0-0	0 2 2	4 0	0 0 0 0	5						
Team						2 3 5									
Totals			23-61	7-26	14-22	8 18 26	26 67	9 14 1 8	200						

FG % 1st Half: 11-28 39.3% 2nd half: 12-33 36.4% Game: 23-61 37.7% Deadball Rebounds 3
3FG % 1st Half: 3-12 25.0% 2nd half: 4-14 28.6% Game: 7-26 26.9%
FT % 1st Half: 6-11 54.5% 2nd half: 8-11 72.7% Game: 14-22 63.6%

Officials: Terry Wymer, Tony Padilla, Mark Schur
Technical fouls: Arkansas-TEAM. UCONN-None.
Attendance: 11571
Daniel Gafford (Ark) fouls out with 6:35 left in the 2nd half

Score by periods	1st	2nd	Total
Arkansas	45	57	102
UConn	31	36	67

Points	In Paint	Off T/O	2nd Chance	Fast Break	Bench
AR	38	20	9	13	44
UConn	28	16	7	3	12

Last FG - AR 2nd-00:56, UCONN 2nd-00:27.
Largest lead - AR by 42 2nd-02:03, UCONN None.
AR led for 39:49. UCONN led for 00:00. Game was tied for 00:11.

Score tied - 0 times.
Lead changed - 0 times.

GAME 7

Arkansas at Houston Dec. 2, 2017 at 6:30 p.m. at Houston, Texas (H&PE Arena)

Arkansas 65 • 5-2

#	Player	Total		3-Ptr		Rebounds			PF	TP	A TO Blk Stl				Min
		FG-FGA	FG-FGA	FT-FTA	Off Def Tot	PF	TP	A TO Blk Stl							
01	Trey Thompson	r	0-3	0-0	0-0	0 2 2	4 0	0 3 1 1	22						
02	Adrio Bailey	r	1-2	0-0	2-3	0 1 1	3 4	0 1 0 0	11						
00	Jaylen Barford	g	3-11	0-3	7-9	2 1 3	2 13	2 3 0 0	36						
04	Daryl Macon	g	3-10	1-4	3-5	0 0 0	2 10	1 2 0 0	29						
31	Anton Beard	g	4-10	2-5	3-5	0 2 2	2 13	3 1 0 1	33						
10	Daniel Gafford		1-4	0-0	3-4	3 3 6	2 5	1 1 0 1	18						
13	Dustin Thomas		3-6	0-1	3-4	2 4 6	2 9	0 0 0 1	28						
20	Darius Hall		0-0	0-0	0-0	0 1 1	0 0	0 1 0 0	3						
23	C.J. Jones		4-9	3-6	0-0	0 3 3	2 11	0 1 0 0	20						
Team						1 4 5									
Totals			19-55	6-19	21-30	8 21 29	19 65	7 13 1 4	200						

FG % 1st Half: 8-25 32.0% 2nd half: 11-30 36.7% Game: 19-55 34.5% Deadball Rebounds 7
3FG % 1st Half: 4-8 50.0% 2nd half: 2-11 18.2% Game: 6-19 31.6%
FT % 1st Half: 9-12 75.0% 2nd half: 12-18 66.7% Game: 21-30 70.0%

Houston 91 • 6-1

#	Player		Total		3-Ptr		Rebounds					PF	TP	A TO Blk Stl				Min
			FG-FGA	FG-FGA	FT-FTA	Off	Def	Tot	A	TO	Blk			Stl				
15	Devin Davis	r	10-14	1-2	7-8	4	6	10	4	28	2	1	2	0	32			
04	Brean Brady	r	0-4	0-0	4-4	0	4	4	3	4	0	2	2	1	16			
25	Corey Davis Jr.	g	5-12	5-11	2-3	0	2	2	4	17	3	2	0	2	37			
25	Jr., Galen Robinson	g	1-2	0-0	0-0	0	3	3	2	9	2	0	0	3	30			
32	Rob Gray	g	3-8	0-2	5-5	0	4	4	3	11	2	3	0	0	23			
02	Mike Adewunmi		0-2	0-1	0-0	0	1	1	0	0	0	0	0	0	2			
03	Armoni Brooks		3-4	3-4	2-2	0	1	1	0	11	1	0	0	1	11			
12	Wes Vanbeck		2-2	1-1	2-4	1	0	1	1	7	0	0	0	0	14			
13	Nura Zanna		2-3	0-0	1-2	1	6	7	5	5	1	1	0	0	16			
20	Gabe Grant		0-1	0-0	0-0	0	1	1	0	0	0	0	0	0	3			
31	Valentine Sangoyomi		0-1	0-0	0-0	0	0	0	0	0	1	0	0	0	3			
35	Fabian White Jr.		3-3	0-0	0-0	1	2	3	3	6	0	1	0	1	13			
	Team					1	0	1										
	Totals		29-56	10-21	23-28	8	30	38	26	91	19	12	4	8	200			

GAME 9 Arkansas vs No. 14 Minnesota Dec. 9, 2017 at 5:45 p.m. at Fayetteville, Ark. (Bud Walton Arena)

Minnesota 79 • 8-3

#	Player		Total		3-Ptr		Rebounds			PF	TP	A	TO	Blk	Stl	Min
			FG-FGA	FG-FGA	FT-FTA	Off	Def	Tot								
03	Jordan Murphy	f	7-13	0-0	6-11	4	6	10	4	20	1	3	0	0	36	
22	Reggie Lynch	c	1-3	0-0	3-4	1	2	3	4	5	0	2	1	1	14	
01	Dupree McBrayer	g	2-4	2-4	0-2	1	1	2	2	6	0	2	1	1	28	
02	Nate Mason	g	4-12	2-8	7-8	1	3	4	2	17	6	2	0	1	35	
05	Amir Coffey	g	6-11	1-3	5-6	1	5	6	1	18	1	1	0	0	35	
11	Isaiah Washington		3-10	0-2	1-1	0	3	3	1	7	1	0	0	0	18	
20	Davonte Fitzgerald		0-4	0-1	0-0	0	0	0	2	0	0	0	0	0	9	
41	Gaston Diedhiou		2-3	0-0	2-4	1	2	3	3	6	1	0	0	0	18	
42	Michael Hurt		0-1	0-1	0-1	0	3	3	0	0	0	0	0	0	7	
	Team					5	0	5								
Totals			25-61	5-19	24-37	14	25	39	19	79	10	10	2	3	200	

FG % 1st Half: 14-31 45.2% 2nd half: 11-30 36.7% Game: 25-61 41.0% Deadball Rebounds 9
3FG % 1st Half: 4-11 36.4% 2nd half: 1-8 12.5% Game: 5-19 26.3%
FT % 1st Half: 10-16 62.5% 2nd half: 14-21 66.7% Game: 24-37 64.9%

Arkansas 95 • 7-2

#	Player	Total		3-Ptr	Rebounds			PF	TP	A	TO	Blk	Stl	Min	
		FG-FGA	FG-FGA		FT-FTA	Off	Def								Tot
10	Daniel Gafford	f	8-8	0-0	0-3	2	5	7	4	16	1	1	6	0	21
13	Dustin Thomas	f	3-4	0-0	0-0	0	2	2	3	6	2	0	0	0	11
00	Jaylen Barford	g	9-15	2-5	2-3	0	4	4	1	22	4	0	1	0	36
04	Daryl Macon	g	4-12	2-8	2-3	0	2	2	2	12	8	2	0	2	30
31	Anton Beard	g	4-9	1-3	1-2	0	3	3	3	10	6	2	0	0	31
01	Trey Thompson		1-3	0-0	0-0	2	4	6	4	2	2	2	2	2	19
02	Adrio Bailey		3-7	0-0	0-0	1	1	2	3	6	0	0	0	0	15
05	Arlando Cook		1-1	0-0	2-2	1	1	2	2	4	0	0	0	1	14
20	Darius Hall		1-2	0-0	0-0	0	2	2	2	2	0	0	0	0	8
23	C.J. Jones		5-7	5-7	0-0	0	1	1	3	15	0	1	0	0	15
Team						2	0	2			1				
Totals			39-68	10-23	7-13	8	25	33	27	95	23	9	9	5	200

FG % 1st Half: 22-33 66.7% 2nd half: 17-35 48.6% Game: 39-68 57.4% Deadball Rebounds 2,1
3FG % 1st Half: 5-11 45.5% 2nd half: 5-12 41.7% Game: 10-23 43.5%
FT % 1st Half: 1-4 25.0% 2nd half: 6-9 66.7% Game: 7-13 53.8%

Officials: Pat Adams, Wil Howard, Peter Juzenas
Technical fouls: Minnesota-None. Arkansas-None.
Attendance: 17583

Score by periods				Points MINN	In Paint	Off T/O	2nd Chance	Fast Break	Bench
1st	2nd	Total							
Minnesota	42	37	79						
Arkansas	50	45	95	AR	46	17	15	11	29

Last FG - MINN 2nd-00:33, AR 2nd-00:47.
Largest lead - MINN None, AR by 19 2nd-07:59.
MINN led for 00:00. AR led for 39:19. Game was tied for 00:41.

Score tied - 0 times.
Lead changed - 0 times.

GAME 10 Arkansas vs Troy Dec. 16, 2017 at 7 p.m. at North Little Rock, Ark. (Verizon Arena)

Troy 63 • 5-6

#	Player		Total		3-Ptr	Rebounds			PF	TP	A	TO	Blk	Stl	Min	
			FG-FGA	FG-FGA	FT-FTA	Off	Def	Tot								
04	Jr, Juan Davis	f	3-11	2-7	1-2	0	6	6	3	9	0	2	1	0	36	
30	Alex Hicks	f	6-12	0-2	4-4	5	5	10	3	16	0	0	1	1	31	
00	Kevin Baker	g	0-9	0-5	1-4	0	2	2	2	1	2	4	0	1	23	
03	Wesley Person	g	5-15	4-11	11-13	0	5	5	1	25	4	2	0	0	36	
24	Shawn Hopkins	g	0-0	0-0	0-0	0	0	0	0	0	0	0	1	1	17	
01	Javan Johnson		1-2	1-2	0-0	0	1	1	2	3	0	2	0	0	6	
02	Darian Adams		0-2	0-1	0-0	1	2	3	0	0	0	0	0	1	21	
05	Malik Burnett		1-1	1-1	0-0	0	0	0	0	3	0	0	0	0	2	
11	Bj Miller		2-7	0-0	2-2	0	3	3	3	6	3	0	1	0	28	
22	Whit Moreman		0-0	0-0	0-0	0	0	0	0	0	0	0	0	0	0+	
Team						3	2	5								
Totals				18-59	8-29	19-25	9	26	35	14	63	9	10	4	4	200

FG % 1st Half: 9-32 28.1% 2nd half: 9-27 33.3% Game: 18-59 30.5% Deadball Rebounds 3
3FG % 1st Half: 5-18 27.8% 2nd half: 3-11 27.3% Game: 8-29 27.6%
FT % 1st Half: 2-4 50.0% 2nd half: 17-21 81.0% Game: 19-25 76.0%

Arkansas 88 • 8-2

#	Player	Total		3-Ptr	Rebounds			PF	TP	A	TO	Blk	Stl	Min	
		FG-FA	FG-FGA		FT-FTA	Off	Def								Tot
10	Daniel Gafford	f	4-6	0-0	2-6	1	5	6	4	10	1	0	3	0	24
13	Dustin Thomas	f	1-1	0-0	0-0	2	3	5	2	2	0	0	0	0	17
00	Jaylen Barford		2-11	1-5	2-4	1	6	7	1	7	5	0	0	1	30
04	Daryl Macon	g	8-14	5-9	4-4	0	3	3	2	25	5	0	0	3	30
31	Anton Beard	g	5-10	1-5	0-0	0	2	2	2	11	2	2	0	1	28
01	Trey Thompson		3-3	0-0	2-2	1	2	3	2	8	1	2	2	1	14
02	Adrio Bailey		5-8	0-0	0-0	3	3	6	3	10	2	1	1	0	16
05	Arlando Cook		0-1	0-0	0-0	0	3	3	0	0	1	0	0	0	9
15	Jonathan Holmes		1-2	1-1	0-0	0	0	0	0	3	0	0	0	0	1
20	Darius Hall		2-2	0-0	0-0	0	2	2	4	4	0	0	1	0	12
22	Gabe Osabuohien		1-1	0-0	0-1	0	2	2	0	2	1	0	0	0	2
23	C.J. Jones		2-5	0-3	2-2	0	2	2	0	6	1	1	1	1	17
	Team					0	1	1							
Totals			34-64	8-23	12-19	8	34	42	20	88	19	6	8	7	200

FG % 1st Half: 18-29 62.1% 2nd half: 16-35 45.7% Game: 34-64 53.1% Deadball Rebounds 3,1
3FG % 1st Half: 5-12 41.7% 2nd half: 3-11 27.3% Game: 8-23 34.8%
FT % 1st Half: 4-6 66.7% 2nd half: 8-13 61.5% Game: 12-19 63.2%

Officials: Karl Hess, Peter Juzenas, Glenn Tullt
Technical fouls: Troy-Kevin Baker. Arkansas-None.
Attendance: 16416

Score by periods				Points TROY	In Paint	Off T/O	2nd Chance	Fast Break	Bench
1st	2nd	Total							
Troy	25	38	63						
Arkansas	45	43	88	AR	50	17	12	19	33

Last FG - TROY 2nd-00:26, AR 2nd-00:05.
Largest lead - TROY by 6 1st-18:47, AR by 25 2nd-01:43.
TROY led for 04:10. AR led for 35:38. Game was tied for 00:12.

Score tied - 0 times.
Lead changed - 1 time.

GAME 11 Arkansas vs Oral Roberts Dec. 19, 2017 at 7 p.m. at Fayetteville, Ark. (Bud Walton Arena)

Oral Roberts 69 • 4-10

		Total	3-Ptr	Rebounds											
#	Player	FG-FGA	FG-FGA	FT-FTA	Off	Def	Tot	PF	TP	A	TO	Blk	Stl	Min	
23	Emmanuel Nzekwesi	f	10-13	2-5	0-0	0	2	2	3	22	2	5	1	2	34
25	Javan White	f	2-5	0-0	0-0	6	10	16	1	4	3	3	0	0	32
52	Chris Miller	f	4-5	0-0	2-4	3	1	4	3	10	0	2	0	0	15
10	Sam Kearns	g	1-7	1-6	0-0	0	1	1	1	3	4	3	0	0	25
24	R.J. Fuqua	g	7-15	4-8	1-1	0	3	3	2	19	3	3	0	1	35
03	Jontray Harris		1-4	0-2	0-0	0	2	2	0	2	2	3	0	0	22
20	Spencer Sutton		1-2	1-2	0-0	0	0	0	4	3	2	4	0	0	12
33	Emir Ahmedic		0-0	0-0	0-0	0	1	1	0	0	0	1	1	0	4
44	Albert Owens		3-4	0-0	0-2	1	3	4	0	6	2	2	0	1	21
Team						1	0	1				1			
Totals			29-55	8-23	3-7	11	23	34	14	69	18	27	2	4	200

FG % 1st Half: 10-24 41.7% 2nd half: 19-31 61.3% Game: 29-55 52.7% Deadball Rebounds 2
3FG % 1st Half: 3-11 27.3% 2nd half: 5-12 41.7% Game: 8-23 34.8%
FT % 1st Half: 0-2 0.0% 2nd half: 3-5 60.0% Game: 3-7 42.9%

Arkansas 104 • 9-2

#	Player		Total		3-Ptr	Rebounds			PF	TP	A	TO	Blk	Stl	Min
			FG-FGA	FG-FGA		FT-FTA	Off	Def							
10	Daniel Gafford	f	5-7	0-0	2-3	2	2	4	1	12	4	1	2	0	22
13	Dustin Thomas	f	2-6	0-0	0-2	0	1	1	2	4	3	0	0	0	19
00	Jaylen Barford	g	8-9	2-2	0-1	1	2	3	0	18	4	1	0	5	24
04	Daryl Macon	g	4-10	4-9	2-2	0	3	3	1	14	3	0	1	1	27
31	Anton Beard	g	5-8	2-3	2-4	3	1	4	3	14	4	1	0	2	29
01	Trey Thompson		1-3	0-0	0-0	1	2	3	1	2	1	1	0	1	13
02	Adrio Bailey		3-3	0-0	0-1	0	1	1	0	6	2	1	2	2	12
05	Arlando Cook		3-5	0-0	0-0	0	1	1	0	6	1	1	0	1	13
14	JT Plummer		0-0	0-0	0-0	0	0	0	0	0	0	0	0	0	0+
15	Jonathan Holmes		1-2	0-1	0-0	0	0	0	0	2	0	0	0	0	2
20	Darius Hall		4-6	1-2	2-2	2	1	3	2	11	3	2	0	2	15
22	Gabe Osabuohien		0-0	0-0	0-0	0	0	0	0	0	0	0	0	0	5
23	C.J. Jones		5-10	5-8	0-0	0	2	2	15	2	1	2	0	19	
	Team					0	0	0							
Totals			41-69	14-25	8-15	9	16	25	12	104	27	9	7	14	200

GAME 13

Arkansas vs No. 19 Tennessee
Dec. 30, 2017 at 12:00 p.m. at Fayetteville, Ark. (Bud Walton Arena)

Tennessee 93 • 9-3, 0-1 SEC

#	Player	Total		3-Ptr		Rebounds			PF	TP	A		TO	Blk	Stl	Min
		FG-FGA	FG-FGA	FT-FTA	Off	Def	Tot				TO	Blk				
02	Grant Williams	f	5-13	0-1	2-4	3	3	6	5	12	1	2	2	1	34	
05	Admiral Schofield	f	4-10	4-6	4-4	0	7	7	5	16	1	2	0	0	27	
11	Kyle Alexander	f	2-2	0-0	0-0	2	4	6	5	4	0	1	1	0	22	
00	Jordan Bone	g	7-16	2-3	5-6	0	6	6	1	21	5	1	0	1	38	
23	Jordan Bowden	g	3-5	0-0	1-3	1	1	2	5	7	2	2	0	0	22	
01	Lamonte Turner	g	4-9	2-6	0-0	0	2	2	2	10	2	1	0	0	21	
03	James Daniel	g	5-10	3-7	4-5	0	2	2	2	17	4	2	0	2	35	
10	John Fulkerson	g	0-1	0-0	0-0	1	1	2	1	0	1	0	0	0	11	
15	Derrick Walker	g	1-1	0-0	0-0	1	2	3	0	2	1	1	0	0	6	
32	Chris Darrington	g	1-4	0-2	2-4	0	1	1	1	4	0	1	0	1	9	
Team						3	1	4								
Totals			32-71	11-25	18-26	11	30	41	27	93	17	14	3	5	225	

FG % 1st Half: 14-30 46.7% 2nd half: 11-29 37.9% OT: 7-12 58.3% Game: 32-71 45.1% Deadball Rebounds 7,1
3FG % 1st Half: 6-11 54.5% 2nd half: 2-9 22.2% OT: 3-5 60.0% Game: 11-25 44.0%
FT % 1st Half: 4-8 50.0% 2nd half: 11-15 73.3% OT: 3-3 100.0% Game: 18-26 69.2%

Arkansas 95 • 11-2, 1-0 SEC

#	Player	Total		3-Ptr		Rebounds			PF	TP	A		TO	Blk	Stl	Min
		FG-FGA	FG-FGA	FT-FTA	Off	Def	Tot				TO	Blk				
10	Daniel Gafford	f	6-8	0-0	3-9	3	5	8	4	15	0	1	5	0	33	
13	Dustin Thomas	f	2-3	0-0	0-1	1	6	7	5	4	1	1	0	0	27	
00	Jaylen Barford	g	10-18	1-5	7-8	1	4	5	3	28	4	0	0	2	35	
04	Daryl Macon	g	10-18	5-9	8-8	0	3	3	1	33	3	3	0	0	41	
31	Anton Beard	g	3-7	2-3	2-3	0	4	4	5	10	1	2	0	1	42	
01	Trey Thompson	g	1-1	0-0	0-0	0	1	1	0	2	0	2	0	0	13	
02	Adrio Bailey	g	0-0	0-0	0-0	0	0	0	0	0	0	0	1	0	5	
05	Arlando Cook	g	0-0	0-0	1-2	0	2	2	1	1	0	0	0	0	13	
20	Darius Hall	g	0-0	0-0	0-0	0	0	0	0	0	0	3	0	1	3	
23	C.J. Jones	g	1-6	0-3	0-2	1	2	3	1	2	0	0	1	0	13	
Team						0	1	1								
Totals			33-61	8-20	21-33	6	28	34	20	95	9	12	7	4	225	

FG % 1st Half: 13-30 43.3% 2nd half: 14-25 56.0% OT: 6-6 100.0% Game: 33-61 54.1% Deadball Rebounds 3,1
3FG % 1st Half: 4-11 36.4% 2nd half: 2-7 28.6% OT: 2-2 100.0% Game: 8-20 40.0%
FT % 1st Half: 1-4 25.0% 2nd half: 12-17 70.6% OT: 8-12 66.7% Game: 21-33 63.6%

Officials: Doug Shows, Patrick Evans, Will Howard
Technical fouls: Tennessee-None. Arkansas-None.
Attendance: 18696
Fouled out: Arkansas #13, Thomas (3:53 2H); #31, Beard (0:01.5 OT)
Tennessee #2, Williams (2:10 2H); #5, Schofield (3:22 OT)
Tennessee #23, Bowden (0:22 OT); #11, Alexander (0:13.8 OT)

Score by periods		1st	2nd	OT	Total
Tennessee		38	35	20	93
Arkansas		31	42	22	95

Last FG - UT OT-00:08, AR OT-00:47.
Largest lead - UT by 10 1st-01:11, AR by 11 OT-00:47.
UT led for 38:23. AR led for 04:05. Game was tied for 02:32.

Score tied - 3 times.
Lead changed - 5 times.

GAME 15

No. 22 Arkansas at Auburn
Jan. 6, 2018 at 5:00 p.m. at Auburn, Ala. (Auburn Arena)

Arkansas 77 • 11-4, 1-2

#	Player	Total		3-Ptr		Rebounds			PF	TP	A		TO	Blk	Stl	Min
		FG-FGA	FG-FGA	FT-FTA	Off	Def	Tot				TO	Blk				
10	Daniel Gafford	f	3-7	0-0	2-5	2	2	4	4	8	0	0	1	0	17	
13	Dustin Thomas	f	1-1	0-0	2-3	0	2	2	0	4	1	3	0	0	12	
00	Jaylen Barford	g	8-14	3-7	2-3	1	2	3	4	21	3	3	0	1	33	
04	Daryl Macon	g	3-11	0-5	4-4	0	2	2	0	10	2	1	0	0	38	
31	Anton Beard	g	5-12	1-5	0-0	0	1	1	4	11	1	1	0	0	26	
01	Trey Thompson	g	3-4	0-0	2-2	1	5	6	3	8	2	1	0	1	23	
02	Adrio Bailey	g	1-4	0-0	0-0	1	2	3	1	2	1	1	1	1	17	
05	Arlando Cook	g	2-3	0-0	0-0	2	3	5	0	4	1	0	2	0	10	
20	Darius Hall	g	3-3	0-0	1-2	1	5	6	1	7	0	1	0	0	21	
23	C.J. Jones	g	1-3	0-2	0-0	1	0	1	0	2	2	0	0	0	3	
Team						0	2	2								
Totals			30-62	4-19	13-19	9	26	35	17	77	13	11	4	6	200	

FG % 1st Half: 13-31 41.9% 2nd half: 17-31 54.8% Game: 30-62 48.4% Deadball Rebounds 3,2
3FG % 1st Half: 1-9 11.1% 2nd half: 3-10 30.0% Game: 4-19 21.1%
FT % 1st Half: 3-6 50.0% 2nd half: 10-13 76.9% Game: 13-19 68.4%

Auburn 88 • 14-1, 2-0

#	Player	Total		3-Ptr		Rebounds			PF	TP	A		TO	Blk	Stl	Min
		FG-FGA	FG-FGA	FT-FTA	Off	Def	Tot				TO	Blk				
13	Desean Murray	f	5-8	0-0	5-6	2	6	8	2	15	2	2	1	2	26	
24	Anfernee Mclemore	f	2-5	1-2	0-0	0	1	1	4	5	0	0	1	1	15	
01	Jared Harper	g	3-9	1-3	7-9	0	1	1	1	14	8	2	0	2	29	
02	Bryce Brown	g	4-9	3-6	2-2	0	0	0	3	13	1	0	0	0	30	
05	Mustapha Heron	g	7-14	3-4	0-1	2	4	6	1	17	0	1	0	0	28	
00	Horace Spencer	g	0-0	0-0	1-2	0	2	2	4	1	0	0	1	1	19	
04	Chuma Okeke	g	4-8	2-4	0-0	1	5	6	0	10	1	2	0	0	19	
10	Davion Mitchell	g	3-3	0-0	0-0	0	1	1	0	6	3	2	0	0	23	
14	Malik Dunbar	g	2-2	1-1	2-2	0	3	3	1	7	0	0	0	1	11	
Team						0	2	2								
Totals			30-58	11-20	17-22	5	25	30	16	88	15	9	3	7	200	

FG % 1st Half: 19-35 54.3% 2nd half: 11-23 47.8% Game: 30-58 51.7% Deadball Rebounds 0,1
3FG % 1st Half: 7-13 53.8% 2nd half: 4-7 57.1% Game: 11-20 55.0%
FT % 1st Half: 2-5 40.0% 2nd half: 15-17 88.2% Game: 17-22 77.3%

Officials: Doug Shows, Patrick Evans, Tim Gattis
Technical fouls: Arkansas-Daryl Macon. Auburn-None.
Attendance: 8950

Score by periods		1st	2nd	Total
Arkansas		30	47	77
Auburn		47	41	88

Last FG - AR 2nd-00:24, AU 2nd-00:59.
Largest lead - AR None, AU by 21 2nd-11:24.
AR led for 00:00. AU led for 39:43. Game was tied for 00:16.

Score tied - 0 times.
Lead changed - 0 times.

GAME 14

No. 22 Arkansas at Mississippi State
Jan. 2, 2018 at 8:00 p.m. at Starkville, Miss. (Humphrey Coliseum)

Arkansas 75 • 11-3, 1-1

#	Player	Total		3-Ptr		Rebounds			PF	TP	A		TO	Blk	Stl	Min
		FG-FGA	FG-FGA	FT-FTA	Off	Def	Tot				TO	Blk				
10	Daniel Gafford	f	8-11	0-0	1-3	1	4	5	3	17	2	3	1	0	32	
13	Dustin Thomas	f	0-2	0-0	0-0	1	4	5	2	0	4	1	0	0	18	
00	Jaylen Barford	g	4-15	0-6	3-4	3	4	7	4	11	5	2	0	0	38	
04	Daryl Macon	g	9-12	5-7	1-3	2	3	5	2	24	2	2	0	0	37	
31	Anton Beard	g	4-7	1-2	0-0	0	1	1	2	9	3	2	0	2	29	
01	Trey Thompson	g	0-1	0-0	0-0	0	4	4	3	0	1	2	2	0	8	
02	Adrio Bailey	g	5-7	0-0	0-2	2	4	6	5	10	0	0	0	1	18	
05	Arlando Cook	g	1-3	0-0	0-0	0	0	0	2	2	0	0	0	0	4	
20	Darius Hall	g	1-2	0-0	0-0	1	2	3	1	2	0	0	0	0	6	
23	C.J. Jones	g	0-2	0-0	0-0	0	1	1	2	0	0	1	0	0	10	
Team						2	0	2								
Totals			32-62	6-15	5-12	12	27	39	26	75	17	13	3	3	200	

FG % 1st Half: 12-31 38.7% 2nd half: 20-31 64.5% Game: 32-62 51.6% Deadball Rebounds 3
3FG % 1st Half: 2-7 28.6% 2nd half: 4-8 50.0% Game: 6-15 40.0%
FT % 1st Half: 2-4 50.0% 2nd half: 3-8 37.5% Game: 5-12 41.7%

Mississippi State 78 • 13-1, 1-0

#	Player		Total		3-Ptr		Rebounds			PF	TP	A	TO	Blk	Stl	Min
			FG-FGA	FG-FGA	FT-FTA	Off	Def	Tot								
24	Abdul Ado	f	3-3	0-0	2-9	5	4	9	2	8	0	1	4	1	34	
35	Aric Holman	f	1-8	0-4	2-2	2	3	5	2	4	0	1	0	0	20	
00	Nick Weatherspoon	g	7-10	1-3	7-10	0	4	4	1	22	2	0	2	2	33	
11	Q Weatherspoon	g	7-13	2-4	6-8	5	2	7	4	22	2	2	1	3	33	
23	Tyson Carter	g	2-7	1-5	2-3	1	3	4	0	7	1	0	0	0	21	
01	Lamar Peters		4-9	0-3	1-2	0	2	2	1	9	3	1	0	1	23	
02	Eli Wright		0-4	0-0	0-0	0	0	0	0	0	0	0	0	0	10	
03	Xavian Stapleton		1-4	0-2	4-6	1	3	4	1	6	1	1	0	1	20	
45	E.J. Datcher		0-1	0-0	0-0	1	0	1	0	0	0	0	1	0	6	
	Team					2	1	3				1				
Totals			25-59	4-21	24-40	17	22	39	11	78	9	7	8	8	200	

RECORD:	OVERALL	HOME	AWAY	NEUTRAL
ALL GAMES	11-5	8-1	0-3	3-1
CONFERENCE	1-3	1-1	0-2	0-0
NON-CONFERENCE	10-2	7-0	0-1	3-1

#	Player	gp-gs	min	avg	Total		3-Point		F-Throw		Rebounds				pf	dq	a	to	blk	stl	pts	avg
					fg-fga	fg%	3fg-fga	3fg%	ft-fa	ft%	off	def	tot	avg								
00	Jaylen Barford	16-16	494	30.9	110-220	.500	33-80	.413	47-69	.681	16	51	67	4.2	36	0	54	25	6	16	300	18.8
04	Daryl Macon	16-16	499	31.2	81-175	.463	42-96	.438	56-66	.848	4	37	41	2.6	24	0	61	26	2	21	260	16.3
10	Daniel Gafford	16-8	346	21.6	72-110	.655	0-0	.000	44-83	.530	26	71	97	6.1	57	3	16	17	33	10	188	11.8
31	Anton Beard	16-16	485	30.3	61-150	.407	19-59	.322	36-44	.818	9	31	40	2.5	43	1	45	23	1	15	177	11.1
23	C.J. Jones	16-0	268	16.8	48-107	.449	26-68	.382	12-15	.800	2	28	30	1.9	17	0	11	8	4	5	134	8.4
02	Adrio Bailey	16-8	256	16.0	40-69	.580	0-0	.000	11-20	.550	21	32	53	3.3	32	1	13	11	18	8	91	5.7
20	Darius Hall	16-0	193	12.1	27-54	.500	5-16	.313	14-23	.609	12	34	46	2.9	30	0	6	20	3	8	73	4.6
13	Dustin Thomas	13-8	232	17.8	21-43	.488	0-1	.000	17-24	.708	14	40	54	4.2	30	1	13	13	0	6	59	4.5
01	Trey Thompson	16-8	278	17.4	25-45	.556	0-0	.000	7-14	.500	21	47	68	4.3	37	0	28	21	11	11	57	3.6
05	Arlando Cook	9-0	101	11.2	8-18	.444	0-0	.000	3-4	.750	6	17	23	2.6	6	0	6	2	2	3	19	2.1
15	Jonathan Holmes	7-0	16	2.3	5-13	.385	2-6	.333	1-2	.500	1	1	2	0.3	1	0	1	1	0	1	13	1.9
22	Gabe Osabuohien	8-0	51	6.4	5-11	.455	0-2	.000	0-5	.000	4	7	11	1.4	8	0	3	3	1	1	10	1.3
14	JT Plummer	6-0	6	1.0	0-0	.000	0-0	.000	0-0	.000	0	0	0	0.0	0	0	0	0	0	0	0	0.0
Team											18	20	38		1		2					
Total.....		0	3225		503-1015	.496	127-328	.387	248-369	.672	154	416	570	0.0	322	6	257	172	81	105	1381	0.0
Opponents.....		0	3225		416-959	.434	125-373	.335	254-375	.677	171	401	572	0.0	317	8	214	234	52	82	1211	0.0

TEAM STATISTICS	AR	OPP	Date	Opponent	Score	Att.
SCORING	1381	1211	11/10/17	SAMFORD	w 95-56	13407
Points per game	86.3	75.7	11/12/17	BUCKNELL	w 101-73	13404
Scoring margin	+10.6	-	11/17/17	FRESNO STATE	w 83-75	15051
FIELD GOALS-ATT	503-1015	416-959	11/23/17	vs Oklahoma	w 92-83	11294
Field goal pct	.496	.434	11/24/17	vs North Carolina	L 68-87	6603
3 POINT FG-ATT	127-328	125-373	11/26/17	vs UCONN	w 102-67	11571
3-point FG pct	.387	.335	12/02/17	at Houston	L 65-91	4186
3-pt FG made per game	7.9	7.8	12/05/17	COLORADO STATE	w 92-66	13634
FREE THROWS-ATT	248-369	254-375	12/09/17	MINNESOTA	w 95-79	17583
Free throw pct	.672	.677	12/16/17	vs Troy	w 88-63	16416
F-Throws made per game	15.5	15.9	12/19/17	ORAL ROBERTS	w 104-69	13945
REBOUNDS	570	572	12/27/17	CSU BAKERSFIELD	w 95-68	15829
Rebounds per game	35.6	35.8	* 12/30/17	TENNESSEE	Wot 95-93	18696
Rebounding margin	-0.1	-	* 01/02/18	at Mississippi State	L 75-78	6324
ASSISTS	257	214	* 01/06/18	at Auburn	L 77-88	8950
Assists per game	16.1	13.4	* 01/10/18	LSU	L 54-75	15199
TURNOVERS	172	234	* = Conference game			
Turnovers per game	10.8	14.6				
Turnover margin	+3.9	-				
Assist/turnover ratio	1.5	0.9				
STEALS	105	82				
Steals per game	6.6	5.1				
BLOCKS	81	52				
Blocks per game	5.1	3.3				
ATTENDANCE	136748	65344				
Home games-Avg/Game	9-15194	3-6487				
Neutral site-Avg/Game	-	4-11471				

Score by Periods	1st	2nd	OT	Totals
Arkansas	638	721	22	1381
Opponents	550	641	20	1211

RECORD:	OVERALL	HOME	AWAY	NEUTRAL
ALL GAMES	8-1	8-1	0-0	0-0
CONFERENCE	1-1	1-1	0-0	0-0
NON-CONFERENCE	7-0	7-0	0-0	0-0

#	Player	gp-gs	min	avg	Total		3-Point		F-Throw		Rebounds				pf	dq	a	to	blk	stl	pts	avg
					fg-fga	fg%	3fg-fga	3fg%	ft-fa	ft%	off	def	tot	avg								
00	Jaylen Barford	9-9	269	29.9	68-121	.562	20-41	.488	28-42	.667	9	29	38	4.2	19	0	32	10	3	12	184	20.4
04	Daryl Macon	9-9	282	31.3	44-95	.463	22-54	.407	31-35	.886	2	20	22	2.4	15	0	46	16	2	11	141	15.7
10	Daniel Gafford	9-5	201	22.3	47-68	.691	0-0	.000	27-51	.529	16	41	57	6.3	31	2	10	7	25	6	121	13.4
31	Anton Beard	9-9	269	29.9	33-78	.423	11-32	.344	23-29	.793	7	17	24	2.7	26	1	25	10	1	9	100	11.1
23	C.J. Jones	9-0	161	17.9	31-65	.477	16-39	.410	4-7	.571	1	18	19	2.1	10	0	7	4	3	2	82	9.1
20	Darius Hall	9-0	125	13.9	17-41	.415	4-15	.267	11-18	.611	9	17	26	2.9	19	0	6	16	2	7	49	5.4
13	Dustin Thomas	6-5	97	16.2	13-25	.520	0-0	.000	4-7	.571	3	16	19	3.2	15	1	8	2	0	2	30	5.0
02	Adrio Bailey	9-4	135	15.0	19-30	.633	0-0	.000	6-10	.600	9	13	22	2.4	16	0	9	8	9	5	44	4.9
01	Trey Thompson	9-4	151	16.8	16-28	.571	0-0	.000	2-6	.333	16	28	44	4.9	20	0	12	12	5	6	34	3.8
05	Arlando Cook	6-0	78	13.0	5-11	.455	0-0	.000	3-4	.750	4	11	15	2.5	4	0	4	2	0	3	13	2.2
15	Jonathan Holmes	5-0	11	2.2	3-9	.333	1-5	.200	1-2	.500	0	1	1	0.2	1	0	1	0	0	1	8	1.6
22	Gabe Osabuohien	6-0	41	6.8	4-9	.444	0-2	.000	0-4	.000	3	3	6	1.0	8	0	1	2	1	0	8	1.3
14	JT Plummer	5-0	5	1.0	0-0	.000	0-0	.000	0-0	.000	0	0	0	0.0	0	0	0	0	0	0	0	0.0
Team											11	8	19		1		1					
Total.....		9	1825		300-580	.517	74-188	.394	140-215	.651	90	222	312	34.7	185	4	161	90	51	64	814	90.4
Opponents.....		9	1825		230-538	.428	69-211	.327	125-197	.635	107	216	323	35.9	187	6	122	149	21	36	654	72.7

TEAM STATISTICS	AR	OPP	Date	Opponent	Score	Att.
SCORING	814	654	11/10/17	SAMFORD	w 95-56	13407
Points per game	90.4	72.7	11/12/17	BUCKNELL	w 101-73	13404
Scoring margin	+17.8	-	11/17/17	FRESNO STATE	w 83-75	15051
FIELD GOALS-ATT	300-580	230-538	12/05/17	COLORADO STATE	w 92-66	13634
Field goal pct	.517	.428	12/09/17	MINNESOTA	w 95-79	17583
3 POINT FG-ATT	74-188	69-211	12/19/17	ORAL ROBERTS	w 104-69	13945
3-point FG pct	.394	.327	12/27/17	CSU BAKERSFIELD	w 95-68	15829
3-pt FG made per game	8.2	7.7	* 12/30/17	TENNESSEE	Wot 95-93	18696
FREE THROWS-ATT	140-215	125-197	* 01/10/18	LSU	L 54-75	15199
Free throw pct	.651	.635				
F-Throws made per game	15.6	13.9				
REBOUNDS	312	323				
Rebounds per game	34.7	35.9				
Rebounding margin	-1.2	-				
ASSISTS	161	122				
Assists per game	17.9	13.6				
TURNOVERS	90	149				
Turnovers per game	10.0	16.6				
Turnover margin	+6.6	-				
Assist/turnover ratio	1.8	0.8				
STEALS	64	36				
Steals per game	7.1	4.0				
BLOCKS	51	21				
Blocks per game	5.7	2.3				
ATTENDANCE	136748	0				
Home games-Avg/Game	9-15194	0-0				
Neutral site-Avg/Game	-	0-0				

* = Conference game

Score by Periods	1st	2nd	OT	Totals
Arkansas	385	407	22	814
Opponents	289	345	20	654

RECORD:	OVERALL	HOME	AWAY	NEUTRAL
ALL GAMES	1-3	1-1	0-2	0-0
CONFERENCE	1-3	1-1	0-2	0-0
NON-CONFERENCE	0-0	0-0	0-0	0-0




#	Player	gp-gs	min	avg	Total		3-Point		F-Throw		Rebounds				pf	dq	a	to	blk	stl	pts	avg
					fg-fga	fg%	3fg-fga	3fg%	ft-fa	ft%	off	def	tot	avg								
00	Jaylen Barford	4-4	140	35.0	28-62	.452	7-24	.292	14-19	.737	5	13	18	4.5	14	0	13	7	1	4	77	19.3
04	Daryl Macon	4-4	150	37.5	24-48	.500	11-25	.440	17-20	.850	2	12	14	3.5	5	0	11	9	0	3	76	19.0
10	Daniel Gafford	4-4	106	26.5	20-31	.645	0-0	.000	8-22	.364	7	15	22	5.5	14	0	4	6	10	1	48	12.0
31	Anton Beard	4-4	130	32.5	13-32	.406	4-12	.333	2-3	.667	0	6	6	1.5	14	1	6	5	0	3	32	8.0
01	Trey Thompson	4-0	60	15.0	8-12	.667	0-0	.000	2-2	1.000	4	13	17	4.3	9	0	3	5	3	2	18	4.5
20	Darius Hall	4-0	51	12.8	5-12	.417	0-3	.000	4-6	.667	5	9	14	3.5	3	0	1	5	0	1	14	3.5
02	Adrio Bailey	4-1	47	11.8	6-14	.429	0-0	.000	1-4	.250	4	6	10	2.5	7	1	1	2	2	2	13	3.3
13	Dustin Thomas	4-3	61	15.3	3-8	.375	0-0	.000	2-4	.500	2	13	15	3.8	8	1	6	5	0	0	8	2.0
23	C.J. Jones	4-0	40	10.0	4-17	.235	0-8	.000	0-2	.000	2	3	5	1.3	5	0	2	2	1	0	8	2.0
05	Arlando Cook	4-0	40	10.0	3-6	.500	0-0	.000	1-2	.500	3	8	11	2.8	3	0	2	1	2	0	7	1.8
Team											4	5	9		1							
Total.....		4	825		114-242	.471	22-72	.306	51-84	.607	38	103	141	35.2	83	3	49	47	19	16	301	75.2
Opponents.....		4	825		116-243	.477	30-84	.357	72-107	.673	40	108	148	37.0	71	4	59	39	17	22	334	83.5

TEAM STATISTICS	AR	OPP
SCORING	301	334
Points per game	75.2	83.5
Scoring margin	-8.2	-
FIELD GOALS-ATT	114-242	116-243
Field goal pct	.471	.477
3 POINT FG-ATT	22-72	30-84
3-point FG pct	.306	.357
3-pt FG made per game	5.5	7.5
FREE THROWS-ATT	51-84	72-107
Free throw pct	.607	.673
F-Throws made per game	12.8	18.0
REBOUNDS	141	148
Rebounds per game	35.2	37.0
Rebounding margin	-1.7	-
ASSISTS	49	59
Assists per game	12.3	14.8
TURNOVERS	47	39
Turnovers per game	11.8	9.8
Turnover margin	-2.0	-
Assist/turnover ratio	1.0	1.5
STEALS	16	22
Steals per game	4.0	5.5
BLOCKS	19	17
Blocks per game	4.8	4.3
ATTENDANCE	33895	15274
Home games-Avg/Game	2-16948	2-7637
Neutral site-Avg/Game	-	0-0

Date	Opponent	Score	Att.
* 12/30/17	TENNESSEE	Wot 95-93	18696
* 01/02/18	at Mississippi State	L 75-78	6324
* 01/06/18	at Auburn	L 77-88	8950
* 01/10/18	LSU	L 54-75	15199

* = Conference game

Score by Periods	1st	2nd	OT	Totals
Arkansas	110	169	22	301
Opponents	158	156	20	334

0		JAYLEN BARFORD ▪ SR ▪ G ▪ 6-3 ▪ 202 Jackson, Tenn. ▪ Motlow State CC	<table><tr><th>YEAR</th><th>GP/GS</th><th>PPG</th><th>APG</th><th>RPG</th><th>FG%</th><th>3FG%</th><th>FT%</th></tr><tr><td>2017-18</td><td>16/16</td><td>18.8</td><td>3.4</td><td>4.2</td><td>.500</td><td>.413</td><td>.681</td></tr><tr><td>Career</td><td>52/46</td><td>14.6</td><td>2.4</td><td>3.9</td><td>.460</td><td>.328</td><td>.725</td></tr></table>	YEAR	GP/GS	PPG	APG	RPG	FG%	3FG%	FT%	2017-18	16/16	18.8	3.4	4.2	.500	.413	.681	Career	52/46	14.6	2.4	3.9	.460	.328	.725	<ul style="list-style-type: none">Is third in the SEC in scoring at 18.8 points per game.Has 11 career 20-point games, including 8 on the road.Named to preseason coaches All-SEC second team.Named to PK80 Victory Bracket All-Tournament team after averaging 21.3 points per game.	CAREER HIGHS PTS: 38 - Tennessee (12/30/17) AST: 6 - (2x), last vs. Samford (11/10/17) REB: 7 - (4x), last at Miss. State (01/02/18) STL: 5 - Oral Roberts (12/19/17)
	YEAR	GP/GS	PPG	APG	RPG	FG%	3FG%	FT%																					
2017-18	16/16	18.8	3.4	4.2	.500	.413	.681																						
Career	52/46	14.6	2.4	3.9	.460	.328	.725																						
1		TREY THOMPSON ▪ SR ▪ F ▪ 6-9 ▪ 265 Madison, Ark. ▪ Forrest City HS	<table><tr><th>YEAR</th><th>GP/GS</th><th>PPG</th><th>RPG</th><th>BPG</th><th>APG</th><th>FG%</th><th>FT%</th></tr><tr><td>2017-18</td><td>16/8</td><td>3.6</td><td>4.3</td><td>0.7</td><td>1.8</td><td>.556</td><td>.500</td></tr><tr><td>Career</td><td>95/9</td><td>2.5</td><td>3.3</td><td>0.7</td><td>1.3</td><td>.584</td><td>.584</td></tr></table>	YEAR	GP/GS	PPG	RPG	BPG	APG	FG%	FT%	2017-18	16/8	3.6	4.3	0.7	1.8	.556	.500	Career	95/9	2.5	3.3	0.7	1.3	.584	.584	<ul style="list-style-type: none">Second on the team with 68 total rebounds.Second on team with 95 games played as a Razorback.Tied for team lead with 36 asts last year during SEC play.Leads all Arkansas forwards with 28 assists, including two 5-assist performances in the PK80.	CAREER HIGHS PTS: 13 - LSU (02/23/16) REB: 11 - (2x), last vs. Bucknell (11/12/17) BLK: 4 - Texas Tech (01/30/16) AST: 6 - Texas A&M (02/22/17)
	YEAR	GP/GS	PPG	RPG	BPG	APG	FG%	FT%																					
2017-18	16/8	3.6	4.3	0.7	1.8	.556	.500																						
Career	95/9	2.5	3.3	0.7	1.3	.584	.584																						
2		ADRIO BAILEY ▪ SO ▪ F ▪ 6-6 ▪ 204 Campti, La. ▪ Lakeview HS	<table><tr><th>YEAR</th><th>GP/GS</th><th>PPG</th><th>RPG</th><th>BPG</th><th>APG</th><th>FG%</th><th>FT%</th></tr><tr><td>2017-18</td><td>16/8</td><td>5.7</td><td>3.3</td><td>1.1</td><td>0.8</td><td>.580</td><td>.550</td></tr><tr><td>Career</td><td>43/10</td><td>3.3</td><td>2.0</td><td>0.6</td><td>0.5</td><td>.574</td><td>.436</td></tr></table>	YEAR	GP/GS	PPG	RPG	BPG	APG	FG%	FT%	2017-18	16/8	5.7	3.3	1.1	0.8	.580	.550	Career	43/10	3.3	2.0	0.6	0.5	.574	.436	<ul style="list-style-type: none">Recorded a career-high 15 pts in the season opener.Is second on the team with 12 dunks. Had four vs. Troy.Had career-high 5 blocks against North Carolina.Started 8 games, including first 7, after making 2 starts last year.Has 13 asts in 16 games, only totaled 7 last yr in 27 games.	CAREER HIGHS PTS: 15 - Samford (11/10/17) REB: 7 - (2x), last vs. Oklahoma (11/23/17) BLK: 5 - North Carolina (11/24/17) AST: 3 - Fresno State (11/17/17)
	YEAR	GP/GS	PPG	RPG	BPG	APG	FG%	FT%																					
2017-18	16/8	5.7	3.3	1.1	0.8	.580	.550																						
Career	43/10	3.3	2.0	0.6	0.5	.574	.436																						
3		KHALIL GARLAND ▪ FR ▪ G ▪ 6-5 ▪ 198 Little Rock, Ark. ▪ Parkview HS	<table><tr><th>YEAR</th><th>GP/GS</th><th>PPG</th><th>APG</th><th>SPG</th><th>FG%</th><th>3FG%</th><th>FT%</th></tr><tr><td>2017-18</td><td>--/--</td><td>--</td><td>--</td><td>--</td><td>--</td><td>--</td><td>--</td></tr><tr><td>Career</td><td>--/--</td><td>--</td><td>--</td><td>--</td><td>--</td><td>--</td><td>--</td></tr></table>	YEAR	GP/GS	PPG	APG	SPG	FG%	3FG%	FT%	2017-18	--/--	--	--	--	--	--	--	Career	--/--	--	--	--	--	--	--	<ul style="list-style-type: none">Ranked the No. 2 player in the state of Arkansas.Tabbed a 4-star and No. 55 overall guard by ESPN.Will redshirt the 2017-18 season.	CAREER HIGHS PTS: AST: REB: 3FGM:
	YEAR	GP/GS	PPG	APG	SPG	FG%	3FG%	FT%																					
2017-18	--/--	--	--	--	--	--	--																						
Career	--/--	--	--	--	--	--	--																						
4		DARYL MACON ▪ SR ▪ G ▪ 6-3 ▪ 185 Little Rock, Ark. ▪ Holmes CC	<table><tr><th>YEAR</th><th>GP/GS</th><th>PPG</th><th>APG</th><th>SPG</th><th>FG%</th><th>3FG%</th><th>FT%</th></tr><tr><td>2017-18</td><td>16/16</td><td>16.3</td><td>3.8</td><td>1.3</td><td>.463</td><td>.438</td><td>.848</td></tr><tr><td>Career</td><td>52/37</td><td>14.3</td><td>2.7</td><td>1.2</td><td>.457</td><td>.405</td><td>.861</td></tr></table>	YEAR	GP/GS	PPG	APG	SPG	FG%	3FG%	FT%	2017-18	16/16	16.3	3.8	1.3	.463	.438	.848	Career	52/37	14.3	2.7	1.2	.457	.405	.861	<ul style="list-style-type: none">Averaging 19.0 points per game in SEC play this season.Recorded 2nd career 30-pt game vs. No. 19 Tennessee, scoring a career-high 33 in Arkansas' comeback win.Named SEC POW on Jan. 1, joining Scotty Thurman as the only Razorbacks to ever earn the award twice in a 3-week span.	CAREER HIGHS PTS: 33 - Tennessee (12/30/17) AST: 8 - (2x), last vs. CSU Bakersfield (12/27/17) STL: 4 - Fort Wayne (11/11/16) 3FGM: 6 - (2x), last vs. Oklahoma (11/23/17)
	YEAR	GP/GS	PPG	APG	SPG	FG%	3FG%	FT%																					
2017-18	16/16	16.3	3.8	1.3	.463	.438	.848																						
Career	52/37	14.3	2.7	1.2	.457	.405	.861																						
5		ARLANDO COOK ▪ SR ▪ F ▪ 6-8 ▪ 215 St. Louis, Mo. ▪ Connors State College	<table><tr><th>YEAR</th><th>GP/GS</th><th>PPG</th><th>RPG</th><th>BPG</th><th>APG</th><th>FG%</th><th>FT%</th></tr><tr><td>2017-18</td><td>9/0</td><td>2.1</td><td>2.6</td><td>0.2</td><td>0.7</td><td>.444</td><td>.750</td></tr><tr><td>Career</td><td>45/7</td><td>2.7</td><td>2.4</td><td>0.3</td><td>0.4</td><td>.439</td><td>.659</td></tr></table>	YEAR	GP/GS	PPG	RPG	BPG	APG	FG%	FT%	2017-18	9/0	2.1	2.6	0.2	0.7	.444	.750	Career	45/7	2.7	2.4	0.3	0.4	.439	.659	<ul style="list-style-type: none">Has 2+ rebounds in seven of nine games played this year.Had 4 pts, 5 rebs and 2 blocks at Auburn in 10 minutes.Played 15 mins vs. CSU in first game back, tallying 4 rebs.Averaged 2.8 points and 2.3 rebounds per game last year.Ranked the No. 6 junior college transfer in 2016 class.	CAREER HIGHS PTS: 9 - Southern Illinois (11/14/16) REB: 7 - at Texas A&M (01/17/17) BLK: 3 - (5x), last vs. Sam Houston St. (12/20/16) AST: 2 - (4x), last vs. Colorado St. (12/05/17)
	YEAR	GP/GS	PPG	RPG	BPG	APG	FG%	FT%																					
2017-18	9/0	2.1	2.6	0.2	0.7	.444	.750																						
Career	45/7	2.7	2.4	0.3	0.4	.439	.659																						
10		DANIEL GAFFORD ▪ FR ▪ F ▪ 6-11 ▪ 234 El Dorado, Ark. ▪ El Dorado HS	<table><tr><th>YEAR</th><th>GP/GS</th><th>PPG</th><th>RPG</th><th>BPG</th><th>APG</th><th>FG%</th><th>FT%</th></tr><tr><td>2017-18</td><td>16/8</td><td>11.8</td><td>6.1</td><td>2.1</td><td>1.0</td><td>.655</td><td>.530</td></tr><tr><td>Career</td><td>16/8</td><td>11.8</td><td>6.1</td><td>2.1</td><td>1.0</td><td>.655</td><td>.530</td></tr></table>	YEAR	GP/GS	PPG	RPG	BPG	APG	FG%	FT%	2017-18	16/8	11.8	6.1	2.1	1.0	.655	.530	Career	16/8	11.8	6.1	2.1	1.0	.655	.530	<ul style="list-style-type: none">Named SEC Freshman of the Week on Dec. 11.Averaging 12.0 ppg and 5.5 rpg in SEC play this season.Has more dunks than six SEC teams (35).Went 8-of-8 against Minnesota for 16 pts, 7 rebs and 6 blocks.Led team with 25 pts against Fresno St., having 6 dunks.	CAREER HIGHS PTS: 25 - Fresno State (11/17/17) AST: 4 - Oral Roberts (12/19/17) REB: 12 - CSU Bakersfield (12/27/17) BLK: 6 - Minnesota (12/09/17)
	YEAR	GP/GS	PPG	RPG	BPG	APG	FG%	FT%																					
2017-18	16/8	11.8	6.1	2.1	1.0	.655	.530																						
Career	16/8	11.8	6.1	2.1	1.0	.655	.530																						
13		DUSTIN THOMAS ▪ SR ▪ F ▪ 6-8 ▪ 225 Texarkana, Texas ▪ University of Colorado	<table><tr><th>YEAR</th><th>GP/GS</th><th>PPG</th><th>RPG</th><th>BPG</th><th>SPG</th><th>FG%</th><th>FT%</th></tr><tr><td>2017-18</td><td>13/8</td><td>4.5</td><td>4.2</td><td>--</td><td>0.5</td><td>.488</td><td>.708</td></tr><tr><td>Career</td><td>116/52</td><td>4.5</td><td>3.1</td><td>0.2</td><td>0.4</td><td>.456</td><td>.640</td></tr></table>	YEAR	GP/GS	PPG	RPG	BPG	SPG	FG%	FT%	2017-18	13/8	4.5	4.2	--	0.5	.488	.708	Career	116/52	4.5	3.1	0.2	0.4	.456	.640	<ul style="list-style-type: none">Has eight 4-plus reb efforts in 13 games this season.Averaging 3.8 rebounds per game in SEC play this season.Tied career high with 9 boards against Oklahoma.Started 27 games last year as a redshirt junior.	CAREER HIGHS PTS: 17 - USC (01/04/15) REB: 9 - (2x), last vs. Oklahoma (11/23/17) BLK: 2 - (2x), last vs. California (2/12/15) STL: 3 - (2x), last at LSU (02/11/17)
	YEAR	GP/GS	PPG	RPG	BPG	SPG	FG%	FT%																					
2017-18	13/8	4.5	4.2	--	0.5	.488	.708																						
Career	116/52	4.5	3.1	0.2	0.4	.456	.640																						
20		DARIOUS HALL ▪ FR ▪ F ▪ 6-6 ▪ 210 Little Rock, Ark. ▪ Mills University Studies HS	<table><tr><th>YEAR</th><th>GP/GS</th><th>PPG</th><th>RPG</th><th>SPG</th><th>FG%</th><th>3FG%</th><th>FT%</th></tr><tr><td>2017-18</td><td>16/0</td><td>4.6</td><td>2.9</td><td>0.5</td><td>.500</td><td>.313</td><td>.609</td></tr><tr><td>Career</td><td>16/0</td><td>4.6</td><td>2.9</td><td>0.5</td><td>.500</td><td>.313</td><td>.609</td></tr></table>	YEAR	GP/GS	PPG	RPG	SPG	FG%	3FG%	FT%	2017-18	16/0	4.6	2.9	0.5	.500	.313	.609	Career	16/0	4.6	2.9	0.5	.500	.313	.609	<ul style="list-style-type: none">Tallied 7 pts and 6 rebs at Auburn in a career-high 21 minutes.Named 3X All-State and 2017 5A State Tournament MVP.Ranked the No. 4 player in the state of Arkansas.Earned a four-star rating by ESPN.	CAREER HIGHS PTS: 14 - CSU Bakersfield (12/27/17) AST: 3 - Oral Roberts (12/19/17) REB: 6 - (2x), last at Auburn (01/06/18) BLK: 2 - Bucknell (11/12/17)
	YEAR	GP/GS	PPG	RPG	SPG	FG%	3FG%	FT%																					
2017-18	16/0	4.6	2.9	0.5	.500	.313	.609																						
Career	16/0	4.6	2.9	0.5	.500	.313	.609																						
22		GABE OSABUOHIE ▪ FR ▪ F ▪ 6-8 ▪ 219 Toronto, Canada ▪ Southwest Christian Aca.	<table><tr><th>YEAR</th><th>GP/GS</th><th>PPG</th><th>APG</th><th>BPG</th><th>SPG</th><th>FG%</th><th>FT%</th></tr><tr><td>2017-18</td><td>8/0</td><td>1.3</td><td>0.4</td><td>0.1</td><td>0.1</td><td>.455</td><td>.000</td></tr><tr><td>Career</td><td>8/0</td><td>1.3</td><td>0.4</td><td>0.1</td><td>0.1</td><td>.455</td><td>.000</td></tr></table>	YEAR	GP/GS	PPG	APG	BPG	SPG	FG%	FT%	2017-18	8/0	1.3	0.4	0.1	0.1	.455	.000	Career	8/0	1.3	0.4	0.1	0.1	.455	.000	<ul style="list-style-type: none">Has taken 4 of the teams' 29 charges this season.Ranked the No. 5 player in the state of Arkansas.Ranked the No. 63 small forward by 247Sports.Played for Team Loaded N. Carolina on the Adidas Circuit.	CAREER HIGHS PTS: 4 - Colorado State (12/05/17) AST: 1 - (3x), last vs. CSU Bakersfield (12/27/17) REB: 3 - (2x), last vs. Colorado St. (12/05/17) BLK: 1 - CSU Bakersfield (12/27/17)
	YEAR	GP/GS	PPG	APG	BPG	SPG	FG%	FT%																					
2017-18	8/0	1.3	0.4	0.1	0.1	.455	.000																						
Career	8/0	1.3	0.4	0.1	0.1	.455	.000																						
23		C.J. JONES ▪ SO ▪ G ▪ 6-5 ▪ 175 Birmingham, Ala. ▪ Central Park Christian	<table><tr><th>YEAR</th><th>GP/GS</th><th>PPG</th><th>APG</th><th>SPG</th><th>FG%</th><th>3FG%</th><th>FT%</th></tr><tr><td>2017-18</td><td>16/0</td><td>8.4</td><td>0.7</td><td>0.3</td><td>.449</td><td>.382</td><td>.800</td></tr><tr><td>Career</td><td>37/0</td><td>5.0</td><td>0.5</td><td>0.2</td><td>.455</td><td>.413</td><td>.773</td></tr></table>	YEAR	GP/GS	PPG	APG	SPG	FG%	3FG%	FT%	2017-18	16/0	8.4	0.7	0.3	.449	.382	.800	Career	37/0	5.0	0.5	0.2	.455	.413	.773	<ul style="list-style-type: none">114 of his 185 career points have come from deep.Had a streak of five straight games with at least 3 made 3-pointers.Has seven double-figure scoring efforts through 16 games, after having totaling just two last year in 21 games.	CAREER HIGHS PTS: 19 - (2x), last vs. Colorado St. (12/05/17) AST: 2 - (4x), last at Auburn (01/06/18) STL: 1 - (6x), last vs. CSU Bakersfield (12/27/17) 3FGM: 5 - (2x), last vs. Oral Roberts (12/19/17)
	YEAR	GP/GS	PPG	APG	SPG	FG%	3FG%	FT%																					
2017-18	16/0	8.4	0.7	0.3	.449	.382	.800																						
Career	37/0	5.0	0.5	0.2	.455	.413	.773																						
31		ANTON BEARD ▪ SR ▪ G ▪ 6-0 ▪ 185 North Little Rock, Ark. ▪ North Little Rock HS	<table><tr><th>YEAR</th><th>GP/GS</th><th>PPG</th><th>RPG</th><th>SPG</th><th>FG%</th><th>3FG%</th><th>FT%</th></tr><tr><td>2017-18</td><td>16/16</td><td>11.1</td><td>2.5</td><td>0.9</td><td>.407</td><td>.322</td><td>.818</td></tr><tr><td>Career</td><td>110/44</td><td>7.2</td><td>2.1</td><td>1.0</td><td>.386</td><td>.333</td><td>.713</td></tr></table>	YEAR	GP/GS	PPG	RPG	SPG	FG%	3FG%	FT%	2017-18	16/16	11.1	2.5	0.9	.407	.322	.818	Career	110/44	7.2	2.1	1.0	.386	.333	.713	<ul style="list-style-type: none">Scored 10+ points in 12 of 16 games, including each of the first five to start the season.Has played in a team-high 110 games as a Razorback.Has multiple rebs in 13 games, including 9 games of 3+.Named to SEC All-Freshman team in 2014-15.	CAREER HIGHS PTS: 18 - Georgia (01/23/16) AST: 7 - LSU (01/21/17) STL: 5 - Milwaukee (12/22/14) 3FGM: 4 - Ole Miss (02/14/15)
	YEAR	GP/GS	PPG	RPG	SPG	FG%	3FG%	FT%																					
2017-18	16/16	11.1	2.5	0.9	.407	.322	.818																						
Career	110/44	7.2	2.1	1.0	.386	.333	.713																						
HC		 1980-82 - Student-Athlete	 1982-85 - Volunteer Assistant	 1985-89 - Volunteer Assistant 1989-00 - Assistant Coach 2000-02 - Assistant Head Coach	 2002-06 - Head Coach 89-41 (.680)	 2006-11 - Head Coach 111-57 (.660)	 2011-Present - Head Coach 139-79 (.638)																						