



ARKANSAS RAZORBACKS

1 National Championship » 6 Final Four Appearances » 10 Sweet 16 Appearances » 31 NCAA Appearances

» 2017-18 SCHEDULE »

Overall: 12-6 | SEC: 2-4 | H: 9-1 | A: 0-4 | N: 3-1

NOVEMBER	TV	W/L	SCORE
10 Samford	SEC Network +	W	95-56
12 Bucknell	SEC Network	W	101-73
17 Fresno State	SEC Network +	W	83-75
23 vs. Oklahoma [^]	ESPN2	W	92-83
24 vs. #9 North Carolina [^]	ESPN	L	87-68
26 vs. UConn [^]	ESPN	W	102-67

DECEMBER

2 at Houston	CBS Sports	L	91-65
5 Colorado State	SEC Network +	W	92-66
9 #14 Minnesota	SEC Network	W	95-79
16 vs. Troy ⁺	None	W	88-63
19 Oral Roberts	SEC Network +	W	104-69
27 CSU Bakersfield	SEC Network	W	95-68
30 #19 Tennessee*	SEC Network	W (OT)	95-93

JANUARY

2 at Mississippi State*	SEC Network	L	78-75
6 at Auburn*	ESPN	L	88-77
10 LSU*	SEC Network	L	75-54
13 Missouri*	ESPN2	W	65-63
17 at Florida*	ESPN2	L	88-73
20 Ole Miss*	SEC Network		2:30 p.m.
23 at Georgia*	SEC Network		5:30 p.m.
27 Oklahoma State%	ESPN2		5 p.m.
30 at Texas A&M*	ESPN		8 p.m.

FEBRUARY

3 at LSU*	SEC Network		2:30 p.m.
6 South Carolina*	ESPN2		6 p.m.
10 Vanderbilt*	SEC Network		7:30 p.m.
13 at Ole Miss*	SEC Network		6 p.m.
17 Texas A&M*	ESPN/2		3 p.m.
20 #18 Kentucky*	ESPN		8 p.m.
24 at Alabama*	SEC Network		5 p.m.
27 #17 Auburn*	SEC Network		8 p.m.

MARCH

3 at Missouri*	ESPN/2		5 p.m.
7-11 at SEC Tournament	St. Louis		TBD

+ at Verizon Arena (North Little Rock, Ark.)
[^] Phil Knight Invitational (Portland, Oregon)
 % Big12/SEC Challenge
 * SEC Game

5

» See page 5 for a full breakdown of Arkansas' 73 dunks through the first 18 games of the season.

» THE MATCHUP »

ARKANSAS RAZORBACKS (12-6, 2-4)

Head Coach: Mike Anderson (Tulsa '82)
Record at Arkansas: 140-80 (7th Season)
Overall Record: 340-178 (16th Season)



VS

OLE MISS REBELS (10-8, 3-3)

Head Coach: Andy Kennedy (UAB '91)
Record at Ole Miss: 244-148 (12th Season)
Overall Record: 265-161 (13th Season)



» #FASTEST40 STORYLINES »

• The Razorbacks return home Saturday to host Ole Miss in front of another sold out crowd in Bud Walton Arena.

• Arkansas fans have sold out four consecutive Saturday home games, with Ole Miss serving as the third and next Saturday's Big 12/SEC Challenge against Oklahoma State being the fourth.

• Arkansas has won 31 consecutive games in which it has led at halftime. During Mike Anderson era, the Razorbacks are 116-7 when leading at the intermission.

• Daniel Gafford leads all SEC freshmen and ranks fifth in the nation among rookies in field goal percentage at 63 percent.

• During the last four seasons, Arkansas is tied for second in the SEC in league wins with 36, while Ole Miss is fourth with 34 victories.

• Daniel Gafford's 40 dunks are more than six SEC teams, including 10 more than Ole Miss has as a program this season.

• Daryl Macon is one of three players in the SEC with four games of 8+ assists this season. In those four contests, he has totaled 32 assists and just six turnovers.

• Following Wednesday's loss at Florida, Arkansas' RPI remained at No. 25 according to the NCAA, while its strength of schedule went from No. 7 to No. 6.

• Jaylen Barford is the only player in the SEC to rank in the top three in points per game (3rd), FG percentage (3rd) and 3-point FG percentage (2nd).

» GAMEDAY INFORMATION »

DATE: Saturday, Jan. 20, 2018 | 2:30 p.m. CT
LOCATION: Bud Walton Arena (Fayetteville, Ark.)
TV: SEC Network | WatchESPN
TALENT: Richard Cross (PXP), Barry Booker (Analyst)
RADIO: Razorback/IMG Sports Network
TALENT: Chuck Barrett (PXP), Matt Zimmerman (Analyst)
STATS: ArkansasRazorbacks.com | StatBroadcast
SERIES RECORD: Arkansas leads, 45-32
SERIES NOTE: The Hogs have won 3 of the last 4 meetings

» A WIN WOULD »

- Give the Razorbacks double-digit wins at Bud Walton Arena for the 15th consecutive season.
- Make Arkansas 30-6 in its last 36 games in Bud Walton Arena.
- Tie Arkansas for the fourth-most home wins in the country during the Mike Anderson era at 105.

» THE BEST IN THE SEC »





• Jaylen Barford leads the SEC in scoring during league play at 19.7 points per game.

» HOW THEY COMPARE » BY THE NUMBERS »

	84.4	.491	.392	35.4	15.6	4.7	6.4	75.7	.436	.349	-0.3	+1.5
	≈	≈	≈							≈	≈	≈
	POINTS	FG%	3FG%	BOARDS	ASSISTS	BLOCKS	STEALS	SCORING DEFENSE	FG% DEFENSE	3FG% DEFENSE	REBOUND MARGIN	AST-TO RATIO
	78.1	.438	.328	38.1	16.1	5.1	6.6	74.7	.421	.355	-0.3	+1.4

#FASTEST40



NUMERICAL ROSTER »

No.	Name	Pos.	Yr.	Ht.	Wt.	Hometown/High School/Last School
0	Jaylen Barford	G	Sr.	6-3	202	Jackson, Tenn./South Side HS/Motlow State CC
1	Trey Thompson	F	Sr.	6-9	265	Madison Ark./Forrest City HS
2	Adrio Bailey	F	So.	6-6	204	Campti, La./Lakeview HS
3	Khalil Garland	G	Fr.	6-5	198	Little Rock, Ark./Parkview HS
4	Daryl Macon	G	Sr.	6-3	185	Little Rock, Ark./Parkview HS/Holmes CC
5	Arlando Cook	F	Sr.	6-8	215	St. Louis, Mo./Madison Prep/Connors State College
10	Daniel Gafford	F	Fr.	6-11	234	El Dorado, Ark./El Dorado HS
11	Jalen Harris*	G	So.	6-2	166	Raleigh, N.C./Word of God Christian Academy/New Mexico
13	Dustin Thomas	F	Sr.	6-8	225	Texarkana, Texas/Pleasant Grove HS/Colorado
14	JT Plummer	G	Sr.	6-1	185	San Antonio, Texas/TMI Episcopal
15	Jonathan Holmes	G	So.	5-10	190	Columbia, Ill./Columbia HS
20	Darius Hall	F	Fr.	6-6	202	Little Rock, Ark./Mills University Studies HS
22	Gabe Osabuohien	F	Fr.	6-8	219	Toronto, Canada/Southwest Christian Academy
23	C.J. Jones	G	So.	6-5	175	Birmingham, Ala./Central Park Christian
31	Anton Beard	G	Sr.	6-0	198	N. Little Rock, Ark./North Little Rock HS

*Will sit out the 2017-18 season due to NCAA transfer rules

COACHING STAFF »

Title	Name	Experience	Alma Mater
Head Coach	Mike Anderson	7th Year	Tulsa, '82
Associate Head Coach	Melvin Watkins	7th Year	Charlotte, '77
Assistant Coach	TJ Cleveland	7th Year	Arkansas, '02
Assistant Coach	Scotty Thurman	2nd Year	Philander-Smith, '03
Director of Operations	Matt Zimmerman	7th Year	Arkansas, '90
Director of S-A Development	Jeff Daniels	7th Year	Montevallo, '82
Video Coordinator	Will Bartlett	7th Year	Missouri, '09
Graduate Assistant	Riley Hall	2nd Year	Arkansas, '16
Graduate Assistant	Velton Kennedy	1st Year	Arkansas, '17
Athletic Trainer	Dave England	35th Year	Arkansas, '80



#0 Jaylen Barford
Sr. | G | 6-3 | 202 | Jackson, Tenn.



#1 Trey Thompson
Sr. | F | 6-9 | 265 | Madison, Ark.



#2 Adrio Bailey
So. | F | 6-6 | 204 | Campti, La.



#3 Khalil Garland
Fr. | G | 6-5 | 198 | Little Rock, Ark.



#4 Daryl Macon
Sr. | G | 6-3 | 185 | Little Rock, Ark.



#5 Arlando Cook
Sr. | F | 6-8 | 215 | St. Louis, Mo.



#10 Daniel Gafford
Fr. | F | 6-11 | 234 | El Dorado, Ark.



#11 Jalen Harris
So. | G | 6-2 | 164 | Raleigh, N.C.



#13 Dustin Thomas
Sr. | F | 6-8 | 225 | Texarkana, Texas



#15 Jonathan Holmes
So. | G | 5-10 | 190 | Columbia, Ill.



#20 Darius Hall
Fr. | F | 6-6 | 210 | Little Rock, Ark.



#22 Gabe Osabuohien
Fr. | F | 6-8 | 219 | Toronto, Canada



#23 C.J. Jones
So. | G | 6-5 | 175 | Birmingham, Ala.



#31 Anton Beard
Sr. | G | 6-0 | 185 | North Little Rock, Ark.



Mike Anderson
Head Coach | 7th Season

A-Z ROSTER »

No.	Name	Yr.
2	Bailey, Adrio	So.
0	Barford, Jaylen	Sr.
31	Beard, Anton	Sr.
5	Cook, Arlando	Sr.
10	Gafford, Daniel	Fr.
3	Garland, Khalil	Fr.
20	Hall, Darius	Fr.
11	Harris, Jalen	So.
15	Holmes, Jonathan	So.
23	Jones, C.J.	So.
4	Macon, Daryl	Sr.
22	Osabuohien, Gabe	Fr.
14	Plummer, JT	Sr.
13	Thomas, Dustin	Sr.
1	Thompson, Trey	Sr.

BY STATE »

Alabama (1)		
23	C.J. Jones	Birmingham, Ala.
Arkansas (6)		
1	Trey Thompson	Madison Ark.
3	Khalil Garland	Little Rock, Ark.
4	Daryl Macon	Little Rock, Ark.
10	Daniel Gafford	El Dorado, Ark.
20	Darius Hall	Little Rock, Ark.
31	Anton Beard	N. Little Rock, Ark.
Canada (1)		
22	Gabe Osabuohien	Toronto
Illinois (1)		
15	Holmes, Jonathan	Columbia, Ill.
Louisiana (1)		
2	Adrio Bailey	Campti, La.
Missouri (1)		
5	Arlando Cook	St. Louis, Mo.
North Carolina (1)		
11	Jalen Harris*	Raleigh, N.C.
Tennessee (1)		
0	Jaylen Barford	Jackson, Tenn.
Texas (2)		
13	Dustin Thomas	Texarkana, Texas
14	JT Plummer	San Antonio, Texas

BY CLASS »

SENIORS (7)		Pos.
0	Jaylen Barford	Sr.
1	Trey Thompson	Sr.
4	Daryl Macon	Sr.
5	Arlando Cook	Sr.
13	Dustin Thomas	Sr.
14	JT Plummer	Sr.
31	Anton Beard	Sr.
<hr/>		
SOPHOMORES (4)		
2	Adrio Bailey	So.
11	Jalen Harris*	So.
15	Jonathan Holmes	So.
23	C.J. Jones	So.
<hr/>		
FRESHMEN (4)		
3	Khalil Garland	Fr.
10	Daniel Gafford	Fr.
20	Darius Hall	Fr.
22	Gabe Osabuohien	Fr.

THE PRONUNCIATIONS »

Adrio Bailey: A-Dree-O
Gabe Osabuohien: oh-sah-BOY-en

CLOSE CALLS »

• Arkansas is 8-1 in its last nine contests decided by one possession, the best mark since the 1994-95 season.

• In games decided by four points or less, Arkansas has won nine of the last 10, including a 5-1 mark away from Bud Walton Arena.

EXCEEDING EXPECTATIONS »

• After being picked to finish sixth in the SEC by the media, Arkansas is looking to finish higher than it was picked for the fifth straight season.

Year	Picked	Finished
2017-18	6th	TBD
2016-17	5th	T-3rd
2015-16	11th	T-8th
2014-15	3rd	2nd
2013-14	8th	5th

SUSTAINED SUCCESS »

• The Razorbacks are one of four teams in the league to finish .500 or better in SEC play each of the last five years.

• Arkansas and Kentucky are the only schools to finish in the top three of the SEC in two of the last three years.

THE 2018 SIGNING CLASS »

• The Razorbacks signed six incoming freshmen during the 2018 early signing period, ranking as the 17th-best class in the country by ESPN.

Signee	Pos.	Ht.	Hometown
Ethan Henderson	6-9	F	Little Rock, Ark.
Reggie Chaney	6-8	F	Tulsa, Okla.
Jordan Phillips	6-7	G	Cedar Hill, Texas
Keyshawn Embery	6-3	G	Oklahoma City
Isaiah Joe	6-4	G	Fort Smith, Ark.
Desi Sills	6-2	G	Jonesboro, Ark.

HIGH-PERCENTAGE HOGS »

• Daniel Gafford ranks fifth among all freshmen in the country in field goal percentage at 63.2 percent, good for 30th overall in the nation.

• Gafford's 63.2 mark is on pace for the second-best mark by a Razorback freshman in school history. The current record is held by Sidney Moncrief, who shot 66.5 percent in his first season as a Razorback.

• Jaylen Barford is the only player in the SEC to rank in the top three in points per game (3rd), field goal percentage (3rd) and three-point field goal percentage (2nd).

THE RUNNIN' RAZORBACKS »

• Arkansas has 46 runs of seven points or more in 18 games this season, compared to just 23 by opponents.

• The Razorbacks have multiple runs of seven points or more in 15 of 18 games.

Run	Ark	Opp
7-0	14	4
8-0	7	7
9-0	6	2
10-0	6	5
11-0	4	2
12-0	1	1
13-0	2	2
14-0	2	-
15-0	1	-
16-0	1	-
19-0	2	-
Total Runs	46	23

• Arkansas has 19 runs of 10 or more points through 17 games this season, including four in the season opener against Samford and three against Oral Roberts and CSU Bakersfield.

NO CUPCAKE FOR YOU »

• Arkansas' opponents so far have combined for a 211-122 record with 14 of the 18 schools posting 10+ wins.

Opponent	Result	Record
at Auburn	L	16-2
vs. #13 North Carolina	L	15-4
vs. Oklahoma	W	14-3
at Houston	L	14-4
at Mississippi State	L	14-4
Fresno State	W	14-6
#14 Minnesota	W	14-6
Missouri	W	13-5
at Florida	L	13-5
#19 Tennessee	W	12-5
Bucknell	W	12-8
LSU	L	11-6
vs. UConn	W	10-8
Colorado State	W	10-10
vs. Troy	W	8-10
CSU Bakersfield	W	7-11
Samford	W	7-11
Oral Roberts	W	7-14
Totals...	12-6	211-122

BEST RETURNING DUO IN 24 YEARS »

• Jaylen Barford and Daryl Macon are the first Razorback duo since Scotty Thurman and Corliss Williamson to return after both players recorded 450-plus points and 70-plus assists the previous season. (via @HogStats)

Player	Season	Assists	Points
Daryl Macon	2016-17	80	483
Jaylen Barford	2016-17	72	459
Corliss Williamson	1993-94	74	695
Scotty Thurman	1993-94	103	539

RECORD BREAKDOWN

At Home (Bud Walton Arena)	9-1
On The Road	0-4
Neutral	3-1
White Uniforms	10-1
Cardinal Uniforms	0-4
Anthractive Uniforms	0-0
Special Edition PK80 Uniforms	2-1

HALFTIME/LEADS/OVERTIME

Leading at the half, home	9-0
Leading at the half, road/neutral	2-0
Tied at the half, home	0-0
Tied at the half, road/neutral	0-0
Trailing at the half, home	1-1
Trailing at the half, road/neutral	0-5
Games decided by 5 points or fewer	2-1
Games decided by 10 points or fewer	4-1
Leading with 5:00 left	10-1
Leading with 2:00 left	10-1
Overtime games	1-0

OFFENSE

Scoring less than 70 points	1-3
Scoring 70-79 points	0-3
Scoring 80-89 points	2-0
Scoring 90-99 points	6-0
Scoring 100+ points	3-0
2 Players Or Less in Double Figures	0-1
3 Players in Double Figures	2-3
4 Players in Double Figures	6-2
5 Players in Double Figures	2-0
6 Players in Double Figures	2-0
7 Players in Double Figures	0-0
1 Player Scores 20 Points	5-3
2 Players Score 20 Points	2-0
When shooting 50 percent or higher	8-1
When shooting less than 50 percent	4-5

REBOUNDING/TURNOVERS

When outrebounding opponent	6-1
When outrebounded	5-4
When rebounds are even	1-1
When grabbing 10+ offensive reb	4-3
When forcing 15+ turnovers	8-0
When committing less than 15 turnovers	11-6
When committing 15+ turnovers	1-0

Top Scorers (Includes Ties)

Jaylen Barford	7-5
Daryl Macon	4-1
Daniel Gafford	2-0
C.J. Jones	1-0
Anton Beard	0-1

Top Rebounders (Includes Ties)

Daniel Gafford	7-3
Trey Thompson	2-2
Daryl Macon	1-0
Anton Beard	1-0
Darius Hall	1-1
Jaylen Barford	1-1
Dustin Thomas	1-1

Months

In November	5-1
In December	6-1
In January	1-4
In February	0-0
In March	0-0

SERIES HISTORY »

Series:	Arkansas leads 44-33
Since Arkansas joined the SEC:	Arkansas leads 26-23
In Fayetteville:	Arkansas leads 14-11
In Oxford:	Ole Miss leads 19-7
In Little Rock:	Arkansas leads 8-2
In Memphis:	Arkansas leads 9-0
In Nashville:	Arkansas leads 1-0
In Shreveport:	Arkansas leads 2-0
In Pine Bluff:	Arkansas leads 1-0
In Blytheville:	Arkansas leads 2-0

• Arkansas has won three of the last four meetings against the Rebels.

• In the last meeting against Ole Miss in Bud Walton Arena (02/18/17), Daryl Macon became the fourth Razorback player since Arkansas joined the SEC to score 30 points off the bench.

The Last 20 Meetings

Date	Site	W/L	Score
03/10/17	Nashville	W	73-72
02/18/17	Fayetteville	W	98-80
02/13/16	Oxford	L	76-60
02/14/15	Oxford	W	71-70
01/17/15	Fayetteville	L	96-82
03/05/14	Fayetteville	W	110-80
01/19/13	Oxford	L	76-64
02/28/12	Fayetteville	L	77-75
01/11/12	Oxford	L	71-63
03/05/11	Oxford	L	84-74
02/05/11	Fayetteville	L	69-60
03/06/10	Fayetteville	L	68-66
01/31/10	Oxford	W	80-73
03/04/09	Fayetteville	L (OT)	98-91
01/14/09	Oxford	L	74-65
03/04/08	Oxford	L	81-72
02/09/08	Fayetteville	W	75-69
02/17/07	Fayetteville	W	83-66
01/13/07	Oxford	L	74-72
02/15/06	Oxford	L	73-70

SENIOR GUARDS WIN GAMES »

• In the upset win against No. 19 Tennessee, Daryl Macon's 33 points and Jaylen Barford's 28 points marked the first time Arkansas has had two 28-point scorers in an SEC game.

• Against current AP Top 25 teams, Barford (22.3) and Macon (19.3) have combined to average 41.6 points per game in four contests.

• Against Tennessee, Daryl Macon became one of six players in program history to record multiple 30-point games against SEC opponents.

NEWS AND NOTES »

• Arkansas has recorded 10 victories over AP Top 25 teams during the Mike Anderson era, including at least one in six of his first seven years.

• The Razorbacks posted two AP top-20 wins in a five-game span with wins over No. 14 Minnesota and No. 19 Tennessee. Arkansas has multiple top-20 wins in the same season for the third time under Coach Anderson.

• From Dec. 5 through Dec. 27, the Razorbacks had five straight games with fewer than 10 turnovers for the first time in the last 20 years.

• Jaylen Barford tied for second in the country with 10 games of 15+ points, 2+ rebounds, 2+ assists and less than 3 turnovers.

• During the Mike Anderson era, Arkansas is 116-7 in games it led at the half, including 31 consecutive victories. This year, the Razorbacks have led by an average of 13.5 points at the break in 12 wins.

• The Razorbacks are the only high-major program in country with seven seniors on its roster. TCU and Minnesota both have six.

• Arkansas recorded 28 assists in the season opener, marking the third time in the 21st century and the second time in the Anderson era the Razorbacks had 28-plus assists in a game. The Razorbacks recorded 27 assists against Oral Roberts on Dec. 19.

• During the last seven years, Arkansas is 43-3 when dishing out 20 assists, including a 31-1 mark in non-conference play. The Razorbacks are 4-0 this season when recording 20-plus dimes.

• Daryl Macon and Jaylen Barford are looking to become the sixth and seventh players in program history to score 1,000 points as a Razorback in just two seasons. They could follow in the footsteps of Martin Terry, Scotty Thurman, Todd Day, Dusty Hannahs and Bobby Portis.

Player	Games	Years	PPG	Points
Martin Terry	52	1972-73	26.3	1,368
Scotty Thurman	65	1993-94	16.6	1,079
Todd Day	67	1989-90	16.5	1,109
Dusty Hannahs	68	2016-17	15.4	1,047
Bobby Portis	70	2014-15	15.0	1,047
Jaylen Barford	54	2017-18	14.8	800
Daryl Macon	54	2017-18	14.1	764

MISCELLANEOUS STATISTICS »

Double-Figure Scoring Games

Player	13-14	14-15	15-16	16-17	17-18	Career
Barford	--	--	--	27	17	44
Beard	--	8	7	14	13	42
Macon	--	--	--	27	14	41
Gafford	--	--	--	--	12	12
Thomas	1	3	--	4	1	9
Jones	--	--	--	2	7	9
Bailey	--	--	--	1	3	4
Hall	--	--	--	--	3	3
Thompson	--	0	2	0	0	2

20-Point Scoring Games

Player	13-14	14-15	15-16	16-17	17-18	Career
Barford	--	--	--	5	7	12
Macon	--	--	--	3	5	8
Gafford	--	--	--	--	1	1

30-Point Scoring Games

Player	13-14	14-15	15-16	16-17	17-18	Career
Macon	--	--	--	1	1	2

3 + Three-Pointers in a Game

Player	13-14	14-15	15-16	16-17	17-18	Career
Macon	--	--	--	11	7	18
Barford	--	--	--	2	7	9
Jones	--	--	--	1	6	7
Beard	--	2	1	2	1	6
Thomas	0	1	--	0	0	1

5 + Three-Pointers in a Game

Player	13-14	14-15	15-16	16-17	17-18	Career
Macon	--	--	--	1	4	5
Jones	--	--	--	0	2	2
Barford	--	--	--	0	1	1

Double Figure Rebounding Games

Player	13-14	14-15	15-16	16-17	17-18	Career
Gafford	--	--	--	--	2	2
Thompson	--	0	0	1	1	2

Double-Doubles

Player	13-14	14-15	15-16	16-17	17-18	Career
Gafford	--	--	--	--	1	1

5 + Assist Games

Player	13-14	14-15	15-16	16-17	17-18	Career
Macon	--	--	--	5	7	12
Barford	--	--	--	1	4	5
Thompson	--	0	1	1	2	4
Beard	--	0	0	2	2	4

3 + Steals in a Game

Player	13-14	14-15	15-16	16-17	17-18	Career
Barford	--	--	--	6	1	7
Beard	--	4	1	2	0	7
Macon	--	--	--	2	2	4
Thomas	0	1	--	1	0	2
Thompson	--	0	0	1	0	1
Bailey	--	--	--	1	0	1

3 + Blocks in a Game

Player	13-14	14-15	15-16	16-17	17-18	Career
Gafford	--	--	--	--	6	6
Thompson	--	0	2	1	0	3
Jones	--	--	--	1	0	1
Cook	--	--	--	1	0	1
Bailey	--	--	--	0	1	1

WELCOME TO THE #DUNKPALACE

DUNKS BY PLAYER »

Daniel Gafford	40
Adrio Bailey	13
Darius Hall	6
Trey Thompson	5
C.J. Jones	4
Gabe Osabuohien	2
Daryl Macon	2
Jaylen Barford	1
8 Players	73

MOST DUNKS IN A GAME »

12	Samford (11/10/17)
7	Troy (12/16/17)
7	Fresno State (11/17/17)
6	Mississippi State (1/2/18)
6	Oral Roberts (12/19/17)
5	CSU Bakersfield (12/27/17)
5	Colorado State (12/5/17)
4	UConn (11/26/17)
4	Bucknell (11/12/17)
3	Minnesota (12/09/17)

MOST DUNKS IN A HALF »

8	2nd	Samford (11/10/17)
6	2nd	Fresno State (11/17/17)
5	2nd	Troy (12/16/17)
4	1st	Oral Roberts (12/19/17)
4	1st	Samford (11/10/17)

RECORD BY DUNKS »


5+ Dunks	7-1
4+ Dunks	8-1
2+ Dunks	12-3
1 Dunk	0-1
Held Without a Dunk	0-2

MOST DUNKS IN THE SEC »

Alabama	80
Mississippi State	80
Arkansas	73
Kentucky	65
Auburn	65
Texas A&M	65
Missouri	54
LSU	46
Florida	39
Vanderbilt	39
Tennessee	36
Georgia	32
Ole Miss	30
South Carolina	23

Daniel Gafford has more dunks than 6 SEC teams »

73 DUNKS IN 18 GAMES



• Arkansas' 73 dunks are the most through 18 games of the Mike Anderson era. The next fastest team to reach 73 dunks were the 2012-13 and 2013-14 teams, which each needed 24 games.

• Arkansas' 12 dunks against Samford are the most throwdowns of the Mike Anderson era in a single game with the previous high of eight coming against Mississippi State on Jan. 23, 2013.

Dunks	Opponent	Year
12	Samford	2017-18
8	Mississippi State	2012-13
7	Troy	2017-18
7	Fresno State	2017-18
7	Minnesota	2012-13
7	Alabama A&M	2012-13
7	Northwestern State	2015-16
7	Northwestern State	2014-15
7	Vanderbilt	2014-15

• Three of the four highest single-game dunk totals of the Mike Anderson era have come this season.

• The Razorbacks tallied just 46 dunks last season in 36 games.

• Arkansas is 12-2 this year when Daniel Gafford records at least one dunk. He has 40 dunks, which is more than six teams in the SEC.

MIKE ANDERSON



CAREER NUMBERS

At Arkansas: 140-80 (7th Year)

2017-18 » 12-6
2016-17 » 26-10 (NCAA, Second Round)
2015-16 » 16-16
2014-15 » 27-9 (NCAA, Third Round)
2013-14 » 22-12 (NIT, Second Round)
2012-13 » 19-13
2011-12 » 18-14

At Missouri: 111-57 (5 Years)

2010-11 » 23-11 (NCAA Second Round)
2009-10 » 23-11 (NCAA Second Round)
2008-09 » 31-7 (NCAA Elite Eight)
2007-08 » 16-16
2006-07 » 18-12

At Alabama-Birmingham (UAB): 89-41 (4 Years)

2005-06 » 24-7 (NCAA First Round)
2004-05 » 22-11 (NCAA Second Round)
2003-04 » 22-10 (NCAA Sweet 16, C-USA Co-Champs)
2002-03 » 21-13 (NIT Quarterfinals)

Overall Record **340-178 (16th Year)**

IT'S A NUMBERS GAME

Postseason Tournaments

1 2 3 4 5 6 7 8 9 10

20-Win Seasons

1 2 3 4 5 6 7 8 9 10

NCAA Tournaments

1 2 3 4 5 6 7 8

30-Win Seasons

1

Losing Seasons

0

PERSONAL INFO

Born: Dec. 12, 1959
Hometown: Birmingham, Ala.
Alma Mater: Tulsa (1982)
Wife: Marcheita
Children: Darcheita, Michael Jr., Yvonne
Date Named Head Coach at Arkansas: March 23, 2011

HEAD COACH
7TH SEASON AT ARKANSAS
16TH SEASON OVERALL

Razorback Nation welcomed home one of its own on March 23, 2011, when Mike Anderson was named the 12th head men's basketball coach in Arkansas history. Charged with bringing back the winning tradition that was synonymous with the Razorback program throughout the '80s and '90s, Anderson enters his seventh season at Arkansas and 16th year as a head coach in 2017-18.

Anderson continued to bring Razorback basketball back to national relevance in 2016-17, leading Arkansas to a 26-10 record, a spot in the SEC Tournament Championship game and on the brink of knocking off the eventual National Champion North Carolina Tar Heels with the Sweet 16 on the line.

The Razorbacks posted the seventh-most wins in program history last season, as Anderson led his squad to 12 SEC victories for the fifth time in school history and captured six conference road victories, tying the 1994 championship team and the 2015 NCAA Tournament squad for the most in the SEC era. The Razorbacks ended the season 8-3 in their last 11 SEC road contests, the best stretch since the end of the 1993-94 and beginning of the 1994-95 seasons. Arkansas used its second-best free throw percentage in school history (.761) to post a 4-0 record in games decided by one possession and a perfect 24-0 mark when leading with two minutes left in the contest.

The outlook on Razorback basketball has never been brighter, as Anderson welcomes a top-25 recruiting class to Fayetteville for the upcoming season that features four of the top five players in the state of Arkansas. Three of the four players are listed as four-star prospects by ESPN as Anderson's staff continues to land the best talent in the state.

During the last four years, 17 current or former players have received their degree from the University of Arkansas, including five individuals during the 2016-17 season. Seniors Dusty Hannahs, Moses Kingsley and Manuele Watkins walked across the stage, while junior Trey Thompson participated in commencement and is scheduled to complete his degree in December and wear the coveted "SEC Graduate" patch on his uniform during the 2017-18 campaign. Former Razorback great and all-time assist leader Kareem Reid walked across the stage 18 years after his final game as a Hog, and former graduate transfer Willy Kouassi graduated in the summer of 2017 with his master's degree.

During his first six seasons at Arkansas, Anderson produced a 128-74 record and was the first head coach in program history to win 18 or more games in each of his first four years. Anderson has also re-established Bud Walton Arena as one of the toughest places to play and brought excitement back to the tradition-rich program. Since his return to Fayetteville, the Razorbacks are tied for the fourth-most home victories in the country with 95 and are one of four teams in the country with 95-plus wins and 15 or fewer losses at home over the last six seasons. The 2012-13 squad posted just the third unbeaten SEC home record (9-0) in program history and the first since 1998. The success on-and-off the court has translated into fan support as Arkansas returned to the top 25 in national attendance the first six years, including No. 12 in 2016-17.

CONSISTENCY

Head coach Mike Anderson is one of just four current Division I coaches with 15-plus years of head coaching experience and zero losing seasons. He is the only coach to accomplish the feat at three different programs.

Coach	Schools	Yrs
Roy Williams	Kansas/UNC	30th
Tom Izzo	Michigan State	23rd
Mark Few	Gonzaga	18th
Mike Anderson	UAB/Missouri/Arkansas	16th

BY THE NUMBERS »

4

» At least four Arkansas players have earned SEC Academic Honor Roll honors each of the last four years.

18

» Arkansas has had 18 current and former players graduate since May 2014, averaging 4.5 graduates per academic year.

21

» During the last four years, men's basketball has earned 21 SEC All-Academic honors, including seven in 2015-16.


PLAY HARD ACT RIGHT

• Senior Trey Thompson in December and is wearing the coveted "SEC Graduate" patch on his uniform during the remainder of the 2017-18 campaign.

• Arkansas had a team grade point average of 2.93 last year, while all four incoming freshman had over a 3.3 GPA during their summer term.

18

CURRENT OR FORMER PLAYERS HAVE GRADUATED IN THE LAST 4 YEARS



THE NATIONAL POLLS »

Associated Press Poll (Jan. 15)

RK	TEAM	RECORD	POINTS
1	Villanova (63)	16-1	1,623
2	Virginia (1)	16-1	1,527
3	Purdue (1)	17-2	1,411
4	Oklahoma	14-2	1,371
5	Duke	15-2	1,319
6	West Virginia	15-2	1,304
7	Wichita State	15-2	1,283
8	Texas Tech	15-2	1,276
9	Michigan State	16-3	1,062
10	Kansas	14-3	1,032
11	Xavier	16-3	928
12	Cincinnati	15-2	858
13	Gonzaga	16-3	829
14	Arizona	14-4	723
15	North Carolina	14-4	666
16	Arizona State	14-3	639
17	Auburn	16-1	523
18	Kentucky	14-3	487
19	Seton Hall	15-3	455
20	Clemson	15-2	444
21	Tennessee	12-4	358
22	Ohio State	15-4	276
23	Michigan	15-4	233
24	TCU	13-4	196
25	Miami	13-3	143

Others receiving votes: Creighton 56, Rhode Island 39, Florida State 25, Nevada 23, Saint Mary's 19, New Mexico State 4, Louisville 2, **Florida 1**

USA Today Coaches Poll (Jan. 15)

RK	TEAM	RECORD	POINTS
1	Villanova (31)	16-1	798
2	Virginia	16-1	757
3	Purdue (1)	17-2	678
4	Wichita State	15-2	664
5	Duke	15-2	638
6	Oklahoma	14-2	632
7	West Virginia	15-2	624
8	Texas Tech	15-2	607
9	Michigan State	16-3	513
10	Kansas	14-3	501
11	Cincinnati	15-2	446
12	Xavier	16-3	442
13	Gonzaga	16-3	414
14	North Carolina	14-4	298
15	Arizona State	14-3	298
16	Kentucky	14-3	272
17	Arizona	14-4	271
18	Clemson	15-2	242
19	Seton Hall	15-3	239
20	Auburn	16-1	213
21	Tennessee	12-4	187
22	Ohio State	15-4	109
23	Miami	13-3	108
24	Michigan	15-4	107
25	TCU	13-4	103

Others receiving votes: Creighton 77, Saint Mary's 43, Florida State 34, Nevada 23, Notre Dame 18, Rhode Island 16, Boise State 7, UCLA 5, **Florida 5**, Baylor 4, New Mexico State 2, **Oklahoma State 2**, Middle Tennessee 2, Louisiana 1

WEEK-BY-WEEK RANKINGS »

WEEK	AP	COACHES	NCAA RPI
Preseason	NR	RV	--
Nov. 13	RV	RV	--
Nov. 20	RV	RV	--
Nov. 27	RV	RV	--
Dec. 4	NR	NR	13
Dec. 11	RV	RV	9
Dec. 18	RV	RV	8
Dec. 25	RV	RV	11
Jan. 1	22	23	4
Jan. 8	RV	RV	17
Jan. 15	NR	NR	21
Jan. 22			
Jan. 29			
Feb. 5			
Feb. 12			
Feb. 19			
Feb. 26			
March 5			
March 12			
April 2 (Final)			

The Last time Arkansas was ranked in the AP...

Top 25:	No. 22	Jan. 1, 2018
Top 15:	No. 15	Nov. 14, 2000
Top 10:	No. 6	1994-95 Final Poll
Top 5:	No. 5	March 7, 1995
No. 1:	No. 1	1994-95 Preseason Poll

QUICK FACTS »

ABOUT ARKANSAS

Location.....	Fayetteville, Ark.
Enrollment	27,558
Founded.....	1871
Colors	Cardinal (PMS 201) and White
Nickname.....	Razorbacks
Conference.....	Southeastern (SEC)
Arena (Capacity).....	Bud Walton Arena (19,200)

ADMINISTRATION

System President.....	Dr. Donald R. Bobbitt
Chancellor.....	Dr. Joseph E. Steinmetz
Athletic Director.....	Hunter Yurachek
Faculty Representative	Gerald Jordan

COMMUNICATIONS

Associate Communications Director.....	David Beall
Email	jdb048@uark.edu
Office Phone.....	479-575-3114
Cell Phone.....	479-445-5336
Twitter	@Beall_sid
Secondary Contact	Brent Hull
Email	bwh003@uark.edu
Office Fax.....	479-575-7481
Athletic Website	ArkansasRazorbacks.com
Bud Walton Arena Press Row.....	479-575-6622
Arkansas Ticket Office.....	479-575-5151

HISTORY

First Year	1923-24
Seasons.....	95th
Overall Conference Championships . 24 (2 SEC, 22 SWC)	
SEC Overall Championships	2 (1992, 1994)
SEC Division Championships ..	4 (1992, 1993, 1994, 1995)
SEC Tournament Championships	1 (2000)
NCAA Tournament Appearances	31*
National Championships.....	1 (1994)
National Runner-Up.....	1 (1995)
NCAA Final Fours.....	6 (1941, 1945, 1978, 1990, 1994, 1995)
NCAA Elite Eight	6 (1978, 1979, 1990, 1994, 1995)
NCAA Sweet 16	10
NIT Record (App.)	5-4 (3)

* - Arkansas also received a bid in 1944 but was unable to participate due to a car accident. Total number of appearances is 31.

THE LITTLE THINGS MATTER »

Player	Deflections	Charges	Steals	Dunks	Blocks
Adrio Bailey	76	4	9	13	19
Jaylen Barford	79	1	17	1	6
Anton Beard	80	4	15	0	1
Arlando Cook	22	0	4	0	2
Daniel Gafford	117	5	10	40	35
Khalil Garland	0	0	0	0	0
Darius Hall	50	6	10	6	3
Jonathan Holmes	3	0	1	0	0
C.J. Jones	27	0	5	4	4
Daryl Macon	54	0	22	2	2
Gabe Osabuohien	18	4	1	2	1
Dustin Thomas	62	6	9	0	0
Trey Thompson	80	0	12	5	11
Totals	668	30	115	73	84

HONORS AND AWARDS »

Daryl Macon

- SEC Player of the Week (Jan. 1, 2018)
- SEC Player of the Week (Dec. 18, 2017)
- Preseason coaches All-SEC second team
- SEC All-Tournament Team (2017)
- SEC Player of the Week (Feb. 20, 2017)
- MVP of the Lone Star Shootout (2017)

Jaylen Barford

- Preseason coaches All-SEC second team
- PK80 Victory Bracket All-Tournament team

Anton Beard

- SEC All-Freshman (2015)
- SEC Freshman of the Week (Feb. 23, 2015)

Daniel Gafford

- SEC Freshman of the Week (Dec. 11, 2017)

Trey Thompson

- SEC Winter Academic Honor Roll (2015-16)
- SEC First Year Academic Honor Roll (2014-15)

Dustin Thomas

- SEC First Year Academic Honor Roll (2015-16)

PROHOGS BY THE NUMBERS »

#PR HOGS

37

» Arkansas has had 37 all-time NBA Draft selections from 35 different players in program history.

16

» The Razorbacks have 16 All-Star game appearances by Joe Johnson (7), Sidney Moncrief (5) and Alvin Robertson (4).

12

» Arkansas has 12 first round NBA Draft picks in program history with Sidney Moncrief going No. 5 overall in 1979.

PROHOGS PRODUCTION »

Arkansas has had 29 former players go on to play in the NBA, including three this season as listed below.

Player	Team	Yrs	Draft Class
Joe Johnson	Jazz	17th	2001 - 10th (UTA)
Patrick Beverley	Rockets	6th	2009 - 42nd (LAC)
Bobby Portis	Bulls	3rd	2015 - 22nd (CHI)

THE LAST TIME ARKANSAS »

POINTS »

- Scored 100+ : 12/19/17 - 104 vs. Oral Roberts
- Scored 100+ in an SEC game: 02/10/15 - 101 vs. Auburn
- Scored fewer than 50: 02/09/16 - 46 at Mississippi State

OVERTIME GAMES »

- Played in an OT game: 12/30/17 vs. Tennessee, W, 95-93 (OT)
- Played in a 2OT game: 01/16/13 vs. Auburn, W, 88-80 (2 OT)
- Played in a 3OT game: 02/09/80 vs. Houston, L, 90-84 (3 OT)

VERSUS TOP-25 OPPONENTS »

- Beat an AP Top 25 team: 12/30/17 vs. No. 19 Tennessee, W, 95-93 (OT)
- Beat an AP Top 20 team: 12/30/17 vs. No. 19 Tennessee, W, 95-93 (OT)
- Beat an AP Top 15 team: 12/09/17 vs. No. 14 Minnesota, W, 95-79
- Beat an AP Top 10 team: 01/27/16 vs. No. 5 Texas A&M, W, 74-71
- Beat an AP Top 5 team: 01/27/16 vs. No. 5 Texas A&M, W, 74-71

VERSUS TOP-25 OPPONENTS ON THE ROAD »

- Beat an AP Top 25 team on road: 02/15/17 at No. 21 South Carolina, W, 83-76
- Beat an AP Top 5 team on road: 02/09/94 at No. 4 Kentucky, W, 90-82

DOUBLE-DOUBLES »

- Two players in same game: 02/17/16 vs. Auburn
 - Moses Kingsley (20 pts, 10 rebs) and Jabril Durham (12 pts, 10 asts)

3-POINT SHOOTING »

- 10+ 3FGM in a game: 12/27/17 - 10 vs. CSU Bakersfield
- 15+ 3FGM in a game: 01/09/16 - 16 vs. Mississippi State

AT THE CHARITY STRIPE »

- Attempted 30+ FT in a game: 12/30/17 - 33 vs. Tennessee
- 20+ FTM in a game: 12/30/17 - 21 (of 33) vs. Tennessee
- 25+ FTM in a game: 11/26/17 - 25 (of 33) vs. UConn

ASSISTS »

- Had 20+ assists: 12/19/17 - 27 vs. Oral Roberts
- Had 20+ assists in back-to-back games: 12/05/17 (22 vs. Colorado State)
12/09/17 (23 vs. Minnesota)
- Had 25+ assists: 12/19/17 - 27 vs. Oral Roberts
- Had 2 players with 5+ assists: 12/16/17 vs. Troy (Macon - 5, Barford - 5)
- Had 3 players with 5+ assists: 11/10/17 vs. Samford (Macon - 8, Barford & Beard - 6)

THE LAST TIME AN ARKANSAS PLAYER »

POINTS »

- Scored 30-39 points in a game: 12/30/17 - 33 by Daryl Macon vs. Tennessee
- Scored 40-49 points in a game: 01/11/92 - 43 by Todd Day vs. LSU
- Scored 50+ points in a game: 11/13/09 - 51 by Rotnei Clarke vs. Alcorn State

DOUBLE-DOUBLES »

- Points/Rebounds: 01/17/18 - 14 pts and 11 rebs by Daniel Gafford at Florida
- Points/Assists: 02/17/16 - 12 pts and 10 asts by Jabril Durham vs. Auburn

REBOUNDS »

- Had 15+ rebounds in a game: 03/07/15 - 15 by Bobby Portis vs. LSU
- Had 20+ rebounds in a game: 11/21/97 - 23 by Nick Davis vs. Jackson State

THREE-POINT SHOOTING »

- 5+ 3FGM in a game: 01/17/18 - 5 (6 att) by Jaylen Barford at Florida

AT THE CHARITY STRIPE »

- 10+ FTA in a game: 11/17/17 - 10 by Daniel Gafford vs. Fresno State
- 10+ FTM in a game: 02/01/17 - 11 (12 att) by Moses Kingsley vs. Alabama

ASSISTS »

- 5+ assists in a game: 01/17/18 at Florida (Macon - 5)
- Consecutive 5+ assists games: 01/12/18 by Daryl Macon vs. Missouri (8)
01/17/18 by Daryl Macon at Florida (5)
- Three straight 5+ assists games: 12/05/17 by Daryl Macon vs. Colorado State (7)
12/09/17 by Daryl Macon vs. Minnesota (8)
12/16/17 by Daryl Macon vs. Troy (5)

- 10+ assists in a game: 03/05/16 - 11 by Jabril Durham vs. South Carolina
- Consecutive 10+ assists games: 01/16/10 - by Courtney Fortson vs. Alabama (10)
01/21/10 - by Courtney Fortson vs. Florida (11)

BLOCKS »

- Had 3+ blocks in a game: 01/10/18 - 3 by Daniel Gafford vs. LSU
- Had 5+ blocks in a game: 12/30/17 - 5 by Daniel Gafford vs. Tennessee

STEALS »

- Had 5+ steals in a game: 12/19/17 - 5 by Jaylen Barford vs. Oral Roberts
- Had consecutive 5+ steal games: 01/01/06 - by Ronnie Brewer vs. W. Illinois (5)
01/07/06 - by Ronnie Brewer vs. Miss. State (5)

» ARKANSAS GAME HIGHS »

POINTS	104	ORAL ROBERTS (12/19/17)
	102	vs UCONN (11/26/17)
	101	BUCKNELL (11/12/17)
FIELD GOALS MADE	41	ORAL ROBERTS (12/19/17)
	39	MINNESOTA (12/09/17)
FIELD GOAL ATTEMPTS	72	vs North Carolina (11/24/17)
	71	BUCKNELL (11/12/17)
FIELD GOAL PERCENTAGE	.600 (33-55)	vs UCONN (11/26/17)
	.594 (41-69)	ORAL ROBERTS (12/19/17)
3 PT FIELD GOALS MADE	14	ORAL ROBERTS (12/19/17)
	11	vs UCONN (11/26/17)
3 PT FG ATTEMPTS	27	CSU BAKERSFIELD (12/27/17)
	27	vs North Carolina (11/24/17)
3 PT FG PERCENTAGE	.579 (11-19)	vs UCONN (11/26/17)
	.560 (14-25)	ORAL ROBERTS (12/19/17)
FREE THROWS MADE	27	vs Oklahoma (11/23/17)
	25	vs UCONN (11/26/17)
	25	FRESNO STATE (11/17/17)
FREE THROW ATTEMPTS	38	FRESNO STATE (11/17/17)
	33	TENNESSEE (12/30/17)
	33	vs UCONN (11/26/17)
	33	vs Oklahoma (11/23/17)
FREE THROW PERCENTAGE	.818 (27-33)	vs Oklahoma (11/23/17)
	.760 (19-25)	BUCKNELL (11/12/17)
REBOUNDS	47	CSU BAKERSFIELD (12/27/17)
ASSISTS	28	SAMFORD (11/10/17)
	27	ORAL ROBERTS (12/19/17)
STEALS	14	ORAL ROBERTS (12/19/17)
	10	CSU BAKERSFIELD (12/27/17)
	10	BUCKNELL (11/12/17)
BLOCKED SHOTS	9	MINNESOTA (12/09/17)
	9	vs North Carolina (11/24/17)
TURNOVERS	16	vs Oklahoma (11/23/17)
	14	vs UCONN (11/26/17)
FOULS	27	MINNESOTA (12/09/17)
	26	at Mississippi State (01/02/18)

» ARKANSAS GAME LOWS »

POINTS	54	LSU (01/10/18)
	65	at Houston (12/02/17)
	65	MISSOURI (01/13/18)
FIELD GOALS MADE	19	at Houston (12/02/17)
	19	LSU (01/10/18)
FIELD GOAL ATTEMPTS	50	MISSOURI (01/13/18)
FIELD GOAL PERCENTAGE	.333 (19-57)	LSU (01/10/18)
	.345 (19-55)	at Houston (12/02/17)
3 PT FIELD GOALS MADE	4	FRESNO STATE (11/17/17)
	4	at Auburn (01/06/18)
	4	LSU (01/10/18)
3 PT FG ATTEMPTS	13	MISSOURI (01/13/18)
	14	FRESNO STATE (11/17/17)
3 PT FG PERCENTAGE	.211 (4-19)	at Auburn (01/06/18)
	.222 (4-18)	LSU (01/10/18)
FREE THROWS MADE	5	vs North Carolina (11/24/17)
	5	at Mississippi State (01/02/18)
FREE THROW ATTEMPTS	8	vs North Carolina (11/24/17)
	12	at Mississippi State (01/02/18)
FREE THROW PERCENTAGE	.400 (6-15)	at Florida (01/17/18)
	.417 (5-12)	at Mississippi State (01/02/18)
REBOUNDS	25	ORAL ROBERTS (12/19/17)
	29	at Houston (12/02/17)
ASSISTS	7	at Houston (12/02/17)
	9	TENNESSEE (12/30/17)
STEALS	3	at Mississippi State (01/02/18)
	3	LSU (01/10/18)
	3	at Florida (01/17/18)
BLOCKED SHOTS	1	vs UCONN (11/26/17)
	1	at Houston (12/02/17)
	1	MISSOURI (01/13/18)
TURNOVERS	5	COLORADO STATE (12/05/17)
FOULS	12	ORAL ROBERTS (12/19/17)

» ARKANSAS INDIVIDUAL GAME HIGHS »

Points	33	Daryl Macon vs Tennessee (12/30/17)
	28	Jaylen Barford at Florida (01/17/18)
	28	Jaylen Barford vs Tennessee (12/30/17)
Field Goals Made	10	Jaylen Barford at Florida (01/17/18)
	10	Jaylen Barford vs Tennessee (12/30/17)
	10	Daryl Macon vs Tennessee (12/30/17)
	10	Jaylen Barford vs Bucknell (11/12/17)
Field Goal Att.	19	Jaylen Barford vs Oklahoma (11/23/17)
	18	Daryl Macon vs Tennessee (12/30/17)
	18	Jaylen Barford vs Tennessee (12/30/17)
FG Pct (min 5 made)	1.000 (8-8)	Daniel Gafford vs Minnesota (12/09/17)
	.889 (8-9)	Jaylen Barford vs Oral Roberts (12/19/17)
3-Point FG Made	6	Daryl Macon vs Oklahoma (11/23/17)
	5	Jaylen Barford at Florida (01/17/18)
	5	Daryl Macon at Mississippi State (01/02/18)
	5	Daryl Macon vs Tennessee (12/30/17)
	5	C.J. Jones vs Oral Roberts (12/19/17)
	5	Daryl Macon vs Troy (12/16/17)
	5	C.J. Jones vs Minnesota (12/09/17)
3-Point FG Att.	10	C.J. Jones vs North Carolina (11/24/17)
	9	Daryl Macon vs Tennessee (12/30/17)
	9	Daryl Macon vs Oral Roberts (12/19/17)
	9	Daryl Macon vs Troy (12/16/17)
3-Pt FG Pct (min 2 made)	1.000 (2-2)	Jaylen Barford vs Oral Roberts (12/19/17)
	.833 (5-6)	Jaylen Barford at Florida (01/17/18)
Free Throws Made	8	Daryl Macon vs Tennessee (12/30/17)
	7	Jaylen Barford vs Tennessee (12/30/17)
	7	Jaylen Barford at Houston (12/02/17)
	7	Daryl Macon vs Oklahoma (11/23/17)
	7	Daniel Gafford vs Fresno State (11/17/17)
Free Throw Att.	10	Daniel Gafford vs Fresno State (11/17/17)
	9	Daniel Gafford vs Tennessee (12/30/17)
	9	Darius Hall vs CSU Bakersfield (12/27/17)
	9	Jaylen Barford at Houston (12/02/17)
	9	Jaylen Barford vs Bucknell (11/12/17)
FT Pct (min 5 made)	1.000 (8-8)	Daryl Macon vs Tennessee (12/30/17)
	1.000 (7-7)	Daryl Macon vs Oklahoma (11/23/17)
	1.000 (6-6)	C.J. Jones vs UCONN (11/26/17)
	1.000 (6-6)	Anton Beard vs Oklahoma (11/23/17)
	1.000 (5-5)	Daniel Gafford vs Bucknell (11/12/17)
	1.000 (5-5)	Anton Beard vs Bucknell (11/12/17)
Rebounds	12	Daniel Gafford vs CSU Bakersfield (12/27/17)
	11	Daniel Gafford at Florida (01/17/18)
	11	Trey Thompson vs Bucknell (11/12/17)
Assists	8	Daryl Macon vs Missouri (01/13/18)
	8	Daryl Macon vs CSU Bakersfield (12/27/17)
	8	Daryl Macon vs Minnesota (12/09/17)
	8	Daryl Macon vs Samford (11/10/17)
Steals	5	Jaylen Barford vs Oral Roberts (12/19/17)
	3	Daryl Macon at Auburn (01/06/18)
	3	Daryl Macon vs Troy (12/16/17)
Blocked Shots	6	Daniel Gafford vs Minnesota (12/09/17)
	5	Daniel Gafford vs Tennessee (12/30/17)
	5	Adrio Bailey vs North Carolina (11/24/17)
Turnovers	6	Jaylen Barford vs Missouri (01/13/18)
	4	Daryl Macon at Florida (01/17/18)
	4	Trey Thompson vs Fresno State (11/17/17)
Fouls	5	Adrio Bailey at Mississippi State (01/02/18)
	5	Dustin Thomas vs Tennessee (12/30/17)
	5	Anton Beard vs Tennessee (12/30/17)
	5	Daniel Gafford vs UCONN (11/26/17)
	5	Daniel Gafford vs Bucknell (11/12/17)
	5	Daniel Gafford vs Samford (11/10/17)
Minutes	42	Anton Beard vs Tennessee (12/30/17)
	41	Daryl Macon vs Tennessee (12/30/17)
	38	Daryl Macon at Auburn (01/06/18)
	38	Jaylen Barford at Mississippi State (01/02/18)
	38	Anton Beard vs North Carolina (11/24/17)

STARTING LINEUPS »

Date	Opponent	G	G	G	F	F	Outcome
Nov. 10	Samford	Barford	Macon	Beard	Bailey	Thompson	W, 95-56
Nov. 12	Bucknell	Barford	Macon	Beard	Bailey	Thompson	W, 101-73
Nov. 17	Fresno State	Barford	Macon	Beard	Bailey	Thompson	W, 83-75
Nov. 23	vs. Oklahoma^	Barford	Macon	Beard	Bailey	Thompson	W, 92-83
Nov. 24	vs. North Carolina^	Barford	Macon	Beard	Bailey	Thompson	L, 87-68
Nov. 26	vs. UConn^	Barford	Macon	Beard	Bailey	Thompson	W, 102-67
Dec. 2	at Houston	Barford	Macon	Beard	Bailey	Thompson	L, 91-65
Dec. 5	Colorado State	Barford	Macon	Beard	Thomas	Thompson	W, 92-66
Dec. 9	Minnesota	Barford	Macon	Beard	Thomas	Gafford	W, 95-79
Dec. 16	vs. Troy+	Barford	Macon	Beard	Thomas	Gafford	W, 88-63
Dec. 19	Oral Roberts	Barford	Macon	Beard	Thomas	Gafford	W, 104-69
Dec. 27	CSU Bakersfield	Barford	Macon	Beard	Thomas	Gafford	W, 95-68
Dec. 30	Tennessee*	Barford	Macon	Beard	Thomas	Gafford	W, 95-93 (OT)
Jan. 2	at Mississippi State*	Barford	Macon	Beard	Thomas	Gafford	L, 78-75
Jan. 6	at Auburn*	Barford	Macon	Beard	Thomas	Gafford	L, 88-77
Jan. 10	LSU*	Barford	Macon	Beard	Bailey	Gafford	L, 75-54
Jan. 13	Missouri*	Barford	Hall	Beard	Thomas	Gafford	W, 65-63
Jan. 17	at Florida*	Barford	Macon	Beard	Thomas	Gafford	L, 88-73
Jan. 20	Ole Miss*	--	--	--	--	--	--
Jan. 23	at Georgia*	--	--	--	--	--	--
Jan. 27	Oklahoma State	--	--	--	--	--	--
Jan. 30	at Texas A&M*	--	--	--	--	--	--
Feb. 3	at LSU*	--	--	--	--	--	--
Feb. 6	South Carolina*	--	--	--	--	--	--
Feb. 10	Vanderbilt*	--	--	--	--	--	--
Feb. 13	at Ole Miss*	--	--	--	--	--	--
Feb. 17	Texas A&M*	--	--	--	--	--	--
Feb. 20	Kentucky*	--	--	--	--	--	--
Feb. 24	at Alabama*	--	--	--	--	--	--
Feb. 27	Auburn*	--	--	--	--	--	--
March 3	at Missouri*	--	--	--	--	--	--

^ Phil Knight Invitational (Portland, Oregon)

+ at Verizon Arena (North Little Rock, Ark.)

* SEC Game

% Big12/SEC Challenge

LEADS & DEFICITS »

Date	Opponent	Largest Lead	Largest Deficit	Time Led	Time Trailed	Time Tied	Outcome
Nov. 10	Samford	44 (2nd - 12:09)	1 (1st - 16:52)	38:45	0:07	1:08	W, 95-56
Nov. 12	Bucknell	28 (2nd - 00:19)	3 (1st - 19:37)	37:56	1:41	0:23	W, 101-73
Nov. 17	Fresno State	19 (2nd - 10:32)	6 (1st - 17:50)	35:05	4:42	0:13	W, 83-75
Nov. 23	vs. Oklahoma^	10 (1st - 8:45)	2 (1st - 16:05)	36:29	0:58	2:33	W, 93-83
Nov. 24	vs. North Carolina^	6 (1st - 15:05)	19 (2nd - 0:24)	7:25	31:21	1:14	L, 87-68
Nov. 26	vs. UConn^	42 (2nd - 2:03)	None	39:49	None	0:11	W, 102-67
Dec. 2	at Houston	None	30 (2nd - 3:04)	None	38:34	1:26	L, 91-65
Dec. 5	Colorado State	29 (2nd - 5:43)	11 (1st - 16:10)	32:05	7:34	0:21	W, 92-66
Dec. 9	Minnesota	19 (2nd - 7:59)	None	39:19	None	0:41	W, 95-79
Dec. 16	vs. Troy+	25 (2nd - 1:43)	6 (1st - 18:47)	35:38	4:10	0:12	W, 88-63
Dec. 19	Oral Roberts	40 (2nd - 15:54)	None	38:55	None	1:05	W, 104-69
Dec. 27	CSU Bakersfield	27 (2nd - 0:23)	3 (1st - 18:42)	36:56	1:25	1:39	W, 95-68
Dec. 30	Tennessee*	11 (OT - 0:47)	10 (1st - 1:11)	4:05	38:23	2:32	W, 95-93 (OT)
Jan. 2	at Mississippi State*	8 (2nd - 12:46)	4 (1st - 0:44)	28:44	6:09	5:07	L, 78-75
Jan. 6	at Auburn*	None	21 (2nd - 11:24)	None	39:43	0:16	L, 88-77
Jan. 10	LSU*	1 (1st - 19:37)	27 (2nd - 2:29)	0:20	39:17	0:23	L, 75-54
Jan. 13	Missouri*	18 (1st - 6:11)	6 (2nd - 4:43)	27:21	8:21	4:18	W, 65-63
Jan. 17	at Florida*	2 (1st - 15:24)	21 (2nd - 4:01)	0:58	36:49	2:13	L, 88-73
Jan. 20	Ole Miss*	--	--	--	--	--	--
Jan. 23	at Georgia*	--	--	--	--	--	--
Jan. 27	Oklahoma State	--	--	--	--	--	--
Jan. 30	at Texas A&M*	--	--	--	--	--	--
Feb. 3	at LSU*	--	--	--	--	--	--
Feb. 6	South Carolina*	--	--	--	--	--	--
Feb. 10	Vanderbilt*	--	--	--	--	--	--
Feb. 13	at Ole Miss*	--	--	--	--	--	--
Feb. 17	Texas A&M*	--	--	--	--	--	--
Feb. 20	Kentucky*	--	--	--	--	--	--
Feb. 24	at Alabama*	--	--	--	--	--	--
Feb. 27	Auburn*	--	--	--	--	--	--
March 3	at Missouri*	--	--	--	--	--	--

^ Phil Knight Invitational (Portland, Oregon)

+ at Verizon Arena (North Little Rock, Ark.)

* SEC Game

% Big12/SEC Challenge

▶ GAME-BY-GAME LEADERS »

Date	Opponent	Points	Rebounds	Assists	Steals	Blocks
Nov. 10	Samford	Two Players (16)	Thompson (8)	Macon (8)	Macon (2)	Gafford (3)
Nov. 12	Bucknell	Barford (27)	Thompson (11)	Macon (4)	Three Players (2)	Two Players (2)
Nov. 17	Fresno State	Gafford (25)	Gafford (8)	Barford (5)	Gafford (2)	Gafford (3)
Nov. 23	vs. Oklahoma^	Macon (27)	Thomas (9)	Thompson (5)	Two Players (2)	Barford (2)
Nov. 24	vs. North Carolina^	Barford (21)	Gafford (6)	Beard (4)	Barford (2)	Bailey (5)
Nov. 26	vs. UConn^	Barford (24)	Hall (6)	Thompson (5)	Five Players (1)	Bailey (1)
Dec. 2	at Houston	Two Players (13)	Two Players (6)	Beard (3)	Four Players (1)	Thompson (1)
Dec. 5	Colorado State	Two Players (19)	Gafford (6)	Macon (7)	Two Players (2)	Gafford (2)
Dec. 9	Minnesota	Barford (22)	Gafford (7)	Macon (8)	Two Players (2)	Gafford (6)
Dec. 16	vs. Troy+	Macon (25)	Barford (7)	Two Players (5)	Macon (3)	Gafford (3)
Dec. 19	Oral Roberts	Barford (18)	Two Players (4)	Three Players (4)	Barford (5)	Three Players (2)
Dec. 27	CSU Bakersfield	Barford (19)	Gafford (12)	Macon (8)	Three Players (2)	Three Players (1)
Dec. 30	Tennessee*	Macon (33)	Gafford (8)	Barford (4)	Barford (2)	Gafford (5)
Jan. 2	at Mississippi State*	Macon (24)	Barford (7)	Barford (5)	Beard (2)	Thompson (1)
Jan. 6	at Auburn*	Barford (21)	Two Players (6)	Barford (3)	Macon (3)	Cook (2)
Jan. 10	LSU*	Barford (17)	Thompson (6)	Macon (4)	Three Players (1)	Gafford (3)
Jan. 13	Missouri*	Gafford (15)	Two Players (6)	Macon (8)	Two Players (2)	Gafford (1)
Jan. 17	at Florida*	Barford (28)	Gafford (11)	Macon (5)	Three Players (1)	Two Players (1)
Jan. 20	Ole Miss*	--	--	--	--	--
Jan. 23	at Georgia*	--	--	--	--	--
Jan. 27	Oklahoma State	--	--	--	--	--
Jan. 30	at Texas A&M*	--	--	--	--	--
Feb. 3	at LSU*	--	--	--	--	--
Feb. 6	South Carolina*	--	--	--	--	--
Feb. 10	Vanderbilt*	--	--	--	--	--
Feb. 13	at Ole Miss*	--	--	--	--	--
Feb. 17	Texas A&M*	--	--	--	--	--
Feb. 20	Kentucky*	--	--	--	--	--
Feb. 24	at Alabama*	--	--	--	--	--
Feb. 27	Auburn*	--	--	--	--	--
March 3	at Missouri*	--	--	--	--	--

^ Phil Knight Invitational (Portland, Oregon)

+ at Verizon Arena (North Little Rock, Ark.)

* SEC Game

% Big12/SEC Challenge

Date	Opponent	Deflections	Charges	Steals	Dunks	Blocks
Nov. 10	Samford	43	2	7	12	6
Nov. 12	Bucknell	34	1	10	4	5
Nov. 17	Fresno State	42	4	5	7	6
Nov. 23	vs. Oklahoma^	37	3	8	2	4
Nov. 24	vs. North Carolina^	48	1	8	0	9
Nov. 26	vs. UConn^	43	2	5	4	1
Dec. 2	at Houston	27	4	4	0	1
Dec. 5	Colorado State	42	2	6	5	3
Dec. 9	Minnesota	50	1	5	3	9
Dec. 16	vs. Troy+	50	1	7	7	8
Dec. 19	Oral Roberts	42	1	14	6	7
Dec. 27	CSU Bakersfield	42	1	10	5	3
Dec. 30	Tennessee*	34	4	4	2	7
Jan. 2	at Mississippi State*	22	1	3	6	3
Jan. 6	at Auburn*	27	1	6	1	4
Jan. 10	LSU*	22	0	3	2	5
Jan. 13	Missouri*	38	1	7	5	1
Jan. 17	at Florida*	25	0	3	2	2
Jan. 20	Ole Miss*	--	--	--	--	--
Jan. 23	at Georgia*	--	--	--	--	--
Jan. 27	Oklahoma State	--	--	--	--	--
Jan. 30	at Texas A&M*	--	--	--	--	--
Feb. 3	at LSU*	--	--	--	--	--
Feb. 6	South Carolina*	--	--	--	--	--
Feb. 10	Vanderbilt*	--	--	--	--	--
Feb. 13	at Ole Miss*	--	--	--	--	--
Feb. 17	Texas A&M*	--	--	--	--	--
Feb. 20	Kentucky*	--	--	--	--	--
Feb. 24	at Alabama*	--	--	--	--	--
Feb. 27	Auburn*	--	--	--	--	--
March 3	at Missouri*	--	--	--	--	--
TOTALS		668	30	115	73	84

^ Phil Knight Invitational (Portland, Oregon)

+ at Verizon Arena (North Little Rock, Ark.)

* SEC Game

% Big12/SEC Challenge

MISCELLANEOUS TEAM STATS »

Date	Opponent	W/L	Points In Paint			Pts Off Turnovers			2nd Chance Pts			Fast Break Pts		
			Ark	Opp.	Diff.	Ark	Opp.	Diff.	Ark	Opp.	Diff.	Ark	Opp.	Diff.
Nov. 10	Samford	W	44	20	+24	35	14	+21	7	17	-10	19	9	+10
Nov. 12	Bucknell	W	54	28	+26	29	15	+14	25	8	+17	10	0	+10
Nov. 17	Fresno State	W	40	36	+4	20	11	+9	13	14	-1	12	9	+3
Nov. 23	vs. Oklahoma^	W	30	42	-12	20	13	+7	12	4	+8	6	12	-6
Nov. 24	vs. North Carolina^	L	28	38	-10	15	15	0	6	8	-2	2	8	-6
Nov. 26	vs. UConn^	W	38	28	+10	20	16	+4	9	7	+2	13	3	+10
Dec. 2	at Houston	L	18	29	-11	9	12	-3	8	9	-1	0	9	-9
Dec. 5	Colorado State	W	38	20	+18	27	6	+21	8	18	-10	16	7	+9
Dec. 9	Minnesota	W	46	38	+8	17	12	+5	15	12	+3	11	15	-4
Dec. 16	vs. Troy+	W	50	16	+34	17	7	+10	12	9	+3	19	2	+17
Dec. 19	Oral Roberts	W	46	38	+8	42	9	+33	11	12	-1	26	6	+20
Dec. 27	CSU Bakersfield	W	40	22	+18	24	9	+15	23	16	+7	9	8	+1
Dec. 30	Tennessee*	W	38	30	+8	18	10	+8	11	11	0	19	16	+3
Jan. 2	at Mississippi State*	L	42	38	+4	9	19	-10	9	16	-7	4	10	-6
Jan. 6	at Auburn*	L	40	36	+4	9	16	-7	9	4	+5	15	10	+5
Jan. 10	LSU*	L	26	44	-18	6	15	-9	13	11	+2	3	6	-3
Jan. 13	Missouri*	W	34	14	+20	14	19	-5	7	13	-6	14	7	+7
Jan. 17	at Florida*	L	36	26	+10	11	17	-6	14	10	+4	4	14	-10
Jan. 20	Ole Miss*	--	--	--	--	--	--	--	--	--	--	--	--	--
Jan. 23	at Georgia*	--	--	--	--	--	--	--	--	--	--	--	--	--
Jan. 27	Oklahoma State	--	--	--	--	--	--	--	--	--	--	--	--	--
Jan. 30	at Texas A&M*	--	--	--	--	--	--	--	--	--	--	--	--	--
Feb. 3	at LSU*	--	--	--	--	--	--	--	--	--	--	--	--	--
Feb. 6	South Carolina*	--	--	--	--	--	--	--	--	--	--	--	--	--
Feb. 10	Vanderbilt*	--	--	--	--	--	--	--	--	--	--	--	--	--
Feb. 13	at Ole Miss*	--	--	--	--	--	--	--	--	--	--	--	--	--
Feb. 17	Texas A&M*	--	--	--	--	--	--	--	--	--	--	--	--	--
Feb. 20	Kentucky*	--	--	--	--	--	--	--	--	--	--	--	--	--
Feb. 24	at Alabama*	--	--	--	--	--	--	--	--	--	--	--	--	--
Feb. 27	Auburn*	--	--	--	--	--	--	--	--	--	--	--	--	--
March 3	at Missouri*	--	--	--	--	--	--	--	--	--	--	--	--	--
TOTALS		12-6	688	543	+145	342	244	+98	208	199	+9	202	151	+51

^ Phil Knight Invitational (Portland, Oregon)

+ at Verizon Arena (North Little Rock, Ark.)

* SEC Game

% Big12/SEC Challenge

JAYLEN BARFORD



#0 | Senior | Guard | 6-3 | 202 | Jackson, Tenn. | Motlow State CC

BARFORD'S NEWS & NOTES »

- Named to preseason coaches All-SEC second team.
- Leads the conference in scoring average in league games at 19.7 points per contest.
- Tied a career-high 28 points, shooting 10-of-15 from the field, hitting a career-high five three pointers.
- Posted a career-high 28 points against Tennessee, scoring 8 of Arkansas' final 17 points to help force overtime.
- Combined with Daryl Macon to score 61 points, including 31 of Arkansas' final 41, to defeat No. 19 Tennessee.
- Despite scoring just 11 points at MSU, he tied his career high with seven boards and assisted on five baskets.
- Only player in the SEC to rank in the top three in 3pt field goal percentage (2nd), scoring average (3rd) and field goal percentage (3rd).
- Tied for the second-most games in the country (10) with at least 15 points, 2 rebounds, 2 assists and less than 3 turnovers.
- Has 12 career 20-point games, nine coming away from Bud Walton Arena.
- Seven of his 11 20-point efforts are this season, including two performances in Portland vs. UNC and UConn.
- Hit at least 2 three-pointers in the 14 of 18 games, after having just seven similar efforts last year.
- Named to PK80 Victory Bracket All-Tournament team, after leading the team with 21.3 points per game.
- Scored a then-career and game-high 27 points against Bucknell.

GAME-BY-GAME STATS »

#00 Jaylen Barford

Opponent	Date	gs	min	Total		3-Pointers		Free throws		Rebounds				pf	a	t/o	blk	stl	pts	avg	
				fg-fga	pct	3fg-fga	pct	ft-fa	pct	off	def	tot	avg								
SAMFORD	11/10/17	*	29	5-11	.455	2-5	.400	4-5	.800	0	4	4	4.0	3	6	2	1	1	16	16.0	
BUCKNELL	11/12/17	*	28	10-15	.667	2-3	.667	5-9	.556	2	3	5	4.5	1	2	1	0	2	27	21.5	
FRESNO STATE	11/17/17	*	35	5-13	.385	2-4	.500	6-8	.750	3	4	7	5.3	3	5	2	0	0	18	20.3	
vs Oklahoma	11/23/17	*	34	7-19	.368	3-7	.429	2-4	.500	0	2	2	4.5	2	2	2	2	0	19	20.0	
vs North Carolina	11/24/17	*	27	9-17	.529	2-6	.333	1-1	1.000	0	3	3	4.2	4	2	3	1	2	21	20.2	
vs UCONN	11/26/17	*	27	9-12	.750	4-5	.800	2-2	1.000	0	4	4	4.2	0	3	2	0	0	24	20.8	
at Houston	12/02/17	*	36	3-11	.273	0-3	.000	7-9	.778	2	1	3	4.0	2	2	3	0	0	13	19.7	
COLORADO STATE	12/05/17	*	25	7-13	.538	3-6	.500	2-4	.500	1	4	5	4.1	2	3	1	0	0	19	19.6	
MINNESOTA	12/09/17	*	36	9-15	.600	2-5	.400	2-3	.667	0	4	4	4.1	1	4	0	1	0	22	19.9	
vs Troy	12/16/17	*	30	2-11	.182	1-5	.200	2-4	.500	1	6	7	4.4	1	5	0	0	1	7	18.6	
ORAL ROBERTS	12/19/17	*	24	8-9	.889	2-2	1.000	0-1	.000	1	2	3	4.3	0	4	1	0	5	18	18.5	
CSU BAKERSFIELD	12/27/17	*	23	8-12	.667	3-5	.600	0-0	.000	1	1	2	4.1	3	3	1	0	1	19	18.6	
TENNESSEE	12/30/17	*	35	10-18	.556	1-5	.200	7-8	.875	1	4	5	4.2	3	4	0	0	2	28	19.3	
at Mississippi State	01/02/18	*	38	4-15	.267	0-6	.000	3-4	.750	3	4	7	4.4	4	5	2	0	0	11	18.7	
at Auburn	01/06/18	*	33	8-14	.571	3-7	.429	2-3	.667	1	2	3	4.3	4	3	3	0	1	21	18.9	
LSU	01/10/18	*	34	6-15	.400	3-6	.500	2-4	.500	0	3	3	4.2	3	1	2	1	1	17	18.8	
MISSOURI	01/13/18	*	31	5-11	.455	2-4	.500	1-2	.500	3	1	4	4.2	2	0	6	0	0	13	18.4	
at Florida	01/17/18	*	32	10-15	.667	5-6	.833	3-4	.750	1	3	4	4.2	3	0	3	0	1	28	18.9	
Totals			18	557	125-246	.508	40-90	.444	51-75	.680	20	55	75	4.2	41	54	34	6	17	341	18.9

Games played: 18
Minutes/game: 30.9
Points/game: 18.9
FG Pct: 50.8
3FG Pct: 44.4
FT Pct: 68.0

Rebounds/game: 4.2
Assists/game: 3.0
Turnovers/game: 1.9
Assist/turnover ratio: 1.6
Steals/game: 0.9
Blocks/game: 0.3

PERSONAL BESTS »

POINTS

Season: 28 (2x), last at Florida (01/17/18)
Career: 28 (2x), last at Florida (01/17/18)

FIELD GOALS

Season: 10 (3x), last at Florida (01/17/18)
Career: 10 (3x), last at Florida (01/17/18)

FIELD GOALS ATTEMPTED

Season: 19 vs. Oklahoma (11/23/17)
Career: 19 vs. Oklahoma (11/23/17)

3-POINT FIELD GOALS

Season: 5 at Florida (01/17/18)
Career: 5 at Florida (01/17/18)

3-POINT FG ATTEMPTS

Season: 7 (2x), last at Auburn (01/06/18)
Career: 7 (2x), last at Auburn (01/06/18)

FREE THROWS MADE

Season: 7 (2x), last vs. Tennessee (12/30/17)
Career: 7 (3x), last vs. Tennessee (12/30/17)

FREE THROWS ATTEMPTS

Season: 9 (2x), last at Houston (12/02/18)
Career: 9 (3x), last at Houston (12/02/18)

REBOUNDS

Season: 7 (3x), last at Mississippi State (01/02/18)
Career: 7 (4x), last at Mississippi State (01/02/18)

ASSISTS

Season: 6 vs. Samford (11/10/17)
Career: 6 (2x), last vs. Samford (11/10/17)

STEALS

Season: 5 vs. Oral Roberts (12/19/17)
Career: 5 vs. Oral Roberts (12/19/17)

BLOCKS

Season: 2 vs. Oklahoma (11/23/17)
Career: 2 (2x), last vs. Oklahoma (11/23/17)

MINUTES

Season: 38 at Mississippi State (01/02/18)
Career: 38 at Mississippi State (01/02/18)

CAREER STATISTICS AT ARKANSAS »

			Total		3-Point		F-Throws		Rebounds											Scoring	
Season	gp-gs	min/avg	fg-fga	pct	fg-fga	pct	ft-fa	pct	off	def	tot	avg	pf	fo	ast	to	blk	stl	pts	avg	
2016-17	36-30	914/25.4	174-397	.438	29-109	.266	82-109	.752	39	97	136	3.8	81	0	72	71	6	44	459	12.8	
2017-18	18-18	557/30.9	125-246	.508	40-90	.444	51-75	.680	20	55	75	4.2	41	0	54	34	6	17	341	18.9	
TOTAL	54-48	1471/27.2	299-643	.465	69-199	.347	133-184	.723	59	152	211	3.9	122	0	126	105	12	61	800	14.8	

TREY THOMPSON



#1 | Senior | Forward | 6-9 | 265 | Madison, Ark. | Forrest City HS

THOMPSON'S NEWS & NOTES »

- Is second on the team with 97 games played as a Razorback.
- Tied his career high with 11 boards against Bucknell.
- One of four Razorbacks with 20-plus assists (30) and the only forward.
- Third on the team with 71 total rebounds through 18 games.
- Leads Razorback forwards with nine multi-assist games this season.
- Is the tallest player in Arkansas history with more career assists (123) than made field goals (99), according to @HogStats.
- Led the team with 12 assists in three games at PK80, with his first two 5-assist games this season.
- Averaged 2.4 points, 3.3 rebounds and 1.6 assists per contest last season.
- Finished second on the team with 29 blocks last year, including multiple swats in 12 games.
- Had the second-best assist-to-turnover ratio on the team at 2.5 with 56 assists and only 22 turnovers.
- Shot 61.8 percent (34-55) from the field, the best field goal percentage on the team.
- Scored a season-high eight points in victories over Missouri (Jan. 14) and Ole Miss (Feb. 18) last season.

GAME-BY-GAME STATS »

#01 Trey Thompson

Opponent	Date	gs	min	Total		3-Pointers		Free throws		Rebounds				pf	a	t/o	blk	stl	pts	avg	
				fg-fga	pct	3fg-fga	pct	ft-fga	pct	off	def	tot	avg								
SAMFORD	11/10/17	*	25	4-4	1.000	0-0	.000	0-0	.000	1	7	8	8.0	2	3	0	0	1	8	8.0	
BUCKNELL	11/12/17	*	25	1-2	.500	0-0	.000	0-1	.000	4	7	11	9.5	3	2	2	1	0	2	5.0	
FRESNO STATE	11/17/17	*	10	1-2	.500	0-0	.000	1-3	.333	1	0	1	6.7	4	0	4	0	0	3	4.3	
vs Oklahoma	11/23/17	*	15	1-2	.500	0-0	.000	0-0	.000	2	2	4	6.0	2	5	1	0	1	2	3.8	
vs North Carolina	11/24/17	*	26	2-3	.667	0-0	.000	0-2	.000	1	1	2	5.2	2	2	0	1	1	4	3.8	
vs UCONN	11/26/17	*	19	0-1	.000	0-0	.000	1-2	.500	0	3	3	4.8	1	5	0	0	0	1	3.3	
at Houston	12/02/17	*	22	0-3	.000	0-0	.000	0-0	.000	0	2	2	4.4	4	0	3	1	1	0	2.9	
COLORADO STATE	12/05/17	*	15	1-2	.500	0-0	.000	0-0	.000	1	1	2	4.1	2	3	0	1	0	2	2.8	
MINNESOTA	12/09/17		19	1-3	.333	0-0	.000	0-0	.000	2	4	6	4.3	4	2	2	2	2	2	2.7	
vs Troy	12/16/17		14	3-3	1.000	0-0	.000	2-2	1.000	1	2	3	4.2	2	1	2	2	1	8	3.2	
ORAL ROBERTS	12/19/17		13	1-3	.333	0-0	.000	0-0	.000	1	2	3	4.1	1	1	1	0	1	2	3.1	
CSU BAKERSFIELD	12/27/17		15	2-5	.400	0-0	.000	1-2	.500	3	3	6	4.3	1	1	1	0	1	5	3.3	
TENNESSEE	12/30/17		13	1-1	1.000	0-0	.000	0-0	.000	0	1	1	4.0	0	0	2	0	0	2	3.2	
at Mississippi State	01/02/18		8	0-1	.000	0-0	.000	0-0	.000	0	4	4	4.0	3	1	2	2	0	0	2.9	
at Auburn	01/06/18		23	3-4	.750	0-0	.000	2-2	1.000	1	5	6	4.1	3	2	1	0	1	8	3.3	
LSU	01/10/18		16	4-6	.667	0-0	.000	0-0	.000	3	3	6	4.3	3	0	0	0	1	8	3.6	
MISSOURI	01/13/18		17	1-2	.500	0-0	.000	1-2	.500	1	1	2	4.1	2	2	1	0	1	3	3.5	
at Florida	01/17/18		6	1-1	1.000	0-0	.000	0-0	.000	1	0	1	3.9	1	0	0	0	0	2	3.4	
Totals			8	301	27-48	.563	0-0	.000	8-16	.500	23	48	71	3.9	40	30	22	11	12	62	3.4

Games played: 18
Minutes/game: 16.7
Points/game: 3.4
FG Pct: 56.3
FT Pct: 50.0

Rebounds/game: 3.9
Assists/game: 1.7
Turnovers/game: 1.2
Assist/turnover ratio: 1.4
Steals/game: 0.7
Blocks/game: 0.6

PERSONAL BESTS »

POINTS

Season: 8 (4x), last vs. LSU (01/10/18)

Career: 13 vs. LSU (02/23/16)

FIELD GOALS

Season: 4 (2x) last vs. LSU (01/10/18)

Career: 6 vs. LSU (02/23/16)

FIELD GOALS ATTEMPTED

Season: 6 vs. LSU (01/10/18)

Career: 7 vs. Tennessee Tech (12/12/15)

3-POINT FIELD GOALS

Season: --

Career: --

3-POINT FG ATTEMPTS

Season: --

Career: 1 at Tennessee (01/03/17)

FREE THROWS MADE

Season: 2 (2x), last at Auburn (01/06/18)

Career: 4 (2x), last at No. 6 Kentucky (01/07/17)

FREE THROWS ATTEMPTS

Season: 3 vs. Fresno State (11/17/17)

Career: 5 at Texas A&M (01/02/16)

REBOUNDS

Season: 11 vs. Bucknell (11/12/17)

Career: 11 (2x), last vs. Bucknell (11/12/17)

ASSISTS

Season: 5 (2x), last vs. UConn (11/26/17)

Career: 6 vs. Texas A&M (02/22/17)

STEALS

Season: 2 (2x), last at Mississippi State (01/02/18)

Career: 3 vs. Ole Miss (02/18/17)

BLOCKS

Season: 2 (2x), last vs. Troy (12/16/17)

Career: 4 vs. Texas Tech (01/30/16)

MINUTES

Season: 26 vs. North Carolina (11/24/17)

Career: 29 (2x), last vs. Auburn (02/25/17)

CAREER STATISTICS AT ARKANSAS »

			Total		3-Point		F-Throws		Rebounds											Scoring	
Season	gp-gs	min/avg	fg-fga	pct	fg-fga	pct	ft-fga	pct	off	def	tot	avg	pf	fo	ast	to	blk	stl	pts	avg	
2014-15	14-0	33/2.4	1-5	.200	0-0	.000	3-3	1.000	3	3	6	0.4	3	0	1	4	1	1	5	0.4	
2015-16	29-1	503/17.3	37-61	.607	0-0	.000	16-31	.516	28	96	124	4.3	88	6	36	33	27	13	90	3.1	
2016-17	36-0	503/14.0	34-55	.618	0-1	.000	19-29	.655	30	87	117	3.3	79	0	56	22	29	22	87	2.4	
2017-18	18-8	301/16.7	27-48	.563	0-0	.000	8-16	.500	23	48	71	3.9	40	0	30	22	11	12	62	3.4	
TOTAL	97-9	1340/13.8	99-169	.586	0-1	.000	46-79	.582	84	234	318	3.3	210	6	123	81	68	48	244	2.5	

ADRIO BAILEY



#2 | Sophomore | Forward | 6-6 | 204 | Campti, La. | Lakeview HS

BAILEY'S NEWS & NOTES »

- Recorded his fourth-career double figure scoring game, third this season, at Mississippi State.
- Bailey's 10-point effort at MSU was his first double-digit effort of his career against a high-major program.
- His performance at Mississippi State was his third 10-plus point, six-rebound outing of the season.
- Has eight four-rebound efforts this season in 18 games, after starting the season with six straight.
- Slammed home a career-high four dunks against Troy to go 5-of-8 from the field for 10 points.
- Tied his career high in blocks each of the first three games, then broke it against UNC, swatting five shots.
- His five blocks in 18 minutes was the first performance by Razorback with 5+ blocks in fewer than 20 minutes of playing time since Moses Kingsley against Mississippi State on Feb. 21, 2015 (via @HogStats).
- Represented Arkansas at the 2017 SEC Men's Basketball Leadership Council.
- Played a season-high 19 minutes in the second round game of the NCAA Tournament against No. 1 North Carolina (March 19), recording a season-high three steals and adding four points.

GAME-BY-GAME STATS »

#02 Adrio Bailey

Opponent	Date	gs	min	Total		3-Pointers		Free throws		Rebounds				pf	a	t/o	blk	stl	pts	avg	
				fg-fga	pct	3fg-fga	pct	ft-fa	pct	off	def	tot	avg								
SAMFORD	11/10/17	*	25	7-8	.875	0-0	.000	1-1	1.000	2	4	6	6.0	0	1	3	2	1	15	15.0	
BUCKNELL	11/12/17	*	23	3-5	.600	0-0	.000	1-2	.500	2	2	4	5.0	4	2	2	2	7	11.0		
FRESNO STATE	11/17/17	*	28	1-2	.500	0-0	.000	3-4	.750	2	3	5	5.0	3	3	0	2	0	5	9.0	
vs Oklahoma	11/23/17	*	17	3-6	.500	0-0	.000	3-4	.750	3	4	7	5.5	1	1	0	1	0	9	9.0	
vs North Carolina	11/24/17	*	18	2-5	.400	0-0	.000	0-0	.000	1	3	4	5.2	1	0	0	5	0	4	8.0	
vs UCONN	11/26/17	*	24	4-7	.571	0-0	.000	0-1	.000	2	2	4	5.0	2	0	0	1	1	8	8.0	
at Houston	12/02/17	*	11	1-2	.500	0-0	.000	2-3	.667	0	1	1	4.4	3	0	1	0	0	4	7.4	
COLORADO STATE	12/05/17		9	0-0	.000	0-0	.000	0-0	.000	0	0	0	3.9	1	1	0	0	0	0	6.5	
MINNESOTA	12/09/17		15	3-7	.429	0-0	.000	0-0	.000	1	1	2	3.7	3	0	0	0	0	6	6.4	
vs Troy	12/16/17		16	5-8	.625	0-0	.000	0-0	.000	3	3	6	3.9	3	2	1	1	0	10	6.8	
ORAL ROBERTS	12/19/17		12	3-3	1.000	0-0	.000	0-1	.000	0	1	1	3.6	0	2	1	2	2	6	6.7	
CSU BAKERSFIELD	12/27/17		11	2-2	1.000	0-0	.000	0-0	.000	1	2	3	3.6	4	0	1	0	0	4	6.5	
TENNESSEE	12/30/17		5	0-0	.000	0-0	.000	0-0	.000	0	0	0	3.3	0	0	0	1	0	0	6.0	
at Mississippi State	01/02/18		18	5-7	.714	0-0	.000	0-2	.000	2	4	6	3.5	5	0	0	0	1	10	6.3	
at Auburn	01/06/18		17	1-4	.250	0-0	.000	0-0	.000	1	2	3	3.5	1	1	1	1	1	2	6.0	
LSU	01/10/18	*	7	0-3	.000	0-0	.000	1-2	.500	1	0	1	3.3	1	0	1	0	0	1	5.7	
MISSOURI	01/13/18		4	0-1	.000	0-0	.000	0-0	.000	0	1	1	3.2	1	0	0	0	0	0	5.4	
at Florida	01/17/18		8	0-1	.000	0-0	.000	0-0	.000	0	1	1	3.1	1	0	1	1	1	0	5.1	
Totals			8	268	40-71	.563	0-0	.000	11-20	.550	21	34	55	3.1	34	13	12	19	9	91	5.1

Games played: 18
Minutes/game: 14.9
Points/game: 5.1
FG Pct: 56.3
FT Pct: 55.0

Rebounds/game: 3.1
Assists/game: 0.7
Turnovers/game: 0.7
Assist/turnover ratio: 1.1
Steals/game: 0.5
Blocks/game: 1.1

PERSONAL BESTS »

POINTS

Season: 15 vs. Samford (11/10/17)
Career: 15 vs. Samford (11/10/17)

FIELD GOALS

Season: 7 vs. Samford (11/10/17)
Career: 7 (2x), last vs. Samford (11/10/17)

FIELD GOALS ATTEMPTED

Season: 8 (2x), last vs. Troy (12/16/17)
Career: 8 (3x), last vs. Troy (12/16/17)

3-POINT FIELD GOALS

Season: --
Career: --

3-POINT FG ATTEMPTS

Season: --
Career: --

FREE THROWS MADE

Season: 3 (2x), last vs. Oklahoma (11/23/17)
Career: 3 (2x), last vs. Oklahoma (11/23/17)

FREE THROWS ATTEMPTS

Season: 4 vs. Oklahoma (11/23/17)
Career: 4 (3x), last vs. Oklahoma (11/23/17)

REBOUNDS

Season: 7 vs. Oklahoma (11/23/17)
Career: 7 (2x), last vs. Oklahoma (11/23/17)

ASSISTS

Season: 3 vs. Fresno State (11/17/17)
Career: 3 vs. Fresno State (11/17/17)

STEALS

Season: 2 (2x), last vs. Oral Roberts (12/19/17)
Career: 3 vs. No. 1 North Carolina (03/19/17)

BLOCKS

Season: 5 vs. North Carolina (11/24/17)
Career: 5 vs. North Carolina (11/24/17)

MINUTES

Season: 28 vs. Fresno State (11/17/17)
Career: 28 vs. Fresno State (11/17/17)

CAREER STATISTICS AT ARKANSAS »

			Total		3-Point		F-Throws		Rebounds											Scoring	
Season	gp-gs	min/avg	fg-fga	pct	fg-fga	pct	ft-fla	pct	off	def	tot	avg	pf	fo	ast	to	blk	stl	pts	avg	
2016-17	27-2	200/7.4	22-39	.564	0-0	.000	6-19	.316	13	22	35	1.3	29	0	7	11	7	14	50	1.9	
2017-18	18-8	268/14.9	40-71	.563	0-0	.000	11-20	.550	21	34	55	3.1	34	1	13	12	19	9	91	5.1	
TOTAL	45-10	468/10.4	62-110	.564	0-0	.000	17-39	.436	34	56	90	2.0	63	1	20	23	26	23	141	3.1	

DARYL MACON



#4 | Senior | Guard | 6-3 | 185 | Little Rock, Ark. | Holmes CC

MACON'S NEWS & NOTES »

- Named to preseason coaches All-SEC second team.
- Ranks fifth in the SEC in three-point field goal percentage at 41.9, shooting 44-of-105 from behind the arc.
- Has seven games of 4+ assists in the last 11 contests, including tying his career high (8) three times.
- In the last 11 games, Macon has 55 assists to just 19 turnovers in 356 minutes of action.
- Has three 20-point efforts in the last nine games, including two against SEC teams.
- Named SEC Player of the Week on Jan. 1, joining Scotty Thurman as the only Razorback players to ever earn the award twice in a three-week span.
- Is one of four players in program history to earn SEC Player of the Week three times in a career.
- Led Arkansas over No. 19 Tennessee with a career-high 33 points on 10-of-18 shooting, including 5-of-9 from three.
- Has made 4+ three pointers in a game six times this season, including four of the last nine games.
- Scored 13 of Arkansas' program record 22 pts in OT vs. Tennessee, going 3-3 from the floor, including 6-6 from the line.
- Combined with Jaylen Barford to score 61 points, including 31 of Arkansas' final 41, to defeat No. 19 Tennessee.
- Named SEC Player of the Week (Dec. 18) after posting 25 points, 5 assists and 3 steals in North Little Rock against Troy.
- Against CSU Bakersfield, became first player in 20 years to record 15+ pts, 8+ assists and zero turnovers.
- Despite being held scoreless in the first half against Minnesota, Macon assisted on seven baskets.
- Led the team with 13 three-plus assist games a year ago, has eight this season.
- Is one of four Razorbacks in the SEC era to score 30 points in a game off the bench.

GAME-BY-GAME STATS »

#04 Daryl Macon

Opponent	Date	gs	min	Total		3-Pointers		Free throws		Rebounds			pf	a	t/o	blk	stl	pts	avg		
				fg-fga	pct	3fg-fga	pct	ft-fa	pct	off	def	tot								avg	
SAMFORD	11/10/17	*	30	5-9	.556	4-7	.571	2-2	1.000	0	3	3	3.0	2	8	1	0	2	16	16.0	
BUCKNELL	11/12/17	*	29	8-15	.533	3-6	.500	2-2	1.000	1	1	2	2.5	2	4	3	0	1	21	18.5	
FRESNO STATE	11/17/17	*	34	3-10	.300	1-3	.333	4-4	1.000	1	1	2	2.3	1	1	3	1	1	11	16.0	
vs Oklahoma	11/23/17	*	34	7-13	.538	6-8	.750	7-7	1.000	0	5	5	3.0	2	1	3	0	2	27	18.8	
vs North Carolina	11/24/17	*	23	2-11	.182	1-5	.200	2-2	1.000	0	1	1	2.6	0	2	1	0	1	7	16.4	
vs UCONN	11/26/17	*	26	5-9	.556	2-4	.500	4-6	.667	0	3	3	2.7	1	2	1	0	1	16	16.3	
at Houston	12/02/17	*	29	3-10	.300	1-4	.250	3-5	.600	0	0	0	2.3	2	1	2	0	0	10	15.4	
COLORADO STATE	12/05/17	*	26	4-8	.500	0-4	.000	1-1	1.000	0	0	0	2.0	2	7	1	0	2	9	14.6	
MINNESOTA	12/09/17	*	30	4-12	.333	2-8	.250	2-3	.667	0	2	2	2.0	2	8	2	0	2	12	14.3	
vs Troy	12/16/17	*	30	8-14	.571	5-9	.556	4-4	1.000	0	3	3	2.1	2	5	0	0	3	25	15.4	
ORAL ROBERTS	12/19/17	*	27	4-10	.400	4-9	.444	2-2	1.000	0	3	3	2.2	1	3	0	1	1	14	15.3	
CSU BAKERSFIELD	12/27/17	*	31	4-6	.667	2-4	.500	6-8	.750	0	3	3	2.3	2	8	0	0	2	16	15.3	
TENNESSEE	12/30/17	*	41	10-18	.556	5-9	.556	8-8	1.000	0	3	3	2.3	1	3	3	0	0	33	16.7	
at Mississippi State	01/02/18	*	37	9-12	.750	5-7	.714	1-3	.333	2	3	5	2.5	2	2	2	0	0	24	17.2	
at Auburn	01/06/18	*	38	3-11	.273	0-5	.000	4-4	1.000	0	2	2	2.5	0	2	1	0	3	10	16.7	
LSU	01/10/18	*	34	2-7	.286	1-4	.250	4-5	.800	0	4	4	2.6	2	4	3	0	0	9	16.3	
MISSOURI	01/13/18	*	26	2-7	.286	1-4	.250	3-5	.600	0	6	6	2.8	4	8	3	0	1	8	15.8	
at Florida	01/17/18	*	36	6-15	.400	1-5	.200	0-0	.000	0	6	6	2.9	3	5	4	0	0	13	15.6	
Totals			17	561	89-197	.452	44-105	.419	59-71	.831	4	49	53	2.9	31	74	33	2	22	281	15.6

Games played: 18
Minutes/game: 31.2
Points/game: 15.6
FG Pct: 45.2
3FG Pct: 41.9
FT Pct: 83.1

Rebounds/game: 2.9
Assists/game: 4.1
Turnovers/game: 1.8
Assist/turnover ratio: 2.2
Steals/game: 1.2
Blocks/game: 0.1

PERSONAL BESTS »

POINTS

Season: 33 vs. Tennessee (12/30/17)

Career: 33 vs. Tennessee (12/30/17)

FIELD GOALS

Season: 9 at Mississippi State (01/02/18)

Career: 18 vs. Ole Miss (02/18/17)

FIELD GOALS ATTEMPTED

Season: 18 vs. Tennessee (12/30/17)

Career: 18 vs. Tennessee (12/30/17)

3-POINT FIELD GOALS

Season: 6 vs. Oklahoma (11/23/17)

Career: 6 (2x), last vs. Oklahoma (11/23/17)

3-POINT FG ATTEMPTS

Season: 9 (3x), last vs. Tennessee (12/30/17)

Career: 9 (3x), last vs. Tennessee (12/30/17)

FREE THROWS MADE

Season: 8 vs. Tennessee (12/30/17)

Career: 14 vs. Texas (12/17/16)

FREE THROWS ATTEMPTS

Season: 8 (2x), last vs. Tennessee (12/30/17)

Career: 14 vs. Texas (12/17/16)

REBOUNDS

Season: 6 (2x), last at Florida (01/17/18)

Career: 7 (2x) last vs. LSU (01/21/17)

ASSISTS

Season: 8 (4x), last vs. Missouri (01/13/18)

Career: 8 (4x), last vs. Missouri (01/13/18)

STEALS

Season: 3 (2x), last at Auburn (01/06/18)

Career: 4 vs. Fort Wayne (11/11/16)

BLOCKS

Season: 1 (2x), last vs. Oral Roberts (12/19/17)

Career: 1 (4x), last vs. Oral Roberts (12/19/17)

MINUTES

Season: 41 vs. Tennessee (12/30/17)

Career: 41 vs. Tennessee (12/30/17)

CAREER STATISTICS AT ARKANSAS »

			Total		3-Point		F-Throws		Rebounds											Scoring	
Season	gp-gs	min/avg	fg-fga	pct	fg-fga	pct	ft-fa	pct	off	def	tot	avg	pf	fo	ast	to	blk	stl	pts	avg	
2016-17	36-21	908/25.2	141-311	.453	65-168	.387	136-157	.866	19	76	95	2.6	65	1	80	65	2	41	483	13.4	
2017-18	18-17	561/31.2	89-197	.452	44-105	.419	59-71	.831	4	49	53	2.9	31	0	74	33	2	22	281	15.6	
TOTAL	54-38	1469/27.2	230-508	.453	109-273	.399	195-228	.855	23	125	148	2.7	96	1	154	98	4	63	764	14.1	

ARLANDO COOK

#5 | Senior | Forward | 6-8 | 206 | St. Louis, Mo. | Connors State College



COOK'S NEWS & NOTES »

- Has pulled down multiple rebounds in seven of 11 games played this season
- Tallied four points, five rebounds and two blocks at Auburn.
- Had four points, two rebounds and a steal in 14 minutes in Arkansas' win over No. 14 Minnesota.
- In his first game back this season against Colorado State, tallied four rebounds and tied his career high with two assists in 15 minutes of action.
- Had eight points in the first half at Auburn last season, going 3-for-3 from the floor and 2-for-2 from the charity stripe.
- Had a season-high seven rebounds at Texas A&M in Arkansas' comeback win over the Aggies last year.
- Had a rebound in 30 games and scored in 24 of 36 games last season.
- Had a career-high three blocks and six rebounds against Sam Houston State in 15 minutes of action a year ago.
- Went 4-for-4 from the charity stripe in the final two minutes against Texas.

GAME-BY-GAME STATS »

#05 Arlando Cook

Opponent	Date	gs	min	Total		3-Pointers		Free throws		Rebounds				pf	a	t/o	blk	stl	pts	avg
				fg-fga	pct	3fg-fga	pct	ft-fa	pct	off	def	tot	avg							
SAMFORD	11/10/17	dnp		-	-	-	-	-	-	-	-	-	-	-	-	-	-	-	-	
BUCKNELL	11/12/17	dnp		-	-	-	-	-	-	-	-	-	-	-	-	-	-	-	-	
FRESNO STATE	11/17/17	dnp		-	-	-	-	-	-	-	-	-	-	-	-	-	-	-	-	
vs Oklahoma	11/23/17	dnp		-	-	-	-	-	-	-	-	-	-	-	-	-	-	-	-	
vs North Carolina	11/24/17	dnp		-	-	-	-	-	-	-	-	-	-	-	-	-	-	-	-	
vs UCONN	11/26/17	dnp		-	-	-	-	-	-	-	-	-	-	-	-	-	-	-	-	
at Houston	12/02/17	dnp		-	-	-	-	-	-	-	-	-	-	-	-	-	-	-	-	
COLORADO STATE	12/05/17	15	0-3	.000	0-0	.000	0-0	.000	1	3	4	4.0	1	2	0	0	1	0	0.0	
MINNESOTA	12/09/17	14	1-1	1.000	0-0	.000	2-2	1.000	1	1	2	3.0	2	0	0	0	1	4	2.0	
vs Troy	12/16/17	9	0-1	.000	0-0	.000	0-0	.000	0	3	3	3.0	0	1	0	0	0	1.3		
ORAL ROBERTS	12/19/17	13	3-5	.600	0-0	.000	0-0	.000	0	1	1	2.5	0	1	1	0	1	6	2.5	
CSU BAKERSFIELD	12/27/17	10	1-2	.500	0-0	.000	0-0	.000	1	1	2	2.4	0	0	0	0	0	2	2.4	
TENNESSEE	12/30/17	13	0-0	.000	0-0	.000	1-2	.500	0	2	2	2.3	1	0	0	0	0	1	2.2	
at Mississippi State	01/02/18	4	1-3	.333	0-0	.000	0-0	.000	0	0	0	2.0	2	0	0	0	0	2	2.1	
at Auburn	01/06/18	10	2-3	.667	0-0	.000	0-0	.000	2	3	5	2.4	0	1	0	2	0	4	2.4	
LSU	01/10/18	13	0-0	.000	0-0	.000	0-0	.000	1	3	4	2.6	0	1	1	0	0	0	2.1	
MISSOURI	01/13/18	13	0-0	.000	0-0	.000	0-0	.000	0	1	1	2.4	1	1	0	0	1	0	1.9	
at Florida	01/17/18	13	0-2	.000	0-0	.000	0-2	.000	0	0	0	2.2	1	0	0	0	0	0	1.7	
Totals		0	127	8-20	.400	0-0	.000	3-6	.500	6	18	24	2.2	8	7	2	2	4	19	1.7

Games played: 11
Minutes/game: 11.5
Points/game: 1.7
FG Pct: 40.0
FT Pct: 50.0

Rebounds/game: 2.2
Assists/game: 0.6
Turnovers/game: 0.2
Assist/turnover ratio: 3.5
Steals/game: 0.4
Blocks/game: 0.2

PERSONAL BESTS »

POINTS

Season: 6 vs. Oral Roberts (12/19/17)
Career: 9 vs. Southern Illinois (11/14/16)

FIELD GOALS

Season: 3 vs. Oral Roberts (12/19/17)
Career: 4 vs. Southern Illinois (11/14/16)

FIELD GOALS ATTEMPTED

Season: 5 vs. Oral Roberts (12/19/17)
Career: 8 vs. Southern Illinois (11/14/16)

3-POINT FIELD GOALS

Season: --
Career: --

3-POINT FG ATTEMPTS

Season: --
Career: --

FREE THROWS MADE

Season: 2 vs. Minnesota (12/09/17)
Career: 4 (3x), last vs. LSU (01/21/17)

FREE THROWS ATTEMPTS

Season: 2 (2x), last vs. Tennessee (12/30/17)
Career: 7 vs. LSU (01/21/17)

REBOUNDS

Season: 5 at Auburn (01/06/18)
Career: 7 at Texas A&M (01/17/17)

ASSISTS

Season: 2 vs. Colorado State (12/05/17)
Career: 2 (4x), last vs. Colorado State (12/05/17)

STEALS

Season: 1 (4x), last vs. Missouri (01/13/18)
Career: 2 (2x), last at Texas A&M (01/17/17)

BLOCKS

Season: 2 at Auburn (01/06/18)
Career: 3 vs. Sam Houston State (12/22/16)

MINUTES

Season: 15 vs. Colorado State (12/05/17)
Career: 21 (2x), last at Texas A&M (01/17/17)

CAREER STATISTICS AT ARKANSAS »

			Total		3-Point		F-Throws		Rebounds											Scoring	
Season	gp-gs	min/avg	fg-fga	pct	fg-fga	pct	ft-fa	pct	off	def	tot	avg	pf	fo	ast	to	blk	stl	pts	avg	
2016-17	36-7	406/11.3	39-89	.438	0-0	.000	24-37	.649	29	54	83	2.3	63	1	12	23	14	10	102	2.8	
2017-18	11-0	127/11.5	8-20	.400	0-0	.000	3-6	.500	6	18	24	2.2	8	0	7	2	2	4	19	1.7	
TOTAL	47-7	533/11.3	47-109	.431	0-0	.000	27-43	.628	35	72	107	2.3	71	1	19	25	16	14	121	2.6	

DANIEL GAFFORD



#10 | Freshman | Forward | 6-11 | 234 | El Dorado, Ark. | El Dorado HS

GAFFORD'S NEWS & NOTES »

- Recorded his first career double-double Wednesday at Florida with 14 points and 11 rebounds.
- Ranks 30th in the country, 2nd in the SEC, in FG pct at 63.2 percent. He is 5th among freshmen in the nation.
- That mark currently ranks second in school history among Razorback freshmen.
- Averaging 12.8 pts and 6.5 rebs against SEC teams, scoring 14+ points in four of his first six career SEC games.
- Only Razorback in the last 20 years to post 15 points, 8 rebounds and 5 blocks in his SEC debut.
- Named SEC Freshman of the Week (Dec. 11), following a 13-of-17 combined effort over CSU and Minnesota.
- Seventh Razorback player in the last 30 years to go 8-of-8 or better from the floor, after going 8-of-8 with 3 dunks against No. 14 Minnesota, scoring 16 points, 7 rebs and a career-high 6 blocks.
- Against Fresno State (Nov. 17), Daniel Gafford became the first Razorback in 22 years to record 25+ points, 8+ rebounds and 3+ blocks coming off the bench (via @HogStats).
- Two-time All-State, All-Conference and All-County selection at El Dorado High School.
- Was named second team All-Arkansas Democrat-Gazette in 2016, as a junior.
- Led the Wildcats to a 28-5 record and a trip to the 6A State Title game as a senior.
- Rated as a four-star player by ESPN, 247Sports.com, Rivals.com, Scout.com, and Future150.com.
- Consensus top-50 player, rated as high as No. 33 in the 2017 class by Rivals.com.
- Averaged 17.4 points, 16 rebounds, 7.7 blocks, 2.5 steals and 1.4 assists per game as a senior.
- Tallied 11 triple-doubles and 18 double-doubles in his final year at El Dorado.
- Scored in double figures in 31 of 33 games, including nine 20-point games and 2 games of 30 points or more.

GAME-BY-GAME STATS »

#10 Daniel Gafford

Opponent	Date	gs	min	Total		3-Pointers		Free throws		Rebounds				pf	a	t/o	blk	stl	pts	avg
				fg-fga	pct	3fg-fga	pct	ft-fa	pct	off	def	tot	avg							
SAMFORD	11/10/17	17	4-6	.667	0-0	.000	2-5	.400	2	2	4	4.0	5	2	0	3	0	10	10.0	
BUCKNELL	11/12/17	16	5-7	.714	0-0	.000	5-5	1.000	2	1	3	3.5	5	0	0	0	0	15	12.5	
FRESNO STATE	11/17/17	30	9-11	.818	0-0	.000	7-10	.700	0	8	8	5.0	3	1	1	3	2	25	16.7	
vs Oklahoma	11/23/17	25	4-6	.667	0-0	.000	5-6	.833	0	8	8	5.8	4	2	3	1	2	13	15.8	
vs North Carolina	11/24/17	15	2-4	.500	0-0	.000	1-2	.500	2	4	6	5.8	4	0	0	2	1	5	13.6	
vs UCONN	11/26/17	14	3-4	.750	0-0	.000	3-6	.500	1	4	5	5.7	5	0	3	0	0	9	12.8	
at Houston	12/02/17	18	1-4	.250	0-0	.000	3-4	.750	3	3	6	5.7	2	1	1	0	1	5	11.7	
COLORADO STATE	12/05/17	16	5-9	.556	0-0	.000	4-7	.571	2	4	6	5.8	2	0	0	2	1	14	12.0	
MINNESOTA	12/09/17	* 21	8-8	1.000	0-0	.000	0-3	.000	2	5	7	5.9	4	1	1	6	0	16	12.4	
vs Troy	12/16/17	* 24	4-6	.667	0-0	.000	2-6	.333	1	5	6	5.9	4	1	0	3	0	10	12.2	
ORAL ROBERTS	12/19/17	* 22	5-7	.714	0-0	.000	2-3	.667	2	2	4	5.7	1	4	1	2	0	12	12.2	
CSU BAKERSFIELD	12/27/17	* 22	2-7	.286	0-0	.000	2-4	.500	2	10	12	6.3	4	0	1	1	2	6	11.7	
TENNESSEE	12/30/17	* 33	6-8	.750	0-0	.000	3-9	.333	3	5	8	6.4	4	0	1	5	0	15	11.9	
at Mississippi State	01/02/18	* 32	8-11	.727	0-0	.000	1-3	.333	1	4	5	6.3	3	2	3	1	0	17	12.3	
at Auburn	01/06/18	* 17	3-7	.429	0-0	.000	2-5	.400	2	2	4	6.1	4	0	0	1	0	8	12.0	
LSU	01/10/18	* 24	3-5	.600	0-0	.000	2-5	.400	1	4	5	6.1	3	2	2	3	1	8	11.8	
MISSOURI	01/13/18	* 25	6-11	.545	0-0	.000	3-4	.750	4	2	6	6.1	3	0	1	1	0	15	11.9	
at Florida	01/17/18	* 25	6-12	.500	0-0	.000	2-5	.400	5	6	11	6.3	2	0	0	1	0	14	12.1	
Totals		10	396	84-133	.632	0-0	.000	49-92	.533	35	79	114	6.3	62	16	18	35	10	217	12.1

Games played: 18
Minutes/game: 22.0
Points/game: 12.1
FG Pct: 63.2
FT Pct: 53.3

Rebounds/game: 6.3
Assists/game: 0.9
Turnovers/game: 1.0
Assist/turnover ratio: 0.9
Steals/game: 0.6
Blocks/game: 1.9

PERSONAL BESTS »

POINTS

Season: 25 vs. Fresno State (11/17/17)

Career: 25 vs. Fresno State (11/17/17)

FIELD GOALS

Season: 9 vs. Fresno State (11/17/17)

Career: 9 vs. Fresno State (11/17/17)

FIELD GOALS ATTEMPTED

Season: 12 at Florida (01/17/18)

Career: 12 at Florida (01/17/18)

3-POINT FIELD GOALS

Season: --

Career: --

3-POINT FG ATTEMPTS

Season: --

Career: --

FREE THROWS MADE

Season: 7 vs. Fresno State (11/17/17)

Career: 7 vs. Fresno State (11/17/17)

FREE THROWS ATTEMPTS

Season: 10 vs. Fresno State (11/17/17)

Career: 10 vs. Fresno State (11/17/17)

REBOUNDS

Season: 12 vs. CSU Bakersfield (12/27/17)

Career: 12 vs. CSU Bakersfield (12/27/17)

ASSISTS

Season: 4 vs. Oral Roberts (12/19/17)

Career: 4 vs. Oral Roberts (12/19/17)

STEALS

Season: 2 (3x), last vs. CSU Bakersfield (12/27/17)

Career: 2 (3x), last vs. CSU Bakersfield (12/27/17)

BLOCKS

Season: 6 vs. Minnesota (12/09/17)

Career: 6 vs. Minnesota (12/09/17)

MINUTES

Season: 33 vs. Tennessee (12/30/17)

Career: 33 vs. Tennessee (12/30/17)

CAREER STATISTICS AT ARKANSAS »

			Total		3-Point		F-Throws		Rebounds											Scoring	
Season	gp-gs	min/avg	fg-fga	pct	fg-fga	pct	ft-fa	pct	off	def	tot	avg	pf	fo	ast	to	blk	stl	pts	avg	
2017-18	18-10	396/22.0	84-133	.632	0-0	.000	49-92	.533	35	79	114	6.3	62	3	16	18	35	10	217	12.1	
TOTAL	18-10	396/22.0	84-133	.632	0-0	.000	49-92	.533	35	79	114	6.3	62	3	16	18	35	10	217	12.1	

DUSTIN THOMAS



#13 | Senior | Forward | 6-8 | 225 | Texarkana, Texas | Colorado

THOMAS' NEWS & NOTES »

- Has 3+ rebounds in 22 of the last 32 games, including 10 of 15 this season.
- Recorded his first double-digit scoring effort of the year and fifth as a Razorback vs CSU Bakersfield, tallying 10 points, all in the first half.
- Has four-plus rebounds in eight of 13 games played this season to rank T-3rd on the team in rebound percentage at 4.2 boards per game.
- In his first game this season, Thomas brought down a team-high nine rebounds to tie his career high.
- Scoring nine points off the bench at LSU on Feb. 11 and pulled down a career and team-high nine rebounds to go along with three steals.
- Averaged 4.0 points and 2.5 rebounds per game over two years at Colorado.

GAME-BY-GAME STATS »

#13 Dustin Thomas

Opponent	Date	gs	min	Total		3-Pointers		Free throws		Rebounds				pf	a	t/o	blk	stl	pts	avg
				fg-fga	pct	3fg-fga	pct	ft-fa	pct	off	def	tot	avg							
SAMFORD	11/10/17	dnp		-	-	-	-	-	-	-	-	-	-	-	-	-	-	-	-	
BUCKNELL	11/12/17	dnp		-	-	-	-	-	-	-	-	-	-	-	-	-	-	-	-	
FRESNO STATE	11/17/17	dnp		-	-	-	-	-	-	-	-	-	-	-	-	-	-	-	-	
vs Oklahoma	11/23/17	23	1-2	.500	0-0	.000	3-4	.750	3	6	9	9.0	4	0	3	0	1	5	5.0	
vs North Carolina	11/24/17	22	1-4	.250	0-0	.000	0-0	.000	2	2	4	6.5	3	0	2	0	1	2	3.5	
vs UCONN	11/26/17	15	1-2	.500	0-0	.000	5-6	.833	1	3	4	5.7	2	0	2	0	1	7	4.7	
at Houston	12/02/17	28	3-6	.500	0-1	.000	3-4	.750	2	4	6	5.8	2	0	0	0	1	9	5.8	
COLORADO STATE	12/05/17	* 16	2-4	.500	0-0	.000	2-2	1.000	0	2	2	5.0	2	2	0	0	0	6	5.8	
MINNESOTA	12/09/17	* 11	3-4	.750	0-0	.000	0-0	.000	0	2	2	4.5	3	2	0	0	0	6	5.8	
vs Troy	12/16/17	* 17	1-1	1.000	0-0	.000	0-0	.000	2	3	5	4.6	2	0	0	0	0	2	5.3	
ORAL ROBERTS	12/19/17	* 19	2-6	.333	0-0	.000	0-2	.000	0	1	1	4.1	2	3	0	0	0	4	5.1	
CSU BAKERSFIELD	12/27/17	* 20	4-6	.667	0-0	.000	2-2	1.000	2	4	6	4.3	2	0	1	0	2	10	5.7	
TENNESSEE	12/30/17	* 27	2-3	.667	0-0	.000	0-1	.000	1	6	7	4.6	5	1	1	0	0	4	5.5	
at Mississippi State	01/02/18	* 18	0-2	.000	0-0	.000	0-0	.000	1	4	5	4.6	2	4	1	0	0	0	5.0	
at Auburn	01/06/18	* 12	1-1	1.000	0-0	.000	2-3	.667	0	2	2	4.4	0	1	3	0	0	4	4.9	
LSU	01/10/18	4	0-2	.000	0-0	.000	0-0	.000	0	1	1	4.2	1	0	0	0	0	0	4.5	
MISSOURI	01/13/18	* 20	1-2	.500	0-0	.000	3-6	.500	1	2	3	4.1	4	0	0	0	2	5	4.6	
at Florida	01/17/18	* 28	1-2	.500	1-1	1.000	1-2	.500	1	3	4	4.1	2	2	0	0	1	4	4.5	
Totals		10	280	23-47	.489	1-2	.500	21-32	.656	16	45	61	4.1	36	15	13	0	9	68	4.5

Games played: 15
Minutes/game: 18.7
Points/game: 4.5
FG Pct: 48.9
3FG Pct: 50.0
FT Pct: 65.6

Rebounds/game: 4.1
Assists/game: 1.0
Turnovers/game: 0.9
Assist/turnover ratio: 1.2
Steals/game: 0.6

PERSONAL BESTS »

POINTS

Season: 10 vs. CSU Bakersfield (12/27/17)
Career: 17 vs. USC (01/04/15)^

FIELD GOALS

Season: 4 vs. CSU Bakersfield (12/27/17)
Career: 6 (2x), last vs. Seton Hall (03/17/17)

FIELD GOALS ATTEMPTED

Season: 6 (3x), last vs. CSU Bakersfield (12/27/17)
Career: 9 vs. Seton Hall (03/17/17)

3-POINT FIELD GOALS

Season: 1 at Florida (01/17/18)
Career: 3 vs. USC (01/04/15)^

3-POINT FG ATTEMPTS

Season: 1 (2x), last at Florida (01/17/18)
Career: 3 (3x), last vs. USC (01/04/15)^

FREE THROWS MADE

Season: 5 vs. UConn (11/26/17)
Career: 6 vs. UT Arlington (11/18/16)

FREE THROWS ATTEMPTS

Season: 6 (2x), last vs. Missouri (01/13/18)
Career: 8 (3x), last vs. Mississippi State (01/10/17)

REBOUNDS

Season: 9 vs. Oklahoma (11/23/17)
Career: 9 (2x), last vs. Oklahoma (11/23/17)

ASSISTS

Season: 4 at Mississippi State (01/02/18)
Career: 4 (3x), last at Mississippi State (01/02/18)

STEALS

Season: 2 (2x), last vs. Missouri (01/13/18)
Career: 3 (2x), last at LSU (02/11/17)

BLOCKS

Season: --
Career: 2 (2x), last vs. California (02/12/15)^

MINUTES

Season: 28 (2x), last at Florida (01/17/18)
Career: 31 vs. Seton Hall (03/17/17)

^ - at Colorado

CAREER STATISTICS AT ARKANSAS »

Season	gp-gs	min/avg	Total fg-fga	pct	3-Point fg-fga	pct	F-Throws ft-fia	pct	Rebounds off def tot	avg	pf	fo	ast	to	blk	stl	Scoring pts	avg
2016-17	36-27	648/18.0	72-148	.486	1-5	.200	46-70	.657	45	91	136	3.8	104	4	38	36	191	5.3
2017-18	15-10	280/18.7	23-47	.489	1-2	.500	21-32	.656	16	45	61	4.1	36	1	15	13	68	4.5
TOTAL	51-37	928/18.2	95-195	.487	2-7	.286	67-102	.657	61	136	197	3.9	140	5	53	49	259	5.1

DARIOUSHALL



#20 | Freshman | Forward | 6-6 | 210 | Little Rock, Ark. | Mills Univ. Studies HS

HALL'S NEWS & NOTES »

- After playing nine total minutes in the first two SEC games, Hall is averaging 20.3 minutes, 6.5 points and 4.5 rebounds per game in the last four contests, tying his career high in minutes (21) three times in that span.
- Tied for the team lead in charges taken with six.
- Three-time All-State and All-Conference selection at Mills University Studies High School.
- 2017 5A State Tournament MVP, after leading the Comets to a state championship.
- Led the Comets to a 31-2 record, averaging 14.8 pts, 8.0 rbd, 2.0 assists and 1.8 steals per game as a senior.
- Tallied 26 double-figure scoring games, including 10 double-doubles.
- Ranked the No. 4 player in the state and the No. 50 power forward in the 2017 class by 247Sports.com.
- Earned a four-star rating by ESPN, and three starts from Rivals.com, 247Sports, Scout and Future150.com.
- Participated in the Adidas Uprising Gauntlet, averaging 15.3 pts, 7.0 rbd, 2.2 steals and 1.0 assists in 11 games.

GAME-BY-GAME STATS »

#20 Darious Hall

Opponent	Date	gs	min	Total		3-Pointers		Free throws		Rebounds				pf	a	t/o	blk	stl	pts	avg
				fg-fga	pct	3fg-fga	pct	ft-fa	pct	off	def	tot	avg							
SAMFORD	11/10/17	12		1-4	.250	0-1	.000	1-2	.500	1	2	3	3.0	4	0	2	0	1	3	3.0
BUCKNELL	11/12/17	17		3-5	.600	0-0	.000	0-0	.000	1	3	4	3.5	3	0	3	2	1	6	4.5
FRESNO STATE	11/17/17	14		0-2	.000	0-1	.000	0-1	.000	0	3	3	3.3	2	1	1	0	1	0	3.0
vs Oklahoma	11/23/17	7		0-1	.000	0-0	.000	1-2	.500	0	1	1	2.8	1	0	0	0	1	1	2.5
vs North Carolina	11/24/17	5		1-2	.500	0-0	.000	1-1	1.000	1	0	1	2.4	1	0	0	0	0	3	2.6
vs UCONN	11/26/17	14		3-3	1.000	1-1	1.000	0-0	.000	0	6	6	3.0	3	0	2	0	0	7	3.3
at Houston	12/02/17	3		0-0	.000	0-0	.000	0-0	.000	0	1	1	2.7	0	0	1	0	0	0	2.9
COLORADO STATE	12/05/17	18		3-7	.429	2-4	.500	0-0	.000	0	3	3	2.8	1	0	2	0	0	8	3.5
MINNESOTA	12/09/17	8		1-2	.500	0-0	.000	0-0	.000	0	2	2	2.7	2	0	0	0	0	2	3.3
vs Troy	12/16/17	12		2-2	1.000	0-0	.000	0-0	.000	0	2	2	2.6	4	0	0	1	0	4	3.4
ORAL ROBERTS	12/19/17	15		4-6	.667	1-2	.500	2-2	1.000	2	1	3	2.6	2	3	2	0	2	11	4.1
CSU BAKERSFIELD	12/27/17	17		4-8	.500	1-4	.250	5-9	.556	2	1	3	2.7	4	1	2	0	1	14	4.9
TENNESSEE	12/30/17	3		0-0	.000	0-0	.000	0-0	.000	0	0	0	2.5	0	0	3	0	1	0	4.5
at Mississippi State	01/02/18	6		1-2	.500	0-0	.000	0-0	.000	1	2	3	2.5	1	0	0	0	0	2	4.4
at Auburn	01/06/18	21		3-3	1.000	0-0	.000	1-2	.500	1	5	6	2.7	1	0	1	0	0	7	4.5
LSU	01/10/18	21		1-7	.143	0-3	.000	3-4	.750	3	2	5	2.9	1	1	1	0	0	5	4.6
MISSOURI	01/13/18	*	21	4-4	1.000	0-0	.000	2-4	.500	1	4	5	3.0	0	1	0	0	2	10	4.9
at Florida	01/17/18	18		2-6	.333	0-1	.000	0-2	.000	0	2	2	2.9	4	0	0	0	0	4	4.8
Totals		1	232	33-64	.516	5-17	.294	16-29	.552	13	40	53	2.9	34	7	20	3	10	87	4.8

Games played: 18
Minutes/game: 12.9
Points/game: 4.8
FG Pct: 51.6
3FG Pct: 29.4
FT Pct: 55.2

Rebounds/game: 2.9
Assists/game: 0.4
Turnovers/game: 1.1
Assist/turnover ratio: 0.4
Steals/game: 0.6
Blocks/game: 0.2

PERSONAL BESTS »

POINTS

Season: 14 vs. CSU Bakersfield (12/27/17)
Career: 14 vs. CSU Bakersfield (12/27/17)

FIELD GOALS

Season: 4 (3x), last vs. Missouri (01/13/18)
Career: 4 (3x), last vs. Missouri (01/13/18)

FIELD GOALS ATTEMPTED

Season: 8 vs. CSU Bakersfield (12/27/17)
Career: 8 vs. CSU Bakersfield (12/27/17)

3-POINT FIELD GOALS

Season: 2 vs. Colorado State (12/05/17)
Career: 2 vs. Colorado State (12/05/17)

3-POINT FG ATTEMPTS

Season: 4 (2x), last vs. CSU Bakersfield (12/27/17)
Career: 4 (2x), last vs. CSU Bakersfield (12/27/17)

FREE THROWS MADE

Season: 5 vs. CSU Bakersfield (12/27/17)
Career: 5 vs. CSU Bakersfield (12/27/17)

FREE THROWS ATTEMPTS

Season: 9 vs. CSU Bakersfield (12/27/17)
Career: 9 vs. CSU Bakersfield (12/27/17)

REBOUNDS

Season: 6 (2x), last at Auburn (01/06/18)
Career: 6 (2x), last at Auburn (01/06/18)

ASSISTS

Season: 3 vs. Oral Roberts (12/19/17)
Career: 3 vs. Oral Roberts (12/19/17)

STEALS

Season: 2 (2x), last vs. Missouri (01/13/18)
Career: 2 (2x), last vs. Missouri (01/13/18)

BLOCKS

Season: 2 vs. Bucknell (11/12/17)
Career: 2 vs. Bucknell (11/12/17)

MINUTES

Season: 21 (3x), last vs. Missouri (01/13/18)
Career: 21 (3x), last vs. Missouri (01/13/18)

CAREER STATISTICS AT ARKANSAS »

			Total		3-Point		F-Throws		Rebounds											Scoring	
Season	gp-gs	min/avg	fg-fga	pct	fg-fga	pct	ft-fa	pct	off	def	tot	avg	pf	fo	ast	to	blk	stl	pts	avg	
2017-18	18-1	232/12.9	33-64	.516	5-17	.294	16-29	.552	13	40	53	2.9	34	0	7	20	3	10	87	4.8	
TOTAL	18-1	232/12.9	33-64	.516	5-17	.294	16-29	.552	13	40	53	2.9	34	0	7	20	3	10	87	4.8	

GABE OSABUOHIE



#22 | Freshman | Forward | 6-8 | 219 | Toronto, Canada | Southwest Christian Academy

OSABUOHIE'S NEWS & NOTES »

- Pronounced oh-sah-BOY-en.
- Took two charges in the season-opener, four total this season, to rank tied for fourth on the team.
- Ranked the No. 5 player in the state of Arkansas & the No. 63 small forward in the country by 247Sports.com.
- Averaged 11 pts, seven rebounds and four assists as a senior for Little Rock's Southwest Christian Academy.
- Helped lead high school team to a 31-2 record and appearance at the NACA National Championships.
- Averaged 12 points and eight rebounds as a junior and played AAU with Grassroots Canada, before joining Team Loaded North Carolina on the Adidas Circuit the last two seasons.

GAME-BY-GAME STATS »

#22 Gabe Osabuohe

Opponent	Date	gs	min	Total		3-Pointers		Free throws		Rebounds										
				fg-fga	pct	3fg-fga	pct	ft-fa	pct	off	def	tot	avg	pf	a	t/o	blk	stl	pts	avg
SAMFORD	11/10/17	10	1-2	.500	0-0	.000	0-2	.000	0	0	0	0.0	1	0	1	0	0	2	2.0	
BUCKNELL	11/12/17	11	1-4	.250	0-1	.000	0-0	.000	1	1	2	1.0	1	0	0	0	0	2	2.0	
FRESNO STATE	11/17/17	5	0-1	.000	0-1	.000	0-2	.000	1	0	1	1.0	2	0	0	0	0	0	1.3	
vs Oklahoma	11/23/17	dnp	-	-	-	-	-	-	-	-	-	-	-	-	-	-	-	-	-	-
vs North Carolina	11/24/17	dnp	-	-	-	-	-	-	-	-	-	-	-	-	-	-	-	-	-	-
vs UCONN	11/26/17	8	0-1	.000	0-0	.000	0-0	.000	1	2	3	1.5	0	1	1	0	1	0	1.0	
at Houston	12/02/17	dnp	-	-	-	-	-	-	-	-	-	-	-	-	-	-	-	-	-	-
COLORADO STATE	12/05/17	8	2-2	1.000	0-0	.000	0-0	.000	1	2	3	1.8	4	0	1	0	0	4	1.6	
MINNESOTA	12/09/17	dnp	-	-	-	-	-	-	-	-	-	-	-	-	-	-	-	-	-	-
vs Troy	12/16/17	2	1-1	1.000	0-0	.000	0-1	.000	0	2	2	1.8	0	1	0	0	0	2	1.7	
ORAL ROBERTS	12/19/17	5	0-0	.000	0-0	.000	0-0	.000	0	0	0	1.6	0	0	0	0	0	0	1.4	
CSU BAKERSFIELD	12/27/17	2	0-0	.000	0-0	.000	0-0	.000	0	0	0	1.4	0	1	0	1	0	0	1.3	
TENNESSEE	12/30/17	dnp	-	-	-	-	-	-	-	-	-	-	-	-	-	-	-	-	-	-
at Mississippi State	01/02/18	dnp	-	-	-	-	-	-	-	-	-	-	-	-	-	-	-	-	-	-
at Auburn	01/06/18	dnp	-	-	-	-	-	-	-	-	-	-	-	-	-	-	-	-	-	-
LSU	01/10/18	dnp	-	-	-	-	-	-	-	-	-	-	-	-	-	-	-	-	-	-
MISSOURI	01/13/18	dnp	-	-	-	-	-	-	-	-	-	-	-	-	-	-	-	-	-	-
at Florida	01/17/18	dnp	-	-	-	-	-	-	-	-	-	-	-	-	-	-	-	-	-	-
Totals		0	51	5-11	.455	0-2	.000	0-5	.000	4	7	11	1.4	8	3	3	1	1	10	1.3

Games played: 8
Minutes/game: 6.4
Points/game: 1.3
FG Pct: 45.5
3FG Pct: 0.0
FT Pct: 0.0

Rebounds/game: 1.4
Assists/game: 0.4
Turnovers/game: 0.4
Assist/turnover ratio: 1.0
Steals/game: 0.1
Blocks/game: 0.1

PERSONAL BESTS »

POINTS

Season: 4 vs. Colorado State (12/05/17)

Career: 4 vs. Colorado State (12/05/17)

FIELD GOALS

Season: 2 vs. Colorado State (12/05/17)

Career: 2 vs. Colorado State (12/05/17)

FIELD GOALS ATTEMPTED

Season: 4 vs. Bucknell (11/12/17)

Career: 4 vs. Bucknell (11/12/17)

3-POINT FIELD GOALS

Season: --

Career: --

3-POINT FG ATTEMPTS

Season: 1 (2x), last vs. Fresno State (11/17/17)

Career: 1 (2x), last vs. Fresno State (11/17/17)

FREE THROWS MADE

Season: --

Career: --

FREE THROWS ATTEMPTS

Season: 2 (2x), last vs. Fresno State (11/17/17)

Career: 2 (2x), last vs. Fresno State (11/17/17)

REBOUNDS

Season: 3 (2x), last vs. Colorado State (12/05/17)

Career: 3 (2x), last vs. Colorado State (12/05/17)

ASSISTS

Season: 1 (3x), last vs. CSU Bakersfield (12/27/17)

Career: 1 (3x), last vs. CSU Bakersfield (12/27/17)

STEALS

Season: 1 vs. UConn (11/26/17)

Career: 1 vs. UConn (11/26/17)

BLOCKS

Season: 1 vs. CSU Bakersfield (12/27/17)

Career: 1 vs. CSU Bakersfield (12/27/17)

MINUTES

Season: 11 vs. Bucknell (11/12/17)

Career: 11 vs. Bucknell (11/12/17)

CAREER STATISTICS AT ARKANSAS »

Season	gp-gs	min/avg	Total fg-fga	pct	3-Point fg-fga	pct	F-Throws ft-fa	pct	Rebounds off def tot	avg	pf	fo	ast	to	blk	stl	Scoring pts	avg
2017-18	8-0	51/6.4	5-11	.455	0-2	.000	0-5	.000	4	7	11	1.4	8	0	3	3	10	1.3
TOTAL	8-0	51/6.4	5-11	.455	0-2	.000	0-5	.000	4	7	11	1.4	8	0	3	3	10	1.3

C.J. JONES



#23 | Sophomore | Guard | 6-5 | 175 | Birmingham, Ala. | Central Park Christian

JONES' NEWS & NOTES »

- In seven games prior to Christmas, Jones had six double-digit scoring efforts, going 23-of-45 from deep.
- In that seven-game stretch, Jones hit three-plus three-pointers six times, including two efforts of five makes.
- 120 of his 191 career points have come from made 3-pointers.
- Has seven double-figure scoring efforts through 17 games, after having two total last season in 21 games.
- Had a career-high five rebounds against Bucknell, to go along with seven points and one assist.
- After having six assists last season, Jones has 11 through 17 games this year.
- Played in 21 games as a freshman, averaging 2.4 points per contest.

GAME-BY-GAME STATS »

#23 C.J. Jones

Opponent	Date	gs	min	Total		3-Pointers		Free throws		Rebounds										
				fg-fga	pct	3fg-fga	pct	ft-fa	pct	off	def	tot	avg	pf	a	t/o	blk	stl	pts	avg
SAMFORD	11/10/17	21	4-7	.571	2-5	.400	0-0	.000	0	3	3	3.0	0	0	1	0	0	0	10	10.0
BUCKNELL	11/12/17	20	3-8	.375	0-1	.000	1-1	1.000	0	5	5	4.0	0	1	0	0	0	1	7	8.5
FRESNO STATE	11/17/17	16	3-6	.500	0-2	.000	0-0	.000	0	2	2	3.3	0	1	0	0	0	0	6	7.7
vs Oklahoma	11/23/17	10	1-4	.250	0-2	.000	0-0	.000	0	1	1	2.8	1	0	1	0	0	0	2	6.3
vs North Carolina	11/24/17	26	4-11	.364	4-10	.400	0-0	.000	0	2	2	2.6	1	0	0	0	0	1	12	7.4
vs UCONN	11/26/17	21	5-8	.625	3-6	.500	6-6	1.000	0	1	1	2.3	1	1	0	0	0	1	19	9.3
at Houston	12/02/17	20	4-9	.444	3-6	.500	0-0	.000	0	3	3	2.4	2	0	1	0	0	1	11	9.6
COLORADO STATE	12/05/17	23	7-9	.778	3-5	.600	2-2	1.000	0	1	1	2.3	1	2	0	0	0	0	19	10.8
MINNESOTA	12/09/17	15	5-7	.714	5-7	.714	0-0	.000	0	1	1	2.1	3	0	1	0	0	0	15	11.2
vs Troy	12/16/17	17	2-5	.400	0-3	.000	2-2	1.000	0	2	2	2.1	0	1	1	1	1	6	10.7	
ORAL ROBERTS	12/19/17	19	5-10	.500	5-8	.625	0-0	.000	0	2	2	2.1	2	2	1	2	0	0	15	11.1
CSU BAKERSFIELD	12/27/17	20	1-6	.167	1-5	.200	1-2	.500	0	2	2	2.1	1	0	1	0	1	4	10.5	
TENNESSEE	12/30/17	13	1-6	.167	0-3	.000	0-2	.000	1	2	3	2.2	1	0	0	1	0	0	2	9.8
at Mississippi State	01/02/18	10	0-2	.000	0-0	.000	0-0	.000	0	1	1	2.1	2	0	1	0	0	0	0	9.1
at Auburn	01/06/18	3	1-3	.333	0-2	.000	0-0	.000	1	0	1	2.0	0	2	0	0	0	0	2	8.7
LSU	01/10/18	14	2-6	.333	0-3	.000	0-0	.000	0	0	0	1.9	2	0	1	0	0	0	4	8.4
MISSOURI	01/13/18	12	0-3	.000	0-0	.000	0-0	.000	0	0	0	1.8	0	0	0	0	0	0	0	7.9
at Florida	01/17/18	21	2-6	.333	2-5	.400	0-0	.000	0	0	0	1.7	1	0	0	0	0	6	7.8	
Totals		0	301	50-116	.431	28-73	.384	12-15	.800	2	28	30	1.7	18	11	8	4	5	140	7.8

Games played: 18
Minutes/game: 16.7
Points/game: 7.8
FG Pct: 43.1
3FG Pct: 38.4
FT Pct: 80.0

Rebounds/game: 1.7
Assists/game: 0.6
Turnovers/game: 0.4
Assist/turnover ratio: 1.4
Steals/game: 0.3
Blocks/game: 0.2

PERSONAL BESTS »

POINTS

Season: 19 (2x), last vs. Colorado State (12/05/17)
Career: 19 (2x), last vs. Colorado State (12/05/17)

FIELD GOALS

Season: 7 vs. Colorado State (12/05/17)
Career: 7 vs. Colorado State (12/05/17)

FIELD GOALS ATTEMPTED

Season: 11 vs. North Carolina (11/24/17)
Career: 11 vs. North Carolina (11/24/17)

3-POINT FIELD GOALS

Season: 5 (2x), last vs. Oral Roberts (12/19/17)
Career: 5 (2x), last vs. Oral Roberts (12/19/17)

3-POINT FG ATTEMPTS

Season: 10 vs. North Carolina (11/24/17)
Career: 10 vs. North Carolina (11/24/17)

FREE THROWS MADE

Season: 6 vs. UConn (11/26/17)
Career: 6 vs. UConn (11/26/17)

FREE THROWS ATTEMPTS

Season: 6 vs. UConn (11/26/17)
Career: 6 vs. UConn (11/26/17)

REBOUNDS

Season: 5 vs. Bucknell (11/12/17)
Career: 5 vs. Bucknell (11/12/17)

ASSISTS

Season: 2 (3x), last at Auburn (01/06/18)
Career: 2 (4x), last at Auburn (01/06/18)

STEALS

Season: 1 (4x), last vs. CSU Bakersfield (12/27/17)
Career: 1 (5x), last vs. CSU Bakersfield (12/27/17)

BLOCKS

Season: 2 vs. Oral Roberts (12/19/17)
Career: 3 vs. Austin Peay (12/03/16)

MINUTES

Season: 26 vs. North Carolina (11/24/17)
Career: 26 vs. North Carolina (11/24/17)

CAREER STATISTICS AT ARKANSAS »

			Total		3-Point		F-Throws		Rebounds											Scoring	
Season	gp-gs	min/avg	fg-fga	pct	fg-fga	pct	ft-fa	pct	off	def	tot	avg	pf	fo	ast	to	blk	stl	pts	avg	
2016-17	21-0	126/6.0	17-36	.472	12-24	.500	5-7	.714	0	13	13	0.6	11	0	6	4	5	1	51	2.4	
2017-18	18-0	301/16.7	50-116	.431	28-73	.384	12-15	.800	2	28	30	1.7	18	0	11	8	4	5	140	7.8	
TOTAL	39-0	427/10.9	67-152	.441	40-97	.412	17-22	.773	2	41	43	1.1	29	0	17	12	9	6	191	4.9	

ANTON BEARD



#31 | Senior | Guard | 6-0 | 185 | North Little Rock, Ark. | North Little Rock HS

BEARD'S NEWS & NOTES »

- One of four players on the team averaging double figures in scoring at 10.6 points per game.
- Has pulled down three-plus rebounds in 10 of the last 19 games, dating back to last year.
- Second on the team with 10 three-plus assist games this season.
- Has finished in double figures 13 out of 18 games this season, including six games of 10+ points and 3+ rebounds.
- Scored in double figures five straight games to start the season, six times dating back to last season, for the longest streak in his career.
- Started 11 of 36 games played as a junior, averaging 7.2 points, 2.1 rebounds and 1.9 assists per game.
- Scored in double-figures in 15 games last year, including a season-high 16 in three contests against Sam Houston State (Dec. 22), at Tennessee (Jan. 3) and LSU (Jan. 21).
- Played 20 minute in the second round of the NCAA Tournament against No. 1 North Carolina, scoring 10 points and adding three assists.

GAME-BY-GAME STATS »

#31 Anton Beard

Opponent	Date	gs	min	Total		3-Pointers		Free throws		Rebounds				pf	a	t/o	blk	stl	pts	avg	
				fg-fga	pct	3fg-fga	pct	ft-fa	pct	off	def	tot	avg								
SAMFORD	11/10/17	*	26	5-10	.500	1-3	.333	3-3	1.000	1	1	2	2.0	1	6	2	0	1	14	14.0	
BUCKNELL	11/12/17	*	28	3-9	.333	0-3	.000	5-5	1.000	1	1	2	2.0	2	1	2	0	2	11	12.5	
FRESNO STATE	11/17/17	*	28	5-9	.556	1-3	.333	4-6	.667	0	3	3	2.3	3	3	0	0	1	15	13.3	
vs Oklahoma	11/23/17	*	35	4-12	.333	0-1	.000	6-6	1.000	1	2	3	2.5	2	3	3	0	1	14	13.5	
vs North Carolina	11/24/17	*	38	4-15	.267	2-6	.333	0-0	.000	0	3	3	2.6	3	4	3	0	1	10	12.8	
vs UCONN	11/26/17	*	27	2-6	.333	1-3	.333	4-4	1.000	1	3	4	2.8	2	4	1	0	0	9	12.2	
at Houston	12/02/17	*	33	4-10	.400	2-5	.400	3-5	.600	0	2	2	2.7	2	3	1	0	1	13	12.3	
COLORADO STATE	12/05/17	*	26	3-8	.375	1-4	.250	2-2	1.000	1	2	3	2.8	3	2	0	0	2	9	11.9	
MINNESOTA	12/09/17	*	31	4-9	.444	1-3	.333	1-2	.500	0	3	3	2.8	3	6	2	0	0	10	11.7	
vs Troy	12/16/17	*	28	5-10	.500	1-5	.200	0-0	.000	0	2	2	2.7	2	2	2	0	1	11	11.6	
ORAL ROBERTS	12/19/17	*	29	5-8	.625	2-3	.667	2-4	.500	3	1	4	2.8	3	4	1	0	2	14	11.8	
CSU BAKERSFIELD	12/27/17	*	26	4-12	.333	3-8	.375	4-4	1.000	1	2	3	2.8	3	1	1	1	0	15	12.1	
TENNESSEE	12/30/17	*	42	3-7	.429	2-3	.667	2-3	.667	0	4	4	2.9	5	1	2	0	1	10	11.9	
at Mississippi State	01/02/18	*	29	4-7	.571	1-2	.500	0-0	.000	0	1	1	2.8	2	3	2	0	2	9	11.7	
at Auburn	01/06/18	*	26	5-12	.417	1-5	.200	0-0	.000	0	1	1	2.7	4	1	1	0	0	11	11.7	
LSU	01/10/18	*	33	1-6	.167	0-2	.000	0-0	.000	0	0	0	2.5	3	1	0	0	0	2	11.1	
MISSOURI	01/13/18	*	31	4-9	.444	2-5	.400	1-2	.500	0	2	2	2.5	3	1	2	0	0	11	11.1	
at Florida	01/17/18	*	13	1-6	.167	0-1	.000	0-0	.000	1	0	1	2.4	1	3	0	0	0	2	10.6	
Totals			18	529	66-165	.400	21-65	.323	37-46	.804	10	33	43	2.4	47	49	25	1	15	190	10.6

Games played: 18
Minutes/game: 29.4
Points/game: 10.6
FG Pct: 40.0
3FG Pct: 32.3
FT Pct: 80.4

Rebounds/game: 2.4
Assists/game: 2.7
Turnovers/game: 1.4
Assist/turnover ratio: 2.0
Steals/game: 0.8
Blocks/game: 0.1

PERSONAL BESTS »

POINTS

Season: 15 (2x), last vs. CSU Bakersfield (12/27/17)
Career: 18 at Georgia (01/23/16)

FIELD GOALS

Season: 5 (5x), last at Auburn (01/06/18)
Career: 6 at Tennessee (01/03/17)

FIELD GOALS ATTEMPTED

Season: 15 vs. North Carolina (11/24/17)
Career: 15 vs. North Carolina (11/24/17)

3-POINT FIELD GOALS

Season: 3 vs. CSU Bakersfield (12/27/17)
Career: 4 at Ole Miss (02/14/15)

3-POINT FG ATTEMPTS

Season: 8 vs. CSU Bakersfield (12/27/17)
Career: 8 vs. CSU Bakersfield (12/27/17)

FREE THROWS MADE

Season: 6 vs. Oklahoma (11/23/17)
Career: 7 at Georgia (01/23/16)

FREE THROWS ATTEMPTS

Season: 6 (2x), last vs. Oklahoma (11/23/17)
Career: 9 at Georgia (01/23/16)

REBOUNDS

Season: 4 (3x), last vs. Tennessee (12/30/17)
Career: 7 vs. Delaware State (11/21/15)

ASSISTS

Season: 6 (2x), last vs. Minnesota (12/09/17)
Career: 7 vs. LSU (01/21/17)

STEALS

Season: 2 (4x), last at Mississippi State (01/02/18)
Career: 5 vs. Milwaukee (12/22/14)

BLOCKS

Season: 1 vs. CSU Bakersfield (12/27/17)
Career: 1 (3x), last vs. CSU Bakersfield (12/27/17)

MINUTES

Season: 42 vs. Tennessee (12/30/17)
Career: 42 vs. Tennessee (12/30/17)

CAREER STATISTICS AT ARKANSAS »

			Total		3-Point		F-Throws		Rebounds										Scoring	
Season	gp-gs	min/avg	fg-fga	pct	fg-fga	pct	ft-fa	pct	off	def	tot	avg	pf	fo	ast	to	blk	stl	pts	avg
2014-15	35-16	662/18.9	66-172	.384	31-88	.352	35-55	.636	31	36	67	1.9	84	4	53	32	0	35	198	5.7
2015-16	23-1	481/20.9	57-164	.348	19-66	.288	27-42	.643	13	40	53	2.3	53	2	41	17	2	24	160	7.0
2016-17	36-11	755/21.0	86-213	.404	32-90	.356	56-75	.747	29	46	75	2.1	69	2	70	37	1	39	260	7.2
2017-18	18-18	529/29.4	66-165	.400	21-65	.323	37-46	.804	10	33	43	2.4	47	1	49	25	1	15	190	10.6
TOTAL	112-46	2427/21.7	275-714	.385	103-309	.333	155-218	.711	83	155	238	2.1	253	9	213	111	4	113	808	7.2

GAME 1

Arkansas vs Samford

Nov. 10, 2017 at 7 p.m. at Fayetteville, Ark. (Bud Walton Arena)

Samford 56 • 0-1

#	Player	Total		3-Ptr	Rebounds			PF	TP	A	TO	Blk	Stl	Min
		FG-FGA	FG-FGA		Off	Def	Tot							
20	Alex Thompson	f	4-11	2-9	0-0	0	2	2	3	10	1	2	0	25
33	Wyatt Walker	c	2-7	0-0	0-0	2	2	4	3	4	0	2	0	15
00	Christen Cunningham	g	3-7	1-2	0-0	1	2	3	0	7	1	4	0	28
03	Josh Sharkey	g	2-7	0-1	2-3	1	2	3	3	6	4	6	0	24
22	D Denzel-Dyson	g	2-6	1-4	3-4	1	1	2	1	8	1	2	0	21
01	Kevin Nolan		1-2	1-2	0-0	0	1	1	0	3	0	0	0	5
02	Justin Coleman		2-8	1-4	1-2	1	1	2	2	6	3	1	0	23
04	Triston Chambers		2-5	2-5	0-0	1	0	1	2	6	0	0	0	19
13	Eric Adams		1-2	0-0	0-0	1	2	3	3	2	0	1	1	9
15	Stefan Lakic		0-3	0-2	2-2	1	0	1	0	2	0	0	0	10
24	Gerald Smith		0-0	0-0	0-0	0	0	0	0	0	1	0	0	1
55	Alex Peters		1-3	0-0	0-4	2	2	4	3	2	1	1	0	20
Team						4	2	6						
Totals			20-61	8-29	8-15	15	17	32	20	56	12	19	1	6 200

FG % 1st Half: 7-26 26.9% 2nd half: 13-35 37.1% Game: 20-61 32.8% Deadball Rebounds 4,3
 3FG % 1st Half: 2-12 16.7% 2nd half: 6-17 35.3% Game: 8-29 27.6%
 FT % 1st Half: 3-4 75.0% 2nd half: 5-11 45.5% Game: 8-15 53.3%

Arkansas 95 • 1-0

#	Player	Total		3-Ptr	Rebounds			PF	TP	A	TO	Blk	Stl	Min
		FG-FGA	FG-FGA		Off	Def	Tot							
01	Trey Thompson	f	4-4	0-0	0-0	1	7	8	2	8	3	0	0	1 25
02	Adrio Bailey	f	7-8	0-0	1-1	2	4	6	0	15	1	3	2	1 25
00	Jaylen Barford	g	5-11	2-5	4-5	0	4	4	3	16	6	2	1	1 29
04	Daryl Macon	g	5-9	4-7	2-2	0	3	3	2	16	8	1	0	2 30
31	Anton Beard	g	5-10	1-3	3-3	1	1	2	1	14	6	2	0	1 26
10	Daniel Gafford		4-6	0-0	2-5	2	2	4	5	10	2	0	3	0 17
14	JT Plummer		0-0	0-0	0-0	0	0	0	0	0	0	0	0	0 2
15	Jonathan Holmes		0-2	0-1	1-2	0	0	1	0	1	1	0	0	0 3
20	Darius Hall		1-4	0-1	1-2	1	2	3	4	3	0	2	0	1 12
22	Gabe Osabuohien		1-2	0-0	0-2	0	0	0	1	2	0	1	0	0 10
23	C.J. Jones		4-7	2-5	0-0	0	3	3	0	10	1	0	0	0 21
Team						0	1	1						
Totals			36-63	9-22	14-22	7	28	35	18	95	28	11	6	7 200

FG % 1st Half: 18-30 60.0% 2nd half: 18-33 54.5% Game: 36-63 57.1% Deadball Rebounds 8,1
 3FG % 1st Half: 7-13 53.8% 2nd half: 2-9 22.2% Game: 9-22 40.9%
 FT % 1st Half: 4-6 66.7% 2nd half: 10-16 62.5% Game: 14-22 63.6%

Officials: Tony Greene, K.B. Burdette Jr., Nathan Bemis
 Technical fouls: Samford-None. Arkansas-None.
 Attendance: 13407
 Estimated Actual Attendance: 8,054
 Fouled Out: Arkansas, #10, Gafford (1:35, 2H)

Score by periods	1st	2nd	Total	Points	In Paint	T/O	2nd Chance	Fast Break	Bench
Samford	19	37	56	SAM	20	14	17	7	19
Arkansas	47	48	95	AR	44	35	7	19	26

Last FG - SAM 2nd-00:34, AR 2nd-00:01.
 Largest lead - SAM by 1 1st-16:52, AR by 44 2nd-12:09.
 SAM led for 00:07. AR led for 38:45. Game was tied for 01:08.

Score tied - 1 time.
 Lead changed - 2 times.

GAME 3

Arkansas vs Fresno State

Nov. 17, 2017 at 7 p.m. at Fayetteville, Ark. (Bud Walton Arena)

Fresno State 75 • 2-1

#	Player	Total		3-Ptr	Rebounds			PF	TP	A	TO	Blk	Stl	Min
		FG-FGA	FG-FGA		Off	Def	Tot							
11	BRYSON WILLIAMS	f	11-15	0-0	0-1	5	4	9	5	22	2	3	0	1 32
34	TRELL CARTER II	c	2-5	0-0	1-3	2	0	2	4	5	0	1	0	0 13
01	JARON HOPKINS	g	4-8	0-0	1-5	1	9	10	4	9	5	3	1	2 38
21	DESHON TAYLOR	g	4-14	1-5	10-10	0	4	4	2	19	1	3	0	0 33
22	RAY BOWLES	g	1-8	0-3	1-2	2	3	5	2	3	2	1	0	1 29
03	JOHNNY MCWILLIAMS		0-0	0-0	0-0	0	0	0	0	0	0	0	0	0 4
05	JAHEML TAYLOR		4-7	4-7	0-0	0	1	1	4	12	0	2	0	1 28
20	SAM BITTNER		1-2	1-1	0-0	1	3	4	4	3	1	1	0	0 16
32	NATE GRIMES		1-2	0-0	0-1	1	3	4	4	2	0	1	1	0 11
Team						0	1	1						
Totals			28-61	6-16	13-22	12	28	40	29	75	11	16	2	5 200

FG % 1st Half: 9-29 31.0% 2nd half: 19-32 59.4% Game: 28-61 45.9% Deadball Rebounds 4
 3FG % 1st Half: 2-8 25.0% 2nd half: 4-8 50.0% Game: 6-16 37.5%
 FT % 1st Half: 5-10 50.0% 2nd half: 8-12 66.7% Game: 13-22 59.1%

Arkansas 83 • 3-0

#	Player	Total		3-Ptr	Rebounds			PF	TP	A	TO	Blk	Stl	Min
		FG-FGA	FG-FGA		Off	Def	Tot							
01	Trey Thompson	f	1-2	0-0	1-3	1	0	1	4	3	0	4	0	0 10
02	Adrio Bailey	f	1-2	0-0	3-4	2	3	5	3	5	3	0	2	0 28
00	Jaylen Barford	g	5-13	2-4	6-8	3	4	7	3	18	5	2	0	0 35
04	Daryl Macon	g	3-10	1-3	4-4	1	1	2	1	11	1	3	1	1 34
31	Anton Beard	g	5-9	1-3	4-6	0	3	3	3	15	3	0	0	1 28
10	Daniel Gafford		9-11	0-0	7-10	0	8	8	3	25	1	1	3	2 30
20	Darius Hall		0-2	0-1	0-1	0	3	3	2	0	1	1	0	1 14
22	Gabe Osabuohien		0-1	0-1	0-2	1	0	1	2	0	0	0	0	0 5
23	C.J. Jones		3-6	0-2	0-0	0	2	2	0	6	1	0	0	0 16
Team						1	0	1						
Totals			27-56	4-14	25-38	9	24	33	21	83	15	11	6	5 200

FG % 1st Half: 12-27 44.4% 2nd half: 15-29 51.7% Game: 27-56 48.2% Deadball Rebounds 5,2
 3FG % 1st Half: 3-9 33.3% 2nd half: 4-14 28.6% Game: 4-14 28.6%
 FT % 1st Half: 12-17 70.6% 2nd half: 13-21 61.9% Game: 25-38 65.8%

Officials: Doug Simmons, Peter Juzenas, Robert Felder
 Technical fouls: Fresno State-None. Arkansas-None.
 Attendance: 15051
 Estimated Actual Attendance: 12,227
 Fouled Out: Fresno State #11, Williams (1:32, 2H)

Score by periods	1st	2nd	Total	Points	In Paint	T/O	2nd Chance	Fast Break	Bench
Fresno State	25	50	75	FS	36	11	14	9	17
Arkansas	39	44	83	AR	40	20	13	12	31

Last FG - FS 2nd-00:06, AR 2nd-00:30.
 Largest lead - FS by 6 1st-17:50, AR by 19 2nd-10:32.
 FS led for 04:42. AR led for 35:05. Game was tied for 00:13.

Score tied - 0 times.
 Lead changed - 1 time.

GAME 2

Arkansas vs Bucknell

Nov. 12, 2017 at 5 p.m. at Fayetteville, Ark. (Bud Walton Arena)

Bucknell 73 • 0-2

#	Player	Total		3-Ptr	Rebounds			PF	TP	A	TO	Blk	Stl	Min
		FG-FGA	FG-FGA		Off	Def	Tot							
23	Zach Thomas	f	7-13	5-7	5-9	3	7	10	1	24	3	4	1	0 30
20	Nana Foulard	c	7-12	0-0	3-6	2	1	3	4	17	0	3	1	0 30
01	Kimbal Mackenzie	f	1-5	1-3	0-0	0	0	0	2	3	1	1	0	0 13
02	Stephen Brown	g	5-9	1-3	2-2	0	2	2	1	13	9	3	0	0 28
11	Avi Toomer	g	3-7	2-5	0-0	0	1	1	4	8	0	2	0	1 25
00	Paul Newman		0-0	0-0	0-0	0	1	1	0	0	0	1	0	0 2
03	Jimmy Sotos		2-4	1-3	0-1	0	0	0	3	5	1	0	0	0 16
04	Nate Sestina		0-2	0-1	0-0	2	2	4	2	0	0	1	0	0 14
05	Jordan Sechan		0-1	0-1	0-0	0	0	0	0	0	0	0	0	0 1
12	John Meeks		0-0	0-0	0-0	0	1	1	0	0	0	0	0	0 5
13	Bruce Moore		0-2	0-1	0-0	0	0	0	2	0	0	0	2	1 15
14	Ben Robertson		0-0	0-0	0-0	0	0	0	1	0	0	2	0	1 5
15	Nate Jones		1-3	1-3	0-0	0	0	0	1	3	1	0	0	0 13
22	Matt O'Reilly		0-0	0-0	0-0	0	0	0	0	0	0	0	0	0 3
Team						3	0	3						
Totals			26-58	11-27	10-18	10	15	25	21	73	15	18	3	3 200

FG % 1st Half: 12-32 37.5% 2nd half: 14-26 53.8% Game: 26-58 44.8% Deadball Rebounds 3,2
 3FG % 1st Half: 6-16 37.5% 2nd half: 5-11 45.5% Game: 11-27 40.7%
 FT % 1st Half: 4-8 50.0% 2nd half: 6-10 60.0% Game: 10-18 55.6%

Arkansas 101 • 2-0

#	Player		Total		3-Ptr	Rebounds			PF	TP	A	TO	Blk	Stl	Min
			FG-FGA	FG-FGA	FT-FTA	Off	Def	Tot							
01	Trey Thompson	f	1-2	0-0	0-1	4	7	11	3	2	2	2	1	0	25
02	Adrio Bailey	f	3-5	0-0	1-2	2	2	4	4	7	2	2	2	2	23
00	Jaylen Barford	g	10-15	2-3	5-9	2	3	5	1	27	2	1	0	2	28
04	Daryl Macon	g	8-15	3-6	2-2	1	1	2	2	21	4	3	0	1	29
31	Anton Beard	g	3-9	0-3	5-5	1	1	2	2	11	1	2	0	2	28
10	Daniel Gafford		5-7	0-0	5-5	2	1	3	5	15	0	0	0	0	16
14	JT Plummer		0-0	0-0	0-0	0	0	0	0	0	0	0	0	0	1
15	Jonathan Holmes		1-1	1-1	0-0	0	0	0	0	3	0	0	0	1	2
20	Darius Hall		3-5	0-0	0-0	1	3	4	3	6	0	3	2	1	17
22	Gabe Osabuohien		1-4	0-1	0-0	1	1	2	1	2	0	0	0	0	11
23	C.J. Jones		3-8	0-1	1-1	0	5	5	0	7	1	0	0	1	20
	Team					2	1	3							
	Totals		38-71	6-15	19-25	16	25	41	21	101	12	13	5	10	200
	FG % 1st Half: 20-36	55.6%	2nd half: 18-35	51.4%	Game: 38-71	53.5%									Deadball Rebounds 6,2
	3FG % 1st Half: 4-9	44.4%	2nd half: 2-6	33.3%	Game: 16-15	40.0%									
	FT % 1st Half: 12-17	70.6%	2nd half: 7-8	87.5%	Game: 19-25	76.0%									

GAME 9 Arkansas vs No. 14 Minnesota Dec. 9, 2017 at 5:45 p.m. at Fayetteville, Ark. (Bud Walton Arena)

Minnesota 79 • 8-3

#	Player		Total		3-Ptr		Rebounds			PF	TP	A	TO	Blk	Stl	Min
			FG-FGA	FG-FGA	FT-FTA	Off	Def	Tot								
03	Jordan Murphy	f	7-13	0-0	6-11	4	6	10	4	20	1	3	0	0	36	
22	Reggie Lynch	c	1-3	0-0	3-4	1	2	3	4	5	0	2	1	1	14	
01	Dupree McBrayer	g	2-4	2-4	0-2	1	1	2	2	6	0	2	1	1	28	
02	Nate Mason	g	4-12	2-8	7-8	1	3	4	2	17	6	2	0	1	35	
05	Amir Coffey	g	6-11	1-3	5-6	1	5	6	1	18	1	1	0	0	35	
11	Isaiah Washington		3-10	0-2	1-1	0	3	3	1	7	1	0	0	0	18	
20	Davonte Fitzgerald		0-4	0-1	0-0	0	0	0	2	0	0	0	0	0	9	
41	Gaston Diedhiou		2-3	0-0	2-4	1	2	3	3	6	1	0	0	0	18	
42	Michael Hurt		0-1	0-1	0-1	0	3	3	0	0	0	0	0	0	7	
	Team					5	0	5								
	Totals		25-61	5-19	24-37	14	25	39	19	79	10	10	2	3	200	

FG % 1st Half: 14-31 45.2% 2nd half: 11-30 36.7% Game: 25-61 41.0% Deadball Rebounds 9
3FG % 1st Half: 4-11 36.4% 2nd half: 1-8 12.5% Game: 5-19 26.3%
FT % 1st Half: 10-16 62.5% 2nd half: 14-21 66.7% Game: 24-37 64.9%

Arkansas 95 • 7-2

#	Player	Total		3-Ptr	Rebounds			PF	TP	A	TO	Blk	Stl	Min	
		FG-FGA	FG-FGA		FT-FTA	Off	Def								Tot
10	Daniel Gafford	f	8-8	0-0	0-3	2	5	7	4	16	1	1	6	0	21
13	Dustin Thomas	f	3-4	0-0	0-0	0	2	2	3	6	2	0	0	0	11
00	Jaylen Barford	g	9-15	2-5	2-3	0	4	4	1	22	4	0	1	0	36
04	Daryl Macon	g	4-12	2-8	2-3	0	2	2	2	12	8	2	0	2	30
31	Anton Beard	g	4-9	1-3	1-2	0	3	3	3	10	6	2	0	0	31
01	Trey Thompson		1-3	0-0	0-0	2	4	6	4	2	2	2	2	2	19
02	Adrio Bailey		3-7	0-0	0-0	1	1	2	3	6	0	0	0	0	15
05	Ariando Cook		1-1	0-0	2-2	1	1	2	2	4	0	0	0	1	14
20	Darius Hall		1-2	0-0	0-0	0	2	2	2	2	0	0	0	0	8
23	C.J. Jones		5-7	5-7	0-0	0	1	1	3	15	0	1	0	0	15
Team						2	0	2			1				
Totals			39-68	10-23	7-13	8	25	33	27	95	23	9	9	5	200

FG % 1st Half: 22-33 66.7% 2nd half: 17-35 48.6% Game: 39-68 57.4% Deadball Rebounds 2,1
3FG % 1st Half: 5-11 45.5% 2nd half: 5-12 41.7% Game: 10-23 43.5%
FT % 1st Half: 1-4 25.0% 2nd half: 6-9 66.7% Game: 7-13 53.8%

Officials: Pat Adams, Wil Howard, Peter Juzenas
Technical fouls: Minnesota-None. Arkansas-None.
Attendance: 17583

Score by periods	1st	2nd	Total
Minnesota	42	37	79
Arkansas	50	45	95

Last FG - MINN 2nd-00:33, AR 2nd-00:47.
Largest lead - MINN None, AR by 19 2nd-07:59.
MINN led for 00:00. AR led for 39:19. Game was tied for 00:41.

Score tied - 0 times.
Lead changed - 0 times.

GAME 10 Arkansas vs Troy Dec. 16, 2017 at 7 p.m. at North Little Rock, Ark. (Verizon Arena)

Troy 63 • 5-6

#	Player		Total		3-Ptr	Rebounds					PF	TP	A	TO	Blk	Stl	Min
			FG-FGA	FG-FGA	FT-FTA	Off	Def	Tot									
04	Jr, Juan Davis	f	3-11	2-7	1-2	0	6	6	3	9	0	2	1	0		36	
30	Alex Hicks	f	6-12	0-2	4-4	5	5	10	3	16	0	0	1	1		31	
00	Kevin Baker	g	0-9	0-5	1-4	0	2	2	2	1	2	4	0	1		23	
03	Wesley Person	g	5-15	4-11	11-13	0	5	5	1	25	4	2	0	0		36	
24	Shawn Hopkins	g	0-0	0-0	0-0	0	0	0	0	0	0	0	1	1		17	
01	Javan Johnson		1-2	1-2	0-0	0	1	1	2	3	0	2	0	0		6	
02	Darian Adams		0-2	0-1	0-0	1	2	3	0	0	0	0	0	0		21	
05	Malik Burnett		1-1	1-1	0-0	0	0	0	0	3	0	0	0	0		2	
11	Bj Miller		2-7	0-0	2-2	0	3	3	3	6	3	0	1	0		28	
22	Whit Moreman		0-0	0-0	0-0	0	0	0	0	0	0	0	0	0		0+	
Team						3	2	5									
Totals			18-59	8-29	19-25	9	26	35	14	63	9	10	4	4		200	

FG % 1st Half: 9-32 28.1% 2nd half: 9-27 33.3% Game: 18-59 30.5% Deadball Rebounds 3
3FG % 1st Half: 5-18 27.8% 2nd half: 3-11 27.3% Game: 8-29 27.6%
FT % 1st Half: 2-4 50.0% 2nd half: 17-21 81.0% Game: 19-25 76.0%

Arkansas 88 • 8-2

#	Player	Total		3-Ptr	Rebounds			PF	TP	A	TO	Blk	Stl	Min	
		FG-FA	FG-FGA		FT-FTA	Off	Def								Tot
10	Daniel Gafford	f	4-6	0-0	2-6	1	5	6	4	10	1	0	3	0	24
13	Dustin Thomas	f	1-1	0-0	0-0	2	3	5	2	2	0	0	0	0	17
00	Jaylen Barford		2-11	1-5	2-4	1	6	7	1	7	5	0	0	1	30
04	Daryl Macon	g	8-14	5-9	4-4	0	3	3	2	25	5	0	0	3	30
31	Anton Beard	g	5-10	1-5	0-0	0	2	2	2	11	2	2	0	1	28
01	Trey Thompson		3-3	0-0	2-2	1	2	3	2	8	1	2	2	1	14
02	Adrio Bailey		5-8	0-0	0-0	3	3	6	3	10	2	1	1	0	16
05	Arlando Cook		0-1	0-0	0-0	0	3	3	0	0	1	0	0	0	9
15	Jonathan Holmes		1-2	1-1	0-0	0	0	0	0	3	0	0	0	0	1
20	Darius Hall		2-2	0-0	0-0	0	2	2	4	4	0	0	1	0	12
22	Gabe Osabuohien		1-1	0-0	0-1	0	2	2	0	2	1	0	0	0	2
23	C.J. Jones		2-5	0-3	2-2	0	2	2	0	6	1	1	1	1	17
	Team					0	1	1							
Totals			34-64	8-23	12-19	8	34	42	20	88	19	6	8	7	200

FG % 1st Half: 18-29 62.1% 2nd half: 16-35 45.7% Game: 34-64 53.1% Deadball Rebounds 3,1
3FG % 1st Half: 5-12 41.7% 2nd half: 3-11 27.3% Game: 8-23 34.8%
FT % 1st Half: 4-6 66.7% 2nd half: 8-13 61.5% Game: 12-19 63.2%

Officials: Karl Hess, Peter Juzenas, Glenn Tullt
Technical fouls: Troy-Kevin Baker. Arkansas-None.
Attendance: 16416

Score by periods	1st	2nd	Total
Troy	25	38	63
Arkansas	45	43	88

Last FG - TROY 2nd-00:26, AR 2nd-00:05.
Largest lead - TROY by 6 1st-18:47, AR by 25 2nd-01:43.
TROY led for 04:10. AR led for 35:38. Game was tied for 00:12.

Score tied - 0 times.
Lead changed - 1 time.

GAME 11 Arkansas vs Oral Roberts Dec. 19, 2017 at 7 p.m. at Fayetteville, Ark. (Bud Walton Arena)

Oral Roberts 69 • 4-10

		Total	3-Ptr	Rebounds											
#	Player	FG-FA	FG-FGA	FT-FTA	Off	Def	Tot	PF	TP	A	TO	Blk	Stl	Min	
23	Emmanuel Nzekwesi	r	10-13	2-5	0-0	0	2	2	3	22	2	5	1	2	34
25	Javan White	r	2-5	0-0	0-0	6	10	16	1	4	3	3	0	0	32
52	Chris Miller	r	4-5	0-0	2-4	3	1	4	3	10	0	2	0	0	15
10	Sam Kearns	g	1-7	1-6	0-0	0	1	1	1	3	4	3	0	0	25
24	R.J. Fuqua	g	7-15	4-8	1-1	0	3	3	2	19	3	3	0	1	35
03	Jontray Harris		1-4	0-2	0-0	0	2	2	0	2	2	3	0	0	22
20	Spencer Sutton		1-2	1-2	0-0	0	0	0	4	3	2	4	0	0	12
33	Emir Ahmedic		0-0	0-0	0-0	0	1	1	0	0	0	1	1	0	4
44	Albert Owens		3-4	0-0	0-2	1	3	4	0	6	2	2	0	1	21
Team						1	0	1				1			
Totals			29-55	8-23	3-7	11	23	34	14	69	18	27	2	4	200

FG % 1st Half: 10-24 41.7% 2nd half: 19-31 61.3% Game: 29-55 52.7% Deadball Rebounds 2
3FG % 1st Half: 3-11 27.3% 2nd half: 5-12 41.7% Game: 8-23 34.8%
FT % 1st Half: 0-2 0.0% 2nd half: 3-5 60.0% Game: 3-7 42.9%

Arkansas 104 • 9-2

#	Player		Total		3-Ptr	Rebounds			PF	TP	A	TO	Blk	Stl	Min
			FG-FGA	FG-FGA	FT-FTA	Off	Def	Tot							
10	Daniel Gafford	f	5-7	0-0	2-3	2	2	4	1	12	4	1	2	0	22
13	Dustin Thomas	f	2-6	0-0	0-2	0	1	1	2	4	3	0	0	0	19
10	Jaylen Barford	g	8-9	2-2	0-1	1	2	3	0	18	4	1	0	5	24
04	Daryl Macon	g	4-10	4-9	2-2	0	3	3	1	14	3	0	1	1	27
31	Anton Beard	g	5-8	2-3	2-4	3	1	4	3	14	4	1	0	2	29
01	Trey Thompson		1-3	0-0	0-0	1	2	3	1	2	1	1	0	1	13
02	Adrio Bailey		3-3	0-0	0-1	0	1	1	0	6	2	1	2	2	12
05	Arlando Cook		3-5	0-0	0-0	0	1	1	0	6	1	1	0	1	13
14	JT Plummer		0-0	0-0	0-0	0	0	0	0	0	0	0	0	0	0+
15	Jonathan Holmes		1-2	0-1	0-0	0	0	0	0	2	0	0	0	0	2
20	Dariusus Hall		4-6	1-2	2-2	2	1	3	2	11	3	2	0	2	15
22	Gabe Osabuohien		0-0	0-0	0-0	0	0	0	0	0	0	0	0	0	5
23	C.J. Jones		5-10	5-8	0-0	0	2	2	2	15	2	1	2	0	19
	Team					0	0	0							
Totals			41-69	14-25	8-15	9	16	25	12	104	27	9	7	14	200

GAME 13

Arkansas vs No. 19 Tennessee
Dec. 30, 2017 at 12:00 p.m. at Fayetteville, Ark. (Bud Walton Arena)

Tennessee 93 • 9-3, 0-1 SEC

#	Player	Total		3-Ptr		Rebounds			PF	TP	A		TO	Blk	Stl	Min
		FG-FGA	FG-FGA	FT-FTA	Off	Def	Tot				TO	Blk				
02	Grant Williams	f	5-13	0-1	2-4	3	3	6	5	12	1	2	2	1	34	
05	Admiral Schofield	f	4-10	4-6	4-4	0	7	7	5	16	1	2	0	0	27	
11	Kyle Alexander	f	2-2	0-0	0-0	2	4	6	5	4	0	1	1	0	22	
00	Jordan Bone	g	7-16	2-3	5-6	0	6	6	1	21	5	1	0	1	38	
23	Jordan Bowden	g	3-5	0-0	1-3	1	1	2	5	7	2	2	0	0	22	
01	Lamonte Turner	g	4-9	2-6	0-0	0	2	2	2	10	2	1	0	0	21	
03	James Daniel	g	5-10	3-7	4-5	0	2	2	2	17	4	2	0	2	35	
10	John Fulkerson	g	0-1	0-0	0-0	1	1	2	1	0	1	0	0	0	11	
15	Derrick Walker	g	1-1	0-0	0-0	1	2	3	0	2	1	1	0	0	6	
32	Chris Darrington	g	1-4	0-2	2-4	0	1	1	1	4	0	1	0	1	9	
Team						3	1	4								
Totals			32-71	11-25	18-26	11	30	41	27	93	17	14	3	5	225	

FG % 1st Half: 14-30 46.7% 2nd half: 11-29 37.9% OT: 7-12 58.3% Game: 32-71 45.1% Deadball Rebounds 7,1
3FG % 1st Half: 6-11 54.5% 2nd half: 2-9 22.2% OT: 3-5 60.0% Game: 11-25 44.0%
FT % 1st Half: 4-8 50.0% 2nd half: 11-15 73.3% OT: 3-3 100.0% Game: 18-26 69.2%

Arkansas 95 • 11-2, 1-0 SEC

#	Player	Total		3-Ptr		Rebounds			PF	TP	A		TO	Blk	Stl	Min
		FG-FGA	FG-FGA	FT-FTA	Off	Def	Tot				TO	Blk				
10	Daniel Gafford	f	6-8	0-0	3-9	3	5	8	4	15	0	1	5	0	33	
13	Dustin Thomas	f	2-3	0-0	0-1	1	6	7	5	4	1	1	0	0	27	
00	Jaylen Barford	g	10-18	1-5	7-8	1	4	5	3	28	4	0	0	2	35	
04	Daryl Macon	g	10-18	5-9	8-8	0	3	3	1	33	3	3	0	0	41	
31	Anton Beard	g	3-7	2-3	2-3	0	4	4	5	10	1	2	0	1	42	
01	Trey Thompson	g	1-1	0-0	0-0	0	1	1	0	2	0	2	0	0	13	
02	Adrio Bailey	g	0-0	0-0	0-0	0	0	0	0	0	0	0	1	0	5	
05	Arlando Cook	g	0-0	0-0	1-2	0	2	2	1	1	0	0	0	0	13	
20	Darius Hall	g	0-0	0-0	0-0	0	0	0	0	0	0	3	0	1	3	
23	C.J. Jones	g	1-6	0-3	0-2	1	2	3	1	2	0	0	1	0	13	
Team						0	1	1								
Totals			33-61	8-20	21-33	6	28	34	20	95	9	12	7	4	225	

FG % 1st Half: 13-30 43.3% 2nd half: 14-25 56.0% OT: 6-6 100.0% Game: 33-61 54.1% Deadball Rebounds 3,1
3FG % 1st Half: 4-11 36.4% 2nd half: 2-7 28.6% OT: 2-2 100.0% Game: 8-20 40.0%
FT % 1st Half: 1-4 25.0% 2nd half: 12-17 70.6% OT: 8-12 66.7% Game: 21-33 63.6%

Officials: Doug Shows, Patrick Evans, Will Howard
Technical fouls: Tennessee-None. Arkansas-None.
Attendance: 18696
Fouled out: Arkansas #13, Thomas (3:53 2H); #31, Beard (0:01.5 OT)
Tennessee #2, Williams (2:10 2H); #5, Schofield (3:22 OT)
Tennessee #23, Bowden (0:22 OT); #11, Alexander (0:13.8 OT)

Score by periods	1st	2nd	OT	Total
Tennessee	38	35	20	93
Arkansas	31	42	22	95

Last FG - UT 00:00:08, AR 00:00:47.
Largest lead - UT by 10 1st-01:11, AR by 11 OT-00:47.
UT led for 38:23. AR led for 04:05. Game was tied for 02:32.

Score tied - 3 times.
Lead changed - 5 times.

GAME 15

No. 22 Arkansas at Auburn
Jan. 6, 2018 at 5:00 p.m. at Auburn, Ala. (Auburn Arena)

Arkansas 77 • 11-4, 1-2

#	Player	Total		3-Ptr		Rebounds			PF	TP	A		TO	Blk	Stl	Min
		FG-FGA	FG-FGA	FT-FTA	Off	Def	Tot				TO	Blk				
10	Daniel Gafford	f	3-7	0-0	2-5	2	2	4	4	8	0	0	1	0	17	
13	Dustin Thomas	f	1-1	0-0	2-3	0	2	2	0	4	1	3	0	0	12	
00	Jaylen Barford	g	8-14	3-7	2-3	1	2	3	4	21	3	3	0	1	33	
04	Daryl Macon	g	3-11	0-5	4-4	0	2	2	0	10	2	1	0	0	38	
31	Anton Beard	g	5-12	1-5	0-0	0	1	1	4	11	1	1	0	0	26	
01	Trey Thompson	g	3-4	0-0	2-2	1	5	6	3	8	2	1	0	1	23	
02	Adrio Bailey	g	1-4	0-0	0-0	1	2	3	1	2	1	1	1	1	17	
05	Arlando Cook	g	2-3	0-0	0-0	2	3	5	0	4	1	0	2	0	10	
20	Darius Hall	g	3-3	0-0	1-2	1	5	6	1	7	0	1	0	0	21	
23	C.J. Jones	g	1-3	0-2	0-0	1	0	1	0	2	2	0	0	0	3	
Team						0	2	2								
Totals			30-62	4-19	13-19	9	26	35	17	77	13	11	4	6	200	

FG % 1st Half: 13-31 41.9% 2nd half: 17-31 54.8% Game: 30-62 48.4% Deadball Rebounds 3,2
3FG % 1st Half: 1-9 11.1% 2nd half: 3-10 30.0% Game: 4-19 21.1%
FT % 1st Half: 3-6 50.0% 2nd half: 10-13 76.9% Game: 13-19 68.4%

Auburn 88 • 14-1, 2-0

#	Player	Total		3-Ptr		Rebounds			PF	TP	A		TO	Blk	Stl	Min
		FG-FGA	FG-FGA	FT-FTA	Off	Def	Tot				TO	Blk				
13	Desean Murray	f	5-8	0-0	5-6	2	6	8	2	15	2	2	1	2	26	
24	Anfernee Mclemore	f	2-5	1-2	0-0	0	1	1	4	5	0	0	1	1	15	
01	Jared Harper	g	3-9	1-3	7-9	0	1	1	1	14	8	2	0	2	29	
02	Bryce Brown	g	4-9	3-6	2-2	0	0	0	3	13	1	0	0	0	30	
05	Mustapha Heron	g	7-14	3-4	0-1	2	4	6	1	17	0	1	0	0	28	
00	Horace Spencer	g	0-0	0-0	1-2	0	2	2	4	1	0	0	1	1	19	
04	Chuma Okeke	g	4-8	2-4	0-0	1	5	6	0	10	1	2	0	0	19	
10	Davion Mitchell	g	3-3	0-0	0-0	0	1	1	0	6	3	2	0	0	23	
14	Malik Dunbar	g	2-2	1-1	2-2	0	3	3	1	7	0	0	0	1	11	
Team						0	2	2								
Totals			30-58	11-20	17-22	5	25	30	16	88	15	9	3	7	200	

FG % 1st Half: 19-35 54.3% 2nd half: 11-23 47.8% Game: 30-58 51.7% Deadball Rebounds 0,1
3FG % 1st Half: 7-13 53.8% 2nd half: 4-7 57.1% Game: 11-20 55.0%
FT % 1st Half: 2-5 40.0% 2nd half: 15-17 88.2% Game: 17-22 77.3%

Officials: Doug Shows, Patrick Evans, Tim Gattis
Technical fouls: Arkansas-Daryl Macon. Auburn-None.
Attendance: 8950

Score by periods	1st	2nd	Total
Arkansas	30	47	77
Auburn	47	41	88

Last FG - AR 2nd-00:24, AU 2nd-00:59.
Largest lead - AR None, AU by 21 2nd-11:24.
AR led for 00:00. AU led for 39:43. Game was tied for 00:16.

Score tied - 0 times.
Lead changed - 0 times.

GAME 14

No. 22 Arkansas at Mississippi State
Jan. 2, 2018 at 8:00 p.m. at Starkville, Miss. (Humphrey Coliseum)

Arkansas 75 • 11-3, 1-1

#	Player	Total		3-Ptr		Rebounds			PF	TP	A		TO	Blk	Stl	Min
		FG-FGA	FG-FGA	FT-FTA	Off	Def	Tot				TO	Blk				
10	Daniel Gafford	f	8-11	0-0	1-3	1	4	5	3	17	2	3	1	0	32	
13	Dustin Thomas	f	0-2	0-0	0-0	1	4	5	2	0	4	1	0	0	18	
00	Jaylen Barford	g	4-15	0-6	3-4	3	4	7	4	11	5	2	0	0	38	
04	Daryl Macon	g	9-12	5-7	1-3	2	3	5	2	24	2	2	0	0	37	
31	Anton Beard	g	4-7	1-2	0-0	0	1	1	2	9	3	2	0	2	29	
01	Trey Thompson	g	0-1	0-0	0-0	0	4	4	3	0	1	2	2	0	8	
02	Adrio Bailey	g	5-7	0-0	0-2	2	4	6	5	10	0	0	0	1	18	
05	Arlando Cook	g	1-3	0-0	0-0	0	0	0	2	2	0	0	0	0	4	
20	Darius Hall	g	1-2	0-0	0-0	1	2	3	1	2	0	0	0	0	6	
23	C.J. Jones	g	0-2	0-0	0-0	0	1	1	2	0	0	1	0	0	10	
Team						2	0	2								
Totals			32-62	6-15	5-12	12	27	39	26	75	17	13	3	3	200	

FG % 1st Half: 12-31 38.7% 2nd half: 20-31 64.5% Game: 32-62 51.6% Deadball Rebounds 3
3FG % 1st Half: 2-7 28.6% 2nd half: 4-8 50.0% Game: 6-15 40.0%
FT % 1st Half: 2-4 50.0% 2nd half: 3-8 37.5% Game: 5-12 41.7%

Mississippi State 78 • 13-1, 1-0

#	Player		Total		3-Ptr		Rebounds			PF	TP	A	TO	Blk	Stl	Min
			FG-FGA	FG-FGA	FT-FTA	Off	Def	Tot								
24	Abdul Ado	f	3-3	0-0	2-9	5	4	9	2	8	0	1	4	1	34	
35	Aric Holman	f	1-8	0-4	2-2	2	3	5	2	4	0	1	0	0	20	
00	Nick Weatherspoon	g	7-10	1-3	7-10	0	4	4	1	22	2	0	2	2	33	
11	Q Weatherspoon	g	7-13	2-4	6-8	5	2	7	4	22	2	2	1	3	33	
23	Tyson Carter	g	2-7	1-5	2-3	1	3	4	0	7	1	0	0	0	21	
01	Lamar Peters		4-9	0-3	1-2	0	2	2	1	9	3	1	0	1	23	
02	Eli Wright		0-4	0-0	0-0	0	0	0	0	0	0	0	0	0	10	
03	Xavian Stapleton		1-4	0-2	4-6	1	3	4	1	6	1	1	0	1	20	
45	E.J. Datcher		0-1	0-0	0-0	1	0	1	0	0	0	0	1	0	6	
	Team					2	1	3				1				
Totals			25-59	4-21	24-40	17	22	39	11	78	9	7	8	8	200	

GAME 17

Arkansas vs Missouri
Jan. 13, 2018 at 5:00 p.m. at Fayetteville, Ark. (Bud Walton Arena)

Missouri 63 • 12-5, 2-2 SEC

#	Player	Total		3-Ptr	Rebounds			PF	TP	A	TO	Blk	Stl	Min
		FG-FGA	FG-FGA		Off	Def	Tot							
11	Jontay Porter	f	1-4	1-3	2-4	1	2	3	5	5	2	3	1	24
21	Jordan Barnett	f	5-11	2-6	0-0	3	7	10	2	12	3	2	0	33
23	Jeremiah Tilmon	f	2-6	0-0	0-2	2	2	4	5	4	0	3	0	18
03	Kassius Robertson	g	9-15	6-11	2-2	1	7	8	1	26	1	2	0	39
15	Jordan Geist	g	3-7	1-4	0-0	0	1	1	0	7	3	2	0	31
01	Terrence Phillips		0-1	0-1	0-0	0	0	0	4	0	3	1	0	15
14	Reed Nikko		0-0	0-0	0-0	1	0	1	0	0	0	0	0	7
24	Kevin Puryear		0-2	0-0	6-6	0	1	1	3	6	0	2	0	19
33	Cullen Vanleer		1-4	1-4	0-0	0	0	0	2	3	1	1	0	14
Team														
Totals			21-50	11-29	10-14	10	22	32	22	63	13	16	1	200

FG % 1st Half: 10-29 34.5% 2nd half: 11-21 52.4% Game: 21-50 42.0% Deadball
3FG % 1st Half: 6-18 33.3% 2nd half: 5-11 45.5% Game: 11-29 37.9% Rebounds
FT % 1st Half: 2-3 66.7% 2nd half: 8-11 72.7% Game: 10-14 71.4% 1,1

Arkansas 65 • 12-5, 2-3 SEC

#	Player	Total		3-Ptr	Rebounds			PF	TP	A	TO	Blk	Stl	Min
		FG-FGA	FG-FGA		Off	Def	Tot							
10	Daniel Gafford	f	6-11	0-0	3-4	4	2	6	3	15	0	1	1	25
13	Dustin Thomas	f	1-2	0-0	3-6	1	2	3	4	5	0	0	0	20
20	Darrious Hall	f	4-4	0-0	2-4	1	4	5	0	10	1	0	0	21
00	Jaylen Barford	g	5-11	2-4	1-2	3	1	4	2	13	0	6	0	31
31	Anton Beard	g	4-9	2-5	1-2	0	2	2	3	11	1	2	0	31
01	Trey Thompson		1-2	0-0	1-2	1	1	2	2	3	2	1	0	17
02	Adrio Bailey		0-1	0-0	0-0	0	1	1	1	0	0	0	0	4
04	Daryl Macon		2-7	1-4	3-5	0	6	6	4	8	8	3	0	26
05	Arlando Cook		0-0	0-0	0-0	0	1	1	1	0	1	0	0	13
23	C.J. Jones		0-3	0-0	0-0	0	0	0	0	0	0	0	0	12
Team														
Totals			23-50	5-13	14-25	11	21	32	20	65	13	13	1	200

FG % 1st Half: 12-23 52.2% 2nd half: 11-27 40.7% Game: 23-50 46.0% Deadball
3FG % 1st Half: 2-6 33.3% 2nd half: 3-7 42.9% Game: 5-13 38.5% Rebounds
FT % 1st Half: 9-17 52.9% 2nd half: 5-8 62.5% Game: 14-25 56.0% 4,1

Officials: Tony Henderson, Chuck Jones, Brian Shay
Technical fouls: Missouri-None. Arkansas-None.
Attendance: 18297
Fouled out: Missouri #11, J.Porter (1:37 2H); #23, Tilmon (0:57.9 2H)

Score by periods			1st	2nd	Total
Missouri			28	35	63
Arkansas			35	30	65

Points	In Paint	Off T/O	2nd Chance	Fast Break	Bench
MIZ	14	19	13	7	9
AR	34	14	7	14	11

Last FG - MIZ 2nd-04:43, AR 2nd-00:57.
Largest lead - MIZ by 6 2nd-04:43, AR by 18 1st-06:11.
MIZ led for 08:21. AR led for 27:21. Game was tied for 04:18.

Score tied - 4 times.
Lead changed - 3 times.

GAME 18

Arkansas at Florida
Jan. 17, 2018 at 6:00 p.m. at Gainesville, Fla. (Exactech Arena)

Arkansas 73 • 12-6, 2-4 SEC

#	Player	Total		3-Ptr	Rebounds			PF	TP	A	TO	Blk	Stl	Min
		FG-FGA	FG-FGA		Off	Def	Tot							
10	Daniel Gafford	f	6-12	0-0	2-5	5	6	11	2	14	0	0	1	25
13	Dustin Thomas	f	1-2	1-1	1-2	1	3	4	2	4	2	0	0	28
00	Jaylen Barford	g	10-15	5-6	3-4	1	3	4	3	28	0	3	0	32
04	Daryl Macon	g	6-15	1-5	0-0	0	6	6	3	13	5	4	0	36
31	Anton Beard	g	1-6	0-1	0-0	1	0	1	1	2	3	0	0	13
01	Trey Thompson		1-1	0-0	0-0	1	0	1	1	2	0	0	0	6
02	Adrio Bailey		0-1	0-0	0-0	0	1	1	1	0	0	1	1	8
05	Arlando Cook		0-2	0-0	0-2	0	0	0	1	0	0	0	0	13
20	Darrious Hall		2-6	0-1	0-2	0	2	2	4	4	0	0	0	18
23	C.J. Jones		2-6	2-5	0-0	0	0	0	1	6	0	0	0	21
Team														
Totals			29-66	9-19	6-15	14	22	36	19	73	10	8	2	200

FG % 1st Half: 13-31 41.9% 2nd half: 16-35 45.7% Game: 29-66 43.9% Deadball
3FG % 1st Half: 5-10 50.0% 2nd half: 4-9 44.4% Game: 9-19 47.4% Rebounds
FT % 1st Half: 2-8 25.0% 2nd half: 4-7 57.1% Game: 6-15 40.0% 2

Florida 88 • 13-5, 5-1 SEC

#	Player	Total		3-Ptr	Rebounds			PF	TP	A	TO	Blk	Stl	Min
		FG-FGA	FG-FGA		Off	Def	Tot							
13	Kevarrius Hayes	f	3-4	0-0	1-2	4	2	6	2	7	0	3	3	26
25	Keith Stone	f	2-6	0-1	3-5	0	3	3	2	7	0	0	0	19
04	Egor Koulechov	g	4-10	2-6	2-2	2	6	8	3	12	2	1	0	35
05	KeVaughn Allen	g	8-12	6-7	6-6	1	3	4	0	28	1	2	2	34
11	Chris Chiozza	g	2-7	1-2	2-2	0	2	2	4	7	9	1	0	3
00	Mike Okauru		2-5	0-1	0-0	1	0	1	0	4	0	0	0	13
03	Jalen Hudson		6-11	4-7	5-5	0	9	9	0	21	1	1	1	26
21	Dontay Bassett		0-1	0-0	0-0	0	0	0	4	0	1	0	0	7
24	Deaundrae Ballard		1-2	0-1	0-0	1	3	4	1	2	0	1	0	14
Team														
Totals			28-58	13-25	19-22	10	30	40	16	88	14	9	6	200

FG % 1st Half: 15-27 55.6% 2nd half: 13-31 41.9% Game: 28-58 48.3% Deadball
3FG % 1st Half: 7-12 58.3% 2nd half: 6-13 46.2% Game: 13-25 52.0% Rebounds
FT % 1st Half: 11-12 91.7% 2nd half: 8-10 80.0% Game: 19-22 86.4% 1

Officials: Joe Lindsay, Olandis Poole, Keith Kimble
Technical fouls: Arkansas-None. Florida-None.
Attendance: 9929

Score by periods			1st	2nd	Total
Arkansas			33	40	73
Florida			48	40	88

Points	In Paint	Off T/O	2nd Chance	Fast Break	Bench
AR	36	11	14	4	12
UF	26	17	10	14	27

Last FG - AR 2nd-00:39, UF 2nd-00:49.
Largest lead - AR by 2 1st-15:24, UF by 21 2nd-04:01.
AR led for 00:58. UF led for 36:49. Game was tied for 02:13.

Score tied - 3 times.
Lead changed - 4 times.

RECORD:	OVERALL	HOME	AWAY	NEUTRAL
ALL GAMES	12-6	9-1	0-4	3-1
CONFERENCE	2-4	2-1	0-3	0-0
NON-CONFERENCE	10-2	7-0	0-1	3-1

#	Player	gp-gs	min	avg	Total		3-Point		F-Throw		Rebounds				pf	dq	a	to	blk	stl	pts	avg
					fg-fga	fg%	3fg-fga	3fg%	ft-fa	ft%	off	def	tot	avg								
00	Jaylen Barford	18-18	557	30.9	125-246	.508	40-90	.444	51-75	.680	20	55	75	4.2	41	0	54	34	6	17	341	18.9
04	Daryl Macon	18-17	561	31.2	89-197	.452	44-105	.419	59-71	.831	4	49	53	2.9	31	0	74	33	2	22	281	15.6
10	Daniel Gafford	18-10	396	22.0	84-133	.632	0-0	.000	49-92	.533	35	79	114	6.3	62	3	16	18	35	10	217	12.1
31	Anton Beard	18-18	529	29.4	66-165	.400	21-65	.323	37-46	.804	10	33	43	2.4	47	1	49	25	1	15	190	10.6
23	C.J. Jones	18-0	301	16.7	50-116	.431	28-73	.384	12-15	.800	2	28	30	1.7	18	0	11	8	4	5	140	7.8
02	Adrio Bailey	18-8	268	14.9	40-71	.563	0-0	.000	11-20	.550	21	34	55	3.1	34	1	13	12	19	9	91	5.1
20	Darius Hall	18-1	232	12.9	33-64	.516	5-17	.294	16-29	.552	13	40	53	2.9	34	0	7	20	3	10	87	4.8
13	Dustin Thomas	15-10	280	18.7	23-47	.489	1-2	.500	21-32	.656	16	45	61	4.1	36	1	15	13	0	9	68	4.5
01	Trey Thompson	18-8	301	16.7	27-48	.563	0-0	.000	8-16	.500	23	48	71	3.9	40	0	30	22	11	12	62	3.4
15	Jonathan Holmes	7-0	16	2.3	5-13	.385	2-6	.333	1-2	.500	1	1	2	0.3	1	0	1	1	0	1	13	1.9
05	Arlando Cook	11-0	127	11.5	8-20	.400	0-0	.000	3-6	.500	6	18	24	2.2	8	0	7	2	2	4	19	1.7
22	Gabe Osabuohien	8-0	51	6.4	5-11	.455	0-2	.000	0-5	.000	4	7	11	1.4	8	0	3	3	1	1	10	1.3
14	JT Plummer	6-0	6	1.0	0-0	.000	0-0	.000	0-0	.000	0	0	0	0.0	0	0	0	0	0	0	0	0.0
Team											24	22	46		1		2					
Total.....		18	3625		555-1131	.491	141-360	.392	268-409	.655	179	459	638	35.4	361	6	280	193	84	115	1519	84.4
Opponents.....		18	3625		465-1067	.436	149-427	.349	283-411	.689	191	453	644	35.8	355	10	241	259	59	91	1362	75.7

TEAM STATISTICS	AR	OPP	Date	Opponent	Score	Att.
SCORING	1519	1362	11/10/17	SAMFORD	w 95-56	13407
Points per game	84.4	75.7	11/12/17	BUCKNELL	w 101-73	13404
Scoring margin	+8.7	-	11/17/17	FRESNO STATE	w 83-75	15051
FIELD GOALS-ATT	555-1131	465-1067	11/23/17	vs Oklahoma	w 92-83	11294
Field goal pct	.491	.436	11/24/17	vs North Carolina	L 68-87	6603
3 POINT FG-ATT	141-360	149-427	11/26/17	vs UCONN	w 102-67	11571
3-point FG pct	.392	.349	12/02/17	at Houston	L 65-91	4186
3-pt FG made per game	7.8	8.3	12/05/17	COLORADO STATE	w 92-66	13634
FREE THROWS-ATT	268-409	283-411	12/09/17	MINNESOTA	w 95-79	17583
Free throw pct	.655	.689	12/16/17	vs Troy	w 88-63	16416
F-Throws made per game	14.9	15.7	12/19/17	ORAL ROBERTS	w 104-69	13945
REBOUNDS	638	644	12/27/17	CSU BAKERSFIELD	w 95-68	15829
Rebounds per game	35.4	35.8	* 12/30/17	TENNESSEE	Wot 95-93	18696
Rebounding margin	-0.3	-	* 01/02/18	at Mississippi State	L 75-78	6324
ASSISTS	280	241	* 01/06/18	at Auburn	L 77-88	8950
Assists per game	15.6	13.4	* 01/10/18	LSU	L 54-75	15199
TURNOVERS	193	259	* 01/13/18	MISSOURI	w 65-63	18297
Turnovers per game	10.7	14.4	* 01/17/18	at Florida	L 73-88	9929
Turnover margin	+3.7	-				
Assist/turnover ratio	1.5	0.9				
STEALS	115	91				
Steals per game	6.4	5.1				
BLOCKS	84	59				
Blocks per game	4.7	3.3				
ATTENDANCE	155045	75273				
Home games-Avg/Game	10-15504	4-7347				
Neutral site-Avg/Game	-	4-11471				

* = Conference game

Score by Periods	1st	2nd	OT	Totals
Arkansas	706	791	22	1519
Opponents	626	716	20	1362

RECORD:	OVERALL	HOME	AWAY	NEUTRAL
ALL GAMES	9-1	9-1	0-0	0-0
CONFERENCE	2-1	2-1	0-0	0-0
NON-CONFERENCE	7-0	7-0	0-0	0-0

#	Player	gp-gs	min	avg	Total		3-Point		F-Throw		Rebounds				pf	dq	a	to	blk	stl	pts	avg
					fg-fga	fg%	3fg-fga	3fg%	ft-fa	ft%	off	def	tot	avg								
00	Jaylen Barford	10-10	300	30.0	73-132	.553	22-46	.478	29-44	.659	12	30	42	4.2	21	0	32	16	3	12	197	19.7
04	Daryl Macon	10-9	308	30.8	46-102	.451	23-58	.397	34-40	.850	2	26	28	2.8	19	0	54	19	2	12	149	14.9
10	Daniel Gafford	10-6	226	22.6	53-79	.671	0-0	.000	30-55	.545	20	43	63	6.3	34	2	10	8	26	6	136	13.6
31	Anton Beard	10-10	300	30.0	37-87	.425	13-37	.351	24-31	.774	7	19	26	2.6	29	1	26	12	1	9	111	11.1
23	C.J. Jones	10-0	173	17.3	31-68	.456	16-39	.410	4-7	.571	1	18	19	1.9	10	0	7	4	3	2	82	8.2
20	Darius Hall	10-1	146	14.6	21-45	.467	4-15	.267	13-22	.591	10	21	31	3.1	19	0	7	16	2	9	59	5.9
13	Dustin Thomas	7-6	117	16.7	14-27	.519	0-1	.000	7-13	.538	4	18	22	3.1	19	1	8	2	0	4	35	5.0
02	Adrio Bailey	10-4	139	13.9	19-31	.613	0-0	.000	6-10	.600	9	14	23	2.3	17	0	9	8	9	5	44	4.4
01	Trey Thompson	10-4	168	16.8	17-30	.567	0-0	.000	3-8	.375	17	29	46	4.6	22	0	14	13	5	7	37	3.7
05	Arlando Cook	7-0	91	13.0	5-11	.455	0-0	.000	3-4	.750	4	12	16	2.3	5	0	5	2	0	4	13	1.9
15	Jonathan Holmes	5-0	11	2.2	3-9	.333	1-5	.200	1-2	.500	0	1	1	0.2	1	0	1	0	0	1	8	1.6
22	Gabe Osabuohien	6-0	41	6.8	4-9	.444	0-2	.000	0-4	.000	3	3	6	1.0	8	0	1	2	1	0	8	1.3
14	JT Plummer	5-0	5	1.0	0-0	.000	0-0	.000	0-0	.000	0	0	0	0.0	0	0	0	0	0	0	0	0.0
Team											12	9	21		1		1					
Total.....		10	2025		323-630	.513	79-203	.389	154-240	.642	101	243	344	34.4	205	4	174	103	52	71	879	87.9
Opponents.....		10	2025		251-588	.427	80-240	.333	135-211	.640	117	238	355	35.5	209	-	135	165	22	41	717	71.7

TEAM STATISTICS	AR	OPP	Date	Opponent	Score	Att.
SCORING	879	717	11/10/17	SAMFORD	w 95-56	13407
Points per game	87.9	71.7	11/12/17	BUCKNELL	w 101-73	13404
Scoring margin	+16.2	-	11/17/17	FRESNO STATE	w 83-75	15051
FIELD GOALS-ATT	323-630	251-588	12/05/17	COLORADO STATE	w 92-66	13634
Field goal pct	.513	.427	12/09/17	MINNESOTA	w 95-79	17583
3 POINT FG-ATT	79-203	80-240	12/19/17	ORAL ROBERTS	w 104-69	13945
3-point FG pct	.389	.333	12/27/17	CSU BAKERSFIELD	w 95-68	15829
3-pt FG made per game	7.9	8.0	* 12/30/17	TENNESSEE	Wot 95-93	18696
FREE THROWS-ATT	154-240	135-211	* 01/10/18	LSU	L 54-75	15199
Free throw pct	.642	.640	* 01/13/18	MISSOURI	w 65-63	18297
F-Throws made per game	15.4	13.5				
REBOUNDS	344	355				
Rebounds per game	34.4	35.5				
Rebounding margin	-1.1	-				
ASSISTS	174	135				
Assists per game	17.4	13.5				
TURNOVERS	103	165				
Turnovers per game	10.3	16.5				
Turnover margin	+6.2	-				
Assist/turnover ratio	1.7	0.8				
STEALS	71	41				
Steals per game	7.1	4.1				
BLOCKS	52	22				
Blocks per game	5.2	2.2				
ATTENDANCE	155045	0				
Home games-Avg/Game	10-15504	0-0				
Neutral site-Avg/Game	-	0-0				

* - Conference game

Score by Periods	1st	2nd	OT	Totals
Arkansas	420	437	22	879
Opponents	317	380	20	717

LAST FIVE GAMES STATISTICS »

RECORD:	OVERALL	HOME	AWAY	NEUTRAL
ALL GAMES	1-4	1-1	0-3	0-0
CONFERENCE	1-4	1-1	0-3	0-0
NON-CONFERENCE	0-0	0-0	0-0	0-0

#	Player	gp-gs	min	avg	Total		3-Point		F-Throw		Rebounds				pf	dq	a	to	blk	stl	pts	avg
					fg-fga	fg%	3fg-fga	3fg%	ft-fa	ft%	off	def	tot	avg								
00	Jaylen Barford	5-5	168	33.6	33-70	.471	13-29	.448	11-17	.647	8	13	21	4.2	16	0	9	16	1	3	90	18.0
04	Daryl Macon	5-4	171	34.2	22-52	.423	8-25	.320	12-17	.706	2	21	23	4.6	11	0	21	13	0	4	64	12.8
10	Daniel Gafford	5-5	123	24.6	26-46	.565	0-0	.000	10-22	.455	13	18	31	6.2	15	0	4	6	7	1	62	12.4
31	Anton Beard	5-5	132	26.4	15-40	.375	4-15	.267	1-2	.500	1	4	5	1.0	13	0	9	5	0	2	35	7.0
20	Darius Hall	5-1	87	17.4	11-22	.500	0-4	.000	6-12	.500	6	15	21	4.2	7	0	2	2	0	2	28	5.6
01	Trey Thompson	5-0	70	14.0	9-14	.643	0-0	.000	3-4	.750	6	13	19	3.8	12	0	5	4	3	3	21	4.2
13	Dustin Thomas	5-4	82	16.4	3-9	.333	1-1	1.000	6-11	.545	3	12	15	3.0	9	0	7	4	0	3	13	2.6
02	Adrio Bailey	5-1	54	10.8	6-16	.375	0-0	.000	1-4	.250	4	8	12	2.4	9	1	1	3	2	3	13	2.6
23	C.J. Jones	5-0	60	12.0	5-20	.250	2-10	.200	0-0	.000	1	1	2	0.4	5	0	2	2	0	0	12	2.4
05	Arlando Cook	5-0	53	10.6	3-8	.375	0-0	.000	0-2	.000	3	7	10	2.0	4	0	3	1	2	1	6	1.2
Team											10	6	16		1							
Total.....		5	1000		133-297	.448	28-84	.333	50-91	.549	57	118	175	35.0	102	1	63	56	15	22	344	68.8
Opponents.....		5	1000		133-280	.475	43-113	.381	83-117	.709	49	130	179	35.8	82	2	69	50	21	26	392	78.4

TEAM STATISTICS	AR	OPP	Date	Opponent	Score	Att.
SCORING	344	392	* 01/02/18	at Mississippi State	L 75-78	6324
Points per game	68.8	78.4	* 01/06/18	at Auburn	L 77-88	8950
Scoring margin	-9.6	-	* 01/10/18	LSU	L 54-75	15199
FIELD GOALS-ATT	133-297	133-280	* 01/13/18	MISSOURI	W 65-63	18297
Field goal pct	.448	.475	* 01/17/18	at Florida	L 73-88	9929
3 POINT FG-ATT	28-84	43-113	* = Conference game			
3-point FG pct	.333	.381				
3-pt FG made per game	5.6	8.6				
FREE THROWS-ATT	50-91	83-117				
Free throw pct	.549	.709				
F-Throws made per game	10.0	16.6				
REBOUNDS	175	179				
Rebounds per game	35.0	35.8				
Rebounding margin	-0.8	-				
ASSISTS	63	69				
Assists per game	12.6	13.8				
TURNOVERS	56	50				
Turnovers per game	11.2	10.0				
Turnover margin	-1.2	-				
Assist/turnover ratio	1.1	1.4				
STEALS	22	26				
Steals per game	4.4	5.2				
BLOCKS	15	21				
Blocks per game	3.0	4.2				
ATTENDANCE	33496	25203				
Home games-Avg/Game	2-16748	3-8401				
Neutral site-Avg/Game	-	0-0				

Score by Periods	1st	2nd	Totals
Arkansas	147	197	344
Opponents	196	196	392




RECORD:	OVERALL	HOME	AWAY	NEUTRAL
ALL GAMES	2-4	2-1	0-3	0-0
CONFERENCE	2-4	2-1	0-3	0-0
NON-CONFERENCE	0-0	0-0	0-0	0-0

#	Player	gp-gs	min	avg	Total		3-Point		F-Throw		Rebounds				pf	dq	a	to	blk	stl	pts	avg
					fg-fga	fg%	3fg-fga	3fg%	ft-fa	ft%	off	def	tot	avg								
00	Jaylen Barford	6-6	203	33.8	43-88	.489	14-34	.412	18-25	.720	9	17	26	4.3	19	0	13	16	1	5	118	19.7
04	Daryl Macon	6-5	212	35.3	32-70	.457	13-34	.382	20-25	.800	2	24	26	4.3	12	0	24	16	0	4	97	16.2
10	Daniel Gafford	6-6	156	26.0	32-54	.593	0-0	.000	13-31	.419	16	23	39	6.5	19	0	4	7	12	1	77	12.8
31	Anton Beard	6-6	174	29.0	18-47	.383	6-18	.333	3-5	.600	1	8	9	1.5	18	1	10	7	0	3	45	7.5
20	Darius Hall	6-1	90	15.0	11-22	.500	0-4	.000	6-12	.500	6	15	21	3.5	7	0	2	5	0	3	28	4.7
01	Trey Thompson	6-0	83	13.8	10-15	.667	0-0	.000	3-4	.750	6	14	20	3.3	12	0	5	6	3	3	23	3.8
13	Dustin Thomas	6-5	109	18.2	5-12	.417	1-1	1.000	6-12	.500	4	18	22	3.7	14	1	8	5	0	3	17	2.8
23	C.J. Jones	6-0	73	12.2	6-26	.231	2-13	.154	0-2	.000	2	3	5	0.8	6	0	2	2	1	0	14	2.3
02	Adrio Bailey	6-1	59	9.8	6-16	.375	0-0	.000	1-4	.250	4	8	12	2.0	9	1	1	3	3	3	13	2.2
05	Arlando Cook	6-0	66	11.0	3-8	.375	0-0	.000	1-4	.250	3	9	12	2.0	5	0	3	1	2	1	7	1.2
Team											10	7	17		1							
Total.....		6	1225		166-358	.464	36-104	.346	71-124	.573	63	146	209	34.8	122	3	72	68	22	26	439	73.2
Opponents.....		6	1225		165-351	.470	54-138	.391	101-143	.706	60	160	220	36.7	109	6	86	64	24	31	485	80.8

TEAM STATISTICS	AR	OPP	Date	Opponent	Score	Att.
SCORING	439	485	* 12/30/17	TENNESSEE	Wot 95-93	18696
Points per game	73.2	80.8	* 01/02/18	at Mississippi State	L 75-78	6324
Scoring margin	-7.7	-	* 01/06/18	at Auburn	L 77-88	8950
FIELD GOALS-ATT	166-358	165-351	* 01/10/18	LSU	L 54-75	15199
Field goal pct	.464	.470	* 01/13/18	MISSOURI	w 65-63	18297
3 POINT FG-ATT	36-104	54-138	* 01/17/18	at Florida	L 73-88	9929
3-point FG pct	.346	.391				
3-pt FG made per game	6.0	9.0				
FREE THROWS-ATT	71-124	101-143				
Free throw pct	.573	.706				
F-Throws made per game	11.8	16.8				
REBOUNDS	209	220				
Rebounds per game	34.8	36.7				
Rebounding margin	-1.8	-				
ASSISTS	72	86				
Assists per game	12.0	14.3				
TURNOVERS	68	64				
Turnovers per game	11.3	10.7				
Turnover margin	-0.7	-				
Assist/turnover ratio	1.1	1.3				
STEALS	26	31				
Steals per game	4.3	5.2				
BLOCKS	22	24				
Blocks per game	3.7	4.0				
ATTENDANCE	52192	25203				
Home games-Avg/Game	3-17397	3-8401				
Neutral site-Avg/Game	-	0-0				

* = Conference game

Score by Periods	1st	2nd	OT	Totals
Arkansas	178	239	22	439
Opponents	234	231	20	485

0		JAYLEN BARFORD ▪ SR ▪ G ▪ 6-3 ▪ 202 Jackson, Tenn. ▪ Motlow State CC	<table><tr><th>YEAR</th><th>GP/GS</th><th>PPG</th><th>APG</th><th>RPG</th><th>FG%</th><th>3FG%</th><th>FT%</th></tr><tr><td>2017-18</td><td>18/18</td><td>18.9</td><td>3.0</td><td>4.2</td><td>.508</td><td>.444</td><td>.680</td></tr><tr><td>Career</td><td>54/48</td><td>14.8</td><td>2.3</td><td>3.9</td><td>.465</td><td>.347</td><td>.723</td></tr></table>	YEAR	GP/GS	PPG	APG	RPG	FG%	3FG%	FT%	2017-18	18/18	18.9	3.0	4.2	.508	.444	.680	Career	54/48	14.8	2.3	3.9	.465	.347	.723	<ul style="list-style-type: none">Is third in the SEC in scoring at 18.9 points per game.Has 12 career 20-point games, including 9 on the road.Named to preseason coaches All-SEC second team.Named to PK80 Victory Bracket All-Tournament team after averaging 21.3 points per game.	CAREER HIGHS PTS: 28 - (2x), last at Florida (01/17/18) AST: 6 - (2x), last vs. Samford (11/10/17) REB: 7 - (4x), last at Miss. State (01/02/18) STL: 5 - Oral Roberts (12/19/17)
	YEAR	GP/GS	PPG	APG	RPG	FG%	3FG%	FT%																					
2017-18	18/18	18.9	3.0	4.2	.508	.444	.680																						
Career	54/48	14.8	2.3	3.9	.465	.347	.723																						
1		TREY THOMPSON ▪ SR ▪ F ▪ 6-9 ▪ 265 Madison, Ark. ▪ Forrest City HS	<table><tr><th>YEAR</th><th>GP/GS</th><th>PPG</th><th>RPG</th><th>BPG</th><th>APG</th><th>FG%</th><th>FT%</th></tr><tr><td>2017-18</td><td>18/8</td><td>3.4</td><td>3.9</td><td>0.6</td><td>1.7</td><td>.563</td><td>.500</td></tr><tr><td>Career</td><td>97/9</td><td>2.5</td><td>3.3</td><td>0.7</td><td>1.3</td><td>.586</td><td>.582</td></tr></table>	YEAR	GP/GS	PPG	RPG	BPG	APG	FG%	FT%	2017-18	18/8	3.4	3.9	0.6	1.7	.563	.500	Career	97/9	2.5	3.3	0.7	1.3	.586	.582	<ul style="list-style-type: none">Third on the team with 71 total rebounds.Second on team with 97 games played as a Razorback.Tied for team lead with 36 asts last year during SEC play.Leads all Arkansas forwards with 30 assists, including two 5-assist performances in the PK80.	CAREER HIGHS PTS: 13 - LSU (02/23/16) REB: 11 - (2x), last vs. Bucknell (11/12/17) BLK: 4 - Texas Tech (01/30/16) AST: 6 - Texas A&M (02/22/17)
	YEAR	GP/GS	PPG	RPG	BPG	APG	FG%	FT%																					
2017-18	18/8	3.4	3.9	0.6	1.7	.563	.500																						
Career	97/9	2.5	3.3	0.7	1.3	.586	.582																						
2		ADRIO BAILEY ▪ SO ▪ F ▪ 6-6 ▪ 204 Campti, La. ▪ Lakeview HS	<table><tr><th>YEAR</th><th>GP/GS</th><th>PPG</th><th>RPG</th><th>BPG</th><th>APG</th><th>FG%</th><th>FT%</th></tr><tr><td>2017-18</td><td>18/8</td><td>5.1</td><td>3.1</td><td>1.1</td><td>0.7</td><td>.563</td><td>.550</td></tr><tr><td>Career</td><td>45/10</td><td>3.1</td><td>2.0</td><td>0.6</td><td>0.4</td><td>.564</td><td>.436</td></tr></table>	YEAR	GP/GS	PPG	RPG	BPG	APG	FG%	FT%	2017-18	18/8	5.1	3.1	1.1	0.7	.563	.550	Career	45/10	3.1	2.0	0.6	0.4	.564	.436	<ul style="list-style-type: none">Recorded a career-high 15 pts in the season opener.Is second on the team with 13 dunks. Had four vs. Troy.Had career-high 5 blocks against North Carolina.Started 8 games, including first 7, after making 2 starts last year.Has 13 asts in 18 games, only totaled 7 last yr in 27 games.	CAREER HIGHS PTS: 15 - Samford (11/10/17) REB: 7 - (2x), last vs. Oklahoma (11/23/17) BLK: 5 - North Carolina (11/24/17) AST: 3 - Fresno State (11/17/17)
	YEAR	GP/GS	PPG	RPG	BPG	APG	FG%	FT%																					
2017-18	18/8	5.1	3.1	1.1	0.7	.563	.550																						
Career	45/10	3.1	2.0	0.6	0.4	.564	.436																						
3		KHALIL GARLAND ▪ FR ▪ G ▪ 6-5 ▪ 198 Little Rock, Ark. ▪ Parkview HS	<table><tr><th>YEAR</th><th>GP/GS</th><th>PPG</th><th>APG</th><th>SPG</th><th>FG%</th><th>3FG%</th><th>FT%</th></tr><tr><td>2017-18</td><td>--/--</td><td>--</td><td>--</td><td>--</td><td>--</td><td>--</td><td>--</td></tr><tr><td>Career</td><td>--/--</td><td>--</td><td>--</td><td>--</td><td>--</td><td>--</td><td>--</td></tr></table>	YEAR	GP/GS	PPG	APG	SPG	FG%	3FG%	FT%	2017-18	--/--	--	--	--	--	--	--	Career	--/--	--	--	--	--	--	--	<ul style="list-style-type: none">Ranked the No. 2 player in the state of Arkansas.Tabbed a 4-star and No. 55 overall guard by ESPN.Will redshirt the 2017-18 season.	CAREER HIGHS PTS: AST: REB: 3FGM:
	YEAR	GP/GS	PPG	APG	SPG	FG%	3FG%	FT%																					
2017-18	--/--	--	--	--	--	--	--																						
Career	--/--	--	--	--	--	--	--																						
4		DARYL MACON ▪ SR ▪ G ▪ 6-3 ▪ 185 Little Rock, Ark. ▪ Holmes CC	<table><tr><th>YEAR</th><th>GP/GS</th><th>PPG</th><th>APG</th><th>SPG</th><th>FG%</th><th>3FG%</th><th>FT%</th></tr><tr><td>2017-18</td><td>18/17</td><td>15.6</td><td>4.1</td><td>1.2</td><td>.452</td><td>.419</td><td>.831</td></tr><tr><td>Career</td><td>54/38</td><td>14.1</td><td>2.9</td><td>1.2</td><td>.453</td><td>.399</td><td>.855</td></tr></table>	YEAR	GP/GS	PPG	APG	SPG	FG%	3FG%	FT%	2017-18	18/17	15.6	4.1	1.2	.452	.419	.831	Career	54/38	14.1	2.9	1.2	.453	.399	.855	<ul style="list-style-type: none">Averaging 16.2 points per game in SEC play this season.Recorded 2nd career 30-pt game vs. No. 19 Tennessee, scoring a career-high 33 in Arkansas' comeback win.Named SEC POW on Jan. 1, joining Scotty Thurman as the only Razorbacks to ever earn the award twice in a 3-week span.	CAREER HIGHS PTS: 33 - Tennessee (12/30/17) AST: 8 - (3x), last vs. Missouri (01/13/18) STL: 4 - Fort Wayne (11/11/16) 3FGM: 6 - (2x), last vs. Oklahoma (11/23/17)
	YEAR	GP/GS	PPG	APG	SPG	FG%	3FG%	FT%																					
2017-18	18/17	15.6	4.1	1.2	.452	.419	.831																						
Career	54/38	14.1	2.9	1.2	.453	.399	.855																						
5		ARLANDO COOK ▪ SR ▪ F ▪ 6-8 ▪ 215 St. Louis, Mo. ▪ Connors State College	<table><tr><th>YEAR</th><th>GP/GS</th><th>PPG</th><th>RPG</th><th>BPG</th><th>APG</th><th>FG%</th><th>FT%</th></tr><tr><td>2017-18</td><td>11/0</td><td>1.7</td><td>2.2</td><td>0.2</td><td>0.6</td><td>.400</td><td>.500</td></tr><tr><td>Career</td><td>47/7</td><td>2.6</td><td>2.3</td><td>0.3</td><td>0.4</td><td>.431</td><td>.628</td></tr></table>	YEAR	GP/GS	PPG	RPG	BPG	APG	FG%	FT%	2017-18	11/0	1.7	2.2	0.2	0.6	.400	.500	Career	47/7	2.6	2.3	0.3	0.4	.431	.628	<ul style="list-style-type: none">Has 2+ rebounds in seven of 11 games played this year.Had 4 pts, 5 rebs and 2 blocks at Auburn in 10 minutes.Played 15 mins vs. CSU in first game back, tallying 4 rebs.Averaged 2.8 points and 2.3 rebounds per game last year.Ranked the No. 6 junior college transfer in 2016 class.	CAREER HIGHS PTS: 9 - Southern Illinois (11/14/16) REB: 7 - at Texas A&M (01/17/17) BLK: 3 - (5x), last vs. Sam Houston St. (12/20/16) AST: 2 - (4x), last vs. Colorado St. (12/05/17)
	YEAR	GP/GS	PPG	RPG	BPG	APG	FG%	FT%																					
2017-18	11/0	1.7	2.2	0.2	0.6	.400	.500																						
Career	47/7	2.6	2.3	0.3	0.4	.431	.628																						
10		DANIEL GAFFORD ▪ FR ▪ F ▪ 6-11 ▪ 234 El Dorado, Ark. ▪ El Dorado HS	<table><tr><th>YEAR</th><th>GP/GS</th><th>PPG</th><th>RPG</th><th>BPG</th><th>APG</th><th>FG%</th><th>FT%</th></tr><tr><td>2017-18</td><td>18/10</td><td>12.1</td><td>6.3</td><td>1.9</td><td>0.9</td><td>.632</td><td>.533</td></tr><tr><td>Career</td><td>18/10</td><td>12.1</td><td>6.3</td><td>1.9</td><td>0.9</td><td>.632</td><td>.533</td></tr></table>	YEAR	GP/GS	PPG	RPG	BPG	APG	FG%	FT%	2017-18	18/10	12.1	6.3	1.9	0.9	.632	.533	Career	18/10	12.1	6.3	1.9	0.9	.632	.533	<ul style="list-style-type: none">Named SEC Freshman of the Week on Dec. 11.Averaging 12.8 ppg and 6.5 rpg in SEC play this season.Has more dunks than six SEC teams (40).Went 8-of-8 against Minnesota for 16 pts, 7 rebs and 6 blocks.Led team with 25 pts against Fresno St., having 6 dunks.	CAREER HIGHS PTS: 25 - Fresno State (11/17/17) AST: 4 - Oral Roberts (12/19/17) REB: 12 - CSU Bakersfield (12/27/17) BLK: 6 - Minnesota (12/09/17)
	YEAR	GP/GS	PPG	RPG	BPG	APG	FG%	FT%																					
2017-18	18/10	12.1	6.3	1.9	0.9	.632	.533																						
Career	18/10	12.1	6.3	1.9	0.9	.632	.533																						
13		DUSTIN THOMAS ▪ SR ▪ F ▪ 6-8 ▪ 225 Texarkana, Texas ▪ University of Colorado	<table><tr><th>YEAR</th><th>GP/GS</th><th>PPG</th><th>RPG</th><th>BPG</th><th>SPG</th><th>FG%</th><th>FT%</th></tr><tr><td>2017-18</td><td>15/10</td><td>4.5</td><td>4.1</td><td>--</td><td>0.6</td><td>.489</td><td>.656</td></tr><tr><td>Career</td><td>118/54</td><td>4.5</td><td>3.1</td><td>0.2</td><td>0.4</td><td>.457</td><td>.635</td></tr></table>	YEAR	GP/GS	PPG	RPG	BPG	SPG	FG%	FT%	2017-18	15/10	4.5	4.1	--	0.6	.489	.656	Career	118/54	4.5	3.1	0.2	0.4	.457	.635	<ul style="list-style-type: none">Has nine 4-plus reb efforts in 15 games this season.Averaging 3.7 rebounds per game in SEC play this season.Tied career high with 9 boards against Oklahoma.Started 27 games last year as a redshirt junior.	CAREER HIGHS PTS: 17 - USC (01/04/15) REB: 9 - (2x), last vs. Oklahoma (11/23/17) BLK: 2 - (2x), last vs. California (2/12/15) STL: 3 - (2x), last at LSU (02/11/17)
	YEAR	GP/GS	PPG	RPG	BPG	SPG	FG%	FT%																					
2017-18	15/10	4.5	4.1	--	0.6	.489	.656																						
Career	118/54	4.5	3.1	0.2	0.4	.457	.635																						
20		DARIOUS HALL ▪ FR ▪ F ▪ 6-6 ▪ 210 Little Rock, Ark. ▪ Mills University Studies HS	<table><tr><th>YEAR</th><th>GP/GS</th><th>PPG</th><th>RPG</th><th>SPG</th><th>FG%</th><th>3FG%</th><th>FT%</th></tr><tr><td>2017-18</td><td>18/1</td><td>4.8</td><td>2.9</td><td>0.6</td><td>.516</td><td>.294</td><td>.552</td></tr><tr><td>Career</td><td>18/1</td><td>4.8</td><td>2.9</td><td>0.6</td><td>.516</td><td>.294</td><td>.552</td></tr></table>	YEAR	GP/GS	PPG	RPG	SPG	FG%	3FG%	FT%	2017-18	18/1	4.8	2.9	0.6	.516	.294	.552	Career	18/1	4.8	2.9	0.6	.516	.294	.552	<ul style="list-style-type: none">Averaging 20.3 minutes, 6.5 points and 4.5 rebounds per game in the last four contests.Named 3X All-State and 2017 5A State Tournament MVP.Ranked the No. 4 player in the state of Arkansas.Earned a four-star rating by ESPN.	CAREER HIGHS PTS: 14 - CSU Bakersfield (12/27/17) AST: 3 - Oral Roberts (12/19/17) REB: 6 - (2x), last at Auburn (01/06/18) BLK: 2 - Bucknell (11/12/17)
	YEAR	GP/GS	PPG	RPG	SPG	FG%	3FG%	FT%																					
2017-18	18/1	4.8	2.9	0.6	.516	.294	.552																						
Career	18/1	4.8	2.9	0.6	.516	.294	.552																						
22		GABE OSABUOHEN ▪ FR ▪ F ▪ 6-8 ▪ 219 Toronto, Canada ▪ Southwest Christian Aca.	<table><tr><th>YEAR</th><th>GP/GS</th><th>PPG</th><th>APG</th><th>BPG</th><th>SPG</th><th>FG%</th><th>FT%</th></tr><tr><td>2017-18</td><td>8/0</td><td>1.3</td><td>0.4</td><td>0.1</td><td>0.1</td><td>.455</td><td>.000</td></tr><tr><td>Career</td><td>8/0</td><td>1.3</td><td>0.4</td><td>0.1</td><td>0.1</td><td>.455</td><td>.000</td></tr></table>	YEAR	GP/GS	PPG	APG	BPG	SPG	FG%	FT%	2017-18	8/0	1.3	0.4	0.1	0.1	.455	.000	Career	8/0	1.3	0.4	0.1	0.1	.455	.000	<ul style="list-style-type: none">Has taken 4 of the teams' 30 charges this season.Ranked the No. 5 player in the state of Arkansas.Ranked the No. 63 small forward by 247Sports.Played for Team Loaded N. Carolina on the Adidas Circuit.	CAREER HIGHS PTS: 4 - Colorado State (12/05/17) AST: 1 - (3x), last vs. CSU Bakersfield (12/27/17) REB: 3 - (2x), last vs. Colorado St. (12/05/17) BLK: 1 - CSU Bakersfield (12/27/17)
	YEAR	GP/GS	PPG	APG	BPG	SPG	FG%	FT%																					
2017-18	8/0	1.3	0.4	0.1	0.1	.455	.000																						
Career	8/0	1.3	0.4	0.1	0.1	.455	.000																						
23		C.J. JONES ▪ SO ▪ G ▪ 6-5 ▪ 175 Birmingham, Ala. ▪ Central Park Christian	<table><tr><th>YEAR</th><th>GP/GS</th><th>PPG</th><th>APG</th><th>SPG</th><th>FG%</th><th>3FG%</th><th>FT%</th></tr><tr><td>2017-18</td><td>18/0</td><td>7.8</td><td>0.6</td><td>0.3</td><td>.431</td><td>.384</td><td>.800</td></tr><tr><td>Career</td><td>39/0</td><td>4.9</td><td>0.4</td><td>0.2</td><td>.441</td><td>.412</td><td>.773</td></tr></table>	YEAR	GP/GS	PPG	APG	SPG	FG%	3FG%	FT%	2017-18	18/0	7.8	0.6	0.3	.431	.384	.800	Career	39/0	4.9	0.4	0.2	.441	.412	.773	<ul style="list-style-type: none">120 of his 191 career points have come from deep.Had a streak of five straight games with at least 3 made 3-pointers.Has seven double-figure scoring efforts through 17 games, after having totaling just two last year in 21 games.	CAREER HIGHS PTS: 19 - (2x), last vs. Colorado St. (12/05/17) AST: 2 - (4x), last at Auburn (01/06/18) STL: 1 - (6x), last vs. CSU Bakersfield (12/27/17) 3FGM: 5 - (2x), last vs. Oral Roberts (12/19/17)
	YEAR	GP/GS	PPG	APG	SPG	FG%	3FG%	FT%																					
2017-18	18/0	7.8	0.6	0.3	.431	.384	.800																						
Career	39/0	4.9	0.4	0.2	.441	.412	.773																						
31		ANTON BEARD ▪ SR ▪ G ▪ 6-0 ▪ 185 North Little Rock, Ark. ▪ North Little Rock HS	<table><tr><th>YEAR</th><th>GP/GS</th><th>PPG</th><th>RPG</th><th>SPG</th><th>FG%</th><th>3FG%</th><th>FT%</th></tr><tr><td>2017-18</td><td>18/18</td><td>10.6</td><td>2.4</td><td>0.8</td><td>.400</td><td>.323</td><td>.804</td></tr><tr><td>Career</td><td>112/46</td><td>7.2</td><td>2.1</td><td>1.0</td><td>.385</td><td>.333</td><td>.711</td></tr></table>	YEAR	GP/GS	PPG	RPG	SPG	FG%	3FG%	FT%	2017-18	18/18	10.6	2.4	0.8	.400	.323	.804	Career	112/46	7.2	2.1	1.0	.385	.333	.711	<ul style="list-style-type: none">Scored 10+ points in 13 of 18 games, including each of the first five to start the season.Has played in a team-high 112 games as a Razorback.Has multiple rebs in 14 games, including 9 games of 3+.Named to SEC All-Freshman team in 2014-15.	CAREER HIGHS PTS: 18 - Georgia (01/23/16) AST: 7 - LSU (01/21/17) STL: 5 - Milwaukee (12/22/14) 3FGM: 4 - Ole Miss (02/14/15)
	YEAR	GP/GS	PPG	RPG	SPG	FG%	3FG%	FT%																					
2017-18	18/18	10.6	2.4	0.8	.400	.323	.804																						
Career	112/46	7.2	2.1	1.0	.385	.333	.711																						
HC		1980-82 - Student-Athlete		1982-85 - Volunteer Assistant		1985-89 - Volunteer Assistant 1989-00 - Assistant Coach 2000-02 - Assistant Head Coach		2002-06 - Head Coach 89-41 (.680)		2006-11 - Head Coach 111-57 (.660)		2011-Present - Head Coach 140-80 (.636)																	