



ARKANSAS RAZORBACKS

1 National Championship » 6 Final Four Appearances » 10 Sweet 16 Appearances » 31 NCAA Appearances

2017-18 SCHEDULE »

Overall: 16-8 | SEC: 5-6 | H: 12-1 | A: 1-6 | N: 3-1

NOVEMBER	TV	W/L	SCORE
10 Samford	SEC Network +	W	95-56
12 Bucknell	SEC Network	W	101-73
17 Fresno State	SEC Network +	W	83-75
23 vs. Oklahoma^	ESPN2	W	92-83
24 vs. #9 North Carolina^	ESPN	L	87-68
26 vs. UConn^	ESPN	W	102-67

DECEMBER

2 at Houston	CBS Sports	L	91-65
5 Colorado State	SEC Network +	W	92-66
9 #14 Minnesota	SEC Network	W	95-79
16 vs. Troy+	None	W	88-63
17 Oral Roberts	SEC Network +	W	104-69
27 CSU Bakersfield	SEC Network	W	95-68
30 #19 Tennessee*	SEC Network	W (OT)	95-93

JANUARY

2 at Mississippi State*	SEC Network	L	78-75
6 at Auburn*	ESPN	L	88-77
10 LSU*	SEC Network	L	75-54
13 Missouri*	ESPN2	W	65-63
17 at Florida*	ESPN2	L	88-73
20 Ole Miss*	SEC Network	W	97-93
23 at Georgia*	SEC Network	W (2OT)	80-77
27 Oklahoma State%	ESPN2	W	66-65
30 at Texas A&M*	ESPN	L	80-66

FEBRUARY

3 at LSU*	SEC Network	L	94-86
6 South Carolina*	ESPN2	W	81-65
10 Vanderbilt*	SEC Network		7:30 p.m.
13 at Ole Miss*	SEC Network		6 p.m.
17 Texas A&M*	ESPN/2		3 p.m.
20 #24 Kentucky*	ESPN		8 p.m.
24 at Alabama*	SEC Network		5 p.m.
27 #8 Auburn*	SEC Network		8 p.m.

MARCH

3 at Missouri*	ESPN/2		5 p.m.
7-11 at SEC Tournament	St. Louis		TBD

+ at Verizon Arena (North Little Rock, Ark.)
^ Phil Knight Invitational (Portland, Oregon)
% Big12/SEC Challenge
* SEC Game

5

» See page 5 for a full breakdown of Arkansas' 89 dunks through the first 24 games of the season.

THE MATCHUP »

ARKANSAS RAZORBACKS (16-8, 5-6 SEC)

Head Coach: Mike Anderson (Tulsa '82)
Record at Arkansas: 144-82 (7th Season)
Overall Record: 344-180 (16th Season)



VANDERBILT COMMODORES (9-15, 3-8 SEC)

Head Coach: Bryce Drew (Valparaiso, '98)
Record at VU: 28-31 (2nd Season)
Overall Record: 152-80 (7th Season)



#FASTEST40 STORYLINES »

• Having won four of the last five meetings against Vanderbilt, the Razorbacks welcome the Commodores to town looking to get back to .500 in SEC play.

• Arkansas is 12-1 in Bud Walton Arena this season with a +17.0 average margin of victory, including a +112 scoring margin in the first half.

• Arkansas has won 33 consecutive games in which it has led at halftime. During Mike Anderson era, the Razorbacks are 118-7 when leading at the intermission.

• Arkansas is 5-0 this season when Daryl Macon and Jaylen Barford both score 20+ points in the same game, including 4-0 in SEC play.

• Daryl Macon is the first Arkansas player since Corliss Williamson in 1993-94 to score 20-plus points in six consecutive games. The "Big Nasty" had eight straight.

• Jaylen Barford is the only player in the SEC to rank in the top five in three-point field goal percentage (1st), points per game (2nd) and field goal percentage (4th).

• Barford (20.3) and Macon (19.0) rank first and second in the league in scoring in SEC games. No other high-major conference in the country has its top two scorers from the same team in league play.

• Daryl Macon is a perfect 26-of-26 from the free throw line in the final minute and overtime of games this season. In his career, he is 56-of-60 (.933).

• Arkansas currently has the fifth longest three-point streak in the country at 966 consecutive games. The Razorbacks lead the SEC and rank No. 24 in the nation in three-point field goal percentage at .398.

GAMEDAY INFORMATION »

DATE: Saturday, Feb. 10, 2018 | 7:30 p.m. CT
LOCATION: Bud Walton Arena (Fayetteville, Ark.)
TV: SEC Network | WatchESPN
TALENT: Kevin Fitzgerald (PXP), Sean Harrington (Analyst)
RADIO: Razorback/IMG Sports Network
TALENT: Chuck Barrett (PXP), Matt Zimmerman (Analyst)
STATS: ArkansasRazorbacks.com | StatBroadcast
SERIES RECORD: Arkansas leads, 23-12
SERIES NOTE: The road team has won the last 2 meetings

A WIN WOULD »

• Give the Razorbacks 13-plus victories in Bud Walton Arena for the eighth consecutive year.

• Make Arkansas 33-6 in its last 39 games inside Bud Walton Arena.

• Tie Arkansas for the fourth-most home wins in the country during the Mike Anderson era at 108.

THE BEST IN THE SEC »





• Jaylen Barford leads the SEC in scoring during league play at 20.3 points per game.

HOW THEY COMPARE » BY THE NUMBERS »

	83.1	.487	.398	34.1	14.9	4.7	6.8	76.5	.440	.359	-1.5	+1.3
	≈	≈	≈	≈	≈	≈	≈	≈	≈	≈	≈	≈
POINTS	FG%	3FG%	BOARDS	ASSISTS	BLOCKS	STEALS	SCORING DEFENSE	FG% DEFENSE	3FG% DEFENSE	REBOUND MARGIN	AST-TO RATIO	
	72.5	.437	.337	34.2	12.3	3.4	4.9	72.9	.451	.349	+0.5	+1.0

#FASTEST40



NUMERICAL ROSTER »

No.	Name	Pos.	Yr.	Ht.	Wt.	Hometown/High School/Last School
0	Jaylen Barford	G	Sr.	6-3	202	Jackson, Tenn./South Side HS/Motlow State CC
1	Trey Thompson	F	Sr.	6-9	265	Madison Ark./Forrest City HS
2	Adrio Bailey	F	So.	6-6	204	Campti, La./Lakeview HS
3	Khalil Garland	G	Fr.	6-5	198	Little Rock, Ark./Parkview HS
4	Daryl Macon	G	Sr.	6-3	185	Little Rock, Ark./Parkview HS/Holmes CC
5	Arlando Cook	F	Sr.	6-8	215	St. Louis, Mo./Madison Prep/Connors State College
10	Daniel Gafford	F	Fr.	6-11	234	El Dorado, Ark./El Dorado HS
11	Jalen Harris*	G	So.	6-2	166	Raleigh, N.C./Word of God Christian Academy/New Mexico
13	Dustin Thomas	F	Sr.	6-8	225	Texarkana, Texas/Pleasant Grove HS/Colorado
14	JT Plummer	G	Sr.	6-1	185	San Antonio, Texas/TMI Episcopal
15	Jonathan Holmes	G	So.	5-10	190	Columbia, Ill./Columbia HS
20	Darius Hall	F	Fr.	6-6	202	Little Rock, Ark./Mills University Studies HS
22	Gabe Osabuohien	F	Fr.	6-8	219	Toronto, Canada/Southwest Christian Academy
23	C.J. Jones	G	So.	6-5	175	Birmingham, Ala./Central Park Christian
31	Anton Beard	G	Sr.	6-0	198	N. Little Rock, Ark./North Little Rock HS

*Will sit out the 2017-18 season due to NCAA transfer rules

COACHING STAFF »

Title	Name	Experience	Alma Mater
Head Coach	Mike Anderson	7th Year	Tulsa, '82
Associate Head Coach	Melvin Watkins	7th Year	Charlotte, '77
Assistant Coach	TJ Cleveland	7th Year	Arkansas, '02
Assistant Coach	Scotty Thurman	2nd Year	Philander-Smith, '03
Director of Operations	Matt Zimmerman	7th Year	Arkansas, '90
Director of S-A Development	Jeff Daniels	7th Year	Montevallo, '82
Video Coordinator	Will Bartlett	7th Year	Missouri, '09
Graduate Assistant	Riley Hall	2nd Year	Arkansas, '16
Graduate Assistant	Velton Kennedy	1st Year	Arkansas, '17
Athletic Trainer	Dave England	35th Year	Arkansas, '80



#0 Jaylen Barford
Sr. | G | 6-3 | 202 | Jackson, Tenn.



#1 Trey Thompson
Sr. | F | 6-9 | 265 | Madison, Ark.



#2 Adrio Bailey
So. | F | 6-6 | 204 | Campti, La.



#3 Khalil Garland
Fr. | G | 6-5 | 198 | Little Rock, Ark.



#4 Daryl Macon
Sr. | G | 6-3 | 185 | Little Rock, Ark.



#5 Arlando Cook
Sr. | F | 6-8 | 215 | St. Louis, Mo.



#10 Daniel Gafford
Fr. | F | 6-11 | 234 | El Dorado, Ark.



#11 Jalen Harris
So. | G | 6-2 | 164 | Raleigh, N.C.



#13 Dustin Thomas
Sr. | F | 6-8 | 225 | Texarkana, Texas



#15 Jonathan Holmes
So. | G | 5-10 | 190 | Columbia, Ill.



#20 Darius Hall
Fr. | F | 6-6 | 210 | Little Rock, Ark.



#22 Gabe Osabuohien
Fr. | F | 6-8 | 219 | Toronto, Canada



#23 C.J. Jones
So. | G | 6-5 | 175 | Birmingham, Ala.



#31 Anton Beard
Sr. | G | 6-0 | 185 | North Little Rock, Ark.



Mike Anderson
Head Coach | 7th Season

A-Z ROSTER »

No.	Name	Yr.
2	Bailey, Adrio	So.
0	Barford, Jaylen	Sr.
31	Beard, Anton	Sr.
5	Cook, Arlando	Sr.
10	Gafford, Daniel	Fr.
3	Garland, Khalil	Fr.
20	Hall, Darius	Fr.
11	Harris, Jalen	So.
15	Holmes, Jonathan	So.
23	Jones, C.J.	So.
4	Macon, Daryl	Sr.
22	Osabuohien, Gabe	Fr.
14	Plummer, JT	Sr.
13	Thomas, Dustin	Sr.
1	Thompson, Trey	Sr.

BY STATE »

Alabama (1)		
23	C.J. Jones	Birmingham, Ala.
Arkansas (6)		
1	Trey Thompson	Madison Ark.
3	Khalil Garland	Little Rock, Ark.
4	Daryl Macon	Little Rock, Ark.
10	Daniel Gafford	El Dorado, Ark.
20	Darius Hall	Little Rock, Ark.
31	Anton Beard	N. Little Rock, Ark.
Canada (1)		
22	Gabe Osabuohien	Toronto
Illinois (1)		
15	Holmes, Jonathan	Columbia, Ill.
Louisiana (1)		
2	Adrio Bailey	Campti, La.
Missouri (1)		
5	Arlando Cook	St. Louis, Mo.
North Carolina (1)		
11	Jalen Harris*	Raleigh, N.C.
Tennessee (1)		
0	Jaylen Barford	Jackson, Tenn.
Texas (2)		
13	Dustin Thomas	Texarkana, Texas
14	JT Plummer	San Antonio, Texas

BY CLASS »

SENIORS (7)		Pos.
0	Jaylen Barford	Sr.
1	Trey Thompson	Sr.
4	Daryl Macon	Sr.
5	Arlando Cook	Sr.
13	Dustin Thomas	Sr.
14	JT Plummer	Sr.
31	Anton Beard	Sr.
<hr/>		
SOPHOMORES (4)		
2	Adrio Bailey	So.
11	Jalen Harris*	So.
15	Jonathan Holmes	So.
23	C.J. Jones	So.
<hr/>		
FRESHMEN (4)		
3	Khalil Garland	Fr.
10	Daniel Gafford	Fr.
20	Darius Hall	Fr.
22	Gabe Osabuohien	Fr.

THE PRONUNCIATIONS »

Adrio Bailey: A-Dree-O
Gabe Osabuohien: oh-sah-BOY-en

CLOSE CALLS »

- Arkansas is 10-1 in its last 11 contests decided by one possession, the best mark since the 1994-95 season.
- In games decided by four points or less, Arkansas has won 12 of the last 13, including a 6-1 mark away from Bud Walton Arena.

EXCEEDING EXPECTATIONS »

- After being picked to finish sixth in the SEC by the media, Arkansas is looking to finish higher than it was picked for the fifth straight season.

Year	Picked	Finished
2017-18	6th	TBD
2016-17	5th	T-3rd
2015-16	11th	T-8th
2014-15	3rd	2nd
2013-14	8th	5th

SUSTAINED SUCCESS »

- The Razorbacks are one of four teams in the league to finish .500 or better in SEC play each of the last five years.
- Arkansas and Kentucky are the only schools to finish in the top three of the SEC in two of the last three years.

THE 2018 SIGNING CLASS »

- The Razorbacks signed six incoming freshmen during the 2018 early signing period, ranking as the 17th-best class in the country by ESPN.

Signee	Pos.	Ht.	Hometown
Ethan Henderson	6-9	F	Little Rock, Ark.
Reggie Chaney	6-8	F	Tulsa, Okla.
Jordan Phillips	6-7	G	Cedar Hill, Texas
Keyshawn Embery	6-3	G	Oklahoma City
Isaiah Joe	6-4	G	Fort Smith, Ark.
Desi Sills	6-2	G	Jonesboro, Ark.

HIGH-PERCENTAGE HOGS »

- Daniel Gafford ranks 9th among all freshmen in the country in field goal percentage at 60.6 percent, good for 54th overall in the nation.
- Gafford's 60.5 mark is on pace for the third-best mark by a Razorback freshman in school history. The current record is held by Sidney Moncrief, who shot 66.5 percent in his first season as a Razorback.
- Jaylen Barford is the only player in the SEC to rank in the top four in three-point field goal percentage (1st), points per game (2nd) and field goal percentage (4th).
- Barford and Daryl Macon are ranked 1st and 2nd, respectively, in the SEC in three-point shooting percentage at 45.6 and 42.7 percent from behind the arc.

THE RUNNIN' RAZORBACKS »

- Arkansas has 59 runs of seven points or more in 24 games this season, compared to just 37 by opponents.
- The Razorbacks have multiple runs of seven points or more in 20 of 24 games.

Run	Ark	Opp
7-0	18	7
8-0	11	12
9-0	7	4
10-0	9	7
11-0	4	3
12-0	2	2
13-0	2	2
14-0	2	-
15-0	1	-
16-0	1	-
19-0	2	-
Total Runs	59	37

NO CUPEAKE FOR YOU »

- Arkansas' opponents so far have combined for a 339-238 (.588) record with 17 of the 24 schools posting 13+ wins.

Opponent	Result	Record
at Auburn	L	21-3
#19 Tennessee	W	18-5
at Mississippi State	L	18-6
at Houston	L	17-5
vs. #13 North Carolina	L	17-7
Fresno State	W	17-8
Bucknell	W	17-9
vs. Oklahoma	W	16-7
Missouri	W	16-8
at Florida	L	16-8
at Texas A&M	L	16-8
Oklahoma State	W	14-10
#14 Minnesota	W	14-12
at Georgia	W	13-9
at LSU	L	13-10
LSU	L	13-10
South Carolina	W	13-11
Ole Miss	W	12-13
vs. UConn	W	11-12
CSU Bakersfield	W	10-13
vs. Troy	W	10-13
Colorado State	W	10-16
Oral Roberts	W	9-17
Samford	W	8-18
Totals...	16-8	339-238

BEST RETURNING DUO IN 24 YEARS »

- Jaylen Barford and Daryl Macon are the first Razorback duo since Scotty Thurman and Corliss Williamson to return after both players recorded 450-plus points and 70-plus assists the previous season. (via @HogStats)

Player	Season	Assists	Points
Daryl Macon	2016-17	80	483
Jaylen Barford	2016-17	72	459
Corliss Williamson	1993-94	74	695
Scotty Thurman	1993-94	103	539

RECORD BREAKDOWN

At Home (Bud Walton Arena)	12-1
On The Road	1-6
Neutral	3-1
White Uniforms	13-1
Cardinal Uniforms	1-6
Anthractive Uniforms	0-0
Special Edition PK80 Uniforms	2-1

HALFTIME/LEADS/OVERTIME

Leading at the half, home	10-0
Leading at the half, road/neutral	2-0
Tied at the half, home	0-0
Tied at the half, road/neutral	0-0
Trailing at the half, home	2-1
Trailing at the half, road/neutral	2-7
Games decided by 5 points or fewer	5-1
Games decided by 10 points or fewer	7-2
Leading with 5:00 left in regulation	13-1
Leading with 2:00 left in regulation	13-1
Overtime games	2-0

OFFENSE

Scoring less than 70 points	2-4
Scoring 70-79 points	0-3
Scoring 80-89 points	4-1
Scoring 90-99 points	7-0
Scoring 100+ points	3-0
2 Players Or Less in Double Figures	2-1
3 Players in Double Figures	3-4
4 Players in Double Figures	6-2
5 Players in Double Figures	3-1
6 Players in Double Figures	2-0
7 Players in Double Figures	0-0
1 Player Scores 20 Points	6-5
2 Players Score 20 Points	5-0
When shooting 50 percent or higher	9-2
When shooting less than 50 percent	7-6

REBOUNDING/TURNOVERS

When outrebounding opponent	6-2
When outrebounded	9-5
When rebounds are even	1-1
When grabbing 10+ offensive reb	5-4
When forcing 15+ turnovers	11-1
When committing less than 15 turnovers	14-8
When committing 15+ turnovers	2-0

Top Scorers (Includes Ties)

Jaylen Barford	8-5
Daryl Macon	7-3
Daniel Gafford	2-0
C.J. Jones	1-0
Anton Beard	0-1

Top Rebounders (Includes Ties)

Daniel Gafford	9-4
Trey Thompson	4-3
Anton Beard	2-1
Daryl Macon	1-0
Darius Hall	1-3
Jaylen Barford	1-2
Dustin Thomas	2-1

Months

In November	5-1
In December	6-1
In January	4-5
In February	1-1
In March	0-0

SERIES HISTORY »

Series:	Arkansas leads 23-12
Since Arkansas joined the SEC:	Arkansas leads 22-11
In Fayetteville:	Arkansas leads 13-3
In Nashville:	Vanderbilt leads 8-6
In Nashville (Neutral):	Series tied 1-1
In Atlanta:	Arkansas leads 3-0

- Arkansas has won five of the last six meetings against the Commodores.

The Last 20 Meetings

Date	Site	W/L	Score
03/11/17	Nashville*	W	76-62
02/07/17	Fayetteville	L	73-59
01/24/17	Nashville	W	71-70
01/05/16	Fayetteville	W (OT)	90-85
01/10/15	Fayetteville	W	82-70
02/08/14	Nashville	W	77-75
03/14/13	Nashville*	L	75-72
02/09/13	Nashville	L	67-49
01/12/13	Fayetteville	W	56-33
01/31/12	Fayetteville	W	82-74
01/29/11	Nashville	W	89-78
02/27/10	Fayetteville	L	89-72
03/08/09	Nashville	L	75-58
03/14/08	Atlanta*	W	81-75
03/01/08	Fayetteville	W	78-73
03/09/07	Atlanta*	W	72-71
03/03/07	Nashville	W	82-67
01/14/06	Fayetteville	W	78-66
02/19/05	Nashville	L	79-65
01/24/04	Fayetteville	W	70-62

* SEC Tournament

SENIOR GUARDS WIN GAMES »

- In the upset win against No. 19 Tennessee, Daryl Macon's 33 points and Jaylen Barford's 28 points marked the first time Arkansas has had two 28-point scorers in an SEC game.

- Against current AP Top 25 teams, Barford (22.3) and Macon (19.3) have combined to average 41.6 points per game in four contests.

- Against Tennessee, Daryl Macon became one of six players in program history to record multiple 30-point games against SEC opponents.

- Barford (24 pts) and Macon (25 pts) combined for 49 points to lead Arkansas in a comeback win over Georgia on the road.

- Both have scored 20-plus points in the same game five times this year (5-0) and have combined for 40-plus points eight times this season (7-1).

NEWS AND NOTES »

- During the Mike Anderson era, Arkansas is 86-11 when scoring 80+ points, including wins in 31 of the last 32 games.

- Jaylen Barford and Daryl Macon have both scored 20+ points in the same game five times this year. Arkansas is 5-0 in those games.

- Arkansas has recorded 10 victories over AP Top 25 teams during the Mike Anderson era, including at least one in six of his first seven years.

- The Razorbacks posted two AP top-20 wins in a five-game span with wins over No. 14 Minnesota and No. 19 Tennessee. Arkansas has multiple top-20 wins in the same season for the third time under Coach Anderson.

- From Dec. 5 through Dec. 27, the Razorbacks had five straight games with fewer than 10 turnovers for the first time in the last 20 years.

- Jaylen Barford tied for the most games in the country of 15+ points, 2+ rebounds, 2+ assists and less than 3 turnovers with 12.

- During the Mike Anderson era, Arkansas is 118-7 in games it led at the half, including 33 consecutive victories. This year, the Razorbacks have led by an average of 10.4 points at the break in 14 wins.

- The Razorbacks are the only high-major program in country with seven seniors on its roster. TCU and Minnesota both have six.

- Arkansas recorded 28 assists in the season opener, marking the third time in the 21st century and the second time in the Anderson era the Razorbacks had 28-plus assists in a game. The Razorbacks recorded 27 assists against Oral Roberts on Dec. 19.

- During the last seven years, Arkansas is 43-3 when dishing out 20 assists, including a 31-1 mark in non-conference play. The Razorbacks are 4-0 this season when recording 20-plus dimes.

- Daryl Macon and Jaylen Barford are looking to become the sixth and seventh players in program history to score 1,000 points as a Razorback in just two seasons. They could follow in the footsteps of Martin Terry, Scotty Thurman, Todd Day, Dusty Hannahs and Bobby Portis.

Player	Games	Years	PPG	Points
Martin Terry	52	1972-73	26.3	1,368
Scotty Thurman	65	1993-94	16.6	1,079
Todd Day	67	1989-90	16.5	1,109
Dusty Hannahs	68	2016-17	15.4	1,047
Bobby Portis	70	2014-15	15.0	1,047
Jaylen Barford	60	2017-18	15.2	911
Daryl Macon	60	2017-18	15.0	898

MISCELLANEOUS STATISTICS »

Double-Figure Scoring Games

Player	13-14	14-15	15-16	16-17	17-18	Career
Barford	--	--	--	27	22	49
Macon	--	--	--	27	20	47
Beard	--	8	7	14	14	43
Gafford	--	--	--	--	15	15
Jones	--	--	--	2	8	10
Thomas	1	3	--	4	1	9
Hall	--	--	--	--	5	5
Bailey	--	--	--	1	3	4
Thompson	--	0	2	0	1	3

20-Point Scoring Games

Player	13-14	14-15	15-16	16-17	17-18	Career
Barford	--	--	--	5	10	15
Macon	--	--	--	3	11	14
Gafford	--	--	--	--	1	1

30-Point Scoring Games

Player	13-14	14-15	15-16	16-17	17-18	Career
Macon	--	--	--	1	1	2

3 + Three-Pointers in a Game

Player	13-14	14-15	15-16	16-17	17-18	Career
Macon	--	--	--	11	12	23
Barford	--	--	--	2	11	13
Jones	--	--	--	1	7	8
Beard	--	2	1	2	1	6
Thomas	0	1	--	0	0	1

5 + Three-Pointers in a Game

Player	13-14	14-15	15-16	16-17	17-18	Career
Macon	--	--	--	1	5	6
Jones	--	--	--	0	2	2
Barford	--	--	--	0	2	2

Double Figure Rebounding Games

Player	13-14	14-15	15-16	16-17	17-18	Career
Gafford	--	--	--	--	2	2
Thompson	--	0	0	1	1	2
Thomas	--	--	--	0	1	1

Double-Doubles

Player	13-14	14-15	15-16	16-17	17-18	Career
Gafford	--	--	--	--	1	1

5 + Assist Games

Player	13-14	14-15	15-16	16-17	17-18	Career
Macon	--	--	--	5	9	14
Beard	--	0	0	2	4	6
Barford	--	--	--	1	4	5
Thompson	--	0	1	1	2	4

3 + Steals in a Game

Player	13-14	14-15	15-16	16-17	17-18	Career
Barford	--	--	--	6	3	9
Beard	--	4	1	2	0	7
Macon	--	--	--	2	3	5
Thomas	0	1	--	1	1	3
Gafford	--	--	--	--	1	1
Thompson	--	0	0	1	0	1
Bailey	--	--	--	1	0	1

3 + Blocks in a Game

Player	13-14	14-15	15-16	16-17	17-18	Career
Gafford	--	--	--	--	8	8
Thompson	--	0	2	1	2	5
Jones	--	--	--	1	0	1
Cook	--	--	--	1	0	1
Bailey	--	--	--	0	1	1

WELCOME TO THE #DUNKPALACE

DUNKS BY PLAYER »

Daniel Gafford	48
Adrio Bailey	15
Darius Hall	9
Trey Thompson	6
C.J. Jones	4
Daryl Macon	3
Gabe Osabuohien	2
Jaylen Barford	2
8 Players	89

MOST DUNKS IN A GAME »

12	Samford (11/10/17)
7	Troy (12/16/17)
7	Fresno State (11/17/17)
6	Mississippi State (1/2/18)
6	Oral Roberts (12/19/17)
5	CSU Bakersfield (12/27/17)
5	Colorado State (12/5/17)
5	Missouri (01/13/18)

MOST DUNKS IN A HALF »

8	2nd	Samford (11/10/17)
6	2nd	Fresno State (11/17/17)
5	2nd	Troy (12/16/17)
4	1st	Oral Roberts (12/19/17)
4	1st	Samford (11/10/17)

RECORD BY DUNKS »


5+ Dunks	7-1
4+ Dunks	8-2
2+ Dunks	15-5
1 Dunk	0-1
Held Without a Dunk	1-2

MOST DUNKS IN THE SEC »

Alabama	109
Mississippi State	98
Texas A&M	87
Arkansas	86
Auburn	84
Kentucky	79
LSU	63
Missouri	62
Vanderbilt	51
Tennessee	49
Florida	49
Ole Miss	41
Georgia	39
South Carolina	28

Daniel Gafford has more dunks than 3 SEC teams »

89 DUNKS IN 24 GAMES



• Arkansas' 89 dunks are the most through 24 games of the Mike Anderson era. The next fastest team to reach 89 dunks was the 2012-13 team, which needed 31 games.

• Arkansas' 12 dunks against Samford are the most throwdowns of the Mike Anderson era in a single game with the previous high of eight coming against Mississippi State on Jan. 23, 2013.

Dunks	Opponent	Year
12	Samford	2017-18
8	Mississippi State	2012-13
7	Troy	2017-18
7	Fresno State	2017-18
7	Minnesota	2012-13
7	Alabama A&M	2012-13
7	Northwestern State	2015-16
7	Northwestern State	2014-15
7	Vanderbilt	2014-15

• Three of the four highest single-game dunk totals of the Mike Anderson era have come this season.

• The Razorbacks tallied just 46 dunks last season in 36 games.

• Arkansas is 15-4 this year when Daniel Gafford records at least one dunk. He has 49 dunks, which is as many as three teams in the SEC.

MIKE ANDERSON



CAREER NUMBERS

At Arkansas: 144-82 (7th Year)

2017-18 » 16-8
2016-17 » 26-10 (NCAA, Second Round)
2015-16 » 16-16
2014-15 » 27-9 (NCAA, Third Round)
2013-14 » 22-12 (NIT, Second Round)
2012-13 » 19-13
2011-12 » 18-14

At Missouri: 111-57 (5 Years)

2010-11 » 23-11 (NCAA Second Round)
2009-10 » 23-11 (NCAA Second Round)
2008-09 » 31-7 (NCAA Elite Eight)
2007-08 » 16-16
2006-07 » 18-12

At Alabama-Birmingham (UAB): 89-41 (4 Years)

2005-06 » 24-7 (NCAA First Round)
2004-05 » 22-11 (NCAA Second Round)
2003-04 » 22-10 (NCAA Sweet 16, C-USA Co-Champs)
2002-03 » 21-13 (NIT Quarterfinals)

Overall Record **344-180 (16th Year)**

IT'S A NUMBERS GAME

Postseason Tournaments

1 2 3 4 5 6 7 8 9 10

20-Win Seasons

1 2 3 4 5 6 7 8 9 10

NCAA Tournaments

1 2 3 4 5 6 7 8

30-Win Seasons

1

Losing Seasons

0

PERSONAL INFO

Born: Dec. 12, 1959
Hometown: Birmingham, Ala.
Alma Mater: Tulsa (1982)
Wife: Marcheita
Children: Darcheita, Michael Jr., Yvonne
Date Named Head Coach at Arkansas: March 23, 2011

HEAD COACH
7TH SEASON AT ARKANSAS
16TH SEASON OVERALL

Razorback Nation welcomed home one of its own on March 23, 2011, when Mike Anderson was named the 12th head men's basketball coach in Arkansas history. Charged with bringing back the winning tradition that was synonymous with the Razorback program throughout the '80s and '90s, Anderson enters his seventh season at Arkansas and 16th year as a head coach in 2017-18.

Anderson continued to bring Razorback basketball back to national relevance in 2016-17, leading Arkansas to a 26-10 record, a spot in the SEC Tournament Championship game and on the brink of knocking off the eventual National Champion North Carolina Tar Heels with the Sweet 16 on the line.

The Razorbacks posted the seventh-most wins in program history last season, as Anderson led his squad to 12 SEC victories for the fifth time in school history and captured six conference road victories, tying the 1994 championship team and the 2015 NCAA Tournament squad for the most in the SEC era. The Razorbacks ended the season 8-3 in their last 11 SEC road contests, the best stretch since the end of the 1993-94 and beginning of the 1994-95 seasons. Arkansas used its second-best free throw percentage in school history (.761) to post a 4-0 record in games decided by one possession and a perfect 24-0 mark when leading with two minutes left in the contest.

The outlook on Razorback basketball has never been brighter, as Anderson welcomes a top-25 recruiting class to Fayetteville for the upcoming season that features four of the top five players in the state of Arkansas. Three of the four players are listed as four-star prospects by ESPN as Anderson's staff continues to land the best talent in the state.

During the last four years, 17 current or former players have received their degree from the University of Arkansas, including five individuals during the 2016-17 season. Seniors Dusty Hannahs, Moses Kingsley and Manuele Watkins walked across the stage, while junior Trey Thompson participated in commencement and is scheduled to complete his degree in December and wear the coveted "SEC Graduate" patch on his uniform during the 2017-18 campaign. Former Razorback great and all-time assist leader Kareem Reid walked across the stage 18 years after his final game as a Hog, and former graduate transfer Willy Kouassi graduated in the summer of 2017 with his master's degree.

During his first six seasons at Arkansas, Anderson produced a 128-74 record and was the first head coach in program history to win 18 or more games in each of his first four years. Anderson has also re-established Bud Walton Arena as one of the toughest places to play and brought excitement back to the tradition-rich program. Since his return to Fayetteville, the Razorbacks are tied for the fourth-most home victories in the country with 95 and are one of four teams in the country with 95-plus wins and 15 or fewer losses at home over the last six seasons. The 2012-13 squad posted just the third unbeaten SEC home record (9-0) in program history and the first since 1998. The success on-and-off the court has translated into fan support as Arkansas returned to the top 25 in national attendance the first six years, including No. 12 in 2016-17.

CONSISTENCY

Head coach Mike Anderson is one of just four current Division I coaches with 15-plus years of head coaching experience and zero losing seasons. He is the only coach to accomplish the feat at three different programs.

Coach	Schools	Yrs
Roy Williams	Kansas/UNC	30th
Tom Izzo	Michigan State	23rd
Mark Few	Gonzaga	18th
Mike Anderson	UAB/Missouri/Arkansas	16th

BY THE NUMBERS »

4

» At least four Arkansas players have earned SEC Academic Honor Roll honors each of the last four years.

18

» Arkansas has had 18 current and former players graduate since May 2014, averaging 4.5 graduates per academic year.

21

» During the last four years, men's basketball has earned 21 SEC All-Academic honors, including seven in 2015-16.


PLAY HARD ACT RIGHT

• Senior Trey Thompson in December and is wearing the coveted "SEC Graduate" patch on his uniform during the remainder of the 2017-18 campaign.

• Arkansas had a team grade point average of 2.93 last year, while all four incoming freshman had over a 3.3 GPA during their summer term.

18

CURRENT OR FORMER PLAYERS HAVE GRADUATED IN THE LAST 4 YEARS



THE NATIONAL POLLS »

Associated Press Poll (Feb. 5)

RK	TEAM	RECORD	POINTS
1	Villanova (48)	22-1	1,608
2	Virginia (16)	22-1	1,572
3	Purdue (1)	23-2	1,500
4	Michigan State	22-3	1,407
5	Xavier	21-3	1,350
6	Cincinnati	21-2	1,305
7	Texas Tech	19-4	1,182
8	Auburn	21-2	1,138
9	Duke	19-4	1,075
10	Kansas	18-5	1,015
11	Saint Mary's	23-2	895
12	Gonzaga	21-4	851
13	Arizona	19-5	816
14	Ohio State	20-5	747
15	Tennessee	17-5	739
16	Clemson	19-4	720
17	Oklahoma	16-6	636
18	Rhode Island	19-3	486
19	West Virginia	17-6	457
20	Michigan	19-6	331
21	North Carolina	17-7	304
22	Wichita State	17-5	295
23	Nevada	20-4	205
24	Kentucky	17-6	133
25	Miami	17-5	76

Others receiving votes: Butler 65, Washington 54, Florida State 27, New Mexico State 23, Seton Hall 20, Creighton 18, Arizona State 17, Texas 15, NC State 12, **Alabama 8**, Middle Tennessee 6, Nebraska 4, **Florida 3**, Houston 3, TCU 3, **Oklahoma State 2**, East Tennessee State 1, Vermont 1

USA Today Coaches Poll (Feb. 5)

RK	TEAM	RECORD	POINTS
1	Villanova (22)	22-1	765
2	Virginia (8)	22-1	751
3	Purdue (1)	23-2	716
4	Michigan State	22-3	662
5	Xavier	21-3	649
6	Cincinnati	21-2	622
7	Texas Tech	19-4	549
8	Duke	19-4	494
9	Auburn	21-2	461
10	Kansas	18-5	451
11	Gonzaga	21-4	441
12	Saint Mary's	23-2	436
13	Arizona	19-5	351
14	Tennessee	17-5	348
15	Clemson	19-4	334
16	Ohio State	20-5	322
17	West Virginia	17-6	283
18	Oklahoma	16-6	255
19	Rhode Island	19-3	252
20	Michigan	19-6	168
21	Wichita State	17-5	163
22	North Carolina	17-7	150
23	Nevada	20-4	103
24	Kentucky	17-6	73
25	Miami	17-5	59

Others receiving votes: Creighton 45, Arizona State 42, Seton Hall 25, Middle Tennessee 15, NC State 13, Florida State 11, New Mexico State 10, Washington 10, Boise State 9, **Florida 8**, Butler 6, Lafayette 5, Houston 5, USC 3, **Alabama 3**, Louisville 2, Kansas State 2, Texas 2, Loyola-Chicago 1

WEEK-BY-WEEK RANKINGS »

WEEK	AP	COACHES	NCAA RPI
Preseason	NR	RV	--
Nov. 13	RV	RV	--
Nov. 20	RV	RV	--
Nov. 27	RV	RV	--
Dec. 4	NR	NR	13
Dec. 11	RV	RV	9
Dec. 18	RV	RV	8
Dec. 25	RV	RV	11
Jan. 1	22	23	4
Jan. 8	RV	RV	17
Jan. 15	NR	NR	21
Jan. 22	NR	NR	32
Jan. 29	NR	NR	21
Feb. 5	NR	NR	41
Feb. 12			
Feb. 19			
Feb. 26			
March 5			
March 12			
April 2 (Final)			

The Last time Arkansas was ranked in the AP...

Top 25:	No. 22	Jan. 1, 2018
Top 15:	No. 15	Nov. 14, 2000
Top 10:	No. 6	1994-95 Final Poll
Top 5:	No. 5	March 7, 1995
No. 1:	No. 1	1994-95 Preseason Poll

QUICK FACTS »

ABOUT ARKANSAS

Location..... Fayetteville, Ark.
Enrollment 27,558
Founded 1871
Colors Cardinal (PMS 201) and White
Nickname Razorbacks
Conference Southeastern (SEC)
Arena (Capacity)..... Bud Walton Arena (19,200)

ADMINISTRATION

System President Dr. Donald R. Bobbitt
Chancellor Dr. Joseph E. Steinmetz
Athletic Director Hunter Yurachek
Faculty Representative Gerald Jordan

COMMUNICATIONS

Associate Communications Director David Beall
Email jdb048@uark.edu
Office Phone 479-575-3114
Cell Phone 479-445-5336
Twitter @Beall_sid
Secondary Contact Brent Hull
Email bwh003@uark.edu
Office Fax 479-575-7481
Athletic Website ArkansasRazorbacks.com
Bud Walton Arena Press Row 479-575-6622
Arkansas Ticket Office 479-575-5151

HISTORY

First Year 1923-24
Seasons 95th
Overall Conference Championships . 24 (2 SEC, 22 SWC)
SEC Overall Championships 2 (1992, 1994)
SEC Division Championships .. 4 (1992, 1993, 1994, 1995)
SEC Tournament Championships 1 (2000)
NCAA Tournament Appearances 31*
National Championships 1 (1994)
National Runner-Up 1 (1995)
NCAA Final Fours 6 (1941, 1945, 1978, 1990, 1994, 1995)
NCAA Elite Eight 6 (1978, 1979, 1990, 1994, 1995)
NCAA Sweet 16 10
NIT Record (App.) 5-4 (3)

* - Arkansas also received a bid in 1944 but was unable to participate due to a car accident. Total number of appearances is 31.

THE LITTLE THINGS MATTER »

Player	Deflections	Charges	Steals	Dunks	Blocks
Adrio Bailey	89	4	11	15	20
Jaylen Barford	117	1	29	2	7
Anton Beard	113	5	21	0	2
Arlando Cook	38	0	6	0	2
Daniel Gafford	139	5	15	48	44
Khalil Garland	0	0	0	0	0
Darrious Hall	74	6	13	9	6
Jonathan Holmes	3	0	1	0	0
C.J. Jones	34	0	5	4	4
Daryl Macon	72	1	28	3	2
Gabe Osabuohien	25	7	1	2	1
Dustin Thomas	84	6	15	0	3
Trey Thompson	113	0	18	6	22
Totals	901	35	164	89	113

HONORS AND AWARDS »

Daryl Macon

- SEC Player of the Week (Jan. 29, 2018)
- SEC Player of the Week (Jan. 1, 2018)
- SEC Player of the Week (Dec. 18, 2017)
- Preseason coaches All-SEC second team
- SEC All-Tournament Team (2017)
- SEC Player of the Week (Feb. 20, 2017)
- MVP of the Lone Star Shootout (2017)

Jaylen Barford

- Preseason coaches All-SEC second team
- PK80 Victory Bracket All-Tournament team

Anton Beard

- SEC All-Freshman (2015)
- SEC Freshman of the Week (Feb. 23, 2015)

Daniel Gafford

- SEC Freshman of the Week (Dec. 11, 2017)
- SEC Freshman of the Week (Jan. 22, 2018)

Trey Thompson

- SEC Winter Academic Honor Roll (2015-16)
- SEC First Year Academic Honor Roll (2014-15)

Dustin Thomas

- SEC First Year Academic Honor Roll (2015-16)

PROHOGS BY THE NUMBERS »

#PR HOGS

37

» Arkansas has had 37 all-time NBA Draft selections from 35 different players in program history.

16

» The Razorbacks have 16 All-Star game appearances by Joe Johnson (7), Sidney Moncrief (5) and Alvin Robertson (4).

12

» Arkansas has 12 first round NBA Draft picks in program history with Sidney Moncrief going No. 5 overall in 1979.

PROHOGS PRODUCTION »

Arkansas has had 29 former players go on to play in the NBA, including three this season as listed below.

Player	Team	Yrs	Draft Class
Joe Johnson	Jazz	17th	2001 - 10th (UTA)
Patrick Beverley	Rockets	6th	2009 - 42nd (LAC)
Bobby Portis	Bulls	3rd	2015 - 22nd (CHI)

THE LAST TIME ARKANSAS »

POINTS »

- Scored 100+ : 12/19/17 - 104 vs. Oral Roberts
- Scored 100+ in an SEC game: 02/10/15 - 101 vs. Auburn
- Scored fewer than 50: 02/09/16 - 46 at Mississippi State

OVERTIME GAMES »

- Played in an OT game: 01/23/18 at Georgia, W, 80-77 (2 OT)
- Played in a 2OT game: 01/23/18 at Georgia, W, 80-77 (2 OT)
- Played in a 3OT game: 02/09/80 vs. Houston, L, 90-84 (3 OT)

VERSUS TOP-25 OPPONENTS »

- Beat an AP Top 25 team: 12/30/17 vs. No. 19 Tennessee, W, 95-93 (OT)
- Beat an AP Top 20 team: 12/30/17 vs. No. 19 Tennessee, W, 95-93 (OT)
- Beat an AP Top 15 team: 12/09/17 vs. No. 14 Minnesota, W, 95-79
- Beat an AP Top 10 team: 01/27/16 vs. No. 5 Texas A&M, W, 74-71
- Beat an AP Top 5 team: 01/27/16 vs. No. 5 Texas A&M, W, 74-71

VERSUS TOP-25 OPPONENTS ON THE ROAD »

- Beat an AP Top 25 team on road: 02/15/17 at No. 21 South Carolina, W, 83-76
- Beat an AP Top 5 team on road: 02/09/94 at No. 4 Kentucky, W, 90-82

DOUBLE-DOUBLES »

- Two players in same game: 02/17/16 vs. Auburn
 - Moses Kingsley (20 pts, 10 rebs) and Jabril Durham (12 pts, 10 asts)

3-POINT SHOOTING »

- 10+ 3FGM in a game: 01/23/18 - 11 at Georgia
- 15+ 3FGM in a game: 01/09/16 - 16 vs. Mississippi State

AT THE CHARITY STRIPE »

- Attempted 30+ FT in a game: 01/20/18 - 35 vs. Ole Miss
- 20+ FTM in a game: 02/06/18 - 23 (of 29) vs. South Carolina
- 25+ FTM in a game: 01/20/18 - 28 (of 35) vs. Ole Miss

ASSISTS »

- Had 20+ assists: 12/19/17 - 27 vs. Oral Roberts
- Had 20+ assists in back-to-back games: 12/05/17 (22 vs. Colorado State) 12/09/17 (23 vs. Minnesota)
- Had 25+ assists: 12/19/17 - 27 vs. Oral Roberts
- Had 2 players with 5+ assists: 01/20/18 vs. Ole Miss (Macon - 6, Beard - 5)
- Had 3 players with 5+ assists: 11/10/17 vs. Samford (Macon - 8, Barford & Beard - 6)

THE LAST TIME AN ARKANSAS PLAYER »

POINTS »

- Scored 30-39 points in a game: 12/30/17 - 33 by Daryl Macon vs. Tennessee
- Scored 40-49 points in a game: 01/11/92 - 43 by Todd Day vs. LSU
- Scored 50+ points in a game: 11/13/09 - 51 by Rotnei Clarke vs. Alcorn State

DOUBLE-DOUBLES »

- Points/Rebounds: 01/17/18 - 14 pts and 11 rebs by Daniel Gafford at Florida
- Points/Assists: 02/17/16 - 12 pts and 10 asts by Jabril Durham vs. Auburn

REBOUNDS »

- Had 15+ rebounds in a game: 03/07/15 - 15 by Bobby Portis vs. LSU
- Had 20+ rebounds in a game: 11/21/97 - 23 by Nick Davis vs. Jackson State

THREE-POINT SHOOTING »

- 5+ 3FGM in a game: 02/06/18 - 5 (9 att) by Jaylen Barford vs. South Carolina

AT THE CHARITY STRIPE »

- 10+ FTA in a game: 02/06/18 - 13 by Daryl Macon vs. South Carolina
- 10+ FTM in a game: 02/06/18 - 12 (of 13) by Daryl Macon vs. South Carolina

ASSISTS »

- 5+ assists in a game: 02/06/18 vs. South Carolina (Macon - 5)
- Consecutive 5+ assists games: 02/03/18 by Daryl Macon at LSU (5) 02/06/18 by Daryl Macon vs. South Carolina (5)
- Three straight 5+ assists games: 01/12/18 by Daryl Macon vs. Missouri (8) 01/17/18 by Daryl Macon at Florida (5) 01/20/18 by Daryl Macon vs. Ole Miss (6)

- 10+ assists in a game: 03/05/16 - 11 by Jabril Durham vs. South Carolina
- Consecutive 10+ assists games: 01/16/10 - by Courtney Fortson vs. Alabama (10) 01/21/10 - by Courtney Fortson vs. Florida (11)

BLOCKS »

- Had 3+ blocks in a game: 02/06/18 - 3 by Trey Thompson vs. South Carolina 02/06/18 - 3 by Daniel Gafford vs. South Carolina
- Had 5+ blocks in a game: 12/30/17 - 5 by Daniel Gafford vs. Tennessee

STEALS »

- Had 5+ steals in a game: 12/19/17 - 5 by Jaylen Barford vs. Oral Roberts
- Had consecutive 5+ steal games: 01/01/06 - by Ronnie Brewer vs. W. Illinois (5) 01/07/06 - by Ronnie Brewer vs. Miss. State (5)

» ARKANSAS GAME HIGHS »

POINTS	104	ORAL ROBERTS (12/19/17)
	102	vs UCONN (11/26/17)
	101	BUCKNELL (11/12/17)
	97	OLE MISS (01/20/18)
FIELD GOALS MADE	41	ORAL ROBERTS (12/19/17)
	39	MINNESOTA (12/09/17)
FIELD GOAL ATTEMPTS	72	vs North Carolina (11/24/17)
	71	BUCKNELL (11/12/17)
		vs UCONN (11/26/17)
FIELD GOAL PERCENTAGE	.600 (33-55)	ORAL ROBERTS (12/19/17)
	.594 (41-69)	ORAL ROBERTS (12/19/17)
3 PT FIELD GOALS MADE	14	ORAL ROBERTS (12/19/17)
	11	at Georgia (01/23/18)
	11	OLE MISS (01/20/18)
	11	vs UCONN (11/26/17)
3 PT FG ATTEMPTS	27	CSU BAKERSFIELD (12/27/17)
	27	vs North Carolina (11/24/17)
3 PT FG PERCENTAGE	.579 (11-19)	vs UCONN (11/26/17)
	.560 (14-25)	ORAL ROBERTS (12/19/17)
FREE THROWS MADE	28	OLE MISS (01/20/18)
	27	vs Oklahoma (11/23/17)
FREE THROW ATTEMPTS	38	FRESNO STATE (11/17/17)
	35	OLE MISS (01/20/18)
FREE THROW PERCENTAGE	.818 (27-33)	vs Oklahoma (11/23/17)
	.800 (28-35)	OLE MISS (01/20/18)
REBOUNDS	47	CSU BAKERSFIELD (12/27/17)
	42	vs Troy (12/16/17)
	42	vs UCONN (11/26/17)
ASSISTS	28	SAMFORD (11/10/17)
	27	ORAL ROBERTS (12/19/17)
STEALS	14	ORAL ROBERTS (12/19/17)
BLOCKED SHOTS	9	MINNESOTA (12/09/17)
	9	vs North Carolina (11/24/17)
TURNOVERS	16	vs Oklahoma (11/23/17)
	15	at Georgia (01/23/18)
FOULS	27	MINNESOTA (12/09/17)
	26	at Mississippi State (01/02/18)

» ARKANSAS GAME LOWS »

POINTS	54	LSU (01/10/18)
	65	at Houston (12/02/17)
	65	MISSOURI (01/13/18)
FIELD GOALS MADE	19	at Houston (12/02/17)
	19	LSU (01/10/18)
FIELD GOAL ATTEMPTS	50	MISSOURI (01/13/18)
	53	OLE MISS (01/20/18)
	53	SOUTH CAROLINA (02/06/18)
FIELD GOAL PERCENTAGE	.333 (19-57)	LSU (01/10/18)
	.345 (19-55)	at Houston (12/02/17)
3 PT FIELD GOALS MADE	3	at LSU (02/03/18)
3 PT FG ATTEMPTS	8	at LSU (02/03/18)
	13	MISSOURI (01/13/18)
3 PT FG PERCENTAGE	.211 (4-19)	at Auburn (01/06/18)
	.222 (4-18)	LSU (01/10/18)
FREE THROWS MADE	5	vs North Carolina (11/24/17)
	5	at Mississippi State (01/02/18)
FREE THROW ATTEMPTS	8	vs North Carolina (11/24/17)
FREE THROW PERCENTAGE	.400 (6-15)	at Florida (01/17/18)
	.417 (5-12)	at Mississippi State (01/02/18)
REBOUNDS	25	ORAL ROBERTS (12/19/17)
	28	at Georgia (01/23/18)
ASSISTS	7	at Houston (12/02/17)
STEALS	3	at Mississippi State (01/02/18)
	3	LSU (01/10/18)
	3	at Florida (01/17/18)
BLOCKED SHOTS	1	vs UCONN (11/26/17)
	1	at Houston (12/02/17)
	1	MISSOURI (01/13/18)
TURNOVERS	5	COLORADO STATE (12/05/17)
	6	vs Troy (12/16/17)
FOULS	12	ORAL ROBERTS (12/19/17)

» ARKANSAS INDIVIDUAL GAME HIGHS »

Points	33	Daryl Macon vs Tennessee (12/30/17)
	28	Jaylen Barford at Florida (01/17/18)
	28	Jaylen Barford vs Tennessee (12/30/17)
	27	Daryl Macon vs Oklahoma (11/23/17)
	27	Jaylen Barford vs Bucknell (11/12/17)
Field Goals Made	10	Jaylen Barford at Georgia (01/23/18)
	10	Jaylen Barford at Florida (01/17/18)
	10	Jaylen Barford vs Tennessee (12/30/17)
	10	Daryl Macon vs Tennessee (12/30/17)
	10	Jaylen Barford vs Bucknell (11/12/17)
Field Goal Att.	20	Jaylen Barford at Georgia (01/23/18)
	19	Jaylen Barford vs Oklahoma (11/23/17)
FG Pct (min 5 made)	1.000 (8-8)	Daniel Gafford vs Minnesota (12/09/17)
	1.000 (6-6)	Darius Hall at Texas A&M (01/30/18)
3-Point FG Made	6	Daryl Macon vs Oklahoma (11/23/17)
	5	Jaylen Barford vs South Carolina (02/06/18)
	5	Daryl Macon at Georgia (01/23/18)
	5	Jaylen Barford at Florida (01/17/18)
	5	Daryl Macon at Mississippi State (01/02/18)
	5	Daryl Macon vs Tennessee (12/30/17)
	5	C.J. Jones vs Oral Roberts (12/19/17)
	5	Daryl Macon vs Troy (12/16/17)
	5	C.J. Jones vs Minnesota (12/09/17)
3-Point FG Att.	10	Daryl Macon at Georgia (01/23/18)
	10	C.J. Jones vs North Carolina (11/24/17)
3-Pt FG Pct (min 2 made)	1.000 (2-2)	Jaylen Barford vs Oral Roberts (12/19/17)
	.833 (5-6)	Jaylen Barford at Florida (01/17/18)
Free Throws Made	12	Daryl Macon vs South Carolina (02/06/18)
	11	Daryl Macon vs Ole Miss (01/20/18)
Free Throw Att.	13	Daryl Macon vs South Carolina (02/06/18)
	12	Daryl Macon vs Ole Miss (01/20/18)
FT Pct (min 3 made)	1.000 (8-8)	Darius Hall vs Ole Miss (01/20/18)
	1.000 (8-8)	Daryl Macon vs Tennessee (12/30/17)
	1.000 (7-7)	Daryl Macon vs Oklahoma (11/23/17)
	1.000 (6-6)	Daryl Macon at LSU (02/03/18)
	1.000 (6-6)	Daryl Macon at Georgia (01/23/18)
	1.000 (6-6)	C.J. Jones vs UCONN (11/26/17)
	1.000 (6-6)	Anton Beard vs Oklahoma (11/23/17)
	1.000 (5-5)	Anton Beard at LSU (02/03/18)
	1.000 (5-5)	Anton Beard vs Bucknell (11/12/17)
	1.000 (5-5)	Daniel Gafford vs Bucknell (11/12/17)
	1.000 (4-4)	Daryl Macon vs Oklahoma State (01/27/18)
	1.000 (4-4)	Daryl Macon at Auburn (01/06/18)
	1.000 (4-4)	Anton Beard vs CSU Bakersfield (12/27/17)
	1.000 (4-4)	Daryl Macon vs Troy (12/16/17)
	1.000 (4-4)	Anton Beard vs UCONN (11/26/17)
	1.000 (4-4)	Daryl Macon vs Fresno State (11/17/17)
	1.000 (3-3)	Daryl Macon at Texas A&M (01/30/18)
	1.000 (3-3)	Anton Beard vs Samford (11/10/17)
Rebounds	12	Daniel Gafford vs CSU Bakersfield (12/27/17)
	11	Daniel Gafford at Florida (01/17/18)
	11	Trey Thompson vs Bucknell (11/12/17)
Assists	8	Daryl Macon vs Missouri (01/13/18)
	8	Daryl Macon vs CSU Bakersfield (12/27/17)
	8	Daryl Macon vs Minnesota (12/09/17)
	8	Daryl Macon vs Samford (11/10/17)
Steals	5	Jaylen Barford vs Oral Roberts (12/19/17)
Blocked Shots	6	Daniel Gafford vs Minnesota (12/09/17)
	5	Daniel Gafford vs Tennessee (12/30/17)
	5	Adrio Bailey vs North Carolina (11/24/17)
Turnovers	6	Jaylen Barford vs Missouri (01/13/18)
	5	Daryl Macon at Georgia (01/23/18)
Fouls	5	Trey Thompson at Texas A&M (01/30/18)
	5	Adrio Bailey at Mississippi State (01/02/18)
	5	Dustin Thomas vs Tennessee (12/30/17)
	5	Anton Beard vs Tennessee (12/30/17)
	5	Daniel Gafford vs UCONN (11/26/17)
	5	Daniel Gafford vs Bucknell (11/12/17)
	5	Daniel Gafford vs Samford (11/10/17)
Minutes	42	Jaylen Barford at Georgia (01/23/18)
	42	Anton Beard vs Tennessee (12/30/17)
	41	Daryl Macon vs Tennessee (12/30/17)

STARTING LINEUPS »

Date	Opponent	G	G	G	F	F	Outcome
Nov. 10	Samford	Barford	Macon	Beard	Bailey	Thompson	W, 95-56
Nov. 12	Bucknell	Barford	Macon	Beard	Bailey	Thompson	W, 101-73
Nov. 17	Fresno State	Barford	Macon	Beard	Bailey	Thompson	W, 83-75
Nov. 23	vs. Oklahoma^	Barford	Macon	Beard	Bailey	Thompson	W, 92-83
Nov. 24	vs. North Carolina^	Barford	Macon	Beard	Bailey	Thompson	L, 87-68
Nov. 26	vs. UConn^	Barford	Macon	Beard	Bailey	Thompson	W, 102-67
Dec. 2	at Houston	Barford	Macon	Beard	Bailey	Thompson	L, 91-65
Dec. 5	Colorado State	Barford	Macon	Beard	Thomas	Thompson	W, 92-66
Dec. 9	Minnesota	Barford	Macon	Beard	Thomas	Gafford	W, 95-79
Dec. 16	vs. Troy+	Barford	Macon	Beard	Thomas	Gafford	W, 88-63
Dec. 19	Oral Roberts	Barford	Macon	Beard	Thomas	Gafford	W, 104-69
Dec. 27	CSU Bakersfield	Barford	Macon	Beard	Thomas	Gafford	W, 95-68
Dec. 30	Tennessee*	Barford	Macon	Beard	Thomas	Gafford	W, 95-93 (OT)
Jan. 2	at Mississippi State*	Barford	Macon	Beard	Thomas	Gafford	L, 78-75
Jan. 6	at Auburn*	Barford	Macon	Beard	Thomas	Gafford	L, 88-77
Jan. 10	LSU*	Barford	Macon	Beard	Bailey	Gafford	L, 75-54
Jan. 13	Missouri*	Barford	Hall	Beard	Thomas	Gafford	W, 65-63
Jan. 17	at Florida*	Barford	Macon	Beard	Thomas	Gafford	L, 88-73
Jan. 20	Ole Miss*	Barford	Hall	Beard	Bailey	Gafford	W, 97-93
Jan. 23	at Georgia*	Barford	Hall	Beard	Bailey	Gafford	W, 80-77
Jan. 27	Oklahoma State	Barford	Hall	Beard	Bailey	Gafford	W, 66-65
Jan. 30	at Texas A&M*	Barford	Hall	Beard	Cook	Gafford	L, 80-66
Feb. 3	at LSU*	Barford	Macon	Beard	Thomas	Gafford	L, 94-86
Feb. 6	South Carolina*	Barford	Macon	Beard	Bailey	Gafford	W, 81-65
Feb. 10	Vanderbilt*	--	--	--	--	--	--
Feb. 13	at Ole Miss*	--	--	--	--	--	--
Feb. 17	Texas A&M*	--	--	--	--	--	--
Feb. 20	Kentucky*	--	--	--	--	--	--
Feb. 24	at Alabama*	--	--	--	--	--	--
Feb. 27	Auburn*	--	--	--	--	--	--
March 3	at Missouri*	--	--	--	--	--	--

^ Phil Knight Invitational (Portland, Oregon)

+ at Verizon Arena (North Little Rock, Ark.)

* SEC Game

% Big12/SEC Challenge

Date	Opponent	Largest Lead	Largest Deficit	Time Led	Time Trailed	Time Tied	Outcome
Nov. 10	Samford	44 (2nd - 12:09)	1 (1st - 16:52)	38:45	0:07	1:08	W, 95-56
Nov. 12	Bucknell	28 (2nd - 00:19)	3 (1st - 19:37)	37:56	1:41	0:23	W, 101-73
Nov. 17	Fresno State	19 (2nd - 10:32)	6 (1st - 17:50)	35:05	4:42	0:13	W, 83-75
Nov. 23	vs. Oklahoma^	10 (1st - 8:45)	2 (1st - 16:05)	36:29	0:58	2:33	W, 93-83
Nov. 24	vs. North Carolina^	6 (1st - 15:05)	19 (2nd - 0:24)	7:25	31:21	1:14	L, 87-68
Nov. 26	vs. UConn^	42 (2nd - 2:03)	None	39:49	None	0:11	W, 102-67
Dec. 2	at Houston	None	30 (2nd - 3:04)	None	38:34	1:26	L, 91-65
Dec. 5	Colorado State	29 (2nd - 5:43)	11 (1st - 16:10)	32:05	7:34	0:21	W, 92-66
Dec. 9	Minnesota	19 (2nd - 7:59)	None	39:19	None	0:41	W, 95-79
Dec. 16	vs. Troy+	25 (2nd - 1:43)	6 (1st - 18:47)	35:38	4:10	0:12	W, 88-63
Dec. 19	Oral Roberts	40 (2nd - 15:54)	None	38:55	None	1:05	W, 104-69
Dec. 27	CSU Bakersfield	27 (2nd - 0:23)	3 (1st - 18:42)	36:56	1:25	1:39	W, 95-68
Dec. 30	Tennessee*	11 (OT - 0:47)	10 (1st - 1:11)	4:05	38:23	2:32	W, 95-93 (OT)
Jan. 2	at Mississippi State*	8 (2nd - 12:46)	4 (1st - 0:44)	28:44	6:09	5:07	L, 78-75
Jan. 6	at Auburn*	None	21 (2nd - 11:24)	None	39:43	0:16	L, 88-77
Jan. 10	LSU*	1 (1st - 19:37)	27 (2nd - 2:29)	0:20	39:17	0:23	L, 75-54
Jan. 13	Missouri*	18 (1st - 6:11)	6 (2nd - 4:43)	27:21	8:21	4:18	W, 65-63
Jan. 17	at Florida*	2 (1st - 15:24)	21 (2nd - 4:01)	0:58	36:49	2:13	L, 88-73
Jan. 20	Ole Miss*	16 (1st - 1:58)	2 (1st - 14:42)	39:09	0:21	0:30	W, 97-93
Jan. 23	at Georgia*	6 (2nd - 7:45)	16 (1st - 6:40)	10:58	31:36	7:26	W, 80-77
Jan. 27	Oklahoma State	3 (2nd - 2:06)	13 (1st - 11:40)	6:38	32:30	0:52	W, 66-65
Jan. 30	at Texas A&M*	9 (1st - 14:14)	21 (2nd - 13:37)	6:34	30:50	2:36	L, 80-66
Feb. 3	at LSU*	4 (1st - 18:36)	13 (2nd - 17:59)	6:33	32:05	1:22	L, 94-86
Feb. 6	South Carolina*	17 (2nd - 6:09)	5 (1st - 14:47)	34:36	4:31	0:53	W, 81-65
Feb. 10	Vanderbilt*	--	--	--	--	--	--
Feb. 13	at Ole Miss*	--	--	--	--	--	--
Feb. 17	Texas A&M*	--	--	--	--	--	--
Feb. 20	Kentucky*	--	--	--	--	--	--
Feb. 24	at Alabama*	--	--	--	--	--	--
Feb. 27	Auburn*	--	--	--	--	--	--
March 3	at Missouri*	--	--	--	--	--	--

^ Phil Knight Invitational (Portland, Oregon)

+ at Verizon Arena (North Little Rock, Ark.)

* SEC Game

% Big12/SEC Challenge

▶ GAME-BY-GAME LEADERS »

Date	Opponent	Points	Rebounds	Assists	Steals	Blocks
Nov. 10	Samford	Two Players (16)	Thompson (8)	Macon (8)	Macon (2)	Gafford (3)
Nov. 12	Bucknell	Barford (27)	Thompson (11)	Macon (4)	Three Players (2)	Two Players (2)
Nov. 17	Fresno State	Gafford (25)	Gafford (8)	Barford (5)	Gafford (2)	Gafford (3)
Nov. 23	vs. Oklahoma^	Macon (27)	Thomas (9)	Thompson (5)	Two Players (2)	Barford (2)
Nov. 24	vs. North Carolina^	Barford (21)	Gafford (6)	Beard (4)	Barford (2)	Bailey (5)
Nov. 26	vs. UConn^	Barford (24)	Hall (6)	Thompson (5)	Five Players (1)	Bailey (1)
Dec. 2	at Houston	Two Players (13)	Two Players (6)	Beard (3)	Four Players (1)	Thompson (1)
Dec. 5	Colorado State	Two Players (19)	Gafford (6)	Macon (7)	Two Players (2)	Gafford (2)
Dec. 9	Minnesota	Barford (22)	Gafford (7)	Macon (8)	Two Players (2)	Gafford (6)
Dec. 16	vs. Troy+	Macon (25)	Barford (7)	Two Players (5)	Macon (3)	Gafford (3)
Dec. 19	Oral Roberts	Barford (18)	Two Players (4)	Three Players (4)	Barford (5)	Three Players (2)
Dec. 27	CSU Bakersfield	Barford (19)	Gafford (12)	Macon (8)	Three Players (2)	Three Players (1)
Dec. 30	Tennessee*	Macon (33)	Gafford (8)	Barford (4)	Barford (2)	Gafford (5)
Jan. 2	at Mississippi State*	Macon (24)	Barford (7)	Barford (5)	Beard (2)	Thompson (1)
Jan. 6	at Auburn*	Barford (21)	Two Players (6)	Barford (3)	Macon (3)	Cook (2)
Jan. 10	LSU*	Barford (17)	Thompson (6)	Macon (4)	Three Players (1)	Gafford (3)
Jan. 13	Missouri*	Gafford (15)	Two Players (6)	Macon (8)	Two Players (2)	Gafford (1)
Jan. 17	at Florida*	Barford (28)	Gafford (11)	Macon (5)	Three Players (1)	Two Players (1)
Jan. 20	Ole Miss*	Barford (23)	Gafford (9)	Macon (6)	Two Players (3)	Gafford (3)
Jan. 23	at Georgia*	Macon (25)	Two Players (4)	Beard (4)	Barford (3)	Thompson (2)
Jan. 27	Oklahoma State	Macon (22)	Thomas (10)	Beard (6)	Thomas (3)	Thompson (2)
Jan. 30	at Texas A&M*	Macon (20)	Hall (7)	Two Players (4)	Two Players (2)	Thompson (3)
Feb. 3	at LSU*	Macon (22)	Five Players (4)	Macon (4)	Two Players (2)	Two Players (1)
Feb. 6	South Carolina*	Macon (25)	Two Players (6)	Macon (4)	Macon (3)	Two Players (3)
Feb. 10	Vanderbilt*	--	--	--	--	--
Feb. 13	at Ole Miss*	--	--	--	--	--
Feb. 17	Texas A&M*	--	--	--	--	--
Feb. 20	Kentucky*	--	--	--	--	--
Feb. 24	at Alabama*	--	--	--	--	--
Feb. 27	Auburn*	--	--	--	--	--
March 3	at Missouri*	--	--	--	--	--

^ Phil Knight Invitational (Portland, Oregon)

+ at Verizon Arena (North Little Rock, Ark.)

* SEC Game

% Big12/SEC Challenge

Date	Opponent	Deflections	Charges	Steals	Dunks	Blocks
Nov. 10	Samford	43	2	7	12	6
Nov. 12	Bucknell	34	1	10	4	5
Nov. 17	Fresno State	42	4	5	7	6
Nov. 23	vs. Oklahoma^	37	3	8	2	4
Nov. 24	vs. North Carolina^	48	1	8	0	9
Nov. 26	vs. UConn^	43	2	5	4	1
Dec. 2	at Houston	27	4	4	0	1
Dec. 5	Colorado State	42	2	6	5	3
Dec. 9	Minnesota	50	1	5	3	9
Dec. 16	vs. Troy+	50	1	7	7	8
Dec. 19	Oral Roberts	42	1	14	6	7
Dec. 27	CSU Bakersfield	42	1	10	5	3
Dec. 30	Tennessee*	34	4	4	2	7
Jan. 2	at Mississippi State*	22	1	3	6	3
Jan. 6	at Auburn*	27	1	6	1	4
Jan. 10	LSU*	22	0	3	2	5
Jan. 13	Missouri*	38	1	7	5	1
Jan. 17	at Florida*	25	0	3	2	2
Jan. 20	Ole Miss*	32	0	9	3	4
Jan. 23	at Georgia*	48	1	8	0	2
Jan. 27	Oklahoma State	49	1	9	3	7
Jan. 30	at Texas A&M*	33	1	7	4	7
Feb. 3	at LSU*	26	0	8	3	2
Feb. 6	South Carolina*	45	2	8	3	7
Feb. 10	Vanderbilt*	--	--	--	--	--
Feb. 13	at Ole Miss*	--	--	--	--	--
Feb. 17	Texas A&M*	--	--	--	--	--
Feb. 20	Kentucky*	--	--	--	--	--
Feb. 24	at Alabama*	--	--	--	--	--
Feb. 27	Auburn*	--	--	--	--	--
March 3	at Missouri*	--	--	--	--	--
TOTALS		901	35	164	89	113

^ Phil Knight Invitational (Portland, Oregon)

+ at Verizon Arena (North Little Rock, Ark.)

* SEC Game

% Big12/SEC Challenge

MISCELLANEOUS TEAM STATS »

Date	Opponent	W/L	Points In Paint			Pts Off Turnovers			2nd Chance Pts			Fast Break Pts		
			Ark	Opp.	Diff.	Ark	Opp.	Diff.	Ark	Opp.	Diff.	Ark	Opp.	Diff.
Nov. 10	Samford	W	44	20	+24	35	14	+21	7	17	-10	19	9	+10
Nov. 12	Bucknell	W	54	28	+26	29	15	+14	25	8	+17	10	0	+10
Nov. 17	Fresno State	W	40	36	+4	20	11	+9	13	14	-1	12	9	+3
Nov. 23	vs. Oklahoma^	W	30	42	-12	20	13	+7	12	4	+8	6	12	-6
Nov. 24	vs. North Carolina^	L	28	38	-10	15	15	0	6	8	-2	2	8	-6
Nov. 26	vs. UConn^	W	38	28	+10	20	16	+4	9	7	+2	13	3	+10
Dec. 2	at Houston	L	18	29	-11	9	12	-3	8	9	-1	0	9	-9
Dec. 5	Colorado State	W	38	20	+18	27	6	+21	8	18	-10	16	7	+9
Dec. 9	Minnesota	W	46	38	+8	17	12	+5	15	12	+3	11	15	-4
Dec. 16	vs. Troy+	W	50	16	+34	17	7	+10	12	9	+3	19	2	+17
Dec. 19	Oral Roberts	W	46	38	+8	42	9	+33	11	12	-1	26	6	+20
Dec. 27	CSU Bakersfield	W	40	22	+18	24	9	+15	23	16	+7	9	8	+1
Dec. 30	Tennessee*	W	38	30	+8	18	10	+8	11	11	0	19	16	+3
Jan. 2	at Mississippi State*	L	42	38	+4	9	19	-10	9	16	-7	4	10	-6
Jan. 6	at Auburn*	L	40	36	+4	9	16	-7	9s	4	+5	15	10	+5
Jan. 10	LSU*	L	26	44	-18	6	15	-9	13	11	+2	3	6	-3
Jan. 13	Missouri*	W	34	14	+20	14	19	-5	7	13	-6	14	7	+7
Jan. 17	at Florida*	L	36	26	+10	11	17	-6	14	10	+4	4	14	-10
Jan. 20	Ole Miss*	W	30	32	-2	21	18	+3	11	22	-11	8	8	0
Jan. 23	at Georgia*	W	24	18	+6	23	16	+7	10	21	-11	12	6	+6
Jan. 27	Oklahoma State	W	30	20	+10	20	9	+11	23	15	+8	11	2	+9
Jan. 30	at Texas A&M*	L	24	34	-10	20	11	+9	5	10	-5	8	14	-6
Feb. 3	at LSU*	L	48	22	+26	17	9	+8	12	12	0	14	2	+12
Feb. 6	South Carolina*	W	24	20	+4	26	11	+15	12	7	+5	6	4	+2
Feb. 10	Vanderbilt*	--	--	--	--	--	--	--	--	--	--	--	--	--
Feb. 13	at Ole Miss*	--	--	--	--	--	--	--	--	--	--	--	--	--
Feb. 17	Texas A&M*	--	--	--	--	--	--	--	--	--	--	--	--	--
Feb. 20	Kentucky*	--	--	--	--	--	--	--	--	--	--	--	--	--
Feb. 24	at Alabama*	--	--	--	--	--	--	--	--	--	--	--	--	--
Feb. 27	Auburn*	--	--	--	--	--	--	--	--	--	--	--	--	--
March 3	at Missouri*	--	--	--	--	--	--	--	--	--	--	--	--	--
TOTALS		16-8	868	689	+179	469	309	+160	285	286	-1	261	187	+74

^ Phil Knight Invitational (Portland, Oregon)

+ at Verizon Arena (North Little Rock, Ark.)

* SEC Game

% Big12/SEC Challenge

JAYLEN BARFORD



#0 | Senior | Guard | 6-3 | 202 | Jackson, Tenn. | Motlow State CC

BARFORD'S NEWS & NOTES »

- Named to preseason coaches All-SEC second team.
- Leads the conference in scoring average in league games at 20.3 points per contest.
- Only player in the SEC to rank in the top four in 3-pt field goal percentage (1st), scoring average (2nd) and field goal percentage (4th).
- Has 15 career 20-point games, 10 coming away from Bud Walton Arena.
- 10 of his 15 20-point efforts are this season. Four have come in last six conference games.
- In the last six SEC games, Barford has gone 49-of-90 (.544) from the field, including 20-of-35 (.571) from deep, averaging 22.2 points per game.
- Posted a career-high 28 points against Tennessee, scoring 8 of Arkansas' final 17 points to help force overtime.
- Tied a career-high 28 points, shooting 10-of-15 from the field, hitting a career-high five three pointers at Florida.
- Combined with Daryl Macon to score 61 points, including 31 of Arkansas' final 41, to defeat No. 19 Tennessee.
- Despite scoring just 11 points at MSU, he tied his career high with seven boards and assisted on five baskets.
- Tied for the most games in the country (12) with at least 15 points, 2 rebounds, 2 assists and less than 3 turnovers.
- Hit at least 2 three-pointers in the 19 of 24 games, after having just seven similar efforts last year.
- Named to PK80 Victory Bracket All-Tournament team, after leading the team with 21.3 points per game.

GAME-BY-GAME STATS »

#00 Jaylen Barford																					
Opponent	Date	gs	min	Total		3-Pointers		Free throws		Rebounds											
				fg-fga	pct	3fg-fga	pct	ft-fa	pct	off	def	tot	avg	pf	a	t/o	blk	stl	pts	avg	
SAMFORD	11/10/17	*	29	5-11	.455	2-5	.400	4-5	.800	0	4	4	4.0	3	6	2	1	1	16	16.0	
BUCKNELL	11/12/17	*	28	10-15	.667	2-3	.667	5-9	.556	2	3	5	4.5	1	2	1	0	2	27	21.5	
FRESNO STATE	11/17/17	*	35	5-13	.385	2-4	.500	6-8	.750	3	4	7	5.3	3	5	2	0	0	18	20.3	
vs Oklahoma	11/23/17	*	34	7-19	.368	3-7	.429	2-4	.500	0	2	2	4.5	2	2	2	2	0	19	20.0	
vs North Carolina	11/24/17	*	27	9-17	.529	2-6	.333	1-1	1.000	0	3	3	4.2	4	2	3	1	2	21	20.2	
vs UCONN	11/26/17	*	27	9-12	.750	4-5	.800	2-2	1.000	0	4	4	4.2	0	3	2	0	0	24	20.8	
at Houston	12/02/17	*	36	3-11	.273	0-3	.000	7-9	.778	2	1	3	4.0	2	2	3	0	0	13	19.7	
COLORADO STATE	12/05/17	*	25	7-13	.538	3-6	.500	2-4	.500	1	4	5	4.1	2	3	1	0	0	19	19.6	
MINNESOTA	12/09/17	*	36	9-15	.600	2-5	.400	2-3	.667	0	4	4	4.1	1	4	0	1	0	22	19.9	
vs Troy	12/16/17	*	30	2-11	.182	1-5	.200	2-4	.500	1	6	7	4.4	1	5	0	0	1	7	18.6	
ORAL ROBERTS	12/19/17	*	24	8-9	.889	2-2	1.000	0-1	.000	1	2	3	4.3	0	4	1	0	5	18	18.5	
CSU BAKERSFIELD	12/27/17	*	23	8-12	.667	3-5	.600	0-0	.000	1	1	2	4.1	3	3	1	0	1	19	18.6	
TENNESSEE	12/30/17	*	35	10-18	.556	1-5	.200	7-8	.875	1	4	5	4.2	3	4	0	0	2	28	19.3	
at Mississippi State	01/02/18	*	38	4-15	.267	0-6	.000	3-4	.750	3	4	7	4.4	4	5	2	0	0	11	18.7	
at Auburn	01/06/18	*	33	8-14	.571	3-7	.429	2-3	.667	1	2	3	4.3	4	3	3	0	1	21	18.9	
LSU	01/10/18	*	34	6-15	.400	3-6	.500	2-4	.500	0	3	3	4.2	3	1	2	1	1	17	18.8	
MISSOURI	01/13/18	*	31	5-11	.455	2-4	.500	1-2	.500	3	1	4	4.2	2	0	6	0	0	13	18.4	
at Florida	01/17/18	*	32	10-15	.667	5-6	.833	3-4	.750	1	3	4	4.2	3	0	3	0	1	28	18.9	
OLE MISS	01/20/18	*	34	8-11	.727	3-4	.750	4-7	.571	1	4	5	4.2	3	4	3	0	3	23	19.2	
at Georgia	01/23/18	*	42	10-20	.500	3-7	.429	1-2	.500	1	1	2	4.1	3	2	1	0	3	24	19.4	
OKLAHOMA STATE	01/27/18	*	28	2-11	.182	2-6	.333	0-1	.000	0	0	0	3.9	3	3	1	1	2	6	18.8	
at Texas A&M	01/30/18	*	28	7-16	.438	3-7	.429	2-2	1.000	3	2	5	4.0	4	4	4	0	0	19	18.8	
at LSU	02/03/18	*	32	7-12	.583	1-2	.500	0-0	.000	1	3	4	4.0	2	2	2	0	2	15	18.6	
SOUTH CAROLINA	02/06/18	*	31	7-16	.438	5-9	.556	5-6	.833	0	1	1	3.8	1	1	2	0	2	24	18.8	
Totals			24	752	166-332	.500	57-125	.456	63-93	.677	26	66	92	3.8	57	70	47	7	29	452	18.8

Games played: 24
Minutes/game: 31.3
Points/game: 18.8
FG Pct: 50.0
3FG Pct: 45.6
FT Pct: 67.7

Rebounds/game: 3.8
Assists/game: 2.9
Turnovers/game: 2.0
Assist/turnover ratio: 1.5
Steals/game: 1.2
Blocks/game: 0.3

PERSONAL BESTS »

POINTS

Season: 28 (2x), last at Florida (01/17/18)
Career: 28 (2x), last at Florida (01/17/18)

FIELD GOALS

Season: 10 (4x), last at Georgia (01/23/18)
Career: 10 (4x), last at Georgia (01/23/18)

FIELD GOALS ATTEMPTED

Season: 20 at Georgia (01/23/18)
Career: 20 at Georgia (01/23/18)

3-POINT FIELD GOALS

Season: 5 (2x), last vs. South Carolina (02/06/18)
Career: 5 (2x), last vs. South Carolina (02/06/18)

3-POINT FG ATTEMPTS

Season: 9 vs. South Carolina (02/06/18)
Career: 9 vs. South Carolina (02/06/18)

FREE THROWS MADE

Season: 7 (2x), last vs. Tennessee (12/30/17)
Career: 7 (3x), last vs. Tennessee (12/30/17)

FREE THROWS ATTEMPTS

Season: 9 (2x), last at Houston (12/02/17)
Career: 9 (3x), last at Houston (12/02/17)

REBOUNDS

Season: 7 (3x), last at Mississippi State (01/02/18)
Career: 7 (4x), last at Mississippi State (01/02/18)

ASSISTS

Season: 6 vs. Samford (11/10/17)
Career: 6 (2x), last vs. Samford (11/10/17)

STEALS

Season: 5 vs. Oral Roberts (12/19/17)
Career: 5 vs. Oral Roberts (12/19/17)

BLOCKS

Season: 2 vs. Oklahoma (11/23/17)
Career: 2 (2x), last vs. Oklahoma (11/23/17)

MINUTES

Season: 42 at Georgia (01/23/18)
Career: 42 at Georgia (01/23/18)

CAREER STATISTICS AT ARKANSAS »

			Total		3-Point		F-Throws		Rebounds											Scoring	
Season	gp-gs	min/avg	fg-fga	pct	fg-fga	pct	ft-fa	pct	off	def	tot	avg	pf	fo	ast	to	blk	stl	pts	avg	
2016-17	36-30	914/25.4	174-397	.438	29-109	.266	82-109	.752	39	97	136	3.8	81	0	72	71	6	44	459	12.8	
2017-18	24-24	752/31.3	166-332	.500	57-125	.456	63-93	.677	26	66	92	3.8	57	0	70	47	7	29	452	18.8	
TOTAL	60-54	1666/27.8	340-729	.466	86-234	.368	145-202	.718	65	163	228	3.8	138	0	142	118	13	73	911	15.2	

TREY THOMPSON



#1 | Senior | Forward | 6-9 | 265 | Madison, Ark. | Forrest City HS

THOMPSON'S NEWS & NOTES »

- Is second on the team with 103 games played as a Razorback.
- Tied his career high with 11 boards against Bucknell.
- Has four multi-block games in the last five outings, totaling 11 blocks in that span.
- One of four Razorbacks with 30-plus assists (36) and the only forward.
- Second on the team with 97 total rebounds through 24 games, including 31 offensive boards.
- Leads Razorback forwards with 11 multi-assist games this season.
- Is the tallest player in Arkansas history with more career assists (129) than made field goals (111), according to @HogStats.
- Led the team with 12 assists in three games at PK80, with his first two 5-assist games this season.
- Averaged 2.4 points, 3.3 rebounds and 1.6 assists per contest last season.
- Finished second on the team with 29 blocks last year, including multiple swats in 12 games.
- Had the second-best assist-to-turnover ratio on the team at 2.5 with 56 assists and only 22 turnovers.
- Shot 61.8 percent (34-55) from the field, the best field goal percentage on the team.
- Scored a season-high eight points in victories over Missouri (Jan. 14) and Ole Miss (Feb. 18) last season.

GAME-BY-GAME STATS »

#01 Trey Thompson

Opponent	Date	qs	min	Total		3-Pointers		Free throws		Rebounds				pf	a	t/o	blk	stl	pts	avg	
				fg-fga	pct	3fg-fga	pct	ft-fa	pct	off	def	tot	avg								
SAMFORD	11/10/17	*	25	4-4	1.000	0-0	.000	0-0	.000	1	7	8	8.0	2	3	0	1	8	8.0		
BUCKNELL	11/12/17	*	25	1-2	.500	0-0	.000	0-1	.000	4	7	11	9.5	3	2	2	1	0	2	5.0	
FRESNO STATE	11/17/17	*	10	1-2	.500	0-0	.000	1-3	.333	1	0	1	6.7	4	0	4	0	3	4.3		
vs Oklahoma	11/23/17	*	15	1-2	.500	0-0	.000	0-0	.000	2	2	4	6.0	2	5	1	0	1	2	3.8	
vs North Carolina	11/24/17	*	26	2-3	.667	0-0	.000	0-2	.000	1	1	2	5.2	2	2	0	1	1	4	3.8	
vs UCONN	11/26/17	*	19	0-1	.000	0-0	.000	1-2	.500	0	3	3	4.8	1	5	0	0	0	1	3.3	
at Houston	12/02/17	*	22	0-3	.000	0-0	.000	0-0	.000	0	2	2	4.4	4	0	3	1	1	0	2.9	
COLORADO STATE	12/05/17	*	15	1-2	.500	0-0	.000	0-0	.000	1	1	2	4.1	2	3	0	1	0	2	2.8	
MINNESOTA	12/09/17		19	1-3	.333	0-0	.000	0-0	.000	2	4	6	4.3	4	2	2	2	2	2	2.7	
vs Troy	12/16/17		14	3-3	1.000	0-0	.000	2-2	1.000	1	2	3	4.2	2	1	2	2	1	8	3.2	
ORAL ROBERTS	12/19/17		13	1-3	.333	0-0	.000	0-0	.000	1	2	3	4.1	1	1	1	0	1	2	3.1	
CSU BAKERSFIELD	12/27/17		15	2-5	.400	0-0	.000	1-2	.500	3	3	6	4.3	1	1	1	0	1	5	3.3	
TENNESSEE	12/30/17		13	1-1	1.000	0-0	.000	0-0	.000	0	1	1	4.0	0	0	2	0	0	2	3.2	
at Mississippi State	01/02/18		8	0-1	.000	0-0	.000	0-0	.000	0	4	4	4.0	3	1	2	2	0	0	2.9	
at Auburn	01/06/18		23	3-4	.750	0-0	.000	2-2	1.000	1	5	6	4.1	3	2	1	0	1	8	3.3	
LSU	01/10/18		16	4-6	.667	0-0	.000	0-0	.000	3	3	6	4.3	3	0	0	1	1	8	3.6	
MISSOURI	01/13/18		17	1-2	.500	0-0	.000	1-2	.500	1	1	2	4.1	2	2	1	0	1	3	3.5	
at Florida	01/17/18		6	1-1	1.000	0-0	.000	0-0	.000	1	0	1	3.9	1	0	0	0	0	2	3.4	
OLE MISS	01/20/18		12	1-1	1.000	0-0	.000	0-0	.000	0	4	4	3.9	2	0	0	0	0	2	3.4	
at Georgia	01/23/18		29	1-3	.333	0-0	.000	1-2	.500	2	2	4	4.0	2	2	1	2	2	3	3.4	
OKLAHOMA STATE	01/27/18		26	3-6	.500	0-0	.000	1-2	.500	3	3	6	4.0	3	0	0	2	2	7	3.5	
at Texas A&M	01/30/18		25	0-4	.000	0-0	.000	0-0	.000	0	2	2	4.0	5	2	1	3	0	0	3.4	
at LSU	02/03/18		19	5-6	.833	0-0	.000	1-1	1.000	0	4	4	4.0	1	1	0	1	1	11	3.7	
SOUTH CAROLINA	02/06/18		25	2-2	1.000	0-0	.000	2-2	1.000	3	3	6	4.0	3	1	1	3	1	6	3.8	
Totals			8	437	39-70	.557	0-0	.000	13-23	.565	31	66	97	4.0	56	36	25	22	18	91	3.8

Games played: 24
Minutes/game: 18.2
Points/game: 3.8
FG Pct: 55.7
FT Pct: 56.5

Rebounds/game: 4.0
Assists/game: 1.5
Turnovers/game: 1.0
Assist/turnover ratio: 1.4
Steals/game: 0.8
Blocks/game: 0.9

PERSONAL BESTS »

POINTS

Season: 11 at LSU (02/04/18)

Career: 13 vs. LSU (02/23/16)

FIELD GOALS

Season: 5 at LSU (02/04/18)

Career: 6 vs. LSU (02/23/16)

FIELD GOALS ATTEMPTED

Season: 6 (3x), last at LSU (02/04/18)

Career: 7 vs. Tennessee Tech (12/12/15)

3-POINT FIELD GOALS

Season: --

Career: --

3-POINT FG ATTEMPTS

Season: --

Career: 1 at Tennessee (01/03/17)

FREE THROWS MADE

Season: 2 (2x), last at Auburn (01/06/18)

Career: 4 (2x), last at No. 6 Kentucky (01/07/17)

FREE THROWS ATTEMPTS

Season: 3 vs. Fresno State (11/17/17)

Career: 5 at Texas A&M (01/02/16)

REBOUNDS

Season: 11 vs. Bucknell (11/12/17)

Career: 11 (2x), last vs. Bucknell (11/12/17)

ASSISTS

Season: 5 (2x), last vs. UConn (11/26/17)

Career: 6 vs. Texas A&M (02/22/17)

STEALS

Season: 2 (4x), last vs. Oklahoma State (01/27/18)

Career: 3 vs. Ole Miss (02/18/17)

BLOCKS

Season: 3 (2x), last vs. South Carolina (02/06/18)

Career: 4 vs. Texas Tech (01/30/16)

MINUTES

Season: 29 at Georgia (01/23/18)

Career: 29 (3x), last at Georgia (01/23/18)

CAREER STATISTICS AT ARKANSAS »

			Total		3-Point		F-Throws		Rebounds											Scoring	
Season	gp-gs	min/avg	fg-fga	pct	fg-fga	pct	ft-fa	pct	off	def	tot	avg	pf	fo	ast	to	blk	stl	pts	avg	
2014-15	14-0	33/2.4	1-5	.200	0-0	.000	3-3	1.000	3	3	6	0.4	3	0	1	4	1	1	5	0.4	
2015-16	29-1	503/17.3	37-61	.607	0-0	.000	16-31	.516	28	96	124	4.3	88	6	36	33	27	13	90	3.1	
2016-17	36-0	503/14.0	34-55	.618	0-1	.000	19-29	.655	30	87	117	3.3	79	0	56	22	29	22	87	2.4	
2017-18	24-8	437/18.2	39-70	.557	0-0	.000	13-23	.565	31	66	97	4.0	56	1	36	25	22	18	91	3.8	
TOTAL	103-9	1476/14.3	111-191	.581	0-1	.000	51-86	.593	92	252	344	3.3	226	7	129	84	79	54	273	2.7	

ADRIO BAILEY



#2 | Sophomore | Forward | 6-6 | 204 | Campti, La. | Lakeview HS

BAILEY'S NEWS & NOTES »

- Recorded his fourth-career double figure scoring game, third this season, at Mississippi State.
- Bailey's 10-point effort at MSU was his first double-digit effort of his career against a high-major program.
- His performance at Mississippi State was his third 10-plus point, six-rebound outing of the season.
- Has 11 three-rebound efforts this season in 24 games, after starting the season with six straight.
- Slammed home a career-high four dunks against Troy to go 5-of-8 from the field for 10 points.
- Tied his career high in blocks each of the first three games, then broke it against UNC, swatting five shots.
- His five blocks in 18 minutes was the first performance by Razorback with 5+ blocks in fewer than 20 minutes of playing time since Moses Kingsley against Mississippi State on Feb. 21, 2015 (via @HogStats).
- Represented Arkansas at the 2017 SEC Men's Basketball Leadership Council.
- Played a season-high 19 minutes in the second round game of the NCAA Tournament against No. 1 North Carolina (March 19), recording a season-high three steals and adding four points.

GAME-BY-GAME STATS »

#02 Adrio Bailey

Opponent	Date	gs	min	Total		3-Pointers		Free throws		Rebounds				pf	a	t/o	blk	stl	pts	avg
				fg-fga	pct	3fg-fga	pct	ft-fa	pct	off	def	tot	avg							
SAMFORD	11/10/17	*	25	7-8	.875	0-0	.000	1-1	1.000	2	4	6	6.0	0	1	3	2	1	15	15.0
BUCKNELL	11/12/17	*	23	3-5	.600	0-0	.000	1-2	.500	2	2	4	5.0	4	2	2	2	2	7	11.0
FRESNO STATE	11/17/17	*	28	1-2	.500	0-0	.000	3-4	.750	2	3	5	5.0	3	3	0	2	0	5	9.0
vs Oklahoma	11/23/17	*	17	3-6	.500	0-0	.000	3-4	.750	3	4	7	5.5	1	1	0	1	0	9	9.0
vs North Carolina	11/24/17	*	18	2-5	.400	0-0	.000	0-0	.000	1	3	4	5.2	1	0	0	5	0	4	8.0
vs UCONN	11/26/17	*	24	4-7	.571	0-0	.000	0-1	.000	2	2	4	5.0	2	0	0	1	1	8	8.0
at Houston	12/02/17	*	11	1-2	.500	0-0	.000	2-3	.667	0	1	1	4.4	3	0	1	0	0	4	7.4
COLORADO STATE	12/05/17		9	0-0	.000	0-0	.000	0-0	.000	0	0	0	3.9	1	1	0	0	0	0	6.5
MINNESOTA	12/09/17		15	3-7	.429	0-0	.000	0-0	.000	1	1	2	3.7	3	0	0	0	0	6	6.4
vs Troy	12/16/17		16	5-8	.625	0-0	.000	0-0	.000	3	3	6	3.9	3	2	1	1	0	10	6.8
ORAL ROBERTS	12/19/17		12	3-3	1.000	0-0	.000	0-1	.000	0	1	1	3.6	0	2	1	2	2	6	6.7
CSU BAKERSFIELD	12/27/17		11	2-2	1.000	0-0	.000	0-0	.000	1	2	3	3.6	4	0	1	0	0	4	6.5
TENNESSEE	12/30/17		5	0-0	.000	0-0	.000	0-0	.000	0	0	0	3.3	0	0	0	1	0	0	6.0
at Mississippi State	01/02/18		18	5-7	.714	0-0	.000	0-2	.000	2	4	6	3.5	5	0	0	0	1	10	6.3
at Auburn	01/06/18		17	1-4	.250	0-0	.000	0-0	.000	1	2	3	3.5	1	1	1	1	1	2	6.0
LSU	01/10/18	*	7	0-3	.000	0-0	.000	1-2	.500	1	0	1	3.3	1	0	1	0	0	1	5.7
MISSOURI	01/13/18		4	0-1	.000	0-0	.000	0-0	.000	0	1	1	3.2	1	0	0	0	0	0	5.4
at Florida	01/17/18		8	0-1	.000	0-0	.000	0-0	.000	0	1	1	3.1	1	0	1	1	1	0	5.1
OLE MISS	01/20/18	*	23	1-1	1.000	0-0	.000	0-2	.000	0	0	0	2.9	4	2	0	1	1	2	4.9
at Georgia	01/23/18	*	9	0-0	.000	0-0	.000	0-0	.000	1	1	2	2.9	1	0	0	0	0	0	4.7
OKLAHOMA STATE	01/27/18	*	3	0-0	.000	0-0	.000	0-0	.000	0	1	1	2.8	0	0	1	0	0	0	4.4
at Texas A&M	01/30/18	dnp		-	-	-	-	-	-	-	-	-	-	-	-	-	-	-	-	-
at LSU	02/03/18		15	2-4	.500	0-0	.000	1-2	.500	3	0	3	2.8	2	0	0	0	1	5	4.5
SOUTH CAROLINA	02/06/18	*	14	0-1	.000	0-0	.000	0-0	.000	0	2	2	2.7	2	0	2	0	0	0	4.3
Totals			12	332	43-77	.558	0-0	.000	12-24	.500	25	38	63	2.7	43	15	20	11	98	4.3

Games played: 23
Minutes/game: 14.4
Points/game: 4.3
FG Pct: 55.8
FT Pct: 50.0

Rebounds/game: 2.7
Assists/game: 0.7
Turnovers/game: 0.7
Assist/turnover ratio: 1.0
Steals/game: 0.5
Blocks/game: 0.9

PERSONAL BESTS »

POINTS

Season: 15 vs. Samford (11/10/17)

Career: 15 vs. Samford (11/10/17)

FIELD GOALS

Season: 7 vs. Samford (11/10/17)

Career: 7 (2x), last vs. Samford (11/10/17)

FIELD GOALS ATTEMPTED

Season: 8 (2x), last vs. Troy (12/16/17)

Career: 8 (3x), last vs. Troy (12/16/17)

3-POINT FIELD GOALS

Season: --

Career: --

3-POINT FG ATTEMPTS

Season: --

Career: --

FREE THROWS MADE

Season: 3 (2x), last vs. Oklahoma (11/23/17)

Career: 3 (2x), last vs. Oklahoma (11/23/17)

FREE THROWS ATTEMPTS

Season: 4 vs. Oklahoma (11/23/17)

Career: 4 (3x), last vs. Oklahoma (11/23/17)

REBOUNDS

Season: 7 vs. Oklahoma (11/23/17)

Career: 7 (2x), last vs. Oklahoma (11/23/17)

ASSISTS

Season: 3 vs. Fresno State (11/17/17)

Career: 3 vs. Fresno State (11/17/17)

STEALS

Season: 2 (2x), last vs. Oral Roberts (12/19/17)

Career: 3 vs. No. 1 North Carolina (03/19/17)

BLOCKS

Season: 5 vs. North Carolina (11/24/17)

Career: 5 vs. North Carolina (11/24/17)

MINUTES

Season: 28 vs. Fresno State (11/17/17)

Career: 28 vs. Fresno State (11/17/17)

CAREER STATISTICS AT ARKANSAS »

			Total		3-Point		F-Throws		Rebounds											Scoring	
Season	gp-gs	min/avg	fg-fga	pct	fg-fga	pct	ft-fa	pct	off	def	tot	avg	pf	fo	ast	to	blk	stl	pts	avg	
2016-17	27-2	200/7.4	22-39	.564	0-0	.000	6-19	.316	13	22	35	1.3	29	0	7	11	7	14	50	1.9	
2017-18	23-12	332/14.4	43-77	.558	0-0	.000	12-24	.500	25	38	63	2.7	43	1	15	15	20	11	98	4.3	
TOTAL	50-14	532/10.6	65-116	.560	0-0	.000	18-43	.419	38	60	98	2.0	72	1	22	26	27	25	148	3.0	

DARYL MACON



#4 | Senior | Guard | 6-3 | 185 | Little Rock, Ark. | Holmes CC

MACON'S NEWS & NOTES »

- Named to preseason coaches All-SEC second team.
- Named SEC Player of the Week on Jan. 29, becoming the first player in school history to earn the honor three times in one season and four times in a career.
- Is the first Razorback since Corliss Williamson (1993-94) to record six straight 20-point games.
- Is 26-of-26 from the free throw line in the final minute and overtime of games this season. In his career, he is 56-of-60.
- Is 42-of-44 from the charity stripe in the last six games, reaching the line 12-plus times twice.
- Ranks second in the SEC in three-point field goal percentage at 42.7, shooting 64-of-105 from behind the arc.
- Recorded his 14th 20-point game of his career and sixth straight against South Carolina with a team-high 25 points on 5-of-12 shooting, going 12-of-13 from the free throw line.
- Against Georgia, Macon scored 25 of Arkansas' last 41 points, including 16-of-17 in the two overtimes.
- Has 11 games of 4+ assists in the last 17 contests, including tying his career high (8) three times.
- Has nine 20-point efforts in the last 15 games, including seven against SEC teams.
- Led Arkansas over No. 19 Tennessee with a career-high 33 points on 10-of-18 shooting, including 5-of-9 from three.
- Has made 3+ three pointers in a game 12 times this season, including nine of the last 15 games.
- Scored 13 of Arkansas' program record 22 pts in OT vs. Tennessee, going 3-3 from the floor, including 6-6 from the line.
- Combined with Jaylen Barford to score 61 points, including 31 of Arkansas' final 41, to defeat No. 19 Tennessee.
- Is one of four Razorbacks in the SEC era to score 30 points in a game off the bench.

GAME-BY-GAME STATS »

#04 Daryl Macon

Opponent	Date	gs	min	Total		3-Pointers		Free throws		Rebounds					pf	a	t/o	blk	stl	pts	avg
				fg-fga	pct	3fg-fga	pct	ft-fa	pct	off	def	tot	avg								
SAMFORD	11/10/17	*	30	5-9	.556	4-7	.571	2-2	1.000	0	3	3	3.0	2	8	1	0	2	16	16.0	
BUCKNELL	11/12/17	*	29	8-15	.533	3-6	.500	2-2	1.000	1	1	2	2.5	2	4	3	0	1	21	18.5	
FRESNO STATE	11/17/17	*	34	3-10	.300	1-3	.333	4-4	1.000	1	1	2	2.3	1	1	3	1	1	11	16.0	
vs Oklahoma	11/23/17	*	34	7-13	.538	6-8	.750	7-7	1.000	0	5	5	3.0	2	1	3	0	2	27	18.8	
vs North Carolina	11/24/17	*	23	2-11	.182	1-5	.200	2-2	1.000	0	1	1	2.6	0	2	1	0	1	7	16.4	
vs UCONN	11/26/17	*	26	5-9	.556	2-4	.500	4-6	.667	0	3	3	2.7	1	2	1	0	1	16	16.3	
at Houston	12/02/17	*	29	3-10	.300	1-4	.250	3-5	.600	0	0	0	2.3	2	1	2	0	0	10	15.4	
COLORADO STATE	12/05/17	*	26	4-8	.500	0-4	.000	1-1	1.000	0	0	0	2.0	2	7	1	0	2	9	14.6	
MINNESOTA	12/09/17	*	30	4-12	.333	2-8	.250	2-3	.667	0	2	2	2.0	2	8	2	0	2	12	14.3	
vs Troy	12/16/17	*	30	8-14	.571	5-9	.556	4-4	1.000	0	3	3	2.1	2	5	0	0	3	25	15.4	
ORAL ROBERTS	12/19/17	*	27	4-10	.400	4-9	.444	2-2	1.000	0	3	3	2.2	1	3	0	1	1	14	15.3	
CSU BAKERSFIELD	12/27/17	*	31	4-6	.667	2-4	.500	6-8	.750	0	3	3	2.3	2	8	0	0	2	16	15.3	
TENNESSEE	12/30/17	*	41	10-18	.556	5-9	.556	8-8	1.000	0	3	3	2.3	1	3	3	0	0	33	16.7	
at Mississippi State	01/02/18	*	37	9-12	.750	5-7	.714	1-3	.333	2	3	5	2.5	2	2	2	0	0	24	17.2	
at Auburn	01/06/18	*	38	3-11	.273	0-5	.000	4-4	1.000	0	2	2	2.5	0	2	1	0	3	10	16.7	
LSU	01/10/18	*	34	2-7	.286	1-4	.250	4-5	.800	0	4	4	2.6	2	4	3	0	0	9	16.3	
MISSOURI	01/13/18	*	26	2-7	.286	1-4	.250	3-5	.600	0	6	6	2.8	4	8	3	0	1	8	15.8	
at Florida	01/17/18	*	36	6-15	.400	1-5	.200	0-0	.000	0	6	6	2.9	3	5	4	0	0	13	15.6	
OLE MISS	01/20/18	*	29	3-8	.375	3-8	.375	11-12	.917	0	0	0	2.8	2	6	2	0	0	20	15.8	
at Georgia	01/23/18	*	33	7-14	.500	5-10	.500	6-6	1.000	0	3	3	2.8	3	1	5	0	0	25	16.3	
OKLAHOMA STATE	01/27/18	*	32	7-13	.538	4-7	.571	4-4	1.000	1	1	2	2.8	1	2	1	0	1	22	16.6	
at Texas A&M	01/30/18	*	31	7-16	.438	3-9	.333	3-3	1.000	1	3	4	2.8	2	4	1	0	2	20	16.7	
at LSU	02/03/18	*	34	7-12	.583	2-4	.500	6-6	1.000	0	2	2	2.8	4	5	2	0	0	22	17.0	
SOUTH CAROLINA	02/06/18	*	33	5-12	.417	3-7	.429	12-13	.923	0	1	1	2.7	2	4	1	0	3	25	17.3	
Totals			19	753	125-272	.460	64-150	.427	101-115	.878	6	59	65	2.7	45	96	45	2	28	415	17.3

Games played: 24
Minutes/game: 31.4

Rebounds/game: 2.7
Assists/game: 4.0

PERSONAL BESTS »

POINTS

Season: 33 vs. Tennessee (12/30/17)
Career: 33 vs. Tennessee (12/30/17)

FIELD GOALS

Season: 9 at Mississippi State (01/02/18)
Career: 10 vs. Ole Miss (02/18/17)

FIELD GOALS ATTEMPTED

Season: 18 vs. Tennessee (12/30/17)
Career: 18 vs. Tennessee (12/30/17)

3-POINT FIELD GOALS

Season: 6 vs. Oklahoma (11/23/17)
Career: 6 (2x), last vs. Oklahoma (11/23/17)

3-POINT FG ATTEMPTS

Season: 10 at Georgia (01/23/18)
Career: 10 at Georgia (01/23/18)

FREE THROWS MADE

Season: 12 vs. South Carolina (02/06/18)
Career: 14 vs. Texas (12/17/16)

FREE THROWS ATTEMPTS

Season: 13 vs. South Carolina (02/06/18)
Career: 14 vs. Texas (12/17/16)

REBOUNDS

Season: 6 (2x), last at Florida (01/17/18)
Career: 7 (2x), last vs. LSU (01/21/17)

ASSISTS

Season: 8 (4x), last vs. Missouri (01/13/18)
Career: 8 (4x), last vs. Missouri (01/13/18)

STEALS

Season: 3 (3x), last vs. South Carolina (02/06/18)
Career: 4 vs. Fort Wayne (11/11/16)

BLOCKS

Season: 1 (2x), last vs. Oral Roberts (12/19/17)
Career: 1 (4x), last vs. Oral Roberts (12/19/17)

MINUTES

Season: 41 vs. Tennessee (12/30/17)
Career: 41 vs. Tennessee (12/30/17)

CAREER STATISTICS AT ARKANSAS »

			Total		3-Point		F-Throws		Rebounds											Scoring	
Season	gp-gs	min/avg	fg-fga	pct	fg-fga	pct	ft-fa	pct	off	def	tot	avg	pf	fo	ast	to	blk	stl	pts	avg	
2016-17	36-21	908/25.2	141-311	.453	65-168	.387	136-157	.866	19	76	95	2.6	65	1	80	65	2	41	483	13.4	
2017-18	24-19	753/31.4	125-272	.460	64-150	.427	101-115	.878	6	59	65	2.7	45	0	96	45	2	28	415	17.3	
TOTAL	60-40	1661/27.7	266-583	.456	129-318	.406	237-272	.871	25	135	160	2.7	110	1	176	110	4	69	898	15.0	

ARLANDO COOK

#5 | Senior | Forward | 6-8 | 206 | St. Louis, Mo. | Connors State College



COOK'S NEWS & NOTES »

- Has pulled down multiple rebounds in 10 of 17 games played this season
- Tallied four points, five rebounds and two blocks at Auburn.
- Had four points, two rebounds and a steal in 14 minutes in Arkansas' win over No. 14 Minnesota.
- In his first game back this season against Colorado State, tallied four rebounds and tied his career high with two assists in 15 minutes of action.
- Had eight points in the first half at Auburn last season, going 3-for-3 from the floor and 2-for-2 from the charity stripe.
- Had a season-high seven rebounds at Texas A&M in Arkansas' comeback win over the Aggies last year.
- Had a rebound in 30 games and scored in 24 of 36 games last season.
- Had a career-high three blocks and six rebounds against Sam Houston State in 15 minutes of action a year ago.
- Went 4-for-4 from the charity stripe in the final two minutes against Texas.

GAME-BY-GAME STATS »

#05 Arlando Cook

Opponent	Date	gs	min	Total		3-Pointers		Free throws		Rebounds				pf	a	t/o	blk	stl	pts	avg
				fg-fga	pct	3fg-fga	pct	ft-fa	pct	off	def	tot	avg							
SAMFORD	11/10/17	dnp	-	-	-	-	-	-	-	-	-	-	-	-	-	-	-	-	-	
BUCKNELL	11/12/17	dnp	-	-	-	-	-	-	-	-	-	-	-	-	-	-	-	-	-	
FRESNO STATE	11/17/17	dnp	-	-	-	-	-	-	-	-	-	-	-	-	-	-	-	-	-	
vs Oklahoma	11/23/17	dnp	-	-	-	-	-	-	-	-	-	-	-	-	-	-	-	-	-	
vs North Carolina	11/24/17	dnp	-	-	-	-	-	-	-	-	-	-	-	-	-	-	-	-	-	
vs UCONN	11/26/17	dnp	-	-	-	-	-	-	-	-	-	-	-	-	-	-	-	-	-	
at Houston	12/02/17	dnp	-	-	-	-	-	-	-	-	-	-	-	-	-	-	-	-	-	
COLORADO STATE	12/05/17	15	0-3	.000	0-0	.000	0-0	.000	1	3	4	4.0	1	2	0	0	1	0	0.0	
MINNESOTA	12/09/17	14	1-1	1.000	0-0	.000	2-2	1.000	1	1	2	3.0	2	0	0	0	1	4	2.0	
vs Troy	12/16/17	9	0-1	.000	0-0	.000	0-0	.000	0	3	3	3.0	0	1	0	0	0	0	1.3	
ORAL ROBERTS	12/19/17	13	3-5	.600	0-0	.000	0-0	.000	0	1	1	2.5	0	1	1	0	1	6	2.5	
CSU BAKERSFIELD	12/27/17	10	1-2	.500	0-0	.000	0-0	.000	1	1	2	2.4	0	0	0	0	0	2	2.4	
TENNESSEE	12/30/17	13	0-0	.000	0-0	.000	1-2	.500	0	2	2	2.3	1	0	0	0	0	1	2.2	
at Mississippi State	01/02/18	4	1-3	.333	0-0	.000	0-0	.000	0	0	0	2.0	2	0	0	0	0	2	2.1	
at Auburn	01/06/18	10	2-3	.667	0-0	.000	0-0	.000	2	3	5	2.4	0	1	0	2	0	4	2.4	
LSU	01/10/18	13	0-0	.000	0-0	.000	0-0	.000	1	3	4	2.6	0	1	1	0	0	0	2.1	
MISSOURI	01/13/18	13	0-0	.000	0-0	.000	0-0	.000	0	1	1	2.4	1	1	0	0	1	0	1.9	
at Florida	01/17/18	13	0-2	.000	0-0	.000	0-2	.000	0	0	0	2.2	1	0	0	0	0	0	1.7	
OLE MISS	01/20/18	16	3-4	.750	0-0	.000	0-0	.000	1	2	3	2.3	0	1	1	0	0	6	2.1	
at Georgia	01/23/18	6	0-1	.000	0-0	.000	0-0	.000	0	3	3	2.3	1	0	1	0	0	0	1.9	
OKLAHOMA STATE	01/27/18	12	2-3	.667	0-0	.000	0-0	.000	2	1	3	2.4	1	0	0	0	0	4	2.1	
at Texas A&M	01/30/18	13	0-3	.000	0-0	.000	0-0	.000	0	1	1	2.3	0	0	0	0	1	0	1.9	
at LSU	02/03/18	5	2-4	.500	0-0	.000	0-0	.000	0	0	0	2.1	0	0	0	0	1	4	2.1	
SOUTH CAROLINA	02/06/18	5	0-1	.000	0-0	.000	0-0	.000	0	0	0	2.0	0	0	2	0	0	0	1.9	
Totals		1	184	15-36	.417	0-0	.000	3-6	.500	9	25	34	2.0	10	8	6	2	6	33	1.9

Games played: 17
Minutes/game: 10.8
Points/game: 1.9
FG Pct: 41.7
FT Pct: 50.0

Rebounds/game: 2.0
Assists/game: 0.5
Turnovers/game: 0.4
Assist/turnover ratio: 1.3
Steals/game: 0.4
Blocks/game: 0.1

PERSONAL BESTS »

POINTS

Season: 6 (2x), last vs. Ole Miss (01/20/18)

Career: 9 vs. Southern Illinois (11/14/16)

FIELD GOALS

Season: 3 (2x), last vs. Ole Miss (01/20/18)

Career: 4 vs. Southern Illinois (11/14/16)

FIELD GOALS ATTEMPTED

Season: 5 vs. Oral Roberts (12/19/17)

Career: 8 vs. Southern Illinois (11/14/16)

3-POINT FIELD GOALS

Season: --

Career: --

3-POINT FG ATTEMPTS

Season: --

Career: --

FREE THROWS MADE

Season: 2 vs. Minnesota (12/09/17)

Career: 4 (3x), last vs. LSU (01/21/17)

FREE THROWS ATTEMPTS

Season: 2 (2x), last vs. Tennessee (12/30/17)

Career: 7 vs. LSU (01/21/17)

REBOUNDS

Season: 5 at Auburn (01/06/18)

Career: 7 at Texas A&M (01/17/17)

ASSISTS

Season: 2 vs. Colorado State (12/05/17)

Career: 2 (4x), last vs. Colorado State (12/05/17)

STEALS

Season: 1 (6x), last at LSU (02/04/18)

Career: 2 (2x), last at Texas A&M (01/17/17)

BLOCKS

Season: 2 at Auburn (01/06/18)

Career: 3 vs. Sam Houston State (12/22/16)

MINUTES

Season: 16 vs. Ole Miss (01/20/18)

Career: 21 (2x), last at Texas A&M (01/17/17)

CAREER STATISTICS AT ARKANSAS »

			Total		3-Point		F-Throws		Rebounds											Scoring	
Season	gp-gs	min/avg	fg-fga	pct	fg-fga	pct	ft-fa	pct	off	def	tot	avg	pf	fo	ast	to	blk	stl	pts	avg	
2016-17	36-7	406/11.3	39-89	.438	0-0	.000	24-37	.649	29	54	83	2.3	63	1	12	23	14	10	102	2.8	
2017-18	17-1	184/10.8	15-36	.417	0-0	.000	3-6	.500	9	25	34	2.0	10	0	8	6	2	6	33	1.9	
TOTAL	53-8	590/11.1	54-125	.432	0-0	.000	27-43	.628	38	79	117	2.2	73	1	20	29	16	16	135	2.5	

DANIEL GAFFORD



#10 | Freshman | Forward | 6-11 | 234 | El Dorado, Ark. | El Dorado HS

GAFFORD'S NEWS & NOTES »

- Recorded his first career double-double at Florida with 14 points and 11 rebounds.
- Named SEC Freshman of the Week for the second time on Jan. 22, joining Bobby Portis and Patrick Beverley as the only Razorbacks to earn the honor multiple times.
- Ranks 5th in the country, 4th in the SEC, in FG pct at 60.5 percent. He is 9th among freshmen in the nation.
- That mark currently ranks third in school history among Razorback freshmen.
- Averaging 10.7 pts and 5.9 rebs against SEC teams, scoring 10+ points in seven of his first 11 career SEC games.
- Only Razorback in the last 20 years to post 15 points, 8 rebounds and 5 blocks in his SEC debut.
- Named SEC Freshman of the Week (Dec. 11), following a 13-of-17 combined effort over CSU and Minnesota.
- Seventh Razorback player in the last 30 years to go 8-of-8 or better from the floor, after going 8-of-8 with 3 dunks against No. 14 Minnesota, scoring 16 points, 7 rebs and a career-high 6 blocks.
- Against Fresno State (Nov. 17), Daniel Gafford became the first Razorback in 22 years to record 25+ points, 8+ rebounds and 3+ blocks coming off the bench (via @HogStats).
- Two-time All-State, All-Conference and All-County selection at El Dorado High School.
- Led the Wildcats to a 28-5 record and a trip to the 6A State Title game as a senior.
- Rated as a four-star player by ESPN, 247Sports.com, Rivals.com, Scout.com, and Future150.com.
- Consensus top-50 player, rated as high as No. 33 in the 2017 class by Rivals.com.
- Averaged 17.4 points, 16 rebounds, 7.7 blocks, 2.5 steals and 1.4 assists per game as a senior.
- Tallied 11 triple-doubles and 18 double-doubles in his final year at El Dorado.
- Scored in double figures in 31 of 33 games, including nine 20-point games and 2 games of 30 points or more.

GAME-BY-GAME STATS »

#10 Daniel Gafford																							
Opponent	Date	gs	min	Total		3-Pointers		Free throws		Rebounds													
				fg	fga	pct	3fg	3fga	pct	ft	fta	pct	off	def	tot	avg	pf	a	t/o	blk	stl	pts	avg
SAMFORD	11/10/17		17	4-6	.667	0-0	.000	2-5	.400	2	2	4	4.0	5	2	0	3	0	10	10.0			
BUCKNELL	11/12/17		16	5-7	.714	0-0	.000	5-5	1.000	2	1	3	3.5	5	0	0	0	0	15	12.5			
FRESNO STATE	11/17/17		30	9-11	.818	0-0	.000	7-10	.700	0	8	8	5.0	3	1	1	3	2	25	16.7			
vs Oklahoma	11/23/17		25	4-6	.667	0-0	.000	5-6	.833	0	8	8	5.8	4	2	3	1	2	13	15.8			
vs North Carolina	11/24/17		15	2-4	.500	0-0	.000	1-2	.500	2	4	6	5.8	4	0	0	2	1	5	13.6			
vs UCONN	11/26/17		14	3-4	.750	0-0	.000	3-6	.500	1	4	5	5.7	5	0	3	0	0	9	12.8			
at Houston	12/02/17		18	1-4	.250	0-0	.000	3-4	.750	3	3	6	5.7	2	1	1	0	1	5	11.7			
COLORADO STATE	12/05/17		16	5-9	.556	0-0	.000	4-7	.571	2	4	6	5.8	2	0	0	2	1	14	12.0			
MINNESOTA	12/09/17	*	21	8-8	1.000	0-0	.000	0-3	.000	2	5	7	5.9	4	1	1	6	0	16	12.4			
vs Troy	12/16/17	*	24	4-6	.667	0-0	.000	2-6	.333	1	5	6	5.9	4	1	0	3	0	10	12.2			
ORAL ROBERTS	12/19/17	*	22	5-7	.714	0-0	.000	2-3	.667	2	2	4	5.7	1	4	1	2	0	12	12.2			
CSU BAKERSFIELD	12/27/17	*	22	2-7	.286	0-0	.000	2-4	.500	2	10	12	6.3	4	0	1	1	2	6	11.7			
TENNESSEE	12/30/17	*	33	6-8	.750	0-0	.000	3-9	.333	3	5	8	6.4	4	0	1	5	0	15	11.9			
at Mississippi State	01/02/18	*	32	8-11	.727	0-0	.000	1-3	.333	1	4	5	6.3	3	2	3	1	0	17	12.3			
at Auburn	01/06/18	*	17	3-7	.429	0-0	.000	2-5	.400	2	2	4	6.1	4	0	0	1	0	8	12.0			
LSU	01/10/18	*	24	3-5	.600	0-0	.000	2-5	.400	1	4	5	6.1	3	2	2	3	1	8	11.8			
MISSOURI	01/13/18	*	25	6-11	.545	0-0	.000	3-4	.750	4	2	6	6.1	3	0	1	1	0	15	11.9			
at Florida	01/17/18	*	25	6-12	.500	0-0	.000	2-5	.400	5	6	11	6.3	2	0	0	1	0	14	12.1			
OLE MISS	01/20/18	*	28	6-11	.545	0-0	.000	3-4	.750	3	6	9	6.5	4	0	2	3	3	15	12.2			
at Georgia	01/23/18	*	27	0-3	.000	0-0	.000	0-0	.000	0	3	3	6.3	3	1	0	0	1	0	11.6			
OKLAHOMA STATE	01/27/18	*	14	3-7	.429	0-0	.000	0-2	.000	2	2	4	6.2	4	0	1	1	0	6	11.3			
at Texas A&M	01/30/18	*	20	2-4	.500	0-0	.000	1-2	.500	2	2	4	6.1	4	0	0	1	0	5	11.0			
at LSU	02/03/18	*	21	4-7	.571	0-0	.000	2-6	.333	3	1	4	6.0	4	0	2	1	1	10	11.0			
SOUTH CAROLINA	02/06/18	*	19	5-7	.714	0-0	.000	1-3	.333	0	6	6	6.0	3	0	0	3	0	11	11.0			
Totals			16	525	104-172	.605	0-0	.000	56-109	.514	45	99	144	6.0	84	17	23	44	15	264	11.0		

Games played: 24
Minutes/game: 21.9
Points/game: 11.0
FG Pct: 60.5
FT Pct: 51.4

Rebounds/game: 6.0
Assists/game: 0.7
Turnovers/game: 1.0
Assist/turnover ratio: 0.7
Steals/game: 0.6
Blocks/game: 1.8

PERSONAL BESTS »

POINTS

Season: 25 vs. Fresno State (11/17/17)

Career: 25 vs. Fresno State (11/17/17)

FIELD GOALS

Season: 9 vs. Fresno State (11/17/17)

Career: 9 vs. Fresno State (11/17/17)

FIELD GOALS ATTEMPTED

Season: 12 at Florida (01/17/18)

Career: 12 at Florida (01/17/18)

3-POINT FIELD GOALS

Season: --

Career: --

3-POINT FG ATTEMPTS

Season: --

Career: --

FREE THROWS MADE

Season: 7 vs. Fresno State (11/17/17)

Career: 7 vs. Fresno State (11/17/17)

FREE THROWS ATTEMPTS

Season: 10 vs. Fresno State (11/17/17)

Career: 10 vs. Fresno State (11/17/17)

REBOUNDS

Season: 12 vs. CSU Bakersfield (12/27/17)

Career: 12 vs. CSU Bakersfield (12/27/17)

ASSISTS

Season: 4 vs. Oral Roberts (12/19/17)

Career: 4 vs. Oral Roberts (12/19/17)

STEALS

Season: 2 (3x), last vs. CSU Bakersfield (12/27/17)

Career: 2 (3x), last vs. CSU Bakersfield (12/27/17)

BLOCKS

Season: 6 vs. Minnesota (12/09/17)

Career: 6 vs. Minnesota (12/09/17)

MINUTES

Season: 33 vs. Tennessee (12/30/17)

Career: 33 vs. Tennessee (12/30/17)

CAREER STATISTICS AT ARKANSAS »

			Total		3-Point		F-Throws		Rebounds											Scoring	
Season	gp-gs	min/avg	fg-fga	pct	fg-fga	pct	ft-fga	pct	off	def	tot	avg	pf	fo	ast	to	blk	stl	pts	avg	
2017-18	24-16	525/21.9	104-172	.605	0-0	.000	56-109	.514	45	99	144	6.0	84	3	17	23	44	15	264	11.0	
TOTAL	24-16	525/21.9	104-172	.605	0-0	.000	56-109	.514	45	99	144	6.0	84	3	17	23	44	15	264	11.0	

DUSTIN THOMAS



#13 | Senior | Forward | 6-8 | 225 | Texarkana, Texas | Colorado

THOMAS' NEWS & NOTES »

- Finished one point shy of his first career double-double, scoring nine points to go with a career-high 10 rebounds, three assists and a career-high three steals against Oklahoma State.
- Has 3+ rebounds in 25 of the last 36 games, including 13-of-19 this season.
- Recorded his first double-digit scoring effort of the year and fifth as a Razorback vs CSU Bakersfield, tallying 10 points, all in the first half.
- Has four-plus rebounds in 10 of 19 games played this season to rank second on the team in rebound percentage at 4.1 boards per game.
- In his first game this season, Thomas brought down a team-high nine rebounds to tie his career high.
- Scoring nine points off the bench at LSU on Feb. 11 and pulled down a career and team-high nine rebounds to go along with three steals.
- Averaged 4.0 points and 2.5 rebounds per game over two years at Colorado.

GAME-BY-GAME STATS »

#13 Dustin Thomas

Opponent	Date	gs	min	Total		3-Pointers		Free throws		Rebounds				pf	a	t/o	blk	stl	pts	avg
				fg-fga	pct	3fg-fga	pct	ft-fa	pct	off	def	tot	avg							
SAMFORD	11/10/17		dnp	-	-	-	-	-	-	-	-	-	-	-	-	-	-	-	-	-
BUCKNELL	11/12/17		dnp	-	-	-	-	-	-	-	-	-	-	-	-	-	-	-	-	-
FRESNO STATE	11/17/17		dnp	-	-	-	-	-	-	-	-	-	-	-	-	-	-	-	-	-
vs Oklahoma	11/23/17	23		1-2	.500	0-0	.000	3-4	.750	3	6	9	9.0	4	0	3	0	1	5	5.0
vs North Carolina	11/24/17	22		1-4	.250	0-0	.000	0-0	.000	2	2	4	6.5	3	0	2	0	1	2	3.5
vs UCONN	11/26/17	15		1-2	.500	0-0	.000	5-6	.833	1	3	4	5.7	2	0	2	0	1	7	4.7
at Houston	12/02/17	28		3-6	.500	0-1	.000	3-4	.750	2	4	6	5.8	2	0	0	0	1	9	5.8
COLORADO STATE	12/05/17	*	16	2-4	.500	0-0	.000	2-2	1.000	0	2	2	5.0	2	2	0	0	0	6	5.8
MINNESOTA	12/09/17	*	11	3-4	.750	0-0	.000	0-0	.000	0	2	2	4.5	3	2	0	0	0	6	5.8
vs Troy	12/16/17	*	17	1-1	1.000	0-0	.000	0-0	.000	2	3	5	4.6	2	0	0	0	0	2	5.3
ORAL ROBERTS	12/19/17	*	19	2-6	.333	0-0	.000	0-2	.000	0	1	1	4.1	2	3	0	0	0	4	5.1
CSU BAKERSFIELD	12/27/17	*	20	4-6	.667	0-0	.000	2-2	1.000	2	4	6	4.3	2	0	1	0	2	10	5.7
TENNESSEE	12/30/17	*	27	2-3	.667	0-0	.000	0-1	.000	1	6	7	4.6	5	1	1	0	0	4	5.5
at Mississippi State	01/02/18	*	18	0-2	.000	0-0	.000	0-0	.000	1	4	5	4.6	2	4	1	0	0	0	5.0
at Auburn	01/06/18	*	12	1-1	1.000	0-0	.000	2-3	.667	0	2	2	4.4	0	1	3	0	0	4	4.9
LSU	01/10/18		4	0-2	.000	0-0	.000	0-0	.000	0	1	1	4.2	1	0	0	0	0	0	4.5
MISSOURI	01/13/18	*	20	1-2	.500	0-0	.000	3-6	.500	1	2	3	4.1	4	0	0	0	2	5	4.6
at Florida	01/17/18	*	28	1-2	.500	1-1	1.000	1-2	.500	1	3	4	4.1	2	2	0	0	1	4	4.5
OLE MISS	01/20/18		dnp	-	-	-	-	-	-	-	-	-	-	-	-	-	-	-	-	-
at Georgia	01/23/18	29		4-5	.800	0-0	.000	0-1	.000	0	1	1	3.9	4	0	3	0	2	8	4.8
OKLAHOMA STATE	01/27/18	25		2-5	.400	0-0	.000	5-6	.833	3	7	10	4.2	2	3	3	1	3	9	5.0
at Texas A&M	01/30/18	18		1-2	.500	0-0	.000	0-0	.000	0	3	3	4.2	3	0	0	2	1	2	4.8
at LSU	02/03/18	*	20	3-7	.429	0-0	.000	0-0	.000	2	1	3	4.1	2	0	2	0	0	6	4.9
SOUTH CAROLINA	02/06/18		dnp	-	-	-	-	-	-	-	-	-	-	-	-	-	-	-	-	-
Totals		11	372	33-66	.500	1-2	.500	26-39	.667	21	57	78	4.1	47	18	21	3	15	93	4.9

Games played: 19
Minutes/game: 19.6
Points/game: 4.9
FG Pct: 50.0
3FG Pct: 50.0
FT Pct: 66.7

Rebounds/game: 4.1
Assists/game: 0.9
Turnovers/game: 1.1
Assist/turnover ratio: 0.9
Steals/game: 0.8
Blocks/game: 0.2

PERSONAL BESTS »

POINTS

Season: 10 vs. CSU Bakersfield (12/27/17)
Career: 17 vs. USC (01/04/15)^

FIELD GOALS

Season: 4 (2x), last at Georgia (01/23/18)
Career: 6 (2x), last vs. Seton Hall (03/17/17)

FIELD GOALS ATTEMPTED

Season: 7 at LSU (02/04/18)
Career: 9 vs. Seton Hall (03/17/17)

3-POINT FIELD GOALS

Season: 1 at Florida (01/17/18)
Career: 3 vs. USC (01/04/15)^

3-POINT FG ATTEMPTS

Season: 1 (2x), last at Florida (01/17/18)
Career: 3 (3x), last vs. USC (01/04/15)^

FREE THROWS MADE

Season: 5 (2x), last vs. Oklahoma State (01/28/18)
Career: 6 vs. UT Arlington (11/18/16)

FREE THROWS ATTEMPTS

Season: 6 (3x), last vs. Oklahoma State (01/28/18)
Career: 8 (3x), last vs. Mississippi State (01/10/17)

REBOUNDS

Season: 10 vs. Oklahoma State (01/28/18)
Career: 10 vs. Oklahoma State (01/28/18)

ASSISTS

Season: 4 at Mississippi State (01/02/18)
Career: 4 (3x), last at Mississippi State (01/02/18)

STEALS

Season: 3 vs. Oklahoma State (01/28/18)
Career: 3 (3x), last vs. Oklahoma State (01/28/18)

BLOCKS

Season: 2 at Texas A&M (01/30/18)
Career: 2 (3x), last at Texas A&M (01/30/18)

MINUTES

Season: 29 at Georgia (01/23/18)
Career: 31 vs. Seton Hall (03/17/17)

^ - at Colorado

CAREER STATISTICS AT ARKANSAS »

Season	gp-gs	min/avg	Total		3-Point		F-Throws		Rebounds				Scoring					
			fg-fga	pct	fg-fga	pct	ft-fa	pct	off	def	tot	avg	pf	fo	ast	to	blk	stl
2016-17	36-27	648/18.0	72-148	.486	1-5	.200	46-70	.657	45	91	136	3.8	104	4	38	36	10	23
2017-18	19-11	372/19.6	33-66	.500	1-2	.500	26-39	.667	21	57	78	4.1	47	1	18	21	3	15
TOTAL	55-38	1020/18.5	105-214	.491	2-7	.286	72-109	.661	66	148	214	3.9	151	5	56	57	13	38

DARIOUSHALL



#20 | Freshman | Forward | 6-6 | 210 | Little Rock, Ark. | Mills Univ. Studies HS

HALL'S NEWS & NOTES »

- After playing nine total minutes in the first two SEC games, Hall is averaging 20.4 minutes, 6.9 points and 4.1 rebounds in the last nine SEC games, shooting 56.8 percent from the field.
- He has tied or set his career high in minutes played five out of those nine games.
- Set a career high in minutes played at Texas A&M with 35, scoring 13 points and seven rebounds, going a perfect 6-for-6 from the floor.
- Went 8-of-8 from the free throw line against Ole Miss, tying for the most on the team this year without a miss.
- Three-time All-State and All-Conference selection at Mills University Studies High School.
- 2017 5A State Tournament MVP, after leading the Comets to a state championship.
- Led the Comets to a 31-2 record, averaging 14.8 pts, 8.0 rbd, 2.0 assists and 1.8 steals per game as a senior.
- Tallied 26 double-figure scoring games, including 10 double-doubles.
- Ranked the No. 4 player in the state and the No. 50 power forward in the 2017 class by 247Sports.com.
- Earned a four-star rating by ESPN, and three starts from Rivals.com, 247Sports, Scout and Future150.com.

GAME-BY-GAME STATS »

#20 Darious Hall

Opponent	Date	gs	min	Total		3-Pointers		Free throws		Rebounds				pf	a	t/o	blk	stl	pts	avg
				fg-fga	pct	3fg-fga	pct	ft-fa	pct	off	def	tot	avg							
SAMFORD	11/10/17	12		1-4	.250	0-1	.000	1-2	.500	1	2	3	3.0	4	0	2	0	1	3	3.0
BUCKNELL	11/12/17	17		3-5	.600	0-0	.000	0-0	.000	1	3	4	3.5	3	0	3	2	1	6	4.5
FRESNO STATE	11/17/17	14		0-2	.000	0-1	.000	0-1	.000	0	3	3	3.3	2	1	1	0	1	0	3.0
vs Oklahoma	11/23/17	7		0-1	.000	0-0	.000	1-2	.500	0	1	1	2.8	1	0	0	0	1	1	2.5
vs North Carolina	11/24/17	5		1-2	.500	0-0	.000	1-1	1.000	1	0	1	2.4	1	0	0	0	0	3	2.6
vs UCONN	11/26/17	14		3-3	1.000	1-1	1.000	0-0	.000	0	6	6	3.0	3	0	2	0	0	7	3.3
at Houston	12/02/17	3		0-0	.000	0-0	.000	0-0	.000	0	1	1	2.7	0	0	1	0	0	0	2.9
COLORADO STATE	12/05/17	18		3-7	.429	2-4	.500	0-0	.000	0	3	3	2.8	1	0	2	0	0	8	3.5
MINNESOTA	12/09/17	8		1-2	.500	0-0	.000	0-0	.000	0	2	2	2.7	2	0	0	0	0	2	3.3
vs Troy	12/16/17	12		2-2	1.000	0-0	.000	0-0	.000	0	2	2	2.6	4	0	0	0	1	4	3.4
ORAL ROBERTS	12/19/17	15		4-6	.667	1-2	.500	2-2	1.000	2	1	3	2.6	2	3	2	0	2	11	4.1
CSU BAKERSFIELD	12/27/17	17		4-8	.500	1-4	.250	5-9	.556	2	1	3	2.7	4	1	2	0	1	14	4.9
TENNESSEE	12/30/17	3		0-0	.000	0-0	.000	0-0	.000	0	0	0	2.5	0	0	3	0	1	0	4.5
at Mississippi State	01/02/18	6		1-2	.500	0-0	.000	0-0	.000	1	2	3	2.5	1	0	0	0	0	2	4.4
at Auburn	01/06/18	21		3-3	1.000	0-0	.000	1-2	.500	1	5	6	2.7	1	0	1	0	0	7	4.5
LSU	01/10/18	21		1-7	.143	0-3	.000	3-4	.750	3	2	5	2.9	1	1	1	0	0	5	4.6
MISSOURI	01/13/18	*	21	4-4	1.000	0-0	.000	2-4	.500	1	4	5	3.0	0	1	0	0	2	10	4.9
at Florida	01/17/18	18		2-6	.333	0-1	.000	0-2	.000	0	2	2	2.9	4	0	0	0	0	4	4.8
OLE MISS	01/20/18	*	13	1-2	.500	1-1	1.000	8-8	1.000	2	1	3	2.9	4	0	2	0	0	11	5.2
at Georgia	01/23/18	*	23	3-5	.600	1-1	1.000	0-0	.000	1	2	3	3.0	0	0	1	0	0	7	5.3
OKLAHOMA STATE	01/27/18	*	14	1-2	.500	0-0	.000	0-2	.000	1	1	2	2.9	1	0	1	1	1	2	5.1
at Texas A&M	01/30/18	*	35	6-6	1.000	1-1	1.000	0-2	.000	0	7	7	3.1	2	1	4	1	2	13	5.5
at LSU	02/03/18	17		0-1	.000	0-0	.000	2-4	.500	1	3	4	3.1	0	0	0	0	0	2	5.3
SOUTH CAROLINA	02/06/18	15		1-3	.333	0-0	.000	1-2	.500	1	1	2	3.1	1	0	1	1	1	3	5.2
Totals		5	349	45-83	.542	8-20	.400	27-47	.574	19	55	74	3.1	42	8	29	6	14	125	5.2

Games played: 24
Minutes/game: 14.5
Points/game: 5.2
FG Pct: 54.2
3FG Pct: 40.0
FT Pct: 57.4

Rebounds/game: 3.1
Assists/game: 0.3
Turnovers/game: 1.2
Assist/turnover ratio: 0.3
Steals/game: 0.6
Blocks/game: 0.3

PERSONAL BESTS »

POINTS

Season: 14 vs. CSU Bakersfield (12/27/17)
Career: 14 vs. CSU Bakersfield (12/27/17)

FIELD GOALS

Season: 6 at Texas A&M (01/30/18)
Career: 6 at Texas A&M (01/30/18)

FIELD GOALS ATTEMPTED

Season: 8 vs. CSU Bakersfield (12/27/17)
Career: 8 vs. CSU Bakersfield (12/27/17)

3-POINT FIELD GOALS

Season: 2 vs. Colorado State (12/05/17)
Career: 2 vs. Colorado State (12/05/17)

3-POINT FG ATTEMPTS

Season: 4 (2x), last vs. CSU Bakersfield (12/27/17)
Career: 4 (2x), last vs. CSU Bakersfield (12/27/17)

FREE THROWS MADE

Season: 8 vs. Ole Miss (01/20/18)
Career: 8 vs. Ole Miss (01/20/18)

FREE THROWS ATTEMPTS

Season: 9 vs. CSU Bakersfield (12/27/17)
Career: 9 vs. CSU Bakersfield (12/27/17)

REBOUNDS

Season: 7 at Texas A&M (01/30/18)
Career: 7 at Texas A&M (01/30/18)

ASSISTS

Season: 3 vs. Oral Roberts (12/19/17)
Career: 3 vs. Oral Roberts (12/19/17)

STEALS

Season: 2 (3x), last at Texas A&M (01/30/18)
Career: 2 (3x), last at Texas A&M (01/30/18)

BLOCKS

Season: 2 vs. Bucknell (11/12/17)
Career: 2 vs. Bucknell (11/12/17)

MINUTES

Season: 35 at Texas A&M (01/30/18)
Career: 35 at Texas A&M (01/30/18)

CAREER STATISTICS AT ARKANSAS »

			Total		3-Point		F-Throws		Rebounds											Scoring	
Season	gp-gs	min/avg	fg-fga	pct	fg-fga	pct	ft-fa	pct	off	def	tot	avg	pf	fo	ast	to	blk	stl	pts	avg	
2017-18	24-5	349/14.5	45-83	.542	8-20	.400	27-47	.574	19	55	74	3.1	42	0	8	29	6	14	125	5.2	
TOTAL	24-5	349/14.5	45-83	.542	8-20	.400	27-47	.574	19	55	74	3.1	42	0	8	29	6	14	125	5.2	

GABE OSABUOHIE



#22 | Freshman | Forward | 6-8 | 219 | Toronto, Canada | Southwest Christian Academy

OSABUOHIE'S NEWS & NOTES »

- Pronounced oh-sah-BOY-en.
- Took two charges against South Carolina, bringing his total to a team-high seven this season.
- Ranked the No. 5 player in the state of Arkansas & the No. 63 small forward in the country by 247Sports.com.
- Averaged 11 pts, seven rebounds and four assists as a senior for Little Rock's Southwest Christian Academy.
- Helped lead high school team to a 31-2 record and appearance at the NACA National Championships.
- Averaged 12 points and eight rebounds as a junior and played AAU with Grassroots Canada, before joining Team Loaded North Carolina on the Adidas Circuit the last two seasons.

GAME-BY-GAME STATS »

#22 Gabe Osabuohe

Opponent	Date	gs	min	Total		3-Pointers		Free throws		Rebounds				pf	a	t/o	blk	stl	pts	avg
				fg-fga	pct	3fg-fga	pct	ft-fa	pct	off	def	tot	avg							
SAMFORD	11/10/17	10	1-2	.500	0-0	.000	0-2	.000	0	0	0	0.0	1	0	1	0	0	2	2.0	
BUCKNELL	11/12/17	11	1-4	.250	0-1	.000	0-0	.000	1	1	2	1.0	1	0	0	0	0	2	2.0	
FRESNO STATE	11/17/17	5	0-1	.000	0-1	.000	0-2	.000	1	0	1	1.0	2	0	0	0	0	0	1.3	
vs Oklahoma	11/23/17	dnp	-	-	-	-	-	-	-	-	-	-	-	-	-	-	-	-	-	
vs North Carolina	11/24/17	dnp	-	-	-	-	-	-	-	-	-	-	-	-	-	-	-	-	-	
vs UCONN	11/26/17	8	0-1	.000	0-0	.000	0-0	.000	1	2	3	1.5	0	1	1	0	1	0	1.0	
at Houston	12/02/17	dnp	-	-	-	-	-	-	-	-	-	-	-	-	-	-	-	-	-	
COLORADO STATE	12/05/17	8	2-2	1.000	0-0	.000	0-0	.000	1	2	3	1.8	4	0	1	0	0	4	1.6	
MINNESOTA	12/09/17	dnp	-	-	-	-	-	-	-	-	-	-	-	-	-	-	-	-	-	
vs Troy	12/16/17	2	1-1	1.000	0-0	.000	0-1	.000	0	2	2	1.8	0	1	0	0	0	2	1.7	
ORAL ROBERTS	12/19/17	5	0-0	.000	0-0	.000	0-0	.000	0	0	0	1.6	0	0	0	0	0	0	1.4	
CSU BAKERSFIELD	12/27/17	2	0-0	.000	0-0	.000	0-0	.000	0	0	0	1.4	0	1	0	1	0	0	1.3	
TENNESSEE	12/30/17	dnp	-	-	-	-	-	-	-	-	-	-	-	-	-	-	-	-	-	
at Mississippi State	01/02/18	dnp	-	-	-	-	-	-	-	-	-	-	-	-	-	-	-	-	-	
at Auburn	01/06/18	dnp	-	-	-	-	-	-	-	-	-	-	-	-	-	-	-	-	-	
LSU	01/10/18	dnp	-	-	-	-	-	-	-	-	-	-	-	-	-	-	-	-	-	
MISSOURI	01/13/18	dnp	-	-	-	-	-	-	-	-	-	-	-	-	-	-	-	-	-	
at Florida	01/17/18	dnp	-	-	-	-	-	-	-	-	-	-	-	-	-	-	-	-	-	
OLE MISS	01/20/18	dnp	-	-	-	-	-	-	-	-	-	-	-	-	-	-	-	-	-	
at Georgia	01/23/18	dnp	-	-	-	-	-	-	-	-	-	-	-	-	-	-	-	-	-	
OKLAHOMA STATE	01/27/18	dnp	-	-	-	-	-	-	-	-	-	-	-	-	-	-	-	-	-	
at Texas A&M	01/30/18	1	0-0	.000	0-0	.000	0-0	.000	0	0	0	1.2	0	0	0	0	0	0	1.1	
at LSU	02/03/18	dnp	-	-	-	-	-	-	-	-	-	-	-	-	-	-	-	-	-	
SOUTH CAROLINA	02/06/18	17	0-0	.000	0-0	.000	0-0	.000	1	3	4	1.5	3	2	2	0	0	0	1.0	
Totals		0	69	5-11	.455	0-2	.000	0-5	.000	5	10	15	1.5	11	5	5	1	1	10	1.0

Games played: 10
Minutes/game: 6.9
Points/game: 1.0
FG Pct: 45.5
3FG Pct: 0.0
FT Pct: 0.0

Rebounds/game: 1.5
Assists/game: 0.5
Turnovers/game: 0.5
Assist/turnover ratio: 1.0
Steals/game: 0.1
Blocks/game: 0.1

PERSONAL BESTS »

POINTS

Season: 4 vs. Colorado State (12/05/17)

Career: 4 vs. Colorado State (12/05/17)

FIELD GOALS

Season: 2 vs. Colorado State (12/05/17)

Career: 2 vs. Colorado State (12/05/17)

FIELD GOALS ATTEMPTED

Season: 4 vs. Bucknell (11/12/17)

Career: 4 vs. Bucknell (11/12/17)

3-POINT FIELD GOALS

Season: --

Career: --

3-POINT FG ATTEMPTS

Season: 1 (2x), last vs. Fresno State (11/17/17)

Career: 1 (2x), last vs. Fresno State (11/17/17)

FREE THROWS MADE

Season: --

Career: --

FREE THROWS ATTEMPTS

Season: 2 (2x), last vs. Fresno State (11/17/17)

Career: 2 (2x), last vs. Fresno State (11/17/17)

REBOUNDS

Season: 4 vs. South Carolina (02/06/18)

Career: 4 vs. South Carolina (02/06/18)

ASSISTS

Season: 2 vs. South Carolina (02/06/18)

Career: 2 vs. South Carolina (02/06/18)

STEALS

Season: 1 vs. UConn (11/26/17)

Career: 1 vs. UConn (11/26/17)

BLOCKS

Season: 1 vs. CSU Bakersfield (12/27/17)

Career: 1 vs. CSU Bakersfield (12/27/17)

MINUTES

Season: 17 vs. South Carolina (02/06/18)

Career: 17 vs. South Carolina (02/06/18)

CAREER STATISTICS AT ARKANSAS »

			Total		3-Point		F-Throws		Rebounds											Scoring	
Season	gp-gs	min/avg	fg-fga	pct	fg-fga	pct	ft-fa	pct	off	def	tot	avg	pf	fo	ast	to	blk	stl	pts	avg	
2017-18	10-0	69/6.9	5-11	.455	0-2	.000	0-5	.000	5	10	15	1.5	11	0	5	5	1	1	10	1.0	
TOTAL	10-0	69/6.9	5-11	.455	0-2	.000	0-5	.000	5	10	15	1.5	11	0	5	5	1	1	10	1.0	

C.J. JONES



#23 | Sophomore | Guard | 6-5 | 175 | Birmingham, Ala. | Central Park Christian

JONES' NEWS & NOTES »

- 138 of his 220 career points have come from made 3-pointers.
- In seven games prior to Christmas, Jones had six double-digit scoring efforts, going 23-of-45 from deep.
- In that seven-game stretch, Jones hit three-plus three-pointers six times, including two efforts of five makes.
- Has eight double-figure scoring efforts through 24 games, after having two total last season in 21 games.
- Had a career-high five rebounds against Bucknell, to go along with seven points and one assist.
- After having six assists last season, Jones has 13 through 24 games this year.
- Played in 21 games as a freshman, averaging 2.4 points per contest.

GAME-BY-GAME STATS »

#23 C.J. Jones

Opponent	Date	gs	min	Total		3-Pointers		Free throws		Rebounds				pf	a	t/o	blk	stl	pts	avg
				fg-fga	pct	3fg-fga	pct	ft-fa	pct	off	def	tot	avg							
SAMFORD	11/10/17	21	4-7	.571	2-5	.400	0-0	.000	0	3	3	3.0	0	1	0	0	0	10	10.0	
BUCKNELL	11/12/17	20	3-8	.375	0-1	.000	1-1	1.000	0	5	5	4.0	0	1	0	0	1	7	8.5	
FRESNO STATE	11/17/17	16	3-6	.500	0-2	.000	0-0	.000	0	2	2	3.3	0	1	0	0	0	6	7.7	
vs Oklahoma	11/23/17	10	1-4	.250	0-2	.000	0-0	.000	0	1	1	2.8	1	0	1	0	0	2	6.3	
vs North Carolina	11/24/17	26	4-11	.364	4-10	.400	0-0	.000	0	2	2	2.6	1	0	0	0	1	12	7.4	
vs UCONN	11/26/17	21	5-8	.625	3-6	.500	6-6	1.000	0	1	1	2.3	1	1	0	0	1	19	9.3	
at Houston	12/02/17	20	4-9	.444	3-6	.500	0-0	.000	0	3	3	2.4	2	0	1	0	0	11	9.6	
COLORADO STATE	12/05/17	23	7-9	.778	3-5	.600	2-2	1.000	0	1	1	2.3	1	2	0	0	0	19	10.8	
MINNESOTA	12/09/17	15	5-7	.714	5-7	.714	0-0	.000	0	1	1	2.1	3	0	1	0	0	15	11.2	
vs Troy	12/16/17	17	2-5	.400	0-3	.000	2-2	1.000	0	2	2	2.1	0	1	1	1	1	6	10.7	
ORAL ROBERTS	12/19/17	19	5-10	.500	5-8	.625	0-0	.000	0	2	2	2.1	2	2	1	2	0	15	11.1	
CSU BAKERSFIELD	12/27/17	20	1-6	.167	1-5	.200	1-2	.500	0	2	2	2.1	1	0	1	0	1	4	10.5	
TENNESSEE	12/30/17	13	1-6	.167	0-3	.000	0-2	.000	1	2	3	2.2	1	0	0	1	0	2	9.8	
at Mississippi State	01/02/18	10	0-2	.000	0-0	.000	0-0	.000	0	1	1	2.1	2	0	1	0	0	0	9.1	
at Auburn	01/06/18	3	1-3	.333	0-2	.000	0-0	.000	1	0	1	2.0	0	2	0	0	0	2	8.7	
LSU	01/10/18	14	2-6	.333	0-3	.000	0-0	.000	0	0	0	1.9	2	0	1	0	0	4	8.4	
MISSOURI	01/13/18	12	0-3	.000	0-0	.000	0-0	.000	0	0	0	1.8	0	0	0	0	0	0	7.9	
at Florida	01/17/18	21	2-6	.333	2-5	.400	0-0	.000	0	0	0	1.7	1	0	0	0	0	6	7.8	
OLE MISS	01/20/18	15	4-7	.571	3-5	.600	0-0	.000	0	2	2	1.7	0	0	2	0	0	11	7.9	
at Georgia	01/23/18	14	1-3	.333	1-2	.500	2-2	1.000	0	1	1	1.7	1	0	0	0	0	5	7.8	
OKLAHOMA STATE	01/27/18	10	2-3	.667	2-3	.667	0-0	.000	0	0	0	1.6	2	0	0	0	0	6	7.7	
at Texas A&M	01/30/18	4	0-1	.000	0-1	.000	0-0	.000	0	0	0	1.5	0	0	0	0	0	0	7.4	
at LSU	02/03/18	7	0-3	.000	0-1	.000	0-0	.000	0	0	0	1.4	0	1	0	0	0	0	7.0	
SOUTH CAROLINA	02/06/18	19	3-6	.500	0-3	.000	1-1	1.000	0	4	4	1.5	0	1	0	0	0	7	7.0	
Totals		0	370	60-139	.432	34-88	.386	15-18	.833	2	35	37	1.5	21	13	10	4	5	169	7.0

Games played: 24
Minutes/game: 15.4
Points/game: 7.0
FG Pct: 43.2
3FG Pct: 38.6
FT Pct: 83.3

Rebounds/game: 1.5
Assists/game: 0.5
Turnovers/game: 0.4
Assist/turnover ratio: 1.3
Steals/game: 0.2
Blocks/game: 0.2

PERSONAL BESTS »

POINTS

Season: 19 (2x), last vs. Colorado State (12/05/17)
Career: 19 (2x), last vs. Colorado State (12/05/17)

FIELD GOALS

Season: 7 vs. Colorado State (12/05/17)
Career: 7 vs. Colorado State (12/05/17)

FIELD GOALS ATTEMPTED

Season: 11 vs. North Carolina (11/24/17)
Career: 11 vs. North Carolina (11/24/17)

3-POINT FIELD GOALS

Season: 5 (2x), last vs. Oral Roberts (12/19/17)
Career: 5 (2x), last vs. Oral Roberts (12/19/17)

3-POINT FG ATTEMPTS

Season: 10 vs. North Carolina (11/24/17)
Career: 10 vs. North Carolina (11/24/17)

FREE THROWS MADE

Season: 6 vs. UConn (11/26/17)
Career: 6 vs. UConn (11/26/17)

FREE THROWS ATTEMPTS

Season: 6 vs. UConn (11/26/17)
Career: 6 vs. UConn (11/26/17)

REBOUNDS

Season: 5 vs. Bucknell (11/12/17)
Career: 5 vs. Bucknell (11/12/17)

ASSISTS

Season: 2 (3x), last at Auburn (01/06/18)
Career: 2 (4x), last at Auburn (01/06/18)

STEALS

Season: 1 (4x), last vs. CSU Bakersfield (12/27/17)
Career: 1 (5x), last vs. CSU Bakersfield (12/27/17)

BLOCKS

Season: 2 vs. Oral Roberts (12/19/17)
Career: 3 vs. Austin Peay (12/03/16)

MINUTES

Season: 26 vs. North Carolina (11/24/17)
Career: 26 vs. North Carolina (11/24/17)

CAREER STATISTICS AT ARKANSAS »

			Total		3-Point		F-Throws		Rebounds											Scoring	
Season	gp-gs	min/avg	fg-fga	pct	fg-fga	pct	ft-fa	pct	off	def	tot	avg	pf	fo	ast	to	blk	stl	pts	avg	
2016-17	21-0	126/6.0	17-36	.472	12-24	.500	5-7	.714	0	13	13	0.6	11	0	6	4	5	1	51	2.4	
2017-18	24-0	370/15.4	60-139	.432	34-88	.386	15-18	.833	2	35	37	1.5	21	0	13	10	4	5	169	7.0	
TOTAL	45-0	496/11.0	77-175	.440	46-112	.411	20-25	.800	2	48	50	1.1	32	0	19	14	9	6	220	4.9	

ANTON BEARD



#31 | Senior | Guard | 6-0 | 185 | North Little Rock, Ark. | North Little Rock HS

BEARD'S NEWS & NOTES »

- Has pulled down three-plus rebounds in 14 of the last 25 games, dating back to last year.
- Second on the team with 14 three-plus assist games this season.
- Has finished in double figures 14 out of 24 games this season, including seven games of 10+ points and 3+ rebs.
- Scored in double figures five straight games to start the season, six times dating back to last season, for the longest streak in his career.
- Started 11 of 36 games played as a junior, averaging 7.2 points, 2.1 rebounds and 1.9 assists per game.
- Scored in double-figures in 15 games last year, including a season-high 16 in three contests against Sam Houston State (Dec. 22), at Tennessee (Jan. 3) and LSU (Jan. 21).
- Played 20 minute in the second round of the NCAA Tournament against No. 1 North Carolina, scoring 10 points and adding three assists.

GAME-BY-GAME STATS »

#31 Anton Beard

Opponent	Date	gs	min	Total		3-Pointers		Free throws		Rebounds				pf	a	t/o	blk	stl	pts	avg	
				fg-fga	pct	3fg-fga	pct	ft-fta	pct	off	def	tot	avg								
SAMFORD	11/10/17	*	26	5-10	.500	1-3	.333	3-3	1.000	1	1	2	2.0	1	6	2	0	1	14	14.0	
BUCKNELL	11/12/17	*	28	3-9	.333	0-3	.000	5-5	1.000	1	1	2	2.0	2	1	2	0	2	11	12.5	
FRESNO STATE	11/17/17	*	28	5-9	.556	1-3	.333	4-6	.667	0	3	3	2.3	3	3	0	0	1	15	13.3	
vs Oklahoma	11/23/17	*	35	4-12	.333	0-1	.000	6-6	1.000	1	2	3	2.5	2	3	3	0	1	14	13.5	
vs North Carolina	11/24/17	*	38	4-15	.267	2-6	.333	0-0	.000	0	3	3	2.6	3	4	3	0	1	10	12.8	
vs UCONN	11/26/17	*	27	2-6	.333	1-3	.333	4-4	1.000	1	3	4	2.8	2	4	1	0	0	9	12.2	
at Houston	12/02/17	*	33	4-10	.400	2-5	.400	3-5	.600	0	2	2	2.7	2	3	1	0	1	13	12.3	
COLORADO STATE	12/05/17	*	26	3-8	.375	1-4	.250	2-2	1.000	1	2	3	2.8	3	2	0	0	2	9	11.9	
MINNESOTA	12/09/17	*	31	4-9	.444	1-3	.333	1-2	.500	0	3	3	2.8	3	6	2	0	0	10	11.7	
vs Troy	12/16/17	*	28	5-10	.500	1-5	.200	0-0	.000	0	2	2	2.7	2	2	2	0	1	11	11.6	
ORAL ROBERTS	12/19/17	*	29	5-8	.625	2-3	.667	2-4	.500	3	1	4	2.8	3	4	1	0	2	14	11.8	
CSU BAKERSFIELD	12/27/17	*	26	4-12	.333	3-8	.375	4-4	1.000	1	2	3	2.8	3	1	1	1	0	15	12.1	
TENNESSEE	12/30/17	*	42	3-7	.429	2-3	.667	2-3	.667	0	4	4	2.9	5	1	2	0	1	10	11.9	
at Mississippi State	01/02/18	*	29	4-7	.571	1-2	.500	0-0	.000	0	1	1	2.8	2	3	2	0	2	9	11.7	
at Auburn	01/06/18	*	26	5-12	.417	1-5	.200	0-0	.000	0	1	1	2.7	4	1	1	0	0	11	11.7	
LSU	01/10/18	*	33	1-6	.167	0-2	.000	0-0	.000	0	0	0	2.5	3	1	0	0	0	2	11.1	
MISSOURI	01/13/18	*	31	4-9	.444	2-5	.400	1-2	.500	0	2	2	2.5	3	1	2	0	0	11	11.1	
at Florida	01/17/18	*	13	1-6	.167	0-1	.000	0-0	.000	1	0	1	2.4	1	3	0	0	0	2	10.6	
OLE MISS	01/20/18	*	30	2-8	.250	1-4	.250	2-2	1.000	0	2	2	2.4	2	5	1	0	2	7	10.4	
at Georgia	01/23/18	*	38	3-6	.500	1-3	.333	1-1	1.000	2	2	4	2.5	4	4	1	0	0	8	10.3	
OKLAHOMA STATE	01/27/18	*	36	2-11	.182	0-6	.000	0-1	.000	0	4	4	2.5	2	6	0	1	0	4	10.0	
at Texas A&M	01/30/18	*	25	2-9	.222	1-4	.250	2-4	.500	2	1	3	2.5	2	2	3	0	1	7	9.8	
at LSU	02/03/18	*	30	3-4	.750	0-1	.000	5-5	1.000	0	4	4	2.6	4	3	2	0	2	11	9.9	
SOUTH CAROLINA	02/06/18	*	22	2-5	.400	0-1	.000	1-2	.500	0	0	0	2.5	2	2	1	0	1	5	9.7	
Totals			24	710	80-208	.385	24-84	.286	48-61	.787	14	46	60	2.5	63	71	33	2	21	232	9.7

Games played: 24
Minutes/game: 29.6
Points/game: 9.7
FG Pct: 38.5
3FG Pct: 28.6
FT Pct: 78.7

Rebounds/game: 2.5
Assists/game: 3.0
Turnovers/game: 1.4
Assist/turnover ratio: 2.2
Steals/game: 0.9
Blocks/game: 0.1

PERSONAL BESTS »

POINTS

Season: 15 (2x), last vs. CSU Bakersfield (12/27/17)

Career: 18 at Georgia (01/23/16)

FIELD GOALS

Season: 5 (5x), last at Auburn (01/06/18)

Career: 6 at Tennessee (01/03/17)

FIELD GOALS ATTEMPTED

Season: 15 vs. North Carolina (11/24/17)

Career: 15 vs. North Carolina (11/24/17)

3-POINT FIELD GOALS

Season: 3 vs. CSU Bakersfield (12/27/17)

Career: 4 at Ole Miss (02/14/15)

3-POINT FG ATTEMPTS

Season: 8 vs. CSU Bakersfield (12/27/17)

Career: 8 vs. CSU Bakersfield (12/27/17)

FREE THROWS MADE

Season: 6 vs. Oklahoma (11/23/17)

Career: 7 at Georgia (01/23/16)

FREE THROWS ATTEMPTS

Season: 6 (2x), last vs. Oklahoma (11/23/17)

Career: 9 at Georgia (01/23/16)

REBOUNDS

Season: 4 (6x), last at LSU (02/04/18)

Career: 7 vs. Delaware State (11/21/15)

ASSISTS

Season: 6 (3x), last vs. Oklahoma State (01/27/18)

Career: 7 vs. LSU (01/21/17)

STEALS

Season: 2 (6x), last at LSU (02/04/18)

Career: 5 vs. Milwaukee (12/22/14)

BLOCKS

Season: 1 (2x), last vs. Oklahoma State (01/27/18)

Career: 1 (4x), last vs. Oklahoma State (01/27/18)

MINUTES

Season: 42 vs. Tennessee (12/30/17)

Career: 42 vs. Tennessee (12/30/17)

CAREER STATISTICS AT ARKANSAS »

			Total		3-Point		F-Throws		Rebounds											Scoring	
Season	gp-gs	min/avg	fg-fga	pct	fg-fga	pct	ft-fa	pct	off	def	tot	avg	pf	fo	ast	to	blk	stl	pts	avg	
2014-15	35-16	662/18.9	66-172	.384	31-88	.352	35-55	.636	31	36	67	1.9	84	4	53	32	0	35	198	5.7	
2015-16	23-1	481/20.9	57-164	.348	19-66	.288	27-42	.643	13	40	53	2.3	53	2	41	17	2	24	160	7.0	
2016-17	36-11	755/21.0	86-213	.404	32-90	.356	56-75	.747	29	46	75	2.1	69	2	70	37	1	39	260	7.2	
2017-18	24-24	710/29.6	80-208	.385	24-84	.286	48-61	.787	14	46	60	2.5	63	1	71	33	2	21	232	9.7	
TOTAL	118-52	2608/22.1	289-757	.382	106-328	.323	166-233	.712	87	168	255	2.2	269	9	235	119	5	119	850	7.2	

GAME

1

Arkansas vs Samford
Nov. 10, 2017 at 7 p.m. at Fayetteville, Ark. (Bud Walton Arena)

Samford 56 • 0-1

#	Player	Total		3-Ptr	Rebounds			PF	TP	A	TO	Blk	Stl	Min
		FG-FGA	FG-FGA		Off	Def	Tot							
20	Alex Thompson	f	4-11	2-9	0-0	0	2	2	3	10	1	2	0	25
33	Wyatt Walker	c	2-7	0-0	0-0	2	2	4	3	4	0	2	0	15
00	Christen Cunningham	g	3-7	1-2	0-0	1	2	3	0	7	1	4	0	28
03	Josh Sharkey	g	2-7	0-1	2-3	1	2	3	3	6	4	6	0	24
22	D Denzel-Dyson	g	2-6	1-4	3-4	1	1	2	1	8	1	2	0	21
01	Kevin Nolan		1-2	1-2	0-0	0	1	1	0	3	0	0	0	5
02	Justin Coleman		2-8	1-4	1-2	1	1	2	2	6	3	1	0	23
04	Triston Chambers		2-5	2-5	0-0	1	0	1	2	6	0	0	0	19
13	Eric Adams		1-2	0-0	0-0	1	2	3	3	2	0	1	1	9
15	Stefan Lakic		0-3	0-2	2-2	1	0	1	0	2	0	0	0	10
24	Gerald Smith		0-0	0-0	0-0	0	0	0	0	0	1	0	0	1
55	Alex Peters		1-3	0-0	0-4	2	2	4	3	2	1	1	0	20
Team						4	2	6						
Totals			20-61	8-29	8-15	15	17	32	20	56	12	19	1	6 200
FG % 1st Half: 7-26 26.9% 2nd half: 13-35 37.1% Game: 20-61 32.8% Deadball Rebounds 4,3														
3FG % 1st Half: 2-12 16.7% 2nd half: 6-17 35.3% Game: 8-29 27.6%														
FT % 1st Half: 3-4 75.0% 2nd half: 5-11 45.5% Game: 8-15 53.3%														

Arkansas 95 • 1-0

#	Player	Total		3-Ptr	Rebounds			PF	TP	A	TO	Blk	Stl	Min
		FG-FGA	FG-FGA		Off	Def	Tot							
01	Trey Thompson	f	4-4	0-0	0-0	1	7	8	2	8	3	0	0	1 25
02	Adrio Bailey	f	7-8	0-0	1-1	2	4	6	0	15	1	3	2	1 25
00	Jaylen Barford	g	5-11	2-5	4-5	0	4	4	3	16	6	2	1	1 29
04	Daryl Macon	g	5-9	4-7	2-2	0	3	3	2	16	8	1	0	2 30
31	Anton Beard	g	5-10	1-3	3-3	1	1	2	1	14	6	2	0	1 26
10	Daniel Gafford		4-6	0-0	2-5	2	2	4	5	10	2	0	3	0 17
14	JT Plummer		0-0	0-0	0-0	0	0	0	0	0	0	0	0	0 2
15	Jonathan Holmes		0-2	0-1	1-2	0	0	1	0	1	1	0	0	0 3
20	Darius Hall		1-4	0-1	1-2	1	2	3	4	3	0	2	0	1 12
22	Gabe Osabuohien		1-2	0-0	0-2	0	0	0	1	2	0	1	0	0 10
23	C.J. Jones		4-7	2-5	0-0	0	3	3	0	10	1	0	0	0 21
Team						0	1	1						
Totals			36-63	9-22	14-22	7	28	35	18	95	28	11	6	7 200
FG % 1st Half: 18-30 60.0% 2nd half: 18-33 54.5% Game: 36-63 57.1% Deadball Rebounds 8,1														
3FG % 1st Half: 7-13 53.8% 2nd half: 2-9 22.2% Game: 9-22 40.9%														
FT % 1st Half: 4-6 66.7% 2nd half: 10-16 62.5% Game: 14-22 63.6%														

Officials: Tony Greene, K.B. Burdette Jr., Nathan Bemis
Technical fouls: Samford-None. Arkansas-None.
Attendance: 13407
Estimated Actual Attendance: 8,054
Fouled Out: Arkansas, #10, Gafford (1:35, 2H)

Score by periods	1st	2nd	Total	Points	In Paint	Off T/O	2nd Chance	Fast Break	Bench
Samford	19	37	56	SAM	20	14	17	9	26
Arkansas	47	48	95	AR	44	35	7	19	26

Last FG - SAM 2nd-00:34, AR 2nd-00:01.
Largest lead - SAM by 1 1st-16:52, AR by 44 2nd-12:09.
SAM led for 00:07. AR led for 38:45. Game was tied for 01:08.

Score tied - 1 time.
Lead changed - 2 times.

GAME

3

Arkansas vs Fresno State
Nov. 17, 2017 at 7 p.m. at Fayetteville, Ark. (Bud Walton Arena)

Fresno State 75 • 2-1

#	Player	Total		3-Ptr	Rebounds			PF	TP	A	TO	Blk	Stl	Min
		FG-FGA	FG-FGA		Off	Def	Tot							
11	BRYSON WILLIAMS	f	11-15	0-0	0-1	5	4	9	5	22	2	3	0	1 32
34	TRELL CARTER II	c	2-5	0-0	1-3	2	0	2	4	5	0	1	0	0 13
01	JARON HOPKINS	g	4-8	0-0	1-5	1	9	10	4	9	5	3	1	2 38
21	DESHON TAYLOR	g	4-14	1-5	10-10	0	4	4	2	19	1	3	0	0 33
22	RAY BOWLES	g	1-8	0-3	1-2	2	3	5	2	3	2	1	0	1 29
03	JOHNNY MCWILLIAMS		0-0	0-0	0-0	0	0	0	0	0	0	0	0	0+4
05	JAHEML TAYLOR		4-7	4-7	0-0	0	1	1	4	12	0	2	0	1 28
20	SAM BITTNER		1-2	1-1	0-0	1	3	4	4	3	1	1	0	0 16
32	NATE GRIMES		1-2	0-0	0-1	1	3	4	4	2	0	1	1	0 11
Team						0	1	1						
Totals			28-61	6-16	13-22	12	28	40	29	75	11	16	2	5 200
FG % 1st Half: 9-29 31.0% 2nd half: 19-32 59.4% Game: 28-61 45.9% Deadball Rebounds 4														
3FG % 1st Half: 2-8 25.0% 2nd half: 4-8 50.0% Game: 6-16 37.5%														
FT % 1st Half: 5-10 50.0% 2nd half: 8-12 66.7% Game: 13-22 59.1%														

Arkansas 83 • 3-0

#	Player	Total		3-Ptr	Rebounds			PF	TP	A	TO	Blk	Stl	Min
		FG-FGA	FG-FGA		Off	Def	Tot							
01	Trey Thompson	f	1-2	0-0	1-3	1	0	1	4	3	0	4	0	0 10
02	Adrio Bailey	f	1-2	0-0	3-4	2	3	5	3	5	3	0	2	0 28
00	Jaylen Barford	g	5-13	2-4	6-8	3	4	7	3	18	5	2	0	0 35
04	Daryl Macon	g	3-10	1-3	4-4	1	1	2	1	11	1	3	1	1 34
31	Anton Beard	g	5-9	1-3	4-6	0	3	3	3	15	3	0	0	1 28
10	Daniel Gafford		9-11	0-0	7-10	0	8	8	3	25	1	1	3	2 30
20	Darius Hall		0-2	0-1	0-1	0	3	3	2	0	1	1	0	1 14
22	Gabe Osabuohien		0-1	0-1	0-2	1	0	1	2	0	0	0	0	0 5
23	C.J. Jones		3-6	0-2	0-0	0	2	2	0	6	1	0	0	0 16
Team						1	0	1						
Totals			27-56	4-14	25-38	9	24	33	21	83	15	11	6	5 200
FG % 1st Half: 12-27 44.4% 2nd half: 15-29 51.7% Game: 27-56 48.2% Deadball Rebounds 5,2														
3FG % 1st Half: 3-9 33.3% 2nd half: 1-5 20.0% Game: 4-14 28.6%														
FT % 1st Half: 12-17 70.6% 2nd half: 13-21 61.9% Game: 25-38 65.8%														

Officials: Doug Simmons, Peter Juzenas, Robert Felder
Technical fouls: Fresno State-None. Arkansas-None.
Attendance: 15051
Estimated Actual Attendance: 12,227
Fouled Out: Fresno State #11, Williams (1:32, 2H)

Score by periods	1st	2nd	Total	Points	In Paint	Off T/O	2nd Chance	Fast Break	Bench
Fresno State	25	50	75	FS	36	11	14	9	17
Arkansas	39	44	83	AR	40	20	13	12	31

Last FG - FS 2nd-00:06, AR 2nd-00:30.
Largest lead - FS by 6 1st-17:50, AR by 19 2nd-10:32.
FS led for 04:42. AR led for 35:05. Game was tied for 00:13.

Score tied - 0 times.
Lead changed - 1 time.

GAME

2

Arkansas vs Bucknell
Nov. 12, 2017 at 5 p.m. at Fayetteville, Ark. (Bud Walton Arena)

Bucknell 73 • 0-2

#	Player		Total		3-Ptr	Rebounds			PF	TP	A	TO	Blk	Stl	Min	
			FG-FGA	FG-FGA	FT-FTA	Off	Def	Tot								
23	Zach Thomas	f	7-13	5-7	5-9	3	7	10	1	24	3	4	1	0	30	
20	Nana Foulland	c	7-12	0-0	3-6	2	1	3	4	17	0	3	0	0	30	
01	Kimbal Mackenzie	g	1-5	1-3	0-0	0	0	0	2	3	1	1	0	0	13	
02	Stephen Brown	g	5-9	1-3	2-2	0	2	2	1	13	9	3	0	0	28	
11	Avi Toomer	g	3-7	2-5	0-0	0	1	1	4	8	0	2	0	1	25	
00	Paul Newman		0-0	0-0	0-0	0	1	1	0	0	0	1	0	0	2	
03	Jimmy Sotos		2-4	1-3	0-1	0	0	0	3	5	1	0	0	0	16	
04	Nate Sestina		0-2	0-1	0-0	2	2	4	2	0	0	1	0	0	14	
05	Jordan Sechan		0-1	0-1	0-0	0	0	0	0	0	0	0	0	0	1	
12	John Meeks		0-0	0-0	0-0	0	1	1	0	0	0	0	0	0	5	
13	Bruce Moore		0-2	0-1	0-0	0	0	0	2	0	0	0	2	1	15	
14	Ben Robertson		0-0	0-0	0-0	0	0	0	1	0	0	2	0	1	5	
15	Nate Jones		1-3	1-3	0-0	0	0	0	1	3	1	0	0	0	13	
22	Matt O'Reilly		0-0	0-0	0-0	0	0	0	0	0	0	0	0	0	3	
Team						3	0	3			1					
Totals				26-58	11-27	10-18	10	15	25	21	73	15	18	3	3	200
FG % 1st Half: 12-32				37.5%	2nd half: 14-26	53.8%	Game: 26-58			44.8%				Deadball Rebounds 3.2		
3FG % 1st Half: 6-16				37.5%	2nd half: 5-11	45.5%	Game: 11-27			40.7%						
FT % 1st Half: 5-8				50.0%	2nd half: 6-8	75.0%	Game: 6-8			75.0%						

GAME 5

Arkansas vs No. 9 North Carolina

Nov. 24, 2017 at 12:30 p.m. at Portland, Ore. (Memorial Coliseum)

North Carolina 87 • 5-0

#	Player	Total		3-Ptr	Rebounds			PF	TP	A	TO	Blk	Stl	Min
		FG-FGA	FG-FGA		Off	Def	Tot							
15	Garrison Brooks	f	2-6	0-0	0-0	1	2	3	0	4	0	0	1	19
32	Luke Maye	f	11-16	4-5	2-4	5	11	16	2	28	5	5	1	34
01	Theo Pinson	g	3-6	0-1	3-4	1	3	4	3	9	2	5	3	33
02	Joel Berry II	g	3-12	0-1	7-8	0	2	2	2	13	4	0	0	34
24	Kenny Williams	g	7-12	3-5	2-2	0	8	8	3	19	1	2	1	35
00	Seventh Woods		0-2	0-1	0-0	0	1	1	1	0	1	0	0	6
03	Andrew Platek		1-2	0-1	0-0	0	0	0	2	2	0	1	0	7
04	Brandon Robinson		2-4	0-0	1-1	2	4	6	2	5	0	0	0	15
05	Jalek Felton		1-2	1-2	0-0	0	0	0	3	1	0	0	0	6
21	Sterling Manley		1-1	0-0	2-2	0	2	2	0	4	0	2	0	8
42	Brandon Huffman		0-0	0-0	0-0	0	0	0	0	0	0	0	0	3
Team						2	2	4						
Totals			31-63	8-16	17-21	11	35	46	13	87	16	14	7	200

FG % 1st Half: 13-27 48.1% 2nd half: 18-36 50.0% Game: 31-63 49.2% Deadball Rebounds 4,2
3FG % 1st Half: 4-8 50.0% 2nd half: 4-8 50.0% Game: 8-16 50.0%
FT % 1st Half: 7-11 63.6% 2nd half: 10-10 100.0% Game: 17-21 81.0%

Arkansas 68 • 4-1

#	Player	Total		3-Ptr	Rebounds			PF	TP	A	TO	Blk	Stl	Min
		FG-FGA	FG-FGA		Off	Def	Tot							
01	Trey Thompson	f	2-3	0-0	0-2	1	1	2	2	4	2	0	1	26
02	Adrio Bailey	f	2-5	0-0	0-0	1	3	4	1	4	0	0	5	18
00	Jaylen Barford	g	9-17	2-6	1-1	0	3	3	4	21	2	3	1	27
04	Daryl Macon	g	2-11	1-5	2-2	0	1	1	0	7	2	1	0	23
31	Anton Beard	g	4-15	2-6	0-0	0	3	3	3	10	4	3	0	38
10	Daniel Gafford		2-4	0-0	1-2	2	4	6	4	5	0	0	2	15
13	Dustin Thomas		1-4	0-0	0-0	2	2	4	3	2	0	2	0	22
20	Darius Hall		1-2	0-0	1-1	1	0	1	1	3	0	0	0	5
23	C.J. Jones		4-11	4-10	0-0	0	2	2	1	12	0	0	0	26
Team						2	2	4						
Totals			27-72	9-27	5-8	9	21	30	19	68	10	9	9	200

FG % 1st Half: 10-31 32.3% 2nd half: 17-41 41.5% Game: 27-72 37.5% Deadball Rebounds 2
3FG % 1st Half: 4-11 36.4% 2nd half: 5-16 31.3% Game: 9-27 33.3%
FT % 1st Half: 2-4 50.0% 2nd half: 3-4 75.0% Game: 5-8 62.5%

Officials: Roger Ayers, Randy McCall, A.J. DeSai
Technical fouls: North Carolina-None. Arkansas-None.
Attendance:

Score by periods	1st	2nd	Total
North Carolina	37	50	87
Arkansas	26	42	68

	Points	In Paint	Off T/O	2nd Chance	Fast Break	Bench
NC	38	15	6	8	8	14
AR	28	15	6	2	2	22

Last FG - NC 2nd-00:44, AR 2nd-03:32.
Largest lead - NC by 19 2nd-00:24, AR by 6 1st-15:05.
NC led for 31:21. AR led for 07:25. Game was tied for 01:14.

Score tied - 1 time.
Lead changed - 1 time.

GAME 6

Arkansas vs UConn

Nov. 26, 2017 at 2:44 p.m. at Portland, Ore. (Moda Center)

Arkansas 102 • 5-1

#	Player	Total		3-Ptr	Rebounds			PF	TP	A	TO	Blk	Stl	Min
		FG-FGA	FG-FGA		Off	Def	Tot							
00	Jaylen Barford	*	9-12	4-5	2-2	0	4	4	0	24	3	2	0	27
01	Trey Thompson	*	0-1	0-0	1-2	0	3	3	1	1	5	0	0	19
02	Adrio Bailey	*	4-7	0-0	0-1	2	2	4	2	8	0	0	1	24
04	Daryl Macon	*	5-9	2-4	4-6	0	3	3	1	16	2	1	0	26
31	Anton Beard	*	2-6	1-3	4-4	1	3	4	2	9	4	1	0	27
10	Daniel Gafford		3-4	0-0	3-6	1	4	5	5	9	0	3	0	14
13	Dustin Thomas		1-2	0-0	5-6	1	3	4	2	7	0	2	0	15
14	JT Plummer		0-0	0-0	0-0	0	0	0	0	0	0	0	0	1
15	Jonathan Holmes		1-2	0-0	0-0	1	0	1	0	2	0	1	0	4
20	Darius Hall		3-3	1-1	0-0	0	6	6	3	7	0	2	0	14
22	Gabe Osabuohien		0-1	0-0	0-0	1	2	3	0	0	1	1	0	8
23	C.J. Jones		5-8	3-6	6-6	0	1	1	1	19	1	0	0	21
Team						1	3	4			1			
Totals			33-55	11-19	25-33	8	34	42	17	102	16	14	1	200

FG % 1st Half: 16-29 55.2% 2nd half: 17-26 65.4% Game: 33-55 60.0% Deadball Rebounds 4,1
3FG % 1st Half: 5-9 55.6% 2nd half: 6-10 60.0% Game: 11-19 57.9%
FT % 1st Half: 8-13 61.5% 2nd half: 17-20 85.0% Game: 25-33 75.8%

UConn 67 • 4-2

#	Player	Total		3-Ptr	Rebounds			PF	TP	A	TO	Blk	Stl	Min
		FG-FGA	FG-FGA		Off	Def	Tot							
00	Antwoine Anderson	*	3-8	1-4	3-5	0	2	2	4	10	2	2	0	36
03	Alterique Gilbert	*	0-5	0-3	1-2	0	1	1	1	1	0	1	0	17
04	Jalen Adams	*	10-21	4-10	1-3	0	3	3	4	25	3	4	0	36
22	Terry Larrier	*	7-14	2-4	2-2	1	1	2	2	18	0	2	0	27
25	Josh Carlton	*	0-0	0-0	1-2	1	1	2	2	1	2	4	0	16
01	Christian Vital		1-7	0-4	4-4	2	2	4	3	6	1	0	0	25
05	Isaiah Whaley		0-0	0-0	0-0	0	0	0	1	0	1	0	0	6
11	Kwintin Williams		0-0	0-0	0-0	0	0	0	1	0	0	0	0	3
12	Tyler Polley		1-2	0-1	0-0	0	0	0	2	2	0	0	0	15
21	Mamadou Diarra		1-4	0-0	2-4	2	3	5	2	4	0	1	1	13
31	Mike Noyes		0-0	0-0	0-0	0	0	0	0	0	0	0	0	1
34	David Onuorah		0-0	0-0	0-0	0	2	2	4	0	0	0	0	5
Team						2	3	5						
Totals			23-61	7-26	14-22	8	18	26	26	67	9	14	1	8

FG % 1st Half: 11-28 39.3% 2nd half: 12-33 36.4% Game: 23-61 37.7% Deadball Rebounds 3
3FG % 1st Half: 3-12 25.0% 2nd half: 4-14 28.6% Game: 7-26 26.9%
FT % 1st Half: 6-11 54.5% 2nd half: 8-11 72.7% Game: 14-22 63.6%

Officials: Terry Wymer, Tony Padilla, Mark Schur
Technical fouls: Arkansas-TEAM. UCONN-None.
Attendance: 11571
Daniel Gafford (Ark) fouls out with 6:35 left in the 2nd half

Score by periods	1st	2nd	Total
Arkansas	45	57	102
UConn	31	36	67

	Points	In Paint	Off T/O	2nd Chance	Fast Break	Bench
AR	38	20	9	13	44	44
UConn	28	16	7	3	12	

Last FG - AR 2nd-00:56, UCONN 2nd-00:27.
Largest lead - AR by 42 2nd-02:03, UCONN None.
AR led for 39:49. UCONN led for 00:00. Game was tied for 00:11.

Score tied - 0 times.
Lead changed - 0 times.

GAME 7

Arkansas at Houston

Dec. 2, 2017 at 6:30 p.m. at Houston, Texas (H&PE Arena)

Arkansas 65 • 5-2

#	Player	Total		3-Ptr	Rebounds			PF	TP	A	TO	Blk	Stl	Min
		FG-FGA	FG-FGA		Off	Def	Tot							
01	Trey Thompson	r	0-3	0-0	0-0	0	2	2	4	0	0	3	1	22
02	Adrio Bailey	r	1-2	0-0	2-3	0	1	1	3	4	0	1	0	11
00	Jaylen Barford	g	3-11	0-3	7-9	2	1	3	2	13	2	3	0	36
04	Daryl Macon	g	3-10	1-4	3-5	0	0	0	2	10	1	2	0	29
31	Anton Beard	g	4-10	2-5	3-5	0	2	2	2	13	3	1	0	33
10	Daniel Gafford		1-4	0-0	3-4	3	3	6	2	5	1	1	0	18
13	Dustin Thomas		3-6	0-1	3-4	2	4	6	2	9	0	0	0	28
20	Darius Hall		0-0	0-0	0-0	0	1	1	0	0	0	1	0	3
23	C.J. Jones		4-9	3-6	0-0	0	3	3	2	11	0	1	0	20
Team						1	4	5						
Totals			19-55	6-19	21-30	8	21	29	19	65	7	13	1	4

FG % 1st Half: 8-25 32.0% 2nd half: 11-30 36.7% Game: 19-55 34.5% Deadball Rebounds 7
3FG % 1st Half: 4-8 50.0% 2nd half: 2-11 18.2% Game: 6-19 31.6%
FT % 1st Half: 9-12 75.0% 2nd half: 12-18 66.7% Game: 21-30 70.0%

Houston 91 • 6-1

#	Player		Total		3-Ptr	Rebounds			PF	TP	A	TO	Blk	Stl	Min
			FG-FGA	FG-FGA		FT-FTA	Off	Def							
15	Devin Davis	r	10-14	1-2	7-8	4	6	10	4	28	2	1	2	0	32
04	Breon Brady	r	0-4	0-0	4-4	0	4	4	3	4	0	2	2	1	16
25	Corey Davis Jr.	g	5-12	5-11	2-3	0	2	2	4	17	3	2	0	2	37
25	Jr., Galen Robinson	g	1-2	0-0	0-0	0	3	3	3	2	9	2	0	3	30
32	Rob Gray	g	3-8	0-2	5-5	0	4	4	3	11	2	3	0	0	23
02	Mike Adewunmi		0-2	0-1	0-0	0	1	1	0	0	0	0	0	0	2
03	Armoni Brooks		3-4	3-4	2-2	0	1	1	0	11	1	0	0	1	11
12	Wes Vanbeck		2-2	1-1	2-4	1	0	1	1	7	0	0	0	0	14
13	Nura Zanna		2-3	0-0	1-2	1	6	7	5	5	1	1	0	0	16
20	Gabe Grant		0-1	0-0	0-0	0	1	1	0	0	0	0	0	0	3
31	Valentine Sangoyomi		0-1	0-0	0-0	0	0	0	0	0	1	0	0	0	3
35	Fabian White Jr.		3-3	0-0	0-0	1	2	3	3	6	0	1	0	1	13
	Team					1	0	1							
Totals			29-56	10-21	23-28	8	30	38	26	91	19	12	4	8	200

GAME 9

Arkansas vs No. 14 Minnesota Dec. 9, 2017 at 5:45 p.m. at Fayetteville, Ark. (Bud Walton Arena)

Minnesota 79 • 8-3

#	Player	Total		3-Ptr		Rebounds			PF	TP	A	TO	Blk	Stl	Min
		FG-FGA	FG-FGA	FT-FTA	Off	Def	Tot								
03	Jordan Murphy	f	7-13	0-0	6-11	4	6	10	4	20	1	3	0	0	36
22	Reggie Lynch	c	1-3	0-0	3-4	1	2	3	4	5	0	2	1	1	14
01	Dupree McBrayer	g	2-4	2-4	0-2	1	1	2	2	6	0	2	1	1	28
02	Nate Mason	g	4-12	2-8	7-8	1	3	4	2	17	6	2	0	1	35
05	Amir Coffey	g	6-11	1-3	5-6	1	5	6	1	18	1	1	0	0	35
11	Isaiah Washington	g	3-10	0-2	1-1	0	3	3	1	7	1	0	0	0	18
20	Davonte Fitzgerald	g	0-4	0-1	0-0	0	0	0	2	0	0	0	0	0	9
41	Gaston Diedhiou	g	2-3	0-0	2-4	1	2	3	3	6	1	0	0	0	18
42	Michael Hurt	g	0-1	0-1	0-1	0	3	3	0	0	0	0	0	0	7
Team							5	0	5						
Totals			25-61	5-19	24-37	14	25	39	19	79	10	10	2	3	200

FG % 1st Half: 14-31 45.2% 2nd half: 11-30 36.7% Game: 25-61 41.0% Deadball Rebounds 9
3FG % 1st Half: 4-11 36.4% 2nd half: 1-8 12.5% Game: 5-19 26.3%
FT % 1st Half: 10-16 62.5% 2nd half: 14-21 66.7% Game: 24-37 64.9%

Arkansas 95 • 7-2

#	Player	Total		3-Ptr		Rebounds			PF	TP	A	TO	Blk	Stl	Min
		FG-FGA	FG-FGA	FT-FTA	Off	Def	Tot								
10	Daniel Gafford	f	8-8	0-0	0-3	2	5	7	4	16	1	1	6	0	21
13	Dustin Thomas	f	3-4	0-0	0-0	0	2	2	3	6	2	0	0	0	11
00	Jaylen Barford	g	9-15	2-5	2-3	0	4	4	1	22	4	0	1	0	36
04	Daryl Macon	g	4-12	2-8	2-3	0	2	2	2	12	8	2	0	2	30
31	Anton Beard	g	4-9	1-3	1-2	0	3	3	3	10	6	2	0	0	31
01	Trey Thompson	g	1-3	0-0	0-0	2	4	6	4	2	2	2	2	2	19
02	Adrio Bailey	g	3-7	0-0	0-0	1	1	2	3	6	0	0	0	0	15
05	Arlando Cook	g	1-1	0-0	2-2	1	1	2	2	4	0	0	0	1	14
20	Darius Hall	g	1-2	0-0	0-0	0	2	2	2	2	0	0	0	0	8
23	C.J. Jones	g	5-7	5-7	0-0	0	1	1	3	15	0	1	0	0	15
Team							2	0	2						
Totals			39-68	10-23	7-13	8	25	33	27	95	23	9	9	5	200

FG % 1st Half: 22-33 66.7% 2nd half: 17-35 48.6% Game: 39-68 57.4% Deadball Rebounds 2,1
3FG % 1st Half: 5-11 45.5% 2nd half: 5-12 41.7% Game: 10-23 43.5%
FT % 1st Half: 1-4 25.0% 2nd half: 6-9 66.7% Game: 7-13 53.8%

Officials: Pat Adams, Will Howard, Peter Juzenas
Technical fouls: Minnesota-None. Arkansas-None.
Attendance: 17583

Score by periods	1st	2nd	Total
Minnesota	42	37	79
Arkansas	50	45	95

Last FG - MINN 2nd-00:33, AR 2nd-00:47.
Largest lead - MINN None, AR by 19 2nd-07:59.
MINN led for 00:00. AR led for 39:19. Game was tied for 00:41.

	Points	In	Off	2nd	Fast	Bench
MINN	38	12	12	12	13	13
AR	46	17	15	11	29	29

Score tied - 0 times.
Lead changed - 0 times.

GAME 10

Arkansas vs Troy Dec. 16, 2017 at 7 p.m. at North Little Rock, Ark. (Verizon Arena)

Troy 63 • 5-6

#	Player	Total		3-Ptr		Rebounds			PF	TP	A	TO	Blk	Stl	Min
		FG-FGA	FG-FGA	FT-FTA	Off	Def	Tot								
04	Jr, Juan Davis	f	3-11	2-7	1-2	0	6	6	3	9	0	2	1	0	36
30	Alex Hicks	f	6-12	0-2	4-4	5	5	10	3	16	0	0	1	1	31
00	Kevin Baker	g	0-9	0-5	1-4	0	2	2	2	1	2	4	0	1	23
03	Wesley Person	g	5-15	4-11	11-13	0	5	5	1	25	4	2	0	0	36
24	Shawn Hopkins	g	0-0	0-0	0-0	0	0	0	0	0	0	0	1	1	17
01	Javan Johnson	g	1-2	1-2	0-0	0	1	1	2	3	0	2	0	0	6
02	Darian Adams	g	0-2	0-1	0-0	1	2	3	0	0	0	0	0	1	21
05	Malik Burnett	g	1-1	1-1	0-0	0	0	0	0	3	0	0	0	0	2
11	Bj Miller	g	2-7	0-0	2-2	0	3	3	3	6	3	0	1	0	28
22	Whit Moreman	g	0-0	0-0	0-0	0	0	0	0	0	0	0	0	0	0+
Team							3	2	5						
Totals			18-59	8-29	19-25	9	26	35	14	63	9	10	4	4	200

FG % 1st Half: 9-32 28.1% 2nd half: 9-27 33.3% Game: 18-59 30.5% Deadball Rebounds 3
3FG % 1st Half: 5-18 27.8% 2nd half: 3-11 27.3% Game: 8-29 27.6%
FT % 1st Half: 2-4 50.0% 2nd half: 17-21 81.0% Game: 19-25 76.0%

Arkansas 88 • 8-2

#	Player	Total		3-Ptr		Rebounds			PF	TP	A	TO	Blk	Stl	Min
		FG-FGA	FG-FGA	FT-FTA	Off	Def	Tot								
10	Daniel Gafford	f	4-6	0-0	2-6	1	5	6	4	10	1	0	3	0	24
13	Dustin Thomas	f	1-1	0-0	0-0	2	3	5	2	2	0	0	0	0	17
00	Jaylen Barford	g	2-11	1-5	2-4	1	6	7	1	7	5	0	0	1	30
04	Daryl Macon	g	8-14	5-9	4-4	0	3	3	2	25	5	0	0	3	30
31	Anton Beard	g	5-10	1-5	0-0	0	2	2	2	11	2	2	0	1	28
01	Trey Thompson	g	3-3	0-0	2-2	1	2	3	2	8	1	2	2	1	14
02	Adrio Bailey	g	5-8	0-0	0-0	3	3	6	3	10	2	1	1	0	16
05	Arlando Cook	g	0-1	0-0	0-0	0	3	3	0	0	1	0	0	0	9
15	Jonathan Holmes	g	1-2	1-1	0-0	0	0	0	0	3	0	0	0	0	1
20	Darius Hall	g	2-2	0-0	0-0	0	2	2	4	4	0	0	1	0	12
22	Gabe Osabuohien	g	1-1	0-0	0-1	0	2	2	0	2	1	0	0	0	2
23	C.J. Jones	g	2-5	0-3	2-2	0	2	2	0	6	1	1	1	1	17
Team							0	1	1						
Totals			34-64	8-23	12-19	8	34	42	20	88	19	6	8	7	200

FG % 1st Half: 18-29 62.1% 2nd half: 16-35 45.7% Game: 34-64 53.1% Deadball Rebounds 3,1
3FG % 1st Half: 5-12 41.7% 2nd half: 3-11 27.3% Game: 8-23 34.8%
FT % 1st Half: 4-6 66.7% 2nd half: 8-13 61.5% Game: 12-19 63.2%

Officials: Karl Hess, Peter Juzenas, Glenn Tullt
Technical fouls: Troy-Kevin Baker. Arkansas-None.
Attendance: 16416

Score by periods	1st	2nd	Total
Troy	25	38	63
Arkansas	45	43	88

Last FG - TROY 2nd-00:26, AR 2nd-00:05.
Largest lead - TROY by 6 1st-18:47, AR by 25 2nd-01:43.
TROY led for 04:10. AR led for 35:38. Game was tied for 00:12.

	Points	In	Off	2nd	Fast	Bench
TROY	16	7	9	2	12	12
AR	50	17	12	19	33	33

Score tied - 0 times.
Lead changed - 1 time.

GAME 11

Arkansas vs Oral Roberts Dec. 19, 2017 at 7 p.m. at Fayetteville, Ark. (Bud Walton Arena)

Oral Roberts 69 • 4-10

#	Player	Total		3-Ptr		Rebounds			PF	TP	A	TO	Blk	Stl	Min
		FG-FGA	FG-FGA	FT-FTA	Off	Def	Tot								
23	Emmanuel Nzekwesi	r	10-13	2-5	0-0	0	2	2	3	22	2	5	1	2	34
25	Javan White	r	2-5	0-0	0-0	6	10	16	1	4	3	3	0	0	32
52	Chris Miller	r	4-5	0-0	2-4	3	1	4	3	10	0	2	0	0	15
10	Sam Kearns	g	1-7	1-6	0-0	0	1	1	1	3	4	3	0	0	25
24	R.J. Fuqua	g	7-15	4-8	1-1	0	3	3	2	19	3	3	0	1	35
03	Jontray Harris	g	1-4	0-2	0-0	0	2	2	0	2	2	3	0	0	22
20	Spencer Sutton	g	1-2	1-2	0-0	0	0	0	4	3	2	4	0	0	12
33	Emir Ahmedic	g	0-0	0-0	0-0	0	1	1	0	0	0	1	1	0	4
44	Albert Owens	g	3-4	0-0	0-2	1	3	4	0	6	2	2	0	1	21
Team							1	0	1						
Totals			29-55	8-23	3-7	11	23	34	14	69	18	27	2	4	200

FG % 1st Half: 10-24 41.7% 2nd half: 19-31 61.3% Game: 29-55 52.7% Deadball Rebounds 2
3FG % 1st Half: 3-11 27.3% 2nd half: 5-12 41.7% Game: 8-23 34.8%
FT % 1st Half: 0-2 0.0% 2nd half: 3-5 60.0% Game: 3-7 42.9%

Arkansas 104 • 9-2

#	Player		Total		3-Ptr		Rebounds				PF	TP	A	TO	Blk	Stl	Min
			FG-FGA	FG-FGA	FT-FTA	Off	Def	Tot									
10	Daniel Gafford	f	5-7	0-0	2-3	2	2	4	1	12	4	1	2	0		22	
13	Dustin Thomas	f	2-6	0-0	0-2	0	1	1	2	4	3	0	0	0		19	
00	Jaylen Barford	g	8-9	2-2	0-1	1	2	3	0	18	4	1	0	5		24	
04	Daryl Macon	g	4-10	4-9	2-2	0	3	3	1	14	3	0	1	1		27	
31	Anton Beard	g	5-8	2-3	2-4	3	1	4	3	14	4	1	0	2		29	
01	Trey Thompson		1-3	0-0	0-0	1	2	3	1	2	1	1	0	1		13	
02	Adrio Bailey		3-3	0-0	0-1	0	1	1	0	6	2	1	2	2		12	
05	Arlando Cook		3-5	0-0	0-0	0	1	1	0	6	1	1	0	1		13	
14	JT Plummer		0-0	0-0	0-0	0	0	0	0	0	0	0	0	0		0+	
15	Jonathan Holmes		1-2	0-1	0-0	0	0	0	0	2	0	0	0	0		2	
20	Dariusous Hall		4-6	1-2	2-2	2	1	3	2	11	3	2	2	0		15	
22	Gabe Osabuohien		0-0	0-0	0-0	0	0	0	0	0	0	0	0	0		5	
23	C.J. Jones		5-10	5-8	0-0	0	2	2	2	15	2	1	2	0		19	
	Team					0	0	0									
Totals			41-69	14-25	8-15	9	16	25	12	104	27	9	7	14		200	

GAME 13

Arkansas vs No. 19 Tennessee
Dec. 30, 2017 at 12:00 p.m. at Fayetteville, Ark. (Bud Walton Arena)

Tennessee 93 • 9-3, 0-1 SEC

#	Player		Total			3-Ptr			Rebounds			PF	TP	A	TO	Blk	Stl	Min
			FG-FGA	FG-FGA	FT-FTA	Off	Def	Tot										
02	Grant Williams	f	5-13	0-1	2-4	3	3	6	5	12	1	2	2	1	0	34		
05	Admiral Schofield	f	4-10	4-6	4-4	0	7	7	5	16	1	2	0	0	27			
11	Kyle Alexander	f	2-2	0-0	0-0	2	4	6	5	4	0	1	1	0	22			
00	Jordan Bone	g	7-16	2-3	5-6	0	6	6	1	21	5	1	0	1	38			
23	Jordan Bowden	g	3-5	0-0	1-3	1	1	2	5	7	2	2	0	0	22			
01	Lamonte Turner		4-9	2-6	0-0	0	2	2	2	10	2	1	0	0	21			
03	James Daniel		5-10	3-7	4-5	0	2	2	2	17	4	2	0	2	35			
10	John Fulkerson		0-1	0-0	0-0	1	1	2	1	0	1	0	0	0	11			
15	Derrick Walker		1-1	0-0	0-0	1	2	3	0	2	1	1	0	0	6			
32	Chris Darrington		1-4	0-2	2-4	0	1	1	1	4	0	1	0	1	9			
Team						3	1	4										
Totals			32-71	11-25	18-26	11	30	41	27	93	17	14	3	5	225			

FG % 1st Half: 14-30 46.7% 2nd half: 11-29 37.9% OT: 7-12 58.3% Game: 32-71 45.1% Deadball Rebounds 7,1
3FG % 1st Half: 6-11 54.5% 2nd half: 2-9 22.2% OT: 3-5 60.0% Game: 11-25 44.0%
FT % 1st Half: 4-8 50.0% 2nd half: 11-15 73.3% OT: 3-3 100.0% Game: 18-26 69.2%

Arkansas 95 • 11-2, 1-0 SEC

#	Player	Total			Rebounds					PF	TP	A	TO	Blk	Stl	Min
		FG-FGA	3-Ptr FGA-FGA	FT-FTA	Off	Def	Tot									
10	Daniel Gafford	f	6-8	0-0	3-9	3	5	8	4	15	0	1	5	0	0	33
13	Dustin Thomas	f	2-3	0-0	0-1	1	6	7	5	4	1	1	0	0	0	27
00	Jaylen Barford	g	10-18	1-5	7-8	1	4	5	3	28	4	0	0	2	35	
04	Daryl Macon	g	10-18	5-9	8-8	0	3	3	1	33	3	3	0	0	0	41
31	Anton Beard	g	3-7	2-3	2-3	0	4	4	5	10	1	2	0	1	42	
01	Trey Thompson		1-1	0-0	0-0	0	1	1	0	2	0	2	0	0	0	13
02	Adrio Bailey		0-0	0-0	0-0	0	0	0	0	0	0	0	1	0	5	5
05	Arlando Cook		0-0	0-0	1-2	0	2	2	1	1	0	0	0	0	0	13
20	Darius Hall		0-0	0-0	0-0	0	0	0	0	0	0	3	0	1	3	3
23	C.J. Jones		1-6	0-3	0-2	1	2	3	1	2	0	0	1	0	0	13
Team						0	1	1								
Totals			33-61	8-20	21-33	6	28	34	20	95	9	12	7	4	225	

FG % 1st Half: 13-30 43.3% 2nd half: 14-25 56.0% OT: 6-6 100.0% Game: 33-61 54.1% Deadball Rebounds 3,1
3FG % 1st Half: 4-11 36.4% 2nd half: 2-7 28.6% OT: 2-2 100.0% Game: 8-20 40.0%
FT % 1st Half: 1-4 25.0% 2nd half: 12-17 70.6% OT: 8-12 66.7% Game: 21-33 63.6%

Officials: Doug Shows, Patrick Evans, Will Howard
Technical fouls: Tennessee-None. Arkansas-None.
Attendance: 18696
Fouled out: Arkansas #13, Thomas (3:53 2H); #31, Beard (0:01.5 OT)
Tennessee #2, Williams (2:10 2H); #5, Schofield (3:22 OT)
Tennessee #23, Bowden (0:22 OT); #11, Alexander (0:13.8 OT)

Score by periods	1st	2nd	OT	Total
Tennessee	38	35	20	93
Arkansas	31	42	22	95

Last FG - UT OT-00:08, AR OT-00:47.
Largest lead - UT by 10 1st-01:11, AR by 11 OT-00:47.
UT led for 38:23. AR led for 04:05. Game was tied for 02:32.

Score tied - 3 times.
Lead changed - 5 times.

GAME 15

No. 22 Arkansas at Auburn
Jan. 6, 2018 at 5:00 p.m. at Auburn, Ala. (Auburn Arena)

Arkansas 77 • 11-4, 1-2

#	Player	Total			3-Ptr	Rebounds			PF	TP	A	TO	Blk	Stl	Min
		FG-FGA	FG-FGA	FT-FTA		Off	Def	Tot							
10	Daniel Gafford	f	3-7	0-0	2-5	2	2	4	4	8	0	0	1	0	17
13	Dustin Thomas	f	1-1	0-0	2-3	0	2	2	0	4	1	3	0	0	12
00	Jaylen Barford	g	8-14	3-7	2-3	1	2	3	4	21	3	3	0	1	33
04	Daryl Macon	g	3-11	0-5	4-4	0	2	2	0	10	2	1	0	3	38
31	Anton Beard	g	5-12	1-5	0-0	0	1	1	4	11	1	1	0	0	26
01	Trey Thompson		3-4	0-0	2-2	1	5	6	3	8	2	1	0	1	23
02	Adrio Bailey		1-4	0-0	0-0	1	2	3	1	2	1	1	1	0	17
05	Arlando Cook		2-3	0-0	0-0	2	3	5	0	4	1	0	2	0	10
20	Darius Hall		3-3	0-0	1-2	1	5	6	1	7	0	1	0	0	21
23	C.J. Jones		1-3	0-2	0-0	1	0	1	0	2	2	0	0	0	3
Team						0	2	2							
Totals			30-62	4-19	13-19	9	26	35	17	77	13	11	4	6	200

FG % 1st Half: 13-31 41.9% 2nd half: 17-31 54.8% Game: 30-62 48.4% Deadball Rebounds 3,2
3FG % 1st Half: 1-9 11.1% 2nd half: 3-10 30.0% Game: 4-19 21.1%
FT % 1st Half: 3-6 50.0% 2nd half: 10-13 76.9% Game: 13-19 68.4%

Auburn 88 • 14-1, 2-0

#	Player		Total			3-Ptr	Rebounds				PF	TP	A	TO	Blk	Stl	Min
			FG-FGA	FG-FGA	FT-FTA	Off	Def	Tot									
13	Desean Murray	f	5-8	0-0	5-6	2	6	8	2	15	2	2	1	2		26	
24	Anfernee Mclemore	f	2-5	1-2	0-0	0	1	1	4	5	0	0	1	1		15	
01	Jared Harper	g	3-9	1-3	7-9	0	1	1	1	14	8	2	0	2		29	
02	Bryce Brown	g	4-9	3-6	2-2	0	0	0	3	13	1	0	0	0		30	
05	Mustapha Heron	g	7-14	3-4	0-1	2	4	6	1	17	0	1	0	0		28	
00	Horace Spencer		0-0	0-0	1-2	0	2	2	4	1	0	0	1	1		19	
04	Chuma Okeke		4-8	2-4	0-0	1	5	6	0	10	1	2	0	0		19	
10	Davion Mitchell		3-3	0-0	0-0	0	1	1	0	6	3	2	0	0		23	
14	Malik Dunbar		2-2	1-1	2-2	0	3	3	1	7	0	0	0	1		11	
Team						0	2	2									
Totals			30-58	11-20	17-22	5	25	30	16	88	15	9	3	7		200	

FG % 1st Half: 19-35 54.3% 2nd half: 11-23 47.8% Game: 30-58 51.7% Deadball Rebounds 0,1
3FG % 1st Half: 7-13 53.8% 2nd half: 4-7 57.1% Game: 11-20 55.0%
FT % 1st Half: 2-5 40.0% 2nd half: 15-17 88.2% Game: 17-22 77.3%

Officials: Doug Shows, Patrick Evans, Tim Gattis
Technical fouls: Arkansas-Daryl Macon. Auburn-None.
Attendance: 8950

Score by periods	1st	2nd	Total
Arkansas	30	47	77
Auburn	47	41	88

Last FG - AR 2nd-00:24, AU 2nd-00:59.
Largest lead - AR None, AU by 21 2nd-11:24.
AR led for 00:00. AU led for 39:43. Game was tied for 00:16.

Score tied - 0 times.
Lead changed - 0 times.

GAME 14

No. 22 Arkansas at Mississippi State
Jan. 2, 2018 at 8:00 p.m. at Starkville, Miss. (Humphrey Coliseum)

Arkansas 75 • 11-3, 1-1

#	Player		Total		3-Ptr	Rebounds			PF	TP	A	TO	Blk	Stl	Min	
			FG-FGA	FG-FGA	FT-FTA	Off	Def	Tot								
10	Daniel Gafford	f	8-11	0-0	1-3	1	4	5	3	17	2	3	1	0	32	
13	Dustin Thomas	f	0-2	0-0	0-0	1	4	5	2	0	4	1	0	0	18	
00	Jaylen Barford	g	4-15	0-6	3-4	3	4	7	4	11	5	2	0	0	38	
04	Daryl Macon	g	9-12	5-7	1-3	2	3	5	2	24	2	2	0	0	37	
31	Anton Beard	g	4-7	1-2	0-0	0	1	1	2	9	3	2	0	2	29	
01	Trey Thompson	g	0-1	0-0	0-0	0	4	4	3	0	1	2	2	0	8	
02	Adrio Bailey	g	5-7	0-0	0-2	2	4	6	5	10	0	0	0	1	18	
05	Arlando Cook	g	1-3	0-0	0-0	0	0	0	2	2	0	0	0	0	4	
20	Darius Hall	g	1-2	0-0	0-0	1	2	3	1	2	0	0	0	0	6	
23	C.J. Jones	g	0-2	0-0	0-0	0	1	1	2	0	0	1	0	0	10	
Team						2	0	2								
Totals				32-62	6-15	5-12	12	27	39	26	75	17	13	3	3	200

FG % 1st Half: 12-31 38.7% 2nd half: 20-31 64.5% Game: 32-62 51.6% Deadball Rebounds 3
3FG % 1st Half: 2-7 28.6% 2nd half: 4-8 50.0% Game: 6-15 40.0%
FT % 1st Half: 2-4 50.0% 2nd half: 3-8 37.5% Game: 5-12 41.7%

Mississippi State 78 • 13-1, 1-0

#	Player		Total			Rebounds			PF	TP	A	TO	Blk	Stl	Min
			FG-FGA	FG-FGA	FT-FTA	Off	Def	Tot							
24	Abdul Ado	f	3-3	0-0	2-9	5	4	9	2	8	0	1	4	1	34
35	Aric Holman	f	1-8	0-4	2-2	2	3	5	2	4	0	1	0	0	20
00	Nick Weatherspoon	g	7-10	1-3	7-10	0	4	4	1	22	2	0	2	2	33
11	Q Weatherspoon	g	7-13	2-4	6-8	5	2	7	4	22	2	2	1	3	33
23	Tyson Carter	g	2-7	1-5	2-3	1	3	4	0	7	1	0	0	0	21
01	Lamar Peters		4-9	0-3	1-2	0	2	2	1	9	3	1	0	1	23
02	Eli Wright		0-4	0-0	0-0	0	0	0	0	0	0	0	0	0	10
03	Xavian Stapleton		1-4	0-2	4-6	1	3	4	1	6	1	1	0	1	20
45	E.J. Datcher		0-1	0-0	0-0	1	0	1	0	0	0	0	1	0	6
	Team					2	1	3				1			
Totals			25-59	4-21	24-40	17	22	39	11	78	9	7	8	8	200

GAME 17

Arkansas vs Missouri Jan. 13, 2018 at 5:00 p.m. at Fayetteville, Ark. (Bud Walton Arena)

Missouri 63 • 12-5, 2-2 SEC

#	Player		Total		3-Ptr	Rebounds				PF	TP	A TO Blk Stl				Min
			FG-FGA	FG-FGA	FT-FTA	Off	Def	Tot	A			TO	Blk	Stl		
11	Jontay Porter	f	1-4	1-3	2-4	1	2	3	5	5	2	3	1	1	24	
21	Jordan Barnett	f	5-11	2-6	0-0	3	7	10	2	12	3	2	0	0	33	
23	Jeremiah Tilmon	f	2-6	0-0	0-2	2	2	4	5	4	0	3	0	0	18	
03	Kassius Robertson	g	9-15	6-11	2-2	1	7	8	1	26	1	2	0	3	39	
15	Jordan Geist	g	3-7	1-4	0-0	0	1	1	0	7	3	2	0	1	31	
01	Terrence Phillips	g	0-1	0-1	0-0	0	0	0	4	0	3	1	0	0	15	
14	Reed Nikko	g	0-0	0-0	0-0	1	0	1	0	0	0	0	0	0	7	
24	Kevin Puryear	g	0-2	0-0	6-6	0	1	1	3	6	0	2	0	0	19	
33	Cullen Vanleer	g	1-4	1-4	0-0	0	0	0	2	3	1	1	0	0	14	
Team						2	2	4								
Totals			21-50	11-29	10-14	10	22	32	22	63	13	16	1	5	200	

FG % 1st Half: 10-29 34.5% 2nd half: 11-21 52.4% Game: 21-50 42.0% Deadball Rebounds 1,1
3FG % 1st Half: 6-18 33.3% 2nd half: 5-11 45.5% Game: 11-29 37.9%
FT % 1st Half: 2-3 66.7% 2nd half: 8-11 72.7% Game: 10-14 71.4%

Arkansas 65 • 12-5, 2-3 SEC

#	Player		Total		3-Ptr	Rebounds			PF	TP	A			To	Blk	Stl	Min
			FG-FG	FG-FGA		FT-FTA	Off	Def			Tot	A	To				
10	Daniel Gafford	f	6-11	0-0	3-4	4	2	6	3	15	0	1	1	0	0	25	
13	Dustin Thomas	f	1-2	0-0	3-6	1	2	3	4	5	0	0	0	2	20		
20	Darius Hall	f	4-4	0-0	2-4	1	4	5	0	10	1	0	0	2	21		
00	Jaylen Barford	g	5-11	2-4	1-2	3	1	4	2	13	0	6	0	0	31		
31	Anton Beard	g	4-9	2-5	1-2	0	2	2	3	11	1	2	0	0	31		
01	Trey Thompson		1-2	0-0	1-2	1	1	2	2	3	2	1	0	1	17		
02	Adrio Bailey		0-1	0-0	0-0	0	1	1	1	0	0	0	0	0	4		
04	Daryl Macon		2-7	1-4	3-5	0	6	6	4	8	8	3	0	1	26		
05	Arlando Cook		0-0	0-0	0-0	0	1	1	1	0	1	0	0	1	13		
23	C.J. Jones		0-3	0-0	0-0	0	0	0	0	0	0	0	0	0	12		
	Team					1	1	2									
Totals			23-50	5-13	14-25	11	21	32	20	65	13	13	1	7	200		

FG % 1st Half: 12-23 52.2% 2nd half: 11-27 40.7% Game: 23-50 46.0% Deadball Rebounds 4,1
3FG % 1st Half: 2-6 33.3% 2nd half: 3-7 42.9% Game: 5-13 38.5%
FT % 1st Half: 9-17 52.9% 2nd half: 5-8 62.5% Game: 14-25 56.0%

Officials: Tony Henderson, Chuck Jones, Brian Shay
Technical fouls: Missouri-None. Arkansas-None.
Attendance: 18297
Fouled out: Missouri #11, J.Porter (1:37 2H); #23, Tilmon (0:57.9 2H)

Score by periods	1st	2nd	Total
Missouri	28	35	63
Arkansas	35	30	65

Last FG - MIZ 2nd-04:43, AR 2nd-00:57.
Largest lead - MIZ by 6 2nd-04:43, AR by 18 1st-06:11.
MIZ led for 08:21. AR led for 27:21. Game was tied for 04:18.

Points	In Paint	Off T/O	2nd Chance	Fast Break	Bench
MIZ	14	19	13	7	9
AR	34	14	7	14	11

Score tied - 4 times.
Lead changed - 3 times.

GAME 19

Arkansas vs Ole Miss Jan. 20, 2018 at 2:30 p.m. at Fayetteville, Ark. (Bud Walton Arena)

Ole Miss 93 • 10-9, 3-4 SEC

#	Player		Total		3-Ptr	Rebounds			PF	TP	A To Blk Stl				Min
			FG-FGA	FG-FGA	FT-FTA	Off	Def	Tot			A	To	Blk	Stl	
02	Marcanvis Hymon	f	2-2	0-0	1-2	3	5	8	2	5	1	5	0	0	21
12	Bruce Stevens	f	5-9	1-3	4-4	3	1	4	5	15	3	2	0	0	26
01	Deandre Burnett	g	3-12	2-6	7-8	1	1	2	2	15	2	3	0	0	28
03	Terence Davis	g	10-15	5-8	5-6	1	4	5	4	30	0	0	1	1	34
04	Brelin Tyree	g	5-8	3-6	3-5	0	1	1	3	16	5	0	0	0	25
00	Devontae Shuler	g	1-4	0-3	2-2	0	1	1	4	4	3	2	0	2	17
05	Markel Crawford	g	1-6	0-2	0-0	0	2	2	0	2	3	0	0	3	29
13	Dominik Olejniczak	g	2-3	0-0	2-2	2	2	4	3	6	0	0	1	0	11
50	Justas Furmanavicius	g	0-1	0-1	0-0	0	0	0	1	0	0	1	1	1	9
	Team					2	1	3							
Totals			29-60	11-29	24-29	12	18	30	24	93	17	13	3	7	200

FG % 1st Half: 13-28 46.4% 2nd half: 16-32 50.0% Game: 29-60 48.3% Deadball Rebounds 2,1
3FG % 1st Half: 8-13 61.5% 2nd half: 7-17 41.2% Game: 11-29 37.9%
FT % 1st Half: 8-10 80.0% 2nd half: 16-19 84.2% Game: 24-29 82.8%

Arkansas 97 • 13-6, 3-4 SEC

#	Player		Total			3-Ptr		Rebounds			PF	TP	A				Min
			FG-FGA	FG-FGA	FT-FTA	Off	Def	Tot	TO	Blk			Stl				
02	Adrio Bailey	f	1-1	0-0	0-2	0	0	0	4	2	2	0	1	1	23		
10	Daniel Gafford	f	6-11	0-0	3-4	3	6	9	4	15	0	2	3	3	28		
20	Darius Hall	f	1-2	1-1	8-8	2	1	3	4	11	0	2	0	0	13		
00	Jaylen Barford	g	8-11	3-4	4-7	1	4	5	3	23	4	3	0	3	34		
31	Anton Beard	g	2-8	1-4	2-2	0	2	2	2	7	5	1	0	2	30		
01	Trey Thompson	g	1-1	0-0	0-0	0	4	4	2	2	0	0	0	0	12		
04	Daryl Macon	g	3-8	3-8	11-12	0	0	0	2	20	6	2	0	0	29		
05	Arlando Cook	g	3-4	0-0	0-0	1	2	3	0	6	1	1	0	0	16		
23	C.J. Jones	g	4-7	3-5	0-0	0	2	2	0	11	0	2	0	0	15		
	Team					1	0	1				1					
Totals			29-53	11-22	28-35	8	21	29	21	97	18	14	4	9	200		

FG % 1st Half: 16-27 59.3% 2nd half: 13-26 50.0% Game: 29-53 54.7% Deadball Rebounds 4,1
3FG % 1st Half: 8-13 61.5% 2nd half: 3-9 33.3% Game: 11-22 50.0%
FT % 1st Half: 10-13 76.9% 2nd half: 18-22 81.8% Game: 28-35 80.0%

Officials: Doug Shows, Garrick Shannon, Steven Anderson
Technical fouls: Ole Miss-Brelin Tyree. Arkansas-None.
Attendance: 18030
Fouled Out: Ole Miss, #12, Stevens (2:05, 2H)

Score by periods	1st	2nd	Total
Ole Miss	38	55	93
Arkansas	50	47	97

Last FG - OM 2nd-00:12, AR 2nd-04:04.
Largest lead - OM by 2 1st-14:42, AR by 16 1st-01:58.
OM led for 00:21. AR led for 39:09. Game was tied for 00:30.

Points	In Paint	Off T/O	2nd Chance	Fast Break	Bench
OM	32	18	22	8	12
AR	30	21	11	8	39

Score tied - 1 time.
Lead changed - 2 times.

GAME 18

Arkansas at Florida Jan. 17, 2018 at 6:00 p.m. at Gainesville, Fla. (Exactech Arena)

Arkansas 73 • 12-6, 2-4 SEC

#	Player		Total		3-Ptr	Rebounds			PF	TP	A	TO	Blk	Stl	Min
			FG-FGA	FG-FGA	FT-FTA	Off	Def	Tot							
10	Daniel Gafford	f	6-12	0-0	2-5	5	6	11	2	14	0	0	1	0	25
13	Dustin Thomas	f	1-2	1-1	1-2	1	3	4	2	4	2	0	0	1	28
00	Jaylen Barford	g	10-15	5-6	3-4	1	3	4	3	28	0	3	0	1	32
04	Daryl Macon	g	6-15	1-5	0-0	0	6	6	3	13	5	4	0	0	36
31	Anton Beard	g	1-6	0-1	0-0	1	0	1	1	2	3	0	0	0	13
01	Trey Thompson	g	1-1	0-0	0-0	1	0	1	1	2	0	0	0	0	6
02	Adrio Bailey		0-1	0-0	0-0	0	1	1	1	0	0	1	1	1	8
05	Arlando Cook		0-2	0-0	0-2	0	0	0	1	0	0	0	0	0	13
20	Darius Hall		2-6	0-1	0-2	0	2	2	4	4	0	0	0	0	18
23	C.J. Jones		2-6	2-5	0-0	0	0	0	1	6	0	0	0	0	21
	Team					5	1	6							
	Totals		29-66	9-19	6-15	14	22	36	19	73	10	8	2	3	200

FG % 1st Half: 13-31 41.9% 2nd half: 16-35 45.7% Game: 29-66 43.9% Deadball Rebounds 2
3FG % 1st Half: 5-10 50.0% 2nd half: 4-9 44.4% Game: 9-19 47.4%
FT % 1st Half: 2-8 25.0% 2nd half: 4-7 57.1% Game: 6-15 40.0%

Florida 88 • 13-5, 5-1 SEC

#	Player	Total		3-Ptr	Rebounds			PF	TP	A TO Blk Stl				Min	
		FG-FGA	FG-FGA	FT-FTA	Off	Def	Tot								
13	Kevarrius Hayes	f	3-4	0-0	1-2	4	2	6	2	7	0	3	3	0	26
25	Keith Stone	f	2-6	0-1	3-5	0	3	3	2	7	0	0	0	0	19
04	Egor Koulechov	g	4-10	2-6	2-2	2	6	8	3	12	2	1	0	0	35
05	KeVaughn Allen	g	8-12	6-7	6-6	1	3	4	0	28	1	2	2	0	34
11	Chris Chiozza	g	2-7	1-2	2-2	0	2	2	4	7	9	1	0	3	26
00	Mike Okauru	g	2-5	0-1	0-0	1	0	1	0	4	0	0	0	0	13
03	Jalen Hudson	g	6-11	4-7	5-5	0	9	9	0	21	1	1	1	1	26
21	Dontay Bassett	g	0-1	0-0	0-0	0	0	0	4	0	1	0	0	0	7
24	Deaundrae Ballard	g	1-2	0-1	0-0	1	3	4	1	2	0	1	0	0	14
Team						1	2	3							
Totals			28-58	13-25	19-22	10	30	40	16	88	14	9	6	4	200

FG % 1st Half: 15-27 55.6% 2nd half: 13-31 41.9% Game: 28-58 48.3% Deadball Rebounds 1
3FG % 1st Half: 7-12 58.3% 2nd half: 6-13 46.2% Game: 9-25 52.0%
FT % 1st Half: 11-12 91.7% 2nd half: 8-10 80.0% Game: 19-22 86.4%

Officials: Joe Lindsay, Olandis Poole, Keith Kimble
Technical fouls: Arkansas-None. Florida-None.
Attendance: 9929

Score by periods	1st	2nd	Total
Arkansas	33	40	73
Florida	48	40	88

Points	In Paint	Off T/O	2nd Chance	Fast Break	Bench
AR	36	11	14	4	12
UF	26	17	10	14	27

Last FG - AR 2nd-00:39, UF 2nd-00:49.
Largest lead - AR by 2 1st-15:24, UF by 21 2nd-04:01.
AR led for 00:58. UF led for 36:49. Game was tied for 02:13.

Score tied - 3 times.
Lead changed - 4 times.

GAME 21

Arkansas vs Oklahoma State Jan. 27, 2018 at 5 p.m. at Fayetteville, Ark. (Bud Walton Arena)

Oklahoma State 65 • 13-8

#	Player	Total		3-Ptr	Rebounds			PF	TP	A	TO	Blk	Stl	Min
		FG-FGA	FG-FGA		Off	Def	Tot							
41	Mitchell Solomon	f	2-4	0-0	6-6	3	3	6	3	10	1	3	1	29
35	Yankuba Sima	c	2-2	0-0	1-2	1	1	2	3	5	1	2	1	0
00	Brandon Averette	g	4-11	1-3	1-3	0	4	4	1	10	4	4	0	36
21	Lindy Waters	g	4-8	3-7	6-7	1	6	7	3	17	1	5	0	34
30	Jeffrey Carroll	g	2-10	2-5	2-2	1	5	6	3	8	1	0	0	30
04	Thomas Dziagwa	g	1-9	1-8	0-0	0	0	0	0	3	0	1	0	16
12	Cameron McGriff	g	3-5	0-1	2-2	4	6	10	1	8	3	1	0	22
14	Lucas N'Guessan	g	1-2	0-0	0-1	1	0	1	2	2	0	0	0	11
33	Trey Reeves	g	1-1	0-0	0-0	0	0	0	0	2	0	0	0	3
Team					2	1	3							
Totals			20-52	7-24	18-23	13	26	39	16	65	11	16	2	200

FG % 1st Half: 15-30 50.0% 2nd half: 5-22 22.7% Game: 20-52 38.5% Deadball Rebounds 3.1
3FG % 1st Half: 6-16 37.5% 2nd half: 1-8 12.5% Game: 7-24 29.2%
FT % 1st Half: 4-6 66.7% 2nd half: 14-17 82.4% Game: 18-23 78.3%

Arkansas 66 • 15-6

#	Player	Total		3-Ptr	Rebounds			PF	TP	A	TO	Blk	Stl	Min
		FG-FGA	FG-FGA		Off	Def	Tot							
02	Adrio Bailey	f	0-0	0-0	0-0	0	1	1	0	0	0	1	0	3
10	Daniel Gafford	f	3-7	0-0	0-2	2	2	4	4	6	0	1	1	14
20	Darius Hall	f	1-2	0-0	0-2	1	1	2	1	2	0	1	1	14
00	Jaylen Barford	g	2-11	2-6	0-1	0	0	0	3	6	3	1	1	28
31	Anton Beard	g	2-11	0-6	0-1	0	4	4	2	4	6	0	1	0
01	Trey Thompson	g	3-6	0-0	1-2	3	3	6	3	7	0	0	2	26
04	Daryl Macon	g	7-13	4-7	4-4	1	1	2	1	22	2	1	0	32
05	Arlando Cook	g	2-3	0-0	0-0	2	1	3	1	4	0	0	0	12
13	Dustin Thomas	g	2-5	0-0	5-6	3	7	10	2	9	3	3	1	25
23	C.J. Jones	g	2-3	2-3	0-0	0	0	0	2	6	0	0	0	10
Team					2	0	2							
Totals			24-61	8-22	10-18	14	20	34	19	66	14	9	7	200

FG % 1st Half: 13-31 41.9% 2nd half: 11-30 36.7% Game: 24-61 39.3% Deadball Rebounds 4.1
3FG % 1st Half: 5-10 50.0% 2nd half: 3-12 25.0% Game: 8-22 36.4%
FT % 1st Half: 1-4 25.0% 2nd half: 9-14 64.3% Game: 10-18 55.6%

Officials: Pat Adams, Ron Groover, Lee Cassell
Technical fouls: Oklahoma State-None. Arkansas-Jaylen Barford.
Attendance: 18057

Score by periods	1st	2nd	Total
Oklahoma State	40	25	65
Arkansas	32	34	66

Last FG - OSU 2nd-07:34, AR 2nd-00:16.
Largest lead - OSU by 13 1st-11:40, AR by 3 2nd-02:06.
OSU led for 32:30. AR led for 06:38. Game was tied for 00:52.

Score tied - 5 times.
Lead changed - 13 times.

GAME 23

Arkansas vs LSU Feb. 3, 2018 at 2:30 p.m. at Baton Rouge, La. (Pete Maravich Assembly Center)

Arkansas 86 • 15-8 (4-6)

#	Player	Total		3-Ptr	Rebounds			PF	TP	A	TO	Blk	Stl	Min
		FG-FGA	FG-FGA		Off	Def	Tot							
10	Daniel Gafford	f	4-7	0-0	2-6	3	1	4	4	10	0	2	1	21
13	Dustin Thomas	f	3-7	0-0	0-0	2	1	3	2	6	0	2	0	20
00	Jaylen Barford	g	7-12	1-2	0-0	1	3	4	2	15	2	2	0	32
04	Daryl Macon	g	7-12	2-4	6-6	0	2	2	4	22	5	2	0	34
31	Anton Beard	g	3-4	0-1	5-5	0	4	4	4	11	3	2	0	30
01	Trey Thompson	g	5-6	0-0	1-1	0	4	4	1	11	1	0	1	19
02	Adrio Bailey	g	2-4	0-0	1-2	3	0	3	2	5	0	0	1	15
05	Arlando Cook	g	2-4	0-0	0-0	0	0	0	0	4	0	0	0	15
20	Darius Hall	g	0-1	0-0	2-4	1	3	4	0	2	0	0	0	17
23	C.J. Jones	g	0-3	0-1	0-0	0	0	0	0	0	1	0	0	7
Team					2	0	2							
Totals			33-60	3-8	17-24	12	18	30	19	86	12	11	2	200

FG % 1st Half: 16-35 45.7% 2nd half: 17-25 68.0% Game: 33-60 55.0% Deadball Rebounds 5.1
3FG % 1st Half: 1-5 20.0% 2nd half: 2-3 66.7% Game: 3-8 37.5%
FT % 1st Half: 2-2 100.0 2nd half: 15-22 68.2% Game: 17-24 70.8%

LSU 94 • 13-9 (4-6)

#	Player	Total		3-Ptr	Rebounds			PF	TP	A	TO	Blk	Stl	Min
		FG-FGA	FG-FGA		Off	Def	Tot							
01	Duop Reath	f	2-6	1-3	0-0	1	4	5	4	5	1	2	1	19
21	Aaron Epps	f	6-9	2-4	2-2	4	1	5	4	16	1	1	2	32
03	Tremont Waters	g	7-14	4-9	9-10	0	2	2	2	27	11	4	0	36
04	Skylar Mays	g	5-7	3-4	2-2	0	0	0	0	15	3	1	2	34
14	Randy Onwuasor	g	0-0	0-0	0-0	0	0	0	0	2	0	0	0	6
00	Brandon Sampson	g	3-7	2-4	5-6	0	3	3	1	13	0	3	0	25
05	Daryl Edwards	g	4-7	3-6	3-3	1	2	3	4	14	0	0	0	20
44	Wayde Sims	g	2-5	0-0	0-0	1	5	6	2	4	1	1	2	28
Team					1	0	1							
Totals			29-55	15-30	21-23	8	17	25	19	94	17	12	7	200

FG % 1st Half: 16-31 51.6% 2nd half: 13-24 54.2% Game: 29-55 52.7% Deadball Rebounds 1
3FG % 1st Half: 8-18 44.4% 2nd half: 7-12 58.3% Game: 15-30 50.0%
FT % 1st Half: 3-3 100.0 2nd half: 18-20 90.0% Game: 21-23 91.3%

Officials: Tony Henderson, Glenn Tuitt, Rob Rorke
Technical fouls: Arkansas-None. LSU-None.
Attendance: 9272

Score by periods	1st	2nd	Total
Arkansas	35	51	86
LSU	43	51	94

Last FG - AR 2nd-00:10, LSU 2nd-01:15.
Largest lead - AR by 4 1st-18:36, LSU by 13 2nd-17:59.
AR led for 06:33. LSU led for 32:05. Game was tied for 01:22.

Score tied - 2 times.
Lead changed - 1 time.

GAME 22

Arkansas vs Texas A&M Jan. 30, 2018 at 8 p.m. at College Station, Texas (Reed Arena)

Arkansas 66 • 15-7, 4-5 SEC

#	Player	Total		3-Ptr	Rebounds			PF	TP	A	TO	Blk	Stl	Min
		FG-FGA	FG-FGA		Off	Def	Tot							
00	Jaylen Barford	*	7-16	3-7	2-2	3	2	5	4	19	4	4	0	28
05	Arlando Cook	*	0-3	0-0	0-0	0	1	1	0	0	0	0	0	13
10	Daniel Gafford	*	2-4	0-0	1-2	2	2	4	4	5	0	0	1	20
20	Darius Hall	*	6-6	1-1	0-2	0	7	7	2	13	1	4	1	35
31	Anton Beard	*	2-9	1-4	2-4	2	1	3	2	7	2	3	0	25
01	Trey Thompson	*	0-4	0-0	0-0	0	2	2	5	0	2	1	3	25
04	Daryl Macon	*	7-16	3-9	3-3	1	3	4	2	20	4	1	0	31
13	Dustin Thomas	*	1-2	0-0	0-0	0	3	3	3	2	0	0	2	18
22	Gabe Osabuohien	*	0-0	0-0	0-0	0	0	0	0	0	0	0	0	4
23	C.J. Jones	*	0-1	0-1	0-0	0	0	0	0	0	0	0	0	1
Team					0	1	1							
Totals			25-61	8-22	8-13	8	22	30	22	66	13	13	7	200

FG % 1st Half: 13-29 44.8% 2nd half: 12-32 37.5% Game: 25-61 41.0% Deadball Rebounds 4
3FG % 1st Half: 2-9 22.2% 2nd half: 6-13 46.2% Game: 8-22 36.4%
FT % 1st Half: 4-5 80.0% 2nd half: 4-8 50.0% Game: 8-13 61.5%

Texas A&M 80 • 14-8, 3-6 SEC

#	Player	Total		3-Ptr	Rebounds			PF	TP	A	TO	Blk	Stl	Min
		FG-FGA	FG-FGA		Off	Def	Tot							
01	DJ Hogg	*	3-7	3-6	2-2	0	1	1	1	11	4	3	0	32
02	TJ Starks	*	5-8	4-5	2-4	0	4	4	0	16	5	4	0	22
03	Admon Gilder	*	4-9	3-7	2-3	2	6	8	2	13	2	3	0	23
34	Tyler Davis	*	6-12	0-1	3-8	11	2	13	2	15	0	0	1	34
44	Robert Williams	*	5-6	0-0	0-2	1	6	7	3	10	4	2	3	19
00	Jay Jay Chandler	*	1-6	0-3	2-2	1	0	1	1	4	0	1	0	11
05	Savion Flagg	*	0-1	0-1	0-0	0	0	0	0	0	0	0	0	5
10	Tonny Trocha-Morelos	*	1-3	0-1	2-2	1	4	5	2	4	1	0	0	23
13	Duane Wilson	*	3-7	0-2	1-2	0	3	3	2	7	3	3	0	20
15	Isiah Jasey	*	0-0	0-0	0-0	0	0	0	0	0	0	0	0	1
Team					0	3	3							
Totals			28-59	10-26	14-25	16	29	45	13	80	19	16	4	200

FG % 1st Half: 13-34 38.2% 2nd half: 15-25 60.0% Game: 28-59 47.5% Deadball Rebounds 4
3FG % 1st Half: 3-14 21.4% 2nd half: 7-12 58.3% Game: 10-26 38.5%
FT % 1st Half: 4-9 44.4% 2nd half: 10-16 62.5% Game: 14-25 56.0%

Officials: Doug Shows, Keith Kimble, Peter Juzenas
Technical fouls: Arkansas-None. Texas A&M-None.
Attendance: 8761

Score by periods	1st	2nd	Total
Arkansas	32	34	66
Texas A&M	33	47	80

RECORD:	OVERALL	HOME	AWAY	NEUTRAL
ALL GAMES	16-8	12-1	1-6	3-1
CONFERENCE	5-6	4-1	1-5	0-0
NON-CONFERENCE	11-2	8-0	0-1	3-1

#	Player	gp-gs	min	avg	Total		3-Point		F-Throw		Rebounds				pf	dq	a	to	blk	stl	pts	avg
					fg-fga	fg%	3fg-fga	3fg%	ft-fa	ft%	off	def	tot	avg								
00	Jaylen Barford	24-24	752	31.3	166-332	.500	57-125	.456	63-93	.677	26	66	92	3.8	57	0	70	47	7	29	452	18.8
04	Daryl Macon	24-19	753	31.4	125-272	.460	64-150	.427	101-115	.878	6	59	65	2.7	45	0	96	45	2	28	415	17.3
10	Daniel Gafford	24-16	525	21.9	104-172	.605	0-0	.000	56-109	.514	45	99	144	6.0	84	3	17	23	44	15	264	11.0
31	Anton Beard	24-24	710	29.6	80-208	.385	24-84	.286	48-61	.787	14	46	60	2.5	63	1	71	33	2	21	232	9.7
23	C.J. Jones	24-0	370	15.4	60-139	.432	34-88	.386	15-18	.833	2	35	37	1.5	21	0	13	10	4	5	169	7.0
20	Darius Hall	24-5	349	14.5	45-83	.542	8-20	.400	27-47	.574	19	55	74	3.1	42	0	8	29	6	14	125	5.2
13	Dustin Thomas	19-11	372	19.6	33-66	.500	1-2	.500	26-39	.667	21	57	78	4.1	47	1	18	21	3	15	93	4.9
02	Adrio Bailey	23-12	332	14.4	43-77	.558	0-0	.000	12-24	.500	25	38	63	2.7	43	1	15	15	20	11	98	4.3
01	Trey Thompson	24-8	437	18.2	39-70	.557	0-0	.000	13-23	.565	31	66	97	4.0	56	1	36	25	22	18	91	3.8
05	Arlando Cook	17-1	184	10.8	15-36	.417	0-0	.000	3-6	.500	9	25	34	2.0	10	0	8	6	2	6	33	1.9
15	Jonathan Holmes	8-0	16	2.0	5-13	.385	2-6	.333	1-2	.500	1	1	2	0.3	1	0	1	1	0	1	13	1.6
22	Gabe Osabuohien	10-0	69	6.9	5-11	.455	0-2	.000	0-5	.000	5	10	15	1.5	11	0	5	5	1	1	10	1.0
14	JT Plummer	6-0	6	1.0	0-0	.000	0-0	.000	0-0	.000	0	0	0	0.0	0	0	0	0	0	0	0	0.0
Team											33	24	57		1		8					
Total.....		24	4875		720-1479	.487	190-477	.398	365-542	.673	237	581	818	34.1	481	7	358	268	113	164	1995	83.1
Opponents.....		24	4875		616-1399	.440	207-576	.359	397-557	.713	263	591	854	35.6	465	12	339	351	84	113	1836	76.5

TEAM STATISTICS	AR	OPP	Date	Opponent	Score	Att.
SCORING	1995	1836	11/10/17	SAMFORD	w 95-56	13407
Points per game	83.1	76.5	11/12/17	BUCKNELL	w 101-73	13404
Scoring margin	+6.6	-	11/17/17	FRESNO STATE	w 83-75	15051
FIELD GOALS-ATT	720-1479	616-1399	11/23/17	vs Oklahoma	w 92-83	11294
Field goal pct	.487	.440	11/24/17	vs North Carolina	L 68-87	6603
3 POINT FG-ATT	190-477	207-576	11/26/17	vs UCONN	w 102-67	11571
3-point FG pct	.398	.359	12/02/17	at Houston	L 65-91	4186
3-pt FG made per game	7.9	8.6	12/05/17	COLORADO STATE	w 92-66	13634
FREE THROWS-ATT	365-542	397-557	12/09/17	MINNESOTA	w 95-79	17583
Free throw pct	.673	.713	12/16/17	vs Troy	w 88-63	16416
F-Throws made per game	15.2	16.5	12/19/17	ORAL ROBERTS	w 104-69	13945
REBOUNDS	818	854	12/27/17	CSU BAKERSFIELD	w 95-68	15829
Rebounds per game	34.1	35.6	* 12/30/17	TENNESSEE	Wot 95-93	18696
Rebounding margin	-1.5	-	* 01/02/18	at Mississippi State	L 75-78	6324
ASSISTS	358	339	* 01/06/18	at Auburn	L 77-88	8950
Assists per game	14.9	14.1	* 01/10/18	LSU	L 54-75	15199
TURNOVERS	268	351	* 01/13/18	MISSOURI	w 65-63	18297
Turnovers per game	11.2	14.6	* 01/17/18	at Florida	L 73-88	9929
Turnover margin	+3.5	-	* 01/20/18	OLE MISS	w 97-93	18030
Assist/turnover ratio	1.3	1.0	* 01/23/18	at Georgia	Wo2 80-77	6405
STEALS	164	113	01/27/18	OKLAHOMA STATE	w 66-65	18057
Steals per game	6.8	4.7	* 01/30/18	at Texas A&M	L 66-80	8761
BLOCKS	113	84	* 02/03/18	at LSU	L 86-94	9272
Blocks per game	4.7	3.5	* 02/06/18	SOUTH CAROLINA	w 81-65	14956
ATTENDANCE	206088	99711				
Home games-Avg/Game	13-15853	7-7690				
Neutral site-Avg/Game	-	4-11471				

* = Conference game

Score by Periods	1st	2nd	OT	OT2	Totals
Arkansas	926	1030	28	11	1995
Opponents	851	951	26	8	1836

RECORD:	OVERALL	HOME	AWAY	NEUTRAL
ALL GAMES	5-6	4-1	1-5	0-0
CONFERENCE	5-6	4-1	1-5	0-0
NON-CONFERENCE	0-0	0-0	0-0	0-0

#	Player	gp-gs	min	avg	Total		3-Point		F-Throw		Rebounds				pf	dq	a	to	blk	stl	pts	avg
					fg-fga	fg%	3fg-fga	3fg%	ft-fa	ft%	off	def	tot	avg								
00	Jaylen Barford	11-11	370	33.6	82-163	.503	29-63	.460	30-42	.714	15	28	43	3.9	32	0	26	28	1	15	223	20.3
04	Daryl Macon	11-7	372	33.8	61-132	.462	29-72	.403	58-65	.892	3	33	36	3.3	25	0	44	27	0	9	209	19.0
10	Daniel Gafford	11-11	271	24.6	49-86	.570	0-0	.000	20-46	.435	24	41	65	5.9	37	0	5	11	20	6	118	10.7
31	Anton Beard	11-11	319	29.0	30-79	.380	9-31	.290	14-19	.737	5	17	22	2.0	32	1	26	15	0	9	83	7.5
20	Darius Hall	11-4	193	17.5	22-39	.564	3-7	.429	17-28	.607	11	29	40	3.6	14	0	3	13	2	6	64	5.8
01	Trey Thompson	11-0	193	17.5	19-31	.613	0-0	.000	7-9	.778	11	29	40	3.6	25	1	11	9	12	7	45	4.1
13	Dustin Thomas	9-6	176	19.6	13-26	.500	1-1	1.000	6-13	.462	6	23	29	3.2	23	1	8	10	2	6	33	3.7
23	C.J. Jones	11-0	132	12.0	14-46	.304	6-25	.240	3-5	.600	2	10	12	1.1	7	0	4	4	1	0	37	3.4
02	Adrio Bailey	10-4	120	12.0	9-22	.409	0-0	.000	2-8	.250	8	11	19	1.9	18	1	3	5	4	5	20	2.0
05	Arlando Cook	11-1	111	10.1	8-21	.381	0-0	.000	1-4	.250	4	15	19	1.7	6	0	4	5	2	3	17	1.5
22	Gabe Osabuohien	2-0	18	9.0	0-0	.000	0-0	.000	0-0	.000	1	3	4	2.0	3	0	2	2	0	0	0	0.0
15	Jonathan Holmes	1-0	0	0.0	0-0	.000	0-0	.000	0-0	.000	0	0	0	0.0	0	0	0	0	0	0	0	0.0
Team											17	9	26		1		5					
Total.....		11	2275		307-645	.476	77-199	.387	158-239	.661	107	248	355	32.3	223	4	136	134	44	66	849	77.2
Opponents.....		11	2275		296-631	.469	105-263	.399	197-266	.741	119	272	391	35.5	203	8	173	140	47	51	894	81.3

TEAM STATISTICS	AR	OPP	Date	Opponent	Score	Att.
SCORING	849	894	* 12/30/17	TENNESSEE	Wot 95-93	18696
Points per game	77.2	81.3	* 01/02/18	at Mississippi State	L 75-78	6324
Scoring margin	-4.1	-	* 01/06/18	at Auburn	L 77-88	8950
FIELD GOALS-ATT	307-645	296-631	* 01/10/18	LSU	L 54-75	15199
Field goal pct	.476	.469	* 01/13/18	MISSOURI	w 65-63	18297
3 POINT FG-ATT	77-199	105-263	* 01/17/18	at Florida	L 73-88	9929
3-point FG pct	.387	.399	* 01/20/18	OLE MISS	w 97-93	18030
3-pt FG made per game	7.0	9.5	* 01/23/18	at Georgia	Wo2 80-77	6405
FREE THROWS-ATT	158-239	197-266	* 01/30/18	at Texas A&M	L 66-80	8761
Free throw pct	.661	.741	* 02/03/18	at LSU	L 86-94	9272
F-Throws made per game	14.4	17.9	* 02/06/18	SOUTH CAROLINA	w 81-65	14956
REBOUNDS	355	391	* = Conference game			
Rebounds per game	32.3	35.5				
Rebounding margin	-3.3	-				
ASSISTS	136	173				
Assists per game	12.4	15.7				
TURNOVERS	134	140				
Turnovers per game	12.2	12.7				
Turnover margin	+0.5	-				
Assist/turnover ratio	1.0	1.2				
STEALS	66	51				
Steals per game	6.0	4.6				
BLOCKS	44	47				
Blocks per game	4.0	4.3				
ATTENDANCE	85178	49641				
Home games-Avg/Game	5-17036	6-8274				
Neutral site-Avg/Game	-	0-0				

Score by Periods	1st	2nd	OT	OT2	Totals
Arkansas	366	444	28	11	849
Opponents	419	441	26	8	894

LAST 10 GAMES STATISTICS »

RECORD:	OVERALL	HOME	AWAY	NEUTRAL
ALL GAMES	5-5	4-1	1-4	0-0
CONFERENCE	4-5	3-1	1-4	0-0
NON-CONFERENCE	1-0	1-0	0-0	0-0

#	Player	gp-gs	min	avg	Total		3-Point		F-Throw		Rebounds				pf	dq	a	to	blk	stl	pts	avg
					fg-fga	fg%	3fg-fga	3fg%	ft-fa	ft%	off	def	tot	avg								
00	Jaylen Barford	10-10	325	32.5	70-141	.496	30-58	.517	20-31	.645	11	20	31	3.1	28	0	20	27	2	15	190	19.0
04	Daryl Macon	10-5	326	32.6	49-115	.426	23-63	.365	53-58	.914	2	28	30	3.0	23	0	41	23	0	10	174	17.4
10	Daniel Gafford	10-10	220	22.0	38-74	.514	0-0	.000	16-36	.444	22	34	56	5.6	34	0	3	8	15	6	92	9.2
31	Anton Beard	10-10	284	28.4	25-76	.329	6-32	.188	12-17	.706	5	16	21	2.1	27	0	28	11	1	6	68	6.8
20	Darius Hall	10-5	198	19.8	22-39	.564	3-7	.429	17-30	.567	11	28	39	3.9	14	0	3	11	3	6	64	6.4
01	Trey Thompson	10-0	198	19.8	21-35	.600	0-0	.000	8-11	.727	14	27	41	4.1	25	1	10	5	12	9	50	5.0
13	Dustin Thomas	8-4	156	19.5	13-26	.500	1-1	1.000	11-18	.611	7	20	27	3.4	18	0	6	11	3	9	38	4.8
23	C.J. Jones	10-0	119	11.9	15-41	.366	8-25	.320	3-3	1.000	1	7	8	0.8	6	0	4	3	0	0	41	4.1
05	Arlando Cook	10-1	106	10.6	9-21	.429	0-0	.000	0-2	.000	6	14	20	2.0	4	0	4	5	2	3	18	1.8
02	Adrio Bailey	9-5	100	11.1	4-15	.267	0-0	.000	2-6	.333	6	8	14	1.6	13	0	3	6	3	4	10	1.1
22	Gabe Osabuohien	2-0	18	9.0	0-0	.000	0-0	.000	0-0	.000	1	3	4	2.0	3	0	2	2	0	0	0	0.0
15	Jonathan Holmes	1-0	0	0.0	0-0	.000	0-0	.000	0-0	.000	0	0	0	0.0	0	0	0	0	0	0	0	0.0
Team											17	8	25		1		6					
Total.....		10	2050		266-583	.456	71-186	.382	142-212	.670	103	213	316	31.6	196	1	124	118	41	68	745	74.5
Opponents.....		10	2050		259-553	.468	97-241	.402	173-223	.776	104	246	350	35.0	181	4	158	135	38	40	788	78.8

TEAM STATISTICS	AR	OPP	Date	Opponent	Score	Att.
SCORING	745	788	* 01/06/18	at Auburn	L 77-88	8950
Points per game	74.5	78.8	* 01/10/18	LSU	L 54-75	15199
Scoring margin	-4.3	-	* 01/13/18	MISSOURI	W 65-63	18297
FIELD GOALS-ATT	266-583	259-553	* 01/17/18	at Florida	L 73-88	9929
Field goal pct	.456	.468	* 01/20/18	OLE MISS	W 97-93	18030
3 POINT FG-ATT	71-186	97-241	* 01/23/18	at Georgia	Ww2 80-77	6405
3-point FG pct	.382	.402	01/27/18	OKLAHOMA STATE	W 66-65	18057
3-pt FG made per game	7.1	9.7	* 01/30/18	at Texas A&M	L 66-80	8761
FREE THROWS-ATT	142-212	173-223	* 02/03/18	at LSU	L 86-94	9272
Free throw pct	.670	.776	* 02/06/18	SOUTH CAROLINA	W 81-65	14956
F-Throws made per game	14.2	17.3	* = Conference game			
REBOUNDS	316	350				
Rebounds per game	31.6	35.0				
Rebounding margin	-3.4	-				
ASSISTS	124	158				
Assists per game	12.4	15.8				
TURNOVERS	118	135				
Turnovers per game	11.8	13.5				
Turnover margin	+1.7	-				
Assist/turnover ratio	1.1	1.2				
STEALS	68	40				
Steals per game	6.8	4.0				
BLOCKS	41	38				
Blocks per game	4.1	3.8				
ATTENDANCE	84539	43317				
Home games-Avg/Game	5-16908	5-8663				
Neutral site-Avg/Game	-	0-0				

Score by Periods	1st	2nd	OT	OT2	Totals
Arkansas	339	389	6	11	745
Opponents	389	385	6	8	788

LAST FIVE GAMES STATISTICS »

RECORD:	OVERALL	HOME	AWAY	NEUTRAL
ALL GAMES	3-2	2-0	1-2	0-0
CONFERENCE	2-2	1-0	1-2	0-0
NON-CONFERENCE	1-0	1-0	0-0	0-0

#	Player	gp-gs	min	avg	Total		3-Point		F-Throw		Rebounds				pf	dq	a	to	blk	stl	pts	avg
					fg-fga	fg%	3fg-fga	3fg%	ft-fa	ft%	off	def	tot	avg								
04	Daryl Macon	5-2	163	32.6	33-67	.493	17-37	.459	31-32	.969	2	10	12	2.4	12	0	16	10	0	6	114	22.8
00	Jaylen Barford	5-5	161	32.2	33-75	.440	14-31	.452	8-11	.727	5	7	12	2.4	13	0	12	10	1	9	88	17.6
31	Anton Beard	5-5	151	30.2	12-35	.343	2-15	.133	9-13	.692	4	11	15	3.0	14	0	17	7	1	4	35	7.0
10	Daniel Gafford	5-5	101	20.2	14-28	.500	0-0	.000	4-13	.308	7	14	21	4.2	18	0	1	3	6	2	32	6.4
13	Dustin Thomas	4-1	92	23.0	10-19	.526	0-0	.000	5-7	.714	5	12	17	4.3	11	0	3	8	3	6	25	6.3
01	Trey Thompson	5-0	124	24.8	11-21	.524	0-0	.000	5-7	.714	8	14	22	4.4	14	1	6	3	11	6	27	5.4
20	Darius Hall	5-3	104	20.8	11-17	.647	2-2	1.000	3-10	.300	4	14	18	3.6	4	0	1	7	3	4	27	5.4
23	C.J. Jones	5-0	54	10.8	6-16	.375	3-10	.300	3-3	1.000	0	5	5	1.0	3	0	2	0	0	0	18	3.6
05	Arlando Cook	5-1	41	8.2	4-12	.333	0-0	.000	0-0	.000	2	5	7	1.4	2	0	0	3	0	2	8	1.6
02	Adrio Bailey	4-3	41	10.3	2-5	.400	0-0	.000	1-2	.500	4	4	8	2.0	5	0	0	3	0	1	5	1.3
15	Jonathan Holmes	1-0	0	0.0	0-0	.000	0-0	.000	0-0	.000	0	0	0	0.0	0	0	0	0	0	0	0	0.0
22	Gabe Osabuohien	2-0	18	9.0	0-0	.000	0-0	.000	0-0	.000	1	3	4	2.0	3	0	2	2	0	0	0	0.0
Team											8	2	10				5					
Total.....		5	1050		136-295	.461	38-95	.400	69-98	.704	50	101	151	30.2	99	1	60	61	25	40	379	75.8
Opponents.....		5	1050		122-272	.449	47-120	.392	90-117	.769	60	120	180	36.0	86	1	81	79	22	15	381	76.2

TEAM STATISTICS	AR	OPP	Date	Opponent	Score	Att.
SCORING	379	381	* 01/23/18	at Georgia	W 80-77	6405
Points per game	75.8	76.2	01/27/18	OKLAHOMA STATE	W 66-65	18057
Scoring margin	-0.4	-	* 01/30/18	at Texas A&M	L 66-80	8761
FIELD GOALS-ATT	136-295	122-272	* 02/03/18	at LSU	L 86-94	9272
Field goal pct	.461	.449	* 02/06/18	SOUTH CAROLINA	W 81-65	14956
3 POINT FG-ATT	38-95	47-120	* = Conference game			
3-point FG pct	.400	.392				
3-pt FG made per game	7.6	9.4				
FREE THROWS-ATT	69-98	90-117				
Free throw pct	.704	.769				
F-Throws made per game	13.8	18.0				
REBOUNDS	151	180				
Rebounds per game	30.2	36.0				
Rebounding margin	-5.8	-				
ASSISTS	60	81				
Assists per game	12.0	16.2				
TURNOVERS	61	79				
Turnovers per game	12.2	15.8				
Turnover margin	+3.6	-				
Assist/turnover ratio	1.0	1.0				
STEALS	40	15				
Steals per game	8.0	3.0				
BLOCKS	25	22				
Blocks per game	5.0	4.4				
ATTENDANCE	33013	24438				
Home games-Avg/Game	2-16506	3-8146				
Neutral site-Avg/Game	-	0-0				



Score by Periods	1st	2nd	OT	OT2	Totals
Arkansas	170	192	6	11	379
Opponents	187	180	6	8	381

RECORD:	OVERALL	HOME	AWAY	NEUTRAL
ALL GAMES	12-1	12-1	0-0	0-0
CONFERENCE	4-1	4-1	0-0	0-0
NON-CONFERENCE	8-0	8-0	0-0	0-0

#	Player	gp-gs	min	avg	Total		3-Point		F-Throw		Rebounds				pf	dq	a	to	blk	stl	pts	avg
					fg-fga	fg%	3fg-fga	3fg%	ft-fa	ft%	off	def	tot	avg								
00	Jaylen Barford	13-13	393	30.2	90-170	.529	32-64	.500	38-58	.655	13	35	48	3.7	28	0	40	22	4	19	250	19.2
04	Daryl Macon	13-10	402	30.9	61-135	.452	33-80	.413	61-69	.884	3	28	31	2.4	24	0	66	23	2	16	216	16.6
10	Daniel Gafford	13-9	287	22.1	67-104	.644	0-0	.000	34-64	.531	25	57	82	6.3	45	2	10	11	33	9	168	12.9
31	Anton Beard	13-13	388	29.8	43-111	.387	14-48	.292	27-36	.750	7	25	32	2.5	35	1	39	14	2	12	127	9.8
23	C.J. Jones	13-0	217	16.7	40-84	.476	21-50	.420	5-8	.625	1	24	25	1.9	12	0	8	6	3	2	106	8.2
20	Darius Hall	13-3	188	14.5	24-52	.462	5-16	.313	22-34	.647	14	24	38	2.9	25	0	7	20	4	11	75	5.8
13	Dustin Thomas	8-6	142	17.8	16-32	.500	0-0	.000	12-19	.632	7	25	32	4.0	21	1	11	5	1	7	44	5.5
01	Trey Thompson	13-4	231	17.8	23-39	.590	0-0	.000	6-12	.500	23	39	62	4.8	30	0	15	14	10	10	52	4.0
02	Adrio Bailey	13-7	179	13.8	20-33	.606	0-0	.000	6-12	.500	9	17	26	2.0	23	0	11	11	10	6	46	3.5
05	Arlando Cook	10-0	124	12.4	10-19	.526	0-0	.000	3-4	.750	7	15	22	2.2	6	0	6	5	0	4	23	2.3
15	Jonathan Holmes	6-0	11	1.8	3-9	.333	1-5	.200	1-2	.500	0	1	1	0.2	1	0	1	0	0	1	8	1.3
22	Gabe Osabuohien	7-0	58	8.3	4-9	.444	0-2	.000	0-4	.000	4	6	10	1.4	11	0	3	4	1	0	8	1.1
14	JT Plummer	5-0	5	1.0	0-0	.000	0-0	.000	0-0	.000	0	0	0	0.0	0	0	0	0	0	0	0	0.0
Team											17	10	27		1		4					
Total.....		13	2625		401-797	.503	106-265	.400	215-322	.668	130	306	436	33.5	262	4	217	139	70	97	1123	86.4
Opponents.....		13	2625		321-751	.427	104-311	.334	194-283	.686	152	305	457	35.2	272	10	180	212	29	55	940	72.3

TEAM STATISTICS	AR	OPP	Date	Opponent	Score	Att.
SCORING	1123	940	11/10/17	SAMFORD	w 95-56	13407
Points per game	86.4	72.3	11/12/17	BUCKNELL	w 101-73	13404
Scoring margin	+14.1	-	11/17/17	FRESNO STATE	w 83-75	15051
FIELD GOALS-ATT	401-797	321-751	12/05/17	COLORADO STATE	w 92-66	13634
Field goal pct	.503	.427	12/09/17	MINNESOTA	w 95-79	17583
3 POINT FG-ATT	106-265	104-311	12/19/17	ORAL ROBERTS	w 104-69	13945
3-point FG pct	.400	.334	12/27/17	CSU BAKERSFIELD	w 95-68	15829
3-pt FG made per game	8.2	8.0	* 12/30/17	TENNESSEE	Wot 95-93	18696
FREE THROWS-ATT	215-322	194-283	* 01/10/18	LSU	L 54-75	15199
Free throw pct	.668	.686	* 01/13/18	MISSOURI	w 65-63	18297
F-Throws made per game	16.5	14.9	* 01/20/18	OLE MISS	w 97-93	18030
REBOUNDS	436	457	01/27/18	OKLAHOMA STATE	w 66-65	18057
Rebounds per game	33.5	35.2	* 02/06/18	SOUTH CAROLINA	w 81-65	14956
Rebounding margin	-1.6	-	* = Conference game			
ASSISTS	217	180				
Assists per game	16.7	13.8				
TURNOVERS	139	212				
Turnovers per game	10.7	16.3				
Turnover margin	+5.6	-				
Assist/turnover ratio	1.6	0.8				
STEALS	97	55				
Steals per game	7.5	4.2				
BLOCKS	70	29				
Blocks per game	5.4	2.2				
ATTENDANCE	206088	0				
Home games-Avg/Game	13-15853	0-0				
Neutral site-Avg/Game	-	0-0				

Score by Periods	1st	2nd	OT	Totals
Arkansas	545	556	22	1123
Opponents	433	487	20	940

0		JAYLEN BARFORD ■ SR ■ G ■ 6-3 ■ 202 Jackson, Tenn. ■ Motlow State CC	<table><tr><th>YEAR</th><th>GP/GS</th><th>PPG</th><th>APG</th><th>RPG</th><th>FG%</th><th>3FG%</th><th>FT%</th></tr><tr><td>2017-18</td><td>24/24</td><td>18.8</td><td>2.9</td><td>3.8</td><td>.500</td><td>.456</td><td>.677</td></tr><tr><td>Career</td><td>60/54</td><td>15.2</td><td>2.4</td><td>3.8</td><td>.466</td><td>.368</td><td>.718</td></tr></table>	YEAR	GP/GS	PPG	APG	RPG	FG%	3FG%	FT%	2017-18	24/24	18.8	2.9	3.8	.500	.456	.677	Career	60/54	15.2	2.4	3.8	.466	.368	.718	<ul style="list-style-type: none">Is second in the SEC in scoring at 18.8 points per game.Has 15 career 20-point games, including 10 on the road.Named to preseason coaches All-SEC second team.Named to PK80 Victory Bracket All-Tournament team after averaging 21.3 points per game.	CAREER HIGHS PTS: 28 - (2x), last at Florida (01/17/18) AST: 6 - (2x), last vs. Samford (11/10/17) REB: 7 - (4x), last at Miss. State (01/02/18) STL: 5 - Oral Roberts (12/19/17)
YEAR	GP/GS	PPG	APG	RPG	FG%	3FG%	FT%																						
2017-18	24/24	18.8	2.9	3.8	.500	.456	.677																						
Career	60/54	15.2	2.4	3.8	.466	.368	.718																						
1		TREY THOMPSON ■ SR ■ F ■ 6-9 ■ 265 Madison, Ark. ■ Forrest City HS	<table><tr><th>YEAR</th><th>GP/GS</th><th>PPG</th><th>RPG</th><th>BPG</th><th>APG</th><th>FG%</th><th>FT%</th></tr><tr><td>2017-18</td><td>24/8</td><td>3.8</td><td>4.0</td><td>0.9</td><td>1.5</td><td>.557</td><td>.565</td></tr><tr><td>Career</td><td>103/9</td><td>2.7</td><td>3.3</td><td>0.8</td><td>1.3</td><td>.581</td><td>.593</td></tr></table>	YEAR	GP/GS	PPG	RPG	BPG	APG	FG%	FT%	2017-18	24/8	3.8	4.0	0.9	1.5	.557	.565	Career	103/9	2.7	3.3	0.8	1.3	.581	.593	<ul style="list-style-type: none">Second on the team with 97 rebounds, including 31 offensive.Second on team with 104 games played as a Razorback.Leads all Arkansas forwards with 36 assists.Has four multi-block games in the last five contests, totaling 11 swats in that span.	CAREER HIGHS PTS: 13 - LSU (02/23/16) REB: 11 - (2x), last vs. Bucknell (11/12/17) BLK: 4 - Texas Tech (01/30/16) AST: 6 - Texas A&M (02/22/17)
YEAR	GP/GS	PPG	RPG	BPG	APG	FG%	FT%																						
2017-18	24/8	3.8	4.0	0.9	1.5	.557	.565																						
Career	103/9	2.7	3.3	0.8	1.3	.581	.593																						
2		ADRIO BAILEY ■ SO ■ F ■ 6-6 ■ 204 Campti, La. ■ Lakeview HS	<table><tr><th>YEAR</th><th>GP/GS</th><th>PPG</th><th>RPG</th><th>BPG</th><th>APG</th><th>FG%</th><th>FT%</th></tr><tr><td>2017-18</td><td>23/12</td><td>4.3</td><td>2.7</td><td>0.9</td><td>0.7</td><td>.558</td><td>.500</td></tr><tr><td>Career</td><td>50/14</td><td>3.0</td><td>2.0</td><td>0.5</td><td>0.4</td><td>.560</td><td>.419</td></tr></table>	YEAR	GP/GS	PPG	RPG	BPG	APG	FG%	FT%	2017-18	23/12	4.3	2.7	0.9	0.7	.558	.500	Career	50/14	3.0	2.0	0.5	0.4	.560	.419	<ul style="list-style-type: none">Recorded a career-high 15 pts in the season opener.Is second on the team with 15 dunks. Had four vs. Troy.Had career-high 5 blocks against North Carolina.Started 11 games, including first 7, after making 2 starts last year.Has 15 asts in 23 games, only totaled 7 last yr in 27 games.	CAREER HIGHS PTS: 15 - Samford (11/10/17) REB: 7 - (2x), last vs. Oklahoma (11/23/17) BLK: 5 - North Carolina (11/24/17) AST: 3 - Fresno State (11/17/17)
YEAR	GP/GS	PPG	RPG	BPG	APG	FG%	FT%																						
2017-18	23/12	4.3	2.7	0.9	0.7	.558	.500																						
Career	50/14	3.0	2.0	0.5	0.4	.560	.419																						
3		KHALIL GARLAND ■ FR ■ G ■ 6-5 ■ 198 Little Rock, Ark. ■ Parkview HS	<table><tr><th>YEAR</th><th>GP/GS</th><th>PPG</th><th>APG</th><th>SPG</th><th>FG%</th><th>3FG%</th><th>FT%</th></tr><tr><td>2017-18</td><td>--/--</td><td>--</td><td>--</td><td>--</td><td>--</td><td>--</td><td>--</td></tr><tr><td>Career</td><td>--/--</td><td>--</td><td>--</td><td>--</td><td>--</td><td>--</td><td>--</td></tr></table>	YEAR	GP/GS	PPG	APG	SPG	FG%	3FG%	FT%	2017-18	--/--	--	--	--	--	--	--	Career	--/--	--	--	--	--	--	--	<ul style="list-style-type: none">Ranked the No. 2 player in the state of Arkansas.Tabbed a 4-star and No. 55 overall guard by ESPN.Will redshirt the 2017-18 season.	CAREER HIGHS PTS: AST: REB: 3FGM:
YEAR	GP/GS	PPG	APG	SPG	FG%	3FG%	FT%																						
2017-18	--/--	--	--	--	--	--	--																						
Career	--/--	--	--	--	--	--	--																						
4		DARYL MACON ■ SR ■ G ■ 6-3 ■ 185 Little Rock, Ark. ■ Holmes CC	<table><tr><th>YEAR</th><th>GP/GS</th><th>PPG</th><th>APG</th><th>SPG</th><th>FG%</th><th>3FG%</th><th>FT%</th></tr><tr><td>2017-18</td><td>24/19</td><td>17.3</td><td>4.0</td><td>1.2</td><td>.460</td><td>.427</td><td>.878</td></tr><tr><td>Career</td><td>60/40</td><td>15.0</td><td>2.9</td><td>1.2</td><td>.456</td><td>.406</td><td>.871</td></tr></table>	YEAR	GP/GS	PPG	APG	SPG	FG%	3FG%	FT%	2017-18	24/19	17.3	4.0	1.2	.460	.427	.878	Career	60/40	15.0	2.9	1.2	.456	.406	.871	<ul style="list-style-type: none">Is 26-26 at the FT line in the final minute and OT this year.Is the only player school history to win 3 SEC POW honors in a season and 4 in a career.First Razorback since Corliss Williamson (1993-94) to record 6 straight 20-point games in a season. Corliss had 8.	CAREER HIGHS PTS: 33 - Tennessee (12/30/17) AST: 8 - (3x), last vs. Missouri (01/13/18) STL: 4 - Fort Wayne (11/11/16) 3FGM: 6 - (2x), last vs. Oklahoma (11/23/17)
YEAR	GP/GS	PPG	APG	SPG	FG%	3FG%	FT%																						
2017-18	24/19	17.3	4.0	1.2	.460	.427	.878																						
Career	60/40	15.0	2.9	1.2	.456	.406	.871																						
5		ARLANDO COOK ■ SR ■ F ■ 6-8 ■ 215 St. Louis, Mo. ■ Connors State College	<table><tr><th>YEAR</th><th>GP/GS</th><th>PPG</th><th>RPG</th><th>BPG</th><th>APG</th><th>FG%</th><th>FT%</th></tr><tr><td>2017-18</td><td>17/1</td><td>1.9</td><td>2.0</td><td>0.1</td><td>0.5</td><td>.417</td><td>.500</td></tr><tr><td>Career</td><td>53/8</td><td>2.5</td><td>2.2</td><td>0.3</td><td>0.4</td><td>.432</td><td>.628</td></tr></table>	YEAR	GP/GS	PPG	RPG	BPG	APG	FG%	FT%	2017-18	17/1	1.9	2.0	0.1	0.5	.417	.500	Career	53/8	2.5	2.2	0.3	0.4	.432	.628	<ul style="list-style-type: none">Has 2+ rebounds in 10 of 17 games played this year.Had 4 pts, 5 rebs and 2 blocks at Auburn in 10 minutes.Played 15 mins vs. CSU in first game back, tallying 4 rebs.Averaged 2.8 points and 2.3 rebounds per game last year.Ranked the No. 6 junior college transfer in 2016 class.	CAREER HIGHS PTS: 9 - Southern Illinois (11/14/16) REB: 7 - at Texas A&M (01/17/17) BLK: 3 - (5x), last vs. Sam Houston St. (12/20/16) AST: 2 - (4x), last vs. Colorado St. (12/05/17)
YEAR	GP/GS	PPG	RPG	BPG	APG	FG%	FT%																						
2017-18	17/1	1.9	2.0	0.1	0.5	.417	.500																						
Career	53/8	2.5	2.2	0.3	0.4	.432	.628																						
10		DANIEL GAFFORD ■ FR ■ F ■ 6-11 ■ 234 El Dorado, Ark. ■ El Dorado HS	<table><tr><th>YEAR</th><th>GP/GS</th><th>PPG</th><th>RPG</th><th>BPG</th><th>APG</th><th>FG%</th><th>FT%</th></tr><tr><td>2017-18</td><td>24/16</td><td>11.0</td><td>6.0</td><td>1.8</td><td>0.7</td><td>.605</td><td>.514</td></tr><tr><td>Career</td><td>24/16</td><td>11.0</td><td>6.0</td><td>1.8</td><td>0.7</td><td>.605</td><td>.514</td></tr></table>	YEAR	GP/GS	PPG	RPG	BPG	APG	FG%	FT%	2017-18	24/16	11.0	6.0	1.8	0.7	.605	.514	Career	24/16	11.0	6.0	1.8	0.7	.605	.514	<ul style="list-style-type: none">Named SEC Freshman of the Week on Dec. 11 and Jan. 22.Averaging 10.7 ppg and 5.9 rpg in SEC play this season.Has more dunks than three SEC teams (48).Went 8-of-8 against Minnesota for 16 pts, 7 rebs and 6 blocks.Led team with 25 pts against Fresno St., having 6 dunks.	CAREER HIGHS PTS: 25 - Fresno State (11/17/17) AST: 4 - Oral Roberts (12/19/17) REB: 12 - CSU Bakersfield (12/27/17) BLK: 6 - Minnesota (12/09/17)
YEAR	GP/GS	PPG	RPG	BPG	APG	FG%	FT%																						
2017-18	24/16	11.0	6.0	1.8	0.7	.605	.514																						
Career	24/16	11.0	6.0	1.8	0.7	.605	.514																						
13		DUSTIN THOMAS ■ SR ■ F ■ 6-8 ■ 225 Texarkana, Texas ■ University of Colorado	<table><tr><th>YEAR</th><th>GP/GS</th><th>PPG</th><th>RPG</th><th>BPG</th><th>SPG</th><th>FG%</th><th>FT%</th></tr><tr><td>2017-18</td><td>19/11</td><td>4.9</td><td>4.1</td><td>0.2</td><td>0.8</td><td>.500</td><td>.667</td></tr><tr><td>Career</td><td>112/55</td><td>4.5</td><td>3.1</td><td>0.2</td><td>0.5</td><td>.460</td><td>.637</td></tr></table>	YEAR	GP/GS	PPG	RPG	BPG	SPG	FG%	FT%	2017-18	19/11	4.9	4.1	0.2	0.8	.500	.667	Career	112/55	4.5	3.1	0.2	0.5	.460	.637	<ul style="list-style-type: none">Finished one point shy of his first career double-double against OSU, finishing with 9 pts, 10 rebs, 3 asts and 2 steals.Has 13 3-plus reb efforts in 19 games this season.Averaging 4.1 rebounds per game this season.Started 27 games last year as a redshirt junior.	CAREER HIGHS PTS: 17 - USC (01/04/15) REB: 10 - Oklahoma State (01/27/18) BLK: 2 - (3x), last at Texas A&M (01/30/18) STL: 3 - (3x), last vs. Oklahoma State (01/27/18)
YEAR	GP/GS	PPG	RPG	BPG	SPG	FG%	FT%																						
2017-18	19/11	4.9	4.1	0.2	0.8	.500	.667																						
Career	112/55	4.5	3.1	0.2	0.5	.460	.637																						
20		DARIOUS HALL ■ FR ■ F ■ 6-6 ■ 210 Little Rock, Ark. ■ Mills University Studies HS	<table><tr><th>YEAR</th><th>GP/GS</th><th>PPG</th><th>RPG</th><th>SPG</th><th>FG%</th><th>3FG%</th><th>FT%</th></tr><tr><td>2017-18</td><td>24/5</td><td>5.2</td><td>3.1</td><td>0.6</td><td>.542</td><td>.400</td><td>.574</td></tr><tr><td>Career</td><td>24/5</td><td>5.2</td><td>3.1</td><td>0.6</td><td>.542</td><td>.400</td><td>.574</td></tr></table>	YEAR	GP/GS	PPG	RPG	SPG	FG%	3FG%	FT%	2017-18	24/5	5.2	3.1	0.6	.542	.400	.574	Career	24/5	5.2	3.1	0.6	.542	.400	.574	<ul style="list-style-type: none">Averaging 20.4 mins, 6.9 pts and 4.1 rebs per game in the last nine SEC games, shooting 56.8 percent from the field.Named 3X All-State and 2017 5A State Tournament MVP.Ranked the No. 4 player in the state of Arkansas.Earned a four-star rating by ESPN.	CAREER HIGHS PTS: 14 - CSU Bakersfield (12/27/17) AST: 3 - Oral Roberts (12/19/17) REB: 7 - at Texas A&M (01/30/18) BLK: 2 - Bucknell (11/12/17)
YEAR	GP/GS	PPG	RPG	SPG	FG%	3FG%	FT%																						
2017-18	24/5	5.2	3.1	0.6	.542	.400	.574																						
Career	24/5	5.2	3.1	0.6	.542	.400	.574																						
22		GABE OSABUOHEN ■ FR ■ F ■ 6-8 ■ 219 Toronto, Canada ■ Southwest Christian Aca.	<table><tr><th>YEAR</th><th>GP/GS</th><th>PPG</th><th>APG</th><th>BPG</th><th>SPG</th><th>FG%</th><th>FT%</th></tr><tr><td>2017-18</td><td>10/0</td><td>1.0</td><td>0.5</td><td>0.1</td><td>0.1</td><td>.455</td><td>.000</td></tr><tr><td>Career</td><td>10/0</td><td>1.0</td><td>0.5</td><td>0.1</td><td>0.1</td><td>.455</td><td>.000</td></tr></table>	YEAR	GP/GS	PPG	APG	BPG	SPG	FG%	FT%	2017-18	10/0	1.0	0.5	0.1	0.1	.455	.000	Career	10/0	1.0	0.5	0.1	0.1	.455	.000	<ul style="list-style-type: none">Has taken 7 of the teams' 35 charges this season.Ranked the No. 5 player in the state of Arkansas.Ranked the No. 63 small forward by 247Sports.Played for Team Loaded N. Carolina on the Adidas Circuit.	CAREER HIGHS PTS: 4 - Colorado State (12/05/17) AST: 2 - South Carolina (02/06/18) REB: 4 - South Carolina (02/06/18) BLK: 1 - CSU Bakersfield (12/27/17)
YEAR	GP/GS	PPG	APG	BPG	SPG	FG%	FT%																						
2017-18	10/0	1.0	0.5	0.1	0.1	.455	.000																						
Career	10/0	1.0	0.5	0.1	0.1	.455	.000																						
23		C.J. JONES ■ SO ■ G ■ 6-5 ■ 175 Birmingham, Ala. ■ Central Park Christian	<table><tr><th>YEAR</th><th>GP/GS</th><th>PPG</th><th>APG</th><th>SPG</th><th>FG%</th><th>3FG%</th><th>FT%</th></tr><tr><td>2017-18</td><td>24/0</td><td>7.0</td><td>0.5</td><td>0.2</td><td>.432</td><td>.386</td><td>.833</td></tr><tr><td>Career</td><td>45/0</td><td>4.9</td><td>0.4</td><td>0.1</td><td>.440</td><td>.411</td><td>.800</td></tr></table>	YEAR	GP/GS	PPG	APG	SPG	FG%	3FG%	FT%	2017-18	24/0	7.0	0.5	0.2	.432	.386	.833	Career	45/0	4.9	0.4	0.1	.440	.411	.800	<ul style="list-style-type: none">138 of his 220 career points have come from deep.Had a streak of five straight games with at least 3 made 3-pointers.Has eight double-figure scoring efforts through 24 games, after having totaling just two last year in 21 games.	CAREER HIGHS PTS: 19 - (2x), last vs. Colorado St. (12/05/17) AST: 2 - (4x), last at Auburn (01/06/18) STL: 1 - (6x), last vs. CSU Bakersfield (12/27/17) 3FGM: 5 - (2x), last vs. Oral Roberts (12/19/17)
YEAR	GP/GS	PPG	APG	SPG	FG%	3FG%	FT%																						
2017-18	24/0	7.0	0.5	0.2	.432	.386	.833																						
Career	45/0	4.9	0.4	0.1	.440	.411	.800																						
31		ANTON BEARD ■ SR ■ G ■ 6-0 ■ 185 North Little Rock, Ark. ■ North Little Rock HS	<table><tr><th>YEAR</th><th>GP/GS</th><th>PPG</th><th>RPG</th><th>SPG</th><th>FG%</th><th>3FG%</th><th>FT%</th></tr><tr><td>2017-18</td><td>24/24</td><td>9.7</td><td>2.5</td><td>0.9</td><td>.385</td><td>.286</td><td>.787</td></tr><tr><td>Career</td><td>118/52</td><td>7.2</td><td>2.2</td><td>1.0</td><td>.382</td><td>.323</td><td>.712</td></tr></table>	YEAR	GP/GS	PPG	RPG	SPG	FG%	3FG%	FT%	2017-18	24/24	9.7	2.5	0.9	.385	.286	.787	Career	118/52	7.2	2.2	1.0	.382	.323	.712	<ul style="list-style-type: none">Scored 10+ points in 14 of 24 games, including each of the first five to start the season.Has played in a team-high 118 games as a Razorback.Has multiple rebs in 19 games, including 13 games of 3+.Named to SEC All-Freshman team in 2014-15.	CAREER HIGHS PTS: 18 - Georgia (01/23/16) AST: 7 - LSU (01/21/17) STL: 5 - Milwaukee (12/22/14) 3FGM: 4 - Ole Miss (02/14/15)
YEAR	GP/GS	PPG	RPG	SPG	FG%	3FG%	FT%																						
2017-18	24/24	9.7	2.5	0.9	.385	.286	.787																						
Career	118/52	7.2	2.2	1.0	.382	.323	.712																						
HC																													
	1980-82 - Student-Athlete	1982-85 - Volunteer Assistant	1985-89 - Volunteer Assistant 1989-00 - Assistant Coach 2000-02 - Assistant Head Coach	2002-06 - Head Coach 89-41 (.680)	2006-11 - Head Coach 111-57 (.660)	2011-Present - Head Coach 144-82 (.637)																							