



# ARKANSAS RAZORBACKS

1 National Championship » 6 Final Four Appearances » 10 Sweet 16 Appearances » 31 NCAA Appearances

## » 2017-18 SCHEDULE »

Overall: 21-9 | SEC: 10-7 | H: 15-2 | A: 3-6 | N: 3-1

NOVEMBER	TV	W/L	SCORE
10 Samford	SEC Network +	W	95-56
12 Bucknell	SEC Network	W	101-73
17 Fresno State	SEC Network +	W	83-75
23 vs. Oklahoma^	ESPN2	W	92-83
24 vs. #9 North Carolina^	ESPN	L	87-68
26 vs. UConn^	ESPN	W	102-67

### DECEMBER

2 at Houston	CBS Sports	L	91-65
5 Colorado State	SEC Network +	W	92-66
9 #14 Minnesota	SEC Network	W	95-79
16 vs. Troy+	None	W	88-63
19 Oral Roberts	SEC Network +	W	104-69
27 CSU Bakersfield	SEC Network	W	95-68
30 #19 Tennessee*	SEC Network	W (OT)	95-93

### JANUARY

2 at Mississippi State*	SEC Network	L	78-75
6 at Auburn*	ESPNU	L	88-77
10 LSU*	SEC Network	L	75-54
13 Missouri*	ESPN2	W	65-63
17 at Florida*	ESPN2	L	88-73
20 Ole Miss*	SEC Network	W	97-93
23 at Georgia*	SEC Network	W (2OT)	80-77
27 Oklahoma State%	ESPN2	W	66-65
30 at Texas A&M*	ESPNU	L	80-66

### FEBRUARY

3 at LSU*	SEC Network	L	94-86
6 South Carolina*	ESPN2	W	81-65
10 Vanderbilt*	SEC Network	W	72-54
13 at Ole Miss*	SEC Network	W	75-64
17 #21 Texas A&M*	ESPN	W	94-75
20 Kentucky*	ESPN	L	87-72
24 at Alabama*	SEC Network	W	76-73
27 #14 Auburn*	SEC Network	W	91-82

### MARCH

3 at Missouri*	ESPN2	5 p.m.
7-11 at SEC Tournament	St. Louis	TBD

+ at Verizon Arena (North Little Rock, Ark.)  
^ Phil Knight Invitational (Portland, Oregon)  
% Big12/SEC Challenge  
\* SEC Game

5

» See page 5 for a full breakdown of Arkansas' 110 dunks through the first 30 games of the season.

## » THE MATCHUP »

### ARKANSAS RAZORBACKS (21-9, 10-7 SEC)

**Head Coach:** Mike Anderson (Tulsa '82)  
**Record at Arkansas:** 149-83 (7th Season)  
**Overall Record:** 349-181 (16th Season)



VS

### MISSOURI TIGERS (19-11, 9-8 SEC)

**Head Coach:** Cuonzo Martin (Purdue '00)  
**Record at Missouri:** 19-11 (1st Season)  
**Overall Record:** 205-132 (10th Season)



## » #FASTEST40 STORYLINES »

• The Razorbacks will put a lid on the regular season Saturday evening, looking for the season sweep of Missouri for the third time in the last four years.

• With Tuesday's win against No. 14 Auburn, Arkansas has knocked off four ranked teams at home in a season for the first time in program history.

• Arkansas' 110 dunks are the most in the Mike Anderson era. Daniel Gafford's 65 dunks this season are more than six SEC Teams.

• At 40.4 percent from behind the arc, the Razorbacks are on pace to record the second-highest three-point percentage by any SEC team in the last 25 years. Florida shot 40.9 percent in 2007.

• Arkansas and Kentucky are the only programs in the SEC to finish .500 or better in league play in each of the last six seasons.

• During the last five years, the Razorbacks have posted a 35-15 (.700) regular season record in the months of February and March.

• Arkansas has won 38 consecutive games when leading at halftime. During Mike Anderson era, the Razorbacks are 123-7 (.946) when leading at the break.

• Jaylen Barford and Daryl Macon are the only two players in the SEC to rank in the top 10 in points per game, three-point FG percentage and FG percentage.

• For the fifth consecutive season, Arkansas has finished higher than it was picked in the preseason poll. After being selected sixth in the SEC, the Razorbacks can finish no worse than T-4th.

• Tuesday against Auburn, Daryl Macon and Jaylen Barford became the 6th and 7th players in program history to score 1,000 career points in just two seasons.

## » GAMEDAY INFORMATION »

**DATE:** Saturday, March 3, 2018 | 5 p.m. CT

**LOCATION:** Mizzou Arena (Columbia, Mo.)

**TV:** ESPN2 | WatchESPN

**TALENT:** Taylor Zarzour (PXP), Chris Spatola (Analyst)

**RADIO:** Razorback/IMG Sports Network

**TALENT:** Chuck Barrett (PXP), Matt Zimmerman (Analyst)

**STATS:** ArkansasRazorbacks.com | StatBroadcast

**SERIES RECORD:** Arkansas leads, 26-22

**SERIES NOTE:** Hogs have won 6 of the last 7 meetings

## » A WIN WOULD »

• Give Arkansas 10 SEC road wins during the last two years, the second-most in the league and only behind Florida with 11.

• Give the Razorbacks three consecutive SEC road wins for the second time in 20 years. Both times have come under Anderson after winning three straight in 2014-15.

• Send the Razorbacks to a No. 4 seed in the SEC Tournament, giving Arkansas a double bye for the second straight year and three times in four seasons.

## » THE TOURNAMENT OUTLOOK »


• Arkansas can lock up the No. 4 seed in the SEC Tournament with a victory, but could fall as far as a seven seed with a loss to Missouri.



## » HOW THEY COMPARE » BY THE NUMBERS »

	82.5	.482	.404	35.3	15.0	4.7	6.5	75.7	.426	.344	-0.8	+1.3
	≈	≈	≈	≈	≈	≈	≈	≈	≈	≈	≈	≈
	POINTS	FG%	3FG%	BOARDS	ASSISTS	BLOCKS	STEALS	SCORING DEFENSE	FG% DEFENSE	3FG% DEFENSE	REBOUND MARGIN	AST-TO RATIO
	73.6	.459	.386	36.9	13.8	4.3	5.3	68.3	.407	.325	+4.4	+1.0

#FASTEST40



## NUMERICAL ROSTER »

No.	Name	Pos.	Yr.	Ht.	Wt.	Hometown/High School/Last School
0	Jaylen Barford	G	Sr.	6-3	202	Jackson, Tenn./South Side HS/Motlow State CC
1	Trey Thompson	F	Sr.	6-9	265	Madison Ark./Forrest City HS
2	Adrio Bailey	F	So.	6-6	204	Campti, La./Lakeview HS
3	Khalil Garland	G	Fr.	6-5	198	Little Rock, Ark./Parkview HS
4	Daryl Macon	G	Sr.	6-3	185	Little Rock, Ark./Parkview HS/Holmes CC
5	Arlando Cook	F	Sr.	6-8	215	St. Louis, Mo./Madison Prep/Connors State College
10	Daniel Gafford	F	Fr.	6-11	234	El Dorado, Ark./El Dorado HS
11	Jalen Harris*	G	So.	6-2	166	Raleigh, N.C./Word of God Christian Academy/New Mexico
13	Dustin Thomas	F	Sr.	6-8	225	Texarkana, Texas/Pleasant Grove HS/Colorado
14	JT Plummer	G	Sr.	6-1	185	San Antonio, Texas/TMI Episcopal
15	Jonathan Holmes	G	So.	5-10	190	Columbia, Ill./Columbia HS
20	Darius Hall	F	Fr.	6-6	202	Little Rock, Ark./Mills University Studies HS
22	Gabe Osabuohien	F	Fr.	6-8	219	Toronto, Canada/Southwest Christian Academy
23	C.J. Jones	G	So.	6-5	175	Birmingham, Ala./Central Park Christian
31	Anton Beard	G	Sr.	6-0	198	N. Little Rock, Ark./North Little Rock HS

\*Will sit out the 2017-18 season due to NCAA transfer rules

## COACHING STAFF »

Title	Name	Experience	Alma Mater
Head Coach	Mike Anderson	7th Year	Tulsa, '82
Associate Head Coach	Melvin Watkins	7th Year	Charlotte, '77
Assistant Coach	TJ Cleveland	7th Year	Arkansas, '02
Assistant Coach	Scotty Thurman	2nd Year	Philander-Smith, '03
Director of Operations	Matt Zimmerman	7th Year	Arkansas, '90
Director of S-A Development	Jeff Daniels	7th Year	Montevallo, '82
Video Coordinator	Will Bartlett	7th Year	Missouri, '09
Graduate Assistant	Riley Hall	2nd Year	Arkansas, '16
Graduate Assistant	Velton Kennedy	1st Year	Arkansas, '17
Athletic Trainer	Dave England	35th Year	Arkansas, '80



**#0 Jaylen Barford**  
Sr. | G | 6-3 | 202 | Jackson, Tenn.



**#1 Trey Thompson**  
Sr. | F | 6-9 | 265 | Madison, Ark.



**#2 Adrio Bailey**  
So. | F | 6-6 | 204 | Campti, La.



**#3 Khalil Garland**  
Fr. | G | 6-5 | 198 | Little Rock, Ark.



**#4 Daryl Macon**  
Sr. | G | 6-3 | 185 | Little Rock, Ark.



**#5 Arlando Cook**  
Sr. | F | 6-8 | 215 | St. Louis, Mo.



**#10 Daniel Gafford**  
Fr. | F | 6-11 | 234 | El Dorado, Ark.



**#11 Jalen Harris**  
So. | G | 6-2 | 164 | Raleigh, N.C.



**#13 Dustin Thomas**  
Sr. | F | 6-8 | 225 | Texarkana, Texas



**#15 Jonathan Holmes**  
So. | G | 5-10 | 190 | Columbia, Ill.



**#20 Darius Hall**  
Fr. | F | 6-6 | 210 | Little Rock, Ark.



**#22 Gabe Osabuohien**  
Fr. | F | 6-8 | 219 | Toronto, Canada



**#23 C.J. Jones**  
So. | G | 6-5 | 175 | Birmingham, Ala.



**#31 Anton Beard**  
Sr. | G | 6-0 | 185 | North Little Rock, Ark.



**Mike Anderson**  
Head Coach | 7th Season

## A-Z ROSTER »

No.	Name	Yr.
2	Bailey, Adrio	So.
0	Barford, Jaylen	Sr.
31	Beard, Anton	Sr.
5	Cook, Arlando	Sr.
10	Gafford, Daniel	Fr.
3	Garland, Khalil	Fr.
20	Hall, Darius	Fr.
11	Harris, Jalen	So.
15	Holmes, Jonathan	So.
23	Jones, C.J.	So.
4	Macon, Daryl	Sr.
22	Osabuohien, Gabe	Fr.
14	Plummer, JT	Sr.
13	Thomas, Dustin	Sr.
1	Thompson, Trey	Sr.

## BY STATE »

### Alabama (1)

23	C.J. Jones	Birmingham, Ala.
----	------------	------------------

### Arkansas (6)

1	Trey Thompson	Madison Ark.
3	Khalil Garland	Little Rock, Ark.
4	Daryl Macon	Little Rock, Ark.
10	Daniel Gafford	El Dorado, Ark.
20	Darius Hall	Little Rock, Ark.
31	Anton Beard	N. Little Rock, Ark.

### Canada (1)

22	Gabe Osabuohien	Toronto
----	-----------------	---------

### Illinois (1)

15	Holmes, Jonathan	Columbia, Ill.
----	------------------	----------------

### Louisiana (1)

2	Adrio Bailey	Campti, La.
---	--------------	-------------

### Missouri (1)

5	Arlando Cook	St. Louis, Mo.
---	--------------	----------------

### North Carolina (1)

11	Jalen Harris*	Raleigh, N.C.
----	---------------	---------------

### Tennessee (1)

0	Jaylen Barford	Jackson, Tenn.
---	----------------	----------------

### Texas (2)

13	Dustin Thomas	Texarkana, Texas
14	JT Plummer	San Antonio, Texas

## BY CLASS »

### SENIORS (7)

	Pos.
0	Jaylen Barford
1	Trey Thompson
4	Daryl Macon
5	Arlando Cook
13	Dustin Thomas
14	JT Plummer
31	Anton Beard

### SOPHOMORES (4)

2	Adrio Bailey	So.
11	Jalen Harris*	So.
15	Jonathan Holmes	So.
23	C.J. Jones	So.

### FRESHMEN (4)

3	Khalil Garland	Fr.
10	Daniel Gafford	Fr.
20	Darius Hall	Fr.
22	Gabe Osabuohien	Fr.

## THE PRONUNCIATIONS »

Adrio Bailey: A-Dree-O

Gabe Osabuohien: oh-sah-BOY-en

### CLOSE CALLS »

- Arkansas is 11-1 in its last 12 contests decided by one possession, the best mark since the 1994-95 season.
- In games decided by four points or less, Arkansas has won 13 of the last 14, including a 7-1 mark away from Bud Walton Arena.

### EXCEEDING EXPECTATIONS »

- After being picked to finish sixth in the SEC by the media, Arkansas will finish higher than it was picked for the fifth straight season, as the Razorbacks will finish tied for third or tied for fourth following Saturday's outcome.

Year	Picked	Finished
2017-18	6th	T-3rd or T-4th
2016-17	5th	T-3rd
2015-16	11th	T-8th
2014-15	3rd	2nd
2013-14	8th	5th

### SUSTAINED SUCCESS »

- The Razorbacks are one of two teams in the league to finish .500 or better in SEC play each of the last six years.
- Arkansas and Kentucky are the only schools to finish in the top three of the SEC in two of the last three years.

### THE 2018 SIGNING CLASS »

- The Razorbacks signed six incoming freshmen during the 2018 early signing period, ranking as the 17th-best class in the country by ESPN.

Signee	Pos.	Ht.	Hometown
Ethan Henderson	6-9	F	Little Rock, Ark.
Reggie Chaney	6-8	F	Tulsa, Okla.
Jordan Phillips	6-7	G	Cedar Hill, Texas
Keyshawn Embery	6-3	G	Oklahoma City
Isaiah Joe	6-4	G	Fort Smith, Ark.
Desi Sills	6-2	G	Jonesboro, Ark.

### HIGH-PERCENTAGE HOGS »

- Daniel Gafford ranks 5th among all freshmen in the country in field goal percentage at 60.3 percent, ranking 49th overall in the nation.
- Gafford's 60.3 mark is on pace for the third-best mark by a Razorback freshman in school history. The current record is held by Sidney Moncrief, who shot 66.5 percent in his first season as a Razorback.
- Jaylen Barford and Daryl Macon are the only two players in the SEC to rank in the top 10 in three-point field goal percentage, points per game and field goal percentage.
- Macon and Barford are ranked 1st and 2nd, respectively, in the SEC in three-point shooting percentage at 44.3 and 43.7 percent from behind the arc.

### THE RUNNIN' RAZORBACKS »

- Arkansas has 72 runs of seven points or more in 30 games this season, compared to just 46 by opponents.
- The Razorbacks have multiple runs of seven points or more in 24 of 30 games.

Run	Ark	Opp
7-0	23	11
8-0	12	13
9-0	9	6
10-0	10	8
11-0	7	4
12-0	2	2
13-0	2	2
14-0	2	-
15-0	2	-
16-0	1	-
19-0	2	-
<b>Total Runs</b>	<b>72</b>	<b>46</b>

### SENIOR GUARDS WIN GAMES »

- Daryl Macon and Jaylen Barford became the first teammates in school history to eclipse the 1,000 career points mark in the same game.
- The duo became the sixth and seventh players in program history to record 1,000 career points in just two seasons, the 42nd and 43rd players to do it overall.
- In the upset win against No. 19 Tennessee, Daryl Macon's 33 points and Jaylen Barford's 28 points marked the first time Arkansas has had two 28-point scorers in an SEC game.
- Against ranked opponents this season, Barford (22.4) and Macon (17.6) have combined to average 40.0 points per game in five contests (4-1).
- Against Tennessee, Daryl Macon became one of six players in program history to record multiple 30-point games against SEC opponents.
- Barford (24 pts) and Macon (25 pts) combined for 49 points to lead Arkansas in a comeback win over Georgia on the road.
- Both have scored 20-plus points in the same game six times this year (6-0) and have combined for 40-plus points nine times this season (8-1).

### BEST RETURNING DUO IN 24 YEARS »

- Jaylen Barford and Daryl Macon are the first Razorback duo since Scotty Thurman and Corliss Williamson to return after both players recorded 450-plus points and 70-plus assists the previous season. (via @HogStats)

Player	Season	Assists	Points
Daryl Macon	2016-17	80	483
Jaylen Barford	2016-17	72	459
Corliss Williamson	1993-94	74	695
Scotty Thurman	1993-94	103	539

### RECORD BREAKDOWN

At Home (Bud Walton Arena)	15-2
On The Road	3-6
Neutral	3-1
White Uniforms	15-2
Cardinal Uniforms	4-6
Anthractive Uniforms	0-0
Special Edition PK80 Uniforms	2-1

### HALFTIME/LEADS/OVERTIME

Leading at the half, home	13-0
Leading at the half, road/neutral	4-0
Tied at the half, home	0-1
Tied at the half, road/neutral	0-0
Trailing at the half, home	2-1
Trailing at the half, road/neutral	2-7
Games decided by 5 points or fewer	6-1
Games decided by 10 points or fewer	9-2
Leading with 5:00 left in regulation	18-1
Leading with 2:00 left in regulation	18-1
Overtime games	2-0

### OFFENSE

Scoring less than 70 points	2-4
Scoring 70-79 points	3-4
Scoring 80-89 points	4-1
Scoring 90-99 points	9-0
Scoring 100+ points	3-0
2 Players Or Less in Double Figures	2-1
3 Players in Double Figures	4-5
4 Players in Double Figures	9-2
5 Players in Double Figures	4-1
6 Players in Double Figures	2-0
7 Players in Double Figures	0-0
1 Player Scores 20 Points	7-6
2 Players Score 20 Points	7-0
When shooting 50 percent or higher	10-2
When shooting less than 50 percent	11-7

### REBOUNDING/TURNOVERS

When outrebounding opponent	11-2
When outrebounded	9-6
When rebounds are even	1-1
When grabbing 10+ offensive reb	8-5
When forcing 15+ turnovers	12-1
When committing less than 15 turnovers	17-9
When committing 15+ turnovers	4-0

### Top Scorers (Includes Ties)

Jaylen Barford	9-5
Daryl Macon	9-4
Daniel Gafford	4-0
C.J. Jones	1-0
Anton Beard	0-1

### Top Rebounders (Includes Ties)

Daniel Gafford	12-4
Trey Thompson	5-3
Anton Beard	2-1
Daryl Macon	1-0
Darius Hall	3-3
Jaylen Barford	2-2
Dustin Thomas	2-2

### Months

In November	5-1
In December	6-1
In January	4-5
In February	6-2
In March	0-0



## SERIES HISTORY »

Series:	Arkansas leads 26-22
Since Missouri joined the SEC:	Arkansas leads 7-4
In Fayetteville:	Arkansas leads 15-9
In Columbia:	Missouri leads 13-10
Neutral (In Anchorage):	Arkansas leads 1-0

• The Razorbacks are 7-4 against Missouri under head coach Mike Anderson, including 2-3 mark in Columbia.

• Arkansas has won six of the last seven meetings against Missouri, including two of the last three in Columbia.

• Head coach Mike Anderson led the Missouri Tigers to a 111-57 record in five seasons (2006-11) prior to coming to Arkansas, including taking the Tigers to their fifth Elite Eight appearance in program history in 2009.

### The Last 20 Meetings

Date	Site	W/L	Score
01/13/18	Fayetteville	W	65-63
02/04/17	Columbia	L	83-78
01/14/17	Fayetteville	W	92-73
02/20/16	Fayetteville	W	84-72
01/12/16	Columbia	W	94-61
02/18/15	Fayetteville	W	84-69
01/24/15	Columbia	W	61-60
02/13/14	Columbia	L*	86-85
01/28/14	Fayetteville	L*	75-71
03/05/13	Columbia	L	93-63
02/16/13	Fayetteville	W	73-71
11/28/07	Fayetteville	W	94-91
11/30/06	Columbia	L	86-64
12/02/05	Fayetteville	W	66-63
12/07/04	Columbia	W	62-52
12/06/97	Fayetteville	W	75-46
12/07/96	Columbia	W	80-76
12/05/95	Fayetteville	W	104-93
12/03/94	Columbia	W	94-71
12/02/93	Fayetteville	W	120-68

\* wins were vacated by Missouri on Jan. 13, 2016.

## NEWS AND NOTES »

• During the Mike Anderson era, Arkansas is 88-11 when scoring 80+ points, including wins in 33 of the last 34 games.

• Arkansas has recorded 12 victories over AP Top 25 teams during the Mike Anderson era, including at least one in six of his first seven years.

• The Razorbacks posted two AP top-20 wins in a five-game span with wins over No. 14 Minnesota and No. 19 Tennessee, three total this season. Arkansas has multiple (3) top-20 wins in the same season for the third time under Coach Anderson.

• From Dec. 5 through Dec. 27, the Razorbacks had five straight games with fewer than 10 turnovers for the first time in the last 20 years.

• Jaylen Barford tied for the second-most games in the country of 15+ points, 2+ rebounds, 2+ assists and less than 3 turnovers with 14.

• During the Mike Anderson era, Arkansas is 123-7 in games it led at the half, including 38 consecutive victories. This year, the Razorbacks have led by an average of 10.0 points at the break in 11 wins.

• The Razorbacks are the only high-major program in country with seven seniors on its roster. TCU and Minnesota both have six.

• Arkansas recorded 28 assists in the season opener, marking the third time in the 21st century and the second time in the Anderson era the Razorbacks had 28-plus assists in a game. The Razorbacks recorded 27 assists against Oral Roberts on Dec. 19.

• During the last seven years, Arkansas is 43-3 when dishing out 20 assists, including a 31-1 mark in non-conference play. The Razorbacks are 4-0 this season when recording 20-plus dimes.

• Daryl Macon is 28-of-29 from the free throw line in the final minute and overtime of games this season. In his career, he is 58-of-63 (.921).

• Arkansas has knocked off four ranked opponents at home for the first time in program history.

## MISCELLANEOUS STATISTICS »

### Double-Figure Scoring Games

Player	13-14	14-15	15-16	16-17	17-18	Career
Barford	--	--	--	27	28	55
Macon	--	--	--	27	25	52
Beard	--	8	7	14	17	46
Gafford	--	--	--	--	20	20
Jones	--	--	--	2	10	12
Thomas	1	3	--	4	2	10
Hall	--	--	--	--	6	6
Bailey	--	--	--	1	3	4
Thompson	--	0	2	0	1	3

### 20-Point Scoring Games

Player	13-14	14-15	15-16	16-17	17-18	Career
Macon	--	--	--	3	14	17
Barford	--	--	--	5	12	17
Gafford	--	--	--	--	2	2

### 30-Point Scoring Games

Player	13-14	14-15	15-16	16-17	17-18	Career
Macon	--	--	--	1	1	2

### 3 + Three-Pointers in a Game

Player	13-14	14-15	15-16	16-17	17-18	Career
Macon	--	--	--	11	16	27
Barford	--	--	--	2	14	16
Jones	--	--	--	1	8	9
Beard	--	2	1	2	3	8
Thomas	0	1	--	0	0	1
Hall	--	--	--	--	1	1

### 5 + Three-Pointers in a Game

Player	13-14	14-15	15-16	16-17	17-18	Career
Macon	--	--	--	1	5	6
Jones	--	--	--	0	2	2
Barford	--	--	--	0	2	2

### Double Figure Rebounding Games

Player	13-14	14-15	15-16	16-17	17-18	Career
Gafford	--	--	--	--	3	3
Thompson	--	0	0	1	1	2
Thomas	0	0	--	0	2	2
Barford	--	--	--	0	1	1
Hall	--	--	--	--	1	1

### Double-Doubles

Player	13-14	14-15	15-16	16-17	17-18	Career
Gafford	--	--	--	--	2	2
Barford	--	--	--	0	1	1
Hall	--	--	--	--	1	1

### 5 + Assist Games

Player	13-14	14-15	15-16	16-17	17-18	Career
Macon	--	--	--	5	11	16
Beard	--	0	0	2	7	9
Barford	--	--	--	1	5	6
Thompson	--	0	1	1	3	5

### 3 + Steals in a Game

Player	13-14	14-15	15-16	16-17	17-18	Career
Barford	--	--	--	6	3	9
Beard	--	4	1	2	0	7
Macon	--	--	--	2	4	6
Thomas	0	1	--	1	1	3
Gafford	--	--	--	--	1	1
Thompson	--	0	0	1	0	1
Bailey	--	--	--	1	0	1

### 3 + Blocks in a Game

Player	13-14	14-15	15-16	16-17	17-18	Career
Gafford	--	--	--	--	11	11
Thompson	--	0	2	1	2	5
Jones	--	--	--	1	0	1
Cook	--	--	--	1	0	1
Bailey	--	--	--	0	1	1

# WELCOME TO THE #DUNKPALACE

## DUNKS BY PLAYER »

Daniel Gafford	65
Adrio Bailey	15
Darius Hall	10
Trey Thompson	6
Daryl Macon	4
C.J. Jones	4
Jaylen Barford	3
Gabe Osabuohien	3
8 Players	110

## MOST DUNKS IN A GAME »

12	Samford (11/10/17)
8	Auburn (02/27/18)
7	Troy (12/16/17)
7	Fresno State (11/17/17)
6	Mississippi State (1/2/18)
6	Oral Roberts (12/19/17)
5	CSU Bakersfield (12/27/17)
5	Colorado State (12/5/17)
5	Missouri (01/13/18)

## MOST DUNKS IN A HALF »

8	2nd	Samford (11/10/17)
6	2nd	Fresno State (11/17/17)
5	2nd	Troy (12/16/17)
4	1st	Auburn (02/27/18)
4	2nd	Auburn (02/27/18)
4	1st	Oral Roberts (12/19/17)
4	1st	Samford (11/10/17)

## RECORD BY DUNKS »

5+ Dunks	8-1
4+ Dunks	9-2
2+ Dunks	20-6
1 Dunk	0-1
Held Without a Dunk	1-2

## MOST DUNKS IN THE SEC »

Alabama	133
Mississippi State	115
Arkansas	110
Kentucky	110
Texas A&M	106
Auburn	99
LSU	86
Missouri	73
Tennessee	62
Florida	60
Vanderbilt	58
Ole Miss	59
Georgia	49
South Carolina	36

**Daniel Gafford has more dunks than 6 SEC teams »**

## 110 DUNKS IN 30 GAMES



• Arkansas' 110 dunks are the most of the Mike Anderson era. The only other team to reach 100 dunks in a season was the 2014-15 team who totalled exactly 100 dunks.

• Arkansas' 12 dunks against Samford are the most throwdowns of the Mike Anderson era in a single game with the previous high of eight coming against Mississippi State on Jan. 23, 2013.

Dunks	Opponent	Year
12	Samford	2017-18
8	Auburn	2017-18
8	Mississippi State	2012-13
7	Troy	2017-18
7	Fresno State	2017-18
7	Minnesota	2012-13
7	Alabama A&M	2012-13
7	Northwestern State	2015-16
7	Northwestern State	2014-15
7	Vanderbilt	2014-15

• Four of the five highest single-game dunk totals of the Mike Anderson era have come this season.

• The Razorbacks tallied just 46 dunks last season in 36 games.

• Arkansas is 20-5 this year when Daniel Gafford records at least one dunk. He has 65 dunks, which is more than six teams in the SEC.

# MIKE ANDERSON



## CAREER NUMBERS

**At Arkansas:** 149-83 (7th Year)

2017-18 » 21-9  
2016-17 » 26-10 (NCAA, Second Round)  
2015-16 » 16-16  
2014-15 » 27-9 (NCAA, Third Round)  
2013-14 » 22-12 (NIT, Second Round)  
2012-13 » 19-13  
2011-12 » 18-14

**At Missouri:** 111-57 (5 Years)

2010-11 » 23-11 (NCAA Second Round)  
2009-10 » 23-11 (NCAA Second Round)  
2008-09 » 31-7 (NCAA Elite Eight)  
2007-08 » 16-16  
2006-07 » 18-12

**At Alabama-Birmingham (UAB):** 89-41 (4 Years)

2005-06 » 24-7 (NCAA First Round)  
2004-05 » 22-11 (NCAA Second Round)  
2003-04 » 22-10 (NCAA Sweet 16, C-USA Co-Champs)  
2002-03 » 21-13 (NIT Quarterfinals)

**Overall Record**     **349-181 (16th Year)**

## IT'S A NUMBERS GAME

**Postseason Tournaments**

**1 2 3 4 5 6 7 8 9 10**

**20-Win Seasons**

**1 2 3 4 5 6 7 8 9 10**

**NCAA Tournaments**

**1 2 3 4 5 6 7 8**

**30-Win Seasons**

**1**

**Losing Seasons**

**0**

## PERSONAL INFO

Born: Dec. 12, 1959  
Hometown: Birmingham, Ala.  
Alma Mater: Tulsa (1982)  
Wife: Marcheita  
Children: Darcheita, Michael Jr., Yvonne  
Date Named Head Coach at Arkansas: March 23, 2011

**HEAD COACH**  
**7TH SEASON AT ARKANSAS**  
**16TH SEASON OVERALL**

Razorback Nation welcomed home one of its own on March 23, 2011, when Mike Anderson was named the 12th head men's basketball coach in Arkansas history. Charged with bringing back the winning tradition that was synonymous with the Razorback program throughout the '80s and '90s, Anderson enters his seventh season at Arkansas and 16th year as a head coach in 2017-18.

Anderson continued to bring Razorback basketball back to national relevance in 2016-17, leading Arkansas to a 26-10 record, a spot in the SEC Tournament Championship game and on the brink of knocking off the eventual National Champion North Carolina Tar Heels with the Sweet 16 on the line.

The Razorbacks posted the seventh-most wins in program history last season, as Anderson led his squad to 12 SEC victories for the fifth time in school history and captured six conference road victories, tying the 1994 championship team and the 2015 NCAA Tournament squad for the most in the SEC era. The Razorbacks ended the season 8-3 in their last 11 SEC road contests, the best stretch since the end of the 1993-94 and beginning of the 1994-95 seasons. Arkansas used its second-best free throw percentage in school history (.761) to post a 4-0 record in games decided by one possession and a perfect 24-0 mark when leading with two minutes left in the contest.

The outlook on Razorback basketball has never been brighter, as Anderson welcomes a top-25 recruiting class to Fayetteville for the upcoming season that features four of the top five players in the state of Arkansas. Three of the four players are listed as four-star prospects by ESPN as Anderson's staff continues to land the best talent in the state.

During the last four years, 17 current or former players have received their degree from the University of Arkansas, including five individuals during the 2016-17 season. Seniors Dusty Hannahs, Moses Kingsley and Manuele Watkins walked across the stage, while junior Trey Thompson participated in commencement and is scheduled to complete his degree in December and wear the coveted "SEC Graduate" patch on his uniform during the 2017-18 campaign. Former Razorback great and all-time assist leader Kareem Reid walked across the stage 18 years after his final game as a Hog, and former graduate transfer Willy Kouassi graduated in the summer of 2017 with his master's degree.

During his first six seasons at Arkansas, Anderson produced a 128-74 record and was the first head coach in program history to win 18 or more games in each of his first four years. Anderson has also re-established Bud Walton Arena as one of the toughest places to play and brought excitement back to the tradition-rich program. Since his return to Fayetteville, the Razorbacks are tied for the fourth-most home victories in the country with 95 and are one of four teams in the country with 95-plus wins and 15 or fewer losses at home over the last six seasons. The 2012-13 squad posted just the third unbeaten SEC home record (9-0) in program history and the first since 1998. The success on-and-off the court has translated into fan support as Arkansas returned to the top 25 in national attendance the first six years, including No. 12 in 2016-17.

## CONSISTENCY

*Head coach Mike Anderson is one of just four current Division I coaches with 15-plus years of head coaching experience and zero losing seasons. He is the only coach to accomplish the feat at three different programs.*

<b>Coach</b>	<b>Schools</b>	<b>Yrs</b>
Roy Williams	Kansas/UNC	30th
Tom Izzo	Michigan State	23rd
Mark Few	Gonzaga	18th
<b>Mike Anderson</b>	<b>UAB/Missouri/Arkansas</b>	<b>16th</b>

## BY THE NUMBERS »

4

» At least four Arkansas players have earned SEC Academic Honor Roll honors each of the last four years.

18

» Arkansas has had 18 current and former players graduate since May 2014, averaging 4.5 graduates per academic year.

21

» During the last four years, men's basketball has earned 21 SEC All-Academic honors, including seven in 2015-16.


# PLAY HARD ACT RIGHT

• Senior Trey Thompson in December and is wearing the coveted "SEC Graduate" patch on his uniform during the remainder of the 2017-18 campaign.

• Arkansas had a team grade point average of 2.93 last year, while all four incoming freshman had over a 3.3 GPA during their summer term.

18

CURRENT OR FORMER PLAYERS HAVE GRADUATED IN THE LAST 4 YEARS



## THE NATIONAL POLLS »

### Associated Press Poll (Feb. 26)

RK	TEAM	RECORD	POINTS
1	Virginia (48)	26-2	1,608
2	Michigan State (17)	28-3	1,571
3	Xavier	25-4	1,422
4	Villanova	25-4	1,416
5	Duke	24-5	1,362
6	Kansas	23-6	1,272
7	Gonzaga	27-4	1,231
8	Purdue	26-5	1,178
9	<b>North Carolina</b>	<b>22-7</b>	<b>1,140</b>
10	Cincinnati	25-4	1,013
11	Wichita State	23-5	945
12	Texas Tech	22-7	887
13	Ohio State	24-7	791
14	<b>Auburn</b>	<b>24-5</b>	<b>781</b>
15	Michigan	24-7	753
16	<b>Tennessee</b>	<b>21-7</b>	<b>564</b>
17	Rhode Island	23-4	558
18	Clemson	21-7	499
19	Arizona	22-7	450
20	West Virginia	21-8	429
21	Nevada	25-5	386
22	Saint Mary's	27-4	318
23	<b>Kentucky</b>	<b>20-9</b>	<b>174</b>
24	Middle Tennessee	23-5	144
25	<b>Houston</b>	<b>22-6</b>	<b>45</b>

**Others receiving votes:** TCU 41, Butler 34, St. Bonaventure 29, NC State 28, Creighton 26, Loyola-Chicago 8, USC 7, Florida State 4, Seton Hall 3, **Arkansas 3**, Virginia Tech 2, **Florida 1**, Boise State 1, **Oklahoma 1**

### USA Today Coaches Poll (Feb. 26)

RK	TEAM	RECORD	POINTS
1	Virginia	26-2	785
2	Michigan State	28-3	781
3	Duke	24-5	690
4	Xavier	25-4	683
5	Villanova	25-4	670
6	Kansas	23-6	644
7	Gonzaga	27-4	593
8	Purdue	26-5	587
9	<b>North Carolina</b>	<b>22-7</b>	<b>550</b>
10	Cincinnati	25-4	492
11	Wichita State	23-5	436
12	Texas Tech	22-7	421
13	Michigan	24-7	384
14	Ohio State	24-7	378
15	<b>Auburn</b>	<b>24-5</b>	<b>316</b>
16	Rhode Island	23-4	301
17	<b>Tennessee</b>	<b>21-7</b>	<b>290</b>
18	Clemson	21-7	248
19	West Virginia	21-8	223
20	Saint Mary's	27-4	195
21	Nevada	25-5	170
22	Arizona	22-7	166
23	Middle Tennessee	23-5	81
24	Creighton	20-9	66
25	<b>Kentucky</b>	<b>20-9</b>	<b>60</b>

**Others receiving votes:** **Houston 51**, Arizona State 22, TCU 17, Butler 14, Virginia Tech 12, North Carolina State 10, **Florida 10**, Nebraska 8, New Mexico State 7, Florida State 7, Loyola (Ill.) 7, Miami (Fla.) 6, St. Bonaventure 6, **Oklahoma 4**, Louisiana-Lafayette 3, **Arkansas 2**, Seton Hall 2, **Texas A&M 2**

## WEEK-BY-WEEK RANKINGS »

WEEK	AP	COACHES	NCAA RPI
Preseason	NR	RV	--
Nov. 13	RV	RV	--
Nov. 20	RV	RV	--
Nov. 27	RV	RV	--
Dec. 4	NR	NR	13
Dec. 11	RV	RV	9
Dec. 18	RV	RV	8
Dec. 25	RV	RV	11
Jan. 1	22	23	4
Jan. 8	RV	RV	17
Jan. 15	NR	NR	21
Jan. 22	NR	NR	32
Jan. 29	NR	NR	21
Feb. 5	NR	NR	41
Feb. 12	NR	NR	35
Feb. 19	RV	RV	25
Feb. 26	RV	RV	30
March 5			
March 12			
April 2 (Final)			

### The Last time Arkansas was ranked in the AP...

Top 25:	No. 22	Jan. 1, 2018
Top 15:	No. 15	Nov. 14, 2000
Top 10:	No. 6	1994-95 Final Poll
Top 5:	No. 5	March 7, 1995
No. 1:	No. 1	1994-95 Preseason Poll



## » QUICK FACTS »

### ABOUT ARKANSAS

Location..... Fayetteville, Ark.  
Enrollment .....27,558  
Founded.....1871  
Colors..... Cardinal (PMS 201) and White  
Nickname.....Razorbacks  
Conference.....Southeastern (SEC)  
Arena (Capacity).....Bud Walton Arena (19,200)

### ADMINISTRATION

System President..... Dr. Donald R. Bobbitt  
Chancellor.....Dr. Joseph E. Steinmetz  
Athletic Director.....Hunter Yurachek  
Faculty Representative.....Gerald Jordan

### COMMUNICATIONS

Associate Communications Director.....David Beall  
Email.....jdb048@uark.edu  
Office Phone..... 479-575-3114  
Cell Phone.....479-445-5336  
Twitter.....@Beall\_sid  
Secondary Contact.....Brent Hull  
Email.....bwh003@uark.edu  
Office Fax.....479-575-7481  
Athletic Website.....ArkansasRazorbacks.com  
Bud Walton Arena Press Row.....479-575-6622  
Arkansas Ticket Office.....479-575-5151

### HISTORY

First Year .....1923-24  
Seasons.....95th  
Overall Conference Championships .24 (2 SEC, 22 SWC)  
SEC Overall Championships.....2 (1992, 1994)  
SEC Division Championships ..4 (1992, 1993, 1994, 1995)  
SEC Tournament Championships .....1 (2000)  
NCAA Tournament Appearances .....31\*  
National Championships.....1 (1994)  
National Runner-Up.....1 (1995)  
NCAA Final Fours.....6 (1941, 1945, 1978, 1990, 1994, 1995)  
NCAA Elite Eight .....6 (1978, 1979, 1990, 1994, 1995)  
NCAA Sweet 16 .....10  
NIT Record (App.).....5-4 (3)

\* - Arkansas also received a bid in 1944 but was unable to participate due to a car accident. Total number of appearances is 31.

## » THE LITTLE THINGS MATTER »

Player	Deflections	Charges	Steals	Dunks	Blocks
Adrio Bailey	94	4	11	16	21
Jaylen Barford	133	1	31	3	8
Anton Beard	140	5	26	0	2
Arlando Cook	46	0	7	0	2
Daniel Gafford	184	6	18	58	64
Khalil Garland	0	0	0	0	0
Darrious Hall	95	7	14	10	7
Jonathan Holmes	3	0	1	0	0
C.J. Jones	41	0	8	4	4
Daryl Macon	94	2	33	3	2
Gabe Osabuohien	40	8	3	3	3
Dustin Thomas	106	8	19	0	3
Trey Thompson	138	0	22	7	26
<b>Totals</b>	<b>1,114</b>	<b>41</b>	<b>194</b>	<b>102</b>	<b>142</b>

## » HONORS AND AWARDS »

### Daryl Macon

- SEC Player of the Week (Jan. 29, 2018)
- SEC Player of the Week (Jan. 1, 2018)
- SEC Player of the Week (Dec. 18, 2017)
- Preseason coaches All-SEC second team
- SEC All-Tournament Team (2017)
- SEC Player of the Week (Feb. 20, 2017)
- MVP of the Lone Star Shootout (2017)

### Jaylen Barford

- Preseason coaches All-SEC second team
- PK80 Victory Bracket All-Tournament team

### Anton Beard

- SEC All-Freshman (2015)
- SEC Freshman of the Week (Feb. 23, 2015)

### Daniel Gafford

- SEC Freshman of the Week (Dec. 11, 2017)
- SEC Freshman of the Week (Jan. 22, 2018)
- SEC Freshman of the Week (Feb. 19, 2018)

### Trey Thompson

- SEC Winter Academic Honor Roll (2015-16)
- SEC First Year Academic Honor Roll (2014-15)

### Dustin Thomas

- SEC First Year Academic Honor Roll (2015-16)

## » PROHOGS BY THE NUMBERS »

# #PR HOGS

# 37

» Arkansas has had 37 all-time NBA Draft selections from 35 different players in program history.

# 16

» The Razorbacks have 16 All-Star game appearances by Joe Johnson (7), Sidney Moncrief (5) and Alvin Robertson (4).

# 12

» Arkansas has 12 first round NBA Draft picks in program history with Sidney Moncrief going No. 5 overall in 1979.

### #PROHOGS PRODUCTION »

Arkansas has had 29 former players go on to play in the NBA, including three this season as listed below.

Player	Team	Yrs	Draft Class
Joe Johnson	Jazz	17th	2001 - 10th (UTA)
Patrick Beverley	Rockets	6th	2009 - 42nd (LAC)
Bobby Portis	Bulls	3rd	2015 - 22nd (CHI)



## THE LAST TIME ARKANSAS »

### POINTS »

- Scored 100+ : 12/19/17 - 104 vs. Oral Roberts
- Scored 100+ in an SEC game: 02/10/15 - 101 vs. Auburn
- Scored fewer than 50: 02/09/16 - 46 at Mississippi State

### OVERTIME GAMES »

- Played in an OT game: 01/23/18 at Georgia, W, 80-77 (2 OT)
- Played in a 2OT game: 01/23/18 at Georgia, W, 80-77 (2 OT)
- Played in a 3OT game: 02/09/80 vs. Houston, L, 90-84 (3 OT)

### VERSUS TOP-25 OPPONENTS »

- Beat an AP Top 25 team: 02/27/18 vs. No. 14 Auburn, W, 91-82
- Beat an AP Top 20 team: 02/27/18 vs. No. 14 Auburn, W, 91-82
- Beat an AP Top 15 team: 02/27/18 vs. No. 14 Auburn, W, 91-82
- Beat an AP Top 10 team: 01/27/16 vs. No. 5 Texas A&M, W, 74-71
- Beat an AP Top 5 team: 01/27/16 vs. No. 5 Texas A&M, W, 74-71

### VERSUS TOP-25 OPPONENTS ON THE ROAD »

- Beat an AP Top 25 team on road: 02/15/17 at No. 21 South Carolina, W, 83-76
- Beat an AP Top 5 team on road: 02/09/94 at No. 4 Kentucky, W, 90-82

### DOUBLE-DOUBLES »

- Two players in same game: 02/27/18 vs. Auburn
  - Daniel Gafford (21 pts, 10 rebs) and Jaylen Barford (20 pts, 10 rebs)

### 3-POINT SHOOTING »

- 10+ 3FGM in a game: 02/27/18 - 10 vs. Auburn
- 15+ 3FGM in a game: 01/09/16 - 16 vs. Mississippi State

### AT THE CHARITY STRIPE »

- Attempted 30+ FT in a game: 02/27/18 - 30 vs. Auburn
- 20+ FTM in a game: 02/06/18 - 23 (of 29) vs. South Carolina
- 25+ FTM in a game: 01/20/18 - 28 (of 35) vs. Ole Miss

### ASSISTS »

- Had 20+ assists: 12/19/17 - 27 vs. Oral Roberts
- Had 20+ assists in back-to-back games: 12/05/17 (22 vs. Colorado State) 12/09/17 (23 vs. Minnesota)
- Had 25+ assists: 12/19/17 - 27 vs. Oral Roberts
- Had 2 players with 5+ assists: 02/27/18 vs. Auburn (Macon - 6, Beard - 5)
- Had 3 players with 5+ assists: 11/10/17 vs. Samford (Macon - 8, Barford & Beard - 6)

## THE LAST TIME AN ARKANSAS PLAYER »

### POINTS »

- Scored 30-39 points in a game: 12/30/17 - 33 by Daryl Macon vs. Tennessee
- Scored 40-49 points in a game: 01/11/92 - 43 by Todd Day vs. LSU
- Scored 50+ points in a game: 11/13/09 - 51 by Rotnei Clarke vs. Alcorn State

### DOUBLE-DOUBLES »

- Points/Rebounds: 02/27/18 - 21 pts and 10 rebs by Daniel Gafford vs. Auburn
- Points/Assists: 02/27/18 - 20 pts and 10 rebs by Jaylen Barford vs. Auburn
- Points/Assists: 02/17/16 - 12 pts and 10 asts by Jabril Durham vs. Auburn

### REBOUNDS »

- Had 15+ rebounds in a game: 03/07/15 - 15 by Bobby Portis vs. LSU
- Had 20+ rebounds in a game: 11/21/97 - 23 by Nick Davis vs. Jackson State

### THREE-POINT SHOOTING »

- 5+ 3FGM in a game: 02/06/18 - 5 (9 att) by Jaylen Barford vs. South Carolina

### AT THE CHARITY STRIPE »

- 10+ FTA in a game: 02/13/18 - 10 by Daniel Gafford at Ole Miss
- 10+ FTM in a game: 02/06/18 - 12 (of 13) by Daryl Macon vs. South Carolina

### ASSISTS »

- 5+ assists in a game: 02/27/18 vs. Auburn (Macon - 6) 02/27/18 vs. Auburn (Beard - 5)
- Consecutive 5+ assists games: 02/17/18 at Ole Miss (Beard - 5) 02/20/18 vs. Kentucky (Beard - 5)
- Three straight 5+ assists games: 01/12/18 by Daryl Macon vs. Missouri (8) 01/17/18 by Daryl Macon at Florida (5) 01/20/18 by Daryl Macon vs. Ole Miss (6)
- 10+ assists in a game: 03/05/16 - 11 by Jabril Durham vs. South Carolina
- Consecutive 10+ assists games: 01/16/10 - by Courtney Fortson vs. Alabama (10) 01/21/10 - by Courtney Fortson vs. Florida (11)

### BLOCKS »

- Had 3+ blocks in a game: 02/27/18 - 7 by Daniel Gafford vs. Auburn
- Had 5+ blocks in a game: 02/27/18 - 7 by Daniel Gafford vs. Auburn

### STEALS »

- Had 5+ steals in a game: 12/19/17 - 5 by Jaylen Barford vs. Oral Roberts
- Had consecutive 5+ steal games: 01/01/06 - by Ronnie Brewer vs. W. Illinois (5) 01/07/06 - by Ronnie Brewer vs. Miss. State (5)

## » ARKANSAS GAME HIGHS »

POINTS	104	ORAL ROBERTS (12/19/17)
	102	vs UCONN (11/26/17)
	101	BUCKNELL (11/12/17)
FIELD GOALS MADE	41	ORAL ROBERTS (12/19/17)
	39	MINNESOTA (12/09/17)
FIELD GOAL ATTEMPTS	72	vs North Carolina (11/24/17)
	71	TEXAS A&M (02/17/18)
	71	BUCKNELL (11/12/17)
FIELD GOAL PERCENTAGE	.600 (33-55)	vs UCONN (11/26/17)
	.594 (41-69)	ORAL ROBERTS (12/19/17)
3 PT FIELD GOALS MADE	14	ORAL ROBERTS (12/19/17)
	11	at Georgia (01/23/18)
	11	OLE MISS (01/20/18)
	11	vs UCONN (11/26/17)
3 PT FG ATTEMPTS	27	CSU BAKERSFIELD (12/27/17)
	27	vs North Carolina (11/24/17)
3 PT FG PERCENTAGE	.579 (11-19)	vs UCONN (11/26/17)
	.560 (14-25)	ORAL ROBERTS (12/19/17)
FREE THROWS MADE	28	OLE MISS (01/20/18)
	27	vs Oklahoma (11/23/17)
FREE THROW ATTEMPTS	38	FRESNO STATE (11/17/17)
	35	OLE MISS (01/20/18)
FREE THROW PERCENTAGE	.818 (27-33)	vs Oklahoma (11/23/17)
	.800 (28-35)	OLE MISS (01/20/18)
REBOUNDS	49	at Ole Miss (02/13/18)
	47	CSU BAKERSFIELD (12/27/17)
ASSISTS	28	SAMFORD (11/10/17)
	27	ORAL ROBERTS (12/19/17)
STEALS	14	ORAL ROBERTS (12/19/17)
BLOCKED SHOTS	9	VANDERBILT (02/10/18)
	9	MINNESOTA (12/09/17)
TURNOVERS	16	vs North Carolina (11/24/17)
	16	at Alabama (02/24/18)
	16	vs Oklahoma (11/23/17)
FOULS	27	MINNESOTA (12/09/17)
	26	at Mississippi State (01/02/18)

## » ARKANSAS GAME LOWS »

POINTS	54	LSU (01/10/18)
	65	at Houston (12/02/17)
	65	MISSOURI (01/13/18)
FIELD GOALS MADE	19	at Houston (12/02/17)
	19	LSU (01/10/18)
FIELD GOAL ATTEMPTS	50	MISSOURI (01/13/18)
	53	OLE MISS (01/20/18)
	53	SOUTH CAROLINA (02/06/18)
FIELD GOAL PERCENTAGE	.333 (19-57)	LSU (01/10/18)
	.345 (19-55)	at Houston (12/02/17)
3 PT FIELD GOALS MADE	3	at LSU (02/03/18)
3 PT FG ATTEMPTS	8	at LSU (02/03/18)
	13	MISSOURI (01/13/18)
3 PT FG PERCENTAGE	.211 (4-19)	at Auburn (01/06/18)
	.222 (4-18)	LSU (01/10/18)
FREE THROWS MADE	5	vs North Carolina (11/24/17)
	5	at Mississippi State (01/02/18)
FREE THROW ATTEMPTS	8	vs North Carolina (11/24/17)
	12	at Mississippi State (01/02/18)
FREE THROW PERCENTAGE	.400 (6-15)	at Florida (01/17/18)
	.417 (5-12)	at Mississippi State (01/02/18)
REBOUNDS	25	ORAL ROBERTS (12/19/17)
	28	at Georgia (01/23/18)
ASSISTS	7	at Houston (12/02/17)
	9	TENNESSEE (12/30/17)
STEALS	3	at Mississippi State (01/02/18)
	3	LSU (01/10/18)
	3	at Florida (01/17/18)
	3	KENTUCKY (02/20/18)
BLOCKED SHOTS	0	at Ole Miss (02/13/18)
TURNOVERS	5	COLORADO STATE (12/05/17)
	6	vs Troy (12/16/17)
FOULS	12	ORAL ROBERTS (12/19/17)

## » ARKANSAS INDIVIDUAL GAME HIGHS »

Points	33	Daryl Macon vs Tennessee (12/30/17)
	28	Jaylen Barford at Florida (01/17/18)
	28	Jaylen Barford vs Tennessee (12/30/17)
	27	Daryl Macon vs Oklahoma (11/23/17)
	27	Jaylen Barford vs Bucknell (11/12/17)
Field Goals Made	10	Daniel Gafford vs Auburn (02/27/18)
	10	Jaylen Barford at Georgia (01/23/18)
	10	Jaylen Barford at Florida (01/17/18)
	10	Daryl Macon vs Tennessee (12/30/17)
	10	Jaylen Barford vs Tennessee (12/30/17)
	10	Jaylen Barford vs Bucknell (11/12/17)
Field Goal Att.	20	Jaylen Barford at Georgia (01/23/18)
	19	Jaylen Barford vs Oklahoma (11/23/17)
FG Pct (min 5 made)	1.000 (8-8)	Daniel Gafford vs Minnesota (12/09/17)
	1.000 (6-6)	Darius Hall at Texas A&M (01/30/18)
3-Point FG Made	6	Daryl Macon vs Oklahoma (11/23/17)
	5	Jaylen Barford vs South Carolina (02/06/18)
	5	Daryl Macon at Georgia (01/23/18)
	5	Jaylen Barford at Florida (01/17/18)
	5	Daryl Macon at Mississippi State (01/02/18)
	5	Daryl Macon vs Tennessee (12/30/17)
	5	C.J. Jones vs Oral Roberts (12/19/17)
	5	Daryl Macon vs Troy (12/16/17)
	5	C.J. Jones vs Minnesota (12/09/17)
3-Point FG Att.	10	Jaylen Barford vs Texas A&M (02/17/18)
	10	Daryl Macon at Georgia (01/23/18)
	10	C.J. Jones vs North Carolina (11/24/17)
3-Pt FG Pct (min 2 made)	1.000 (4-4)	Daryl Macon vs Auburn (02/27/18)
	1.000 (3-3)	C.J. Jones at Alabama (02/24/18)
	1.000 (2-2)	Jaylen Barford vs Oral Roberts (12/19/17)
Free Throws Made	12	Daryl Macon vs South Carolina (02/06/18)
	11	Daryl Macon vs Ole Miss (01/20/18)
Free Throw Att.	13	Daryl Macon vs South Carolina (02/06/18)
	12	Daryl Macon vs Ole Miss (01/20/18)
FT Pct (min 6 made)	1.000 (8-8)	Darius Hall vs Ole Miss (01/20/18)
	1.000 (8-8)	Daryl Macon vs Tennessee (12/30/17)
	1.000 (7-7)	Daryl Macon vs Oklahoma (11/23/17)
	1.000 (6-6)	Daryl Macon at LSU (02/03/18)
	1.000 (6-6)	Daryl Macon at Georgia (01/23/18)
	1.000 (6-6)	C.J. Jones vs UCONN (11/26/17)
	1.000 (6-6)	Anton Beard vs Oklahoma (11/23/17)
Rebounds	12	Daniel Gafford vs CSU Bakersfield (12/27/17)
	11	Darius Hall at Ole Miss (02/13/18)
	11	Daniel Gafford at Florida (01/17/18)
	11	Trey Thompson vs Bucknell (11/12/17)
Assists	8	Daryl Macon vs Missouri (01/13/18)
	8	Daryl Macon vs CSU Bakersfield (12/27/17)
	8	Daryl Macon vs Minnesota (12/09/17)
	8	Daryl Macon vs Samford (11/10/17)
Steals	5	Jaylen Barford vs Oral Roberts (12/19/17)
Blocked Shots	7	Daniel Gafford vs Auburn (02/27/18)
	7	Daniel Gafford vs Vanderbilt (02/10/18)
Turnovers	6	Jaylen Barford vs Missouri (01/13/18)
	5	Daryl Macon at Georgia (01/23/18)
Fouls	5	Darius Hall vs Vanderbilt (02/10/18)
	5	Trey Thompson at Texas A&M (01/30/18)
	5	Adrio Bailey at Mississippi State (01/02/18)
	5	Anton Beard vs Tennessee (12/30/17)
	5	Dustin Thomas vs Tennessee (12/30/17)
	5	Daniel Gafford vs UCONN (11/26/17)
	5	Daniel Gafford vs Bucknell (11/12/17)
	5	Daniel Gafford vs Samford (11/10/17)
Minutes	42	Jaylen Barford at Georgia (01/23/18)
	42	Anton Beard vs Tennessee (12/30/17)
	41	Daryl Macon vs Tennessee (12/30/17)
	38	Anton Beard at Georgia (01/23/18)
	38	Daryl Macon at Auburn (01/06/18)
	38	Jaylen Barford at Mississippi State (01/02/18)
	38	Anton Beard vs North Carolina (11/24/17)

# STARTING LINEUPS »

Date	Opponent	G	G	G	F	F	Outcome
Nov. 10	Samford	Barford	Macon	Beard	Bailey	Thompson	W, 95-56
Nov. 12	Bucknell	Barford	Macon	Beard	Bailey	Thompson	W, 101-73
Nov. 17	Fresno State	Barford	Macon	Beard	Bailey	Thompson	W, 83-75
Nov. 23	vs. Oklahoma^	Barford	Macon	Beard	Bailey	Thompson	W, 92-83
Nov. 24	vs. North Carolina^	Barford	Macon	Beard	Bailey	Thompson	L, 87-68
Nov. 26	vs. UConn^	Barford	Macon	Beard	Bailey	Thompson	W, 102-67
Dec. 2	at Houston	Barford	Macon	Beard	Bailey	Thompson	L, 91-65
Dec. 5	Colorado State	Barford	Macon	Beard	Thomas	Thompson	W, 92-66
Dec. 9	Minnesota	Barford	Macon	Beard	Thomas	Gafford	W, 95-79
Dec. 16	vs. Troy+	Barford	Macon	Beard	Thomas	Gafford	W, 88-63
Dec. 19	Oral Roberts	Barford	Macon	Beard	Thomas	Gafford	W, 104-69
Dec. 27	CSU Bakersfield	Barford	Macon	Beard	Thomas	Gafford	W, 95-68
Dec. 30	Tennessee*	Barford	Macon	Beard	Thomas	Gafford	W, 95-93 (OT)
Jan. 2	at Mississippi State*	Barford	Macon	Beard	Thomas	Gafford	L, 78-75
Jan. 6	at Auburn*	Barford	Macon	Beard	Thomas	Gafford	L, 88-77
Jan. 10	LSU*	Barford	Macon	Beard	Bailey	Gafford	L, 75-54
Jan. 13	Missouri*	Barford	Hall	Beard	Thomas	Gafford	W, 65-63
Jan. 17	at Florida*	Barford	Macon	Beard	Thomas	Gafford	L, 88-73
Jan. 20	Ole Miss*	Barford	Hall	Beard	Bailey	Gafford	W, 97-93
Jan. 23	at Georgia*	Barford	Hall	Beard	Bailey	Gafford	W, 80-77
Jan. 27	Oklahoma State	Barford	Hall	Beard	Bailey	Gafford	W, 66-65
Jan. 30	at Texas A&M*	Barford	Hall	Beard	Cook	Gafford	L, 80-66
Feb. 3	at LSU*	Barford	Macon	Beard	Thomas	Gafford	L, 94-86
Feb. 6	South Carolina*	Barford	Macon	Beard	Bailey	Gafford	W, 81-65
Feb. 10	Vanderbilt*	Barford	Macon	Beard	Cook	Gafford	W, 72-54
Feb. 13	at Ole Miss*	Barford	Macon	Beard	Thomas	Gafford	W, 75-64
Feb. 17	Texas A&M*	Barford	Macon	Beard	Thomas	Gafford	W, 94-75
Feb. 20	Kentucky*	Barford	Macon	Beard	Thomas	Gafford	L, 87-72
Feb. 24	at Alabama*	Barford	Macon	Beard	Thomas	Gafford	W, 76-73
Feb. 27	Auburn*	Barford	Macon	Beard	Thomas	Thompson	W, 91-82
March 3	at Missouri*	--	--	--	--	--	--

^ Phil Knight Invitational (Portland, Oregon)

+ at Verizon Arena (North Little Rock, Ark.)

\* SEC Game

% Big12/SEC Challenge

Date	Opponent	Largest Lead	Largest Deficit	Time Led	Time Trailed	Time Tied	Outcome
Nov. 10	Samford	44 (2nd - 12:09)	1 (1st - 16:52)	38:45	0:07	1:08	W, 95-56
Nov. 12	Bucknell	28 (2nd - 00:19)	3 (1st - 19:37)	37:56	1:41	0:23	W, 101-73
Nov. 17	Fresno State	19 (2nd - 10:32)	6 (1st - 17:50)	35:05	4:42	0:13	W, 83-75
Nov. 23	vs. Oklahoma^	10 (1st - 8:45)	2 (1st - 16:05)	36:29	0:58	2:33	W, 93-83
Nov. 24	vs. North Carolina^	6 (1st - 15:05)	19 (2nd - 0:24)	7:25	31:21	1:14	L, 87-68
Nov. 26	vs. UConn^	42 (2nd - 2:03)	None	39:49	None	0:11	W, 102-67
Dec. 2	at Houston	None	30 (2nd - 3:04)	None	38:34	1:26	L, 91-65
Dec. 5	Colorado State	29 (2nd - 5:43)	11 (1st - 16:10)	32:05	7:34	0:21	W, 92-66
Dec. 9	Minnesota	19 (2nd - 7:59)	None	39:19	None	0:41	W, 95-79
Dec. 16	vs. Troy+	25 (2nd - 1:43)	6 (1st - 18:47)	35:38	4:10	0:12	W, 88-63
Dec. 19	Oral Roberts	40 (2nd - 15:54)	None	38:55	None	1:05	W, 104-69
Dec. 27	CSU Bakersfield	27 (2nd - 0:23)	3 (1st - 18:42)	36:56	1:25	1:39	W, 95-68
Dec. 30	Tennessee*	11 (OT - 0:47)	10 (1st - 1:11)	4:05	38:23	2:32	W, 95-93 (OT)
Jan. 2	at Mississippi State*	8 (2nd - 12:46)	4 (1st - 0:44)	28:44	6:09	5:07	L, 78-75
Jan. 6	at Auburn*	None	21 (2nd - 11:24)	None	39:43	0:16	L, 88-77
Jan. 10	LSU*	1 (1st - 19:37)	27 (2nd - 2:29)	0:20	39:17	0:23	L, 75-54
Jan. 13	Missouri*	18 (1st - 6:11)	6 (2nd - 4:43)	27:21	8:21	4:18	W, 65-63
Jan. 17	at Florida*	2 (1st - 15:24)	21 (2nd - 4:01)	0:58	36:49	2:13	L, 88-73
Jan. 20	Ole Miss*	16 (1st - 1:58)	2 (1st - 14:42)	39:09	0:21	0:30	W, 97-93
Jan. 23	at Georgia*	6 (2nd - 7:45)	16 (1st - 6:40)	10:58	31:36	7:26	W, 80-77
Jan. 27	Oklahoma State	3 (2nd - 2:06)	13 (1st - 11:40)	6:38	32:30	0:52	W, 66-65
Jan. 30	at Texas A&M*	9 (1st - 14:14)	21 (2nd - 13:37)	6:34	30:50	2:36	L, 80-66
Feb. 3	at LSU*	4 (1st - 18:36)	13 (2nd - 17:59)	6:33	32:05	1:22	L, 94-86
Feb. 6	South Carolina*	17 (2nd - 6:09)	5 (1st - 14:47)	34:36	4:31	0:53	W, 81-65
Feb. 10	Vanderbilt*	21 (2nd - 3:18)	6 (1st - 9:06)	28:45	9:55	1:20	W, 72-54
Feb. 13	at Ole Miss*	18 (2nd - 3:00)	6 (1st - 17:59)	26:51	12:41	0:28	W, 75-64
Feb. 17	Texas A&M*	19 (2nd - 0:38)	2 (1st - 18:32)	38:20	0:24	1:16	W, 94-75
Feb. 20	Kentucky*	11 (1st - 17:01)	17 (2nd - 0:30)	18:39	14:41	6:40	L, 87-72
Feb. 24	at Alabama*	10 (1st - 2:30)	4 (2nd - 16:16)	29:33	7:14	3:13	W, 76-73
Feb. 27	Auburn*	19 (2nd - 17:48)	3 (1st - 19:21)	37:56	0:31	1:20	W, 91-82
March 3	at Missouri*	--	--	--	--	--	--

^ Phil Knight Invitational (Portland, Oregon)

+ at Verizon Arena (North Little Rock, Ark.)

\* SEC Game

% Big12/SEC Challenge



▶ GAME-BY-GAME LEADERS »

Date	Opponent	Points	Rebounds	Assists	Steals	Blocks
Nov. 10	Samford	Two Players (16)	Thompson (8)	Macon (8)	Macon (2)	Gafford (3)
Nov. 12	Bucknell	Barford (27)	Thompson (11)	Macon (4)	Three Players (2)	Two Players (2)
Nov. 17	Fresno State	Gafford (25)	Gafford (8)	Barford (5)	Gafford (2)	Gafford (3)
Nov. 23	vs. Oklahoma^	Macon (27)	Thomas (9)	Thompson (5)	Two Players (2)	Barford (2)
Nov. 24	vs. North Carolina^	Barford (21)	Gafford (6)	Beard (4)	Barford (2)	Bailey (5)
Nov. 26	vs. UConn^	Barford (24)	Hall (6)	Thompson (5)	Five Players (1)	Bailey (1)
Dec. 2	at Houston	Two Players (13)	Two Players (6)	Beard (3)	Four Players (1)	Thompson (1)
Dec. 5	Colorado State	Two Players (19)	Gafford (6)	Macon (7)	Two Players (2)	Gafford (2)
Dec. 9	Minnesota	Barford (22)	Gafford (7)	Macon (8)	Two Players (2)	Gafford (6)
Dec. 16	vs. Troy+	Macon (25)	Barford (7)	Two Players (5)	Macon (3)	Gafford (3)
Dec. 19	Oral Roberts	Barford (18)	Two Players (4)	Three Players (4)	Barford (5)	Three Players (2)
Dec. 27	CSU Bakersfield	Barford (19)	Gafford (12)	Macon (8)	Three Players (2)	Three Players (1)
Dec. 30	Tennessee*	Macon (33)	Gafford (8)	Barford (4)	Barford (2)	Gafford (5)
Jan. 2	at Mississippi State*	Macon (24)	Barford (7)	Barford (5)	Beard (2)	Thompson (1)
Jan. 6	at Auburn*	Barford (21)	Two Players (6)	Barford (3)	Macon (3)	Cook (2)
Jan. 10	LSU*	Barford (17)	Thompson (6)	Macon (4)	Three Players (1)	Gafford (3)
Jan. 13	Missouri*	Gafford (15)	Two Players (6)	Macon (8)	Two Players (2)	Gafford (1)
Jan. 17	at Florida*	Barford (28)	Gafford (11)	Macon (5)	Three Players (1)	Two Players (1)
Jan. 20	Ole Miss*	Barford (23)	Gafford (9)	Macon (6)	Two Players (3)	Gafford (3)
Jan. 23	at Georgia*	Macon (25)	Two Players (4)	Beard (4)	Barford (3)	Thompson (2)
Jan. 27	Oklahoma State	Macon (22)	Thomas (10)	Beard (6)	Thomas (3)	Thompson (2)
Jan. 30	at Texas A&M*	Macon (20)	Hall (7)	Two Players (4)	Two Players (2)	Thompson (3)
Feb. 3	at LSU*	Macon (22)	Five Players (4)	Macon (4)	Two Players (2)	Two Players (1)
Feb. 6	South Carolina*	Macon (25)	Two Players (6)	Macon (4)	Macon (3)	Two Players (3)
Feb. 10	Vanderbilt*	Macon (21)	Gafford (9)	Macon (4)	Two Players (2)	Gafford (7)
Feb. 13	at Ole Miss*	Gafford (19)	Hall (11)	Macon (6)	Four Players (1)	None
Feb. 17	Texas A&M*	Barford (21)	Hall (7)	Two Players (5)	Five Players (5)	Gafford (2)
Feb. 20	Kentucky*	Macon (26)	Thomas (10)	Beard (5)	Three Players (1)	Gafford (4)
Feb. 24	at Alabama*	Macon (17)	Two Players (7)	Thompson (5)	Macon (3)	Two Players (1)
Feb. 27	Auburn*	Gafford (21)	Two Players (10)	Macon (6)	Five Players (1)	Gafford (7)
March 3	at Missouri*	--	--	--	--	--

^ Phil Knight Invitational (Portland, Oregon)

+ at Verizon Arena (North Little Rock, Ark.)

\* SEC Game

% Big12/SEC Challenge

Date	Opponent	Deflections	Charges	Steals	Dunks	Blocks
Nov. 10	Samford	43	2	7	12	6
Nov. 12	Bucknell	34	1	10	4	5
Nov. 17	Fresno State	42	4	5	7	6
Nov. 23	vs. Oklahoma^	37	3	8	2	4
Nov. 24	vs. North Carolina^	48	1	8	0	9
Nov. 26	vs. UConn^	43	2	5	4	1
Dec. 2	at Houston	27	4	4	0	1
Dec. 5	Colorado State	42	2	6	5	3
Dec. 9	Minnesota	50	1	5	3	9
Dec. 16	vs. Troy+	50	1	7	7	8
Dec. 19	Oral Roberts	42	1	14	6	7
Dec. 27	CSU Bakersfield	42	1	10	5	3
Dec. 30	Tennessee*	34	4	4	2	7
Jan. 2	at Mississippi State*	22	1	3	6	3
Jan. 6	at Auburn*	27	1	6	1	4
Jan. 10	LSU*	22	0	3	2	5
Jan. 13	Missouri*	38	1	7	5	1
Jan. 17	at Florida*	25	0	3	2	2
Jan. 20	Ole Miss*	32	0	9	3	4
Jan. 23	at Georgia*	48	1	8	0	2
Jan. 27	Oklahoma State	49	1	9	3	7
Jan. 30	at Texas A&M*	33	1	7	4	7
Feb. 3	at LSU*	26	0	8	3	2
Feb. 6	South Carolina*	45	2	8	3	7
Feb. 10	Vanderbilt*	42	1	6	2	9
Feb. 13	at Ole Miss*	40	1	4	3	0
Feb. 17	Texas A&M*	41	3	5	3	3
Feb. 20	Kentucky*	42	0	3	2	7
Feb. 24	at Alabama*	23	0	7	3	2
Feb. 27	Auburn*	26	1	5	8	8
March 3	at Missouri*	--	--	--	--	--
<b>TOTALS</b>		<b>1,114</b>	<b>41</b>	<b>194</b>	<b>110</b>	<b>142</b>

^ Phil Knight Invitational (Portland, Oregon)

+ at Verizon Arena (North Little Rock, Ark.)

\* SEC Game

% Big12/SEC Challenge

**MISCELLANEOUS TEAM STATS »**

Date	Opponent	W/L	Points In Paint			Pts Off Turnovers			2nd Chance Pts			Fast Break Pts		
			Ark	Opp.	Diff.	Ark	Opp.	Diff.	Ark	Opp.	Diff.	Ark	Opp.	Diff.
Nov. 10	Samford	W	44	20	+24	35	14	+21	7	17	-10	19	9	+10
Nov. 12	Bucknell	W	54	28	+26	29	15	+14	25	8	+17	10	0	+10
Nov. 17	Fresno State	W	40	36	+4	20	11	+9	13	14	-1	12	9	+3
Nov. 23	vs. Oklahoma^	W	30	42	-12	20	13	+7	12	4	+8	6	12	-6
Nov. 24	vs. North Carolina^	L	28	38	-10	15	15	0	6	8	-2	2	8	-6
Nov. 26	vs. UConn^	W	38	28	+10	20	16	+4	9	7	+2	13	3	+10
Dec. 2	at Houston	L	18	29	-11	9	12	-3	8	9	-1	0	9	-9
Dec. 5	Colorado State	W	38	20	+18	27	6	+21	8	18	-10	16	7	+9
Dec. 9	Minnesota	W	46	38	+8	17	12	+5	15	12	+3	11	15	-4
Dec. 16	vs. Troy+	W	50	16	+34	17	7	+10	12	9	+3	19	2	+17
Dec. 19	Oral Roberts	W	46	38	+8	42	9	+33	11	12	-1	26	6	+20
Dec. 27	CSU Bakersfield	W	40	22	+18	24	9	+15	23	16	+7	9	8	+1
Dec. 30	Tennessee*	W	38	30	+8	18	10	+8	11	11	0	19	16	+3
Jan. 2	at Mississippi State*	L	42	38	+4	9	19	-10	9	16	-7	4	10	-6
Jan. 6	at Auburn*	L	40	36	+4	9	16	-7	9s	4	+5	15	10	+5
Jan. 10	LSU*	L	26	44	-18	6	15	-9	13	11	+2	3	6	-3
Jan. 13	Missouri*	W	34	14	+20	14	19	-5	7	13	-6	14	7	+7
Jan. 17	at Florida*	L	36	26	+10	11	17	-6	14	10	+4	4	14	-10
Jan. 20	Ole Miss*	W	30	32	-2	21	18	+3	11	22	-11	8	8	0
Jan. 23	at Georgia*	W	24	18	+6	23	16	+7	10	21	-11	12	6	+6
Jan. 27	Oklahoma State	W	30	20	+10	20	9	+11	23	15	+8	11	2	+9
Jan. 30	at Texas A&M*	L	24	34	-10	20	11	+9	5	10	-5	8	14	-6
Feb. 3	at LSU*	L	48	22	+26	17	9	+8	12	12	0	14	2	+12
Feb. 6	South Carolina*	W	24	20	+4	26	11	+15	12	7	+5	6	4	+2
Feb. 10	Vanderbilt*	W	22	20	+2	12	15	-3	4	11	-7	14	2	+12
Feb. 13	at Ole Miss*	W	26	18	+8	10	8	+2	15	8	+7	6	7	-1
Feb. 17	Texas A&M*	W	34	32	+2	18	10	+8	17	14	+3	7	10	-3
Feb. 20	Kentucky*	L	26	38	-12	9	15	-6	16	16	0	11	12	-1
Feb. 24	at Alabama*	W	30	22	+8	21	16	+5	12	11	+1	0	0	0
Feb. 27	Auburn*	W	26	20	+6	16	9	+7	6	6	0	17	7	+10
March 3	at Missouri*	--	--	--	--	--	--	--	--	--	--	--	--	--
<b>TOTALS</b>		<b>21-9</b>	<b>1,032</b>	<b>839</b>	<b>+193</b>	<b>555</b>	<b>382</b>	<b>+173</b>	<b>355</b>	<b>352</b>	<b>+3</b>	<b>316</b>	<b>225</b>	<b>+91</b>

^ Phil Knight Invitational (Portland, Oregon)

+ at Verizon Arena (North Little Rock, Ark.)

\* SEC Game

% Big12/SEC Challenge

# JAYLEN BARFORD



#0 | Senior | Guard | 6-3 | 202 | Jackson, Tenn. | Motlow State CC

## BARFORD'S NEWS & NOTES »

- Named to preseason coaches All-SEC second team.
- Recorded first career double-double against No. 14 Auburn, logging 21 points and 10 rebounds.
- Eclipsed the 1,000 career points mark against Auburn, becoming the 43rd player overall in school history to surpass the mark and the seventh to do it in just two seasons.
- One of two players (Macon) in the SEC to rank in the top 10 in 3-pt field goal percentage (2nd), scoring average (2nd) and field goal percentage (7th).
- Second in the SEC in scoring average in league games at 18.5 points per contest.
- Has 17 career 20-point games, 10 coming away from Bud Walton Arena.
- 12 of his 17 20-point efforts are this season. Six have come in last 12 conference games.
- Posted a career-high 28 points against Tennessee, scoring 8 of Arkansas' final 17 points to help force overtime.
- Tied a career-high 28 points, shooting 10-of-15 from the field, hitting a career-high five three pointers at Florida.
- Combined with Daryl Macon to score 61 points, including 31 of Arkansas' final 41, to defeat No. 19 Tennessee.
- Tied for the second-most games in the nation (14) with at least 15 pts, 2 rebs, 2 asts and less than 3 turnovers.
- Has hit three-plus three pointers in 10 of the last 16 games, bringing his total to 14 this season. He did it twice in 36 games a year ago.
- Named to PK80 Victory Bracket All-Tournament team, after leading the team with 21.3 points per game.

## GAME-BY-GAME STATS »

#00 Jaylen Barford																					
Opponent	Date	gs	min	Total		3-Pointers		Free throws		Rebounds				pf	a	t/o	blk	stl	pts	avg	
				fg-fga	pct	3fg-fga	pct	ft-fga	pct	off	def	tot	avg								
SAMFORD	11/10/17	*	29	5-11	.455	2-5	.400	4-5	.800	0	4	4	4.0	3	6	2	1	1	16	16.0	
BUCKNELL	11/12/17	*	28	10-15	.667	2-3	.667	5-9	.556	2	3	5	4.5	1	2	1	0	2	27	21.5	
FRESNO STATE	11/17/17	*	35	5-13	.385	2-4	.500	6-8	.750	3	4	7	5.3	3	5	2	0	0	18	20.3	
vs Oklahoma	11/23/17	*	34	7-19	.368	3-7	.429	2-4	.500	0	2	2	4.5	2	2	2	2	0	19	20.0	
vs North Carolina	11/24/17	*	27	9-17	.529	2-6	.333	1-1	1.000	0	3	3	4.2	4	2	3	1	2	21	20.0	
vs UCONN	11/26/17	*	27	9-12	.750	4-5	.800	2-2	1.000	0	4	4	4.2	0	3	2	0	0	24	20.8	
at Houston	12/02/17	*	36	3-11	.273	0-3	.000	7-9	.778	2	1	3	4.0	2	2	3	0	0	13	19.7	
COLORADO STATE	12/05/17	*	25	7-13	.538	3-6	.500	2-4	.500	1	4	5	4.1	2	3	1	0	0	19	19.6	
MINNESOTA	12/09/17	*	36	9-15	.600	2-5	.400	2-3	.667	0	4	4	4.1	1	4	0	1	0	22	19.9	
vs Troy	12/16/17	*	30	2-11	.182	1-5	.200	2-4	.500	1	6	7	4.4	1	5	0	0	1	7	18.6	
ORAL ROBERTS	12/19/17	*	24	8-9	.889	2-2	1.000	0-1	.000	1	2	3	4.3	0	4	1	0	5	18	18.5	
CSU BAKERSFIELD	12/27/17	*	23	8-12	.667	3-5	.600	0-0	.000	1	1	2	4.1	3	3	1	0	1	19	18.6	
TENNESSEE	12/30/17	*	35	10-18	.556	1-5	.200	7-8	.875	1	4	5	4.2	3	4	0	0	2	28	19.3	
at Mississippi State	01/02/18	*	38	4-15	.267	0-6	.000	3-4	.750	3	4	7	4.4	4	5	2	0	0	11	18.7	
at Auburn	01/06/18	*	33	8-14	.571	3-7	.429	2-3	.667	1	2	3	4.3	4	3	3	0	1	21	18.9	
LSU	01/10/18	*	34	6-15	.400	3-6	.500	2-4	.500	0	3	3	4.2	3	1	2	1	1	17	18.8	
MISSOURI	01/13/18	*	31	5-11	.455	2-4	.500	1-2	.500	3	1	4	4.2	2	0	6	0	0	13	18.4	
at Florida	01/17/18	*	32	10-15	.667	5-6	.833	3-4	.750	1	3	4	4.2	3	0	3	0	1	28	18.9	
OLE MISS	01/20/18	*	34	8-11	.727	3-4	.750	4-7	.571	1	4	5	4.2	3	4	3	0	3	23	19.2	
at Georgia	01/23/18	*	42	10-20	.500	3-7	.429	1-2	.500	1	1	2	4.1	3	2	1	0	3	24	19.4	
OKLAHOMA STATE	01/27/18	*	28	2-11	.182	2-6	.333	0-1	.000	0	0	0	3.9	3	3	1	1	2	6	18.8	
at Texas A&M	01/30/18	*	28	7-16	.438	3-7	.429	2-2	1.000	3	2	5	4.0	4	4	4	0	0	19	18.8	
at LSU	02/03/18	*	32	7-12	.583	1-2	.500	0-0	.000	1	3	4	4.0	2	2	2	0	2	15	18.6	
SOUTH CAROLINA	02/06/18	*	31	7-16	.438	5-9	.556	5-6	.833	0	1	1	3.8	1	1	2	0	2	24	18.7	
VANDERBILT	02/10/18	*	30	6-12	.500	4-6	.667	0-1	.000	0	2	2	3.8	3	1	1	0	0	16	18.7	
at Ole Miss	02/13/18	*	32	5-14	.357	1-7	.143	2-2	1.000	1	4	5	3.8	3	1	2	0	0	13	18.5	
TEXAS A&M	02/17/18	*	32	7-18	.389	4-10	.400	3-4	.750	2	3	5	3.9	4	5	1	0	1	21	18.6	
KENTUCKY	02/20/18	*	30	4-16	.250	2-7	.286	2-2	1.000	1	0	1	3.8	2	1	0	1	0	12	18.4	
at Alabama	02/24/18	*	29	4-7	.571	2-3	.667	0-0	.000	0	2	2	3.7	4	0	4	0	1	10	18.1	
AUBURN	02/27/18	*	32	5-18	.278	3-9	.333	7-8	.875	1	9	10	3.9	1	3	1	0	0	20	18.1	
Totals		30	937	197-417	.472	73-167	.437	77-110	.700	31	86	117	3.9	74	81	56	8	31	544	18.1	

Games played: 30  
Minutes/game: 31.2  
Points/game: 18.1  
FG Pct: 47.2  
3FG Pct: 43.7  
FT Pct: 70.0

Rebounds/game: 3.9  
Assists/game: 2.7  
Turnovers/game: 1.9  
Assist/turnover ratio: 1.4  
Steals/game: 1.0  
Blocks/game: 0.3

## PERSONAL BESTS »

### POINTS

Season: 28 (2x), last at Florida (01/17/18)  
Career: 28 (2x), last at Florida (01/17/18)

### FIELD GOALS

Season: 10 (4x), last at Georgia (01/23/18)  
Career: 10 (4x), last at Georgia (01/23/18)

### FIELD GOALS ATTEMPTED

Season: 20 at Georgia (01/23/18)  
Career: 20 at Georgia (01/23/18)

### 3-POINT FIELD GOALS

Season: 5 (2x), last vs. South Carolina (02/06/18)  
Career: 5 (2x), last vs. South Carolina (02/06/18)

### 3-POINT FG ATTEMPTS

Season: 10 vs. Texas A&M (02/17/18)  
Career: 10 vs. Texas A&M (02/17/18)

### FREE THROWS MADE

Season: 7 (3x), last vs. Auburn (02/27/18)  
Career: 7 (4x), last vs. Auburn (02/27/18)

### FREE THROWS ATTEMPTS

Season: 9 (2x), last at Houston (12/02/17)  
Career: 9 (3x), last at Houston (12/02/17)

### REBOUNDS

Season: 10 vs. Auburn (02/27/18)  
Career: 10 vs. Auburn (02/27/18)

### ASSISTS

Season: 6 vs. Samford (11/10/17)  
Career: 6 (2x), last vs. Samford (11/10/17)

### STEALS

Season: 5 vs. Oral Roberts (12/19/17)  
Career: 5 vs. Oral Roberts (12/19/17)

### BLOCKS

Season: 2 vs. Oklahoma (11/23/17)  
Career: 2 (2x), last vs. Oklahoma (11/23/17)

### MINUTES

Season: 42 at Georgia (01/23/18)  
Career: 42 at Georgia (01/23/18)

## CAREER STATISTICS AT ARKANSAS »

			Total		3-Point		F-Throws		Rebounds											Scoring	
Season	gp-gs	min/avg	fg-fga	pct	fg-fga	pct	ft-fla	pct	off	def	tot	avg	pf	fo	ast	to	blk	stl	pts	avg	
2016-17	36-30	914/25.4	174-397	.438	29-109	.266	82-109	.752	39	97	136	3.8	81	0	72	71	6	44	459	12.8	
2017-18	30-30	937/31.2	197-417	.472	73-167	.437	77-110	.700	31	86	117	3.9	74	0	81	56	8	31	544	18.1	
TOTAL	66-60	1851/28.0	371-814	.456	102-276	.370	159-219	.726	70	183	253	3.8	155	0	153	127	14	75	1003	15.2	



# TREY THOMPSON



#1 | Senior | Forward | 6-9 | 265 | Madison, Ark. | Forrest City HS

## THOMPSON'S NEWS & NOTES »

- Is second on the team with 109 games played as a Razorback.
- Tied his career high with 11 boards against Bucknell.
- Has recorded at least one block in nine of the last 11 games, totalling 15 total in that span.
- One of four Razorbacks with 30-plus assists (50) and the only forward.
- Second on the team with 125 total rebounds through 30 games, including 36 offensive boards.
- Leads Razorback forwards with 15 multi-assist games this season.
- Is the tallest player in Arkansas history with more career assists (143) than made field goals (114), according to @HogStats.
- Led the team with 12 assists in three games at PK80, with his first two 5-assist games this season.
- Averaged 2.4 points, 3.3 rebounds and 1.6 assists per contest last season.
- Finished second on the team with 29 blocks last year, including multiple swats in 12 games.
- Had the second-best assist-to-turnover ratio on the team at 2.5 with 56 assists and only 22 turnovers.
- Shot 61.8 percent (34-55) from the field, the best field goal percentage on the team.
- Scored a season-high eight points in victories over Missouri (Jan. 14) and Ole Miss (Feb. 18) last season.

## GAME-BY-GAME STATS »

#01 Trey Thompson

Opponent	Date	gs	min	Total		3-Pointers		Free throws		Rebounds				pf	a	t/o	blk	stl	pts	avg	
				fg-fga	pct	3fg-fga	pct	ft-fa	pct	off	def	tot	avg								
SAMFORD	11/10/17	*	25	4-4	1.000	0-0	.000	0-0	.000	1	7	8	8.0	2	3	0	1	8	8.0		
BUCKNELL	11/12/17	*	25	1-2	.500	0-0	.000	0-1	.000	4	7	11	9.5	3	2	2	1	0	2	5.0	
FRESNO STATE	11/17/17	*	10	1-2	.500	0-0	.000	1-3	.333	1	0	1	6.7	4	0	4	0	3	4.3		
vs Oklahoma	11/23/17	*	15	1-2	.500	0-0	.000	0-0	.000	2	2	4	6.0	2	5	1	0	1	2	3.8	
vs North Carolina	11/24/17	*	26	2-3	.667	0-0	.000	0-2	.000	1	1	2	5.2	2	0	1	1	4	3.8		
vs UCONN	11/26/17	*	19	0-1	.000	0-0	.000	1-2	.500	0	3	3	4.8	1	5	0	0	1	3.3		
at Houston	12/02/17	*	22	0-3	.000	0-0	.000	0-0	.000	0	2	2	4.4	4	0	3	1	1	0	2.9	
COLORADO STATE	12/05/17	*	15	1-2	.500	0-0	.000	0-0	.000	1	1	2	4.1	2	3	0	1	0	2	2.8	
MINNESOTA	12/09/17	*	19	1-3	.333	0-0	.000	0-0	.000	2	4	6	4.3	4	2	2	2	2	2	2.7	
vs Troy	12/16/17	*	14	3-3	1.000	0-0	.000	2-2	1.000	1	2	3	4.2	2	1	2	2	1	8	3.2	
ORAL ROBERTS	12/19/17	*	13	1-3	.333	0-0	.000	0-0	.000	1	2	3	4.1	1	1	1	0	1	2	3.1	
CSU BAKERSFIELD	12/27/17	*	15	2-5	.400	0-0	.000	1-2	.500	3	3	6	4.3	1	1	1	0	1	5	3.3	
TENNESSEE	12/30/17	*	13	1-1	1.000	0-0	.000	0-0	.000	0	1	1	4.0	0	0	2	0	0	2	3.2	
at Mississippi State	01/02/18	*	8	0-1	.000	0-0	.000	0-0	.000	0	4	4	4.0	3	1	2	2	0	0	2.9	
at Auburn	01/06/18	*	23	3-4	.750	0-0	.000	2-2	1.000	1	5	6	4.1	3	2	1	0	1	8	3.3	
LSU	01/10/18	*	16	4-6	.667	0-0	.000	0-0	.000	3	3	6	4.3	3	0	0	1	1	8	3.6	
MISSOURI	01/13/18	*	17	1-2	.500	0-0	.000	1-2	.500	1	1	2	4.1	2	2	1	0	1	3	3.5	
at Florida	01/17/18	*	6	1-1	1.000	0-0	.000	0-0	.000	1	0	1	3.9	1	0	0	0	0	2	3.4	
OLE MISS	01/20/18	*	12	1-1	1.000	0-0	.000	0-0	.000	0	4	4	3.9	2	0	0	0	0	2	3.4	
at Georgia	01/23/18	*	29	1-3	.333	0-0	.000	1-2	.500	2	2	4	4.0	2	2	1	2	2	3	3.4	
OKLAHOMA STATE	01/27/18	*	26	3-6	.500	0-0	.000	1-2	.500	3	3	6	4.0	3	0	0	2	2	7	3.5	
at Texas A&M	01/30/18	*	25	0-4	.000	0-0	.000	0-0	.000	0	2	2	4.0	5	2	1	3	0	0	3.4	
at LSU	02/03/18	*	19	5-6	.833	0-0	.000	1-1	1.000	0	4	4	4.0	1	1	0	1	1	11	3.7	
SOUTH CAROLINA	02/06/18	*	25	2-2	1.000	0-0	.000	2-2	1.000	3	3	6	4.0	3	1	1	3	1	6	3.8	
VANDERBILT	02/10/18	*	15	0-1	.000	0-0	.000	2-2	1.000	0	5	5	4.1	2	2	1	1	2	2	3.7	
at Ole Miss	02/13/18	*	22	0-2	.000	0-0	.000	0-0	.000	0	5	5	4.1	4	3	0	0	1	0	3.6	
TEXAS A&M	02/17/18	*	15	1-5	.200	0-0	.000	0-0	.000	3	3	6	4.2	2	0	0	0	0	2	3.5	
KENTUCKY	02/20/18	*	22	2-3	.667	0-0	.000	0-0	.000	1	3	4	4.2	3	2	3	1	1	4	3.5	
at Alabama	02/24/18	*	20	0-1	.000	0-0	.000	0-0	.000	1	6	7	4.3	0	5	2	1	0	0	3.4	
AUBURN	02/27/18	*	13	0-1	.000	0-0	.000	2-2	1.000	0	1	1	4.2	3	2	1	1	0	2	3.4	
Totals			9	544	42-83	.506	0-0	.000	17-27	.630	36	89	125	4.2	70	50	32	26	22	101	3.4

Games played: 30  
Minutes/game: 18.1  
Points/game: 3.4  
FG Pct: 50.6  
FT Pct: 63.0

Rebounds/game: 4.2  
Assists/game: 1.7  
Turnovers/game: 1.1  
Assist/turnover ratio: 1.6  
Steals/game: 0.7  
Blocks/game: 0.9

## PERSONAL BESTS »

### POINTS

Season: 11 at LSU (02/04/18)

Career: 13 vs. LSU (02/23/16)

### FIELD GOALS

Season: 5 at LSU (02/04/18)

Career: 6 vs. LSU (02/23/16)

### FIELD GOALS ATTEMPTED

Season: 6 (3x), last at LSU (02/04/18)

Career: 7 vs. Tennessee Tech (12/12/15)

### 3-POINT FIELD GOALS

Season: --

Career: --

### 3-POINT FG ATTEMPTS

Season: --

Career: 1 at Tennessee (01/03/17)

### FREE THROWS MADE

Season: 2 (3x), last vs. Vanderbilt (02/10/18)

Career: 4 (2x), last at No. 6 Kentucky (01/07/17)

### FREE THROWS ATTEMPTS

Season: 3 vs. Fresno State (11/17/17)

Career: 5 at Texas A&M (01/02/16)

### REBOUNDS

Season: 11 vs. Bucknell (11/12/17)

Career: 11 (2x), last vs. Bucknell (11/12/17)

### ASSISTS

Season: 5 (3x), last at Alabama (02/24/18)

Career: 6 vs. Texas A&M (02/22/17)

### STEALS

Season: 2 (5x), last vs. Vanderbilt (02/10/18)

Career: 3 vs. Ole Miss (02/18/17)

### BLOCKS

Season: 3 (2x), last vs. South Carolina (02/06/18)

Career: 4 vs. Texas Tech (01/30/16)

### MINUTES

Season: 29 at Georgia (01/23/18)

Career: 29 (3x), last at Georgia (01/23/18)

## CAREER STATISTICS AT ARKANSAS »

			Total		3-Point		F-Throws		Rebounds											Scoring	
Season	gp-gs	min/avg	fg-fga	pct	fg-fga	pct	ft-fla	pct	off	def	tot	avg	pf	fo	ast	to	blk	stl	pts	avg	
2014-15	14-0	33/2.4	1-5	.200	0-0	.000	3-3	1.000	3	3	6	0.4	3	0	1	4	1	1	5	0.4	
2015-16	29-1	503/17.3	37-61	.607	0-0	.000	16-31	.516	28	96	124	4.3	88	6	36	33	27	13	90	3.1	
2016-17	36-0	503/14.0	34-55	.618	0-1	.000	19-29	.655	30	87	117	3.3	79	0	56	22	29	22	87	2.4	
2017-18	30-9	544/18.1	42-83	.506	0-0	.000	17-27	.630	36	89	125	4.2	70	1	50	32	26	22	101	3.4	
TOTAL	109-10	1583/14.5	114-204	.559	0-1	.000	55-90	.611	97	275	372	3.4	240	7	143	91	83	58	283	2.6	

# ADRIO BAILEY



#2 | Sophomore | Forward | 6-6 | 204 | Campti, La. | Lakeview HS

## BAILEY'S NEWS & NOTES »

- Recorded his fourth-career double figure scoring game, third this season, at Mississippi State.
- Bailey's 10-point effort at MSU was his first double-digit effort of his career against a high-major program.
- His performance at Mississippi State was his third 10-plus point, six-rebound outing of the season.
- Scored seven points and five boards in a road win at Alabama after not playing three of the four prior games.
- Has 12 three-rebound efforts this season in 26 games, after starting the season with six straight.
- Slammed home a career-high four dunks against Troy to go 5-of-8 from the field for 10 points.
- Tied his career high in blocks each of the first three games, then broke it against UNC, swatting five shots.
- His five blocks in 18 minutes was the first performance by Razorback with 5+ blocks in fewer than 20 minutes of playing time since Moses Kingsley against Mississippi State on Feb. 21, 2015 (via @HogStats).
- Represented Arkansas at the 2017 SEC Men's Basketball Leadership Council.
- Played a season-high 19 minutes in the second round game of the NCAA Tournament against No. 1 North Carolina (March 19), recording a season-high three steals and adding four points.

## GAME-BY-GAME STATS »

#02 Adrio Bailey

Opponent	Date	gs	min	Total		3-Pointers		Free throws		Rebounds				pf	a	t/o	blk	stl	pts	avg	
				fg-fga	pct	3fg-fga	pct	ft-fga	pct	off	def	tot	avg								
SAMFORD	11/10/17	*	25	7-8	.875	0-0	.000	1-1	1.000	2	4	6	6.0	0	1	3	2	1	15	15.0	
BUCKNELL	11/12/17	*	23	3-5	.600	0-0	.000	1-2	.500	2	2	4	5.0	4	2	2	2	7	11.0		
FRESNO STATE	11/17/17	*	28	1-2	.500	0-0	.000	3-4	.750	2	3	5	5.0	3	3	0	2	0	5	9.0	
vs Oklahoma	11/23/17	*	17	3-6	.500	0-0	.000	3-4	.750	3	4	7	5.5	1	1	0	1	0	9	9.0	
vs North Carolina	11/24/17	*	18	2-5	.400	0-0	.000	0-0	.000	1	3	4	5.2	1	0	0	5	4	8.0		
vs UCONN	11/26/17	*	24	4-7	.571	0-0	.000	0-1	.000	2	2	4	5.0	2	0	0	1	1	8	8.0	
at Houston	12/02/17	*	11	1-2	.500	0-0	.000	2-3	.667	0	1	1	4.4	3	0	1	0	4	7.4		
COLORADO STATE	12/05/17		9	0-0	.000	0-0	.000	0-0	.000	0	0	0	3.9	1	1	0	0	0	6.5		
MINNESOTA	12/09/17		15	3-7	.429	0-0	.000	0-0	.000	1	1	2	3.7	3	0	0	0	0	6	6.4	
vs Troy	12/16/17		16	5-8	.625	0-0	.000	0-0	.000	3	3	6	3.9	3	2	1	1	0	10	6.8	
ORAL ROBERTS	12/19/17		12	3-3	1.000	0-0	.000	0-1	.000	0	1	1	3.6	0	2	1	2	2	6	6.7	
CSU BAKERSFIELD	12/27/17		11	2-2	1.000	0-0	.000	0-0	.000	1	2	3	3.6	4	0	1	0	0	4	6.5	
TENNESSEE	12/30/17		5	0-0	.000	0-0	.000	0-0	.000	0	0	0	3.3	0	0	0	1	0	0	6.0	
at Mississippi State	01/02/18		18	5-7	.714	0-0	.000	0-2	.000	2	4	6	3.5	5	0	0	0	1	10	6.3	
at Auburn	01/06/18		17	1-4	.250	0-0	.000	0-0	.000	1	2	3	3.5	1	1	1	1	1	2	6.0	
LSU	01/10/18	*	7	0-3	.000	0-0	.000	1-2	.500	1	0	1	3.3	1	0	1	0	0	1	5.7	
MISSOURI	01/13/18		4	0-1	.000	0-0	.000	0-0	.000	0	1	1	3.2	1	0	0	0	0	0	5.4	
at Florida	01/17/18		8	0-1	.000	0-0	.000	0-0	.000	0	1	1	3.1	1	0	1	1	1	0	5.1	
OLE MISS	01/20/18	*	23	1-1	1.000	0-0	.000	0-2	.000	0	0	0	2.9	4	2	0	1	1	2	4.9	
at Georgia	01/23/18	*	9	0-0	.000	0-0	.000	0-0	.000	1	1	2	2.9	1	0	0	0	0	0	4.7	
OKLAHOMA STATE	01/27/18	*	3	0-0	.000	0-0	.000	0-0	.000	0	1	1	2.8	0	0	1	0	0	0	4.4	
at Texas A&M	01/30/18	dnp	-	-	-	-	-	-	-	-	-	-	-	-	-	-	-	-	-	-	
at LSU	02/03/18		15	2-4	.500	0-0	.000	1-2	.500	3	0	3	2.8	2	0	0	0	1	5	4.5	
SOUTH CAROLINA	02/06/18	*	14	0-1	.000	0-0	.000	0-0	.000	0	2	2	2.7	2	0	2	0	0	0	4.3	
VANDERBILT	02/10/18	dnp	-	-	-	-	-	-	-	-	-	-	-	-	-	-	-	-	-	-	
at Ole Miss	02/13/18	dnp	-	-	-	-	-	-	-	-	-	-	-	-	-	-	-	-	-	-	
TEXAS A&M	02/17/18		2	0-0	.000	0-0	.000	0-0	.000	0	0	0	2.6	0	0	0	0	0	0	4.1	
KENTUCKY	02/20/18	dnp	-	-	-	-	-	-	-	-	-	-	-	-	-	-	-	-	-	-	
at Alabama	02/24/18		13	3-4	.750	0-0	.000	1-1	1.000	3	2	5	2.7	1	1	1	1	0	7	4.2	
AUBURN	02/27/18		10	0-0	.000	0-0	.000	2-2	1.000	0	1	1	2.7	3	0	0	0	0	2	4.1	
Totals			12	357	46-81	.568	0-0	.000	15-27	.556	28	41	69	2.7	47	16	16	21	11	107	4.1

Games played: 26  
Minutes/game: 13.7  
Points/game: 4.1  
FG Pct: 56.8  
FT Pct: 55.6

Rebounds/game: 2.7  
Assists/game: 0.6  
Turnovers/game: 0.6  
Assist/turnover ratio: 1.0  
Steals/game: 0.4  
Blocks/game: 0.8

## PERSONAL BESTS »

### POINTS

Season: 15 vs. Samford (11/10/17)  
Career: 15 vs. Samford (11/10/17)

### FIELD GOALS

Season: 7 vs. Samford (11/10/17)  
Career: 7 (2x), last vs. Samford (11/10/17)

### FIELD GOALS ATTEMPTED

Season: 8 (2x), last vs. Troy (12/16/17)  
Career: 8 (3x), last vs. Troy (12/16/17)

### 3-POINT FIELD GOALS

Season: --  
Career: --

### 3-POINT FG ATTEMPTS

Season: --  
Career: --

### FREE THROWS MADE

Season: 3 (2x), last vs. Oklahoma (11/23/17)  
Career: 3 (2x), last vs. Oklahoma (11/23/17)

### FREE THROWS ATTEMPTS

Season: 4 vs. Oklahoma (11/23/17)  
Career: 4 (3x), last vs. Oklahoma (11/23/17)

### REBOUNDS

Season: 7 vs. Oklahoma (11/23/17)  
Career: 7 (2x), last vs. Oklahoma (11/23/17)

### ASSISTS

Season: 3 vs. Fresno State (11/17/17)  
Career: 3 vs. Fresno State (11/17/17)

### STEALS

Season: 2 (2x), last vs. Oral Roberts (12/19/17)  
Career: 3 vs. No. 1 North Carolina (03/19/17)

### BLOCKS

Season: 5 vs. North Carolina (11/24/17)  
Career: 5 vs. North Carolina (11/24/17)

### MINUTES

Season: 28 vs. Fresno State (11/17/17)  
Career: 28 vs. Fresno State (11/17/17)

## CAREER STATISTICS AT ARKANSAS »

			Total		3-Point		F-Throws		Rebounds											Scoring	
Season	gp-gs	min/avg	fg-fga	pct	fg-fga	pct	ft-fla	pct	off	def	tot	avg	pf	fo	ast	to	blk	stl	pts	avg	
2016-17	27-2	200/7.4	22-39	.564	0-0	.000	6-19	.316	13	22	35	1.3	29	0	7	11	7	14	50	1.9	
2017-18	26-12	357/13.7	46-81	.568	0-0	.000	15-27	.556	28	41	69	2.7	47	1	16	16	21	11	107	4.1	
TOTAL	53-14	557/10.5	68-120	.567	0-0	.000	21-46	.457	41	63	104	2.0	76	1	23	27	28	25	157	3.0	

# DARYL MACON



#4 | Senior | Guard | 6-3 | 185 | Little Rock, Ark. | Holmes CC

## MACON'S NEWS & NOTES »

- Named to preseason coaches All-SEC second team.
- Eclipsed the 1,000 career points mark against Auburn, becoming the 42nd player overall in school history to surpass the mark and the sixth to do it in just two seasons.
- Named SEC Player of the Week on Jan. 29, becoming the first player in school history to earn the honor three times in one season and four times in a career.
- Only player in the SEC to rank in the top 10 in free-throw percentage (1st), 3-pt field goal percentage (1st), scoring average (4th), assists (8th) and field goal percentage (8th).
- Recorded his 17th 20-point game of his career and ninth in the last 12 games vs. Kentucky with a game-high 26 points on 8-of-16 shooting and 4-of-9 from behind the arc.
- Is the first Razorback since Corliss Williamson (1993-94) to record seven straight 20-point games.
- Is 28-of-29 from the free throw line in the final minute and overtime of games this season. In his career, he is 58-of-63.
- Against Georgia, Macon scored 25 of Arkansas' last 41 points, including 16-of-17 in the two overtimes.
- Has 14 games of 4+ assists in the last 23 contests, including six of the last nine outings.
- Has 11 20-point efforts in the last 19 games, including nine against SEC teams.
- Led Arkansas over No. 19 Tennessee with a career-high 33 points on 10-of-18 shooting, including 5-of-9 from three.
- Has made 3+ three pointers in a game 16 times this season, including 13 of the last 21 games.
- Scored 13 of Arkansas' program record 22 pts in OT vs. Tennessee, going 3-3 from the floor, including 6-6 from the line.
- Combined with Jaylen Barford to score 61 points, including 31 of Arkansas' final 41, to defeat No. 19 Tennessee.
- Is one of four Razorbacks in the SEC era to score 30 points in a game off the bench.

## GAME-BY-GAME STATS »

#04 Daryl Macon

Opponent	Date	gs	min	Total		3-Pointers		Free throws		Rebounds			pf	a	t/o	blk	stl	pts	avg		
				fg-fga	pct	3fg-fga	pct	ft-fa	pct	off	def	tot								avg	
SAMFORD	11/10/17	*	30	5-9	.556	4-7	.571	2-2	1.000	0	3	3	3.0	2	8	1	0	2	16	16.0	
BUCKNELL	11/12/17	*	29	8-15	.533	3-6	.500	2-2	1.000	1	1	2	2.5	2	4	3	0	1	21	18.5	
FRESNO STATE	11/17/17	*	34	3-10	.300	1-3	.333	4-4	1.000	1	1	2	2.3	1	1	3	1	1	11	16.0	
vs Oklahoma	11/23/17	*	34	7-13	.538	6-8	.750	7-7	1.000	0	5	5	3.0	2	1	3	0	2	27	18.8	
vs North Carolina	11/24/17	*	23	2-11	.182	1-5	.200	2-2	1.000	0	1	1	2.6	0	2	1	0	1	7	16.4	
vs UCONN	11/26/17	*	26	5-9	.556	2-4	.500	4-6	.667	0	3	3	2.7	1	2	1	0	1	16	16.3	
at Houston	12/02/17	*	29	3-10	.300	1-4	.250	3-5	.600	0	0	0	2.3	2	1	2	0	0	10	15.4	
COLORADO STATE	12/05/17	*	26	4-8	.500	0-4	.000	1-1	1.000	0	0	0	2.0	2	7	1	0	2	9	14.6	
MINNESOTA	12/09/17	*	30	4-12	.333	2-8	.250	2-3	.667	0	2	2	2.0	2	8	2	0	2	12	14.3	
vs Troy	12/16/17	*	30	8-14	.571	5-9	.556	4-4	1.000	0	3	3	2.1	2	5	0	0	3	25	15.4	
ORAL ROBERTS	12/19/17	*	27	4-10	.400	4-9	.444	2-2	1.000	0	3	3	2.2	1	3	0	1	1	14	15.3	
CSU BAKERSFIELD	12/27/17	*	31	4-6	.667	2-4	.500	6-8	.750	0	3	3	2.3	2	8	0	0	2	16	15.3	
TENNESSEE	12/30/17	*	41	10-18	.556	5-9	.556	8-8	1.000	0	3	3	2.3	1	3	3	0	0	33	16.7	
at Mississippi State	01/02/18	*	37	9-12	.750	5-7	.714	1-3	.333	2	3	5	2.5	2	2	2	0	0	24	17.2	
at Auburn	01/06/18	*	38	3-11	.273	0-5	.000	4-4	1.000	0	2	2	2.5	0	2	1	0	3	10	16.7	
LSU	01/10/18	*	34	2-7	.286	1-4	.250	4-5	.800	0	4	4	2.6	2	4	3	0	0	9	16.3	
MISSOURI	01/13/18	*	26	2-7	.286	1-4	.250	3-5	.600	0	6	6	2.8	4	8	3	0	1	8	15.8	
at Florida	01/17/18	*	36	6-15	.400	1-5	.200	0-0	.000	0	6	6	2.9	3	5	4	0	0	13	15.6	
OLE MISS	01/20/18	*	29	3-8	.375	3-8	.375	11-12	.917	0	0	0	2.8	2	6	2	0	0	20	15.8	
at Georgia	01/23/18	*	33	7-14	.500	5-10	.500	6-6	1.000	0	3	3	2.8	3	1	5	0	0	25	16.3	
OKLAHOMA STATE	01/27/18	*	32	7-13	.538	4-7	.571	4-4	1.000	1	1	2	2.8	1	2	1	0	1	22	16.6	
at Texas A&M	01/30/18	*	31	7-16	.438	3-9	.333	3-3	1.000	1	3	4	2.8	2	4	1	0	2	20	16.7	
at LSU	02/03/18	*	34	7-12	.583	2-4	.500	6-6	1.000	0	2	2	2.8	4	5	2	0	0	22	17.0	
SOUTH CAROLINA	02/06/18	*	33	5-12	.417	3-7	.429	12-13	.923	0	1	1	2.7	2	4	1	0	3	25	17.3	
VANDERBILT	02/10/18	*	30	7-17	.412	4-6	.667	3-4	.750	1	3	4	2.8	1	4	2	0	0	21	17.4	
at Ole Miss	02/13/18	*	25	1-6	.167	0-4	.000	2-2	1.000	1	3	4	2.8	2	6	2	0	1	4	16.9	
TEXAS A&M	02/17/18	*	24	7-12	.583	4-6	.667	2-2	1.000	1	2	3	2.8	2	3	1	0	0	20	17.0	
KENTUCKY	02/20/18	*	32	8-16	.500	4-9	.444	6-7	.857	0	1	1	2.8	2	1	1	0	0	26	17.4	
at Alabama	02/24/18	*	29	5-12	.417	1-4	.250	6-8	.750	1	4	5	2.8	0	3	2	0	3	17	17.3	
AUBURN	02/27/18	*	26	6-7	.857	4-4	1.000	0-2	.000	0	3	3	2.8	3	6	2	0	1	16	17.3	
Totals			25	919	159-342	.465	81-183	.443	120-140	.857	10	75	85	2.8	55	119	55	2	33	519	17.3

Games played: 30  
Minutes/game: 30.6  
Points/game: 17.3  
FG Pct: 46.5

Rebounds/game: 2.8  
Assists/game: 4.0  
Turnovers/game: 1.8  
Assist/turnover ratio: 2.2

## CAREER STATISTICS AT ARKANSAS »

			Total		3-Point		F-Throws		Rebounds											Scoring	
Season	gp-gs	min/avg	fg-fga	pct	fg-fga	pct	ft-fa	pct	off	def	tot	avg	pf	fo	ast	to	blk	stl	pts	avg	
2016-17	36-21	908/25.2	141-311	.453	65-168	.387	136-157	.866	19	76	95	2.6	65	1	80	65	2	41	483	13.4	
2017-18	30-25	919/30.6	159-342	.465	81-183	.443	120-140	.857	10	75	85	2.8	55	0	119	55	2	33	519	17.3	
TOTAL	66-46	1827/27.7	300-653	.459	146-351	.416	256-297	.862	29	151	180	2.7	120	1	199	120	4	74	1002	15.2	

## PERSONAL BESTS »

### POINTS

Season: 33 vs. Tennessee (12/30/17)  
Career: 33 vs. Tennessee (12/30/17)

### FIELD GOALS

Season: 9 at Mississippi State (01/02/18)  
Career: 10 vs. Ole Miss (02/18/17)

### FIELD GOALS ATTEMPTED

Season: 18 vs. Tennessee (12/30/17)  
Career: 18 vs. Tennessee (12/30/17)

### 3-POINT FIELD GOALS

Season: 6 vs. Oklahoma (11/23/17)  
Career: 6 (2x), last vs. Oklahoma (11/23/17)

### 3-POINT FG ATTEMPTS

Season: 10 at Georgia (01/23/18)  
Career: 10 at Georgia (01/23/18)

### FREE THROWS MADE

Season: 12 vs. South Carolina (02/06/18)  
Career: 14 vs. Texas (12/17/16)

### FREE THROWS ATTEMPTS

Season: 13 vs. South Carolina (02/06/18)  
Career: 14 vs. Texas (12/17/16)

### REBOUNDS

Season: 6 (2x), last at Florida (01/17/18)  
Career: 7 (2x), last vs. LSU (01/21/17)

### ASSISTS

Season: 8 (4x), last vs. Missouri (01/13/18)  
Career: 8 (4x), last vs. Missouri (01/13/18)

### STEALS

Season: 3 (4x), last at Alabama (02/24/18)  
Career: 4 vs. Fort Wayne (11/11/16)

### BLOCKS

Season: 1 (2x), last vs. Oral Roberts (12/19/17)  
Career: 1 (4x), last vs. Oral Roberts (12/19/17)

### MINUTES

Season: 41 vs. Tennessee (12/30/17)  
Career: 41 vs. Tennessee (12/30/17)

# ARLANDO COOK

#5 | Senior | Forward | 6-8 | 206 | St. Louis, Mo. | Connors State College



## COOK'S NEWS & NOTES »

- Has pulled down multiple rebounds in 12 of 23 games played this season.
- Recorded a season-high seven points against No. 14 Auburn and pulled down three rebounds.
- Tallied four points, five rebounds and two blocks at Auburn.
- Had four points, two rebounds and a steal in 14 minutes in Arkansas' win over No. 14 Minnesota.
- In his first game back this season against Colorado State, tallied four rebounds and tied his career high with two assists in 15 minutes of action.
- Had eight points in the first half at Auburn last season, going 3-for-3 from the floor and 2-for-2 from the charity stripe.
- Had a season-high seven rebounds at Texas A&M in Arkansas' comeback win over the Aggies last year.
- Had a rebound in 30 games and scored in 24 of 36 games last season.
- Had a career-high three blocks and six rebounds against Sam Houston State in 15 minutes of action a year ago.
- Went 4-for-4 from the charity stripe in the final two minutes against Texas.

## GAME-BY-GAME STATS »

### #05 Arlando Cook

Opponent	Date	gs	min	Total		3-Pointers		Free throws		Rebounds				pf	a	t/o	blk	stl	pts	avg
				fg-fga	pct	3fg-fga	pct	ft-fita	pct	off	def	tot	avg							
SAMFORD	11/10/17	dnp		-	-	-	-	-	-	-	-	-	-	-	-	-	-	-	-	
BUCKNELL	11/12/17	dnp		-	-	-	-	-	-	-	-	-	-	-	-	-	-	-	-	
FRESNO STATE	11/17/17	dnp		-	-	-	-	-	-	-	-	-	-	-	-	-	-	-	-	
vs Oklahoma	11/23/17	dnp		-	-	-	-	-	-	-	-	-	-	-	-	-	-	-	-	
vs North Carolina	11/24/17	dnp		-	-	-	-	-	-	-	-	-	-	-	-	-	-	-	-	
vs UCONN	11/26/17	dnp		-	-	-	-	-	-	-	-	-	-	-	-	-	-	-	-	
at Houston	12/02/17	dnp		-	-	-	-	-	-	-	-	-	-	-	-	-	-	-	-	
COLORADO STATE	12/05/17	15	0-3	.000	0-0	.000	0-0	.000	1	3	4	4.0	1	2	0	0	1	0	0.0	
MINNESOTA	12/09/17	14	1-1	1.000	0-0	.000	2-2	1.000	1	1	2	3.0	2	0	0	0	1	4	2.0	
vs Troy	12/16/17	9	0-1	.000	0-0	.000	0-0	.000	0	3	3	3.0	0	1	0	0	0	0	1.3	
ORAL ROBERTS	12/19/17	13	3-5	.600	0-0	.000	0-0	.000	0	1	1	2.5	0	1	1	0	1	6	2.5	
CSU BAKERSFIELD	12/27/17	10	1-2	.500	0-0	.000	0-0	.000	1	1	2	2.4	0	0	0	0	0	2	2.4	
TENNESSEE	12/30/17	13	0-0	.000	0-0	.000	1-2	.500	0	2	2	2.3	1	0	0	0	1	1	2.2	
at Mississippi State	01/02/18	4	1-3	.333	0-0	.000	0-0	.000	0	0	0	2.0	2	0	0	0	0	2	2.1	
at Auburn	01/06/18	10	2-3	.667	0-0	.000	0-0	.000	2	3	5	2.4	0	1	0	2	0	4	2.4	
LSU	01/10/18	13	0-0	.000	0-0	.000	0-0	.000	1	3	4	2.6	0	1	1	0	0	0	2.1	
MISSOURI	01/13/18	13	0-0	.000	0-0	.000	0-0	.000	0	1	1	2.4	1	1	0	0	1	0	1.9	
at Florida	01/17/18	13	0-2	.000	0-0	.000	0-2	.000	0	0	0	2.2	1	0	0	0	0	0	1.7	
OLE MISS	01/20/18	16	3-4	.750	0-0	.000	0-0	.000	1	2	3	2.3	0	1	1	0	0	0	6	2.1
at Georgia	01/23/18	6	0-1	.000	0-0	.000	0-0	.000	0	3	3	2.3	1	0	1	0	0	0	1.9	
OKLAHOMA STATE	01/27/18	12	2-3	.667	0-0	.000	0-0	.000	2	1	3	2.4	1	0	0	0	0	4	2.1	
at Texas A&M	01/30/18	* 13	0-3	.000	0-0	.000	0-0	.000	0	1	1	2.3	0	0	0	0	0	1	1.9	
at LSU	02/03/18	5	2-4	.500	0-0	.000	0-0	.000	0	0	0	2.1	0	0	0	0	1	4	2.1	
SOUTH CAROLINA	02/06/18	5	0-1	.000	0-0	.000	0-0	.000	0	0	0	2.0	0	0	2	0	0	0	1.9	
VANDERBILT	02/10/18	* 2	0-0	.000	0-0	.000	0-0	.000	0	1	1	1.9	0	0	2	0	0	0	1.8	
at Ole Miss	02/13/18	7	0-2	.000	0-0	.000	1-2	.500	0	2	2	1.9	0	0	0	0	0	1	1.8	
TEXAS A&M	02/17/18	2	0-0	.000	0-0	.000	0-0	.000	0	1	1	1.9	0	0	1	0	0	0	1.7	
KENTUCKY	02/20/18	5	0-0	.000	0-0	.000	0-0	.000	0	0	0	1.8	0	0	0	0	0	0	1.6	
at Alabama	02/24/18	6	0-0	.000	0-0	.000	0-0	.000	0	0	0	1.7	1	0	0	0	0	0	1.5	
AUBURN	02/27/18	20	3-4	.750	0-0	.000	1-3	.333	1	2	3	1.8	2	0	0	0	1	7	1.8	
Totals		2	226	18-42	.429	0-0	.000	5-11	.455	10	31	41	1.8	14	8	9	2	7	41	1.8

Games played: 23  
Minutes/game: 9.8  
Points/game: 1.8  
FG Pct: 42.9  
FT Pct: 45.5

Rebounds/game: 1.8  
Assists/game: 0.3  
Turnovers/game: 0.4  
Assist/turnover ratio: 0.9  
Steals/game: 0.3  
Blocks/game: 0.1

## PERSONAL BESTS »

### POINTS

Season: 7 vs. Auburn (02/27/18)  
Career: 9 vs. Southern Illinois (11/14/16)

### FIELD GOALS

Season: 3 (3x), last vs. Auburn (02/27/18)  
Career: 4 vs. Southern Illinois (11/14/16)

### FIELD GOALS ATTEMPTED

Season: 5 vs. Oral Roberts (12/19/17)  
Career: 8 vs. Southern Illinois (11/14/16)

### 3-POINT FIELD GOALS

Season: --  
Career: --

### 3-POINT FG ATTEMPTS

Season: --  
Career: --

### FREE THROWS MADE

Season: 2 vs. Minnesota (12/09/17)  
Career: 4 (3x), last vs. LSU (01/21/17)

### FREE THROWS ATTEMPTS

Season: 3 vs. Auburn (02/27/18)  
Career: 7 vs. LSU (01/21/17)

### REBOUNDS

Season: 5 at Auburn (01/06/18)  
Career: 7 at Texas A&M (01/17/17)

### ASSISTS

Season: 2 vs. Colorado State (12/05/17)  
Career: 2 (4x), last vs. Colorado State (12/05/17)

### STEALS

Season: 1 (7x), last vs. Auburn (02/27/18)  
Career: 2 (2x), last at Texas A&M (01/17/17)

### BLOCKS

Season: 2 at Auburn (01/06/18)  
Career: 3 vs. Sam Houston State (12/22/16)

### MINUTES

Season: 20 vs. Auburn (02/27/18)  
Career: 21 (2x), last at Texas A&M (01/17/17)

## CAREER STATISTICS AT ARKANSAS »

			Total		3-Point		F-Throws		Rebounds											Scoring	
Season	gp-gs	min/avg	fg-fga	pct	fg-fga	pct	ft-fa	pct	off	def	tot	avg	pf	fo	ast	to	blk	stl	pts	avg	
2016-17	36-7	406/11.3	39-89	.438	0-0	.000	24-37	.649	29	54	83	2.3	63	1	12	23	14	10	102	2.8	
2017-18	23-2	226/9.8	18-42	.429	0-0	.000	5-11	.455	10	31	41	1.8	14	0	8	9	2	7	41	1.8	
TOTAL	59-9	632/10.7	57-131	.435	0-0	.000	29-48	.604	39	85	124	2.1	77	1	20	32	16	17	143	2.4	



# DANIEL GAFFORD



#10 | Freshman | Forward | 6-11 | 234 | El Dorado, Ark. | El Dorado HS

## GAFFORD'S NEWS & NOTES »

- Recorded his second career double-double vs. No. 14 Auburn with 21 points, 10 rebounds, 7 blocks and 7 dunks.
- Named SEC Freshman of the Week for the third time on Feb. 19, joining Bobby Portis and Patrick Beverley as the only Razorbacks to earn the honor three times. Gafford is the only player in the SEC this season to win three times.
- Finished one rebound and three blocks shy of a triple-double against Vandy, recording 16 points, 9 rebs and 7 swats.
- His career-high 7 blocks vs. Vanderbilt and Auburn are tied for most swats in a regular season SEC game in school history.
- Ranks 49th in the country, 5th among freshmen, in FG pct at 60.3 percent. Ranks 3rd in school history among freshmen.
- Averaging 12.5 pts and 6.4 rebs against SEC teams, scoring 10+ points in 12 of his first 17 career SEC games.
- Only Razorback in the last 20 years to post 15 points, 8 rebounds and 5 blocks in his SEC debut.
- Named SEC Freshman of the Week (Dec. 11), following a 13-of-17 combined effort over CSU and Minnesota.
- Seventh Razorback player in the last 30 years to go 8-of-8 or better from the floor, after going 8-of-8 with 3 dunks against No. 14 Minnesota, scoring 16 points, 7 rebs and a career-high 6 blocks.
- Against Fresno State (Nov. 17), Daniel Gafford became the first Razorback in 22 years to record 25+ points, 8+ rebounds and 3+ blocks coming off the bench (via @HogStats).
- Led the Wildcats to a 28-5 record and a trip to the 6A State Title game as a senior.
- Rated as a four-star player by ESPN, 247Sports.com, Rivals.com, Scout.com, and Future150.com.
- Consensus top-50 player, rated as high as No. 33 in the 2017 class by Rivals.com.
- Averaged 17.4 points, 16 rebounds, 7.7 blocks, 2.5 steals and 1.4 assists per game as a senior.
- Tallied 11 triple-doubles and 18 double-doubles in his final year at El Dorado.

## GAME-BY-GAME STATS »

#10 Daniel Gafford																				
Opponent	Date	gs	min	Total		3-Pointers		Free throws		Rebounds				pf		a	to	blk	stl	pts
				fg-fga	pct	3fg-fga	pct	ft-fa	pct	off	def	tot	avg							
SAMFORD	11/10/17	17	4-6	.667	0-0	.000	2-5	.400	2	2	4	4.0	5	2	0	3	0	10	10.0	
BUCKNELL	11/12/17	16	5-7	.714	0-0	.000	5-5	1.000	2	1	3	3.5	5	0	0	0	0	15	12.5	
FRESNO STATE	11/17/17	30	9-11	.818	0-0	.000	7-10	.700	0	8	8	5.0	3	1	1	3	2	25	16.7	
vs Oklahoma	11/23/17	25	4-6	.667	0-0	.000	5-6	.833	0	8	8	5.8	4	2	3	1	2	13	15.8	
vs North Carolina	11/24/17	15	2-4	.500	0-0	.000	1-2	.500	2	4	6	5.8	4	0	0	2	1	5	13.6	
vs UCONN	11/26/17	14	3-4	.750	0-0	.000	3-6	.500	1	4	5	5.7	5	0	3	0	0	9	12.8	
at Houston	12/02/17	18	1-4	.250	0-0	.000	3-4	.750	3	3	6	5.7	2	1	1	0	1	5	11.7	
COLORADO STATE	12/05/17	16	5-9	.556	0-0	.000	4-7	.571	2	4	6	5.8	2	0	0	2	1	14	12.0	
MINNESOTA	12/09/17	* 21	8-8	1.000	0-0	.000	0-3	.000	2	5	7	5.9	4	1	1	6	0	16	12.4	
vs Troy	12/16/17	* 24	4-6	.667	0-0	.000	2-6	.333	1	5	6	5.9	4	1	0	3	0	10	12.2	
ORAL ROBERTS	12/19/17	* 22	5-7	.714	0-0	.000	2-3	.667	2	2	4	5.7	1	4	1	2	0	12	12.2	
CSU BAKERSFIELD	12/27/17	* 22	2-7	.286	0-0	.000	2-4	.500	2	10	12	6.3	4	0	1	1	2	6	11.7	
TENNESSEE	12/30/17	* 33	6-8	.750	0-0	.000	3-9	.333	3	5	8	6.4	4	0	1	5	0	15	11.9	
at Mississippi State	01/02/18	* 32	8-11	.727	0-0	.000	1-3	.333	1	4	5	6.3	3	2	3	1	0	17	12.3	
at Auburn	01/06/18	* 17	3-7	.429	0-0	.000	2-5	.400	2	2	4	6.1	4	0	0	1	0	8	12.0	
LSU	01/10/18	* 24	3-5	.600	0-0	.000	2-5	.400	1	4	5	6.1	3	2	2	3	1	8	11.8	
MISSOURI	01/13/18	* 25	6-11	.545	0-0	.000	3-4	.750	4	2	6	6.1	3	0	1	1	0	15	11.9	
at Florida	01/17/18	* 25	6-12	.500	0-0	.000	2-5	.400	5	6	11	6.3	2	0	0	1	0	14	12.1	
OLE MISS	01/20/18	* 28	6-11	.545	0-0	.000	3-4	.750	3	6	9	6.5	4	0	2	3	3	15	12.2	
at Georgia	01/23/18	* 27	0-3	.000	0-0	.000	0-0	.000	0	3	3	6.3	3	1	0	0	1	0	11.6	
OKLAHOMA STATE	01/27/18	* 14	3-7	.429	0-0	.000	0-2	.000	2	2	4	6.2	4	0	1	1	0	6	11.3	
at Texas A&M	01/30/18	* 20	2-4	.500	0-0	.000	1-2	.500	2	2	4	6.1	4	0	0	1	0	5	11.0	
at LSU	02/03/18	* 21	4-7	.571	0-0	.000	2-6	.333	3	1	4	6.0	4	0	2	1	1	10	11.0	
SOUTH CAROLINA	02/06/18	* 19	5-7	.714	0-0	.000	1-3	.333	0	6	6	6.0	3	0	0	3	0	11	11.0	
VANDERBILT	02/10/18	* 24	7-12	.583	0-0	.000	2-5	.400	3	6	9	6.1	4	0	3	7	2	16	11.2	
at Ole Miss	02/13/18	* 20	6-7	.857	0-0	.000	7-10	.700	3	3	6	6.1	2	0	0	0	0	19	11.5	
TEXAS A&M	02/17/18	* 28	7-8	.875	0-0	.000	4-6	.667	4	2	6	6.1	4	2	2	2	1	18	11.7	
KENTUCKY	02/20/18	* 23	2-6	.333	0-0	.000	5-9	.556	2	3	5	6.1	2	1	1	4	0	9	11.6	
at Alabama	02/24/18	* 20	4-12	.333	0-0	.000	3-4	.750	5	2	7	6.1	4	1	0	0	0	11	11.6	
AUBURN	02/27/18	27	10-15	.667	0-0	.000	1-4	.250	4	6	10	6.2	1	2	3	7	0	21	11.9	
Totals		21	667	140-232	.603	0-0	.000	78-147	.531	66	121	187	6.2	101	23	32	64	18	358	11.9

Games played: 30  
Minutes/game: 22.2  
Points/game: 11.9  
FG Pct: 60.3  
FT Pct: 53.1

Rebounds/game: 6.2  
Assists/game: 0.8  
Turnovers/game: 1.1  
Assist/turnover ratio: 0.7  
Steals/game: 0.6  
Blocks/game: 2.1

## CAREER STATISTICS AT ARKANSAS »

			Total		3-Point		F-Throws		Rebounds											Scoring	
Season	gp-gs	min/avg	fg-fga	pct	fg-fga	pct	ft-fa	pct	off	def	tot	avg	pf	fo	ast	to	blk	stl	pts	avg	
2017-18	30-21	667/22.2	140-232	.603	0-0	.000	78-147	.531	66	121	187	6.2	101	3	23	32	64	18	358	11.9	
TOTAL	30-21	667/22.2	140-232	.603	0-0	.000	78-147	.531	66	121	187	6.2	101	3	23	32	64	18	358	11.9	

## PERSONAL BESTS »

### POINTS

Season: 25 vs. Fresno State (11/17/17)

Career: 25 vs. Fresno State (11/17/17)

### FIELD GOALS

Season: 10 vs. Auburn (02/27/18)

Career: 10 vs. Auburn (02/27/18)

### FIELD GOALS ATTEMPTED

Season: 15 vs. Auburn (02/27/18)

Career: 15 vs. Auburn (02/27/18)

### 3-POINT FIELD GOALS

Season: --

Career: --

### 3-POINT FG ATTEMPTS

Season: --

Career: --

### FREE THROWS MADE

Season: 7 (2x), last at Ole Miss (02/13/18)

Career: 7 (2x), last at Ole Miss (02/13/18)

### FREE THROWS ATTEMPTS

Season: 10 (2x), last at Ole Miss (02/13/18)

Career: 10 (2x), last at Ole Miss (02/13/18)

### REBOUNDS

Season: 12 vs. CSU Bakersfield (12/27/17)

Career: 12 vs. CSU Bakersfield (12/27/17)

### ASSISTS

Season: 4 vs. Oral Roberts (12/19/17)

Career: 4 vs. Oral Roberts (12/19/17)

### STEALS

Season: 2 (4x), last vs. Vanderbilt (02/10/18)

Career: 2 (4x), last vs. Vanderbilt (02/10/18)

### BLOCKS

Season: 7 (2x), last vs. Auburn (02/27/18)

Career: 7 (2x), last vs. Auburn (02/27/18)

### MINUTES

Season: 33 vs. Tennessee (12/30/17)

Career: 33 vs. Tennessee (12/30/17)

# DUSTIN THOMAS



#13 | Senior | Forward | 6-8 | 225 | Texarkana, Texas | Colorado

## THOMAS' NEWS & NOTES »

- Recorded his second double-digit scoring effort of the year and sixth as a Razorback at Alabama, tallying a season-high 11 points.
- Finished one point shy of his first career double-double, scoring nine points to go with a career-high 10 rebounds, three assists and a career-high three steals against Oklahoma State.
- Has 3+ rebounds in 29 of the last 42 games, including 17-of-25 this season.
- Recorded four offensive rebounds in the first three minutes against Kentucky, finishing with a career-high six offensive boards. Finished with 10 rebs overall, the second 10-rebound game of his career.
- Has four-plus rebounds in 13 of 25 games played this season to rank second on the team in rebound percentage at 4.2 boards per game.
- In his first game this season, Thomas brought down a team-high nine rebounds to tie his career high.
- Scoring nine points off the bench at LSU on Feb. 11 and pulled down a career and team-high nine rebounds to go along with three steals.
- Averaged 4.0 points and 2.5 rebounds per game over two years at Colorado.

## GAME-BY-GAME STATS »

#13 Dustin Thomas

Opponent	Date	gs	min	Total	3-Pointers	Free throws	Rebounds													
				fg-fga	pct	3fg-fga	pct	ft-fa	pct	off	def	tot	avg	pf	a	t/o	blk	stl	pts	avg
SAMFORD	11/10/17	dnp		-	-	-	-	-	-	-	-	-	-	-	-	-	-	-	-	-
BUCKNELL	11/12/17	dnp		-	-	-	-	-	-	-	-	-	-	-	-	-	-	-	-	-
FRESNO STATE	11/17/17	dnp		-	-	-	-	-	-	-	-	-	-	-	-	-	-	-	-	-
vs Oklahoma	11/23/17	23	1-2	.500	0-0	.000	3-4	.750	3	6	9	9.0	4	0	3	0	1	5	5.0	
vs North Carolina	11/24/17	22	1-4	.250	0-0	.000	0-0	.000	2	2	4	6.5	3	0	2	0	1	2	3.5	
vs UCONN	11/26/17	15	1-2	.500	0-0	.000	5-6	.833	1	3	4	5.7	2	0	2	0	1	7	4.7	
at Houston	12/02/17	28	3-6	.500	0-1	.000	3-4	.750	2	4	6	5.8	2	0	0	0	1	9	5.8	
COLORADO STATE	12/05/17	* 16	2-4	.500	0-0	.000	2-2	1.000	0	2	2	5.0	2	2	0	0	0	6	5.8	
MINNESOTA	12/09/17	* 11	3-4	.750	0-0	.000	0-0	.000	0	2	2	4.5	3	2	0	0	0	6	5.8	
vs Troy	12/16/17	* 17	1-1	1.000	0-0	.000	0-0	.000	2	3	5	4.6	2	0	0	0	0	2	5.3	
ORAL ROBERTS	12/19/17	* 19	2-6	.333	0-0	.000	0-2	.000	0	1	1	4.1	2	3	0	0	0	4	5.1	
CSU BAKERSFIELD	12/27/17	* 20	4-6	.667	0-0	.000	2-2	1.000	2	4	6	4.3	2	0	1	0	2	10	5.7	
TENNESSEE	12/30/17	* 27	2-3	.667	0-0	.000	0-1	.000	1	6	7	4.6	5	1	1	0	0	4	5.5	
at Mississippi State	01/02/18	* 18	0-2	.000	0-0	.000	0-0	.000	1	4	5	4.6	2	4	1	0	0	0	5.0	
at Auburn	01/06/18	* 12	1-1	1.000	0-0	.000	2-3	.667	0	2	2	4.4	0	1	3	0	0	4	4.9	
LSU	01/10/18	4	0-2	.000	0-0	.000	0-0	.000	0	1	1	4.2	1	0	0	0	0	0	4.5	
MISSOURI	01/13/18	* 20	1-2	.500	0-0	.000	3-6	.500	1	2	3	4.1	4	0	0	0	2	5	4.6	
at Florida	01/17/18	* 28	1-2	.500	1-1	1.000	1-2	.500	1	3	4	4.1	2	2	0	0	1	4	4.5	
OLE MISS	01/20/18	dnp		-	-	-	-	-	-	-	-	-	-	-	-	-	-	-	-	
at Georgia	01/23/18	29	4-5	.800	0-0	.000	0-1	.000	0	1	1	3.9	4	0	3	0	2	8	4.8	
OKLAHOMA STATE	01/27/18	25	2-5	.400	0-0	.000	5-6	.833	3	7	10	4.2	2	3	3	1	3	9	5.0	
at Texas A&M	01/30/18	18	1-2	.500	0-0	.000	0-0	.000	0	3	3	4.2	3	0	0	2	1	2	4.8	
at LSU	02/03/18	* 20	3-7	.429	0-0	.000	0-0	.000	2	1	3	4.1	2	0	2	0	0	6	4.9	
SOUTH CAROLINA	02/06/18	dnp		-	-	-	-	-	-	-	-	-	-	-	-	-	-	-	-	
VANDERBILT	02/10/18	23	1-4	.250	0-0	.000	1-2	.500	1	6	7	4.3	3	2	2	0	1	3	4.8	
at Ole Miss	02/13/18	* 21	2-5	.400	0-0	.000	2-2	1.000	2	2	4	4.2	4	1	1	0	0	6	4.9	
TEXAS A&M	02/17/18	* 19	3-4	.750	0-0	.000	1-2	.500	0	3	3	4.2	4	0	2	0	1	7	5.0	
KENTUCKY	02/20/18	* 20	3-4	.750	0-0	.000	0-0	.000	6	4	10	4.4	4	1	0	0	1	6	5.0	
at Alabama	02/24/18	* 19	4-5	.800	0-0	.000	3-4	.750	1	1	2	4.3	3	1	0	0	1	11	5.3	
AUBURN	02/27/18	* 8	1-2	.500	0-0	.000	0-0	.000	0	2	2	4.2	2	1	1	0	0	2	5.1	
Totals		16	482	47-90	.522	1-2	.500	33-49	.673	31	75	106	4.2	67	24	27	3	19	128	5.1

Games played: 25  
Minutes/game: 19.3  
Points/game: 5.1  
FG Pct: 52.2  
3FG Pct: 50.0  
FT Pct: 67.3

Rebounds/game: 4.2  
Assists/game: 1.0  
Turnovers/game: 1.1  
Assist/turnover ratio: 0.9  
Steals/game: 0.8  
Blocks/game: 0.1

## PERSONAL BESTS »

### POINTS

Season: 11 at Alabama (02/24/18)

Career: 17 vs. USC (01/04/15)^

### FIELD GOALS

Season: 4 (3x), last at Alabama (02/24/18)

Career: 6 (2x), last vs. Seton Hall (03/17/17)

### FIELD GOALS ATTEMPTED

Season: 7 at LSU (02/04/18)

Career: 9 vs. Seton Hall (03/17/17)

### 3-POINT FIELD GOALS

Season: 1 at Florida (01/17/18)

Career: 3 vs. USC (01/04/15)^

### 3-POINT FG ATTEMPTS

Season: 1 (2x), last at Florida (01/17/18)

Career: 3 (3x), last vs. USC (01/04/15)^

### FREE THROWS MADE

Season: 5 (2x), last vs. Oklahoma State (01/28/18)

Career: 6 vs. UT Arlington (11/18/16)

### FREE THROWS ATTEMPTS

Season: 6 (3x), last vs. Oklahoma State (01/28/18)

Career: 8 (3x), last vs. Mississippi State (01/10/17)

### REBOUNDS

Season: 10 (2x), last vs. Kentucky (02/20/18)

Career: 10 (2x), last vs. Kentucky (02/20/18)

### ASSISTS

Season: 4 at Mississippi State (01/02/18)

Career: 4 (3x), last at Mississippi State (01/02/18)

### STEALS

Season: 3 vs. Oklahoma State (01/28/18)

Career: 3 (3x), last vs. Oklahoma State (01/28/18)

### BLOCKS

Season: 2 at Texas A&M (01/30/18)

Career: 2 (3x), last at Texas A&M (01/30/18)

### MINUTES

Season: 29 at Georgia (01/23/18)

Career: 31 vs. Seton Hall (03/17/17)

^ - at Colorado

## CAREER STATISTICS AT ARKANSAS »

Season	gp-gs	min/avg	Total	3-Point	F-Throws	Rebounds														
			fg-fga	pct	fg-fga	pct	ft-fa	pct	off	def	tot	avg	pf	fo	ast	to	blk	stl	pts	avg
2016-17	36-27	648/18.0	72-148	.486	1-5	.200	46-70	.657	45	91	136	3.8	104	4	38	36	10	23	191	5.3
2017-18	25-16	482/19.3	47-90	.522	1-2	.500	33-49	.673	31	75	106	4.2	67	1	24	27	3	19	128	5.1
TOTAL	61-43	1130/18.5	119-238	.500	2-7	.286	79-119	.664	76	166	242	4.0	171	5	62	63	13	42	319	5.2

# DARIOUSHALL



#20 | Freshman | Forward | 6-6 | 210 | Little Rock, Ark. | Mills Univ. Studies HS

## HALL'S NEWS & NOTES »

- Recorded his first career double-double at Ole Miss, tying a career high with 14 points to go along with a career-high 11 rebounds and a career-high tying three assists.
- Set a career high in minutes played at Texas A&M with 35, scoring 13 points and seven rebounds, going a perfect 6-for-6 from the floor.
- Went 8-of-8 from the free throw line against Ole Miss, tying for the most on the team this year without a miss.
- Three-time All-State and All-Conference selection at Mills University Studies High School.
- 2017 5A State Tournament MVP, after leading the Comets to a state championship.
- Led the Comets to a 31-2 record, averaging 14.8 pts, 8.0 rbd, 2.0 assists and 1.8 steals per game as a senior.
- Tallied 26 double-figure scoring games, including 10 double-doubles.
- Ranked the No. 4 player in the state and the No. 50 power forward in the 2017 class by 247Sports.com.
- Earned a four-star rating by ESPN, and three starts from Rivals.com, 247Sports, Scout and Future150.com.

## GAME-BY-GAME STATS »

#20 Darius Hall

Opponent	Date	gs	min	Total		3-Pointers		Free throws		Rebounds				pf	a	t/o	blk	stl	pts	avg
				fg-fga	pct	3fg-fga	pct	ft-fa	pct	off	def	tot	avg							
SAMFORD	11/10/17	12	14	1-4	.250	0-1	.000	1-2	.500	1	2	3	3.0	4	0	2	0	1	3	3.0
BUCKNELL	11/12/17	17	3-5	.600	0-0	.000	0-0	.000	1	3	4	3.5	3	0	3	2	1	6	4.5	
FRESNO STATE	11/17/17	14	0-2	.000	0-1	.000	0-1	.000	0	3	3	3.3	2	1	1	0	1	0	3.0	
vs Oklahoma	11/23/17	7	0-1	.000	0-0	.000	1-2	.500	0	1	1	2.8	1	0	0	0	1	1	2.5	
vs North Carolina	11/24/17	5	1-2	.500	0-0	.000	1-1	1.000	1	0	1	2.4	1	0	0	0	0	3	2.6	
vs UCONN	11/26/17	14	3-3	1.000	1-1	1.000	0-0	.000	0	6	6	3.0	3	0	2	0	0	7	3.3	
at Houston	12/02/17	3	0-0	.000	0-0	.000	0-0	.000	0	1	1	2.7	0	0	1	0	0	0	2.9	
COLORADO STATE	12/05/17	18	3-7	.429	2-4	.500	0-0	.000	0	3	3	2.8	1	0	2	0	0	8	3.5	
MINNESOTA	12/09/17	8	1-2	.500	0-0	.000	0-0	.000	0	2	2	2.7	2	0	0	0	0	2	3.3	
vs Troy	12/16/17	12	2-2	1.000	0-0	.000	0-0	.000	0	2	2	2.6	4	0	0	0	1	0	4	3.4
ORAL ROBERTS	12/19/17	15	4-6	.667	1-2	.500	2-2	1.000	2	1	3	2.6	2	3	2	0	2	11	4.1	
CSU BAKERSFIELD	12/27/17	17	4-8	.500	1-4	.250	5-9	.556	2	1	3	2.7	4	1	2	0	1	14	4.9	
TENNESSEE	12/30/17	3	0-0	.000	0-0	.000	0-0	.000	0	0	0	2.5	0	0	3	0	1	0	4.5	
at Mississippi State	01/02/18	6	1-2	.500	0-0	.000	0-0	.000	1	2	3	2.5	1	0	0	0	0	2	4.4	
at Auburn	01/06/18	21	3-3	1.000	0-0	.000	1-2	.500	1	5	6	2.7	1	0	1	0	0	7	4.5	
LSU	01/10/18	21	1-7	.143	0-3	.000	3-4	.750	3	2	5	2.9	1	1	1	0	0	5	4.6	
MISSOURI	01/13/18	*	21	4-4	1.000	0-0	.000	2-4	.500	1	4	5	3.0	0	1	0	0	2	10	4.9
at Florida	01/17/18	18	2-6	.333	0-1	.000	0-2	.000	0	2	2	2.9	4	0	0	0	0	4	4.8	
OLE MISS	01/20/18	*	13	1-2	.500	1-1	1.000	8-8	1.000	2	1	3	2.9	4	0	2	0	0	11	5.2
at Georgia	01/23/18	*	23	3-5	.600	1-1	1.000	0-0	.000	1	2	3	3.0	0	0	1	0	0	7	5.3
OKLAHOMA STATE	01/27/18	*	14	1-2	.500	0-0	.000	0-2	.000	1	1	2	2.9	1	0	1	1	1	2	5.1
at Texas A&M	01/30/18	*	35	6-6	1.000	1-1	1.000	0-2	.000	0	7	7	3.1	2	1	4	1	2	13	5.5
at LSU	02/03/18	17	0-1	.000	0-0	.000	2-4	.500	1	3	4	3.1	0	0	0	0	0	2	5.3	
SOUTH CAROLINA	02/06/18	15	1-3	.333	0-0	.000	1-2	.500	1	1	2	3.1	1	0	1	1	1	3	5.2	
VANDERBILT	02/10/18	14	0-0	.000	0-0	.000	0-0	.000	0	2	2	3.0	5	1	1	0	0	0	5.0	
at Ole Miss	02/13/18	22	5-8	.625	3-4	.750	1-7	.143	5	6	11	3.3	3	3	1	0	0	14	5.3	
TEXAS A&M	02/17/18	17	0-2	.000	0-1	.000	2-2	1.000	1	6	7	3.5	3	1	1	0	0	2	5.2	
KENTUCKY	02/20/18	17	0-3	.000	0-1	.000	0-0	.000	0	1	1	3.4	2	1	0	1	0	0	5.0	
at Alabama	02/24/18	11	1-3	.333	0-1	.000	0-0	.000	0	0	0	3.3	1	1	1	0	0	2	4.9	
AUBURN	02/27/18	11	1-1	1.000	0-0	.000	0-0	.000	0	2	2	3.2	1	0	0	0	1	2	4.8	
Totals		5	441	52-100	.520	11-27	.407	30-56	.536	25	72	97	3.2	57	15	32	7	15	145	4.8

Games played: 30  
Minutes/game: 14.7  
Points/game: 4.8  
FG Pct: 52.0  
3FG Pct: 40.7  
FT Pct: 53.6

Rebounds/game: 3.2  
Assists/game: 0.5  
Turnovers/game: 1.1  
Assist/turnover ratio: 0.5  
Steals/game: 0.5  
Blocks/game: 0.2

## PERSONAL BESTS »

### POINTS

Season: 14 (2x), last at Ole Miss (02/13/18)

Career: 14 (2x), last at Ole Miss (02/13/18)

### FIELD GOALS

Season: 6 at Texas A&M (01/30/18)

Career: 6 at Texas A&M (01/30/18)

### FIELD GOALS ATTEMPTED

Season: 8 (2x), last at Ole Miss (02/13/18)

Career: 8 (2x), last at Ole Miss (02/13/18)

### 3-POINT FIELD GOALS

Season: 3 at Ole Miss (02/13/18)

Career: 3 at Ole Miss (02/13/18)

### 3-POINT FG ATTEMPTS

Season: 4 (3x), last at Ole Miss (02/13/18)

Career: 4 (3x), last at Ole Miss (02/13/18)

### FREE THROWS MADE

Season: 8 vs. Ole Miss (01/20/18)

Career: 8 vs. Ole Miss (01/20/18)

### FREE THROWS ATTEMPTS

Season: 9 vs. CSU Bakersfield (12/27/17)

Career: 9 vs. CSU Bakersfield (12/27/17)

### REBOUNDS

Season: 11 at Ole Miss (02/13/18)

Career: 11 at Ole Miss (02/13/18)

### ASSISTS

Season: 3 (2x), last at Ole Miss (02/13/18)

Career: 3 (2x), last at Ole Miss (02/13/18)

### STEALS

Season: 2 (3x), last at Texas A&M (01/30/18)

Career: 2 (3x), last at Texas A&M (01/30/18)

### BLOCKS

Season: 2 vs. Bucknell (11/12/17)

Career: 2 vs. Bucknell (11/12/17)

### MINUTES

Season: 35 at Texas A&M (01/30/18)

Career: 35 at Texas A&M (01/30/18)

## CAREER STATISTICS AT ARKANSAS »

			Total		3-Point		F-Throws		Rebounds											Scoring	
Season	gp-gs	min/avg	fg-fga	pct	fg-fga	pct	ft-fa	pct	off	def	tot	avg	pf	fo	ast	to	blk	stl	pts	avg	
2017-18	30-5	441/14.7	52-100	.520	11-27	.407	30-56	.536	25	72	97	3.2	57	1	15	32	7	15	145	4.8	
TOTAL	30-5	441/14.7	52-100	.520	11-27	.407	30-56	.536	25	72	97	3.2	57	1	15	32	7	15	145	4.8	

# GABE OSABUOHIE



#22 | Freshman | Forward | 6-8 | 219 | Toronto, Canada | Southwest Christian Academy

## OSABUOHIE'S NEWS & NOTES »

- Pronounced oh-sah-BOY-en.
- Tied for the team lead in charges taken with eight out of Arkansas' 40 total.
- Ranked the No. 5 player in the state of Arkansas & the No. 63 small forward in the country by 247Sports.com.
- Averaged 11 pts, seven rebounds and four assists as a senior for Little Rock's Southwest Christian Academy.
- Helped lead high school team to a 31-2 record and appearance at the NACA National Championships.
- Averaged 12 points and eight rebounds as a junior and played AAU with Grassroots Canada, before joining Team Loaded North Carolina on the Adidas Circuit the last two seasons.

## GAME-BY-GAME STATS »

#22 Gabe Osabuohien

Opponent	Date	gs	min	Total		3-Pointers		Free throws		Rebounds				pf	a	t/o	blk	stl	pts	avg
				fg-fga	pct	3fg-fga	pct	ft-fa	pct	off	def	tot	avg							
SAMFORD	11/10/17	10	1-2	.500	0-0	.000	0-2	.000	0	0	0	0.0	1	0	1	0	0	2	2.0	
BUCKNELL	11/12/17	11	1-4	.250	0-1	.000	0-0	.000	1	1	2	1.0	1	0	0	0	0	2	2.0	
FRESNO STATE	11/17/17	5	0-1	.000	0-1	.000	0-2	.000	1	0	1	1.0	2	0	0	0	0	0	1.3	
vs Oklahoma	11/23/17	dnp	-	-	-	-	-	-	-	-	-	-	-	-	-	-	-	-	-	
vs North Carolina	11/24/17	dnp	-	-	-	-	-	-	-	-	-	-	-	-	-	-	-	-	-	
vs UCONN	11/26/17	8	0-1	.000	0-0	.000	0-0	.000	1	2	3	1.5	0	1	1	0	1	0	1.0	
at Houston	12/02/17	dnp	-	-	-	-	-	-	-	-	-	-	-	-	-	-	-	-	-	
COLORADO STATE	12/05/17	8	2-2	1.000	0-0	.000	0-0	.000	1	2	3	1.8	4	0	1	0	0	4	1.6	
MINNESOTA	12/09/17	dnp	-	-	-	-	-	-	-	-	-	-	-	-	-	-	-	-	-	
vs Troy	12/16/17	2	1-1	1.000	0-0	.000	0-1	.000	0	2	2	1.8	0	1	0	0	0	2	1.7	
ORAL ROBERTS	12/19/17	5	0-0	.000	0-0	.000	0-0	.000	0	0	0	1.6	0	0	0	0	0	0	1.4	
CSU BAKERSFIELD	12/27/17	2	0-0	.000	0-0	.000	0-0	.000	0	0	0	1.4	0	1	0	1	0	0	1.3	
TENNESSEE	12/30/17	dnp	-	-	-	-	-	-	-	-	-	-	-	-	-	-	-	-	-	
at Mississippi State	01/02/18	dnp	-	-	-	-	-	-	-	-	-	-	-	-	-	-	-	-	-	
at Auburn	01/06/18	dnp	-	-	-	-	-	-	-	-	-	-	-	-	-	-	-	-	-	
LSU	01/10/18	dnp	-	-	-	-	-	-	-	-	-	-	-	-	-	-	-	-	-	
MISSOURI	01/13/18	dnp	-	-	-	-	-	-	-	-	-	-	-	-	-	-	-	-	-	
at Florida	01/17/18	dnp	-	-	-	-	-	-	-	-	-	-	-	-	-	-	-	-	-	
OLE MISS	01/20/18	dnp	-	-	-	-	-	-	-	-	-	-	-	-	-	-	-	-	-	
at Georgia	01/23/18	dnp	-	-	-	-	-	-	-	-	-	-	-	-	-	-	-	-	-	
OKLAHOMA STATE	01/27/18	dnp	-	-	-	-	-	-	-	-	-	-	-	-	-	-	-	-	-	
at Texas A&M	01/30/18	1	0-0	.000	0-0	.000	0-0	.000	0	0	0	1.2	0	0	0	0	0	0	1.1	
at LSU	02/03/18	dnp	-	-	-	-	-	-	-	-	-	-	-	-	-	-	-	-	-	
SOUTH CAROLINA	02/06/18	17	0-0	.000	0-0	.000	0-0	.000	1	3	4	1.5	3	2	2	0	0	0	1.0	
VANDERBILT	02/10/18	16	0-0	.000	0-0	.000	1-2	.500	0	2	2	1.5	1	0	2	1	0	1	1.0	
at Ole Miss	02/13/18	8	1-2	.500	0-0	.000	1-2	.500	0	3	3	1.7	3	0	0	0	0	3	1.2	
TEXAS A&M	02/17/18	15	3-6	.500	0-1	.000	0-1	.000	1	2	3	1.8	3	1	1	1	1	6	1.5	
KENTUCKY	02/20/18	10	1-2	.500	0-0	.000	0-0	.000	0	2	2	1.8	0	1	1	0	0	2	1.6	
at Alabama	02/24/18	3	0-1	.000	0-0	.000	0-0	.000	0	0	0	1.7	2	0	2	0	1	0	1.5	
AUBURN	02/27/18	2	0-0	.000	0-0	.000	0-0	.000	0	0	0	1.6	0	0	0	0	0	0	1.4	
Totals		0	123	10-22	.455	0-3	.000	2-10	.200	6	19	25	1.6	20	7	11	3	3	22	1.4

Games played: 16  
Minutes/game: 7.7  
Points/game: 1.4  
FG Pct: 45.5  
3FG Pct: 0.0  
FT Pct: 20.0

Rebounds/game: 1.6  
Assists/game: 0.4  
Turnovers/game: 0.7  
Assist/turnover ratio: 0.6  
Steals/game: 0.2  
Blocks/game: 0.2

## PERSONAL BESTS »

### POINTS

Season: 6 vs. Texas A&M (02/17/18)

Career: 6 vs. Texas A&M (02/17/18)

### FIELD GOALS

Season: 3 vs. Texas A&M (02/17/18)

Career: 3 vs. Texas A&M (02/17/18)

### FIELD GOALS ATTEMPTED

Season: 6 vs. Texas A&M (02/17/18)

Career: 6 vs. Texas A&M (02/17/18)

### 3-POINT FIELD GOALS

Season: --

Career: --

### 3-POINT FG ATTEMPTS

Season: 1 (3x), last vs. Texas A&M (02/17/18)

Career: 1 (3x), last vs. Texas A&M (02/17/18)

### FREE THROWS MADE

Season: 1 (2x), last at Ole Miss (02/13/18)

Career: 1 (2x), last at Ole Miss (02/13/18)

### FREE THROWS ATTEMPTS

Season: 2 (4x), last at Ole Miss (02/13/18)

Career: 2 (4xx), last at Ole Miss (02/13/18)

### REBOUNDS

Season: 4 vs. South Carolina (02/06/18)

Career: 4 vs. South Carolina (02/06/18)

### ASSISTS

Season: 2 vs. South Carolina (02/06/18)

Career: 2 vs. South Carolina (02/06/18)

### STEALS

Season: 1 (2x), last vs. Texas A&M (02/17/18)

Career: 1 (2x), last vs. Texas A&M (02/17/18)

### BLOCKS

Season: 1 (3x), last vs. Texas A&M (02/17/18)

Career: 1 (3x), last vs. Texas A&M (02/17/18)

### MINUTES

Season: 17 vs. South Carolina (02/06/18)

Career: 17 vs. South Carolina (02/06/18)

## CAREER STATISTICS AT ARKANSAS »

Season	gp-gs	min/avg	Total		3-Point		F-Throws		Rebounds				Scoring					
			fg-fga	pct	fg-fga	pct	ft-fa	pct	off	def	tot	avg	pf	fo	ast	to	blk	stl
2017-18	16-0	123/7.7	10-22	.455	0-3	.000	2-10	.200	6	19	25	1.6	20	0	7	11	3	3
TOTAL	16-0	123/7.7	10-22	.455	0-3	.000	2-10	.200	6	19	25	1.6	20	0	7	11	3	3



# C.J. JONES



#23 | Sophomore | Guard | 6-5 | 175 | Birmingham, Ala. | Central Park Christian

## JONES' NEWS & NOTES »

- 156 of his 206 career points have come from made 3-pointers.
- Has 10 double-figure scoring efforts through 30 games, after having two total last season in 21 games.
- Went 3-for-3 from deep at Alabama to finish with 13 points in his home state. It was his eighth game making three-plus three pointers this season.
- Has hit multiple three-pointers in 12 games this season, including eight games of three-plus.
- In the seven-game stretch prior to Christmas, Jones hit three-plus three-pointers six times, including two efforts of five makes.
- Had a career-high five rebounds against Bucknell, to go along with seven points and one assist.
- After having six assists last season, Jones has 14 through 30 games this year.
- Played in 21 games as a freshman, averaging 2.4 points per contest.

## GAME-BY-GAME STATS »

#23 C.J. Jones

Opponent	Date	gs	min	Total fg-fga	pct	3-Pointers 3fg-fga	pct	Free throws ft-fa	pct	Rebounds									pts	avg
										off	def	tot	avg	pf	a	t/o	blk	stl	pts	avg
SAMFORD	11/10/17	21	4-7	.571	2-5	.400	0-0	.000	0	3	3	3.0	0	1	0	0	0	10	10.0	
BUCKNELL	11/12/17	20	3-8	.375	0-1	.000	1-1	1.000	0	5	5	4.0	0	1	0	0	1	7	8.5	
FRESNO STATE	11/17/17	16	3-6	.500	0-2	.000	0-0	.000	0	2	2	3.3	0	1	0	0	0	6	7.7	
vs Oklahoma	11/23/17	10	1-4	.250	0-2	.000	0-0	.000	0	1	1	2.8	1	0	1	0	0	2	6.3	
vs North Carolina	11/24/17	26	4-11	.364	4-10	.400	0-0	.000	0	2	2	2.6	1	0	0	0	0	12	7.4	
vs UCONN	11/26/17	21	5-8	.625	3-6	.500	6-6	1.000	0	1	1	2.3	1	1	0	0	0	1	19	9.3
at Houston	12/02/17	20	4-9	.444	3-6	.500	0-0	.000	0	3	3	2.4	2	0	1	0	0	11	9.6	
COLORADO STATE	12/05/17	23	7-9	.778	3-5	.600	2-2	1.000	0	1	1	2.3	1	2	0	0	0	19	10.8	
MINNESOTA	12/09/17	15	5-7	.714	5-7	.714	0-0	.000	0	1	1	2.1	3	0	1	0	0	15	11.2	
vs Troy	12/16/17	17	2-5	.400	0-3	.000	2-2	1.000	0	2	2	2.1	0	1	1	1	1	6	10.7	
ORAL ROBERTS	12/19/17	19	5-10	.500	5-8	.625	0-0	.000	0	2	2	2.1	2	2	1	2	0	15	11.1	
CSU BAKERSFIELD	12/27/17	20	1-6	.167	1-5	.200	1-2	.500	0	2	2	2.1	1	0	1	0	1	4	10.5	
TENNESSEE	12/30/17	13	1-6	.167	0-3	.000	0-2	.000	1	2	3	2.2	1	0	0	1	0	2	9.8	
at Mississippi State	01/02/18	10	0-2	.000	0-0	.000	0-0	.000	0	1	1	2.1	2	0	1	0	0	0	9.1	
at Auburn	01/06/18	3	1-3	.333	0-2	.000	0-0	.000	1	0	1	2.0	0	2	0	0	0	2	8.7	
LSU	01/10/18	14	2-6	.333	0-3	.000	0-0	.000	0	0	0	1.9	2	0	1	0	0	4	8.4	
MISSOURI	01/13/18	12	0-3	.000	0-0	.000	0-0	.000	0	0	0	1.8	0	0	0	0	0	0	7.9	
at Florida	01/17/18	21	2-6	.333	2-5	.400	0-0	.000	0	0	0	1.7	1	0	0	0	0	6	7.8	
OLE MISS	01/20/18	15	4-7	.571	3-5	.600	0-0	.000	0	2	2	1.7	0	0	2	0	0	11	7.9	
at Georgia	01/23/18	14	1-3	.333	1-2	.500	2-2	1.000	0	1	1	1.7	1	0	0	0	0	5	7.8	
OKLAHOMA STATE	01/27/18	10	2-3	.667	2-3	.667	0-0	.000	0	0	0	1.6	2	0	0	0	0	6	7.7	
at Texas A&M	01/30/18	4	0-1	.000	0-1	.000	0-0	.000	0	0	0	1.5	0	0	0	0	0	0	7.4	
at LSU	02/03/18	7	0-3	.000	0-1	.000	0-0	.000	0	0	0	1.4	0	1	0	0	0	0	7.0	
SOUTH CAROLINA	02/06/18	19	3-6	.500	0-3	.000	1-1	1.000	0	4	4	1.5	0	1	0	0	0	7	7.0	
VANDERBILT	02/10/18	15	2-5	.400	0-2	.000	0-0	.000	0	1	1	1.5	1	0	0	0	0	4	6.9	
at Ole Miss	02/13/18	13	1-6	.167	0-4	.000	0-0	.000	0	1	1	1.5	0	0	1	0	1	2	6.7	
TEXAS A&M	02/17/18	18	5-7	.714	1-2	.500	2-3	.667	1	1	2	1.5	1	0	0	0	1	13	7.0	
KENTUCKY	02/20/18	9	0-4	.000	0-3	.000	0-0	.000	0	0	0	1.5	1	1	0	0	0	0	6.7	
at Alabama	02/24/18	18	5-7	.714	3-3	1.000	0-0	.000	0	0	0	1.4	1	0	1	0	0	13	6.9	
AUBURN	02/27/18	19	3-5	.600	2-3	.667	0-0	.000	0	2	2	1.4	1	0	0	0	1	8	7.0	
Totals		0	462	76-173	.439	40-105	.381	17-21	.810	3	40	43	1.4	26	14	12	4	8	209	7.0

Games played: 30  
Minutes/game: 15.4  
Points/game: 7.0  
FG Pct: 43.9  
3FG Pct: 38.1  
FT Pct: 81.0

Rebounds/game: 1.4  
Assists/game: 0.5  
Turnovers/game: 0.4  
Assist/turnover ratio: 1.2  
Steals/game: 0.3  
Blocks/game: 0.1

## PERSONAL BESTS »

### POINTS

Season: 19 (2x), last vs. Colorado State (12/05/17)  
Career: 19 (2x), last vs. Colorado State (12/05/17)

### FIELD GOALS

Season: 7 vs. Colorado State (12/05/17)  
Career: 7 vs. Colorado State (12/05/17)

### FIELD GOALS ATTEMPTED

Season: 11 vs. North Carolina (11/24/17)  
Career: 11 vs. North Carolina (11/24/17)

### 3-POINT FIELD GOALS

Season: 5 (2x), last vs. Oral Roberts (12/19/17)  
Career: 5 (2x), last vs. Oral Roberts (12/19/17)

### 3-POINT FG ATTEMPTS

Season: 10 vs. North Carolina (11/24/17)  
Career: 10 vs. North Carolina (11/24/17)

### FREE THROWS MADE

Season: 6 vs. UConn (11/26/17)  
Career: 6 vs. UConn (11/26/17)

### FREE THROWS ATTEMPTS

Season: 6 vs. UConn (11/26/17)  
Career: 6 vs. UConn (11/26/17)

### REBOUNDS

Season: 5 vs. Bucknell (11/12/17)  
Career: 5 vs. Bucknell (11/12/17)

### ASSISTS

Season: 2 (3x), last at Auburn (01/06/18)  
Career: 2 (4x), last at Auburn (01/06/18)

### STEALS

Season: 1 (8x), last vs. Auburn (02/27/18)  
Career: 1 (9x), last vs. Auburn (02/27/18)

### BLOCKS

Season: 2 vs. Oral Roberts (12/19/17)  
Career: 3 vs. Austin Peay (12/03/16)

### MINUTES

Season: 26 vs. North Carolina (11/24/17)  
Career: 26 vs. North Carolina (11/24/17)

## CAREER STATISTICS AT ARKANSAS »

Season	gp-gs	min/avg	Total		3-Point		F-Throws		Rebounds				Scoring					
			fg-fga	pct	fg-fga	pct	ft-fa	pct	off	def	tot	avg	pf	fo	ast	to	blk	stl
2016-17	21-0	126/6.0	17-36	.472	12-24	.500	5-7	.714	0	13	13	0.6	11	0	6	4	5	1
2017-18	30-0	462/15.4	76-173	.439	40-105	.381	17-21	.810	3	40	43	1.4	26	0	14	12	4	8
TOTAL	51-0	588/11.5	93-209	.445	52-129	.403	22-28	.786	3	53	56	1.1	37	0	20	16	9	9

# ANTON BEARD



#31 | Senior | Guard | 6-0 | 185 | North Little Rock, Ark. | North Little Rock HS

## BEARD'S NEWS & NOTES »

- Has pulled down three-plus rebounds in 17 of the last 31 games, dating back to last year.
- Second on the team with 18 three-plus assist games this season.
- Has finished in double figures 17 out of 30 games this season, including nine games of 10+ points and 3+ rebs.
- Scored in double figures five straight games to start the season, six times dating back to last season, for the longest streak in his career.
- Started 11 of 36 games played as a junior, averaging 7.2 points, 2.1 rebounds and 1.9 assists per game.
- Scored in double-figures in 15 games last year, including a season-high 18 at Georgia.
- Played 20 minutes in the second round of the NCAA Tournament against No. 1 North Carolina, scoring 10 points and adding three assists.

## GAME-BY-GAME STATS »

#31 Anton Beard

Opponent	Date	gs	min	Total		3-Pointers		Free throws		Rebounds											
				fg-fga	pct	3fg-fga	pct	ft-fa	pct	off	def	tot	avg	pf	a	t/o	blk	stl	pts	avg	
SAMFORD	11/10/17	*	26	5-10	.500	1-3	.333	3-3	1.000	1	1	2	2.0	1	6	2	0	1	14	14.0	
BUCKNELL	11/12/17	*	28	3-9	.333	0-3	.000	5-5	1.000	1	1	2	2.0	1	2	0	2	2	11	12.5	
FRESNO STATE	11/17/17	*	28	5-9	.556	1-3	.333	4-6	.667	0	3	3	2.3	3	3	0	0	1	15	13.3	
vs Oklahoma	11/23/17	*	35	4-12	.333	0-1	.000	6-6	1.000	1	2	3	2.5	2	3	3	0	1	14	13.5	
vs North Carolina	11/24/17	*	38	4-15	.267	2-6	.333	0-0	.000	0	3	3	2.6	3	4	3	0	1	10	12.8	
vs UCONN	11/26/17	*	27	2-6	.333	1-3	.333	4-4	1.000	1	3	4	2.8	2	4	1	0	0	9	12.2	
at Houston	12/02/17	*	33	4-10	.400	2-5	.400	3-5	.600	0	2	2	2.7	2	3	1	0	1	13	12.3	
COLORADO STATE	12/05/17	*	26	3-8	.375	1-4	.250	2-2	1.000	1	2	3	2.8	3	2	0	0	2	9	11.9	
MINNESOTA	12/09/17	*	31	4-9	.444	1-3	.333	1-2	.500	0	3	3	2.8	3	6	2	0	0	10	11.7	
vs Troy	12/16/17	*	28	5-10	.500	1-5	.200	0-0	.000	0	2	2	2.7	2	2	2	0	1	11	11.6	
ORAL ROBERTS	12/19/17	*	29	5-8	.625	2-3	.667	2-4	.500	3	1	4	2.8	3	4	1	0	2	14	11.8	
CSU BAKERSFIELD	12/27/17	*	26	4-12	.333	3-8	.375	4-4	1.000	1	2	3	2.8	3	1	1	1	0	15	12.1	
TENNESSEE	12/30/17	*	42	3-7	.429	2-3	.667	2-3	.667	0	4	4	2.9	5	1	2	0	1	10	11.9	
at Mississippi State	01/02/18	*	29	4-7	.571	1-2	.500	0-0	.000	0	1	1	2.8	2	3	2	0	2	9	11.7	
at Auburn	01/06/18	*	26	5-12	.417	1-5	.200	0-0	.000	0	1	1	2.7	4	1	1	0	0	11	11.7	
LSU	01/10/18	*	33	1-6	.167	0-2	.000	0-0	.000	0	0	2.5	3	1	0	0	0	2	11.1		
MISSOURI	01/13/18	*	31	4-9	.444	2-5	.400	1-2	.500	0	2	2	2.5	3	1	2	0	0	11	11.1	
at Florida	01/17/18	*	13	1-6	.167	0-1	.000	0-0	.000	1	0	1	2.4	1	3	0	0	0	2	10.6	
OLE MISS	01/20/18	*	30	2-8	.250	1-4	.250	2-2	1.000	0	2	2	2.4	2	5	1	0	2	7	10.4	
at Georgia	01/23/18	*	38	3-6	.500	1-3	.333	1-1	1.000	2	2	4	2.5	4	4	1	0	0	8	10.3	
OKLAHOMA STATE	01/27/18	*	36	2-11	.182	0-6	.000	0-1	.000	0	4	4	2.5	2	6	0	1	0	4	10.0	
at Texas A&M	01/30/18	*	25	2-9	.222	1-4	.250	2-4	.500	2	1	3	2.5	2	2	3	0	1	7	9.8	
at LSU	02/03/18	*	30	3-4	.750	0-1	.000	5-5	1.000	0	4	4	2.6	4	3	2	0	2	11	9.9	
SOUTH CAROLINA	02/06/18	*	22	2-5	.400	0-1	.000	1-2	.500	0	0	0	2.5	2	2	1	0	1	5	9.7	
VANDERBILT	02/10/18	*	30	3-6	.500	1-3	.333	0-0	.000	0	4	4	2.6	2	3	0	0	1	7	9.6	
at Ole Miss	02/13/18	*	30	5-10	.500	3-4	.750	0-0	.000	0	3	3	2.6	1	1	1	0	1	13	9.7	
TEXAS A&M	02/17/18	*	27	2-8	.250	1-3	.333	0-2	.000	0	1	1	2.5	1	5	1	0	0	5	9.5	
KENTUCKY	02/20/18	*	32	5-9	.556	3-6	.500	0-0	.000	0	2	2	2.5	3	5	3	0	1	13	9.6	
at Alabama	02/24/18	*	32	1-5	.200	1-3	.333	2-4	.500	0	1	1	2.4	3	1	1	0	1	5	9.5	
AUBURN	02/27/18	*	32	2-6	.333	1-3	.333	6-9	.667	0	4	4	2.5	3	5	2	0	1	11	9.5	
Totals			30	893	98-252	.389	34-106	.321	56-76	.737	14	61	75	2.5	76	91	41	2	26	286	9.5

Games played: 30  
Minutes/game: 29.8  
Points/game: 9.5  
FG Pct: 38.9  
3FG Pct: 32.1  
FT Pct: 73.7

Rebounds/game: 2.5  
Assists/game: 3.0  
Turnovers/game: 1.4  
Assist/turnover ratio: 2.2  
Steals/game: 0.9  
Blocks/game: 0.1

## PERSONAL BESTS »

### POINTS

Season: 15 (2x), last vs. CSU Bakersfield (12/27/17)  
Career: 18 at Georgia (01/23/16)

### FIELD GOALS

Season: 5 (7x), last vs. Kentucky (02/20/18)  
Career: 6 at Tennessee (01/03/17)

### FIELD GOALS ATTEMPTED

Season: 15 vs. North Carolina (11/24/17)  
Career: 15 vs. North Carolina (11/24/17)

### 3-POINT FIELD GOALS

Season: 3 (3x), last vs. Kentucky (02/20/18)  
Career: 4 at Ole Miss (02/14/15)

### 3-POINT FG ATTEMPTS

Season: 8 vs. CSU Bakersfield (12/27/17)  
Career: 8 vs. CSU Bakersfield (12/27/17)

### FREE THROWS MADE

Season: 6 (2x), last vs. Auburn (02/27/18)  
Career: 7 at Georgia (01/23/16)

### FREE THROWS ATTEMPTS

Season: 9 vs. Auburn (02/27/18)  
Career: 9 (2x), last vs. Auburn (02/27/18)

### REBOUNDS

Season: 4 (8x), last vs. Auburn (02/27/18)  
Career: 7 vs. Delaware State (11/21/15)

### ASSISTS

Season: 6 (3x), last vs. Oklahoma State (01/27/18)  
Career: 7 vs. LSU (01/21/17)

### STEALS

Season: 2 (6x), last at LSU (02/04/18)  
Career: 5 vs. Milwaukee (12/22/14)

### BLOCKS

Season: 1 (2x), last vs. Oklahoma State (01/27/18)  
Career: 1 (4x), last vs. Oklahoma State (01/27/18)

### MINUTES

Season: 42 vs. Tennessee (12/30/17)  
Career: 42 vs. Tennessee (12/30/17)

## CAREER STATISTICS AT ARKANSAS »

			Total		3-Point		F-Throws		Rebounds											Scoring	
Season	gp-gs	min/avg	fg-fga	pct	fg-fga	pct	ft-fla	pct	off	def	tot	avg	pf	fo	ast	to	blk	stl	pts	avg	
2014-15	35-16	662/18.9	66-172	.384	31-88	.352	35-55	.636	31	36	67	1.9	84	4	53	32	0	35	198	5.7	
2015-16	23-1	481/20.9	57-164	.348	19-66	.288	27-42	.643	13	40	53	2.3	53	2	41	17	2	24	160	7.0	
2016-17	36-11	755/21.0	86-213	.404	32-90	.356	56-75	.747	29	46	75	2.1	69	2	70	37	1	39	260	7.2	
2017-18	30-30	893/29.8	98-252	.389	34-106	.321	56-76	.737	14	61	75	2.5	76	1	91	41	2	26	286	9.5	
TOTAL	124-58	2791/22.5	307-801	.383	116-350	.331	174-248	.702	87	183	270	2.2	282	9	255	127	5	124	904	7.3	

GAME

1

Arkansas vs Samford  
Nov. 10, 2017 at 7 p.m. at Fayetteville, Ark. (Bud Walton Arena)

Samford 56 • 0-1

#	Player	Total		3-Ptr	Rebounds			PF	TP	A	TO	Blk	Stl	Min
		FG-FGA	FG-FGA		Off	Def	Tot							
20	Alex Thompson	f	4-11	2-9	0-0	0	2	2	3	10	1	2	0	25
33	Wyatt Walker	c	2-7	0-0	0-0	2	2	4	3	4	0	2	0	15
00	Christen Cunningham	g	3-7	1-2	0-0	1	2	3	0	7	1	4	0	28
03	Josh Sharkey	g	2-7	0-1	2-3	1	2	3	3	6	4	6	0	24
22	D Denzel-Dyson	g	2-6	1-4	3-4	1	1	2	1	8	1	2	0	21
01	Kevin Nolan		1-2	1-2	0-0	0	1	1	0	3	0	0	0	5
02	Justin Coleman		2-8	1-4	1-2	1	1	2	2	6	3	1	0	23
04	Triston Chambers		2-5	2-5	0-0	1	0	1	2	6	0	0	0	19
13	Eric Adams		1-2	0-0	0-0	1	2	3	3	2	0	1	1	9
15	Stefan Lakic		0-3	0-2	2-2	1	0	1	0	2	0	0	0	10
24	Gerald Smith		0-0	0-0	0-0	0	0	0	0	0	1	0	0	1
55	Alex Peters		1-3	0-0	0-4	2	2	4	3	2	1	1	0	20
Team						4	2	6						
Totals			20-61	8-29	8-15	15	17	32	20	56	12	19	1	6 200
FG % 1st Half: 7-26 26.9% 2nd half: 13-35 37.1% Game: 20-61 32.8% Deadball Rebounds 4,3														
3FG % 1st Half: 2-12 16.7% 2nd half: 6-17 35.3% Game: 8-29 27.6%														
FT % 1st Half: 3-4 75.0% 2nd half: 5-11 45.5% Game: 8-15 53.3%														

Arkansas 95 • 1-0

#	Player	Total		3-Ptr	Rebounds			PF	TP	A	TO	Blk	Stl	Min
		FG-FGA	FG-FGA		Off	Def	Tot							
01	Trey Thompson	f	4-4	0-0	0-0	1	7	8	2	8	3	0	0	1 25
02	Adrio Bailey	f	7-8	0-0	1-1	2	4	6	0	15	1	3	2	1 25
00	Jaylen Barford	g	5-11	2-5	4-5	0	4	4	3	16	6	2	1	1 29
04	Daryl Macon	g	5-9	4-7	2-2	0	3	3	2	16	8	1	0	2 30
31	Anton Beard	g	5-10	1-3	3-3	1	1	2	1	14	6	2	0	1 26
10	Daniel Gafford		4-6	0-0	2-5	2	2	4	5	10	2	0	3	0 17
14	JT Plummer		0-0	0-0	0-0	0	0	0	0	0	0	0	0	0 2
15	Jonathan Holmes		0-2	0-1	1-2	0	0	1	0	1	1	0	0	0 3
20	Darius Hall		1-4	0-1	1-2	1	2	3	4	3	0	2	0	1 12
22	Gabe Osabuohien		1-2	0-0	0-2	0	0	0	1	2	0	1	0	0 10
23	C.J. Jones		4-7	2-5	0-0	0	3	3	0	10	1	0	0	0 21
Team						0	1	1						
Totals			36-63	9-22	14-22	7	28	35	18	95	28	11	6	7 200
FG % 1st Half: 18-30 60.0% 2nd half: 18-33 54.5% Game: 36-63 57.1% Deadball Rebounds 8,1														
3FG % 1st Half: 7-13 53.8% 2nd half: 2-9 22.2% Game: 9-22 40.9%														
FT % 1st Half: 4-6 66.7% 2nd half: 10-16 62.5% Game: 14-22 63.6%														

Officials: Tony Greene, K.B. Burdette Jr., Nathan Bemis  
Technical fouls: Samford-None. Arkansas-None.  
Attendance: 13407  
Estimated Actual Attendance: 8,054  
Fouled Out: Arkansas, #10, Gafford (1:35, 2H)

Score by periods	1st	2nd	Total	Points	In Paint	Off T/O	2nd Chance	Fast Break	Bench
Samford	19	37	56	SAM	20	14	17	9	26
Arkansas	47	48	95	AR	44	35	7	19	26

Last FG - SAM 2nd-00:34, AR 2nd-00:01.  
Largest lead - SAM by 1 1st-16:52, AR by 44 2nd-12:09.  
SAM led for 00:07. AR led for 38:45. Game was tied for 01:08.

Score tied - 1 time.  
Lead changed - 2 times.

GAME

3

Arkansas vs Fresno State  
Nov. 17, 2017 at 7 p.m. at Fayetteville, Ark. (Bud Walton Arena)

Fresno State 75 • 2-1

#	Player	Total		3-Ptr	Rebounds			PF	TP	A	TO	Blk	Stl	Min
		FG-FGA	FG-FGA		Off	Def	Tot							
11	BRYSON WILLIAMS	f	11-15	0-0	0-1	5	4	9	5	22	2	3	0	1 32
34	TRELL CARTER II	c	2-5	0-0	1-3	2	0	2	4	5	0	1	0	0 13
01	JARON HOPKINS	g	4-8	0-0	1-5	1	9	10	4	9	5	3	1	2 38
21	DESHON TAYLOR	g	4-14	1-5	10-10	0	4	4	2	19	1	3	0	0 33
22	RAY BOWLES	g	1-8	0-3	1-2	2	3	5	2	3	2	1	0	1 29
03	JOHNNY MCWILLIAMS		0-0	0-0	0-0	0	0	0	0	0	0	0	0	0+4
05	JAHEML TAYLOR		4-7	4-7	0-0	0	1	1	4	12	0	2	0	1 28
20	SAM BITTNER		1-2	1-1	0-0	1	3	4	4	3	1	1	0	0 16
32	NATE GRIMES		1-2	0-0	0-1	1	3	4	4	2	0	1	1	0 11
Team						0	1	1						
Totals			28-61	6-16	13-22	12	28	40	29	75	11	16	2	5 200
FG % 1st Half: 9-29 31.0% 2nd half: 19-32 59.4% Game: 28-61 45.9% Deadball Rebounds 4														
3FG % 1st Half: 2-8 25.0% 2nd half: 4-8 50.0% Game: 6-16 37.5%														
FT % 1st Half: 5-10 50.0% 2nd half: 8-12 66.7% Game: 13-22 59.1%														

Arkansas 83 • 3-0

#	Player	Total		3-Ptr	Rebounds			PF	TP	A	TO	Blk	Stl	Min
		FG-FGA	FG-FGA		Off	Def	Tot							
01	Trey Thompson	f	1-2	0-0	1-3	1	0	1	4	3	0	4	0	0 10
02	Adrio Bailey	f	1-2	0-0	3-4	2	3	5	3	5	3	0	2	0 28
00	Jaylen Barford	g	5-13	2-4	6-8	3	4	7	3	18	5	2	0	0 35
04	Daryl Macon	g	3-10	1-3	4-4	1	1	2	1	11	1	3	1	1 34
31	Anton Beard	g	5-9	1-3	4-6	0	3	3	3	15	3	0	0	1 28
10	Daniel Gafford		9-11	0-0	7-10	0	8	8	3	25	1	1	3	2 30
20	Darius Hall		0-2	0-1	0-1	0	3	3	2	0	1	1	0	1 14
22	Gabe Osabuohien		0-1	0-1	0-2	1	0	1	2	0	0	0	0	0 5
23	C.J. Jones		3-6	0-2	0-0	0	2	2	0	6	1	0	0	0 16
Team						1	0	1						
Totals			27-56	4-14	25-38	9	24	33	21	83	15	11	6	5 200
FG % 1st Half: 12-27 44.4% 2nd half: 15-29 51.7% Game: 27-56 48.2% Deadball Rebounds 5,2														
3FG % 1st Half: 3-9 33.3% 2nd half: 1-5 20.0% Game: 4-14 28.6%														
FT % 1st Half: 12-17 70.6% 2nd half: 13-21 61.9% Game: 25-38 65.8%														

Officials: Doug Simmons, Peter Juzenas, Robert Felder  
Technical fouls: Fresno State-None. Arkansas-None.  
Attendance: 15051  
Estimated Actual Attendance: 12,227  
Fouled Out: Fresno State #11, Williams (1:32, 2H)

Score by periods	1st	2nd	Total	Points	In Paint	Off T/O	2nd Chance	Fast Break	Bench
Fresno State	25	50	75	FS	36	11	14	9	17
Arkansas	39	44	83	AR	40	20	13	12	31

Last FG - FS 2nd-00:06, AR 2nd-00:30.  
Largest lead - FS by 6 1st-17:50, AR by 19 2nd-10:32.  
FS led for 04:42. AR led for 35:05. Game was tied for 00:13.

Score tied - 0 times.  
Lead changed - 1 time.

GAME

2

Arkansas vs Bucknell  
Nov. 12, 2017 at 5 p.m. at Fayetteville, Ark. (Bud Walton Arena)

Bucknell 73 • 0-2

#	Player		Total		3-FTA		Rebounds			PF	TP	A	TO	Blk	Stl	Min
			FG-FA	FG-FA	Off	Def	Tot									
23	Zach Thomas	f	7-13	5-7	5-9	3	7	10	1	24	3	4	1	0		30
20	Nana Foulland	c	7-12	0-0	3-6	2	1	3	4	17	0	3	0	0		30
01	Kimbal Mackenzie	g	1-5	1-3	0-0	0	0	0	2	3	1	1	0	0		13
02	Stephen Brown	g	5-9	1-3	2-2	0	2	2	1	13	9	3	0	0		28
11	Avi Toomer	g	3-7	2-5	0-0	0	1	1	4	8	0	2	0	1		25
00	Paul Newman		0-0	0-0	0-0	0	1	1	0	0	0	1	0	0		2
03	Jimmy Sotos		2-4	1-3	0-1	0	0	0	3	5	1	0	0	0		16
04	Nate Sestina		0-2	0-1	0-0	2	2	4	2	0	0	1	0	0		14
05	Jordan Sechan		0-1	0-1	0-0	0	0	0	0	0	0	0	0	0		1
12	John Meeks		0-0	0-0	0-0	0	1	1	0	0	0	0	0	0		5
13	Bruce Moore		0-2	0-1	0-0	0	0	0	2	0	0	0	2	1		15
14	Ben Robertson		0-0	0-0	0-0	0	0	0	1	0	0	2	0	1		5
15	Nate Jones		1-3	1-3	0-0	0	0	0	1	3	1	0	0	0		13
22	Matt O'Reilly		0-0	0-0	0-0	0	0	0	0	0	0	0	0	0		3
Team						3	0	3								
Totals				26-58	11-27	10-18	10	15	25	21	73	15	18	3	3	200
FG % 1st Half: 12-32				37.5%	2nd half: 14-26	53.8%	Game: 26-58			44.8%	Deadball Rebounds 3.2					
3FG % 1st Half: 6-16				37.5%	2nd half: 5-11	45.5%	Game: 11-27			40.7%						
FT % 1st Half: 4-8				50.0%	2nd half: 6-10	60.0%	Game: 6-10			60.0%						

# GAME 5

## Arkansas vs No. 9 North Carolina Nov. 24, 2017 at 12:30 p.m. at Portland, Ore. (Memorial Coliseum)

### North Carolina 87 • 5-0

#	Player	Total		3-Ptr		Rebounds			PF	TP	A	TO	Blk	Stl	Min
		FG-FGA	FG-FGA	FT-FTA	Off	Def	Tot								
15	Garrison Brooks	f	2-6	0-0	0-0	1	2	3	0	4	0	0	1	0	19
32	Luke Maye	f	11-16	4-5	2-4	5	11	16	2	28	5	5	1	0	34
01	Theo Pinson	g	3-6	0-1	3-4	1	3	4	3	9	2	5	3	0	33
02	Joel Berry II	g	3-12	0-1	7-8	0	2	2	2	13	4	0	0	1	34
24	Kenny Williams	g	7-12	3-5	2-2	0	8	8	3	19	1	2	1	1	35
00	Seventh Woods		0-2	0-1	0-0	0	1	1	1	0	1	0	0	0	6
03	Andrew Platek		1-2	0-1	0-0	0	0	0	2	2	0	1	0	0	7
04	Brandon Robinson		2-4	0-0	1-1	2	4	6	2	5	0	0	0	0	15
05	Jalek Felton		1-2	1-2	0-0	0	0	0	3	1	0	0	0	0	6
21	Sterling Manley		1-1	0-0	2-2	0	2	2	0	4	0	2	0	0	8
42	Brandon Huffman		0-0	0-0	0-0	0	0	0	0	0	0	0	0	0	3
Team						2	2	4							
Totals			31-63	8-16	17-21	11	35	46	13	87	16	14	7	2	200

FG % 1st Half: 13-27 48.1% 2nd half: 18-36 50.0% Game: 31-63 49.2% Deadball Rebounds 4,2  
3FG % 1st Half: 4-8 50.0% 2nd half: 4-8 50.0% Game: 8-16 50.0%  
FT % 1st Half: 7-11 63.6% 2nd half: 10-10 100.0% Game: 17-21 81.0%

### Arkansas 68 • 4-1

#	Player	Total		3-Ptr		Rebounds			PF	TP	A	TO	Blk	Stl	Min
		FG-FGA	FG-FGA	FT-FTA	Off	Def	Tot								
01	Trey Thompson	f	2-3	0-0	0-0	1	1	2	2	4	2	0	1	1	26
02	Adrio Bailey	f	2-5	0-0	0-0	1	3	4	1	4	0	0	5	0	18
00	Jaylen Barford	g	9-17	2-6	1-1	0	3	3	4	21	2	3	1	2	27
04	Daryl Macon	g	2-11	1-5	2-2	0	1	1	0	7	2	1	0	1	23
31	Anton Beard	g	4-15	2-6	0-0	0	3	3	3	10	4	3	0	1	38
10	Daniel Gafford		2-4	0-0	1-2	2	4	6	4	5	0	0	2	1	15
13	Dustin Thomas		1-4	0-0	0-0	2	2	4	3	2	0	2	0	1	22
20	Darius Hall		1-2	0-0	1-1	1	0	1	1	3	0	0	0	0	5
23	C.J. Jones		4-11	4-10	0-0	0	2	2	1	12	0	0	0	1	26
Team						2	2	4							
Totals			27-72	9-27	5-8	9	21	30	19	68	10	9	9	8	200

FG % 1st Half: 10-31 32.3% 2nd half: 17-41 41.5% Game: 27-72 37.5% Deadball Rebounds 2  
3FG % 1st Half: 4-11 36.4% 2nd half: 5-16 31.3% Game: 9-27 33.3%  
FT % 1st Half: 2-4 50.0% 2nd half: 3-4 75.0% Game: 5-8 62.5%

Officials: Roger Ayers, Randy McCall, A.J. DeSai  
Technical fouls: North Carolina-None. Arkansas-None.  
Attendance:

Score by periods	1st	2nd	Total
North Carolina	37	50	87
Arkansas	26	42	68

	Points	In Paint	Off T/O	2nd Chance	Fast Break	Bench
NC	38	15	6	8	8	14
AR	28	15	6	2	2	22

Last FG - NC 2nd-00:44, AR 2nd-03:32.  
Largest lead - NC by 19 2nd-00:24, AR by 6 1st-15:05.  
NC led for 31:21. AR led for 07:25. Game was tied for 01:14.

Score tied - 1 time.  
Lead changed - 1 time.

# GAME 6

## Arkansas vs UConn Nov. 26, 2017 at 2:44 p.m. at Portland, Ore. (Moda Center)

### Arkansas 102 • 5-1

#	Player	Total		3-Ptr		Rebounds			PF	TP	A	TO	Blk	Stl	Min
		FG-FGA	FG-FGA	FT-FTA	Off	Def	Tot								
00	Jaylen Barford	*	9-12	4-5	2-2	0	4	4	0	24	3	2	0	0	27
01	Trey Thompson	*	0-1	0-0	1-2	0	3	3	1	1	5	0	0	0	19
02	Adrio Bailey	*	4-7	0-0	0-1	2	2	4	2	8	0	0	1	1	24
04	Daryl Macon	*	5-9	2-4	4-6	0	3	3	1	16	2	1	0	1	26
31	Anton Beard	*	2-6	1-3	4-4	1	3	4	2	9	4	1	0	0	27
10	Daniel Gafford		3-4	0-0	3-6	1	4	5	5	9	0	3	0	0	14
13	Dustin Thomas		1-2	0-0	5-6	1	3	4	2	7	0	2	0	1	15
14	JT Plummer		0-0	0-0	0-0	0	0	0	0	0	0	0	0	0	1
15	Jonathan Holmes		1-2	0-0	0-0	1	0	1	0	2	0	1	0	0	4
20	Darius Hall		3-3	1-1	0-0	0	6	6	3	7	0	2	0	0	14
22	Gabe Osabuohien		0-1	0-0	0-0	1	2	3	0	0	1	1	0	1	8
23	C.J. Jones		5-8	3-6	6-6	0	1	1	1	19	1	0	0	1	21
Team						1	3	4							
Totals			33-55	11-19	25-33	8	34	42	17	102	16	14	1	5	200

FG % 1st Half: 16-29 55.2% 2nd half: 17-26 65.4% Game: 33-55 60.0% Deadball Rebounds 4,1  
3FG % 1st Half: 5-9 55.6% 2nd half: 6-10 60.0% Game: 11-19 57.9%  
FT % 1st Half: 8-13 61.5% 2nd half: 17-20 85.0% Game: 25-33 75.8%

### UConn 67 • 4-2

#	Player	Total		3-Ptr		Rebounds			PF	TP	A	TO	Blk	Stl	Min
		FG-FGA	FG-FGA	FT-FTA	Off	Def	Tot								
00	Antwone Anderson	*	3-8	1-4	3-5	0	2	2	4	10	2	2	0	1	36
03	Alterique Gilbert	*	0-5	0-3	1-2	0	1	1	1	1	0	1	0	0	17
04	Jalen Adams	*	10-21	4-10	1-3	0	3	3	4	25	3	4	0	4	36
22	Terry Larrier	*	7-14	2-4	2-2	1	1	2	2	18	0	2	0	0	27
25	Josh Carlton	*	0-0	0-0	1-2	1	1	2	2	1	2	4	0	0	16
01	Christian Vital		1-7	0-4	4-4	2	2	4	3	6	1	0	0	2	25
05	Isaiah Whaley		0-0	0-0	0-0	0	0	0	1	0	1	0	0	1	6
11	Kwintin Williams		0-0	0-0	0-0	0	0	0	1	0	0	0	0	0	3
12	Tyler Polley		1-2	0-1	0-0	0	0	0	2	2	0	0	0	0	15
21	Mamadou Diarra		1-4	0-0	2-4	2	3	5	2	4	0	1	1	0	13
31	Mike Noyes		0-0	0-0	0-0	0	0	0	0	0	0	0	0	0	1
34	David Onuorah		0-0	0-0	0-0	0	2	2	4	0	0	0	0	0	5
Team						2	3	5							
Totals			23-61	7-26	14-22	8	18	26	26	67	9	14	1	8	200

FG % 1st Half: 11-28 39.3% 2nd half: 12-33 36.4% Game: 23-61 37.7% Deadball Rebounds 3  
3FG % 1st Half: 3-12 25.0% 2nd half: 4-14 28.6% Game: 7-26 26.9%  
FT % 1st Half: 6-11 54.5% 2nd half: 8-11 72.7% Game: 14-22 63.6%

Officials: Terry Wymer, Tony Padilla, Mark Schur  
Technical fouls: Arkansas-TEAM. UCONN-None.  
Attendance: 11571  
Daniel Gafford (Ark) fouls out with 6:35 left in the 2nd half

Score by periods	1st	2nd	Total
Arkansas	45	57	102
UConn	31	36	67

	Points	In Paint	Off T/O	2nd Chance	Fast Break	Bench
AR	38	20	9	13	44	44
UConn	28	16	7	3	12	

Last FG - AR 2nd-00:56, UCONN 2nd-00:27.  
Largest lead - AR by 42 2nd-02:03, UCONN None.  
AR led for 39:49. UCONN led for 00:00. Game was tied for 00:11.

Score tied - 0 times.  
Lead changed - 0 times.

# GAME 7

## Arkansas at Houston Dec. 2, 2017 at 6:30 p.m. at Houston, Texas (H&PE Arena)

### Arkansas 65 • 5-2

#	Player	Total		3-Ptr		Rebounds			PF	TP	A	TO	Blk	Stl	Min
		FG-FGA	FG-FGA	FT-FTA	Off	Def	Tot								
01	Trey Thompson	r	0-3	0-0	0-0	0	2	2	4	0	0	3	1	1	22
02	Adrio Bailey	r	1-2	0-0	2-3	0	1	1	3	4	0	1	0	0	11
00	Jaylen Barford	g	3-11	0-3	7-9	2	1	3	2	13	2	3	0	0	36
04	Daryl Macon	g	3-10	1-4	3-5	0	0	0	2	10	1	2	0	0	29
31	Anton Beard	g	4-10	2-5	3-5	0	2	2	2	13	3	1	0	1	33
10	Daniel Gafford		1-4	0-0	3-4	3	3	6	2	5	1	1	0	1	18
13	Dustin Thomas		3-6	0-1	3-4	2	4	6	2	9	0	0	0	1	28
20	Darius Hall		0-0	0-0	0-0	0	1	1	0	0	0	1	0	0	3
23	C.J. Jones		4-9	3-6	0-0	0	3	3	2	11	0	1	0	0	20
Team						1	4	5							
Totals			19-55	6-19	21-30	8	21	29	19	65	7	13	1	4	200

FG % 1st Half: 8-25 32.0% 2nd half: 11-30 36.7% Game: 19-55 34.5% Deadball Rebounds 7  
3FG % 1st Half: 4-8 50.0% 2nd half: 2-11 18.2% Game: 6-19 31.6%  
FT % 1st Half: 9-12 75.0% 2nd half: 12-18 66.7% Game: 21-30 70.0%

### Houston 91 • 6-1

#	Player	Total		3-Ptr		Rebounds			PF	TP	A	TO	Blk	Stl	Min
		FG-FGA	FG-FGA	FT-FTA	Off	Def	Tot								
15	Devin Davis	r	10-14	1-2	7-8	4	6	10	4	28	2	1	2	0	32
04	Brean Brady	r	0-4	0-0	4-4	0	4	4	3	4	0	2	2	1	16
25	Corey Davis Jr.	f	5-12	5-11	2-3	0	2	2	4	17	3	2	0	2	37
25	Jr., Galen Robinson	g	1-2	0-0	0-0	0	3	3	3	2	9	2	0	3	30
32	Rob Gray	g	3-8	0-2	5-5	0	4	4	3	11	2	3	0	0	23
02	Mike Adewunmi		0-2	0-1	0-0	0	1	1	0	0	0	0	0	0	2
03	Armoni Brooks		3-4	3-4	2-2	0	1	1	0	11	1	0	0	1	11
12	Wes Vanbeck		2-2	1-1	2-4	1	0	1	1	7	0	0	0	0	14
13	Nura Zanna		2-3	0-0	1-2	1	6	7	5	5	1	1	0	0	16
20	Gabe Grant		0-1	0-0	0-0	0	1	1	0	0	0	0	0	0	3
31	Valentine Sangoyomi		0-1	0-0	0-0	0	0	0	0	0	1	0	0	0	3
35	Fabian White Jr.		3-3	0-0	0-0	1	2	3	3	6	0	1	0	1	13
	Team					1	0	1							
Totals			29-56	10-21	23-28	8	30	38	26	91	19	12	4	8	200



# GAME 9 Arkansas vs No. 14 Minnesota Dec. 9, 2017 at 5:45 p.m. at Fayetteville, Ark. (Bud Walton Arena)

Minnesota 79 • 8-3

#	Player		Total		3-Ptr		Rebounds			PF	TP	A	TO	Blk	Stl	Min
			FG-FGA	FG-FGA	FT-FTA	Off	Def	Tot								
03	Jordan Murphy	f	7-13	0-0	6-11	4	6	10	4	20	1	3	0	0	36	
22	Reggie Lynch	c	1-3	0-0	3-4	1	2	3	4	5	0	2	1	1	14	
01	Dupree McBrayer	g	2-4	2-4	0-2	1	1	2	2	6	0	2	1	1	28	
02	Nate Mason	g	4-12	2-8	7-8	1	3	4	2	17	6	2	0	1	35	
05	Amir Coffey	g	6-11	1-3	5-6	1	5	6	1	18	1	1	0	0	35	
11	Isaiah Washington		3-10	0-2	1-1	0	3	3	1	7	1	0	0	0	18	
20	Davonte Fitzgerald		0-4	0-1	0-0	0	0	0	2	0	0	0	0	0	9	
41	Gaston Diedhiou		2-3	0-0	2-4	1	2	3	3	6	1	0	0	0	18	
42	Michael Hurt		0-1	0-1	0-1	0	3	3	0	0	0	0	0	0	7	
	Team					5	0	5								
	Totals		25-61	5-19	24-37	14	25	39	19	79	10	10	2	3	200	

FG % 1st Half: 14-31 45.2% 2nd half: 11-30 36.7% Game: 25-61 41.0% Deadball Rebounds 9  
3FG % 1st Half: 4-11 36.4% 2nd half: 1-8 12.5% Game: 5-19 26.3%  
FT % 1st Half: 10-16 62.5% 2nd half: 14-21 66.7% Game: 24-37 64.9%

Arkansas 95 • 7-2

#	Player	Total		3-Ptr	Rebounds			PF	TP	A	TO	Blk	Stl	Min	
		FG-FGA	FG-FGA		FT-FTA	Off	Def								Tot
10	Daniel Gafford	f	8-8	0-0	0-3	2	5	7	4	16	1	1	6	0	21
13	Dustin Thomas	f	3-4	0-0	0-0	0	2	2	3	6	2	0	0	0	11
00	Jaylen Barford	g	9-15	2-5	2-3	0	4	4	1	22	4	0	1	0	36
04	Daryl Macon	g	4-12	2-8	2-3	0	2	2	2	12	8	2	0	2	30
31	Anton Beard	g	4-9	1-3	1-2	0	3	3	3	10	6	2	0	0	31
01	Trey Thompson		1-3	0-0	0-0	2	4	6	4	2	2	2	2	2	19
02	Adrio Bailey		3-7	0-0	0-0	1	1	2	3	6	0	0	0	0	15
05	Ariando Cook		1-1	0-0	2-2	1	1	2	2	4	0	0	0	1	14
20	Darius Hall		1-2	0-0	0-0	0	2	2	2	2	0	0	0	0	8
23	C.J. Jones		5-7	5-7	0-0	0	1	1	3	15	0	1	0	0	15
Team						2	0	2			1				
Totals			39-68	10-23	7-13	8	25	33	27	95	23	9	9	5	200

FG % 1st Half: 22-33 66.7% 2nd half: 17-35 48.6% Game: 39-68 57.4% Deadball Rebounds 2,1  
3FG % 1st Half: 5-11 45.5% 2nd half: 5-12 41.7% Game: 10-23 43.5%  
FT % 1st Half: 1-4 25.0% 2nd half: 6-9 66.7% Game: 7-13 53.8%

Officials: Pat Adams, Wil Howard, Peter Juzenas  
Technical fouls: Minnesota-None. Arkansas-None.  
Attendance: 17583

Score by periods				Points MINN	In Paint	Off T/O	2nd Chance	Fast Break	Bench
1st	2nd	Total							
Minnesota	42	37	79						
Arkansas	50	45	95	AR	46	17	15	11	29

Last FG - MINN 2nd-00:33, AR 2nd-00:47.  
Largest lead - MINN None, AR by 19 2nd-07:59.  
MINN led for 00:00. AR led for 39:19. Game was tied for 00:41.

Score tied - 0 times.  
Lead changed - 0 times.

# GAME 10 Arkansas vs Troy Dec. 16, 2017 at 7 p.m. at North Little Rock, Ark. (Verizon Arena)

Troy 63 • 5-6

#	Player		Total		3-Ptr	Rebounds					PF	TP	A	TO	Blk	Stl	Min
			FG-FGA	FG-FGA	FT-FTA	Off	Def	Tot									
04	Jr, Juan Davis	f	3-11	2-7	1-2	0	6	6	3	9	0	2	1	0		36	
30	Alex Hicks	f	6-12	0-2	4-4	5	5	10	3	16	0	0	1	1		31	
00	Kevin Baker	g	0-9	0-5	1-4	0	2	2	2	1	2	4	0	1		23	
03	Wesley Person	g	5-15	4-11	11-13	0	5	5	1	25	4	2	0	0		36	
24	Shawn Hopkins	g	0-0	0-0	0-0	0	0	0	0	0	0	0	1	1		17	
01	Javan Johnson		1-2	1-2	0-0	0	1	1	2	3	0	2	0	0		6	
02	Darian Adams		0-2	0-1	0-0	1	2	3	0	0	0	0	0	0		21	
05	Malik Burnett		1-1	1-1	0-0	0	0	0	0	3	0	0	0	0		2	
11	Bj Miller		2-7	0-0	2-2	0	3	3	3	6	3	0	1	0		28	
22	Whit Moreman		0-0	0-0	0-0	0	0	0	0	0	0	0	0	0		0+	
Team						3	2	5									
Totals			18-59	8-29	19-25	9	26	35	14	63	9	10	4	4		200	

FG % 1st Half: 9-32 28.1% 2nd half: 9-27 33.3% Game: 18-59 30.5% Deadball Rebounds 3  
3FG % 1st Half: 5-18 27.8% 2nd half: 3-11 27.3% Game: 8-29 27.6%  
FT % 1st Half: 2-4 50.0% 2nd half: 17-21 81.0% Game: 19-25 76.0%

Arkansas 88 • 8-2

#	Player	Total		3-Ptr	Rebounds			PF	TP	A	TO	Blk	Stl	Min	
		FG-FTA	FG-FGA	FT-FTA	Off	Def	Tot								
10	Daniel Gafford	f	4-6	0-0	2-6	1	5	6	4	10	1	0	3	0	24
13	Dustin Thomas	f	1-1	0-0	0-0	2	3	5	2	2	0	0	0	0	17
00	Jaylen Barford	g	2-11	1-5	2-4	1	6	7	1	7	5	0	0	1	30
04	Daryl Macon	g	8-14	5-9	4-4	0	3	3	2	25	5	0	0	3	30
31	Anton Beard	g	5-10	1-5	0-0	0	2	2	2	11	2	2	0	1	28
01	Trey Thompson		3-3	0-0	2-2	1	2	3	2	8	1	2	2	1	14
02	Adrio Bailey		5-8	0-0	0-0	3	3	6	3	10	2	1	1	0	16
05	Arlando Cook		0-1	0-0	0-0	0	3	3	0	0	1	0	0	0	9
15	Jonathan Holmes		1-2	1-1	0-0	0	0	0	0	3	0	0	0	0	1
20	Darius Hall		2-2	0-0	0-0	0	2	2	4	4	0	0	1	0	12
22	Gabe Osabuohien		1-1	0-0	0-1	0	2	2	0	2	1	0	0	0	2
23	C.J. Jones		2-5	0-3	2-2	0	2	2	0	6	1	1	1	1	17
	Team					0	1	1							
Totals			34-64	8-23	12-19	8	34	42	20	88	19	6	8	7	200

FG % 1st Half: 18-29 62.1% 2nd half: 16-35 45.7% Game: 34-64 53.1% Deadball Rebounds 3,1  
3FG % 1st Half: 5-12 41.7% 2nd half: 3-11 27.3% Game: 8-23 34.8%  
FT % 1st Half: 4-6 66.7% 2nd half: 8-13 61.5% Game: 12-19 63.2%

Officials: Karl Hess, Peter Juzenas, Glenn Tullt  
Technical fouls: Troy-Kevin Baker. Arkansas-None.  
Attendance: 16416

Score by periods				Points TROY	In Paint	Off T/O	2nd Chance	Fast Break	Bench
1st	2nd	Total							
Troy	25	38	63						
Arkansas	45	43	88	AR	50	17	12	19	33

Last FG - TROY 2nd-00:26, AR 2nd-00:05.  
Largest lead - TROY by 6 1st-18:47, AR by 25 2nd-01:43.  
TROY led for 04:10. AR led for 35:38. Game was tied for 00:12.

Score tied - 0 times.  
Lead changed - 1 time.

# GAME 11 Arkansas vs Oral Roberts Dec. 19, 2017 at 7 p.m. at Fayetteville, Ark. (Bud Walton Arena)

Oral Roberts 69 • 4-10

		Total	3-Ptr	Rebounds											
#	Player	FG-FGA	FG-FGA	FT-FTA	Off	Def	Tot	PF	TP	A	TO	Blk	Stl	Min	
23	Emmanuel Nzekwesi	r	10-13	2-5	0-0	0	2	2	3	22	2	5	1	2	34
25	Javan White	r	2-5	0-0	0-0	6	10	16	1	4	3	3	0	0	32
52	Chris Miller	r	4-5	0-0	2-4	3	1	4	3	10	0	2	0	0	15
10	Sam Kearns	g	1-7	1-6	0-0	0	1	1	1	3	4	3	0	0	25
24	R.J. Fuqua	g	7-15	4-8	1-1	0	3	3	2	19	3	3	0	1	35
03	Jontray Harris		1-4	0-2	0-0	0	2	2	0	2	2	3	0	0	22
20	Spencer Sutton		1-2	1-2	0-0	0	0	0	4	3	2	4	0	0	12
33	Emir Ahmedic		0-0	0-0	0-0	0	1	1	0	0	0	1	1	0	4
44	Albert Owens		3-4	0-0	0-2	1	3	4	0	6	2	2	0	1	21
Team						1	0	1				1			
Totals			29-55	8-23	3-7	11	23	34	14	69	18	27	2	4	200

FG % 1st Half: 10-24 41.7% 2nd half: 19-31 61.3% Game: 29-55 52.7% Deadball Rebounds 2  
3FG % 1st Half: 3-11 27.3% 2nd half: 5-12 41.7% Game: 8-23 34.8%  
FT % 1st Half: 0-2 0.0% 2nd half: 3-5 60.0% Game: 3-7 42.9%

Arkansas 104 • 9-2

#	Player		Total			3-Ptr	Rebounds			PF	TP	A	TO	Blk	Stl	Min
			FG-FGA	FG-FGA	FT-FTA	Off	Def	Tot								
10	Daniel Gafford	f	5-7	0-0	2-3	2	2	4	1	12	4	1	2	0	22	
13	Dustin Thomas	f	2-6	0-0	0-2	0	1	1	2	4	3	0	0	0	19	
00	Jaylen Barford	g	8-9	2-2	0-1	1	2	3	0	18	4	1	0	5	24	
04	Daryl Macon	g	4-10	4-9	2-2	0	3	3	1	14	3	0	1	1	27	
31	Anton Beard	g	5-8	2-3	2-4	3	1	4	3	14	4	1	0	2	29	
01	Trey Thompson		1-3	0-0	0-0	1	2	3	1	2	2	1	0	1	13	
02	Adrio Bailey		3-3	0-0	0-1	0	1	1	0	6	2	1	2	2	12	
05	Arlando Cook		3-5	0-0	0-0	0	1	1	0	6	1	1	0	1	13	
14	JT Plummer		0-0	0-0	0-0	0	0	0	0	0	0	0	0	0	0+	
15	Jonathan Holmes		1-2	0-1	0-0	0	0	0	0	2	0	0	0	0	2	
20	Darius Hall		4-6	1-2	2-2	2	1	3	2	11	3	2	2	2	15	
22	Gabe Osabuohien		0-0	0-0	0-0	0	0	0	0	0	0	0	0	0	5	
23	C.J. Jones		5-10	5-8	0-0	0	2	2	2	15	2	1	2	0	19	
	Team					0	0	0								
Totals			41-69	14-25	8-15	9	16	25	12	104	27	9	7	14	200	



# GAME 13

Arkansas vs No. 19 Tennessee  
Dec. 30, 2017 at 12:00 p.m. at Fayetteville, Ark. (Bud Walton Arena)

## Tennessee 93 • 9-3, 0-1 SEC

#	Player	Total		3-Ptr		Rebounds			PF	TP	A		TO	Blk	Stl	Min
		FG-FGA	FG-FGA	FT-FTA	Off	Def	Tot				TO	Blk				
02	Grant Williams	f	5-13	0-1	2-4	3	3	6	5	12	1	2	2	1	34	
05	Admiral Schofield	f	4-10	4-6	4-4	0	7	7	5	16	1	2	0	0	27	
11	Kyle Alexander	f	2-2	0-0	0-0	2	4	6	5	4	0	1	1	0	22	
00	Jordan Bone	g	7-16	2-3	5-6	0	6	6	1	21	5	1	0	1	38	
23	Jordan Bowden	g	3-5	0-0	1-3	1	1	2	5	7	2	2	0	0	22	
01	Lamonte Turner	g	4-9	2-6	0-0	0	2	2	2	10	2	1	0	0	21	
03	James Daniel	g	5-10	3-7	4-5	0	2	2	2	17	4	2	0	2	35	
10	John Fulkerson	g	0-1	0-0	0-0	1	1	2	1	0	1	0	0	0	11	
15	Derrick Walker	g	1-1	0-0	0-0	1	2	3	0	2	1	1	0	0	6	
32	Chris Darrington	g	1-4	0-2	2-4	0	1	1	1	4	0	1	0	1	9	
Team						3	1	4								
Totals			32-71	11-25	18-26	11	30	41	27	93	17	14	3	5	225	

FG % 1st Half: 14-30 46.7% 2nd half: 11-29 37.9% OT: 7-12 58.3% Game: 32-71 45.1% Deadball Rebounds 7,1  
3FG % 1st Half: 6-11 54.5% 2nd half: 2-9 22.2% OT: 3-5 60.0% Game: 11-25 44.0%  
FT % 1st Half: 4-8 50.0% 2nd half: 11-15 73.3% OT: 3-3 100.0% Game: 18-26 69.2%

## Arkansas 95 • 11-2, 1-0 SEC

#	Player	Total		3-Ptr		Rebounds			PF	TP	A		TO	Blk	Stl	Min
		FG-FGA	FG-FGA	FT-FTA	Off	Def	Tot				TO	Blk				
10	Daniel Gafford	f	6-8	0-0	3-9	3	5	8	4	15	0	1	5	0	33	
13	Dustin Thomas	f	2-3	0-0	0-1	1	6	7	5	4	1	1	0	0	27	
00	Jaylen Barford	g	10-18	1-5	7-8	1	4	5	3	28	4	0	0	2	35	
04	Daryl Macon	g	10-18	5-9	8-8	0	3	3	1	33	3	3	0	0	41	
31	Anton Beard	g	3-7	2-3	2-3	0	4	4	5	10	1	2	0	1	42	
01	Trey Thompson	g	1-1	0-0	0-0	0	1	1	0	2	0	2	0	0	13	
02	Adrio Bailey	g	0-0	0-0	0-0	0	0	0	0	0	0	0	1	0	5	
05	Arlando Cook	g	0-0	0-0	1-2	0	2	2	1	1	0	0	0	0	13	
20	Darius Hall	g	0-0	0-0	0-0	0	0	0	0	0	0	3	0	1	3	
23	C.J. Jones	g	1-6	0-3	0-2	1	2	3	1	2	0	0	1	0	13	
Team						0	1	1								
Totals			33-61	8-20	21-33	6	28	34	20	95	9	12	7	4	225	

FG % 1st Half: 13-30 43.3% 2nd half: 14-25 56.0% OT: 6-6 100.0% Game: 33-61 54.1% Deadball Rebounds 3,1  
3FG % 1st Half: 4-11 36.4% 2nd half: 2-7 28.6% OT: 2-2 100.0% Game: 8-20 40.0%  
FT % 1st Half: 1-4 25.0% 2nd half: 12-17 70.6% OT: 8-12 66.7% Game: 21-33 63.6%

Officials: Doug Shows, Patrick Evans, Will Howard  
Technical fouls: Tennessee-None. Arkansas-None.  
Attendance: 18696  
Fouled out: Arkansas #13, Thomas (3:53 2H); #31, Beard (0:01.5 OT)  
Tennessee #2, Williams (2:10 2H); #5, Schofield (3:22 OT)  
Tennessee #23, Bowden (0:22 OT); #11, Alexander (0:13.8 OT)

Score by periods	1st	2nd	OT	Total
Tennessee	38	35	20	93
Arkansas	31	42	22	95

Last FG - UT 00:00:08, AR 00:00:47.  
Largest lead - UT by 10 1st-01:11, AR by 11 OT-00:47.  
UT led for 38:23. AR led for 04:05. Game was tied for 02:32.

Score tied - 3 times.  
Lead changed - 5 times.

# GAME 15

No. 22 Arkansas at Auburn  
Jan. 6, 2018 at 5:00 p.m. at Auburn, Ala. (Auburn Arena)

## Arkansas 77 • 11-4, 1-2

#	Player	Total		3-Ptr		Rebounds			PF	TP	A		TO	Blk	Stl	Min
		FG-FGA	FG-FGA	FT-FTA	Off	Def	Tot				TO	Blk				
10	Daniel Gafford	f	3-7	0-0	2-5	2	2	4	4	8	0	0	1	0	17	
13	Dustin Thomas	f	1-1	0-0	2-3	0	2	2	0	4	1	3	0	0	12	
00	Jaylen Barford	g	8-14	3-7	2-3	1	2	3	4	21	3	3	0	1	33	
04	Daryl Macon	g	3-11	0-5	4-4	0	2	2	0	10	2	1	0	0	38	
31	Anton Beard	g	5-12	1-5	0-0	0	1	1	4	11	1	1	0	0	26	
01	Trey Thompson	g	3-4	0-0	2-2	1	5	6	3	8	2	1	0	1	23	
02	Adrio Bailey	g	1-4	0-0	0-0	1	2	3	1	2	1	1	1	1	17	
05	Arlando Cook	g	2-3	0-0	0-0	2	3	5	0	4	1	0	2	0	10	
20	Darius Hall	g	3-3	0-0	1-2	1	5	6	1	7	0	1	0	0	21	
23	C.J. Jones	g	1-3	0-2	0-0	1	0	1	0	2	2	0	0	0	3	
Team						0	2	2								
Totals			30-62	4-19	13-19	9	26	35	17	77	13	11	4	6	200	

FG % 1st Half: 13-31 41.9% 2nd half: 17-31 54.8% Game: 30-62 48.4% Deadball Rebounds 3,2  
3FG % 1st Half: 1-9 11.1% 2nd half: 3-10 30.0% Game: 4-19 21.1%  
FT % 1st Half: 3-6 50.0% 2nd half: 10-13 76.9% Game: 13-19 68.4%

## Auburn 88 • 14-1, 2-0

#	Player	Total		3-Ptr		Rebounds			PF	TP	A		TO	Blk	Stl	Min
		FG-FGA	FG-FGA	FT-FTA	Off	Def	Tot				TO	Blk				
13	Desean Murray	f	5-8	0-0	5-6	2	6	8	2	15	2	2	1	2	26	
24	Anfernee Mclemore	f	2-5	1-2	0-0	0	1	1	4	5	0	0	1	1	15	
01	Jared Harper	g	3-9	1-3	7-9	0	1	1	1	14	8	2	0	2	29	
02	Bryce Brown	g	4-9	3-6	2-2	0	0	0	3	13	1	0	0	0	30	
05	Mustapha Heron	g	7-14	3-4	0-1	2	4	6	1	17	0	1	0	0	28	
00	Horace Spencer	g	0-0	0-0	1-2	0	2	2	4	1	0	0	1	1	19	
04	Chuma Okeke	g	4-8	2-4	0-0	1	5	6	0	10	1	2	0	0	19	
10	Davion Mitchell	g	3-3	0-0	0-0	0	1	1	0	6	3	2	0	0	23	
14	Malik Dunbar	g	2-2	1-1	2-2	0	3	3	1	7	0	0	0	1	11	
Team						0	2	2								
Totals			30-58	11-20	17-22	5	25	30	16	88	15	9	3	7	200	

FG % 1st Half: 19-35 54.3% 2nd half: 11-23 47.8% Game: 30-58 51.7% Deadball Rebounds 0,1  
3FG % 1st Half: 7-13 53.8% 2nd half: 4-7 57.1% Game: 11-20 55.0%  
FT % 1st Half: 2-5 40.0% 2nd half: 15-17 88.2% Game: 17-22 77.3%

Officials: Doug Shows, Patrick Evans, Tim Gattis  
Technical fouls: Arkansas-Daryl Macon. Auburn-None.  
Attendance: 8950

Score by periods	1st	2nd	Total
Arkansas	30	47	77
Auburn	47	41	88

Last FG - AR 2nd-00:24, AU 2nd-00:59.  
Largest lead - AR None, AU by 21 2nd-11:24.  
AR led for 00:00. AU led for 39:43. Game was tied for 00:16.

Score tied - 0 times.  
Lead changed - 0 times.

# GAME 14

No. 22 Arkansas at Mississippi State  
Jan. 2, 2018 at 8:00 p.m. at Starkville, Miss. (Humphrey Coliseum)

## Arkansas 75 • 11-3, 1-1

#	Player	Total		3-Ptr		Rebounds			PF	TP	A		TO	Blk	Stl	Min
		FG-FGA	FG-FGA	FT-FTA	Off	Def	Tot				TO	Blk				
10	Daniel Gafford	f	8-11	0-0	1-3	1	4	5	3	17	2	3	1	0	32	
13	Dustin Thomas	f	0-2	0-0	0-0	1	4	5	2	0	4	1	0	0	18	
00	Jaylen Barford	g	4-15	0-6	3-4	3	4	7	4	11	5	2	0	0	38	
04	Daryl Macon	g	9-12	5-7	1-3	2	3	5	2	24	2	2	0	0	37	
31	Anton Beard	g	4-7	1-2	0-0	0	1	1	2	9	3	2	0	2	29	
01	Trey Thompson	g	0-1	0-0	0-0	0	4	4	3	0	1	2	2	0	8	
02	Adrio Bailey	g	5-7	0-0	0-2	2	4	6	5	10	0	0	0	1	18	
05	Arlando Cook	g	1-3	0-0	0-0	0	0	0	2	2	0	0	0	0	4	
20	Darius Hall	g	1-2	0-0	0-0	1	2	3	1	2	0	0	0	0	6	
23	C.J. Jones	g	0-2	0-0	0-0	0	1	1	2	0	0	1	0	0	10	
Team						2	0	2								
Totals			32-62	6-15	5-12	12	27	39	26	75	17	13	3	3	200	

FG % 1st Half: 12-31 38.7% 2nd half: 20-31 64.5% Game: 32-62 51.6% Deadball Rebounds 3  
3FG % 1st Half: 2-7 28.6% 2nd half: 4-8 50.0% Game: 6-15 40.0%  
FT % 1st Half: 2-4 50.0% 2nd half: 3-8 37.5% Game: 5-12 41.7%

## Mississippi State 78 • 13-1, 1-0

#	Player		Total		3-Ptr		Rebounds			PF	TP	A	TO	Blk	Stl	Min
			FG-FGA	FG-FGA	FT-FTA	Off	Def	Tot								
24	Abdul Ado	f	3-3	0-0	2-9	5	4	9	2	8	0	1	4	1	34	
35	Aric Holman	f	1-8	0-4	2-2	2	3	5	2	4	0	1	0	0	20	
00	Nick Weatherspoon	g	7-10	1-3	7-10	0	4	4	1	22	2	0	2	2	33	
11	Q Weatherspoon	g	7-13	2-4	6-8	5	2	7	4	22	2	2	1	3	33	
23	Tyson Carter	g	2-7	1-5	2-3	1	3	4	0	7	1	0	0	0	21	
01	Lamar Peters		4-9	0-3	1-2	0	2	2	1	9	3	1	0	1	23	
02	Eli Wright		0-4	0-0	0	0	0	0	0	0	0	0	0	0	10	
03	Xavian Stapleton		1-4	0-2	4-6	1	3	4	1	6	1	1	0	1	20	
45	E.J. Datcher		0-1	0-0	0-0	1	0	1	0	0	0	0	1	0	6	
	Team					2	1	3				1				
	Totals		25-59	4-21	24-40	17	22	39	11	78	9	7	8	8	200	

# GAME 17

## Arkansas vs Missouri Jan. 13, 2018 at 5:00 p.m. at Fayetteville, Ark. (Bud Walton Arena)

### Missouri 63 • 12-5, 2-2 SEC

#	Player	Total		3-Ptr	Rebounds			PF	TP	A	TO	Blk	Stl	Min
		FG-FGA	FG-FGA		Off	Def	Tot							
11	Jontay Porter	f	1-4	1-3	2-4	1	2	3	5	5	2	3	1	24
21	Jordan Barnett	f	5-11	2-6	0-0	3	7	10	2	12	3	2	0	33
23	Jeremiah Tilmon	f	2-6	0-0	0-2	2	2	4	5	4	0	3	0	18
03	Kassius Robertson	g	9-15	6-11	2-2	1	7	8	1	26	1	2	0	39
15	Jordan Geist	g	3-7	1-4	0-0	0	1	1	0	7	3	2	0	1
01	Terrence Phillips	g	0-1	0-1	0-0	0	0	0	4	0	3	1	0	15
14	Reed Nikko	g	0-0	0-0	0-0	1	0	1	0	0	0	0	0	7
24	Kevin Puryear	g	0-2	0-0	6-6	0	1	1	3	6	0	2	0	19
33	Cullen Vanleer	g	1-4	1-4	0-0	0	0	0	2	3	1	1	0	14
Team														
Totals			21-50	11-29	10-14	10	22	32	22	63	13	16	1	200

FG % 1st Half: 10-29 34.5% 2nd half: 11-21 52.4% Game: 21-50 42.0% Deadball Rebounds 1,1  
3FG % 1st Half: 6-18 33.3% 2nd half: 5-11 45.5% Game: 11-29 37.9%  
FT % 1st Half: 2-3 66.7% 2nd half: 8-11 72.7% Game: 10-14 71.4%

### Arkansas 65 • 12-5, 2-3 SEC

#	Player	Total		3-Ptr	Rebounds			PF	TP	A	TO	Blk	Stl	Min
		FG-FGA	FG-FGA		Off	Def	Tot							
10	Daniel Gafford	f	6-11	0-0	3-4	4	2	6	3	15	0	1	1	25
13	Dustin Thomas	f	1-2	0-0	3-6	1	2	3	4	5	0	0	0	20
20	Darius Hall	f	4-4	0-0	2-4	1	4	5	0	10	1	0	0	21
00	Jaylen Barford	g	5-11	2-4	1-2	3	1	4	2	13	0	6	0	31
31	Anton Beard	g	4-9	2-5	1-2	0	2	2	3	11	1	2	0	31
01	Trey Thompson	g	1-2	0-0	1-2	1	1	2	3	2	1	0	1	17
02	Adrio Bailey	g	0-1	0-0	0-0	0	1	1	1	0	0	0	0	4
04	Daryl Macon	g	2-7	1-4	3-5	0	6	6	4	8	3	0	1	26
05	Arlando Cook	g	0-0	0-0	0-0	0	1	1	1	0	1	0	0	13
23	C.J. Jones	g	0-3	0-0	0-0	0	0	0	0	0	0	0	0	12
Team														
Totals			23-50	5-13	14-25	11	21	32	20	65	13	13	1	200

FG % 1st Half: 12-23 52.2% 2nd half: 11-27 40.7% Game: 23-50 46.0% Deadball Rebounds 4,1  
3FG % 1st Half: 2-6 33.3% 2nd half: 3-7 42.9% Game: 5-13 38.5%  
FT % 1st Half: 9-17 52.9% 2nd half: 5-8 62.5% Game: 14-25 56.0%

Officials: Tony Henderson, Chuck Jones, Brian Shay  
Technical fouls: Missouri-None. Arkansas-None.  
Attendance: 18297  
Fouled out: Missouri #11, J.Porter (1:37 2H); #23, Tilmon (0:57.9 2H)

Score by periods	1st	2nd	Total
Missouri	28	35	63
Arkansas	35	30	65

Last FG - MIZ 2nd-04:43, AR 2nd-00:57.  
Largest lead - MIZ by 6 2nd-04:43, AR by 18 1st-06:11.  
MIZ led for 08:21. AR led for 27:21. Game was tied for 04:18.

Points	In Paint	Off T/O	2nd Chance	Fast Break	Bench
MIZ	14	19	13	7	9
AR	34	14	7	14	11

Score tied - 4 times.  
Lead changed - 3 times.

# GAME 19

## Arkansas vs Ole Miss Jan. 20, 2018 at 2:30 p.m. at Fayetteville, Ark. (Bud Walton Arena)

### Ole Miss 93 • 10-9, 3-4 SEC

#	Player	Total		3-Ptr	Rebounds			PF	TP	A	TO	Blk	Stl	Min
		FG-FGA	FG-FGA		Off	Def	Tot							
02	Marcanvis Hymon	f	2-2	0-0	1-2	3	5	8	2	5	1	5	0	21
12	Bruce Stevens	f	5-9	1-3	4-4	3	1	4	5	15	3	2	0	26
01	Deandre Burnett	g	3-12	2-6	7-8	1	1	2	2	15	2	3	0	28
03	Terence Davis	g	10-15	5-8	5-6	1	4	5	4	30	0	0	1	34
04	Brelin Tyree	g	5-8	3-6	3-5	0	1	1	3	16	5	0	0	25
00	Devontae Shuler	g	1-4	0-3	2-2	0	1	1	4	4	3	2	0	17
05	Markel Crawford	g	1-6	0-2	0-0	0	2	2	0	2	3	0	0	29
13	Dominik Olejniczak	g	2-3	0-0	2-2	2	2	4	3	6	0	1	0	11
50	Justas Furmanavicius	g	0-1	0-1	0-0	0	0	0	1	0	0	1	1	9
Team														
Totals			29-60	11-29	24-29	12	18	30	24	93	17	13	3	200

FG % 1st Half: 13-28 46.4% 2nd half: 16-32 50.0% Game: 29-60 48.3% Deadball Rebounds 2,1  
3FG % 1st Half: 8-13 61.5% 2nd half: 7-17 41.2% Game: 11-29 37.9%  
FT % 1st Half: 8-10 80.0% 2nd half: 16-19 84.2% Game: 24-29 82.8%

### Arkansas 97 • 13-6, 3-4 SEC

#	Player	Total		3-Ptr	Rebounds			PF	TP	A	TO	Blk	Stl	Min
		FG-FGA	FG-FGA		Off	Def	Tot							
02	Adrio Bailey	f	1-1	0-0	0-2	0	0	0	4	2	2	0	1	1
10	Daniel Gafford	f	6-11	0-0	3-4	3	6	9	4	15	0	2	3	28
20	Darius Hall	f	1-2	1-1	8-8	2	1	3	4	11	0	2	0	13
00	Jaylen Barford	g	8-11	3-4	4-7	1	4	5	3	23	4	3	0	34
31	Anton Beard	g	2-8	1-4	2-2	0	2	2	7	5	1	0	2	30
01	Trey Thompson	g	1-1	0-0	0-0	0	4	4	2	2	0	0	0	12
04	Daryl Macon	g	3-8	3-8	11-12	0	0	0	2	20	6	2	0	29
05	Arlando Cook	g	3-4	0-0	0-0	1	2	3	0	6	1	1	0	16
23	C.J. Jones	g	4-7	3-5	0-0	0	2	2	0	11	0	2	0	15
Team														
Totals			29-53	11-22	28-35	8	21	29	21	97	18	14	4	200

FG % 1st Half: 16-27 59.3% 2nd half: 13-26 50.0% Game: 29-53 54.7% Deadball Rebounds 4,1  
3FG % 1st Half: 8-13 61.5% 2nd half: 7-9 77.8% Game: 11-22 50.0%  
FT % 1st Half: 10-13 76.9% 2nd half: 18-22 81.8% Game: 28-35 80.0%

Officials: Doug Shows, Garrick Shannon, Steven Anderson  
Technical fouls: Ole Miss-Brelin Tyree. Arkansas-None.  
Attendance: 18030  
Fouled Out: Ole Miss, #12, Stevens (2:05, 2H)

Score by periods	1st	2nd	Total
Ole Miss	38	55	93
Arkansas	50	47	97

Last FG - OM 2nd-00:12, AR 2nd-04:04.  
Largest lead - OM by 2 1st-14:42, AR by 16 1st-01:58.  
OM led for 00:21. AR led for 39:09. Game was tied for 00:30.

Points	In Paint	Off T/O	2nd Chance	Fast Break	Bench
OM	32	18	22	8	12
AR	30	21	11	8	39

Score tied - 1 time.  
Lead changed - 2 times.

# GAME 18

## Arkansas at Florida Jan. 17, 2018 at 6:00 p.m. at Gainesville, Fla. (Exactech Arena)

### Arkansas 73 • 12-6, 2-4 SEC

#	Player	Total		3-Ptr	Rebounds			PF	TP	A	TO	Blk	Stl	Min
		FG-FGA	FG-FGA		Off	Def	Tot							
10	Daniel Gafford	f	6-12	0-0	2-5	5	6	11	2	14	0	0	1	25
13	Dustin Thomas	f	1-2	1-1	1-2	1	3	4	2	4	2	0	0	1
00	Jaylen Barford	g	10-15	5-6	3-4	1	3	4	3	28	0	3	0	1
04	Daryl Macon	g	6-15	1-5	0-0	0	6	6	3	13	5	4	0	36
31	Anton Beard	g	1-6	0-1	0-0	1	0	1	1	2	3	0	0	13
01	Trey Thompson	g	1-1	0-0	0-0	1	0	1	1	2	0	0	0	6
02	Adrio Bailey	g	0-1	0-0	0-0	0	1	1	1	0	0	1	1	1
05	Arlando Cook	g	0-2	0-0	0-2	0	0	0	1	0	0	0	0	13
20	Darius Hall	g	2-6	0-1	0-2	0	2	2	4	4	0	0	0	18
23	C.J. Jones	g	2-6	2-5	0-0	0	0	0	1	6	0	0	0	21
Team														
Totals			29-66	9-19	6-15	14	22	36	19	73	10	8	2	200

FG % 1st Half: 13-31 41.9% 2nd half: 16-35 45.7% Game: 29-66 43.9% Deadball Rebounds 2  
3FG % 1st Half: 5-10 50.0% 2nd half: 4-9 44.4% Game: 9-19 47.4%  
FT % 1st Half: 2-8 25.0% 2nd half: 4-7 57.1% Game: 6-15 40.0%

### Florida 88 • 13-5, 5-1 SEC

#	Player	Total		3-Ptr	Rebounds			PF	TP	A	TO	Blk	Stl	Min
		FG-FGA	FG-FGA		Off	Def	Tot							
13	Kevarrius Hayes	f	3-4	0-0	1-2	4	2	6	2	7	0	3	3	0
25	Keith Stone	f	2-6	0-1	3-5	0	3	3	2	7	0	0	0	16
04	Egor Koulechov	g	4-10	2-6	2-2	2	6	8	3	12	2	1	0	35
05	KeVaughn Allen	g	8-12	6-7	6-6	1	3	4	0	28	1	2	2	34
11	Chris Chiozza	g	2-7	1-2	2-2	0	2	2	4	7	9	1	0	36
00	Mike Okauru	g	2-5	0-1	0-0	1	0	1	0	4	0	0	0	13
03	Jalen Hudson	g	6-11	4-7	5-5	0	9	9	0	21	1	1	1	26
21	Dontay Bassett	g	0-1	0-0	0-0	0	0	0	4	0	1	0	0	7
24	Deaundrae Ballard	g	1-2	0-1	0-0	1	3	4	1	2	0	1	0	14
Team														
Totals			28-58	13-25	19-22	10	30	40	16	88	14	9	6	200

# GAME 21

## Arkansas vs Oklahoma State Jan. 27, 2018 at 5 p.m. at Fayetteville, Ark. (Bud Walton Arena)

### Oklahoma State 65 • 13-8

#	Player		Total		3-Ptr	Rebounds			PF	TP	A TO Blk Stl				Min
			FG-FGA	FG-FGA	FT-FTA	Off	Def	Tot							
41	Mitchell Solomon	f	2-4	0-0	6-6	3	3	6	3	10	1	3	1	1	29
35	Yankuba Sima	c	2-2	0-0	1-2	1	1	2	3	5	1	2	1	0	19
00	Brandon Averette	g	4-11	1-3	1-3	0	4	4	1	10	4	4	0	0	36
21	Lindy Waters	g	4-8	3-7	6-7	1	6	7	3	17	1	5	0	1	34
30	Jeffrey Carroll	g	2-10	2-5	2-2	1	5	6	3	8	1	0	0	0	30
04	Thomas Dziagwa		1-9	1-8	0-0	0	0	0	0	3	0	1	0	0	16
12	Cameron McGriff		3-5	0-1	2-2	4	6	10	1	8	3	1	0	0	22
14	Lucas N'Guessan		1-2	0-0	0-1	1	0	1	2	2	0	0	0	0	11
33	Trey Reeves		1-1	0-0	0-0	0	0	0	0	2	0	0	0	0	3
Team						2	1	3							
Totals			20-52	7-24	18-23	13	26	39	16	65	11	16	2	2	200

FG % 1st Half: 15-30 50.0% 2nd half: 5-22 22.7% Game: 20-52 38.5% Deadball Rebounds 3.1  
3FG % 1st Half: 6-16 37.5% 2nd half: 1-8 12.5% Game: 7-24 29.2%  
FT % 1st Half: 4-6 66.7% 2nd half: 14-17 82.4% Game: 18-23 78.3%

### Arkansas 66 • 15-6

#	Player		Total		3-Ptr	Rebounds					PF	TP	A	TO	Blk	Stl	Min
			FG-FGA	FG-FGA	FT-FTA	Off	Def	Tot									
02	Adrio Bailey	f	0-0	0-0	0-0	0	1	1	0	0	0	1	0	0	3		
10	Daniel Gafford		3-7	0-0	0-2	2	2	4	4	6	0	1	1	0	14		
20	Darius Hall	f	1-2	0-0	0-2	1	1	2	1	2	0	1	1	1	14		
00	Jaylen Barford	g	2-11	2-6	0-1	0	0	0	3	6	3	1	1	2	28		
31	Anton Beard	g	2-11	0-6	0-1	0	4	4	2	4	6	0	1	0	36		
01	Trey Thompson		3-6	0-0	1-2	3	3	6	3	7	0	0	2	2	26		
04	Daryl Macon		7-13	4-7	4-4	1	1	2	1	22	2	1	0	1	32		
05	Arlando Cook		2-3	0-0	0-0	2	1	3	1	4	0	0	0	0	12		
13	Dustin Thomas		2-5	0-0	5-6	3	7	10	2	9	3	3	1	3	25		
23	C.J. Jones		2-3	2-3	0-0	0	0	0	2	6	0	0	0	0	10		
Team						2	0	2				1					
Totals				24-61	8-22	10-18	14	20	34	19	66	14	9	7	9	200	

FG % 1st Half: 13-31 41.9% 2nd half: 11-30 36.7% Game: 24-61 39.3% Deadball Rebounds 4.1  
3FG % 1st Half: 5-10 50.0% 2nd half: 3-12 25.0% Game: 8-22 36.4%  
FT % 1st Half: 1-4 25.0% 2nd half: 9-14 64.3% Game: 10-18 55.6%

Officials: Pat Adams, Ron Groover, Lee Cassell  
Technical fouls: Oklahoma State-None. Arkansas-Jaylen Barford.  
Attendance: 18057

Score by periods	1st	2nd	Total
Oklahoma State	40	25	65
Arkansas	32	34	66

Last FG - OSU 2nd-07:34, AR 2nd-00:16.  
Largest lead - OSU by 13 1st-11:40, AR by 3 2nd-02:06.  
OSU led for 32:30. AR led for 06:38. Game was tied for 00:52.

Score tied - 5 times.  
Lead changed - 13 times.

# GAME 23

## Arkansas vs LSU Feb. 3, 2018 at 2:30 p.m. at Baton Rouge, La. (Pete Maravich Assembly Center)

### Arkansas 86 • 15-8 (4-6)

#	Player		Total		3-Ptr	Rebounds			PF	TP	A TO Blk Stl				Min
			FG-FGA	FG-FGA	FT-FTA	Off	Def	Tot							
10	Daniel Gafford	f	4-7	0-0	2-6	3	1	4	4	10	0	2	1	1	21
13	Dustin Thomas	f	3-7	0-0	0-0	2	1	3	2	6	0	2	0	0	20
00	Jaylen Barford	g	7-12	1-2	0-0	1	3	4	2	15	2	2	0	2	32
04	Daryl Macon	g	7-12	2-4	6-6	0	2	2	4	22	5	2	0	0	34
31	Anton Beard	g	3-4	0-1	5-5	0	4	4	4	11	3	2	0	2	30
01	Trey Thompson		5-6	0-0	1-1	0	4	4	1	11	1	0	1	1	19
02	Adrio Bailey		2-4	0-0	1-2	3	0	3	2	5	0	0	0	1	15
05	Arlando Cook		2-4	0-0	0-0	0	0	0	0	4	0	0	0	1	5
20	Darius Hall		0-1	0-0	2-4	1	3	4	0	2	0	0	0	0	17
23	C.J. Jones		0-3	0-1	0-0	0	0	0	0	0	1	0	0	0	7
Team						2	0	2				1			
Totals			33-60	3-8	17-24	12	18	30	19	86	12	11	2	8	200

FG % 1st Half: 16-35 45.7% 2nd half: 17-25 68.0% Game: 33-60 55.0% Deadball Rebounds 5.1  
3FG % 1st Half: 1-5 20.0% 2nd half: 2-3 66.7% Game: 3-8 37.5%  
FT % 1st Half: 2-2 100.0 2nd half: 15-22 68.2% Game: 17-24 70.8%

### LSU 94 • 13-9 (4-6)

#	Player	Total			Rebounds			PF	TP	A TO Blk Stl					Min
		FG-FGA	FG-FGA	FT-FTA	Off Def Tot										
01	Duop Reath	f	2-6	1-3	0-0	1	4	5	4	5	1	2	1	0	19
21	Aaron Epps	f	6-9	2-4	2-2	4	1	5	4	16	1	1	2	0	32
03	Tremont Waters	g	7-14	4-9	9-10	0	2	2	2	27	11	4	0	1	36
04	Skylar Mays	g	5-7	3-4	2-2	0	0	0	0	15	3	1	2	1	34
14	Randy Onwuasor	g	0-0	0-0	0-0	0	0	0	2	0	0	0	0	0	6
00	Brandon Sampson		3-7	2-4	5-6	0	3	3	1	13	0	3	0	0	25
05	Daryl Edwards		4-7	3-6	3-3	1	2	3	4	14	0	0	0	0	20
44	Wayde Sims		2-5	0-0	0-0	1	5	6	2	4	1	1	2	0	28
	Team					1	0	1							
Totals			29-55	15-30	21-23	8	17	25	19	94	17	12	7	2	200

FG % 1st Half: 16-31 51.6% 2nd half: 13-24 54.2% Game: 29-55 52.7% Deadball Rebounds 1  
3FG % 1st Half: 8-18 44.4% 2nd half: 7-12 58.3% Game: 15-30 50.0%  
FT % 1st Half: 3-3 100.0 2nd half: 18-20 90.0% Game: 21-23 91.3%

Officials: Tony Henderson, Glenn Tuitt, Rob Rorke  
Technical fouls: Arkansas-None. LSU-None.  
Attendance: 9272

Score by periods	1st	2nd	Total
Arkansas	35	51	86
LSU	43	51	94

Last FG - AR 2nd-00:10, LSU 2nd-01:15.  
Largest lead - AR by 4 1st-18:36, LSU by 13 2nd-17:59.  
AR led for 06:33. LSU led for 32:05. Game was tied for 01:22.

Score tied - 2 times.  
Lead changed - 1 time.

# GAME 22

## Arkansas vs Texas A&M Jan. 30, 2018 at 8 p.m. at College Station, Texas (Reed Arena)

### Arkansas 66 • 15-7, 4-5 SEC

#	Player		Total		3-Ptr		Rebounds			PF	TP	A TO Blk Stl				Min
			FG-FGA	FG-FGA	FT-FTA	Off	Def	Tot	A			TO	Blk	Stl		
00	Jaylen Barford	*	7-16	3-7	2-2	3	2	5	4	19	4	4	0	0	0	28
05	Arlando Cook	*	0-3	0-0	0-0	0	1	1	0	0	0	0	0	0	1	13
10	Daniel Gafford	*	2-4	0-0	1-2	2	2	4	4	5	0	0	1	0	1	20
20	Darius Hall	*	6-6	1-1	0-2	0	7	7	2	13	1	4	1	1	2	35
31	Anton Beard	*	2-9	1-4	2-4	2	1	3	2	7	2	3	0	1	2	25
01	Trey Thompson		0-4	0-0	0-0	0	2	2	5	0	2	1	3	0	0	25
04	Daryl Macon		7-16	3-9	3-3	1	3	4	2	20	4	1	0	0	2	31
13	Dustin Thomas		1-2	0-0	0-0	0	3	3	3	2	0	0	2	1	1	18
22	Gabe Osabuohien		0-0	0-0	0-0	0	0	0	0	0	0	0	0	0	0	4
23	C.J. Jones		0-1	0-1	0-0	0	0	0	0	0	0	0	0	0	0	1
Team						0	1	1								
Totals			25-61	8-22	8-13	8	22	30	22	66	13	13	7	7	7	200

FG % 1st Half: 13-29 44.8% 2nd half: 12-32 37.5% Game: 25-61 41.0% Deadball Rebounds 4  
3FG % 1st Half: 2-9 22.2% 2nd half: 6-13 46.2% Game: 8-22 36.4%  
FT % 1st Half: 4-5 80.0% 2nd half: 4-8 50.0% Game: 8-13 61.5%

### Texas A&M 80 • 14-8, 3-6 SEC

#	Player	Total		3-Ptr	Rebounds			PF	TP	A TO Blk Stl				Min	
		FG-FGA	FG-FGA	FT-FTA	Off	Def	Tot								
01	DJ Hogg	*	3-7	3-6	2-2	0	1	1	11	4	3	0	0	32	
02	TJ Starks	*	5-8	4-5	2-4	0	4	4	16	5	4	0	0	22	
03	Admon Gilder	*	4-9	3-7	2-3	2	6	8	2	13	2	3	0	2	33
34	Tyler Davis	*	6-12	0-1	3-8	11	2	13	2	15	0	0	1	0	34
44	Robert Williams	*	5-6	0-0	0-2	1	6	7	3	10	4	2	3	1	19
00	Jay Jay Chandler		1-6	0-3	2-2	1	0	1	1	4	0	1	0	0	11
05	Savion Flagg		0-1	0-1	0-0	0	0	0	0	0	0	0	0	0	5
10	Tonny Trocha-Morelos		1-3	0-1	2-2	1	4	5	2	4	1	0	0	0	23
13	Duane Wilson		3-7	0-2	1-2	0	3	3	2	7	3	3	0	0	20
15	Isiah Jasey		0-0	0-0	0-0	0	0	0	0	0	0	0	0	0	1
Team						0	3	3							
Totals			28-59	10-26	14-25	16	29	45	13	80	19	16	4	3	200

FG % 1st Half: 13-34 38.2% 2nd half: 15-25 60.0%

# GAME 25

**Arkansas vs Vanderbilt**  
Feb. 10, 2018 at 7:30 p.m. at Fayetteville, Ark. (Bud Walton Arena)

## Vanderbilt 54 • 9-16, 3-9 SEC

#	Player	Total		3-Ptr	Rebounds			PF	TP	A	TO	Blk	Stl	Min
		FG-FGA	FT-FTA		Off	Def	Tot							
11	Jeff Roberson	2-10	0-5	4-5	2	1	3	3	8	1	2	1	2	29
50	Ejike Obinna	1-2	0-0	0-2	0	2	2	4	2	0	2	0	0	15
00	Saben Lee	2-7	2-3	2-2	1	2	3	3	8	0	2	0	0	26
10	Maxwell Evans	0-6	0-2	8-9	2	7	9	1	8	1	1	0	1	27
13	Riley Lachance	3-11	1-6	1-2	0	3	3	0	8	0	0	0	0	30
01	Payton Willis	0-6	0-4	2-2	0	6	6	0	2	0	1	0	1	23
02	Joe Toye	1-6	0-4	1-2	1	0	1	2	3	1	2	0	0	12
12	Larry Austin Jr.	3-4	0-0	2-2	1	2	3	1	8	1	0	1	0	11
03	Djery Baptiste	1-1	0-0	2-2	1	1	2	1	4	0	1	1	0	13
15	Clevon Brown	1-3	0-2	1-1	0	2	2	1	3	0	1	1	1	14
Team					2	1	3	1						
Totals		14-56	3-26	23-29	10	27	37	17	54	4	12	4	5	200

FG % 1st Half: 4-26 15.4% 2nd half: 10-30 33.3% Game: 14-56 25.0% Deadball Rebounds 3  
3FG % 1st Half: 1-14 7.1% 2nd half: 2-12 16.7% Game: 3-26 11.5%  
FT % 1st Half: 12-12 100.0 2nd half: 11-17 64.7% Game: 23-29 79.3%

## Arkansas 72 • 17-8, 6-6 SEC

#	Player	Total		3-Ptr	Rebounds			PF	TP	A	TO	Blk	Stl	Min
		FG-FGA	FG-FGA	FT-FTA	Off	Def	Tot							
05	Arlando Cook	f	0-0	0-0	0-0	0	1	1	0	0	0	2	0	2
10	Daniel Gafford	f	7-12	0-0	2-5	3	6	9	4	16	0	3	7	24
00	Jaylen Barford	g	6-12	4-6	0-1	0	2	2	3	16	1	1	0	0
04	Daryl Macon	f	7-17	4-6	3-4	1	3	4	1	21	4	2	0	0
31	Anton Beard	g	3-6	1-3	0-0	0	4	4	2	7	3	0	0	1
01	Trey Thompson		0-1	0-0	2-2	0	5	5	2	2	1	1	2	15
13	Dustin Thomas		1-4	0-0	1-2	1	6	7	3	3	2	2	0	1
15	Jonathan Holmes		1-1	0-0	0-0	1	0	1	0	2	0	1	0	0
20	Darius Hall		0-0	0-0	0-0	0	2	2	5	0	1	1	0	0
22	Gabe Osabuohien		0-0	0-0	1-2	0	2	2	1	1	0	2	1	0
23	C.J. Jones		2-5	0-2	0-0	0	1	1	1	4	0	0	0	0
Team						2	3	5						
Totals			27-58	9-17	9-16	8	35	43	22	72	13	15	9	6
Totals			27-58	9-17	9-16	8	35	43	22	72	13	15	9	6

FG % 1st Half: 10-26 38.5% 2nd half: 17-32 53.1% Game: 27-58 46.6% Deadball Rebounds 3  
3FG % 1st Half: 2-6 33.3% 2nd half: 7-11 63.6% Game: 9-17 52.9%  
FT % 1st Half: 6-9 66.7% 2nd half: 3-7 42.9% Game: 9-16 56.3%

Officials: Karl Hess, Brian Shey, Steven Anderson  
Technical fouls: Vanderbilt-TEAM. Arkansas-None.  
Attendance: 17083

Estimated Actual Attendance: 11,524  
Fouled out: Arkansas #20, Hall (1:14 2H)

Score by periods	1st	2nd	Total
Vanderbilt	21	33	54
Arkansas	28	44	72

Points	In Paint	Off T/O	2nd Chance	Fast Break	Bench
VU	20	15	11	2	20
AR	22	12	4	14	12

Last FG - VU 2nd-02:36, AR 2nd-00:27.  
Largest lead - VU by 6 1st-10:23, AR by 21 2nd-03:18.  
VU led for 09:55, AR led for 28:45. Game was tied for 01:20.

Score tied - 0 times.  
Lead changed - 3 times.

# GAME 27

**Arkansas vs No. 21 Texas A&M**  
Feb. 17, 2018 at 3 p.m. at Fayetteville, Ark. (Bud Walton Arena)

## Texas A&M 75 • 17-10, 6-8 SEC

#	Player	Total		3-Ptr	Rebounds			PF	TP	A	TO	Blk	Stl	Min
		FG-FGA	FT-FTA		Off	Def	Tot							
01	DJ Hogg	0-6	0-5	0-0	1	0	1	2	0	3	2	0	3	30
44	Robert Williams	10-13	0-0	0-1	4	10	14	1	20	1	1	3	0	32
34	Tyler Davis	2-5	0-0	11-17	6	1	7	3	15	4	2	1	0	28
02	TJ Starks	4-9	0-2	4-6	0	0	0	3	12	2	5	0	0	24
03	Admon Gilder	6-10	2-3	6-7	0	3	3	3	20	2	0	0	0	30
00	Jay Jay Chandler	0-1	0-0	0-0	0	0	0	1	0	0	1	0	0	3
05	Savion Flagg	1-7	1-4	0-0	0	1	1	1	3	0	1	0	0	20
10	Tonny Trocha-Morelos	0-2	0-2	2-4	1	0	1	2	2	1	1	2	0	17
12	Chris Collins	1-1	1-1	0-0	0	2	2	1	3	0	0	0	0	12
15	Isiah Jasey	0-1	0-0	0-0	0	1	1	0	0	0	0	1	0	4
Team					1	2	3							
Totals		24-55	4-17	23-35	13	20	33	17	75	13	13	7	6	200

FG % 1st Half: 11-26 42.3% 2nd half: 13-29 44.8% Game: 24-55 43.6% Deadball Rebounds 3,2  
3FG % 1st Half: 0-7 0.0% 2nd half: 4-10 40.0% Game: 4-17 23.5%  
FT % 1st Half: 10-18 55.6% 2nd half: 13-17 76.5% Game: 23-35 65.7%

## Arkansas 94 • 19-8, 8-6 SEC

#	Player	Total		3-Ptr	Rebounds			PF	TP	A	TO	Blk	Stl	Min
		FG-FGA	FT-FTA		Off	Def	Tot							
10	Daniel Gafford	7-8	0-0	4-6	4	2	6	4	18	2	2	2	1	28
13	Dustin Thomas	3-4	0-0	1-2	0	3	3	4	7	0	2	0	1	19
00	Jaylen Barford	7-18	4-10	3-4	2	3	5	4	21	5	1	0	1	32
04	Daryl Macon	7-12	4-6	2-2	1	2	3	2	20	3	1	0	0	24
31	Anton Beard	2-8	1-3	0-2	0	1	1	1	5	5	1	0	0	27
01	Trey Thompson	1-5	0-0	0-0	0	3	3	6	2	2	0	0	0	15
02	Adrio Bailey	0-0	0-0	0-0	0	0	0	0	0	0	0	0	0	2
05	Arlando Cook	0-0	0-0	0-0	0	1	1	1	0	0	1	0	0	2
15	Jonathan Holmes	0-1	0-0	0-0	0	0	0	0	0	0	0	0	0	1
20	Darius Hall	0-2	0-1	2-2	1	6	7	3	2	1	0	0	0	17
22	Gabe Osabuohien	3-6	0-1	0-1	1	2	3	3	6	1	1	1	1	15
23	C.J. Jones	5-7	1-2	2-3	1	1	2	1	3	0	0	0	1	18
Team					6	2	8							
Totals		35-71	10-23	14-22	19	26	45	25	94	17	9	3	5	200

FG % 1st Half: 16-34 47.1% 2nd half: 19-37 51.4% Game: 35-71 49.3% Deadball Rebounds 3,1  
3FG % 1st Half: 4-12 33.3% 2nd half: 6-11 54.5% Game: 10-23 43.5%  
FT % 1st Half: 7-10 70.0% 2nd half: 7-12 58.3% Game: 14-22 63.6%

Officials: Tony Greene, Chuck Jones, Will Howard  
Technical fouls: Texas A&M-None. Arkansas-None.  
Attendance: 18097

Score by periods	1st	2nd	Total
Texas A&M	32	43	75
Arkansas	43	51	94

Points	In Paint	Off T/O	2nd Chance	Fast Break	Bench
TAMU	32	14	10	8	23
AR	34	18	17	7	23

Last FG - TAMU 2nd-02:33, AR 2nd-01:56.  
Largest lead - TAMU by 2 1st-18:32, AR by 19 2nd-00:38.  
TAMU led for 00:24, AR led for 38:20. Game was tied for 01:16.

Score tied - 1 time.  
Lead changed - 2 times.

# GAME 26

**Arkansas at Ole Miss**  
Feb. 13, 2018 at 6 p.m. at Oxford, Miss. (The Pavilion at Ole Miss)

## Arkansas 75 • 18-8, 7-6 SEC

#	Player	Total		3-Ptr	Rebounds			PF	TP	A	TO	Blk	Stl	Min
		FG-FGA	FT-FTA		Off	Def	Tot							
10	Daniel Gafford	6-7	0-0	7-10	3	3	6	2	19	0	0	0	0	20
13	Dustin Thomas	2-5	0-0	2-2	2	2	4	4	6	1	1	0	0	21
00	Jaylen Barford	5-14	1-7	2-2	1	4	5	3	13	1	2	0	0	32
04	Daryl Macon	1-6	0-4	2-2	1	3	4	2	4	6	2	0	1	25
31	Anton Beard	5-10	3-4	0-0	0	3	3	1	13	1	1	0	1	30
01	Trey Thompson	0-2	0-0	0-0	0	5	5	4	0	3	0	0	1	22
05	Arlando Cook	0-2	0-0	1-2	0	2	2	0	1	0	0	0	0	7
20	Darius Hall	5-8	3-4	1-7	5	6	11	3	14	3	1	0	0	22
22	Gabe Osabuohien	1-2	0-0	1-2	0	3	3	3	3	0	0	0	0	8
23	C.J. Jones	1-6	0-4	0-0	0	1	1	0	2	0	1	0	1	13
Team					1	4	5							
Totals		26-62	7-23	16-27	13	36	49	22	75	15	8	0	4	200

FG % 1st Half: 11-32 34.4% 2nd half: 15-30 50.0% Game: 26-62 41.9% Deadball Rebounds 2,1  
3FG % 1st Half: 4-14 28.6% 2nd half: 3-9 33.3% Game: 7-23 30.4%  
FT % 1st Half: 8-12 66.7% 2nd half: 8-15 53.3% Game: 16-27 59.3%

## Ole Miss 64 • 11-15, 4-9 SEC

#	Player	Total			3-Ptr		Rebounds			PF	TP	A	TO	Blk	Stl	Min
		FG-FGA	FT-FTA	FT-FTA	Off	Def	Tot									
02	Marcavnis Hymon	f	2-4	0-0	0-0	3	5	8	3	4	1	1	1	0	27	
12	Bruce Stevens	f	1-4	0-0	2-4	1	4	5	5	4	1	4	0	2	15	
01	Deandre Burnett	g	6-15	3-6	9-12	0	2	2	1	24	3	1	0	0	31	
03	Terence Davis	g	2-11	0-2	2-4	6	7	13	4	6	2	3	0	1	25	
05	Markel Crawford	g	4-9	2-5	7-9	2	3		0	17	2	1	0	1	39	
04	Devontae Shuler		1-3	1-3	0-0	0	1	1	2	3	1	0	0	0	11	
00	Breinn Tyree		2-11	2-5	0-0	0	3	3	1	6	1	0	0	0	23	
13	Dominik Olejniczak		0-1	0-0	0-0	0	0	0	2	0	0	0	0	0	9	
50	Justas Furmanavicius		0-4	0-0	0-2	2	3	5	3	0	0	0	0	1	20	
	Team					1	4	5								
	Totals		18-62	8-25	20-31	15	32	47	21	64	11	10	1	5	200	

Arkansas 76 • 20-9, 9-7

#	Player	Total		3-Ptr		Rebounds			PF	TP	A	TO	Blk	Stl	Min
		FG-FGA	FG-FGA	FT-FTA	Off	Def	Tot								
10	Daniel Gafford	f	4-12	0-0	3-4	5	2	7	4	11	1	0	0	0	20
13	Dustin Thomas	f	4-5	0-0	3-4	1	1	2	3	11	1	0	0	1	19
00	Jaylen Barford	g	4-7	2-3	0-0	0	2	2	4	10	0	4	0	1	29
04	Daryl Macon	g	5-12	1-4	6-8	1	4	5	0	17	3	2	0	3	29
31	Anton Beard	g	1-5	1-3	2-4	0	1	1	3	5	1	1	0	1	32
01	Trey Thompson	g	0-1	0-0	0-0	1	6	7	0	0	5	2	1	0	20
02	Adrio Bailey	g	3-4	0-0	1-1	3	2	5	1	7	1	1	1	0	13
05	Arlando Cook	g	0-0	0-0	0-0	0	0	0	1	0	0	0	0	0	6
20	Darius Hall	g	1-3	0-1	0-0	0	0	0	1	2	1	1	0	0	11
22	Gabe Osabuohien	g	0-1	0-0	0-0	0	0	0	2	0	0	2	0	1	3
23	C.J. Jones	g	5-7	3-3	0-0	0	0	0	1	13	0	1	0	0	18
Team															
Totals			27-57	7-14	15-21	13	23	36	20	76	13	16	2	7	200

FG % 1st Half: 13-27 48.1% 2nd half: 14-30 46.7% Game: 27-57 47.4% Deadball Rebounds 4  
3FG % 1st Half: 4-7 57.1% 2nd half: 3-7 42.9% Game: 7-14 50.0%  
FT % 1st Half: 5-5 100.0 2nd half: 10-16 62.5% Game: 15-21 71.4%

Alabama 73 • 17-12, 8-8

#	Player	Total		3-Ptr		Rebounds			PF	TP	A	TO	Blk	Stl	Min
		FG-FGA	FG-FGA	FT-FTA	Off	Def	Tot								
00	Donta Hall	f	2-5	0-0	0-3	3	5	8	2	4	1	1	3	1	29
25	Braxton Key	f	6-9	2-4	2-3	1	4	5	2	16	2	3	2	1	25
02	Collin Sexton	g	3-10	0-5	9-13	0	2	2	2	15	6	2	0	1	31
12	Dazon Ingram	g	4-7	2-5	3-4	0	2	2	4	13	2	3	2	1	30
23	John Petty	g	4-6	4-6	2-2	2	1	3	1	14	1	2	0	0	30
03	Alex Reese	g	2-6	2-4	0-0	1	0	1	0	6	0	1	1	1	15
04	Daniel Giddens	g	0-0	0-0	0-0	0	0	0	1	0	0	2	1	1	12
05	Avery Johnson Jr	g	1-4	1-2	2-2	1	1	2	1	5	1	0	0	0	10
10	Herbert Jones	g	0-2	0-1	0-0	0	3	3	2	0	1	1	0	3	18
Team															
Totals			22-49	11-27	18-27	9	19	28	15	73	14	18	9	9	200

FG % 1st Half: 10-25 40.0% 2nd half: 12-24 50.0% Game: 22-49 44.9% Deadball Rebounds 4  
3FG % 1st Half: 5-14 35.7% 2nd half: 6-13 46.2% Game: 11-27 40.7%  
FT % 1st Half: 6-9 66.7% 2nd half: 12-18 66.7% Game: 18-27 66.7%

Officials: Ron Groover, Keith Kimble, Brian Shey  
Technical fouls: Arkansas-None. Alabama-Dazon Ingram.  
Attendance: 15383

Score by periods	1st	2nd	Total
Arkansas	35	41	76
Alabama	31	42	73

Last FG - AR 2nd-01:53, UA 2nd-00:05.  
Largest lead - AR by 10 1st-02:30, UA by 4 2nd-16:16.  
AR led for 29:33. UA led for 07:14. Game was tied for 03:13.

	In	Off	2nd	Fast	Bench
Points	Paint	T/O	Chance	Break	
AR	30	21	12	0	22
UA	22	16	11	0	11

Score tied - 7 times.  
Lead changed - 6 times.

Auburn 82 • 24-6, 12-5 SEC

#	Player	Total		3-Ptr		Rebounds			PF	TP	A	TO	Blk	Stl	Min
		FG-FGA	FG-FGA	FT-FTA	Off	Def	Tot								
00	Horace Spencer	f	1-3	0-0	2-2	0	2	2	5	4	1	0	0	0	12
13	Desean Murray	f	1-4	0-1	1-2	1	3	4	4	3	1	1	0	0	21
01	Jared Harper	g	4-11	1-7	11-11	1	1	2	2	20	5	2	0	0	36
02	Bryce Brown	g	4-13	0-6	4-4	0	1	1	1	12	1	2	0	0	32
05	Mustapha Heron	g	8-21	3-7	9-11	3	5	8	3	28	0	1	0	2	35
04	Chuma Okeke	g	1-4	1-3	2-2	3	7	10	4	5	2	0	0	0	31
10	Davion Mitchell	g	1-3	1-2	2-2	0	2	2	2	5	1	1	0	0	17
14	Malik Dunbar	g	2-5	1-2	0-0	1	3	4	3	5	0	4	0	0	15
41	Cole Blackstock	g	0-0	0-0	0-0	0	0	0	1	0	0	0	0	0	1
Team															
Totals			22-64	7-28	31-34	12	25	37	25	82	11	11	0	2	200

FG % 1st Half: 11-32 34.4% 2nd half: 11-32 34.4% Game: 22-64 34.4% Deadball Rebounds 0,2  
3FG % 1st Half: 3-14 21.4% 2nd half: 4-14 28.6% Game: 7-28 25.0%  
FT % 1st Half: 17-19 89.5% 2nd half: 14-15 93.3% Game: 31-34 91.2%

Arkansas 91 • 21-9, 10-7 SEC

#	Player	Total		3-Ptr		Rebounds			PF	TP	A	TO	Blk	Stl	Min
		FG-FGA	FG-FGA	FT-FTA	Off	Def	Tot								
01	Trey Thompson	f	0-1	0-0	2-2	0	1	1	3	2	2	1	1	0	13
13	Dustin Thomas	f	1-2	0-0	0-0	0	2	2	2	2	1	1	0	0	8
00	Jaylen Barford	g	5-18	3-9	7-8	1	9	10	1	20	3	1	0	0	32
04	Daryl Macon	g	6-7	4-4	0-2	0	3	3	3	16	6	2	0	1	26
31	Anton Beard	g	2-6	1-3	6-9	0	4	4	3	11	5	2	0	1	32
02	Adrio Bailey	g	0-0	0-0	2-2	0	1	1	3	2	0	0	0	0	10
05	Arlando Cook	g	3-4	0-0	1-3	1	2	3	2	7	0	0	0	1	20
10	Daniel Gafford	g	10-15	0-0	1-4	4	6	10	1	21	2	3	7	0	27
14	JT Plummer	g	0-0	0-0	0-0	0	0	0	0	0	0	0	0	0	0+
15	Jonathan Holmes	g	0-0	0-0	0-0	0	0	0	0	0	0	0	0	0	0+
20	Darius Hall	g	1-1	0-0	0-0	0	2	2	1	2	0	0	0	1	11
22	Gabe Osabuohien	g	0-0	0-0	0-0	0	0	0	0	0	0	0	0	0	2
23	C.J. Jones	g	3-5	2-3	0-0	0	2	2	1	8	0	0	0	1	19
Team															
Totals			31-59	10-19	19-30	6	33	39	20	91	19	11	8	5	200

FG % 1st Half: 17-32 53.1% 2nd half: 14-27 51.9% Game: 31-59 52.5% Deadball Rebounds 6  
3FG % 1st Half: 7-10 70.0% 2nd half: 3-9 33.3% Game: 10-19 52.6%  
FT % 1st Half: 11-16 68.8% 2nd half: 8-14 57.1% Game: 19-30 63.3%

Officials: Anthony Jordan, Pat Adams, Ted Valentine  
Technical fouls: Auburn-None. Arkansas-None.  
Attendance: 15733  
Estimated Actual Attendance: 13,898  
Fouled Out: Auburn #0, Spencer @ 7:32 2H

Score by periods	1st	2nd	Total
Auburn	42	40	82
Arkansas	52	39	91

Last FG - AU 2nd-03:05, AR 2nd-02:39.  
Largest lead - AU by 3 1st-19:21, AR by 19 2nd-17:48.  
AU led for 00:31. AR led for 37:56. Game was tied for 01:20.

	In	Off	2nd	Fast	Bench
Points	Paint	T/O	Chance	Break	
AU	20	9	6	7	15
AR	26	16	6	17	40

Score tied - 1 time.  
Lead changed - 1 time.



RECORD:	OVERALL	HOME	AWAY	NEUTRAL
ALL GAMES	21-9	15-2	3-6	3-1
CONFERENCE	10-7	7-2	3-5	0-0
NON-CONFERENCE	11-2	8-0	0-1	3-1

#	Player	gp-gs	min	avg	Total		3-Point		F-Throw		Rebounds				pf	dq	a	to	blk	stl	pts	avg
					fg-fga	fg%	3fg-fga	3fg%	ft-fa	ft%	off	def	tot	avg								
00	Jaylen Barford	30-30	937	31.2	197-417	.472	73-167	.437	77-110	.700	31	86	117	3.9	74	0	81	56	8	31	544	18.1
04	Daryl Macon	30-25	919	30.6	159-342	.465	81-183	.443	120-140	.857	10	75	85	2.8	55	0	119	55	2	33	519	17.3
10	Daniel Gafford	30-21	667	22.2	140-232	.603	0-0	.000	78-147	.531	66	121	187	6.2	101	3	23	32	64	18	358	11.9
31	Anton Beard	30-30	893	29.8	98-252	.389	34-106	.321	56-76	.737	14	61	75	2.5	76	1	91	41	2	26	286	9.5
23	C.J. Jones	30-0	462	15.4	76-173	.439	40-105	.381	17-21	.810	3	40	43	1.4	26	0	14	12	4	8	209	7.0
13	Dustin Thomas	25-16	482	19.3	47-90	.522	1-2	.500	33-49	.673	31	75	106	4.2	67	1	24	27	3	19	128	5.1
20	Darius Hall	30-5	441	14.7	52-100	.520	11-27	.407	30-56	.536	25	72	97	3.2	57	1	15	32	7	15	145	4.8
02	Adrio Bailey	26-12	357	13.7	46-81	.568	0-0	.000	15-27	.556	28	41	69	2.7	47	1	16	16	21	11	107	4.1
01	Trey Thompson	30-9	544	18.1	42-83	.506	0-0	.000	17-27	.630	36	89	125	4.2	70	1	50	32	26	22	101	3.4
05	Arlando Cook	23-2	226	9.8	18-42	.429	0-0	.000	5-11	.455	10	31	41	1.8	14	0	8	9	2	7	41	1.8
22	Gabe Osabuohien	16-0	123	7.7	10-22	.455	0-3	.000	2-10	.200	6	19	25	1.6	20	0	7	11	3	3	22	1.4
15	Jonathan Holmes	11-0	18	1.6	6-15	.400	2-6	.333	1-2	.500	2	1	3	0.3	1	0	1	2	0	1	15	1.4
14	JT Plummer	7-0	6	0.9	0-0	.000	0-0	.000	0-0	.000	0	0	0	0.0	0	0	0	0	0	0	0	0.0
Team											45	41	86		1		11					
Total.....		30	6075		891-1849	.482	242-599	.404	451-676	.667	307	752	1059	35.3	609	8	449	336	142	194	2475	82.5
Opponents.....		30	6075		747-1752	.426	248-720	.344	529-733	.722	340	742	1082	36.1	579	14	408	426	109	147	2271	75.7

TEAM STATISTICS	AR	OPP	Date	Opponent	Score	Att.
SCORING	2475	2271	11/10/17	SAMFORD	w 95-56	13407
Points per game	82.5	75.7	11/12/17	BUCKNELL	w 101-73	13404
Scoring margin	+6.8	-	11/17/17	FRESNO STATE	w 83-75	15051
FIELD GOALS-ATT	891-1849	747-1752	11/23/17	vs Oklahoma	w 92-83	11294
Field goal pct	.482	.426	11/24/17	vs North Carolina	L 68-87	6603
3 POINT FG-ATT	242-599	248-720	11/26/17	vs UCONN	w 102-67	11571
3-point FG pct	.404	.344	12/02/17	at Houston	L 65-91	4186
3-pt FG made per game	8.1	8.3	12/05/17	COLORADO STATE	w 92-66	13634
FREE THROWS-ATT	451-676	529-733	12/09/17	MINNESOTA	w 95-79	17583
Free throw pct	.667	.722	12/16/17	vs Troy	w 88-63	16416
F-Throws made per game	15.0	17.6	12/19/17	ORAL ROBERTS	w 104-69	13945
REBOUNDS	1059	1082	12/27/17	CSU BAKERSFIELD	w 95-68	15829
Rebounds per game	35.3	36.1	* 12/30/17	TENNESSEE	Wot 95-93	18696
Rebounding margin	-0.8	-	* 01/02/18	at Mississippi State	L 75-78	6324
ASSISTS	449	408	* 01/06/18	at Auburn	L 77-88	8950
Assists per game	15.0	13.6	* 01/10/18	LSU	L 54-75	15199
TURNOVERS	336	426	* 01/13/18	MISSOURI	w 65-63	18297
Turnovers per game	11.2	14.2	* 01/17/18	at Florida	L 73-88	9929
Turnover margin	+3.0	-	* 01/20/18	OLE MISS	w 97-93	18030
Assist/turnover ratio	1.3	1.0	* 01/23/18	at Georgia	Wo2 80-77	6405
STEALS	194	147	01/27/18	OKLAHOMA STATE	w 66-65	18057
Steals per game	6.5	4.9	* 01/30/18	at Texas A&M	L 66-80	8761
BLOCKS	142	109	* 02/03/18	at LSU	L 86-94	9272
Blocks per game	4.7	3.6	* 02/06/18	SOUTH CAROLINA	w 81-65	14956
ATTENDANCE	275084	121117	* 02/10/18	VANDERBILT	w 72-54	17083
Home games-Avg/Game	17-16181	9-8359	* 02/13/18	at Ole Miss	w 75-64	6023
Neutral site-Avg/Game	-	4-11471	* 02/17/18	TEXAS A&M	w 94-75	18097
			* 02/20/18	KENTUCKY	L 72-87	18083
			* 02/24/18	at Alabama	w 76-73	15383
			* 02/27/18	AUBURN	w 91-82	15733
Score by Periods	1st	2nd	OT	OT2	Totals	
Arkansas	1161	1275	28	11	2475	
Opponents	1043	1194	26	8	2271	

\* = Conference game

RECORD:	OVERALL	HOME	AWAY	NEUTRAL
ALL GAMES	10-7	7-2	3-5	0-0
CONFERENCE	10-7	7-2	3-5	0-0
NON-CONFERENCE	0-0	0-0	0-0	0-0

#	Player	gp-gs	min	avg	Total		3-Point		F-Throw		Rebounds				pf	dq	a	to	blk	stl	pts	avg
					fg-fga	fg%	3fg-fga	3fg%	ft-fa	ft%	off	def	tot	avg								
00	Jaylen Barford	17-17	555	32.6	113-248	.456	45-105	.429	44-59	.746	20	48	68	4.0	49	0	37	37	2	17	315	18.5
04	Daryl Macon	17-13	538	31.6	95-202	.470	46-105	.438	77-90	.856	7	49	56	3.3	35	0	67	37	0	14	313	18.4
10	Daniel Gafford	17-16	413	24.3	85-146	.582	0-0	.000	42-84	.500	45	63	108	6.4	54	0	11	20	40	9	212	12.5
31	Anton Beard	17-17	502	29.5	48-123	.390	19-53	.358	22-34	.647	5	32	37	2.2	45	1	46	23	0	14	137	8.1
20	Darius Hall	17-4	285	16.8	29-56	.518	6-14	.429	20-37	.541	17	46	63	3.7	29	1	10	16	3	7	84	4.9
13	Dustin Thomas	15-11	286	19.1	27-50	.540	1-1	1.000	13-23	.565	16	41	57	3.8	43	1	14	16	2	10	68	4.5
23	C.J. Jones	17-0	224	13.2	30-80	.375	12-42	.286	5-8	.625	3	15	18	1.1	12	0	5	6	1	3	77	4.5
01	Trey Thompson	17-1	300	17.6	22-44	.500	0-0	.000	11-13	.846	16	52	68	4.0	39	1	25	16	16	11	55	3.2
02	Adrio Bailey	13-4	145	11.2	12-26	.462	0-0	.000	5-11	.455	11	14	25	1.9	22	1	4	6	5	5	29	2.2
22	Gabe Osabuohien	8-0	72	9.0	5-11	.455	0-1	.000	2-5	.400	2	12	14	1.8	12	0	4	8	2	2	12	1.5
05	Arlando Cook	17-2	153	9.0	11-27	.407	0-0	.000	3-9	.333	5	21	26	1.5	10	0	4	8	2	4	25	1.5
15	Jonathan Holmes	4-0	2	0.5	1-2	.500	0-0	.000	0-0	.000	1	0	1	0.3	0	0	0	1	0	0	2	0.5
14	JT Plummer	1-0	0	0.0	0-0	.000	0-0	.000	0-0	.000	0	0	0	0.0	0	0	0	0	0	0	0	0.0
Team											29	26	55		1		8					
Total.....		17	3475		478-1015	.471	129-321	.402	244-373	.654	177	419	596	35.1	351	5	227	202	73	96	1329	78.2
Opponents.....		17	3475		427-984	.434	146-407	.359	329-442	.744	196	423	619	36.4	317	10	242	215	72	85	1329	78.2

TEAM STATISTICS	AR	OPP	Date	Opponent	Score	Att.
SCORING	1329	1329	* 12/30/17	TENNESSEE	Wot 95-93	18696
Points per game	78.2	78.2	* 01/02/18	at Mississippi State	L 75-78	6324
Scoring margin	+0.0	-	* 01/06/18	at Auburn	L 77-88	8950
FIELD GOALS-ATT	478-1015	427-984	* 01/10/18	LSU	L 54-75	15199
Field goal pct	.471	.434	* 01/13/18	MISSOURI	w 65-63	18297
3 POINT FG-ATT	129-321	146-407	* 01/17/18	at Florida	L 73-88	9929
3-point FG pct	.402	.359	* 01/20/18	OLE MISS	w 97-93	18030
3-pt FG made per game	7.6	8.6	* 01/23/18	at Georgia	Wo2 80-77	6405
FREE THROWS-ATT	244-373	329-442	* 01/30/18	at Texas A&M	L 66-80	8761
Free throw pct	.654	.744	* 02/03/18	at LSU	L 86-94	9272
F-Throws made per game	14.4	19.4	* 02/06/18	SOUTH CAROLINA	w 81-65	14956
REBOUNDS	596	619	* 02/10/18	VANDERBILT	w 72-54	17083
Rebounds per game	35.1	36.4	* 02/13/18	at Ole Miss	w 75-64	6023
Rebounding margin	-1.4	-	* 02/17/18	TEXAS A&M	w 94-75	18097
ASSISTS	227	242	* 02/20/18	KENTUCKY	L 72-87	18083
Assists per game	13.4	14.2	* 02/24/18	at Alabama	w 76-73	15383
TURNOVERS	202	215	* 02/27/18	AUBURN	w 91-82	15733
Turnovers per game	11.9	12.6				
Turnover margin	+0.8	-				
Assist/turnover ratio	1.1	1.1				
STEALS	96	85				
Steals per game	5.6	5.0				
BLOCKS	73	72				
Blocks per game	4.3	4.2				
ATTENDANCE	154174	71047				
Home games-Avg/Game	9-17130	8-8881				
Neutral site-Avg/Game	-	0-0				

\* = Conference game

Score by Periods	1st	2nd	OT	OT2	Totals
Arkansas	601	689	28	11	1329
Opponents	611	684	26	8	1329

<b>RECORD:</b>	<b>OVERALL</b>	<b>HOME</b>	<b>AWAY</b>	<b>NEUTRAL</b>
ALL GAMES	4-1	2-1	2-0	0-0
CONFERENCE	4-1	2-1	2-0	0-0
NON-CONFERENCE	0-0	0-0	0-0	0-0

#	Player	gp-gs	min	avg	Total		3-Point		F-Throw		Rebounds								a	to	blk	stl	pts	avg					
					fg-fga	fg%	3fg-fga	3fg%	ft-fa	ft%	off	def	tot	avg	pf	dq													
04	Daryl Macon	5-5	136	27.2	27-53	.509	13-27	.481	16-21	.762	3	13	16	3.2	9	0	19	8	0	5	83	16.6							
10	Daniel Gafford	5-4	118	23.6	29-48	.604	0-0	.000	20-33	.606	18	16	34	6.8	13	0	6	6	13	1	78	15.6							
00	Jaylen Barford	5-5	155	31.0	25-73	.342	12-36	.333	14-16	.875	5	18	23	4.6	14	0	10	8	1	2	76	15.2							
31	Anton Beard	5-5	153	30.6	15-38	.395	9-19	.474	8-15	.533	0	11	11	2.2	11	0	17	8	0	4	47	9.4							
23	C.J. Jones	5-0	77	15.4	14-29	.483	6-15	.400	2-3	.667	1	4	5	1.0	4	0	1	2	0	3	36	7.2							
13	Dustin Thomas	5-5	87	17.4	13-20	.650	0-0	.000	6-8	.750	9	12	21	4.2	17	0	4	4	0	3	32	6.4							
20	Darius Hall	5-0	78	15.6	7-17	.412	3-7	.429	3-9	.333	6	15	21	4.2	10	0	6	2	1	1	20	4.0							
02	Adrio Bailey	3-0	25	8.3	3-4	.750	0-0	.000	3-3	1.000	3	3	6	2.0	4	0	1	1	1	0	9	3.0							
22	Gabe Osabuohien	5-0	38	7.6	5-11	.455	0-1	.000	1-3	.333	1	7	8	1.6	8	0	2	4	1	2	11	2.2							
05	Arlando Cook	5-0	40	8.0	3-6	.500	0-0	.000	2-5	.400	1	5	6	1.2	4	0	0	1	0	1	8	1.6							
01	Trey Thompson	5-1	92	18.4	3-12	.250	0-0	.000	2-2	1.000	5	18	23	4.6	12	0	12	6	3	2	8	1.6							
15	Jonathan Holmes	2-0	1	0.5	0-1	.000	0-0	.000	0-0	.000	0	0	0	0.0	0	0	0	0	0	0	0	0.0							
14	JT Plummer	1-0	0	0.0	0-0	.000	0-0	.000	0-0	.000	0	0	0	0.0	0	0	0	0	0	0	0	0.0							
Team											10	14	24											3					
Total.....		5	1000		144-312	.462	43-105	.410	77-118	.653	62	136	198	39.6	106	0	78	53	20	24	408	81.6							
Opponents.....		5	1000		117-297	.394	38-118	.322	109-147	.741	67	124	191	38.2	97	2	65	63	21	29	381	76.2							

TEAM STATISTICS

	AR	OPP
SCORING	408	381
Points per game	81.6	76.2
Scoring margin	+5.4	-
FIELD GOALS-ATT	144-312	117-297
Field goal pct	.462	.394
3 POINT FG-ATT	43-105	38-118
3-point FG pct	.410	.322
3-pt FG made per game	8.6	7.6
FREE THROWS-ATT	77-118	109-147
Free throw pct	.653	.741
F-Throws made per game	15.4	21.8
REBOUNDS	198	191
Rebounds per game	39.6	38.2
Rebounding margin	+1.4	-
ASSISTS	78	65
Assists per game	15.6	13.0
TURNOVERS	53	63
Turnovers per game	10.6	12.6
Turnover margin	+2.0	-
Assist/turnover ratio	1.5	1.0
STEALS	24	29
Steals per game	4.8	5.8
BLOCKS	20	21
Blocks per game	4.0	4.2
ATTENDANCE	51913	21406
Home games-Avg/Game	3-17304	2-10703
Neutral site-Avg/Game	-	0-0

Date	Opponent		Score	Att.
* 02/13/18	at Ole Miss	W	75-64	6023
* 02/17/18	TEXAS A&M	W	94-75	18097
* 02/20/18	KENTUCKY	L	72-87	18083
* 02/24/18	at Alabama	W	76-73	15383
* 02/27/18	AUBURN	W	91-82	15733

\* = Conference game

Score by Periods	1st	2nd	Totals
Arkansas	207	201	408
Opponents	171	210	381

# LAST TEN GAMES STATISTICS »

RECORD:	OVERALL	HOME	AWAY	NEUTRAL
ALL GAMES	7-3	5-1	2-2	0-0
CONFERENCE	6-3	4-1	2-2	0-0
NON-CONFERENCE	1-0	1-0	0-0	0-0

#	Player	gp-gs	min	avg	Total		3-Point		F-Throw		Rebounds				pf	dq	a	to	blk	stl	pts	avg
					fg-fga	fg%	3fg-fga	3fg%	ft-fa	ft%	off	def	tot	avg								
04	Daryl Macon	10-8	296	29.6	60-123	.488	29-60	.483	44-51	.863	6	23	29	2.9	19	0	38	15	0	11	193	19.3
00	Jaylen Barford	10-10	304	30.4	54-140	.386	27-66	.409	21-26	.808	9	26	35	3.5	27	0	21	18	2	8	156	15.6
10	Daniel Gafford	10-9	216	21.6	50-85	.588	0-0	.000	26-51	.510	28	33	61	6.1	32	0	6	12	26	4	126	12.6
31	Anton Beard	10-10	296	29.6	27-73	.370	11-34	.324	16-27	.593	2	24	26	2.6	23	0	33	14	1	9	81	8.1
13	Dustin Thomas	9-6	173	19.2	20-38	.526	0-0	.000	12-16	.750	15	29	44	4.9	27	0	9	11	3	8	52	5.8
23	C.J. Jones	10-0	132	13.2	21-47	.447	8-25	.320	3-4	.750	1	9	10	1.0	7	0	3	2	0	3	53	5.3
20	Darius Hall	10-2	173	17.3	15-29	.517	4-8	.500	6-19	.316	9	29	38	3.8	19	1	8	9	4	5	40	4.0
01	Trey Thompson	10-1	202	20.2	13-31	.419	0-0	.000	8-9	.889	11	35	46	4.6	26	1	18	9	13	8	34	3.4
02	Adrio Bailey	6-2	57	9.5	5-9	.556	0-0	.000	4-5	.800	6	6	12	2.0	8	0	1	4	1	1	14	2.3
05	Arlando Cook	10-2	77	7.7	7-17	.412	0-0	.000	2-5	.400	3	8	11	1.1	5	0	0	5	0	3	16	1.6
22	Gabe Osabuohien	8-0	72	9.0	5-11	.455	0-1	.000	2-5	.400	2	12	14	1.8	12	0	4	8	2	2	12	1.5
15	Jonathan Holmes	4-0	2	0.5	1-2	.500	0-0	.000	0-0	.000	1	0	1	0.3	0	0	0	1	0	0	2	0.5
14	JT Plummer	1-0	0	0.0	0-0	.000	0-0	.000	0-0	.000	0	0	0	0.0	0	0	0	0	0	0	0	0.0
Team											18	19	37				6					
Total.....		10	2000		278-605	.460	79-194	.407	144-218	.661	111	253	364	36.4	205	2	141	114	52	62	779	77.9
Opponents.....		10	2000		229-570	.402	79-242	.326	202-267	.757	124	246	370	37.0	185	3	133	137	40	46	739	73.9

## TEAM STATISTICS

	AR	OPP
SCORING	779	739
Points per game	77.9	73.9
Scoring margin	+4.0	-
FIELD GOALS-ATT	278-605	229-570
Field goal pct	.460	.402
3 POINT FG-ATT	79-194	79-242
3-point FG pct	.407	.326
3-pt FG made per game	7.9	7.9
FREE THROWS-ATT	144-218	202-267
Free throw pct	.661	.757
F-Throws made per game	14.4	20.2
REBOUNDS	364	370
Rebounds per game	36.4	37.0
Rebounding margin	-0.6	-
ASSISTS	141	133
Assists per game	14.1	13.3
TURNOVERS	114	137
Turnovers per game	11.4	13.7
Turnover margin	+2.3	-
Assist/turnover ratio	1.2	1.0
STEALS	62	46
Steals per game	6.2	4.6
BLOCKS	52	40
Blocks per game	5.2	4.0
ATTENDANCE	102009	39439
Home games-Avg/Game	6-17002	4-9860
Neutral site-Avg/Game	-	0-0

Score by Periods	1st	2nd	Totals
Arkansas	377	402	779
Opponents	346	393	739

Date	Opponent		Score	Att.
01/27/18	OKLAHOMA STATE	w	66-65	18057
* 01/30/18	at Texas A&M	L	66-80	8761
* 02/03/18	at LSU	L	86-94	9272
* 02/06/18	SOUTH CAROLINA	w	81-65	14956
* 02/10/18	VANDERBILT	w	72-54	17083
* 02/13/18	at Ole Miss	w	75-64	6023
* 02/17/18	TEXAS A&M	w	94-75	18097
* 02/20/18	KENTUCKY	L	72-87	18083
* 02/24/18	at Alabama	w	76-73	15383
* 02/27/18	AUBURN	w	91-82	15733

\* = Conference game

RECORD:	OVERALL	HOME	AWAY	NEUTRAL
ALL GAMES	15-2	15-2	0-0	0-0
CONFERENCE	7-2	7-2	0-0	0-0
NON-CONFERENCE	8-0	8-0	0-0	0-0





#	Player	gp-gs	min	avg	Total		3-Point		F-Throw		Rebounds				pf	dq	a	to	blk	stl	pts	avg
					fg-fga	fg%	3fg-fga	3fg%	ft-fa	ft%	off	def	tot	avg								
00	Jaylen Barford	17-17	517	30.4	112-234	.479	45-96	.469	50-73	.685	17	49	66	3.9	38	0	50	25	5	20	319	18.8
04	Daryl Macon	17-14	514	30.2	89-187	.476	49-105	.467	72-84	.857	5	37	42	2.5	32	0	80	29	2	17	299	17.6
10	Daniel Gafford	17-12	389	22.9	93-145	.641	0-0	.000	46-88	.523	38	74	112	6.6	56	2	15	20	53	12	232	13.6
31	Anton Beard	17-17	509	29.9	55-140	.393	20-63	.317	33-47	.702	7	36	43	2.5	44	1	57	20	2	15	163	9.6
23	C.J. Jones	17-0	278	16.4	50-105	.476	24-60	.400	7-11	.636	2	28	30	1.8	16	0	9	6	3	4	131	7.7
13	Dustin Thomas	12-9	212	17.7	24-46	.522	0-0	.000	14-23	.609	14	40	54	4.5	34	1	15	10	1	10	62	5.2
20	Darius Hall	17-3	247	14.5	25-58	.431	5-18	.278	24-36	.667	15	35	50	2.9	36	1	10	21	5	12	79	4.6
01	Trey Thompson	17-5	296	17.4	26-49	.531	0-0	.000	10-16	.625	27	51	78	4.6	40	0	21	19	13	13	62	3.6
02	Adrio Bailey	15-7	191	12.7	20-33	.606	0-0	.000	8-14	.571	9	18	27	1.8	26	0	11	11	10	6	48	3.2
05	Arlando Cook	14-1	153	10.9	13-23	.565	0-0	.000	4-7	.571	8	19	27	1.9	9	0	6	8	0	5	30	2.1
22	Gabe Osabuohien	11-0	101	9.2	8-17	.471	0-3	.000	1-7	.143	5	12	17	1.5	15	0	5	8	3	1	17	1.5
15	Jonathan Holmes	9-0	13	1.4	4-11	.364	1-5	.200	1-2	.500	1	1	2	0.2	1	0	1	1	0	1	10	1.1
14	JT Plummer	6-0	5	0.8	0-0	.000	0-0	.000	0-0	.000	0	0	0	0.0	0	0	0	0	0	0	0	0.0
Team											26	18	44		1		5					
Total.....		17	3425		519-1048	.495	144-350	.411	270-408	.662	174	418	592	34.8	348	5	280	183	97	116	1452	85.4
Opponents.....		17	3425		412-993	.415	126-403	.313	288-401	.718	205	405	610	35.9	350	11	224	259	44	75	1238	72.8

TEAM STATISTICS	AR	OPP	Date	Opponent	Score	Att.
SCORING	1452	1238	11/10/17	SAMFORD	w 95-56	13407
Points per game	85.4	72.8	11/12/17	BUCKNELL	w 101-73	13404
Scoring margin	+12.6	-	11/17/17	FRESNO STATE	w 83-75	15051
FIELD GOALS-ATT	519-1048	412-993	12/05/17	COLORADO STATE	w 92-66	13634
Field goal pct	.495	.415	12/09/17	MINNESOTA	w 95-79	17583
3 POINT FG-ATT	144-350	126-403	12/19/17	ORAL ROBERTS	w 104-69	13945
3-point FG pct	.411	.313	12/27/17	CSU BAKERSFIELD	w 95-68	15829
3-pt FG made per game	8.5	7.4	* 12/30/17	TENNESSEE	Wot 95-93	18696
FREE THROWS-ATT	270-408	288-401	* 01/10/18	LSU	L 54-75	15199
Free throw pct	.662	.718	* 01/13/18	MISSOURI	w 65-63	18297
F-Throws made per game	15.9	16.9	* 01/20/18	OLE MISS	w 97-93	18030
REBOUNDS	592	610	01/27/18	OKLAHOMA STATE	w 66-65	18057
Rebounds per game	34.8	35.9	* 02/06/18	SOUTH CAROLINA	w 81-65	14956
Rebounding margin	-1.1	-	* 02/10/18	VANDERBILT	w 72-54	17083
ASSISTS	280	224	* 02/17/18	TEXAS A&M	w 94-75	18097
Assists per game	16.5	13.2	* 02/20/18	KENTUCKY	L 72-87	18083
TURNOVERS	183	259	* 02/27/18	AUBURN	w 91-82	15733
Turnovers per game	10.8	15.2				
Turnover margin	+4.5	-				
Assist/turnover ratio	1.5	0.9				
STEALS	116	75				
Steals per game	6.8	4.4				
BLOCKS	97	44				
Blocks per game	5.7	2.6				
ATTENDANCE	275084	0				
Home games-Avg/Game	17-16181	0-0				
Neutral site-Avg/Game	-	0-0				

\* = Conference game

Score by Periods	1st	2nd	OT	Totals
Arkansas	711	719	22	1452
Opponents	571	647	20	1238



0		JAYLEN <b>BARFORD</b> ■ SR ■ G ■ 6-3 ■ 202 Jackson, Tenn. ■ Motlow State CC	<table><tr><th>YEAR</th><th>GP/GS</th><th>PPG</th><th>APG</th><th>RPG</th><th>FG%</th><th>3FG%</th><th>FT%</th></tr><tr><td>2017-18</td><td>30/30</td><td>18.1</td><td>2.7</td><td>3.9</td><td>.472</td><td>.437</td><td>.700</td></tr><tr><td>Career</td><td>66/60</td><td>15.2</td><td>2.3</td><td>3.8</td><td>.456</td><td>.370</td><td>.726</td></tr></table>	YEAR	GP/GS	PPG	APG	RPG	FG%	3FG%	FT%	2017-18	30/30	18.1	2.7	3.9	.472	.437	.700	Career	66/60	15.2	2.3	3.8	.456	.370	.726	<ul style="list-style-type: none"><li>Is second in the SEC in scoring at 18.1 points per game.</li><li>Has 17 career 20-point games, including 10 on the road.</li><li>Named to preseason coaches All-SEC second team.</li><li>Named to PK80 Victory Bracket All-Tournament team after averaging 21.3 points per game.</li></ul>	<b>CAREER HIGHS</b> PTS: 28 - (2x), last at Florida (01/17/18) AST: 6 - (2x), last vs. Samford (11/10/17) REB: 10 - Auburn (02/27/18) STL: 5 - Oral Roberts (12/19/17)
YEAR	GP/GS	PPG	APG	RPG	FG%	3FG%	FT%																						
2017-18	30/30	18.1	2.7	3.9	.472	.437	.700																						
Career	66/60	15.2	2.3	3.8	.456	.370	.726																						
1		TREY <b>THOMPSON</b> ■ SR ■ F ■ 6-9 ■ 265 Madison, Ark. ■ Forrest City HS	<table><tr><th>YEAR</th><th>GP/GS</th><th>PPG</th><th>RPG</th><th>BPG</th><th>APG</th><th>FG%</th><th>FT%</th></tr><tr><td>2017-18</td><td>30/9</td><td>3.4</td><td>4.2</td><td>0.9</td><td>1.7</td><td>.506</td><td>.630</td></tr><tr><td>Career</td><td>109/10</td><td>2.6</td><td>3.4</td><td>0.8</td><td>1.3</td><td>.559</td><td>.611</td></tr></table>	YEAR	GP/GS	PPG	RPG	BPG	APG	FG%	FT%	2017-18	30/9	3.4	4.2	0.9	1.7	.506	.630	Career	109/10	2.6	3.4	0.8	1.3	.559	.611	<ul style="list-style-type: none"><li>Second on the team with 125 boards, including 36 offensive.</li><li>Second on team with 109 games played as a Razorback.</li><li>Leads all Arkansas forwards with 50 assists.</li><li>Has at least one block in nine of the last 11 games, totalling 15 total in that span.</li></ul>	<b>CAREER HIGHS</b> PTS: 13 - LSU (02/23/16) REB: 11 - (2x), last vs. Bucknell (11/12/17) BLK: 4 - Texas Tech (01/30/16) AST: 6 - Texas A&M (02/22/17)
YEAR	GP/GS	PPG	RPG	BPG	APG	FG%	FT%																						
2017-18	30/9	3.4	4.2	0.9	1.7	.506	.630																						
Career	109/10	2.6	3.4	0.8	1.3	.559	.611																						
2		ADRIO <b>BAILEY</b> ■ SO ■ F ■ 6-6 ■ 204 Campti, La. ■ Lakeview HS	<table><tr><th>YEAR</th><th>GP/GS</th><th>PPG</th><th>RPG</th><th>BPG</th><th>APG</th><th>FG%</th><th>FT%</th></tr><tr><td>2017-18</td><td>26/12</td><td>4.1</td><td>2.7</td><td>0.5</td><td>0.6</td><td>.568</td><td>.556</td></tr><tr><td>Career</td><td>53/14</td><td>3.0</td><td>2.0</td><td>0.5</td><td>0.4</td><td>.567</td><td>.457</td></tr></table>	YEAR	GP/GS	PPG	RPG	BPG	APG	FG%	FT%	2017-18	26/12	4.1	2.7	0.5	0.6	.568	.556	Career	53/14	3.0	2.0	0.5	0.4	.567	.457	<ul style="list-style-type: none"><li>Recorded a career-high 15 pts in the season opener.</li><li>Is second on the team with 15 dunks. Had four vs. Troy.</li><li>Had career-high 5 blocks against North Carolina.</li><li>Started 12 games, including first 7, after making 2 starts last year.</li><li>Has 16 asts in 26 games, only totaled 7 last yr in 27 games.</li></ul>	<b>CAREER HIGHS</b> PTS: 15 - Samford (11/10/17) REB: 7 - (2x), last vs. Oklahoma (11/23/17) BLK: 5 - North Carolina (11/24/17) AST: 3 - Fresno State (11/17/17)
YEAR	GP/GS	PPG	RPG	BPG	APG	FG%	FT%																						
2017-18	26/12	4.1	2.7	0.5	0.6	.568	.556																						
Career	53/14	3.0	2.0	0.5	0.4	.567	.457																						
3		KHALIL <b>GARLAND</b> ■ FR ■ G ■ 6-5 ■ 198 Little Rock, Ark. ■ Parkview HS	<table><tr><th>YEAR</th><th>GP/GS</th><th>PPG</th><th>APG</th><th>SPG</th><th>FG%</th><th>3FG%</th><th>FT%</th></tr><tr><td>2017-18</td><td>--/--</td><td>--</td><td>--</td><td>--</td><td>--</td><td>--</td><td>--</td></tr><tr><td>Career</td><td>--/--</td><td>--</td><td>--</td><td>--</td><td>--</td><td>--</td><td>--</td></tr></table>	YEAR	GP/GS	PPG	APG	SPG	FG%	3FG%	FT%	2017-18	--/--	--	--	--	--	--	--	Career	--/--	--	--	--	--	--	--	<ul style="list-style-type: none"><li>Ranked the No. 2 player in the state of Arkansas.</li><li>Tabbed a 4-star and No. 55 overall guard by ESPN.</li><li>Will redshirt the 2017-18 season.</li></ul>	<b>CAREER HIGHS</b> PTS: AST: REB: 3FGM:
YEAR	GP/GS	PPG	APG	SPG	FG%	3FG%	FT%																						
2017-18	--/--	--	--	--	--	--	--																						
Career	--/--	--	--	--	--	--	--																						
4		DARYL <b>MACON</b> ■ SR ■ G ■ 6-3 ■ 185 Little Rock, Ark. ■ Holmes CC	<table><tr><th>YEAR</th><th>GP/GS</th><th>PPG</th><th>APG</th><th>RPG</th><th>FG%</th><th>3FG%</th><th>FT%</th></tr><tr><td>2017-18</td><td>30/25</td><td>17.3</td><td>4.0</td><td>2.8</td><td>.465</td><td>.443</td><td>.857</td></tr><tr><td>Career</td><td>66/46</td><td>15.2</td><td>3.0</td><td>2.7</td><td>.459</td><td>.416</td><td>.862</td></tr></table>	YEAR	GP/GS	PPG	APG	RPG	FG%	3FG%	FT%	2017-18	30/25	17.3	4.0	2.8	.465	.443	.857	Career	66/46	15.2	3.0	2.7	.459	.416	.862	<ul style="list-style-type: none"><li>Is 28-29 at the FT line in the final minute and OT this year.</li><li>Is the only player school history to win 3 SEC POW honors in a season and 4 in a career.</li><li>First Razorback since Corliss Williamson (1993-94) to record 7 straight 20-point games in a season. Corliss had 8.</li></ul>	<b>CAREER HIGHS</b> PTS: 33 - Tennessee (12/30/17) AST: 8 - (3x), last vs. Missouri (01/13/18) STL: 4 - Fort Wayne (11/11/16) 3FGM: 6 - (2x), last vs. Oklahoma (11/23/17)
YEAR	GP/GS	PPG	APG	RPG	FG%	3FG%	FT%																						
2017-18	30/25	17.3	4.0	2.8	.465	.443	.857																						
Career	66/46	15.2	3.0	2.7	.459	.416	.862																						
5		ARLANDO <b>COOK</b> ■ SR ■ F ■ 6-8 ■ 215 St. Louis, Mo. ■ Connors State College	<table><tr><th>YEAR</th><th>GP/GS</th><th>PPG</th><th>RPG</th><th>BPG</th><th>APG</th><th>FG%</th><th>FT%</th></tr><tr><td>2017-18</td><td>23/2</td><td>1.8</td><td>1.8</td><td>0.1</td><td>0.3</td><td>.429</td><td>.455</td></tr><tr><td>Career</td><td>59/9</td><td>2.4</td><td>2.1</td><td>0.3</td><td>0.3</td><td>.435</td><td>.604</td></tr></table>	YEAR	GP/GS	PPG	RPG	BPG	APG	FG%	FT%	2017-18	23/2	1.8	1.8	0.1	0.3	.429	.455	Career	59/9	2.4	2.1	0.3	0.3	.435	.604	<ul style="list-style-type: none"><li>Has 2+ rebounds in 12 of 23 games played this year.</li><li>Had 7 pts, 3 rebs and 1 steal vs. Auburn in 20 minutes.</li><li>Played 15 mins vs. CSU in first game back, tallying 4 rebs.</li><li>Averaged 2.8 points and 2.3 rebounds per game last year.</li><li>Ranked the No. 6 junior college transfer in 2016 class.</li></ul>	<b>CAREER HIGHS</b> PTS: 9 - Southern Illinois (11/14/16) REB: 7 - at Texas A&M (01/17/17) BLK: 3 - (5x), last vs. Sam Houston St. (12/20/16) AST: 2 - (4x), last vs. Colorado St. (12/05/17)
YEAR	GP/GS	PPG	RPG	BPG	APG	FG%	FT%																						
2017-18	23/2	1.8	1.8	0.1	0.3	.429	.455																						
Career	59/9	2.4	2.1	0.3	0.3	.435	.604																						
10		DANIEL <b>GAFFORD</b> ■ FR ■ F ■ 6-11 ■ 234 El Dorado, Ark. ■ El Dorado HS	<table><tr><th>YEAR</th><th>GP/GS</th><th>PPG</th><th>RPG</th><th>BPG</th><th>APG</th><th>FG%</th><th>FT%</th></tr><tr><td>2017-18</td><td>30/21</td><td>11.9</td><td>6.2</td><td>2.1</td><td>0.8</td><td>.603</td><td>.531</td></tr><tr><td>Career</td><td>30/21</td><td>11.9</td><td>6.2</td><td>2.1</td><td>0.8</td><td>.603</td><td>.531</td></tr></table>	YEAR	GP/GS	PPG	RPG	BPG	APG	FG%	FT%	2017-18	30/21	11.9	6.2	2.1	0.8	.603	.531	Career	30/21	11.9	6.2	2.1	0.8	.603	.531	<ul style="list-style-type: none"><li>Named SEC Freshman of the Week on Dec. 11, Jan. 22 and Feb. 18.</li><li>Averaging 12.2 ppg and 6.4 rpg in SEC play this season.</li><li>Has more dunks than six SEC teams (65).</li><li>Had 21 points, 10 rebounds, 7 blocks and 7 dunks vs. Auburn.</li><li>Went 8-of-8 against Minnesota for 16 pts, 7 rebs and 6 blocks.</li></ul>	<b>CAREER HIGHS</b> PTS: 25 - Fresno State (11/17/17) AST: 4 - Oral Roberts (12/19/17) REB: 12 - CSU Bakersfield (12/27/17) BLK: 7 - (2x) last vs. Auburn (02/27/18)
YEAR	GP/GS	PPG	RPG	BPG	APG	FG%	FT%																						
2017-18	30/21	11.9	6.2	2.1	0.8	.603	.531																						
Career	30/21	11.9	6.2	2.1	0.8	.603	.531																						
13		DUSTIN <b>THOMAS</b> ■ SR ■ F ■ 6-8 ■ 225 Texarkana, Texas ■ University of Colorado	<table><tr><th>YEAR</th><th>GP/GS</th><th>PPG</th><th>RPG</th><th>BPG</th><th>SPG</th><th>FG%</th><th>FT%</th></tr><tr><td>2017-18</td><td>25/16</td><td>5.1</td><td>4.2</td><td>0.1</td><td>0.8</td><td>.522</td><td>.673</td></tr><tr><td>Career</td><td>128/60</td><td>4.6</td><td>3.2</td><td>0.2</td><td>0.5</td><td>.466</td><td>.640</td></tr></table>	YEAR	GP/GS	PPG	RPG	BPG	SPG	FG%	FT%	2017-18	25/16	5.1	4.2	0.1	0.8	.522	.673	Career	128/60	4.6	3.2	0.2	0.5	.466	.640	<ul style="list-style-type: none"><li>Finished one point shy of his first career double-double against OSU, finishing with 9 pts, 10 rebs, 3 asts and 2 steals.</li><li>Has 17 3-plus reb efforts in 25 games this season.</li><li>Averaging 4.2 rebounds per game this season.</li><li>Started 27 games last year as a redshirt junior.</li></ul>	<b>CAREER HIGHS</b> PTS: 17 - USC (01/04/15) REB: 10 - (2x) last vs. Kentucky (02/20/18) BLK: 2 - (3x), last at Texas A&M (01/30/18) STL: 3 - (3x), last vs. Oklahoma State (01/27/18)
YEAR	GP/GS	PPG	RPG	BPG	SPG	FG%	FT%																						
2017-18	25/16	5.1	4.2	0.1	0.8	.522	.673																						
Career	128/60	4.6	3.2	0.2	0.5	.466	.640																						
20		DARIOUS <b>HALL</b> ■ FR ■ F ■ 6-6 ■ 210 Little Rock, Ark. ■ Mills University Studies HS	<table><tr><th>YEAR</th><th>GP/GS</th><th>PPG</th><th>RPG</th><th>SPG</th><th>FG%</th><th>3FG%</th><th>FT%</th></tr><tr><td>2017-18</td><td>30/5</td><td>4.8</td><td>3.2</td><td>0.5</td><td>.520</td><td>.407</td><td>.536</td></tr><tr><td>Career</td><td>30/5</td><td>4.8</td><td>3.2</td><td>0.5</td><td>.520</td><td>.407</td><td>.536</td></tr></table>	YEAR	GP/GS	PPG	RPG	SPG	FG%	3FG%	FT%	2017-18	30/5	4.8	3.2	0.5	.520	.407	.536	Career	30/5	4.8	3.2	0.5	.520	.407	.536	<ul style="list-style-type: none"><li>Recorded his first career double-double at Ole Miss, scoring 14 points, 11 rebounds and three assists in 22 minutes.</li><li>Named 3X All-State and 2017 5A State Tournament MVP.</li><li>Ranked the No. 4 player in the state of Arkansas.</li><li>Earned a four-star rating by ESPN.</li></ul>	<b>CAREER HIGHS</b> PTS: 14 - (2x), last at Ole Miss (02/13/18) AST: 3 - (2x), last at Ole Miss (02/13/18) REB: 11 - Ole Miss (02/13/18) BLK: 2 - Bucknell (11/12/17)
YEAR	GP/GS	PPG	RPG	SPG	FG%	3FG%	FT%																						
2017-18	30/5	4.8	3.2	0.5	.520	.407	.536																						
Career	30/5	4.8	3.2	0.5	.520	.407	.536																						
22		GABE <b>OSABUOHEN</b> ■ FR ■ F ■ 6-8 ■ 219 Toronto, Canada ■ Southwest Christian Aca.	<table><tr><th>YEAR</th><th>GP/GS</th><th>PPG</th><th>APG</th><th>BPG</th><th>SPG</th><th>FG%</th><th>FT%</th></tr><tr><td>2017-18</td><td>16/0</td><td>1.4</td><td>0.4</td><td>0.2</td><td>0.2</td><td>.455</td><td>.200</td></tr><tr><td>Career</td><td>16/0</td><td>1.4</td><td>0.4</td><td>0.2</td><td>0.2</td><td>.455</td><td>.200</td></tr></table>	YEAR	GP/GS	PPG	APG	BPG	SPG	FG%	FT%	2017-18	16/0	1.4	0.4	0.2	0.2	.455	.200	Career	16/0	1.4	0.4	0.2	0.2	.455	.200	<ul style="list-style-type: none"><li>Has taken 8 of the teams' 41 charges this season.</li><li>Ranked the No. 5 player in the state of Arkansas.</li><li>Ranked the No. 63 small forward by 247Sports.</li><li>Played for Team Loaded N. Carolina on the Adidas Circuit.</li></ul>	<b>CAREER HIGHS</b> PTS: 6 - Texas A&M (02/17/18) AST: 2 - South Carolina (02/06/18) REB: 4 - South Carolina (02/06/18) BLK: 1 - (3x), last vs. Texas A&M (02/17/18)
YEAR	GP/GS	PPG	APG	BPG	SPG	FG%	FT%																						
2017-18	16/0	1.4	0.4	0.2	0.2	.455	.200																						
Career	16/0	1.4	0.4	0.2	0.2	.455	.200																						
23		C.J. <b>JONES</b> ■ SO ■ G ■ 6-5 ■ 175 Birmingham, Ala. ■ Central Park Christian	<table><tr><th>YEAR</th><th>GP/GS</th><th>PPG</th><th>APG</th><th>SPG</th><th>FG%</th><th>3FG%</th><th>FT%</th></tr><tr><td>2017-18</td><td>30/0</td><td>7.0</td><td>0.5</td><td>0.3</td><td>.439</td><td>.391</td><td>.810</td></tr><tr><td>Career</td><td>51/0</td><td>5.1</td><td>0.4</td><td>0.2</td><td>.445</td><td>.403</td><td>.786</td></tr></table>	YEAR	GP/GS	PPG	APG	SPG	FG%	3FG%	FT%	2017-18	30/0	7.0	0.5	0.3	.439	.391	.810	Career	51/0	5.1	0.4	0.2	.445	.403	.786	<ul style="list-style-type: none"><li>156 of his 260 career points have come from deep.</li><li>Has 10 double-figure scoring efforts through 30 games, after having totaling just two last year in 21 games.</li><li>Had made multiple three-pointers 12 times this season.</li></ul>	<b>CAREER HIGHS</b> PTS: 19 - (2x), last vs. Colorado St. (12/05/17) AST: 2 - (4x), last at Auburn (01/06/18) STL: 1 - (8x), last vs. Auburn (02/27/18) 3FGM: 5 - (2x), last vs. Oral Roberts (12/19/17)
YEAR	GP/GS	PPG	APG	SPG	FG%	3FG%	FT%																						
2017-18	30/0	7.0	0.5	0.3	.439	.391	.810																						
Career	51/0	5.1	0.4	0.2	.445	.403	.786																						
31		ANTON <b>BEARD</b> ■ SR ■ G ■ 6-0 ■ 185 North Little Rock, Ark. ■ North Little Rock HS	<table><tr><th>YEAR</th><th>GP/GS</th><th>PPG</th><th>RPG</th><th>SPG</th><th>FG%</th><th>3FG%</th><th>FT%</th></tr><tr><td>2017-18</td><td>30/30</td><td>9.5</td><td>2.5</td><td>0.9</td><td>.389</td><td>.321</td><td>.737</td></tr><tr><td>Career</td><td>124/58</td><td>7.3</td><td>2.2</td><td>1.0</td><td>.383</td><td>.331</td><td>.702</td></tr></table>	YEAR	GP/GS	PPG	RPG	SPG	FG%	3FG%	FT%	2017-18	30/30	9.5	2.5	0.9	.389	.321	.737	Career	124/58	7.3	2.2	1.0	.383	.331	.702	<ul style="list-style-type: none"><li>Scored 10+ points in 17 of 30 games.</li><li>Has played in a team-high 124 games as a Razorback.</li><li>Has multiple rebs in 23 games, including 16 games of 3+.</li><li>Named to SEC All-Freshman team in 2014-15.</li></ul>	<b>CAREER HIGHS</b> PTS: 18 - Georgia (01/23/16) AST: 7 - LSU (01/21/17) STL: 5 - Milwaukee (12/22/14) 3FGM: 4 - Ole Miss (02/14/15)
YEAR	GP/GS	PPG	RPG	SPG	FG%	3FG%	FT%																						
2017-18	30/30	9.5	2.5	0.9	.389	.321	.737																						
Career	124/58	7.3	2.2	1.0	.383	.331	.702																						
HC		 1980-82 - Student-Athlete  1982-85 - Volunteer Assistant  1985-89 - Volunteer Assistant 1989-00 - Assistant Coach 2000-02 - Assistant Head Coach  2002-06 - Head Coach 89-41 (.680)  2006-11 - Head Coach 111-57 (.660)  2011-Present - Head Coach 149-83 (.642)																											