

2017-18 UCONN BASKETBALL



Game #6
Sunday, November 26, 2017
Moda Center, Portland, Ore.
3 p.m. (EST)

**UConn
Huskies**
4-1 overall
0-0 American

VS.



**Arkansas
Razorbacks**
4-1 overall
0-0 SEC



UCONN BASKETBALL SCHEDULE/RESULTS

Date	Opponent	TV	Time/Result
Wed Oct. 25	Providence (exhib.) (Mohegan)	Fox Sports Go	L, 76-90
Mon Oct. 30	Merrimack (exhib.) (XL)	uconnhuskies.com	W, 79-63
Sun Nov. 5	Queens College (exhib.) (GP)	uconnhuskies.com	W, 100-43

NOVEMBER

Fri 10	Colgate (GP)	SNY	W, 70-58
Tue 14	Stony Brook (XL)	SNY	W, 72-64
Sun 19	Boston University (XL)	SNY	W, 85-66

PK80-Phil Knight Invit., Moda Center-Veterans Mem. Coliseum, Portland, Ore.

Thu 23	vs. ARV/ARV Oregon	ESPNU	W, 71-63
Fri 24	vs. #4/#5 Michigan State	ESPN	L, 57-77
Sun 26	vs. Arkansas	ESPN	3 pm
Wed 29	Columbia (GP)	SNY	7 pm

DECEMBER

Sat 2	Monmouth (XL)	SNY	4 pm
-------	---------------	-----	------

Jimmy V Classic, Madison Square Garden, New York, N.Y.

Tue 5	vs. Syracuse	ESPN	9 pm
Sat 9	Coppin State (GP)	ESPNNews	2 pm
Thu 21	at Arizona	ESPN2	9 pm
Sat 23	at Auburn	ESPN2	2:30 pm
Sat 30	*Wichita State	CBS	noon

JANUARY

Wed 3	*at Tulsa	ESPNNews	7 pm
Sat 6	*ECU (XL)	ESPNNews	noon
Wed 10	*UCF (GP)	CBS SN	7 pm
Sat 13	*at Tulane	ESPNNews	1 pm
Tue 16	*at Memphis	CBS SN	9 pm
Sat 20	Villanova (XL)	CBS	noon
Thu 25	*SMU (GP)	CBS SN	7 pm
Sun 28	*at Temple	ESPN2	8 pm
Wed 31	*at UCF	CBS SN	9 pm

FEBRUARY

Sat 3	*Cincinnati (GP)	ESPN/ESPN2	noon
Wed 7	*USF (GP)	ESPNU	7 pm
Sat 10	*at Wichita State	ESPN/ESPN2	TBD
Thu 15	*Tulsa (XL)	ESPNU	7 pm
Sun 18	*at ECU	ESPNNews	3 pm
Thu 22	*at Cincinnati	ESPN/ESPN2	7 pm
Sun 25	*Memphis (GP)	ESPN/ESPNU	2/4 pm
Wed 28	*Temple (GP)	CBS SN	7 pm

MARCH

Sun 4	*at Houston	CBS SN	4 pm
-------	-------------	--------	------

American Athletic Conference Championship

Amway Center, Orlando, Fla.

Thu-Sun 8-11	AAC Championship	ESPN Network	TBD
--------------	------------------	--------------	-----

*— American Athletic Conference Opponent

GP - Gampel Pavilion, Storrs, Conn.; XL - XL Center, Hartford, Conn.

All times Eastern Standard

TODAY'S GAME

The UConn men's basketball team finishes play in the PK80 -- the Phil Knight Invitational -- against Arkansas at the Moda Center in Portland in the game for third place in the Victory Bracket of the tournament. The contest is scheduled for a 3 p.m. (EST) tipoff (or 20 minutes after the finish of the Texas-Gonzaga game) and will be televised on ESPN.

UConn (4-1) is coming off its first loss of the season, a 77-57 decision against #4 Michigan State in the PK80 semifinals at Veterans Memorial Coliseum on Friday. The Huskies are led by three double-figure scorers -- junior Jalen Adams (17.3), redshirt junior Terry Larrier (17.2) and redshirt freshman Alterique Gilbert (10.6). Larrier is the team's top rebounder (6.0), while Gilbert is the leader in assists (3.4).

Arkansas (4-1), out of the SEC, also suffered its first loss of the season in Friday's semifinals, bowing to North Carolina, 87-68. The Razorbacks are led in scoring by seniors Jaylen Barford (20.2) and Daryl Macon (16.4). Senior Dustin Thomas (6.5) and freshman Daniel Gafford (5.8) are the top rebounders and Barford and senior Anton Beard lead in assists (3.4).

All-time series: UConn leads, 3-0

Last UConn win: 75-62, 12/3/11, XL Center, Hartford, Conn.

BROADCAST INFORMATION

TELEVISION

ESPN

Roxy Bernstein (play-by-play)

Bill Walton (analyst)

Jeff Goodman (sideline)

RADIO

UConn IMG Sports

Radio Network

Joe D'Ambrosio (pbp)

Wayne Norman (analyst)

WTIC-Hartford (1080-AM)

WILI-Willimantic (1400-AM, 95.3-FM)

WELI-New Haven (960-AM)

WGCH-Greenwich (1490-AM)

HUSKY BITES

⇒ **Kevin Ollie** is in his sixth season as the 18th head coach of the UConn men's basketball program, with a career record of 117-62. He reached 50 victories faster than any coach in UConn history, was the second-fastest to 100, and is already fifth on the all-time list of UConn coaching victories. His .654 winning percentage ranks fourth among UConn coaches who have coached over 25 games.

⇒ This is the 13th consecutive season that **UConn** has played in a November tournament. In the previous 12, UConn had a 30-9 record, including 5 championships -- the 2005 Maui Invitational, the 2006 Hispanic College Fund Classic, the 2008 Paradise Jam, the 2010 Maui Invitational and the 2013 2K Sports Classic.

⇒ **UP NEXT:** UConn will return home to continue the non-conference portion of its schedule, playing host to Columbia, from the Ivy League, on Wednesday, Nov. 29, at Gampel Pavilion in Storrs. The game is scheduled for a 7 p.m. tipoff and will be televised by SNY.

FOR MORE INFO ON UCONN BASKETBALL PLEASE CONTACT: PHIL CHARDIS

Assistant Director of Communications

phil.chardis@uconn.edu; twitter: @UConnMBB

Office: 860-486-3531; Mobile: 860-771-3314



2017-2018 University of Connecticut Basketball Media Notes
November 26, 2017 vs. Arkansas
UConnHuskies.com





UConn INFORMATION

Location.....**Storrs, Conn.**
 Enrollment.....**30,474**
 Founded.....**1881**
 President.....**Susan Herbst**
 Ath. Director.....**David Benedict**
 Conference.....**American Athletic Conference**
 Home Courts.....
Gampel Pavilion (10,167)
XL Center (15,564)
 Nickname.....**Huskies**
 Colors.....**National Flag Blue (Navy) & White**
 Website.....**uconnhuskies.com**
 Twitter.....**@UConnMBB**

TEAM INFORMATION

2016-17 overall record.....**16-17**
 2016-17 conference record
 (American Athletic).....**9-9 (T-5th)**
 2017 AAC Championship.....**2-1**
 Starters returning/lost.....**1/4**
 Scholarship players returning/lost.....**5/6**
 Office phone.....**860-486-2720**

COACHING STAFF

Head coach.....
Kevin Ollie (UConn '95)
 Record at school/years...**116-62/5+**
 Career record/years.....**same**
 Associate Head Coach.....
Raphael Chillious (Lafayette '96)
 Assistant Coaches.....
Ricky Moore (UConn '99)
Dwayne Killings (Hampton '03)
 Director of Administration.....
Kevin Freeman (UConn '06)
 Dr. of Scouting-Video.....
Tony Vasaturo (UCF '14)

ATHLETIC COMMUNICATIONS

Assistant Director/
 Primary Basketball Contact.....
Phil Chardis
 Email.....**phil.chardis@uconn.edu**
 Office phone.....**860-486-3531**
 Mobile phone.....**860-771-3314**
 Secondary Contact.....**Steve Lewis**
 Email.....**steven.l.lewis@uconn.edu**
 Office phone.....**860-486-3531**
 Mobile phone.....**203-232-3454**

2017-18 UCONN BASKETBALL ROSTER

#	Name	Yr.	Pos.	Ht.	Wt.	Hometown/Last School
0	Antwoine Anderson	Gr.	G	6-2	170	Rochester, N.Y./Fordham University
1	Christian Vital	So.	G	6-2	178	Queens Village, N.Y. /St. Thomas More
3	Alterique Gilbert	R-Fr.	G	6-0	171	Richmond, Va./Miller Grove HS (Ga.)
4	Jalen Adams	Jr.	G	6-3	195	Roxbury, Mass./Brewster Academy (N.H.)
5	Isaiah Whaley	Fr.	F	6-8	190	Gastonia, N.C./Mt. Zion Prep
11	Kwintin Williams	So.	F	6-7	211	Anchorage, Alaska/Pima CC
12	Tyler Polley	Fr.	F	6-8	190	Miramar, Fla./The Sagemont School
15	Sidney Wilson*	Fr.	G/F	6-7	183	Bronx, N.Y./St. John's
21	Mamadou Diarra	R-Fr.	F	6-8	217	Queens, N.Y./Putnam (Ct.) Science Academy
22	Terry Larrier	R-Jr.	G/F	6-8	185	Bronx, N.Y./Va. Commonwealth
23	Eric Cobb	Jr.	F	6-9	280	Jacksonville, Fla./Chipola College
24	Christian Foxen	Sr.	F	6-8	225	Rocky Hill, Conn./South Kent Prep
25	Jash Carlton	Fr.	F	6-9	242	Winterville, N.C./DeMatha HS
31	Michael Noyes	Gr.	G	6-0	190	Granby, Conn./Granby HS
34	David Onuorah	Gr.	F	6-9	249	Lithonia, Ga./Cornell University
45	Temi Aiyegbusi	So.	G	6-4	206	Conshohocken, Pa./St. Joseph's Prep

* -- transfer student

COACHING STAFF:

Head Coach: KEVIN OLLIE, 6th season as HC, 8th season at UConn (UConn '95)
Associate Head Coach: RAPHAEL CHILLIOUS, 1st season at UConn (Lafayette '96)
Assistant Coach: RICKY MOORE, 6th season at UConn (UConn '99)
Assistant Coach: DWAYNE KILLINGS, 2nd season at UConn (Hampton '03)
Director of Basketball Administration: KEVIN FREEMAN, 7th season at UConn (UConn '06)
Director of Scouting-Video: TONY VASATURO, 1st season at UConn (UCF '14, UCF '16)
Director of Strength & Conditioning: ED STREIT, 1st season at UConn (Illinois St. '12)
Athletic Trainer: JAMES DORAN, 13th season at UConn (San Diego St. '98; Wyoming '00)

PRONUNCIATIONS:

Mamadou Diarra (MOM-ahh-do Dee-AHH-ra) Alterique Gilbert (AL-terr-eek)
 Terry Larrier (LARRY-err) Christian Vital (Vih-TAL)
 David Onuorah (On-OAR-rah) Temi Aiyegbusi (TAY-me EYE-egg-boo-si)

NEUTRAL SITE GAMES: UConn has more than held its own in neutral-site games over the last 15+ years. During that time span, the Huskies have an overall record of 72-31 (.699) in neutral-site games, including a spotless 14-0 mark in 2010-11 and a 10-1 record in 2013-14, two NCAA National Championship seasons. UConn coach Kevin Ollie is 26-13 (.667) in neutral-site games during his career as head coach. Last season, the Huskies posted a 2-2 record in neutral-site contests and they are 1-1 this season. UConn will play two more neutral-site games during the 2017-18 regular

season, today in the PK80 and against Syracuse on Dec. 5 in the Jimmy V Classic at Madison Square Garden.

WELCOME TO OREGON: The PK80 will mark the first time UConn has ever played in the state of Oregon. The Huskies have played two teams from Oregon at neutral sites, topping Portland in the 1974 Show-Me Classic in Columbia, Mo., and bowing to Oregon last season in the 2016 Maui Invitational, before defeating Oregon on Thursday at the Moda Center in the PK80 Tournament.

UConn HUSKIES IN THE NBA

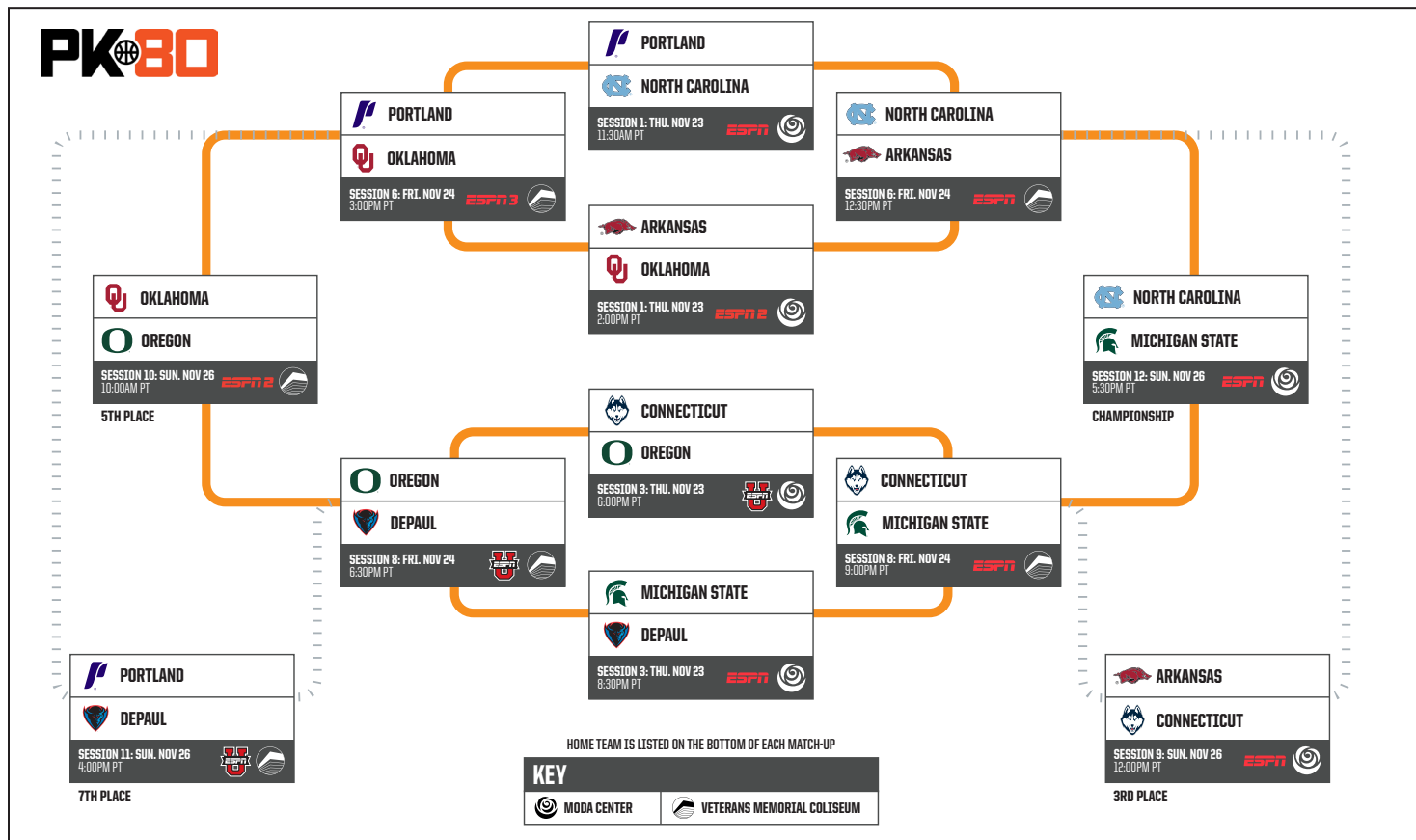


At the start of the 2017-18 NBA season, five former UConn players were on NBA rosters and a sixth former Husky joined the NBA ranks this week.

The five former Huskies are on four different NBA rosters, and total a combined 30 seasons of NBA experience. The UConn five are led by **Rudy Gay** (Spurs), in his 12th season. The other Huskies include **Kemba Walker** (Hornets), in his 7th NBA season, **Jeremy Lamb** (Hornets) and **Andre Drummond** (Pistons), each in his 6th year, and **Shabazz Napier** (Trail Blazers) in his 4th season.

Daniel Hamilton, who signed a two-way contract with Oklahoma City before the season began, made his NBA debut with the Thunder last week.





NATIONAL POLLS

UConn's 2017-18 opponents in **boldface** type.

ASSOCIATED PRESS Nov. 20

Team	Record	Pts
1 Duke (54)	4-0	1,613
2 Arizona (11)	3-0	1,527
3 Kansas	3-0	1,504
4 Michigan State	2-1	1,390
5 Villanova	3-0	1,345
6 Wichita State	2-0	1,321
7 Florida	3-0	1,117
8 Kentucky	3-1	1,104
9 North Carolina	2-0	1,079
10 USC	3-0	1,055
11 Miami	3-0	918
12 Cincinnati	3-0	893
13 Notre Dame	3-0	857
14 Minnesota	4-0	754
15 Xavier	3-0	750
16 Texas A&M	2-0	618
17 Gonzaga	3-0	540
18 Purdue	4-0	527
19 Louisville	2-0	466
20 Seton Hall	4-0	370
21 Saint Mary's	4-0	344
22 Baylor	3-0	206
23 West Virginia	2-1	191
23 UCLA	3-0	191
25 Alabama	3-0	133

Others receiving votes: Virginia 93, Texas Tech 81, TCU 36, Northwestern 20, Nevada 19, Providence 11, Maryland 9, Michigan 9, Texas 7, Creighton 6, Oklahoma 5, **Temple 4**, **Oregon 4**, Arkansas 3, UT Arlington 2, Belmont 1, Rhode Island 1, Stephen F. Austin 1

USA TODAY Nov. 20

Team	Record	Pts.
1 Duke (29)	4-0	793
2 Kansas (2)	3-0	746
3 Villanova (1)	3-0	678
4 Arizona	3-0	677
5 Michigan State	2-1	670
6 Wichita State	2-0	616
7 Florida	3-0	583
8 Kentucky	3-1	559
9 North Carolina	2-0	532
10 USC	3-0	428
11 Miami	3-0	420
12 Notre Dame	3-0	406
13 Cincinnati	3-0	403
14 Xavier	3-0	363
15 Minnesota	4-0	343
16 Purdue	4-0	305
17 Gonzaga	3-0	280
18 Louisville	2-0	224
19 Texas A&M	2-0	193
20 West Virginia	2-1	190
21 Saint Mary's	4-0	185
22 Seton Hall	4-0	137
23 UCLA	3-0	136
24 Baylor	3-0	113
25 Virginia	4-0	77

Others receiving votes: Alabama 56, Texas Tech 56, Creighton 35, **Oregon 26**, **SMU 19**, Missouri 17, TCU 16, Arkansas 13, Maryland 13, Northwestern 12, Wisconsin 8, Oklahoma 8, South Carolina 8, Providence 7, **Temple 7**, Michigan 7, Texas 7, Virginia Tech 5, Georgia 5, Oakland 5, Butler 4, Rhode Island 3, UT Arlington 3, Utah 2, Nevada 1

VS. SEC, PK80 TEAMS: UConn has played 34 games all-time against teams currently in the Southeastern Conference and owns a 25-9 record (.735) against them. UConn coach Kevin Ollie is 4-1 (.800) as a head coach against SEC teams, with a 3-0 record against Florida, a 1-0 mark against Kentucky, and a loss to Auburn in overtime last season.

Against the teams in the Victory Bracket field of the PK80, UConn now has an overall record of 21-13 with the breakdown: vs. Oregon 1-1; Michigan State 4-3; DePaul 10-1; North Carolina 1-5; Oklahoma 1-3; Arkansas 3-0; Portland 1-0. Ollie is now 5-2 against the Victory Bracket field.

TOUGH SCHEDULE: With the addition of Michigan State to UConn's schedule, the Huskies will now play five games against teams currently ranked among the top six in both the AP and USA Today Top 25 polls. The Huskies challenge Arizona, Villanova, Michigan State, and meet Wichita State twice. Add in two games against Cincinnati, and UConn will play seven games against teams currently ranked in the AP's top 12.

SEMIFINAL LOSS: UConn battled No. 4/5 Michigan State on even terms throughout the first half, but the Spartans ultimately proved to be too strong and defeated the Huskies, 77-57, on Nov. 24 in the semifinals of the PK80 Tournament in Portland, Ore. Michigan State jumped out of the second half gate on a 17-8 run to gain a cushion and, after UConn closed to within 45-40, exploded again to take full control and sail to the victory. It was UConn's first loss after four wins to open the season. Junior **Jalen Adams** led the Huskies with 22 points, while redshirt junior **Terry Larrier** had 18 points and 7 rebounds. Redshirt freshman **Alterique Gilbert** was also in double-figures with 10 and added 3 assists.



QUARTERFINAL WIN: In an up-and-down contest in the quarterfinals of the PK80 on Nov. 23, UConn outdueled Oregon, 71-63, for its fourth straight victory. The lead changed hands 17 times and the game was tied on nine occasions, but the Huskies won the game with a stellar final 3:00. Falling behind, 62-60, UConn finished the game on an impressive 11-1 run, outrebounded the Ducks, 39-36, and forced Oregon into 17 turnovers. The Huskies' balanced scoring attack was led by redshirt junior **Terry Larrier** with 18 points, while junior **Jalen Adams** had 16, as did redshirt freshman **Alterique Gilbert**, which is his career high. Gred student **Antwoine Anderson** added 10. Larrier led the UConn rebounding effort with 7.

BENCH STRENGTH: Sophomore **Christian Vital** came off the bench to score a career-high 30 points, the most by a UConn non-starter in 12 years, to spark an 85-66 UConn victory over Boston University on Nov. 19 at the XL Center. Vital had 17 first-half points to lead the Huskies to a 39-31 halftime edge, then a 9-3 start in the second half put UConn in control. The Huskies dominated the boards, 52-32, and had 17 second-chance points. Three other Huskies scored in double figures -- junior **Jalen Adams** (12), redshirt junior **Terry Larrier** (11), and grad student **Antwoine Anderson** (11). Six different Huskies grabbed 5 rebounds or more.

STRETCH RUN: Trailing 62-53 with 5:30 remaining, UConn exploded on a 17-0 run, keyed by junior **Jalen Adams**, on its way to a 72-64 victory over Stony Brook on Nov. 14 at the XL Center. **Adams** was the Huskies' top scorer, pouring in 19 points, all in the second half, to go with 5 rebounds. He was one of four double-figure scorers for the Huskies, along with redshirt freshman **Alterique Gilbert** (14), redshirt junior **Terry Larrier** (12) and grad **Antwoine Anderson** (10). Junior **Eric Cobb** and grad **David Onuorah** led the rebounding with 7 boards each.

GOOD START: UConn opened its 2017-18 season with a 70-58 victory over Colgate on Nov. 10 at Gampel Pavilion. The Huskies never trailed after the opening two minutes, and built the lead up to 14 midway through the second half, but could not shake the persistent Raiders, who cut the margin to 59-54 with 2:18 remaining. Then UConn redshirt junior **Terry Larrier** scored seven consecutive points to put the game away. Larrier scored a career-high 27 points on 11-of-18 shooting and also grabbed six rebounds. Grad student **Antwoine Anderson** added 12 points and six assists, while junior **Eric Cobb** had eight rebounds. The Huskies put on a dazzling performance from the foul line, hitting 18-of-19 free throws.

AAC HONOR ROLL: UConn sophomore **Christian Vital** was named to the American

THE LAST TIME ...

Team

100 Points by a Team

By UConn 104 vs. Cincinnati, 3/11/16 (4OT)@
By Opponent 127 vs. Syracuse, 3/12/09 (6OT)*

90 Points by a Team

By UConn 97 vs. USF, 2/8/17
By Opponent 98 vs. Oklahoma St., 11/21/16

40-plus Point Win

By UConn 97-51 vs. USF, 2/8/17
By Opponent 101-61 at Syracuse, 11/30/77

30-plus Point Win

By UConn 81-51 at USF, 2/25/16
By Opponent 81-48 at Louisville, 3/8/14

20-plus Point Win

By UConn 81-60 at USF, 1/25/17
By Opponent 80-54 at SMU, 3/3/16

60-Percent Shooting by a Team

By UConn .625 vs. USF, 2/8/17
By Opponent .615 vs. Stony Brook, 12/28/00

Overtime Game

UConn Win 89-81 vs. Saint Joseph's, 3/20/14#
UConn Loss 59-61 vs. Tulsa, 12/31/16

Multi-Overtime Game

UConn Win 104-97 vs. Cincinnati, 3/11/16 (4ot)@
UConn Loss 78-79 vs. Georgetown, 2/27/13 (2ot)

20-plus Turnovers

By UConn L, 81-48 at Louisville, 3/8/14
By Opponent W, 51-45 vs. Cincinnati, 3/1/14

10 Three-Point Field Goals Made

By UConn 10 vs. Boston University, 11/19/17
By Opponent 10 vs. Boston University, 11/19/17

10 Blocks

By UConn 10 vs. Tulsa, 12/31/16
By Opponent 10 vs. Cincinnati, 3/11/16 (4OT)@

15 Blocks

By UConn 15 vs. Maine, 11/13/15

10 Steals

By UConn 10 at USF, 1/25/17

60 Rebounds

By UConn 76 vs. Syracuse, 3/12/09 (6OT)*
By UConn 64 vs. Coppin State, 12/27/06
By Opponent 67 vs. Syracuse, 3/12/09 (6OT)*
By Opponent 60 at Seton Hall, 2/11/06

UConn 2017-18 Starting Lineups

Larrier, Polley, Onuorah, Adams, Gilbert
three games (2-1)

Larrier, Polley, Cobb, Adams, Gilbert
one game (1-0)

Larrier, Polley, Cobb, Anderson, Gilbert
one game (1-0)

Individual

40 Points by a Player

40, Amida Brimah vs. Coppin St., 12/14/14

30 Points by a Player

30, Christian Vital vs. Boston Univ., 11/19/17

20 Rebounds by a Player

21, Alex Oriakhi at Texas, 1/8/11

15 Rebounds by a Player

15, Amida Brimah at Memphis, 1/5/17

Two Players with 20 Points

vs. Chaminade, 11/22/16
Jalen Adams 25, Rodney Purvis 23

Two Players with 10 Rebounds

vs. Tulane, 1/28/17
Kentan Facey 12, Christian Vital 10

15 Field Goals Made

15, Kemba Walker vs. Vermont, 11/17/10

10 Free Throws Made

10, Amida Brimah vs. Tulane, 1/28/17
12, Daniel Hamilton vs. Cincinnati, 3/11/16@

10 Assists by a Player

10, Jalen Adams vs. USF, 2/8/17
12, Jalen Adams vs. Temple, 1/11/17
12, Jalen Adams vs. USF, 1/25/17

15 Assists by a Player

16, Marcus Williams vs. Notre Dame, 1/30/05

5 Steals by a Player

5, Christian Vital at USF, 1/25/17

5 Blocks by a Player

5, Amida Brimah vs. Tulane, 1/28/17
6, Amida Brimah vs. Temple, 1/11/17
6, Amida Brimah vs. Tulsa, 12/31/16

10 Blocks by a Player

10, Hasheem Thabeet vs. PC, 1/31/09

5 Three-Point FGM by a Player

5, Rodney Purvis at UCF, 1/11/17
6, Rodney Purvis vs. USF, 2/8/17
6, Jalen Adams vs. USF, 2/8/17

Double-Double by a Player

Kentan Facey, 12p-11r at East Carolina, 3/1/17

Consecutive Double-Double by a Player

Kentan Facey
13p-10 reb at SMU, 1/19/17
13p-10 reb vs. East Carolina, 1/22/17

Triple-Double by a Player

Daniel Hamilton
11p-11r-11a vs. Central Connecticut, 12/23/15

Two Players with a Double-Double

Win, 78-68 vs. Tulane, 1/28/17
Kentan Facey: 20p-12r; Christian Vital: 14p-10r

Six Players in Double Figures

Win, 104-97 (4OT) vs. Cincinnati, 3/11/16 at Amway Center@ -- Daniel Hamilton 32, Jalen Adams 22, Sterling Gibbs 14, Rodney Purvis 14, Shonn Miller 10, Amida Brimah 10

Five Players in Double Figures

Win, 97-51 vs. USF, 2/8/17 at Gampel -- Rodney Purvis 23, Jalen Adams 18, Steven Enoch 15, Amida Brimah 12, Christian Vital 12

#-NCAA Championship; @-AAC Championship; \$-NIT; *-Big East Championship



Athletic Conference weekly Honor Roll on Nov. 20, following his 30-point performance, including 9-of-15 shooting and 5 rebounds against Boston University.

Redshirt junior **Terry Larrier** was named to the first AAC Honor Roll on Nov. 13. In UConn's one game during the week of Nov. 6, Larrier scored a career-high 27 points on 11-of-18 shooting to lead the Huskies to a 70-58 victory over Colgate. Larrier was also 3-of-4 from three-point range, grabbed 6 rebounds and committed no turnovers in 35 minutes.

PRESEASON ACTION: UConn played three exhibition games prior to the 2017-18 season opener, bowing to Providence, 90-76, at Mohegan Sun Arena on Oct. 25, defeating Merrimack College, 79-63, on Oct. 30 at the XL Center in Hartford, and topping Queens College, 100-43, on Nov. 5 at Gampel Pavilion. Against Queens, freshman **Josh Carlton** led all scorers with 20 points, while soph **Christian Vital** had 8 points and 7 rebounds and junior **Jalen Adams** added 16 as the Huskies dominated. Against Merrimack, the Huskies put 10 players into the scoring column, led by 17 from redshirt junior **Terry Larrier**, 11 by redshirt freshman **Mamadou Diarra** and 10 by freshman **Isaiah Whaley** and grabbed 18 offensive rebounds on their way to the victory. The game against Providence was played for the benefit of the American Red Cross Disaster Relief Fund and raised \$75,000. **Adams** led the Huskies with 22 points, while **Vital** added 17. It was the first meeting between the former Big East Conference rivals since 2013.

HECTIC PACE: Today's game continues a hectic stretch of the 2017-18 season for UConn, during which the Huskies will play seven games and make a 6,000-mile road trip in a 19-day span. After playing last Sunday night against Boston University in Hartford, the Huskies boarded a plane on Tuesday for the cross-country trip to Portland, Ore., where they are competing in the PK80 Tournament on Nov. 23, 24 and 26. UConn returns home on Nov. 27 and just two days later, will play host to Columbia. Three days after that, on Dec. 2, the Huskies will entertain Monmouth, and then bus to New York City to meet Syracuse on Dec. 5 in the Jimmy V Classic at Madison Square Garden.

BACK TO THE JIMMY V: UConn will make its third appearance in the Jimmy V Classic, which benefits the V Foundation for Cancer Research, on December 5 -- facing Syracuse in Madison Square Garden. Villanova and Gonzaga will square off in the first half of the Jimmy V doubleheader. The Huskies' two other appearances in the prestigious event occurred in 2012, a 69-65 loss to North Carolina State, and 2015, a 76-66 loss to Maryland.

PRESEASON PICKS: In a vote of the American Athletic Conference head coaches, UConn junior **Jalen Adams** was selected to the **Preseason All-AAC First Team**. UConn redshirt freshman **Alterique Gilbert** was also picked as the

Preseason Rookie of the Year for the second consecutive season. Gilbert's season-ending injury in the third game last season meant he was still eligible for the award. It is the fourth straight season that a UConn player was picked as the Preseason Rookie of the Year -- following **Daniel Hamilton** (2014-15), **Jalen Adams** (2015-16) and **Gilbert** the last two seasons. In the vote of team standings, UConn was selected fifth in the 11-team league. Coaches were not allowed to vote for their own team or players.

AAC Preseason Poll

Team (first-place votes)-----	Pts
1. Cincinnati (7)-----	116
2. Wichita State (5)-----	115
3. UCF-----	93
4. SMU-----	91
5. UConn-----	79
6. Houston-----	72
7. Temple-----	68
8. Tulsa-----	52
9. Memphis-----	36
10. Tulane-----	30
11. ECU-----	24
12. USF-----	16

First Team

Shake Milton, SMU

Jalen Adams, UConn

Rob Gray, Houston

Landry Shamet, Wichita State

B.J. Taylor, UCF

Second Team

Gary Clark, Cincinnati

Junior Etou, Tulsa

Jacob Evans, Cincinnati

Tacko Fall, UCF

Kyle Washington, Cincinnati

Preseason Player of the Year

Shake Milton, SMU

Preseason Rookie of the Year

Alterique Gilbert, UConn

COUSY WATCH LIST: UConn junior guard **Jalen Adams** is one of 20 Division I players named to the watch list for the 2018 Bob Cousy Award, given at the end of the season to the top point guard in the country. By mid-February, the list will be narrowed to 10 and in March, five finalists will be announced. Two UConn players are previous winners of the Cousy Award, **Kemba Walker** (2011) and **Shabazz Napier** (2014).

THREE-POINT STREAK: After hitting seven three-pointers against Michigan State, UConn currently has an active streak of **283 consecutive games** with at least one three-pointer made, dating back nearly eight years. The last game in which the Huskies failed to convert a three-point shot occurred on Nov. 27, 2009, during a 68-59 loss to Duke in the championship game of the NIT Season Tip-Off at Madison Square Garden in New York City. UConn was 0-for-4 from three-point range in that game.

UConn-ARKANSAS: UConn has played Arkansas three times and sports a 3-0 mark against the Razorbacks. The first game between the two was for third place in the 1997 postseason NIT at Madison Square Garden, the second was in the first round of the 2005 Maui Invitational, and the third was a regular-season game at the XL Center.

This season, the experienced Razorbacks are basing their success on offensive firepower, averaging 87.8 ppg. Seniors Jaylen Barford (20.2), Daryl Macon (16.4), Anton Beard (12.8) and Trey Thompson (3.8) are in the starting lineup, with sophomore Adrio Bailey (8.0). The Razorbacks shoot .477 overall, .385 from three-point land, and are outscoring opponents by 13 points per game.

UConn vs. Arkansas (3-0)

3/27/97	W	74-64	N
11/21/05	W	77-68	N
12/3/11	W	75-62	XL

Three Recruits Sign NLOI With Huskies

The UConn men's basketball program has received three signed National Letters Of Intent, from guard **James Akinjo** (Richmond, Calif.), forward **Emmitt Matthews Jr.** (Tacoma, Wash.), and big man **Lukas Kisunas** (Vilnius, Lithuania).

The three student-athletes will enroll as freshmen in the fall of 2018.

"It's a good mix, and they are all players that we need," UConn coach Kevin Ollie said. "They are all coming in here for a reason. A lot of people look at the rankings, but they are top 10 players for us as a team. That's what we're looking for and that's what we're striving to do with our recruiting."

Akinjo, a 6-foot point guard out of Salesian College Prep, was recruited by the Huskies as early as last April, but his stock exploded when he was named MVP of the prestigious Peach Jam Tournament in July after leading his AAU team to the tourney championship. He averaged 18.8 points, 6.8 assists and 4.3 rebounds during the

tourney's eight games. He also considered Maryland, Iowa State, and Virginia.

Matthews is an athletic 6-7 forward who can play on the perimeter or inside. He averaged 24 points and 10 rebounds last season for Woodrow Wilson High School in Tacoma. He also had interest from Georgetown, West Virginia, Seton Hall and Oregon State. He is coming all the way across the country, but has family in New Jersey.

Kisunas is a 6-10, 250-pound forward/center who is playing his second season at Brewster Academy (Wolfeboro, N.H.) after helping Brewster to a 33-0 record last year and the National Prep Championship.

Kisunas has been the starting center on the U16, U17, and U18 national teams in his native Lithuania. Last summer in the European Championships with the U18 team, Kisunas averaged 8.9 points, 6.4 rebounds and shot 52.3 percent. An outstanding student, Kisunas had drawn the interest of several Ivy League schools, as well as Illinois, Creighton, Pittsburgh and Providence.



Kevin OLLIE

Head Coach

6th year as HC; 8th year at UConn

In just his sixth season as head basketball coach of the UConn Huskies, Kevin Ollie has packed a lifetime of coaching experiences into his first five years. From standing tall through postseason ineligibility, to the exhilaration of NCAA and American Conference championships, to the frustration of an injury epidemic, Ollie has emerged with the knowledge and fortitude of a coach with far more years on the bench. Add that to Ollie's perseverance as he crafted a 13-year NBA career and he is clearly well-schooled in basketball situations at every level.

Ollie has compiled 113 wins (113-61, .649) in his first five seasons, already fifth on the all-time list of UConn coaching victories and that includes a sparkling 7-1 record in the NCAA Tournament, an .875 winning percentage that ranks fourth all-time. He guided the Huskies to the 2014 NCAA Championship, the 2016 American Athletic Conference Championship and along the way has coached players selected All-American, Final Four Most Outstanding Player, Conference Player of the Year, Conference Rookie of the Year, Conference Defensive Player of the Year, Scholar-Athlete, and numerous all-tournament and all-conference selections. He has had three NBA Draft picks and sent many others into professional basketball careers overseas.

In addition, in his relatively short tenure as head coach, Ollie has completely turned around the academic situation he inherited that had made UConn ineligible for the 2013 NCAA Tournament. Under Ollie, the Huskies have posted three perfect Academic Progress Rate scores in the last four years (scores for 2016-17 have not yet been released) and have been cited with the NCAA Public Recognition Award, given to teams in the top 10 percent of APR scores in their sport.

Of all the seniors on Ollie's five UConn teams, all but one has earned his degree (92.3 percent) and three of the four graduate students who have joined Ollie's program have received their master's degree.

In the summer of 2016, Ollie gained coaching experience on the international level when he was asked by USA Basketball to be part of the coaching staff for the USA Men's U18 National Team, which captured the gold medal at the 2016 FIBA Americas U18 Championship in Valdivia, Chile.

In 2015-16, after reaching the championship game of the American Athletic

Conference postseason tournament for the third consecutive season, Ollie achieved another milestone, UConn's first AAC title, with a 72-58 victory over Memphis at the Amway Center in Orlando.

The win secured a second berth in the NCAA Championship in Ollie's four years, where the Huskies defeated Colorado in the first round before bowing to overall No. 1 seed Kansas in a second-round game.

It took Ollie just 70 games to join the elite of the coaching profession --- those who have won an NCAA championship. In just his second season as UConn's head basketball coach, after just two years on the staff of Hall of Fame coach Jim Calhoun, Ollie firmly established himself in the college game by guiding the Huskies to a 32-8 season in 2013-14 and the NCAA title, defeating Kentucky, 60-54, in the tourney's championship game at AT&T Stadium in Arlington, Texas.

On his way to guiding UConn to its fourth NCAA crown in the history of the program, Ollie marched the Huskies past storied programs Saint Joseph's, Villanova, Iowa State, Michigan State, and Florida in the tournament before the finale against Kentucky.

Ollie had accepted a huge responsibility on Sept. 13, 2012, when he was named the 18th head coach in the history of UConn men's basketball, succeeding the legendary Calhoun, Ollie's own college coach and mentor.

Ollie's UConn history --- which began in the fall of 1991 when he reported to school as a freshman from Los Angeles, continued through four successful seasons, including two as a Husky team captain, and resumed when he returned to join Calhoun's coaching staff following a 13-year NBA career --- has come full circle. He may have only served two seasons as an assistant on Calhoun's staff, but possessed a wealth of basketball knowledge after learning from some of the finest teachers to ever coach the game, including Calhoun, Chuck Daly, Don Nelson, Larry Brown, and George Karl.

Coming out of Crenshaw High School in Los Angeles where he played for renowned high school coach Willie West, Ollie played on some of Calhoun's finest UConn teams during the mid-1990s, as a four-year starting point guard and a two-time captain. He played in 124 games for the Huskies, averaging 6.7 points and 5.0 assists. A third team All-Big East pick, his



619 assist total still ranks fourth on UConn's all-time list. He graduated in 1995 with a degree in communications.

After his UConn career, Ollie fought through years in the Continental Basketball Association and the U.S. Basketball League to get his chance in the NBA. Once there, Ollie would simply not give up his dream, signing a series of 10-day and one-year contracts, dealing with trades and frustrating roster cuts. Yet Ollie would not be deterred, earning a reputation throughout the league as an outstanding teammate, with strong moral fiber, impeccable character, and a vast knowledge of the game. During a 13-year NBA career, Ollie played for 11 different franchises in 12 cities.

Born in Dallas on Dec. 27, 1972, and raised in Los Angeles, Ollie resides in Glastonbury and has two children, son Jalen and daughter Cheyanne.

Season	Job Title	Overall Record	Conf. Record	Postseason Results
2010-11	Asst. Coach	32-9	9-9	NCAA Champions
2011-12	Asst. Coach	20-14	8-10	NCAA 2nd Round
2012-13	Head Coach	20-10	10-8 (BE)	
2013-14	Head Coach	32-8	12-6 (AAC)	NCAA Champions
2014-15	Head Coach	20-15	10-8 (AAC)	NIT 1st Round
2015-16	Head Coach	25-11	11-7 (AAC)	NCAA 2nd Round
2016-17	Head Coach	16-17	9-9 (AAC)	
2017-18	Head Coach	4-1	---	
Totals (as HC)		117-62	52-38	
NCAA Tournament: 7-1; NIT: 0-1				



2017-18 UConn Basketball
UConn Combined Team Statistics (as of Nov 25, 2017)
All games

RECORD:	OVERALL	HOME	AWAY	NEUTRAL
ALL GAMES	4-1	3-0	0-0	1-1
CONFERENCE	0-0	0-0	0-0	0-0
NON-CONFERENCE	4-1	3-0	0-0	1-1

#	Player	gp-gs	min	avg	Total		3-Point		F-Throw		Rebounds				pf	dq	a	to	blk	stl	pts	avg
					fg-fga	fg%	3fg-fga	3fg%	ft-fa	ft%	off	def	tot	avg								
04	ADAMS, Jalen	4-4	140	35.0	28-64	.438	5-18	.278	8-12	.667	4	14	18	4.5	4	0	9	6	0	6	69	17.3
22	LARRIER, Terry	5-5	152	30.4	31-68	.456	11-24	.458	13-15	.867	7	23	30	6.0	10	0	1	8	4	1	86	17.2
03	GILBERT, Alterique	5-5	150	30.0	19-55	.345	5-19	.263	10-18	.556	1	22	23	4.6	7	0	17	8	2	7	53	10.6
00	ANDERSON, Antwoine	5-1	146	29.2	13-28	.464	3-14	.214	19-19	1.000	3	14	17	3.4	14	0	10	11	1	8	48	9.6
01	VITAL, Christian	5-0	101	20.2	11-36	.306	5-23	.217	17-22	.773	4	15	19	3.8	7	0	6	7	0	4	44	8.8
12	POLLEY, Tyler	5-5	90	18.0	6-15	.400	2-7	.286	5-6	.833	3	5	8	1.6	3	0	1	1	1	2	19	3.8
25	CARLTON, Josh	5-0	59	11.8	5-10	.500	0-0	.000	4-6	.667	5	12	17	3.4	14	1	0	5	6	2	14	2.8
05	WHALEY, Isaiah	5-0	35	7.0	3-5	.600	0-0	.000	2-3	.667	5	1	6	1.2	2	0	0	3	4	2	8	1.6
21	DIARRA, Mamadou	4-0	20	5.0	2-4	.500	0-0	.000	2-2	1.000	2	4	6	1.5	7	0	0	2	1	0	6	1.5
23	COBB, Eric	3-2	32	10.7	1-4	.250	0-0	.000	2-4	.500	3	12	15	5.0	4	0	0	3	0	1	4	1.3
11	WILLIAMS, Kwintin	3-0	9	3.0	1-1	1.000	0-0	.000	0-0	.000	1	1	2	0.7	1	0	0	0	0	1	2	0.7
34	ONUORAH, David	4-3	63	15.8	1-1	1.000	0-0	.000	0-0	.000	7	11	18	4.5	16	2	0	7	2	0	2	0.5
24	FOXEN, Christian	1-0	1	1.0	0-0	.000	0-0	.000	0-0	.000	0	0	0	0.0	0	0	0	0	0	0	0	0.0
31	NOYES, Mike	1-0	2	2.0	0-1	.000	0-0	.000	0-0	.000	0	0	0	0.0	0	0	0	0	0	0	0	0.0
Team											11	7	18					1				
Total.....		5	1000		121-292	.414	31-105	.295	82-107	.766	56	141	197	39.4	89	3	44	62	21	34	355	71.0
Opponents.....		5	1000		117-294	.398	42-128	.328	52-81	.642	46	123	169	33.8	97	-	57	66	12	23	328	65.6

TEAM STATISTICS	UConn	OPP	Date	Opponent	Score	Att.
SCORING						
Points per game	355	328	11/10/17	COLGATE	w 70-58	7154
Scoring margin	71.0	65.6	11/14/17	STONY BROOK	w 72-64	5431
FIELD GOALS-ATT	+5.4	-	11/19/17	BOSTON UNIVERSITY	w 85-66	6308
Field goal pct	121-292	117-294	11/23/17	vs Oregon	w 71-63	0
3 POINT FG-ATT	.414	.398	11/24/17	vs Michigan State	L 57-77	8853
3-point FG pct	31-105	42-128	* - Conference game			
3-pt FG made per game	.295	.328				
FREE THROWS-ATT	6.2	8.4				
Free throw pct	82-107	52-81				
F-Throws made per game	.766	.642				
REBOUNDS	16.4	10.4				
Rebounds per game	197	169				
Rebounding margin	39.4	33.8				
ASSISTS	+5.6	-				
Assists per game	44	57				
TURNOVERS	8.8	11.4				
Turnovers per game	62	66				
Turnover margin	12.4	13.2				
Assist/turnover ratio	+0.8	-				
STEALS	0.7	0.9				
Steals per game	34	23				
BLOCKS	6.8	4.6				
Blocks per game	21	12				
ATTENDANCE	4.2	2.4				
Home games-Avg/Game	18893	8853				
Neutral site-Avg/Game	3-6298	0-0				
	-	2-4426				

Score by Periods	1st	2nd	Totals
UConn	162	193	355
Opponents	152	176	328

2017-18 UConn Basketball

UConn Extended Season Box Score (as of Nov 25, 2017)

All games

RECORD:	OVERALL	HOME	AWAY	NEUTRAL
ALL GAMES	4-1	3-0	0-0	1-1
CONFERENCE	0-0	0-0	0-0	0-0
NON-CONFERENCE	4-1	3-0	0-0	1-1

#	Player	Total				3-Point			F-Throw			Rebounds			PF			a			to			blk			stl			pts			avg
		gp	qs	min	avg	fg	fqa	fg%	3fg	fqa	3fg%	ft	f	ft%	off	def	tot	avg	pf	dq	a	a/q	to	to/q	alto	blk	blk/q	stl	stl/q	pts			
04	ADAMS, Jalen	4-4		140	35.0	28-64	.438	5-18	.278	8-12	.667	4	14	18	4.5	4	0	9	2.25	6	1.50	1.50	0	0.00	6	1.50	69	17.3					
22	LARRIER, Terry	5-5		152	30.4	31-68	.456	11-24	.458	13-15	.867	7	23	30	6.0	10	0	1	0.20	8	1.60	0.13	4	0.80	1	0.20	86	17.2					
03	GILBERT, Alterique	5-5		150	30.0	19-55	.345	5-19	.263	10-18	.556	1	22	23	4.6	7	0	17	3.40	8	1.60	2.13	2	0.40	7	1.40	53	10.6					
00	ANDERSON, Antwoine	5-1		146	29.2	13-28	.464	3-14	.214	19-19	1.000	3	14	17	3.4	14	0	10	2.00	11	2.20	0.91	1	0.20	8	1.60	48	9.6					
01	VITAL, Christian	5-0		101	20.2	11-36	.306	5-23	.217	17-22	.773	4	15	19	3.8	7	0	6	1.20	7	1.40	0.86	0	0.00	4	0.80	44	8.8					
12	POLLEY, Tyler	5-5		90	18.0	6-15	.400	2-7	.286	5-6	.833	3	5	8	1.6	3	0	1	0.20	1	0.20	1.00	1	0.20	2	0.40	19	3.8					
25	CARLTON, Josh	5-0		59	11.8	5-10	.500	0-0	.000	4-6	.667	5	12	17	3.4	14	1	0	0.00	5	1.00	0.00	6	1.20	2	0.40	14	2.8					
05	WHALEY, Isaiah	5-0		35	7.0	3-5	.600	0-0	.000	2-3	.667	5	1	6	1.2	2	0	0	0.00	3	0.60	0.00	4	0.80	2	0.40	8	1.6					
21	DIARRA, Mamadou	4-0		20	5.0	2-4	.500	0-0	.000	2-2	1.000	2	4	6	1.5	7	0	0	0.00	2	0.50	0.00	1	0.25	0	0.00	6	1.5					
23	COBB, Eric	3-2		32	10.7	1-4	.250	0-0	.000	2-4	.500	3	12	15	5.0	4	0	0	0.00	3	1.00	0.00	0	0.00	1	0.33	4	1.3					
11	WILLIAMS, Kwintin	3-0		9	3.0	1-1	1.000	0-0	.000	0-0	.000	1	1	2	0.7	1	0	0	0.00	0	0.00	0.00	0	0.00	1	0.33	2	0.7					
34	ONUORAH, David	4-3		63	15.8	1-1	1.000	0-0	.000	0-0	.000	7	11	18	4.5	16	2	0	0.00	7	1.75	0.00	2	0.50	0	0.00	2	0.5					
31	NOYES, Mike	1-0		2	2.0	0-1	.000	0-0	.000	0-0	.000	0	0	0	0.0	0	0	0	0.00	0	0.00	0.00	0	0.00	0	0.00	0	0.0					
24	FOXEN, Christian	1-0		1	1.0	0-0	.000	0-0	.000	0-0	.000	0	0	0	0.0	0	0	0	0.00	0	0.00	0.00	0	0.00	0	0.00	0	0.0					
Total.....		5		1000		121-292	.414	31-105	.295	82-107	.766	56	141	197	39.4	89	3	44	8.80	62	12.40	0.71	21	4.20	34	6.80	355	71.0					
Opponents.....		5		1000		117-294	.398	42-128	.328	52-81	.642	46	123	169	33.8	97	-	57	11.40	66	13.20	0.86	12	2.40	23	4.60	328	65.6					

Score by Periods	1st	2nd	Totals
UConn	162	193	355
Opponents	152	176	328

2017-18 UConn Basketball
UConn Combined Team Statistics (as of Nov 23, 2017)
Games won

RECORD:	OVERALL	HOME	AWAY	NEUTRAL
ALL GAMES	4-0	3-0	0-0	1-0
CONFERENCE	0-0	0-0	0-0	0-0
NON-CONFERENCE	4-0	3-0	0-0	1-0

#	Player	gp-gs	min	avg	Total		3-Point		F-Throw		Rebounds				pf	dq	a	to	blk	stl	pts	avg
					fg-fga	fg%	3fg-fga	3fg%	ft-fga	ft%	off	def	tot	avg								
22	LARRIER, Terry	4-4	116	29.0	25-51	.490	7-16	.438	11-13	.846	5	18	23	5.8	10	0	1	7	1	1	68	17.0
04	ADAMS, Jalen	3-3	102	34.0	20-47	.426	2-13	.154	5-8	.625	3	13	16	5.3	3	0	7	5	0	6	47	15.7
01	VITAL, Christian	4-0	85	21.3	11-32	.344	5-21	.238	17-22	.773	3	11	14	3.5	7	0	6	5	0	3	44	11.0
03	GILBERT, Alterique	4-4	122	30.5	15-43	.349	5-14	.357	8-16	.500	1	17	18	4.5	7	0	14	8	2	5	43	10.8
00	ANDERSON, Antwoine	4-1	117	29.3	11-22	.500	3-12	.250	18-18	1.000	2	12	14	3.5	12	0	9	8	1	8	43	10.8
12	POLLEY, Tyler	4-4	82	20.5	6-14	.429	2-7	.286	5-6	.833	3	5	8	2.0	1	0	1	1	1	2	19	4.8
25	CARLTON, Josh	4-0	42	10.5	5-10	.500	0-0	.000	2-4	.500	4	10	14	3.5	11	1	0	3	5	1	12	3.0
05	WHALEY, Isaiah	4-0	33	8.3	3-5	.600	0-0	.000	2-3	.667	5	1	6	1.5	2	0	0	3	4	2	8	2.0
21	DIARRA, Mamadou	3-0	18	6.0	2-4	.500	0-0	.000	2-2	1.000	2	4	6	2.0	6	0	0	1	1	0	6	2.0
23	COBB, Eric	3-2	32	10.7	1-4	.250	0-0	.000	2-4	.500	3	12	15	5.0	4	0	0	3	0	1	4	1.3
11	WILLIAMS, Kwintin	2-0	7	3.5	1-1	1.000	0-0	.000	0-0	.000	1	1	2	1.0	0	0	0	0	0	1	2	1.0
34	ONUORAH, David	3-2	41	13.7	1-1	1.000	0-0	.000	0-0	.000	6	9	15	5.0	12	2	0	4	1	0	2	0.7
24	FOXEN, Christian	1-0	1	1.0	0-0	.000	0-0	.000	0-0	.000	0	0	0	0.0	0	0	0	0	0	0	0	0.0
31	NOYES, Mike	1-0	2	2.0	0-1	.000	0-0	.000	0-0	.000	0	0	0	0.0	0	0	0	0	0	0	0	0.0
Team											9	5	14					1				
Total.....		4	800		101-235	.430	24-83	.289	72-96	.750	47	118	165	41.2	75	3	38	49	16	30	298	74.5
Opponents.....		4	800		85-228	.373	34-110	.309	47-71	.662	35	96	131	32.8	81	-	45	58	8	20	251	62.8

2017-18 UConn Basketball
UConn Combined Team Statistics (as of Nov 25, 2017)
Games lost

RECORD:	OVERALL	HOME	AWAY	NEUTRAL
ALL GAMES	0-1	0-0	0-0	0-1
CONFERENCE	0-0	0-0	0-0	0-0
NON-CONFERENCE	0-1	0-0	0-0	0-1

#	Player	gp-gs	min	avg	Total		3-Point		F-Throw		Rebounds				pf	dq	a	to	blk	stl	pts	avg
					fg-fga	fg%	3fg-fga	3fg%	ft-fga	ft%	off	def	tot	avg								
04	ADAMS, Jalen	1-1	38	38.0	8-17	.471	3-5	.600	3-4	.750	1	1	2	2.0	1	0	2	1	0	0	22	22.0
22	LARRIER, Terry	1-1	36	36.0	6-17	.353	4-8	.500	2-2	1.000	2	5	7	7.0	0	0	0	1	3	0	18	18.0
03	GILBERT, Alterique	1-1	28	28.0	4-12	.333	0-5	.000	2-2	1.000	0	5	5	5.0	0	0	3	0	0	2	10	10.0
00	ANDERSON, Antwoine	1-0	29	29.0	2-6	.333	0-2	.000	1-1	1.000	1	2	3	3.0	2	0	1	3	0	0	5	5.0
25	CARLTON, Josh	1-0	17	17.0	0-0	.000	0-0	.000	2-2	1.000	1	2	3	3.0	3	0	0	2	1	1	2	2.0
34	ONUORAH, David	1-1	22	22.0	0-0	.000	0-0	.000	0-0	.000	1	2	3	3.0	4	0	0	3	1	0	0	0.0
21	DIARRA, Mamadou	1-0	2	2.0	0-0	.000	0-0	.000	0-0	.000	0	0	0	0.0	1	0	0	1	0	0	0	0.0
11	WILLIAMS, Kwintin	1-0	2	2.0	0-0	.000	0-0	.000	0-0	.000	0	0	0	0.0	1	0	0	0	0	0	0	0.0
05	WHALEY, Isaiah	1-0	2	2.0	0-0	.000	0-0	.000	0-0	.000	0	0	0	0.0	0	0	0	0	0	0	0	0.0
01	VITAL, Christian	1-0	16	16.0	0-4	.000	0-2	.000	0-0	.000	1	4	5	5.0	0	0	0	2	0	1	0	0.0
12	POLLEY, Tyler	1-1	8	8.0	0-1	.000	0-0	.000	0-0	.000	0	0	0	0.0	2	0	0	0	0	0	0	0.0
Team											2	2	4									
Total.....		1	200		20-57	.351	7-22	.318	10-11	.909	9	23	32	32.0	14	0	6	13	5	4	57	57.0
Opponents.....		1	200		32-66	.485	8-18	.444	5-10	.500	11	27	38	38.0	16	-	12	8	4	3	77	77.0

2017-18 UConn Basketball
UConn Combined Team Statistics (as of Nov 23, 2017)
Home games

RECORD:	OVERALL	HOME	AWAY	NEUTRAL
ALL GAMES	3-0	3-0	0-0	0-0
CONFERENCE	0-0	0-0	0-0	0-0
NON-CONFERENCE	3-0	3-0	0-0	0-0

#	Player	gp-gs	min	avg	Total		3-Point		F-Throw		Rebounds				pf	dq	a	to	blk	stl	pts	avg
					fg-fga	fg%	3fg-fga	3fg%	ft-fa	ft%	off	def	tot	avg								
22	LARRIER, Terry	3-3	79	26.3	20-36	.556	6-10	.600	4-5	.800	3	13	16	5.3	7	0	1	7	1	0	50	16.7
04	ADAMS, Jalen	2-2	63	31.5	13-30	.433	2-10	.200	3-3	1.000	2	9	11	5.5	1	0	5	4	0	5	31	15.5
01	VITAL, Christian	3-0	65	21.7	11-27	.407	5-20	.250	12-16	.750	2	6	8	2.7	6	0	5	4	0	2	39	13.0
00	ANDERSON, Antwoine	3-1	93	31.0	9-17	.529	3-9	.333	12-12	1.000	0	9	9	3.0	8	0	9	4	1	5	33	11.0
03	GILBERT, Alterique	3-3	90	30.0	9-31	.290	3-11	.273	6-11	.545	1	14	15	5.0	4	0	13	6	2	2	27	9.0
12	POLLEY, Tyler	3-3	68	22.7	6-13	.462	2-6	.333	5-6	.833	3	4	7	2.3	1	0	1	1	0	2	19	6.3
05	WHALEY, Isaiah	3-0	27	9.0	3-4	.750	0-0	.000	2-2	1.000	3	1	4	1.3	2	0	0	3	4	2	8	2.7
25	CARLTON, Josh	3-0	28	9.3	3-8	.375	0-0	.000	0-1	.000	3	6	9	3.0	6	0	0	2	4	0	6	2.0
21	DIARRA, Mamadou	3-0	18	6.0	2-4	.500	0-0	.000	2-2	1.000	2	4	6	2.0	6	0	0	1	1	0	6	2.0
23	COBB, Eric	3-2	32	10.7	1-4	.250	0-0	.000	2-4	.500	3	12	15	5.0	4	0	0	3	0	1	4	1.3
34	ONUORAH, David	2-1	27	13.5	1-1	1.000	0-0	.000	0-0	.000	5	7	12	6.0	7	1	0	3	1	0	2	1.0
11	WILLIAMS, Kwintin	2-0	7	3.5	1-1	1.000	0-0	.000	0-0	.000	1	1	2	1.0	0	0	0	0	0	1	2	1.0
24	FOXEN, Christian	1-0	1	1.0	0-0	.000	0-0	.000	0-0	.000	0	0	0	0.0	0	0	0	0	0	0	0	0.0
31	NOYES, Mike	1-0	2	2.0	0-1	.000	0-0	.000	0-0	.000	0	0	0	0.0	0	0	0	0	0	0	0	0.0
Team											7	5	12					1				
Total.....		3	600		79-177	.446	21-66	.318	48-62	.774	35	91	126	42.0	52	1	34	39	14	20	227	75.7
Opponents.....		3	600		66-171	.386	29-86	.337	27-48	.563	24	71	95	31.7	51	-	38	41	5	16	188	62.7

2017-18 UConn Basketball
UConn Combined Team Statistics (as of Nov 25, 2017)
Neutral site games

RECORD:	OVERALL	HOME	AWAY	NEUTRAL
ALL GAMES	1-1	0-0	0-0	1-1
CONFERENCE	0-0	0-0	0-0	0-0
NON-CONFERENCE	1-1	0-0	0-0	1-1

#	Player	gp-gs	min	avg	Total		3-Point		F-Throw		Rebounds				pf	dq	a	to	blk	stl	pts	avg
					fg-fga	fg%	3fg-fga	3fg%	ft-fa	ft%	off	def	tot	avg								
04	ADAMS, Jalen	2-2	77	38.5	15-34	.441	3-8	.375	5-9	.556	2	5	7	3.5	3	0	4	2	0	1	38	19.0
22	LARRIER, Terry	2-2	73	36.5	11-32	.344	5-14	.357	9-10	.900	4	10	14	7.0	3	0	0	1	3	1	36	18.0
03	GILBERT, Alterique	2-2	60	30.0	10-24	.417	2-8	.250	4-7	.571	0	8	8	4.0	3	0	4	2	0	5	26	13.0
00	ANDERSON, Antwoine	2-0	53	26.5	4-11	.364	0-5	.000	7-7	1.000	3	5	8	4.0	6	0	1	7	0	3	15	7.5
25	CARLTON, Josh	2-0	31	15.5	2-2	1.000	0-0	.000	4-5	.800	2	6	8	4.0	8	1	0	3	2	2	8	4.0
01	VITAL, Christian	2-0	36	18.0	0-9	.000	0-3	.000	5-6	.833	2	9	11	5.5	1	0	1	3	0	2	5	2.5
34	ONUORAH, David	2-2	36	18.0	0-0	.000	0-0	.000	0-0	.000	2	4	6	3.0	9	1	0	4	1	0	0	0.0
21	DIARRA, Mamadou	1-0	2	2.0	0-0	.000	0-0	.000	0-0	.000	0	0	0	0.0	1	0	0	1	0	0	0	0.0
11	WILLIAMS, Kwintin	1-0	2	2.0	0-0	.000	0-0	.000	0-0	.000	0	0	0	0.0	1	0	0	0	0	0	0	0.0
12	POLLEY, Tyler	2-2	22	11.0	0-2	.000	0-1	.000	0-0	.000	0	1	1	0.5	2	0	0	0	1	0	0	0.0
05	WHALEY, Isaiah	2-0	8	4.0	0-1	.000	0-0	.000	0-1	.000	2	0	2	1.0	0	0	0	0	0	0	0	0.0
Team											4	2	6									
Total.....		2	400		42-115	.365	10-39	.256	34-45	.756	21	50	71	35.5	37	2	10	23	7	14	128	64.0
Opponents.....		2	400		51-123	.415	13-42	.310	25-33	.758	22	52	74	37.0	46	-	19	25	7	7	140	70.0

2017-18 UConn Basketball
UConn Team Game-by-Game (as of Nov 25, 2017)
All games

TEAM STATISTICS

Opponent	Date	Score		Total		3-Pointers		Free throws		Rebounds				pf	a	t/o	blk	stl	pts	avg
				fg-fga	pct	3fg-fga	pct	ft-fta	pct	off	def	tot	avg							
COLGATE	11/10/17	70-58	W	23-61	.377	6-20	.300	18-19	.947	12	29	41	41.0	16	12	9	5	5	70	70.0
STONY BROOK	11/14/17	72-64	W	25-49	.510	5-16	.313	17-23	.739	7	26	33	37.0	17	9	19	3	10	72	71.0
BOSTON UNIVERSITY	11/19/17	85-66	W	31-67	.463	10-30	.333	13-20	.650	16	36	52	42.0	19	13	11	6	5	85	75.7
vs Oregon	11/23/17	71-63	W	22-58	.379	3-17	.176	24-34	.706	12	27	39	41.2	23	4	10	2	10	71	74.5
vs Michigan State	11/24/17	57-77	L	20-57	.351	7-22	.318	10-11	.909	9	23	32	39.4	14	6	13	5	4	57	71.0
UConn		355		121-292	.414	31-105	.295	82-107	.766	56	141	197	39.4	89	44	62	21	34	355	71.0
Opponents		328		117-294	.398	42-128	.328	52-81	.642	46	123	169	33.8	97	57	66	12	23	328	65.6

Games played: 5
Points/game: 71.0
FG Pct: 41.4
3FG Pct: 29.5
FT Pct: 76.6

Rebounds/game: 39.4
Assists/game: 8.8
Turnovers/game: 12.4
Assist/turnover ratio: 0.7
Steals/game: 6.8
Blocks/game: 4.2

OPPONENT STATISTICS

Opponent	Date	Score		Total		3-Pointers		Free throws		Rebounds				pf	a	t/o	blk	stl	pts	avg
				fg-fga	pct	3fg-fga	pct	ft-fta	pct	off	def	tot	avg							
COLGATE	11/10/17	70-58	W	20-52	.385	8-29	.276	10-15	.667	6	26	32	32.0	16	11	14	2	4	58	58.0
STONY BROOK	11/14/17	72-64	W	23-58	.397	11-30	.367	7-12	.583	10	21	31	31.5	17	13	18	0	7	64	61.0
BOSTON UNIVERSITY	11/19/17	85-66	W	23-61	.377	10-27	.370	10-21	.476	8	24	32	31.7	18	14	9	3	5	66	62.7
vs Oregon	11/23/17	71-63	W	19-57	.333	5-24	.208	20-23	.870	11	25	36	32.8	30	7	17	3	4	63	62.8
vs Michigan State	11/24/17	57-77	L	32-66	.485	8-18	.444	5-10	.500	11	27	38	33.8	16	12	8	4	3	77	65.6
Opponents		328		117-294	.398	42-128	.328	52-81	.642	46	123	169	33.8	97	57	66	12	23	328	65.6
UConn		355		121-292	.414	31-105	.295	82-107	.766	56	141	197	39.4	89	44	62	21	34	355	71.0

Games played: 5
 Points/game: 65.6
 FG Pct: 39.8
 3FG Pct: 32.8
 FT Pct: 64.2

Rebounds/game: 33.8
 Assists/game: 11.4
 Turnovers/game: 13.2
 Assist/turnover ratio: 0.9
 Steals/game: 4.6
 Blocks/game: 2.4

2017-18 UConn Basketball
UConn Team Game-by-Game Comparison (as of Nov 25, 2017)
All games

Opponent	1st	2nd	Score	Mar	Total FG	FG Pct	3-Pointers	3FG Pct	Free Throws	FT Pct	Rebounds	Assist	T/Over	Block	Steal	Fouls
COLGATE	33/31	37/27	70-58	+12	23-61/20-52	.377/.385	6-20/8-29	.300/.276	18-19/10-15	.947/.667	41/32 +9	12/11	9/14	5/2	5/4	16/16
STONY BROOK	25/31	47/33	72-64	+8	25-49/23-58	.510/.397	5-16/11-30	.313/.367	17-23/7-12	.739/.583	33/31 +2	9/13	19/18	3/0	10/7	17/17
BOSTON UNIVERSITY	39/31	46/35	85-66	+19	31-67/23-61	.463/.377	10-30/10-27	.333/.370	13-20/10-21	.650/.476	52/32 +20	13/14	11/9	6/3	5/5	19/18
Oregon	38/31	33/32	71-63	+8	22-58/19-57	.379/.333	3-17/5-24	.176/.208	24-34/20-23	.706/.870	39/36 +3	4/7	10/17	2/3	10/4	23/30
Michigan State	27/28	30/49	57-77	(20)	20-57/32-66	.351/.485	7-22/8-18	.318/.444	10-11/5-10	.909/.500	32/38 (6)	6/12	13/8	5/4	4/3	14/16

Note: Game totals are displayed in the format TEAM/OPPONENT for each category

2017-18 UConn Basketball
UConn Team High/Low Analysis (as of Nov 25, 2017)
All games

UConn - TEAM GAME HIGHS

POINTS	85	BOSTON UNIVERSITY (11/19/17)
	72	STONY BROOK (11/14/17)
	71	vs Oregon (11/23/17)
	70	COLGATE (11/10/17)
	57	vs Michigan State (11/24/17)
FIELD GOALS MADE	31	BOSTON UNIVERSITY (11/19/17)
	25	STONY BROOK (11/14/17)
FIELD GOAL ATTEMPTS	67	BOSTON UNIVERSITY (11/19/17)
	61	COLGATE (11/10/17)
FIELD GOAL PERCENTAGE	.510 (25-49)	STONY BROOK (11/14/17)
	.463 (31-67)	BOSTON UNIVERSITY (11/19/17)
3 PT FIELD GOALS MADE	10	BOSTON UNIVERSITY (11/19/17)
	7	vs Michigan State (11/24/17)
3 PT FG ATTEMPTS	30	BOSTON UNIVERSITY (11/19/17)
	22	vs Michigan State (11/24/17)
3 PT FG PERCENTAGE	.333 (10-30)	BOSTON UNIVERSITY (11/19/17)
	.318 (7-22)	vs Michigan State (11/24/17)
FREE THROWS MADE	24	vs Oregon (11/23/17)
	18	COLGATE (11/10/17)
FREE THROW ATTEMPTS	34	vs Oregon (11/23/17)
	23	STONY BROOK (11/14/17)
FREE THROW PERCENTAGE	.947 (18-19)	COLGATE (11/10/17)
	.909 (10-11)	vs Michigan State (11/24/17)
REBOUNDS	52	BOSTON UNIVERSITY (11/19/17)
	41	COLGATE (11/10/17)
ASSISTS	13	BOSTON UNIVERSITY (11/19/17)
	12	COLGATE (11/10/17)
STEALS	10	vs Oregon (11/23/17)
	10	STONY BROOK (11/14/17)
BLOCKED SHOTS	6	BOSTON UNIVERSITY (11/19/17)
	5	vs Michigan State (11/24/17)
	5	COLGATE (11/10/17)
TURNOVERS	19	STONY BROOK (11/14/17)
	13	vs Michigan State (11/24/17)
FOULS	23	vs Oregon (11/23/17)
	19	BOSTON UNIVERSITY (11/19/17)

2017-18 UConn Basketball
UConn Player High/Low Analysis (as of Nov 25, 2017)
All games

UConn - INDIVIDUAL GAME HIGHS

Points	30		VITAL, Christian vs Boston University (11/19/17)
	27		LARRIER, Terry vs COLGATE (11/10/17)
	22		ADAMS, Jalen vs Michigan State (11/24/17)
	19		ADAMS, Jalen vs STONY BROOK (11/14/17)
	18		LARRIER, Terry vs Michigan State (11/24/17)
	18		LARRIER, Terry vs Oregon (11/23/17)
Field Goals Made	11		LARRIER, Terry vs COLGATE (11/10/17)
	9		VITAL, Christian vs Boston University (11/19/17)
Field Goal Att.	18		LARRIER, Terry vs COLGATE (11/10/17)
	17		ADAMS, Jalen vs Michigan State (11/24/17)
	17		LARRIER, Terry vs Michigan State (11/24/17)
	17		ADAMS, Jalen vs Oregon (11/23/17)
FG Pct (min 5 made)	.611	(11-18)	LARRIER, Terry vs COLGATE (11/10/17)
	.600	(9-15)	VITAL, Christian vs Boston University (11/19/17)
3-Point FG Made	4		LARRIER, Terry vs Michigan State (11/24/17)
	4		VITAL, Christian vs Boston University (11/19/17)
3-Point FG Att.	10		VITAL, Christian vs Boston University (11/19/17)
	8		LARRIER, Terry vs Michigan State (11/24/17)
3-Pt FG Pct (min 2 made)	1.000	(2-2)	LARRIER, Terry vs STONY BROOK (11/14/17)
	.750	(3-4)	LARRIER, Terry vs COLGATE (11/10/17)
Free Throws Made	8		VITAL, Christian vs Boston University (11/19/17)
	7		LARRIER, Terry vs Oregon (11/23/17)
Free Throw Att.	11		VITAL, Christian vs Boston University (11/19/17)
	8		LARRIER, Terry vs Oregon (11/23/17)
FT Pct (min 3 made)	1.000	(6-6)	ANDERSON, Antwoine vs Oregon (11/23/17)
	1.000	(4-4)	ANDERSON, Antwoine vs Boston University (11/19/17)
	1.000	(4-4)	ANDERSON, Antwoine vs STONY BROOK (11/14/17)
	1.000	(4-4)	ANDERSON, Antwoine vs COLGATE (11/10/17)
	1.000	(4-4)	POLLEY, Tyler vs COLGATE (11/10/17)
	1.000	(3-3)	ADAMS, Jalen vs STONY BROOK (11/14/17)
Rebounds	8		COBB, Eric vs COLGATE (11/10/17)
	7		LARRIER, Terry vs Michigan State (11/24/17)
	7		LARRIER, Terry vs Oregon (11/23/17)
	7		LARRIER, Terry vs Boston University (11/19/17)
	7		ONUORAH, David vs STONY BROOK (11/14/17)
	7		COBB, Eric vs STONY BROOK (11/14/17)
Assists	6		GILBERT, Alterique vs Boston University (11/19/17)
	6		ANDERSON, Antwoine vs COLGATE (11/10/17)
Steals	3		ANDERSON, Antwoine vs Oregon (11/23/17)
	3		GILBERT, Alterique vs Oregon (11/23/17)
	3		ADAMS, Jalen vs STONY BROOK (11/14/17)
Blocked Shots	4		CARLTON, Josh vs Boston University (11/19/17)
	3		LARRIER, Terry vs Michigan State (11/24/17)
	3		WHALEY, Isaiah vs COLGATE (11/10/17)
Turnovers	4		ANDERSON, Antwoine vs Oregon (11/23/17)
	4		LARRIER, Terry vs STONY BROOK (11/14/17)
Fouls	5		CARLTON, Josh vs Oregon (11/23/17)
	5		ONUORAH, David vs Oregon (11/23/17)
	5		ONUORAH, David vs STONY BROOK (11/14/17)
Minutes	39		ADAMS, Jalen vs Oregon (11/23/17)

2017-18 POINTS-REBOUNDS-ASSISTS-STEALS/BLOCKS

DATE	OPPONENT	RESULT	0 Anderson P-R-A-S	1 Vital P-R-A-S	3 Gilbert P-R-A-S	4 Adams P-R-A-S	5 Whaley P-R-A-B	11 Williams P-R-A-B	12 Polley P-R-A-B	21 Diarra P-R-A-B	22 Larrier P-R-A-B	23 Cobb P-R-A-B	25 Carlton P-R-A-B	34 Onuorah P-R-A-B
11/10	Colgate (GP)	W 70-58	12-2-6-2	6-2-2-0	4-6-3-0	- - -	8-4-0-3	0-0-0-0	9-4-0-0	2-4-0-0	27-6-1-0	0-8-0-0	2-3-0-0	- - -
11/14	Stony Brook (XL)	W 72-64	10-2-1-2	3-1-1-1	14-3-4-1	19-5-2-3	0-0-0-1	- - -	6-1-1-0	2-1-0-1	12-3-0-0	4-7-0-0	2-2-0-0	0-7-0-1
11/19	Boston University (XL)	W 85-66	11-5-2-1	30-5-2-1	9-6-6-1	12-6-3-2	0-0-0-0	2-2-0-0	4-2-0-0	2-1-0-0	11-7-0-1	0-0-0-0	2-4-0-4	2-5-0-0
11/23	Oregon	W 71-63	10-5-0-3	5-6-1-1	16-3-1-3	16-5-2-1	0-2-0-0	- - -	0-1-0-1	- - -	18-7-0-0	- - -	6-5-0-1	0-3-0-0
11/24	Michigan State	L 77-57	5-3-1-0	0-5-0-1	10-5-3-2	22-2-2-0	0-0-0-0	0-0-0-0	0-0-0-0	0-0-0-0	18-7-0-3	- - -	2-3-0-1	0-3-0-1

2017-18 Miscellaneous Records

UConn Record When...	Overall	AAC (reg. season)
Leading at the half:	3-0	--
Trailing at half:	1-1	--
Tied at half:	--	--
Playing overtime:	--	--
Shooting 50% or better:	1-0	--
Shooting less than 40%:	2-1	--
Opponents shoot 50% or better:	--	--
Opponents shoot 35.0-39.9%:	3-0	--
Opponents shoot 30.0-34.9%:	1-0	--
Opponents shoot less than 30%:	--	--
UConn outrebounds opponent:	4-0	--
UConn shoots 70% FT or better:	3-1	--
UConn shoots 50.0-69.9% FT:	1-0	--
UConn shoots below 50.0% FT:	--	--
Scoring 40-69 points:	0-1	--
Scoring 70-89 points:	4-0	--
Scoring 90 points or more:	--	--
Allowing 40-69 points:	4-0	--
Allowing 70-89 points:	0-1	--
Allowing 90 points or more:	--	--
Bench outscored opponent bench:	3-0	--
Game is decided by 1-4 points:	--	--
Game is decided by 5-10 points:	2-0	--
Game is decided by 11 points or more:	2-1	--
Playing at night:	4-1	--
Playing in the afternoon:	--	--

Biggest Lead:	22 pts vs. BU (11/19/17)
Biggest Deficit:	20 pts vs. Michigan St. (11/24/17)
Biggest Lead/Loss:	6 pts vs. Michigan St. (11/24/17)
Biggest Deficit/Wins:	9 pts vs. Stony Brook (11/14/17)
Biggest Halftime Lead:	8 pts vs. BU (11/19/17)
Biggest Halftime Deficit:	6 pts vs. Stony Brook (11/14/17)
Best UConn 1st Half FG%:	52.0 vs. Oregon (11/23/17)
Worst UConn 1st Half FG%:	29.6 vs. Michigan St. (11/24/17)
Best UConn 2nd Half FG%:	71.4 vs. Stony Brook (11/14/17)
Worst UConn 2nd Half FG%:	27.3 vs. Oregon (11/23/17)
Best UConn Full Game FG%:	51.0 vs. Stony Brook (11/14/17)
Worst UConn Full Game FG%:	35.1 vs. Michigan St. (11/24/17)
Best Opp. 1st Half FG%:	40.7 vs. Colgate (11/10/17)
Worst Opp. 1st Half FG%:	32.4 vs. Michigan St. (11/24/17)
Best Opp. 2nd Half FG%:	69.0 vs. Michigan St. (11/24/17)
Worst Opp. 2nd Half FG%:	33.3 vs. Oregon (11/23/17)
Best Opp. Full Game FG%:	48.5 vs. Michigan St. (11/24/17)
Worst Opp. Full Game FG%:	33.3 vs. Oregon (11/23/17)
Most Pts by UConn in 1st Half:	39 vs. BU (11/19/17)
Least Pts by UConn in 1st Half:	25 vs. Stony Brook (11/14/17)
Most Pts by UConn in 2nd Half:	47 vs. Stony Brook (11/14/17)
Least Pts by UConn in 2nd Half:	30 vs. Michigan St. (11/24/17)
Most Pts by UConn in OT:	N/A
Least Pts by UConn in OT:	N/A
Most Pts by UConn in Full Game:	85 vs. BU (11/19/17)
Least Pts by UConn in Full Game:	57 vs. Michigan St. (11/24/17)
Most Pts by Opp. in 1st Half:	31 vs. Four Opponents
Least Pts by Opp. in 1st Half:	28 vs. Michigan St. (11/24/17)
Most Pts by Opp. in 2nd Half:	49 vs. Michigan St. (11/24/17)
Least Pts by Opp. in 2nd Half:	27 vs. Colgate (11/10/17)
Most Pts by Opp. in OT:	N/A
Least Pts by Opp. in OT:	N/A
Most Pts by Opp. in Full Game:	77 vs. Michigan St. (11/24/17)
Least Pts by Opp. in Full Game:	58 vs. Colgate (11/10/17)

2017-18 STATISTICAL CATEGORY LEADERS*

LED IN SCORING: Adams (2), Larrier (2), Vital (1)
REACHED DOUBLE FIGURES: Larrier (5), Adams (4), Anderson (4), Gilbert (3), Vital (1)
40+ POINT GAMES: N/A
30+ POINT GAMES: Vital (1)
20+ POINT GAMES: Adams (1), Larrier (1), Vital (1)
LED IN REBOUNDING: Larrier (3), Cobb (2), Onuorah (1)
DOUBLE-FIGURE REBS: N/A
TRIPLE-DOUBLES: N/A
DOUBLE-DOUBLES: N/A
LED IN ASSISTS: Gilbert (3), Adams (1), Anderson (1)
DOUBLE-FIGURE ASSISTS: N/A
LED IN STEALS: Adams (2), Anderson (2), Gilbert (2)
LED IN BLOCKS: Carlton (2), Diarra (1), Larrier (1), Onuorah (1), Polley (1), Whaley (1)

*-- includes ties for the team lead

2017-18 VENUE RECORDS & ATTENDANCE

	Overall	AAC	Non-Conf.	Attendance	Ave.
Totals	4-1	--	4-1	41,185	8,237
Home	3-0	--	3-0	18,893	6,298
XL Center (15,564)	2-0	--	2-0	11,739	5,870
Gampel Pavilion (10,167)	1-0	--	1-0	7,154	7,154
Away	--	--	--	--	--
Neutral	1-1	--	1-1	22,292	11,146

2017-18 University of Connecticut Game-by-Game Box Scores

Exh 01

Wednesday, October 25, 2017 Mohegan Sun, Uncasville, Conn.
Providence 90, UConn 76

UConn 76

#	Player		Total			3-Ptr	Rebounds			PF	TP	A TO Blk Stl				Min
			FG-FGA	FG-FGA	FT-FTA		Off	Def	Tot			A	TO	Blk	Stl	
21	DIARRA, Mamadou	f	1-1	0-0	0-0	0	1	1	5	2	0	2	0	0	6	
22	LARRIER, Terry	f	3-14	0-5	1-2	0	4	4	1	7	0	2	0	0	22	
23	COBB, Eric	f	1-2	0-0	2-2	1	2	3	4	4	0	0	0	1	12	
03	GILBERT, Alterique	g	3-6	1-2	1-2	2	2	4	3	8	2	3	0	1	21	
04	ADAMS, Jalen	g	5-15	1-5	11-12	0	1	1	3	22	2	1	2	1	35	
00	ANDERSON, Antwoine	g	1-3	1-3	1-2	0	4	4	3	4	2	0	0	1	29	
01	VITAL, Christian	g	6-14	3-7	2-2	2	2	4	3	17	1	1	0	1	27	
05	WHALEY, Isaiah	g	1-1	0-0	0-1	1	1	2	0	2	0	0	0	2	15	
11	WILLIAMS, Kwinton	g	0-0	0-0	0-0	0	0	0	0	0	0	0	0	0	2	
12	POLLEY, Tyler	g	1-3	0-0	4-4	0	1	1	3	6	1	0	0	1	15	
25	CARLTON, Josh	g	1-3	0-0	2-4	2	0	2	4	4	0	1	0	1	16	
Team																
Totals			23-62	6-22	24-31	11	18	29	29	76	8	10	2	9	200	
FG % 1st Half: 10-34			29.4%	2nd half: 13-28			46.4%	Game: 23-62			37.1%	Deadball				
3FG % 1st Half: 2-12			16.7%	2nd half: 4-10			40.0%	Game: 6-22			27.3%	Rebounds				
FT % 1st Half: 9-13			69.2%	2nd half: 15-18			83.3%	Game: 24-31			77.4%	4				

PROVIDENCE 90

#	Player		Total			Rebounds			PF	TP	A	TO	Blk	Stl	Min	
			FG-FGA	FG-FGA	FT-FTA	Off	Def	Tot								
05	BULLOCK, Rodney	f	5-7	2-4	3-3	0	5	5	1	15	0	0	0	0	24	
13	YOUNG, Kalif	f	0-2	0-0	0-0	0	4	4	4	0	1	1	2	0	20	
11	DIALLO, Alpha	g	5-8	3-5	2-4	0	7	7	3	15	3	4	0	0	29	
24	CARTWRIGHT, Kyron	g	4-4	2-2	3-4	0	2	2	4	13	5	4	0	2	23	
44	JACKSON, Isaiah	g	4-4	1-1	7-8	0	4	4	2	16	1	0	1	0	23	
00	WATSON, Nate	g	4-5	0-0	0-1	3	1	4	4	8	0	2	0	0	20	
01	ASHTON-LANGFORD, M	g	3-5	0-1	4-7	0	3	3	2	10	4	4	0	0	26	
10	FONTS, Andrew	g	0-1	0-1	0-0	0	0	0	0	0	0	0	0	0	2	
25	EDWARDS, Drew	g	3-7	1-3	0-0	0	2	2	4	7	1	1	0	1	18	
33	DICKENS, Dajour	g	1-1	0-0	2-8	0	2	2	2	4	0	0	1	0	13	
34	PLANEK, Tom	g	1-1	0-0	0-0	0	0	0	0	2	0	0	0	0	2	
Team						0	1	1								
Totals			30-45	9-17	21-35	3	31	34	26	90	15	17	4	3	200	
FG % 1st Half: 12-18			66.7%	2nd half: 18-27			66.7%	Game: 30-45			66.7%	Deadball				
3FG % 1st Half: 5-7			71.4%	2nd half: 4-10			40.0%	Game: 9-17			52.9%	Rebounds				
FT % 1st Half: 11-20			55.0%	2nd half: 10-15			66.7%	Game: 21-35			60.0%	8				

Officials: Michael Stephens, John Gaffney, John Gwynn
Technical fouls: UCONN-None. PROVIDENCE-None.
Attendance: 6415

Score by periods	1st	2nd	Total
UConn	31	45	76
PROVIDENCE	40	50	90

Last FG - UConn 00:22, PC 2nd-00:39.
Largest lead - UConn, PC by 27 2nd-07:41.
UConn led for 00:00. PC led for 37:17. Game was tied for 02:43.

Points	In	Off	2nd	Fast	Bench
UConn	28	16	9	9	33
PC	34	12	5	8	31

Score tied - 1 time.
Lead changed - 0 times.

Exh 02

Monday, October 30, 2017 XL Center, Hartford, Conn.
UConn 79, Merrimack 63

MERRIMACK 63

#	Player		Total		3-Ptr	Rebounds			PF	TP	A TO Blk Stl				Min	
			FG-FGA	FG-FGA	FT-FTA	Off	Def	Tot			A	TO	Blk	Stl		
11	ANDERSON JR., Taway	f	1-3	0-0	2-2	1	0	1	0	4	0	1	0	1	18	
23	BOULTER, Ryan	f	3-8	1-5	2-2	1	6	7	1	9	2	1	0	2	32	
00	HAYES, Juvaris	g	4-13	0-0	2-3	4	6	10	3	10	4	8	0	3	29	
04	MCLAUGHLIN, Troy	g	2-6	0-2	0-0	0	1	1	0	4	2	1	0	0	24	
24	HOWES, Kyle	g	2-5	1-4	0-0	0	3	3	0	5	1	3	0	1	20	
01	CRAWFORD, Khalief	g	3-13	1-5	5-6	1	0	1	1	12	1	2	0	1	21	
03	MOORE, Devon	g	0-2	0-2	0-0	0	0	0	0	0	0	0	0	0	10	
13	LORD, Jaleel	g	2-5	2-3	1-2	0	0	0	0	7	0	1	0	0	17	
14	JENSEN, Devin	g	2-2	2-2	0-0	1	0	1	0	6	0	3	0	0	9	
15	JOYNER, Idris	g	2-3	0-0	2-3	2	0	2	3	6	4	2	0	1	17	
32	GIULIANI, David	g	0-0	0-0	0-0	1	1	2	1	0	0	0	0	0	3	
Team							3		6							
Totals			21-60	7-23	14-18	14	20	34	9	63	14	22	0	9	200	
FG % 1st Half: 11-29			37.9%	2nd half: 10-31			32.3%	Game: 21-60			35.0%	Deadball				
3FG % 1st Half: 4-13			30.8%	2nd half: 3-10			30.0%	Game: 7-23			30.4%	Rebounds				
FT % 1st Half: 3-4			75.0%	2nd half: 11-14			78.6%	Game: 14-18			77.8%	2				

UConn 79

#	Player		Total		3-Ptr	Rebounds			PF	TP	A TO Blk Stl				Min	
			FG-FGA	FG-FGA		Off	Def	Tot			A	TO	Blk	Stl		
22	LARRIER, Terry	f	8-10	0-1	1-1	1	2	3	2	17	3	3	0	3	28	
23	COBB, Eric	f	2-2	0-0	0-1	2	4	6	1	4	1	1	0	0	8	
01	VITAL, Christian	g	4-10	1-6	0-0	2	3	5	2	9	1	2	0	0	29	
03	GILBERT, Alterique	g	4-12	0-3	0-0	0	4	4	1	8	3	2	0	2	29	
04	ADAMS, Jalen	g	3-5	0-1	0-0	0	1	1	3	6	2	0	0	3	26	
00	ANDERSON, Antwoine	g	0-1	0-1	0-0	0	2	2	5	0	5	2	0	0	14	
05	WHALEY, Isaiah	g	5-6	0-0	0-0	2	3	5	1	10	0	0	0	1	8	
11	WILLIAMS, Kwinton	g	3-6	0-1	0-0	2	1	3	1	6	0	0	0	1	10	
12	POLLEY, Tyler	g	2-10	0-1	0-0	2	4	6	1	4	0	1	1	1	28	
21	DIARRA, Mamadou	g	5-7	0-0	1-2	2	1	3	0	11	0	2	2	0	10	
24	FOXEN, Christian	g	0-0	0-0	0-0	0	0	0	0	0	0	0	0	0	1	
25	CARLTON, Josh	g	2-5	0-0	0-0	2	2	4	2	4	0	1	0	0	7	
31	NOYES, Mike	g	0-1	0-0	0-0	1	0	1	1	0	0	0	0	0	2	
Team																
Totals			38-75	1-14	2-4	18	27	45	20	79	18	17	3	11	200	
FG % 1st Half: 19-38 50.0% 2nd half: 19-37 51.4% Game: 38-75 50.7% Deadball																
3FG % 1st Half: 1-7 14.3% 2nd half: 0-7 0.0% Game: 1-14 7.1% Rebounds																
FT % 1st Half: 1-3 33.3% 2nd half: 1-1 100.0 Game: 2-4 50.0% 1																

Officials: Jeff Clark, John Gaffney, Nathan Farrell
Technical fouls: MERRIMACK-None. UConn-None.
Attendance: 3861

Score by periods	1st	2nd	Total
MERRIMACK	29	34	63
UConn	40	39	79

Points	In	Off	2nd	Fast	Bench
MERRIMACK	24	16	7	14	31
UConn	70	22	20	16	35

Last FG - MERRIMACK 2nd-00:31, UCONN 2nd-02:26.
Largest lead - MERRIMACK by 2 1st-19:18, UCONN by 23 2nd-05:13.
MERRIMACK led for 00:35. UCONN led for 37:03. Game was tied for 02:22.

Score tied - 2 times.
Lead changed - 1 time.

Exh 03

Sunday, Nov. 5, 2017 Gampel Pavilion, Storrs, Conn.
UConn 100, Queens College 43

Queens College 43

#	Player		Total		3-Ptr	FT-FTA	Rebounds			PF	TP	A TO Blk Stl
---	--------	--	-------	--	-------	--------	----------	--	--	----	----	--------------

2017-18 University of Connecticut Game-by-Game Box Scores

Gm 2 Tuesday, Nov. 14, 2017 XL Center, Hartford, Conn.
UConn 72, Stony Brook 64

UConn 72, Stony Brook 64

#	Player		Total			3-Ptr		Rebounds			PF	TP	A	TO	Bk	Stl	Min		
			FG-FGA	FG-FGA	FT-FTA	Off	Def	Total											
11	SAINTEL, Junior	f	2-5	0-0	2-4	2	3	5	1	6	0	1	0	0	0	0	28		
12	STURDIVANT, Tyrell	f	4-14	2-7	1-3	1	3	4	5	11	1	4	4	0	4	32			
15	YEOBAH, Akwasi	f	3-8	1-3	1-1	1	5	6	0	8	3	3	0	0	0	34			
01	IROGBU, UC	g	2-5	2-4	0-0	1	2	3	1	6	0	2	0	2	22				
10	MCKENZIE, Jordan	g	3-13	0-6	2-2	0	0	0	4	8	4	4	0	1	1	31			
03	ALMONACY, Michael	f	1-1	1-1	0-0	0	2	2	3	4	1	0	0	0	10				
02	ALANIYI, Elijah	f	2-4	2-4	1-2	0	1	1	0	7	0	2	0	0	12				
22	SEKUNDA, Bryan	f	3-4	3-4	0-0	0	3	3	1	9	1	0	0	0	16				
32	PETRAS, Jakob	f	3-3	0-0	0-0	0	0	0	3	6	0	1	0	0	12				
35	OCHEFU, Anthony	f	0-1	0-1	0-0	1	0	1	0	0	0	0	0	0	3				
Team						4	2	6											
Totals			23-58	11-30	7-12	10	21	31	17	64	13	18	0	7	200				
FG 1st Half: 11-30			36.7%	2nd half: 12-28	42.9%	Game: 21-38			39.7%										
3FG 1st Half: 5-13			38.5%	2nd half: 6-17	35.3%	Game: 11-30			36.7%										
FT 1st Half: 5-5			80.0%	2nd half: 3-7	42.9%	Game: 7-12			58.3%										
															Deadball Rebounds				
															4				

#	Player	Total		3-Ptr		Rebounds		PF	TP	A	To	Bk	Stl	Min	
		FG	FGA	FG	FGA	FT	FTA								Off
12	POLLEY, Tyler	f	4-4	1-3	1-2	0	1	1	0	6	1	1	0	1	20
22	LARRIER, Terry	f	2-6	2-2	2-2	0	3	3	4	12	0	4	0	0	20
23	COBB, Eric	f	1-1	0-0	2-4	0	7	7	1	4	0	0	1	1	14
03	GILBERT, Altierque	g	4-9	1-2	5-7	0	3	3	2	14	4	2	0	1	33
04	ADAMS, Jalen	g	3-16	0-3	3-3	1	4	5	0	19	2	1	0	3	33
00	ANDERSON, Antwoine	g	8-4	0-0	4-4	0	2	2	2	10	1	3	0	2	28
01	VITAL, Christian		1-6	1-6	0-0	0	1	1	2	3	1	2	0	1	19
05	WHALEY, Isaiah		0-0	0-0	0-0	0	0	0	0	0	0	1	1	1	8
21	DIARRA, Mamadou		1-1	0-0	0-0	1	0	1	0	2	0	0	1	0	4
25	CARLTON, Josh		1-2	0-0	0-1	1	2	1	2	0	1	0	0	8	
34	ONOURAH, David		0-0	0-0	0-0	3	4	7	5	0	0	2	1	0	13
	Team					1	0	1				1			
	Totals		25-49	5-16	17-23	7	26	33	17	72	9	19	3	10	200
	FG 1st Half: 10-28		35.7%	2nd half: 15-21		71.4%	Game: 25-49		51.0%						Deadball
	3FG 1st Half: 3-10		20.0%	2nd half: 3-6		50.0%	Game: 15-21		31.3%						Rebounds
	FT 1st Half: 3-5		60.0%	2nd half: 14-18		77.8%	Game: 17-23		73.9%						2

Score by periods	1st	2nd	Total
STONY BROOK	31	33	64
UConn	25	47	72

	In	Off	2nd	Fast	
Points	Paint	T/O	Chance	Break	Bench
STONY	22	20	6	9	25
UCONN	34	13	2	8	17

Score tied - 0 times.
Lead changed - 6 times.

Gm 4 Thursday, Nov. 23, 2017 Moda Center, Portland, Ore.
UConn 71, Oregon 63

UConn 71, Oregon 63

#	Player	Total			3-Ptr			Rebounds			PF	TP	A	To	Bk	Stl	Min
		FG	FGA	FG-FGA	FT	FTA	Off	Def	Total								
12	POLLEY, Tyler	f	0-1	0-1	0-0	0	1	1	0	0	0	0	1	0	1	0	14
34	OUNORAH, David	f	0-0	0-0	0-0	1	2	3	5	0	0	1	0	0	0	14	
03	GILBERT, Altierque	g	12-12	2-3	2-5	0	3	3	3	16	1	2	0	3	3	32	
04	ADAMS, Jalen	g	7-17	0-3	2-5	1	4	5	2	16	2	1	0	1	1	39	
22	LARRIER, Terry	g	5-15	1-6	7-8	2	5	7	3	18	0	0	0	1	1	37	
00	ANDERSON, Antwoine	g	2-5	0-3	6-6	2	3	5	4	10	0	4	0	3	24		
01	VITAL, Christian	g	0-5	0-1	5-6	1	5	6	1	5	1	1	0	1	20		
05	WHALEY, Isaiah	g	0-1	0-0	0-1	2	0	2	0	0	0	0	0	0	6		
25	CARLTON, Josh	g	2-2	0-0	2-3	1	4	5	5	6	0	1	1	1	14		
	Team					2	0	2									
	Totals		22-58	3-17	24-34	12	27	39	23	71	4	10	2	10	200		

FG % 1st Half: 13-25 52.0%
2nd half: 9-33 27.3%
Game: 22-58 37.9%

3FG % 1st Half: 1-11 18.2%
2nd half: 1-6 16.7%
Game: 3-17 17.6%

FT % 1st Half: 2-16 62.5%
2nd half: 14-18 77.8%
Game: 24-34 70.6%

Deadball Rebounds 6.2

#	Player		Total FG-FGA	3-Ptr FG-FGA	FT-FTA	Rebounds Off Def Tot	PF	TP	A	To	Bk	Stl	Min
00	Brown, Troy	f	2-6	0-3	2-2	2 6 8	5	6	1	3	0	0	25
13	White, Paul	f	3-5	0-2	6-6	1 2 3	4	12	1	1	1	0	24
22	McIntosh, Mikyle	f	3-9	0-0	4-5	1 10 11	5	10	0	3	0	2	24
03	Pritchard, Payton	g	4-13	2-9	4-6	0 0 0	4	14	1	3	0	2	35
05	Brown, Elijah	g	2-8	1-6	0-0	1 0 1	5	5	3	3	0	0	22
01	Wooten, Kenny	g	3-4	0-0	0-0	2 7 9	3	6	0	0	0	0	19
10	Bailey Jr., Victor		0-6	0-2	4-4	2 0 2	1	4	1	1	0	0	27
11	Smith, Keith		0-1	0-0	0-0	0 0 0	1	0	0	2	1	0	12
24	Kigab, Abu		0-2	0-0	0-0	0 0 0	1	0	0	1	0	0	2
41	Sorkin, Roman		2-3	2-2	0-0	2 0 2	1	6	0	0	1	0	10
	Team					0 0 0							
	Totals		19-57	5-24	20-23	11 25 36	30	63	7	17	3	4	200
	FG % 1st Half:	12-36	33.3%	2nd half:	7-21	33.3%	Game:	19-57	33.3%				Deadball
	3FG % 1st Half:	5-14	35.7%	2nd half:	0-10	0.0%	Game:	5-24	20.8%				Rebounds
	FT % 1st Half:	5-2	100.0	2nd half:	18-21	85.7%	Game:	20-23	87.0%				1,3

Score by periods	1st	2nd	Total
UConn	38	33	71
Oregon	31	32	63

	1st	2nd	3rd	4th	5th
Points	Paint	T/O	Chance	Break	Bench
UCONN	34	20	7	2	21
ORE	26	11	10	2	16

Score tied - 9 times.
Lead changed - 17 times.

Gm 3 Sunday, Nov. 19, 2017 XL Center, Hartford, Conn.
UConn 85, Boston Univ. 66

UConn 85, Boston Univ. 66

#	Player		Total FG-FGA	3-Ptr FG-FTA	Rebounds Off Def Tot	PF	TP	A To	Blk	Stl	Min				
01	HAVENER, Nick	f	7-11	1-1	1-4	3	7	10	3	1	2	1	25		
02	SCANLON, Tyler	f	5-11	2-6	0-0	1	3	4	2	16	3	1	0	1	29
05	WHYTE, Walter	f	2-6	0-1	2-2	1	2	3	2	6	1	2	0	0	22
21	HANKERSON, Cedric	g	15-16	5-11	3-6	1	4	5	2	20	0	0	0	1	31
30	MCCOY, Javante	g	1-6	1-3	0-0	0	1	1	3	3	4	4	0	2	24
00	JOHNSON, Eric		0-3	0-1	2-3	0	1	1	0	2	1	0	0	0	16
13	GOFF, Will		1-2	1-2	0-0	0	1	1	0	3	0	0	0	0	17
14	PETCASH, Andrew		0-0	0-0	0-0	0	0	0	0	0	0	0	0	0	2
24	CHAMBERS, Kamali		0-4	0-2	0-0	0	0	0	0	0	1	0	0	0	7
41	MATHON, Sukhmail		0-1	0-0	2-2	1	0	1	2	2	0	0	0	0	9
51	MAHONEY, Max		1-2	0-0	0-4	0	4	4	4	2	1	1	1	0	18
	Team					4	1	2							
	Totals		23-61	10-27	10-21	8	24	32	18	66	14	9	3	5	200
	FG % 1st Half:	11-32	34.4%	2nd half:	12-29	41.4%	Game:	23-61	37.7%						Deadball
	FTG % 1st Half:	4-13	30.8%	2nd half:	6-14	42.9%	Game:	10-27	37.0%						Rebounds
	FT % 1st Half:	5-9	55.6%	2nd half:	5-12	41.7%	Game:	10-21	47.6%						5

#	Player		Total		3-Ptr		Rebounds			PF	TP	A	To	Blk	Stl	Min
			FG-FGA	FG-FGA	FT-FTA	Off	Def	Tot								
12	POLLEY, Tyler	f	2-4	0-0	0-0	2	0	2	0	4	0	0	0	0	0	18
22	LARRIER, Terry	f	5-12	1-4	0-1	1	6	7	2	11	0	3	1	0	0	24
30	OUNRAH, David	f	1-1	0-0	0-0	2	3	5	2	2	0	1	0	0	0	14
03	GILBERT, Ahterique	g	3-9	2-5	1-4	1	5	6	1	9	6	3	1	1	0	26
04	ANDERSON, Jalen	g	2-4	0-0	0-0	0	0	5	1	1	5	2	0	0	0	20
00	ANDERSON, Antwoine	g	3-6	1-4	4-4	0	5	5	3	11	2	0	0	1	0	30
01	VITAL, Christian	f	9-15	4-10	8-11	2	3	5	3	30	2	0	0	1	0	26
05	WHALEY, Isaiah	f	0-0	0-0	0-0	0	0	0	1	0	0	0	0	0	0	4
11	WILLIAMS, Kwintin	f	1-1	0-0	0-0	1	1	2	0	2	0	0	0	0	0	4
21	DIARRA, Mamadou	f	1-1	0-0	0-0	0	1	1	4	2	0	0	0	0	0	7
23	COBB, Eric	f	0-0	0-0	0-0	0	0	0	0	0	0	0	0	0	0	2
26	FOKEN, Christian	f	0-0	0-0	0-0	0	0	0	0	0	0	0	0	0	0	0
25	CARLTON, Josh	f	1-3	0-0	0-0	2	3	4	2	2	0	0	0	0	0	12
31	NOYES, Mike	f	0-1	0-0	0-0	0	0	0	0	0	0	0	0	0	0	2
	Team					5	4	9								
	Totals		31-67	10-30	13-20	16	36	52	19	85	13	11	6	5	0	200

Score by periods	1st	2nd	Total
Boston University	31	35	66
UConn	39	46	85

Points	In Paint	Off T/O	2nd Chance	Fast Break	Bench
BOSTON	18	10	9	10	9
UConn	36	14	17	17	47

Score tied - 2 times.
Lead changed - 5 times.

Gm 5 Friday, Nov. 24, 2017 Veterans Memorial Coliseum, Portland, Ore.
No. 4 Michigan St. 77, UConn 57

No. 4 Michigan St. 77, UConn 57

#	Player		Total		3-Ptr		Rebounds				PF	TP	A	TO	Blk	Stl	Min
			FG-FGA	FG-FGA	FT-FTA	Off	Def	Tot									
12	POLLER, Tyler	f	0-1	0-0	0-0	0	0	0	2	0	0	0	0	0	0	0	8
34	UNOJUAH, David		0-0	0-0	0-0	1	2	3	4	0	0	3	1	0	0	22	
03	GILBERT, Alterique	g	4-12	0-5	2-2	0	5	5	10	3	0	0	0	0	2	28	
04	ADAMS, Jalen		8-17	3-5	3-4	1	1	2	1	22	2	1	0	0	0	38	
22	LARRIER, Terry	g	6-17	4-8	2-2	2	5	7	0	18	0	1	3	0	0	36	
00	ANDERSON, Antwoine		2-6	0-2	1-1	1	2	3	2	5	1	3	0	0	0	29	
01	VITAL, Christian		0-4	0-2	0-0	1	4	5	0	0	0	2	0	1	1	16	
05	WHALEY, Isaiah		0-0	0-0	0-0	0	0	0	0	0	0	0	0	0	0	2	
11	WILLIAMS, Kwintin		0-0	0-0	0-0	0	0	0	1	0	0	0	0	0	0	2	
21	DIARRA, Mamadou		0-0	0-0	0-0	0	0	0	1	0	0	1	0	0	0	2	
25	CARLTON, Josh		0-0	0-0	2-2	1	2	3	3	2	0	2	1	1	1	17	
	Team					2	2	4									
	Totals		20-57	7-22	10-11	9	23	32	14	57	6	13	5	4	0	200	
	FG % 1st Half:	8-27	29.6%	2nd half:	12-30	40.0%	Game:	20-57	35.1%							Deadball	
	3FG % 1st Half:	3-12	25.0%	2nd half:	4-10	40.0%	Game:	7-22	31.8%							Rebounds	
	FT % 1st Half:	8-9	88.9%	2nd half:	2-2	100.0%	Game:	10-11	90.9%							1,2	


#	Player	Total			3-Ptr			Rebounds			PF	TP	A	TO	Bk	Stl	Min
		FG-FGA	FG-FG%	FT-FTA	FT-FT%	Off	Def	Tot									
02	Jackson Jr., Jaren	f	5-10	2-4	0-0	2	8	10	3	12	0	3	2	0		26	
44	Ward, Nick		5-9	0-0	1-3	4	5	9	1	11	1	3	0	0	20		
01	Langford, Joshua	g	3-11	1-1	1-2	1	1	2	1	8	1	1	0	0	1	31	
05	Winston, Cassius		12-15	4-5	0-0	0	2	2	3	28	5	0	0	0	27		
20	McQuaid, Matt	g	2-15	1-4	0-0	1	0	1	3	5	1	0	0	1	25		
11	Naim Jr., Lourawls		0-4	0-1	0-0	0	2	2	1	0	1	0	1	0	20		
13	Carter, Ben		0-1	0-0	0-0	0	0	0	0	0	2	0	0	0	14		
22	Bridges, Miles		3-8	0-3	0-0	2	6	8	3	6	1	1	1	0	17		
23	Tillman, Xavier		1-1	0-0	3-4	1	1	2	0	5	0	0	0	0	1	13	
34	Schilling, Gavin		1-1	0-0	0-1	0	2	2	1	2	0	0	0	0	0	7	
	Team					0	0	0									
	Totals		32-66	8-18	5-10	11	27	38	16	77	12	8	4	3	200		
	FG % 1st Half:	12-37	32.4%	2nd half:	20-29	69.0%	Game:	32-66	48.5%							Deadball Rebounds	
	3FG % 1st Half:	3-7	42.9%	2nd half:	5-11	45.5%	Game:	8-18	44.4%							3.1	
	FT % 1st Half:	1-3	33.3%	2nd half:	4-7	57.1%	Game:	5-10	50.0%								

Score by periods	1st	2nd	Total
UConn	27	30	57
Michigan State	28	49	77


	In Paint	Off T/O	2nd Chance	Fast Break	Bench
Points					
UCONN	14	4	9	5	7
MSU	40	12	13	7	13

Score tied - 1 time.
Lead changed - 4 times.


2017-18 University of Connecticut Huskies



ANTWOINE ANDERSON
Gr. G 6-2 170
Rochester, N.Y.




CHRISTIAN VITAL
So. G 6-2 178
Queens Village, N.Y.




ALTERIQUE GILBERT
R-Fr. G 6-0 171
Richmond, Va.




JALEN ADAMS
Jr. G 6-3 195
Roxbury, Mass.




ISAIAH WHALEY
Fr. F 6-8 190
Gastonia, N.C.




KWINTIN WILLIAMS
So. F 6-7 211
Anchorage, Alaska




TYLER POLLEY
Fr. F 6-8 190
Miramar, Fla.




SIDNEY WILSON
Fr. G 6-7 175
Bronx, N.Y.



MAMADOU DIARRA
R-Fr. F 6-8 217
Queens, N.Y.




TERRY LARRIER
R-Jr. G/F 6-8 185
Bronx, N.Y.



ERIC COBB
Jr. F 6-9 280
Jacksonville, Fla.




CHRISTIAN FOXEN
Sr. F 6-8 225
Rocky Hill, Conn.




JOSH CARLTON
Fr. F 6-9 242
Winterville, N.C.



MICHAEL NOYES
Gr. G 6-0 190
Granby, Conn.



DAVID ONUORAH
Gr. F 6-9 249
Lithonia, Ga.



TEMI AIYEBUSI
So. G 6-4 206
Conshohocken, Pa.



KEVIN OLLIE
Head Coach