



Mississippi State Bulldogs (12-1) vs. No. 22 Arkansas Razorbacks (11-2)

Basketball Media Relations

288 Lakeview Drive, Mississippi State, MS 39762

GREGG ELLIS, Primary Contact

(W) 662.325.3595 | (C) 662.322.0145 | gellis@athletics.msstate.edu

Twitter: @msusportsgregg & @HailStateMBK | www.hailstate.com

Mary Catherine Molay, Secondary Contact

(C) 205.907.7069 | mcmolay@athletics.msstate.edu

Twitter: @guacamolay85

SERIES INFORMATION

Series: 33-27, Arkansas

Home: 20-7, MSU

Away: 21-6, UA

Neutral: 5-1, UA

Last Meeting: MSU, 84-78 (1-10-17)

Mississippi State Coach: Ben Howland

MSU Record: 42-34, 3rd year

Career Record: 443-240, 22nd year

vs. Arkansas: 2-2

Arkansas Coach: Mike Anderson

Arkansas Record: 139-76, 7th year

Career Record: 339-174, 16th year



GAME INFORMATION

When: Tuesday, Jan. 2, 2018

Time: 8 p.m. CT

Location: Starkville, MS

Arena: Humphrey Coliseum

TV: SEC Network

PxP: Roy Philpott

Analyst: Brooke Wiesbrod

Sideline: NA

MSU Radio Network:

PxP: Neil Price

Analyst: Richard Williams

Sirius/XM: 137/190

Projected Starting 5



0 Nick Weatherspoon

6-2 | 195 | Fr. | G

Canton, MS

PPG: _____ 10.7

APG: _____ 2.4

FG%: _____ .485

FT%: _____ .694



11 Quindary Weatherspoon

6-4 | 205 | Jr. | G

Canton, MS

PPG: _____ 14.2

RPG: _____ 6.0

FG%: _____ .532

FT%: _____ .741



23 Tyson Carter

6-4 | 165 | So. | G

Starkville, MS

PPG: _____ 11.3

RPG: _____ 2.2

FG%: _____ .464

FT%: _____ .909



24 Abdul Ado

6-11 | 250 | Fr. | F

Lagos, Nigeria

PPG: _____ 6.3

RPG: _____ 6.9

FG%: _____ .625

FT%: _____ .485



35 Aric Holman

6-10 | 225 | Jr. | F

Owensboro, KY

PPG: _____ 13.1

RPG: _____ 7.3

FG%: _____ .670

FT%: _____ .634

WHAT TO NOTE AS MSU PLAYS ARKANSAS . . .

- MSU 45-39 in SEC lid-lifters — 30-19 at home, 15-19 on the road and 0-1 at neutral sites.
- The Bulldogs are 3-1 versus Arkansas in openers, with the last meeting coming in 2012, a 98-88 loss in Fayetteville.
- MSU's most common league-opening foe is Auburn (21, 10-11).
- Mississippi State has lost four-straight SEC openers, with its last win coming against South Carolina in 2013.
- With his one block against the Ospreys, **Aric Holman** needs just five more to tie Gavin Ware for the eighth most in school history.
- Against North Florida, MSU scored 100-plus points for the first time since a 106-88 win against Eastern Washington in **Ben Howland's** first game as head coach on Nov. 13, 2015. It also marked the 54th time in school history the Dogs have reached the century mark.
- The 109 points scored were the most since MSU totaled 107 against Arkansas-Pine Bluff on Nov. 23, 1999.
- Mississippi State has now shot 50 percent or better from the floor seven times this season. Last year, the total was eight.
- It's 62-percent shooting against the Ospreys was its best since making 62.0 percent of its shots against Auburn on Jan. 16, 2011.
- Against North Florida, both **Aric Holman** and **Xavian Stapleton** had career highs with 23 and 16 points, respectively.
- Abdul Ado** has 28 blocks on the year, a total that's eighth best by an MSU freshman in school history. His 2.3 clip is third in the SEC and the highest in school history for a freshman.
- The Bulldogs have now won 11 home games, it's most since also winning 11 in 2014.
- MSU leads the SEC and is 21st nationally in points allowed at 62.6.
- Mississippi State is looking for its first 13-1 start since opening the 2003-04 campaign 21-1.
- The Bulldogs are looking to snap a 18-game losing streak against ranked opponents.

2017-18 MISSISSIPPI STATE SCHEDULE/RESULTS

NOVEMBER

10	ALABAMA STATE (SECN+)	W, 96-68
18	FLORIDA A&M (SECN+)	W, 79-48
20	GREEN BAY (SECN+)	W, 77-68
22	STEPHEN F. AUSTIN (SECN+)	W, 80-75
26	JACKSONVILLE STATE (SECN+)	W, 59-56
30	NORTH DAKOTA STATE (SECN)	W, 83-59

DECEMBER

3	DAYTON (SECN)	W, 61-59
9	NORTH GEORGIA (SECN+)	W, 95-62
12	at Cincinnati (ESPN2)	L, 65-50
16	UT Martin (SECN+)	W, 92-61
20	LITTLE ROCK (SECN+)	W, 64-48
23	vs. Southern Miss ^	W, 70-64
30	North Florida (SECN+)	W, 109-81

JANUARY

2	ARKANSAS (SECN)	8 p.m.
6	at Ole Miss (SECN)	3:30 p.m.
10	at Florida (SECN)	6 p.m.
13	AUBURN (SECN)	2:30 p.m.
16	VANDERBILT (SECN)	6 p.m.
20	at Alabama (SECN)	7:30 p.m.
23	at Kentucky (ESPN)	8 p.m.
27	MISSOURI (SECN)	7:30p.m.
31	at South Carolina (SECN)	7:30 p.m.

FEBRUARY

3	GEORGIA (ESPNU)	5 p.m.
6	ALABAMA (SECN)	6 p.m.
10	at Missouri (ESPN2)	1 p.m.
14	at Vanderbilt (SECN)	6 p.m.

17	OLE MISS (SECN)	7:30 p.m.
20	at Texas A&M (SECN)	6 p.m.
24	SOUTH CAROLINA (SECN)	2:30 p.m.
27	TENNESSEE (SECN)	6 p.m.

MARCH

3	at LSU (SECN)	Noon
---	---------------	------

2018 SEC Tournament

8-12	SEC Tournament (SECN, ESPNU, ABC)	TBA
------	-----------------------------------	-----

^ - Jackson, Miss (Mississippi Coliseum)

! - St. Louis (Scottrade Arena)

2017-18 MISSISSIPPI STATE NUMERICAL ROSTER

No.	Name	Pos.	Ht.	Wt.	Yr.	Exp.	Hometown
0	Nick Weatherpsoon	G	6-2	195	Fr.	HS	Canton, MS (Velma Jackson HS)
1	Lamar Peters	G	6-0	185	So.	1L	New Orleans, LA (Landry-Walker HS)
2	Eli Wright	G	6-4	190	So.	1L	Owensboro, KY (22 Feet Academy)
3	Xavian Stapleton	G	6-6	210	Jr.	1L	Flora, MS (Louisiana Tech)
5	Mitchell Storm	F	6-7	202	So.	TR	Madison, MS (East Mississippi CC)
10	Tate Clayton	G	6-2	170	Fr.	HS	Tupelo, MS (Tupelo HS)
11	Quinnndary Weatherspoon	G	6-4	205	Jr.	2L	Canton, MS (Velma Jackson HS)
12	Drew Davis	G	5-10	165	Sr.	1L	Atlanta, GA (Ft. Walton Beach HS)
13	Nick Singleton	G	6-5	195	Jr.	1L	Decatur, GA (Kennesaw State)
15	T.J. Gray	G	6-0	170	So.	HS	Columbus, MS (Columbus HS)
22	KeyShawn Feazell	F	6-8	230	Fr.	HS	New Hebron, MS (Lawrence County HS)
23	Tyson Carter	G	6-4	165	So.	1L	Starkville, MS (Starkville HS)
24	Abdul Ado	F	6-11	250	Fr.	HS	Lagos, Nigeria (Hamilton Heights HS)
35	Aric Holman	F	6-10	225	Jr.	2L	Owensboro, KY (Owensboro HS)
45	E.J. Datcher	C	6-10	240	Fr.	1L	Harpersville, AL (Vincent HS)

Head Coach:	Ben Howland (Weber State, 1979; 3rd year)
Assistant Coaches:	George Brooks (Mississippi State, 1997; 8th year) Korey McCray (Mercer, 2001; 3rd year) Ernie Zeigler (Cleary College, 1994; 3rd year)
Director of Basketball Operations:	Michael Moynihan
Director of Basketball Performance:	Collin Crane
Graduate Assistant Coaches:	Alfred Aboya Bo Rodriguez

2016-17 A-Z Roster

No.	Name	Yr.
24	Ado, Abdul	Fr.
23	Carter, Tyson	So.
10	Clayton, Tate	Fr.
45	Datcher, EJ	So.
12	Davis, Drew	Sr.
22	Feazell, KeyShawn	Fr.
15	Gray, T.J.	So.
35	Holman, Aric	Jr.
1	Peters, Lamar	So.
13	Singleton, Nick	Jr.
3	Stapleton, Xavian	Jr.
5	Storm, Mitchell	So.
0	Weatherspoon, Nick	Fr.
11	Weatherspoon, Quinnndary	Jr.
2	Wright, Eli	So.

By State/Country

Alabama (1)		
45	Datcher, EJ	So.
Georgia (2)		
12	Davis, Drew	Sr.
13	Singleton, Nick	Jr.
Kentucky (2)		
35	Holman, Aric	Jr.
2	Wright, Eli	So.
Louisiana (1)		
1	Peters, Lamar	So.
Mississippi (8)		
23	Carter, Tyson	So.
10	Clayton, Tate	Fr.
22	Feazell, KeyShawn	Fr.
15	Gray, T.J.	So.
3	Stapleton, Xavian	Jr.
5	Storm, Mitchell	So.
0	Weatherspoon, Nick	Fr.
11	Weatherspoon, Quinnndary	Jr.
Nigeria (1)		
24	Ado, Abdul	Fr.

PRONUNCIATION GUIDE

ABDUL ADO: AB-DOOL A-DO

ARIC HOLEMAN: ERIC

QUINNNDARY WEATHERSPOON: QUINN-DARE-EE

XAVIAN STAPLETON: ZAY-VEE-AWN

GENERAL INFORMATION

Location: Starkville, MS
 Founded: February 28, 1878
 Enrollment: 21,622
 Conference: SEC
 Nickname: Bulldogs
 Colors: Maroon & White
 Arena: Humphrey Coliseum (10,500)
 President: Dr. Mark E. Keenum
 Athletics Director: John Cohen
 Web Site: www.hailstate.com
 Twitter: @HailStateMBK
 Hashtag: #HailState

BASKETBALL HISTORY

First Year of Basketball: 1908-09
 All-Time Record: 1,389-1,176/106 years
 All-Time SEC Record: 577-761
 Total Number of Head Coaches: 20
 Humphrey Coliseum Record: 439-178
 20-Win Seasons: 17
 NCAA Tournament Appearances: 10 (11-10)
 NCAA Tournament Final Fours: 1 (1996)
 NIT Appearances: 8 (7-8)
 NIT Final Fours: 1 (2007)
 SEC Championships: 6
 (2004, 1991, 1963, 1962, 1961, 1959)
 SEC Tournament Championships: 3
 (2009, 2002 and 1996)
 SEC Tournament Record: 30-53
 SEC Western Division Titles: 7
 (2010, 2008, 2007, 2004, 2003, 1996, 1995)

TEAM INFORMATION

2016-17 Overall Record: 16-16
 2016-17 SEC Record: 6-12, 12th
 National Ranking: n/a
 Starters Returning/Lost: 4/2
 Letterwinners Returning/Lost: 10/4
 Newcomers: 6
 Roster (Sr./Jr./So./Fr.): (1/4/6/4)

MEDIA INFORMATION

Credentials

Media members may obtain both season credentials and game-by-game passes by contacting Gregg Ellis at 662-325-3595.

SEC Teleconference

The SEC Teleconference is coordinated through the SEC media relations office. To participate, contact Craig Pinkerton of the SEC at 205-458-3038. Ben Howland is scheduled for 11:17 a.m. CT.



Media On Twitter

Will Sammon, Clarion Ledger
 @WillSammon
David Brandt, Associated Press
 @davidbrandtAP
Bob Carskadon, HailState Beat
 @bobcarskadon
Joel Coleman, Starkville Daily News
 @JoelTColeman
Robbie Faulk, 24/7 Sports
 @robbiefaulk247
Paul Jones, 24/7 Sports
 @PJ247Sports
Logan Lowery, Daily Journal
 @loganlowery
David Murray, Dawgs' Bite
 @DawgsBiteMag
Danny P. Smith, Starkville Daily News
 @sdndannyp
Gene Swindoll, Gene's Page
 @GeneSwindoll
Brett Hudson, Commercial Dispatch
 @Brett_Hudson
Steve Robertson, Commercial Dispatch
 @ScoutSteveR

MISSISSIPPI STATE TV/RADIO ROSTER

**0 Nick Weatherspoon**

FR | G | 6-2 | 195

Canton, MS

**1 Lamar Peters**

SO | G | 6-0 | 185

New Orleans

**2 Eli Wright**

SO | G | 6-4 | 190

Owensboro, KY

**3 Xavian Stapleton**

JR | G | 6-6 | 210

Flora, MS

**5 Mitchell Storm**

SO | F | 6-7 | 202

Madison, MS

**10 Tate Clayton**

FR | G | 6-2 | 170

Tupelo, MS

**11 Quindary Weatherspoon**

JR | G | 6-4 | 205

Canton, MS

**12 Drew Davis**

SR | G | 5-10 | 165

Atlanta, GA

**13 Nick Singleton**

JR | G | 6-5 | 195

Decatur, GA

**15 T.J. Gray**

SO | G | 6-0 | 170

Columbus, MS

**22 KeyShawn Feazell**

FR | F | 6-8 | 230

New Hebron, MS

**23 Tyson Carter**

SO | G | 6-4 | 165

Starkville, MS

**24 Abdul Ado**

FR | F | 6-11 | 250

Lagos, Nigeria

**34 Schnider Herard**

SO | C | 6-10 | 260

Port-Au-Prince, Haiti

**35 Eric Holman**

JR | F | 6-10 | 225

Owensboro, KY

**45 E.J. Datcher**

SO | C | 6-10 | 240

Harpersville, AL

**Ben Howland**

Head Coach

3rd Year

**George Brooks**

Assistant Coach

8th Year

**Korey McCray**

Assistant Coach



3rd Year

**Ernie Zeigler**

Assistant Coach

3rd Year

TALE OF THE TAPE

	78.1	62.6	48.6	31.6	67.2	39.9	+6.5	14.8	14.8	+1.4	1.0	7.3	6.0
	Points	Opp Points	FG%	3FG%	FT%	RB	RBM	ASST	TO	TM	AST-TO Ratio	STL	BL
	90.4	74.6	50.6	40.9	68.6	35.6	-0.2	16.7	10.5	+5.5	1.6	7.2	5.3

Leaders	Scoring	Rebounds	Assists	Steals	Blocks
MSU	Q. Weatherspoon, 14.2	Holman, 73	Q. Weatherspoon, 4.6	Q. Weatherspoon, 1.5	Ado, 2.3
OPP	Barford, 19.3	Gafford, 6.4	Macon, 4.1	Macon, 1.4	Gafford, 2.2

Last Time Out For Arkansas
✓ Beat No. 19 Tennessee in OT, 95-93.
✓ Daryl Macon led Arkansas with 33 points.
✓ UA had 9 assists, 12 turnovers and 7 blocks.
✓ UT won the battle of the boards, 41-34.
✓ Daniel Gafford had 8 rebounds.
✓ The Vols led 38-31 at the break.
✓ The Razorbacks forced 14 turnovers.
✓ Arkansas was 33-61 shooting, 8-20 beyond the arc. Tennessee was 32-71, 11-25.

Last Time Out For Mississippi State
✓ Beat North Florida, 109-81.
✓ Aric Holman had a career-high 23 points.
✓ MSU led 47-43 at the break.
✓ MSU won the battle of the boards, 46-21.
✓ Abdul Ado had 9 rebounds.
✓ MSU had 24 assists and collected 7 steals.
✓ The Bulldogs forced 14 turnovers..
✓ MSU was 44-71 shooting, 7-18 beyond the arc. UNF was 27-63, 12-29.

Arkansas Series Breakdown
(UA leads, 33-27)
Last MSU win: 84-78 (2016-17)
Last UA win: 82-687 (2015-16)
Current MSU win streak: 2
Biggest MSU win: 79-39 (1951-52)
Biggest UA win: 115-58 (1992-93)
at Starkville
(MSU leads, 20-7)
Last MSU win: 78-46 (2015-16)
Last UA win: 65-61 (2014-15)
Current MSU win streak: 1
Biggest MSU win: 79-39 (1951-52)
Biggest UA win: 84-76 (1991-92)

PLAYERS VERSUS ARKANSAS

Player	G-GS	Mins	FGM-FGA	Pct	3GM-3GA	Pct	FTM-FTA	Pct	Rebs	Ast	TO	BS	Stl	Pts
Carter	1-0	10	1-4	.250	1-3	.333	0-0	.000	0-0.0	0	0	0	0	3-3.0
Datcher	1-0	7	0-1	.000	0-0	.000	0-0	.000	2-2.0	0	0	0	0	0-0.0
Holman	3-1	52	6-11	.545	1-2	.500	3-7	.429	19-6.3	5	3	5	0	16-5.3
Peters	1-1	30	5-12	.417	4-10	.400	0-0	.000	3-3.0	2	3	0	0	14-14.0
Stapleton	1-0	14	2-5	.400	0-2	.000	6-7	.857	7-7.0	0	0	0	1	10-10.0
Weatherspoon	3-2	85	15-32	.469	8-14	.571	8-10	.800	22-7.3	6	2	2	5	46-15.3
Wright	1-0	3	1-2	.500	0-0	.000	0-0	.000	2-2.0	0	0	0	0	2-2.0

A LOOK AT THE SEC

2017-18 SEC Standings

	SEC	Overall
Alabama	1-0 1.000	9-4 .692
Arkansas	1-0 1.000	11-2 .846
Florida	1-0 1.000	9-4 .692
Kentucky	1-0 1.000	11-2 .846
Ole Miss	1-0 1.000	8-5 .833
Mississippi State	0-0 .000	12-1 .923
Missouri	0-0 .000	10-3 .769
Auburn	0-0 .000	12-1 .923
LSU	0-0 .000	9-3 .750
South Carolina	0-1 .000	9-4 .692
Georgia	0-1 .000	9-3 .750
Tennessee	0-1 .000	9-3 .750
Texas A&M	0-1 .000	11-2 .846
Vanderbilt	0-1 .000	5-8 .385

As of January 2, 2018

Upcoming Games

Today
Auburn at Tennessee, 6 p.m.
Alabama at Vanderbilt, 6 p.m.
Florida at Texas A&M, 8 p.m.
Arkansas at Mississippi State, 8 p.m.
January 3 (Wednesday)
Ole Miss at Georgia, 5:30 p.m.
Kentucky at LSU, 7:30 p.m.
Missouri at South Carolina, 8 p.m.
January 6 (Saturday)
Alabama at Georgia, 11 a.m.
Florida at Missouri, noon
LSU at Texas A&M, 1:15 p.m.
Mississippi State at Ole Miss, 3:30 p.m.
Arkansas at Auburn, 5 p.m.
Vanderbilt at South Carolina, 5:45 p.m.
Kentucky at Tennessee, 8 p.m.

Recent Scores

December 27
South Carolina 74, Limestone 45
Arkansas 95, CSU Bakersfield 69
December 28
LSU 71, Memphis 61
December 28
Kentucky 90, Louisville 61
December 30
Arkansas 95, Tennessee 93 ot
Auburn 98, Cornell 77
Mississippi St. 109, North Florida 81
Florida 81, Vanderbilt 74
Alabama 79, #5 Texas A&M 57
December 31
Kentucky 66, Georgia 61
Ole Miss 74, South Carolina 69

A LOOK AT THE LAST MEETING

January 10, 2017
Bud Walton Arena



84



78



■ Mississippi State improved to 2-1 in SEC play with the 84-78 win in Fayetteville.

■ Four players scored in double-digits, led by Quindary Weatherspoon with 25.

■ Aric Holman earned the double-double with 11 points and 11 rebounds.

■ MSU rallied from a 7-point deficit to snap a four-game losing skid at Bud Walton.

■ Weatherspoon gave MSU the lead for good at the 13:11 mark.

■ The victory gave the Bulldogs back-to-back SEC road wins for the first time since 2011.

■ Arkansas native I.J. Ready had 5 steals and won for the first time in his home state.

KEY NUMBER: 32

MSU attempted 32 FTs

Mississippi State 84 • 11-4, 2-1 SEC

##	Player		Total	3-Ptr	Rebounds			PF	TP	A	TO	Blk	Stl	Min
			FG-FGA	FG-FGA	FT-FTA	Off	Def	Tot						
35	Aric Holman	f	4-9	1-2	2-4	6	5	11	1	11	1	0	2	29
34	Schnider Herard	c	1-3	0-0	2-5	2	2	4	3	4	0	4	0	15
01	Lamar Peters	g	5-12	4-10	0-0	0	3	3	1	14	2	3	0	30
04	Mario Kegler	g	2-5	0-2	3-6	0	3	3	4	7	5	3	0	28
11	Q Weatherspoon	g	8-11	6-7	3-4	2	4	6	2	25	2	0	0	34
02	Eli Wright		1-2	0-0	0-0	1	1	2	1	2	0	0	0	3
03	Xavian Stapleton		2-5	0-2	6-7	3	4	7	2	10	0	0	0	14
15	IJ Ready		1-3	0-0	6-6	0	3	3	1	8	4	4	0	30
23	Tyson Carter		1-4	1-3	0-0	0	0	0	1	3	0	0	0	10
45	E.J. Datcher		0-1	0-0	0-0	1	1	2	1	0	0	0	0	7
Team						0	0	0			2			
Totals			25-55	12-26	22-32	15	26	41	17	84	14	16	2	200

FG % 1st Half: 13-31 41.9% 2nd half: 12-24 50.0% Game: 25-55 45.5%
 3FG % 1st Half: 7-15 46.7% 2nd half: 5-11 45.5% Game: 12-26 46.2%
 FT % 1st Half: 7-12 58.3% 2nd half: 15-20 75.0% Game: 22-32 68.8%

Deadball
Rebound:
6

Arkansas 78 • 12-4, 1-3 SEC

##	Player		Total	3-Ptr	Rebounds			PF	TP	A	TO	Blk	Stl	Min
			FG-FGA	FG-FGA	FT-FTA	Off	Def	Tot						
05	COOK,ARLANDO	f	1-3	0-0	1-2	1	2	3	2	3	1	1	0	11
33	KINGSLEY,MOSES	f	7-12	1-2	4-6	1	3	4	5	19	0	2	0	29
00	BARFORD,JAYLEN	g	4-8	0-3	2-3	2	3	5	3	10	1	1	0	23
04	MACON,DARYL	g	3-7	1-4	1-1	0	1	1	2	8	2	2	0	24
21	WATKINS,MANUALE	g	1-2	0-0	0-0	0	0	0	1	2	2	1	0	18
01	THOMPSON,TREY		0-0	0-0	0-0	0	2	2	3	0	3	0	0	10
02	BAILEY,ADRIANO		0-0	0-0	0-0	0	0	0	0	0	0	0	0	1
03	HANNAHS,DUSTY		6-13	3-7	2-2	1	2	3	2	17	1	1	0	27
13	THOMAS,DUSTIN		2-4	0-0	4-8	4	3	7	1	8	0	1	0	26
23	JONES,CJ		0-1	0-1	0-0	0	0	0	0	0	0	0	0	5
31	BEARD,ANTON		4-9	2-4	1-1	1	1	2	2	11	2	0	0	26
Team						0	2	2						
Totals			28-59	7-21	15-23	10	19	29	21	78	12	9	0	200

FG % 1st Half: 12-25 48.0% 2nd half: 16-34 47.1% Game: 28-59 47.5%
 3FG % 1st Half: 3-7 42.9% 2nd half: 4-14 28.6% Game: 7-21 33.3%
 FT % 1st Half: 7-12 58.3% 2nd half: 8-11 72.7% Game: 15-23 65.2%

Deadball
Rebound:
3

Officials: Joe DeRosa, Pat Adams, Lee Cassell
 Technical fouls: Mississippi State-None. Arkansas-None.
 Attendance: 15111
 Estimated Actual Attendance: 8,007
 Fouled out: Arkansas #33, Kingsley (0:11.1 2H)

Score by periods	1st	2nd	Total
Mississippi State	40	44	84
Arkansas	34	44	78

The Last 30 Between Arkansas and Mississippi State

2002: UA, 75-64 at Fayetteville	2007: MSU, 84-60 at Starkville	2012: MSU, 88-78 at Fayetteville
MSU, 89-83 at Starkville	UA, 67-58 at Fayetteville	UA, 98-88 at Fayetteville
2003: MSU, 84-54 at Starkville	UA, 81-72 at Atlanta, Ga.*	MSU, 79-59 at Starkville
UA, 53-51 at Fayetteville	2008: UA, 78-58 at Fayetteville	2013: UA, 96-70 at Fayetteville
2004: MSU, 80-62 at Starkville	MSU, 80-74 at Starkville	2014: UA, 73-69 at Starkville
MSU, 77-70 at Fayetteville	2009: MSU, 70-56 at Fayetteville	2015: UA, 61-41 at Fayetteville
2005: MSU, 80-55 at Starkville	MSU, 86-77 at Starkville	UA, 65-61 at Starkville
MSU, 57-55 at Fayetteville	2010: MSU, 82-80 at Starkville	2016: UA, 82-68 at Fayetteville
2006: MSU, 69-67 at Starkville	UA, 67-62 at Fayetteville	MSU, 78-46 at Starkville
UA, 80-70 at Fayetteville	2011: MSU, 67-56 at Starkville	2017: MSU, 84-78 at Fayetteville

Humphrey Coliseum History**First Game:**..... Dec. 1, 1975; MSU 85, Indiana St. 82**Overall Record:**..... 439-178 (.712)**Non-Conference Record:**..... 233-37 (.863)**SEC Record:**..... 216-141 (.605)**Humphrey Coliseum Yearly Records**

Year	Attn.	Avg.	Record (SEC)
1975-76	70,081	5,006	10-4 (5-4)
1976-77	76,232	5,082	11-4 (5-4)
1977-78	72,025	5,540	11-2 (8-1)
1978-79	99,906	7,136	11-3 (7-2)
1979-80	67,209	6,721	6-4 (5-4)
1980-81	48,214	4,018	6-6 (3-6)
1981-82	56,414	4,030	7-7 (3-6)
1982-83	68,416	5,263	11-2 (7-2)
1983-84	61,508	4,393	6-8 (3-6)
1984-85	89,370	6,384	11-3 (7-2)
1985-86	43,927	3,379	4-9 (3-6)
1986-87	40,715	2,908	7-7 (3-6)
1987-88	54,074	4,160	9-4 (5-4)
1988-89	74,344	5,719	9-4 (5-4)
1989-90	74,623	5,740	9-4 (5-4)
1990-91	102,072	7,852	12-1 (8-1)
1991-92	72,142	5,549	8-5 (4-4)
1992-93	61,172	4,706	10-3 (5-3)
1993-94	88,687	6,335	10-4 (5-3)
1994-95	80,681	6,723	11-1 (7-1)
1995-96	97,996	7,538	10-3 (6-2)
1996-97	74,275	5,305	10-4 (5-3)
1997-98	77,954	5,996	7-6 (2-6)
1998-99	70,257	5,018	12-2 (6-2)
1999-00	61,764	4,412	10-4 (4-4)
2000-01	77,654	4,568	13-4 (6-2)
2001-02	79,642	5,689	13-1 (7-1)
2002-03	98,312	7,022	12-2 (7-1)
2003-04	111,940	7,996	12-2 (6-2)
2004-05	103,031	7,925	11-2 (6-2)
2005-06	90,875	5,680	11-5 (5-3)
2006-07	123,736	6,512	16-3 (6-2)
2007-08	106,672	7,111	12-3 (7-1)
2008-09	157,111	8,728	13-5 (5-3)
2009-10	116,919	6,878	13-4 (6-2)
2010-11	97,069	5,710	12-5 (5-3)
2011-12	152,363	8,019	15-4 (6-2)
2012-13	94,092	6,721	7-7 (3-6)
2013-14	123,743	6,875	11-7 (3-6)
2014-15	106,946	6,291	9-8 (3-6)
2015-16	99,338	6,623	10-5 (5-4)
2016-17	124,347	7,314	10-7 (4-5)
2017-18	74,635	6,785	11-0

vs. SEC Opponents

Opponent	GP	W	L	PCT.	Str.
Alabama	41	22	19	.537	L4
Arkansas	24	18	6	.750	W1
Auburn	40	28	12	.700	W6
Florida	29	14	15	.483	L3
Georgia	30	18	12	.600	L4
Kentucky	30	9	21	.300	L5
LSU	40	25	15	.615	W2
Missouri	4	3	1	.750	W2
Ole Miss	42	33	9	.786	L1
S. Carolina	14	10	4	.714	L1
Tennessee	31	15	16	.484	L3
Texas A&M	4	2	2	.500	W1
Vanderbilt	29	20	9	.690	W2

MSU KNOWS HOW TO WIN GAMES AT 'THE HUMP'

Over the course of the last decade, Mississippi State's Humphrey Coliseum has become a difficult venue for opposing teams. This year, Mississippi State is 11-0.

The Bulldogs have compiled a 43-season composite record of 439-178 (.712) at "The Hump" since Mississippi State's basketball facility opened prior to the 1975-76 campaign.

TRACKING MSU'S HOME SUCCESS UNDER BEN HOWLAND

Season	Overall		SEC		Non-SEC	
	Record	Win %	Record	Win %	Record	Win %
2015-16	10-5	.667	5-4	.556	5-1	.833
2016-17	10-7	.563	4-5	.444	6-2	.750
2017-18	11-0	1.000			11-0	1.000
Totals	31-12	.721	9-0	.500	22-3	.880

A LOOK AT THE HISTORY OF HUMPHREY COLISEUM**LARGEST CROWDS
AT THE HUMP**

Crowd	Opponent	Date
10,788	Kentucky	2-16-10
10,735	Ole Miss	2-7-04
10,645	Ole Miss	2-23-02
10,541	Florida	1-7-03
10,458	Auburn	3-2-04
10,437	Alabama	2-21-04
10,432	Alabama	3-5-05
10,432	Kentucky	1-13-04
10,429	Ole Miss	2-15-03
10,421	Ole Miss	1-26-08
10,412	Ole Miss	1-13-09
10,364	Ole Miss	2-9-12
10,338	Florida	1-24-07
10,315	Kentucky	1-9-96

**INDIVIDUAL MSU
RECORDS AT THE HUMP****Most Points Scored**

40, Rickey Brown (Auburn, 3-7-77)

Most Rebounds

24, Wiley Peck (Alabama, 1-27-79)

Most Assists

15, Al Perry (Vanderbilt, 1-29-77)

**TEAM MSU
RECORDS AT THE HUMP****Most Points Scored**

123, Troy State (12-5-95)

Most Rebounds

75, Mississippi Valley St. (11-21-00)

Most Consecutive Wins

14, 1-22-03 to 1-10-04



CHARTING Q.

Jr | G | 6-4
Canton, MS

MSU Career Scoring Chart

1. Jeff Malone	2,142
2. Bailey Howell	2,030
10. Jerry Jenkins	1,503
20. Timmy Bowers	1,300
31. Tyrone Washington	1,119
32. W.D. "Red" Stroud	1,116
33. Larry Fry	1,079
34. Fred Thomas	1,050
35. Lawrence Roberts	1,048
36. Greg Lockhart	1,042
37. Q. Weatherpspoon	1,034

SEC Season Rank

Scoring 19th



CHARTING Aric Holman

Jr | F | 6-10
Owensboro

MSU Career Blocks Chart

1. Jarvis Varnado	564
2. Erick Dampier	249
3. Tyrone Washington	198
4. Kalpatrick Wells	183
5. Rickey Brown	163
6. Charles Rhodes	143
7. Wiley Peck	117
8. Gavin Ware	100
9. Aric Holman	95
10. Derrick Zimmerman	89

SEC Season Rank

Blocks

WELCOME TO 1,000 POINTS

■ With 2:07 left in the first half against Little Rock on Dec. 20 at Humphrey Coliseum, junior All-SEC guard **Quinnndary Weatherspoon** made a free throw to give him 1,000-career points.

He is now the 37th player in school history to reach that feat.

VOTE GETTERS

■ In the AP Poll released on Jan. 2, Mississippi State received one vote. The Bulldogs haven't been ranked since the 2012 campaign.

WHEN Q HITS 20

■ When junior guard **Quinnndary Weatherspoon** scores 20 or more points, Mississippi State benefits.

He's now reached that feat 14 times in his career following the Little Rock game, and the Bulldogs are 12-2 in those games.

Opponent	Points	Result
(2016)		
Tennessee	23	L, 80-75
Vanderbilt	24	W, 75-74
(2017)		
Norfolk State	22	W, 78-74
Boise State	25	W, 80-68
Oregon State	21	W, 74-57
Morehead State	27	W, 85-76
UMKC	25	W, 77-54
Arkansas	25	W, 84-78
Missouri	29	W, 89-74
Auburn	25	L, 98-82
(2018)		
Stephen F. Austin	20	W, 80-75
North Georgia	22	W, 95-62
UT Martin	21	W, 92-61
Little Rock	21	W, 64-48

2 FOR 20 X 2

■ Twice this season, Mississippi State has had two players score 20 or more points in the same game.

The first time was against Green Bay with **Tyson Carter** (25) and

Quinnndary Weatherspoon (20).

Then it happened against UT Martin with **Aric Holman** (21) and Weatherspoon (21) again.

Prior to this season, the last that happened was on Feb. 7, 2017, at Auburn when Weatherspoon totaled 25 and **Lamar Peters** had 23.

Q & GAME WINNERS

■ Game-winning shots have become the norm for junior All-SEC guard and leading scorer **Quinnndary Weatherspoon**.

On Dec. 3 at home against Dayton, he collected a steal with 4 seconds left and went the length of the court for a layup to give MSU a thrilling 61-59 win.

Then against Jacksonville State, he drained a 3-pointer with 0.7 seconds left to lift the Bulldogs to a dramatic 59-56 win.

As a freshman against Vanderbilt, he drained a buzzer beater from 3-point range for a 75-74 victory.

SEEING DOUBLE

■ In the season opener against Alabama State, **Aric Holman** wasted little time recording a double-double.

The junior forward poured in 18 and grabbed 11 rebounds in the Bulldogs' win.

Against Green Bay, **Abdul Ado** broke into the category for his first with 12 points and 11 boards in just his second game at MSU.

Against Dayton, **Quinnndary Weatherspoon** had 11 points and 10 rebounds for his third-career double-double.

Then against Cincinnati, Holman delivered again with 18 points and 10 rebounds.

He matched the feat in the win against UT Martin, marking the first time he's had double-doubles in back-to-back games.

In doing so, he had career highs in points (21) and rebounds (12).

LITTLE ACTION AT FTL

■ Three times this season, Mississippi State has limited opponents to just six free throw attempts or fewer.

Jacksonville State was the first, going 6-6 before North Georgia went 0-5.

Then against UT Martin on Saturday, the Skyhawks were just 4-6.

The last time MSU held an opponent without a free throw was on Jan. 19, 1985, in a 61-44 win against Ole Miss.

MSU FOUL SHOTS

■ Although Mississippi State made it the charity stripe 20 times against North Florida, four times this season it's attempted nine or fewer shots.

As a results, the Bulldogs are last in the SEC in free throws made (168) and second in attempts (250).

STRONG REBOUND MARGIN

■ Mississippi State out-rebounded North Florida, 46-21, it's largest margin this year.

The 21 boards were the fewest MSU has allowed this year and the least amount since Utah State had the same on Nov. 22, 2014.

The margin was also the most since being plus-24 against both UT Martin earlier this season and versus Prairie View on Nov. 8, 2013.

HOW THE DAWGS SCORE

■ The chart below is how MSU is scoring this season compared to all 351 Division I teams.

Category	% (Ranking)
3-Pointers	26.7 (280)
2-Pointers	55.9 (39)
Free Throws	17.4 (266)

2017-18 BULLDOG STREAKS

Team W/L Streaks

Overall Wins/Losses	W4
Home Wins/Losses	W11
Road Wins/Losses	L1
Neutral Wins	W1

Consecutive Double-Figure Scoring Games

Aric Holman	6
Nick Weatherspoon	2
Xavian Stapleton	2
Quinnndary Weatherspoon	1
Tyson Carter	1

Consecutive Games with A Made 3-pointer

Tyson Carter	3
Xavian Stapleton	2
Aric Holman	2
Quinnndary Weatherspoon	1

Consecutive Games Played (All Seasons)

Aric Holman	66
Tyson Carter	45
Quinnndary Weatherspoon	16
Nick Weatherspoon	13
Abdul Ado	12
Xavian Stapleton	9
Lamar Peters	7
E.J. Datcher	6
Eli Wright	5
KeyShawn Feazell	1
Mitchell Storm	1
Drew Davis	1
Nick Singleton	1

Consecutive Games Started (All Seasons)

Quinnndary Weatherspoon	16
-------------------------------	----

Nick Weatherspoon	13
Aric Holman	12
Abdul Ado	12
Tyson Carter	10

Total 30 Minute Games (All Seasons)

Quinnndary Weatherspoon	38
Lamar Peters	7
Tyson Carter	9
Nick Weatherspoon	5
Aric Holman	3
Schnider Herard	2
Eli Wright	1
Abdul Ado	1

2017-18 MISSISSIPPI STATE NOTES

NOVEMBER NUMBERS

■ Mississippi State posted a perfect 6-0 mark in November.

The six wins tie for the second-most in school history with the 1998 squad. The record of seven came in 2012 (7-1).

2012 was also the last year the Bulldogs advanced to postseason (NIT).

Q WITH THE SEC AWARDS

■ Junior guard **Quinnndary Weatherspoon** has been recognized by the SEC in each of his three years.

In 2016, he was named to the SEC All-Freshman Team. In 2017, he was named preseason All-SEC and finished the year on the second-team All-SEC team.

This year, he's been tabbed first-team All-SEC by the coaches and second team by the media.

PRESEASON POLLS

■ In the preseason polls voted on by the media, junior guard **Quinnndary Weatherspoon** was tabbed both first-team (coaches) and second-team (media) All-SEC.

As a team, the Bulldogs were picked to finish 12th under third-year coach **Ben Howland**.

Preseason Poll

- | | |
|---------------|----------------------------|
| 1. Kentucky | 8. Georgia |
| 2. Florida | 9. Auburn |
| 3. Texas A&M | 10. Ole Miss |
| 4. Alabama | 11. South Carolina |
| 5. Missouri | 12. Mississippi St. |
| 6. Arkansas | 13. Tennessee |
| 7. Vanderbilt | 14. LSU |

HOWLAND AIMS FOR FEAT

■ **Ben Howland** enters his third season at MSU looking to achieve a feat only 12 coaches have ever done, and that's lead four different teams to the NCAA Tournament.

Howland has already guided Northern Arizona, Pittsburgh and UCLA to the Big Dance.

The first 12 coaches to do so are Lon Kruger, Steve Alford, John Beilein, Lefty Driesell, Cliff Ellis, Larry Eustachy, Jim Harrick, Fran McCaffery, Tom Penders, Tubby Smith, Rick Pitino and Ed die Sutton.

600 & COUNTING

■ On Jan. 17, 2017, against Kentucky, MSU played its 600th in Humphrey Coliseum history, which dates to Dec. 1, 1975.

The Bulldogs are now 439-178 in the building following the North Florida win.

MSU VERSUS RANKED FOES

■ After the 65-50 loss at Cincinnati, Mississippi State has now lost 18-straight games to ranked opponents.

Dating back to the 2010 season, MSU has dropped 20 of 23.

The last eight setbacks have been by an average margin of just 6.2 points.

Below is a closer look . . .

Date	Team	Score	Rank
12-12-17	Cincinnati	L 65-50 (15)	25
02-18-17	Florida	L, 57-52 (5)	13
02-11-17	South Carolina	L, 77-73 (4)	16
01-17-17	Kentucky	L, 87-81 (6)	5
02-24-16	Texas A&M	L, 68-66 (2)	21
01-26-16	So. Carolina	L, 84-74 (10)	22
01-12-16	Kentucky	L, 80-74 (6)	13
01-06-16	Texas A&M	L, 61-60 (1)	21
02-25-15	Kentucky	L, 74-56 (18)	1
02-21-15	Arkansas	L, 65-61 (4)	17
01-20-14	Florida	L, 62-51 (11)	3
01-08-14	Kentucky	L, 85-63 (22)	14
02-09-13	Florida	L, 83-55 (28)	2
02-06-13	Ole Miss	L, 93-75 (18)	23
01-26-13	Florida	L, 82-47 (35)	7
11-19-12	No. Carolina	L, 95-49 (46)	11
02-21-12	Kentucky	L, 73-64 (9)	1
02-28-12	Florida	L, 69-57 (12)	13
11-18-11	Arizona	W, 67-57 (10)	15
11-17-11	Texas A&M	W, 69-60 (9)	18
02-29-11	Florida	W, 71-64 (7)	24
02-27-11	Vanderbilt	L, 81-74 (7)	19
03-14-10	Kentucky	L, 75-74 (1) [ot]	2

BREAKDOWN OF GAMES IN JACKSON

■ MSU is now 19-6 all-time at Mississippi Coliseum following the 70-64 win against Southern Miss on Dec. 23.

The Bulldogs and Golden Eagles have now met five times at Mississippi Coliseum, with MSU holding a 3-2 advantage.

Here's the entire breakdown . . .

DATE	OPPONENT	W/L	SCORE
12-15-62	Memphis State	W	77-66
01-28-63	Southern Miss	W	62-52
12-14-63	Memphis State	L	73-65
12-16-63	Southern Miss	L	65-60
12-29-64	Mississippi College	L	72-57
12-30-64	Delta State	W	82-63
01-28-65	Arkansas	L	84-69
12-18-78	Iowa State	W	80-70
12-15-80	Southern Miss	L	68-53
11-30-85	Jackson State	W	77-62

12-16-87	McNeese State	W	76-66
11-17-98	Arkansas-Pine Bluff	W	105-53
12-18-02	Georgia State	W	78-54
12-22-04	Jacksonville State	W	95-53
12-15-05	Jacksonville State	W	104-80
12-21-06	New Orleans	W	89-63
01-05-08	Lafayette	W	77-53
12-22-08	Nicholls State	W	77-68
12-22-09	Centenary	W	88-51
12-22-11	Northwestern State	W	82-67
12-22-13	Central Arkansas	W	79-72
12-20-14	USC Upstate	L	53-51
12-23-15	Northern Colorado	W	93-69
12-19-16	Southern Miss	W	86-44
12-23-17	Southern Miss	W	70-64

COACHING STABILITY

■ Third-year coach **Ben Howland** has been able to maintain stability within his coaching staff.

For the third year since his arrival, he's had the same assistants in **George Brooks**, **Korey McCray** and **Ernie Zeigler**.

Also back for his third year is **Michael Moynihan**, who is in his second season as director of operations after spending his first year at Mississippi State as the team's video coordinator.

Jalen Courtney is in his third season, his second as video coordinator.

His first year, he served as a grad assistant.

MSU SIGNS 3

■ Mississippi State took advantage of the early signing period and landed 5-star forward Reggie Perry and 4-star forwards DJ Stewart and Robert Woodard.

Perry, a 6-foot-8, 240-pound Thomasville, Ga., native, is the son of former MSU great Al Perry (1975-78), who ranks third all-time at MSU with 510 steals.

He's rated as the No. 1 prospect out of the state of Georgia and listed as the No. 4 small forward nationally.

ESPN has him as the 16th best player regardless of position.

Woodard, the top-ranked player in Mississippi and a Dandy Dozen selection, is ranked 56th overall nationally and is the son of Robert Woodard, Sr., who played at MSU from 1987-90.

He led Columbus to the Class 6A crown in 2016 and was last year's Gatorade Player of the year.

The 6-6, 187-pound Stewart is listed as the 33rd best small forward.

As a junior at Riverside last year, he averaged 18.9 points, 9.7 rebounds and 3.1 assists.

Nationally, Scout has him as the 103rd best player overall, while Rivals has him at 103.

MSU Freshman Blocked Shots Record

Name	Season	G	BS	Avg
1. Jarvis Varnado	2006-07	35	67	1.9
2. Erick Dampier	1993-94	29	65	2.2
3. Rickey Brown	1976-77	27	58	2.1
4. Kalpatrick Wells	1979-80	27	51	1.9
5. Wiley Peck	1975-76	25	37	1.5
6. Chan. Nichols	1987-88	28	30	1.1
7. Abdul Ado	2017-18	12	28	2.3
8. Fred Thomas	2012-13	32	27	0.8
8. Gavin Ware	2012-13	32	24	0.8
10. Carl Nichols	1987-88	29	21	0.7

Player SEC Rankings

Quinnndary Weatherspoon	
Scoring	19th
Assists	5th
Steals	4th
Assist/Turnover Ratio	8th
Defensive Rebounds	T9th
Aric Holman	
Rebounding	7th
Offensive Rebounds	3rd
Abdul Ado	
Blocks	3rd
Rebounding	8th
Offensive Rebounds	10th

2017-18 MISSISSIPPI STATE NOTES

SEC HONORS CARTER

■ On Dec. 4, sophomore guard **Tyson Carter** became the first MSU player this season to receive one of the SEC's weekly honors.

After career-best 35 points against North Dakota State and 20 against Dayton, he was tabbed the league's player of the week.

His 35 points were the most scored since Darryl Wilson also had 35 against Alabama on 3-4-95.

BROTHERLY LOVE

■ Mississippi State is one of 29 schools nationally with brothers on the same team with **Quinnndary** and **Nick Weatherspoon**.

They've also started all 13 games.

The last time MSU had two brothers start in the same game was Reginald and Reggie Delk against West Virginia in the NIT Final Four on March 27, 2007.

STINGY D

■ MSU has twice held opponents to 48 points. That's the second fewest allowed in the SEC with Vanderbilt, which held

YOUTHFULL GROUP

■ The Bulldogs are one of five teams without any scholarship seniors, along with Kentucky, Holy Cross, Chattanooga and Robert Morris.

MSU's experience is ranked No. 328 out of 351 schools.

A CLOSER LOOK AT SEC OPENERS

■ Mississippi State is 45-39 all-time in SEC openers. At home, the Bulldogs are 30-19. On the road, they are 15-19. In neutral site affairs, MSU is 0-1.

MSU has played Auburn the most (21 games), while the Bulldogs have collected 10 wins against Auburn and LSU to lead the way.

The most losses have come against Auburn (11), while the only team MSU hasn't opened up with is Missouri.

Last year, MSU opened with a 68-58 loss versus Alabama.

Team	Record
Alabama	2-5
Arkansas.....	3-1
Auburn	10-11
Florida.....	5-7
Georgia.....	1-1
Kentucky.....	2-3
LSU.....	10-1
Ole Miss.....	3-1
South Carolina.....	3-0
Tennessee.....	3-4
Texas A&M.....	0-1
Vanderbilt.....	3-3

LINEUP NOTABLE

■ On the year, MSU has implemented three different lineups.

However, only two have started all 13 games

— **Quinnndary** and **Nick Weatherspoon**.

MSU AND RPI

■ In the three major RPI rankings, MSU is in the Top 75 of each one. Here's the breakdown?

ESPN..... 65
NCAA..... 78
Real Time 78

CLASSROOM SUCCESS

■ Later this year, the SEC will announce the 14 legends for 2018.

Last year, Dontae' Jones made this prestigious list.

A native of Nashville, Tenn., Jones played for the Bulldogs in 1996 and led MSU to the SEC Tournament crown and MSU's first trip to the coveted Final Four.

The All-SEC selection was the overall 21st pick of the 1996 draft by the New York Knicks before being traded to the Boston Celtics.

This year's honorees will be announced at the SEC Tournament in St. Louis.

All-Time MSU Legends

1999: Bailey Howell	2009: Tony Watts
2000: Jim Ashmore	2010: Kermit Davis
2001: W.D. Stroud	2011: Darryl Wilson
2002: Jeff Malone	2012: Chuck Evans
2003: Joe Dan Gold	2013: Horatio Webster
2004: Greg Carter	2014: Erick Dampier
2005: Jack Bouldin	2015: Doug Hutton
2006: Rickey Brown	2016: Mario Austin
2007: Richard Williams	2017: Dontae' Jones
2008: Wiley Peck	2018: ???

HERARD LEAVES TEAM

■ Sophomore forward Schnider Herard announced on Dec. 31 he plans to transfer and is no longer on the team.

In his career, the Haiti native appeared in 43 games and drew 19 starts. He averaged 4.0 points and 4.2 rebounds, while blocking 16 shots.


This season, he appeared in 11 games and scored 11 points while hauling in 23 rebounds and blocking 8 shots.

CHARTING THE BULLDOGS

DIFFERENCE BETWEEN WINNING AND LOSING		
Wins	Stat	Losses
80.4	Points	50.0
62.4	Opp. Points	65.0
+18.0	Scoring Margin	-15.0
.503	FG%	.302
.381	Opp. FG%	.407
.318	3FG%	.286
.315	Opp. 3FG%	.350
.669	FT%	.750
.644	Opp. FT%	.875
40.1	Rebounds	38.0
33.2	Opp. Rebounds	37.0
+6.9	Rebound Margin	+1.0
15.3	Assists	9.0
14.7	Turnovers	16.0
+1.7	Turnover Margin	0.6
7.2	Steals	9.0
6.2	Blocks	4.0

BULLDOGS IN SEC	
CATEGORY	RANK
Scoring offense	10
Scoring defense	1
FG%	3
FG% defense	2
3PT FG%	14
3PT FG% defense	5
FT%	13
Rebounds	15
Rebounds allowed	6
Rebound margin	7
Assists	9
Blocked shots	4
Steals	3
Turnover margin	7
Assist/Turnover ratio	12

2017-18			2017-18			2017-18			2017-18		
Career			Career			Career			Career		
Double-Digit Scoring			Double-Doubles			5+ Block Games			5+ Made Free Throws		
Q. Weatherspoon	10 (9-1)	55 (33-22)	Aric Holman	3 (2-1)	5 (4-1)	Aric Holman		2 (2-0)	Quinnndary Weatherspoon	4 (3-1)	15 (11-4)
Tyson Carter	6 (6-0)	17 (12-5)	Abdul Ado	1 (1-0)	1 (1-0)	Schnider Herard	1 (1-0)	1 (1-0)	Aric Holman		2 (2-0)
Aric Holman	11 (10-1)	23 (19-4)	Quinnndary Weatherspoon	1 (1-0)	3 (3-0)	Abdul Ado	1 (1-0)	1 (1-0)	Lamar Peters	1 (1-0)	6 (3-3)
Lamar Peters	4 (4-0)	21 (13-8)	Schnider Herard		2 (1-1)				Schnider Herard		2 (2-0)
Schnider Herard		4 (2-2)	Xavian Stapleton		1 (1-0)				Xavian Stapleton		1 (1-0)
Eli Wright	1 (1-0)	3 (3-0)	3+ 3-Pointers						E.J. Datcher	1 (1-0)	1 (1-0)
Xavian Stapleton	2 (2-0)	9 (6-3)	Tyson Carter	2 (2-0)	9 (7-2)				Tyson Carter	2 (2-0)	2 (2-0)
Nick Weatherspoon	10 (9-1)	10 (9-1)	Quinnndary Weatherspoon	1 (1-0)	14 (9-5)				Nick Weatherspoon	2 (2-0)	2 (2-0)
Abdul Ado	2 (2-0)	2 (2-0)	Lamar Peters	2 (2-0)	11 (7-4)						
E.J. Datcher	1 (1-0)	1 (1-0)	Xavian Stapleton	2 (2-0)	4 (3-1)						
KeyShawn Feazell	1 (1-0)	1 (1-0)	Nick Weatherspoon	2 (2-0)	2 (2-0)						
20+ Points			Nick Singleton	1 (1-0)	1 (1-0)						
Quinnndary Weatherspoon	4 (4-0)	14 (12-2)	Aric Holman	1 (0-1)	1 (0-1)						
Lamar Peters		4 (3-1)	10+ 3-Point Attempt Games								
Tyson Carter	2 (2-0)	3 (2-1)	Lamar Peters		2 (2-0)						
Aric Holman	2 (2-0)	2 (2-0)	Tyson Carter	2 (2-0)	4 (3-1)						
30+ Points			3+ Steal Games								
Tyson Carter	1 (1-0)	1 (1-0)	Quinnndary Weatherspoon	2 (2-0)	10 (7-3)						
10+ Rebounds			Lamar Peters	1 (1-0)	5 (3-2)						
Aric Holman	3 (2-1)	6 (5-1)	Xavian Stapleton	1 (1-0)	2 (2-0)						
Abdul Ado	3 (3-0)	3 (3-0)	Nick Weatherspoon	2 (1-1)	2 (1-1)						
Quinnndary Weatherspoon	1 (1-0)	3 (3-0)	Tyson Carter	1 (1-0)	1 (1-0)						
Schnider Herard		3 (2-1)	Abdul Ado	1 (0-1)	1 (0-1)						
Xavian Stapleton		1 (1-0)									



Ben Howland

**22nd Season Overall | 3rd Season At Mississippi State
443-240 (42-34 at MSU)**

- On March 23, 2015, Ben Howland was named the 20th head coach in Mississippi State history.
- In four different stints as a head coach, Howland has a 443-240 record – Northern Arizona (79-59), Pittsburgh (89-40), UCLA (233-107) and Mississippi State (42-34).
- Led UCLA to three-consecutive Final Fours.
- In 2006, the Bruins played Florida for the national championship.
- In 2008, Howland became one of three coaches in NCAA Division I history to win at least 30 games in three-straight seasons, joining Adolph Rupp (Kentucky 1947-49) and John Calipari (Memphis, 2006-08).
- During his 10-year tenure at UCLA, the Bruins went to the NCAA Tournament seven times and won four Pac-10 regular-season crowns, while having 18 players drafted by NBA teams.
- His 97 victories from 2006-08 stand as the most by any UCLA head coach in a three-year span.
- Has been a Conference Coach of the Year in the Pac-10, Big East and Big Sky.
- His final two years at Pitt, the Panthers went 57-11 and reached the Sweet 16 both years.
- In 2003, Pittsburgh won the Big East Tournament crown and held the nation's No. 2 ranking for eight weeks in the Associated Press poll before ending the year at No. 4.
- In 2002, Howland guided the Panthers to a school-record 29 wins en route to becoming the school's first coach in 26 years to garner National Coach of the Year honors.
- Howland's first coaching gig was at Northern Arizona, where his last three teams posted 20-plus win seasons, including a school-record 21 victories in 1997 en route to capturing the Big Sky regular-season title and played in the NIT.
- In 1998, Howland guided NAU to its first NCAA Tournament after capturing the Big Sky Tournament championship and second-straight regular-season crown.
- Howland spent one year as a graduate assistant at Gonzaga (1981) before becoming an assistant at California-Santa Barbara from 1982-94.
- Played two years at Santa Barbara College before transferring to Weber State, where he earned his degree in physical education in 1979.
- Howland and his wife, Kim, a former Weber State cheerleader, have two children – Meredith and Adam (Brittney) – and two grandsons, Benjamin Clark Howland II and Elijah Howland.



Howland's Year-By-Year Record

Northern Arizona (1994-99)

Year	Overall	Big Sky Record	Postseason
1995	9-17	4-10 (7th)	
1996	7-19	3-11 (7th)	
1997	21-7	13-1 (1st)	NIT First Round
1998	21-8	12-2 (1st)	NCAA First Round
1999	21-8	12-4 (2nd)	
Totals	79-59 (.572)	44-28 (.611)	

Pittsburgh (2000-03)

Year	Overall	Big East Record	Postseason
2000	13-15	5-11 (11th)	
2001	19-14	7-9 (5th West)	NIT Second Round
2002	29-6	13-3 (1st West)	NCAA Sweet 16
2003	28-5	13-3 (T1st West)	NCAA Sweet 16
Totals	89-40 (.690)	38-26 (.594)	

UCLA (2004-13)

Year	Overall	Pac-10/12 Record	Postseason
2004	11-17	7-11 (11th)	
2005	18-11	11-7 (T3rd)	NCAA First Round
2006	32-7	14-4 (1st)	NCAA Runner-up
2007	30-6	15-3 (1st)	NCAA Final Four
2008	35-4	16-2 (1st)	NCAA Final Four
2009	26-9	13-5 (2nd)	NCAA Second Round
2010	14-18	8-10 (T5th)	
2011	23-11	13-5 (2nd)	NCAA Second Round
2012	19-14	11-7 (T5th)	
2013	25-10	13-5 (1st)	NCAA First Round
Totals	233-107 (.685)	121-59 (.672)	

Mississippi State (2016-Present)

Year	Overall	SEC Record	Postseason
2016	14-17	7-11	
2017	16-16	6-12	
2018	12-1		
Totals	42-34 (.553)	13-23 (.361)	
OVERALL 443-240 (.649)			

**1ST MSU WIN
EASTERN WASHINGTON
FEB. 13, 2015**

**5TH MSU WIN
TULANE
DEC. 19, 2015**

**1ST SEC WIN
OLE MISS
JAN. 23, 2016**

**10TH MSU WIN
ARKANSAS
FEB. 9, 2016**

**15TH WIN
NORFOLK STATE
NOV. 11, 2016**

**20TH MSU WIN
GEORGIA STATE
DEC. 4, 2016**

**25TH MSU WIN
ARKANSAS
JAN. 10, 2017**

**30TH MSU WIN
LSU
MARCH 8, 2017**

**40TH MSU WIN
LITTLE ROCK
DEC. 20, 2017**

**42
BIGGEST WIN
SOUTHERN MISS.
DEC. 19, 2016**

UNDER BEN HOWLAND . . .

CATEGORY	2018	AT MSU
Leads at Halftime	10-0	31-3
Trails at Halftime	2-1	8-30
Is Tied at Halftime		3-1
Shoots 45% or better from the field	10-0	35-8
Shoots less than 45% from the field	2-1	7-26
Opp. shoots less than 45% from the field	11-1	32-14
Opp. shoots 45% or better from the field	1-0	10-20
Outrebounds (or ties) the opponent	10-1	28-11
Outrebounded by the opponent	2-0	14-23
More Assists (or ties) than the opponent	11-0	39-15
Fewer Assists than the opponent	1-1	3-19
Fewer (or ties) TOs than opponent	9-0	32-11
More TOs than opponent	3-1	10-23
Holds opponents to 65 points or less	8-1	24-4
In games decided by 10 points or less	5-0	18-23
All Games	12-1	42-34
Home Games	11-0	31-12
Road Games	0-1	4-17
Neutral-sites	1-0	7-5
Non-SEC Games	12-1	28-9
Non-SEC Home Games	11-0	22-3
Non-SEC Road Games	0-1	0-3
Non-SEC Neutral-site Games	1-0	6-3
SEC Games		13-23
SEC Home Games		9-9
SEC Road Games		4-14
SEC Tournament		1-2
November Games	6-0	13-5
December Games	6-1	15-4
January Games		6-11
February Games		5-11
March Games		3-3
Monday Games	1-0	3-1
Tuesday Games	0-1	3-12
Wednesday Games	2-0	6-5
Thursday Games	1-0	5-4
Friday Games	1-0	4-2
Saturday Games	5-0	15-10
Sunday Games	2-0	5-0
Overtime Games		0-2
Television Games	11-1	30-33

Alabama	2-4	Kent State	0-1	Rutgers	6-1
Alabama State	1-0	Kentucky	1-3	Sacramento State	7-2
Albany	1-0	Lehigh	0-1	Sam Houston State	2-1
Appalachian State	1-0	Little Rock	1-0	San Diego	0-3
Arizona	14-11	Long Beach State	3-1	San Diego State	0-1
Arizona State	17-8	Louisiana Tech	1-0	San Jose State	1-0
Arkansas	2-2	Loyola Marymount	3-2	Savannah State	1-0
Arkansas-Pine Bluff	1-0	LSU	4-1	Seton Hall	5-2
Auburn	1-1	Marist	1-0	Sonoma State	1-0
Belmont	1-0	Marquette	0-1	South Carolina	1-3
Boise State	1-4	Maryland	1-0	South Florida	0-1
Boston College	4-2	McNeese State	1-0	Southeast Louisiana	1-0
Butler	0-1	Memphis	1-2	Southern University	0-1
BYU	2-0	Mercer	1-0	Southern Cal	14-9
Cal Poly	2-2	Miami	3-4	Southern Illinois	1-0
Cal State Bakersfield	1-0	Miami (OH)	1-0	Southern Miss	2-0
Cal State Fullerton	1-1	Michigan	4-3	Southern Utah	3-1
Cal State Northridge	9-2	Michigan State	3-1	Southwest Texas	0-1
CSU San Bernardino	1-0	Middle Tenn. State	0-1	St. Bonaventure	2-0
California	17-10	Minnesota	0-1	St. Francis (N.Y.)	2-0
Central Conn. State	1-0	Mississippi State	0-2	St. Francis (Pa.)	4-0
Central Florida	0-1	Missouri-Kansas City	1-1	St. Johns	2-3
Chaminade (Hawaii)	3-0	MVSU	1-0	St. Martin's	1-0
Chicago State	1-0	Missouri	3-0	Stanford	14-7
Cincinnati	0-2	Missouri State	1-0	Stephen F. Austin	2-1
Co. of Notre Dame	1-0	Montana	6-5	Syracuse	4-5
Colorado	2-0	Montana State	9-3	Temple	1-0
Colorado College	2-0	Montana Tech	1-0	Tennessee	1-3
Colorado State	1-0	Morehead State	1-0	Tennessee Martin	2-0
Concordia (Calif.)	0-1	Morgan State	1-0	Texas	1-3
Connecticut	2-3	Morris Brown	1-0	Texas A&M	3-2
Coppin State	1-0	N. Mexico Highlands	1-0	Texas Arlington	1-1
Davidson	1-0	Nebraska	1-1	Texas El Paso	1-0
Dayton	1-0	Nevada	1-0	Texas Tech	0-2
Delaware State	2-0	New Mexico State	2-0	Texas Pan American	2-0
DePaul	1-0	New Orleans	2-0	Texas Southern	1-0
Drexel	1-0	Norfolk State	3-0	Tulane	1-0
Duquesne	3-1	North Carolina AT&T	1-0	UC Davis	3-0
East Carolina	0-1	North Carolina Central	1-0	UC Irvine	5-1
East Tennessee State	0-1	North Dakota State	1-0	UC Riverside	2-0
Eastern Illinois	1-0	North Florida	1-0	UC Santa Barbara	0-1
Eastern Washington	11-1	North Georgia	1-0	UCLA	0-1
Elon	1-0	Northern Arizona	1-0	UNLV	0-1
Florida	0-5	Northern Colorado	1-0	Utah	2-1
Florida A&M	1-0	Northwestern State	1-0	Vanderbilt	1-1
Florida International	2-1	Notre Dame	5-8	Vermont	1-0
Florida State	0-1	Oakland	2-0	Villanova	3-3
Fresno State	1-0	Occidental College	1-0	VCU	1-3
George Mason	1-0	Ohio State	2-0	Virginia Tech	2-0
George Washington	1-0	Ole Miss	1-3	Wagner	2-0
Georgetown	5-4	Oral Roberts	0-2	Washington	10-11
Georgia	1-4	Oregon	12-8	Washington State	18-3
Georgia State	1-0	Oregon State	17-4	Weber State	3-9
Georgia Tech	1-0	Pacific	1-0	West Virginia	5-4
Gonzaga	1-0	Penn State	2-1	Western Illinois	2-0
Green Bay	1-0	Pennsylvania	1-0	Western Kentucky	1-0
Idaho	1-3	Pepperdine	4-0	Western Oregon	1-0
Idaho State	8-3	Pittsburgh	1-0	Wright State	1-0
Illinois State	1-0	Portland	0-1	Wyoming	1-0
Indiana	2-0	Portland State	5-3	Xavier	1-0
Indiana State	1-0	Prairie View A&M	2-0	Yale	1-0
IUPUI	1-0	Providence	3-1	Youngstown State	1-0
Jacksonville State	1-0	Rhode Island	2-0		
James Madison	1-0	Richmond	1-0		
Kansas	1-3	Robert Morris	4-0		

TOTAL: 443-240

On The Bench . . .



George Brooks
8th Year

- Played for the Bulldogs from 1992-94.
- Helped develop forwards Arnett Moultrie, a first-round draft choice in the 2012 NBA draft and Gavin Ware, along with Jamarion Moon and Ronald Murray who went on to enjoy NBA careers.
- Named the second-best recruiter in the SEC by Sporting News this past summer.



Korey McCray
3rd Year

- Spent two seasons under Howland at UCLA.
- Worked with and created tailor-made offseason training programs for NBA talents such as Dwight Howard, John Wall, Javaris Crittenton, Anthony Morrow, Jarrett Jack, Jarvis Hayes, Von Wafer, Mario West and Damien Wilkins.
- In 2012, he was instrumental in UCLA landing the No. 1-ranked recruiting class.



Ernie Ziegler
3rd Year

- Spent six seasons at Central Michigan (2007-12) as head coach, leading the Chippewas to two Mid-American Conference West Division titles and a pair of Michigan MAC Trophies.
- He spent five seasons as an assistant under the tutelage of Howland at both Pittsburgh (2002-03) and UCLA (2004-06).
- From 1992 to 1997, Zeigler was the head AAU coach for Team Detroit.

MISSISSIPPI STATE BY THE NUMBERS

GAME-BY-GAME SPECIALTY STATS *(MSU First)*

<u>Opponent</u>	<u>Paint</u>	<u>Off TO</u>	<u>2nd Chance</u>	<u>Fast Break</u>	<u>Bench</u>
Alabama State	46/32	17/4	11/16	14/0	50/34
Florida A&M	42/22	25/9	4/5	14/9	26/12
Green Bay	48/22	21/17	10/4	8/2	22/33
Stephen F. Austin	36/24	17/12	9/10	6/6	6/23
Jacksonville State	40/28	4/14	7/10	4/2	11/19
North Dakota State	28/20	21/14	10/6	12/2	10/16
Dayton	24/26	21/15	2/6	2/4	13/6
North Georgia	46/30	18/5	11/12	8/4	45/25
Cincinnati	24/24	6/22	6/13	12/6	0/6
UT Martin	44/22	21/10	31/11	12/10	31/23
Little Rock	30/28	27/10	13/11	6/0	12/20
Southern Miss	28/20	15/26	6/12	4/2	28/7
North Florida	58/28	24/17	19/6	13/8	41/29

GAME-BY-GAME LEAD/DEFICIT

<u>Opponent</u>	<u>Largest Lead</u>	<u>Largest Deficit</u>	<u>Final Score</u>
Alabama State	35 (76-41, 2nd)	1 (0-1, 1st)	W, 96-68
Florida A&M	36 (79-43, 2nd)	Never Trailed	W, 79-48
Green Bay	16 (24-8, 1st)	Never Trailed	W, 77-68
Stephen F. Austin	16 (68-52, 2nd)	8 (32-40, 1st)	W, 80-75
Jacksonville State	4 (4-0, 1st)	8 (33-41, 2nd)	W, 59-56
North Dakota State	27 (81-54, 2nd)	Never Trailed	W, 83-59
Dayton	21 (41-20, 2nd)	1 (5-6, 1st)	W, 61-59
North Georgia	38 (92-54, 2nd)	Never Trailed	W, 95-62
Cincinnati	3 (3-0, 1st)	19 (33-53)	L, 65-50
UT Martin	38 (90-52, 2nd)	2 (4-6, 1st)	W, 92-61
Little Rock	22 (62-40, 2nd)	3 (0-3, 1st)	W, 64-48
Southern Miss	11 (26-15, 1st)	4 (49-53, 2nd)	W, 70-64
North Florida	28 (109-81, 1st)	4 (2-6, 1st)	W, 109-81

Mississippi State Scoring By The Half

<u>Team</u>	<u>1st Half</u>	<u>2nd Half</u>	<u>OT</u>
Alabama State	58	31	
Florida A&M	28	51	
Green Bay	40	37	
Stephen F. Austin	32	48	
Jacksonville State	25	34	
North Dakota State	29	54	
Dayton	35	26	
North Georgia	53	42	
Cincinnati	25	25	
UT Martin	39	53	
Little Rock	26	38	
Southern Miss	36	34	
North Florida	47	62	

Lowest First Half: 25, Jacksonville State, Cincinnati

Highest First Half: 58, Alabama State

Lowest 2nd Half: 25, Cincinnati

Highest 2nd Half: 62, North Florida

Opponent Scoring By The Half

<u>Team</u>	<u>1st Half</u>	<u>2nd Half</u>	<u>OT</u>
Alabama State	31	37	
Florida A&M	17	31	
Green Bay	32	36	
Stephen F. Austin	40	35	
Jacksonville State	29	27	
North Dakota State	24	35	
Dayton	20	39	
North Georgia	26	36	
Cincinnati	35	30	
UT Martin	33	28	
Little Rock	23	25	
Southern Miss	26	37	
North Florida	43	38	

Lowest First Half: 17, Florida A&M

Highest First Half: 43, North Florida

Lowest 2nd Half: 25, Little Rock

Highest 2nd Half: 39, Dayton

MISSISSIPPI STATE BY THE NUMBERS

MSU'S 2017-18 RECORD WHEN . . .

Leads at Halftime	10-0
Trails at Halftime	2-1
Is Tied at Halftime	
Shoots 45% or better from the field	10-0
Shoots less than 45% from the field	2-1
Opp. shoots less than 45% from the field	11-1
Opp. shoots 45% or better from the field	1-0
Outrebounded (or ties) the opponent	10-1
Outrebounded by the opponent	2-0
More Assists (or ties) than the opponent	11-0
Fewer Assists than the opponent	1-1
Fewer (or ties) TOs than opponent	9-0
More TOs than opponent	3-1
Holds opponents to 65 points or less	8-1
In games decided by 10 points or less	5-0

MSU'S 2017-18 RECORD IN . . .

All Games	12-1
Home Games	11-0
Road Games	0-1
Neutral-sites	1-0
Non-SEC Games	12-1
Non-SEC Home Games	11-0
Non-SEC Road Games	0-1
Non-SEC Neutral-site Games	1-0
SEC Games	
SEC Home Games	
SEC Road Games	
SEC Tournament	
November Games	6-0
December Games	6-1
January Games	
February Games	
March Games	
Monday Games	1-0
Tuesday Games	0-1
Wednesday Games	2-0
Thursday Games	1-0
Friday Games	1-0
Saturday Games	5-0
Sunday Games	2-0
Overtime Games	
Television Games	10-1
Games vs. Ranked Opponents	0-1

MISC. 2017-18 TEAM STATS

Largest Lead Surrendered in Loss:

3, Cincinnati (12-12-17)

Largest Deficit Overcome in Win:

8, Stephen F. Austin (11-22-17) and
Jacksonville State (11-26-17)

Largest Lead at Anytime:

38, North Georgia (12-09-17) and
UT Martin (12-12-17)

Largest Deficit Anytime:

19, Cincinnati (12-12-17)

MISCELLANEOUS MSU INDIVIDUAL STATISTICS

Games Scoring in Double Figures: Holman 11, Q. Weatherspoon 10, N. Weatherspoon 10, Carter 6, Peters 4, Ado 2, Stapleton 2, Wright, Datcher, Feazell

Games Scoring 20-plus Points: Q. Weatherspoon 4, Carter 2, Holman 2

Games Scoring 30-plus Points: Carter

Games Rebounding in Double Figures: Holman 3, Ado 3, Q. Weatherspoon

Games With Double Figures in Assists: Q. Weatherspoon

Games With Double-Doubles: Holman 3, Ado, Q. Weatherspoon

Games With Triple-Doubles:

Games As Team High Scorer (or co-leader): Q. Weatherspoon 5, Carter 3, Holman 3, Peters 2, Ado, N. Weatherspoon, Stapleton

Games As Team High Rebounder (or co-leader): Holman 6, Ado 6, Q. Weatherspoon 2, Peters

Games As Team Leader in Assists (or co-leader): Q. Weatherspoon 9, Peters 4, N. Weatherspoon 2, Carter

Games As Team Leader in Steals (or co-leader): Q. Weatherspoon 7, Ado 4, Peters 3, Stapleton 4, N. Weatherspoon 3, Carter 2

Games As Team Leader in Blocks (or co-leader): Ado 7, Peters 2, Stapleton 2, Herard, Datcher, Holman 2, Q. Weatherspoon, Wright,

Games As Team Leader in Turnovers (or co-leader): Ado 7, Q. Weatherspoon 4, Peters 4, N. Weatherspoon 3, Carter, Stapleton, Singleton, Holman

MSU'S RECORD BY STARTING LINEUP

N. Weatherspoon, Q. Weatherspoon, Carter, Holman, Ado 9-1

N. Weatherspoon, Q. Weatherspoon, Peters, Holman, Ado 2-0

N. Weatherspoon, Q. Weatherspoon, Peters, Stapleton, Datcher 1-0

GAME-BY-GAME STARTERS

<u>Opponent</u>	<u>Date</u>	<u>Guard</u>	<u>Guard</u>	<u>Guard</u>	<u>Forward</u>	<u>Forward</u>	<u>Record</u>
Alabama State	11-10-17	W'Spoon	W'Spoon	Peters	Stapleton	Datcher	1-0
Florida A&M	11-18-17	W'Spoon	W'Spoon	Peters	Holman	Ado	2-0
Green Bay	11-20-17	W'Spoon	W'Spoon	Peters	Holman	Ado	3-0
Stephen F. Austin	11-22-17	W'Spoon	W'Spoon	Carter	Holman	Ado	4-0
Jacksonville State	11-26-17	W'Spoon	W'Spoon	Carter	Holman	Ado	5-0
North Dakota State	11-30-17	W'Spoon	W'Spoon	Carter	Holman	Ado	6-0
Dayton	12-03-17	W'Spoon	W'Spoon	Carter	Holman	Ado	7-0
North Georgia	12-09-17	W'Spoon	W'Spoon	Carter	Holman	Ado	8-0
Cincinnati	12-12-17	W'Spoon	W'Spoon	Carter	Holman	Ado	8-1
UT Martin	12-16-17	W'Spoon	W'Spoon	Carter	Holman	Ado	9-1
Little Rock	12-20-17	W'Spoon	W'Spoon	Carter	Holman	Ado	10-1
Southern Miss	12-23-17	W'Spoon	W'Spoon	Carter	Holman	Ado	11-1
North Florida	12-30-17	W'Spoon	W'Spoon	Carter	Holman	Ado	12-1
Arkansas							
Ole Miss							
Florida							
Auburn							
Vanderbilt							
Alabama							
Kentucky							
Missouri							
South Carolina							
Georgia							
Alabama							
Missouri							
Vanderbilt							
Ole Miss							
Texas A&M							
South Carolina							
Tennessee							
LSU							

2017-18 Win-Loss Differential

Diff.	1	2	3	4	5	6	7	8	9	10	11	12	13	14	15	16	17	18	19	20	21	22	23	24	25+
Won		1	1		1	1			1							1								1	5
Lost															1										

THE LAST TIME . . .

THE LAST TIME AN MSU PLAYER ...

Scored 30 or more points in a game:

32, Ravern Johnson vs. Tenn. St. (11-12-10)

Scored 33 or more points in a game:

33, Craig Sword at LSU (2-19-14)

Scored 34 or more points in a game:

34, Arnett Moultrie vs. UMass (3-13-12)

Scored 35 or more points in a game:

35, Tyson Carter vs. NDSU (11-30-17)

Scored 37 or more points in a game:

39, Jeff Malone vs. Alabama (1-31-83)

Scored 40 or more points in a game:

40, Rickey Brown vs. Auburn (3-7-77)

Scored 20+ points in back-to-back games:

Quinnndary Weatherspoon 21 vs. UT Martin (12-16-17); 21 vs. Little Rock (12-20-17)

Scored 20+ points in three-consecutive games:

Craig Sword (24 vs. Loyola, 12-01-13; 24 vs. TCU, 12-05-13; 22 vs. SELA, 12-13-13)

Scored 20+ points in five-consecutive games:

Jeff Malone, 1982-83 (11 consecutive)

Scored 30+ points in back-to-back games:

Jeff Malone (36 at Ole Miss & 30 vs. Georgia, 1982-83)

Scored 30+ points in three-consecutive games:

Jeff Malone (33 at LSU; 36 at Ole Miss & 30 vs. Georgia, 1982-83)

Two players score 20+ points in same game:

Aric Holman, 21; Quinnndary Weatherspoon, 21 vs. UT Martin (12-16-17)

Made 10 field goals in a game:

10, Aric Holman vs. North Florida (12-30-17)

Made 11 field goals in a game:

11, Q. Weatherspoon, Missouri (1-25-17)

Made 12 field goals in a game:

12, Tyson Carter, NDSU (11-30-17)

Made 13 field goals in a game:

13, Horatio Webster vs. SW Missouri St. (11-23-97)

Made 14 field goals in a game:

14, Cameron Burns at Georgia (1-17-90)

Made 15 or more field goals in a game:

16, Raymond Brown vs. Florida (3-2-85)

Attempted 20 field goals in a game:

20, Ravern Johnson vs. St. Mary's (12-29-10)

Attempted 21 or more field goals in a game:

21, Dee Bost vs. Kentucky (2-16-10)

Attempted 23 or more field goals in a game:

23, Arnett Moultrie vs. UMass (3-13-12)

Attempted 25 field goals in a game:

25, Chuck Evans at Alabama (3-6-93)

Attempted 26 field goals in a game:

26, Tony Watts at Ole Miss (2-22-92)

Attempted 27 or more field goals in a game:

28, Jeff Malone vs. Vanderbilt (1-8-83)

Made six 3-pointers in a game:

6, Tyson Carter vs. Dayton (12-3-17)

Made seven 3-pointers in a game:

7, Lamar Peters vs. Missouri (1-25-17)

Made eight or more 3-pointers in a game:

8, Winsome Frazier vs. UMKC (11-23-04)

Attempted 11 3-pointers in a game:

11, Dee Bost vs. Detroit (12-17-11)

Attempted 12 3-pointers in a game:

12, Ravern Johnson vs. ETSU (12-11-10)

Attempted 13 or more 3-pointers in a game:

13, Dee Bost vs. Troy (12-10-11)

Attempted 16 or more 3-pointers in a game:

17, Darryl Wilson vs. Alabama (3-4-95)

Made 14 or more free throws in a game:

14, Trivante Bloodman vs. Auburn (2-15-14)

Made 15 or more free throws in a game:

15, Craig Sword vs. Ole Miss (1-11-14)

Attempted 17 free throws in a game:

17, Jarvis Varnado at Houston (12-19-09)

Attempted 18 free throws in a game:

18, Craig Sword vs. Ole Miss (1-11-14)

Attempted 19 free throws in a game:

19, Carl Nichols vs. SE La. (12-1-88)

Had 16 rebounds in a game:

16, Gavin Ware vs. Maryland ES (1-2-14)

Had 17 rebounds in a game:

17, Gavin Ware at Auburn (1-21-15)

Had 18 or more rebounds in a game:

21, Wesley Morgan vs. SE La. (11-28-05)

Had 22 or more rebounds in a game:

23, Rickey Brown vs. Vanderbilt (12-6-79)

Had 24 or more rebounds in a game:

24, Wiley Peck vs. Alabama (1-27-79)

Had 10 or more offensive rebounds in a game:

11, Arnett Moultrie vs. Northwestern State (12-22-11)

Had 10 or more defensive rebounds in a game:

10, Aric Holman vs. So. Miss (12-19-16)

Had 13 or more defensive rebounds in a game:

13, Colin Borchert (3-9-13)

Had 15 or more defensive rebounds in a game:

15, Jarvis Varnado at San Diego (12-31-09)

Had 10 assists in a game:

10, Q. Weatherspoon vs. NDSU (11-30-17)

Had 11 assists in a game:

11, I.J. Ready vs. No. Colorado (12-23-15)

Had 13 assists in a game:

13, I.J. Ready vs. LSU (3-4-17)

Had 14 assists in a game:

14, Gary Ervin vs. Florida A&M (12-20-04)

Had 15 or more assists in a game:

16, Chuck Evans at UMKC (2-23-93)

Had 10 or more turnovers in a game:

10, Charles Rhodes vs. Nicholls (11-11-06)

Had five or more blocks in a game:

5, Abdul Ado vs. Stephen F. Austin (11-22-17)

Had six or more blocks in a game:

6, Schneider Herard vs. Fla. A&M (11-18-17)

Had seven blocks in a game:

7, Jarvis Varnado at LSU (2-20-10)

Had eight blocks in a game:

8, Jarvis Varnado vs. Alabama (2-24-10)

Had nine blocks in a game:

9, Jarvis Varnado at Vanderbilt (2-3-10)

Had 10 blocks in a game:

10, Jarvis Varnado vs. Arkansas (1-14-10)

Had 10+ blocks in two consecutive games:

Jarvis Varnado (10 vs. Georgia & 10 vs. Kentucky, 2007-08)

Had five steals in a game:

5, Lamar Peters vs. Texas A&M (1-14-17)

Had six or more steals in a game:

7, Craig Sword vs. Ole Miss (1-11-14)

LAST TIME AN MSU TEAM...

Scored 100 or more points:

109 vs. North Florida (12-30-17)

Scored 100 or more points in an SEC game:

105 vs. Auburn (3-2-04)

Allowed 100 or more points in an SEC game:

115 at Arkansas (2-20-93)

Allowed 100 or more points in non-SEC play:

105 vs. Miami (11-19-15)

Was held to 52 points or less:

52 vs. Florida (2-18-17)

Was held to 50 points:

50 vs. Cincinnati (12-12-17)

Was held to 49 points or less:

48 vs. Vanderbilt (2-25-17)

Was held to 45 points or less:

41 at Georgia (2-7-15)

Was held to 40 points or less:

36 vs. Missouri (2-13-13)

Was held to 35 points or less:

31 vs. Vanderbilt (2-23-13)

Was held to fewer than 10 points in a half:

9 at Arkansas, first (2-7-15)

Held opponent to 59 points or less:

59 vs. Dayton (12-3-17)

Held opponent to 56 points or less:

56 vs. Jacksonville State (11-26-17)

Held opponent to 55 points or less:

52 vs. LSU-SECT (3-08-17)

Held opponent to 50 points or less:

48 vs. Little Rock (12-20-17)

Held opponent to 45 points or less:

44 vs. Southern Miss (12-19-16)

Held opponent to 42 points or less:

42 vs. Texas-San Antonio (12-4-12)

Held opponent to 39 points or less:

39 at LSU (1-9-08)

Shot 50 percent or better from the field:

.523 [23-44] vs. USM (12-23-17)

Shot 55 percent or better from the field:

.558 [24-43] vs. Stephen F. Austin (11-22-17)

Shot 60 percent or better from the field:

.620 [44-71] vs. North Florida (12-30-17)

Shot 65 percent or better from the field:

.660 [35-53] vs. Western Kentucky (1-5-09)

Was held to less than 35 percent from the field:

.302 [19-63] at Cincinnati (12-12-17)

Was held to less than 30 percent from the field:

.298 [14-47] vs. Vanderbilt (2-25-17)

Was held to less than 25 percent from the field:

.175 [7-40] vs. Vanderbilt (2-23-13)

Held opp. to 35 percent or less from the field:

.333 [18-54] vs. LSU-SECT (3-8-17)

Held opp. to 30 percent or less from the field:

.281 [18-64] vs. Florida A&M (11-18-17)

Held opp. to 25 percent or less from the field:

.231 [15-65] vs. Southern Miss (12-19-16)

Opponent shot 50 percent or better:

.500 [27-54] South Carolina (2-11-17)

Opponent shot 60 percent or better:

.623 [33-53] Missouri (3-1-14)

Made 35 or more field goals:

37 vs. North Georgia (12-9-17)

Made 40 or more field goals:

44 vs. North Florida (12-30-17)

Made fewer than 15 field goals:

14 at Vanderbilt (2-25-17)

Attempted 70 or more shots from the field:

71 vs. North Florida (12-30-17)

Attempted 80 or more shots from the field:

80 at Alabama (2-21-09)

Attempted just 40 shots from the field:

40 vs. Vanderbilt (2-23-13)

Attempted 39 or fewer shots from the field:

39 at Vanderbilt (3-4-15)

Attempted 35 or fewer shots from the field:

34 vs. Tennessee (2-3-15)

Made 10 or more 3-pointers:

11 vs. UT Martin (12-16-17)

Made 12 3-pointers:

12 vs. Missouri (1-25-17)

Made 13 3-pointers:

13 vs. North Georgia (12-09-17)

Made 15 3-pointers:

15 vs. North Carolina A&T (12-12-10)

Made 16 3-pointers:

16 vs. Troy (12-10-11)

Made 17 3-pointers:

17 vs. Southern Miss (12-19-16)

Did not make a 3-pointer:

[0-10] at Arkansas (2-7-15)

Made just one 3-pointer:

vs. Tennessee (1-7-15)

Made just two 3-pointers:

vs. Alabama-SECT (3-9-17)

Opponent made 15 or more 3-pointers:

16, Arkansas (1-9-16)

Opponent made just one 3-pointer:

vs. LSU-SECT (3-8-17)

Attempted nine 3-pointers or less:

9 vs. Tennessee (1-7-15)

Attempted six 3-pointers or less:

6 at Ole Miss (1-29-03)

THE LAST TIME (CONTINUED) . . .

Attempted 25 3-pointers:

25 vs. Little Rock (12-20-17)

Attempted 26 3-pointers:

26 at South Carolina (2-28-17)

Attempted 27 3-pointers:

27 vs. South Carolina (2-11-17)

Attempted 28 3-pointers:

28 vs. Dayton (12-3-17)

Attempted 29 or more 3-pointers:

29 vs. Southern Miss (12-19-16)

Attempted 30 or more 3-pointers:

33 vs. UT Martin (12-16-17)

Attempted 35 or more 3-pointers:

35 vs. Kentucky (2-16-10)

Made 31 or more free throws:

31 vs. Auburn (1-22-14)

Made 40 or more free throws:

41 vs. LSU (2-11-09)

Made 50 or more free throws:

52 vs. LSU (2-11-09)

Made fewer than five free throws:

4 vs. Dayton (12-3-17)

Made only 1 free throw:

1 vs. Florida (1-30-14)

Opponent made 30 or more free throws:

34, Ole Miss (2-18-17)

Attempted 30 or more free throws:

34 vs. Auburn (2-7-17)

Attempted 35 or more free throws:

35 vs. Stephen F. Austin (11-22-17)

Attempted 40 or more free throws:

44 vs. Tennessee (1-7-15)

Attempted 45 or more free throws:

45 vs. Florida A&M (12-17-13)

Attempted fewer than 10 free throws:

8 at Cincinnati (12-12-17)

Opponent attempted 40 or more free throws:

44, Ole Miss (2-18-17)

Had 50 or more rebounds:

53 vs. UT Martin (12-16-17)

Had 55 or more rebounds:

55 vs. Tennessee (2-4-17)

Had 58 or more rebounds:

58 vs. Troy (12-10-05)

Had 59 or more rebounds:

59 at Houston (12-19-09)

Had fewer than 25 rebounds:

21 vs. McNeese State (12-30-14)

Had 20 or fewer rebounds:

20 at Kentucky (1-12-16)

Had 20 or more assists:

20 vs. South Carolina (2-27-16)

Had 21 or more assists:

24 vs. North Florida (12-30-17)

Had 25 or more assists:

25 vs. St. Bonaventure (12-05-09)

Had 30 or more assists:

30 vs. Troy (12-10-11)

Had 5 Assists:

5, Florida State (12-16-15)

Had Fewer Than 5 Assists:

4, Tennessee (1-2-15)

Had 20 or more turnovers:

20 at South Carolina (2-28-17)

Had 21 or more turnovers:

22 vs. Ole Miss (2-18-17)

Had 23 or more turnovers:

23 vs. Arkansas (2-21-15)

Had 24 or more turnovers:

24 vs. Dayton (12-3-17)

Had 25 turnovers:

26 vs. Mississippi Valley State (11-17-14)

Had 29 or more turnovers:

29 at Arkansas (1-23-13)

Had 30 or more turnovers:

31 at Kentucky (1-7-97)

Had 34 or more turnovers:

34 at Evansville (12-17-75)

Had fewer than 10 turnovers:

7 vs. Missouri (1-25-17)

Had five or fewer turnovers:

5 vs. Morehead State (12-22-16)

Forced 25 or more turnovers:

26 vs. Dayton (12-3-17)

Had 10 blocked shots:

10 vs. Stephen F. Austin (11-22-17)

Had 11 blocked shots:

11 vs. Southern Miss (12-19-16)

Had 12 blocked shots:

12 at South Carolina (1-26-16)

Had 13 blocked shots:

13 vs. Florida A&M (11-18-17)

Had 14 blocked shots:

14 vs. Texas-Pan American (11-24-09)

Had 16 blocked shots:

16 vs. Georgia (1-12-08)

Had 10 steals:

10 vs. Kentucky (1-17-17)

Had 11 steals:

11 vs. Little Rock (12-20-17)

Had 12 steals:

12 vs. LSU-SECT (3-8-17)

Had 13 steals:

13 vs. Dayton (12-3-17)

Had 14 steals:

14 vs. South Carolina (1-9-13)

Had 15 steals:

15 vs. Florida Gulf Coast (12-19-13)

Had 17 or more steals:

17 vs. Oregon State (12-01-16)

Had 20 or more steals:

20 vs. Nicholls State (11-17-01)

Had 1 steal or less:

1 vs. Vanderbilt (3-11-11)

MISSISSIPPI STATE IN OVERTIME

Mississippi State In Overtime Games

This Season	0-1
Overall Overtime Record	60-51
<i>Home Overtime Record</i>	34-23
<i>Road Overtime Record</i>	18-20
<i>Neutral Site Overtime Record</i>	8-8
Humphrey Coliseum Overtime Record	25-18
SEC Tournament Overtime Record	2-5
Double Overtime Record	6-5
Four Overtime Record	1-1
Postseason Overtime Record	1-0
Last OT Played (1OT)	vs. Ole Miss (L, 87-82, 2/18/17)
Last Double OT	vs. UMass (L, 101-96, 3/13/12)
Last Triple OT	vs. Alabama (L, 79-78, 2/27/71)
Last Four OT	vs. Ole Miss (W, 104-102, 1/24/90)

Mississippi State Coaches In Overtime Games

Babe McCarthy	6-5	Bob Boyd	3-4
<i>Home Overtime Record</i>	2-2	<i>Home Overtime Record</i>	2-1
<i>Road Overtime Record</i>	2-2	<i>Road Overtime Record</i>	1-2
<i>Neutral Site Overtime Record</i>	2-1	<i>Neutral Site Overtime Record</i>	0-1
Joe Dan Gold	5-3	Richard Williams	15-11
<i>Home Overtime Record</i>	3-3	<i>Home Overtime Record</i>	7-3
<i>Road Overtime Record</i>	1-0	<i>Road Overtime Record</i>	5-5
<i>Neutral Site Overtime Record</i>	1-0	<i>Neutral Site Overtime Record</i>	3-3
Kermit Davis	8-6	Rick Stansbury	15-16
<i>Home Overtime Record</i>	5-3	<i>Home Overtime Record</i>	7-6
<i>Road Overtime Record</i>	3-3	<i>Road Overtime Record</i>	6-7
		<i>Neutral Site Overtime Record</i>	2-3
Ron Greene	2-0	Rick Ray	3-1
<i>Home Overtime Record</i>	2-0	<i>Home Overtime Record</i>	3-1
Jim Hatfield	3-3	Ben Howland	0-2
<i>Home Overtime Record</i>	3-2	<i>Home Overtime Record</i>	0-2
<i>Road Overtime Record</i>	0-1		

OVERTIME FOES

TEAM	RECORD	TEAM	RECORD
Alabama	6-7	Southern Mississippi	1-0
Alaska-Fairbanks	1-0	SW Louisiana	1-0
Arkansas	2-1	South Alabama	1-0
Auburn	6-4	South Carolina	3-0
Baylor	1-0	Tennessee	6-2
BYU	0-1	Texas	1-0
California	0-1	Texas A&M	1-1
Drake	1-0	Troy	2-0
Florida	0-3	Tulane	0-1
Florida State	1-0	UAB	0-1
Georgia	3-3	UMass	0-1
Georgia Tech	1-0	Vanderbilt	2-5
Houston	0-1		
Idaho	0-1		
Kentucky	4-5		
Loyola	1-0		
LSU	3-4		
Memphis	1-0		
Missouri-Kansas City	0-1		
Montana	1-0		
Morehead State	1-0		
NE Louisiana	0-1		
Northwestern State	0-1		
Oklahoma	1-0		
Ole Miss	6-4		
Old Dominion	0-1		
San Diego	0-1		
Santa Clara	2-0		

0 NICK WEATHERSPOON



Freshman | Gaurd

6-2 | 195

Canton, Miss.

Velma Jackson HS

Season Highs

Points: 15, Stephen F. Austin (11-22-17)
FGM: 6, at Cincinnati (12-12-17)
FGA: 11, at Cincinnati (12-12-17)
3FGM: 3, twice, UT-Martin (12-16-17)
3FGA: 6, Stephen F. Austin (11-22-17)
FTM: 5, twice, last vs. North Florida (12-30-17)
FTA: 7, Southern Miss (12-23-17)
Rebounds: 6, North Florida (12-30-17)
Assists: 5, Florida A&M (11-18-17)
Blocks: 1, 3x, last vs. Dayton (12-03-17)
Steals: 3, twice, at Cincinnati (12-12-17)
Minutes: 37, Stephen F. Austin (11-22-17)

Weatherspoon's Notes . . .

-Made his collegiate debut against Alabama State and scored 11 points as a starter.

-Has scored in double-digits in 10 games, with season-best 15 coming against Stephen F. Austin.

-Has started every game this season.

-Career-high 6 rebounds against North Florida.

2017-18 Game-By-Game

Opponent		MIN	FG	Pct.	3FG	Pct.	FT	Pct.	O-D-R	PF	A	TO	B	S	PTS
N10 Alabama State	*	25	3-8	.375	1-1	1.000	4-4	1.000	0-3-3	0	3	0	0	0	11
N18 Florida A&M	*	32	5-10	.500	1-3	.333	1-3	.333	0-5-5	1	5	2	1	1	12
N20 Green Bay	*	28	3-7	.429	1-3	.333	3-4	.750	0-5-5	3	4	3	0	1	10
N22 Stephen F. Austin	*	37	4-9	.444	3-6	.500	4-5	.800	0-0-0	2	3	1	1	0	15
N26 Jacksonville State	*	30	5-9	.556	1-2	.500	1-3	.333	0-1-1	1	1	0	0	0	12
N30 North Dakota State	*	31	5-9	.556	1-3	.333	1-1	1.000	0-4-4	0	2	2	0	1	12
D3 Dayton	*	31	3-7	.429	0-3	.000	0-2	.000	0-1-1	4	1	2	1	3	6
D9 North Georgia	*	24	4-8	.500	0-2	.000	1-1	1.000	0-3-3	0	4	0	0	2	9
D12 Cincinnati	*	26	6-11	.545	0-1	.000	0-0	.000	0-1-1	2	2	2	0	3	12
D16 UT Martin	*	26	4-7	.571	3-4	.750	0-0	.000	0-4-4	1	1	2	0	2	11
D20 Little Rock	*	23	3-9	.333	2-5	.400	0-0	.000	1-3-4	2	1	1	0	1	8
D23 Southern Miss	*	29	2-4	.500	1-2	.500	5-7	.714	1-2-3	2	0	0	0	1	10
D30 North Florida	*	27	3-5	.600	0-1	.000	5-6	.833	1-5-6	0	4	3	0	1	11
J2 Arkansas															
J6 Ole Miss															
J10 Florida															
J13 Auburn															
J16 Vanderbilt															
J20 Alabama															
J23 Kentucky															
J27 Missouri															
J31 South Carolina															
F3 Georgia															
F6 Alabama															
F10 Missouri															
F14 Vanderbilt															
F17 Ole Miss															
F20 Texas A&M															
F24 South Carolina															
F27 Tennessee															
M3 LSU															

CAREER STATS FOR NICK WEATHERSPOON

Year	GP-GS	Min/Avg	FG-FGA	Pct	3FM-3GA	Pct	FT-FTA	Pct	Rebs	PF-D	Ass	TO	Blk	Stl	Pts/Avg
2017-18	13-13	369/28.4	50-103	.485	14-36	.389	25-36	.694	40-3.1	18-0	31	18	3	16	139/10.7

1 LAMAR PETERS



Sophomore | Guard

6-0 | 185

New Orleans, LA

Landry-Walker HS

Season Highs

Points: 18, Green Bay (11-20-17)
FGM: 6, Green Bay (11-20-17)
FGA: 15, Green Bay (11-20-17)
3FGM: 3, North Georgia (12-9-17)
3FGA: 7, 4x, last at Cincinnati (12-12-17)
FTM: 5, Green Bay (11-20-17)
FTA: 6, Green Bay (11-20-17)
Rebounds: 7, North Georgia (12-9-17)
Assists: 7, Alabama State (11-10-17)
Blocks: 2, Alabama State (11-10-17)
Steals: 4, Florida A&M (11-18-17)
Minutes: 29, twice, last vs. Green Bay (11-20-17)

Career Highs

Points: 25, Kentucky (1-17-17)
FGM: 9, 2x, last vs Kentucky (1-17-17)
FGA: 16, Kentucky (1-17-17)
3FGM: 7, Missouri (1-25-17)
3FGA: 11, Missouri (1-25-17)
FTM: 11, TAMU (1-14-17)
FTA: 11, 2x, last vs Auburn (2-7-17)
Rebounds: 7, twice, last vs. N. Ga. (12-9-17)
Assists: 7, 5x, last vs Alabama St. (11-10-17)
Blocks: 2, 2x, last vs. Alabama St. (11-10-17)
Steals: 5, TAMU 1-14-17)
Minutes: 36, Auburn 2-7-17)

2017-18 Game-By-Game

Opponent	MIN	FG	Pct.	3FG	Pct.	FT	Pct.	O-D-R	PF	A	TO	B	S	PTS
N10 Alabama State	*	29	2-8	.250	0-5	.000	3-4	.750	0-4-4	1	7	4	2	7
N18 Florida A&M	*	23	5-12	.417	1-7	.143	1-1	1.000	0-1-1	3	5	1	0	12
N20 Green Bay	*	29	6-15	.400	1-7	.143	5-6	.833	0-0-0	0	2	3	1	18
N22 Stephen F. Austin	-DNP-													
N26 Jacksonville State	-DNP-													
N30 North Dakota State	-DNP-													
D3 Dayton		21	1-5	.200	1-5	.200	0-0	.000	0-0-0	2	2	3	0	3
D9 North Georgia		22	4-12	.333	3-7	.429	0-0	.000	0-7-7	1	6	2	0	11
D12 Cincinnati		21	0-11	.000	0-7	.000	0-0	.000	0-1-1	4	2	6	0	0
D16 UT Martin		21	3-7	.429	3-7	.429	0-0	.000	1-2-3	0	2	0	1	9
D20 Little Rock		24	0-4	.000	0-4	.000	0-2	.000	1-2-3	2	4	1	0	0
D23 Southern Miss		19	4-10	.400	0-4	.000	2-5	.400	0-3-3	0	3	3	1	10
D30 North Florida		15	1-4	.250	0-2	.000	0-0	.000	0-2-2	3	4	3	0	2
J2 Arkansas														
J6 Ole Miss														
J10 Florida														
J13 Auburn														
J16 Vanderbilt														
J20 Alabama														
J23 Kentucky														
J27 Missouri														
J31 South Carolina														
F3 Georgia														
F6 Alabama														
F10 Missouri														
F14 Vanderbilt														
F17 Ole Miss														
F20 Texas A&M														
F24 South Carolina														
F27 Tennessee														
M3 LSU														

Peters' Notes . . .

-In season opener, tied career high with 7 assists and 2 blocked shots.

-Season-high 18 points vs. Green Bay.

-Missed Stephen F. Austin, JSU and North Dakota State games due to violation of team rules.

-Season-high three 3-pointers against North Georgia.

CAREER STATS FOR LAMAR PETERS

Year	GP-GS	Min/Avg	FG-FGA	Pct	3FM-3GA	Pct	FT-FTA	Pct	Rebs	PF-D	Ast	TO	Blk	Stl	Pts/Avg
2016-17	30-17	738/24.6	103-266	.387	59-161	.366	56-75	.747	68-2.3	81-2	101	68	5	34	321/10.7
2017-18	10-3	224/22.4	26-88	.295	9-55	.164	11-18	.611	24-2.4	16-0	37	26	5	13	72/7.2
Totals	40-20	962/24.1	129-354	.364	68-216	.315	67-93	.720	92-2.3	97-2	138	94	10	47	393/9.8

2 ELI WRIGHT



Sophomore | Gaurd

6-4 | 190

Owensboro, KY

22 Feet Academy

Season Highs

Points: 12, Alabama State (11-10-17)
FGM: 5, Alabama State (11-10-17)
FGA: 8, Alabama State (11-10-17)
3FGM: 1, 3x, last vs. Little Rock (12-20-17)
3FGA: 3, 3x, last vs. Little Rock (12-20-17)
FTM: 2, twice, vs. Little Rock (12-20-17)
FTA: 5, vs. Little Rock (12-20-17)
Rebounds: 6, Alabama State (11-10-17)
Assists: 4, North Florida (12-30-17)
Blocks: 1, twice, last vs. SF Austin (11-22-17)
Steals: 1, twice, Southern Miss (12-23-17)
Minutes: 28, Alabama State (11-10-17)

Career Highs

Points: 12, Alabama State (11-10-17)
FGM: 5, Alabama State (11-10-17)
FGA: 8, Alabama State (11-10-17)
3FGM: 1, 5x, last vs. Little Rock (12-20-17)
3FGA: 3, 3x, last vs. Little Rock (12-20-17)
FTM: 3, 5x last vs Oregon State (12-1-16)
FTA: 5, twice, vs. Little Rock (12-20-17)
Rebounds: 7, NWST (11-28-16)
Assists: 4, North Florida (12-30-17)
Blocks: 1, 4x, last vs. Alabama St. (11-10-17)
Steals: 2, Oregon State (12-1-16)
Minutes: 31, NWST (11-28-16)

2017-18 Game-By-Game

Opponent	MIN	FG	Pct.	3FG	Pct.	FT	Pct.	O-D-R	PF	A	TO	B	S	PTS
N10 Alabama State	28	5-8	.625	1-3	.333	1-2	.500	3-3-6	3	2	0	1	0	12
N18 Florida A&M	-DNP-													
N20 Green Bay	17	4-6	.667	0-2	.000	0-0	.000	4-0-4	2	1	1	0	0	8
N22 Stephen F. Austin	17	0-3	.000	0-1	.000	0-0	.000	0-2-2	1	0	2	1	0	0
N26 Jacksonville State	23	0-5	.000	0-2	.000	0-0	.000	2-4-6	0	0	1	0	0	0
N30 North Dakota State	25	0-5	.000	0-3	.000	0-0	.000	0-2-2	1	2	0	0	0	0
D3 Dayton	-DNP-													
D9 North Georgia	-DNP-													
D12 Cincinnati	16	0-3	.000	0-1	.000	0-0	.000	1-2-3	2	0	2	0	0	0
D16 UT Martin	15	3-7	.429	1-3	.333	2-3	.667	1-1-2	2	1	0	0	0	9
D20 Little Rock	19	2-5	.400	1-3	.333	2-5	.400	1-2-3	0	0	1	0	1	7
D23 Southern Miss	16	1-2	.500	0-0	.000	0-0	.000	0-2-2	1	2	0	1	0	2
D30 North Florida	21	3-7	.429	0-2	.000	0-0	.000	3-2-5	1	4	0	0	0	6
J2 Arkansas														
J6 Ole Miss														
J10 Florida														
J13 Auburn														
J16 Vanderbilt														
J20 Alabama														
J23 Kentucky														
J27 Missouri														
J31 South Carolina														
F3 Georgia														
F6 Alabama														
F10 Missouri														
F14 Vanderbilt														
F17 Ole Miss														
F20 Texas A&M														
F24 South Carolina														
F27 Tennessee														
M3 LSU														

Wright's Notes . . .

-Had a career 12 points in season opener vs. Alabama State.

-Missed Florida A&M, Dayton and North Georgia games for violation of team rules.

-Had second-best game of the year vs. UT Martin iwth 9 points.

-Earned his first steal of the season against Little Rock.

- Earned a career-high 4 assists against North Florida.

CAREER STATS FOR ELI WRIGHT

Year	GP-GS	Min/Avg	FG-FGA	Pct	3FM-3GA	Pct	FT-FTA	Pct	Rebs	PF-D	Ast	TO	Blk	Stl	Pts/Avg
2016-17	30-1	392/13.1	36-68	.529	11-27	.407	22-31	.710	47-1.6	50-1	7	16	3	11	105/3.5
2017-18	10-0	197/19.7	18-51	.353	3-20	.150	5-10	.500	35-3.5	13-0	12	7	3	1	44/4.4
Totals	40-1	589/14.7	54-119	.454	14-47	.298	27-41	.659	82-2.1	63-1	19	23	6	12	149/3.7

3 XAVIAN STAPLETON



Junior | Guard

6-6 | 210

Flora, MS

Louisiana Tech

Season Highs

Points: 16, North Florida (12-30-17)
FGM: 6, North Florida (12-30-17)
FGA: 10, North Florida (12-30-17)
3FGM: 4, Southern Miss (12-23-17)
3FGA: 7, Southern Miss (12-23-17)
FTM: 2, Dayton (12-03-17)
FTA: 2, Dayton (12-03-17)
Rebounds: 3, 3x, Southern Miss (12-23-17)
Assists: 3, North Florida (12-30-17)
Blocks: 1, twice, Southern Miss (12-23-17)
Steals: 3, North Dakota State (11-30-17)
Minutes: 23, Southern Miss (12-23-17)

Career Highs

Points: 16, North Florida (12-30-17)
FGM: 6, 3x, last vs North Florida (12-30-17)
FGA: 13, Tennessee (2-4-17)
3FGM: 4, Southern Miss (12-23-17)
3FGA: 7, Southern Miss (12-23-17)
FTM: 6, Arkansas (1-10-17)
FTA: 7, Arkansas (1-10-17)
Rebounds: 11, Tennessee (2-4-17)
Assists: 3, North Florida (12-30-17)
Blocks: 2, Ole Miss (2-21-17)
Steals: 4, Tennessee (2-4-17)
Minutes: 28, South Carolina (2-11-17)

2017-18 Game-By-Game

Opponent	MIN	FG	Pct.	3FG	Pct.	FT	Pct.	O-D-R	PF	A	TO	B	S	PTS
N10 Alabama State *	5	0-0	.000	0-0	.000	0-0	.000	0-1-1	0	0	0	0	2	0
N18 Florida A&M	-DNP-													
N20 Green Bay	-DNP-													
N22 Stephen F. Austin	-DNP-													
N26 Jacksonville State	15	3-8	.375	1-2	.500	0-0	.000	2-0-2	1	1	1	0	0	7
N30 North Dakota State	20	2-6	.333	0-1	.000	0-0	.000	1-2-3	2	0	1	1	3	4
D3 Dayton	18	3-8	.375	0-3	.000	2-2	1.000	0-1-1	3	0	2	0	1	8
D9 North Georgia	17	3-6	.500	0-3	.000	0-0	.000	0-1-1	2	0	0	0	1	6
D12 Cincinnati	12	0-4	.000	0-1	.000	0-0	.000	1-0-1	2	0	0	0	0	0
D16 UT Martin	16	4-7	.571	1-3	.333	0-0	.000	1-2-3	4	1	2	0	0	9
D20 Little Rock	21	1-5	.200	0-3	.000	1-1	1.000	1-1-2	2	0	1	0	2	3
D23 Southern Miss	23	4-7	.571	4-7	.571	0-0	.000	0-3-3	2	1	2	1	0	12
D30 North Florida	18	6-10	.600	3-5	.600	1-1	1.000	1-1-2	2	3	0	0	2	16
J2 Arkansas														
J6 Ole Miss														
J10 Florida														
J13 Auburn														
J16 Vanderbilt														
J20 Alabama														
J23 Kentucky														
J27 Missouri														
J31 South Carolina														
F3 Georgia														
F6 Alabama														
F10 Missouri														
F14 Vanderbilt														
F17 Ole Miss														
F20 Texas A&M														
F24 South Carolina														
F27 Tennessee														
M3 LSU														

Stapleton's Notes . . .

-Due to a sprained left knee, was limited to just 5 minutes against Alabama State.

-Missed three games due to a knee sprain.

-Career-high 4 3-pointers made and attempted against Southern Miss in Jackson.

-Career high 16 points against North Florida.

-Has scored 28 points last two games.

-Career and season high six field goals made and 3 assists against North Florida.

CAREER STATS FOR XAVIAN STAPLETON

Year	GP-GS	Min/Avg	FG-FGA	Pct	3FM-3GA	Pct	FT-FTA	Pct	Rebs	PF-D	Ast	TO	Blk	Stl	Pts/Avg
2016-17	23-5	385/16.7	59-129	.457	18-54	.333	28-44	.636	66-2.9	66-4	7	21	10	22	164/7.1
2017-18	10-1	165/16.5	26-61	.426	9-28	.321	4-4	1.000	19-1.9	20-0	6	9	2	11	65/6.5
Totals	33-6	550/16.7	85-190	.447	27-82	.329	32-48	.667	85-2.6	86-4	13	30	12	33	229/6.9

5 MITCHELL STORM



Sophomore | Forward

6-7 | 202

Madison, Miss.

East Mississippi CC

Season Highs

Points:

FGM:

FGA: 2, Alabama State (11-10-17)

3FGM:

3FGA: 1, twice, vs. Little Rock (12-20-17)

FTM:

FTA:

Rebounds: 3, Alabama State (11-10-17)

Assists:

Blocks:

Steals:

Minutes: 4, twice, last vs. North Georgia (12-9-17)

Storm's Notes . . .

-Made his MSU debut against Alabama State and had 3 rebounds.

-Also played 3 minutes against Florida A&M and 2 against North Dakota State.

-Tied his season high with 4 minutes against North Georgia and then played 3 minutes vs. UT Martin.

2017-18 Game-By-Game

Opponent	MIN	FG	Pct.	3FG	Pct.	FT	Pct.	O-D-R	PF	A	TO	B	S	PTS
N10 Alabama State	4	0-2	.000	0-0	.000	0-0	.000	1-2-3	1	0	0	0	0	0
N18 Florida A&M	3	0-0	.000	0-0	.000	0-0	.000	0-1-1	0	0	0	0	0	0
N20 Green Bay	-DNP-													
N22 Stephen F. Austin	-DNP-													
N26 Jacksonville State	-DNP-													
N30 North Dakota State	2	0-0	.000	0-0	.000	0-0	.000	0-0-0	0	0	0	0	0	0
D3 Dayton	-DNP-													
D9 North Georgia	4	0-0	.000	0-0	.000	0-0	.000	0-0-0	0	0	0	0	0	0
D12 Cincinnati	-DNP-													
D16 UT Martin	3	0-1	.000	0-1	.000	0-0	.000	0-1-1	0	0	1	0	0	0
D20 Little Rock	1	0-1	.000	0-1	.000	0-0	.000	0-0-0	0	0	0	0	0	0
D23 Southern Miss	-DNP-													
D30 North Florida	2	0-0	.000	0-0	.000	0-0	.000	1-0-1	0	0	0	0	0	0
J2 Arkansas														
J6 Ole Miss														
J10 Florida														
J13 Auburn														
J16 Vanderbilt														
J20 Alabama														
J23 Kentucky														
J27 Missouri														
J31 South Carolina														
F3 Georgia														
F6 Alabama														
F10 Missouri														
F14 Vanderbilt														
F17 Ole Miss														
F20 Texas A&M														
F24 South Carolina														
F27 Tennessee														
M3 LSU														

CAREER STATS FOR MITCHELL STORM

Year	GP-GS	Min/Avg	FG-FGA	Pct	3FM-3GA	Pct	FT-FTA	Pct	Rebs	PF-D	Ass	TO	Blk	Stl	Pts/Avg
2017-18	7-0	19/2.7	0-4	.000	0-2	.000	0-0	.000	6-0.9	1-0	0	1	0	0	0/0.0

10 TATE CLAYTON



Freshman | Gaurd

6-2 | 170

Tupelo, Miss.

Tupelo HS

Season Highs

Points:
FGM:
FGA:
3FGM:
3FGA:
FTM:
FTA:
Rebounds:
Assists:
Blocks:
Steals:
Minutes: 4, North Georgia (12-9-17)

Clayton's Notes . . .

-Made collegiate debut against Alabama State.

-Also played against Florida A&M.

-Season-high 4 minutes vs. North Georgia.

2017-18 Game-By-Game

Opponent	MIN	FG	Pct.	3FG	Pct.	FT	Pct.	O-D-R	PF	A	TO	B	S	PTS
N10 Alabama State	2	0-0	.000	0-0	.000	0-0	.000	0-0-0	0	0	0	0	0	0
N18 Florida A&M	2	0-0	.000	0-0	.000	0-0	.000	0-0-0	0	0	0	0	0	0
N20 Green Bay	-DNP-													
N22 Stephen F. Austin	-DNP-													
N26 Jacksonville State	-DNP-													
N30 North Dakota State	-DNP-													
D3 Dayton	-DNP-													
D9 North Georgia	4	0-0	.000	0-0	.000	0-0	.000	0-0-0	0	0	0	0	0	0
D12 Cincinnati	-DNP-													
D16 UT Martin	-DNP-													
D20 Little Rock	-DNP-													
D23 Southern Miss	-DNP-													
D30 North Florida	-DNP-													
J2 Arkansas														
J6 Ole Miss														
J10 Florida														
J13 Auburn														
J16 Vanderbilt														
J20 Alabama														
J23 Kentucky														
J27 Missouri														
J31 South Carolina														
F3 Georgia														
F6 Alabama														
F10 Missouri														
F14 Vanderbilt														
F17 Ole Miss														
F20 Texas A&M														
F24 South Carolina														
F27 Tennessee														
M3 LSU														

CAREER STATS FOR TATE CLAYTON

Year	GP-GS	Min/Avg	FG-FGA	Pct	3FM-3GA	Pct	FT-FTA	Pct	Rebs	PF-D	Asst	TO	Blk	Stl	Pts/Avg
2017-18	3-0	8/2.7	0-0	.000	0-0	.000	0-0	.000	0-0.0	0-0	0	0	0	0	0/0.0

11 QUINNDARY WEATHERSPOON



Junior | Guard

6-4 | 205

Canton, MS

Velma Jackson HS

Season Highs

Points: 22, North Georgia (12-9-17)
FGM: 8, twice, last vs. North Georgia (12-9-17)
FGA: 12, at Cincinnati (12-12-17)
3FGM: 4, North Georgia (12-9-17)
3FGA: 5, Green Bay (11-18-17)
FTM: 11, Stephen F. Austin (11-22-17)
FTA: 14, Stephen F. Austin (11-22-17)
Rebounds: 10, Dayton (12-03-17)
Assists: 10, North Dakota State (11-30-17)
Blocks: 2, Dayton (12-03-17)
Steals: 4, UT-Martin (12-16-17)
Minutes: 35, twice, last vs. Dayton (12-03-17)

Career Highs

Points: 29, Missouri (1-25-17)
FGM: 11, Missouri (1-25-17)
FGA: 18, UCF (11-17-16)
3FGM: 6, Arkansas (1-10-17)
3FGA: 8, 3x, last vs (UMKC 12-29-16)
FTM: 11, Stephen F. Austin (11-22-17)
FTA: 14, Stephen F. Austin (11-22-17)
Rebounds: 14, Missouri (1-30-16)
Assists: 10, North Dakota State (11-30-17)
Blocks: 2, 4x, last vs. Dayton (12-03-17)
Steals: 4, 4x, last vs. UT-Martin (12-16-17)
Minutes: 41, Alabama (2-2-16)

2017-18 Game-By-Game

Opponent		MIN	FG	Pct.	3FG	Pct.	FT	Pct.	O-D-R	PF	A	TO	B	S	PTS
N10 Alabama State	*	22	8-9	.889	0-1	.000	1-3	.333	0-8-8	3	1	3	1	2	17
N18 Florida A&M	*	31	5-9	.556	1-4	.250	1-2	.500	0-6-6	1	4	4	1	1	12
N20 Green Bay	*	28	1-8	.125	0-5	.000	0-0	.000	0-3-3	2	4	2	0	1	2
N22 Stephen F. Austin	*	34	4-8	.500	1-4	.250	11-14	.786	2-5-7	3	6	1	0	2	20
N26 Jacksonville State	*	35	6-11	.545	1-3	.333	0-0	.000	1-4-5	2	4	4	0	0	13
N30 North Dakota State	*	26	4-9	.444	1-3	.333	0-2	.000	1-3-4	1	10	0	0	0	9
D3 Dayton	*	35	5-11	.455	0-3	.000	1-2	.500	2-8-10	4	6	5	2	3	11
D9 North Georgia	*	26	8-11	.727	4-4	1.000	2-2	1.000	0-2-2	1	2	0	0	2	22
D12 Cincinnati	*	34	3-12	.250	1-3	.333	5-6	.833	1-6-7	3	3	3	0	1	12
D16 UT Martin	*	24	6-10	.600	1-4	.250	8-9	.889	4-4-8	1	7	0	0	4	21
D20 Little Rock	*	26	7-11	.636	1-3	.333	6-6	1.000	3-5-8	1	3	2	1	2	21
D23 Southern Miss	*	31	2-5	.400	0-3	.000	3-6	.500	1-3-4	3	4	3	0	1	7
D30 North Florida	*	27	7-10	.700	2-3	.667	2-2	1.000	1-5-6	3	6	1	1	1	18
J2 Arkansas															
J6 Ole Miss															
J10 Florida															
J13 Auburn															
J16 Vanderbilt															
J20 Alabama															
J23 Kentucky															
J27 Missouri															
J31 South Carolina															
F3 Georgia															
F6 Alabama															
F10 Missouri															
F14 Vanderbilt															
F17 Ole Miss															
F20 Texas A&M															
F24 South Carolina															
F27 Tennesse															
M3 LSU															

Weatherspoon's Notes . . .

-Named first-team All-SEC by the league coaches on Friday after being named second-team by the media back in October.

-Is MSU's leading returning scorer.

-Had 17 points against Alabama State in season opener.

-Surpassed 100-career assists vs. Florida A&M and had career-high 6 vs. Stephen F. Austin.

-Had game-winning 3-pointer with 0.7 seconds left vs. Jacksonville State.

-Also had game-winning shot against Dayton with 0.8 seconds left.

-Season-high 22 points vs. North Georgia.

-Became the 37th player in MSU history to reach 1,000 career points on Dec. 20 against Little Rock.

CAREER STATS FOR QUINNDARY WEATHERSPOON

Year	GP-GS	Min/Avg	FG-FGA	Pct	3FM-3GA	Pct	FT-FTA	Pct	Rebs	PF-D	Asst	TO	Blk	Stl	Pts/Avg
2015-16	31-17	836/27.0	133-297	.448	43-109	.394	62-77	.805	146-4.7	75-1	43	45	16	42	371/12.0
2016-17	29-29	926/31.9	173-369	.469	47-126	.373	85-111	.766	148-5.1	68-1	53	64	8	50	478/16.5
2017-18	13-13	379/29.2	66-124	.532	13-43	.302	40-54	.741	78-6.0	28-0	60	28	6	20	185/14.2
Totals	73-59	2141/29.3	372-790	.471	103-278	.371	187-242	.773	372-5.1	171-2	156	137	30	112	1034/14.2

12 DREW DAVIS



Senior | Guard

5-10 | 165

Atlanta, GA

Fort Walton Beach HS

Season Highs

Points: 2, North Dakota State (11-30-17)
FGM: 1, North Dakota State (11-30-17)
FGA: 3, North Georgia (12-9-17)
3FGM:
3FGA: 2, North Georgia (12-9-17)
FTM: 1, Alabama State (11-10-17)
FTA: 2, Alabama State (11-10-17)
Rebounds: 2, North Georgia (12-9-17)
Assists: 1, twice, last North Florida (12-30-17)
Blocks:
Steals:
Minutes: 4, North Georgia (12-9-17)

Career Highs

Points: 6, Southern Miss (12-19-16)
FGM: 2, Southern Miss (12-19-16)
FGA: 3, North Georgia (12-9-17)
3FGM: 2, Southern Miss (12-19-16)
3FGA: 2, twice, last vs. N. Georgia (12-9-17)
FTM: 1, Alabama State (11-10-17)
FTA: 2, Alabama State (11-10-17)
Rebounds: 2, North Georgia (12-9-17)
Assists: 1, 4x, last vs. North Florida (12-30-17)
Blocks:
Steals:
Minutes: 5, Southern Miss (12-19-16)

2017-18 Game-By-Game

Opponent	MIN	FG	Pct.	3FG	Pct.	FT	Pct.	O-D-R	PF	A	TO	B	S	PTS
N10 Alabama State	2	0-1	.000	0-1	.000	1-2	.500	0-0-0	0	1	0	0	0	1
N18 Florida A&M	3	0-2	.000	0-1	.000	0-0	.000	0-0-0	1	0	0	0	0	0
N20 Green Bay	-DNP-													
N22 Stephen F. Austin	-DNP-													
N26 Jacksonville State	-DNP-													
N30 North Dakota State	1	1-1	1.000	0-0	.000	0-0	.000	0-0-0	0	0	0	0	0	2
D3 Dayton	-DNP-													
D9 North Georgia	4	0-3	.000	0-2	.000	0-0	.000	0-2-2	0	0	1	0	0	0
D12 Cincinnati	-DNP-													
D16 UT Martin	3	0-0	.000	0-0	.000	0-0	.000	0-0-0	0	0	1	0	0	0
D20 Little Rock	-DNP-													
D23 Southern Miss	-DNP-													
D30 North Florida	2	0-2	.000	0-0	.000	0-0	.000	0-0-0	0	1	0	0	0	0
J2 Arkansas														
J6 Ole Miss														
J10 Florida														
J13 Auburn														
J16 Vanderbilt														
J20 Alabama														
J23 Kentucky														
J27 Missouri														
J31 South Carolina														
F3 Georgia														
F6 Alabama														
F10 Missouri														
F14 Vanderbilt														
F17 Ole Miss														
F20 Texas A&M														
F24 South Carolina														
F27 Tennessee														
M3 LSU														

Davis' Notes . . .

-Played 2 minutes against Alabama State and made his first-career FT.

-Also saw action vs. Florida A&M.

-Made first field goal against North Dakota State and finished with 2 points.

-Season-high 4 minutes against North Georgia and logged 3 vs. UT Martin.

CAREER STATS FOR DREW DAVIS

Year	GP-GS	Min/Avg	FG-FGA	Pct	3FM-3GA	Pct	FT-FTA	Pct	Rebs	PF-D	Asst	TO	Blk	Stl	Pts/Avg
2016-17	6-0	12/2.0	4-8	.500	3-4	.750	0-0	.000	1-0.2	0-0	2	2	0	1	11/1.8
2017-18	6-0	15/2.5	1-9	.111	0-4	.000	1-2	.500	2-0.3	1-0	2	2	0	0	3/0.5
Totals	12-0	27/2.3	5-17	.294	3-8	.375	1-2	.500	3-0.3	1-0	4	4	0	1	14/1.2

13 NICK SINGLETON



Junior | Guard

6-5 | 195

Decatur, GA

Kennesaw State

Season Highs

Points: 9, North Georgia (12-9-17)
FGM: 3, North Georgia (12-9-17)
FGA: 5, North Georgia (12-9-17)
3FGM: 3, North Georgia (12-9-17)
3FGA: 4, North Georgia (12-9-17)
FTM:
FTA: 1, Little Rock (12-20-17)
Rebounds: 3, North Georgia (12-9-17)
Assists: 1, Florida A&M (11-18-17)
Blocks:
Steals:
Minutes: 5, 3x, last vs. North Georgia (12-9-17)

Career Highs

Points: 9, North Georgia (12-9-17)
FGM: 3, North Georgia (12-9-17)
FGA: 5, North Georgia (12-9-17)
3FGM: 3, North Georgia (12-9-17)
3FGA: 4, North Georgia (12-9-17)
FTM:
FTA: 1, Little Rock (12-20-17)
Rebounds: 3, North Georgia (12-9-17)
Assists: 1, 3x, last vs. Florida A&M (11-18-17)
Blocks:
Steals: 1, NWST (11-28-16)
Minutes: 13, NWST (11-28-16)

2017-18 Game-By-Game

Opponent	MIN	FG	Pct.	3FG	Pct.	FT	Pct.	O-D-R	PF	A	TO	B	S	PTS
N10 Alabama State	5	1-2	.500	1-2	.500	0-0	.000	0-1-1	0	0	0	0	0	3
N18 Florida A&M	5	2-3	.667	0-1	.000	0-0	.000	0-0-0	0	1	0	0	0	4
N20 Green Bay	-DNP-													
N22 Stephen F. Austin	-DNP-													
N26 Jacksonville State	-DNP-													
N30 North Dakota State	2	1-1	1.000	0-0	.000	0-0	.000	0-0-0	0	0	0	0	0	2
D3 Dayton	-DNP-													
D9 North Georgia	5	3-5	.600	3-4	.750	0-0	.000	2-1-3	0	0	0	0	0	9
D12 Cincinnati	-DNP-													
D16 UT Martin	3	1-1	1.000	0-0	.000	0-0	.000	0-1-1	0	0	2	0	0	2
D20 Little Rock	1	0-0	.000	0-0	.000	0-1	.000	0-0-0	0	0	0	0	0	0
D23 Southern Miss	-DNP-													
D30 North Florida	2	1-1	1.000	0-0	.000	0-0	.000	0-0-0	0	0	0	0	0	2
J2 Arkansas														
J6 Ole Miss														
J10 Florida														
J13 Auburn														
J16 Vanderbilt														
J20 Alabama														
J23 Kentucky														
J27 Missouri														
J31 South Carolina														
F3 Georgia														
F6 Alabama														
F10 Missouri														
F14 Vanderbilt														
F17 Ole Miss														
F20 Texas A&M														
F24 South Carolina														
F27 Tennessee														
M3 LSU														

Singleton's Notes . . .

-Made a 3-pointer in season opener vs. Alabama State.

-Also saw action against Florida A&M before having 2 points against North Dakota State.

-Career-high 9 points vs. North Georgia with career-high three-made 3-pointers.

CAREER STATS FOR NICK SINGLETON

Year	GP-GS	Min/Avg	FG-FGA	Pct	3FM-3GA	Pct	FT-FTA	Pct	Rebs	PF-D	Ast	TO	Blk	Stl	Pts/Avg
2016-17	7-0	27/3.8	2-7	.286	1-4	.250	0-0	.000	4-0.6	3-0	2	1	1	1	5/0.7
2017-18	7-0	23/3.3	9-13	.692	4-7	.571	0-1	.000	5-0.7	0-0	1	2	0	0	22/3.1
Totals	14-0	50/3.6	11-20	.550	5-11	.455	0-1	.000	9-0.6	3-0	3	3	1	1	27/1.9

15 T.J. GRAY



Sophomore | Gaurd

6-0 | 170

Columbus, Miss.

Columbus HS

Season Highs

Points: 3, Florida A&M (11-18-17)
FGM: 1, Florida A&M (11-18-17)
FGA: 2, North Georgia (12-9-17)
3FGM: 1, Florida A&M (11-18-17)
3FGA: 2, North Georgia (12-9-17)
FTM:
FTA:
Rebounds:
Assists:
Blocks:
Steals:
Minutes: 4, North Georgia (12-9-17)

Gray's Notes . . .

-Made his collegiate debut against Alabama State.

-Scored first collegiate points on a 3 against Florida A&M.

-Logged 4 minutes vs. North Georgia.

2017-18 Game-By-Game

Opponent	MIN	FG	Pct.	3FG	Pct.	FT	Pct.	O-D-R	PF	A	TO	B	S	PTS
N10 Alabama State	2	0-0	.000	0-0	.000	0-0	.000	0-0-0	1	0	0	0	0	0
N18 Florida A&M	3	1-1	1.000	1-1	1.000	0-0	.000	0-0-0	1	0	1	0	0	3
N20 Green Bay	-DNP-													
N22 Stephen F. Austin	-DNP-													
N26 Jacksonville State	-DNP-													
N30 North Dakota State	-DNP-													
D3 Dayton	-DNP-													
D9 North Georgia	4	0-2	.000	0-2	.000	0-0	.000	0-0-0	1	0	0	0	0	0
D12 Cincinnati	-DNP-													
D16 UT Martin	-DNP-													
D20 Little Rock	-DNP-													
D23 Southern Miss	-DNP-													
D30 North Florida	-DNP-													
J2 Arkansas														
J6 Ole Miss														
J10 Florida														
J13 Auburn														
J16 Vanderbilt														
J20 Alabama														
J23 Kentucky														
J27 Missouri														
J31 South Carolina														
F3 Georgia														
F6 Alabama														
F10 Missouri														
F14 Vanderbilt														
F17 Ole Miss														
F20 Texas A&M														
F24 South Carolina														
F27 Tennessee														
M3 LSU														

CAREER STATS FOR T.J. GRAY

Year	GP-GS	Min/Avg	FG-FGA	Pct	3FM-3GA	Pct	FT-FTA	Pct	Rebs	PF-D	Asst	TO	Blk	Stl	Pts/Avg
2017-18	3-0	9/3.0	1-3	.333	1-3	.333	0-0	.000	0-0.0	3-0	0	1	0	0	3/1.0

22 KESHAWN FEAZELL



Freshman | Forward

6-8 | 230

New Hebron, MS

Lawrence County HS

Season Highs

Points: 11, North Georgia (12-9-17)
FGM: 5, North Georgia (12-9-17)
FGA: 7, North Florida (12-30-17)
3FGM: 1, North Georgia (12-9-17)
3FGA: 1, 4x, last vs. North Florida (12-30-17)
FTM: 1, North Florida (12-30-17)
FTA: 2, North Dakota State (11-30-17)
Rebounds: 5, Florida A&M (11-18-20)
Assists: 1, Jacksonville State (11-26-17)
Blocks: 1, twice, vs. Little Rock (12-20-17)
Steals: 2, Dayton (12-03-17)
Minutes: 12, North Dakota State (11-30-17)

Feazell's Notes . . .

-Missed the season opener due to a foot injury.

-Made collegiate debut against Florida A&M and had two points.

-Season-high 11 points vs. North Georgia.

2017-18 Game-By-Game

Opponent	MIN	FG	Pct.	3FG	Pct.	FT	Pct.	O-D-R	PF	A	TO	B	S	PTS
N10 Alabama State	-DNP-													
N18 Florida A&M	7	1-2	.500	0-1	.500	0-0	.000	1-4-5	1	0	1	0	0	2
N20 Green Bay	7	1-3	.333	0-0	.000	0-0	.000	0-1-1	1	0	1	0	0	2
N22 Stephen F. Austin	-DNP-													
N26 Jacksonville State	5	0-1	.000	0-1	.000	0-0	.000	0-0-0	0	1	0	0	0	0
N30 North Dakota State	12	0-1	.000	0-0	.000	0-2	.000	0-3-3	1	0	0	0	0	0
D3 Dayton	11	1-1	1.000	0-0	.000	0-0	.000	0-2-2	0	0	2	0	2	2
D9 North Georgia	11	5-5	1.000	1-1	.000	0-0	.000	1-3-4	2	0	0	1	0	11
D12 Cincinnati	2	0-1	.000	0-0	.000	0-0	.000	0-0-0	0	0	0	0	0	0
D16 UT Martin	7	1-1	1.000	0-0	.000	0-1	.000	1-2-3	0	0	1	0	0	2
D20 Little Rock	10	1-3	.333	0-0	.000	0-0	.000	1-0-1	1	0	1	1	0	2
D23 Southern Miss	-DNP-													
D30 North Florida	7	4-7	.571	0-1	.000	1-1	1.000	1-2-3	2	0	0	0	0	9
J2 Arkansas														
J6 Ole Miss														
J10 Florida														
J13 Auburn														
J16 Vanderbilt														
J20 Alabama														
J23 Kentucky														
J27 Missouri														
J31 South Carolina														
F3 Georgia														
F6 Alabama														
F10 Missouri														
F14 Vanderbilt														
F17 Ole Miss														
F20 Texas A&M														
F24 South Carolina														
F27 Tennessee														
M3 LSU														

CAREER STATS FOR KESHAWN FEAZELL

Year	GP-GS	Min/Avg	FG-FGA	Pct	3FM-3GA	Pct	FT-FTA	Pct	Rebs	PF-D	Ast	TO	Blk	Stl	Pts/Avg
2017-18	10-0	79/7.9	14-25	.560	1-4	.250	1-4	.250	22-2.2	8-0	1	6	2	2	30/3.0

23 TYSON CARTER



Sophomore | Guard

6-4 | 165

Starkville, MS

Starkville HS

Season Highs

Points: 35, North Dakota State (11-30-17)
FGM: 12, North Dakota State (11-30-17)
FGA: 17, North Dakota State (11-30-17)
3FGM: 6, twice, last vs. Dayton (12-03-17)
3FGA: 10, twice, last vs. Dayton (12-03-17)
FTM: 6, Stephen F. Austin (11-22-17)
FTA: 7, Stephen F. Austin (11-22-17)
Rbs: 6, 3x, last vs. North Dakota St. (11-30-17)
Assists: 7, UT-Martin (12-16-17)
Blocks:
Steals: 3, Dayton (12-03-17)
Minutes: 32, 3x, last vs. Dayton (12-03-17)

Career Highs

Points: 35, North Dakota State (11-30-17)
FGM: 12, North Dakota State (11-30-17)
FGA: 17, North Dakota State (11-30-17)
3FGM: 6, twice, last vs. Dayton (12-03-17)
3FGA: 10, 4x, last vs. Dayton (12-03-17)
FTM: 6, twice, last vs. SF Austin (11-22-17)
FTA: 7, Stephen F. Austin (11-22-17)
Rbs: 6, 3x, last vs. North Dakota St. (11-30-17)
Assists: 7, UT-Martin (12-16-17)
Blocks: 1, 3x, last vs. South Carolina (2-11-17)
Steals: 3, Dayton (12-03-17)
Minutes: 37, NWST (11-28-16)

2017-18 Game-By-Game

Opponent	MIN	FG	Pct.	3FG	Pct.	FT	Pct.	O-D-R	PF	A	TO	B	S	PTS
N10 Alabama State	27	3-6	.500	2-3	.667	3-4	.750	1-0-1	0	2	2	0	1	11
N18 Florida A&M	23	4-10	.400	2-5	.400	0-0	.000	0-0-0	0	2	0	0	1	10
N20 Green Bay	19	2-6	.333	0-4	.000	2-2	1.000	0-0-0	1	0	0	0	0	6
N22 Stephen F. Austin *	32	9-14	.643	1-6	.167	6-7	.857	1-5-6	2	3	5	0	1	25
N26 Jacksonville State *	29	1-7	.143	1-7	.143	0-0	.000	1-5-6	0	2	1	0	1	3
N30 North Dakota State *	32	12-17	.706	6-10	.600	5-5	1.000	0-6-6	1	1	1	0	2	35
D3 Dayton *	32	7-12	.583	6-10	.600	0-0	.000	0-1-1	2	2	5	0	3	20
D9 North Georgia *	27	1-7	.143	0-3	.000	0-0	.000	0-3-3	1	2	2	0	1	2
D12 Cincinnati *	23	3-7	.429	2-5	.400	0-0	.000	0-0-0	1	1	0	0	0	8
D16 UT Martin *	21	1-8	.125	0-7	.000	0-0	.000	0-0-0	0	7	0	0	0	2
D20 Little Rock *	24	3-7	.429	1-4	.250	0-0	.000	0-0-0	0	1	1	0	0	7
D23 Southern Miss *	22	2-5	.400	1-3	.333	2-2	1.000	0-3-3	0	2	2	0	0	7
D30 North Florida *	24	4-6	.667	1-2	.500	2-2	1.000	1-2-3	0	1	1	0	0	11
J2 Arkansas														
J6 Ole Miss														
J10 Florida														
J13 Auburn														
J16 Vanderbilt														
J20 Alabama														
J23 Kentucky														
J27 Missouri														
J31 South Carolina														
F3 Georgia														
F6 Alabama														
F10 Missouri														
F14 Vanderbilt														
F17 Ole Miss														
F20 Texas A&M														
F24 South Carolina														
F27 Tennessee														
M3 LSU														

Carter's Notes . . .

-Came off the bench and scored 11 points against Alabama State.

-25 points, 6 rebounds vs. Stephen F. Austin.

-Career-high 35 points and 6 rebounds vs. North Dakota State.

-20 points and career-high 3 steals vs. Dayton.

-SEC Player of the week on Dec. 4.

-Has started last 10 games.

-Has started in double-digits six times.

CAREER STATS FOR TYSON CARTER

Year	GP-GS	Min/Avg	FG-FGA	Pct	3FM-3GA	Pct	FT-FTA	Pct	Rebs	PF-D	Ast	TO	Blk	Stl	Pts/Avg
2016-17	32-12	646/20.2	84-211	.398	44-122	.361	27-33	.818	55-1.7	45-0	22	14	4	23	239/7.5
2017-18	13-10	335/25.8	52-112	.464	23-69	.333	20-22	.909	29-2.2	8-0	26	20	0	10	147/11.3
Totals	45-22	981/21.8	136-323	.421	67-191	.351	47-55	.855	84-1.9	53-0	48	34	4	33	386/8.6

24 ABDUL ADO



Freshman | Forward

6-11 | 250

Lagos, Nigeria

Hamilton Heights HS

Season Highs

Points: 12, twice, last vs. Green Bay (11-20-17)

FGM: 6, Florida A&M (11-18-17)

FGA: 8, Green Bay (11-20-17)

3FGM:

3FGA:

FTM: 4, Green Bay (11-20-17)

FTA: 6, North Florida (12-30-17)

Rebounds: 13, Little Rock (12-20-17)

Assists: 3, Southern Miss (12-23-17)

Blocks: 5, Stephen F. Austin (11-22-17)

Steals: 4, Cincinnati (12-12-17)

Minutes: 33, Jacksonville State (11-26-17)

Ado's Notes . . .

-Missed the season opener due to a quad injury.

-Made collegiate debut against Florida A&M and responded with 12 points.

-Earned first double-double against Green Bay with 12 points, 11 boards.

-Career-high 5 blocks vs. Stephen F. Austin.

-3rd in SEC with his 2.3 blocks.

-His 28 blocks are the seventh most by an MSU freshman in school history.

2017-18 Game-By-Game

Opponent	MIN	FG	Pct.	3FG	Pct.	FT	Pct.	O-D-R	PF	A	TO	B	S	PTS
N10 Alabama State	-DNP-													
N18 Florida A&M	*	23	6-7	.857	0-0	.000	0-0	.000	3-4-7	1	0	3	3	12
N20 Green Bay	*	24	4-8	.500	0-0	.000	4-5	.800	6-5-11	4	1	2	2	12
N22 Stephen F. Austin	*	28	2-2	1.000	0-0	.000	0-2	.000	0-4-4	0	0	6	5	4
N26 Jacksonville State	*	33	4-6	.667	0-0	.000	1-4	.250	3-5-8	3	0	4	3	9
N30 North Dakota State	*	14	2-2	1.000	0-0	.000	1-1	1.000	0-4-4	5	0	4	0	5
D3 Dayton	*	21	2-2	1.000	0-0	.000	1-1	1.000	1-2-3	3	0	3	0	5
D9 North Georgia	*	17	1-5	.200	0-0	.000	2-2	1.000	0-3-3	1	0	3	4	4
D12 Cincinnati	*	27	0-1	.000	0-0	.000	0-0	.000	2-2-4	1	0	1	3	0
D16 UT Martin	*	26	2-5	.400	0-0	.000	2-3	.667	4-8-12	0	0	2	3	6
D20 Little Rock	*	28	2-3	.667	0-0	.000	2-4	.500	6-7-13	2	1	0	3	6
D23 Southern Miss	*	27	3-4	.750	0-0	.000	2-5	.400	2-3-5	4	3	5	0	8
D30 North Florida	*	27	2-3	.667	0-0	.000	1-6	.167	2-7-9	3	0	3	2	5
J2 Arkansas														
J6 Ole Miss														
J10 Florida														
J13 Auburn														
J16 Vanderbilt														
J20 Alabama														
J23 Kentucky														
J27 Missouri														
J31 South Carolina														
F3 Georgia														
F6 Alabama														
F10 Missouri														
F14 Vanderbilt														
F17 Ole Miss														
F20 Texas A&M														
F24 South Carolina														
F27 Tennessee														
M3 LSU														

CAREER STATS FOR ABDUL ADO

Year	GP-GS	Min/Avg	FG-FGA	Pct	3FM-3GA	Pct	FT-FTA	Pct	Rebs	PF-D	Ast	TO	Blk	Stl	Pts/Avg
2017-18	12-12	295/24.6	30-48	.625	0-0	.000	16-33	.485	83-6.9	27-1	5	36	28	16	76/6.3

35 ARIC HOLMAN



Junior | Forward

6-10 | 225

Owensboro, KY

Owensboro HS

Season Highs

Points: 23, North Florida (12-30-17)
FGM: 10, North Florida (12-30-17)
FGA: 12, 3x, last vs. North Florida (12-30-17)
3FGM: 3, at Cincinnati (12-12-17)
3FGA: 4, 3x, last vs. UT-Martin (12-16-17)
FTM: 4, twice, vs. Little Rock (12-20-17)
FTA: 8, Little Rock (12-20-17)
Rebounds: 12, UT-Martin (12-16-17)
Assists: 3, Stephen F. Austin (11-22-17)
Blocks: 3, Stephen F. Austin (11-22-17)
Steals: 1, 4x, last vs. North Florida (12-30-17)
Minutes: 28, Dayton (12-03-17)

Career Highs

Points: 23, North Florida (12-30-17)
FGM: 10, North Florida (12-30-17)
FGA: 13, Boise State (11-18-16)
3FGM: 3, at Cincinnati (12-12-17)
3FGA: 4, 4x, last vs. UT-Martin (12-16-17)
FTM: 7, LSU (1-7-17)
FTA: 9, LSU (1-7-17)
Rebounds: 12, UT-Martin (12-16-17)
Assists: 4, Arkansas (2-9-16)
Blocks: 5, twice, last vs. NWST (11-28-16)
Steals: 2, 3x, last vs. Oregon State (12-1-16)
Minutes: 33, TAMU (1-14-17)

2017-18 Game-By-Game

Opponent	MIN	FG	Pct.	3FG	Pct.	FT	Pct.	O-D-R	PF	A	TO	B	S	PTS
N10 Alabama State	21	6-11	.545	2-4	.500	4-5	.800	3-8-11	1	0	1	0	1	18
N18 Florida A&M	* 18	2-2	1.000	1-1	1.000	0-0	.000	2-4-6	1	0	2	2	1	5
N20 Green Bay	* 23	5-7	.714	1-2	.500	2-3	.667	1-4-5	3	1	1	0	0	13
N22 Stephen F. Austin	* 24	3-3	1.000	1-1	1.000	3-3	1.000	1-6-7	3	2	3	3	0	10
N26 Jacksonville State	* 23	4-6	.667	0-1	.000	3-6	.500	2-4-6	2	0	1	2	0	11
N30 North Dakota State	* 23	4-7	.571	2-3	.667	2-4	.500	6-3-9	2	0	1	0	0	12
D3 Dayton	* 28	2-4	.500	2-4	.500	0-0	.000	1-7-8	0	1	2	2	1	6
D9 North Georgia	* 13	5-5	1.000	2-2	1.000	1-1	1.000	1-5-6	0	0	1	2	0	13
D12 Cincinnati	* 26	7-12	.583	3-3	1.000	1-2	.500	5-5-10	1	1	1	1	0	18
D16 UT Martin	* 21	9-12	.750	2-4	.500	1-3	.333	8-4-12	1	1	0	1	1	21
D20 Little Rock	* 20	3-8	.375	0-2	.000	4-8	.500	3-2-5	1	1	2	2	1	10
D23 Southern Miss	* 24	3-5	.600	1-1	1.000	3-4	.750	2-4-6	0	0	0	1	0	10
D30 North Florida	* 18	10-12	.833	1-2	.500	2-2	1.000	3-1-4	3	1	1	1	1	23
J2 Arkansas														
J6 Ole Miss														
J10 Florida														
J13 Auburn														
J16 Vanderbilt														
J20 Alabama														
J23 Kentucky														
J27 Missouri														
J31 South Carolina														
F3 Georgia														
F6 Alabama														
F10 Missouri														
F14 Vanderbilt														
F17 Ole Miss														
F20 Texas A&M														
F24 South Carolina														
F27 Tennessee														
M3 LSU														

Holman's Notes . . .

-Now has five double-doubles for his career.

-Scored in double-digits 11 of MSU's 13 games.

-Season-high 3 blocks vs. Stephen F. Austin.

-Holds the 9th all-time spot at MSU with 95 blocked shots.

-Earned his third double-double of the year on Dec. 16 against UT-Martin.

-Had a career-high 12 rebounds against UT-Martin on Dec. 16.

-Earned a career-high 23 points against North Florida on Dec. 30.

CAREER STATS FOR ARIC HOLMAN

Year	GP-GS	Min/Avg	FG-FGA	Pct	3FM-3GA	Pct	FT-FTA	Pct	Rebs	PF-D	Ast	TO	Blk	Stl	Pts/Avg
2015-16	21-3	194/9.2	18-44	.409	2-13	.154	1-6	.167	39-1.9	37-2	8	16	14	2	39/1.9
2016-17	32-26	747/23.3	104-210	.495	12-49	.245	49-75	.653	193-6.0	79-4	20	54	64	21	269/8.4
2017-18	13-12	282/21.7	63-94	.670	18-30	.600	26-41	.634	95-7.3	18-0	8	16	17	6	170/13.1
Totals	66-41	1223/18.5	185-348	.532	32-92	.348	76-122	.623	327-5.0	134-6	36	86	95	29	478/7.2

45 E.J. DATCHER



Sophomore | Center

6-10 | 240

Hapersville, AL

Vincent HS

Season Highs

Points: 11, Alabama State (11-10-17)
FGM: 3, twice, North Florida (12-30-17)
FGA: 4, 3x, last vs. North Florida (12-30-17)
3FGM:
3FGA:
FTM: 9, Alabama State (11-10-17)
FTA: 9, Alabama State (11-10-17)
Rebounds: 6, Green Bay (11-20-20)
Assists: 2, Florida A&M (11-18-20)
Blocks: 3, Green Bay (11-20-17)
Steals:
Minutes: 19, Green Bay (11-20-17)

Career Highs

Points: 11, Alabama State (11-10-17)
FGM: 3, North Georgia (12-9-17)
FGA: 4, 4x, last vs. North Florida (12-30-17)
3FGM:
3FGA:
FTM: 9, Alabama State (11-10-17)
FTA: 9, Alabama State (11-10-17)
Rebounds: 7, Norfolk State, (11-11-16)
Assists: 2, Florida A&M (11-18-20)
Blocks: 3, 3x, last vs Green Bay (11-20-17)
Steals: 2, Kentucky (1-17-17)
Minutes: 19, Green Bay (11-20-17)

2017-18 Game-By-Game

Opponent	MIN	FG	Pct.	3FG	Pct.	FT	Pct.	O-D-R	PF	A	TO	B	S	PTS
N10 Alabama State *	15	1-4	.250	0-0	.000	9-9	1.000	1-3-4	5	0	1	0	0	11
N18 Florida A&M	13	2-3	.667	0-0	.000	3-3	1.000	0-3-3	1	2	0	0	0	7
N20 Green Bay	19	2-2	1.000	0-0	.000	0-0	.000	0-6-6	1	0	1	3	0	4
N22 Stephen F. Austin	22	2-4	.500	0-0	.000	2-4	.500	2-1-3	4	0	0	0	0	6
N26 Jacksonville State	3	1-1	1.000	0-0	.000	0-0	.000	0-0-0	0	0	0	0	0	2
N30 North Dakota State	-DNP-													
D3 Dayton	-DNP-													
D9 North Georgia	11	3-3	1.000	0-0	.000	2-2	1.000	2-1-3	0	0	0	0	0	8
D12 Cincinnati	4	0-0	.000	0-0	.000	0-0	.000	0-0-0	0	0	0	0	0	0
D16 UT Martin	5	0-0	.000	0-0	.000	0-0	.000	0-1-1	0	1	0	0	0	0
D20 Little Rock	2	0-0	.000	0-0	.000	0-0	.000	0-1-1	2	0	1	0	0	0
D23 Southern Miss	9	2-2	1.000	0-0	.000	0-0	.000	0-3-3	2	0	1	0	0	4
D30 North Florida	10	3-4	.750	0-0	.000	0-0	.000	0-3-3	4	0	2	1	0	6
J2 Arkansas														
J6 Ole Miss														
J10 Florida														
J13 Auburn														
J16 Vanderbilt														
J20 Alabama														
J23 Kentucky														
J27 Missouri														
J31 South Carolina														
F3 Georgia														
F6 Alabama														
F10 Missouri														
F14 Vanderbilt														
F17 Ole Miss														
F20 Texas A&M														
F24 South Carolina														
F27 Tennessee														
M3 LSU														

Datcher's Notes . . .

-Earned his first-career start against Alabama State and responded with a career-high 11 points.

-Career-high 3 blocks against Green Bay.

-String of 14-straight made FTs ended against Stephen F. Austin.

-Missed North Dakota State and Dayton games due to a foot injury suffered against Jacksonville State.

-Returned against North Georgia and totaled 8 points.

CAREER STATS FOR E.J. DATCHER

Year	GP-GS	Min/Avg	FG-FGA	Pct	3FM-3GA	Pct	FT-FTA	Pct	Rebs	PF-D	Ast	TO	Blk	Stl	Pts/Avg
2016-17	31-0	228/7.4	13-32	.406	0-0	.000	5-9	.556	47-1.5	59-1	1	9	18	6	31/1.0
2017-18	11-1	113/10.3	16-23	.696	0-0	.000	16-18	.889	27-2.5	19-1	3	6	4	0	48/4.4
Totals	42-1	341/8.1	29-55	.527	0-0	.000	21-27	.778	74-1.8	78-2	4	15	22	6	79/1.9

Exhibition — Oct. 22, 2017

Nebraska 78
Mississippi State 63

Humphrey Coliseum • Starkville, MS

Nebraska

Player	FG	3FG	FT	RB	PF	PT	A	Min
Copeland	f 2-10	0-6	0-0	7	3	4	0	26
Tshimanga	c 5-8	0-0	1-1	6	3	11	1	16
Watson	g 4-10	2-6	1-2	2	2	11	5	32
Taylor	g 3-5	1-2	2-3	3	3	9	3	28
Palmer	g 5-6	2-3	5-6	1	1	17	0	23
Okeke	2-2	0-0	0-0	3	4	4	0	11
McVeigh	2-6	2-5	2-2	3	1	8	2	20
Allen	0-1	0-0	0-0	0	0	0	0	5
Gill	2-5	1-2	1-1	0	1	6	3	14
Borchardt	2-3	0-0	0-0	2	1	4	0	9
TOTALS	28-62	8-27	12-15	37	22	76	16	200

Mississippi State

Player	FG	3FG	FT	RB	PF	PT	A	Min
Holman	f 2-5	0-1	1-1	1	0	5	0	17
Herard	c 2-3	0-0	0-2	5	1	4	0	16
Peters	g 2-10	0-3	4-8	3	3	8	4	22
Stapleton	g 2-8	0-2	3-4	5	1	7	2	24
Q. W'spoon	g 4-13	0-3	1-2	5	2	9	1	25
N. W'spoon	0-2	0-0	2-3	4	4	2	2	19
Wright	4-5	0-1	2-2	4	1	10	2	25
Feazell	5-5	0-0	0-0	2	1	10	0	15
Carter	1-5	1-3	2-2	0	1	5	3	18
Datcher	6-8	0-0	0-0	6	4	12	0	19
TOTALS	28-64	1-13	15-24	38	18	72	14	200

Halftime: UN 48, MSU 32. FG%: 43.8%, UN 45.2%, 3FG%: MSU 7.7%, UN 29.6%, FT%: MSU 62.5%, UN 80.0%. Turnovers: MSU 11 (Feazell 3), UN 16 (Roby 5). Blocked Shots: MSU 8 (Herard 3), UN 5 (Five with 1). Steals: MSU 7 (Q. Weatherspoon 3), UN 3 (Three with 1). Officials: Patrick Evans, Hunter Allen, Erroll Lewis. Attendance: 2,900.

Exhibition — Nov. 2, 2017

Mississippi State 87
West Florida 62

Humphrey Coliseum • Starkville, MS

West Florida

Player	FG	3FG	FT	RB	PF	PT	A	Min
Tidwell	f 2-7	0-1	3-6	6	3	7	1	25
Tucker	f 1-4	0-0	0-0	6	5	2	0	11
Cox	g 3-7	0-3	0-0	3	3	6	0	29
Deng	g 5-15	0-1	1-3	4	1	11	1	30
Thorpe	g 9-13	2-2	1-4	2	1	21	1	39
Jackson	1-7	1-5	2-4	3	2	5	0	21
Carter Jr.	0-0	0-0	1-2	0	1	1	0	5
Henderson	1-3	0-0	0-0	3	0	2	0	9
Flanagan	1-1	0-0	0-1	1	0	2	0	4
Ventoniemi	2-9	0-0	1-3	2	3	5	0	27
TOTALS	28-62	8-27	12-15	37	22	76	16	200

Mississippi State

Player	FG	3FG	FT	RB	PF	PT	A	Min
Herard	c 0-0	0-0	2-2	4	5	2	0	12
Peters	g 4-10	3-7	0-0	2	2	11	6	24
Stapleton	g 4-5	1-2	1-1	2	3	10	0	20
Q. W'spoon	g 5-10	0-1	5-8	8	0	15	1	26
Carter	g 3-11	1-9	1-2	4	0	8	2	28
Wright	2-6	0-2	2-2	7	1	6	2	24
N. W'spoon	6-8	1-2	1-1	2	0	14	3	18
Storm	0-1	0-0	0-0	1	0	0	0	3
Clayton	0-1	0-1	0-0	1	0	0	0	2
Davis	0-0	0-0	0-0	1	0	0	0	2
T.J. Gray	0-0	0-0	0-0	0	0	0	0	2
Feazell	0-1	0-0	0-0	1	5	0	0	8
Holman	8-9	0-0	0-0	6	3	16	1	17
Datcher	2-4	0-0	1-1	7	5	5	0	16
TOTALS	34-66	6-24	13-17	47	24	87	15	200

Halftime: MSU 44, UWF 31. FG%: 51.5%, UWF 37.9%, 3FG%: MSU 25.0%, UWF 25.0%, FT%: MSU 76.5%, UWF 39.1%. Turnovers: MSU 19 (Datcher 4), UWF 16 (Tidwell, Thorpe 3). Blocked Shots: MSU 7 (Holman 3), UWF 0. Steals: MSU 8 (Q. Weatherspoon 4), UWF 5 (Jackson 2). Officials: Sean Casey, Nate Green, Ken Washington. Attendance: 1,711.

Game 1 — Nov. 10, 2017

Mississippi State
Alabama State

Humphrey Coliseum • Starkville, MS

Alabama State

Player	FG	3FG	FT	RB	PF	PT	A	Min
Jones	f 7-11	0-0	2-2	6	2	16	0	33
Johnson	c 2-4	0-0	3-6	6	3	7	0	20
Davis	g 1-7	1-5	0-0	2	0	3	2	24
Ewuosho	g 3-6	1-2	1-2	5	3	8	2	23
Rogers	g 0-3	0-2	0-0	1	4	0	0	7
Johnson	0-3	0-1	0-0	1	0	0	0	3
Ross	6-11	5-8	0-1	2	2	17	1	24
Gee	1-5	0-2	1-2	1	4	3	0	16
Deneus	3-5	0-0	3-5	7	1	9	1	14
Pichardo	0-1	0-0	0-0	1	1	0	0	5
Wright	0-0	0-1	1-3	4	3	1	0	5
LeFlare	2-8	0-5	0-1	3	2	4	2	20
Rogers	0-2	0-0	0-0	0	1	0	0	6
TOTALS	25-67	7-26	11-22	41	26	68	8	200

Mississippi State

Player	FG	3FG	FT	RB	PF	PT	A	Min
Stapleton	f 0-0	0-0	0-0	1	0	0	0	5
Datcher	c 1-4	0-0	9-9	4	5	11	0	15
N. W'spoon	g 3-8	1-1	4-4	3	0	11	3	25
Peters	g 2-8	0-5	3-4	4	1	7	7	29
Q. W'spoon	g 8-9	0-1	1-3	8	3	17	1	22
Wright	5-8	1-3	1-2	6	3	12	2	28
Storm	0-2	0-0	0-0	3	1	0	0	4
Clayton	0-0	0-0	0-0	0	0	0	0	2
Davis	0-1	0-1	1-2	0	0	1	1	2
Singleton	1-2	1-2	0-0	1	0	3	0	5
Gray	0-0	0-0	0-0	0	1	0	0	2
Carter	3-6	2-3	3-4	1	0	11	2	27
Herar	2-5	0-0	1-2	2	4	5	0	13
Holman	6-11	2-4	4-5	11	1	18	0	21
TOTALS	31-64	7-20	27-35	47	19	96	16	200

Halftime: MSU 58, ASU 31. FG%: 56.3%, ASU 32.3%, 3FG%: MSU 50.0%, ASU 33.3%, FT%: MSU 76.2%, ASU 50.0%. Turnovers: MSU 14 (Peters 4), ASU 17 (Ewuosho 4). Blocked Shots: MSU 4 (Peters 2), ASU 1 (B. Johnson). Steals: MSU 7 (Q. W'spoon, Stapleton 2), ASU 6 (Ewuosho 2). Officials: Terry Moore, Don Daily, Ken Washington. Attendance: 6,811.

Game 2 — Nov. 18, 2017

Mississippi State 79
Florida A&M 48

Humphrey Coliseum • Starkville, MS

Florida A&M

Player	FG	3FG	FT	RB	PF	PT	A	Min
Williams	f 5-20	0-2	4-6	8	3	14	0	35
Martin	c 3-6	0-0	1-2	5	1	7	0	33
Mayer	g 0-1	0-1	0-0	2	1	0	2	21
Myles	g 0-2	0-0	0-0	2	1	0	0	4
Barham	g 5-15	3-9	2-2	5	1	15	0	34
Severado	0-2	0-0	0-0	5	1	0	1	19
Reaves	2-5	1-3	0-0	1	2	5	2	16
Bowman	0-1	0-1	0-0	1	0	0	1	5
Core	2-4	1-1	0-0	3	0	5	0	12
Harrell	1-5	0-0	0-2	4	0	2	0	13
Ravenel	0-3	0-2	0-0	2	1	0	0	8
TOTALS	18-64	5-19	7-12	42	11	48	6	200

Mississippi State

Player	FG	3FG	FT	RB	PF	PT	A	Min
Ado	f 6-7	0-0	0-0	8	1	12	0	23
Holman	f 2-2	1-1	0-0	6	1	5	0	18
N. W'spoon	g 5-10	1-3	1-3	5	1	12	5	32
Peters	g 5-12	1-7	1-1	1	3	12	5	23
Q. W'spoon	g 5-9	1-4	1-2	6	1	12	4	31
Storm	0-0	0-0	0-0	1	0	0	0	3
Clayton	0-0	0-0	0-0	0	0	0	0	2
Davis	0-2	0-1	0-0	0	1	0	0	3
Singleton	2-3	0-1	0-0	0	0	4	1	5
Gray	1-1	1-1	0-0	0	1	3	0	3
Feazell	1-2	0-1	0-0	5	1	2	0	7
Carter	4-10	2-5	0-0	0	0	10	2	23
Herard	0-1	0-0	0-0	1	0	0	0	14
Datcher	2-3	0-0	3-3	3	1	7	2	13
TOTALS	33-62	7-24	6-9	38	11	79	19	200

Halftime: MSU 28, FAMU 17. FG%: 53.2%, FAMU 28.1%, 3FG%: MSU 29.2%, FAMU 26.3%, FT%: MSU 66.7%, FAMU 58.3%. Turnovers: MSU 17 (Q. W'spoon 4), FAMU 24 (Williams 7). Blocked Shots: MSU 13 (Ado 3), FAMU 2 (Martin 2). Steals: MSU 9 (Peters 4), FAMU 4 (Four players with 1). Officials: Anthony Jordan, Jason Baker, Erroll Lewis. Attendance: 6,132.

Game 3 — Nov. 20, 2017

Mississippi State 77
Green Bay 68

Humphrey Coliseum • Starkville, MS

Green Bay

Player	FG	3FG	FT	RB	PF	PT	A	Min
Jespersion	f 2-6	1-4	0-0	5	4	5	2	25
Small	g 3-6	1-2	8-10	7	3	15	1	34
Bell	g 2-6	1-2	0-0	2	0	5	0	12
Hankerson	g 4-6	0-1	2-2	4	3	10	1	25
Crist	g 0-4	0-3	0-0	5	3	0	5	20
Parham	4-9	3-5	4-6	2	1	15	1	22
Pipes	0-4	0-1	0-0	2	1	0	2	15
Bains	0-0	0-0	0-2	1	0	0	0	6
Patterson	3-6	0-0	3-4	3	3	9	0	21
Chevallier	3-7	3-6	0-0	3	1	9	0	20
TOTALS	21-54	9-24	17-24	36	19	68	12	200

Mississippi State

Player	FG	3FG	FT	RB	PF	PT	A	Min
Ado	f 4-8	0-0	4-5	11	4	12	1	24
Holman	f 5-7	1-2	2-3	5	3	13	1	23
N. W'spoon	g 3-7	1-3	3-4	5	3	10	4	28
Peters	g 6-15	1-7	5-6	0	0	18	2	29
Q. W'spoon	g 1-8	0-5	0-0	3	2	2	4	28
Wright	4-6	0-2	0-0	4	2	8	1	17
Feazell	1-3	0-0	0-0	1	1	2	0	7
Carter	2-6	0-4	2-2	0	1	6	0	19
Herard	1-1	0-0	0-1	3	2	2	0	6
Datcher	2-2	0-0	0-0	6	1	4	0	19
TOTALS	29-63	3-23	16-21	39	19	77	13	200

Halftime: MSU 40, GB 32. FG%: MSU 46.0%, GB 38.9%, 3FG%: MSU 13.0%, GB 37.5%, FT%: MSU 76.2%, GB 70.8%. Turnovers: MSU 14 (N. W'spoon, Peters 3), GB 19 (Small 4). Blocked Shots: MSU 6 (Datcher 3), GB 0. Steals: MSU 6 (Peters 3), GB 5 (Five players with 1). Officials: Karl Hess, Jeffery Clark, Rob Rorke. Attendance: 6,359.

Game 4 — Nov. 22, 2017

Mississippi State 80
Stephen F. Austin 75

Humphrey Coliseum • Starkville, MS

Stephen F. Austin

Game 5 — Nov. 26, 2017

Mississippi State	59
Jacksonville State	56

Humphrey Coliseum • Starkville, MS

Jacksonville State

Player	FG	3FG	FT	RB	PF	PT	A	Min
Cunningham f	1-2	0-0	0-0	5	3	2	1	17
Giga c	6-11	1-3	2-2	10	2	15	3	37
Gregory g	2-6	1-3	0-0	3	3	5	3	26
Drumwright g	4-13	1-6	0-0	3	2	9	1	35
Spears g	2-5	2-2	0-0	2	0	6	0	16
Dunlap	0-0	0-0	0-0	0	0	0	0	7
Edwards	0-3	0-1	2-2	4	1	2	1	20
Burnell	5-13	0-2	0-0	6	1	10	1	24
Hunter	2-4	1-2	2-2	1	1	7	0	17
Martin	0-0	0-0	0-0	0	0	0	0	1
TOTALS	22-57	6-19	6-6	36	13	56	10	200

Mississippi State

Player	FG	3FG	FT	RB	PF	PT	A	Min
Ado f	4-6	0-0	1-4	8	3	9	0	33
Holman f	4-6	0-1	3-6	6	2	11	0	23
N. W'spoon g	5-9	1-2	1-3	1	1	12	1	30
Q. W'spoon g	6-11	1-3	0-0	5	2	13	4	35
Carter g	1-7	1-7	0-0	6	0	3	2	29
Wright	0-5	0-2	0-0	6	0	0	0	23
Stapleton	3-8	1-2	0-0	2	1	7	1	15
Feazell	0-1	0-1	0-0	0	0	0	1	5
Herard	1-2	0-0	0-0	1	2	2	0	4
Datcher	1-1	0-0	0-0	0	0	2	0	3
TOTALS	25-56	4-18	5-13	37	11	59	9	200

Halftime: JSU 29, MSU 25. FG%: MSU 44.6%, JSU 38.6%. 3FG%: MSU 22.2%, JSU 31.6%. FT%: MSU 38.5%, JSU 100.0%. Turnovers: MSU 12 (Ado, Q. W'spoon 4), JSU 10 (Cunningham 4). Blocked Shots: MSU 5 (Ado 3), JSU 2 (Cunningham, Burnell 1). Steals: MSU 2 (Ado, Carter 1), JSU 3 (Three players with 1). Officials: Orlandis Poole, Kipp Kissinger, John Gaffney. Attendance: 6,034.

Game 6 — Nov. 30, 2017

Mississippi State	83
North Dakota State	59

Humphrey Coliseum • Starkville, MS

North Dakota State

Player	FG	3FG	FT	RB	PF	PT	A	Min
Eliason f	1-2	0-0	0-2	6	1	2	1	20
Miller g	9-18	1-8	0-0	5	2	19	4	35
Samuelson g	1-4	1-4	0-0	0	1	3	1	22
Jacobson g	4-6	4-5	3-3	4	2	15	0	24
Ward g	2-10	0-4	0-0	3	1	4	1	21
Van Dulm	0-0	0-0	0-1	0	0	0	1	2
Quayle	1-3	1-3	0-0	4	0	3	0	17
Hunter	3-8	3-7	0-0	2	3	9	3	27
Geu	1-3	0-1	2-2	3	1	4	1	14
Kreuser	0-3	0-3	0-0	0	3	0	1	18
TOTALS	22-57	10-35	5-8	28	14	59	13	200

Mississippi State

Player	FG	3FG	FT	RB	PF	PT	A	Min
Ado f	2-2	0-0	1-1	4	5	5	0	14
Holman f	4-7	2-3	2-4	9	2	12	0	23
N. W'spoon g	5-9	1-3	1-1	4	0	12	2	31
Q. W'spoon g	4-9	1-3	0-2	4	1	9	10	26
Carter g	12-17	6-10	5-5	6	1	35	1	32
Wright	0-5	0-3	0-0	2	1	0	2	25
Stapleton	2-6	0-1	0-0	3	2	4	0	20
Storm	0-0	0-0	0-0	0	0	0	0	2
Davis	1-1	0-0	0-0	0	0	2	0	1
Singleton	1-1	0-0	0-0	0	0	2	0	2
Feazell	0-1	0-0	0-2	3	1	0	0	12
Herard	0-2	0-0	2-2	3	0	2	0	12
TOTALS	31-60	10-23	11-17	41	13	83	15	200

Halftime: JMSU 29, NDSU 24. FG%: MSU 51.7%, NDSU 38.6%. 3FG%: MSU 43.5%, NDSU 28.6%. FT%: MSU 64.7%, NDSU 62.5%. Turnovers: MSU 12 (Ado 4), NDSU 14 (Kreuser 4). Blocked Shots: MSU 1 (Stapleton), NDSU 0. Steals: MSU 8 (Stapleton 3), NDSU 3 (Three players with 1). Officials: Doug Shows, Tony Henderson, Bart Lenox. Attendance: 5,831.

Game 7 — Dec. 3, 2017

Mississippi State	61
Dayton	59

Humphrey Coliseum • Starkville, MS

Dayton

Player	FG	3FG	FT	RB	PF	PT	A	Min
Cunningham f	7-8	0-1	2-4	8	3	16	2	30
Antetokounmpo f	1-2	0-0	0-2	0	4	2	0	11
Davis g	5-12	2-7	5-8	10	0	17	3	38
Landers g	0-1	0-1	0-0	3	2	0	2	20
Crutcher g	6-11	4-8	2-2	3	0	18	0	33
Davis	0-4	0-3	0-0	2	1	0	1	26
Svoboda	2-6	2-5	0-0	0	3	6	0	32
Pierce	0-0	0-0	0-0	0	0	0	0	3
Crosby	0-2	0-0	0-0	0	0	0	0	7
TOTALS	21-46	8-25	9-16	30	13	59	8	200

Mississippi State

Player	FG	3FG	FT	RB	PF	PT	A	Min
Ado f	2-2	0-0	1-1	3	3	5	0	21
Holman f	2-4	2-4	0-0	8	0	6	1	28
N. W'spoon g	3-7	0-3	0-2	1	4	6	1	31
Q. W'spoon g	5-11	0-3	1-2	10	4	11	6	35
Carter g	7-12	6-10	0-0	1	2	20	2	32
Peters	1-5	1-5	0-0	0	2	3	2	21
Stapleton	3-8	0-3	2-2	1	3	8	0	18
Feazell	1-1	0-0	0-0	2	0	2	0	11
Herard	0-0	0-0	0-0	1	0	0	0	3
TOTALS	24-50	9-28	4-7	27	18	61	12	200

Halftime: MSU 35, UD 20. FG%: MSU 48.0%, UD 45.7%. 3FG%: MSU 32.1%, UD 32.0%. FT%: MSU 57.1%, UD 56.3%. Turnovers: MSU 24 (Q. W'spoon, Carter 5), UD 26 (Three players with 5). Blocked Shots: MSU 5 (Holman, Q. W'spoon 2), UD (Antetokounmpo, Landers 1). Steals: MSU 13 (Three players with 3), UD 14 (Davis 4). Officials: Anthony Jordan, Chuck Jones, Garrick Shannon. Attendance: 7,539.

Game 8 — Dec. 9, 2017

Mississippi State	95
North Georgia	62

Humphrey Coliseum • Starkville, MS

North Georgia

Player	FG	3FG	FT	RB	PF	PT	A	Min
Fuzak f	3-9	2-6	0-0	2	1	8	1	19
Olanunji f	5-9	0-0	0-0	10	2	10	1	30
Tshimanga g	3-6	0-1	0-0	4	0	6	3	31
Cantrell g	2-11	1-2	0-2	4	1	5	1	27
Smith g	3-9	2-4	0-0	2	0	8	0	24
Cotter	2-3	1-2	0-2	3	0	5	2	9
Poitier	1-4	1-4	0-0	0	0	3	0	10
Dominy	3-6	0-1	0-1	1	2	6	2	13
Dean	3-8	0-2	0-0	4	1	6	1	19
Howard	1-1	1-1	0-0	0	0	3	0	4
Watson	1-5	0-4	0-0	5	1	2	0	14
TOTALS	27-71	8-27	0-5	39	8	62	11	200

Mississippi State

Player	FG	3FG	FT	RB	PF	PT	A	Min
Ado f	1-5	0-0	2-2	3	1	4	0	17
Holman f	5-5	2-2	1-1	6	0	13	0	13
N. W'spoon g	4-8	0-2	1-1	3	0	9	4	24
Q. W'spoon g	8-11	4-4	2-2	2	1	22	2	26
Carter g	1-7	0-3	0-0	3	1	2	2	27
Peters	4-12	3-7	0-0	7	1	11	6	22
Stapleton	3-6	0-3	0-0	1	2	6	0	17
Storm	0-0	0-0	0-0	0	0	0	0	4
Clayton	0-0	0-0	0-0	0	0	0	0	4
Davis	0-3	0-2	0-0	2	0	0	0	4
Singleton	3-5	3-4	0-0	3	0	9	0	5
Gray	0-2	0-2	0-0	0	1	0	0	4
Feazell	5-5	1-1	0-0	4	2	11	0	11
Herard	0-2	0-0	0-0	5	1	0	0	11
Datcher	3-3	0-0	2-2	3	0	8	0	11
TOTALS	37-74	13-30	8-8	44	10	95	14	200

Halftime: MSU 53, NG 26. FG%: MSU 50.0%, NG 38.0%. 3FG%: MSU 43.3%, NG 29.6%. FT%: MSU 100.0%, NG 0.0%. Turnovers: MSU 10 (Ado 3), NG 16 (Tshimanga 5). Blocked Shots: MSU 9 (Ado 4),

Game 9 — Dec. 12, 2017

Cincinnati	65
Mississippi State	50

BB&T Arena • Highland Heights, KY

Mississippi State

Player	FG	3FG	FT	RB	PF	PT	A	Min
Ado f	0-1	0-0	0-0	4	1	0	0	27
Holman f	7-12	3-3	1-2	10	1	18	1	26
N. W'spoon g	6-11	0-1	0-0	1	2	12	2	26
Q. W'spoon g	3-12	1-3	5-6	7	3	12	3	34
Carter g	3-7	2-5	0-0	0	1	8	1	23
Peters	0-11	0-7	0-0	1	4	0	2	21
Wright	0-3	0-1	0-0	3	2	0	0	16
Stapleton	0-4	0-1	0-0	1	2	0	0	12
Feazell	0-1	0-0	0-0	0	0	0	0	2
Herard	0-1	0-0	0-0	3	0	0	0	9
Datcher	0-0	0-0	0-0	0	0	0	0	4
TOTALS	19-63	6-21	6-8	38	16	50	9	200

Cincinnati

Player	FG	3FG	FT	RB	PF	PT	A	Min
Clark f	2-6	1-3	4-4	13	3	9	4	34
Washington f	8-15	0-1	0-0	5	1	16	1	31
Evans g	7-13	4-7	6-6	8	2	24	2	35
Jenifer g	1-3	1-1	0-0	0	1	3	3	19
Cumberland g	1-8	1-4	4-6	5	0	7	3	30
Williams	2-4	0-2	0-0	1	1	4	0	13
Moore	0-1	0-1	0-0	0	1	0	0	3
Scott	0-0	0-0	0-0	0	1	0	1	6
Broome	1-4	0-1	0-0	0	1	2	4	20
Diarra	0-0	0-0	0-0	0	0	0	0	1
Brooks	0-0	0-0	0-0	1	0	0	0	8
TOTALS	22-54	7-20	14-16	37	11	65	18	200

Halftime: UC 35, MSU 25. FG%: MSU 30.2%, UC 40.7%. 3FG%: MSU 28.6%, UC 35.0%. FT%: MSU 75.0%, UC 87.5%. Turnovers: MSU 16 (Peters 6), UC 14 (Clark 4). Blocked Shots: MSU 4 (Ado 3), UC 11 (Clark 5). Steals: MSU 9 (Ado 4), UC 5 (Clark, Broome 2). Officials: Doug Sirmons, Ted Valentine, Pat Adams. Attendance: 8,128.

Game 10 — Dec. 16, 2017

Mississippi State	
UT Martin	

Humphrey Coliseum • Starkville, MS

UT Martin

Player	FG	3FG	FT	RB	PF	PT	A	Min
Lewis	f 2-10	0-2	0-0	4	4	4	0	25
Parker	c 1-1	0-0	0-0	3	3	2	1	15
Butler	g 9-21	4-12	0-0	5	2	22	3	40
Bogan	g 4-7	2-4	0-0	5	4	10	3	30
Hewitt	g 0-1	0-1	0-0	2	0	0	0	9
Thompson	2-6	2-4	0-0	2	1	6	2	20
Fofana	0-2	0-0	0-0	2	1	0	1	11
Williams	2-5	0-2	0-0	0	2	4	1	18
Beaufort	2-6	1-3	1-2	2	1	6	0	13
Gill	2-6	0-0	3-4	3	3	7	2	19
TOTALS	24-65	9-28	4-6	29	21	61	13	200

Game 11 — Dec. 20, 2017

Mississippi State 64
Little Rock 48

Humphrey Coliseum • Starkville, MS

Little Rock

Player	FG	3FG	FT	RB	PF	PT	A	Min
O. Black	f 3-5	0-0	0-0	5	2	6	2	30
Hadzic	c 4-7	1-4	0-0	2	4	9	0	20
Jones	g 1-8	0-1	0-0	4	1	2	2	25
Lottie	g 1-4	0-1	2-2	5	1	4	1	29
A.Black	g 3-10	1-7	0-1	3	4	7	1	30
Pippins	3-8	1-3	0-1	1	4	7	0	21
Corcoran	1-1	1-1	0-0	0	0	3	0	7
Carson	0-0	0-0	0-0	0	0	0	0	1
Gilmore	0-1	0-0	0-0	0	0	0	0	2
Mompremier	0-3	0-1	0-0	0	2	0	0	14
Marcus	3-3	0-0	0-2	4	3	6	1	13
Brady	1-3	0-2	2-2	2	0	4	0	5
Bankston	0-1	0-0	0-2	3	0	0	0	3
TOTALS	20-54	4-20	4-10	35	21	48	7	200

Mississippi State

Player	FG	3FG	FT	RB	PF	PT	A	Min
Ado	f 2-3	0-0	2-4	13	2	6	1	28
Holman	f 3-8	0-2	4-8	5	1	10	1	20
N. W'spoon	g 3-9	2-5	0-0	4	2	8	1	23
Q. W'spoon	g 7-11	1-3	6-6	8	1	21	3	26
Carter	g 3-7	1-4	0-0	0	0	7	1	24
Peters	0-4	0-4	0-2	3	2	0	4	24
Wright	2-5	1-3	2-5	4	0	7	0	19
Stapleton	1-5	1-3	1-1	2	2	3	0	21
Storm	0-1	0-1	0-0	0	0	0	0	1
Singleton	0-0	0-0	0-1	0	0	0	0	1
Feazell	1-3	0-0	0-0	1	1	2	0	10
Herard	0-0	0-0	0-0	0	2	0	0	1
Datcher	0-0	0-0	0-0	1	2	0	0	2
TOTALS	22-56	5-25	15-27	40	15	64	11	200

Halftime: MSU 26, UALR 23. FG%: MSU 39.3%, UALR 37.0%. 3FG%: MSU 20.0%, UALR 20.0%. FT%: MSU 55.6%, UALR 40.0%. Turnovers: MSU 12 (Holman, Q. W'spoon 2). UALR 21 (Lottie 6). Blocked Shots: MSU 7 (Ado 3), UALR 0. Steals: MSU 11 (Four players with 2), UALR 5 (Marcus 2). Officials: Karl Hess, Mike Nance, Lamar Simpson. Attendance: 7,156.

Game 12 — Dec. 23, 2017

Mississippi State 70
Southern Miss 64

Humphrey Coliseum • Starkville, MS

Mississippi State

Player	FG	3FG	FT	RB	PF	PT	A	Min
Ado	f 3-4	0-0	2-5	5	4	8	3	27
Holman	c 3-5	1-1	3-4	6	0	10	0	24
N. W'spoon	g 2-4	1-2	5-7	3	2	10	0	29
Q. W'spoon	g 2-5	0-3	3-6	4	3	7	4	31
Carter	g 2-5	1-3	2-2	3	0	7	2	22
Peters	4-10	0-4	2-5	3	0	10	3	19
Wright	1-2	0-0	0-0	2	1	2	2	16
Stapleton	4-7	4-7	0-0	3	2	12	1	23
Datcher	2-2	0-0	0-0	3	2	4	0	9
TOTALS	23-44	7-20	17-29	35	14	70	15	200

Southern Miss

Player	FG	3FG	FT	RB	PF	PT	A	Min
Davis	f 2-3	1-1	2-2	4	2	7	1	20
MaGee	g 2-8	2-6	2-2	4	4	8	4	20
Edwards	g 9-17	3-6	1-2	7	2	22	0	38
Griffin	g 4-12	0-4	1-2	5	5	9	5	39
Holland	g 3-8	3-7	2-3	0	4	11	1	38
Richardson	0-4	0-1	0-0	1	1	0	4	23
Rowe	3-4	0-0	1-3	6	3	7	0	18
Hampton	0-1	0-1	0-0	2	20	9	0	4
TOTALS	23-57	9-26	9-14	30	21	64	15	200

Halftime: MSU 36, UUSM 27. FG%: MSU 52.3%, USM 40.4%. 3FG%: MSU 35.0%, USM 34.6%. FT%: MSU 58.6%, USM 64.3%. Turnovers: MSU 15 (Ado 5). USM 9 (Three players with 3). Blocked Shots: MSU 4 (Four players with 4), USM 1 (Rowe). Steals: MSU 3 (Three players with 1), USM 6 (Edwards 4). Officials: Tim Gattis, Orlandis Poole, Marques Pettigrew. Attendance: 4,028.

Game 13 — Dec. 30, 2017

Mississippi State 109
North Florida 81

Humphrey Coliseum • Starkville, MS

North Florida

Player	FG	3FG	FT	RB	PF	PT	A	Min
Horchler	f 2-8	0-3	0-0	3	3	4	1	26
Aminu	f 4-10	0-2	5-6	3	1	13	1	29
Escobar	g 5-10	4-7	0-0	1	2	14	0	23
Burkhardt	g 3-4	3-4	0-1	3	0	9	1	20
G.-Rosa	g 3-9	3-7	3-4	1	0	12	7	30
Lambright	0-3	0-2	0-0	0	0	0	0	4
Coffey II	1-3	1-1	0-0	0	2	3	0	17
Day	6-12	0-2	5-6	4	3	17	0	23
Haid	0-0	0-0	0-0	1	0	0	0	3
Driscoll	0-0	0-0	0-0	0	0	0	0	2
TOTALS	27-63	12-29	15-19	21	13	81	12	200

Mississippi State

Player	FG	3FG	FT	RB	PF	PT	A	Min
Ado	f 2-3	0-0	1-6	9	3	5	0	27
Holman	f 10-12	1-2	2-2	4	3	23	1	18
N. W'spoon	g 3-5	0-1	5-6	6	0	11	4	27
Q. W'spoon	g 7-10	2-3	2-2	6	3	18	6	27
Carter	g 4-6	1-2	2-2	3	0	11	1	24
Peters	1-4	0-2	0-0	2	3	2	4	15
Wright	3-7	0-2	0-0	2	3	2	4	15
Stapleton	6-10	3-5	1-1	2	2	16	3	18
Storm	0-0	0-0	0-0	1	0	0	0	2
Davis	0-2	0-0	0-0	0	0	0	1	2
Singleton	1-1	0-0	0-0	0	0	2	0	2
Feazell	4-7	0-1	1-1	3	2	9	0	7
Datcher	3-4	0-0	0-0	3	4	6	0	10
TOTALS	44-71	7-18	14-20	46	21	109	24	200

Halftime: MSU 47, UNF 43. FG%: MSU 62.0%, UNF 42.9%. 3FG%: MSU 38.9%, UNF 41.4%. FT%: MSU 70.0%, UNF 78.9%. Turnovers: MSU 14 (3 players with 3). UNF 14 (Gandia-Rosa 5). Blocked Shots: MSU 5 (Ado 2), UNF 3 (3 players with 1). Steals: MSU 7 (Stapleton 2), UNF 4 (Day 2). Officials: Bart Lenox, Mike Nance, Tim Pettis. Attendance: 7,764.

Game 14 — Jan. 2, 2018

Mississippi State
Arkansas

Humphrey Coliseum • Starkville, MS

Game 15 — Jan. 6, 2018

Mississippi State
Ole Miss

The Pavilion • Oxford, MS

Game 16 — Jan. 10, 2018

Mississippi State
Florida

O'Connell Center • Gainesville, FL

2017-18 Mississippi State Basketball
Mississippi State Combined Team Statistics (as of Dec 30, 2017)
All games

Overall record: 12-1 Conf: 0-0 Home: 11-0 Away: 0-1 Neutral: 1-0

#	Player	gp-gs	min	avg	Total		3-Point		F-Throw		Rebounds				pf	dq	a	to	blk	stl	pts	avg
					fg-fga	fg%	3fg-fga	3fg%	ft-fa	ft%	off	def	tot	avg								
11	Q Weatherspoon	13-13	379	29.2	66-124	.532	13-43	.302	40-54	.741	16	62	78	6.0	28	0	60	28	6	20	185	14.2
35	Aric Holman	13-12	282	21.7	63-94	.670	18-30	.600	26-41	.634	38	57	95	7.3	18	0	8	16	17	6	170	13.1
23	Tyson Carter	13-10	335	25.8	52-112	.464	23-69	.333	20-22	.909	4	25	29	2.2	8	0	26	20	0	10	147	11.3
00	Nick Weatherspoon	13-13	369	28.4	50-103	.485	14-36	.389	25-36	.694	3	37	40	3.1	18	0	31	18	3	16	139	10.7
01	Lamar Peters	10-3	224	22.4	26-88	.295	9-55	.164	11-18	.611	2	22	24	2.4	16	0	37	26	5	13	72	7.2
03	Xavian Stapleton	10-1	165	16.5	26-61	.426	9-28	.321	4-4	1.000	7	12	19	1.9	20	0	6	9	2	11	65	6.5
24	Abdul Ado	12-12	295	24.6	30-48	.625	0-0	.000	16-33	.485	29	54	83	6.9	27	1	5	36	28	16	76	6.3
02	Eli Wright	10-0	197	19.7	18-51	.353	3-20	.150	5-10	.500	15	20	35	3.5	13	0	12	7	3	1	44	4.4
45	E.J. Datcher	11-1	113	10.3	16-23	.696	0-0	.000	16-18	.889	5	22	27	2.5	19	1	3	6	4	0	48	4.4
13	Nick Singleton	7-0	23	3.3	9-13	.692	4-7	.571	0-1	.000	2	3	5	0.7	0	0	1	2	0	0	22	3.1
22	KeyShawn Feazell	10-0	79	7.9	14-25	.560	1-4	.250	1-4	.250	5	17	22	2.2	8	0	1	6	2	2	30	3.0
34	Schnider Herard	11-0	88	8.0	4-15	.267	0-0	.000	3-7	.429	11	12	23	2.1	12	0	0	11	8	0	11	1.0
15	T.J. Gray	3-0	9	3.0	1-3	.333	1-3	.333	0-0	.000	0	0	0	0.0	3	0	0	1	0	0	3	1.0
12	Drew Davis	6-0	15	2.5	1-9	.111	0-4	.000	1-2	.500	0	2	2	0.3	1	0	2	2	0	0	3	0.5
10	Tate Clayton	3-0	8	2.7	0-0	.000	0-0	.000	0-0	.000	0	0	0	0.0	0	0	0	0	0	0	0	0.0
05	Mitchell Storm	7-0	19	2.7	0-4	.000	0-2	.000	0-0	.000	2	4	6	0.9	1	0	0	1	0	0	0	0.0
Team											12	19	31					3				
Total.....		13	2600		376-773	.486	95-301	.316	168-250	.672	151	368	519	39.9	192	2	192	192	78	95	1015	78.1
Opponents.....		13	2600		297-776	.383	103-325	.317	117-176	.665	145	290	435	33.5	218	-	140	210	27	72	814	62.6

TEAM STATISTICS	MS	OPP	Date	Opponent	Score	Att.
SCORING	1015	814	11-10-17	ALABAMA STATE	w 96-68	6811
Points per game	78.1	62.6	11-18-17	FLORIDA A&M	w 79-48	6132
Scoring margin	+15.5	-	11-20-17	GREEN BAY	w 77-68	6359
FIELD GOALS-ATT	376-773	297-776	11-22-17	STEPHEN F. AUSTIN	w 80-75	7687
Field goal pct	.486	.383	11-26-17	JACKSONVILLE STATE	w 59-56	6034
3 POINT FG-ATT	95-301	103-325	11-30-17	NORTH DAKOTA STATE	w 83-59	5831
3-point FG pct	.316	.317	12-03-17	DAYTON	w 61-59	7539
3-pt FG made per game	7.3	7.9	12-09-17	NORTH GEORGIA	w 95-62	6613
FREE THROWS-ATT	168-250	117-176	12-12-17	at Cincinnati	L 50-65	8128
Free throw pct	.672	.665	12-16-17	UT MARTIN	w 92-61	6709
F-Throws made per game	12.9	9.0	12-20-17	LITTLE ROCK	w 64-48	7156
REBOUNDS	519	435	12-23-17	vs Southern Miss	w 70-64	4028
Rebounds per game	39.9	33.5	12-30-17	NORTH FLORIDA	w 109-81	7764
Rebounding margin	+6.5	-				
ASSISTS	192	140				
Assists per game	14.8	10.8				
TURNOVERS	192	210				
Turnovers per game	14.8	16.2				
Turnover margin	+1.4	-				
Assist/turnover ratio	1.0	0.7				
STEALS	95	72				
Steals per game	7.3	5.5				
BLOCKS	78	27				
Blocks per game	6.0	2.1				
ATTENDANCE	74635	12156				
Home games-Avg/Game	11-6785	1-8128				
Neutral site-Avg/Game	-	1-4028				

* - Conference game

Score by Periods	1st	2nd	Totals
Mississippi State	473	542	1015
Opponents	380	434	814

2017-18 Mississippi State Basketball
Mississippi State Game-by-Game Highs (as of Dec 30, 2017)
All games

Opponent	Date	Score	Points	Rebounds	Assists	Steals	Blocked shots
ALABAMA STATE	11-10-17	96-68	18-Aric Holman	11-Aric Holman	7-Lamar Peters	2-Xavian Stapleton Q Weatherspoon	2-Lamar Peters
FLORIDA A&M	11-18-17	79-48	12-Abdul Ado Nick Weatherspoon Lamar Peters Q Weatherspoon	7-Abdul Ado	5-Nick Weatherspoon Lamar Peters	4-Lamar Peters	6-Schnider Herard
GREEN BAY	11-20-17	77-68	18-Lamar Peters	11-Abdul Ado	4-Q Weatherspoon Nick Weatherspoon	3-Lamar Peters	3-E.J. Datcher
STEPHEN F. AUSTIN	11-22-17	80-75	25-Tyson Carter	7-Aric Holman Q Weatherspoon	6-Q Weatherspoon	2-Q Weatherspoon	5-Abdul Ado
JACKSONVILLE STATE	11-26-17	59-56	13-Q Weatherspoon	8-Abdul Ado	4-Q Weatherspoon	1-Tyson Carter Abdul Ado	3-Abdul Ado
NORTH DAKOTA STATE	11-30-17	83-59	35-Tyson Carter	9-Aric Holman	10-Q Weatherspoon	3-Xavian Stapleton	1-Xavian Stapleton
DAYTON	12-03-17	61-59	20-Tyson Carter	10-Q Weatherspoon	6-Q Weatherspoon	3-Nick Weatherspoon Tyson Carter Q Weatherspoon	2-Q Weatherspoon Aric Holman
NORTH GEORGIA	12-09-17	95-62	22-Q Weatherspoon	7-Lamar Peters	6-Lamar Peters	2-Nick Weatherspoon Q Weatherspoon	4-Abdul Ado
at Cincinnati	12-12-17	50-65	18-Aric Holman	10-Aric Holman	3-Q Weatherspoon	4-Abdul Ado	3-Abdul Ado
UT MARTIN	12-16-17	92-61	21-Aric Holman Q Weatherspoon	12-Aric Holman Abdul Ado	7-Q Weatherspoon Tyson Carter	4-Q Weatherspoon	3-Abdul Ado
LITTLE ROCK	12-20-17	64-48	21-Q Weatherspoon	13-Abdul Ado	4-Lamar Peters	2-Q Weatherspoon Lamar Peters Abdul Ado Xavian Stapleton	3-Abdul Ado
vs Southern Miss	12-23-17	70-64	12-Xavian Stapleton	6-Aric Holman	4-Q Weatherspoon	1-Nick Weatherspoon Abdul Ado Q Weatherspoon	1-Aric Holman Xavian Stapleton Lamar Peters Eli Wright
NORTH FLORIDA	12-30-17	109-81	23-Aric Holman	9-Abdul Ado	6-Q Weatherspoon	2-Xavian Stapleton	2-Abdul Ado

2017-18 Mississippi State Basketball
Mississippi State Category Leaders (as of Dec 30, 2017)
All games

Points	G	Pts	Pts/G
Q Weatherspoon	13	185	14.2
Aric Holman	13	170	13.1
Tyson Carter	13	147	11.3
Nick Weatherspoon	13	139	10.7
Abdul Ado	12	76	6.3
Lamar Peters	10	72	7.2
Xavian Stapleton	10	65	6.5
E.J. Datcher	11	48	4.4
Eli Wright	10	44	4.4
KeyShawn Feazell	10	30	3.0
Nick Singleton	7	22	3.1
Schnider Herard	11	11	1.0

FG Percentage	FG	Att	Pct
E.J. Datcher	16	23	.696
Nick Singleton	9	13	.692
Aric Holman	63	94	.670
Abdul Ado	30	48	.625
KeyShawn Feazell	14	25	.560
Q Weatherspoon	66	124	.532
Nick Weatherspoon	50	103	.485
Tyson Carter	52	112	.464
Xavian Stapleton	26	61	.426
Eli Wright	18	51	.353
T.J. Gray	1	3	.333
Lamar Peters	26	88	.295

3-Point Percentage	3FG	Att	Pct
Aric Holman	18	30	.600
Nick Singleton	4	7	.571
Nick Weatherspoon	14	36	.389
Tyson Carter	23	69	.333
T.J. Gray	1	3	.333
Xavian Stapleton	9	28	.321
Q Weatherspoon	13	43	.302
KeyShawn Feazell	1	4	.250
Lamar Peters	9	55	.164
Eli Wright	3	20	.150
Drew Davis	0	4	.000
Mitchell Storm	0	2	.000

Free Throw Percent	FG	Att	Pct
Xavian Stapleton	4	4	1.000
Tyson Carter	20	22	.909
E.J. Datcher	16	18	.889
Q Weatherspoon	40	54	.741
Nick Weatherspoon	25	36	.694
Aric Holman	26	41	.634
Lamar Peters	11	18	.611
Eli Wright	5	10	.500
Drew Davis	1	2	.500
Abdul Ado	16	33	.485
Schnider Herard	3	7	.429
KeyShawn Feazell	1	4	.250

Scoring Average	G	Pts	Avg/G
Q Weatherspoon	13	185	14.2
Aric Holman	13	170	13.1
Tyson Carter	13	147	11.3
Nick Weatherspoon	13	139	10.7
Lamar Peters	10	72	7.2
Xavian Stapleton	10	65	6.5
Abdul Ado	12	76	6.3
Eli Wright	10	44	4.4
E.J. Datcher	11	48	4.4
Nick Singleton	7	22	3.1
KeyShawn Feazell	10	30	3.0
Schnider Herard	11	11	1.0
T.J. Gray	3	3	1.0

Field Goal Attempts	G	Att	Att/G
Q Weatherspoon	13	124	9.5
Tyson Carter	13	112	8.6
Nick Weatherspoon	13	103	7.9
Aric Holman	13	94	7.2
Lamar Peters	10	88	8.8

Field Goals Made	G	Made	Made/G
Q Weatherspoon	13	66	5.1
Aric Holman	13	63	4.8
Tyson Carter	13	52	4.0
Nick Weatherspoon	13	50	3.8
Abdul Ado	12	30	2.5

3-Point FG Attempts	G	Att	Att/G
Tyson Carter	13	69	5.3
Lamar Peters	10	55	5.5
Q Weatherspoon	13	43	3.3
Nick Weatherspoon	13	36	2.8
Aric Holman	13	30	2.3

3-Point FG Made	G	Made	Made/G
Tyson Carter	13	23	1.8
Aric Holman	13	18	1.4
Nick Weatherspoon	13	14	1.1
Q Weatherspoon	13	13	1.0
Lamar Peters	10	9	0.9
Xavian Stapleton	10	9	0.9

Free Throw Attempts	G	Att	Att/G
Q Weatherspoon	13	54	4.2
Aric Holman	13	41	3.2
Nick Weatherspoon	13	36	2.8
Abdul Ado	12	33	2.8
Tyson Carter	13	22	1.7

Free Throws Made	G	Made	Made/G
Q Weatherspoon	13	40	3.1
Aric Holman	13	26	2.0
Nick Weatherspoon	13	25	1.9
Tyson Carter	13	20	1.5
Abdul Ado	12	16	1.3
E.J. Datcher	11	16	1.5

2017-18 Mississippi State Basketball
Mississippi State Category Leaders (as of Dec 30, 2017)
All games

<u>Rebounds</u>	<u>G</u>	<u>Reb</u>	<u>Reb/G</u>
Aric Holman	13	95	7.3
Abdul Ado	12	83	6.9
Q Weatherspoon	13	78	6.0
Nick Weatherspoon	13	40	3.1
Eli Wright	10	35	3.5

<u>Rebound Average</u>	<u>G</u>	<u>Reb</u>	<u>Avg/G</u>
Aric Holman	13	95	7.3
Abdul Ado	12	83	6.9
Q Weatherspoon	13	78	6.0
Eli Wright	10	35	3.5
Nick Weatherspoon	13	40	3.1

<u>Offensive Rebounds</u>	<u>G</u>	<u>No.</u>	<u>Avg/G</u>
Aric Holman	13	38	2.9
Abdul Ado	12	29	2.4
Q Weatherspoon	13	16	1.2
Eli Wright	10	15	1.5
Schnider Herard	11	11	1.0

<u>Defensive Rebounds</u>	<u>G</u>	<u>No.</u>	<u>Avg/G</u>
Q Weatherspoon	13	62	4.8
Aric Holman	13	57	4.4
Abdul Ado	12	54	4.5
Nick Weatherspoon	13	37	2.8
Tyson Carter	13	25	1.9

<u>Fouls</u>	<u>G</u>	<u>No.</u>	<u>Per/G</u>
Q Weatherspoon	13	28	2.2
Abdul Ado	12	27	2.3
Xavian Stapleton	10	20	2.0
E.J. Datcher	11	19	1.7
Aric Holman	13	18	1.4
Nick Weatherspoon	13	18	1.4

<u>Foulouts</u>	<u>G</u>	<u>No.</u>
Abdul Ado	12	1
E.J. Datcher	11	1

<u>Assists</u>	<u>G</u>	<u>No.</u>	<u>Ast/G</u>
Q Weatherspoon	13	60	4.6
Lamar Peters	10	37	3.7
Nick Weatherspoon	13	31	2.4
Tyson Carter	13	26	2.0
Eli Wright	10	12	1.2

<u>Steals</u>	<u>G</u>	<u>No.</u>	<u>Stl/G</u>
Q Weatherspoon	13	20	1.5
Nick Weatherspoon	13	16	1.2
Abdul Ado	12	16	1.3
Lamar Peters	10	13	1.3
Xavian Stapleton	10	11	1.1

<u>Blocked Shots</u>	<u>G</u>	<u>No.</u>	<u>Blk/G</u>
Abdul Ado	12	28	2.3
Aric Holman	13	17	1.3
Schnider Herard	11	8	0.7
Q Weatherspoon	13	6	0.5
Lamar Peters	10	5	0.5

<u>Minutes</u>	<u>G</u>	<u>No.</u>	<u>Min/G</u>
Q Weatherspoon	13	379	29.2
Nick Weatherspoon	13	369	28.4
Tyson Carter	13	335	25.8
Abdul Ado	12	295	24.6
Aric Holman	13	282	21.7











<u>Turnovers</u>	<u>G</u>	<u>No.</u>	<u>TO/G</u>
Abdul Ado	12	36	3.0
Q Weatherspoon	13	28	2.2
Lamar Peters	10	26	2.6
Tyson Carter	13	20	1.5
Nick Weatherspoon	13	18	1.4

2017-18 Mississippi State Basketball
Mississippi State Team Game-by-Game Comparison (as of Dec 30, 2017)
All games

Opponent	1st	2nd	Score	Mar	Total FG	FG Pct	3-Pointers	3FG Pct	Free Throws	FT Pct	Rebounds	Assist	T/Over	Block	Steal	Fouls
ALABAMA STATE	58/31	38/37	96-68	+28	31-64/25-67	.484/.373	7-20/7-26	.350/.269	27-35/11-22	.771/.500	47/41 +6	16/8	14/17	4/1	7/6	19/26
FLORIDA A&M	28/17	51/31	79-48	+31	33-62/18-64	.532/.281	7-24/5-19	.292/.263	6-9/7-12	.667/.583	37/42 (5)	19/6	17/24	13/2	9/4	11/11
GREEN BAY	40/32	37/36	77-68	+9	29-63/21-54	.460/.389	3-23/9-24	.130/.375	16-21/17-24	.762/.708	39/36 +3	13/12	14/19	6/0	6/5	19/19
STEPHEN F. AUSTIN	32/40	48/35	80-75	+5	24-43/25-67	.558/.373	6-18/9-27	.333/.333	26-35/16-18	.743/.889	35/31 +4	14/7	19/12	10/2	4/8	15/27
JACKSONVILLE STATE	25/29	34/27	59-56	+3	25-56/22-57	.446/.386	4-18/6-19	.222/.316	5-13/6-6	.385/1000	37/36 +1	9/10	12/10	5/2	2/3	11/13
NORTH DAKOTA STATE	29/24	54/35	83-59	+24	31-60/22-57	.517/.386	10-23/10-35	.435/.286	11-17/5-8	.647/.625	41/28 +13	15/13	12/14	1/0	8/3	13/14
DAYTON	35/20	26/39	61-59	+2	24-50/21-46	.480/.457	9-28/8-25	.321/.320	4-7/9-16	.571/.563	27/30 (3)	12/8	24/26	5/2	13/14	18/13
NORTH GEORGIA	53/26	42/36	95-62	+33	37-74/27-71	.500/.380	13-30/8-27	.433/.296	8-8/0-5	1000/.000	44/39 +5	14/11	10/16	9/3	8/5	10/8
Cincinnati	25/35	25/30	50-65	(15)	19-63/22-54	.302/.407	6-21/7-20	.286/.350	6-8/14-16	.750/.875	38/37 +1	9/18	16/14	4/11	9/5	16/11
UT MARTIN	39/33	53/28	92-61	+31	34-67/24-65	.507/.369	11-33/9-28	.333/.321	13-21/4-6	.619/.667	53/29 +24	21/13	12/14	5/0	8/4	10/21
LITTLE ROCK	26/23	38/25	64-48	+16	22-56/20-54	.393/.370	5-25/4-20	.200/.200	15-27/4-10	.556/.400	40/35 +5	11/7	12/21	7/0	11/5	15/21
Southern Miss	36/27	34/37	70-64	+6	23-44/23-57	.523/.404	7-20/9-26	.350/.346	17-29/9-14	.586/.643	35/30 +5	15/15	16/9	4/1	3/6	14/21
NORTH FLORIDA	47/43	62/38	109-81	+28	44-71/27-63	.620/.429	7-18/12-29	.389/.414	14-20/15-19	.700/.789	46/21 +25	24/12	14/14	5/3	7/4	21/13

Note: Game totals are displayed in the format TEAM/OPPONENT for each category

2017-18 MISSISSIPPI STATE PLAYER BREAKDOWN

0		Nick Weatherspoon Fr G 6-2 195 Canton, MS	Notes: Made collegiate debut against Alabama State and started all 13 non-conference games. Scored in double-digits 10 times, with career-best 15 coming against Stephen F. Austin.
		<u>MIN</u> <u>PTS</u> <u>RBS</u> <u>AST</u> <u>FG%</u> <u>3FG%</u> <u>FT%</u> 28.4 10.7 3.1 2.4 .485 .389 .694	
1		Lamar Peters So G 6-0 185 New Orleans, LA	Notes: Appeared in 10 non-conference games and started three. Suspended three games for violation of team rules. Season-high 18 points against Green Bay. Scored in double-digits four times.
		<u>MIN</u> <u>PTS</u> <u>RBS</u> <u>AST</u> <u>FG%</u> <u>3FG%</u> <u>FT%</u> 22.4 7.2 2.4 3.7 .295 .164 .611	
2		Eli Wright So G 6-4 190 Owensboro, KY	Notes: Appeared in 10 non-conference games and was suspended for three. Season-high 12 points against Alabama State. Career-high 4 assists vs. North Florida.
		<u>MIN</u> <u>PTS</u> <u>RBS</u> <u>AST</u> <u>FG%</u> <u>3FG%</u> <u>FT%</u> 19.7 4.4 3.5 1.2 .353 .150 .500	
3		Xavian Stapleton Jr G 6-6 210 Flora, MS	Notes: Appeared in 10 non-conference games and missed three due to a left knee sprain suffered in opener against Alabama State. Career-high 16 points vs. North Florida. Had 12 points vs. Southern Miss, including back-to-back 3s to turn a 54-50 deficit into a 56-64 lead, one MSU never relinquished.
		<u>MIN</u> <u>PTS</u> <u>RBS</u> <u>STL</u> <u>FG%</u> <u>3FG%</u> <u>FT%</u> 16.5 6.5 1.9 1.1 .426 .321 1.000	
11		Quinndary Weatherspoon Jr G 6-4 205 Canton, MS	Notes: Started all 13 non-conference games and has scored in double-digits 10 times. Has totaled 20-plus points four times (all wins), with season-high 22 coming against North Georgia. Game-winning shots against Dayton and Jacksonville State. Against Little Rock, scored 21 points to become the 37th player in school history to score 1,000 for a career. Fourth in SEC in steals, fifth in assists.
		<u>MIN</u> <u>PTS</u> <u>RBS</u> <u>AST</u> <u>FG%</u> <u>3FG%</u> <u>FT%</u> 29.3 13.9 6.0 4.5 .518 .275 73.1	
22		KeyShawn Feazell Fr F 6-8 230 New Hebron, MS	Notes: Appeared in 10 non-conference games. Scored 2 points and grabbed 5 rebounds in collegiate debut against Florida A&M. Season-high 11 points against North Georgia.
		<u>MIN</u> <u>PTS</u> <u>RBS</u> <u>STL</u> <u>FG%</u> <u>3FG%</u> <u>FT%</u> 7.9 3.0 2.2 0.2 .560 .250 .250	
23		Tyson Carter So G 6-4 165 Starkville, MS	Notes: Appeared in all 13 non-conference games and started the last 10. Scored in double-digits six times. Named SEC POW after a career-high 35 points against North Dakota State and 20 versus Dayton. Had 25 points against Stephen F. Austin.
		<u>MIN</u> <u>PTS</u> <u>RBS</u> <u>AST</u> <u>FG%</u> <u>3FG%</u> <u>FT%</u> 25.8 11.3 2.2 2.0 .464 .333 .909	
24		Abdul Ado Fr F 6-11 250 Lagos, Nigeria	Notes: After missing the season opener with a quad injury, started the final 12 non-conference games. In collegiate debut, had 12 points, 7 rebounds and 3 blocked shots vs. Florida A&M. Scored in double-digits twice and had first double-double against Green Bay with 12 points and 11 rebounds. After having 12 rebounds against UT Martin, had 13 vs. Little Rock. Third in SEC with 2.3 blocks and 8th in rebounds.
		<u>MIN</u> <u>PTS</u> <u>RBS</u> <u>BLK</u> <u>FG%</u> <u>3FG%</u> <u>FT%</u> 24.6 6.3 6.9 2.3 .625 --- .488	
35		Aric Holman Jr F 6-10 225 Owensboro, KY	Notes: Played in all 13 non-conference games, starting 12. Has posted three double-doubles (five for career) — Alabama State, Cincinnati and UT Martin. Career-high 23 points vs. North Florida. Scored in double-digits a team-high 11 times. Moved into MSU Top 10 with 95 blocks. 7th in SEC with 7.3 rebounds.
		<u>MIN</u> <u>PTS</u> <u>RBS</u> <u>BLK</u> <u>FG%</u> <u>3FG%</u> <u>FT%</u> 21.7 13.1 7.3 1.3 .670 .600 .634	
45		E.J. Datcher So C 6-10 240 Harpersville, AL	Notes: Appeared in 11 non-conference games and drew one start. Missed two games with a foot injury. Career-high 11 points against Alabama State and was 9-9 at the foul line. At one stretch, made 12-straight free throws.
		<u>MIN</u> <u>PTS</u> <u>RBS</u> <u>BLK</u> <u>FG%</u> <u>3FG%</u> <u>FT%</u> 10.3 4.4 2.5 0.4 .696 --- .889	