



# 2017-18 AUBURN MEN'S BASKETBALL

AUBURN ATHLETICS COMMUNICATIONS: 392 SOUTH DONAHUE DRIVE || AUBURN, AL 36830 || AUBURNTIGERS.COM || @AUBURNMBB

## SCHEDULE/RESULTS

Date	Opponent	Time/Result
<b>Nov. 10</b>	<b>Norfolk State (SECN+)</b>	<b>W, 102-74</b>
Nov. 16	! vs. Indiana State (ESPNU)	W, 83-64
Nov. 17	! vs. Temple (ESPN2)	L, 88-74
Nov. 19	! vs. Hofstra (ESPNU)	W, 89-78
<b>Nov. 24</b>	<b>Winthrop (SECN)</b>	<b>W, 119-85</b>
Nov. 29	at Dayton (CBS Sports)	W, 73-60
<b>Dec. 3</b>	<b>George Mason (SECN+)</b>	<b>W, 79-63</b>
<b>Dec. 6</b>	<b>Gardner-Webb (SECN+)</b>	<b>W, 80-55</b>
<b>Dec. 9</b>	<b>UAB (SECN)</b>	<b>W, 85-80</b>
Dec. 16	@ vs. Middle Tennessee (SECN)	W, 76-70
Dec. 19	at Murray State	W, 81-77
<b>Dec. 23</b>	<b>UConn (ESPN2)</b>	<b>W, 89-64</b>
<b>Dec. 30</b>	<b>Cornell (SECN)</b>	<b>W, 98-77</b>
Jan. 2	* at #23 Tennessee (ESPNU)	W, 94-84
<b>Jan. 6</b>	<b>* #22 Arkansas (ESPNU)</b>	<b>5 pm</b>
<b>Jan. 9</b>	<b>* Ole Miss (ESPNU)</b>	<b>8 pm</b>
Jan. 13	* at Mississippi State (SECN)	2:30 pm
Jan. 17	* at Alabama (SECN)	6 pm
<b>Jan. 20</b>	<b>* Georgia (SECN)</b>	<b>5 pm</b>
Jan. 24	* at Missouri (SECN)	8 pm
<b>Jan. 27</b>	<b>* LSU (SECN)</b>	<b>5 pm</b>
Jan. 30	* at Ole Miss (SECN)	8 pm
<b>Feb. 3</b>	<b>* Vanderbilt (SECN)</b>	<b>7:30 pm</b>
<b>Feb. 7</b>	<b>* Texas A&amp;M (ESPN2)</b>	<b>8 pm</b>
Feb. 10	* at Georgia (SECN)	2:30 pm
<b>Feb. 14</b>	<b>* Kentucky (ESPN2)</b>	<b>8 pm</b>
Feb. 17	* at South Carolina (SECN)	2:30 pm
<b>Feb. 21</b>	<b>* Alabama (SECN)</b>	<b>7:30 pm</b>
Feb. 24	* at Florida (SECN)	7:30 pm
Feb. 27	* at Arkansas (SECN)	8 pm
<b>Mar. 3</b>	<b>* South Carolina (SECN)</b>	<b>2:30 pm</b>
Mar. 7-11	% SEC Tournament (SECN/ESPN)	TBA

All times Central // Home games in Bold

\* - SEC game // ! - Charleston Classic (Charleston, S.C.)  
@ - Birmingham, Ala. (Legacy Arena)  
% - St. Louis, Mo. (Scottrade Center)

## GAME INFORMATION



**AUBURN TIGERS**  
13-1 (1-0 SEC)



**ARKANSAS RAZORBACKS**  
11-3 (1-1 SEC)

Date/Time ..... Jan. 2, 2018 / 6 p.m. CT  
Site ..... Auburn, Ala.  
Venue ..... Auburn Arena (9,121)  
TV ..... ESPNU  
PxP ..... Taylor Zazour  
Analyst ..... Kyle Macy  
Radio ..... Auburn Sports Network | Tuneln  
PxP ..... Rod Bramblett  
PxP ..... Sonny Smith  
Pre-Postgame Host ..... Brad Law  
Series History ..... Arkansas leads 33-17  
In Auburn ..... Tied 12-12  
In Fayetteville ..... Arkansas leads 20-4  
Neutral Site ..... Tied 1-1  
Last Meeting ..... AR W, 79-68 (Feb. 25, 2017)  
Streak ..... Arkansas W1

## AUBURN HEAD COACH

**Bruce Pearl** ..... **Boston College (1982)**  
Career Record ..... 519-200 (.722)  
Years ..... 23rd  
Record at Auburn ..... 57-55 (.509)  
Years ..... 4th

## ARKANSAS HEAD COACH

**Mike Anderson** ..... **Tulsa (1982)**  
Career Record ..... 339-175 (.660)  
Years ..... 16th  
Record at Arkansas ..... 139-77 (.644)  
Years ..... 7th

» Auburn has started the season 13-1 for the first time since the 1999-2000 season (16-1). The Tigers are on an 11-game winning streak for the first time since Dec. 1, 1999 - Jan. 19, 2000 (won 14 straight). Auburn has also amassed 12 wins before the new year for the third time in program history (1995-96, 1998-99). The 11-game win streak marks the third-longest active streak in the country (Michigan State, West Virginia: 13)

» During Auburn's 11-game winning streak, the Tigers have outshot opponents .460-.401. Auburn has also been active on defense, averaging 7.3 steals and 6.4 blocks in the last 11 games. The Tigers have had seven players average 7.0 points or more per game in Mustapha Heron (17.6), Bryce Brown (15.2), Jared Harper (13.0), Desean Murray (10.1) and Chuma Okeke (8.2). Auburn has also led for 372:12 out of 440 min. (85%).

» Auburn is looking for its first 2-0 start in SEC play since 2012-13 when the Tigers won their first two league games. It would be just the third time Auburn has started 2-0 in SEC play in the last 18 years (4-0 in 2002-03 and 2-0 in 2012-13).

## PROBABLE AUBURN STARTERS

Pos.	No.	Name	Ht.	Wt.	Cl.	Hometown (Last School)	PPG	RPG	APG	Blocks	Steals	FT%
G	1	Jared Harper	5-10	170	So.	Mableton, Ga. (Pebblebrook HS)	12.6	2.5	5.4	0	14	.809
G	2	Bryce Brown	6-3	198	Jr.	Stone Mountain, Ga. (Tucker HS)	15.9	2.4	2.4	5	12	.795
G	5	Mustapha Heron	6-5	218	So.	Waterbury, Conn. (Sacred Heart HS)	15.8	5.5	0.9	0	18	.824
F	13	Desean Murray	6-3	225	Jr.	Stanley, N.C. (Presbyterian College)	10.6	7.3	1.6	9	12	.816
F	24	Anfernee McLemore	6-7	220	So.	Warwick, Ga. (Worth County HS)	8.4	6.4	0.9	47	10	.741
F	0	Horace Spencer	6-8	220	Jr.	Philadelphia, Pa. (Findlay Prep)	4.8	5.6	0.6	17	19	.750
F	4	Chuma Okeke	6-8	230	Fr.	Atlanta, Ga. (Westlake HS)	8.4	6.0	1.4	8	11	.741
G	10	Davion Mitchell	6-1	200	Fr.	Hinesville, Ga. (Liberty County HS)	5.1	1.5	2.2	0	5	.773
G/F	14	Malik Dunbar	6-6	230	Jr.	North Augusta, S.C. (Col. of Central Florida)	6.1	1.9	0.3	6	1	.643

## PROBABLE ARKANSAS STARTERS

Pos.	No.	Name	Ht.	Wt.	Cl.	Hometown (Last School)	PPG	RPG	APG	Blocks	Steals	FT%
G	0	Jaylen Barford	6-3	202	Sr.	Jackson, Tenn. (Motlow State CC)	18.7	4.4	3.6	5	14	.694
G	4	Daryl Macon	6-3	185	Sr.	Little Rock, Ark. (Holmes CC)	17.2	2.5	3.9	2	18	.842
F	10	Daniel Gafford	6-11	234	Fr.	El Dorado, Ark. (El Dorado HS)	12.3	6.3	1.0	29	9	.548
F	13	Dustin Thomas	6-8	225	Sr.	Texarkana, Texas (Colorado)	5.0	4.6	0.9	0	6	.714
G	31	Anton Beard	6-0	185	Sr.	North Little Rock, Ark. (North Little Rock HS)	11.7	2.8	3.1	1	15	.818
F	1	Trey Thompson	6-9	265	Sr.	Madison, Ark. (Forrest City HS)	2.9	4.0	1.9	10	9	.417
F	2	Adrio Bailey	6-7	217	So.	Campiti, La. (Lakeview HS)	6.3	3.5	0.9	17	7	.556
F	20	Darius Hall	6-6	210	Fr.	Little Rock, Ark. (Miss University Studies HS)	4.4	2.5	0.4	3	8	.588
G	23	C.J. Jones	6-5	175	So.	Birmingham, Ala. (Central Park Christian HS)	9.1	2.1	0.6	4	5	.800

#WarEagle



AuburnTigers.com



@AuburnMBB | @AuburnTigers

/AuburnMBB  
/AuburnTigers

## TEAM SCHEDULE AND MEDIA AVAILABILITY » WEEK OF Jan. 1-Jan. 7

MONDAY Jan. 1	TUESDAY Jan. 2	WEDNESDAY Jan. 3	THURSDAY Jan. 4	FRIDAY Jan. 5	SATURDAY Jan. 6	SUNDAY Jan. 7
<b>PRACTICE</b> 11:30 am	<b>GAME</b> 6 pm Tennessee	<b>PRACTICE</b> 2:30 pm	<b>PRACTICE</b> 2:30 pm	<b>PRACTICE</b> 2:30 pm	<b>GAME</b> 5 pm Arkansas	<b>OFF</b>
	Interviews postgame		Press conference 11 am		Interviews postgame	

## AUBURN ATHLETICS COMMUNICATIONS

## AUBURNTIGERS.COM

For updated game notes, statistics and all the latest information on Auburn basketball and gameday activities, go to AuburnTigers.com.

## INTERVIEW POLICY

Coach Pearl, assistant coaches and selected athletes are available for phone and personal interviews by contacting Cody Voga in the communications office. Postgame interviews with Coach Pearl and requested players will be conducted in the media room of Auburn Arena following a brief cooling-off period. **Practices are open unless otherwise specified.**

## CREDENTIALS

Anyone wishing to cover Auburn basketball games should contact Cody Voga in the communications office at least one day in advance in order to make the proper arrangements.

## GAME DAY SERVICES

Notes for both teams and gameday programs will be provided prior to the game. Stats will be after the game. Wireless internet is available in the media room; ask Cody Voga for the password.

## VIDEO SERVICES

FTP feeds of selected Auburn basketball highlights are available for the media. A number of studio and satellite services may be arranged for electronic media by calling Jeff Hanel in the Auburn video services office at 254-709-8116 or by emailing jeff.hanel@auburn.edu.

## PHOTO SERVICES

For photos of Auburn softball or anything pertaining to Auburn Athletics, contact Wade Rackley at 334-750-6907 or via email at wwr0004@auburn.edu

## COMMUNICATIONS STAFF

Cody Voga	Interim basketball contact
cell:	334-750-9023
email:	voga@auburn.edu
Kirk Sampson	Associate AD
cell:	334-750-1385
email:	sampska@auburn.edu
TBA	SEC Network/TV contact
cell:	
email:	

## QUICK FACTS

## UNIVERSITY INFORMATION

City / Zip ..... Auburn, Ala. / 36831  
 Founded ..... Oct. 1, 1856  
 Enrollment ..... 25,469  
 Nickname ..... Tigers  
 Colors ..... Navy Blue and Burnt Orange  
 Affiliation ..... NCAA Division I  
 Conference ..... Southeastern Conference  
 Arena ..... Auburn Arena  
 Stadium Capacity ..... 9,121  
 President ..... Dr. Steven Leath  
 Athletic Director ..... Jay Jacobs

## PROGRAM INFORMATION

First Year of Basketball ..... 1905-06  
 All-Time Record (Years) ..... 1309-1173-1 (112th)  
 All-Time SEC Record (Years) .... 587-730 (85th)  
 SEC Champ./Tournament ..... 2 (1999)/1 (1985)  
 NCAA Tournament App. (Last) ..... 8 (2003)  
 NCAA Tournament Record ..... 12-8  
 All-Americans ..... 13  
 All-SEC Selections ..... 88

## TEAM INFORMATION

2016-17 Record ..... 18-14  
 SEC Record (Finish) ..... 7-11 (11th)  
 Home / Away / Neutral ..... 10-5 / 6-6 / 2-3  
 Letterwinners Returning/Lost ..... 9/3  
 Starters Returning/Lost ..... 5/0  
 Newcomers ..... 4

## STAFF INFORMATION

Head Coach ..... Bruce Pearl  
 Alma Mater ..... Boston College (1982)  
 Career Record ..... 519-200 (23rd season)  
 Record at Auburn ..... 57-55 (4th season)  
 Assistant Coach ..... Harris Adler  
 Alma Mater Phil. Col. of Pharm. & Sci. (1998)  
 Assistant Coach ..... Steven Pearl  
 Alma Mater ..... Tennessee (2010)  
 Interim Assistant Coach ..... Chad Prewett  
 Alma Mater ..... Troy State (1994)  
 Special Assistant ..... Jordan VerHulst  
 Alma Mater ..... Grand Valley State (2008)  
 Athletic Trainer ..... Clark Pearson  
 Alma Mater ..... Kentucky (1995)  
 Strength & Conditioning Coach ... Damon Davis  
 Alma Mater ..... Western Illinois (2003)  
 Video Coordinator ..... Frankie Sullivan  
 Alma Mater ..... Auburn (2011)

## GAMEDAY EXPERIENCE: AUBURN ARENA

» Built at a cost of \$86 million, Auburn Arena seats 9,121 fans for basketball games. Auburn Arena replaced the old Beard-Eaves Memorial Coliseum as home of Tiger basketball for the 2010-11 season. The furthest seat in Auburn Arena is just 43 feet away from the court. A full two-thirds of the seats in the facility are less than 27 feet in elevation from courtside. The Arena features a team store, six concession stands, three elevators, 94 HD televisions plus family restrooms and customer service kiosks on all seating levels. For special events, 12,000 square feet of banquet space, including tailgate and super suites, is available. For the teams, Auburn Arena offers an office suite for the coaches, locker rooms and a 13,970-square foot practice facility and weight room.



## ROSTER

## BY NUMBER

No.	Name	Pos.	Ht.	Wt.	Yr.	Hometown (Previous School)
0	Horace Spencer	F	6-8	225	Jr.	Philadelphia, Pa. (Findlay Prep)
1	Jared Harper	G	5-10	170	So.	Mableton, Ga. (Pebblebrook)
2	Bryce Brown	G	6-3	198	Jr.	Stone Mountain, Ga. (Tucker)
3	Danjel Purifoy	F	6-7	230	So.	Centreville, Ala. (Hargrave Military Academy)
4	Chuma Okeke	F	6-8	230	Fr.	Atlanta, Ga. (Westlake)
5	Mustapha Heron	G	6-5	218	So.	Waterbury, Conn. (Sacred Heart)
10	Davion Mitchell	G	6-1	200	Fr.	Hinesville, Ga. (Liberty County)
12	Devontae Williams	G	6-4	215	So.	Opp, Ala. (Opp)
13	Desean Murray	F	6-3	225	Jr.	Stanley, N.C. (Presbyterian College)
14	Malik Dunbar	G/F	6-6	230	Jr.	North Augusta, S.C. (College of Central Florida)
20	Samir Doughty*	G	6-4	187	So.	Philadelphia, Pa. (VCU)
21	Patrick Keim	G	6-0	186	Sr.	Birmingham, Ala. (Mountain Brook)
22	Will Macoy	G	6-4	190	So.	Birmingham, Ala. (Vestavia Hills)
24	Anfernee McLemore	F	6-7	220	So.	Warwick, Ga. (Worth County)
25	Brett Easterling	G	6-1	165	Fr.	Tallahassee, Fla. (Lawton Chiles)
41	Cole Blackstock	F	6-9	260	Jr.	Killen, Ala. (Brooks)
50	Austin Wiley	C	6-11	260	So.	Hoover, Ala. (Calusa Prep)
54	Thomas Collier	F	6-9	215	So.	Birmingham, Ala. (Briarwood Christian)

## BY NAME

No.	Name	Pos.
41	Cole Blackstock	F
2	Bryce Brown	G
54	Thomas Collier	F
20	Samir Doughty	G
14	Malik Dunbar	G/F
25	Brett Easterling	G
1	Jared Harper	G
5	Mustapha Heron	G
21	Patrick Keim	G
22	Will Macoy	G
24	Anfernee McLemore	F
10	Davion Mitchell	G
13	Desean Murray	F
4	Chuma Okeke	F
3	Danjel Purifoy	F
0	Horace Spencer	F
50	Austin Wiley	C
12	Devontae Williams	G

\* - will redshirt 2017-18 season after transferring with 2 years of eligibility remaining

**Head Coach:** Bruce Pearl (Boston College '82)

**Assistant Coach:** Harris Adler (Philadelphia College of Pharmacy & Science '98)

**Assistant Coach:** Steven Pearl (Tennessee '10)

**Interim Assistant Coach:** Chad Prewett (Troy State '94)

**Special Assistant to the Head Coach:** Jordan VerHulst (Grand Valley State '08)

**Athletic Trainer:** Clark Pearson (Kentucky '95)

**Strength & Conditioning Coach:** Damon Davis (Western Illinois '03)

**Video Coordinator:** Frankie Sullivan (Auburn '11)

## BY CLASS

**Freshmen (3)**

Brett Easterling, Davion Mitchell, Chuma Okeke

**Sophomores (9)**

Thomas Collier, Samir Doughty, Jared Harper, Mustapha Heron, Will Macoy, Anfernee McLemore, Danjel Purifoy, Austin Wiley, Devontae Williams

**Juniors (5)**

Cole Blackstock, Bryce Brown, Malik Dunbar, Desean Murray, Horace Spencer

**Seniors (1)**

Patrick Keim

## PRONUNCIATION GUIDE

**SAMIR DOUGHTY** .....SAH-meer DOW-tee  
**MALIK** Dunbar ..... Muh-LEEK  
**MUSTAPHA HERON** ..... Muh-STAH-fuh HAIR-un  
 Patrick **KEIM** .....KIME  
**ANFERNEE** McLemore .....ANN-fur-knee  
**DAVION** Mitchell .....DAY-vee-on  
**DESEAN** Murray .....Duh-SHAWN  
**DANJEL PURIFOY** .....DAN-jel PURE-a-foy  
**HORACE** Spencer ..... HOR-us



**BRUCE PEARL » HEAD COACH**

- Has advanced to postseason play in 18 of 22 years as a head coach
- Set single-season wins records at three different schools (29 at Southern Indiana in 1995; 26 at Wisconsin-Milwaukee in 2005; 31 at Tennessee in 2008)
- Bruce Pearl's teams have led their conference in scoring 16 of the 22 years that he has been a head coach. His squads were the SEC's scoring champion in four of his six seasons at Tennessee, averaging 77.4 ppg while allowing 70.5 ppg
- One of just seven active head coaches who has led his teams to at least 10 NCAA Sweet 16 appearances (10 total)
- Bruce Pearl is ranked second in the SEC among current head coaches in career winning percentage (.718), fifth in winning percentage as a SEC head coach (.622), fifth in average wins per year as a SEC head coach (21.0) and fifth in SEC games only win pct. (.540, 81-70)
- Bruce Pearl's 506-199 (.718) overall record is the second-best winning percentage out of the 14 current SEC head coaches
- Bruce Pearl's 189-115 (.622) record as a SEC head coach is the third-best winning percentage out of the current SEC head coaches
- Under Bruce Pearl, Auburn has had 12-of-12 graduating players in Malcolm Canada, Chris Denson, Asaiah Dixon-Tatum, KT Harrell, Allen Payne, Cinmeon Bowers, Jordon Granger, Josh Dollard, Dylan Spencer, C.J. Holmes, Jonathan Walker and Tahj Sham-sid-Deen
- Auburn had a perfect 1000 APR in Bruce Pearl's first season in 2014-15
- Auburn reached its first tournament final since winning the 2002 San Juan Shootout in this season's Cancun Challenge
- In 2015-16, for the first time in 48 years since 1967-68, Auburn defeated Kentucky, Alabama, Tennessee, Georgia and Arkansas in the same season
- Auburn defeated Kentucky and Alabama in back-to-back games for the first time since 1967 in 2016 and for only the third time in its 110 seasons of basketball
- Auburn has sold out of season tickets for the third straight time in 2016-17, all under Pearl, to continue the school record streak. Prior to Pearl, the only other time the Tigers sold out of season tickets came in the 1999-2000 season
- Auburn averaged 8,216 in its 15 home games in 2015-16, which is 90 percent capacity at Auburn Arena. Auburn ranked second in the SEC in percent capacity behind Kentucky for the second straight season
- In 22 full years as a head coach, Bruce Pearl's teams have finished either first or second in conference play 15 times
- In the 2015 SEC Tournament, Auburn won three games in three days for the first time in 30 years and reached the semifinals for the first time since 2009. The Tigers defeated Mississippi State and two postseason teams Texas A&M (NIT) and LSU (NCAA) before falling to undefeated Kentucky
- At the Division I level, Pearl's teams have topped the 100-point mark 16 times, including a high of 124 in 2009 as well as 121 in the 2007 NCAA Tournament. In his second year as a coach at Southern Indiana the team averaged 101.7 ppg
- Has coached a league's leading scorer 3 times: KT Harrell, Auburn, 18.5 ppg – 2015; Dylan Page, UWM, 20.9 ppg – 2004; Chris Lofton, UT, 20.8 ppg - 2007

**COACH PEARL**

Hometown.....Boston, Mass.  
 Alma Mater .....Boston College (1982)  
 Family.....wife, Brandy; daughters, Jacqui and Leah;  
 .....sons, Steven and Michael

**COACHING CAPSULE**

Career Record .....519-200 (.722) / 23rd season  
 SEC Record .....82-69 (.543)  
 NCAA Tournaments .....17  
 Sweet Sixteens .....10  
 Elite Eights.....1  
 National Coach of the Year.....1 (2006)  
 SEC Coach of the Year .....1 (2008)  
 AP SEC Coach of the Year.....2 (2006, 2008)

**COACHING RECORD**

1992-93	Southern Indiana	22-7
1993-94	Southern Indiana	28-4
1994-95	Southern Indiana	29-4
1995-96	Southern Indiana	25-4
1996-97	Southern Indiana	23-5
1997-98	Southern Indiana	27-6
1998-99	Southern Indiana	26-6
1999-00	Southern Indiana	25-6
2000-01	Southern Indiana	26-4
2001-02	Milwaukee	16-13
2002-03	Milwaukee	24-8
2003-04	Milwaukee	20-11
2004-05	Milwaukee	26-6
2005-06	Tennessee	22-8
2006-07	Tennessee	24-11
2007-08	Tennessee	31-5
2008-09	Tennessee	21-13
2009-10	Tennessee	28-9
2010-11	Tennessee	19-15
2014-15	Auburn	15-20
2015-16	Auburn	11-20
2016-17	Auburn	18-14
2017-18	Auburn	13-1



## FASTEST ACTIVE COACHES TO 400 WINS

Coach	Current School	Games	Year	Rec.
Roy Williams	North Carolina	496	15th	400-96
<b>Bruce Pearl</b>	<b>Auburn</b>	<b>509</b>	<b>17th</b>	<b>400-109</b>

RECORD AGAINST SEC OPPONENTS  
TOTAL: 92-80 (.535)

Alabama.....	8-6	Ole Miss.....	5-7
Arkansas.....	6-5	Mississippi State.....	7-4
Auburn.....	5-2	Missouri.....	3-4
Florida.....	8-8	South Carolina.....	13-4
Georgia.....	12-7	Tennessee.....	2-4
Kentucky.....	5-12	Texas A&M.....	1-4
LSU.....	9-5	Vanderbilt.....	8-8

## POSTSEASON FINISHES AS HEAD COACH

1992-93	Southern Indiana	NCAA Region 3rd Place
1993-94	Southern Indiana	NCAA Runner-Up
1994-95	Southern Indiana	NCAA Champions
1995-96	Southern Indiana	NCAA Sweet 16
1996-97	Southern Indiana	NCAA First Round
1997-98	Southern Indiana	NCAA Sweet 16
1998-99	Southern Indiana	NCAA Sweet 16
1999-00	Southern Indiana	NCAA Sweet 16
2000-01	Southern Indiana	NCAA First Round
2001-02	Milwaukee	-
2002-03	Milwaukee	NCAA First Round
2003-04	Milwaukee	NIT First Round
2004-05	Milwaukee	NCAA Sweet 16
2005-06	Tennessee	NCAA Second Round
2006-07	Tennessee	NCAA Sweet 16
2007-08	Tennessee	NCAA Sweet 16
2008-09	Tennessee	NCAA First Round
2009-10	Tennessee	NCAA Elite 8
2010-11	Tennessee	NCAA Second Round
2014-15	Auburn	-
2015-16	Auburn	-
2016-17	Auburn	-

• Bruce Pearl has raised \$1 million in only four golf tournaments at Auburn. Pearl and his wife, Brandy, have remarkably raised \$770,000 in the last three years benefitting Children's Harbor in Birmingham through the Bruce Pearl For the Children Golf Classic. The mission of Children's Harbor is to help children with serious illness and their families. Over \$200,000 was raised in the Bruce, Barkley & Basketball Golf Classic Oct. 23-24, 2016, benefitting the Auburn Basketball program.

• Pearl started AUTLIVE at Auburn in 2015-16 to benefit cancer patients in the fight to beat cancer. AUTLIVE raises the awareness of cancer prevention and detection while t-shirt sales and donations raise money to benefit cancer patients. He initiated the OUTLIVE program in 2009 at Tennessee in recognition of former Vol Chris Lofton, who beat testicular cancer through early diagnosis and treatment and went on to play the entire 2007-08 season while recovering from his battle with the disease.

• Pearl donated \$250,000 to the Auburn University comprehensive campaign in September 2016, helping push it over the ambitious \$1 billion goal ahead of schedule.

• The Bruce Pearl Family Foundation in conjunction with L5 Foundation, an organization dedicated to addressing the essential and basic needs of cancer patients, donated \$20,000 to five charities in a ceremony in Knoxville in August 2015. Pearl accepted a \$10,000 donation to an endowed scholarship in his name to Camp Koinonia, an outdoor education program for children with disabilities.

• The Pearl family announced on Feb. 27, 2007, a \$100,000 donation to endow a scholarship in the name of former Tennessee player Dane Bradshaw. The Dane Bradshaw Athletic Scholarship Endowment is awarded to the male or female student-athlete at UT who best epitomizes the characteristics of the 2006-07 senior captain.

## WIN % AS NCAA HEAD COACH

Coach	Win %	Record
John Calipari	.774	661-193
<b>Bruce Pearl</b>	<b>.721</b>	<b>517-200</b>
Michael White	.698	157-68
Bryce Drew	.673	148-72
Will Wade	.673	99-48
Mike Anderson	.660	338-174
Ben Howland	.648	442-240
Rick Barnes	.647	644-351
Mark Fox	.630	277-163
Frank Martin	.629	222-131
Andy Kennedy	.624	262-158
Cuonzo Martin	.613	196-124
Avery Johnson	.570	45-34
Billy Kennedy	.560	337-265

## WIN % AS SEC HEAD COACH

Coach	Win %	Record
John Calipari	.824	258-55
Will Wade	.727	8-3
Michael White	.667	56-28
Mike Anderson	.645	138-76
<b>Bruce Pearl</b>	<b>.633</b>	<b>200-116</b>
Andy Kennedy	.624	241-145
Cuonzo Martin	.624	73-44
Billy Kennedy	.594	126-86
Frank Martin	.577	105-77
Avery Johnson	.570	45-34
Mark Fox	.562	154-120
Ben Howland	.532	41-34
Rick Barnes	.519	40-37
Bryce Drew	.511	24-23

*as of games completed Dec. 27, 2017*

## WHAT THEY ARE SAYING

"I am 100 percent on the BP (Bruce Pearl) bandwagon, and I am going to do anything I can to help this program be successful again. For the first time in a long time, I am excited. It has been a long time since I have been excited, but the thing I have been excited the most about is the guy leading the program." - **Charles Barkley**

"I think of all the coaches who I have covered in college basketball, everybody has their thing that makes them special. All of the successful ones are great on the floor in some shape or form, but then they have one quality that separates them. No one is better at energizing a program, no one is better at igniting a fan base than Bruce, and the Tennessee example is a perfect one. It was a half empty building that they may be even papering to get to half, and then Bruce comes there, and you can't get a ticket. He just has that energy, that charisma, he's a fabulous basketball coach, but that charisma is what makes his programs extraordinary." - **Mike DeCoursey**

"Bruce Pearl is one of the best coaches in the country, and I think he is doing a terrific job building up the Auburn program, and I think that trajectory is going to continue in that direction. I think he is doing a great job." - **Jay Bilas**



**INSIDE THE SERIES: ARKANSAS**

» The Tigers and Razorbacks have met 50 times as SEC opponents with Arkansas holding a 33-17 edge in the series. Auburn has yet to taste victory in Auburn Arena as Arkansas is 5-0 in the home building on The Plains.

» The Tigers are 4-7 against a ranked Razorback squad all-time, but three of those wins have come at home (3-4).

**EXPECT BUCKETS**

» Saturday's game between Auburn and Arkansas will be a matchup of the SEC's two highest-scoring teams. Arkansas leads the conference at 89.3 ppg while Auburn sits in second at 87.3. The two teams rank eighth and 12th respectively in the nation.

**IT COULD HAPPEN**

» If Auburn scores 90 points vs. Arkansas, it will be the first time Auburn has scored 90 points in back-to-back SEC games since the No. 3 Tigers defeated Ole Miss 95-66 on Feb. 9, 1999 and Alabama 102-61 on Feb. 13, 1999.

» The last time Auburn has defeated ranked opponents in back-to-back scheduled games was 1986 vs. No. 4 St. John's (March 16) and No. 11 UNLV (March 20).

» The last time Auburn has won two straight over ranked opponents was 2007 against No. 22 Tennessee (Jan. 17) and No. 12 Alabama (Jan. 23).

» The last time Auburn has defeated ranked SEC opponents in back-to-back games on the slate was 1958 against No. 20 Tennessee (Feb. 22) and No. 13 Kentucky (Feb. 24).

**BOARD UP**

» Auburn has outrebounded 13 of its 14 opponents so far this season (Murray State).

**Through 14 Games**

	'16-17	'17-18
Rebounds Per Game	37.4	42.3
Off. Rebounds Per Game	10.9	14.0
Def. Rebounds Per Game	26.5	28.3
Rebounding Margin	-3.2	+8.9

**KNOCKING DOWN THE FREEBIES**

» Auburn is 13th in the country with a 77.9 free-throw percentage this season. All eight players who have attempted at least 20 free throws are shooting at least 74.1 percent.

**Teams Ranked in Top 20 FTM and FT%**

	FTM	FT%
Xavier	321 (1st)	78.8 (7th)
Georgetown	277 (t5th)	78.2 (12th)
Auburn	264 (t14th)	77.9 (13th)
Seattle U	262 (t17th)	78.9 (5th)

**YOUNG ROSTER**

» Auburn is tied with Kentucky with the most underclassmen in the nation with 12 on the roster and only one senior. The Tigers are one of just seven teams in the country to have 10 or more underclassmen on their roster.

**CLUTCH FACTOR**

» Listed below are the free throws made and attempted by the Tigers in the final four minutes of games, including overtime.

	2017-18	Career
#0 Horace Spencer	2-2	9-14
#1 Jared Harper	30-34	70-87
#2 Bryce Brown	5-6	18-24
#3 Danjel Purifoy	0-0	15-16
#4 Chuma Okeke	1-2	1-2
#5 Mustapha Heron	13-18	39-52
#10 Davion Mitchell	0-0	0-0
#13 Desean Murray	4-4	42-59
#14 Malik Dunbar	1-2	1-2
#21 Patrick Keim	1-4	2-6
#24 Anfernee McLemore	0-0	6-11
#41 Cole Blackstock	2-2	5-5
#50 Austin Wiley	0-0	1-9

**STARTING FAST FROM THE OPENING TIP**

» Below are the biggest opening runs by the Tigers.

Opponent	Run	Time	Final
vs. Norfolk State	19-8	6:16	W, 102-74
vs. Indiana State	13-4	4:39	W, 83-64
vs. Winthrop	16-6	7:12	W, 119-85
at Dayton	11-2	3:28	W, 73-60
vs. George Mason	25-3	8:52	W, 79-63
vs. Gardner-Webb	21-4	5:46	W, 80-55
vs. UAB	18-4	5:05	W, 85-80
vs. Middle Tenn.	22-9	9:07	W, 76-70
vs. UConn	26-9	8:48	W, 89-64

**PLAYER TO WATCH: BRYCE BROWN**

» In his third season on The Plains, Bryce Brown has been the go-to scorer on a team that has four players average double-figures. The marksman leads the team and is seventh in the SEC with 15.9 points per game. Brown also leads the league with 44 shots made from downtown. The junior has had success vs. Arkansas in his career as he buried a career-best nine 3-pointers in his rookie season to highlight a 27-point performance.

**A CLOSER LOOK AT THE MATCHUP**

Scoring Offense	87.3	89.3
Scoring Defense	72.8	74.9
Scoring Margin	+14.5	+14.4
FG Pct.	.456	.507
FG Pct. Defense	.397	.422
3-pt. FG Pct.	.368	.409
3-pt. FG Pct. Defense	.359	.328
FT Pct.	.779	.676
Rebounds Per Game	42.3	35.9
Opp. Rebounds Per Game	33.4	36.0
Rebound Margin	+8.9	-0.1
Assists Per Game	15.8	16.7
Turnovers Per Game	13.3	10.7
Opp. Turnovers Per Game	15.5	15.4
Turnover Margin	+2.2	+4.7
Assist/Turnover Ratio	1.2	1.6
Steals Per Game	7.3	6.9
Blocks Per Game	6.6	5.1

**AWARD CASE****Malik Dunbar**

Top-10 JUCO Transfers (Jon Rothstein)

**Mustapha Heron**

Jerry West Award Watch List  
Preseason Second Team All-SEC (Coaches)  
Charleston Classic All-Tournament Team

**Desean Murray**

20 Under-the-Radar Transfers (Jon Rothstein)

**Chuma Okeke**

20 Under-the-Radar Freshmen (Jon Rothstein)  
SEC Freshman of the Week (Dec. 4)

**Austin Wiley**

Kareem Abdul-Jabbar Watch List

## DOUBLE-DOUBLE LIST

**Anfernee McLemore (2)**

12 pts, 13 reb at Dayton (Nov. 29)

17 pts, 11 reb vs. Gardner-Webb (Dec. 6)

**Desean Murray (2)**

14 pts, 12 reb vs. Indiana State (Nov. 16)

10 pts, 11 reb vs. Temple (Nov. 17)

**Mustapha Heron (1)**

31 pts, 10 reb vs. Winthrop (Nov. 24)

**Chuma Okeke (1)**

10 pts, 10 reb vs. Cornell (Dec. 30)

## HAPPY HELPER

» Sophomore Jared Harper has a team-high 76 assists in 14 games and has produced six games of at least seven assists this campaign - the most in the SEC. Harper had a total of 95 dimes last year.

## Most Games with 7+ Assists (SEC)

Player (School)	Games w/ 7+	Total Asts
Jared Harper (Auburn)	7	75
Chris Chiozza (Florida)	6	81
Deandre Burnett (Ole Miss)	4	67
Daryl Macon (Arkansas)	4	55

» In the win vs. Gardner-Webb, Harper dropped a career-best 10 dimes, marking the first time a Tiger has done that since Kareem Canty in 2015 vs. Northwestern State.

» Through 14 games in the season, the Tigers have scored 196 points off assists from Harper with 138 coming from downtown (46 assists) and 58 inside the arc (29 assists).

## MUSTAPHA NO. 5

» Sophomore Mustapha Heron scored in double figures in his first 25 collegiate games last season, breaking the record for the most for a freshman to begin a season previously held by All-American Wesley Person, who did it in his first 14 games in 1990-91. Heron has reached double figures in 41 of 44 games in his career (vs. Florida, 2017; vs. Temple, 2017; vs. Gardner-Webb, 2017).

» In addition, Heron has reached the 20-point plateau nine times in his young career. The Waterbury, Conn. native scored 20-plus points six times during his freshman campaign and has already accomplished the feat three times during the 2017-18 season (22 vs. Hofstra, 31 vs. Winthrop, 21 at Dayton).

## ON THIS DATE

» On Jan. 6, 1996, Lance Weems set an Auburn single-game record by knocking down 10 3-pointers in a 101-76 win against Arkansas. For the game, Weems went 10 of 19 from downtown and finished the contest with 36 points in a Beard-Eaves Memorial Coliseum record.

## PRE-GAME QUOTES

## Head coach Bruce Pearl

On Arkansas..

"The last four years they have 35 wins in conference play, it's the second best record in the SEC. They have seven seniors and four of them start, so it's the most experienced team in the league. Arkansas is a team that we've struggled with. Nine times this year they have scored 90 or more points. Offensively, they're probably the best team in the league. They have so many great weapons and so many productive players who can score on multiple levels. The hardest one-on-one matchup for every one of our players because each of our players has a challenging matchup. Coach Anderson does a great job of putting his players in space for them to make those plays"

On finding success with 9-man rotation...

"I think they trust each other. First of all, you let players determine their own roles. You don't determine their roles for them. The guys that shoot the best percentages, shoot the most shots, and they should. It's simple because these guys know each other and they trust each other."

## Junior Horace Spencer

On being a winning team...

"It's a great feeling to be clicking the way we are. The chemistry is amazing, mainly on the defensive end picking up for each other, covering for each other and just playing hard with each other. For real, it's just a good feeling to have the chemistry that we have."

## SEC STANDINGS (AS OF 1/4)

	SEC	Overall	Last 5
Kentucky	2-0	12-2	4-1
Florida	2-0	10-4	4-1
Auburn	1-0	13-1	5-0
Mississippi State	1-0	13-1	5-0
Missouri	1-0	11-3	4-1
Arkansas	1-1	11-3	4-1
Georgia	1-1	10-3	3-2
Alabama	1-1	9-5	2-3
Ole Miss	1-1	8-6	3-2
Vanderbilt	1-1	6-8	3-2
Texas A&M	0-2	11-3	3-2
LSU	0-1	9-4	3-2
South Carolina	0-2	9-4	2-3
Tennessee	0-2	9-5	2-3

## THIS WEEK IN THE SEC

## Tuesday, Jan. 2

Auburn at Tennessee	AU, 94-84
Alabama at Vanderbilt	VU, 76-75
Florida at Texas A&M	UF, 83-66
Arkansas at Mississippi State	MSU, 78-75

## Wednesday, Jan. 3

Ole Miss at Georgia	UGA, 71-60
Kentucky at LSU	UK, 74-71
Missouri at South Carolina	MU, 79-68

## Saturday, Jan. 6

Alabama at Georgia	11 a.m.
Florida at Missouri	12 p.m.
LSU at Texas A&M	1:15 p.m.
Mississippi State at Ole Miss	3:30 p.m.
Arkansas at Auburn	5 p.m.
Vanderbilt at South Carolina	5:45 p.m.
Kentucky at Tennessee	8 p.m.

## ACADEMIC SUCCESS: SUMMER MVP

» Freshman Davion Mitchell was named the "Summer MVP" of the summer enhancement program, put on annually at the Student-Athlete Development Center. The program helps bridge the gap from high school to college. He was active in the intense training that was all self-induced. Mitchell was named the MVP due to his commitment, diligence and attention to detail.



» Weems went 4 of 4 from the charity stripe and also finished the game with six assists and two steals.

» The Tigers hold a 13-12 record all-time on Jan. 6, including two wins against ranked opponents (1986 vs. No. 12 Kentucky, 1999 vs. No. 18 Arkansas).

### BIG SPLASH FROM DOWNTOWN

» Junior Bryce Brown, who set an Auburn freshman record with 78 made 3-pointers in 2015-16, has netted 178 career trifectas, which puts him inside Auburn's top 10 all-time. For his career, he is 178 of 473 (.376) from long range.

» Brown has drained multiple 3-point shots 48 times through his junior season. The marksman has also tallied five or more buckets from downtown 10 times, including a career-best nine at Arkansas (2016). Brown has five-plus three's in three games this season (vs. Winthrop, vs. UAB, at Tennessee).

#### All-Time 3-Pointers Made

1.	Wesley Person	1990-94	262
2.	Lance Weems	1992-96	240
3.	Ronnie Battle	1989-93	236
4.	Frankie Sullivan	2008-13	228
5.	Scott Pohlman	1997-2001	206
6.	Tay Waller	2008-10	187
7.	Daymeon Fishback	1996-2000	185
8.	DeWayne Reed	2006-10	184
9.	<b>Bryce Brown</b>	<b>2015-P</b>	<b>176</b>
10.	KT Harrell	2013-15	164

### RETURN TO SENDER

» The Tigers have two of the top shot blockers in program history on the roster for the 2017-18 season. Junior Horace Spencer and sophomore Anfernee McLemore are already among the top defenders in the Auburn record books.

#### All-Time Blocks Leaders

1.	Kyle Davis	2000-04	360
2.	Mamadou N'diaye	1996-2000	241
3.	Korvotney Barber	2005-09	155
4.	Charles Barkley	1981-84	145
5.	Chris Morris	1984-88	141
6.	Pat Burke	1993-97	133
7.	<b>Horace Spencer</b>	<b>2015-P</b>	<b>110</b>
8.	Asaiah Dixon-Tatum	2012-14	108
9.	Kenny Gabriel	2009-12	105
10.	Korvotney Barber	2005-07	98
--	<b>Anfernee McLemore</b>	<b>2016-P</b>	<b>84</b>

» McLemore leads the SEC and is ninth nationally with 47 blocks just this season, a total that is more than 171 Division I teams so far in the 2017-18 campaign.

### ONE-LOSS TEAMS

» With every team having been defeated already this year, the Tigers are one of just 13 teams remaining in the entire college landscape to suffer just one loss on the season. Auburn is one of only two teams in the SEC to taste defeat only once.

Xavier	15-1
Michigan State	14-1
Auburn	13-1
Clemson	13-1
Duke	13-1
Mississippi State	13-1
TCU	13-1
Texas Tech	13-1
Villanova	13-1
Virginia	13-1
West Virginia	13-1
Arizona State	12-1
Oklahoma	12-1

### DOWN, BUT NOT OUT

» Auburn's win at Tennessee is the first time the Tigers have overcome a deficit of at least 14 points to win since defeating Xavier 89-88 in 2OT in Auburn on Dec. 20, 2014, after also trailing by 14. It is the largest deficit the Tigers have overcome in an SEC game since overcoming a 15-point deficit at LSU in the 2010-11 regular-season finale on March 5, 2011.

### ONE-TWO PUNCH

» The Tigers, ranked second in the SEC in scoring at 87.3 points per game, possess two of the top scorers in the league.

» Bryce Brown and Mustapha Heron stand 7th and 8th in scoring in SEC, averaging 15.9 and 15.8 points per game, respectively.

» Auburn is one of just two programs to have two of the top 10 scorers in the league, joining Arkansas' Jaylen Barford (3rd, 18.7) and Daryl Macon (17.2).

### RPI IMPROVEMENT

» In the four seasons before 2014-15, the Tigers held an average final RPI of 202. Since that point, Auburn has averaged a final RPI of 131. Here are the final RPI rankings in the last seven seasons.

2010-11	253
2011-12	145
2012-13	250
2013-14	160
2014-15	132 (Under Coach Pearl)
2015-16	160 (Under Coach Pearl)
2016-17	82 (Under Coach Pearl)

### TOTAL +/- FOR SEASON

	Last Game	Season	Avg.
#0 Spencer	+21	+109	+7.8
#1 Harper	-2	+168	+12.0
#2 Brown	+12	+151	+10.8
#3 Purifoy	DNP	0	0
#4 Okeke	+11	+95	+6.8
#5 Heron	+18	+161	+12.4
#10 Mitchell	+10	+131	+9.4
#12 Williams	DNP	-18	-3.6
#13 Murray	-1	+136	+9.7
#14 Dunbar	-8	+75	+5.4
#21 Keim	DNP	-28	-4.7
#22 Macoy	DNP	-26	-6.5
#24 McLemore	-11	+97	+6.9
#25 Easterling	DNP	-22	-4.4
#41 Blackstock	DNP	-24	-4.0
#50 Wiley	DNP	0	0
#54 Collier	DNP	-9	-2.3

### STANDOUT PERFORMANCES

#### DOUBLE-FIGURE SCORING GAMES

	2017-18	Career
Desean Murray	9	55*
Mustapha Heron	11	42
Bryce Brown	11	33
Jared Harper	11	29
Danjel Purifoy	0	17
Anfernee McLemore	4	8
Horace Spencer	3	8
Austin Wiley	0	8
Chuma Okeke	7	7
Malik Dunbar	2	2
Davion Mitchell	2	2

#### 20-POINT SCORING GAMES

	2017-18	Career
Desean Murray	1	24*
Mustapha Heron	3	9
Bryce Brown	3	6
Jared Harper	1	6
Danjel Purifoy	0	3
Austin Wiley	0	1

#### 30-POINT SCORING GAMES

	2017-18	Career
Desean Murray	0	23*
Bryce Brown	1	1
Mustapha Heron	1	1

#### DOUBLE-FIGURE REBOUNDING GAMES

	2017-18	Career
Desean Murray	2	15*
Anfernee McLemore	3	4
Mustapha Heron	0	3
Horace Spencer	1	2
Chuma Okeke	1	1
Danjel Purifoy	0	1
Austin Wiley	0	1

\*includes Murray's games at Presbyterian



## LONGEST WINNING STREAKS IN PROGRAM HISTORY

Streak	Started	Ended
30	W, 80-72 at Georgia Tech (1/22/1958)	L, 56-75 at Kentucky (2/21/1959)
17	W, 114-60 vs. SE Louisiana (11/13/1998)	L, 62-72 at Kentucky (1/20/1999)
15	W, 55-54 vs. Vanderbilt (1/30/1960)	L, 48-56 at Miss. State (1/7/1961)
14	W, 38-12 vs. Montgomery YMCA (start of 1927)	L, 42-43 vs. Ole Miss (2/10/1928)
14	W, 65-56 vs. Belmont (12/1/1999)	L, 77-79 at Ole Miss (1/22/2000)
11	W, 89-78 vs. Hofstra (11/19/2017)	Present
11	W, 27-24 vs. Mississippi State (1926)	L, 23-25 vs. Tennessee (1927)

» Auburn currently stands at No. 15 in the latest RPI, which is third in the SEC (No. 12 Arkansas, No. 13 Kentucky).

## STREAKING AT HOME

» Auburn's longest winning streaks at Auburn Arena (built in 2010):

Streak	First Win	Last Win
10	March 2, 2011	Jan. 2, 2012
<b>9</b>	<b>March 4, 2017</b>	<b>Present</b>
7	Dec. 17, 2014	Jan. 17, 2015
7	Nov. 19, 2013	Jan. 4, 2014
6	Nov. 11, 2016	Dec. 18, 2016

## TIGERS FROM DEEP

» Auburn has hit 10 3-pointers in a game seven times so far this season - all coming in the last 10 games. The Tigers are 114 of 295 (.386) from downtown during their current 11-game winning streak.

## OKEKE EARNS FRESHMAN OF THE WEEK

» Forward Chuma Okeke was tabbed the SEC Freshman of the Week, announced by the league office, Dec. 4. Okeke averaged 11 points and eight rebounds per game in Auburn's two victories at Dayton and against George Mason.

» Okeke was responsible for 22 of the team's 53 bench points (42 percent) and 16 of the bench's 33 rebounds (48 percent) during the two-game week.

## LEADING THE WAY OFF THE COURT

» Mustapha Heron, an SEC Community Service Team member, created the Mustapha Heron Skills Academy and Reading Program for students at his high school, Sacred Heart, and students in surrounding counties.

» His foundation teaches students in the importance of balancing academics and sports and rewards students who read a certain number of books with incentives like shoes and bags. Heron obtained sponsorships from shoe companies to assist with his efforts.

» Additionally, he has worked with the police department in his hometown on a weapons buyback program.

» Heron and his AAU team wore orange emblems to make a statement against gun violence and was highlighted in Sports Illustrated. He is involved with the Fellowship of Christian Athletes and donates to Toys for Tots Holiday Program through Auburn University's SAAC Program.

## ALL-TIME IN OVERTIME

» Auburn has a 49-53 (.480) record in overtime games in its history. The Tigers were 1-1 in overtime last season, winning 70-67 at UConn on Dec. 23 and losing 86-83 to Missouri in the SEC Tournament.

» Auburn is 2-2 under Coach Pearl when entering extra time. The Tigers have had at least one overtime game in all three seasons with Pearl at the helm.

## ACADEMICS UNDER BP

» Under Pearl, Auburn is a perfect 12-of-12 of seniors graduating players in Malcolm Canada, Chris Denson, Asaiah Dixon-Tatum, KT Harrell, Allen Payne, Cinmeon Bowers, Jordon Granger, Josh Dollard, Dylan Spencer, C.J. Holmes, Jonathan Walker and Tahj Shamsid-Deen.

## PRESEASON SEC MEDIA POLL

1. Kentucky
2. Florida
3. Texas A&M
4. Alabama
5. Missouri
6. Arkansas
7. Vanderbilt
8. Georgia
- 9. Auburn**
10. Ole Miss
11. South Carolina
12. Mississippi State
13. Tennessee
14. LSU

## PRESEASON ALL-SEC (COACHES)

## First Team

KeVaughn Allen – Florida  
Yante Maten – Georgia  
Kevin Knox – Kentucky  
Deandre Burnett – Ole Miss  
Quinnndary Weatherspoon – Mississippi St.  
Michael Porter, Jr. – Missouri  
Tyler Davis – Texas A&M  
Robert Williams – Texas A&M  
Matthew Fisher-Davis – Vanderbilt

## Second Team

Braxton Key – Alabama  
Collin Sexton – Alabama  
Jaylen Barford – Arkansas  
Daryl Macon – Arkansas  
**Mustapha Heron – Auburn**  
Chris Chiozza – Florida  
Terence Davis – Ole Miss  
Hamidou Diallo – Kentucky  
Chris Silva – South Carolina  
Grant Williams – Tennessee

## BENCH PRODUCTION IN THE SEC (AS OF 1/4)

Team	Bench Pts	Games	PPG	Pct. of Pts	Gm w/ 25 pts	Gm w/30 pts
Ole Miss	423	14	30.2	37.6	9	7
Arkansas	401	14	28.6	32.1	10	6
Auburn	387	14	27.6	31.7	11	6
LSU	351	13	27.0	32.3	6	6
Tennessee	344	13	26.5	33.4	8	6
Missouri	364	14	26.0	32.9	8	8
Texas A&M	330	14	23.6	29.9	5	2
Georgia	297	13	22.8	31.1	6	2
Kentucky	317	14	22.6	28.4	4	1
Florida	314	14	22.4	26.9	4	4
Miss. St.	310	14	22.1	28.4	6	4
Vanderbilt	320	14	22.9	31.8	6	3
S. Carolina	292	14	20.9	29.0	4	2
Alabama	265	14	18.9	24.6	3	0

## 2017-18 ROSTER CAREER VS ARKANSAS

**BRYCE BROWN**

Year	GP	FG-A-Pct	3FG-A-Pct	FT-A-Pct	RPG	APG	Blk	Stl	PPG
15-16	1	9-18-.500	9-14-.643	0-0-.000	0.0	0.0	0	1	27.0
16-17	1	2-5-.400	2-3-.667	0-0-.000	2.0	2.0	0	1	6.0
Total	2	11-23-.478	11-17-.647	0-0-.000	1.0	1.0	0	2	16.5

**JARED HARPER**

Year	GP	FG-A-Pct	3FG-A-Pct	FT-A-Pct	RPG	APG	Blk	Stl	PPG
16-17	1	6-13-.462	3-6-.500	2-3-.667	2.0	3.0	0	1	17.0
Total	1	6-13-.462	3-6-.500	2-3-.667	2.0	3.0	0	1	17.0

**MUSTAPHA HERON**

Year	GP	FG-A-Pct	3FG-A-Pct	FT-A-Pct	RPG	APG	Blk	Stl	PPG
16-17	1	5-10-.500	2-3-.667	4-6-.667	6.0	1.0	0	0	16.0
Total	1	5-10-.500	2-3-.667	4-6-.667	6.0	1.0	0	0	16.0

**PATRICK KEIM**

Year	GP	FG-A-Pct	3FG-A-Pct	FT-A-Pct	RPG	APG	Blk	Stl	PPG
14-15	1	0-0-.000	0-0-.000	0-0-.000	2.0	1.0	0	0	0.0
15-16	1	0-1-.000	0-1-.000	0-2-.000	2.0	1.0	0	1	0.0
Total	2	0-1-.000	0-1-.000	0-2-.000	2.0	1.0	0	1	0.0

**ANFERNEE MCLEMORE**

Year	GP	FG-A-Pct	3FG-A-Pct	FT-A-Pct	RPG	APG	Blk	Stl	PPG
16-17	1	3-6-.500	0-0-.000	2-4-.500	8.0	0.0	1	0	8.0
Total	1	3-6-.500	0-0-.000	2-4-.500	8.0	0.0	1	0	8.0

**DANJEL PURIFOY**

Year	GP	FG-A-Pct	3FG-A-Pct	FT-A-Pct	RPG	APG	Blk	Stl	PPG
16-17	1	3-10-.300	2-7-.286	0-0-.000	5.0	1.0	1	0	8.0
Total	1	3-10-.300	2-7-.286	0-0-.000	5.0	1.0	1	0	8.0

**HORACE SPENCER**

Year	GP	FG-A-Pct	3FG-A-Pct	FT-A-Pct	RPG	APG	Blk	Stl	PPG
15-16	1	3-7-.429	0-0-.000	0-0-.000	5.0	1	7	0	6.0
Total	1	3-7-.429	0-0-.000	0-0-.000	5.0	1	7	0	6.0

**AUSTIN WILEY**

Year	GP	FG-A-Pct	3FG-A-Pct	FT-A-Pct	RPG	APG	Blk	Stl	PPG
16-17	1	0-3-.000	0-0-.000	3-7-.429	4.0	0.0	1	0	3.0
Total	1	0-3-.000	0-0-.000	3-7-.429	4.0	0.0	1	0	3.0

## AUBURN VS ARKANSAS LAST 25

Date	Location	Result	Auburn	Arkansas
3/5/2003	Auburn, Ala.	W	69	54
1/21/2004	Auburn, Ala.	W	70	63
2/4/2004	Fayetteville, Ark.	L	52	74
1/2/2005	Fayetteville, Ark.	L	59	95
3/5/2005	Auburn, Ala.	W	77	64
1/21/2006	Auburn, Ala.	L	52	68
2/11/2006	Fayetteville, Ark.	L	64	84
2/7/2007	Fayetteville, Ark.	L	57	65
2/21/2007	Auburn, Ala.	W	67	59
1/10/2008	Auburn, Ala.	L	70	76
3/8/2008	Fayetteville, Ark.	L	64	77
1/24/2009	Fayetteville, Ark.	W	73	51
2/11/2009	Auburn, Ala.	W	75	62
2/6/2010	Fayetteville, Ark.	L (OT)	79	82
2/20/2010	Auburn, Ala.	W	92	83
1/25/2011	Fayetteville, Ark.	L	64	73
2/26/2011	Auburn, Ala.	L	55	57
1/25/2012	Fayetteville, Ark.	L	53	56
2/25/2012	Auburn, Ala.	L	71	77
1/16/2013	Fayetteville, Ark.	L (2OT)	80	88
2/13/2013	Auburn, Ala.	L	75	83
1/25/2014	Fayetteville, Ark.	L	67	86
2/10/2015	Auburn, Ala.	L	87	101
2/17/2016	Fayetteville, Ark.	W	90	86
2/25/2017	Auburn, Ala.	L	68	79

All Games at Auburn \_\_\_\_\_ Tied 12-12  
 All Games at Auburn Arena \_\_\_\_\_ Arkansas leads 5-0  
 All Games at BEMC \_\_\_\_\_ Auburn leads 12-7  
 All Games at Arkansas \_\_\_\_\_ Arkansas leads 20-4  
 All Games at Bud Walton Arena \_\_\_\_\_ Arkansas leads 19-3  
 Bruce Pearl vs. Arkansas \_\_\_\_\_ 6-5  
 Mike Anderson vs. Auburn \_\_\_\_\_ 7-1  
 All Games at Neutral Sites \_\_\_\_\_ Tied 1-1  
 SEC Tournament Games \_\_\_\_\_ Arkansas leads 1-0  
 Current Series Streak \_\_\_\_\_ 1 by Arkansas  
 Longest Auburn Streak \_\_\_\_\_ 3 ('02-'03/'03-'04)  
 Longest Tennessee Streak \_\_\_\_\_ 8 ('11-'15)

## LAST TIME VS ARKANSAS



Official Basketball Box Score -- Game Totals -- Final Statistics

## Arkansas vs Auburn

02/25/17 7:30 p.m. at Auburn Arena -- Auburn, Ala.



## Arkansas 79 • 22-7, 11-5

##	Player		Total	3-Ptr	Rebounds			PF	TP	A	TO	Blk	Stl	Min	
			FG-FGA	FG-FGA	FT-FTA	Off	Def								Tot
13	Thomas, Dustin	f	2-4	0-0	0-0	2	1	3	4	4	1	1	0	1	13
33	Kingsley, Moses	f	2-6	0-0	4-4	2	4	6	4	8	1	2	2	0	15
00	Barford, Jaylen	g	7-17	0-5	6-9	0	4	4	2	20	1	1	0	0	32
03	Hannahs, Dusty	g	7-14	3-7	1-1	1	1	2	1	18	2	1	0	2	26
21	Watkins, Manuale	g	1-2	0-0	0-0	1	4	5	4	2	0	0	0	1	26
01	Thompson, Trey		3-4	0-0	0-0	1	10	11	2	6	3	1	1	1	29
02	Bailey, Adrio		0-0	0-0	0-0	0	0	0	1	0	0	0	0	0	3
04	Macon, Daryl		4-5	2-3	3-4	0	1	1	1	13	2	4	0	1	21
05	Cook, Arlando		3-3	0-0	2-2	0	4	4	3	8	1	1	1	0	19
23	Jones, CJ		0-0	0-0	0-0	0	0	0	0	0	0	0	0	0	1
31	Beard, Anton		0-3	0-2	0-0	1	1	2	1	0	2	1	0	0	15
Team						1	2	3							
Totals			29-58	5-17	16-20	9	32	41	23	79	13	12	4	6	200

FG % 1st Half: 16-33 48.5% 2nd half: 13-25 52.0% Game: 29-58 50.0%

3FG % 1st Half: 3-11 27.3% 2nd half: 2-6 33.3% Game: 5-17 29.4%

FT % 1st Half: 5-8 62.5% 2nd half: 11-12 91.7% Game: 16-20 80.0%

Deadball  
Rebounds  
3,1

## Auburn 68 • 17-12, 6-10

##	Player		Total	3-Ptr	Rebounds			PF	TP	A	TO	Blk	Stl	Min	
			FG-FGA	FG-FGA	FT-FTA	Off	Def								Tot
03	Purifoy, Danjel	f	3-10	2-7	0-0	1	4	5	3	8	1	0	1	0	30
50	Wiley, Austin	c	0-3	0-0	3-7	3	1	4	0	3	0	2	1	0	17
01	Harper, Jared	g	6-13	3-6	2-3	0	2	2	2	17	3	0	0	1	27
02	Brown, Bryce	g	2-5	2-3	0-0	0	2	2	3	6	2	1	0	1	29
05	Heron, Mustapha	g	5-10	2-3	4-6	1	5	6	3	16	1	3	0	0	32
04	Dunans, T.J.		1-6	0-2	1-3	0	0	0	1	3	1	1	0	0	18
23	Lang, TJ		1-1	1-1	0-0	0	0	0	2	3	1	0	0	0	11
24	McLemore, Anfernee		3-6	0-0	2-4	4	4	8	1	8	0	0	1	0	23
35	Johnson, Ronnie		2-8	0-2	0-0	0	2	2	0	4	2	0	0	1	13
Team						2	2	4	1						
Totals			23-62	10-24	12-23	11	22	33	16	68	11	7	3	3	200

FG % 1st Half: 11-28 39.3% 2nd half: 12-34 35.3% Game: 23-62 37.1%

3FG % 1st Half: 5-11 45.5% 2nd half: 5-13 38.5% Game: 10-24 41.7%

FT % 1st Half: 4-8 50.0% 2nd half: 8-15 53.3% Game: 12-23 52.2%

Deadball  
Rebounds  
5

Officials: Michael Roberts, Chuck Jones, Brian Shey

Technical fouls: Arkansas-None. Auburn-TEAM.

Attendance: 8098

Score by periods	1st	2nd	Total
Arkansas	40	39	79
Auburn	31	37	68

Points	In Paint	Off T/O	2nd Chance	Fast Break	Bench
AR	36	12	17	12	27
AU	24	15	9	5	18

Last FG - AR 2nd-04:34, AU 2nd-00:12.

Largest lead - AR by 15 2nd-01:17, AU by 5 1st-17:01.

AR led for 31:58. AU led for 06:28. Game was tied for 01:34.

Score tied - 2 times.

Lead changed - 6 times.



## STAT RANKINGS (AS OF 1/4)

	Value	SEC	NCAA
Winning Pct.	.929	1st	3rd
Scoring Offense	87.3	2nd	12th
Scoring Defense	72.8	10th	200th
Scoring Margin	+14.5	2nd	31st
Field Goal Pct.	.456	8th	145th
Field Goal Pct. Def.	.397	5th	37th
3-pt. FG Per Game	9.7	3rd	42nd
3-pt. FG Pct.	.368	6th	105th
3-pt. FG Pct. Def.	.359	12th	242nd
Free Throw Pct.	.779	1st	11th
Free Throws Att.	24.2	2nd	37th
Rebounds	42.3	2nd	8th
Rebound Margin	+8.9	2nd	14th
Off. Rebounds	14.0	1st	13th
Def. Rebounds	28.3	2nd	43rd
Assists	15.8	5th	77th
Assist/Turnover	1.2	7th	91st
Turnover Margin	+2.2	4th	69th
Turnovers Forced	15.5	3rd	70th
Blocks	6.6	1st	5th
Steals	7.3	4th	96th

## INDIVIDUAL

**3-pt. FG Pct.**

Bryce Brown .361 8th 136th

**3-pt. FG Per Game**

Bryce Brown 3.1 1st 38th

**Assist-to-Turnover Ratio**

Jared Harper 2.9 3rd 30th

**Assists Per Game**

Jared Harper 5.4 3rd 44th

**Blocks Per Game**

Anfernee McLemore 3.4 1st 7th

Horace Spencer 1.2 19th 182nd

**Double-Doubles**

Anfernee McLemore 2 10th 214th

Desean Murray 2 10th 214th

**Free Throw Pct.**

Mustapha Heron .824 13th 158th

Jared Harper .809 15th 205th

**Offensive Rebounds Per Game**

Desean Murray 2.8 4th 81st

Chuma Okeke 2.5 9th 142nd

**Rebounds Per Game**

Desean Murray 7.3 5th 165th

**Total Assists**

Jared Harper 75 3rd 57th

**Total Blocks**

Anfernee McLemore 47 1st 11th

Horace Spencer 17 18th 183rd

## COMPARING WINS AND LOSSES

Category	Wins	Losses
Scoring Offense	88.3	74.0
Scoring Defense	71.6	88.0
Scoring Margin	+16.7	-14.0
Field Goal Pct.	.464	.360
Field Goal Pct. Def.	.389	.492
3-pt. FG Per Game	9.8	8.0
3-pt. FG Pct.	.380	.242
3-pt. FG Pct. Def.	.357	.385
Free Throw Pct.	.783	.706
Free Throws Made	19.4	12.0
Rebounds	42.2	44.0
Rebound Margin	+9.3	+4.0
Off. Rebounds	13.6	19.0
Def. Rebounds	28.5	25.0
Assists	15.8	15.0
Assist/Turnover	1.2	1.7
Turnover Margin	+2.2	+2.0
Turnovers Forced	15.8	11.0
Blocks	6.8	5.0
Steals	7.5	5.0

## CURRENT STREAKS

Overall	Won 11
vs. Unranked	Won 10
vs. Ranked	Won 1
Home	Won 8
vs. SEC	Won 1
vs. Non-SEC	Won 13
vs. Ranked	Lost 2
vs. Unranked	Won 8
Road	Won 3
vs. SEC	Won 1
vs. Non-SEC	Won 2
vs. Ranked	Won 1
vs. Unranked	Won 2
Neutral	Won 2
vs. Ranked	Lost 7
vs. Unranked	Won 2

## CONSECUTIVE MADE FREE THROWS

Jared Harper	10
Desean Murray	8
Cole Blackstock	5
Danjel Purifoy	4
Malik Dunbar	3
Davion Mitchell	2
Horace Spencer	2
Bryce Brown	1
Chuma Okeke	1
Austin Wiley	1

## CONSECUTIVE GAMES WITH A 3-POINTER

Bryce Brown	12
Danjel Purifoy	12
Chuma Okeke	1

## AP TOP 25

Rank	School	Record	Points
1	Michigan State (43)	14-1	1600
2	Duke (21)	13-1	1556
3	Villanova (1)	13-1	1444
4	Arizona State	12-1	1336
5	Xavier	14-1	1325
6	West Virginia	12-1	1304
7	Oklahoma	11-1	1160
8	Virginia	12-1	1048
9	Wichita State	11-2	1026
10	Kansas	11-2	963
11	* Texas A&M	11-2	894
12	North Carolina	12-2	890
13	Purdue	13-2	883
14	Arizona	11-3	832
15	Miami (FL)	12-1	782
16	TCU	12-1	760
17	* Kentucky	11-2	742
18	Texas Tech	12-1	483
T-19	Gonzaga	12-3	410
T-19	Cincinnati	12-2	410
21	Seton Hall	13-2	353
22	* Arkansas	11-2	254
23	* Tennessee	9-3	198
24	Florida State	11-2	119
25	Clemson	12-1	104

**Others receiving votes:** Baylor 83, Creighton 54, Notre Dame 37, Butler 23, UCLA 14, Texas 10, St. Bonaventure 7, SMU 5, Syracuse 4, **Auburn 4**, Rhode Island 2, Nevada 2, \*Alabama 1, \*Mississippi State 1, New Mexico State 1, NC State 1

## USA TODAY COACHES POLL

Rank	School	Record	Points
1	Michigan St	14-1	745
2	Duke	13-1	720
3	Villanova	13-1	658
4	Xavier	14-1	643
5	West Virginia	13-1	613
6	Arizona State	12-1	559
7	Oklahoma	11-1	527
8	Virginia	12-1	514
9	Wichita St.	11-2	466
10	Kansas	11-2	455
11	North Carolina	12-2	430
12	Purdue	13-2	427
13	* Texas A&M	11-2	389
14	* Kentucky	11-2	347
15	TCU	12-1	346
16	Arizona	11-3	315
17	Miami (FL)	12-1	313
18	Texas Tech	12-1	243
19	Gonzaga	12-3	208
20	Cincinnati	12-2	168
21	Seton Hall	13-2	166
22	* Tennessee	9-3	93
23	* Arkansas	11-2	86
24	Creighton	11-3	68
25	Clemson	12-1	60

**Others receiving votes:** Florida State 50; Baylor 44; Notre Dame 17; Louisville 13; Saint Mary's 11; Boise State 9; Butler 7; **Auburn 7**; Virginia Tech 6; Southern Methodist 5; Rhode Island 5; Syracuse 3; Texas 3; \*Alabama 3; New Mexico State 2; \*Missouri 2; Nevada 1; UCLA 1; Michigan 1; \*Florida 1

\* - Auburn opponent in 2017-18

## AUBURN'S RECORD WHEN...

Overall	13-1
Home	7-0
Away	3-0
Neutral	3-1
Conference	1-0
Home	0-0
Away	1-0
Non-Conference	12-1
Home	7-0
Away	2-0
Neutral	3-1
Overtime	0-0
Wearing white uniforms	7-0
Wearing navy uniforms	4-0
Wearing orange uniforms	2-1
Leading at half	12-0
Trailing at half	1-1
Tied at half	0-0
Leading with 5:00 remaining in second half	13-0
Trailing with 5:00 remaining in second half	0-1
Tied with 5:00 remaining in second half	0-0
Has more rebounds than opponent	12-1
Has fewer rebounds than opponent	1-0
Same rebounds as opponent	0-0
Commits more turnovers than opponent	2-0
Causes more turnovers than opponent	9-1
Same turnovers as opponent	2-0
Has more FT attempts than opponent	10-0
Has fewer FT attempts than opponent	3-1
Same FT attempts as opponent	0-0
Shoots 40% or better from field	12-0
Shoots less than 40% from field	1-1
Opponent shoots 40% or better from field	6-1
Opponent shoots less than 40% from field	7-0
Shoots better than opponent	11-0
Opponent shoots better	2-1
Same FG percentage	0-0
Bench outscores opponent's bench	11-1
Opponent's bench outscores Auburn bench	2-0
Same points off the bench	0-0
Auburn scores 100 or more	2-0
Auburn scores between 90-99	2-0
Auburn scores between 80-89	6-0
Auburn scores between 70-79	3-1
Auburn scores between 60-69	0-0
Auburn scores less than 60	0-0
Opponent scores 100 or more	0-0
Opponent scores between 90-99	0-0
Opponent scores between 80-89	3-1
Opponent scores between 70-79	5-0
Opponent scores between 60-69	4-0
Opponent scores less than 60	1-0
On Sunday	2-0
On Monday	0-0
On Tuesday	2-0
On Wednesday	2-0
On Thursday	1-0
On Friday	2-1
On Saturday	4-0
In November	5-1
In December	7-0
In January	1-0
In February	0-0
In March	0-0
Five-plus players score in double-figures	6-1
Four players score in double figures	5-0
Three players score in double figures	1-0
Two players score in double figures	1-0
One player score in double figures	0-0

## MISCELLANEOUS STATISTICS

Largest margin of victory	34, vs. Winthrop (11/24/17)
Smallest margin of victory	4, at Murray State (12/19/17)
Largest margin of defeat	14, vs. Temple (11/17/17)
Smallest margin of defeat	14, vs. Temple (11/17/17)
Biggest rebound margin	+22, vs. Gardner-Webb (12/6/17)
Biggest rebound deficit	-4, at Murray State (12/19/17)
Average margin of victory/defeat	+16.7/-14.0
Largest halftime lead	23, vs. UConn (12/23/17)
Largest halftime lead blown	-
Largest halftime deficit	1 (2x), last vs. Hofstra (11/19/17)
Largest halftime deficit overcome	1, vs. Hofstra (11/19/17)
Largest overall lead	41, vs. Norfolk State (2H) (11/10/17)
Largest overall lead blown	2, vs. Temple (2H) (11/17/17)
Largest overall deficit	14 (2x), last at Tennessee (1H) (1/2/18)
Largest deficit overcome to win	14, at Tennessee (1H) (1/2/18)

## TEAM EXTREMES

Most points scored	119, vs. Winthrop (11/24/17)
Fewest points scored	73, at Dayton (11/29/17)
Most rebounds	52, vs. Gardner-Webb (12/6/17)
Fewest rebounds	34, vs. Middle Tennessee (12/16/17)
Most assists	22, vs. Winthrop (11/24/17)
Fewest assists	10, vs. UAB (12/9/17)
Most turnovers	21, vs. Middle Tennessee (12/16/17)
Fewest turnovers	8, vs. UConn (12/23/17)
Most steals	12, vs. Gardner-Webb (12/6/17)
Fewest steals	3, at Murray State (12/19/17)
Most blocks	10 (2x), last vs. Cornell (12/30/17)
Fewest blocks	2 (2x), last vs. UAB (12/9/17)
Best shooting percentage	.618 (42-68), vs. Winthrop (11/24/17)
Worst shooting percentage	.360 (27-75), vs. Temple (11/17/17)
Best 3-pt. percentage	.560 (14-25), vs. Winthrop (11/24/17)
Worst 3-pt. percentage	.242 (8-33), vs. Temple (11/17/17)
Best FT percentage	.882 (15-17), at Murray State (12/19/17)
Worst FT percentage	.706 (12-17), vs. Temple (11/17/17)
Most points (1st half)	58, vs. Winthrop (11/24/17)
Fewest points (1st half)	33, vs. Temple (11/17/17)
Most points (2nd half)	61, vs. Winthrop (11/24/17)
Fewest points (2nd half)	34, vs. Middle Tennessee (12/16/17)
Most points (OT)	-
Fewest points (OT)	-

## STARTING LINEUPS

## Record when starting lineup is:

Brown, Harper, Heron, Murray, Spencer	5-1
Brown, Harper, Heron, McLemore, Murray	7-0
Brown, Dunbar, Harper, McLemore, Murray	1-0

## Record when starts:

Cole Blackstock	0-0
Bryce Brown	13-1
Thomas Collier	0-0
Samir Doughty	0-0
Malik Dunbar	1-0
Brett Easterling	0-0
Jared Harper	13-1
Mustapha Heron	12-1
Patrick Keim	0-0
Will Macoy	0-0
Anfernee McLemore	8-0
Davion Mitchell	0-0
Desean Murray	13-1
Chuma Okeke	0-0
Danjel Purifoy	0-0
Horace Spencer	5-1
Austin Wiley	0-0
Devontae Williams	0-0

## THE LAST TIME

**AN AUBURN PLAYER...**

Scored at least 30 points	Mustapha Heron (31) vs. Winthrop (11/24/17)
Scored at least 35 points	Toney Douglas (38) vs. Nicholls State (11/24/04)
Scored at least 40 points	Wesley Person (44) vs. UAB (12/16/93)
Had two players with at least 20 points	Bryce Brown (27) and Jared Harper (21) vs. UAB (12/9/17)
Had three players with at least 20 points	KT Harrell (24), Tahj Shamsid-Deen (21) & Cinmeon Bowers (20) vs. Louisiana (11/21/14)
Scored 20 points in a half	Bryce Brown (23, 1st) vs. UAB (12/9/17)
Scored 20 points in 1st half	Bryce Brown (23) vs. UAB (12/9/17)
Scored 20 points in 2nd half	Austin Wiley (21) at TCU (1/28/17)
Scored 25 points in a half	Chris Denson (26 points) vs. Alabama (1/30/14)
Had two players with 25 points	Chris Denson (30) & KT Harrell (26) vs. Mississippi State (2/14/14)
Had two players with 25 points (SEC)	Chris Denson (30) & KT Harrell (26) vs. Mississippi State (2/14/14)
A player had back-to-back 25-point SEC games	Kareem Canty (26) vs. Kentucky (1/16/16); (25) vs. Alabama (1/19/16)
A player had three straight 25-point SEC games	Chris Denson (29) at LSU (2/8/14)
	(26) vs. Kentucky (2/12/14); (30) vs. Mississippi State (2/15/14)
A player had four straight 25-point SEC games	Chris Denson (25) at South Carolina (2/5/14); (29) at LSU (2/8/14);
	(26) vs. Kentucky (2/12/14); (30) vs. Mississippi State (2/15/14)
A player had five straight 25-point SEC games	Keenan Carpenter (44) vs. LSU (1/8/89); (28) vs. Mississippi State (2/11/89)
	(33) at Florida (2/15/89); (32) at Ole Miss (2/18/89); (29) vs. Kentucky (2/20/89)
Zero players scored in double figures	at Vanderbilt (1/7/12)
Only one player scored in double figures	Bryce Brown (18) at Tennessee (2/9/16)
Five players scored in double figures	Bryce Brown (18), Jared Harper (18),
	Mustapha Heron (16), Chuma Okeke (11), Horace Spencer (10) at Tennessee (1/2/18)
Five players scored in double figures (SEC)	Bryce Brown (18), Jared Harper (18),
	Mustapha Heron (16), Chuma Okeke (11), Horace Spencer (10) at Tennessee (1/2/18)
All five starters scored in double figures	Tyler Harris (21), TJ Lang (14), Cinmeon Bowers (12)
	Kareem Canty (11) and T.J. Dunans (10) at Coastal Carolina (12/2/15)
Six players scored in double figures	Bryce Brown (15), Mustapha Heron (13), Danjel Purifoy (12),
	T.J. Dunans (10), TJ Lang (10), Austin Wiley (10) at Georgia (3/1/17)
Six players scored in double figures (SEC)	Bryce Brown (15), Mustapha Heron (13), Danjel Purifoy (12),
	T.J. Dunans (10), TJ Lang (10), Austin Wiley (10) at Georgia (3/1/17)
Had at least 15 rebounds	Danjel Purifoy (15) at UConn (2/20/16)
Had at least 15 rebounds (SEC)	Cinmeon Bowers (17) vs. Ole Miss (2/20/16)
Had at least 20 rebounds	Kelvin Ardister (20) vs. Tennessee (1/4/89)
Had at least 25 rebounds	Rex Frederick (25) at Ole Miss (1/6/58)
Had at least 20 pts & 20 reb	Kelvin Ardister (22 pts, 20 reb) vs. Tennessee (1/4/89)
Had two players with at least 10 rebounds	Cinmeon Bowers (13) and Tyler Harris (12) at Alabama (2/27/16)
Had at least three players with 10 rebounds	Korvotney Barber (13), Quantez Robertson (10) and Lucas Hargrove (10) at Virginia (12/20/08)
Had a double-double	Chuma Okeke (10 pts, 10 reb) vs. Cornell (12/30/17)
Had two straight double-doubles	Desean Murray (14 pts, 12 reb) vs. Indiana State (11/16/17); (10 pts, 11 reb) vs. Temple (11/17/17)
Had three straight double-doubles	Cinmeon Bowers (12 pts, 15 reb) vs. Vanderbilt (2/13/16);
	(14 pts, 10 reb) at Arkansas (2/17/16); (11 pts, 18 reb) vs. Ole Miss (2/20/16)
Had four straight double-doubles	Cinmeon Bowers (19 pts, 19 reb) vs. Middle Tennessee (12/12/15); (13 pts, 12 reb) vs. Mercer (12/15/15);
	(12 pts, 11 reb) at Xavier (12/19/15); (12 pts, 12 reb) vs. New Mexico (12/22/15)
Had five straight double-doubles	Jeff Moore (26 pts, 11 reb) vs. Ole Miss (3/2/88); (20 pts, 11 reb) at LSU (3/5/88);
	(22 pts, 11 reb) vs. Georgia (3/11/88); (13 pts, 13 reb) vs. Bradley (3/17/88); (22 pts, 11 reb) vs. Oklahoma (3/19/88)
Had two players with a double-double	Tyler Harris (20 pts, 11 reb) and Cinmeon Bowers (13 pts, 12 ast) vs. Mercer (12/15/15)
Had a double-double with points and assists	Kareem Canty (17 pts, 10 ast) vs. Northwestern State (11/27/15)
Had a triple-double	Kenny Gabriel (24 pts, 13 reb, 10 blk) vs. Bethune-Cookman (1/2/12)
Had 10 assists	Jared Harper (10) vs. Gardner-Webb (12/6/17)
Had two players with at least five blocks	Rob Chubb (5) and Willy Kouassi (5) vs. Nicholls State (11/25/11)
Had 10 blocks	Kenny Gabriel (10) vs. Bethune-Cookman (1/2/12)
Had five steals	Antoine Mason (5) at LSU (2/6/15)
Had five steals (SEC)	Antoine Mason (5) at LSU (2/6/15)
Made 25 straight free throws	Danjel Purifoy (27) (11/23/16-12/18/16)
Hit buzzer-beater shot to win a game	T.J. Dunans vs. Mercer (3-pt FG, 76-74) (12/18/16)
Played more than 40 minutes	Danjel Purifoy (44) vs. UConn (12/23/16)



## THE LAST TIME

**AN AUBURN TEAM...**

Defeated a ranked team at home	vs. #14 Kentucky (1/16/16)
Defeated a ranked team on the road	at #23 Tennessee (1/2/18)
Defeated a top-10 team at home	vs. #9 Alabama (1/18/03)
Defeated a top-10 team on the road	at #8 Arkansas (1/23/93)
Won in overtime	at UConn, 70-67 (OT) (12/23/16)
Lost in overtime	vs. Missouri (SECT), 86-83 (OT) (3/8/17)
Won in double overtime	vs. Xavier, 89-88 (2OT) (12/20/14)
Lost in double overtime	at Arkansas, 88-80 (2OT) (1/16/13)
Played back-to-back overtime games	vs. Ole Miss, W 69-68 (2OT) (1/14/12) and at LSU, L 65-58 (OT) (1/17/12)
Played at least three overtimes	vs. Georgia (SEC Tournament) (4OT) (3/1/79)
Shot 70% for a half	74.1% (20-27) vs. Arkansas-Pine Bluff (12/30/13)
Shot 70% for a half (SEC)	72.7% (16-22) at Ole Miss (2/22/03)
Shot 60% for a game	61.8% (42-68) vs. Winthrop (11/24/17)
Shot 60% for a game (SEC)	61.1% (33-54) at Arkansas (2/17/16)
Shot less than 30% for game	29.8% (17-57) at Tennessee (3/9/16)
Shot 100% from the free throw line	100% (6-6) vs. Long Beach State (12/23/11)
Shot 60% from 3-point line	61.5% (8-13) vs. Alabama (1/21/17)
Shot less than 30% in half	24.4% (10-41) vs. Temple (1st) (11/17/17)
Shot less than 20% in half	18.2% (6-33) at Colorado (2nd) (11/17/14)
Shot less than 10% in a half	8.3% (2-24) vs. LSU (1st) (1/8/11)
Attempted 50 free throws	52 vs. Vanderbilt (2/6/54)
Attempted 40 free throws	42 vs. Alabama (1/21/17)
Attempted 30 free throws in half	30 vs. Georgia (2nd) (2/24/16)
Made 30 free throws	31 vs. Arkansas (2/10/15)
Made 30 free throws (SEC)	31 vs. Arkansas (2/10/15)
Made at least 10 3-point field goals	12 vs. UConn (12/23/17)
Failed to make 3-point field goal	vs. Kentucky (0-15) (1/19/13)
Had at least 50 rebounds	52 vs. Gardner-Webb (12/6/17)
Had less than 20 rebounds	19 vs. Presbyterian (12/18/10)
Had 25 assists	26 vs. Tennessee State (12/19/06)
Had at least 15 steals	16 vs. Georgia Southern (12/29/10)
Had at least 10 blocks	10 vs. Cornell (12/30/17)
Had at least 15 blocks	17 vs. Nicholls State (11/25/11)
Had at least 25 lead changes	27 at Arkansas (1/16/13)
Scored 50 points in a half	52 at Tennessee (2nd) (1/2/18)
Scored 50 points in a half (SEC)	52 at Tennessee (2nd) (1/2/18)
Scored 60 points in a half	61 vs. Winthrop (2nd) (11/24/17)
Scored 60 points in a half (SEC)	64 at Tennessee (2/15/06)
Scored 70 points in a half	72 vs. Northwestern State (2nd) (11/27/15)
Scored 100 points	119 vs. Winthrop (11/24/17)
Scored 100 points (SEC)	102 vs. Alabama (2/13/99)
Scored under 20 points in 1st half	19 at Vanderbilt (1/6/15)
Scored under 20 points in 2nd half	14 vs. Tulsa (11/24/14)
Scored under 10 points in a half	6 vs. LSU (1st) (1/8/11)
Scored 35 or under points in a game	35 vs. Tulsa (11/24/14)
Scored under 50 points in game	45 at Tennessee (2/9/16)
Scored under 50 points in game (SEC)	45 at Tennessee (2/9/16)

[illegible]





## GAME-BY-GAME LEADERS

Game	Points	Rebounds	Assists	Steals	Blocks
Norfolk State	Brown (31)	McLemore/Murray (7)	Heron (5)	Harper (3)	McLemore (4)
vs. Indiana State	Brown (15)	Murray (12)	Harper (7)	Spencer/Okeke (3)	Spencer (3)
vs. Temple	McLemore (19)	Murray (11)	Harper (7)	Harper (2)	McLemore (5)
vs. Hofstra	Heron (22)	Murray/Okeke (6)	Mitchell (3)	Heron (3)	McLemore (3)
Winthrop	Heron (31)	Heron (10)	Harper (7)	Heron (3)	Murray/Spencer (1)
at Dayton	Heron (21)	McLemore (13)	Harper (3)	Brown (3)	McLemore (5)
George Mason	Heron (19)	McLemore (10)	Brown/Harper/Okeke (3)	5 tied (1)	McLemore (5)
Gardner-Webb	Murray (20)	McLemore (11)	Harper (10)	Murray (4)	McLemore (6)
UAB	Brown (27)	McLemore (9)	Harper (5)	McLemore (3)	McLemore (2)
vs. Middle Tennessee	Harper/Heron (16)	Spencer (7)	Harper (7)	Heron (3)	McLemore (4)
at Murray State	Murray (18)	Murray (9)	Harper (4)	Brown/McLemore/Mitchell (1)	Dunbar (3)
UConn	Heron/Murray (13)	Spencer (10)	Harper (7)	Spencer (2)	Spencer (3)
Cornell	Brown (19)	Okeke (10)	Harper (7)	McLemore/Spencer (3)	McLemore (5)
* at #23 Tennessee	Brown/Harper (18)	McLemore/Spencer (9)	Okeke (4)	Harper/Heron/Okeke (3)	McLemore (3)
* #22 Arkansas					
* Ole Miss					
* at Mississippi State					
* at Alabama					
* Georgia					
* at Missouri					
* LSU					
* at Ole Miss					
* Vanderbilt					
* Texas A&M					
* at Georgia					
* Kentucky					
* at South Carolina					
* Alabama					
* at Florida					
* at Arkansas					
* South Carolina					

## FOREVER 34: CHARLES BARKLEY

» After retiring his jersey in 2001, the Tigers went a step further in honoring Charles Barkley's legacy on The Plains. On Nov. 25, 2017, Auburn Athletics unveiled a statue of the NBA Hall of Fame basketball player in front of Auburn Arena. Barkley, from Leeds, Ala., played at Auburn from 1981-84 and won All-American honors on his way to becoming an Olympic gold medal winner and being named one of the NBA's 50 greatest players in the league's 50th anniversary season. A first-round draft pick by the Philadelphia 76ers, Barkley was the 1993 league's Most Valuable Player, and an 11-time All-Star. He is one of four NBA players who had 20,000 points, 10,000 rebounds and 4,000 assists, joining Kareem Abdul-Jabbar, Wilt Chamberlain and Karl Malone.



## BARKLEY STATUE QUICK FACTS

- » The ceremony took place outside of Auburn Arena, Nov. 25, 2017.
- » Sculpting was completed by artist Brian Hanlon.
- » The final version of statue will not be completed until spring, therefore the current statue features a full-size replica until the final 2,500 pound fixture can be installed.
- » Barkley is the fourth former Tiger to have a statue erected in his honor, joining former Heisman Trophy winners Bo Jackson, Pat Sullivan and Cam Newton.
- » The statue unveiling featured speeches from Director of Athletics Jay Jacobs, former Auburn football great Bo Jackson, former head coach Sonny Smith and Barkley himself.

## PLAYER BIOS



## HORACE SPENCER



**Forward • Jr.**  
**6-8 • 225**  
**Philadelphia, Pa.**  
**Findlay Prep**

## CAREER HIGHS

Points \_\_\_\_\_ 13 at Mississippi State (3/5/16)  
 Rebounds \_\_\_\_\_ 11 vs. Oklahoma State (1/30/16)  
 Field Goals \_\_\_\_\_ 6 at Mississippi State (3/5/16)  
 Field Goals Att. \_\_\_\_\_ 10 at Mississippi State (3/5/16)  
 3-Pt. Field Goals \_\_\_\_\_ -  
 3-Pt. Field Goals Att. \_\_\_\_\_ 1 (2x) last vs. Tennessee (1/31/17)  
 Free Throws \_\_\_\_\_ 4 vs. LSU (1/18/17)  
 Free Throws Att. \_\_\_\_\_ 8 at South Carolina (1/24/17)  
 Assists \_\_\_\_\_ 2 (9x) last vs. George Mason (12/3/17)  
 Steals \_\_\_\_\_ 4 vs. Boston College (12/12/16)  
 Blocks \_\_\_\_\_ 7 at Arkansas (2/17/16)  
 Minutes \_\_\_\_\_ 29 vs. Georgia (2/24/16)

**AUGUST 2017 ITALY TOUR:** Averaged 7.0 points, 7.5 rebounds, 2.5 blocks, 1.5 assists and 0.5 steals in two games on the four-game Italy Tour ... shot 60 percent (6-of-10) from the field ... nine points, eight rebounds, four blocks, two assists and a steal vs. Veneto Select while making 4-of-5 shots from the field ... five points, seven rebounds, a block and an assist vs. Lithuania's B.C. Silute.

**HIGH SCHOOL AND PERSONAL DATA:** Four-star recruit, ranked 48th nationally by 247Sports, 61st by ESPN, 71st by Rivals.com and 78th by Scout.com ... averaged 10.4 points, 9.4 rebounds, 2.2 blocks and 1.2 steals in only 19.5 minutes per game for loaded Findlay Prep in Henderson, Nev., to a 29-3 record and a No. 4 national ranking as a senior in 2014-15 under coach Andy Johnson ... helped lead the Pilots to the Final Four of the Dick's Sporting Goods High School National Tournament in 2015 ... averaged 6 points, 5 rebounds and a school record 2.8 blocks per game while shooting 62 percent from the field helping lead Findlay Prep to a 31-5 record as a junior in 2013-14 under coach Jerome Williams ... the Pilots advanced to the Dick's Sporting Goods National High School Tournament Final Four ... went to William Tennent High in Warminster, Pa., as a freshman and sophomore where he played under coach Robert Mulville ... averaged 20 points and 7 rebounds as a sophomore in 2012-13 and 10 points and 8 rebounds as a freshman ... full name is Horace Gilbert Spencer III ... son of Horace Spencer Jr. and Cindy Watts ... studying in College of Liberal Arts ... signed national letter of intent on April 15, 2015.


## 2017-18 SPENCER GAME-BY GAME

Opp.	Start	Min.	FG-A	3FG-A	FT-A	O-D-T	PF	A	TO	BLK	STL	PTS
Norfolk St.	*	16	1-2	0-0	2-2	0-4-4	4	0	0	4	0	4
Indiana St.	*	21	2-2	0-0	0-0	3-6-9	3	0	2	3	3	4
Temple	*	15	1-4	0-0	1-2	2-3-5	3	0	1	0	1	3
Hofstra	*	15	1-1	0-0	0-0	2-2-4	2	2	3	1	2	3
Winthrop	*	15	1-3	0-0	0-1	2-5-7	4	1	2	1	1	2
Dayton	*	12	0-1	0-0	0-0	0-2-2	4	2	1	0	1	0
G. Mason		12	1-1	0-0	1-2	1-2-3	0	2	0	0	1	3
GWU		18	2-3	0-0	1-1	2-3-5	1	1	3	2	3	5
UAB		12	0-0	0-0	2-2	0-1-1	4	0	0	0	0	2
MTSU		19	4-4	0-0	3-4	0-7-7	2	0	2	0	1	11
Murray St.		7	0-1	0-0	0-0	0-4-4	3	0	0	2	0	0
UConn		19	3-5	0-0	3-4	4-6-10	2	0	0	3	2	9
Cornell		18	5-9	0-0	2-2	3-6-9	1	1	1	1	3	12
Tennessee		20	5-8	0-0	0-0	3-6-9	4	0	0	1	1	10
Arkansas												
Ole Miss												
Miss. St.												
Alabama												
Georgia												
Missouri												
LSU												
Ole Miss												
Vanderbilt												
Texas A&M												
Georgia												
Kentucky												
S. Carolina												
Alabama												
Florida												
Arkansas												
S. Carolina												
Totals												

## SPENCER'S CAREER STATISTICS

Year	GP-GS	Min-Avg	FG-FGA	Pct	3FG-A	Pct	FT-FTA	Pct	Off-Def-Tot--Avg	PF-FO	Ast	TO	Blk	Stl	Pts	Avg
2015-16	31-18	562-18.1	63-150	.420	0-1	.000	33-68	.485	65-88-153--4.9	115-8	15	43	65	14	159	5.1
2016-17	19-12	310-16.3	37-66	.561	0-1	.000	18-36	.500	23-42-65--3.4	58-2	10	18	28	14	92	4.8
2017-18	14-6	219-15.6	26-44	.591	0-0	.000	15-20	.750	22-57-79--5.6	37-0	9	15	17	19	67	4.8
<b>TOTAL</b>	<b>64-36</b>	<b>1091-17.0</b>	<b>126-260</b>	<b>.485</b>	<b>0-2</b>	<b>.000</b>	<b>66-124</b>	<b>.532</b>	<b>110-187-297--4.6</b>	<b>210-10</b>	<b>34</b>	<b>76</b>	<b>110</b>	<b>47</b>	<b>318</b>	<b>5.0</b>

## PLAYER BIOS



## JARED HARPER

1

**Guard • So.**  
**5-10 • 170**  
**Mableton, Ga.**  
**Pebblebrook HS**

## CAREER HIGHS

Points \_\_\_\_\_ 24 vs. Georgia (1/7/16)  
 Rebounds \_\_\_\_\_ 6 at Murray State (12/19/17)  
 Field Goals \_\_\_\_\_ 8 at UConn (12/23/16)  
 Field Goals Att. \_\_\_\_\_ 17 at UConn (12/23/16)  
 3-Pt. Field Goals \_\_\_\_\_ 5 (3x) last vs. Tennessee (1/31/17)  
 3-Pt. Field Goals Att. \_\_\_\_\_ 8 at UAB (12/3/16)  
 Free Throws \_\_\_\_\_ 14 vs. Ole Miss (1/7/17)  
 Free Throws Att. \_\_\_\_\_ 17 vs. Ole Miss (1/7/17)  
 Assists \_\_\_\_\_ 10 vs. Gardner-Webb (12/6/17)  
 Steals \_\_\_\_\_ 4 (2x) last at UConn (12/23/16)  
 Blocks \_\_\_\_\_ 1 (3x) last vs. Norfolk State (11/10/17)  
 Minutes \_\_\_\_\_ 35 at Dayton (11/29/17)

**AUGUST 2017 ITALY TOUR:** Averaged 3.5 points, 7.0 assists, 4.0 rebounds, 2.8 steals and 0.5 blocks on the four-game Italy Tour ... shot 50 percent from the field and 13 of his 16 rebounds were on the defensive boards ... double-double with 10 points and a game-high 10 assists with three steals and a rebound vs. BC Silute of Lithuania ... 10 rebounds, five assists, two points and a block vs. Stella Azzurra ... six assists, six steals, three rebounds and a block vs. Veneto Select ... seven assists, two points, two rebounds and two steals vs. Italy All-Stars.

**HIGH SCHOOL AND PERSONAL DATA:** Consensus four-star signee ... ranked No. 54 overall by Rivals ... two-time first-team All-State ... ranked averaged 27 points, 10.1 assists, 5.7 rebounds and 3.7 steals in leading Pebblebrook to a 23-10 record as a senior in 2015-16 under coach George Washington ... he shot 49 percent from the floor and 48.9 percent (85-of-174) from 3-point range ... in back-to-back seasons, led Pebblebrook to the Class 6A state championship game ... selected to the American Family Insurance High School Slam Dunk and 3-Point Championships in Pearland, Texas ... rated as a consensus four-star by ESPN, 247Sports, Rivals and Scout ... scored 14 points playing alongside fellow Auburn signee Mustapha Heron in the historic Kentucky Derby Festival Basketball Classic in Freedom Hall in Louisville, Ky. in the All-Star game in April as his team won 144-132 ... he had 24 points at halftime and scored 12 in the third quarter of the game named the MVP of the prestigious Peach Jam in 2015, leading his Georgia Stars AAU team to the championship with a game-high 34 points, eight assists and four rebounds in a 104-77 win over the St. Louis Eagles ... averaged 21 points and seven assists as a junior leading Pebblebrook to a school record wins with a 27-6 record in 2014-15 ... led the Georgia Stars to an 8-0 record in a Las Vegas tournament in July 2015 and as the Stars finished ranked No. 1 in the country ... an honors student, finished high school with a 3.7 GPA ... full name is Jared Lamar Harper ... son of Patrick and Erica Harper ... studying in Harbert College of Business ... signed national letter of intent on Nov. 12, 2015.

## 2017-18 HARPER GAME-BY GAME

Opp.	Start	Min.	FG-A	3FG-A	FT-A	O-D-T	PF	A	TO	BLK	STL	PTS
Norfolk St.	*	21	3-5	3-3	4-4	1-1-2	2	3	1	1	2	13
Indiana St.	*	30	3-10	1-3	2-4	0-1-1	1	7	1	0	0	9
Temple	*	33	3-12	1-6	4-4	0-3-3	1	7	2	0	2	11
Hofstra	*	20	5-6	3-3	0-2	1-2-3	5	1	1	0	1	13
Winthrop	*	25	2-4	1-3	2-2	0-1-1	0	7	2	0	2	7
Dayton	*	35	2-9	2-7	5-6	0-1-1	2	3	1	0	0	11
G. Mason	*	24	3-10	3-6	3-3	0-4-4	2	3	1	0	1	12
GWU	*	27	2-7	1-4	0-2	3-2-5	0	10	3	0	1	5
UAB	*	34	5-14	3-6	8-11	1-1-2	2	5	3	0	1	21
MTSU	*	32	3-5	3-5	7-9	0-1-1	2	7	5	0	1	16
Murray St.	*	33	4-9	4-6	5-5	1-5-6	1	4	3	0	0	17
UConn	*	28	3-8	3-7	2-2	0-1-1	1	7	1	0	0	11
Cornell	*	28	4-8	1-4	3-3	0-2-2	1	7	1	0	0	12
Tennessee	*	29	4-13	0-5	10-11	0-3-3	1	3	0	0	2	18
Arkansas												
Ole Miss												
Miss. St.												
Alabama												
Georgia												
Missouri												
LSU												
Ole Miss												
Vanderbilt												
Texas A&M												
Georgia												
Kentucky												
S. Carolina												
Alabama												
Florida												
Arkansas												
S. Carolina												
Totals												

## HARPER'S CAREER STATISTICS

Year	GP-GS	Min-Avg	FG-FGA	Pct	3FG-A	Pct	FT-FTA	Pct	Off-Def-Tot--Avg	PF-FO	Ast	TO	Blk	Stl	Pts	Avg
2016-17	32-30	774-24.2	104-270	.385	54-157	.344	103-146	.705	10-52-62--1.9	57-1	95	49	2	37	365	11.4
2017-18	14-14	399-28.5	46-120	.383	29-68	.426	55-68	.809	7-28-35--2.5	21-1	75	26	0	14	176	12.6
<b>TOTAL</b>	<b>46-44</b>	<b>1173-25.5</b>	<b>150-390</b>	<b>.385</b>	<b>83-225</b>	<b>.369</b>	<b>158-214</b>	<b>.738</b>	<b>17-80-97--2.1</b>	<b>78-2</b>	<b>170</b>	<b>75</b>	<b>2</b>	<b>51</b>	<b>541</b>	<b>11.8</b>



## PLAYER BIOS



## BRYCE BROWN

2

Guard • Jr.

6-3 • 198

Stone Mountain, Ga.

Tucker HS

## CAREER HIGHS

Points \_\_\_\_\_ 31 vs. Norfolk State (11/10/17)  
 Rebounds \_\_\_\_\_ 6 (3x) last vs. LSU (1/18/17)  
 Field Goals \_\_\_\_\_ 12 vs. Norfolk State (11/10/17)  
 Field Goals Att. \_\_\_\_\_ 18 at Arkansas (2/17/16)  
 3-Pt. Field Goals \_\_\_\_\_ 9 at Arkansas (2/17/16)  
 3-Pt. Field Goals Att. \_\_\_\_\_ 14 at Arkansas (2/17/16)  
 Free Throws \_\_\_\_\_ 6 (2x) last vs. Georgia (2/24/16)  
 Free Throws Att. \_\_\_\_\_ 8 (2x) last vs. Norfolk State (11/10/17)  
 Assists \_\_\_\_\_ 5 (2x) last vs. Middle Tennessee (12/16/17)  
 Steals \_\_\_\_\_ 3 (6x) last at Dayton (11/29/17)  
 Blocks \_\_\_\_\_ 2 (2x) last vs. Boston College (12/12/16)  
 Minutes \_\_\_\_\_ 36 (2x) last vs. Middle Tennessee (12/16/17)

**AUGUST 2017 ITALY TOUR:** Averaged a team-best 18.3 points, 2.8 rebounds, 2.5 steals and 1.0 assist in the four-game Italy Tour ... shot 50 percent from the field, 47.2 percent (17-of-36) from 3-point range and 75 percent from the foul line ... game-high 21 points on 4-of-11 3-pointers and four steals vs. Veneto Select ... game-high 20 points on 6-of-10 3-pointers vs. BC Silute of Lithuania ... 20 points on 5-of-9 treys with six rebounds and five steals vs. Italy All-Stars ... 12 points, 5 rebounds vs. Stella Azzurra.

**HIGH SCHOOL AND PERSONAL DATA:** Averaged 25 points, 6 rebounds and 4 assists as a senior at Tucker High School under coach James Hartry ... averaged 18 points and five assists as a junior ... teammates with Auburn junior Tahj Shamsid-Deen at Columbia High School in Decatur, Ga., as a sophomore in 2012-13 ... went to Columbia High School as a sophomore and junior and went to back-to-back state championships ... impressed the Auburn coaching staff when he attended Coach Bruce Pearl's Elite Camp in 2014 ... full name is Bryce Wade Brown ... son of Cedric and Donna Brown ... father, Cedric, and brother, Blake, played football at Clark Atlanta ... studying in College of Liberal Arts ... signed national letter of intent on Nov. 14, 2014.

## 2017-18 BROWN GAME-BY GAME

Opp.	Start	Min.	FG-A	3FG-A	FT-A	O-D-T	PF	A	TO	BLK	STL	PTS
Norfolk St.	*	27	12-16	4-8	3-3	2-2-4	0	1	1	0	1	31
Indiana St.	*	30	5-14	0-7	5-6	0-2-2	1	2	2	1	0	15
Temple	*	33	3-15	3-11	1-2	0-4-4	3	4	0	0	1	10
Hofstra	*	34	5-12	3-8	4-4	1-1-2	1	0	1	0	0	17
Winthrop	*	25	7-12	6-9	1-1	0-1-1	3	3	0	0	0	21
Dayton	*	36	4-12	3-8	0-0	1-0-1	2	2	2	0	3	11
G. Mason	*	33	5-14	2-9	4-5	1-2-3	2	3	2	1	1	16
GWU	*	28	2-13	2-8	0-0	2-3-5	0	2	3	0	2	6
UAB	*	35	8-14	6-9	5-7	3-0-3	2	3	1	0	1	27
MTSU	*	36	3-12	1-8	2-3	0-2-2	1	5	5	1	2	9
Murray St.	*	35	5-13	3-9	2-3	0-0-0	3	2	0	1	0	15
UConn	*	31	2-10	2-8	2-2	0-1-1	1	2	0	1	1	8
Cornell	*	25	7-12	4-8	1-1	0-3-3	3	4	3	0	0	19
Tennessee	*	35	6-17	5-12	1-2	2-0-2	1	2	1	0	0	18
Arkansas												
Ole Miss												
Miss. St.												
Alabama												
Georgia												
Missouri												
LSU												
Ole Miss												
Vanderbilt												
Texas A&M												
Georgia												
Kentucky												
S. Carolina												
Alabama												
Florida												
Arkansas												
S. Carolina												
Totals												

## BROWN'S CAREER STATISTICS

Year	GP-GS	Min-Avg	FG-FGA	Pct	3FG-A	Pct	FT-FTA	Pct	Off-Def-Tot--Avg	PF-FO	Ast	TO	Blk	Stl	Pts	Avg
2015-16	30-11	742-24.7	93-274	.339	78-121	.370	38-46	.826	15-40-55--1.8	73-2	20	31	0	11	302	10.1
2016-17	28-13	592-21.1	68-189	.360	56-140	.400	18-27	.667	12-43-55--2.0	49-0	35	26	6	28	210	7.5
2017-18	14-14	443-31.6	74-186	.398	44-122	.361	31-39	.795	12-21-33--2.4	23-0	35	21	5	12	223	15.9
<b>TOTAL</b>	<b>72-38</b>	<b>1777-24.7</b>	<b>235-649</b>	<b>.362</b>	<b>178-473</b>	<b>.376</b>	<b>87-112</b>	<b>.777</b>	<b>39-104-143--2.0</b>	<b>145-2</b>	<b>90</b>	<b>78</b>	<b>11</b>	<b>51</b>	<b>735</b>	<b>10.2</b>

## PLAYER BIOS



## DANJEL PURIFOY

3

Forward • So.

6-7 • 230

Centreville, Ala.

Hargrave Military Academy

## CAREER HIGHS

Points \_\_\_\_\_ 27 (2x) last vs. Boston College (12/12/16)  
 Rebounds \_\_\_\_\_ 15 at UConn (12/23/16)  
 Field Goals \_\_\_\_\_ 9 vs. Coastal Carolina (12/15/16)  
 Field Goals Att. \_\_\_\_\_ 14 (2x) last vs. Coastal Carolina (12/15/16)  
 3-Pt. Field Goals \_\_\_\_\_ 5 vs. Coastal Carolina (12/15/16)  
 3-Pt. Field Goals Att. \_\_\_\_\_ 10 vs. Coastal Carolina (12/15/16)  
 Free Throws \_\_\_\_\_ 8 vs. Georgia State (11/14/16)  
 Free Throws Att. \_\_\_\_\_ 10 vs. Georgia State (11/14/16)  
 Assists \_\_\_\_\_ 9 vs. USC Upstate (11/29/16)  
 Steals \_\_\_\_\_ 3 (6x) last at Texas A&M (2/18/17)  
 Blocks \_\_\_\_\_ 1 (5x) last vs. Missouri (3/8/17)  
 Minutes \_\_\_\_\_ 39 vs. Missouri (3/8/17)

**AUGUST 2017 ITALY TOUR:** Averaged 12.5 points, 7.5 rebounds, 3.0 steals and 2.0 assists on the four-game Italy Tour ... shot 48.3 percent (14-of-29) from the field and made all 20 of his free throw attempts ... just missed a double-double with 19 points and nine rebounds, five steals, three assists and a block vs. Veneto Select ... went 4-of-8 from the field and 10-of-10 from the foul line vs. Veneto Select while four of his nine boards were offensive ... 14 points on 6-of-10 field goals, seven rebounds, two assists and two steals ... 10 points on 2-of-4 3-pointers, seven rebounds and two steals vs. Stella Azzurra ... seven points, seven rebounds, three assists and three steals vs. Italy All-Stars.

**HIGH SCHOOL AND PERSONAL DATA:** Four-star small forward by ESPN, Rivals, Scout and 247Sports ... ranked ninth among all small forwards and 48th overall by 247Sports ... ranked as the nation's No. 12 small forward and the top player in Alabama by 247 Sports ... averaged 25 points, 11 rebounds, five blocks and 20 deflections a game at Hargrave Military Academy under coach A.W. Hamilton in 2014-15 ... averaged 17.7 points and 6.1 rebounds per game at Bibb County as a junior ... full name is Danjel Kevon Purifoy ... son of Waukesha Evans ... studying in College of Liberal Arts ... signed national letter of intent on Nov. 12, 2014.

## 2017-18 PURIFOY GAME-BY GAME

Opp.	Start	Min.	FG-A	3FG-A	FT-A	O-D-T	PF	A	TO	BLK	STL	PTS
Norfolk St.	-	dnp-										
Indiana St.	-	dnp-										
Temple	-	dnp-										
Hofstra	-	dnp-										
Winthrop	-	dnp-										
Dayton	-	dnp-										
G. Mason	-	dnp-										
GWU	-	dnp-										
UAB	-	dnp-										
MTSU	-	dnp-										
Murray St.	-	dnp-										
UConn	-	dnp-										
Cornell	-	dnp-										
Tennessee	-	dnp-										
Arkansas												
Ole Miss												
Miss. St.												
Alabama												
Georgia												
Missouri												
LSU												
Ole Miss												
Vanderbilt												
Texas A&M												
Georgia												
Kentucky												
S. Carolina												
Alabama												
Florida												
Arkansas												
S. Carolina												
Totals												

## PURIFOY'S CAREER STATISTICS

Year	GP-GS	Min-Avg	FG-FGA	Pct	3FG-A	Pct	FT-FTA	Pct	Off-Def-Tot--Avg	PF-FO	Ast	TO	Blk	Stl	Pts	Avg
2016-17	29-25	831-28.7	97-244	.398	59-160	.369	80-91	.879	28-108-136--4.7	65-0	51	45	5	41	333	11.5
2017-18	-	-	-	-	-	-	-	-	-	-	-	-	-	-	-	-
<b>TOTAL</b>	<b>29-25</b>	<b>831-28.7</b>	<b>97-244</b>	<b>.398</b>	<b>59-160</b>	<b>.369</b>	<b>80-91</b>	<b>.879</b>	<b>28-108-136--4.7</b>	<b>65-0</b>	<b>51</b>	<b>45</b>	<b>5</b>	<b>41</b>	<b>333</b>	<b>11.5</b>

## PLAYER BIOS



## CHUMA OKEKE

4

**Forward • Fr.**  
**6-8 • 230**  
**Atlanta, Ga.**  
**Westlake HS**

## CAREER HIGHS

Points \_\_\_\_\_ 15 at Dayton (11/29/17)  
 Rebounds \_\_\_\_\_ 10 vs. Cornell (12/30/17)  
 Field Goals \_\_\_\_\_ 6 vs. Middle Tennessee (12/16/17)  
 Field Goals Att. \_\_\_\_\_ 11 vs. Indiana State (11/16/17)  
 3-Pt. Field Goals \_\_\_\_\_ 3 (2x) last at Tennessee (1/2/18)  
 3-Pt. Field Goals Att. \_\_\_\_\_ 5 (2x) last vs. Gardner-Webb (12/6/17)  
 Free Throws \_\_\_\_\_ 4 (2x) last vs. Cornell (12/30/17)  
 Free Throws Att. \_\_\_\_\_ 6 vs. Cornell (12/30/17)  
 Assists \_\_\_\_\_ 4 at Tennessee (1/2/18)  
 Steals \_\_\_\_\_ 3 vs. Indiana State (11/16/17)  
 Blocks \_\_\_\_\_ 2 vs. Cornell (12/30/17)  
 Minutes \_\_\_\_\_ 27 at Dayton (11/29/17)

**AUGUST 2017 ITALY TOUR:** Only Tiger to average a double-double with 11.0 points, a team-high 12.5 rebounds, 2.0 assists, 2.0 steals and 1.0 blocks on the four-game Italy Tour ... recorded double-doubles in each of the final three games ... of his team-leading 50 rebounds, 22 were on the offensive glass ... shot 47.2 percent (17-of-36) from the field and 57.9 percent (11-of-19) from the foul line ... incredible performance in the tour's finale with 10 points and a game-high 20 rebounds with four blocks and four assists vs. Italy All-Stars ... 13 points (6-of-10 fgs), a team-best 11 rebounds, two steals and an assist vs. BC Silute of Lithuania ... 13 points (5-of-11 fgs), 10 rebounds, five steals and two assists vs. Veneto Select ... eight points, nine rebounds, an assist and steal vs. Stella Azzurra.

**HIGH SCHOOL AND PERSONAL DATA:** Consensus four-star prospect ... MaxPreps All-American selection as a senior in 2016-17 ... ranked 44th nationally by Scout, 48th by ESPN, 55th by Rivals, 56th by 247Sports and 61st by ESPN ... as a junior, led Westlake to the 2016 Georgia Class 6A state championship for the first time since 2002 with a 68-58 overtime win over Pebblebrook ... Westlake trailed by 10 points at the half ... MaxPreps Junior All-America honorable mention selection in 2015-16 ... averaged 24.4 points, 15.0 rebounds, 3.1 assists, 2.4 steals and 1.0 block in only 11.7 minutes per game as a senior in helping Westlake to an 18-11 record overall, 9-1 in the region, under coach Darron Rogers in 2016-17 ... shot 71 percent (137-of-192) from the field, 70.0 percent (14-of-20) from 3-point range and 69.5 percent (132-of-190) from the foul line ... averaged 9.6 offensive rebounds per game ... 35 points and 17 rebounds at the Cancer Research Classic on Jan. 11, 2017 ... 35 points and 24 rebounds in an 89-83 triple overtime loss to Newton in the state playoffs on Feb. 24 ... 36 points, 28 rebounds and 5 assists in 85-76 win over Pebblebrook on Jan. 31 ... 40 points, 20 rebounds and 6 assists in 80-78 overtime win at Pebblebrook on Jan. 13 ... 35 points and 17 rebounds in a 76-73 loss to Gonzaga of Washington, D.C., on Jan. 7 ... 32 points and 18 rebounds in 72-63 victory over Southwest Atlanta Christian on Dec. 3 ... 23 points and 13 rebounds vs. Douglas County on Nov. 17 ... 8 points, 16 rebounds and 4 assists in 63-52 win over East Coweta on Jan. 20 ... 26 points and 12 rebounds in 67-63 win at Campbell on Jan. 17 ... 19 points and 23 rebounds in 58-56 loss to Lafayette Christian Academy on Dec. 21 ... 25 points and 17 rebounds in 82-66 win at East Coweta on Dec. 1 ... 26 points and 16 rebounds in 83-46 win vs. North Clayton on Nov. 29 ... 19 points, 17 rebounds and 8 assists vs. Rockdale on Jan. 16 ... averaged 22.7 points and 7.5 rebounds as a sophomore in 2014-15.


## 2017-18 OKEKE GAME-BY GAME

Opp.	Start	Min.	FG-A	3FG-A	FT-A	O-D-T	PF	A	TO	BLK	STL	PTS
Norfolk St.		20	2-3	0-1	1-4	1-4-5	2	0	0	1	0	5
Indiana St.		19	4-11	2-3	1-2	2-4-6	4	1	0	1	3	11
Temple		21	4-6	2-4	1-1	1-3-4	3	1	1	0	0	11
Hofstra		21	1-5	0-0	4-4	3-3-6	1	1	1	0	1	6
Winthrop		25	4-9	2-5	1-1	0-5-5	2	2	0	0	1	11
Dayton		27	5-6	3-4	2-2	3-5-8	2	1	1	0	1	15
G. Mason		25	2-6	0-1	3-4	5-3-8	2	3	1	1	0	7
GWU		23	2-7	1-5	0-0	3-2-5	3	2	2	0	1	5
UAB		19	1-4	1-3	0-0	1-2-3	2	0	1	0	1	3
MTSU		20	6-8	1-1	1-1	2-3-5	1	1	0	0	1	14
Murray St.		20	1-7	0-2	0-0	2-4-6	3	0	1	1	0	2
UConn		16	2-4	0-1	2-2	4-4-8	0	2	1	1	0	6
Cornell		19	3-6	0-1	4-6	4-6-10	0	1	0	2	0	10
Tennessee		22	4-7	3-4	0-0	4-1-5	5	4	0	1	2	11
Arkansas												
Ole Miss												
Miss. St.												
Alabama												
Georgia												
Missouri												
LSU												
Ole Miss												
Vanderbilt												
Texas A&M												
Georgia												
Kentucky												
S. Carolina												
Alabama												
Florida												
Arkansas												
S. Carolina												
Totals												

## OKEKE'S CAREER STATISTICS

Year	GP-GS	Min-Avg	FG-FGA	Pct	3FG-A	Pct	FT-FTA	Pct	Off-Def-Tot--Avg	PF-FO	Ast	TO	Blk	Stl	Pts	Avg
2017-18	14-0	297-21.2	41-89	.461	15-35	.429	20-27	.741	35-49-84--6.0	30-1	19	9	8	11	117	8.4
<b>TOTAL</b>	<b>14-0</b>	<b>297-21.2</b>	<b>41-89</b>	<b>.461</b>	<b>15-35</b>	<b>.429</b>	<b>20-27</b>	<b>.741</b>	<b>35-49-84--6.0</b>	<b>30-1</b>	<b>19</b>	<b>9</b>	<b>8</b>	<b>11</b>	<b>117</b>	<b>8.4</b>

## PLAYER BIOS



## MUSTAPHA HERON

5

**Guard • So.**  
**6-5 • 218**  
**Waterbury, Conn.**  
**Sacred Heart HS**

## CAREER HIGHS

Points \_\_\_\_\_ 31 vs. Winthrop (11/24/17)  
 Rebounds \_\_\_\_\_ 14 vs. Missouri (3/8/17)  
 Field Goals \_\_\_\_\_ 11 vs. Winthrop (11/24/17)  
 Field Goals Att. \_\_\_\_\_ 17 (2x) last vs. Winthrop (11/24/17)  
 3-Pt. Field Goals \_\_\_\_\_ 4 vs. Georgia (12/29/16)  
 3-Pt. Field Goals Att. \_\_\_\_\_ 7 (3x) last vs. George Mason (12/3/17)  
 Free Throws \_\_\_\_\_ 9 vs. Boston College (12/12/16)  
 Free Throws Att. \_\_\_\_\_ 10 (2x) last vs. Cornell (12/30/17)  
 Assists \_\_\_\_\_ 5 vs. Norfolk State (11/10/17)  
 Steals \_\_\_\_\_ 4 vs. Oklahoma (12/21/16)  
 Blocks \_\_\_\_\_ 2 (2x) last at South Carolina (1/24/17)  
 Minutes \_\_\_\_\_ 36 (2x) last vs. Missouri (3/8/17)

**AUGUST 2017 ITALY TOUR:** Averaged 14.3 points, 5.0 rebounds, 4.0 rebounds, 1.3 assists and 1.0 steal in three games on the four-game Italy Tour ... shot 50 percent from the field, 40 percent (4-of-10) from 3-point range and 83.3 percent (5-of-6) from the foul line ... of his 15 rebounds, six were on the offensive glass ... game-high 21 points (9-of-14 fgs, 3-of-5 3fgs), five rebounds, two steals, two assists and a block vs. Italy All-Stars ... 13 points (4-of-6 fgs, 1-of-2 3fgs, 4-of-4 fts) vs. Stella Azzurra ... nine points and nine rebounds (five offensive), an assist and steal vs. BC Silute of Lithuania ... did not play vs. Veneto Select.

**HIGH SCHOOL AND PERSONAL DATA:** Consensus five-star prospect ... ranked 17th overall by Scout, 19th by Rivals.com, 23rd by 247Sports and 26th by ESPN.com ... rated as the No. 3 small forward in the nation by Scout ... three-time All-State selection ... averaged 30 points and 8 rebounds as a senior at Sacred Heart in 2015-16 ... scored 79 points in his final two high school games, leading Sacred Heart to its third consecutive Connecticut state championship and a 54-game winning streak under coach Jon Carroll ... one of only two players to earn back-to-back Player of the Year honors along with Kris Dunn, the fifth overall pick of the 2016 NBA Draft by the Minnesota Timberwolves ... scored 32 points and was named MVP of the historic Kentucky Derby Festival Basketball Classic in Freedom Hall in Louisville, Ky. in the All-Star game in April as his team won 144-132, playing alongside fellow Auburn signee Jared Harper ... he had 18 points at halftime and scored 11 in the third quarter of the game ... scored 31 points two weeks later at the Ballislife All-American Game, an All-Star showcase in California ... played with the New York RENS in AAU playing all three guard positions ... in the summer 2015, averaged 20 points and nine rebounds as the RENS went 55-5, winning five of the six tournaments it played throughout the country ... played in Treviso, Italy, for the U18 U.S. Select Team against a U20 team from France, a U19 team from Greece and a EuroCamp All-Star team that included six players who declared for the 2015 NBA Draft and went 3-0 ... the only junior to win the New Haven Register All-State Player of the Year in 2014-15 ... averaged 22 points and 5.3 rebounds as a junior at Sacred Heart in 2014-15, leading the school to a second-straight Connecticut Class S state championship title and an undefeated 28-0 record ... prior to his arrival as a sophomore, Sacred Heart went three straight seasons without making the playoffs ... four players from the New York RENS signed college scholarships along with Heron, Rawle Alkins (Arizona), Devonte Green (Indiana), Tyrone Cohen (Holy Cross), Kai Mitchell (Iona) and Tyrique Jones (Xavier) ... wants to study communications and go into broadcasting to be an analyst on TV ... full name is Mustapha Heron ... son of Bryan and Thalia Heron ... two brothers, Tyron Flowers, who is a 6-foot-7 freshman forward at UMass, and Charles Raheem Solomon ... father, Bryan, averaged 14.4 points and 6.6 rebounds at Central Connecticut State from 1985-89 and played professional basketball in Europe ... studying in College of Liberal Arts ... signed national letter of intent on Nov. 12, 2015.

## 2017-18 HERON GAME-BY GAME

Opp.	Start	Min.	FG-A	3FG-A	FT-A	O-D-T	PF	A	TO	BLK	STL	PTS
Norfolk St.	*	25	4-10	0-3	2-2	0-2-2	0	5	0	0	1	10
Indiana St.	*	25	3-12	1-3	4-6	1-5-6	3	1	2	0	1	11
Temple	*	30	3-13	1-7	1-2	1-3-4	1	0	2	0	1	8
Hofstra	*	29	8-13	1-4	5-6	0-4-4	3	1	5	0	3	22
Winthrop	*	27	11-17	2-4	7-7	2-8-10	5	0	2	0	3	31
Dayton	*	27	7-13	2-3	5-8	0-7-7	3	1	0	0	0	21
G. Mason	*	33	6-13	2-7	5-6	2-6-8	2	1	5	0	1	19
GWU	*	9	1-2	1-1	2-2	0-1-1	0	0	0	0	1	5
UAB		-dnp-										
MTSU	*	28	4-7	1-2	7-9	2-4-6	3	1	2	0	3	16
Murray St.	*	29	5-12	1-3	5-5	1-7-8	3	1	2	0	1	16
UConn	*	22	5-15	1-4	2-2	3-4-7	2	0	2	0	0	13
Cornell	*	23	4-10	1-3	8-10	1-3-4	2	0	3	0	1	17
Tennessee	*	31	4-14	0-4	8-9	2-3-5	3	1	3	0	2	16
Arkansas												
Ole Miss												
Miss. St.												
Alabama												
Georgia												
Missouri												
LSU												
Ole Miss												
Vanderbilt												
Texas A&M												
Georgia												
Kentucky												
S. Carolina												
Alabama												
Florida												
Arkansas												
S. Carolina												
Totals												

## HERON'S CAREER STATISTICS

Year	GP-GS	Min-Avg	FG-FGA	Pct	3FG-A	Pct	FT-FTA	Pct	Off-Def-Tot--Avg	PF-FO	Ast	TO	Blk	Stl	Pts	Avg
2016-17	32-32	901-28.2	152-344	.442	44-104	.423	137-178	.770	52-143-195--6.1	87-2	43	77	6	27	485	15.2
2017-18	13-13	338-26.0	65-151	.430	14-48	.292	61-74	.824	15-57-72--5.5	30-1	12	28	0	18	205	15.8
<b>TOTAL</b>	<b>45-45</b>	<b>1239-27.5</b>	<b>217-495</b>	<b>.438</b>	<b>58-152</b>	<b>.382</b>	<b>198-252</b>	<b>.786</b>	<b>67-200-267--5.9</b>	<b>117-3</b>	<b>55</b>	<b>105</b>	<b>6</b>	<b>45</b>	<b>690</b>	<b>15.3</b>



## PLAYER BIOS



## DAVION MITCHELL

10

**Guard • Fr.**  
**6-1 • 200**  
**Hinesville, Ga.**  
**Liberty County HS**

## CAREER HIGHS

Points \_\_\_\_\_ 10 (2x) last vs. UConn (12/23/17)  
 Rebounds \_\_\_\_\_ 4 vs. Norfolk State (11/10/17)  
 Field Goals \_\_\_\_\_ 4 (3x) last vs. UConn (12/23/17)  
 Field Goals Att. \_\_\_\_\_ 7 vs. George Mason (12/3/17)  
 3-Pt. Field Goals \_\_\_\_\_ 2 (2x) last vs. UConn (12/23/17)  
 3-Pt. Field Goals Att. \_\_\_\_\_ 4 (3x) last vs. UConn (12/23/17)  
 Free Throws \_\_\_\_\_ 4 (2x) last vs. Winthrop (11/24/17)  
 Free Throws Att. \_\_\_\_\_ 5 vs. Norfolk State (11/10/17)  
 Assists \_\_\_\_\_ 5 vs. Winthrop (11/24/17)  
 Steals \_\_\_\_\_ 1 (3x) last vs. UConn (12/23/17)  
 Blocks \_\_\_\_\_ -  
 Minutes \_\_\_\_\_ 25 vs. Hofstra (11/19/17)

**AUGUST 2017 ITALY TOUR:** Averaged 5.0 points, 2.8 assists, 2.3 steals and 1.3 rebounds on the four-game Italy Tour ... shot 33.3 percent (6-of-18) from the field, 40 percent (2-of-5) from 3-point range and 75 percent (6-of-8) from the foul line ... had the second-most assists on the team behind Jared Harper ... 10 points (3-of-8 fgs, 1-of-3 3fgs, 3-of-4 fts), two rebounds, two assists and two steals vs. Veneto Select ... six points, five assists and five steals vs. Italy All-Stars ... two points, three rebounds and two assists vs. BC Silute of Lithuania ... two points, two assists and two steals vs. Stella Azzurra.

**HIGH SCHOOL AND PERSONAL DATA:** Consensus four-star prospect ... ranked 33rd nationally by 247Sports, 45th by Scout, 55th by Rivals and 61st by ESPN ... led Liberty County to its first Georgia Class 4A state championship as a junior in 2015-16, defeating defending state champion Jonesboro, 58-52, under coach Julian Stokes ... averaged 24.2 points, 7.1 assists, 3.6 rebounds and 2.9 steals per game as a junior, earning Savannah Morning News Boys Basketball Player of the Year honors ... shot 41 percent (103-of-250) from 3-point range ... scored 23 points, 21 of them coming on seven 3-pointers, against Newton in the Holiday Hoopsgiving Tournament in Atlanta on Nov. 25, 2016 ... averaged 23.8 points, 5.3 rebounds, 5.2 assists and 2.5 steals per game as a senior in leading Liberty County to a 22-6 record overall, 9-1 in the region ... shot 50 percent from the field, 43 percent (70-of-164) from 3-point range and 68 percent from the free throw line ... had a 2.36 assist/turnover ratio (104 to 44) ... scored in double figures in all 28 games as a senior, including 14 games with 20 or more points ... scored a season-high 42 points on 14-of-31 field goals, 10-of-20 3s and 4-of-6 free throws in a 120-81 victory over Bradwell Institute ... 34 points on 10-of-14 treys in an 83-54 win over Tattnall County ... 31 points on 4-of-7 3s in an 83-75 victory over Jenkins ... 29 points on 4-of-8 3s in 89-72 win over Islands ... 20 points and a season-high 10 assists in a 111-79 win over Pierce County ... MaxPreps Junior All-America third-team selection in 2015-16.

## 2017-18 MITCHELL GAME-BY GAME

Opp.	Start	Min.	FG-A	3FG-A	FT-A	O-D-T	PF	A	TO	BLK	STL	PTS
Norfolk St.		21	2-5	0-1	4-5	0-4-4	2	3	3	0	0	8
Indiana St.		21	0-0	0-0	3-4	0-2-2	4	3	2	0	0	3
Temple		17	1-3	0-1	0-0	1-0-1	1	1	0	0	0	2
Hofstra		25	4-5	1-2	0-0	0-1-1	2	3	3	0	1	9
Winthrop		22	2-3	1-1	4-4	0-0-0	1	5	1	0	1	9
Dayton		9	0-0	0-0	1-2	0-0-0	3	1	1	0	0	1
G. Mason		21	4-7	2-4	0-0	0-1-1	0	1	1	0	0	10
GWU		21	2-5	1-3	3-4	1-2-3	3	1	1	0	0	8
UAB		20	0-2	0-0	0-0	0-1-1	2	1	1	0	0	0
MTSU		15	0-5	0-4	0-0	1-1-2	2	3	0	0	0	0
Murray St.		13	0-0	0-0	0-0	0-0-0	2	0	1	0	1	0
UConn		15	4-6	2-4	0-1	1-1-2	4	4	1	0	1	10
Cornell		19	2-3	1-2	0-0	0-2-2	4	2	0	0	0	5
Tennessee		16	2-4	0-2	2-2	2-0-2	5	3	2	0	1	6
Arkansas												
Ole Miss												
Miss. St.												
Alabama												
Georgia												
Missouri												
LSU												
Ole Miss												
Vanderbilt												
Texas A&M												
Georgia												
Kentucky												
S. Carolina												
Alabama												
Florida												
Arkansas												
S. Carolina												
Totals												

## MITCHELL'S CAREER STATISTICS

Year	GP-GS	Min-Avg	FG-FGA	Pct	3FG-A	Pct	FT-FTA	Pct	Off-Def-Tot--Avg	PF-FO	Ast	TO	Blk	Stl	Pts	Avg
2017-18	14-0	255-18.2	23-48	.479	8-24	.333	17-22	.773	6-15-21--1.5	35-1	31	17	0	5	71	5.1
<b>TOTAL</b>	<b>14-0</b>	<b>255-18.2</b>	<b>23-48</b>	<b>.479</b>	<b>8-24</b>	<b>.333</b>	<b>17-22</b>	<b>.773</b>	<b>6-15-21--1.5</b>	<b>35-1</b>	<b>31</b>	<b>17</b>	<b>0</b>	<b>5</b>	<b>71</b>	<b>5.1</b>

## PLAYER BIOS

**DEVONTAE WILLIAMS****12**

**Guard • So.**  
**6-4 • 215**  
**Opp, Ala.**  
**Opp HS**

## CAREER HIGHS

Points \_\_\_\_\_ 1 vs. UConn (12/23/17)  
 Rebounds \_\_\_\_\_ 1 vs. Winthrop (11/24/17)  
 Field Goals \_\_\_\_\_ -  
 Field Goals Att. \_\_\_\_\_ 1 vs. Cornell (12/30/17)  
 3-Pt. Field Goals \_\_\_\_\_ -  
 3-Pt. Field Goals Att. \_\_\_\_\_ -  
 Free Throws \_\_\_\_\_ 1 vs. UConn (12/23/17)  
 Free Throws Att. \_\_\_\_\_ 2 vs. UConn (12/23/17)  
 Assists \_\_\_\_\_ 1 vs. Winthrop (11/24/17)  
 Steals \_\_\_\_\_ -  
 Blocks \_\_\_\_\_ -  
 Minutes \_\_\_\_\_ 3 (2x) last vs. Cornell (12/30/17)

**HIGH SCHOOL AND PERSONAL DATA:** Graduated Salutatorian from Opp High School ... averaged 20 points, 11 rebounds and four assists per game while on the court ... named the Bryant Jordan Scholar-Athlete ... son of Lashae and Bob-by Likely ... has two siblings, Brandon and Keyarria ... studying in the College of Human Sciences.

## 2017-18 WILLIAMS GAME-BY GAME

Opp.	Start	Min.	FG-A	3FG-A	FT-A	O-D-T	PF	A	TO	BLK	STL	PTS
Norfolk St.	1	0-0	0-0	0-0	0-0-0	1	0	1	0	0	0	0
Indiana St.	1	0-0	0-0	0-0	0-0-0	0	0	1	0	0	0	0
Temple	-dnp-											
Hofstra	-dnp-											
Winthrop	3	0-0	0-0	0-0	0-1-1	0	1	0	0	1	0	0
Dayton	-dnp-											
G. Mason	-dnp-											
GWU	-dnp-											
UAB	-dnp-											
MTSU	-dnp-											
Murray St.	-dnp-											
UConn	1	0-0	0-0	1-2	0-0-0	0	0	0	0	0	0	1
Cornell	3	0-1	0-0	0-0	0-0-0	0	0	0	0	0	0	0
Tennessee	-dnp-											
Arkansas												
Ole Miss												
Miss. St.												
Alabama												
Georgia												
Missouri												
LSU												
Ole Miss												
Vanderbilt												
Texas A&M												
Georgia												
Kentucky												
S. Carolina												
Alabama												
Florida												
Arkansas												
S. Carolina												
Totals												

## WILLIAMS' CAREER STATISTICS

Year	GP-GS	Min-Avg	FG-FGA	Pct	3FG-A	Pct	FT-FTA	Pct	Off-Def-Tot--Avg	PF-FO	Ast	TO	Blk	Stl	Pts	Avg
2017-18	5-0	9-1.8	0-1	.000	0-0	.000	1-2	.500	0-1-1--0.2	1-0	1	2	0	0	1	0.2
<b>TOTAL</b>	<b>5-0</b>	<b>9-1.8</b>	<b>0-1</b>	<b>.000</b>	<b>0-0</b>	<b>.000</b>	<b>1-2</b>	<b>.500</b>	<b>0-1-1--0.2</b>	<b>1-0</b>	<b>1</b>	<b>2</b>	<b>0</b>	<b>0</b>	<b>1</b>	<b>0.2</b>

## PLAYER BIOS



## DESEAN MURRAY

13

Forward • Jr.

6-3 • 225

Stanley, N.C.

Presbyterian College

## CAREER HIGHS

Points \_\_\_\_\_ \*34 at Longwood (2/25/16)  
 Rebounds \_\_\_\_\_ \*18 vs. Piedmont (12/19/15)  
 Field Goals \_\_\_\_\_ \*11 (3x) last at Liberty (2/20/16)  
 Field Goals Att. \_\_\_\_\_ \*21 at Marquette (12/27/15)  
 3-Pt. Field Goals \_\_\_\_\_ 3 vs. Gardner-Webb (12/6/17)  
 3-Pt. Field Goals Att. \_\_\_\_\_ 4 (2x) last vs. UAB (12/9/17)  
 Free Throws \_\_\_\_\_ \*14 at Longwood (2/25/16)  
 Free Throws Att. \_\_\_\_\_ \*16 at Longwood (2/25/16)  
 Assists \_\_\_\_\_ \*8 at Longwood (1/14/15)  
 Steals \_\_\_\_\_ 4 (6x) last vs. Gardner-Webb (12/6/17)  
 Blocks \_\_\_\_\_ \*4 at Liberty (1/3/15)  
 Minutes \_\_\_\_\_ \*37 at Gardner-Webb (2/6/16)

\* - while at Presbyterian

**AUGUST 2017 ITALY TOUR:** Averaged 11.0 points, 5.3 rebounds, 1.8 assists, 1.0 steal and 0.5 blocks on the four-game Italy Tour ... shot 66.7 percent (16-of-24) from the field and 80 percent (12-of-15) from the foul line ... 13 of his 21 rebounds came on the offensive glass ... 13 points (5-of-7 fgs, 3-of-4 fts), six rebounds (all offensive) and three assists vs. Stella Azzurra ... 12 points on 5-of-8 field goals, four rebounds, four steals and an assist vs. Veneto Select ... 11 points (4-of-4 fgs, 3-of-3 fts), four rebounds, two assists and a block vs. Italy All-Stars ... eight points, seven rebounds, a block and assist vs. BC Silute.

**HIGH SCHOOL AND PERSONAL DATA:** Lettered in basketball, football, track and soccer ... averaged 22 points and 11 rebounds at East Gaston under coach Eugene Farrar before transferring to Northside Christian Academy for his senior year in 2013-14 under coaches Byron Dinkins, Jeff McInnis and Joe Badget ... helped Northside, along with teammate Davon Bell, a No. 5 national ranking and a Dick's Sporting Good's national tournament in New York ... averaged 18 points and 10 rebounds en route to first-team all-conference and all-state honors ... played AAU basketball for Team Charlotte under coach Jeff McInnis and alongside fellow signee Davon Bell ... Team Charlotte posted a record of 45-6 and was ranked No. 1 in North Carolina ... an honor roll student every quarter, Murray was a member of Spanish and Frisbee Golf Clubs as well as numerous school activities ... full name is DeSean Jajuan Murray ... son of Datari and Berlinda Murray ... studying in College of Liberal Arts ... signed national letter of intent on May 16, 2016.

## 2017-18 MURRAY GAME-BY GAME

Opp.	Start	Min.	FG-A	3FG-A	FT-A	O-D-T	PF	A	TO	BLK	STL	PTS
Norfolk St.	*	23	5-7	0-0	3-3	1-6-7	2	3	1	1	2	13
Indiana St.	*	24	4-6	2-2	4-4	4-8-12	3	2	4	2	1	14
Temple	*	23	5-11	0-1	0-2	8-3-11	2	2	2	0	0	10
Hofstra	*	24	5-7	0-0	2-3	2-4-6	1	1	2	1	0	12
Winthrop	*	20	5-8	0-1	2-3	2-6-8	2	1	1	1	1	12
Dayton	*	17	0-2	0-0	2-2	2-4-6	3	1	3	0	1	2
G. Mason	*	21	0-3	0-1	1-2	3-5-8	3	1	4	0	1	1
GWU	*	21	8-12	3-4	1-2	3-4-7	2	1	2	0	4	20
UAB	*	30	6-14	1-4	5-5	4-3-7	3	1	1	0	1	18
MTSU	*	21	1-3	0-0	0-0	0-5-5	1	1	5	1	0	2
Murray St.	*	28	7-14	1-3	3-4	5-4-9	1	3	3	2	0	18
UConn	*	22	4-7	0-0	5-5	1-5-6	2	1	0	0	0	13
Cornell	*	19	3-7	0-0	0-0	1-3-4	1	4	1	1	0	6
Tennessee	*	15	2-4	0-0	3-3	3-3-6	4	1	3	0	1	7
Arkansas												
Ole Miss												
Miss. St.												
Alabama												
Georgia												
Missouri												
LSU												
Ole Miss												
Vanderbilt												
Texas A&M												
Georgia												
Kentucky												
S. Carolina												
Alabama												
Florida												
Arkansas												
S. Carolina												
Totals												

## MURRAY'S CAREER STATISTICS

Year	GP-GS	Min-Avg	FG-FGA	Pct	3FG-A	Pct	FT-FTA	Pct	Off-Def-Tot--Avg	PF-FO	Ast	TO	Blk	Stl	Pts	Avg
2014-15*	20-20	661-33.0	122-235	.519	1-4	.250	68-115	.591	70-93-163--8.2	55-3	32	54	10	30	313	15.7
2015-16*	31-31	902-29.1	232-427	.543	0-7	.000	163-211	.773	74-154-228--7.4	94-2	53	95	17	62	627	20.2
2017-18	14-14	308-22.0	55-105	.524	7-16	.438	31-38	.816	39-63-102--7.3	30-0	23	32	9	12	148	10.6
<b>TOTAL</b>	<b>65-65</b>	<b>1871-28.8</b>	<b>409-767</b>	<b>.533</b>	<b>8-27</b>	<b>.296</b>	<b>262-364</b>	<b>.720</b>	<b>183-310-493--7.6</b>	<b>179-5</b>	<b>108</b>	<b>181</b>	<b>36</b>	<b>104</b>	<b>1088</b>	<b>16.7</b>

## PLAYER BIOS



## MALIK DUNBAR

14

Guard/Forward • Jr.

6-6 • 230

North Augusta, S.C.

College of Central Florida

## CAREER HIGHS

Points \_\_\_\_\_ \*32 vs. Broward College (12/10/16)  
 Rebounds \_ \*12 (2x) last vs. Florida Southwestern (11/19/16)  
 Field Goals \_\_\_\_\_ \*10 vs. Broward College (12/10/16)  
 Field Goals Att. \_\_\_\_\_ \*17 vs. Broward College (12/10/16)  
 3-Pt. Field Goals \_\_\_\_\_ 3 (4x) last vs. UConn (12/23/17)  
 3-Pt. Field Goals Att. \_\_\_\_\_ \*8 vs. East Florida St. (11/6/15)  
 Free Throws \_\_\_\_\_ \*9 (2x) last vs. Indian River St. (11/11/16)  
 Free Throws Att. \_\_\_\_\_ \*12 vs. Indian River St. (11/11/16)  
 Assists \_\_\_\_\_ \*8 vs. Miami Dade College (11/20/16)  
 Steals \_\_\_\_\_ \*6 vs. Florida St. College (1/6/16)  
 Blocks \_\_\_\_\_ \*4 (2x) last vs. Florida St. College (2/10/16)  
 Minutes \_\_\_\_\_ \*40 (2x) last at Santa Fe College (2/22/17)

\* - while at College of Central Florida

**AUGUST 2017 ITALY TOUR:** Averaged 9.3 points, 5.8 rebounds, 0.5 steals and 0.8 assists on the four-game Italy Tour ... shot 46.7 percent from the field and 66.7 percent (4-of-6) from 3-point range ... 15 points on 3-of-4 3-pointers and three rebounds vs. Italy All-Stars ... 11 points (1-of-1 3s), six rebounds and a block, steal and assist vs. Stella Azzurra ... seven points and 10 rebounds vs. Veneto Select ... four points, four rebounds vs. BC Silute of Lithuania.

**HIGH SCHOOL AND PERSONAL DATA:** Was a South Carolina Class 4A first-team all-state selection as a senior at Spring Valley High School in Columbia in 2014-15 ... son of Trika Mobley ... one of five siblings.

## 2017-18 DUNBAR GAME-BY GAME

Opp.	Start	Min.	FG-A	3FG-A	FT-A	O-D-T	PF	A	TO	BLK	STL	PTS
Norfolk St.	16	2-7	1-3	2-3	0-1-1	2	0	2	0	0	0	7
Indiana St.	10	2-4	0-2	3-4	0-0-0	4	0	0	0	0	0	7
Temple	5	0-0	0-0	0-0	1-0-1	0	0	0	0	0	0	0
Hofstra	11	2-4	1-2	1-2	0-1-1	2	0	0	1	0	0	6
Winthrop	15	6-8	1-1	0-1	2-1-3	0	2	0	0	0	0	13
Dayton	9	0-4	0-1	0-0	0-0-0	1	0	1	0	0	0	0
G. Mason	7	2-2	1-1	0-0	0-0-0	3	0	1	0	0	0	5
GWU	22	3-8	0-3	1-2	2-2-4	2	0	1	2	0	0	7
UAB	*	25	4-8	0-1	1-1	2-4-6	3	0	2	0	0	9
MTSU	9	0-1	0-1	0-0	0-0-0	4	0	1	0	0	0	0
Murray St.	14	3-3	3-3	0-0	0-1-1	1	0	2	3	0	0	9
UConn	17	4-13	3-7	1-1	2-1-3	1	1	0	0	0	0	12
Cornell	13	4-8	1-5	0-0	0-5-5	3	0	0	0	0	1	9
Tennessee	12	1-3	0-2	0-0	0-2-2	2	1	0	0	0	0	2
Arkansas												
Ole Miss												
Miss. St.												
Alabama												
Georgia												
Missouri												
LSU												
Ole Miss												
Vanderbilt												
Texas A&M												
Georgia												
Kentucky												
S. Carolina												
Alabama												
Florida												
Arkansas												
S. Carolina												
Totals												

## DUNBAR'S CAREER STATISTICS

Year	GP-GS	Min-Avg	FG-FGA	Pct	3FG-A	Pct	FT-FTA	Pct	Off-Def-Tot--Avg	PF-FO	Ast	TO	Blk	Stl	Pts	Avg
2015-16*	31-29	717-23.1	120-298	.403	27-102	.265	61-83	.735	45-106-151--4.9	68-2	21	53	20	39	328	10.6
2016-17*	28-28	762-27.2	154-312	.494	24-82	.293	105-148	.709	36-143-179--6.4	66-1	56	75	22	44	437	15.6
2017-18	14-1	185-13.2	33-73	.452	11-32	.344	9-14	.643	9-18-27--1.9	28-1	4	10	6	1	86	6.1
<b>TOTAL</b>	<b>73-58</b>	<b>1664-22.8</b>	<b>307-683</b>	<b>.449</b>	<b>63-216</b>	<b>.292</b>	<b>175-245</b>	<b>.714</b>	<b>90-267-357--4.9</b>	<b>162-4</b>	<b>81</b>	<b>138</b>	<b>48</b>	<b>84</b>	<b>851</b>	<b>11.7</b>



## PLAYER BIOS



## PATRICK KEIM

21

**Guard • Sr.**  
**6-0 • 186**  
**Birmingham, Ala.**  
**Mountain Brook HS**

## CAREER HIGHS

Points \_\_\_\_\_ 3 (5x) last vs. Winthrop (11/24/17)  
 Rebounds \_\_\_\_\_ 2 (5x) last at Arkansas (2/17/16)  
 Field Goals \_\_\_\_\_ 1 (5x) last vs. Winthrop (11/24/17)  
 Field Goals Att. \_\_\_\_\_ 2 (4x) last vs. Georgia (2/24/16)  
 3-Pt. Field Goals \_\_\_\_\_ 1 (5x) last vs. Winthrop (11/24/17)  
 3-Pt. Field Goals Att. \_\_\_\_\_ 2 (3x) last vs. Vanderbilt (2/13/16)  
 Free Throws \_\_\_\_\_ 2 (2x) last vs. Georgia (2/24/16)  
 Free Throws Att. \_\_\_\_\_ 4 vs. Georgia (2/24/16)  
 Assists \_\_\_\_\_ 2 vs. Tennessee (1/2/16)  
 Steals \_\_\_\_\_ 1 (4x) last vs. Tennessee (3/9/16)  
 Blocks \_\_\_\_\_ -  
 Minutes \_\_\_\_\_ 19 vs. Vanderbilt (2/13/16)

**AUGUST 2017 ITALY TOUR:** Averaged 0.5 points, 0.3 rebounds and 0.8 assists playing in all four games on the Italy Tour ... went 2-of-2 from the foul line ... two points and one assist vs. Stella Azzurra ... one rebound, assist and steal vs. Veneto Select ... an assist vs. Italy All-Stars.

**HIGH SCHOOL AND PERSONAL DATA:** Played at Mountain Brook High School for coach Bucky McMillan ... averaged 9.0 points, 3.8 assists and 1.8 steals per game while shooting 50 percent from 3-point range ... four-year starter and was the winningest player in the class of 2014 in Alabama Class 6A ... 111 wins are the most in Mountain Brook history ... back-to-back Class 6A titles (2013 and 2014) ... three-time team captain ... 2014 ASWA Boys All-State Second Team ... 2014 Over the Mountain Boys Athlete of the Year ... 2014 Birmingham News South Basketball Player of the Year ... 2014 Class 6A Northeast Region All-Tournament Team ... 2014 Class 6A AHSAA Final Four All-Tournament Team ... Birmingham Tip-off Club Player of the Week (March 1, 2014) ... three-time Class 6A Area 11 All-Tournament Team selection (2012, 2013 and 2014) ... 2013 Class 6A Area 11 Tournament MVP ... 2013-2014 US Marines Distinguished Athlete Award ... son of Bryan and Kelly Keim ... has two brothers, Bobby and Austin ... parents and brother, Bobby, are all Auburn graduates and brother Austin is graduating December 2015 ... studying in Ginn College of Engineering.

## 2017-18 KEIM GAME-BY GAME

Opp.	Start	Min.	FG-A	3FG-A	FT-A	O-D-T	PF	A	TO	BLK	STL	PTS
Norfolk St.	2	0-0	0-0	1-2	0-0-0	2	0	1	0	0	0	1
Indiana St.	2	0-0	0-0	0-0	0-1-1	0	0	0	0	0	0	0
Temple	-	dnp-										
Hofstra	-	dnp-										
Winthrop	3	1-1	1-1	0-2	0-1-1	0	0	1	0	0	0	3
Dayton	-	dnp-										
G. Mason	-	dnp-										
GWU	2	0-0	0-0	0-0	0-0-0	0	0	0	0	0	0	0
UAB	-	dnp-										
MTSU	-	dnp-										
Murray St.	-	dnp-										
UConn	2	0-0	0-0	0-0	0-0-0	1	0	0	0	0	0	0
Cornell	4	0-1	0-1	0-0	0-0-0	1	0	1	0	0	0	0
Tennessee	-	dnp-										
Arkansas												
Ole Miss												
Miss. St.												
Alabama												
Georgia												
Missouri												
LSU												
Ole Miss												
Vanderbilt												
Texas A&M												
Georgia												
Kentucky												
S. Carolina												
Alabama												
Florida												
Arkansas												
S. Carolina												
Totals												

## KEIM'S CAREER STATISTICS

Year	GP-GS	Min-Avg	FG-FGA	Pct	3FG-A	Pct	FT-FTA	Pct	Off-Def-Tot--Avg	PF-FO	Ast	TO	Blk	Stl	Pts	Avg
2014-15	8-0	8-1.0	1-4	.250	1-4	.250	0-2	.000	0-2-2--0.3	0-0	3	1	0	0	3	0.4
2015-16	23-0	151-6.6	2-14	.143	2-11	.182	4-9	.444	2-10-12--0.5	19-0	5	10	0	4	10	0.4
2016-17	5-0	8-1.6	1-3	.333	1-2	.500	1-2	.500	0-0-0--0.0	0-0	2	1	0	0	4	0.8
2017-18	6-0	15-2.5	1-2	.500	1-2	.500	1-4	.250	0-2-2--0.3	4-0	0	3	0	0	4	0.7
<b>TOTAL</b>	<b>42-0</b>	<b>182-4.3</b>	<b>5-23</b>	<b>.217</b>	<b>5-19</b>	<b>.263</b>	<b>6-17</b>	<b>.353</b>	<b>2-17-19--0.5</b>	<b>23-0</b>	<b>10</b>	<b>15</b>	<b>0</b>	<b>4</b>	<b>21</b>	<b>0.5</b>

## PLAYER BIOS



## WILL MACOY

22

**Guard • So.**  
**6-4 • 190**  
**Birmingham, Ala.**  
**Vestavia Hills HS**

## CAREER HIGHS

Points \_\_\_\_\_ 8 vs. Coastal Carolina (12/15/16)  
 Rebounds \_\_\_\_\_ 1 (3x) last vs. Cornell (12/30/17)  
 Field Goals \_\_\_\_\_ 3 vs. Coastal Carolina (12/15/16)  
 Field Goals Att. \_\_\_\_\_ 5 vs. Coastal Carolina (12/15/16)  
 3-Pt. Field Goals \_\_\_\_\_ 2 vs. Coastal Carolina (12/15/16)  
 3-Pt. Field Goals Att. \_\_\_\_\_ 4 vs. Coastal Carolina (12/15/16)  
 Free Throws \_\_\_\_\_ 1 vs. UConn (12/23/17)  
 Free Throws Att. \_\_\_\_\_ 1 vs. UConn (12/23/17)  
 Assists \_\_\_\_\_ -  
 Steals \_\_\_\_\_ 1 vs. Coastal Carolina (12/15/16)  
 Blocks \_\_\_\_\_ -  
 Minutes \_\_\_\_\_ 5 vs. Coastal Carolina (12/15/16)

**AUGUST 2017 ITALY TOUR:** Averaged 1.5 points, 0.8 rebounds and 0.5 steals playing in all four games on the Italy Tour ... shot 50 percent (2-of-4) from the field, 50 percent (1-of-2) from 3-point range and made his only free throw attempt ... three points (1-of-1 fgs, 1-of-1 fts), a rebound and steal vs. Italy All-Stars ... three points on 1-of-2 treys and one rebound vs. Stella Azzurra ... a rebound and steal vs. Veneto Select.

**HIGH SCHOOL AND PERSONAL DATA:** Three-year letterman in basketball at Vestavia Hills High School under coach George Hatchett ... two-time All-Over the Mountain team ... team captain as a senior in 2015-16 ... 2015 Birmingham Fall League MVP, scoring a league record 50 points in the championship game en route to winning the title ... Birmingham Tip-Off Club player of the week in March 2016 ... two-time state champion in the javelin ... Wendy's Heisman School winner and state finalist in 2015 ... in the National Honor Society, Student Government Association and the Relay for Life committee ... full name is Will Macoy ... son of Coy and Adrienne Macoy ... his father ran cross country and track at Georgia Tech while his mother ran cross country and track at UAB ... older brother, Mac, is a junior at Florida in 2016-17 who runs cross country and track ... younger brother, Hollis, a sophomore on the Vestavia Hills basketball team ... studying in Ginn College of Engineering.


## 2017-18 MACOY GAME-BY GAME

Opp.	Start	Min.	FG-A	3FG-A	FT-A	O-D-T	PF	A	TO	BLK	STL	PTS
Norfolk St.	-dnp-											
Indiana St.		3	0-0	0-0	0-0	0-1-1	1	0	0	0	0	0
Temple	-dnp-											
Hofstra	-dnp-											
Winthrop	-dnp-											
Dayton	-dnp-											
G. Mason	-dnp-											
GWU		3	0-2	0-0	0-0	0-0-0	1	0	0	0	0	0
UAB	-dnp-											
MTSU	-dnp-											
Murray St.	-dnp-											
UConn		2	0-1	0-1	1-2	0-0-0	0	0	0	0	0	1
Cornell		4	0-0	0-0	0-0	0-1-1	0	0	0	0	0	0
Tennessee	-dnp-											
Arkansas												
Ole Miss												
Miss. St.												
Alabama												
Georgia												
Missouri												
LSU												
Ole Miss												
Vanderbilt												
Texas A&M												
Georgia												
Kentucky												
S. Carolina												
Alabama												
Florida												
Arkansas												
S. Carolina												
Totals												

## MACOY'S CAREER STATISTICS

Year	GP-GS	Min-Avg	FG-FGA	Pct	3FG-A	Pct	FT-FTA	Pct	Off-Def-Tot--Avg	PF-FO	Ast	TO	Blk	Stl	Pts	Avg
2016-17	4-0	7-1.8	3-6	.500	2-5	.400	0-0	.000	0-1-1--0.3	0-0	0	0	0	1	8	2.0
2017-18	4-0	12-3.0	0-3	.000	0-1	.000	1-2	.500	1-1-2--0.5	2-0	0	0	0	0	1	0.3
<b>TOTAL</b>	<b>8-0</b>	<b>19-2.4</b>	<b>3-9</b>	<b>.333</b>	<b>2-6</b>	<b>.333</b>	<b>1-2</b>	<b>.500</b>	<b>1-2-3--0.4</b>	<b>2-0</b>	<b>0</b>	<b>0</b>	<b>0</b>	<b>1</b>	<b>9</b>	<b>1.1</b>

## PLAYER BIOS



# ANFERNEE MCLEMORE 24

**Forward • So.**  
**6-7 • 220**  
**Warwick, Ga.**  
**Worth County HS**

## CAREER HIGHS

Points \_\_\_\_\_ 19 (2x) last vs. Temple (11/17/17)  
 Rebounds \_\_\_\_\_ 13 at Dayton (11/29/17)  
 Field Goals \_\_\_\_\_ 8 vs. Florida (12/14/17)  
 Field Goals Att. \_\_\_\_\_ 11 vs. Temple (11/17/17)  
 3-Pt. Field Goals \_\_\_\_\_ 4 vs. Gardner-Webb (12/6/17)  
 3-Pt. Field Goals Att. \_\_\_\_\_ 4 vs. Gardner-Webb (12/6/17)  
 Free Throws \_\_\_\_\_ 7 at LSU (2/21/17)  
 Free Throws Att. \_\_\_\_\_ 8 at LSU (2/21/17)  
 Assists \_\_\_\_\_ 2 (3x) last vs. Gardner-Webb (12/6/17)  
 Steals \_\_\_\_\_ 3 (3x) last vs. Cornell (12/30/17)  
 Blocks \_\_\_\_\_ 6 vs. Gardner-Webb (12/6/17)  
 Minutes \_\_\_\_\_ 28 at Dayton (11/29/17)

**AUGUST 2017 ITALY TOUR:** Averaged 11.3 points, second-most on the team with 8.5 rebounds, 1.5 blocks, 1.0 assist and 0.5 steals on the four-game Italy Tour ... shot 51.5 percent (17-of-33) from the field, 50 percent (1-of-2) from 3-point range and 76.9 percent (10-of-13) from the foul line ... of his 34 rebounds, 17 were on the offensive glass ... 18 points on 7-of-9 field goals, five rebounds and a block vs. BC Silute of Lithuania ... double-double with 12 points and a game-high 12 rebounds, including nine offensive, as well as a block, assist and steal vs. Veneto Select ... eight points, 11 rebounds, a block and assist vs. Stella Azzurra ... seven points, six rebounds, three blocks, two assists and a steal vs. Italy All-Stars.

**HIGH SCHOOL AND PERSONAL DATA:** Rated as a four-star prospect by ESPN ... rated as a 3-star by 247Sports, Rivals and Scout ... averaged 15.6 points, 11.2 rebounds and 6.9 blocks per game for Worth County as a senior in 2015-16 under coach Connie Mays ... three-time selection to the Albany Herald's Super Six as a sophomore, junior and senior ... the Rams finished in a three-way tie for first in the Georgia High School Region 1 4A standings ... averaged 19 points, 11.8 rebounds and 6.4 blocks per game for Worth County as a junior in 2014-15, recording several triple-doubles ... two-time All-Area selection by the Albany Herald ... started for the Rams each of his four years in high school ... Georgia Class 4A Sophomore of the Year by Hoopseen ... had a 4.0 GPA in advanced classes and was accepted by the Massachusetts Institute of Technology ... scored a 1670 on his SAT ... had considered Yale, Brown, Oregon State, Stanford and Georgia Tech ... played AAU basketball for the Atlanta Celtics under Horace Neysmith ... full name is Anfernee Keith Mclemore ... son of Cinderella Lewis and Feron Mclemore ... studying in Harbert College of Business ... signed national letter of intent on Nov. 11, 2015.

## 2017-18 MCLEMORE GAME-BY GAME

Opp.	Start	Min.	FG-A	3FG-A	FT-A	O-D-T	PF	A	TO	BLK	STL	PTS
Norfolk St.		22	4-7	0-2	2-2	2-5-7	3	1	5	4	1	10
Indiana St.		13	4-5	0-0	1-1	0-3-3	4	0	1	2	1	9
Temple		23	7-11	1-3	4-4	4-3-7	2	0	1	5	0	19
Hofstra		21	1-1	0-0	0-0	0-3-3	2	2	0	3	0	2
Winthrop		11	2-2	0-0	2-4	1-1-2	5	0	3	0	0	6
Dayton		28	4-10	0-2	4-4	7-6-13	2	1	1	5	0	12
G. Mason	*	24	2-5	0-1	2-2	3-7-10	0	1	3	5	1	6
GWU	*	20	6-9	4-4	1-2	6-5-11	0	2	0	6	0	17
UAB	*	25	2-4	0-2	1-2	2-7-9	4	0	0	2	3	5
MTSU	*	20	4-6	0-1	0-0	1-2-3	4	0	0	4	0	8
Murray St.	*	21	2-5	0-1	0-0	2-3-5	3	1	0	1	1	4
UConn	*	20	2-3	1-2	0-0	0-3-3	2	1	3	2	0	5
Cornell	*	19	3-4	0-1	2-4	2-3-5	2	1	2	5	3	8
Tennessee	*	20	2-4	1-2	1-2	3-6-9	4	2	0	3	0	6
Arkansas												
Ole Miss												
Miss. St.												
Alabama												
Georgia												
Missouri												
LSU												
Ole Miss												
Vanderbilt												
Texas A&M												
Georgia												
Kentucky												
S. Carolina												
Alabama												
Florida												
Arkansas												
S. Carolina												
Totals												

## MCLEMORE'S CAREER STATISTICS

Year	GP-GS	Min-Avg	FG-FGA	Pct	3FG-A	Pct	FT-FTA	Pct	Off-Def-Tot--Avg	PF-FO	Ast	TO	Blk	Stl	Pts	Avg
2016-17	32-1	483-15.1	69-101	.683	1-1	1.000	35-58	.603	54-89-143--4.5	76-0	5	28	37	13	174	5.4
2017-18	14-8	287-20.5	45-76	.592	7-21	.333	20-27	.741	33-57-90--6.4	37-1	12	19	47	10	117	8.4
<b>TOTAL</b>	<b>46-9</b>	<b>770-16.7</b>	<b>114-177</b>	<b>.644</b>	<b>8-22</b>	<b>.364</b>	<b>55-85</b>	<b>.647</b>	<b>87-146-233--5.1</b>	<b>113-1</b>	<b>17</b>	<b>47</b>	<b>84</b>	<b>23</b>	<b>291</b>	<b>6.3</b>

PLAYER BIOS



**BRETT EASTERLING**

**25**

**Guard • Fr.**  
**6-1 • 165**  
**Tallahassee, Fla.**  
**Lawton Chiles HS**

**CAREER HIGHS**

Points \_\_\_\_\_ 2 vs. Winthrop (11/24/17)  
Rebounds \_\_\_\_\_ 1 vs. Gardner-Webb (12/6/17)  
Field Goals \_\_\_\_\_ 1 vs. Winthrop (11/24/17)  
Field Goals Att. \_\_\_\_\_ 1 (2x) last vs. Winthrop (11/24/17)  
3-Pt. Field Goals \_\_\_\_\_ -  
3-Pt. Field Goals Att. \_\_\_\_\_ 1 vs. Norfolk State (11/10/17)  
Free Throws \_\_\_\_\_ -  
Free Throws Att. \_\_\_\_\_ -  
Assists \_\_\_\_\_ -  
Steals \_\_\_\_\_ -  
Blocks \_\_\_\_\_ -  
Minutes \_\_\_\_\_ 3 (2x) last vs. Cornell (12/30/17)

**HIGH SCHOOL AND PERSONAL DATA:** Finished prep career as third-leading scorer in Lawton Chiles history with 1,131 points ... was a three-year starter and a two-time team captain ... earned First Team All-Big Bend Florida honors twice ... averaged 18.4 points, 4.9 rebounds and 2.6 assists per game during senior campaign ... averaged 17.2 points, 7.1 rebounds, 3.3 assists and 2.1 steals as a junior ... son of Mark and Becky Easterling ... has two siblings, Jake and Casey ... enrolled in the Ginn College of Engineering.

**2017-18 EASTERLING GAME-BY-GAME**


Opp.	Start	Min.	FG-A	3FG-A	FT-A	O-D-T	PF	A	TO	BLK	STL	PTS
Norfolk St.		2	0-1	0-1	0-0	0-0-0	0	0	0	0	0	0
Indiana St.		-dnp-										
Temple		-dnp-										
Hofstra		-dnp-										
Winthrop		3	1-1	0-0	0-0	0-0-0	0	0	0	0	0	2
Dayton		-dnp-										
G. Mason		-dnp-										
GWU		2	0-0	0-0	0-0	0-1-1	0	0	0	0	0	0
UAB		-dnp-										
MTSU		-dnp-										
Murray St.		-dnp-										
UConn		2	0-0	0-0	0-0	0-0-0	0	0	0	0	0	0
Cornell		3	0-0	0-0	0-0	0-0-0	0	0	1	0	0	0
Tennessee		-dnp-										
Arkansas												
Ole Miss												
Miss. St.												
Alabama												
Georgia												
Missouri												
LSU												
Ole Miss												
Vanderbilt												
Texas A&M												
Georgia												
Kentucky												
S. Carolina												
Alabama												
Florida												
Arkansas												
S. Carolina												
Totals												

**EASTERLING'S CAREER STATISTICS**

Year	GP-GS	Min-Avg	FG-FGA	Pct	3FG-A	Pct	FT-FTA	Pct	Off-Def-Tot--Avg	PF-FO	Ast	TO	Blk	Stl	Pts	Avg
2017-18	5-0	12-2.4	1-2	.500	0-1	.000	0-0	.000	0-1-1--0.2	0-0	0	1	0	0	2	0.4
<b>TOTAL</b>	<b>5-0</b>	<b>12-2.4</b>	<b>1-2</b>	<b>.500</b>	<b>0-1</b>	<b>.000</b>	<b>0-0</b>	<b>.000</b>	<b>0-1-1--0.2</b>	<b>0-0</b>	<b>0</b>	<b>1</b>	<b>0</b>	<b>0</b>	<b>2</b>	<b>0.4</b>



## PLAYER BIOS



## COLE BLACKSTOCK

41

**Forward • Jr.**  
**6-9 • 260**  
**Killen, Ala.**  
**Brooks HS**

## CAREER HIGHS

Points \_\_\_\_\_ 3 vs. Vanderbilt (2/13/16)  
 Rebounds \_\_\_\_\_ 2 vs. Coastal Carolina (12/15/16)  
 Field Goals \_\_\_\_\_ 1 vs. Vanderbilt (2/13/16)  
 Field Goals Att. \_\_\_\_\_ 1 vs. Vanderbilt (2/13/16)  
 3-Pt. Field Goals \_\_\_\_\_ -  
 3-Pt. Field Goals Att. \_\_\_\_\_ -  
 Free Throws \_\_\_\_\_ 2 (2x) last vs. Winthrop (11/24/17)  
 Free Throws Att. \_\_\_\_\_ 2 (2x) vs. Winthrop (11/24/17)  
 Assists \_\_\_\_\_ -  
 Steals \_\_\_\_\_ -  
 Blocks \_\_\_\_\_ 1 vs. Cornell (12/30/17)  
 Minutes \_\_\_\_\_ 3 (4x) last vs. Cornell (12/30/17)

**AUGUST 2017 ITALY TOUR:** Averaged 0.8 points and 1.0 rebound in four games in the four-game Italy Tour ... shot 50 percent from the field ... 3 points and 1 rebound vs. Veneto Select ... 1 rebound each vs. BC Silute of Lithuania, Italy All-Stars and Stella Azzurra.

**HIGH SCHOOL AND PERSONAL DATA:** Four-year letterman in basketball ... averaged 17 points and 8 rebounds per game as a senior at Brooks High School under coach Brian Wright ... played four games as a junior before season-ending injury ... averaged 8 points and 4.5 rebounds per game as a sophomore ... full name is Cole Edward Blackstock ... son of Eric and Kristi Blackstock ... studying in Ginn College of Engineering.


## 2017-18 BLACKSTOCK GAME-BY GAME

Opp.	Start	Min.	FG-A	3FG-A	FT-A	O-D-T	PF	A	TO	BLK	STL	PTS
Norfolk St.	2	0-0	0-0	0-0	0-0	0-1-1	0	0	0	0	0	0
Indiana St.	1	0-0	0-0	0-0	0-0	0-0-0	0	0	0	0	0	0
Temple	-dnp-											
Hofstra	-dnp-											
Winthrop	3	0-0	0-0	2-2	0-0-0	0	0	0	0	0	0	2
Dayton	-dnp-											
G. Mason	-dnp-											
GWU	2	0-0	0-0	0-0	0-1-1	1	0	0	0	0	0	0
UAB	-dnp-											
MTSU	-dnp-											
Murray St.	-dnp-											
UConn	2	0-0	0-0	0-0	0-0-0	1	0	0	0	0	0	0
Cornell	3	0-0	0-0	0-0	0-0-0	1	0	0	1	0	0	0
Tennessee	-dnp-											
Arkansas												
Ole Miss												
Miss. St.												
Alabama												
Georgia												
Missouri												
LSU												
Ole Miss												
Vanderbilt												
Texas A&M												
Georgia												
Kentucky												
S. Carolina												
Alabama												
Florida												
Arkansas												
S. Carolina												
Totals												

## BLACKSTOCK'S CAREER STATISTICS

Year	GP-GS	Min-Avg	FG-FGA	Pct	3FG-A	Pct	FT-FTA	Pct	Off-Def-Tot--Avg	PF-FO	Ast	TO	Blk	Stl	Pts	Avg
2015-16	5-0	9-1.8	1-1	1.000	0-0	.000	3-3	1.000	0-0-0--0.0	2-0	0	0	0	0	5	1.0
2016-17	3-0	4-1.3	0-0	.000	0-0	.000	0-0	.000	0-2-2--0.7	2-0	0	0	0	0	0	0.0
2017-18	6-0	13-2.2	0-0	.000	0-0	.000	2-2	1.000	0-2-2--0.3	3-0	0	0	1	0	2	0.3
<b>TOTAL</b>	<b>14-0</b>	<b>26-1.9</b>	<b>1-1</b>	<b>1.000</b>	<b>0-0</b>	<b>.000</b>	<b>5-5</b>	<b>1.000</b>	<b>0-4-4--0.3</b>	<b>7-0</b>	<b>0</b>	<b>0</b>	<b>1</b>	<b>0</b>	<b>7</b>	<b>0.5</b>

## PLAYER BIOS



## AUSTIN WILEY

50

**Center • So.**  
**6-11 • 260**  
**Hoover, Ala.**  
**Calusa Prep HS**

## CAREER HIGHS

Points \_\_\_\_\_ 25 at TCU (1/28/17)  
 Rebounds \_\_\_\_\_ 11 at South Carolina (1/24/17)  
 Field Goals \_\_\_\_\_ 11 at TCU (1/28/17)  
 Field Goals Att. \_\_\_\_\_ 13 at TCU (1/28/17)  
 3-Pt. Field Goals \_\_\_\_\_ -  
 3-Pt. Field Goals Att. \_\_\_\_\_ -  
 Free Throws \_\_\_\_\_ 11 vs. Alabama (1/21/17)  
 Free Throws Att. \_\_\_\_\_ 18 vs. Alabama (1/21/17)  
 Assists \_\_\_\_\_ 1 (5x) last at Georgia (3/1/17)  
 Steals \_\_\_\_\_ 1 (5x) last at LSU (2/21/17)  
 Blocks \_\_\_\_\_ 4 (3x) last at Georgia (3/1/17)  
 Minutes \_\_\_\_\_ 26 at Georgia (3/1/17)

**USA U19 WORLD CUP TEAM:** Selected and named the team captain for the 12-member USA Basketball U19 World Cup Team to play in the FIBA World Cup in Cairo, Egypt, July 1-9, 2017 ... only American and one of seven players to average a double-double in the tournament with 10.3 points and 10.9 rebounds in only 19.9 minutes per game as the United States won the bronze medal, finishing 6-1 ... shot 50 percent from the field ... started all seven games ... had three double-doubles and a rebound shy of four double-doubles in seven games ... 19 points and 10 rebounds to lead USA to an 81-59 victory over Germany in the quarterfinals ... 16 points and a game-high 16 rebounds in a 109-68 victory over Angola ... 13 points and a game-high 17 rebounds in 29:41 in a 99-87 upset loss to Canada in the semifinals ... 9 points and a game-high 14 rebounds in 21:37 vs. Italy to finish Group D play 3-0 ... 8 points and 8 rebounds and a block in 20 minutes in the 96-72 bronze medal win over Spain ... 5 points, 8 rebounds, a block and assist in only 14:58 in a 108-48 win over Iran in the Group D opener ... saddled with foul trouble playing less than five minutes in each half, had 2 points and 3 rebounds and a steal in a 117-69 victory over Mali in the round of 16 ... scored 15 points in the USA's 89-66 victory over Lithuania in a friendly on June 28, a day after making the 6,900-mile trip from Colorado Springs, Colo., to Washington, D.C. to Germany to Cairo ... 9 points and 7 rebounds in an 82-60 victory over France on June 29 in a second friendly ... only Kentucky had more players than Auburn in the USA's 27-player tryout as freshman Chuma Okeke joined Wiley.

**HIGH SCHOOL AND PERSONAL DATA:** Ranked 13th nationally by Scout, 16th by Rivals and 17th by 247Sports ... played on Team USA's gold medal winner at the FIBA Men's U17 World Championship in Zaragoza, Spain in summer of 2016 ... consensus five-star selection ... three-time all-state selection at Spain Park High School in Hoover, Ala. ... averaged 22 points and 12 rebounds as a junior in 2014-15 leading Spain Park to a 24-6 record and the Class 7A state finals under coach Donnie Quinn ... was named the Alabama Sports Writers Association Class 7A Player of the Year as a junior, averaging 27.1 points, 12.1 rebounds and 2.9 blocks ... selected to the ASWA Class 7A All-State first-team and to the AL.com Class 7A Super All-State first-team ... scored his 1,500th point of his high school career during his junior season ... MVP of the Alabama North-South game in August 2016 ... averaged 19 points and 12 rebounds as a sophomore at Spain Park where he was named AL.com Birmingham Player of the Year Award ... selected to the ASWA Class 7A All-State first-team and AL.com Class 7A Super All-State first-team ... averaged 15 points and 10 rebounds as a 6-foot-9, 190-pound freshman on Spain Park's varsity in 2013-14 ... full name is Austin Jermaine Wiley ... son of former Auburn players, All-American & 1992 USA Olympian Vickie Orr and Aubrey Wiley, who led the SEC in rebounding in 1993-94 ... Vickie helped lead Auburn to two-straight NCAA Championship games in 1988 and 1989 and was inducted into the Alabama Sports Hall of Fame in 2013 ... studying in the College of Education ... signed national letter of intent on Nov. 9, 2016.


## 2017-18 WILEY GAME-BY GAME

Opp.	Start	Min.	FG-A	3FG-A	FT-A	O-D-T	PF	A	TO	BLK	STL	PTS
Norfolk St.	-	dnp-										
Indiana St.	-	dnp-										
Temple	-	dnp-										
Hofstra	-	dnp-										
Winthrop	-	dnp-										
Dayton	-	dnp-										
G. Mason	-	dnp-										
GWU	-	dnp-										
UAB	-	dnp-										
MTSU	-	dnp-										
Murray St.	-	dnp-										
UConn	-	dnp-										
Cornell	-	dnp-										
Tennessee	-	dnp-										
Arkansas												
Ole Miss												
Miss. St.												
Alabama												
Georgia												
Missouri												
LSU												
Ole Miss												
Vanderbilt												
Texas A&M												
Georgia												
Kentucky												
S. Carolina												
Alabama												
Florida												
Arkansas												
S. Carolina												
Totals												

## WILEY'S CAREER STATISTICS

Year	GP-GS	Min-Avg	FG-FGA	Pct	3FG-A	Pct	FT-FTA	Pct	Off-Def-Tot--Avg	PF-FO	Ast	TO	Blk	Stl	Pts	Avg
2016-17	23-22	415-18.0	73-125	.584	0-0	.000	56-114	.491	52-56-108--3.5	59-1	5	41	31	5	202	8.8
2017-18	-	-	-	-	-	-	-	-	-	-	-	-	-	-	-	-
<b>TOTAL</b>	<b>23-22</b>	<b>415-18.0</b>	<b>73-125</b>	<b>.584</b>	<b>0-0</b>	<b>.000</b>	<b>56-114</b>	<b>.491</b>	<b>52-56-108--3.5</b>	<b>59-1</b>	<b>5</b>	<b>41</b>	<b>31</b>	<b>5</b>	<b>202</b>	<b>8.8</b>

PLAYER BIOS



THOMAS COLLIER

54

Forward • So.

6-9 • 215

Birmingham, Ala.

Briarwood Christian HS

CAREER HIGHS

Points \_\_\_\_\_ 2 vs. Gardner-Webb (12/6/17)  
 Rebounds \_\_\_\_\_ 1 (2x) last vs. UConn (12/23/17)  
 Field Goals \_\_\_\_\_ 1 vs. Gardner-Webb (12/6/17)  
 Field Goals Att. \_\_\_\_\_ 2 vs. Gardner-Webb (12/6/17)  
 3-Pt. Field Goals \_\_\_\_\_ -  
 3-Pt. Field Goals Att. \_\_\_\_\_ -  
 Free Throws \_\_\_\_\_ -  
 Free Throws Att. \_\_\_\_\_ -  
 Assists \_\_\_\_\_ -  
 Steals \_\_\_\_\_ -  
 Blocks \_\_\_\_\_ -  
 Minutes \_\_\_\_\_ 3 vs. Winthrop (11/24/17)

**HIGH SCHOOL AND PERSONAL DATA:** Averaged 15 points, 10 rebounds and two blocks per game during senior year ... was awarded MVP at conclusion of final campaign ... was a two-time state champion in tennis during sophomore and junior seasons ... National Honors Society member ... son of Forrest and Jean Anne Collier ... has two siblings, Forrest and Caroline ... enrolled in the College of Business.

2017-18 COLLIER GAME-BY GAME

Opp.	Start	Min.	FG-A	3FG-A	FT-A	O-D-T	PF	A	TO	BLK	STL	PTS
Norfolk St.	2	0-0	0-0	0-0	0-0	0-0-0	1	0	0	0	0	0
Indiana St.	-dnp-											
Temple	-dnp-											
Hofstra	-dnp-											
Winthrop	3	0-0	0-0	0-0	0-0	0-0-0	2	0	1	0	0	0
Dayton	-dnp-											
G. Mason	-dnp-											
GWU	2	1-2	0-0	0-0	0-1	0-1-1	0	0	0	0	0	2
UAB	-dnp-											
MTSU	-dnp-											
Murray St.	-dnp-											
UConn	1	0-0	0-0	0-0	0-1	0-1-1	0	0	0	0	0	0
Cornell	-dnp-											
Tennessee	-dnp-											
Arkansas												
Ole Miss												
Miss. St.												
Alabama												
Georgia												
Missouri												
LSU												
Ole Miss												
Vanderbilt												
Texas A&M												
Georgia												
Kentucky												
S. Carolina												
Alabama												
Florida												
Arkansas												
S. Carolina												
Totals												

COLLIER'S CAREER STATISTICS

Year	GP-GS	Min-Avg	FG-FGA	Pct	3FG-A	Pct	FT-FTA	Pct	Off-Def-Tot--Avg	PF-FO	Ast	TO	Blk	Stl	Pts	Avg
2017-18	4-0	8-2.0	1-2	.500	0-0	.000	0-0	.000	0-2-2--0.5	3-0	0	1	0	0	2	0.5
<b>TOTAL</b>	<b>4-0</b>	<b>8-2.0</b>	<b>1-2</b>	<b>.500</b>	<b>0-0</b>	<b>.000</b>	<b>0-0</b>	<b>.000</b>	<b>0-2-2--0.5</b>	<b>3-0</b>	<b>0</b>	<b>1</b>	<b>0</b>	<b>0</b>	<b>2</b>	<b>0.5</b>

## SEASON STATS



**2017-18 Auburn Men's Basketball**  
**Auburn Combined Team Statistics (as of Jan 02, 2018)**  
**All games**



RECORD:	OVERALL	HOME	AWAY	NEUTRAL
ALL GAMES	13-1	7-0	3-0	3-1
CONFERENCE	1-0	0-0	1-0	0-0
NON-CONFERENCE	12-1	7-0	2-0	3-1

#	Player	gp-gs	min	avg	Total		3-Point		F-Throw		Rebounds				pf	dq	a	to	blk	stl	pts	avg
					fg-fga	fg%	3fg-fga	3fg%	ft-fa	ft%	off	def	tot	avg								
02	BROWN, Bryce	14-14	443	31.6	74-186	.398	44-122	.361	31-39	.795	12	21	33	2.4	23	0	35	21	5	12	223	15.9
05	HERON, Mustapha	13-13	338	26.0	65-151	.430	14-48	.292	61-74	.824	15	57	72	5.5	30	1	12	28	0	18	205	15.8
01	HARPER, Jared	14-14	399	28.5	46-120	.383	29-68	.426	55-68	.809	7	28	35	2.5	21	1	75	26	0	14	176	12.6
13	MURRAY, Desean	14-14	308	22.0	55-105	.524	7-16	.438	31-38	.816	39	63	102	7.3	30	0	23	32	9	12	148	10.6
04	OKEKE, Chuma	14-0	297	21.2	41-89	.461	15-35	.429	20-27	.741	35	49	84	6.0	30	1	19	9	8	11	117	8.4
24	MCLEMORE, Anfernee	14-8	287	20.5	45-76	.592	7-21	.333	20-27	.741	33	57	90	6.4	37	1	12	19	47	10	117	8.4
14	DUNBAR, Malik	14-1	185	13.2	33-73	.452	11-32	.344	9-14	.643	9	18	27	1.9	28	1	4	10	6	1	86	6.1
10	MITCHELL, Davion	14-0	255	18.2	23-48	.479	8-24	.333	17-22	.773	6	15	21	1.5	35	1	31	17	0	5	71	5.1
00	SPENCER, Horace	14-6	219	15.6	26-44	.591	0-0	.000	15-20	.750	22	57	79	5.6	37	0	9	15	17	19	67	4.8
21	KEIM, Patrick	6-0	15	2.5	1-2	.500	1-2	.500	1-4	.250	0	2	2	0.3	4	0	0	3	0	0	4	0.7
54	COLLIER, Thomas	4-0	8	2.0	1-2	.500	0-0	.000	0-0	.000	0	2	2	0.5	3	0	0	1	0	0	2	0.5
25	EASTERLING, Brett	5-0	12	2.4	1-2	.500	0-1	.000	0-0	.000	0	1	1	0.2	0	0	0	1	0	0	2	0.4
41	BLACKSTOCK, Cole	6-0	13	2.2	0-0	.000	0-0	.000	2-2	1.000	0	2	2	0.3	3	0	0	0	1	0	2	0.3
22	MACOY, Will	4-0	12	3.0	0-3	.000	0-1	.000	1-2	.500	1	1	2	0.5	2	0	0	0	0	0	1	0.3
12	WILLIAMS, Devontae	5-0	9	1.8	0-1	.000	0-0	.000	1-2	.500	0	1	1	0.2	1	0	1	2	0	0	1	0.2
Team											17	22	39					2				
Total.....		14	2800		411-902	.456	136-370	.368	264-339	.779	196	396	592	42.3	284	6	221	186	93	102	1222	87.3
Opponents.....		14	2800		330-832	.397	121-337	.359	238-319	.746	150	317	467	33.4	292	-	180	217	38	94	1019	72.8

TEAM STATISTICS	AU	OPP
SCORING	1222	1019
Points per game	87.3	72.8
Scoring margin	+14.5	-
FIELD GOALS-ATT	411-902	330-832
Field goal pct	.456	.397
3 POINT FG-ATT	136-370	121-337
3-point FG pct	.368	.359
3-pt FG made per game	9.7	8.6
FREE THROWS-ATT	264-339	238-319
Free throw pct	.779	.746
F-Throws made per game	18.9	17.0
REBOUNDS	592	467
Rebounds per game	42.3	33.4
Rebounding margin	+8.9	-
ASSISTS	221	180
Assists per game	15.8	12.9
TURNOVERS	186	217
Turnovers per game	13.3	15.5
Turnover margin	+2.2	-
Assist/turnover ratio	1.2	0.8
STEALS	102	94
Steals per game	7.3	6.7
BLOCKS	93	38
Blocks per game	6.6	2.7
ATTENDANCE	51109	47936
Home games-Avg/Game	7-7301	3-11453
Neutral site-Avg/Game	-	4-3394

Date	Opponent		Score	Att.
11/10/17	NORFOLK STATE	w	102-74	7419
! 11/16/17	vs Indiana State	w	83-64	2136
! 11/17/17	vs Temple	L	74-88	1970
! 11/19/17	vs Hofstra	w	89-78	2263
11/24/17	WINTHROP	w	119-85	7197
11/29/17	at Dayton	w	73-60	13125
12/03/17	GEORGE MASON	w	79-63	6164
12/06/17	GARDNER-WEBB	w	80-55	6232
12/09/17	UAB	w	85-80	7565
12/16/17	vs Middle Tennessee	w	76-70	7209
12/19/17	at Murray St.	w	81-77	6478
12/23/17	UCONN	w	89-64	8039
12/30/17	CORNELL	w	98-77	8493
* 01/02/18	at Tennessee	w	94-84	14755

! = Gildan Charleston Classic (Charleston, SC)

\* = Conference game

Score by Periods	1st	2nd	Totals
Auburn	618	604	1222
Opponents	453	566	1019



## LAST 5 GAMES



**2017-18 Auburn Men's Basketball**  
**Auburn Combined Team Statistics (as of Jan 02, 2018)**  
**Last 5**



RECORD:	OVERALL	HOME	AWAY	NEUTRAL
ALL GAMES	5-0	2-0	2-0	1-0
CONFERENCE	1-0	0-0	1-0	0-0
NON-CONFERENCE	4-0	2-0	1-0	1-0

#	Player	gp-gs	min	avg	Total		3-Point		F-Throw		Rebounds				pf	dq	a	to	blk	stl	pts	avg
					fg-fga	fg%	3fg-fga	3fg%	ft-fa	ft%	off	def	tot	avg								
05	HERON, Mustapha	5-5	133	26.6	22-58	.379	4-16	.250	30-35	.857	9	21	30	6.0	13	0	3	12	0	7	78	15.6
01	HARPER, Jared	5-5	150	30.0	18-43	.419	11-27	.407	27-30	.900	1	12	13	2.6	6	0	28	10	0	3	74	14.8
02	BROWN, Bryce	5-5	162	32.4	23-64	.359	15-45	.333	8-11	.727	2	6	8	1.6	9	0	15	9	3	3	69	13.8
13	MURRAY, Desean	5-5	105	21.0	17-35	.486	1-3	.333	11-12	.917	10	20	30	6.0	9	0	10	12	4	1	46	9.2
04	OKEKE, Chuma	5-0	97	19.4	16-32	.500	4-9	.444	7-9	.778	16	18	34	6.8	9	1	8	2	5	3	43	8.6
00	SPENCER, Horace	5-0	83	16.6	17-27	.630	0-0	.000	8-10	.800	10	29	39	7.8	12	0	1	3	7	7	42	8.4
14	DUNBAR, Malik	5-0	65	13.0	12-28	.429	7-18	.389	1-1	1.000	2	9	11	2.2	11	1	2	3	3	1	32	6.4
24	MCLEMORE, Anfernee	5-5	100	20.0	13-22	.591	2-7	.286	3-6	.500	8	17	25	5.0	15	0	5	5	15	4	31	6.2
10	MITCHELL, Davion	5-0	78	15.6	8-18	.444	3-12	.250	2-3	.667	4	4	8	1.6	17	1	12	4	0	3	21	4.2
12	WILLIAMS, Devontae	2-0	4	2.0	0-1	.000	0-0	.000	1-2	.500	0	0	0	0.0	0	0	0	0	0	0	1	0.5
22	MACOY, Will	2-0	6	3.0	0-1	.000	0-1	.000	1-2	.500	0	1	1	0.5	0	0	0	0	0	0	1	0.5
21	KEIM, Patrick	2-0	6	3.0	0-1	.000	0-1	.000	0-0	.000	0	0	0	0.0	2	0	0	1	0	0	0	0.0
54	COLLIER, Thomas	1-0	1	1.0	0-0	.000	0-0	.000	0-0	.000	0	1	1	1.0	0	0	0	0	0	0	0	0.0
25	EASTERLING, Brett	2-0	5	2.5	0-0	.000	0-0	.000	0-0	.000	0	0	0	0.0	0	0	0	1	0	0	0	0.0
41	BLACKSTOCK, Cole	2-0	5	2.5	0-0	.000	0-0	.000	0-0	.000	0	0	0	0.0	2	0	0	0	1	0	0	0.0
Team											7	6	13				2					
Total.....		5	1000		146-330	.442	47-139	.338	99-121	.818	69	144	213	42.6	105	3	84	64	38	32	438	87.6
Opponents.....		5	1000		121-313	.387	38-110	.345	92-122	.754	64	122	186	37.2	110	-	59	77	13	30	372	74.4

TEAM STATISTICS	AU	OPP
SCORING	438	372
Points per game	87.6	74.4
Scoring margin	+13.2	-
FIELD GOALS-ATT	146-330	121-313
Field goal pct	.442	.387
3 POINT FG-ATT	47-139	38-110
3-point FG pct	.338	.345
3-pt FG made per game	9.4	7.6
FREE THROWS-ATT	99-121	92-122
Free throw pct	.818	.754
F-Throws made per game	19.8	18.4
REBOUNDS	213	186
Rebounds per game	42.6	37.2
Rebounding margin	+5.4	-
ASSISTS	84	59
Assists per game	16.8	11.8
TURNOVERS	64	77
Turnovers per game	12.8	15.4
Turnover margin	+2.6	-
Assist/turnover ratio	1.3	0.8
STEALS	32	30
Steals per game	6.4	6.0
BLOCKS	38	13
Blocks per game	7.6	2.6
ATTENDANCE	16532	28442
Home games-Avg/Game	2-8266	2-10616
Neutral site-Avg/Game	-	1-7209

Date	Opponent		Score	Att.
12/16/17	vs Middle Tennessee	w	76-70	7209
12/19/17	at Murray St.	w	81-77	6478
12/23/17	UCONN	w	89-64	8039
12/30/17	CORNELL	w	98-77	8493
* 01/02/18	at Tennessee	w	94-84	14755

! = Gildan Charleston Classic (Charleston, SC)

\* = Conference game

Score by Periods	1st	2nd	Totals
Auburn	220	218	438
Opponents	156	216	372

## MEDIA SPOT CHART

(probable starters in orange)



0

## HORACE SPENCER

	GP-GS	PPG	RPG	APG	FG%	FT%
2017-18	14-6	4.8	5.6	0.6	.591	.750
Career	64-36	5.0	4.6	0.4	.485	.532

JR » F » 6-8 » 225 » Philadelphia, Pa. » Findlay Prep

- Since moving to bench role (Dec. 3), shooting 65%, avg 6.5 ppg, 6.0 rpg
- 110 career blk good for 7th in program history; 6th is Pat Burke w/ 133
- **LAST GAME:** 10 pts, 9 reb, 1 blk, 1 stl in 20 min at #23 Tennessee

Career-Highs
Pts _____ 13
Reb _____ 11
Stl _____ 2 (9x)
Blk _____ 7
Min _____ 29



1

## JARED HARPER

	GP-GS	PPG	RPG	APG	FG%	FT%
2017-18	14-14	12.6	2.5	5.4	.363	.809
Career	46-44	11.8	2.1	3.7	.385	.738

SO » G » 5-10 » 170 » Mableton, Ga. » Pebblebrook HS

- Shooting 40% (11-27) from 3-pt range in last 5 games (14.8 ppg)
- Made 30 of 34 FT under 4 min this season (team-best)
- **LAST GAME:** 18 pts, 3 reb, 3 ast, 10-11 FT in 29 min at #23 Tennessee

Career-Highs
Pts _____ 24
Reb _____ 6
Stl _____ 10
Stl _____ 4 (2x)
Min _____ 35



2

## BRYCE BROWN

	GP-GS	PPG	RPG	APG	FG%	FT%
2017-18	14-14	15.9	2.4	2.5	.398	.795
Career	72-38	10.2	2.0	1.2	.362	.777

JR » G » 6-3 » 198 » Stone Mountain, Ga. » Tucker HS

- Made multiple 3s in 12 of 14 games this season
- Held defensive assignment to 34% FG (51-151) and 30 TO thru 14 gm
- **LAST GAME:** 18 pts, 2 reb, 2 ast, 5 3s in 35 min at #23 Tennessee

Career-Highs
Pts _____ 31
Reb _____ 6
Stl _____ 5 (2x)
Stl _____ 3 (6x)
Min _____ 36 (2x)



3

## DANJEL PURIFOY

	GP-GS	PPG	RPG	APG	FG%	FT%
2017-18	-	-	-	-	-	-
Career	29-25	11.5	4.7	1.8	.398	.879

SO » F » 6-7 » 230 » Centreville, Ala. » Hargrave Military Academy

- Has not played this season
- Led team with 88% shooting from the foul line last year
- **LAST GAME:** DNP at #23 Tennessee

Career-Highs
Pts _____ 27 (2x)
Reb _____ 15
Stl _____ 9
Stl _____ 3 (6x)
Min _____ 39



4

## CHUMA OKEKE

	GP-GS	PPG	RPG	APG	FG%	FT%
2017-18	14-0	8.4	6.0	1.4	.461	.741
Career	14-0	8.4	6.0	1.4	.461	.741

FR » F » 6-8 » 230 » Atlanta, Ga. » Westlake HS

- Team is 10-0 when he pulls down 5+ boards and plays 20+ min
- Avg 8.2 pts and 6.3 reb during team's 11-game winning streak
- **LAST GAME:** 11 pts, 5 reb, 4 ast, 2 stl in 22 min at #23 Tennessee

Career-Highs
Pts _____ 15
Reb _____ 10
Stl _____ 4
Blk _____ 2
Min _____ 27



5


## MUSTAPHA HERON

	GP-GS	PPG	RPG	APG	FG%	FT%
2017-18	13-13	15.8	5.5	0.9	.430	.824
Career	45-45	15.3	5.9	1.2	.438	.786

SO » G » 6-5 » 218 » Waterbury, Conn. » Sacred Heart HS

- Team-high 17.6 ppg during 11-game winning streak; also 6.0 rpg
- Scored in double figures in 11 of 13 games this season
- **LAST GAME:** 16 pts, 5 reb, 2 stl in 31 min at #23 Tennessee

Career-Highs
Pts _____ 31
Reb _____ 14
Stl _____ 5
Stl _____ 4
Min _____ 36 (2x)



10

## DAVION MITCHELL

	GP-GS	PPG	RPG	APG	FG%	FT%
2017-18	14-0	5.1	1.5	2.2	.479	.773
Career	14-0	5.1	1.5	2.2	.479	.773

FR » G » 6-1 » 200 » Hinesville, Ga. » Liberty County

- Team is 7-0 when he plays 20+ min off the bench
- Known for on-ball defense and ability to create off the dribble
- **LAST GAME:** 6 pts, 3 ast, 2 reb in 16 min at #23 Tennessee

Career-Highs
Pts _____ 10 (2x)
Reb _____ 4
Stl _____ 5
Stl _____ 1 (3x)
Min _____ 25



13

## DESEAN MURRAY

	GP-GS	PPG	RPG	APG	FG%	FT%
2017-18	14-14	10.6	7.4	1.6	.524	.816
Career	65-65	16.7	7.6	1.7	.533	.720

JR » F » 6-3 » 225 » Stanley, N.C. » Presbyterian College

- Despite being undersized, leads AU and ranks 5th in SEC in reb (7.3)
- Avg 9.2 ppg, 6.0 reb, while shooting 49% from floor in last 5 games
- **LAST GAME:** 7 pts, 6 reb, 1 stl in 15 min at #23 Tennessee

Career-Highs
Pts _____ 34
Reb _____ 18
Stl _____ 8
Blk _____ 4
Min _____ 37



14

## MALIK DUNBAR

	GP-GS	PPG	RPG	APG	FG%	FT%
2017-18	14-1	6.1	1.9	0.3	.452	.643
Career	73-58	11.7	4.9	1.1	.449	.714

JR » G/F » 6-6 » 230 » North Augusta, S.C. » Col. of Central Florida

- 7 for 18 from 3-pt land in last 5 games, despite starting season 4 of 15
- Avg 6.4 ppg in last 5 games off the bench
- **LAST GAME:** 2 pts, 2 reb, 1 ast in 12 min at #23 Tennessee

Career-Highs
Pts _____ 32
Reb _____ 12 (2x)
Stl _____ 8
Blk _____ 4
Min _____ 40 (2x)



21

## PATRICK KEIM

	GP-GS	PPG	RPG	APG	FG%	FT%
2017-18	6-0	0.7	0.3	0.0	.500	.250
Career	42-0	0.5	0.5	0.2	.217	.353

SR » G » 6-0 » 186 » Birmingham, Ala. » Mountain Brook HS

- Former walk-on awarded scholarship after Gardner-Webb game (Dec. 6)
- Lone senior on roster appeared in 42 career games
- **LAST GAME:** DNP at #23 Tennessee

Career-Highs
Pts _____ 3 (5x)
Reb _____ 2 (5x)
Stl _____ 2
Stl _____ 1 (4x)
Min _____ 19



22


## WILL MACOY

	GP-GS	PPG	RPG	APG	FG%	FT%
2017-18	4-0	0.3	0.5	0.0	.000	.500
Career	8-0	1.1	0.4	0.0	.333	.500

SO » G » 6-4 » 190 » Birmingham, Ala. » Vestavia Hills HS

- Walk-on with loads of athleticism, primarily practice squad player
- Played in 4 games this season
- **LAST GAME:** DNP at #23 Tennessee

Career-Highs
Pts _____ 8
Reb _____ 1 (2x)
Stl _____ -
Stl _____ 1
Min _____ 5



24


## ANFERNEE MCLEMORE

	GP-GS	PPG	RPG	APG	FG%	FT%
2017-18	14-8	8.4	6.4	0.9	.592	.741
Career	46-9	6.3	5.1	0.4	.644	.647

SO » F » 6-7 » 220 » Warwick, Ga. » Worth County HS

- Blk total (47) is more than 171 D-I teams this year; 1st SEC, 7th nationally
- Avg 7.2 ppg, 6.6 reb, 3.3 blk during 11-game winning streak
- **LAST GAME:** 6 pts, 9 reb, 3 blk in 20 min at #23 Tennessee

Career-Highs
Pts _____ 19 (2x)
Reb _____ 13
Stl _____ 2 (3x)
Blk _____ 6
Min _____ 28



41

## COLE BLACKSTOCK

	GP-GS	PPG	RPG	APG	FG%	FT%
2017-18	6-0	0.3	0.3	0.0	.000	1.000
Career	14-0	0.5	0.3	0.0	1.000	1.000

JR » F » 6-9 » 260 » Killen, Ala. » Brooks HS

- Walk-on who competes primarily as practice squad player
- Made every shot (1-1) and free throw attempt (5-5) in his career
- **LAST GAME:** DNP at #23 Tennessee

Career-Highs
Pts _____ 3
Reb _____ 2
Stl _____ -
Blk _____ 1
Min _____ 3 (4x)



50

## AUSTIN WILEY

	GP-GS	PPG	RPG	APG	FG%	FT%
2017-18	-	-	-	-	-	-
Career	23-22	-	3.5	0.2	.584	.491

SO » C » 6-11 » 260 » Hoover, Ala. » Calusa Prep

- Has not played this season
- Captained USA U19 World Cup Team during summer
- **LAST GAME:** DNP at #23 Tennessee

Career-Highs
Pts _____ 25
Reb _____ 11
Stl _____ 1 (5x)
Blk _____ 4 (3x)
Min _____ 26