



2017-18 MEN'S BASKETBALL GAME NOTES

Ole Miss Athletics Communications | 908 All-American Dr. | University, MS 38677 | 662-915-7031

MBB Contact: Adam Kuffner | kuffner@olemiss.edu | 662-816-0497 (c)

Web: OleMissSports.com, OleMissHoops.com | Twitter: @OleMissSports, @OleMissMBB

Facebook: Facebook.com/OleMissSports, Facebook.com/OleMissMBB | Blog: OleMissSports.com/Blog

2017-18 SCHEDULE

Date	Opponent [TV]	Time/Result
11/5	NORTH ALABAMA (Ex.) [SECN+]	W, 94-53
11/10	LOUISIANA [SECN+]	W, 94-76
11/13	EASTERN KENTUCKY [SECN+]	W, 85-75
11/17	GEORGIA STATE [SECN+]	W, 77-72
11/20	vs. NR/RV Utah^ [AT&T SportsNet]	L, 74-83
11/22	vs. Rice^ [ESPN2]	W, 79-62
11/28	SOUTH DAKOTA STATE [SECN+]	L, 97-99 (OT)
12/2	NR/RV VIRGINIA TECH [SECN+]	L, 80-83 (OT)
12/9	at Middle Tennessee [Stadium]	L, 58-77
12/13	SAM HOUSTON STATE [SECN+]	W, 82-69
12/16	ILLINOIS STATE [SEC Network]	L, 97-101 (OT)
12/19	TEXAS A&M-CORPUS CHRISTI [SECN]	W, 85-63
12/22	BRADLEY [SECN+]	W, 82-59
12/31	SOUTH CAROLINA* [ESPN2]	W, 74-69
1/3	at Georgia* [SEC Network]	L, 60-71
1/6	RV/NR MISSISSIPPI STATE* [SEC Network]	W, 64-58
1/9	at #22/24 Auburn* [ESPN2]	L, 70-85
1/13	RV/RV FLORIDA* [CBS]	W, 78-72
1/16	at Texas A&M* [SEC Network]	L, 69-71
1/20	at Arkansas* [SEC Network]	2:30 p.m.
1/23	ALABAMA* [SEC Network]	7:30 p.m.
1/27	at Texas% [ESPN2]	1 p.m.
1/30	AUBURN* [SEC Network]	8 p.m.
2/3	at Tennessee* [SEC Network]	5 p.m.
2/6	MISSOURI* [SEC Network]	8 p.m.
2/10	at LSU* [ESPN2]	3 p.m.
2/13	ARKANSAS [SEC Network]	6 p.m.
2/17	at Mississippi State* [SEC Network]	7:30 p.m.
2/20	at RV/RV Missouri* [ESPN2]	8 p.m.
2/24	TENNESSEE* [SEC Network]	12 p.m.
2/28	at Kentucky* [ESPN2]	6 p.m.
3/3	VANDERBILT* [SEC Network]	7:30 p.m.

* SEC Game | Ranking: AP/USA TODAY | All Times CT

^ MGM Resorts Main Event (Las Vegas)

% Big 12/SEC Challenge



Arkansas

RAZORBACKS

(12-6, 2-4 SEC)

Head Coach: Mike Anderson

Career: 340-178/16th

At UA: 140-80/7th

GAME 19

Date: Saturday, January 20, 2018

Time: 2:30 p.m. CT

Location: Fayetteville, Ark.

Arena: Bud Walton Arena (19,368)

Television: SEC Network

Richard Cross, play-by-play

Barry Booker, analyst

Radio: Ole Miss IMG Sports Network

David Kellum, play-by-play

Marc Dukes, analyst

Live Audio: OleMissSports.com

Live Video: WatchESPN.com

Series: Arkansas leads 45-32

Last Meeting: March 10, 2017

Arkansas won 73-72

Nashville, Tenn. (SEC Tournament)



Ole Miss

REBELS

(10-8, 3-3 SEC)

Head Coach: Andy Kennedy

Career: 265-161/13th

At OM: 244-148/12th

TIPOFF TIDBITS

- Saturday's matchup will be a battle between the teams with the best assist/turnover ratios in the SEC.
- The Rebels rank 23rd nationally in assist/turnover ratio (1.4); **Deandre Burnett** ranks 21st individually (second in the SEC) with a 3.0 assist/turnover ratio, producing eight assists and zero turnovers Tuesday night at Texas A&M.
- Last season, **Terence Davis** and **Deandre Burnett** averaged 25.0 ppg and 21.5 ppg, respectively, versus Arkansas.
- The Rebels are playing back-to-back road games for the first time this season.
- Ole Miss is 12-7 versus Arkansas under **Andy Kennedy**.
- The Rebels have won five of the past seven contests in Bud Walton Arena.
- Ole Miss is coming off a heartbreaking setback at Texas A&M, 71-69.
- The Rebels are 98th in the RPI; Ole Miss has finished in the top 100 of the RPI in all 11 seasons under **Andy Kennedy**, one of 20 programs to do that.
- Ole Miss has alternated wins and losses through the first six games of SEC play (3-0 at home, 0-3 on the road).
- The Rebels are 9-1 when shooting over 30 percent from beyond the arc.
- Senior **Deandre Burnett** is averaging 19.7 ppg in the Rebels' three SEC wins.
- Sophomore **Breein Tyree** is averaging 13.0 ppg in SEC play.
- When he starts, junior **Bruce Stevens** averages 15.9 ppg; he is averaging 21.0 ppg over the last two contests.
- Guards are accounting for 70.5 percent of the Rebels' scoring.
- Ole Miss is in the 12th season of the **Andy Kennedy** era; Kennedy, the Dean of the SEC, is the winningest coach in school history with 244 victories. With 101 SEC wins, he is one of only 23 coaches all-time with 100 SEC victories.
- The Rebels are one of two SEC teams to have a .500-or-better SEC record in each of the last six seasons.
- Ole Miss has posted conference records over .500 in each of the last three seasons, the first time they have done that since 1936-1938.
- Senior **Marcanvis Hymon** ranks 10th in school history with 91 career blocks.
- Ole Miss is one of 11 teams nationwide to have at least 10 different starting lineups this season.

PROJECTED OLE MISS STARTERS



G | 4 | BREEIN TYREE

6-2 | 192 | So. | Somerset, N.J.

PTS	REB	AST	STL	FG%	FT%
10.1	2.4	2.8	0.9	40.0	69.6



G | 1 | DEANDRE BURNETT

6-2 | 192 | Sr. | Miami Gardens, Fla.

PTS	REB	AST	STL	FG%	FT%
14.3	2.1	4.9	0.4	41.8	82.3



G | 5 | MARKEL CRAWFORD

6-4 | 210 | Gr. | Memphis, Tenn.

PTS	REB	AST	STL	FG%	FT%
10.3	3.7	1.9	1.0	39.6	73.8



F | 12 | BRUCE STEVENS

6-8 | 252 | Jr. | Louin, Miss.

PTS	REB	BLK	STL	FG%	FT%
10.3	4.9	1.1	0.7	54.2	72.6



C | 13 | DOMINIK OLEJNICZAK

7-0 | 255 | So. | Torun, Poland

PTS	REB	BLK	STL	FG%	FT%
3.9	2.7	0.7	0.6	57.1	58.3

OLE MISS STYLE GUIDE

NAME

Ole Miss (preferred)
University of Mississippi
~~Mississippi~~

NICKNAME

Rebels

0
G**DEVONTAE SHULER**

6-2 | 192 | Fr. | Irmo, S.C. | Major: Journalism

PTS	REB	AST	STL	FG%	FT%
8.1	2.8	1.2	1.4	38.6	73.3

LAST GAME: Scored five points in 13 minutes off the bench**NOTES:** Leads the team in steals (25), ranking sixth in the SEC ... Five games with at least three steals ... Scored a career-high 19 points vs. South Dakota St. (Nov. 28) His 14 points in his debut was the most by a Rebel freshman in a season opener since 20071
G**DEANDRE BURNETT**

6-2 | 192 | Sr. | Miami Gardens, Fla. | Major: General Studies

PTS	REB	AST	STL	FG%	FT%
14.3	2.1	4.9	0.4	41.8	82.3

LAST GAME: Scored seven points, dished out eight assists with zero turnovers**NOTES:** Ranks second in the SEC and 21st nationally in assist/turnover ratio (3.0) ... Averages 19.7 ppg in SEC wins ... 86.3 percent free throw shooter for his career (271 of 314), on pace for second in school history ... 981 career points (786 at Ole Miss, 195 at Miami)2
F**MARCANVIS HYMON**

6-7 | 220 | Sr. | Memphis, Tenn. | Major: General Studies

PTS	REB	AST	BLK	FG%	FT%
5.3	5.7	0.9	1.1	59.4	43.3

LAST GAME: Scored six points, going 3 of 4 from the field, and added one rebound**NOTES:** Leads the team in blocks (20) ... Recorded his third career double-double in the season opener, tallying 12 points and pulling down 13 boards ... 91 career blocks (team-high 40 last season), 10th all-time in school history3
G**TERENCE DAVIS**

6-4 | 201 | Jr. | Southaven, Miss. | Major: General Studies

PTS	REB	AST	BLK	FG%	FT%
13.1	6.1	2.7	1.0	40.2	67.4

LAST GAME: Scored 12 points to go along with seven rebounds and six assists**NOTES:** Averaged 16.8 ppg in non-conference play ... Four 20-point games this season ... Has scored double digits in 27 of 33 games dating back to last season ... 2nd team Preseason All-SEC ... Scored 1.8 ppg as a freshman, 14.9 ppg as a sophomore4
G**BREEIN TYREE**


6-2 | 192 | So. | Somerset, N.J. | Enrolled in the College of Liberal Arts

PTS	REB	AST	STL	FG%	FT%
10.1	2.4	2.8	0.9	40.0	69.6

LAST GAME: Scored 11 points, all in the first half, and grabbed five rebounds**NOTES:** Averaging 13.0 ppg in SEC play ... Tied his career high with 24 points at Auburn (Jan. 9), also making a career-high four 3s ... Scored all 16 of his points in the second half in the win over MSU (Jan. 6) ... Vice-Chair of the SEC Basketball Leadership Council5
G**MARKEL CRAWFORD**


6-4 | 210 | Gr. | Memphis, Tenn. | Major: Criminal Justice

PTS	REB	AST	STL	FG%	FT%
10.3	3.7	1.9	1.0	39.6	73.8

LAST GAME: Scored all four of his points from the FT line**NOTES:** Leads team in minutes (30.3 per game), 16th in the SEC ... 946 career points (761 at Memphis, 185 at Ole Miss) ... Season-high 19 points vs. South Dakota St. (Nov. 28) ... Transferred from Memphis, where he led the Tigers with 42 3-pointers last year10
G**ANTONIO MORGANO**


5-10 | 165 | R-Fr. | Morgantown, W. Va. | Major: Political Science

PTS	REB	AST	STL	FG%	FT%
0.0	0.0	0.0	0.0	--	--

LAST GAME: Did not play**NOTES:** Made his Rebel debut, playing the final minute in the win over Bradley (Dec. 22) ... Walk-on who redshirted last season ... As a high school senior, named honorable mention all-state, leading team to a 27-0 record and Class AAA State Championship11
F**ERIC HORN**


6-7 | 185 | So. | Los Gatos, Calif. | Major: General Business

PTS	REB	BLK	STL	FG%	FT%
0.0	1.0	0.0	0.0	--	--

LAST GAME: Did not play**NOTES:** Made his Rebel debut, playing the final minute in the win over Bradley (Dec. 22) ... Walk-on who played one season at Cuesta College ... Averaged 2.8 points and 4.1 rebounds over 27 games ... Has traveled to China for service work12
F**BRUCE STEVENS**


6-8 | 252 | Jr. | Louin, Miss. | Major: General Studies

PTS	REB	AST	BLK	FG%	FT%
10.3	4.9	1.1	0.7	54.2	72.6

LAST GAME: Had a team-high 20 points and nine rebounds, 9 of 15 from the field**NOTES:** Has scored at least 20 points in each of the last two games ... Tallied 22 points in the win over Florida (Jan. 13) ... Has started seven games, averaging 15.9 ppg in those contests ... Scored a career-high 27 points (13 of 16 from the line) vs. Illinois St. (Dec. 16)13
C**DOMINIK OLEJNICZAK**


7-0 | 255 | So. | Torun, Poland | Major: General Studies

PTS	REB	BLK	STL	FG%	FT%
3.9	2.7	0.7	0.6	57.1	58.3

LAST GAME: Had two points, two rebounds and both of the team's blocks**NOTES:** Has started 10 games at center ... Recorded his first career double-double (10 points, 10 rebounds) against Auburn (Jan. 9) ... Scored a career-high 15 points vs. Texas A&M-Corpus Christi (Dec. 19) ... Redshirted last season (transfer from Drake)20
G**D.C. DAVIS**


5-11 | 175 | Jr. | Purvis, Miss. | Major: General Studies

PTS	REB	AST	STL	FG%	FT%
0.3	0.0	0.1	0.1	0.0	50.0

LAST GAME: Did not play**NOTES:** Earned his first career start in the win over Texas A&M-Corpus Christi (Dec. 19), recording one point, one steal and one assist ... Has played in three games this season ... Teammate with fellow Rebel Bruce Stevens for two seasons at Jones County22
F**KARLIS SILINS**


6-11 | 245 | R-Fr. | Riga, Latvia | Major: Psychology

PTS	REB	BLK	STL	FG%	FT%
--	--	--	--	--	--

LAST GAME: Did not play due to injury**NOTES:** Out indefinitely after re-injuring his left knee and undergoing surgery ... Played in eight games but earned a medical redshirt after suffering an ACL injury in December and missing the remainder of last season24
G**LANE BELOW**


6-1 | 185 | Sr. | Advance, Mo. | Major: General Studies

PTS	REB	AST	STL	FG%	FT%
0.0	0.0	0.0	0.0	--	--

LAST GAME: Did not play**NOTES:** Played the final minute in the win over Bradley (Dec. 22) ... Walk-on who played in four games, averaging 0.5 points in 1.5 minutes per game last year, his first season as a Rebel ... Transferred from Three Rivers C.C.34
G**ILYA TYRTYSHNIK**

6-3 | 185 | Fr. | Kiev, Ukraine | Major: Sport & Recreation Management

PTS	REB	AST	STL	FG%	FT%
0.0	0.7	0.0	0.0	0.0	--

LAST GAME: Did not play**NOTES:** Has appeared in the final minutes of three games ... Rated one of the top guard prospects in the 2017 class by Eurohopes Scouting Service ... Played in the FIBA U20 European Championships this past summer in Crete, Greece50
F**JUSTAS FURMANAVICIUS**

6-7 | 210 | Sr. | Kaunas, Lithuania | Major: General Studies

PTS	REB	BLK	STL	FG%	FT%
3.4	2.9	0.9	0.5	48.8	80.0

LAST GAME: Scored two points in five minutes, going 2 for 2 at the line**NOTES:** Has started five games ... Knocked down a career-high five 3s and tied his career high in points (15) vs. Texas A&M-Corpus Christi ... Ranks third on the team with 16 blocks ... Has played in every game since he arrived on campus (54 games)

CAREER RECORD AS A HEAD COACH:

265-161 (.622 winning pct. / 13 Seasons)

RECORD AS OLE MISS' HEAD COACH:

244-148 (.622 winning pct. / 12 Seasons)

COACHING HONORS

2013 SEC Coach of the Year (NBCSports.com)
 2009 Clair Bee National Coach of the Year Finalist
 2007 SEC Coach of the Year (Associated Press)
 2006 BIG EAST Coach of the Year (CBS Sportsline, New York Post)
 2004 One of nation's "Top 10 Assistant Coaches" (Athlon)
 2004 One of nation's "Top 20 Recruiters" (Rivals.com)

**COACHING CAREER**

Season	School	Position	Record/Postseason
1994-95	So. Alabama	Assistant Coach	8-15
1996-97	UAB	Assistant Coach	18-14/NIT
1997-98	UAB	Assistant Coach	21-12/NIT
1998-99	UAB	Assistant Coach	20-12/NCAA
1999-00	UAB	Assistant Coach	14-14
2000-01	UAB	Assistant Coach	17-14
2001-02	Cincinnati	Asst. Coach/Recruiting Coordinator	31-4/NCAA
2002-03	Cincinnati	Asst. Coach/Recruiting Coordinator	17-12/NCAA
2003-04	Cincinnati	Asst. Coach/Recruiting Coordinator	25-7/NCAA
2004-05	Cincinnati	Assoc. Head Coach/Recruiting Coord.	25-8/NCAA
2005-06	Cincinnati	Interim Head Coach	21-13/NIT Quarters
2006-07	Ole Miss	Head Coach	21-13/NIT
2007-08	Ole Miss	Head Coach	24-11/NIT Semi
2008-09	Ole Miss	Head Coach	16-15
2009-10	Ole Miss	Head Coach	24-11/NIT Semi
2010-11	Ole Miss	Head Coach	20-14/NIT
2011-12	Ole Miss	Head Coach	20-14/NIT
2012-13	Ole Miss	Head Coach	27-9/NCAA 3rd Rd
2013-14	Ole Miss	Head Coach	19-14
2014-15	Ole Miss	Head Coach	21-13/NCAA 2nd Rd
2015-16	Ole Miss	Head Coach	20-12
2016-17	Ole Miss	Head Coach	22-14/NIT Quarters
2017-18	Ole Miss	Head Coach	10-8

PLAYING CAREER

1982-84 Two-time All-State selection at Winston Academy (Louisville, Miss.)
 1983 State Champions
 1984-86 Two-time All-State selection at Louisville HS
 1986 Parade All-American, Mississippi Player of the Year
 1986-87 Freshman at North Carolina State, coached by Jim Valvano
 1987 ACC Tournament Champions
 1988-91 Three-year letterman at UAB, coached by Gene Bartow
 1991 Honorable Mention All-America Selection (Basketball Times)
 Two-time All-Sun Belt Conference (1990, 1991)
 School's 2nd all-time leading scorer (1,787 points)
 Still holds more than 15 school records, including season average of 21.8 ppg
 1990 Sun Belt Conference Champions, NCAA Tournament
 1989 NIT Final Four
 1991-94 Played professionally in the NBA (Charlotte) and in Greece, Spain, Holland and Puerto Rico

EDUCATION: Bachelor of Arts in History, UAB 1991**KENNEDY MAKING HIS MARK AT OLE MISS**

- The all-time winningest coach in Ole Miss history
- Two-time SEC Coach of the Year (2007, '13)
- 2013 SEC Tournament Title
- 2013 NCAA Third Round
- 2015 NCAA Second Round
- Two SEC Western Division Titles (2007, '10)
- Two NIT Final Four appearances (2008, '10)
- Eight postseason berths (2007, '08, '10, '11, '12, '13, '15, '17)
- Tied the school record with 27 wins in 2013.
- Nine 20+ win seasons (2007 - 21, '08 - 24, '10 - 24, '11 - 20, 12 - 20, '13-27, '15-21, '16-20, '17-22)
- Ole Miss was the only team in the SEC recognized by the NCAA in 2011-12 season for being in the top-10 percent of teams in the men's basketball Academic Progress Rate.
- More postseason wins (11) than any coach in program history.
- Reached 100 wins faster than any coach in school history (158 games).
- First coach to lead Ole Miss to 11-straight winning seasons.
- Led Rebels to nine 20-plus win seasons in first 11 years and program recorded seven such seasons in first 96 years. Also, first coach to lead Ole Miss to four consecutive 20-win seasons.
- The Rebels have been nationally ranked a total of 18 weeks during Kennedy's tenure, rising as high as 14th.
- Has coached the school's all-time leading rebounder, shot blocker and 3-point FG shooter.
- Boasts the fifth-most wins in SEC history by a coach in his first 12 years in the league with one school at 244 trailing just Billy Donovan, Florida (285), Joe B. Hall, Kentucky (279), Wimp Sanderson, Alabama (265) and Rick Stansbury, Mississippi State (255).
- One of 23 coaches in SEC history with 100 wins in SEC regular season games.
- First coach in SEC history to post 11 straight winning seasons after taking over a program with four consecutive losing seasons.
- Ole Miss has led the SEC in scoring at just under 75.0 ppg in the 11 seasons under Kennedy.
- One of nine active head coaches who have coached at least 11 years without a losing season.
- Ole Miss and Kentucky are the only two programs in the SEC to have finished .500 or better in the conference each of the last six seasons.
- Ole Miss has had eight seasons with a .500 or better record in SEC in each Kennedy's 11 years, while the Rebels had 17 such seasons in the 96 years before his arrival.
- Fifth coach in SEC history to guide his teams to 20+ wins in nine of his first 11 seasons. The others: Billy Donovan (Florida), Joe B. Hall (Kentucky), Nolan Richardson (Arkansas) and Tubby Smith (Georgia/Kentucky).
- Fourth coach in SEC history with 45 or more wins in his first two seasons at a league school. The others: Tubby Smith (63 at Kentucky, 45 at Georgia), Eddie Sutton (50 at Kentucky) and Bruce Pearl (46 at Tennessee).
- Ole Miss season and single-game attendance records have been shattered.
- Ole Miss led the SEC in scoring (77.2) for the first time in school history in 2012-13.
- Ole Miss team statistical records in nearly every offensive category and some defensive categories have been established, as well as many individual records.
- Ole Miss is third in the SEC behind Florida and Kentucky for the most All-SEC selections in the last 11 years (16).
- In 2007-08, Ole Miss set school records for longest winning streak and most wins to start a season.
- In 2006-07, Ole Miss won the most games (21) by a first-year Rebel head coach and received SEC Coach of the Year honors.



SUCCESS UNDER AKA



Has averaged 21.3 wins per seasons over his 11 seasons after the program had only won 21 or more games three times in the program's history prior to AK's arrival (96 seasons)

RANKS
18TH -IN- SEC
HISTORYTH
234 TOTAL WINS

1. Billy Donovan (Florida)	261	<div></div>
2. Joe B. Hall (Kentucky)	250	<div></div>
3. Wimp Sanderson (Alabama)	239	<div></div>
4. Andy Kennedy (Ole Miss)	234	<div></div>

to post 11 consecutive winning seasons after taking over a program coming off four straight losing seasons

to have recorded 20 wins or more 9 times in 11 seasons. (Billy Donovan, Tubby Smith, Nolan Richardson, Joe B. Hall)

with 12 or more consecutive winning seasons to start career:

Player	Appearances
Jim Boeheim	41
Roy Williams	29
Tom Izzo	22
Mark Few	18
Jamie Dixon	14
Sean Miller	13
Andy Kennedy	12
Dave Rose	12

to finish in the top 100 RPI for 11 consecutive seasons:



Only Ole Miss and Kentucky have accomplished this feat.

2X COACH OF THE YEAR SEC

16 ALL-SEC SELECTIONS

2^{SEC} WEST
DIVISION TITLES (2007, 2010)



**2013 SEC TOURNAMENT
CHAMPION**



2 NIT FINAL FOUR APPEARANCES

33 SCHOOL RECORDS

(16 team, 17 individual)



NO DETAIL WAS OVERLOOKED. WITH FANS ON TOP OF THE ACTION AND TECHNOLOGY IN EVERY CORNER, IT'S THE PERFECT NEW ARENA. NO ONE IN COLLEGE BASKETBALL INCREASED THEIR HOME COURT ADVANTAGE MORE THAN THE REBELS. – TOM HART, ESPN

🏆 SEASON ATTENDANCE
RECORD OF 7,993 IN 2014-15

🏆 TOP-10 HIGHEST SINGLE-GAME ATTENDANCE
MARKS ALL DURING KENNEDY ERA

🏆 PROGRAM-RECORD SIX STRAIGHT SEC SELLOUT
GAMES DURING THE 2012-13 SEASON

OLE MISS QUICK FACTS

Name...Ole Miss (The University of Mississippi)
Nickname..... Rebels
Location..... Oxford, Mississippi
Founded..... November 6, 1848
Enrollment..... 23,780
School Colors..... Cardinal Red and Navy Blue
Mascot..... Rebel
Chancellor Dr. Jeffrey S. Vitter
Faculty Representative Dr. Ron Rychlak
Athletics Director Ross Bjork
Conference Southeastern (SEC)
2016-17 Record 22-14
SEC Record/Finish 10-8/t-5th SEC
Postseason..... NIT Quarterfinals
Lettermen Returning/Lost 7/5
Starters Returning/Lost 4/1
Newcomers 8

MEDIA SERVICES

CREDENTIALS

Please contact the Athletics Communications Office for game credentials. Requests for credentials should be emailed to Adam Kuffner (kuffner@olemiss.edu) and will be limited to working members of the media. Credentials will be held at the will-call table located at the media entrance on the southwest corner of The Pavilion at Ole Miss.

Priority will be given to media representatives that cover Ole Miss Basketball on a regular basis. Credentials are non-transferable. Unauthorized use is strictly prohibited.

INTERVIEW POLICY

All interview requests — coaches and players — **MUST** be coordinated through the Communications Office. During the week, head coach Andy Kennedy and Rebel players will generally be available for interviews at the Tuohy Center before practice on Mondays, unless arranged otherwise. Please email or text your player requests to Adam Kuffner by 5 p.m. of the day prior to interviews. There will be no gameday player interviews until after the game.

PRACTICE POLICY

Ole Miss Basketball practices and walk-throughs are closed to the public and the media.

WEEKLY TELECONFERENCE

The Southeastern Conference conducts a bi-weekly Monday morning teleconference with all 14 men's basketball head coaches beginning in January and running through the end of the season. Coach Kennedy is on the teleconference at 11:10 a.m. CT.

PARKING

Media parking is located in the garage or at the Ole Miss Track Complex. Media members should request parking in advance. Media members that attend practices, press conferences and other on-campus events during the week should make arrangements with campus parking by visiting olemiss.edu/parking/media.html.

POSTGAME INTERVIEWS

Both team locker rooms are CLOSED to the media following the game, by facility policy. Visiting coach and player interviews will address the media in the media workroom following a cooling off period approximately 10 minutes after the game. Ole Miss head coach Andy Kennedy and selected Ole Miss players will address the media following the visiting team.

PARTY LIKE IT'S 1959

Playing their 108th season of college basketball, the Rebels are 1,291-1,290 all-time. After a win over Eastern Kentucky (Nov. 13) earlier this season, Ole Miss moved its all-time winning percentage over .500 for the first time since Jan. 12, 1959 when they were 441-440 overall. To put that in perspective, a gallon of gas cost 25 cents, while 1959 was also the year that Alaska and Hawaii became states. As a program, Ole Miss was 95 games under .500 when **Andy Kennedy** took over in Oxford prior to the 2006-07 season.

SCOUTING ARKANSAS

Arkansas enters Saturday's matchup with a 12-6 record, including a 2-4 mark in SEC play. The Razorbacks dropped a road battle to Florida 88-73 on Wednesday but held on to beat Missouri at home last weekend, snapping a three-game losing streak. Arkansas leads the SEC in assist/turnover ratio (1.5), ranking 17th in the nation. Taking care of the basketball, the Razorbacks' 10.7 turnovers per game are the 11th-fewest in the country. Senior guard Jaylen Barford leads the team in scoring, ranking third in the SEC with 18.9 ppg. Fellow classmate Daryl Macon adds 15.6 ppg, while leading the team in assists (74) and steals (22). Bursting onto the scene as a freshman, forward Daniel Gafford has scored 12.1 ppg to go along with a team-high 35 blocks. Another player averaging double figures is Anton Beard (10.6 ppg), one of only two Razorbacks that has started all 18 games. Mike Anderson is in his seventh season as Arkansas head coach. He spent 17 seasons as an assistant for the Razorbacks, then went on to lead UAB (2002-06) and Missouri (2006-11) before returning to Arkansas.

SERIES HISTORY

Saturday's game will be the 78th meeting between the two schools, with the Razorbacks holding an all-time series lead of 45-32. The series began in 1937 and Arkansas won 32 of the first 38 meetings, but Ole Miss has won 24 of the last 36 meetings and 11 of the last 16. Arkansas swept last season's series with a win at home before knocking the Rebels out of the SEC Tournament. The Hogs hold a 16-11 advantage in Fayetteville, but the Rebels have won five of the past seven games at Bud Walton Arena. Head coach Andy Kennedy is 12-7 all time versus the Razorbacks, including 5-4 in Fayetteville.

COMPARING THE TEAMS

Statistic	Ole Miss	Arkansas
Scoring Offense	78.1	84.4
Scoring Defense	74.7	75.7
Scoring Margin	+3.3	+8.7
Field Goal Pct.	.438	.491
Opp. Field Goal Pct.	.421	.436
3-Point Pct.	.328	.392
Opp. 3-Point Pct.	.355	.349
Free Throw Pct.	.718	.655
Rebounds Per Game	38.1	35.4
Opp. Rebounds Per Game	38.4	35.8
Rebound Margin	-0.3	-0.3
Assists Per Game	16.1	15.6
Turnovers Per Game	11.4	10.7
Opp. Turnovers Per Game	13.2	14.4
Turnover Margin	+1.8	+3.7
Steals Per Game	6.6	6.4
Blocks Per Game	5.1	4.7

OLE MISS REBEL ROSTER

No.	Name	Pos.	Ht.	Wt.	Yr.	Hometown (High School/Other School)
0	Devontae Shuler	G	6-2	192	Fr.	Irmo, S.C. (Oak Hill Academy)
1	Deandre Burnett	G	6-2	192	Sr.	Miami Gardens, Fla. (Miami (Fla.))
2	Marcanvis Hymon	F	6-7	220	Sr.	Memphis, Tenn. (Whitehaven)
3	Terence Davis	G	6-4	201	Jr.	Southaven, Miss. (Southaven)
4	Breein Tyree	G	6-2	192	So.	Somerset, N.J. (St. Joseph HS)
5	Markel Crawford	G	6-4	210	Gr.	Memphis, Tenn. (Memphis)
10	Antonio Morgano	G	5-10	165	R-Fr.	Morgantown, W. Va. (Morgantown)
11	Eric Horn	F	6-7	185	So.	Los Gatos, Calif. (Cuesta College)
12	Bruce Stevens	F	6-8	252	Jr.	Louin, Miss. (Jones County JC)
13	Dominik Olejniczak	C	7-0	255	So.	Torun, Poland (Drake)
20	D.C. Davis	G	5-11	175	Jr.	Purvis, Miss. (Jones County JC)
22	Karlís Silins	F	6-11	245	R-Fr.	Riga, Latvia (WEF Skola)
24	Lane Below	G	6-1	185	Sr.	Advance, Mo. (Three Rivers CC)
34	Ilya Tyrtyschnik	G	6-3	185	Fr.	Kiev, Ukraine (GBA Prague)
50	Justas Furmanavicius	F	6-7	210	Sr.	Kaunas, Lithuania (Three Rivers CC)

Head Coach:

Andy Kennedy (UAB, 1991), 12th Year

Assistant Coaches:

Tony Madlock (Memphis, 1991), Fourth Year
Todd Abernethy (Ole Miss, 2007), Fourth Year
Rahim Lockhart (Ole Miss, 2001), First Year

Coordinator of Basketball Operations: James Hark

Coordinator of Video Services: Nathan Dye

PRONUNCIATIONS

Lane BELOW	buh-LOO
JUSTAS FURMANAVICIUS	YOO-stuss fur-mah-NAH-vih-chuss
MARCANVIS Hymon	Mar-CAN-vis
DOMINIK OLEJNICZAK	DAH-mih-nick oh-la-NEE-chak
DEVONTAE Shuler	duh-VON-tay
KARLIS SILINS	KAR-lis SHILL-insh
Ilya TYRTYSHNIK	ter-TEESH-nick

LAST TIME WE MET

The last time the Rebels and Razorbacks met, Arkansas squeaked out a 73-72 win in the quarterfinals of the SEC Tournament (March 10, 2017). Ole Miss, fresh off beating Missouri in the Rebels' tournament opener, jumped out to a 17-8 lead on a 3-pointer by **Terence Davis**. After that, neither team led by more than six in a game featuring 13 ties, including 40-40 at halftime, along with 12 lead changes. **Breein Tyree** gave Ole Miss its last lead at 70-69 with a 3-pointer with 1:47 to go. The Rebels didn't score again until a layup that was too little and too late. An Arkansas layup made it 71-70, and Daryl Macon hit two free throws with 23.8 seconds left to pad the Razorbacks' lead. Arkansas needed every point as the Rebels took and missed a flurry of shots in the final 10 seconds before **Justas Furmanavicius'** layup at the buzzer. Officials reviewed the play before ruling the game over. Davis poured in 26 points and **Deandre Burnett** added 16, while Tyree had 13 for Ole Miss. It was the first time these teams have played in the SEC Tournament, and they turned in a doozy after Arkansas routed Ole Miss 98-80 earlier in the season (Feb. 18, 2017).

DYNAMIC DUO VERSUS ARKANSAS

Deandre Burnett and **Terence Davis** carried the bulk of the Rebels' scoring versus Arkansas last season. Over the two time the SEC foes met, the duo scored 46.5 of the team's 76 points (61.2 percent). Davis averaged 25.0 ppg, scoring 24 points at Arkansas (Feb. 18, 2017) before putting up 26 in the SEC Tournament matchup (March 10, 2017). Burnett tallied a team-high 27 points in Fayetteville, while adding 16 during the conference tournament battle. This season, the pair is back as the top two scorers on the team. Burnett averages 14.3 ppg with Davis close behind at 13.1 ppg.

OLE MISS SUFFERS HEARTBREAKING SETBACK TO TEXAS A&M

Breein Tyree's three-pointer at the buzzer spun around the hoop twice and was halfway down before it rolled off the rim, giving Ole Miss a heartbreaking 71-69 loss at Texas A&M Tuesday. Trailing by seven with less than three minutes remaining, the Rebels tied the game courtesy of a **Terence Davis** three with only 49 seconds left. However, an offensive putback by Tyler Davis proved to be the winning bucket for the Aggies. Junior **Bruce Stevens** scored 14 of his team-high 20 points in the second half and fell one rebound shy of his first career double-double, reaching the 20-point plateau for the second consecutive game. Davis added 12 points and six assists off the bench, while Tyree tallied 11 points. **Deandre Burnett** contributed seven points and dished out a team-high eight assists without committing a turnover. Burnett's performance was the best assist/turnover ratio by a Rebel in a single game since Cullen Neal had nine assists and zero turnovers versus South Alabama last season (Dec. 22, 2016).

REBELS HAND FLORIDA ITS FIRST SEC LOSS

The Florida Gators came into The Pavilion winners of six straight games and unbeaten in SEC play, but Ole Miss made sure they wouldn't leave that way. Shooting 60 percent (15 of 25) in the second half and making 22 of 26 free throws throughout the game, the Rebels protected their home floor with a 78-72 victory to hand the Gators their first conference loss of the season (Jan. 13). **Bruce Stevens'** 22 points and six rebounds lifted the Rebels to their biggest win of the year. The team played inside out around Stevens. The ball movement was better, and the Rebels shot 43.1 percent from the field as a result. It took the pressure off the guards. Ole Miss launched just 18 three-pointers, well below its season average. **Deandre Burnett** had 20 points on 5 of 8 shooting. **Markel Crawford** was 7 of 12 from the field and poured in 17. The 48 points the backcourt compiled seemed to come easier with Stevens being active down low. The Rebels won the battle on the glass 44-35.

GET TO THE LINE

When the Rebels get to the line often and convert their free throws, they usually come out on top. Ole Miss is 4-1 when making at least 20 free throws in a game, its lone loss versus Illinois State (Dec. 16) when the Rebels sank 28 free throws. In last week's win versus Florida, Ole Miss went 22 of 26 (84.6 percent) from the line to help knock off the Gators.

RELYING ON THE THREE

Ole Miss has relied on the long ball this season, making 8.3 threes per game (fourth in the SEC). The Rebels are 9-1 when they shoot over 30 percent from beyond the arc. The only time Ole Miss lost while shooting over 30 percent from three-point land was against Utah (Nov. 20); the Rebels went 8 of 24 (33.3 percent) from long distance versus the Utes.

TYREE STEPS UP IN SEC PLAY

Sophomore **Breein Tyree** enjoys playing SEC opponents. As a freshman last year, he averaged 7.3 ppg throughout the season but increased his scoring output to 9.3 ppg in conference play. This year has been no different. Tyree scored 8.6 ppg in non-conference play before bumping the scoring average to 13.0 ppg in the first six SEC games. On the road versus Georgia (Jan. 3), Tyree came off the bench and scored a team-high 17 points with the help of making 3 of 4 from long distance. Versus Mississippi State (Jan. 6), Tyree led the Rebels' comeback by scoring all 16 of his points in the second half. Trailing by as many as 11 in the second half, Ole Miss ended the game on a 20-5 run. Tyree scored seven of the team's final 11 points, including two buckets in the final minute to help the Rebels maintain the lead. During last week's game at No. 22 Auburn (Jan. 9), Tyree tied his career high with a game-best 24 points. He knocked down a career-high four three-pointers and went 6 of 6 at the free throw line.

BLOCK PARTY

Averaging 5.1 blocks per game, Ole Miss ranks 33rd in the country. Five Rebels have reached double digits in blocks, led by 20 from senior **Marcanvis Hymon**, who ranks 10th all-time in program history with 91 career rejections. Junior guard **Terence Davis** has 18 blocks, while senior forward **Justas Furmanavicius** has 16. With 11 blocks in the last eight

BY THE NUMBERS

The Rebels' record is ...

- Overall. 10-8
- SEC Games 3-3
- Streak L1
- Overtime 0-3
- Home Overall (SEC) 9-3 (3-0)
- Road Overall (SEC) 0-4 (0-3)
- Neutral Games (SEC) 1-1 (0-0)
- vs. Ranked Opponents. 0-1

- Day Games 4-3
- Night Games (6 p.m. or later) 6-5
- November Games 4-2
- December Games 4-3
- January Games 2-3
- February Games 0-0
- March Games 0-0

- Monday Games 1-1
- Tuesday Games 1-3
- Wednesday Games 2-1
- Thursday Games 0-0
- Friday Games 3-0
- Saturday Games 2-3
- Sunday Games 1-0

- Red Jerseys 2-1
- Navy Jerseys 0-3
- White Jerseys 5-4
- Grey Jerseys 3-0

Rebels' record when ...

- Leading at the half 6-3
- Tied at the half 1-0
- Behind at the half 3-5

- Scores 90 points or more 1-2
- Scores 80-89 points 4-1
- Scores 70-79 points 4-2
- Scores less than 70 points 1-3

- Out-rebounds opponent 6-3
- Out-rebounded by opponent 4-5
- Ties opponents in rebounds 0-0

- Shoots 50 percent or better 3-1
- Shoots between 40-49 percent 6-4
- Shoots under 40 percent 1-3
- Shoots 30 percent or better from 3-pt. 9-1
- Shoots under 30 percent from 3-pt. 1-7
- Shoots 70 percent or better from FT line 6-4
- Shoots 60-69 percent from FT line 3-3
- Shoots under 60 percent from FT line 1-1
- Opp. shoots 50 percent or better 1-2
- Opp. shoots 40-49 percent 3-6
- Opp. shoots under 40 percent 6-0
- Opp. shoots 30 percent or better from 3-pt. 8-7
- Opp. shoots under 30 percent from 3-pt. 2-1
- Commits 15 turnovers or more 2-1
- Commits less than 15 turnovers 8-7
- Forces 15 turnovers or more 2-3
- Forces less than 15 turnovers 8-5
- Has less (or same) turnovers than opp. 6-7

OLE MISS IN SEC/NCAA STATS

	SEC	NCAA	Category (as of 1/18/18)
Ole Miss	3	68	3PT FG Attempts (457)
Ole Miss	2	23	Assist/Turnover Ratio (1.4)
Ole Miss	3	56	Assists Per Game (16.1)
Ole Miss	7	33	Blocks Per Game (5.1)
Ole Miss	4	29	Fewest Turnovers (205)
Ole Miss	8	85	FT Made (287)
Ole Miss	7	95	Offensive Rebounds (11.6)
Ole Miss	6	92	Scoring Offense (78.1)
Ole Miss	4	100	3PT FG Per Game (8.5)
Ole Miss	2	74	Total Assists (289)
Ole Miss	6	36	Total Blocks (91)
Ole Miss	7	78	Rebounds Per Game (38.1)
Ole Miss	7	88	Turnover Margin (1.8)
Ole Miss	3	30	Turnovers (11.4)
Burnett	2	21	Assist/Turnover Ratio (3.0)
Burnett	4	74	Assists Per Game (4.9)
Burnett	6	93	FT Made (79)
Burnett	4	84	Total Assists (84)

SEC STATS

	SEC	Category (as of 1/20/18)
Ole Miss	6	Scoring Offense (78.1)
Ole Miss	13	Scoring Defense (74.7)
Ole Miss	13	Scoring Margin (+3.3)
Ole Miss	7	FT% (.718)
Ole Miss	11	FG% (.438)
Ole Miss	10	FG% Defense (.421)
Ole Miss	10	3PT FG% (.328)
Ole Miss	13	3PT FG% Defense (.355)
Ole Miss	7	Rebounding Offense (38.1)
Ole Miss	14	Rebounding Defense (38.4)
Ole Miss	14	Rebounding Margin (-0.3)
Ole Miss	7	Blocks (5.1)
Ole Miss	3	Assists (16.1)
Ole Miss	7	Steals (6.6)
Ole Miss	7	Turnover Margin (+1.8)
Ole Miss	2	Assist/Turnover Ratio (1.4)
Ole Miss	7	Offensive Rebounds (11.6)
Ole Miss	8	Defensive Rebounds (26.5)
Ole Miss	11	D. Rebounding% (.691)
Ole Miss	11	O. Rebounding% (.303)
Ole Miss	4	3PT FG Made (8.3)
Burnett	18	Scoring (14.3)
T. Davis	17	Rebounding (6.1)
Burnett	4	Assists (4.9)
Shuler	6	Steals (1.4)
Burnett	2	Assist/Turnover Ratio (3.0)
T. Davis	8	Defensive Rebounds (4.9)
Crawford	16	Minutes Played (30.3)

games, seven-footer **Dominik Olejniczak** reached double figures with 13 rejections. In his first season as a Rebel, **Bruce Stevens** has 12 blocks.

GREEN LIGHT GUARDS

Andy Kennedy has proven to develop guards during his time at Ole Miss. Over Kennedy's 11 seasons in Oxford, 12 guards have earned All-SEC accolades to rank third among conference teams. This season, the depth at guard shows in terms of scoring. Ole Miss guards have accounted for 70.5 percent of the Rebels' points. Five of the top six scorers on the team are guards led by **Deandre Burnett** (14.3 ppg), **Terence Davis** (13.1 ppg), **Markel Crawford** (10.3 ppg) and **Breein Tyree** (10.1 ppg). Freshman **Devontae Shuler** adds 8.1 ppg (sixth on team).

PROTECTING THE ROCK

Ole Miss has taken care of the basketball this season. The Rebels have coughed up the rock only 205 times, ranking 29th nationally in fewest turnovers surrendered. Averaging only 11.4 turnovers per game, Ole Miss is 30th in the nation. Also the Rebels' 1.4 assist/turnover ratio sits second in the SEC and 23rd in the country. Senior guard **Deandre Burnett** holds the second-best individual assist/turnover ratio in the SEC at 3.0, which ranks 21st nationwide.

FINDING THE RIGHT FIVE

With more depth than last year's squad, head coach **Andy Kennedy** has experimented with starting lineups to try to find the best starting five. Through 18 games, the Rebels have sent out 10 different starting lineups. Ole Miss is one of 11 teams nationally that has had at least 10 different starting lineups this season. Ten Rebels have started at least one game this season, and only six teams nationwide have had at least 10 different players start at any point of the year.

DON'T FORGET ABOUT DRE

A first team preseason all-conference selection, senior **Deandre Burnett** is embracing his role as a leader. Burnett is averaging a team-high 14.3 ppg, while also leading the Rebels with 4.9 assists per game (fourth in the SEC). Not only does he pace Ole Miss in assists, but Burnett takes care of the ball by ranking second in the SEC in assist/turnover ratio (3.0). In the Rebels' conference wins, he is averaging 19.7 ppg. The Miami Gardens, Florida, native tallied team highs in points (18) and assists (6) in a victorious SEC opener versus South Carolina (Dec. 31). Against Mississippi State (Jan. 6), Burnett scored 13 in the first half to keep Ole Miss in the game before he finished with 21 to help his squad rally to victory. Last week, after missing the previous game at Auburn with the flu, Burnett returned to the court and recorded 20 points versus Florida. As an 86.3 percent shooter at the line for his career, he is on pace to finish as the second-best free throw shooter in Ole Miss history. Last season, his first as a Rebel, Burnett averaged a team-high 16.5 ppg and finished fifth in the SEC in both free throw percentage (.881) and three-point percentage (.376). Finishing eighth in the league in scoring, Burnett reached double figures in 26 of 33 games, including 10 20-plus performances and a career-high 41-point output (Nov. 18, 2016 vs. Oral Roberts). He also shared the rock, providing 104 assists throughout the season (3.2 apg).

BURNETT IN THE RANKS

Senior guard **Deandre Burnett** ranks second in the SEC in assist/turnover ratio (3.0) and fourth in assists per game (4.9). He also is sixth in free throws made (79). He sits top 100 nationally in all of those categories, including 21st in assist/turnover ratio.

BIG BRUCE'S BREAKOUT

When he's inserted into the starting lineup, junior college transfer **Bruce Stevens** puts together his best performances as a Rebel. Coming off the bench in 11 games, Stevens has scored a total of 75 points (6.8 ppg). In seven starts, he is averaging 15.9 ppg. Over the last two games, he has scored at least 20 points in both contests. On Tuesday night at Texas A&M, Stevens made a career-high nine field goals on his way to a 20-point output to go along with nine rebounds, another mark that tied his personal best. In Saturday's win over Florida, the Louin, Mississippi, native tallied a team-high 22 points on 8 of 13 shooting. Stevens was unstoppable versus Illinois State (Dec. 16), posting a career-high 27 points that included going 7 of 9 from the floor and 13 of 16 from the free throw line. It is the most points scored this season by a Rebel. Over the last nine games, Stevens has made 35 of 44 free throws (79.5 percent) to increase his season percentage to .726.

MARKEL MAKING HIS MARK

As a graduate transfer, **Markel Crawford** is making his mark in his only season with the Rebels. The Memphis product has started a team-high 15 games and leads the Rebels in minutes per game (30.3), which ranks 16th in the SEC. He also is second on the team in steals (18) and averages 10.3 points per game. Crawford tallied 17 points in two of the Rebels' three SEC wins, victories over South Carolina (Dec. 31) and Florida (Jan. 13). Against South Dakota State (Nov. 28), Crawford scored 19 points, his most as a Rebel, on 7 of 11 shooting.

TD SCORING

After a breakout sophomore season last year, averaging 14.9 points per game after only providing 1.8 points per game as a freshman (largest increase in scoring among any returning player in the conference), **Terence Davis** has

become a go-to scorer for Ole Miss. The Southaven, Mississippi, native has scored in double figures in 27 of the last 33 games dating back to last season. Averaging 13.1 ppg, Davis has already reached the 20-point plateau four times, including a 25-point performance versus Bradley (Dec. 22). Davis recorded 21 in the season opener versus Louisiana (Nov. 10) before putting up 24 in a win over Georgia State one week later (Nov. 17). Against South Dakota State (Nov. 28), Davis scored 20 of his team-high 22 points in the second half. He has also showcased his skills on the defensive end, ranking second in blocks (18) and third in steals (16). As a sophomore last year, Davis ranked fourth in the league in field goal percentage (.482) and recorded 20+ points in six different games. He became a playmaker on both sides of the floor, leading the Rebels with 50 steals as well.

SHULER'S STATEMENT

A 4-star guard out of perennial powerhouse Oak Hill Academy, there was a lot of hype surrounding **Devontae Shuler** entering the season. The freshman is averaging 8.1 ppg in 20.9 minutes per game and swiping a team-high 25 steals (sixth in the SEC). Against South Dakota State (Nov. 28), he recorded a career-high 19 points on 8 of 14 shooting to go along with a team-high three steals. In his debut, Shuler recorded 14 points in 16 minutes off the bench; the Irmo, South Carolina, native knocked down four shots from beyond the arc versus Louisiana (Nov. 10), and his offensive output was the most points by a freshman in a season opener since Trevor Gaskins recorded 21 versus Mississippi Valley State, exactly 10 years ago (Nov. 10, 2007).

HYMON HELPING FILL SAIZ VOID

Heading into the season, a big question mark for Ole Miss was who would fill the void left by Sebastian Saiz. With the help of a school-record 409 rebounds, Saiz recorded 23 double-doubles a season ago. Senior **Marcanvis Hymon** has been part of the front court that has replaced Saiz. In his fourth year at Ole Miss, the Memphis, Tennessee, native is the only active player to spend all four seasons in Oxford. Through 18 games, Hymon leads the Rebels in blocks (20) and ranks second in rebounds (5.7 per game). Through 92 career games, Hymon is moving up the school's career blocks chart. He ranks 10th with 91 career rejections following a team-high 40 last season. He has reached double digits in rebounds three times this year, including a 12-point, 13-rebound performance in the season opener versus Louisiana (Nov. 10). The big opening game marked the third double-double in Hymon's career.

SWIPE RIGHT

Ole Miss has been active with their hands on the defensive end of the floor, averaging 6.6 steals per game to rank seventh in the SEC. Through 18 games, five Rebels have recorded double figures in steals. **Devontae Shuler** leads the way with 25 steals, ranking sixth in the SEC. **Markel Crawford** follows with 18 steals, while **Terence Davis** and **Breein Tyree** have 16 steals apiece. Seven-footer **Dominik Olejniczak** has 10 of his own. Olejniczak swiped a career-high three steals last week at Auburn (Jan. 9). Against Utah in Last Vegas (Nov. 20), the Rebels tallied 14 steals throughout the night, a season high for the Red and Blue.

FAVORING LARGE MARGINS

Ole Miss is 6-3 in games decided by double digits. When the margin is less than 10, the Rebels are 4-5. Three of those single-digit setbacks occurred in overtime, and the close encounters have hindered a better record. In half of their wins, the Rebels have never had to face a deficit. Ole Miss led throughout in victories over Eastern Kentucky (Nov. 13), Sam Houston State (Dec. 13) and Texas A&M-Corpus Christi (Dec. 19).

BENCH POINTS

The Ole Miss bench has played a prominent role in scoring, averaging 28.2 points per game. In five different games, the bench has scored at least 40 points. The season high for bench points occurred against Utah (Nov. 20) in Las Vegas, as the reserves tallied 46 of the team's 74 points. During a win over Bradley (Dec. 22), the Ole Miss bench accounted for 50 percent of the scoring (41 of 82).

12TH YEAR OF THE KENNEDY ADMINISTRATION

With the 12th season led by Mississippi native **Andy Kennedy** underway, Ole Miss has a 244-148 record, one SEC Tournament championship, two SEC West championships, nine 20-win campaigns and eight postseason berths, which includes two NCAA Tournament appearances and pair of trips to the NIT Final Four, throughout Kennedy's watch. The all-time winningest coach in school history, Kennedy has averaged more than 21 wins per season in his 11 years in Oxford after the Rebels posted just three 21-win seasons in the 96 years before his arrival.

KENNEDY EARNS 100TH SEC WIN

With a win versus Mississippi State (Jan. 6), head coach **Andy Kennedy** earned his 100th win in SEC regular season games to become the 23rd coach in conference history to accomplish the feat. Kennedy, the winningest coach in Ole Miss history, is also ranked 23rd all-time in winning percentage for SEC regular season games at .526 (101-91). He joined Kentucky head coach John Calipari as the only active SEC coaches with 100 SEC victories.

DEAN OF SEC COACHES

In his 12th season in the league, Ole Miss head coach **Andy Kennedy** is the Dean of SEC basketball coaches. Kennedy has faced 38 different head coaches in the SEC during his time in Oxford. He is also the longest tenured head coach in

CAREER RECORDS WATCH

BLOCKED SHOTS

- 1. 326 Reginald Buckner (132 games, 2010-13)
- 2. 180 Sean Murphy (117 games, 1988-91)
- 3. 139 Aaron Jones (105 games, 2012-15)
- 4. 132 Rahim Lockhart (123 games, 1998-2001)
- 5. 127 Sebastian Saiz (129 games, 2014-17)
- 6. 114 Johnnie Rogers (54 games, 1996-99)
- 7. 113 Terrance Henry (132 games, 2008-12)
- 8. 108 David Dean (50 games, 1992-94)
- 9. 99 Ansu Sesay (110 games, 1995-98)
- 10. 91 **Marcanvis Hymon (92 games, 2015-18)**
- 11. 89 Justin Reed (123 games, 2001-04)

FREE THROW PERCENTAGE (Minimum 200 att.)

- 1. .877 David Rhodes, 179-204 (1971-73)
- 2. **.863 Deandre Burnett, 271-314 (2017-18)**
- 3. .860 Chris Warren, 419-487 (2008-11)
- 4. .857 Stefan Moody, 361-421 (2014-16)
- 5. .857 Marshall Henderson, 264-308 (2013-14)
- 6. .829 Jack Waters, 300-362 (1959-61)
- 7. .827 Dave Shepherd, 177-214 (1974-75)
- 8. .820 Don Kessinger, 329-401 (1962-64)
- 9. .820 Jason Harrison, 359-438 (1999-2002)
- 10. .805 Rod Barnes, 231-287 (1985-88)
- 11. .801 David Huertas, 177-221 (2008-09)

the league in both basketball and football having entered the league prior to Alabama football coach Nick Saban.

KENNEDY MOVING UP SEC COACHING WINS LIST

Ole Miss head coach **Andy Kennedy** is climbing the SEC coaching wins chart, ranking 18th with 244 career victories. See complete list below:

1. Adolph Rupp (Kentucky) - 875
2. Billy Donovan (Florida) - 467
3. Dale Brown (LSU) - 448
4. C.M. Newtown (UA/VU) - 340
- Harry Rabenhorst (LSU) - 340
6. Kevin Stallings (Vanderbilt) - 332
7. Tubby Smith (UGA/UK) - 308
8. Joe B. Hall (Kentucky) - 297
- Hugh Durhman (Georgia) - 297
10. Rick Stansbury (MSU) - 293
11. Ray Mears (Tennessee) - 278
- Roy Skinner (Vanderbilt) - 278
13. Wimp Sanderson (Alabama) - 265
- John Mauer (UK/UT/UF) - 265
15. Hank Crisp (Alabama) - 264
16. John Calipari (Kentucky) - 262
17. Nolan Richardson (Arkansas) - 249
- 18. Andy Kennedy (Ole Miss) - 244**
19. Norm Sloan (Florida) - 232
20. Rick Pitino (Kentucky) - 219
21. Joel Eaves (Auburn) - 214

SEC STANDINGS					
	SEC	GB	Overall	Pct.	Streak
Florida	5-1	--	13-5	.722	W1
Auburn	4-1	0.5	16-2	.889	L1
Kentucky	4-2	1.0	14-4	.778	L1
Alabama	4-2	1.0	12-6	.667	W3
Missouri	3-2	1.5	13-5	.722	W1
Ole Miss	3-3	2.0	10-8	.556	L1
Georgia	3-3	2.0	12-5	.706	W1
Tennessee	3-3	2.0	12-5	.706	L1
South Carolina	3-3	2.0	12-6	.667	W2
LSU	2-3	2.5	11-6	.647	L2
Mississippi St.	2-3	2.5	14-4	.778	W1
Arkansas	2-4	3.0	12-6	.667	L1
Texas A&M	1-5	4.0	12-6	.667	W1
Vanderbilt	1-5	4.0	6-12	.333	L4

ASSOCIATED PRESS POLL			
Jan. 15			
Rank	Team	Record	Points
1	Villanova (63)	16-1	1,623
2	Virginia (1)	16-1	1,527
3	Purdue (1)	17-2	1,411
4	Oklahoma	14-2	1,371
5	Duke	15-2	1,319
6	West Virginia	15-2	1,304
7	Wichita State	15-2	1,283
8	Texas Tech	15-2	1,276
9	Michigan State	16-3	1,062
10	Kansas	14-3	1,032
11	Xavier	16-3	928
12	Cincinnati	15-2	858
13	Gonzaga	16-3	829
14	Arizona	14-4	723
15	North Carolina	14-4	666
16	Arizona State	14-3	639
17	Auburn	16-1	523
18	Kentucky	14-3	487
19	Seton Hall	15-3	455
20	Clemson	15-2	444
21	Tennessee	12-4	358
22	Ohio State	15-4	276
23	Michigan	15-4	233
24	TCU	13-4	196
25	Miami	13-3	143
Receiving Votes: Creighton 56, Rhode Island 39, Florida State 25, Nevada 23, Saint Mary's 19, New Mexico State 4, Louisville 2, Florida 1			

USA TODAY COACHES POLL			
Jan. 15			
Rank	Team	Record	Points
1	Villanova	16-1	798
2	Virginia	16-1	757
3	Purdue	17-2	678
4	Wichita State	15-2	664
5	Duke	15-2	638
6	Oklahoma	14-2	632
7	West Virginia	15-2	624
8	Texas Tech	15-2	607
9	Michigan State	16-3	513
10	Kansas	14-3	501
11	Cincinnati	15-2	446
12	Xavier	16-3	442
13	Gonzaga	16-3	414
14	North Carolina	14-4	298
14	Arizona State	14-3	298
16	Kentucky	14-3	272
17	Arizona	14-4	271
18	Clemson	15-2	242
19	Seton Hall	15-3	239
20	Auburn	16-1	213
21	Tennessee	12-4	187
22	Ohio State	15-4	109
23	Miami Fla.	13-3	108
24	Michigan	15-4	107
25	TCU	13-4	103
Receiving Votes: Creighton 77; Saint Mary's 43; Florida State 34; Nevada 23; Notre Dame 18; Rhode Island 16; Boise State 7; Florida 5; UCLA 5; Baylor 4; Middle Tennessee 2; New Mexico State 2; Oklahoma State 2; Louisiana-Lafayette 1.			

KENNEDY'S FIRST 12 YEARS RANK AMONG ALL-TIME SEC GREATS

Andy Kennedy is also fifth on the list for most wins by a coach in their first 12 years in the league after taking over an SEC program. See the list below:

- 1. Bill Donovan (Florida) – 285
- 2. Joe B. Hall (Kentucky) – 279
- 3. Wimp Sanderson (Alabama) – 265
- 4. Rick Stansbury (Mississippi State) – 255
- 5. **Andy Kennedy (Ole Miss) – 244**
- 6. Kevin Stallings (Vanderbilt) – 236
- 7. Hugh Durham (Georgia) – 219
- 8. Ray Mears (Tennessee) – 218
- 9. Dale Brown (LSU) – 212
- 10. C.M. Newton (Alabama) – 211
- 11. Roy Skinner (Vanderbilt) – 204
- 11. Adolph Rupp (Kentucky) – 204

NEXT ON THE HARDWOOD

Following the week on the road, the Rebels return home to face Alabama (Jan. 23). Tipoff is slated for 7:30 p.m. CT on SEC Network. After the midweek matchup with the Crimson Tide, Ole Miss will take a break from SEC play and hit the road once again. The Rebels will face off against Texas in the Big 12/SEC Challenge, Jan. 27, at 1 p.m. on ESPN2.

DEFENDING HOME COURT

Winning at home has been a trademark of Andy Kennedy's squads since he took the reins in 2006-07. Ole Miss is 142-37 (.793 win pct.) in home games during Kennedy's tenure. In two seasons playing in the \$96.5 million Pavilion at Ole Miss, the Rebels hold a 29-11 (.725) advantage against the opposition. Ole Miss has won 267 of its last 336 games (.795 win pct.) in Oxford dating back to the 1996-97 campaign.

HONORS

- Deandre Burnett:**
Preseason All-SEC 1st Team (Coaches)
Preseason All-SEC 2nd Team (Media)
- Terence Davis:**
Preseason All-SEC 2nd Team (Coaches, Media)

GAME LEADERS

LED TEAM IN PTS:	LED TEAM IN BLOCKS:
T. Davis5	Hymon8
Burnett5	T. Davis8
Stevens3	Furmanavicius6
Tyree3	Olejniczak6
Crawford1	Stevens4
Furmanavicius1	Crawford3
Hymon1	
Olejniczak1	DOUBLE-FIGURE REBS:
	Hymon3
LED TEAM IN REBS:	T. Davis1
Hymon8	Olejniczak1
T. Davis7	
Olejniczak3	DOUBLE-DOUBLES:
Stevens3	T. Davis1
Furmanavicius2	Hymon1
Burnett2	Olejniczak1
Shuler1	
Tyree1	DOUBLE-FIGURE PTS:
	Burnett13
LED TEAM IN ASSISTS:	T. Davis13
Burnett13	Tyree9
Crawford3	Crawford8
Tyree3	Stevens8
T. Davis2	Shuler7
	Hymon3
LED TEAM IN STEALS:	Olejniczak2
Crawford8	Furmanavicius1
Shuler7	
T. Davis7	20-POINT GAMES:
Hymon4	T. Davis4
Tyree4	Burnett3
Olejniczak3	Stevens3
Stevens3	Tyree1
Furmanavicius2	
Burnett1	

GAME-BY-GAME STARTING LINEUPS

Opponent	Result	G	G	G	F	C
Louisiana	W, 94-76	Tyree	Crawford	T. Davis	Hymon	Olejniczak
Eastern Kentucky	W, 85-75	Tyree	Shuler	Crawford	Hymon	Olejniczak
Georgia State	W, 77-72	Tyree	Crawford	T. Davis	Hymon	Olejniczak
Utah	L, 74-83	Tyree	Crawford	T. Davis	Hymon	Olejniczak
Rice	W, 79-62	Burnett	Shuler	T. Davis	Crawford (G)	Hymon (F)
South Dakota State	L, 97-99 (OT)	Burnett	Crawford	T.Davis	Furmanavicius	Hymon (F)
Virginia Tech	L, 80-83 (OT)	Tyree	Burnett	T. Davis	Crawford (F)	Hymon (F)
Middle Tennessee	L, 58-77	Tyree	Crawford	T. Davis	Stevens	Hymon (F)
Sam Houston State	W, 82-69	Tyree	Crawford	T. Davis	Stevens	Hymon (F)
Illinois State	L, 97-101 (OT)	Tyree	Crawford	T. Davis	Stevens	Hymon (F)
Texas A&M-CC	W, 85-63	Burnett	D.C. Davis	Shuler	Furmanavicius	Olejniczak
Bradley	W, 82-59	Burnett	Shuler	Crawford	Furmanavicius	Olejniczak
South Carolina	W, 74-69	Burnett	Shuler	Crawford	Furmanavicius	Olejniczak
Georgia	L, 60-71	Burnett	Shuler	Crawford	Furmanavicius	Olejniczak
Mississippi State	W, 64-58	Tyree	Shuler	T. Davis	Stevens	Hymon (F)
Auburn	L, 70-85	Tyree	Shuler	T. Davis	Stevens	Hymon (F)
Florida	W, 78-72	Tyree	Burnett	Crawford	Stevens	Olejniczak
Texas A&M	L, 69-71	Tyree	Burnett	Crawford	Stevens	Olejniczak

OLE MISS AMONG SEC'S BEST

Ole Miss and Kentucky are the only two schools in the league to finish .500 or better in the SEC each of the last six seasons. The Rebels have posted conference records over .500 in each of the last three seasons, the first time they have done that since 1936-1938 when George Bohler was the head coach (only other time it happened in program history).

UNDERRATED REBELS

Coming off a season in which they finished 22-14 (10-8 SEC) and made a run to the quarterfinals of the NIT, the Rebels were predicted to finish 10th in the SEC this year by the media. Ole Miss finished tied for fifth in the league standings after being projected ninth in the preseason media poll last year. The Rebels have finished above their preseason projected finish each of the last six seasons since the league moved away from a divisional format.

WINNING WAYS

Ole Miss head coach **Andy Kennedy** is the only coach in SEC to post 11 straight winning seasons after taking over a program with four straight losing seasons. Below is the list of coaches that took over a program after four consecutive losing seasons:

Goat Hale (Ole Miss) - 1944
B.L. 'Country' Graham (Ole Miss) - 1949
Ken Rosemond (Georgia) - 1965
John Lotz (Florida) - 1973
Hugh Durham (Georgia) - 1978
Jerry Green (Tennessee) - 1997
John Brady (LSU) - 1997
Andy Kennedy (Ole Miss) - 2006
Bruce Pearl (Auburn) - 2014

REBELS RALLY TO BEAT RIVALS MSU

Behind a stifling 1-3-1 zone defense and 16 second-half points from **Breein Tyree**, Ole Miss erased a nine-point deficit in the final eight minutes to continue its winning ways against Mississippi State. The Rebels outscored the Bulldogs 20-5 over the final 7:40 to claim a 64-58 victory Saturday afternoon (Jan. 6) at The Pavilion. The win was the Ole Miss' eighth over MSU in the past nine meetings of the in-state rivalry, and it also gave head coach **Andy Kennedy** his 100th SEC victory. This game was no work of art as the Rebels trailed by as many as 13 points. **Deandre Burnett** led all scorers with 21 points. Ole Miss shot 21 of 62 (33.9 percent) from the field, its lowest field goal percentage in a victory since March 8, 2014 versus Vanderbilt (33.3 percent).

FREE THROWS LEAD REBELS PAST GAMECOCKS

For the first time in four seasons, Ole Miss did not open SEC play against Kentucky. However, the Rebels still faced a foe that made the Final Four a season ago. Ole Miss converted 20 of its 23 free throws in the second half to hold off South Carolina 74-69 in a hard-fought SEC opener on New Year's Eve at The Pavilion. The Rebels got 35 points between seniors **Deandre Burnett** and **Markel Crawford** to increase their winning streak to three games heading into the 2018 calendar year. Ole Miss held South Carolina under 70 points on 22 of 58 shooting and forced the Gamecocks to turn the basketball over 14 times.

RAINING THREES

During the five-game homestand to end the 2017 calendar year, Ole Miss averaged 10.2 made three-pointers per game. Against Texas A&M-Corpus Christi (Dec. 19), Ole Miss hit 14 from long distance, one off the school record set against Syracuse (March 18, 2017) and Oregon (Dec. 8, 2013). The Rebels started out 9 of 15 (60 percent) from three in the first half before finishing the game 14 of 30 (46.7 percent). The shooting barrage marked the fifth time in program history that the Rebels sank 14 threes, the first time since a 76-73 win at Missouri (Feb. 8, 2014). Against Bradley, Ole Miss made 12 of 27 from long range.

OVERTIME HEARTBREAKERS

For the first time in program history, Ole Miss went to overtime three times through the first 10 games of a season. Through 108 years, the Rebels have only had nine seasons with at least three overtime games (first since the 2013-14 campaign). All three overtime games were setbacks in The Pavilion. First, Ole Miss erased a 20-point halftime deficit to force overtime versus South Dakota State (Nov. 28). Four days later (Dec. 2), the Rebels led Virginia Tech for 37 minutes of the game before the Hokies rallied to send the game into overtime. On Saturday, Ole Miss trailed by as many as 18 but brought the game back to a standstill following 40 minutes of play.

FIFTEEN MEANS CAREER BESTS

A pair of Rebels scored 15 points to record career highs in the victory over Texas A&M-Corpus Christi (Dec. 19). Senior forward **Justas Furmanavicius** earned all of his points via the long ball, nailing a career-high five three-pointers. Sophomore center **Dominik Olejniczak** produced his best game the exact opposite way, working down low and shooting 6 of 7 in the post to go along with converting 3 of 4 free throws. Olejniczak also added a career-high three blocks on the defensive end after entering the contest with two blocks on the year.

PERFECT FROM THE FLOOR

Ole Miss playing its first true road game didn't affect **Marcanvis Hyman** at Middle Tennessee (Dec. 9). The senior forward was a perfect 6 of 6 from the floor to score 12 points, tying his season high. Prior to Hyman's performance Saturday, he was also the last Rebel to shoot perfect from the field, with a minimum of five shot attempts. As a sophomore, the Memphis, Tennessee, native went 6 of 6 to contribute to an Ole Miss win over Louisiana Tech (Dec. 20, 2015). However, his most impressive scoring performance occurred earlier that season was when he shot 10 of 11 from the floor versus Towson (Nov. 20, 2015) to tally 20 points, which still stands as his career high to this day.

BACK-TO-BACK OVERTIME GAMES

Finishing November and kicking off December, Ole Miss was on the losing end of consecutive overtime contests. First, the Rebels rallied from 23 points down to extend the game before dropping a 99-97 matchup versus South Dakota State (Nov. 28). Saturday's game versus Virginia Tech was nearly the opposite as Ole Miss led for nearly the entire game (37 minutes) before the Hokies pushed it to overtime. In the 108-year history of Ole Miss Basketball, the Rebels have only played back-to-back overtime games on three occasions. The first time happened during the 1968-69 campaign when Ole Miss downed LSU and Alabama for a pair of overtime victories. The Rebels also took care of Florida and Vanderbilt in back-to-back OT contests towards the end of the 1981-82 season. Ole Miss squeaked out a 58-57 road win in Gainesville before needing four overtime periods to knock off Vanderbilt 51-48 at home.

REBEL DEBUTS

Eric Horn and **Antonio Morgano** became the newest Rebels to make their debut in an Ole Miss uniform during the dominating win over Bradley (Dec. 22). In the Rebels' 79-62 victory over Rice (Nov. 22), newcomers **D.C. Davis** and **Ilya Tyrtyschnik** made their first appearances in an Ole Miss uniform. The duo bumped the list of newcomers to play this season to six. Four Rebels made their Ole Miss debut in the season opener versus Louisiana: graduate transfer **Markel Crawford**, sophomore transfer **Domink Olejniczak**, freshman **Devontae Shuler** and junior college transfer **Bruce Stevens**. The newcomers provided a combined 34 points in the Rebels' 94-76 victory.

PACKED PAVILION

Rebel Nation came out in full force for the season opener. With 8,302 in attendance to watch the Rebels defeat Louisiana, it was the largest crowd for an Ole Miss home opener since the 1989-90 season. No. 8 Illinois invaded Tad Smith Coliseum and held on to defeat the upset-minded Rebels 83-72 in front of 8,439 (Nov. 28, 1989).

BURNETT AND DAVIS NAMED PRESEASON ALL-SEC

Ole Miss guards **Deandre Burnett** and **Terence Davis** were tabbed Preseason All-SEC by the conference's coaches. In the conference's 14th annual men's basketball coaches Preseasons All-SEC selections, Burnett earned a spot on the first team while Davis collected second team accolades. Ole Miss is one of six SEC teams to have multiple players on the lists. Both Rebels earned Preseason All-SEC distinction for the second time this season. At SEC Media Days in October, the media had Burnett and Davis as second team Preseason All-SEC honorees. Averaging a combined 31.4 points per game last season, Burnett and Davis return as the highest scoring duo in the SEC and the 13th-highest scoring tandem in the country.

EURO REBS

Ole Miss has become an international brand with four Europeans on its roster this season: senior forward **Justas Furmanavicius** (Kaunas, Lithuania), sophomore center **Domink Olejniczak** (Torun, Poland), redshirt-freshman forward **Karlis Silins** (Riga, Latvia) and freshman guard **Ilya Tyrtyschnik** (Kiev, Ukraine). The Rebels are one of seven schools to have at least four Europeans on the roster, including the only Power 5 school.

REBEL ALL-AMERICAN RETURNS HOME

A familiar face will be recognized on the Ole Miss bench this season. In April, **Andy Kennedy** hired Ole Miss All-American **Rahim Lockhart** to join the Rebel Basketball staff as an assistant coach. Lockhart, a standout on the hardwood for the Rebels from 1998-2001, returns to Ole Miss after a successful high school and junior college coaching career. Most recently, Lockhart was the head coach at Jones County (Miss.) Junior College, where he led the Bobcats to a 64-15 record in three seasons and three straight NJCAA Region 23 Tournament appearances. Last season Lockhart guided Jones to a 29-2 overall mark and the NJCAA Tournament round of 16.

TYREE VOTED TO SEC HOOPS LEADERSHIP POSITION

This season, sophomore **Breein Tyree** is serving as the vice-chair of the SEC Men's Basketball Leadership Council. Tyree was selected by a vote of his peers at a meeting of the SEC Basketball Leadership Councils in Birmingham in September. One male representative and one female representative from each of the SEC's 14 institutions comprise the two councils. Tyree will attend a portion of the SEC Spring Meetings in May, and part of the group will attend the SEC Athletics Directors meeting in March. In 2016, the SEC introduced new Student-Athlete Leadership Councils in the sports of football and men's and women's basketball in which, in addition to the conference's longstanding Student-Athlete Advisory Council (SAAC), provide student-athletes with additional opportunities to engage with campus leaders and conference office staff.

ADIOS SAIZ

While the Rebels return four starters from last season's team, they'll have to replace the SEC's leading rebounder in **Sebastian Saiz**, who pulled down a school-record 409 boards last season. The Madrid, Spain, native was a double-double machine, averaging 15.1 ppg and 11.4 rpg for 23 doubles-doubles throughout the year (another program record). Saiz also became the seventh player in SEC history with 1,000 points, 1,000 rebounds and 100 blocked shots.

FRESH FACES

The Rebels added a mixture of talented college transfers and high school signees. **Markel Crawford** arrives at Ole Miss as a graduate transfer from Memphis. He finished second on the Tigers in scoring last season at 12.8 points per game and led the team with 42 3-pointers, while shooting 47.8 percent from the floor. **Bruce Stevens**, the No. 6 rated junior college player in the nation according to JUCOREcruiting.com, averaged 16.2 points and 11.6 rebounds per game last season at Jones County (Miss.) Junior College en route to first team All-America honors from the NJCAA. Also eligible to play this year is 7-footer **Domink Olejniczak**, who sat out last season after transferring from Drake. **Devontae Shuler**, a composite four-star guard rated the No. 100 player in the nation by 247 Sports and Scout.com and No. 104 by Rivals.com, averaged 15.3 points, 4.3 rebounds, 4.1 assists and 3.7 steals per game at perennial powerhouse Oak Hill Academy.

REBELS SIGN FOUR STANDOUTS ON SIGNING DAY

Head coach **Andy Kennedy** announced the Rebels' newest signing class that features two high school standouts and a pair of junior college transfers. Serrel Smith, Anthony Higgs, Brian Halums and Zach Naylor all signed their National Letters of Intent and will join the Rebels for the 2018-19 season. A 4-star recruit by ESPN.com, Smith hails from St. Petersburg, Florida and is the No. 11 combo guard in the country. The 6-3 Smith earned Pinellas County Player of the Year honors as a junior after averaging 27.3 points, six rebounds and five assists per contest. Entering his final season before joining the Rebels next year, Smith is on pace to become the school's all-time leading scorer while contending as a frontrunner for player of the year honors in the Sunshine State. Giving Ole Miss a boost in the frontcourt will be Higgs, a 6-8 forward out of Perry Hall High School in Baltimore, Maryland. A 3-star prospect, Higgs is a versatile lefty that can play either the three or four spot. As a junior, he averaged 15.7 points, 8.8 rebounds and 1.9 blocks per game en route to helping his team capture the 4A State Championship, the first state title in school history. Higgs also collected first team all-metro honors by the Baltimore Sun. A 6-5 guard out of Hollandale, Mississippi, Halums averaged 17.3 points and a team-high 7.5 rebounds per game as a freshman for Itawamba Community College. In 22 games, he shot 55.1 percent from the floor and made 44.8 percent from three-point range (53rd nationally). Halums earned a spot on the NJCAA All-Region 23 team as well as first team MACJC All-State accolades. His coaches are former Ole Miss assistants Grant Pate (2003-04, 2006) and Eric Bozeman (1999-2005). As a freshman at Weatherford College under head coach Mark Osina, Naylor led the North Texas Junior College Athletic Conference in scoring by averaging 20.0 points per game (25th nationally). He eclipsed the 30-point plateau on three occasions, including a 34-point outburst versus Western Texas. The Houston, Texas, native nearly averaged a double-double throughout his debut season, hauling down 9.1 rebounds per contest. His 197 rebounds through 26 games ranked 20th in the country. The 6-8 forward also displayed his versatility by shooting at a 41.5 percent clip from beyond the arc.

THE PAVILION RECORD BOOK					
INDIVIDUAL (OLE MISS)			INDIVIDUAL (OPPONENT)		
Points:	43	Stefan Moody vs. Mississippi St. (3-3-16)	Points:	34	Malik Monk, No. 8 Kentucky (12-29-16)
FG att:	25	Stefan Moody vs. Vanderbilt (2-6-16)	FG att:	22	D'Marcus Simonds, Georgia State (11-17-17)
FG made:	13	Terence Davis vs. LSU (2-14-17)	FG made:	12	Malik Monk, No. 8 Kentucky (12-29-16)
3-pt att:	15	Stefan Moody vs. Vanderbilt (2-6-16)	3-pt att:	15	Mike Daum, South Dakota State (11-28-17)
3-pt made:	6	3x, MR: Terence Davis vs. Bradley (12-22-17)	3-pt made:	7	2x, MR: Malik Monk, No. 8 Kentucky (12-29-16)
FT att:	18	2x, MR: Stefan Moody vs. Mississippi St. (3-3-16)	FT att:	18	Keith Stone, Florida (1-13-18)
FT made:	15	2x, MR: Stefan Moody vs. Mississippi St. (3-3-16)	FT made:	13	Keith Stone, Florida (1-13-18)
Rebounds:	19	Sebastian Saiz vs. UMass (11-14-16)	Rebounds:	13	2x, MR: Chris Silva, South Carolina (12-31-17)
Assists:	9	Cullen Neal vs. South Alabama (12-22-16)	Assists:	11	Isaiah Briscoe, No. 8 Kentucky (12-29-16)
Blocks:	6	Sebastian Saiz vs. Bradley (12-19-16)	Blocks:	4	2x, MR Austin Wiley, Auburn (2-11-17)
Steals:	7	Rasheed Brooks vs. LSU (2-14-17)	Steals:	5	J.J. Frazier, Georgia (1-9-16)
TEAM (OLE MISS)			TEAM (OPPONENT)		
Points:	97	2x, MR: vs. Illinois State (12-16-17)	Points:	101	Illinois State (12-16-17)
Few points:	47	vs. Georgia (1-11-17)	Few points:	49	Bradley (12-19-16)
FG att:	73	2x, MR: vs. Illinois State (12-16-17)	FG att:	74	2x, MR: South Dakota State (11-28-17)
FG made:	36	vs. South Dakota State (11-28-17)	FG made:	37	No. 8 Kentucky (12-29-16)
FG pct:	54.1	vs. LSU (2-14-17)	FG pct:	51.0	Eastern Kentucky (11-13-17)
3-pt att:	33	2x, MR: Montana (11-24-16)	3-pt att:	41	South Dakota State (11-28-17)
3-pt made:	14	vs. Texas A&M-Corpus Christi (12-19-17)	3-pt made:	18	South Dakota State (11-28-17)
3-pt pct:	52.4	vs. Missouri (2-25-17)	3-pt pct:	56.3	Middle Tennessee (11-30-16)
FT att:	46	vs. UMass (11-14-16)	FT att:	36	UMass (11-14-16)
FT made:	33	vs. UMass (11-14-16)	FT made:	26	Illinois State (12-16-17)
FT pct:	95.7	vs. No. 5 Baylor (1-28-17)	FT pct:	88.0	Georgia (1-11-17)
Rebounds:	50	2x, MR: Tennessee (1-17-17)	Rebounds:	49	2x, MR: Illinois State (12-16-17)
Assists:	23	vs. South Alabama (12-22-16)	Assists:	24	No. 8 Kentucky (12-29-16)
Blocks:	13	vs. Bradley (12-19-16)	Blocks:	8	Auburn (2-11-17)
Steals:	14	vs. LSU (2-14-17)	Steals:	12	Mississippi State (3-3-16)

THE PAVILION AT OLE MISS FAQs	
What is the official name of The Pavilion? The official name is The Pavilion at Ole Miss.	Where is the media seating? Media seating is located in the at the top of section 101 in the southwest corner of The Pavilion.
Does The Pavilion have a nickname like the Tad Pad? No, the name of the facility is The Pavilion at Ole Miss, or simply The Pavilion.	How do I obtain media credentials for games at the Pavilion? Media credentials may be requested through the Athletics Communications Office for game credentials. Requests for credentials should be emailed to Adam Kuffner (kuffner@olemiss.edu) and will be limited to working members of the media.
When did The Pavilion at Ole Miss open? January 7, 2016	Where are the scouting seats located? Scouting seats are available in the media seating area at the top of section 101. Additional seating may be purchased by contacting Adam Kuffner in the Athletics Communications office.
What was the total cost? \$96.5 million	What is the postgame interview policy? Both team locker rooms are CLOSED to the media following the game. Ole Miss head coach Andy Kennedy will address the media approximately 10 minutes after the game. Selected players will be brought into the media room following the head coaches. Visiting coach and player interviews will be coordinated through the visiting team's media relations contact.
Where is media parking? Media parking for games in The Pavilion will be located in the garage or at the Ole Miss Track Complex. Media members should request parking in advance.	
Where is the media entrance? The media will-call table is located in the southwest corner of The Pavilion. From outside, it is the lower entrance off Hill Drive that is closest to the parking garage. For those parking inside the garage, media will-call is located on Level 1 of the parking garage (P1 on elevators). The media entrance will open two hours prior to tip off.	
Where is the media workroom? In The Pavilion, the workroom is located in the southwest corner of the floor level through the visiting team tunnel.	

THE PAVILION QUICK FACTS	
Arena Name	The Pavilion at Ole Miss
Ground Breaking	July 31, 2014
Opening Date	Jan. 7, 2016
Capacity	9,500
Record Crowd	9,500
All-Time Record	28-11
Current Winning Streak	W5
Longest Winning Streak	W8

THE PAVILION FIRSTS	
First Game	vs. Alabama (1/7/15)
First Win	vs. Alabama (1/7/15)
First Overtime Game	vs. USC (1/19/16)
First Point	Tomasz Gielo (3FG, 19:11/1H)
First FG	Tomasz Gielo (3FG, 19:11/1H)
First 3-Pointer	Tomasz Gielo (19:11/1H)
First Dunk	Jimmie Taylor, Alabama (11:0/1H)
First Dunk (OM)	Sebastian Saiz (17:09/2H)

GAME-BY-GAME STATS

OPPONENT	1H-2H-F	FG-FGA	PCT	3P-3PA	PCT	FT-FTA	PCT	OF-DF-TotRb	A	TO	BLK	STL
Louisiana	42-34-76	26-71	36.6	8-23	34.8	16-23	69.6	17-23-40	14	13	2	6
OLE MISS	40-54-94	33-65	50.8	7-21	33.3	21-31	67.7	16-32-48	17	14	7	6
Eastern Kentucky	34-41-75	26-51	51.0	6-12	50.0	17-22	77.3	5-25-30	10	12	3	4
OLE MISS	40-45-85	30-63	47.6	10-22	45.4	15-22	68.2	13-20-33	19	8	4	8
Georgia State	44-28-72	24-53	45.3	8-21	38.1	16-22	72.7	11-24-35	9	16	1	5
OLE MISS	36-41-77	23-52	44.3	9-27	33.3	22-30	73.3	10-23-33	13	13	6	5
Utah	40-43-83	26-55	47.3	11-29	37.9	20-24	83.3	12-24-36	17	16	1	9
OLE MISS	37-37-74	25-58	43.1	8-24	33.3	16-21	76.2	13-18-31	9	15	4	14
Rice	35-27-62	21-63	33.3	7-31	22.6	13-20	65.0	15-23-38	14	13	2	4
OLE MISS	40-39-79	29-60	48.3	12-32	37.5	9-14	64.3	9-30-39	19	13	4	9
South Dakota State	55-27-17-99	35-74	47.3	18-41	43.9	11-14	78.6	11-33-44	22	14	1	5
OLE MISS	35-47-15-97	36-72	50.0	7-27	25.9	18-27	66.7	10-31-41	19	10	2	7
Virginia Tech	29-43-11-83	25-57	43.9	7-22	31.8	26-37	70.3	6-35-41	18	14	1	6
OLE MISS	39-33-8-80	29-73	39.7	9-31	29.0	13-24	54.2	13-29-42	17	12	7	3
OLE MISS	34-24-58	20-50	40.0	5-18	27.8	13-15	86.7	5-23-28	15	11	4	3
Middle Tennessee	33-44-77	31-62	50.0	7-22	31.8	8-9	88.9	9-26-35	22	6	4	6
Sam Houston State	33-36-69	26-64	40.6	9-23	39.1	8-11	72.7	9-21-30	19	8	2	5
OLE MISS	39-43-82	31-60	51.7	10-29	34.5	10-17	58.8	12-31-43	21	11	4	4
Illinois State	43-44-14-101	31-73	42.5	13-31	41.9	26-31	83.9	17-32-49	20	15	6	5
OLE MISS	33-54-10-97	31-73	42.5	7-26	26.9	28-37	75.7	15-26-41	22	9	8	7
Texas A&M-Corpus Christi	31-32-63	26-61	42.6	7-14	50.0	4-6	66.7	10-18-28	19	14	1	6
OLE MISS	50-35-85	28-52	53.8	14-30	46.7	15-21	71.4	9-25-34	25	15	10	8
Bradley	20-39-59	20-62	32.3	8-24	33.3	11-21	52.4	17-27-44	13	22	2	10
OLE MISS	40-42-82	29-63	46.0	12-27	44.4	12-14	85.7	9-31-40	18	17	7	10
South Carolina	30-39-69	22-58	37.9	8-20	40.0	17-26	65.4	14-29-43	16	14	4	2
OLE MISS	31-43-74	20-49	40.8	8-21	38.1	26-33	78.8	4-26-30	15	8	7	9
OLE MISS	31-29-60	25-70	35.7	6-26	23.1	4-6	66.7	18-24-42	6	10	3	6
Georgia	39-32-71	24-57	42.1	7-19	36.8	16-22	72.7	12-29-41	16	12	6	4
Mississippi State	34-24-58	22-63	34.9	5-23	21.7	9-17	52.9	13-32-45	13	14	4	4
OLE MISS	28-36-64	21-62	33.9	7-28	25.0	15-22	68.2	11-30-41	10	7	5	6
OLE MISS	45-25-70	22-65	33.8	8-29	27.6	18-27	66.7	18-23-41	8	12	4	6
Auburn	35-50-85	25-56	44.6	6-22	27.3	29-37	78.4	14-30-4	16	15	8	5
Florida	31-41-72	23-61	37.7	10-29	34.5	16-22	72.7	9-26-35	14	10	4	8
OLE MISS	31-47-78	25-58	43.1	6-18	33.3	22-26	84.6	10-34-44	17	11	3	4
OLE MISS	37-32-69	27-59	45.8	5-21	23.8	10-13	76.9	13-21-34	19	9	2	3
Texas A&M	45-26-71	29-57	50.9	5-16	31.3	8-16	50.0	12-21-33	17	10	4	6

REBEL CAREER HIGHS

#0

DEVONTAE SHULER**POINTS**

19 vs. South Dakota St. (11/28/17)

REBOUNDS

8 at Auburn (1/9/18)

FIELD GOALS

8 vs. South Dakota St. (11/28/17)

FREE THROWS

4 vs. Sam Houston St. (12/13/17)

THREE-POINTERS

4 vs. Louisiana (11/10/17)

ASSISTS

3 vs. Louisiana (11/10/17)

STEALS

4, 2x, MR: at Georgia (1/3/18)

BLOCKS

1 vs. Texas A&M-Corpus Christi (12/19/17)

#1

DEANDRE BURNETT**POINTS**

41 vs. Oral Roberts (11/18/16)

REBOUNDS

5, 3x, MR: vs. MSU (1/6/18)

FIELD GOALS

12 vs. Oral Roberts (11/18/16)

FREE THROWS

14 vs. Murray State (12/15/16)

THREE-POINTERS

9 vs. Oral Roberts (11/18/16)

ASSISTS

9 at Syracuse (3/18/17)

STEALS

4 vs. Mississippi State (1/31/17)

BLOCKS

2, 2x MR: at Arkansas (2/18/17)

#2

MARCANVIS HYMON**POINTS**

20 vs. Towson (11/20/15)

REBOUNDS

14 at S.E. Missouri (12/12/15)

FIELD GOALS

10 vs. Towson (11/20/15)

FREE THROWS

4, 3x MR: vs. S. Alabama (12/22/16)

THREE-POINTERS

None

ASSISTS

5 vs. South Dakota St. (11/28/17)

STEALS

4 vs. Oral Roberts (11/18/16)

BLOCKS

4, 2x MR: vs. Memphis (12/3/16)

#3

TERENCE DAVIS**POINTS**

33 vs. LSU (2/14/17)

REBOUNDS

12 at Virginia Tech (12/11/16)

FIELD GOALS

13 vs. LSU (2/14/17)

FREE THROWS

8 at Vanderbilt (2/4/17)

THREE-POINTERS

6, 2x, MR: vs. Bradley (12/22/17)

ASSISTS

6 vs. Texas A&M (1/16/18)

STEALS

3, 3x MR: vs. LSU (2/14/17)

BLOCKS

3, 4x, MR: vs. Texas A&M-Corpus Christi (12/19/17)

#4

BREEIN TYREE**POINTS**

24, 2x, MR: at Auburn (1/9/18)

REBOUNDS

8 vs. Va. Tech (12/2/17)

FIELD GOALS

9 at Mississippi State (2/21/17)

FREE THROWS

7 vs. Tennessee (1/17/17)

THREE-POINTERS

4 at Auburn (1/9/18)

ASSISTS

6, 2x, MR: vs. Ill. St. (12/16/17)

STEALS

3 vs. Louisiana (11/10/17)

BLOCKS

1, 5x, MR: vs. Florida (1/13/18)

#5

MARKEL CRAWFORD**POINTS**

19 vs. South Dakota St. (11/28/17)

REBOUNDS

9 vs. Louisiana (11/10/17)

FIELD GOALS

7, 2x, MR: vs. Florida (1/13/18)

FREE THROWS

9 vs. Georgia St. (11/17/17)

THREE-POINTERS

4 vs. Sam Houston St. (12/13/17)

ASSISTS

5 vs. ECU (11/13/17)

STEALS

5 vs. Utah (11/20/17)

BLOCKS

2 vs. Illinois State (12/16/17)

#10

ANTONIO MORGANO**POINTS**

REBOUNDS

FIELD GOALS

FREE THROWS

THREE-POINTERS

ASSISTS

STEALS

BLOCKS

#11

ERIC HORN**POINTS**

REBOUNDS

1 vs. Bradley (12/22/17)

FIELD GOALS

FREE THROWS

THREE-POINTERS

ASSISTS

STEALS

BLOCKS

#12

BRUCE STEVENS**POINTS**

27 vs. Illinois State (12/16/17)

REBOUNDS

9, 2x, MR: at Texas A&M (1/16/18)

FIELD GOALS

9 at Texas A&M (1/16/18)

FREE THROWS

13 vs. Illinois State (12/16/17)

THREE-POINTERS

2 at Auburn (1/9/18)

ASSISTS

3, 3x, MR: at Texas A&M (1/16/18)

STEALS

2 vs. Florida (1/13/18)

BLOCKS

2, 3x, MR: vs. S. Carolina (12/31/17)

#13

DOMINIK OLEJNICZAK**POINTS**

15 vs. Texas A&M-Corpus Christi (12/19/17)

REBOUNDS

10 at Auburn (1/9/18)

FIELD GOALS

6 vs. Texas A&M-Corpus Christi (12/19/17)

FREE THROWS

3 vs. Texas A&M-Corpus Christi (12/19/17)

THREE-POINTERS

ASSISTS

2, 2x, MR: vs. ECU (11/13/17)

STEALS

3 at Auburn (1/9/18)

BLOCKS

3 vs. Texas A&M-Corpus Christi (12/19/17)

#20

D.C. DAVIS**POINTS**

1 vs. Texas A&M-Corpus Christi (12/19/17)

REBOUNDS

FIELD GOALS

FREE THROWS

1 vs. Texas A&M-Corpus Christi (12/19/17)

THREE-POINTERS

ASSISTS

1 vs. Texas A&M-Corpus Christi (12/19/17)

STEALS

1 vs. Texas A&M-Corpus Christi (12/19/17)

BLOCKS

#22

KARLIS SILINS**POINTS**

2, 2x MR: vs. Montana (11/24/16)

REBOUNDS

2 vs. No. 12 Creighton (11/21/16)

FIELD GOALS

None

FREE THROWS

2 vs. UT Martin (11/11/16)

THREE-POINTERS

None

ASSISTS

None

STEALS

1 vs. No. 12 Creighton (11/21/16)

BLOCKS

1 vs. Montana (11/24/16)

#24

LANE BELOW**POINTS**

2 vs. South Alabama (12/22/16)

REBOUNDS

FIELD GOALS

1 vs. South Alabama (12/22/16)

FREE THROWS

THREE-POINTERS

ASSISTS

STEALS

BLOCKS

#34

ILYA TYRTYSHNIK**POINTS**

REBOUNDS

1, 2x, MR: vs. Bradley (12/22/17)

FIELD GOALS

FREE THROWS

THREE-POINTERS

ASSISTS

STEALS

BLOCKS

#50

JUSTAS FURMANAVICIUS**POINTS**

15, 2x, MR: vs. Texas A&M-Corpus Christi (12/19/17)

REBOUNDS

13 vs. UT Martin (11/11/16)

FIELD GOALS

6 vs. South Alabama (12/22/16)

FREE THROWS

10 vs. South Carolina (3/4/17)

THREE-POINTERS

5 vs. Texas A&M-Corpus Christi (12/19/17)

ASSISTS

4 vs. South Carolina (3/4/17)

STEALS

4 vs. UT Martin (11/11/16)

BLOCKS

4 vs. Montana (11/24/16)

SEASON HIGHS

#0

DEVONTAE SHULER**POINTS**

19 vs. South Dakota St. (11/28/17)

REBOUNDS

8 at Auburn (1/9/18)

FIELD GOALS

8 vs. South Dakota St. (11/28/17)

FREE THROWS

4 vs. Sam Houston St. (12/13/17)

THREE-POINTERS

4 vs. Louisiana (11/10/17)

ASSISTS

3 vs. Louisiana (11/10/17)

STEALS

4, 2x, MR: at Georgia (1/3/18)

BLOCKS

1 vs. Texas A&M-Corpus Christi (12/19/17)

#1

DEANDRE BURNETT**POINTS**

21, 2x, MR: vs. MSU (1/6/18)

REBOUNDS

5, 2x, MR: vs. MSU (1/6/18)

FIELD GOALS

7 vs. Utah (11/20/17)

FREE THROWS

9 vs. South Carolina (12/31/17)

THREE-POINTERS

5 vs. Utah (11/20/17)

ASSISTS

8, 3x, MR: at Texas A&M (1/16/18)

STEALS

1, 6x, MR: vs. S. Carolina (12/31/17)

BLOCKS

#2

MARCANVIS HYMON**POINTS**

12, 2x, MR: at Middle Tenn. (12/9/17)

REBOUNDS

13 vs. Louisiana (11/10/17)

FIELD GOALS

6 at Middle Tennessee (12/9/17)

FREE THROWS

3 vs. Illinois St. (12/16/17)

THREE-POINTERS

ASSISTS

5 vs. South Dakota St. (11/28/17)

STEALS

3 vs. South Dakota St. (11/28/17)

BLOCKS

3, 2x, MR: vs. Rice (11/22/17)

#3

TERENCE DAVIS**POINTS**

24 vs. Georgia St. (11/17/17)

REBOUNDS

10 at Auburn (1/9/18)

FIELD GOALS

10 vs. South Dakota St. (11/28/17)

FREE THROWS

7 vs. Louisiana (11/10/17)

THREE-POINTERS

6 vs. Bradley (12/22/17)

ASSISTS

6 at Texas A&M (1/16/18)

STEALS

2, 5x, MR: vs. S. Carolina (12/31/17)

BLOCKS

3, 2x, MR: vs. Texas A&M-Corpus Christi (12/19/17)

#4

BREEIN TYREE**POINTS**

24 at Auburn (1/9/18)

REBOUNDS

8 vs. Va. Tech (12/2/17)

FIELD GOALS

7, 2x, MR: at Auburn (1/9/18)

FREE THROWS

6 at Auburn (1/9/18)

THREE-POINTERS

4 at Auburn (1/9/18)

ASSISTS

6 vs. Illinois St. (12/16/17)

STEALS

3 vs. Louisiana (11/10/17)

BLOCKS

1, 5x, MR: vs. Florida (1/13/18)

#5

MARKEL CRAWFORD**POINTS**

19 vs. South Dakota St. (11/28/17)

REBOUNDS

9 vs. Louisiana (11/10/17)

FIELD GOALS

7, 2x, MR: vs. Florida (1/13/18)

FREE THROWS

9 vs. Georgia St. (11/17/17)

THREE-POINTERS

4 vs. Sam Houston St. (12/13/17)

ASSISTS

5 vs. ECU (11/13/17)

STEALS

5 vs. Utah (11/20/17)

BLOCKS

2 vs. Illinois State (12/16/17)

#10

ANTONIO MORGANO**POINTS**

REBOUNDS

FIELD GOALS

FREE THROWS

THREE-POINTERS

ASSISTS

STEALS

BLOCKS

#11

ERIC HORN**POINTS**

REBOUNDS

1 vs. Bradley (12/22/17)

FIELD GOALS

FREE THROWS

THREE-POINTERS

ASSISTS

STEALS

BLOCKS

#12

BRUCE STEVENS**POINTS**

27 vs. Illinois State (12/16/17)

REBOUNDS

9, 2x, MR: at Texas A&M (1/16/18)

FIELD GOALS

9 at Texas A&M (1/16/18)

FREE THROWS

13 vs. Illinois State (12/16/17)

THREE-POINTERS

2 at Auburn (1/9/18)

ASSISTS

3, 3x, MR: at Texas A&M (1/16/18)

STEALS

2 vs. Florida (1/13/18)

BLOCKS

2, 3x, MR: vs. S. Carolina (12/31/17)

#13

DOMINIK OLEJNICZAK**POINTS**

15 vs. Texas A&M-Corpus Christi (12/19/17)

REBOUNDS

10 at Auburn (1/9/18)

FIELD GOALS

6 vs. Texas A&M-Corpus Christi (12/19/17)

FREE THROWS

3 vs. Texas A&M-Corpus Christi (12/19/17)

THREE-POINTERS

ASSISTS

2, 2x, MR: vs. ECU (11/13/17)

STEALS

3 at Auburn (1/9/18)

BLOCKS

3 vs. Texas A&M-Corpus Christi (12/19/17)

#20

D.C. DAVIS**POINTS**

1 vs. Texas A&M-Corpus Christi (12/19/17)

REBOUNDS

FIELD GOALS

FREE THROWS

1 vs. Texas A&M-Corpus Christi (12/19/17)

THREE-POINTERS

ASSISTS

1 vs. Texas A&M-Corpus Christi (12/19/17)

STEALS

1 vs. Texas A&M-Corpus Christi (12/19/17)

BLOCKS

#22

KARLIS SILINS**POINTS**

REBOUNDS

FIELD GOALS

FREE THROWS

THREE-POINTERS

ASSISTS

STEALS

BLOCKS

#24

LANE BELOW**POINTS**

REBOUNDS

FIELD GOALS

FREE THROWS

THREE-POINTERS

ASSISTS

STEALS

BLOCKS

#34

ILYA TYRTYSHNIK**POINTS**

REBOUNDS

1, 2x, MR: vs. Bradley (12/22/17)

FIELD GOALS

FREE THROWS

THREE-POINTERS

ASSISTS

STEALS

BLOCKS

#50

JUSTAS FURMANAVICIUS**POINTS**

15 vs. Texas A&M-Corpus Christi (12/19/17)

REBOUNDS

8 vs. Bradley (12/22/17)

FIELD GOALS

5 vs. Texas A&M-Corpus Christi (12/19/17)

FREE THROWS

2, 2x, MR: vs. Va. Tech (12/2/17)

THREE-POINTERS

5 vs. Texas A&M-Corpus Christi (12/19/17)

ASSISTS

2, 2x, MR: vs. Bradley (12/22/17)

STEALS

2 vs. Rice (11/22/17)

BLOCKS

3 vs. Louisiana (11/10/17)

THE LAST TIME ...

AN OLE MISS TEAM...

Scored 100+ points at home 105 vs. Oregon (Dec. 8, 2013)
 Scored 100+ points on the road 104 at Mississippi State (4ot) (Jan. 24, 1990)
 Scored 100+ points and lost 105 vs. Oregon (Dec. 8, 2013)
 Scored 110+ points 111 vs. Mississippi Valley State (Nov. 22, 2013)
 Scored 50 points or less 47 vs. Georgia (Jan. 11, 2017)
 Scored 40 points or less 40 at Kentucky (Feb. 22, 2006)
 Scored 50 or less and won 50-48 vs. SMU (Jan. 3, 2012)
 Held opponent to 50 or less 49 vs. Bradley (Dec. 19, 2016)
 Won an overtime game 87-82 at Mississippi State (Feb. 22, 2017)
 Lost an overtime game 101-97 vs. Illinois State (Dec. 16, 2017)
 Won a double overtime game 90-87 vs. Texas Tech (Mar. 23, 2010)
 Lost a double overtime game 69-67 at Alabama (Feb. 4, 2012)
 Played a triple overtime game Never Happened
 Played a four-overtime game 104-102 at Mississippi State (Jan. 24, 1990)

Made 10+ three-point field goals 12 vs. Bradley (Dec. 22, 2017)
 Made 12+ three-point field goals 12 vs. Bradley (Dec. 22, 2017)
 Made 15+ three-point field goals 15 at Syracuse (March 18, 2017)
 Allowed 10+ three-point field goals 10 vs. Florida (Jan. 13, 2018)
 Had 15+ rebound margin 15 vs. Monmouth (March 14, 2017)
 Had 20+ rebound margin 22 vs. Arkansas (Jan. 11, 2012)
 Had 25+ rebound margin 25 vs. Florida A&M (Dec. 22, 2008)
 Had 50+ rebounds 50 vs. Tennessee (Jan. 17, 2017)
 Had 60+ rebounds 64 vs. Troy (Nov. 27, 2007)
 Had two players with 10+ rebounds at #22 Auburn (Jan. 9, 2018)
 Terence Davis (10), Dominik Olejniczak (10)
 Had three players with 10+ rebounds vs. Georgia (Jan. 9, 2016)
 Sebastian Saiz (10), Martavious Newby (10), and Rasheed Brooks (10)
 Had two players with 20+ points vs. Florida (Jan. 13, 2018)
 Bruce Stevens (22), Deandre Burnett (20)
 Attempted 30+ free throws 33 vs. South Carolina (Dec. 31, 2017)
 Attempted 40+ free throws 55 vs. Missouri (March 9, 2017)
 Attempted 50+ free throws 55 vs. Missouri (March 9, 2017)
 Made 25+ free throws 26 vs. South Carolina (Dec. 31, 2017)
 Made 30+ free throws 31 vs. Missouri (March 9, 2017)
 Made 35+ free throws 40 vs. Georgia Southern (Nov. 17, 2015)
 Made 40+ free throws 40 vs. Georgia Southern (Nov. 17, 2015)
 Shot 90% or better from FT line 93.1% vs. Missouri (Feb. 25, 2017)

Had 20+ assists 25 vs. Texas A&M-Corpus Christi (Dec. 19, 2017)
 Had 25+ assists 25 vs. Texas A&M-Corpus Christi (Dec. 19, 2017)
 Had 30+ assists 32 vs. Centenary (Dec. 19, 2009)

Had 20+ turnovers 21 at Mississippi State (Feb. 22, 2017)
 Had 25+ turnovers 26 vs. Southern Utah (Nov. 18, 2005)
 Forced 20+ turnovers 22 vs. Bradley (Dec. 22, 2017)
 Forced 25+ turnovers 25 vs. Bradley (Nov. 28, 2015)
 Forced 30+ turnovers 31 vs. Louisiana-Monroe (Nov. 24, 2007)

Had 10+ steals 10 vs. Bradley (Dec. 22, 2017)
 Had 15+ steals 20 vs. Lipscomb (Nov. 23, 2012)
 Had 20+ steals 20 vs. Lipscomb (Nov. 23, 2012)

Blocked 5+ shots 5 vs. Mississippi State (Jan. 6, 2018)
 Blocked 10+ shots 10 vs. Texas A&M-Corpus Christi (Dec. 19, 2017)
 Blocked 12+ shots 13 vs. Bradley (Dec. 19, 2016)

Beat a ranked team 96-82 at No. 19 Arkansas (Jan. 17, 2015)
 Beat a ranked team on the road 96-82 at No. 19 Arkansas (Jan. 17, 2015)
 Beat a ranked team on a neutral floor 75-68 vs. No. 23 Creighton (Nov. 28, 2014)

Kept every opposing player out of double figures vs. Mississippi St. (Jan. 6, 2018)
 Had all five starters score in double figures at Memphis (Dec. 18, 2015)
 Had five players score in double figures vs. Texas A&M-Corpus Christi (Dec. 19, 2017)
 Had six players score in double figures at Auburn (Jan. 7, 2017)
 Had no players score in double figures at LSU (Jan. 7, 2012)

Overcame a 5-point+ halftime deficit to win 6 vs. Mississippi State (Jan. 6, 2018)
 Overcame a 5-point+ halftime deficit on the road to win 5 at Vanderbilt (Feb. 4, 2017)
 Overcame a 10-point+ halftime deficit to win 20 vs. Auburn (Feb. 11, 2017)
 Overcame a 20-point+ halftime deficit to win 20 vs. Auburn (Feb. 11, 2017)
 Overcame a 15-point+ second half deficit to win 23 vs. Auburn (Feb. 11, 2017)
 Overcame a 20-point+ second half deficit to win 23 vs. Auburn (Feb. 11, 2017)

AN OLE MISS PLAYER...

Scored 20+ points 20, Bruce Stevens at Texas A&M (Jan. 16, 2018)
 Scored 30+ points 30, Terence Davis at Syracuse (March 18, 2017)
 Scored 35+ points 41, Deandre Burnett vs. Oral Roberts (Nov. 18, 2016)
 Scored 40+ points 41, Deandre Burnett vs. Oral Roberts (Nov. 18, 2016)
 Scored 50+ points 53, Gerald Glass vs. LSU (Mar. 4, 1989)

Scored 20+ points in 5 straight games Stefan Moody (11/25/15-1/28/16)
 Scored 20+ points in 10 straight games Stefan Moody (11/25/15-1/28/16)
 Scored 20+ points in 14 straight games Stefan Moody (11/25/15-1/28/16)
 Scored 20+ points in 18 straight games Joe Gibbon (12/10/56-2/28/57)
 Scored 20+ points in 22 straight games Johnny Neumann (12/01/70-2/22/71)

Made 5+ 3-pointers 6, Terence Davis vs. Bradley (Dec. 22, 2017)
 Made 7+ 3-pointers 9, Deandre Burnett vs. Oral Roberts (Nov. 18, 2016)
 Made 8+ 3-pointers 9, Deandre Burnett vs. Oral Roberts (Nov. 18, 2016)
 Made 9+ 3-pointers 9, Deandre Burnett vs. Oral Roberts (Nov. 18, 2016)
 Made 10+ 3-pointers 10, Marshall Henderson vs. Oregon (Dec. 8, 2013)
 Attempted 10+ 3-pointers 10, Breein Tyree at #22 Auburn (Jan. 9, 2018)
 Attempted 15+ 3-pointers 17, Stefan Moody vs. Alabama (March 10, 2016)

Had a double-double Terence Davis, 13 points, 10 rebounds
 Dominik Olejniczak, 10 points, 10 rebounds
 at #22 Auburn (Jan. 9, 2018)
 Had a double-double in 2 straight games Sebastian Saiz (3/4/17-3/9/17)
 Had a double-double in 3 straight games Sebastian Saiz (1/28/17-2/4/17)
 Had a double-double in 4 straight games Sebastian Saiz (1/28/17-2/8/17)
 Had a double-double in 5 straight games Sebastian Saiz (12/15/16-1/3/17)
 Had a double-double in 6 straight games Sebastian Saiz (12/15/16-1/7/17)
 Had a double-double in 7 straight games Rahim Lockhart (11/19/99-12/4/99)
 Had 5+ double-doubles in a season 5, Terence Davis, - 2016-17 season
 23, Sebastian Saiz - 2016-17 season
 Had 10+ double-doubles in a season 23, Sebastian Saiz - 2016-17 season
 Had 18+ double-doubles in a season 23, Sebastian Saiz - 2016-17 season
 Had 20+ double-doubles in a season 23, Sebastian Saiz 2016-17 season

Had 20+ points and 15+ rebounds Sebastian Saiz, 21 pts/15 rebs
 vs. South Carolina (March 4, 2017)
 Had 20+ points and 20+ rebounds Walter Actwood, 22 pts/22 rebs
 vs. ISU-Evansville (Dec. 1, 1975)

Had 15+ rebounds 15, Sebastian Saiz vs. Georgia Tech (March 21, 2017)
 Had 20+ rebounds 20, Murphy Holloway vs. Auburn (Feb. 24, 2010)
 Had 10+ offensive rebounds 10, Dwayne Curtis vs. Auburn (Feb. 25, 2006)
 Had 10+ defensive rebounds 11, Sebastian Saiz vs. Georgia Tech (March 21, 2017)

Had 10+ assists 10, Jarvis Summers vs. BYU (March 17, 2015)
 Had 15+ assists 15, Sean Tuohy vs. Auburn (Jan. 26, 1980)
 Had 9+ assists and 0 turnovers 9, Cullen Neal vs. South Alabama (Dec. 22, 2016)
 Had 8+ assists and 0 turnovers 8, Deandre Burnett at Texas A&M (Jan. 16, 2018)

Had 5+ blocks 6, Sebastian Saiz vs. Bradley (Dec. 19, 2016)
 Had 8+ blocks 8, Reginald Buckner at Arkansas (Feb. 5, 2011)

Had 5+ steals 5, Markel Crawford vs. Utah (Nov. 20, 2017)
 Had 8+ steals 8, Gerald Glass vs. Christian Bros. (Nov. 25, 1988)


Made 10+ free throws 13, Bruce Stevens vs. Illinois State (Dec. 16, 2017)
 Made 15+ free throws 15, Stefan Moody vs. Mississippi State (March 3, 2016)
 Attempted 10+ free throws 10, Terence Davis at #22 Auburn (Jan. 9, 2018)
 Attempted 15+ free throws 16, Bruce Stevens vs. Illinois State (Dec. 16, 2017)
 Attempted 20+ free throws 20, Ansu Sesay vs. Arkansas (Feb. 18, 1995)

Shot 100% from the floor (min. 5) Marcanvis Humon, 6-6
 at Middle Tennessee (Dec. 9, 2017)
 Shot 90% from the floor (min. 10) Marcanvis Hymon, 10-11,
 vs. Towson (Nov. 20, 2015)

Played 40+ minutes 41, Deandre Burnett vs. Oral Roberts (Nov. 18, 2016)

Fouled out Terence Davis, Bruce Stevens at #22 Auburn (Jan. 9, 2018)

RADIO/TV ROSTER



0

DEVONTAE SHULER6-2 • 192 • G • Fr.
Irmo, S.C.

1

DEANDRE BURNETT6-2 • 192 • G • Sr.
Miami Gardens, Fla.

2

MARCANVIS HYMON6-7 • 220 • F • Sr.
Memphis, Tenn.

3

TERENCE DAVIS6-4 • 201 • G • Jr.
Southaven, Miss.

4

BREEIN TYREE6-2 • 192 • G • So.
Somerset, N.J.

5

MARKEL CRAWFORD6-4 • 210 • G • Gr.
Memphis, Tenn.


10

ANTONIO MORGANO5-10 • 165 • G • R-Fr.
Morgantown, W. Va.

11

ERIC HORN6-7 • 185 • F • So.
Los Gatos, Calif.

12

BRUCE STEVENS6-8 • 252 • F • Jr.
Loun, Miss.


13

DOMINIK OLEJNICZAK7-0 • 255 • C • So.
Torun, Poland


20

D.C. DAVIS5-11 • 175 • G • Jr.
Purvis, Miss.


22

KARLIS SILINS6-11 • 245 • F • R-Fr.
Riga, Latvia

24

LANE BELOW6-1 • 185 • G • Sr.
Advance, Mo.

34

ILYA TYRTYSHNIK6-3 • 185 • G • Fr.
Kiev, Ukraine


50

JUSTAS FURMANAVICIUS6-7 • 210 • F • Sr.
Kaunas, Lithuania**RAHIM LOCKHART**

First year at Ole Miss

**TONY MADLOCK**

Fourth year at Ole Miss

**TODD ABERNETHY**

Fourth year at Ole Miss

**ANDY KENNEDY**

12th year at Ole Miss

BOX SCORES

Official Basketball Box Score -- Game Totals -- Final Statistics
Louisiana vs Ole Miss
11/10/17 7:28 pm at Oxford, Miss.

Louisiana 76 • 0-1

#	Player	Total			3-Ptr			Rebounds			PF	TP	A	TO	Blk	Stl	Min
		FG-FGA	FG-FGA	FT-FTA	Off	Def	Tot										
23	Gant, JaKeenan	f	4-10	1-4	0-0	2	6	8	4	9	1	0	1	0	0	22	
32	Washington, Bryce	f	1-9	0-0	2-4	2	5	7	0	4	1	2	0	0	0	29	
04	Bartley, Frank	g	0-3	0-2	3-4	0	3	3	1	3	1	2	0	0	0	21	
30	Stove, Johnathan	g	6-11	0-2	4-6	3	1	4	3	16	1	3	0	1	1	21	
35	Stroman, Marcus	g	4-7	1-2	3-4	0	3	3	3	12	5	3	0	1	1	34	
00	Russell, Cedric		5-9	5-8	0-0	0	0	0	3	15	2	1	0	2	2	21	
01	Marquetti, Malik		0-3	0-0	1-2	3	0	3	2	1	1	1	0	1	1	18	
03	Miller, Justin		4-14	1-4	3-3	2	4	6	3	12	1	0	1	1	1	19	
15	Hardy, P.J.		1-3	0-1	0-0	1	0	1	2	2	0	1	0	0	0	8	
33	Stalcup, Larenz		1-2	0-0	0-0	0	0	0	2	2	1	0	0	0	0	7	
	Team					4	1	5									
Totals			26-71	8-23	16-23	17	23	40	23	76	14	13	2	6	200		

FG % 1st Half:	15-38	39.5%	2nd half:	11-33	33.3%	Game:	26-71	36.6%	Deadball Rebounds	3
3FG % 1st Half:	4-10	40.0%	2nd half:	4-13	30.8%	Game:	8-23	34.8%		
FT % 1st Half:	8-12	66.7%	2nd half:	8-11	72.7%	Game:	16-23	69.6%		

Ole Miss 94 • 1-0

#	Player		Total			3-Ptr			Rebounds			PF	TP	A	TO	Blk	Stl	Min
			FG-FGA	FG-FGA	FT-FTA	Off	Def	Tot										
02	Hymon, Marcanvis	f	5-7	0-0	2-3	4	9	13	2	12	0	1	1	1	1	32		
13	Olejniczak, Dominik	c	1-2	0-0	0-2	3	1	4	2	2	2	1	1	0	0	23		
03	Davis, Terence	g	6-13	2-6	7-10	1	6	7	2	21	4	4	1	1	1	27		
04	Tyree, Breen	g	4-10	0-4	2-2	0	1	1	1	10	2	2	0	3	1	19		
05	Crawford, Markel	g	2-8	1-3	4-6	2	7	9	2	9	2	1	0	1	1	31		
00	Shuler, Devontae	g	5-7	4-6	0-0	1	1	2	1	14	3	2	0	0	0	16		
01	Burnett, Deandre	g	6-9	0-2	5-6	0	0	0	2	17	3	1	0	0	0	26		
12	Stevens, Bruce	g	4-9	0-0	1-2	3	6	9	4	9	1	2	1	0	0	16		
50	Furmanavicius, Justas	g	0-0	0-0	0-0	0	1	1	3	0	0	0	3	0	0	10		
Team						2	0	2										
Totals			33-65	7-21	21-31	16	32	48	19	94	17	14	7	6	200			

FG % 1st Half:	14-28	50.0%	2nd half:	19-37	51.4%	Game:	33-65	50.8%	Deadball Rebounds	3
3FG % 1st Half:	4-12	33.3%	2nd half:	3-9	33.3%	Game:	7-21	33.3%		
FT % 1st Half:	8-16	50.0%	2nd half:	13-15	86.7%	Game:	21-31	67.7%		

Officials: Doug Shows, Garrick Shannon, Tim Gattis
Technical fouls: Louisiana-Russell, Cedric. Ole Miss-None.
Attendance: 8302

Score by periods	1st	2nd	Total
Louisiana	42	34	76
Ole Miss	40	54	94

Last FG - LA 2nd-02:25, OM 2nd-01:53.
Largest lead - LA by 10 1st-05:19, OM by 18 2nd-00:05.
LA led for 17:31. OM led for 19:08. Game was tied for 03:21.

Score tied - 6 times.
Lead changed - 7 times.

Official Basketball Box Score -- Game Totals -- Final Statistics
Georgia State vs Ole Miss
11/17/17 6:01 p.m. at Oxford, Miss.

Georgia State 72 • 2-1

#	Player		Total			3-Ptr			Rebounds			PF	TP	A	TO	Blk	Stl	Min
			FG-FGA	FG-FGA	FT-FTA	FG-FGA	FG-FGA	FT-FTA	Off	Def	Tot							
02	Benlevi, Malik	f	3-5	1-3	1-1	1	3	4	5	8	1	0	0	1	0	1	28	
15	Simonds, D'Marcus	f	10-22	1-4	8-11	1	3	4	5	29	5	7	0	1	1	39		
23	Session, Jordan	f	0-1	0-0	3-4	2	3	5	4	3	0	1	0	1	1	27		
30	Thomas, Jeff	f	5-9	3-6	1-2	3	6	9	4	14	1	1	0	1	1	39		
24	Mitchell, Devin	g	4-9	3-6	0-0	0	3	3	4	11	1	3	1	1	0	30		
00	Alibegovic, Denis	g	0-0	0-0	0-0	0	0	0	0	0	0	0	0	0	0	0+		
11	Williams, Isaiah	g	0-2	0-1	0-0	0	1	1	0	1	0	0	0	0	0	12		
12	Williams, Kane	g	1-3	0-1	2-2	1	0	1	1	4	0	1	0	0	0	7		
14	Clerkley, Chris	g	0-0	0-0	0-0	0	1	1	0	0	0	1	0	0	0	4		
20	Linder, Josh	g	1-1	0-0	1-2	1	1	2	0	3	0	0	0	0	0	5		
50	Tyson, Jordan	g	0-1	0-0	0-0	0	0	0	5	0	0	2	0	0	0	9		
Team						2	3	5										
Totals			24-53	8-21	16-22	11	24	35	30	72	9	16	1	5	200			

FG % 1st Half:	16-30	53.3%	2nd half:	8-23	34.8%	Game:	24-53	45.3%	Deadball Rebounds	1
3FG % 1st Half:	5-8	62.5%	2nd half:	3-13	23.1%	Game:	8-21	38.1%		
FT % 1st Half:	7-10	70.0%	2nd half:	9-12	75.0%	Game:	16-22	72.7%		

Ole Miss 77 • 3-0

#	Player		Total			3-Ptr			Rebounds			PF	TP	A	TO	Blk	Stl	Min
			FG-FGA	FG-FGA	FT-FTA	FG-FGA	FG-FGA	FT-FTA	Off	Def	Tot							
02	Hymon, Marcanvis	f	1-2	0-0	0-0	2	2	4	4	2	3	0	1	1	1	21		
13	Olejniczak, Dominik	c	2-3	0-0	1-2	0	2	2	3	5	1	1	1	0	14			
03	Davis, Terence	g	8-13	5-10	3-3	1	5	6	5	24	1	5	3	1	28			
04	Tyree, Breein	g	3-8	3-5	0-2	0	3	3	2	9	0	0	0	1	26			
05	Crawford, Markel	g	3-7	0-3	9-10	1	3	4	1	15	1	2	0	1	30			
00	Shuler, Devontae	g	3-7	1-4	0-0	0	2	2	2	7	1	1	0	0	24			
01	Burnett, Deandre	g	0-6	0-4	7-9	0	1	1	0	7	6	1	0	0	24			
12	Stevens, Bruce	g	3-6	0-1	2-4	4	2	6	2	8	0	2	1	1	22			
50	Furmanavicius, Justas	g	0-0	0-0	0-0	0	2	2	3	0	0	1	0	0	11			
Team						2	1	3										
Totals			23-52	9-27	22-30	10	23	33	22	77	13	13	6	5	200			

FG % 1st Half:	10-24	41.7%	2nd half:	13-28	46.4%	Game:	23-52	44.2%	Deadball Rebounds	3
3FG % 1st Half:	3-13	23.1%	2nd half:	6-14	42.9%	Game:	9-27	33.3%		
FT % 1st Half:	13-19	68.4%	2nd half:	9-11	81.8%	Game:	22-30	73.3%		

Officials: Anthony Jordan, Chuck Jones, Rob Rorke
Technical fouls: Georgia State-None. Ole Miss-None.
Attendance: 6835

Score by periods	1st	2nd	Total
Georgia State	44	28	72
Ole Miss	36	41	77

Last FG - GSU 2nd-00:04, OM 2nd-02:01.
Largest lead - GSU by 12 1st-14:44, OM by 8 2nd-04:01.
GSU led for 24:54. OM led for 12:35. Game was tied for 02:31.

Score tied - 2 times.
Lead changed - 3 times.

Official Basketball Box Score -- Game Totals -- Final Statistics
Eastern Kentucky vs Ole Miss
11/13/17 5:31 p.m. at Oxford, Miss.

Eastern Kentucky 75 • 1-1

#	Player	Total			3-Ptr			Rebounds			PF	TP	A	TO	Blk	Stl	Min
		FG-FGA	FG-FGA	FT-FTA	Off	Def	Tot										
02	DISHMAN, DeAndre	f	2-3	0-0	2-4	0	0	0	4	6	0	0	0	0	0	1	16
10	MAYO, Nick	f	7-9	1-1	4-5	0	10	10	1	19	2	3	1	0	0	39	
12	CHARLES, Zach	f	3-3	1-1	1-2	2	5	7	1	8	1	0	0	0	0	29	
01	HOBBS, JacQuess	f	3-9	0-1	1-2	0	4	4	2	7	6	5	0	2	3	35	
20	BOYD, Dedic	g	6-17	2-4	5-5	1	2	3	3	19	0	3	0	0	0	23	
03	BROUGHTON, Peyton	g	1-3	0-1	0-0	0	1	1	1	2	0	0	0	0	0	15	
04	AVARE, Dillon	g	1-3	1-3	0-0	0	0	0	0	3	1	0	0	0	0	14	
05	YOUNGMAN, A.J.	g	0-0	0-0	0-0	0	0	0	1	0	0	0	0	0	0	8	
13	DAVIS, Jackson	g	3-4	1-1	4-4	0	3	3	4	11	0	1	2	1	1	21	
21	ANDERSON, Lachlan	g	0-0	0-0	0-0	0	0	0	0	0	0	0	0	0	0	0+	
23	CARMICAL, Cameron	g	0-0	0-0	0-0	0	0	0	0	0	0	0	0	0	0	0+	
Team						2	0	2									
Totals			26-51	6-12	17-22	5	25	30	17	75	10	12	3	4	200		

FG % 1st Half:	12-25	48.0%	2nd half:	14-26	53.8%	Game:	26-51	51.0%	Deadball Rebounds	3
3FG % 1st Half:	4-8	50.0%	2nd half:	2-4	50.0%	Game:	6-12	50.0%		
FT % 1st Half:	6-8	75.0%	2nd half:	11-14	78.6%	Game:	17-22	77.3%		

Ole Miss 85 • 2-0

#	Player		Total			3-Ptr			Rebounds			PF	TP	A	TO	Blk	Stl	Min
			FG-FGA	FG-F	FT-FTA	Off	Def	Total										
02	Hymon, Marcanvis	f	3-6	0-0	2-4	5	5	10	2	8	3	0	3	0			22	
13	Olejniczak, Dominik		3-5	0-0	0-0	1	2	3	2	6	2	2	2	0	1		24	
14	Shuler, Devontae	g	5-12	2-6	0-0	0	1	1	1	12	1	2	0	1			23	
15	Tyree, Breen	g	3-8	1-1	0-0	0	1	1	1	7	5	0	1	0	1		25	
16	Crawford, Markel	g	4-7	1-1	2-2	2	2	4	10	7	2	1	2	1			20	
01	Burnett, Deandre		4-8	4-5	5-6	0	1	1	1	17	0	1	0	0			23	
03	Davis, Terence		6-12	3-8	1-2	3	3	6	1	16	2	1	0	2	2		23	
04	Stevens, Bruce		1-4	0-1	3-4	0	4	4	1	5	1	0	0	0			16	
10	Furnanavicius, Justas		1-1	0-0	2-2	1	1	2	2	4	0	0	0	0			18	
12	Team					2	1	3										
20	Totals		30-63	10-22	15-22	13	20	33	15	85	19	8	4	8			200	

BOX SCORES



Official Basketball Box Score -- Game Totals -- Final Statistics
Ole Miss vs Rice
11/22/17 7:00pm at T-Mobile Arena Las Vegas, NV



Ole Miss 79 • 4-1

#	Player		Total		3-Ptr		Rebounds			PF	TP	A	TO	Blk	Stl	Min
			FG	FGA	FG-FGA	FT-FTA	Off	Def	Total							
02	Hymon, Marcanvis	f	3-5	0-0	1-4	3	6	9	2	7	0	1	3	1	0	24
00	Shuler, Devontae	g	4-10	3-7	2-2	2	3	5	2	13	2	3	0	2	2	28
01	Burnett, Deandre	g	6-12	3-9	3-4	0	5	5	1	18	8	1	0	1	0	32
03	Davis, Terence	g	6-10	3-7	0-0	1	2	3	4	15	2	1	1	2	17	
05	Crawford, Markel	g	3-9	1-5	0-0	0	2	2	4	7	3	2	0	0	0	29
04	Tyree, Breein	g	1-5	1-2	0-0	1	3	4	0	3	4	2	0	0	19	
12	Stevens, Bruce	g	1-2	0-0	3-4	0	5	5	1	5	0	2	0	1	18	
13	Olejniczak, Dominik	g	1-2	0-0	0-0	0	0	0	1	2	0	1	0	0	8	
20	Davis, D.C.	g	0-0	0-0	0-0	0	0	0	0	0	0	0	0	0	1	
34	Tyrtysnik, Ilya	g	0-1	0-1	0-0	0	0	0	0	0	0	0	0	0	1	
50	Furmanavicius, Justas	g	4-4	1-1	0-0	2	1	3	3	9	0	0	0	0	23	
Team			FG-FGA			0	3	3								
Totals			29-60	12-32	9-14	9	30	39	18	79	19	13	4	9	200	
FG % 1st Half: 15-31			48.4%	2nd half: 14-29	48.3%	Game: 29-60			48.3%	Deadball						
3FG % 1st Half: 6-17			35.3%	2nd half: 6-15	40.0%	Game: 12-32			37.5%	Rebounds						
FT % 1st Half: 4-6			66.7%	2nd half: 5-8	62.5%	Game: 9-14			64.3%	4						

Rice 62 • 1-4

#	Player		Total		3-Ptr	Rebounds			PF	TP	A	TO	Blk	Stl	Min	
			FG-FGA	FG-FGA	FT-FTA	Off	Def	Total								
10	MARTIN, Robert	f	1-3	0-2	3-4	3	2	5	0	5	1	1	0	1	19	
13	OSBORNE, Malik	f	0-4	0-2	4-4	3	3	6	1	4	2	2	1	0	25	
00	CASHAW, Connor	g	8-20	4-8	4-6	1	1	2	3	24	3	1	0	1	33	
03	ADAMS, Ako	g	3-12	1-7	0-0	0	3	3	2	7	4	1	0	2	29	
15	MENCY, Bishop	g	1-5	0-4	0-1	3	3	6	1	2	2	2	0	0	31	
02	LAPRAY, A.J.	g	2-7	2-5	0-0	0	4	4	2	6	1	2	0	0	26	
04	JONES, Dylan	g	3-3	0-0	2-3	1	1	2	1	8	0	0	0	0	9	
11	LESTER, Miles	g	0-1	0-1	0-0	0	0	0	0	0	0	0	0	0	1	
14	HUNTER, Najia	g	0-1	0-0	0-0	1	1	2	0	0	1	3	0	0	10	
30	MEYER, Austin	g	2-4	0-0	0-0	0	0	0	2	4	0	0	0	0	7	
35	HARRISON, Tim	g	1-3	0-2	0-2	0	1	1	2	2	0	1	1	0	10	
Team						3	4	7								
Totals				21-63	7-31	13-20	15	23	38	14	62	14	13	2	4	200
FG % 1st Half:			12-30	40.0%	2nd half:	9-33	27.3%	Game:	21-63	33.3%						Deadball
3FG % 1st Half:			5-17	29.4%	2nd half:	2-14	14.3%	Game:	7-31	22.6%						Rebounds
FT % 1st Half:			6-10	60.0%	2nd half:	7-10	70.0%	Game:	13-20	65.0%						4

Officials: Tom O'Neill, Kerry Sittion, Jose Carrion
Technical fouls: Ole Miss-None. Rice-None.
Attendance: 6014

Score by periods	1st	2nd	Total
Ole Miss	40	39	79
Rice	35	27	62

	In	Off	2nd	Fast	Bench
Points	Paint	T/O	Chance	Break	
OM	26	14	5	6	19
RICE	18	10	14	0	20

Last FG - OM 2nd-04:08, RICE 2nd-00:46.
Largest lead - OM by 23 2nd-06:37, RICE by 6 1st-06:05.
OM led for 32:21. RICE led for 08:38. Game was tied for 00:48.

Score tied - 1 time.
Lead changed - 4 times.



Official Basketball Box Score -- Game Totals -- Final Statistics
Virginia Tech vs Ole Miss
12/27/17 1 p.m. at Oxford, Miss.



Virginia Tech 83 • 7-1

#	Player		Total			3-Ptr			Rebounds			PF	TP	A	TO	Blk	Stl	Min
			FG-FGA	FG-FGA	FT-FTA	FG-FGA	FG-FGA	FT-FTA	Off	Def	Tot							
11	Ahmed Hill	f	2-5	1-3	0-0	0	3	3	3	5	2	2	0	1	1	18		
24	Kerry Blackshear Jr.	f	5-8	0-0	7-11	2	3	5	5	17	0	0	1	1	23			
04	N. Alexander-Walker	g	4-11	1-6	4-6	2	3	5	1	13	1	2	0	1	33			
05	Justin Robinson	g	2-9	2-3	7-8	0	1	1	4	13	8	2	0	2	34			
10	Justin Bibbs	g	3-8	1-5	4-4	0	3	3	1	11	1	4	0	0	41			
01	Tyrie Jackson		1-3	1-2	0-0	0	0	0	1	3	0	0	0	0	7			
11	Devin Wilson		0-2	0-1	1-4	0	2	2	1	1	1	1	0	0	23			
14	P.J. Horne		2-2	0-0	0-0	0	2	2	2	4	1	0	0	0	11			
15	Chris Clarke		6-9	1-2	3-4	1	11	12	3	16	4	3	0	1	35			
Team							1	7	8									
Totals				25-57	7-22	26-37	6	35	41	21	83	18	14	1	6	225		
FG % 1st Half: 8-23			34.8%	2nd half: 14-28	50.0%	OT: 3-6	50.0%	Game: 25-57	43.9%	Deadball								
3FG % 1st Half: 2-11			18.2%	2nd half: 4-9	44.4%	OT: 1-2	50.0%	Game: 7-22	31.8%	Rebounds								
FT % 1st Half: 11-16			68.8%	2nd half: 11-15	73.3%	OT: 4-6	66.7%	Game: 26-37	70.3%									

Ole Miss 80 • 4-3

#	Player		Total			3-Ptr			Rebounds			PF	TP	A	TO	Blk	Stl	Min	
			FG-FGA	FG-FGA	FT-FTA	FG-FGA	FG-FGA	FT-FTA	Off	Def	Tot								
02	Hymon, Marcanvis	f	2-2	0-0	1-3	0	3	3	5	5	0	2	2	0	21				
01	Burnett, Deandre	g	4-14	1-5	2-2	0	0	0	2	11	7	1	0	1	34				
03	Davis, Terence	g	6-17	4-11	1-2	3	4	7	4	17	5	1	2	0	31				
04	Tyree, Breein	g	6-14	2-6	3-5	3	5	8	4	17	5	4	1	1	34				
05	Crawford, Markel	g	5-10	2-3	1-3	1	3	4	3	13	0	0	0	0	39				
00	Shuler, Devontae	g	3-9	0-3	0-1	1	3	4	0	6	0	0	0	1	22				
12	Stevens, Bruce	g	2-4	0-2	3-6	1	5	6	2	7	0	2	1	0	17				
13	Olejniczak, Dominik	g	1-2	0-0	0-0	0	3	3	5	2	0	2	0	0	9				
50	Furmanavicius, Justas	g	0-1	0-1	2-2	1	2	3	3	2	0	0	1	0	18				
Team						3	1	4											
Totals				29-73	9-31	13-24	13	29	42	28	80	17	12	7	3	225			
FG % 1st Half: 14-33			42.4%	2nd half: 13-33			39.4%	OT: 2-7			28.6%	Game: 29-73			39.7%	Deadball			
3FG % 1st Half: 7-15			46.7%	2nd half: 2-12			16.7%	OT: 0-4			0.0%	Game: 9-31			29.0%	Rebounds			
FT % 1st Half: 4-7			57.1%	2nd half: 5-11			45.5%	OT: 4-6			66.7%	Game: 13-24			54.2%	5.1			

Officials: Tony Green, Joe Lindsay, Chuck Jones
Technical fouls: Virginia Tech-None. Ole Miss-None.
Attendance: 6297

Score by periods	1st	2nd	OT	Total
Virginia Tech	29	43	11	83
Ole Miss	39	33	8	80



Official Basketball Box Score -- Game Totals -- Final Statistics
South Dakota State vs Ole Miss
11/28/17 7:01 p.m. at Oxford, Miss.



South Dakota State 99 • 7-2

#	Player		Total			3-Ptr			Rebounds			PF	TP	A	TO	Blk	Stl	Min
			FG-FGA	FG-FGA	FT-FTA	Off	Def	Tot										
23	Reed Tellinghuisen	f	7-13	5-8	0-0	0	1	1	2	19	3	0	0	0	37			
24	Mike Daum	f	9-21	6-15	2-2	2	5	7	5	26	1	3	0	3	33			
01	Skyler Flatten	g	3-7	2-5	0-0	1	1	2	1	8	3	0	0	0	21			
02	Tevin King	g	2-4	1-1	1-2	1	8	9	4	6	6	2	0	0	34			
03	Chris Howell	g	2-3	0-0	1-1	1	3	4	2	5	0	4	0	1	13			
00	Brandon Key		2-5	0-0	0-0	1	5	6	1	4	5	3	0	0	14			
05	David Jenkins Jr.		7-18	2-10	6-6	1	4	5	3	22	3	1	0	1	36			
25	Lane Severyn		1-1	1-1	1-3	1	0	1	1	4	1	1	1	0	19			
45	Ian Theysen		2-2	1-1	0-0	1	2	3	3	5	0	0	0	0	18			
	Team					2	4	6										
Totals			35-74	18-41	11-14	11	33	44	22	99	22	14	1	5	225			
FG % 1st Half: 20-38 52.6%			2nd half: 10-29 34.5%		OT: 5-7 71.4%	Game: 35-74 47.3%		Deadball										
3FG % 1st Half: 11-21 52.4%			2nd half: 6-18 33.3%		OT: 1-2 50.0%	Game: 18-41 43.9%		Rebounds										
FT % 1st Half: 4-5 80.0%			2nd half: 1-2 50.0%		OT: 1-7 85.7%	Game: 11-14 78.6%												

BOX SCORES



Official Basketball Box Score -- Game Totals -- Final Statistics
Sam Houston State vs Ole Miss
12/13/17 7:01 p.m. at Oxford, Miss.



Sam Houston State 69 • 5-5

#	Player		Total			3-Ptr			Rebounds			PF	TP	A	TO	Blk	Stl	Min
			FG-FGA	FG-FGA	FT-FTA	Off	Def	Tot	Off	Def	Tot							
23	Galbreath Jr., Chris	f	11-17	0-1	0-1	1	8	9	2	22	1	3	0	1	34			
11	Ndu, Chidozie	f	0-0	0-0	0-0	0	0	0	2	0	0	0	0	0	1			
35	Dewey III, John	f	2-8	0-2	8-8	0	5	5	1	12	10	1	0	0	30			
15	Delaney, Josh	g	2-6	2-6	0-0	0	1	1	4	6	2	1	0	0	28			
20	Williams, Jamal	g	4-9	1-1	0-2	1	3	4	2	9	2	1	0	2	23			
00	Almanza, Albert		0-4	0-3	0-0	2	0	2	2	0	1	0	0	2	14			
01	Edwards, Abrian		0-3	0-0	0-0	2	0	2	0	0	1	1	0	0	10			
02	Delaney, Cameron		4-9	4-7	0-0	1	1	2	4	12	1	1	1	0	22			
13	Furlong, Bubba		0-0	0-0	0-0	1	0	1	0	0	0	0	1	0	7			
22	Harris, Marcus		3-7	2-3	0-0	0	2	2	8	1	0	0	0	0	29			
32	Bitondo, Freddy		0-1	0-0	0-0	0	0	0	0	0	0	0	0	0	2			
Team						1	1	2										
Totals			26-64	9-23	8-11	9	21	30	19	69	19	8	2	5	200			
FG % 1st Half:			13-32	40.6%	2nd half:	13-32	40.6%	Game:	26-64	40.6%	Deadball Rebounds							
3FG % 1st Half:			3-9	33.3%	2nd half:	6-14	42.9%	Game:	9-23	39.1%	1							
FT % 1st Half:			4-5	80.0%	2nd half:	4-6	66.7%	Game:	8-11	72.7%								

Ole Miss 82 • 5-4

#	Player	Total			3-Ptr			Rebounds			PF	TP	A	TO	Blk	Stl	Min
		FG-FGA	FG-FGA	FT-FTA	Off	Def	Tot										
02	Hymon, Marcanvis	f	2-5	0-0	1-4	1	8	9	2	5	1	1	1	1	1	26	
12	Stevens, Bruce	c	6-7	0-1	1-2	0	3	3	1	13	1	0	0	0	0	17	
03	Davis, Terence	g	2-9	1-5	0-0	1	6	7	1	5	4	2	1	1	1	29	
04	Tyree, Breein	g	1-5	0-3	1-2	0	1	1	2	3	2	0	0	0	0	24	
05	Crawford, Markel	g	6-11	4-8	0-0	0	4	4	0	16	3	0	1	1	1	31	
00	Shuler, Devontae		4-9	2-6	4-4	1	0	1	2	14	2	1	0	0	0	19	
01	Burnett, Deandre		4-8	1-4	3-4	2	2	4	1	12	6	4	0	0	0	22	
13	Olejnickzak, Dominik		3-3	0-0	0-0	1	3	4	1	6	1	0	0	0	0	10	
50	Furmanavicius, Justas		3-3	2-2	0-0	5	2	7	1	8	0	1	1	1	1	22	
Team							1	2	3								
Totals			31-60	10-29	10-17	12	31	43	11	82	21	11	4	4	4	200	
FG % 1st Half:		14-33	42.4%	2nd half:	17-27	63.0%	Game:	31-60	51.7%	Deadball Rebounds							
3FG % 1st Half:		5-18	27.8%	2nd half:	5-11	45.5%	Game:	10-29	34.5%								
FT % 1st Half:		6-9	66.7%	2nd half:	4-8	50.0%	Game:	10-17	58.8%								

Officials: Olandis Poole, Ted Valentine, Patrick Evans
Technical fouls: Sam Houston State-None, Ole Miss-Davis, Terence.
Attendance: 5054

Score by periods	1st	2nd	Total
Sam Houston State	33	36	69
Ole Miss	39	43	82

Last FG - SHSU 2nd-02:07, OM 2nd-04:07.
Largest lead - SHSU None, OM by 20 2nd-02:21.
SHSU led for 00:00, OM led for 39:17. Game was tied for 00:43.

Score tied - 1 time.
Lead changed - 0 times.



Official Basketball Box Score -- Game Totals -- Final Statistics
Texas A&M-Corpus Chr vs Ole Miss
12/19/17 6:01 p.m. at Oxford, Miss.



Texas A&M-Corpus Chr 63 • 3-7

#	Player	Total			3-Ptr			Rebounds			PF	TP	A	TO	Blk	Stl	Min
		FG-FGA	FG-FGA	FT-FTA	Off	Def	Tot										
15	Rhea,Sean	f	2-3	0-0	2-4	1	1	2	4	6	0	2	0	1	1	18	
34	Benjamin,York	f	1-4	0-0	0-0	0	0	0	2	2	0	0	1	0	0	10	
03	Kilgore,Joseph	g	7-19	3-5	0-0	1	2	3	1	17	2	2	0	1	1	34	
11	South,Kareem	g	3-5	1-2	0-0	0	3	3	1	7	1	1	0	0	0	22	
22	Toney,Emmanuel	g	2-2	1-1	0-0	0	1	1	0	5	3	0	0	0	0	10	
00	Brown,Kyle		0-1	0-0	0-0	0	1	1	2	0	4	1	0	0	0	10	
02	Smith,Myles		1-6	1-3	0-0	0	0	0	3	3	3	2	0	3	2	20	
10	Francois,Perry		6-8	0-0	0-0	2	1	3	12	1	1	1	0	0	0	23	
14	Schmidt,Elijah		2-6	0-1	2-2	3	4	7	2	6	4	2	0	1	1	29	
20	Hale,Colin		2-5	1-2	0-0	0	1	1	5	1	2	0	0	0	0	18	
21	Gray,Tre		0-2	0-0	0-0	0	1	1	0	0	0	0	0	0	0	6	
24	Bradley,Jamell		0-0	0-0	0-0	0	0	0	1	0	0	0	0	0	0	0+	
Team							3	3	6								
Totals			26-61	7-14	4-6	10	18	28	21	63	19	14	1	6	2	200	
FG % 1st Half:		12-27	44.4%	2nd half:	14-34	41.2%	Game:	26-61	42.6%	Deadball Rebounds							
3FG % 1st Half:		5-7	71.4%	2nd half:	2-7	28.6%	Game:	7-14	50.0%								
FT % 1st Half:		2-4	50.0%	2nd half:	2-2	100.0%	Game:	4-6	66.7%								

Ole Miss 85 • 6-5

#	Player		Total		3-Ptr		Rebounds			PF	TP	A	TO	Blk	Stl	Min
			FG-FGA	FG-FGA	FT-FTA	Off	Def	Tot								
50	Furmanavicius, Justas	f	5-8	5-8	0-0	3	3	6	2	15	2	1	2	1	28	
13	Olejnickzak, Dominik	c	6-7	0-0	3-4	0	1	1	2	15	1	1	3	2	24	
00	Shuler, Devontae	g	2-7	2-4	0-0	1	5	6	2	2	2	1	2	1	25	
01	Burnett, Deandre	g	2-6	1-4	8-9	1	2	3	1	13	8	4	0	0	24	
20	Davis, D.C.	g	0-1	0-1	1-2	0	0	0	0	1	1	2	0	1	9	
02	Hymon, Marcanvis		2-4	0-0	0-0	1	0	1	2	4	0	0	1	0	13	
03	Davis, Terence		4-7	3-6	0-0	0	5	5	0	11	2	5	3	0	21	
04	Tyree, Breein		4-5	2-3	1-2	0	1	1	0	11	5	0	0	0	18	
05	Crawford, Markel		2-5	1-3	0-0	0	2	2	2	5	1	0	0	2	20	
12	Stevens, Bruce		1-1	0-0	2-4	0	0	0	1	4	3	0	0	0	16	
34	Tyrtshnik, Ilya		0-1	0-1	0-0	0	1	1	0	0	0	0	0	0	2	
Team							3	5	8							
Totals			28-52	14-30	15-21	9	25	34	12	85	25	15	10	8	200	
FG % 1st Half:			17-29	58.6%	2nd half:	11-23	47.8%	Game:	28-52	53.8%	Deadball Rebounds					
3FG % 1st Half:			9-15	60.0%	2nd half:	5-15	33.3%	Game:	14-30	46.7%						
FT % 1st Half:			7-11	63.6%	2nd half:	8-10	80.0%	Game:	15-21	71.4%						

Officials: Karl Hess, Peter Juzenas, Owen Shortt
Technical fouls: Texas A&M-Corpus Chr-None, Ole Miss-None.
Attendance: 6102

Score by periods	1st	2nd	Total
Texas A&M-Corpus Chr	31	32	63
Ole Miss	50	35	85

Last FG - AMCC 2nd-02:21, OM 2nd-01:52.
Largest lead - AMCC None, OM by 28 2nd-01:07.
AMCC led for 00:00, OM led for 39:44. Game was tied for 00:16.

Score tied - 0 times.
Lead changed - 0 times.



Official Basketball Box Score -- Game Totals -- Final Statistics
Illinois State vs Ole Miss
12/16/17 2:31 p.m. at Oxford, Miss.



Illinois State 101 • 5-6

#	Player	Total			3-Ptr			Rebounds			PF	TP	A	TO	Blk	Stl	Min
		FG-FGA	FG-FGA	FT-FTA	Off	Def	Tot	Off	Def	Tot							
03	Evans, Keyshawn	*	6-16	5-11	8-9	0	4	4	2	25	7	2	0	2	39		
10	Fayne, Phil	*	6-12	0-0	4-6	4	6	10	5	16	0	3	1	0	25		
25	Williams, Madison	*	4-9	3-6	3-3	1	3	4	4	14	4	0	0	0	33		
32	Bruninga, Taylor	*	1-2	0-1	0-0	0	1	1	5	2	0	0	3	0	24		
52	Yarbrough, Milk	*	8-17	0-2	9-9	4	6	10	5	25	8	6	0	1	27		
00	Gassman, Isaac		2-2	1-1	1-2	2	1	3	0	6	0	0	0	0	9		
01	Clarance, Elijah		0-2	0-0	0-0	1	1	2	2	0	0	2	0	0	7		
05	Hein, Matt		2-7	2-4	1-2	1	3	4	3	7	0	0	1	2	26		
23	Tinsley, William		2-6	2-6	0-0	0	5	5	4	6	1	2	1	0	35		
Team						4	2	6									
Totals			31-73	13-31	26-31	17	32	49	30	101	20	15	6	5	225		
FG % 1st Half: 15-32			46.9%	2nd half: 12-32	37.5%	OT: 4-9	44.4%	Game: 31-73		42.5%	Deadball		Rebound 4				
3FG % 1st Half: 6-11			54.5%	2nd half: 5-14	35.7%	OT: 2-6	33.3%	Game: 13-31		41.9%							
FT % 1st Half: 7-9			77.8%	2nd half: 15-16	93.8%	OT: 4-6	66.7%	Game: 26-31		83.9%							

BOX SCORES



Official Basketball Box Score -- Game Totals -- Final Statistics
South Carolina vs Ole Miss
12/31/17 5:05 p.m. at Oxford, Miss.



South Carolina 69 • 9-4, 0-1 SEC

		Total		3-Ptr		Rebounds									
#	Player	FG-FGA	FG-FGA	FT-FTA	Off	Def	Total	PF	TP	A	TO	Blk	Stl		
10	MINAYA, Justin	f	2-3	0-1	0-0	1	3	4	4	3	1	1	0	14	
21	KOTSAR, Maik	f	0-7	0-1	2-3	0	4	4	3	2	4	1	0	31	
30	SILVA, Chris	f	5-11	0-0	11-14	6	7	13	4	21	1	1	2	0	30
05	BOOKER, Frank	g	7-13	6-10	1-2	0	1	1	2	21	2	0	0	0	34
15	MYERS, Wesley	g	1-7	0-1	1-3	1	1	2	4	3	5	4	0	0	30
00	BEATTY, David		4-10	1-4	0-1	0	6	6	3	9	2	3	0	2	33
12	GUEYE, Khadim		0-0	0-0	0-0	0	0	0	0	0	0	0	0	0	4
13	HAASE, Felipe		3-7	1-3	2-3	1	5	6	1	9	1	1	0	0	24
Team						5	2	7							
Totals			22-58	8-20	17-26	14	29	43	21	69	16	14	4	2	200

FG % 1st Half: 10-28 35.7% 2nd half: 12-30 40.0% Game: 22-58 37.9% Deadball Rebounds 4.1
3FG % 1st Half: 2-6 33.3% 2nd half: 6-14 42.9% Game: 8-20 40.0%
FT % 1st Half: 8-13 61.5% 2nd half: 9-13 69.2% Game: 17-26 65.4%

Ole Miss 74 • 8-5, 1-0 SEC

		Total			3-Ptr	Rebounds									
#	Player	FG-FGA	FG-FGA	FT-FTA	Off	Def	Tot	PF	TP	A	TO	Blk	Stl	Min	
50	Furmanavicius,Justas	f	1-3	0-0	3-4	0	1	1	5	0	0	0	1	19	
13	Olejniczak,Dominik	c	0-0	0-0	0-0	0	2	2	4	0	0	1	2	0	13
00	Shuler,Devontae	g	2-7	2-5	0-0	0	1	1	0	6	1	0	0	1	20
01	Burnett,Deandre	g	3-12	3-7	9-14	0	1	1	1	18	6	1	0	1	33
05	Crawford,Markel	g	5-10	3-6	4-4	0	2	2	3	17	1	1	0	3	30
02	Hymon,Marcanvis	g	3-4	0-0	1-1	2	2	4	2	7	1	0	2	0	22
03	Davis,Terence	g	1-4	0-2	2-2	0	5	5	5	4	3	1	2	19	
04	Tyree,Breein	g	1-5	0-1	5-6	0	4	4	3	7	2	1	0	0	18
12	Stevens,Bruce	g	4-4	0-0	2-2	0	4	4	4	10	0	0	2	1	26
	Team					2	4	6				1			
Totals		20-49	8-21	26-33	4	26	30	23	74	15	8	7	9	200	

FG % 1st Half: 10-28 35.7% 2nd half: 10-21 47.6% Game: 20-49 40.8% Deadball Rebounds 2.1
3FG % 1st Half: 3-14 35.7% 2nd half: 3-7 42.9% Game: 8-21 38.1%
FT % 1st Half: 6-10 60.0% 2nd half: 20-23 87.0% Game: 26-33 78.8%

Officials: Doug Shows, Patrick Evans, Vladimir Voyard-Tadal
Technical fouls: South Carolina-None. Ole Miss-Davis, Terence.
Attendance: 5849

Score by periods	1st	2nd	Total
South Carolina	30	39	69
Ole Miss	31	43	74

	Points	In Paint	Off T/O	2nd Chance	Fast Break	Bench
SC	22	7	11	7	18	
OM	20	16	2	4	28	

Last FG - SC 2nd-03:43, OM 2nd-05:05.
Largest lead - SC by 9 1st-11:55, OM by 6 2nd-06:23.
SC led for 22:29, OM led for 13:53. Game was tied for 03:32.

Score tied - 8 times.
Lead changed - 11 times.



Official Basketball Box Score -- Game Totals -- Final Statistics
Mississippi State vs Ole Miss
1/6/18 3:31 p.m. at Oxford, Miss.



Mississippi State 58 • 13-2, 1-1 SEC

#	Player		Total		3-Pr	Rebounds				PF	TP	A	TO	Blk	Stl	Min
			FG-FGA	FG-FGA	FT-FTA	Off	Def	Tot								
24	Abdul Ado	f	2-5	0-0	1-2	3	1	4	4	5	0	0	1	1	17	
35	Aric Holman	f	3-6	2-4	1-2	0	5	5	0	9	3	1	2	0	22	
00	Nick Weatherspoon	g	3-10	0-3	3-6	0	2	2	3	9	0	1	0	0	32	
11	Q Weatherspoon	g	3-12	0-2	1-2	1	2	3	2	7	3	5	0	0	30	
23	Tyson Carter	g	2-5	0-3	1-2	0	1	1	1	5	2	0	0	0	15	
01	Lamar Peters		3-10	1-4	0-1	1	3	4	4	7	3	2	1	1	24	
02	Eli Wright		2-4	1-2	0-0	3	5	8	2	5	1	2	0	0	21	
03	Xavian Stapleton		2-9	1-5	2-2	2	7	9	3	7	1	3	0	1	26	
22	KeyShawn Feazell		0-0	0-0	0-0	0	0	0	0	0	0	0	0	0	0	
45	E.J. Datcher		2-2	0-0	0-0	1	1	2	2	4	0	0	0	1	13	
Team						2	5	7								
Totals			22-63	5-23	9-17	13	32	45	21	58	13	14	4	4	200	

FG % 1st Half: 13-33 39.4% 2nd half: 9-30 30.0% Game: 22-63 34.9% Deadball Rebounds 5
3FG % 1st Half: 5-10 50.0% 2nd half: 0-13 0.0% Game: 5-23 21.7%
FT % 1st Half: 3-7 42.9% 2nd half: 6-10 60.0% Game: 9-17 52.9%

Ole Miss 64 • 9-6, 2-1 SEC

#	Player		Total		3-Ptr		Rebounds				PF	TP	A	TO	Blk	Stl	Min
			FG-FGA	FG-FGA	FT-FTA	Off	Def	Tot									
02	Hymon, Marcanvis	f	0-3	0-0	0-0	1	4	5	4	0	0	0	0	0	0	17	
12	Stevens, Bruce	f	2-5	1-2	2-2	2	3	5	1	7	2	0	1	0	1	26	
00	Shuler, Devontae	g	4-8	1-5	1-2	0	1	1	1	10	1	1	0	3	24		
03	Davis, Terence	g	1-13	0-8	0-2	0	5	5	0	2	0	1	1	0	1	21	
04	Tyree, Breein	g	6-12	2-4	2-4	0	2	2	3	16	2	2	0	1	25		
01	Burnett, Deandre		6-10	3-4	6-8	1	4	5	2	21	3	2	0	0	0	32	
05	Crawford, Markel		1-4	0-2	4-4	0	4	4	0	6	2	0	1	0	1	28	
13	Olejniczak, Dominik		1-3	0-0	0-0	3	2	5	3	2	0	1	1	2	14		
50	Furmanavicius, Justas		0-4	0-3	0-0	0	2	2	0	0	0	0	1	1	0	13	
	Team					4	3	7									
Totals			21-62	7-28	15-22	11	30	41	14	64	10	7	5	6		200	

FG % 1st Half: 9-31 29.0% 2nd half: 12-31 38.7% Game: 21-62 33.9% Deadball Rebounds 5.1
3FG % 1st Half: 3-15 20.0% 2nd half: 4-13 30.8% Game: 7-28 25.0%
FT % 1st Half: 7-10 70.0% 2nd half: 8-12 66.7% Game: 15-22 68.2%

Officials: Tony Greene, Owen Shortt, Jason Baker
Technical fouls: Mississippi State-None. Ole Miss-Hymon, Marcanvis.
Attendance: 8664

Score by periods	1st	2nd	Total
Mississippi State	34	24	58
Ole Miss	28	36	64

	Points	In Paint	Off T/O	2nd Chance	Fast Break	Bench
MS	30	7	11	4	23	
OM	24	14	15	8	29	

Last FG - MS 2nd-00:41, OM 2nd-00:15.
Largest lead - MS by 13 1st-03:25, OM by 6 2nd-00:01.
MS led for 31:52, OM led for 06:15. Game was tied for 01:53.

Score tied - 4 times.
Lead changed - 9 times.



Official Basketball Box Score -- Game Totals -- Final Statistics
Ole Miss vs Georgia
01/03/18 6:30 PM ET at Stegeman Coliseum -- Athens, Ga.



Ole Miss 60 • 8-6, 1-1

#	Player		Total			3-Ptr			Rebounds			PF	TP	A	TO	Blk	Stl	Min
			FG-FGA	FG-FGA	FT-FTA	Off	Def	Tot										
50	Furmanavicius,Justas	f	1-3	1-1	0-0	3	2	5	3	3	0	0	2	0	21			
13	Olejniczak,Dominik	c	3-5	0-0	0-0	2	5	7	3	6	0	1	0	0	24			
00	Shuler,Devontae	g	5-11	1-5	0-0	1	2	3	1	11	1	1	0	4	22			
01	Burnett,Deandre	g	2-7	0-3	0-0	0	2	2	2	4	3	3	0	0	21			
05	Crawford,Markel	g	2-9	1-5	4-5	1	5	6	3	9	1	1	0	0	31			
02	Hymon,Marcanvis		1-4	0-0	0-0	3	2	5	3	2	0	0	0	0	16			
03	Davis,Terence		2-11	0-6	0-0	0	3	3	2	4	1	0	0	0	20			
04	Tyree,Breein		7-15	3-4	0-0	1	2	3	1	17	0	2	0	2	26			
12	Stevens,Bruce		2-5	0-2	0-1	2	1	3	5	4	0	2	1	0	19			
Team						5	0	5										
Totals			25-70	6-26	4-6	18	24	42	23	60	6	10	3	6	200			

FG % 1st Half: 13-34 38.2% 2nd half: 12-36 33.3% Game: 25-70 35.7% Deadball Rebounds 0
3FG % 1st Half: 4-13 30.8% 2nd half: 2-13 15.4% Game: 6-26 23.1%
FT % 1st Half: 1-2 50.0% 2nd half: 3-4 75.0% Game: 4-6 66.7%

Georgia 71 • 10-3, 1-1

		Total			3-Ptr			Rebounds									
#	Player		FG-FGA	FT-FTA		Off	Def	Tot	PF	TP	A	TO	Blk	Stl	Min		
01	MATEN, Yante	f	5-13	0-2	5-7	5	2	7	3	15	1	3	2	0	35		
13	WILBRIDGE, E'Torrian	f	1-3	0-2	1-1	0	1	1	0	3	2	1	0	0	15		
20	HAMMONDS, Rayshaun	f	0-2	0-0	0-0	0	2	2	5	0	0	0	0	1	8		
34	OGBEIDE, Derek	f	6-8	0-0	2-4	3	5	8	2	14	0	1	0	0	25		
00	JACKSON II, William	g	1-9	1-6	0-0	0	5	5	3	5	1	0	2	35			
02	HARRIS, Jordan	f	5-6	2-3	0-0	0	1	1	0	12	2	2	0	0	28		
03	PARKER, Juwan	f	4-11	4-4	6-7	3	8	11	0	18	3	1	1	1	26		
04	CRUMP, Tyree	f	0-0	0-0	0-0	0	0	0	0	0	0	0	0	0	3		
10	HIGHTOWER, Teshaun	f	0-1	0-1	0-0	0	1	1	0	2	0	0	0	0	5		
32	EDWARDS, Mike	f	0-0	0-0	0-0	0	0	0	1	0	0	0	1	0	3		
33	CLAXTON, Nicolas	f	2-4	0-1	2-3	1	2	3	1	6	1	2	2	0	17		

BOX SCORES



Official Basketball Box Score -- Game Totals -- Final Statistics
Florida vs Ole Miss
1/13/18 12:07 p.m. at Oxford, Miss.



Official Basketball Box Score -- Game Totals -- Final Statistics
Ole Miss vs Texas A&M
01/16/18 8:00 PM at Reed Arena (College Station, TX)



Florida 72 • 12-5, 4-1 SEC

#	Player		Total		3-Ptr		Rebounds			PF	TP	A	TO	Blk	Stl	Min
			FG-FGA	FG-FGA	FT-FTA	Off	Def	Tot								
25	Stone, Keith	f	4-10	2-4	13-18	4	4	8	5	23	2	4	0	1	35	
13	Hayes, Kevarius	c	2-2	0-0	0-0	0	1	1	3	4	0	0	1	0	15	
04	Koulechov, Egor	g	4-15	3-7	0-0	2	9	11	1	11	3	0	0	3	38	
05	Allen, KeVaughn	g	2-9	1-6	0-0	2	1	3	2	5	3	3	0	1	29	
11	Chiozza, Chris	g	3-10	1-5	0-0	0	6	6	1	7	4	2	0	3	37	
00	Okauru, Mike		3-6	2-4	1-2	0	1	1	0	9	1	0	0	0	15	
03	Hudson, Jalen		4-7	1-3	2-2	0	3	3	5	11	1	1	1	0	19	
12	Gak, Gorjok		1-1	0-0	0-0	1	1	2	2	0	0	2	0	0	11	
21	Bassett, Dontay		0-1	0-0	0-0	0	0	0	1	0	0	0	0	0	1	
Team						0	0	0								
Totals			23-61	10-29	16-22	9	26	35	20	72	14	10	4	8	200	
FG % 1st Half:		11-31	35.5%	2nd half:	12-30	40.0%	Game:		23-61	37.7%	Deadball Rebounds					
3FG % 1st Half:		5-15	33.3%	2nd half:	5-14	35.7%	Game:		10-29	34.5%	1					
FT % 1st Half:		4-6	66.7%	2nd half:	12-16	75.0%	Game:		16-22	72.7%						

Ole Miss 78 • 10-7, 3-2 SEC

#	Player		Total		3-Ptr	Rebounds			PF	TP	A	TO	Blk	Stl	Min
			FG-FGA	FG-FGA	FT-FTA	Off	Def	Tot							
12	Stevens, Bruce	f	8-13	1-3	5-6	3	3	6	3	22	1	1	0	2	25
13	Olejniczak, Dominik	c	1-2	0-0	0-0	0	1	1	1	2	0	2	0	0	10
01	Burnett, Deandre	g	5-8	3-4	7-8	0	2	2	0	20	6	2	0	0	35
04	Tyree, Breein	g	0-6	0-2	3-4	0	3	3	4	3	4	1	1	1	24
05	Crawford, Markel	g	7-12	1-2	2-2	0	4	4	1	17	1	3	0	0	37
00	Shuler, Devontae		0-3	0-2	0-0	1	2	3	1	0	1	1	0	0	17
02	Hymon, Marcanvis		2-3	0-0	2-2	3	6	9	1	6	0	0	0	1	22
03	Davis, Terence		2-11	1-5	3-4	1	7	8	3	8	4	1	2	0	23
50	Furmanavicius, Justas		0-0	0-0	0-0	0	0	0	1	0	0	0	0	0	7
Team						2	6	8							
Totals			25-58	6-18	22-26	10	34	44	15	78	17	11	3	4	200
FG % 1st Half: 10-33			30.3%	2nd half: 15-25	60.0%	Game: 25-58		43.1%	Deadball Rebounds						
3FG % 1st Half: 2-10			20.0%	2nd half: 4-8	50.0%	Game: 6-18		33.3%							
FT % 1st Half: 9-10			90.0%	2nd half: 13-16	81.3%	Game: 22-26		84.6%							

Officials: Doug Shows, Patrick Evans, John Hampton
Technical fouls: Florida-None. Ole Miss-None.
Attendance: 6457

Score by periods	1st	2nd	Total
Florida	31	41	72
Ole Miss	31	47	78

Last FG - UF 2nd-00:06, OM 2nd-01:28.
Largest lead - UF by 8 2nd-12:53, OM by 7 2nd-00:40.
UF led for 22:13. OM led for 12:12. Game was tied for 05:35.

	Points	In Paint	Off T/O	2nd Chance	Fast Break	Bench
UF	22	22	5	11	10	22
OM	32	15	8	0	0	14

Score tied - 13 times.
Lead changed - 11 times.

Ole Miss 69 • 10-8, 3-3 SEC

#	Player		Total		3-Ptr	Rebounds			PF	TP	A	TO	Blk	Stl	Min	
			FG-FGA	FG-FGA	FT-FTA	Off	Def	Tot								
01	Burnett,Deandre	*	3-10	1-6	0-0	0	2	2	0	7	8	0	0	0	35	
04	Tyree,Breinn	*	4-7	1-2	2-2	2	3	5	3	11	0	4	0	1	25	
05	Crawford,Markel	*	0-1	0-0	4-5	0	0	0	2	4	0	2	0	1	24	
12	Stevens,Bruce	*	9-15	0-3	2-4	4	5	9	2	20	3	0	0	0	33	
13	Olejniczak,Dominik	*	1-3	0-0	0-0	1	1	2	4	2	0	1	2	0	19	
00	Shuler,Devontae		2-4	1-3	0-0	1	1	2	0	5	1	0	0	0	13	
02	Hymon,Marcanvis		3-4	0-0	0-0	0	1	1	3	6	0	0	0	0	22	
03	Davis,Terence		5-14	2-7	0-0	3	4	7	1	12	6	2	0	1	24	
50	Furmanavicius,Justas		0-1	0-0	2-2	0	0	0	0	2	1	0	0	0	5	
Team						2	4	6								
Totals				27-59	5-21	10-13	13	21	34	15	69	19	9	2	3	200
FG % 1st Half:			13-25	52.0%	2nd half:	14-34	41.2%	Game:	27-59	45.8%						Deadball
3FG % 1st Half:			3-8	37.5%	2nd half:	2-13	15.4%	Game:	5-21	23.8%						Rebounds
FT % 1st Half:			8-8	100.0%	2nd half:	2-5	40.0%	Game:	10-13	76.9%						1

Texas A&M 71 • 12-6, 1-5 SEC

#	Player	Total		3-Ptr	Rebounds			PF	TP	A	TO	Blk	Stl	Min	
		FG-FGA	FG-FGA	FT-FTA	Off	Def	Tot								
01	Hogg,DJ	*	2-6	2-6	0-0	0	3	3	3	6	3	0	1	1	30
03	Gilder,Admon	*	4-10	0-2	2-3	1	0	1	1	10	2	2	0	2	35
13	Wilson,Duane	*	3-9	1-2	0-0	0	4	4	2	7	6	1	0	1	31
34	Davis,Tyler	*	8-14	0-1	4-8	8	4	12	0	20	2	2	0	0	33
44	Williams,Robert	*	8-9	0-0	2-3	3	6	9	2	18	2	2	3	0	32
00	Chandler,Jay Jay		0-0	0-0	0-0	0	0	0	1	0	0	0	0	0	5
04	Caldwell,JJ		1-2	1-1	0-0	0	1	1	1	3	1	0	0	0	9
05	Flagg,Savion		2-3	1-2	0-2	0	0	0	1	5	0	0	0	1	10
10	Trocha-Morelos, Tony		1-4	0-2	0-0	0	1	1	2	2	1	3	0	1	15
	Team					0	2	2							
Totals			29-57	5-16	8-16	12	21	33	13	71	17	10	4	6	200
FG % 1st Half: 17-28		60.7%	2nd half: 12-29	41.4%	Game: 29-57		50.9%	Deadball Rebounds							
3FG % 1st Half: 4-8		50.0%	2nd half: 1-8	12.5%	Game: 5-16		31.3%	3							
FT % 1st Half: 7-9		77.8%	2nd half: 1-7	14.3%	Game: 8-16		50.0%								

Officials: Anthony Jordan, Tony Greene, Byron Jarrett
Technical fouls: Ole Miss-None. Texas A&M-None.
Attendance: 10578

Score by periods	1st	2nd	Total
Ole Miss	37	32	69
Texas A&M	45	26	71

Last FG - OM 2nd-00:49, TAMU 2nd-00:23.
Largest lead - OM by 4 2nd-10:09, TAMU by 8 1st-00:45.
OM led for 09:04. TAMU led for 26:16. Game was tied for 04:40.

	Points	In Paint	Off T/O	2nd Chance	Fast Break	Bench
Points OM	32	32	15	11	2	25
TAMU	46	46	9	13	11	10

Score tied - 9 times.
Lead changed - 10 times.



#24 LANE BELOW

6-1 • 185 • SR • G

Hometown: Advance, Mo.
Last School: Three Rivers C.C.

Below Facts

- Known as the funniest guy on the team
- Played in four games last season, his first as a Rebel

2017-18 GAME-BY-GAME STATISTICS

Date	Opponent	Min	FG	3-pt	FT	Pts	Rebs	A	TO	B	S
11-10	Louisiana	DNP									
11-13	Eastern Kentucky	DNP									
11-17	Georgia State	DNP									
11-20	Utah	DNP									
11-22	Rice	DNP									
11-28	South Dakota State	DNP									
12-2	Virginia Tech	DNP									
12-9	Middle Tennessee	DNP									
12-13	Sam Houston State	DNP									
12-16	Illinois State	DNP									
12-19	Texas A&M-CC	DNP									
12-22	Bradley	1	0-0	0-0	0-0	0	0	0	0	0	0
12-31	South Carolina	DNP									
1-3	Georgia	DNP									
1-6	Mississippi State	DNP									
1-9	Auburn	DNP									
1-13	Florida	DNP									
1-16	Texas A&M	DNP									



#1 DEANDRE BURNETT

6-2 • 192 • SR • G

Hometown: Miami, Fla.
Last School: Miami (Fla.)

Burnett Facts

- Nickname is “Dre”
- 981 career points
- First Team Preseason All-SEC (Coaches), Second Team Preseason All-SEC (Media)
- On pace to rank 2nd in Ole Miss history in career free throw percentage
- Brother is Minnesota Vikings running back Dalvin Cook

2017-18 GAME-BY-GAME STATISTICS

Date	Opponent	Min	FG	3-pt	FT	Pts	Rebs	A	TO	B	S
11-10	Louisiana	26	6-9	0-2	5-6	17	0	3	1	0	0
11-13	Eastern Kentucky	23	4-8	4-5	5-6	17	1	0	1	0	0
11-17	Georgia State	24	0-6	0-4	7-9	7	1	6	1	0	0
11-20	Utah	26	7-11	5-6	2-2	21	4	1	3	0	1
11-22	Rice*	32	6-12	3-9	3-4	18	5	8	1	0	1
11-28	South Dakota State*	38	5-12	2-5	7-9	19	1	6	0	0	0
12-2	Virginia Tech*	34	4-14	1-5	2-2	11	0	7	1	0	1
12-9	Middle Tennessee	28	1-7	1-3	6-6	9	0	4	2	0	0
12-13	Sam Houston State	22	4-8	1-4	3-4	12	4	6	4	0	0
12-16	Illinois State	30	5-14	2-9	7-7	19	1	7	1	0	1
12-19	Texas A&M-CC*	24	2-6	1-4	8-9	13	3	8	4	0	0
12-22	Bradley*	26	3-4	2-2	2-2	10	3	2	1	0	1
12-31	South Carolina*	33	3-12	3-7	9-14	18	1	6	1	0	1
1-3	Georgia*	21	2-7	0-3	0-0	4	2	3	3	0	0
1-6	Mississippi State*	32	6-10	3-4	6-8	21	5	3	2	0	0
1-9	Auburn	DNP									
1-13	Florida*	35	5-8	3-4	7-8	20	2	6	2	0	0
1-16	Texas A&M*	35	3-10	1-6	0-0	7	2	8	0	0	0
TOTALS		489	66-158	32-82	79-96	243	35	84	28	0	6

* Indicates start
Home game in bold

CAREER HIGHS

POINTS 41 vs. Oral Roberts (11/18/16)	THREE-POINTERS 9 vs. Oral Roberts (11/18/16)
REBOUNDS 5, 3x, MR: vs. MSU (1/6/18)	ASSISTS 8, 3x, MR: at Texas A&M (1/16/18)
FIELD GOALS 12 vs. Oral Roberts (11/18/16)	STEALS 4 vs. Mississippi State (1/31/17)
FREE THROWS 14 vs. Murray State (12/15/16)	BLOCKS 2, 2x, MR: at Arkansas (2/18/17)

CAREER STATISTICS

YEAR	G-GS	MIN/AVG	FG-FGA	PCT	3P-3PA	PCT	FT-FTA	PCT	REB-AVG	A	TO	B	S	PTS/AVG
2016-17	33-27	990/30.0	139-391	.355	73-194	.376	192-218	.881	70-2.12	104	94	6	34	543/16.5
2017-18	17-9	489/28.8	66-158	.418	32-82	.390	79-96	.823	35-2.06	84	28	0	6	243/14.3
TOTAL	50-36	1479/29.6	205-549	.373	105-276	.380	271-314	.863	105-2.10	188	122	6	40	786/15.7



#5 MARKEL CRAWFORD

6-4 • 210 • GR • G

Hometown: Memphis, Tenn.
Last School: Memphis

Crawford Facts

- In his first season as a Rebel, currently leads the team in minutes played
- 946 career points
- Graduate transfer from Memphis, pursuing his master’s degree in criminal justice
- Averaged 12.8 ppg at Memphis and led the team with 42 three-pointers last season

2017-18 GAME-BY-GAME STATISTICS

Date	Opponent	Min	FG	3-pt	FT	Pts	Rebs	A	TO	B	S
11-10	Louisiana*	31	2-8	1-3	4-6	9	9	2	1	0	1
11-13	Eastern Kentucky*	26	4-7	0-1	2-4	10	2	5	2	1	2
11-17	Georgia State*	30	3-7	0-3	9-10	15	4	1	2	0	1
11-20	Utah*	31	1-6	0-3	2-4	4	2	3	0	0	5
11-22	Rice*	29	3-9	1-5	0-0	7	2	3	2	0	0
11-28	South Dakota State	34	7-11	2-4	3-3	19	2	0	2	0	0
12-2	Virginia Tech*	39	5-10	2-3	1-3	13	4	0	0	0	0
12-9	Middle Tennessee*	31	1-6	0-3	5-7	7	4	2	2	0	0
12-13	Sam Houston State*	31	6-11	4-8	0-1	16	4	3	0	1	1
12-16	Illinois State*	32	2-8	0-3	1-2	5	5	3	0	2	0
12-19	Texas A&M-CC	20	2-5	1-3	0-0	5	2	1	0	0	2
12-22	Bradley*	32	6-15	2-8	2-2	16	4	5	1	1	2
12-31	South Carolina*	30	5-10	3-6	4-4	17	2	1	1	0	3
1-3	Georgia*	31	2-9	1-5	4-5	9	6	1	1	0	0
1-6	Mississippi State*	28	1-4	0-2	4-4	6	4	2	0	1	0
1-9	Auburn	30	2-10	1-4	1-3	6	7	1	2	0	0
1-13	Florida*	37	7-12	1-2	2-2	17	4	1	3	0	0
1-16	Texas A&M*	24	0-1	0-0	4-5	4	0	0	2	0	1
TOTALS		546	59-149	19-66	48-65	185	67	34	21	6	18

* Indicates start
Home game in bold

CAREER HIGHS

POINTS 19 vs. South Dakota State (11/28/17)	THREE-POINTERS 4 vs. Sam Houston State (12/14/17)
REBOUNDS 9 vs. Louisiana (11/10/17)	ASSISTS 5 vs. Eastern Kentucky (11/13/17)
FIELD GOALS 7, 2x, MR: vs. Florida (1/13/18)	STEALS 5 vs. Utah (11/20/17)
FREE THROWS 9 vs. Georgia State (11/17/17)	BLOCKS 2 vs. Illinois State (12/16/17)

CAREER STATISTICS

YEAR	G-GS	MIN/AVG	FG-FGA	PCT	3P-3PA	PCT	FT-FTA	PCT	REB-AVG	A	TO	B	S	PTS/AVG
2017-18	18-15	546/30.3	59-149	.396	19-66	.288	48-65	.738	67-3.72	34	21	6	18	185/10.3
TOTAL	18-15	546/30.3	59-149	.396	19-66	.288	48-65	.738	67-3.72	34	21	6	18	185/10.3



#20 D.C. DAVIS

5-11 • 175 • JR • G

Hometown: Purvis, Miss.

Last School: Jones County JC

Davis Facts

- Earned All-MACJC second team honors last season at Jones County JC after averaging 15.9 ppg
- Played two seasons under current assistant coach Rahim Lockhart and was teammates at Jones with current Rebel Bruce Stevens
- Made 63 threes in 27 games, shooting 48 percent from the field last season

2017-18 GAME-BY-GAME STATISTICS

Date	Opponent	Min	FG	3-pt	FT	Pts	Rebs	A	T/O	B	S
11-10	Louisiana	DNP									
11-13	Eastern Kentucky	DNP									
11-17	Georgia State	DNP									
11-20	Utah	DNP									
11-22	Rice	1	0-0	0-0	0-0	0	0	0	0	0	0
11-28	South Dakota State	DNP									
12-2	Virginia Tech	DNP									
12-9	Middle Tennessee	1	0-0	0-0	0-0	0	0	0	0	0	0
12-13	Sam Houston State	DNP									
12-16	Illinois State	DNP									
12-19	Texas A&M-CC*	9	0-1	0-1	1-2	1	0	1	2	0	1
12-22	Bradley	DNP									
12-31	South Carolina	DNP									
1-3	Georgia	DNP									
1-6	Mississippi State	DNP									
1-9	Auburn	DNP									
1-13	Florida	DNP									
1-16	Texas A&M	DNP									
TOTALS		11	0-1	0-0	1-2	1	0	1	2	0	1

* Indicates start

Home game in bold

CAREER HIGHS

POINTS

1 vs. Texas A&M-Corpus Christi (12/19/17)

REBOUNDS

1998 1999 2000

FIELD GOALS

1998 1999 2000

FREE THROWS

1 vs. Texas A&M-Corpus Christi (12/19/17)

THREE-POINTERS

...

ASSISTS

1 vs. Texas A&M-Corpus Christi (12/19/17)

STEALS

1 vs. Texas A&M-Corpus Christi (12/19/17)

BLOCKS

100

CAREER STATISTICS

YEAR	G-GS	MIN/AVG	FG-FGA	PCT	3P-3PA	PCT	FT-FTA	PCT	REB-AVG	A	TO	B	S	PTS/AVG
2017-18	3-1	11/3.7	0-1	.000	0-0	.000	1-2	.500	0-0	1	2	0	1	1/0.3
TOTAL	3-1	11/3.7	0-1	.000	0-0	.000	1-2	.500	0-0	1	2	0	1	1/0.3



#3 TERENCE DAVIS

6-4 • 201 • JR • G

Hometown: Southaven, Miss.
High School: Southaven

Davis Facts

- Nickname is “TD”
- 10 career 20-point games
- 6 career double-doubles (leads team)
- Second team Preseason All-SEC (coaches, media)
- Went from averaging 1.8 ppg as a freshman to 14.9 ppg as a sophomore, the biggest increase in the SEC

2017-18 GAME-BY-GAME STATISTICS

Date	Opponent	Min	FG	3-pt	FT	Pts	Rebs	A	TO	B	S
11-10	Louisiana*	27	6-13	2-6	7-10	21	7	4	4	1	1
11-13	Eastern Kentucky	23	6-12	3-8	1-2	16	6	2	1	0	2
11-17	Georgia State*	28	8-13	5-10	3-3	24	6	1	5	3	1
11-20	Utah*	28	3-9	1-4	3-4	10	4	3	6	0	2
11-22	Rice*	17	6-10	3-7	0-0	15	3	2	1	1	2
11-28	South Dakota State*	28	10-19	2-7	0-1	22	9	4	5	0	1
12-2	Virginia Tech*	31	6-17	4-11	1-2	17	7	5	1	2	0
12-9	Middle Tennessee*	31	3-9	2-6	2-2	10	8	3	2	0	1
12-13	Sam Houston State*	29	2-9	1-5	0-0	5	7	4	2	1	1
12-16	Illinois State*	35	7-15	1-4	2-2	17	9	2	3	2	0
12-19	Texas A&M-CC	21	4-7	3-6	0-0	11	5	2	5	3	0
12-22	Bradley	26	9-14	6-8	1-2	25	1	1	2	0	2
12-31	South Carolina	19	1-4	0-2	2-2	4	5	4	3	1	2
1-3	Georgia	20	2-11	0-6	0-0	4	3	1	0	0	0
1-6	Mississippi State*	21	1-13	0-8	0-2	2	5	0	1	1	0
1-9	Auburn*	32	3-9	1-5	6-10	13	10	0	1	1	0
1-13	Florida	23	2-11	1-5	3-4	8	8	4	1	2	0
1-16	Texas A&M	24	5-14	2-7	0-0	12	7	6	2	0	1
TOTALS		463	84-209	37-115	31-46	236	110	48	45	18	16

* Indicates start
Home game in bold

CAREER HIGHS

POINTS	33 vs. LSU (2/14/17)	THREE-POINTERS	6, 2x, MR: vs. Bradley (12/22/17)
REBOUNDS	12 at Virginia Tech (12/11/16)	ASSISTS	6 at Texas A&M (1/16/18)
FIELD GOALS	13 vs. LSU (2/14/17)	STEALS	3, 3x, MR: vs. LSU (2/14/17)
FREE THROWS	8 at Vanderbilt (2/4/17)	BLOCKS	3, 4x, MR: vs. Texas A&M-Corpus Christi (12/19/17)

CAREER STATISTICS

YEAR	G-GS	MIN/AVG	FG-FGA	PCT	3P-3PA	PCT	FT-FTA	PCT	REB-AVG	A	TO	B	S	PTS/AVG
2015-16	20-0	131/6.6	13-30	.433	3-11	.273	7-19	.368	18-0.9	6	5	2	7	36/1.8
2016-17	36-27	911/25.3	200-415	.482	49-147	.333	86-119	.723	190-5.3	63	74	18	50	535/14.9
2017-18	18-11	463/25.7	84-209	.402	37-115	.322	31-46	.674	110-6.11	48	45	18	16	236/13.1
TOTAL	74-38	1505/20.3	297-654	.454	89-273	.326	124-184	.674	318-4.30	117	124	38	73	807/10.9



#50 JUSTAS FURMANAVICIUS

6-7 • 210 • SR • F

Hometown: Kaunas, Lithuania
Last School: Three Rivers C.C.

Furmanavicius Facts

- Has played in every game since arriving on campus (54 games)
- Started 17 games last year in his first season as a Rebel
- Spent two seasons at Three Rivers C.C.

2017-18 GAME-BY-GAME STATISTICS

Date	Opponent	Min	FG	3-pt	FT	Pts	Rebs	A	TO	B	S
11-10	Louisiana	10	0-0	0-0	0-0	0	1	0	0	3	0
11-13	Eastern Kentucky	18	1-1	0-0	2-2	4	2	0	0	0	1
11-17	Georgia State	11	0-0	0-0	0-0	0	2	0	1	0	0
11-20	Utah	19	3-4	0-1	1-2	7	3	0	2	1	0
11-22	Rice	23	4-4	1-1	0-0	9	3	0	0	0	2
11-28	South Dakota State*	11	0-1	0-1	1-2	1	1	0	0	0	0
12-2	Virginia Tech*	18	0-1	0-1	2-2	2	3	0	0	1	0
12-9	Middle Tennessee	15	1-1	0-0	0-0	2	4	0	1	1	0
12-13	Sam Houston State	22	3-3	2-2	0-0	8	7	0	1	1	1
12-16	Illinois State	25	0-1	0-0	0-0	0	3	0	1	1	1
12-19	Texas A&M-CC*	28	5-8	5-8	0-0	15	6	2	1	2	1
12-22	Bradley*	33	1-3	1-3	1-1	4	8	2	2	2	1
12-31	South Carolina*	19	1-3	0-0	3-4	5	1	0	0	0	1
1-3	Georgia	21	1-3	1-1	0-0	3	5	0	0	2	0
1-6	Mississippi State	13	0-4	0-3	0-0	0	2	0	0	1	0
1-9	Auburn	16	0-3	0-2	0-0	0	2	1	1	1	1
1-13	Florida	7	0-0	0-0	0-0	0	0	0	0	0	0
1-16	Texas A&M	5	0-1	0-0	2-2	2	0	1	0	0	0
TOTALS		314	20-41	10-23	12-15	62	53	6	10	16	9

* Indicates start
Home game in bold

CAREER HIGHS

POINTS 15, 2x, MR: vs. Texas A&M-Corpus Christi (12/19/17)	THREE-POINTERS 5 vs. Texas A&M-Corpus Christi (12/19/17)
REBOUNDS 13 vs. UT Martin (11/11/16)	ASSISTS 4 vs. South Carolina (3/4/17)
FIELD GOALS 6 vs. South Alabama (12/22/16)	STEALS 4 vs. UT Martin (11/11/16)
FREE THROWS 10 vs. South Carolina (3/4/17)	BLOCKS 4 vs. Montana (11/24/16)

CAREER STATISTICS

YEAR	G-GS	MIN/AVG	FG-FGA	PCT	3P-3PA	PCT	FT-FTA	PCT	REB-AVG	A	TO	B	S	PTS/AVG
2016-17	36-17	901/25.0	73-153	.477	8-31	.258	71-115	.617	180-5.0	38	37	38	26	225/6.3
2017-18	18-5	314/17.4	20-41	.488	10-23	.435	12-15	.800	53-2.94	6	10	16	9	62/3.4
TOTAL	54-22	1215/22.5	93-194	.479	18-54	.333	83-130	.638	233-4.31	44	47	54	35	287/5.3



6-7 • 185 • SO • F

Hometown: Los Gatos, Calif.
Last School: Cuesta College

Horn Facts

- Played in 27 games and made nine starts for Cuesta last year, averaging 2.8 points and 4.1 rebounds per game
- While at Leigh High School, finished his career ranked third in school history in scoring
- Traveled to China for service work and spent time playing basketball with the local children

2017-18 GAME-BY-GAME STATISTICS

Date	Opponent	Min	FG	3-pt	FT	Pts	Rebs	A	T/O	B	S
11-10	Louisiana	DNP									
11-13	Eastern Kentucky	DNP									
11-17	Georgia State	DNP									
11-20	Utah	DNP									
11-22	Rice	DNP									
11-28	South Dakota State	DNP									
12-2	Virginia Tech	DNP									
12-9	Middle Tennessee	DNP									
12-13	Sam Houston State	DNP									
12-16	Illinois State	DNP									
12-19	Texas A&M-CC	DNP									
12-22	Bradley	1	0-0	0-0	0-0	0	1	0	0	0	0
12-31	South Carolina	DNP									
1-3	Georgia	DNP									
1-6	Mississippi State	DNP									
1-9	Auburn	DNP									
1-13	Florida	DNP									
1-16	Texas A&M	DNP									
TOTALS		1	0-0	0-0	0-0	0	1	0	0	0	0

* Indicates start

Home game in bold

CAREER HIGHS

POINTS

REBOUNDS

1 vs. Bradley (12/22/17)

FIELD GOALS

FREE THROWS

THREE-POINTERS

ASSISTS

STEALS

BLOCKS

CAREER STATISTICS

YEAR	G-GS	MIN/AVG	FG-FGA	PCT	3P-3PA	PCT	FT-FTA	PCT	REB-AVG	A	TO	B	S	PTS/AVG
2017-18	1-0	1/1.0	0-0	.000	0-0	.000	0-0	.000	1-1.0	0	0	0	0	0/0
TOTAL	1-0	1/1.0	0-0	.000	0-0	.000	0-0	.000	1-1.0	0	0	0	0	0/0



#2 MARCANVIS HYMON

6-7 • 220 • SR • F

Hometown: Memphis, Tenn.
High School: Whitehaven

Hymon Facts

- Nickname is “KG”
- Ranks 10th in Ole Miss history in career blocks
- Only fourth-year Rebel on the team
- Three career double-doubles

2017-18 GAME-BY-GAME STATISTICS

Date	Opponent	Min	FG	3-pt	FT	Pts	Rebs	A	TO	B	S
11-10	Louisiana*	32	5-7	0-0	2-3	12	13	0	1	1	1
11-13	Eastern Kentucky*	24	3-6	0-0	2-4	8	10	3	0	3	0
11-17	Georgia State*	21	1-2	0-0	0-0	2	4	3	0	1	1
11-20	Utah*	23	1-2	0-0	0-0	2	4	0	1	0	0
11-22	Rice*	24	3-5	0-0	1-4	7	9	0	1	3	1
11-28	South Dakota State*	28	3-4	0-0	0-2	6	11	5	0	2	3
12-2	Virginia Tech*	21	2-2	0-0	1-3	5	3	0	2	2	0
12-9	Middle Tennessee*	31	6-6	0-0	0-0	12	3	1	2	2	1
12-13	Sam Houston State*	26	2-5	0-0	1-4	5	9	1	1	1	1
12-16	Illinois State*	18	4-6	0-0	3-6	11	7	0	1	1	0
12-19	Texas A&M-CC	13	2-4	0-0	0-0	4	1	0	0	1	0
12-22	Bradley	15	0-1	0-0	0-0	0	4	1	0	0	0
12-31	South Carolina	22	3-4	0-0	1-1	7	4	1	0	2	0
1-3	Georgia	16	1-4	0-0	0-0	2	5	0	0	0	0
1-6	Mississippi State*	17	0-3	0-0	0-0	0	5	0	0	0	0
1-9	Auburn*	13	0-1	0-0	0-1	0	0	1	1	1	0
1-13	Florida	22	2-3	0-0	2-2	6	9	0	0	0	1
1-16	Texas A&M	22	3-4	0-0	0-0	6	1	0	0	0	0
TOTALS		388	41-69	0-0	13-30	95	102	16	10	20	9

* Indicates start
Home game in bold

CAREER HIGHS

POINTS 20 vs. Towson (11/20/15)	THREE-POINTERS
REBOUNDS 14 at Southeast Missouri (12/12/15)	ASSISTS 5 vs. South Dakota State (11/28/17)
FIELD GOALS 10 vs. Towson (11/20/15)	STEALS 4 vs. Oral Roberts (11/18/16)
FREE THROWS 4, 3x, MR: South Alabama (12/22/16)	BLOCKS 4, 2x MR: vs. Memphis (12/3/16)

CAREER STATISTICS

YEAR	G-GS	MIN/AVG	FG-FGA	PCT	3P-3PA	PCT	FT-FTA	PCT	REB-AVG	A	TO	B	S	PTS/AVG
2014-15	6-0	51/8.5	3-5	.600	0-0	.000	1-2	.500	7-1.17	3	4	2	2	7/1.2
2015-16	32-10	565/17.7	78-149	.523	0-0	.000	39-73	.534	166-5.19	15	21	29	22	195/6.1
2016-17	36-24	784/21.8	51-99	.515	0-0	.000	23-57	.404	180-5.00	20	40	40	26	125/3.5
2017-18	18-12	388/21.6	41-69	.594	0-0	.000	13-30	.433	102-5.67	16	10	20	9	95/5.3
TOTAL	92-46	1788/19.4	173-322	.537	0-0	.000	76-162	.469	455-4.95	54	75	91	59	422/4.6



5-10 • 165 • R-FR • G

Hometown: Morgantown, W. Va.
High School: Morgantown

Morgano Facts

- Redshirted last season
- Named honorable mention all-state as a high school senior
- Led Morgantown to a 27-0 record and Class AAA State Championship, the first state title in the school's 103-year history

2017-18 GAME-BY-GAME STATISTICS

Date	Opponent	Min	FG	3-pt	FT	Pts	Rebs	A	T/O	B	S
11-10	Louisiana	DNP									
11-13	Eastern Kentucky	DNP									
11-17	Georgia State	DNP									
11-20	Utah	DNP									
11-22	Rice	DNP									
11-28	South Dakota State	DNP									
12-2	Virginia Tech	DNP									
12-9	Middle Tennessee	DNP									
12-13	Sam Houston State	DNP									
12-16	Illinois State	DNP									
12-19	Texas A&M-CC	DNP									
12-22	Bradley	1	0-0	0-0	0-0	0	0	0	1	0	0
12-31	South Carolina	DNP									
1-3	Georgia	DNP									
1-6	Mississippi State	DNP									
1-9	Auburn	DNP									
1-13	Florida	DNP									
1-16	Texas A&M	DNP									
TOTALS		1	0-0	0-0	0-0	0	0	0	1	0	0

* Indicates start

Home game in bold

CAREER HIGHS

POINTS	THREE-POINTERS
REBOUNDS	ASSISTS
FIELD GOALS	STEALS
FREE THROWS	BLOCKS

CAREER STATISTICS

YEAR	G-GS	MIN/AVG	FG-FGA	PCT	3P-3PA	PCT	FT-FTA	PCT	REB-AVG	A	TO	B	S	PTS/AVG
2017-18	1-0	1/1.0	0-0	.000	0-0	.000	0-0	.000	0-0	0	1	0	0	0/0
TOTAL	1-0	1/1.0	0-0	.000	0-0	.000	0-0	.000	0-0	0	1	0	0	0/0



#13 DOMINIK OLEJNICZAK

7-0 • 255 • SO • C

Hometown: Torun, Poland
Last School: Drake

Olejniczak Facts

- First 7-footer at Ole Miss during the Andy Kennedy era
- Redshirted last season after transferring from Drake where he averaged 6.5 points and 4.1 rebounds as a freshman
- Played for the Polish National Team at the FIBA U20 European Championships in the summer of 2016
- Not related to Dominic Olejniczak, president of the Green Bay Packers (1958-82).
- Chose Ole Miss over Arizona, California and Colorado

2017-18 GAME-BY-GAME STATISTICS														
Date	Opponent	Min	FG	3-pt	FT	Pts	Rebs	A	TO	B	S			
11-10	Louisiana*	23	1-2	0-0	0-2	2	4	2	1	1	0			
11-13	Eastern Kentucky*	22	3-5	0-0	0-0	6	3	2	2	0	1			
11-17	Georgia State*	14	2-3	0-0	1-2	5	2	1	1	1	0			
11-20	Utah*	16	0-1	0-0	2-2	2	3	0	2	0	0			
11-22	Rice	8	1-2	0-0	0-0	2	0	0	1	0	0			
11-28	South Dakota State	6	0-2	0-0	0-0	0	0	0	1	0	0			
12-2	Virginia Tech	9	1-2	0-0	0-0	2	3	0	2	0	0			
12-9	Middle Tennessee	9	1-3	0-0	0-0	2	0	1	0	0	0			
12-13	Sam Houston State	10	3-3	0-0	0-0	6	4	1	0	0	0			
12-16	Illinois State	3	0-0	0-0	1-2	1	0	0	0	0	0			
12-19	Texas A&M-CC*	24	6-7	0-0	3-4	15	1	1	1	3	2			
12-22	Bradley*	16	3-6	0-0	0-0	6	2	1	1	2	2			
12-31	South Carolina*	13	0-0	0-0	0-0	0	2	0	1	2	0			
1-3	Georgia*	24	3-5	0-0	0-0	6	7	0	1	0	0			
1-6	Mississippi State	14	1-3	0-0	0-0	2	5	0	1	1	2			
1-9	Auburn	30	5-7	0-0	0-0	10	10	0	1	1	3			
1-13	Florida*	10	1-2	0-0	0-0	2	1	0	2	0	0			
1-16	Texas A&M*	19	1-3	0-0	0-0	2	2	0	1	2	0			
TOTALS		270	32-56	0-0	7-12	71	49	9	19	13	10			
* Indicates start														
Home game in bold														

CAREER HIGHS	POINTS	THREE-POINTERS
	15 vs. Texas A&M-Corpus Christi (12/19/17)	
	REBOUNDS	ASSISTS
	10 at Auburn (1/9/18)	2, 2x MR vs. Eastern Kentucky (11/13/17)
	FIELD GOALS	STEALS
	6 vs. Texas A&M-Corpus Christi (12/19/17)	3 at Auburn (1/9/18)
	FREE THROWS	BLOCKS
	3 vs. Texas A&M-Corpus Christi (12/19/17)	3 vs. Texas A&M-Corpus Christi (12/19/17)

CAREER STATISTICS														
YEAR	G-GS	MIN/AVG	FG-FGA	PCT	3P-3PA	PCT	FT-FTA	PCT	REB-AVG	A	TO	B	S	PTS/AVG
2017-18	18-10	270/15.0	32-56	.571	0-0	.000	7-12	.583	49-2.72	9	19	13	10	71/3.9
TOTAL	18-10	270/15.0	32-56	.571	0-0	.000	7-12	.583	49-2.72	9	19	13	10	71/3.9



#0 DEVONTAE SHULER

6-2 • 192 • FR • G

Hometown: Irmo, S.C.
High School: Oak Hill Academy

Shuler Facts

- 4-star guard rated the No. 100 player in the nation by 247 Sports and Scout.com
- Named the top shooting guard signee in the SEC by HoopsSeen.com
- Helped lead perennial powerhouse Oak Hill Academy to a national championship as a junior
- Chose Ole Miss over Miami (Fla.), Oklahoma State, South Carolina and USC

2017-18 GAME-BY-GAME STATISTICS

Date	Opponent	Min	FG	3-pt	FT	Pts	Rebs	A	TO	B	S
11-10	Louisiana	16	5-7	3-6	0-0	14	2	3	2	0	0
11-13	Eastern Kentucky*	23	5-12	2-6	0-0	12	1	1	2	0	1
11-17	Georgia State	24	3-7	1-4	0-0	7	2	1	1	0	0
11-20	Utah	17	4-9	0-3	1-1	9	1	0	0	0	4
11-22	Rice*	28	4-10	3-7	2-2	13	5	2	3	0	2
11-28	South Dakota State	33	8-14	1-6	2-2	19	3	1	1	0	3
12-2	Virginia Tech	22	3-9	0-3	0-1	6	4	0	0	0	1
12-9	Middle Tennessee	9	0-3	0-1	0-0	0	0	0	0	0	0
12-13	Sam Houston State	19	4-9	2-6	4-4	14	1	2	1	0	0
12-16	Illinois State	19	1-5	1-3	0-0	3	1	3	1	0	3
12-19	Texas A&M-CC*	25	2-7	2-4	0-0	6	6	2	2	1	2
12-22	Bradley*	16	2-8	1-5	0-0	5	6	1	1	0	1
12-31	South Carolina*	20	2-7	2-5	0-0	6	1	1	0	0	1
1-3	Georgia*	22	5-11	1-5	0-0	11	3	1	1	0	4
1-6	Mississippi State*	24	4-8	1-5	1-2	10	1	1	1	0	3
1-9	Auburn*	29	2-12	0-5	1-3	5	8	1	3	0	0
1-13	Florida	17	0-3	0-2	0-0	0	3	1	1	0	0
1-16	Texas A&M	13	2-4	1-3	0-0	5	2	1	0	0	0
TOTALS		376	56-145	22-79	11-15	145	50	21	19	1	25

* Indicates start
Home game in bold

CAREER HIGHS

POINTS 19 vs. South Dakota State (11/28/17)	THREE-POINTERS 3, 2x, MR: vs. Rice (11/22/17)
REBOUNDS 8 at Auburn (1/9/18)	ASSISTS 3, 2x, MR: vs. Illinois State (12/16/17)
FIELD GOALS 8 vs. South Dakota State (11/28/17)	STEALS 4, 2x, MR: at Georgia (1/2/18)
FREE THROWS 2, 2x MR vs. South Dakota State (11/28/17)	BLOCKS 1 vs. Texas A&M-Corpus Christi (12/19/17)

CAREER STATISTICS

YEAR	G-GS	MIN/AVG	FG-FGA	PCT	3P-3PA	PCT	FT-FTA	PCT	REB-AVG	A	TO	B	S	PTS/AVG
2017-18	18-8	376/20.9	56-145	.386	22-79	.278	11-15	.733	50-2.78	21	19	1	25	145/8.1
TOTAL	18-8	376/20.9	56-145	.386	22-79	.278	11-15	.733	50-2.78	21	19	1	25	145/8.1



6-11 • 245 • R-FR • F

Hometown: Riga, Latvia
Last School: WEF Skola

Silins Facts

- Out indefinitely after undergoing knee surgery
- Played in eight games last season before missing the remainder of the season due to a torn ACL, earning a medical redshirt
- Was a member of the Latvian U18 National Team

2017-18 GAME-BY-GAME STATISTICS

Date	Opponent	Min	FG	3-pt	FT	Pts	Rebs	A	TO	B	S
11-10	Louisiana	DNP									
11-13	Eastern Kentucky	DNP									
11-17	Georgia State	DNP									
11-20	Utah	DNP									
11-22	Rice	DNP									
11-28	South Dakota State	DNP									
12-2	Virginia Tech	DNP									
12-9	Middle Tennessee	DNP									
12-13	Sam Houston State	DNP									
12-16	Illinois State	DNP									
12-19	Texas A&M-CC	DNP									
12-22	Bradley	DNP									
12-31	South Carolina	DNP									
1-3	Georgia	DNP									
1-6	Mississippi State	DNP									
1-9	Auburn	DNP									
1-13	Florida	DNP									
1-16	Texas A&M	DNP									

TOTALS

* Indicates start

Home game in bold

CAREER HIGHS

POINTS	THREE-POINTERS
REBOUNDS	ASSISTS
FIELD GOALS	STEALS
FREE THROWS	BLOCKS

CAREER STATISTICS

YEAR	G-GS	MIN/AVG	FG-FGA	PCT	3P-3PA	PCT	FT-FTA	PCT	REB-AVG	A	TO	B	S	PTS/AVG
2016-17	8-0	39/4.9	1-3	.333	0-0	.000	2-4	.500	3-2	0	2	1	1	4/0.5
2017-18	0-0	0/0	0-0	.000	0-0	.000	0-0	.000	0-0	0	0	0	0	0/0
TOTAL	8-0	39/4.9	1-3	.333	0-0	.000	2-4	.500	3-2	0	2	1	1	4/0.5



#12 BRUCE STEVENS

6-8 • 252 • JR • F

Hometown: Louin, Miss.
Last School: Jones County JC

Stevens Facts

- Scored 27 points versus Illinois State, the most by a Rebel in any game this season.
- No. 6 junior college player according to JUCOREcruiting.com
- Earned NJCAA first team All-America honors as a sophomore, averaging 16.2 points and 11.6 rebounds per game

2017-18 GAME-BY-GAME STATISTICS

Date	Opponent	Min	FG	3-pt	FT	Pts	Rebs	A	TO	B	S
11-10	Louisiana	16	4-9	0-0	1-2	9	9	1	2	1	0
11-13	Eastern Kentucky	16	1-4	0-1	3-4	5	4	1	0	0	0
11-17	Georgia State	22	3-6	0-1	2-4	8	6	0	2	1	1
11-20	Utah	21	2-9	1-4	4-5	9	3	1	0	2	0
11-22	Rice	18	1-2	0-0	3-4	5	5	0	2	0	1
11-28	South Dakota State	22	1-4	0-2	1-2	3	8	3	0	0	0
12-2	Virginia Tech	17	2-4	0-2	3-6	7	6	0	2	1	0
12-9	Middle Tennessee*	25	5-8	0-0	0-0	10	4	0	1	0	1
12-13	Sam Houston State*	17	6-7	0-1	1-2	13	3	1	0	0	0
12-16	Illinois State*	32	7-9	0-0	13-16	27	7	2	1	1	1
12-19	Texas A&M-CC	16	1-1	0-0	2-4	4	0	3	0	0	0
12-22	Bradley	15	3-8	0-1	5-5	11	5	2	2	2	1
12-31	South Carolina	26	4-4	0-0	2-2	10	4	0	0	2	1
1-3	Georgia	19	2-5	0-2	0-1	4	3	0	2	1	0
1-6	Mississippi State*	26	2-5	1-2	2-2	7	5	2	0	1	0
1-9	Auburn*	12	3-5	2-3	4-4	12	1	0	0	0	0
1-13	Florida*	25	8-13	1-3	5-6	22	6	1	1	0	2
1-16	Texas A&M*	33	9-15	0-3	2-4	20	9	3	0	0	0
TOTALS		378	64-118	5-25	53-73	186	88	20	15	12	8

* Indicates start
Home game in bold

CAREER HIGHS

POINTS 27 vs. Illinois State (12/16/17)	THREE-POINTERS 2 at Auburn (1/9/18)
REBOUNDS 9, 2x, MR: at Texas A&M (1/16/18)	ASSISTS 3, 3x, MR: at Texas A&M (1/16/18)
FIELD GOALS 9 at Texas A&M (1/16/18)	STEALS 2 vs. Florida (1/13/18)
FREE THROWS 13 vs. Illinois State (12/16/17)	BLOCKS 2, 3x, MR: vs. South Carolina (12/31/17)

CAREER STATISTICS

YEAR	G-GS	MIN/AVG	FG-FGA	PCT	3P-3PA	PCT	FT-FTA	PCT	REB-AVG	A	TO	B	S	PTS/AVG
2017-18	18-7	378/21.0	64-118	.542	5-25	.200	53-73	.726	88-4.89	20	15	12	8	186/10.3
TOTAL	18-7	378/21.0	64-118	.542	5-25	.200	53-73	.726	88-4.89	20	15	12	8	186/10.3



#4 BREEN TYREE

6-2 • 192 • SO • G

Hometown: Somerset, N.J.
High School: St. Joseph's

Tyree Facts

- Serves as Vice-Chair of the SEC Men's Basketball Leadership Council
- Averaged 9.3 ppg in SEC play last season and is averaging more in SEC play this year compared to non-conference games
- Tore his ACL heading into his freshman season, but bounced back to start the final 20 games of the 2016-17 campaign

2017-18 GAME-BY-GAME STATISTICS

Date	Opponent	Min	FG	3-pt	FT	Pts	Rebs	A	TO	B	S
11-10	Louisiana*	19	4-10	0-4	2-2	10	1	2	2	0	3
11-13	Eastern Kentucky*	25	3-8	1-1	0-0	7	1	5	0	0	1
11-17	Georgia State*	26	3-8	3-5	0-2	9	3	0	0	0	1
11-20	Utah*	19	4-7	1-3	1-1	10	1	1	1	1	2
11-22	Rice	19	1-5	1-2	0-0	3	4	4	2	0	0
11-28	South Dakota State	25	2-5	0-2	4-6	8	1	0	1	0	0
12-2	Virginia Tech*	34	6-14	2-6	3-5	17	8	5	4	1	1
12-9	Middle Tennessee*	20	2-7	2-5	0-0	6	2	4	1	1	0
12-13	Sam Houston State*	24	1-5	0-3	1-2	3	1	3	2	0	0
12-16	Illinois State*	31	5-15	3-7	1-2	14	3	6	1	1	1
12-19	Texas A&M-CC	18	4-5	2-3	1-2	11	0	5	0	0	0
12-22	Bradley	16	2-3	0-0	1-2	5	0	3	5	0	0
12-31	South Carolina	18	1-5	0-1	5-6	7	4	2	1	0	0
1-3	Georgia	26	7-15	3-4	0-0	17	3	0	2	0	2
1-6	Mississippi State*	25	6-12	2-4	2-4	16	2	2	2	0	1
1-9	Auburn*	38	7-18	4-10	6-6	24	0	4	3	0	2
1-13	Florida	17	0-3	0-2	0-0	0	3	1	1	0	0
1-16	Texas A&M*	25	4-7	1-2	2-2	11	5	0	4	0	1

* Indicates start
Home game in bold

CAREER HIGHS

- POINTS**
24, 2x, MR: at Auburn (1/9/18)

REBOUNDS
8 vs. Virginia Tech (12/2/17)

FIELD GOALS
9 at Mississippi State (2/21/17)

FREE THROWS
7 vs. Tennessee (1/17/17)
- THREE-POINTERS**
4 at Auburn (1/9/18)

ASSISTS
6, 2x, MR: vs. Illinois State (12/16/17)

STEALS
3 vs. Louisiana (11/10/17)

BLOCKS
1, 5x, MR: vs. Florida (1/13/18)

CAREER STATISTICS

YEAR	G-GS	MIN/AVG	FG-FGA	PCT	3P-3PA	PCT	FT-FTA	PCT	REB-AVG	A	TO	B	S	PTS/AVG
2016-17	34-23	651/19.1	85-228	.373	27-87	.310	52-74	.703	64-1.88	65	71	0	22	249/7.3
2017-18	18-12	432/24.0	62-155	.400	25-64	.391	32-46	.696	43-2.39	50	33	5	16	181/8.3
TOTAL	52-35	1083/20.8	52-151	.344	52-151	.344	84-120	.700	107-2.06	115	104	5	38	430/8.3



6-3 • 185 • FR • G

Hometown: Kiev, Ukraine
Last School: GBA Prague

Tyrtyshnik Facts

- Nickname is “Mouse”
- As a 19-year old, played for Ukraine at the FIBA U20 European Championships this past summer in Crete, Greece
- Spent last season at GBA Prague, a prep school in the Czech Republic
- His father was a high jumper who competed in the 1996 Olympics in Atlanta

2017-18 GAME-BY-GAME STATISTICS

Date	Opponent	Min	FG	3-pt	FT	Pts	Rebs	A	TO	B	S
11-10	Louisiana	DNP									
11-13	Eastern Kentucky	DNP									
11-17	Georgia State	DNP									
11-20	Utah	DNP									
11-22	Rice	1	0-1	0-1	0-0	0	0	0	0	0	0
11-28	South Dakota State	DNP									
12-2	Virginia Tech	DNP									
12-9	Middle Tennessee	DNP									
12-13	Sam Houston State	DNP									
12-16	Illinois State	DNP									
12-19	Texas A&M-CC	2	0-1	0-1	0-1	0	1	0	0	0	0
12-22	Bradley	2	0-1	0-0	0-0	0	1	0	1	0	0
12-31	South Carolina	DNP									
1-3	Georgia	DNP									
1-6	Mississippi State	DNP									
1-9	Auburn	DNP									
1-13	Florida	DNP									
1-16	Texas A&M	DNP									
TOTALS		5	0-3	0-2	0-0	2	0	1	0	0	

* Indicates start

CAREER HIGHS

POINTS

REBOUNDS

1, 2x, MR: vs. Bradley (12/22/17)

FIELD GOALS

FREE THROWS

THREE-POINTERS

ASSISTS

STEALS

BLOCKS

CAREER STATISTICS

YEAR	G-GS	MIN/AVG	FG-FGA	PCT	3P-3PA	PCT	FT-FTA	PCT	REB-AVG	A	TO	B	S	PTS/AVG
2017-18	3-0	5/1.7	0-3	.000	0-2	.000	0-0	.000	2-0.7	0	0	0	0	0/0.0
TOTAL	3-0	5/1.7	0-3	.000	0-2	.000	0-0	.000	2-0.7	0	0	0	0	0/0.0



2017-18 Ole Miss Basketball
Ole Miss Combined Team Statistics (as of Jan 16, 2018)
All games



RECORD:	OVERALL	HOME	AWAY	NEUTRAL
ALL GAMES	10-8	9-3	0-4	1-1
CONFERENCE	3-3	3-0	0-3	0-0
NON-CONFERENCE	7-5	6-3	0-1	1-1

#	Player	gp-gs	min	avg	Total		3-Point		F-Throw		Rebounds												pts	avg
					fg-fga	fg%	3fg-fga	3fg%	ft-fa	ft%	off	def	tot	avg	pf	dq	a	to	blk	stl				
01	Burnett,Deandre	17-9	489	28.8	66-158	.418	32-82	.390	79-96	.823	7	28	35	2.1	15	0	84	28	0	6	243	14.3		
03	Davis,Terence	18-11	463	25.7	84-209	.402	37-115	.322	31-46	.674	22	88	110	6.1	49	5	48	45	18	16	236	13.1		
12	Stevens,Bruce	18-7	378	21.0	64-118	.542	5-25	.200	53-73	.726	29	59	88	4.9	45	2	20	15	12	8	186	10.3		
05	Crawford,Markel	18-15	546	30.3	59-149	.396	19-66	.288	48-65	.738	8	59	67	3.7	37	0	34	21	6	18	185	10.3		
04	Tyree,Breein	18-12	432	24.0	62-155	.400	25-64	.391	32-46	.696	10	33	43	2.4	38	0	50	33	5	16	181	10.1		
00	Shuler,Devontae	18-8	376	20.9	56-145	.386	22-79	.278	11-15	.733	17	33	50	2.8	18	0	21	19	1	25	145	8.1		
02	Hymon,Marcanvis	18-12	388	21.6	41-69	.594	0-0	.000	13-30	.433	34	68	102	5.7	52	2	16	10	20	9	95	5.3		
13	Olejniczak,Dominik	18-10	270	15.0	32-56	.571	0-0	.000	7-12	.583	19	30	49	2.7	41	1	9	19	13	10	71	3.9		
50	Furmanavicius,Justas	18-5	314	17.4	20-41	.488	10-23	.435	12-15	.800	21	32	53	2.9	32	0	6	10	16	9	62	3.4		
20	Davis,D.C.	3-1	11	3.7	0-1	.000	0-1	.000	1-2	.500	0	0	0	0.0	0	0	1	2	0	1	1	0.3		
10	Morgano,Antonio	1-0	1	1.0	0-0	.000	0-0	.000	0-0	.000	0	0	0	0.0	0	0	0	1	0	0	0	0.0		
11	Horn,Eric	1-0	1	1.0	0-0	.000	0-0	.000	0-0	.000	0	1	1	1.0	0	0	0	0	0	0	0	0.0		
24	Below,Lane	1-0	1	1.0	0-0	.000	0-0	.000	0-0	.000	0	0	0	0.0	0	0	0	0	0	0	0	0.0		
34	Tyrtysnik,Ilya	3-0	5	1.7	0-3	.000	0-2	.000	0-0	.000	0	2	2	0.7	0	0	0	1	0	0	0	0.0		
Team											41	44	85											
Total.....		18	3675		484-1104	.438	150-457	.328	287-400	.718	208	477	685	38.1	327	10	289	205	91	118	1405	78.1		
Opponents.....		18	3675		462-1098	.421	150-422	.355	271-380	.713	213	478	691	38.4	353	-	289	238	56	100	1345	74.7		

TEAM STATISTICS	OM	OPP
SCORING	1405	1345
Points per game	78.1	74.7
Scoring margin	+3.3	-
FIELD GOALS-ATT	484-1104	462-1098
Field goal pct	.438	.421
3 POINT FG-ATT	150-457	150-422
3-point FG pct	.328	.355
3-pt FG made per game	8.3	8.3
FREE THROWS-ATT	287-400	271-380
Free throw pct	.718	.713
F-Throws made per game	15.9	15.1
REBOUNDS	685	691
Rebounds per game	38.1	38.4
Rebounding margin	-0.3	-
ASSISTS	289	289
Assists per game	16.1	16.1
TURNOVERS	205	238
Turnovers per game	11.4	13.2
Turnover margin	+1.8	-
Assist/turnover ratio	1.4	1.2
STEALS	118	100
Steals per game	6.6	5.6
BLOCKS	91	56
Blocks per game	5.1	3.1
ATTENDANCE	80918	44127
Home games-Avg/Game	12-6743	4-9005
Neutral site-Avg/Game	-	2-4054

Date	Opponent		Score	Att.
11/10/17	LOUISIANA	W	94-76	8302
11/13/17	EASTERN KENTUCKY	W	85-75	7042
11/17/17	GEORGIA STATE	W	77-72	6835
11/20/17	vs Utah	L	74-83	8107
11/22/17	vs Rice	W	79-62	0
11/28/17	SOUTH DAKOTA STATE	Lot	97-99	6014
12/2/17	VIRGINIA TECH	Lot	80-83	6297
12/09/17	at Middle Tennessee	L	58-77	8806
12/13/17	SAM HOUSTON STATE	W	82-69	5054
12/16/17	ILLINOIS STATE	Lot	97-101	6309
12/19/17	TEXAS A&M-CORPUS CHR	W	85-63	6102
12/22/17	BRADLEY	W	82-59	7993
* 12/31/17	SOUTH CAROLINA	W	74-69	5849
* 01/03/18	at Georgia	L	60-71	7515
* 1/6/18	MISSISSIPPI STATE	W	64-58	8664
* 01/09/18	at Auburn	L	70-85	9121
* 1/13/18	FLORIDA	W	78-72	6457
* 01/16/18	at Texas A&M	L	69-71	10578

* - Conference game

Score by Periods	1st	2nd	OT	Totals
Ole Miss	666	706	33	1405
Opponents	653	650	42	1345



2017-18 Ole Miss Basketball
Ole Miss Combined Team Statistics (as of Jan 16, 2018)
Conference games only



RECORD:	OVERALL	HOME	AWAY	NEUTRAL
ALL GAMES	3-3	3-0	0-3	0-0
CONFERENCE	3-3	3-0	0-3	0-0
NON-CONFERENCE	0-0	0-0	0-0	0-0

#	Player	gp-gs	min	avg	Total		3-Point		F-Throw		Rebounds				pf	dq	a	to	blk	stl	pts	avg
					fg-fga	fg%	3fg-fga	3fg%	ft-fta	ft%	off	def	tot	avg								
01	Burnett,Deandre	5-4	156	31.2	19-47	.404	10-24	.417	22-30	.733	1	11	12	2.4	5	0	26	8	0	1	70	14.0
04	Tyree,Breein	6-4	156	26.0	25-63	.397	10-23	.435	18-22	.818	3	14	17	2.8	18	0	12	13	1	7	78	13.0
12	Stevens,Bruce	6-4	141	23.5	28-47	.596	4-13	.308	15-19	.789	12	16	28	4.7	20	2	6	3	4	3	75	12.5
05	Crawford,Markel	6-4	180	30.0	17-46	.370	6-19	.316	19-23	.826	4	19	23	3.8	11	0	6	9	1	4	59	9.8
03	Davis,Terence	6-2	139	23.2	14-62	.226	4-33	.121	11-18	.611	5	33	38	6.3	16	2	15	8	5	3	43	7.2
00	Shuler,Devontae	6-4	125	20.8	15-45	.333	5-25	.200	2-5	.400	6	12	18	3.0	4	0	6	6	0	8	37	6.2
13	Olejniczak,Dominik	6-4	110	18.3	11-20	.550	0-0	.000	0-0	.000	12	15	27	4.5	18	0	0	7	6	5	22	3.7
02	Hymon,Marcanvis	6-2	112	18.7	9-19	.474	0-0	.000	3-4	.750	9	15	24	4.0	16	0	2	1	3	1	21	3.5
50	Furmanavicius,Justas	6-2	81	13.5	2-14	.143	1-6	.167	5-6	.833	4	6	10	1.7	9	0	2	1	4	2	10	1.7
Team											18	17	35					1				
Total.....		6	1200		140-363	.386	40-143	.280	95-127	.748	74	158	232	38.7	117	4	75	57	24	34	415	69.2
Opponents.....		6	1200		145-352	.412	41-129	.318	95-140	.679	74	167	241	40.2	107	-	92	75	30	29	426	71.0

TEAM STATISTICS	OM	OPP	Date	Opponent	Score	Att.
SCORING	415	426	* 12/31/17	SOUTH CAROLINA	w 74-69	5849
Points per game	69.2	71.0	* 01/03/18	at Georgia	L 60-71	7515
Scoring margin	-1.8	-	* 1/6/18	MISSISSIPPI STATE	w 64-58	8664
FIELD GOALS-ATT	140-363	145-352	* 01/09/18	at Auburn	L 70-85	9121
Field goal pct	.386	.412	* 1/13/18	FLORIDA	w 78-72	6457
3 POINT FG-ATT	40-143	41-129	* 01/16/18	at Texas A&M	L 69-71	10578
3-point FG pct	.280	.318	* - Conference game			
3-pt FG made per game	6.7	6.8				
FREE THROWS-ATT	95-127	95-140				
Free throw pct	.748	.679				
F-Throws made per game	15.8	15.8				
REBOUNDS	232	241				
Rebounds per game	38.7	40.2				
Rebounding margin	-1.5	-				
ASSISTS	75	92				
Assists per game	12.5	15.3				
TURNOVERS	57	75				
Turnovers per game	9.5	12.5				
Turnover margin	+3.0	-				
Assist/turnover ratio	1.3	1.2				
STEALS	34	29				
Steals per game	5.7	4.8				
BLOCKS	24	30				
Blocks per game	4.0	5.0				
ATTENDANCE	20970	27214				
Home games-Avg/Game	3-6990	3-9071				
Neutral site-Avg/Game	-	0-0				

Score by Periods	1st	2nd	Totals
Ole Miss	203	212	415
Opponents	214	212	426



2017-18 Ole Miss Basketball
Ole Miss Team Game-by-Game (as of Jan 16, 2018)
All games



TEAM STATISTICS

Opponent	Date	Score		Total		3-Pointers		Free throws		Rebounds											
				fg-fga	pct	3fg-fga	pct	ft-fta	pct	off	def	tot	avg	pf	a	t/o	blk	stl	pts	avg	
LOUISIANA	11/10/17	94-76	W	33-65	.508	7-21	.333	21-31	.677	16	32	48	48.0	19	17	14	7	6	94	94.0	
EASTERN KENTUCKY	11/13/17	85-75	W	30-63	.476	10-22	.455	15-22	.682	13	20	33	40.5	15	19	8	4	8	85	89.5	
GEORGIA STATE	11/17/17	77-72	W	23-52	.442	9-27	.333	22-30	.733	10	23	33	38.0	22	13	13	6	5	77	85.3	
vs Utah	11/20/17	74-83	L	25-58	.431	8-24	.333	16-21	.762	13	18	31	36.2	23	9	15	4	14	74	82.5	
vs Rice	11/22/17	79-62	W	29-60	.483	12-32	.375	9-14	.643	9	30	39	36.8	18	19	13	4	9	79	81.8	
SOUTH DAKOTA STATE	11/28/17	97-99	Lot	36-72	.500	7-27	.259	18-27	.667	10	31	41	37.5	18	19	10	2	7	97	84.3	
VIRGINIA TECH	12/2/17	80-83	Lot	29-73	.397	9-31	.290	13-24	.542	13	29	42	38.1	28	17	12	7	3	80	83.7	
at Middle Tennessee	12/09/17	58-77	L	20-50	.400	5-18	.278	13-15	.867	5	23	28	36.9	11	15	11	4	3	58	80.5	
SAM HOUSTON STATE	12/13/17	82-69	W	31-60	.517	10-29	.345	10-17	.588	12	31	43	37.6	11	21	11	4	4	82	80.7	
ILLINOIS STATE	12/16/17	97-101	Lot	31-73	.425	7-26	.269	28-37	.757	15	26	41	37.9	19	22	9	8	7	97	82.3	
TEXAS A&M-CORPUS CH	12/19/17	85-63	W	28-52	.538	14-30	.467	15-21	.714	9	25	34	37.5	12	25	15	10	8	85	82.5	
BRADLEY	12/22/17	82-59	W	29-63	.460	12-27	.444	12-14	.857	9	31	40	37.8	14	18	17	7	10	82	82.5	
SOUTH CAROLINA	12/31/17	74-69	W	20-49	.408	8-21	.381	26-33	.788	4	26	30	37.2	23	15	8	7	9	74	81.8	
at Georgia	01/03/18	60-71	L	25-70	.357	6-26	.231	4-6	.667	18	24	42	37.5	23	6	10	3	6	60	80.3	
MISSISSIPPI STATE	1/6/18	64-58	W	21-62	.339	7-28	.250	15-22	.682	11	30	41	37.7	14	10	7	5	6	64	79.2	
at Auburn	01/09/18	70-85	L	22-65	.338	8-29	.276	18-27	.667	18	23	41	37.9	27	8	12	4	6	70	78.6	
FLORIDA	1/13/18	78-72	W	25-58	.431	6-18	.333	22-26	.846	10	34	44	38.3	15	17	11	3	4	78	78.6	
at Texas A&M	01/16/18	69-71	L	27-59	.458	5-21	.238	10-13	.769	13	21	34	38.1	15	19	9	2	3	69	78.1	
Ole Miss		1405		484-1104	.438	150-457	.328	287-400	.718	208	477	685	38.1	327	289	205	91	118	1405	78.1	
Opponents		1345		462-1098	.421	150-422	.355	271-380	.713	213	478	691	38.4	353	289	238	56	100	1345	74.7	

Games played: 18
Points/game: 78.1
FG Pct: 43.8
3FG Pct: 32.8
FT Pct: 71.8

Rebounds/game: 38.1
Assists/game: 16.1
Turnovers/game: 11.4
Assist/turnover ratio: 1.4
Steals/game: 6.6
Blocks/game: 5.1



2017-18 Ole Miss Basketball
Ole Miss Opponent Game-by-Game (as of Jan 16, 2018)
All games



OPPONENT STATISTICS

Opponent	Date	Score		Total		3-Pointers		Free throws		Rebounds											
				fg-fga	pct	3fg-fga	pct	ft-fla	pct	off	def	tot	avg	pf	a	t/o	blk	stl	pts	avg	
LOUISIANA	11/10/17	94-76	W	26-71	.366	8-23	.348	16-23	.696	17	23	40	40.0	23	14	13	2	6	76	76.0	
EASTERN KENTUCKY	11/13/17	85-75	W	26-51	.510	6-12	.500	17-22	.773	5	25	30	35.0	17	10	12	3	4	75	75.5	
GEORGIA STATE	11/17/17	77-72	W	24-53	.453	8-21	.381	16-22	.727	11	24	35	35.0	30	9	16	1	5	72	74.3	
vs Utah	11/20/17	74-83	L	26-55	.473	11-29	.379	20-24	.833	12	24	36	35.2	18	17	16	1	9	83	76.5	
vs Rice	11/22/17	79-62	W	21-63	.333	7-31	.226	13-20	.650	15	23	38	35.8	14	14	13	2	4	62	73.6	
SOUTH DAKOTA STATE	11/28/17	97-99	Lot	35-74	.473	18-41	.439	11-14	.786	11	33	44	37.2	22	22	14	1	5	99	77.8	
VIRGINIA TECH	12/2/17	80-83	Lot	25-57	.439	7-22	.318	26-37	.703	6	35	41	37.7	21	18	14	1	6	83	78.6	
at Middle Tennessee	12/09/17	58-77	L	31-62	.500	7-22	.318	8-9	.889	9	26	35	37.4	14	22	6	4	6	77	78.4	
SAM HOUSTON STATE	12/13/17	82-69	W	26-64	.406	9-23	.391	8-11	.727	9	21	30	36.6	19	19	8	2	5	69	77.3	
ILLINOIS STATE	12/16/17	97-101	Lot	31-73	.425	13-31	.419	26-31	.839	17	32	49	37.8	30	20	15	6	5	101	79.7	
TEXAS A&M-CORPUS CH	12/19/17	85-63	W	26-61	.426	7-14	.500	4-6	.667	10	18	28	36.9	21	19	14	1	6	63	78.2	
BRADLEY	12/22/17	82-59	W	20-62	.323	8-24	.333	11-21	.524	17	27	44	37.5	17	13	22	2	10	59	76.6	
SOUTH CAROLINA	12/31/17	74-69	W	22-58	.379	8-20	.400	17-26	.654	14	29	43	37.9	21	16	14	4	2	69	76.0	
at Georgia	01/03/18	60-71	L	24-57	.421	7-19	.368	16-22	.727	12	29	41	38.1	12	16	12	6	4	71	75.6	
MISSISSIPPI STATE	1/6/18	64-58	W	22-63	.349	5-23	.217	9-17	.529	13	32	45	38.6	21	13	14	4	4	58	74.5	
at Auburn	01/09/18	70-85	L	25-56	.446	6-22	.273	29-37	.784	14	30	44	38.9	20	16	15	8	5	85	75.1	
FLORIDA	1/13/18	78-72	W	23-61	.377	10-29	.345	16-22	.727	9	26	35	38.7	20	14	10	4	8	72	74.9	
at Texas A&M	01/16/18	69-71	L	29-57	.509	5-16	.313	8-16	.500	12	21	33	38.4	13	17	10	4	6	71	74.7	
Opponents		1345		462-1098	.421	150-422	.355	271-380	.713	213	478	691	38.4	353	289	238	56	100	1345	74.7	
Ole Miss		1405		484-1104	.438	150-457	.328	287-400	.718	208	477	685	38.1	327	289	205	91	118	1405	78.1	

Games played: 18
Points/game: 74.7
FG Pct: 42.1
3FG Pct: 35.5
FT Pct: 71.3

Rebounds/game: 38.4
Assists/game: 16.1
Turnovers/game: 13.2
Assist/turnover ratio: 1.2
Steals/game: 5.6
Blocks/game: 3.1