

TEXAS A&M MEN'S BASKETBALL

GAME #27: FEB. 17 AT ARKANSAS (BUD WALTON ARENA)



Texas A&M Media Relations • www.12thMan.com

Men's Basketball Contact: Adam Quisenberry / E-Mail: aquisenberry@athletics.tamu.edu / O: (979) 862-5453 / C: (713) 582-5135

MEDIA COVERAGE

TELEVISION.....ESPN

Rich Hollenberg.....Play-by-Play

Jon Sundvold.....Commentary

RADIO.....WTAW 1620 AM

Dave South.....Play-by-Play

Mike Caruso.....Commentary

SATELLITE RADIO.....Sirius Ch. 137 / XM Ch. 190

LIVE STATS.....tamu.statbroadcast.com

RESULTS/SCHEDULE

N 10 ^ vs. #11 West Virginia (ESPN).....W, 88-65

N 17 UCSB (SEC NTK ^).....W, 84-65

N 20 † vs. Oklahoma State (ESPN2).....W, 72-55

N 21 † vs. Penn State.....W, 98-87

N 24 PEPPERDINE (SEC NTK).....W, 81-65

N 26 at #10 USC (PAC-12 NTK).....W, 75-59

N 30 UTRGV (SEC NTK ^).....W, 78-60

D 5 vs. Arizona (ESPN2).....L, 67-64

D 9 PRAIRIE VIEW A&M (SEC NTK ^).....W, 73-53

D 13 SAVANNAH STATE (SEC NTK ^).....W, 113-66

D 19 NORTHERN KENTUCKY (SEC NTK ^).....W, 84-58

D 21 BUFFALO (SEC NTK).....W, 69-73

D 30 * at Alabama (ESPN2).....L, 79-57

J 2 * FLORIDA (ESPN).....L, 83-66

J 6 * LSU (SEC NTK).....L, 69-68

J 9 * at #21 Kentucky (ESPN).....L, 74-73

J 13 * at #24 Tennessee (SEC NTK).....L, 75-62

J 16 * OLE MISS (SEC NTK).....W, 71-69

J 20 * MISSOURI (ESPN2).....W, 60-49

J 23 * at LSU (ESPN).....L, 77-65

J 27 ! at #5 Kansas (ESPN).....L, 79-68

J 30 * ARKANSAS (ESPN).....W, 80-66

F 3 * SOUTH CAROLINA (ESPN2).....W, 83-60

F 7 * at #8 Auburn (ESPN2).....W, 81-80

F 10 * #24 KENTUCKY (ESPN).....W, 85-74

F 13 * at Missouri (ESPN).....L, 62-58

F 17 * at Arkansas (ESPN).....3 PM

F 20 * MISSISSIPPI STATE (SEC NTK).....6 PM

F 24 * at Vanderbilt (ESPN2).....3 PM

F 28 * at Georgia (SEC NTK).....7:30 PM

M 3 * ALABAMA (ESPN/ESPN2).....1 PM

M 7-11 SEC Tournament.....~

* - SEC Game / ! - Big 12/SEC Challenge

^ - Armed Forces Classic (Ramstein Air Base (Germany)) / † - Legends Classic (Brooklyn, N.Y.)
All Times Central

SOCIAL MEDIA

TWITTER.....@AggieMBK

INSTAGRAM.....AggieMBK

FACEBOOK.....Facebook.com/AggieMBK

#12thMan #DoMore



ARKANSAS RAZORBACKS

Record.....18-8, 7-6 SEC

Ranking.....NR

Streak.....Won 3

Last 5 / Last 10.....3.2 / 7-3

At Home (in SEC Play).....13-1 (5-1)

Last Game.....Jan. 27

Arkansas 75, at Ole Miss 64

Head Coach.....Mike Anderson (Tulsa '82)

Overall Record.....346-180 (16th Season)

at Arkansas.....146-82 (7th Season)

vs. Texas A&M.....5-9



#21 TEXAS A&M AGGIES

Record.....17-9, 6-7 SEC

Ranking.....No. 21 (AP) / RV (USAT)

Streak.....Lost 1

Last 5 / Last 10.....4-1 / 6-4

On the Road (in SEC Play).....2-6 (1-5)

Last Game.....Feb. 13

at Missouri 62, #24 Texas A&M 58

Head Coach....Billy Kennedy (Southeastern Louisiana '04)

Overall Record.....343-273 (20th Season)

at Texas A&M.....132-94 (7th Season)

vs. Arkansas.....4-6

AGGIE PROBABLE STARTERS (BASED ON MOST RECENT GAME)

2	T.J. STARKS			
	Dallas, Texas (Lancaster HS)			
	points	rebounds	assists	minutes
	8.2	1.9	1.6	17.8

G • 6-2 • 202 • Fr-HS • 23 gp / 6 gs

Quick Notes: Quick, tough guard ... talented scoring option who attacks the basket ... scored 12 points with six boards and two assists in the win over Savannah State (12/13) ... made his first career start at Kansas (1/27) ... scored a career-best 23 points with a 4-of-5 mark from 3-pt range at Auburn (2/7) ... averaging 15.0 points while shooting 43.8 percent (52.0 percent from 3-pt range) in six games since joining starting lineup.

3	ADMON GILDER			
	Dallas, Texas (Madison HS)			
	points	rebounds	assists	MINUTES
	11.9	4.3	2.8	30.8

G • 6-4 • 199 • Jr-2L • 21 gp / 20 gs

Quick Notes: One of the SEC's most under-the-radar standouts, named SEC Player of the Week on Nov. 13 ... tough guard who set the tone for the Aggies on both the offensive & defensive ends ... led team in both assists (3.9 per game) & minutes (34.6 per game) last season ... returned to the lineup vs. Kentucky (1/9) after missing five games following a knee injury suffered during the win over Savannah State (12/13).

1	D.J. HOGG			
	Plano, Texas (Plano West HS)			
	points	rebounds	assists	minutes
	11.8	5.6	2.7	30.7

F • 6-9 • 220 • Jr-2L • 23 gp / 22 gs

Quick Notes: Talented shooter who is looking for a bounce-back season after seeing his sophomore campaign derailed by a foot injury ... missed much of the off-season recovering from shoulder surgery ... shooting 40.5 percent from 3-pt range in 23 games this season ... returned for the LSU game (1/6) after serving a three-game suspension for a violation of Texas A&M policy.

44	ROBERT WILLIAMS			
	Oil City, La. (North Caddo HS)			
	points	REBOUNDS	BLOCKS	minutes
	10.8	9.5	2.5	26.0

F • 6-10 • 241 • So-1L • 21 gp / 15 gs

Quick Notes: Projected by many as a lottery pick in NBA Draft, elected to return to Texas A&M ... garnering SEC Defensive PoY honors last year ... owns Texas A&M's longest blocked shot streak at 41 games (snapped at UK on 1/9) ... fifth in A&M history with 130 career blocks ... led the Aggies in rebounding (8.2 rpg) & blocks (7.7) a year ago ... has five double-doubles this season and 16 for his career ... MVP of Progressive Legends Classic.

34	TYLER DAVIS			
	Plano, Texas (Plano West HS)			
	POINTS	rebounds	blocks	minutes
	13.9	8.7	1.3	28.6

C • 6-10 • 264 • Jr-2L • 26 gp / 26 gs

Quick Notes: Blue-collar, back-to-the-basket center who gives A&M one of the most physical low-block presences in the country ... paced the Aggies in scoring at 14.1 ppg last season ... also led the SEC and ranked 14th nationally in field goal percentage at 61.7 percent to earn second team All-SEC and USBWA All-District VII honors ... 15 career double-doubles (nine this season), including a 23-point, 13-rebound performance in the season-opening win over #11 West Virginia.



HEAD COACH BILLY KENNEDY



2016 SEC Coach of the Year & USBWA District VII Coach of the Year Billy Kennedy is in his seventh season as the head coach of the Aggie basketball program. His teams have won five conference titles and made six trips to the postseason.

THE KENNEDY FILE

BORNFebruary 2, 1964
HOMETOWNMetairie, Louisiana
WIFEthe former Mary Ethredge
CHILDRENWill, Lexie, Brooks, Anna Cate
HIGH SCHOOLHoly Cross High School, 1982
COLLEGESoutheastern Louisiana University (B.A. in Social Studies Education, 1986)

HEAD COACHING RECORD

CENTENARY (2 years)		24-34
1997-98	10-20	
1998-99	14-14	
SOUTHEASTERN LOUISIANA (6 years)		80-92
1999-00	10-17	
2000-01	8-21	
2001-02	7-20	
2002-03	11-16	
2003-04	20-9	SLC Champs
2004-05	24-9	SLC Champs/NCAA (1 st Rd)
MURRAY STATE (5 years)		107-53
2006-07	16-14	
2007-08	18-13	
2008-09	19-12	
2009-10	31-5	OVC Champs/NCAA (2 nd Rd)
2010-11	23-9	OVC Champs/NIT
TEXAS A&M (7 th year)		132-94
2011-12	14-18	
2012-13	18-15	
2013-14	18-16	CBI (Quarterfinals)
2014-15	21-12	NIT (2 nd Round)
2015-16	28-9	SEC Co-Champs/NCAA (Sweet 16)
2016-17	16-15	
2017-18	17-9	
TOTAL (20 th year)		343-273

KENNEDY NOTABLES

- 2016 SEC Coach of the Year, USBWA District VII Coach of the Year & NABC District 21 Coach of the Year after leading the Aggies to a school record 28 victories and a trip to the Sweet 16
- His teams have averaged over 20 wins over his last 13 seasons as a head coach, earning five league titles and making six trips to the postseason (3 NCAA, 2 NIT, 1 CBI)
- Led team to 54 wins, two league titles and two trips to postseason in his final seasons at Murray State
- His 13th-seeded Racers knocked off No. 4-seed Vanderbilt in the 2010 NCAA Tournament, and came within two points of taking down eventual national finalist Butler
- Named NABC District 19 Coach of the Year and a finalist for the Skip Prosser and Hugh Durham awards following the 2009-10 season
- Was an assistant on the 1990-91 Texas A&M team under Kermit Davis, Jr.
- FCA's John Lotz "Barnabas" Award winner at the 2011 NCAA Final Four

AGGIE RESERVES

0

JAY JAY CHANDLER
Katy, Texas
(Cinco Ranch HS)

G • 6-4 • 181 • Fr-HS • 24 gp / 4 gs

Quick Notes: Athletic newcomer who contributes on the perimeter ... started the season-opener vs. West Virginia (11/10) & hit double-digit scoring for the first time in his career with 10 points vs. Pepperdine (11/24) ... contributed 10 points in a season-high 24 minutes vs. Buffalo (12/21) ... led the Aggies with 17 points on 7-of-11 shooting vs. Florida (1/2).

points	rebounds
4.0	1.0
assists	minutes
0.8	11.4

5

SAVION FLAGG
Alvin, Texas
(Alvin HS)

G/F • 6-7 • 217 • Fr-HS • 21 gp / 5 gs

Quick Notes: Member of ESPN's elite Top 100 list, Flagg was regarded as a consensus four-star prospect ... missed five games recovering from an injury suffered during the season-opener vs. WVU (11/10) ... notched his first career double-double with 12 points and 10 rebounds against Northern Kentucky (12/19) ... named SEC Freshman of the Week on Dec. 26.

points	rebounds
4.5	3.7
assists	minutes
0.8	16.5

10

TONNY TROCHA-MORELOS
Cartagena, Colombia
(Mayor Jose Celestino Mufis)

F • 6-10 • 229 • Sr-3L • 26 gp / 11 gs

Quick Notes: Lone four-year senior on the team ... has played in 123 career games for the Maroon & White ... played for Team Colombia during this summer's FIBA AmeriCup ... approached a triple-double vs. Savannah State (12/13), finishing with 10 points, 13 rebounds and seven assists.

points	rebounds
7.5	4.7
assists	minutes
1.3	22.7

11

MARK FRENCH
Piano, Texas
(Prestonwood Christian)

G • 5-8 • 154 • So-1L • 3 gp / 0 gs

Quick Notes: Walk-on who provides depth at the guard spot.

points	rebounds
0.0	0.0
assists	minutes
0.0	1.7

12

CHRIS COLLINS
Friendswood, Texas
(Friendswood HS)

G • 6-3 • 178 • Jr-1L • 13 gp / 0 gs

Quick Notes: After redshirting the 2015-16, saw a bigger role on the court last season ... played in 27 games a year ago, drawing eight starts ... reached double-figures for the second time in his career with 10 points vs. Savannah State (12/13) ... pulled down a career-best five boards vs. Buffalo (12/21).

points	rebounds
1.8	1.1
assists	minutes
0.1	7.8

15

ISIAH JASEY
Killeen, Texas
(Sunrise Christian (Wichita, Kan.))

F • 6-10 • 242 • Fr-HS • 11 gp / 0 gs

Quick Notes: High-motor newcomer who provides a lift on defensive and on the boards ... scored his first career points with a put-back against Florida (1/2) ... played a season-high 14 minutes, contributing four points, two blocks and a rebounds against South Carolina (2/3).

points	rebounds
0.5	0.5
blocks	minutes
0.3	3.8

22

FRANK BYERS
Dallas, Texas
(South Oak Cliff HS)

G • 5-10 • 180 • Jr-2L • 3 gp / 0 gs

Quick Notes: Walk-on who provides depth at the guard spot.

points	rebounds
0.0	0.3
assists	minutes
0.0	1.7

33

CAMERON ALO
Houston, Texas
(St. Thomas HS)

G • 5-9 • 167 • Fr-HS • 2 gp / 0 gs

Quick Notes: Walk-on who provides depth at the guard spot.

points	rebounds
0.0	0.0
assists	minutes
0.5	0.5

DISABLED LIST

13

DUANE WILSON
Milwaukee, Wis.
(Dominican HS / Marquette)

G • 6-3 • 180 • Sr (Grad)-TR • 22 gp / 16 gs

Quick Notes: Joined A&M after a three-year career at Marquette ... named to All-Tournament Team at Legends Classic ... notched his first career double-double with a 23-point, 11-assist game vs. Buffalo (12/21) ... missed three games after injuring a knee at Alabama (12/30) ... returned to lineup for nine games before suffering a season-ending knee injury against UK 2/10).

points	rebounds
9.0	2.0
assists	minutes
4.0	24.0

SETTING THE SCENE / NOTABLES

- Texas A&M looks to bounce back after seeing its four-game winning streak snapped Tuesday night at Missouri ... the Aggies enter the weekend ranked No. 18 in the most recent NCAA RPI Rankings, with seven victories over top-50 opponents, while ESPN regards A&M's strength of schedule as the fourth-toughest nationally.
- Tuesday's showing at Missouri snapped another four-game streak for the Aggies as A&M had topped the 80-point mark in each of its previous four contests ... Texas A&M, which remains one of the country's top defensive squads, has pushed the pace and been aggressive on the offensive end recently ... During its four-game winning streak Texas A&M averaged 82.2 points per game (prior to the streak of 80-point game streak, A&M was averaging 74.7 points per game on the season).
- Rookie **TJ Starks** was named SEC Freshman of the Week on Monday after averaging 20 points, three assists and 1.5 steals during the pair of wins over No. 8 Auburn and No. 24 Kentucky ... Starks shot 48.3 percent from the floor and 55.6 percent from 3-point range last week.
- **Starks** made his first career start Jan. 27 at Kansas and in six games as a starter is averaging 15.0 points per game while shooting 43.8 percent from the floor and 52.0 percent from long distance.
- **Tyler Davis** has been Texas A&M's most consistent player this season, standing out as the only Aggie to start all 25 games ... in his last nine games, Davis has produced four double-doubles and is averaging 13.3 points and 9.9 rebounds per outing.
- In his last nine games, **Robert Williams** is averaging 13.6 points and 9.4 rebounds per contest, while shooting 72.2 percent from the floor ... the Oil City, La., native has also racked up 23 blocked shots during the span with 11 assists and six steals.
- Wins in Fayetteville have been hard to come by for the Aggies, who are winless in their last nine trips to Arkansas and last defeated the Razorbacks on their home court on March 1, 1986.

TEXAS A&M-ARKANSAS CONNECTIONS

- **Arkansas' Melvin Watkins** - The Razorback assistant served as the 18th head coach in Texas A&M men's basketball history from 1998-2004 ... In six seasons on the Aggie bench, Watkins compiled a 60-112 (.349) record.

WILSON TO MISS REMAINDER OF THE SEASON

Texas A&M will be without a key contributor graduate transfer guard Duane Wilson for the remainder of the season due to a knee injury.

Wilson initially suffered a knee injury on Dec. 30 at Alabama, missing three games before returning Jan. 13 at Tennessee. He played in each of the Aggies' last nine games before injuring the knee again during Saturday's victory over No. 24 Kentucky.

In 22 games this season, Wilson averaged 9.0 points while leading the Aggies in assists (89), assists per game (4.0) and steals (25). The Milwaukee, Wis., native also contributed 45 rebounds and six blocks while shooting 38.9 percent from the field.

AGGIES RANK AMONG NATION'S BEST REBOUNDING TEAMS

Texas A&M enters the Arkansas game ranking third nationally in total rebounds per game (41.92), eighth in defensive rebounds per game (29.31), 28th in offensive rebounds per game (12.62) and ninth in rebound margin (+7.5). A&M has been out-rebounded in just five games this season.

During SEC play, Texas A&M leads the league in both defensive rebounding percentage (73.2 percent) and offensive rebounding percentage (34.1 percent).

A&M DEFENSE BY THE NUMBERS

Through games played on Feb. 14, Texas A&M stands out as one of the country's toughest defensive squads, checking in at 12th nationally in field goal percentage defense (39.6). Additionally, A&M is eighth in defensive rebounds per game (29.31) and seventh in blocked shots per game (5.8).

Kenpom.com ranks the Aggies at No. 4 nationally in its adjusted defensive efficiency (92.3).

STARKS CRACKS THE START LINEUP TO MAKE AN IMPACT

Like any true freshman, TJ Starks has had his share of ups and downs during his first college season. During Jan. 16's contest against Missouri, Starks did not see action and the motivation shown by the Landcaster, Texas, native after that contest has sparked a string of impressive play and helped propel him into a spot in the starting lineup.

Here's a look at Starks' production since making his first career start at Kansas on Jan. 27.

STARKS AS A STARTER		
Season	Before Jan. 27	Since Jan. 27
Games Started / Played	0 / 17	6 / 6
Minutes per game	15.3	24.8
Points per game	5.8	15.0
Assists per game	1.2	2.8
Shooting Percentage	32.2	43.8
3-Pt Shooting Percentage	23.3	52.0



SERIES HISTORY: ARKANSAS

Arkansas Leads 101-55
A&M streak: Won 1

- Saturday will be the 10th SEC contest between the Aggies & Razorbacks ... The two schools shared a spot in the Southwest Conference from 1915 until 1991 when the Razorbacks joined the SEC.
- The two schools have faced off 156 previous times on the hardwood during the series, which dates back to the 1923-24 season ... Arkansas stands out as the sixth-most common opponent in A&M men's basketball history.
- Texas A&M is winless during its last nine trips to Fayetteville, having last won at Arkansas on March 1, 1986.
- A&M's Billy Kennedy is 4-6 all-time as a head coach against the Razorbacks ... His lone meeting against Arkansas prior to his tenure at A&M came during the 1997-98 season while the head coach at Centenary ... The Gents fell in Fayetteville, 61-48.
- Kennedy's head coaching counterpart, Arkansas' Mike Anderson, is 5-10 all-time against the Aggies.

SERIES RECORD

In College Station:	A&M leads 32-21
At Reed Arena:	A&M leads 4-1
In Fayetteville:	Arkansas leads 38-10
At Bud Walton Arena:	Arkansas leads 4-0
At Neutral Sites:	Arkansas leads 6-4
Since A&M joined the SEC (*12-13):	Arkansas leads 5-4
Largest A&M Win:	26 (108-82, 2/10/73)
Billy Kennedy vs Arkansas:	4-6
Mike Anderson vs Texas A&M:	5-10

MOST RECENT 10 MEETINGS (SERIES TIED 5-5)

Date	AM/Op Rk	Site	Score
2010 D18	25/—	Dallas (OT)	W 71-62
2013 J6	College Station	W	69-51
2013 M9	Fayetteville	L	62-73
2014 J8	College Station	W	69-53
2015 F24	—/ 18	Fayetteville	L 75-81
2016 J8	20/—	College Station	W 92-69
2016 J27	5 /—	Fayetteville	L 71-74
2017 J14	College Station	L	60-62
2017 F22	Fayetteville	L	77-86
2018 J30	College Station	W	80-66

TALE OF THE TAPE

A&M	ARK
75.2	points/game.....82.4
68.0	opp. points/game.....75.2
+7.2	scoring margin.....+7.2
.460	field goal %......483
.396	opp. field goal %......427
.331	3-point %......398
.683	free throw %......667
41.9	rebounds.....35.0
+7.5	rebound margin.....(-1.1)
16.4	assists.....14.8
13.9	turnovers.....11.2
5.8	steals.....6.7
5.8	blocks.....4.7

NATIONAL POLLS

AP TOP 25 (FEB. 12)

1	Virginia (30).....	23-2.....	1,557
2	Michigan State (21).....	24-3.....	1,527
3	Villanova (9).....	23-2.....	1,518
4	Xavier (5).....	23-3.....	1,465
5	Cincinnati.....	23-2.....	1,359
6	Purdue.....	23-4.....	1,269
7	Texas Tech.....	21-4.....	1,258
8	Ohio State.....	22-5.....	1,094
9	Gonzaga.....	23-4.....	1,063
10	Auburn.....	22-3.....	1,025
11	Clemson.....	20-4.....	945
12	Duke.....	20-5.....	942
13	Kansas.....	19-6.....	816
14	North Carolina.....	19-7.....	763
15	Saint Mary's.....	24-3.....	683
16	Rhode Island.....	20-3.....	666
17	Arizona.....	20-6.....	594
18	Tennessee.....	18-6.....	580
19	Wichita State.....	19-5.....	495
20	West Virginia.....	18-7.....	339
21	TEXAS A&M.....	17-8.....	241
22	Michigan.....	20-7.....	239
23	Oklahoma.....	16-8.....	152
24	Nevada.....	21-5.....	87
25	Arizona State.....	19-6.....	83

Others receiving votes: New Mexico State 66, Florida 48, Creighton 44, Butler 43, Virginia Tech 29, Middle Tennessee 26, Alabama 22, Houston 16, Nebraska 15, **MISSOURI 14**, Miami 10, Kentucky 8, TCU 8, East Tennessee State 5, Oklahoma State 4, St. Bonaventure 3, Louisville 2, Florida State 1, Vermont 1

USA TODAY COACHES POLL (FEB. 12)

1	Michigan St.....	24-3.....	763
2	Villanova.....	23-2.....	742
3	Virginia.....	23-2.....	736
4	Xavier.....	23-3.....	719
5	Cincinnati.....	23-2.....	675
6	Texas Tech.....	21-4.....	604
7	Purdue.....	23-4.....	601
8	Gonzaga.....	23-4.....	542
9	Ohio St.....	22-5.....	517
10	Duke.....	20-5.....	486
11	Auburn.....	22-3.....	447
12	Clemson.....	20-4.....	424
13	Kansas.....	19-6.....	393
14	Rhode Island.....	20-3.....	342
15	St. Mary's.....	24-3.....	341
16	North Carolina.....	19-7.....	314
17	Tennessee.....	18-6.....	290
18	Wichita St.....	19-5.....	250
19	Arizona.....	20-6.....	237
20	West Virginia.....	18-7.....	184
21	Michigan.....	20-7.....	174
22	Arizona State.....	19-6.....	88
23	Oklahoma.....	16-8.....	87
24	Nevada.....	21-5.....	76
25	Creighton.....	18-7.....	62

Others receiving votes: Florida 57; **TEXAS A&M 51**; Middle Tennessee 32; New Mexico State 30; Houston 25; Miami (Fla.) 23; Butler 20; Nebraska 18; Virginia Tech 17; UCLA 6; Alabama 6; Loyola (Ill.) 6; Louisville 5; Kentucky 4; Seton Hall 3; TCU 2; East Tennessee State 1.

A&M'S RANKING WEEK-BY-WEEK					
DATE	AP	USAT	DATE	AP	USAT
Preseason.....	25.....	RV	Jan. 15.....	—	—
Nov. 13.....	16.....	—	Jan. 22.....	—	—
Nov. 20.....	16.....	19	Jan. 29.....	—	—
Nov. 27.....	9.....	10	Feb. 5.....	—	—
Dec. 4.....	7.....	9	Feb. 12.....	21.....	RV
Dec. 11.....	9.....	10	Feb. 19.....		
Dec. 18.....	8.....	9	Feb. 26.....		
Dec. 25.....	5.....	6	Mar. 5.....		
Jan. 1.....	11.....	13	Mar. 12.....		
Jan. 8.....	RV.....	RV			

DAVIS - A&M'S STEADY, RELENTLESS COMPETITOR

The Aggies have seen their share of ups & downs already this season, but one thing that has not changed throughout it all has been the steady play and competitiveness of **Tyler Davis**. Here's a look at Tyler's season by the numbers.

- Only Aggie to start all 26 games this season
- Nine double-doubles (Tied with Georgia's Yante Maten for 1st in the SEC)
- 15 career double-doubles (3rd in the SEC)
- In all games, ranks 17th in the SEC in scoring (13.9 ppg) & second in rebounding (8.7 rpg)
- In all games, leads the SEC (56.9 percent)
- In SEC games only, ranks 18th in the SEC in scoring (13.6 ppg) & second in rebounding (9.0 rpg)

A&M RETURNS TO THE AP TOP 25; MATCHED HIGHEST AP RANKING ON DEC. 25

The latest batch of national polls were released Monday (Feb. 12) and slot the Aggies at No. 21 in the Associated Press Top 25. Texas A&M began the season at No. 25 in the AP Top 25 and unranked in the USA Today/Coaches before moving into the Top 10 (#9 AP / #10 USAT/Coaches) on Nov. 27.

A&M's tied the program's highest ever ranking when it hit No. 5 in the AP on Dec. 25 matching a similar No.5 ranking that game during the 2015-16 campaign.

TEXAS A&M VS. RANKED TEAMS

A&M is 4-3 overall vs. ranked teams this season, having carded wins over No. 11 West Virginia (Nov. 10 at Ramstein Air Base Germany), No. 10 USC (Nov. 26 in Los Angeles), No. 8 Auburn (Feb. 7 in Auburn) and No. 24 Kentucky (Feb. 10 in College Station) against road losses vs. No. 21 Kentucky (Jan. 9 in Lexington), No. 24 Tennessee (Jan. 13 in Knoxville) and No. 5 Kansas (Jan. 27 in Lawrence)

The four wins trails only the 1978-79 Aggies for most wins over ranked opponents wins in a season (5).

MOST TOP-10 ROAD WINS IN SCHOOL HISTORY

This season marks the first time in program history that Texas A&M has defeated multiple top-10 ranked opponents on the road. The Aggies defeated then 10th-ranked USC at the Galen Center in Los Angeles on Nov. 26 before downing No. 8 Auburn at Auburn Arena on Feb. 7.

DAVIS NAMED CO-SEC PLAYER OF THE WEEK (JAN. 22)

Texas A&M junior Tyler Davis was honored Jan. 22 as the Co-SEC Player of the Week after helping the Aggies return to the win column by producing back-to-back double-doubles in wins over Ole Miss and Missouri.

Davis averaged 15.5 points and 13.0 rebounds in the pair of Aggie victories while compiling four assists with three blocks. Against the Rebels, Davis made 8-of-14 shot attempts to record 20 points and reach the 20-point mark for the 10th time in his career. Returning to the court Saturday against Missouri, Davis posted his 13th career (seventh this season) double-double, scoring 11 points and posting a game-high 14 rebounds.

FLAGG HONORED AS SEC FRESHMAN OF THE WEEK (DEC. 26)

Texas A&M's Savion Flagg was named SEC Freshman of the Week on Dec. 26. The rookie from Alvin, Texas, averaged 16.5 points and nine rebounds while shooting 62.5 percent from the field and leading the Aggies to wins over Northern Kentucky and Buffalo. With the Aggies short-handed due to injury and suspension, Flagg stepped up to produce his first career double-double with a 12-point, 10-rebound outing against Northern Kentucky before registering a personal-best 21 points two days later vs. Buffalo.

DAVIS JOINS 1,000-POINT & 500-REBOUND CLUBS; CLIMBING ALL-TIME REBOUNDING LIST

From the first day he hit the court as a rookie wearing the Maroon & White, Tyler Davis has always prided himself on hitting the boards hard. That dedication garnered Davis a spot in Texas A&M's exclusive 500-Rebound Club as he hit the milestone against Prairie View A&M on Dec. 9 to become just the 26th Aggie to reach 500. He currently ranks 16th in school history with 667 career boards.

Davis hit another milestone during the win over Buffalo, becoming the 36th member of A&M's 1,000 Point Club.

TEXAS A&M ALL-TIME REBOUNDING LIST		
Rk	Player	Years Career Rebounds
1.	Vernon Smith	1977-81.....978
14.	Steve Niles	1968-71.....680
15.	Damon Johnson.....	1991-95.....679
16.	Tyler Davis.....	2015-Present.....667
17.	Carroll Brossard.....	1959-62.....596

TEXAS A&M ALL-TIME SCORING LIST		
Rk	Player	Years Career Points
1.	Bernard King	2002-23.....1,990
18.	Randy Knowles	1971-74.....1,222
19.	David Loubeau.....	2008-12.....1,215
20.	Tyler Davis.....	2015-Present.....1,205

STATISTICAL LEADERS



DJ HOGG

40.5 3PT FG Percentage
(6th in the SEC)



ROBERT WILLIAMS

9.5 Rebounds Per Game
(1st in the SEC)

53 Blocks (2.5 per game)
(2nd in the SEC)



TYLER DAVIS

13.9 Points Per Game
(17th in the SEC)

8.7 Rebounds Per Game
(2nd in the SEC)



DUANE WILSON

89 Assists (4.0 per game)
(7th in the SEC)

WILLIAMS BLOCKED SHOT STREAK ENDS AT 41; CLIMBING ALL-TIME A&M BLOCK LIST

One of the nation's elite shot blockers, **Robert Williams** notched two blocks against Alabama on Dec. 30 to become just the seventh member of Texas A&M's elite 100-block club. He enters the Arkansas game ranked fifth in school history with 130 career blocks.

Additionally, with a pair of swats on Jan. 31, 2017, vs. Vanderbilt, Williams set a new Texas A&M record for consecutive games with a block, surpassing the record of 20 set by David Harris during the 1989-90 season. His nation-leading streak came to an end at 41 straight games when he failed to block a shot on Jan. 9 at Kentucky.

TEXAS A&M ALL-TIME BLOCKED SHOT LIST

Rk	Player	Years	Career Blocks
1.	Winston Crite	1983-87	200
2.	Rudy Woods	1978-83	192
3.	Bryan Davis	2006-10	154
4.	Jimmie Gilber	1982-86	145
5.	Robert Williams	2016-Present	130
6.	Calvin Davis	1995-98	110
7.	David Harris	1989-90	108

TEXAS A&M LONGEST BLOCK STREAKS

Rk	Player	Dates	Games
1.	Robert Williams	11/11/16 - 1/9/18	41
2.	David Harris	12/21/89 - 3/9/90	20
3.	Bryan Davis	11/29/09 - 2/3/10	17

DAVIS, WILLIAMS AMONG COLLEGE BASKETBALL'S BEST IN FIELD GOAL PERCENTAGE

Tyler Davis has led the SEC in field goal percentage each of his first two collegiate seasons (65.5 percent as a freshman in 105-16 and 61.7 percent as a sophomore in 2016-17) and currently leads the league (56.9 percent).

Nationally, Davis ranks 14th in career field goal percentage at 61.3 percent in 93 career games.

ACTIVE D-I CAREER FIELD GOAL PERCENTAGE LEADERS (2/14)

Rk	Player	Career Gm	FGM-FGA	FG%
1	Tacko Fall, UCF	82	343-466	0.736
2	Devontae Cacok, UNCW	90	404-598	0.676
3	Mike Watkins, Penn St.	59	269-418	0.644
4	Obediah Church, Missouri St.	90	241-380	0.634
5	Aundre Jackson, Loyola Chicago	59	302-478	0.632
14	TYLER DAVIS, TEXAS A&M	93	465-759	0.613
26	ROBERT WILLIAMS, TEXAS A&M	52	255-436	0.585

REED ARENA SUCCESS

• The Aggies are 12-2 on their home court this year and 248-84 (.747) all-time in 20 seasons at Reed Arena ... the Aggies were 41-41 in the first six years at Reed and are 207-43 (.828) since.

• In the last five seasons, Texas A&M is 71-15 (.826) on its home floor.

• A&M has won 164 of its last 190 home games against unranked opponents (47 of last 64 in league play).

• Texas A&M finished 7-0 in non-conference games at Reed Arena this season and is 152-14 (.916) all-time in non-conference games inside the facility, which hosted its first basketball game in the fall of 1998 ... A&M has never lost a non-conference game inside Reed Arena while playing as a ranked team (47-0).

TEXAS A&M AT REED ARENA UNDER BILLY KENNEDY

Season	Home Record	Winning %
2011-12	11-7	.611
2012-13	12-6	.667
2013-14	17-3	.850
2014-15	14-4	.778
2015-16	17-1	.944
2016-17	11-5	.688
2017-18	12-2	.857
Totals	94-28	.770

A&M QUICK FACTS

Location	College Station, Texas 77842
Founded	1872 (opened 1876)
Enrollment	68,625 (Fall 2017)
Nickname	Aggies
Colors	Maroon (Pantone 505) and White
Conference	Southeastern
National Affiliation	NCAA Division I
Home Court	Reed Arena (12,989)
Home Court Record	248-84 (19 th season)
All-Time Record	1,405-1,253 (106 th season)
President	Michael K. Young (BYU '73)
Director of Athletics	Scott Woodward (LSU '85)
Compliance Officer	David Batson
Faculty Representative	Dr. Paul Batista
Head Coach	Billy Kennedy (SE Louisiana '86)
Record at A&M	132-94 (7 th season)
Overall Record	343-273 (20 th season)

Assistant Coaches

Amir Abdur-Rahim (Southeastern Louisiana '04)
Isaac Chew (Avila University '99)
Ulric Maligi (Howard '06)

Special Assistant	Don Maestri (Southern Miss '68)
Strength Coach	Darby Rich (Alabama '92)
Dir./Student-Athlete Dev.	Barry Davis (A&M '76)
Ast. AD/Basketball	Peter Warden (Texas A&M '05)
Dir./Scouting & Player Dev.	Alex Lloyd (Pomona '04)
Athletic Trainer	Matt Doles (New Mexico '99)
Academic Advisor	Jacob Wonders (Central Michigan '97)
2016-17 Record	16-15, 8-10 SEC (T-9 th)
Lettermen Returning/Lost	8 / 7
Starters Returning/Lost	4 / 1
2017 Postseason	n/a

POSTSEASON HISTORY

NCAA Appearances	13
	(1951, 64, 69, 75, 80, 87, 2006, 07, 08, 09, 10, 11, 16)
All-Time NCAA Tourney Record	11-14
Sweet 16 Appearances	1951*, 69*, 80, 07, 16
	* 16-team field * 25-team field
NIT Appearances	7 (1979, 82, 85, 86, 94, 05, 15)
All-Time NIT Record	7-7
CBI Appearances	1 (2014)
All-Time CBI Record	1-1

MEDIA POLICIES

MID-WEEK INTERVIEWS: Players generally are available for short interviews before practice. All player interviews must be arranged **with 24 hours advance notice** through the SID Office (979-862-5451). Coach Kennedy is available on a weekly basis. Contact SID office for schedule.

POSTGAME INTERVIEWS: For home games, players will be brought to the interview room. Coach Kennedy will enter the room after the player interviews are completed. Additional players may be available outside the locker room. For road games, A&M will use whatever space is available. **THE LOCKER ROOM IS CLOSED AT ALL TIMES.**

CREDENTIALS: Please request credentials for A&M home games at least one week prior to the game via www.sports-systems.com/seccredentials. If time permits, credentials will be mailed. Otherwise, credentials will be delivered to local hotels or will be available at the SID Office or the loading dock entrance of Reed Arena.

PREGAME MEALS: Pregame meals as well as water and coffee are available in the media hospitality room near the loading dock and are available throughout all games.

CAREER DOUBLE-DOUBLES

TYLER DAVIS

SEASON (9) / CAREER (15)

- 11/16/15 vs SE Louisiana (18 points / 12 rebounds)
- 2/20/16 vs #14 Kentucky (15 points / 12 rebounds)
- 11/11/16 vs NW State (16 points / 10 rebounds)
- 11/25/16 vs Virginia Tech (12 points / 10 rebounds)
- 12/17/16 vs Arizona (21 points / 10 rebounds)
- 1/28/17 at #18 West Virginia (19 points / 18 rebounds)
- 11/10/17 vs #11 West Virginia (23 points / 13 rebounds)
- 12/13/17 vs Savannah State (13 points / 17 rebounds)
- 12/19/17 vs Northern Kentucky (14 points / 10 rebounds)
- 12/21/17 vs Buffalo (16 points / 11 rebounds)
- 1/6/18 vs LSU (19 points / 12 rebounds)
- 1/16/18 vs Ole Miss (20 points / 12 rebounds)
- 1/20/18 vs Missouri (11 points / 14 rebounds)
- 1/23/18 at LSU (12 points / 12 rebounds)
- 1/30/18 vs Arkansas (15 points / 13 rebounds)

SAVION FLAGG

SEASON (1) / CAREER (1)

- 12/19/17 vs Northern Kentucky (14 points / 10 rebounds)

D.J. HOGG

SEASON (2) / CAREER (3)

- 11/25/16 vs Virginia Tech (17 points / 10 rebounds)
- 11/30/17 vs UTRGV (17 points / 10 rebounds)
- 2/10/18 vs #24 Kentucky (16 points / 10 rebounds)

TONNY TROCHA-MORELOS

SEASON (1) / CAREER (2)

- 1/2/16 vs Arkansas (10 points / 10 rebounds)
- 11/13/17 vs Savannah State (10 points / 13 rebounds)

ROBERT WILLIAMS

SEASON (5) / CAREER (16)

- 11/25/16 vs Virginia Tech (13 points / 10 rebounds)
- 12/21/16 vs Saint Francis (10 points / 10 rebounds)
- 1/7/17 at South Carolina (12 points / 14 rebounds)
- 1/21/17 vs Georgia (18 points / 12 rebounds)
- 1/25/17 at Ole Miss (15 points / 14 rebounds)
- 2/8/17 vs Missouri (18 points / 16 rebounds)
- 2/11/17 at #17 Florida (18 points / 12 rebounds)
- 2/16/17 at Vanderbilt (13 points / 13 rebounds)
- 2/22/17 at Arkansas (16 points / 11 rebounds)
- 2/25/17 vs Alabama (17 points / 10 rebounds)
- 3/4/17 vs #9 Kentucky (20 points / 13 rebounds)
- 11/20/17 vs Oklahoma State (11 points / 11 rebounds)
- 11/21/17 vs Penn State (21 points / 10 rebounds)
- 1/2/18 vs Florida (12 points / 11 rebounds)
- 1/23/18 at LSU (21 points / 15 rebounds)
- 2/10/18 vs #24 Kentucky (12 points / 11 rebounds)

DUANE WILSON

SEASON (1) / CAREER (1)

- 12/21/17 vs Buffalo (23 points / 11 assists)

WILLIAMS RANKS AMONG NATION'S ACTIVE BLOCKS & REBOUNING AVERAGE LEADERS

Robert Williams is regarded as one of the nation's most talented players and his performance on the court is reflected by his appearance among the nation's most prolific rebounders and shot blockers. Additionally, he ranks second among all SEC players in career double-doubles (16).

ACTIVE D-I CAREER REBOUNING AVERAGE LEADERS			
Rk	Player	Career gm/rebounds	RPG Avg
1	James Thompson IV, Eastern Mich.	91 / 1,023	11.2
2	Alize Johnson, Missouri St.	61 / 673	11
3	Angel Delgado, Seton Hall	124 / 1,353	10.9
4	Rokas Gustys, Hofstra	115 / 1,240	10.8
5	Jemerrio Jones, New Mexico St.	59 / 604	10.2
6	Chima Moneke, UC Davis	57 / 542	9.5
7	Jordan Murphy, Minnesota	93 / 870	9.4
8	Keith Braxton, Saint Francis (PA)	59 / 532	9
9	Joseph Lopez, Sacred Heart	57 / 501	8.8
10	ROBERT WILLIAMS, TEXAS A&M	52 / 453	8.7
54	TYLER DAVIS, TEXAS A&M	93 / 667	7.2

ACTIVE D-I CAREER BLOCKED SHOT AVERAGE LEADERS			
Rk	Player	Career gm/blocks	BPG Avg
1	Mohamed Bamba, Texas	25 / 102	4.08
2	Jaren Jackson Jr., Michigan St.	28 / 95	3.39
3	Hayden Koval, Central Ark.	25 / 81	3.24
4	Reggie Lynch, Minnesota	116 / 369	3.18
5	Kenny Wooten, Oregon	25 / 73	2.92
6	Tai Odiase, Ill.-Chicago	121 / 333	2.75
7	Mike Watkins, Penn St.	59 / 155	2.63
8	Paschal Chukwu, Syracuse	33 / 84	2.55
9	ROBERT WILLIAMS, TEXAS A&M	52 / 130	2.5

THE ADMON EFFECT

One of the SEC's most under-appreciated players on a national-level, junior **Admon Gilder**'s value has never been a question by those inside the Texas A&M basketball program. Unfortunately, Gilder suffered a knee injury during a win over Savannah State on Dec. 13 and missed the Aggies' next five games before returning Jan. 9 at Kentucky.

His presence on the court, combined with the absences of **DJ Hogg** (missed three games due to suspension), **Robert Williams** (one game due to illness) and **Duane Wilson** (missed three games due to injury), led to a drop in production on the court as their minutes on the court have gone to talented, but inexperienced players.

Here's a look at the dip in production without Admon on the court for the Aggies before his return at UK.

ADMON'S PRESENCE BY THE NUMBERS		
Season	With Admon	5 gms w/o Admon
Record	15-6	2-3
Points Per Game	76.8	68.8
Opp Points Per Game	67.0	72.4
FG Percentage	47.5%	39.7%
Opp FG Percentage	39.0%	42.0%
3-PT FG Percentage	35.7%	21.3%
Opp 3-PT FG Percentage	28.6%	40.8%

AGGIES HOPE TO CHANNEL '15-16 SQUAD'S REBOUND

The current A&M squad will seek to channel the 2015-16 Aggies, who recovered from a frustrating mid-season stretch that featured five consecutive SEC losses to win a share of the 2016 SEC title before making a run to the Sweet 16. Notably, in both seasons, the Aggies snapped their losing skid with a mid-week victory at home over Ole Miss. The '15-16 team parlayed its victory over the Rebels into a six-game winning streak to end the regular season.

UP NEXT AFTER THE ARKANSAS GAME

The Aggies take a break from the road to return home to Reed Arena, where they will host Mississippi State on Tuesday at 6 p.m. ... The game will be televised by SEC Network



TEXAS A&M
AGGIES

VS



MISSISSIPPI ST
BULLDOGS

TUESDAY (FEB. 20)
REED ARENA
COLLEGE STATION, TX
6 PM • SEC NTK

CAREER STATS - AGGIES VS. ARKANSAS

12 current Aggies have faced off vs. the Razorbacks during their collegiate career, led by senior Tonny Trocha-Morelos who's played six games against Arkansas.

Frank Byers																		
Season	gp-gs	min/avg	Total fg-fga	pct	3-Point fg-fga	pct	F-Throws ft-fa	pct	Rebounds off def tot	avg	pf	fo	ast	to	blk	sti	pts	avg
2015-16	1-0	1/1.0	0-0	.000	0-0	.000	0-0	.000	0 0 0	0.0	0	0	0	0	0	0	0	0.0
TOTAL	1-0	1/1.0	0-0	.000	0-0	.000	0-0	.000	0 0 0	0.0	0	0	0	0	0	0	0	0.0

Jay Jay Chandler																		
Season	gp-gs	min/avg	Total fg-fga	pct	3-Point fg-fga	pct	F-Throws ft-fa	pct	Rebounds off def tot	avg	pf	fo	ast	to	blk	sti	pts	avg
2017-18	1-0	11/11.0	1-6	.167	0-3	.000	2-2	1.000	1 0 1	1.0	1	0	0	1	0	0	4	4.0
TOTAL	1-0	11/11.0	1-6	.167	0-3	.000	2-2	1.000	1 0 1	1.0	1	0	0	1	0	0	4	4.0

Chris Collins																		
Season	gp-gs	min/avg	Total fg-fga	pct	3-Point fg-fga	pct	F-Throws ft-fa	pct	Rebounds off def tot	avg	pf	fo	ast	to	blk	sti	pts	avg
2016-17	2-1	32/16.0	0-3	.000	0-3	.000	0-0	.000	0 2 2	1.0	6	1	5	1	0	2	0	0.0
TOTAL	2-1	32/16.0	0-3	.000	0-3	.000	0-0	.000	0 2 2	1.0	6	1	5	1	0	2	0	0.0

Tyler Davis																		
Season	gp-gs	min/avg	Total fg-fga	pct	3-Point fg-fga	pct	F-Throws ft-fa	pct	Rebounds off def tot	avg	pf	fo	ast	to	blk	sti	pts	avg
2015-16	2-2	45/22.5	3-9	.333	0-0	.000	12-19	.632	7 7 14	7.0	7	0	2	3	2	2	18	9.0
2016-17	2-2	61/30.5	13-15	.867	0-0	.000	9-9	1.000	5 9 14	7.0	5	0	4	4	2	0	35	17.5
2017-18	1-1	34/34.0	6-12	.500	0-1	.000	3-8	.375	11 2 13	13.0	2	0	0	0	1	0	15	15.0
TOTAL	5-5	140/28.0	22-36	.611	0-1	.000	24-36	.667	23 18 41	8.2	14	0	6	7	5	2	68	13.6

Savion Flagg																		
Season	gp-gs	min/avg	Total fg-fga	pct	3-Point fg-fga	pct	F-Throws ft-fa	pct	Rebounds off def tot	avg	pf	fo	ast	to	blk	sti	pts	avg
2017-18	1-0	5/5.0	0-1	.000	0-1	.000	0-0	.000	0 0 0	0.0	0	0	0	0	0	0	0	0.0
TOTAL	1-0	5/5.0	0-1	.000	0-1	.000	0-0	.000	0 0 0	0.0	0	0	0	0	0	0	0	0.0

Admon Gilder																		
Season	gp-gs	min/avg	Total fg-fga	pct	3-Point fg-fga	pct	F-Throws ft-fa	pct	Rebounds off def tot	avg	pf	fo	ast	to	blk	sti	pts	avg
2015-16	2-0	40/20.0	4-7	.571	3-5	.600	2-2	1.000	0 5 5	2.5	6	0	2	3	0	0	13	6.5
2016-17	2-2	74/37.0	11-23	.478	6-13	.462	5-5	1.000	2 2 4	2.0	7	0	7	8	0	2	33	16.5
2017-18	1-1	33/33.0	4-9	.444	3-7	.429	2-3	.667	2 6 8	8.0	2	0	2	3	0	2	13	13.0
TOTAL	5-3	147/29.4	19-39	.487	12-25	.480	9-10	.900	4 13 17	3.4	15	0	11	14	0	4	59	11.8

D.J. Hogg																		
Season	gp-gs	min/avg	Total fg-fga	pct	3-Point fg-fga	pct	F-Throws ft-fa	pct	Rebounds off def tot	avg	pf	fo	ast	to	blk	sti	pts	avg
2015-16	2-0	32/16.0	4-14	.286	1-8	.125	1-2	.500	2 2 4	2.0	2	0	1	0	0	2	10	5.0
2016-17	1-1	38/38.0	2-12	.167	1-6	.167	5-6	.833	2 3 5	5.0	0	0	3	0	0	0	10	10.0
2017-18	1-1	32/32.0	3-7	.429	3-6	.500	2-2	1.000	0 1 1	1.0	1	0	4	3	0	0	11	11.0
TOTAL	4-2	102/25.5	9-33	.273	5-20	.250	8-10	.800	4 6 10	2.5	3	0	8	3	0	2	31	7.8

Isiah Jasey																		
Season	gp-gs	min/avg	Total fg-fga	pct	3-Point fg-fga	pct	F-Throws ft-fa	pct	Rebounds off def tot	avg	pf	fo	ast	to	blk	sti	pts	avg
2017-18	1-0	1/1.0	0-0	.000	0-0	.000	0-0	.000	0 0 0	0.0	0	0	0	0	0	0	0	0.0
TOTAL	1-0	1/1.0	0-0	.000	0-0	.000	0-0	.000	0 0 0	0.0	0	0	0	0	0	0	0	0.0

T.J. Starks																		
Season	gp-gs	min/avg	Total fg-fga	pct	3-Point fg-fga	pct	F-Throws ft-fa	pct	Rebounds off def tot	avg	pf	fo	ast	to	blk	sti	pts	avg
2017-18	1-1	22/22.0	5-8	.625	4-5	.800	2-4	.500	0 4 4	4.0	0	0	5	4	0	0	16	16.0
TOTAL	1-1	22/22.0	5-8	.625	4-5	.800	2-4	.500	0 4 4	4.0	0	0	5	4	0	0	16	16.0

Tonny Trocha-Morelos																		
Season	gp-gs	min/avg	Total fg-fga	pct	3-Point fg-fga	pct	F-Throws ft-fa	pct	Rebounds off def tot	avg	pf	fo	ast	to	blk	sti	pts	avg
2014-15	1-0	10/10.0	0-2	.000	0-0	.000	0-0	.000	1 1 2	2.0	2	0	0	0	0	0	0	0.0
2015-16	2-0	37/18.5	5-12	.417	0-1	.000	1-2	.500	5 7 12	6.0	4	0	1	0	1	1	11	5.5
2016-17	2-1	54/27.0	6-12	.500	1-3	.333	2-4	.500	3 8 11	5.5	5	0	3	6	2	4	15	7.5
2017-18	1-0	23/23.0	1-3	.333	0-1	.000	2-2	1.000	1 4 5	5.0	2	0	1	0	0	0	4	4.0
TOTAL	6-1	124/20.7	12-29	.414	1-5	.200	5-8	.625	10 20 30	5.0	13	0	5	6	3	5	30	5.0

Robert Williams																		
Season	gp-gs	min/avg	Total fg-fga	pct	3-Point fg-fga	pct	F-Throws ft-fa	pct	Rebounds off def tot	avg	pf	fo	ast	to	blk	sti	pts	avg
2016-17	2-2	63/31.5	11-21	.524	0-2	.000	3-5	.600	5 16 21	10.5	8	1	4	4	5	2	25	12.5
2017-18	1-1	19/19.0	5-6	.833	0-0	.000	0-2	.000	1 6 7	7.0	3	0	4	2	3	1	10	10.0
TOTAL	3-3	82/27.3	16-27	.593	0-2	.000	3-7	.429	6 22 28	9.3	11	1	8	6	8	3	35	11.7

Duane Wilson																		
Season	gp-gs	min/avg	Total fg-fga	pct	3-Point fg-fga	pct	F-Throws ft-fa	pct	Rebounds off def tot	avg	pf	fo	ast	to	blk	sti	pts	avg
2017-18	1-0	20/20.0	3-7	.429	0-2	.000	1-2	.500	0 3 3	3.0	2	0	3	3	0	0	7	7.0
TOTAL	1-0	20/20.0	3-7	.429	0-2	.000	1-2	.500	0 3 3	3.0	2	0	3	3	0	0	7	7.0

REED ARENA
ATTENDANCE RECORDS

13,000-PLUS CROWDS, ALL-TIME (20)

1.	13,888	vs. LSU.....	1/9/16
2.	13,717	vs. Texas.....	2/27/10
3.	13,657	vs. Kansas.....	2/15/10
4.	13,648	vs. Texas Tech.....	1/30/10
5.	13,584	vs. Oklahoma State.....	2/16/08
6.	13,555	vs. Texas.....	1/30/08
7.	13,300	vs. Texas.....	1/31/11
8.	13,263	vs. Kentucky.....	2/10/18
9.	13,203	vs. Missouri.....	3/3/07
10.	13,196	vs. Texas.....	2/5/07
11.	13,187	vs. Oklahoma State.....	1/20/07
12.	13,176	vs. Texas.....	3/1/06
13.	13,158	vs. Oklahoma.....	2/2/08
14.	13,151	vs. St. Joseph's (NIT).....	3/23/05
15.	13,136	vs. Texas Tech.....	2/26/05
16.	13,051	vs. Baylor.....	2/24/07
17.	13,048	vs. Oklahoma.....	1/27/07
18.	13,021	vs. Baylor.....	2/6/10
19.	13,016	vs. Oklahoma State.....	2/12/05
20.	13,007	vs. Missouri.....	3/7/09

TOP 10 SEASON AVERAGE RECORDS

	Average	Year	Games	Record
1.	10,343	2007-08	20	16-4
2.	9,889	2009-10	16	15-1
3.	9,812	2006-07	19	18-1
4.	9,438	2008-09	18	16-2
5.	9,000	2010-11	17	15-2
6.	8,956	2015-16	18	17-1
7.	8,161	2016-17	16	11-5
8.	8,148	2004-05	20	17-3
9.	7,962	2005-06	18	16-2
10.	7,383	2011-12	18	11-7
	9,048	2017-18	14	12-2

RECORD BY YEAR

1998-99.....	9-5
1999-00.....	5-7
2000-01.....	7-7
2001-02.....	5-9
2002-03.....	10-4
2003-04.....	5-9
2004-05.....	17-3
2005-06.....	16-2
2006-07.....	18-1
2007-08.....	16-4
2008-09.....	16-2
2009-10.....	15-1
2010-11.....	15-2
2011-12.....	11-7
2012-13.....	12-6
2013-14.....	17-3
2014-15.....	14-4
2015-16.....	17-1
2017-18.....	0-0
2016-17.....	11-4
2017-18.....	12-2
TOTAL.....	248-84 (.747)

HONORS & AWARDS THIS SEASON

TYLER DAVIS

- Co-SEC Player of the Week (1/22)
- Honorable Mention Preseason All-America (NBC Sports)
- Preseason First Team All-SEC (Coaches)
- Preseason Second Team All-SEC (Media)
- Updated Kareem Abdul-Jabbar Award Watch List (2/9)
- Naismith Trophy Watch List

SAVION FLAGG

- SEC Freshman of the Week (12/26)

ADMON GILDER

- SEC Player of the Week (11/13)

D.J. HOGG

- Preseason Julius Erving Award Watch List

TJ STARKS

- SEC Freshman of the Week (2/12)

ROBERT WILLIAMS

- Third Team Preseason All-American (NBC Sports)
- Fourth Team Preseason All-American (ESPN)
- Preseason Co-SEC Player of the Year (Media)
- Preseason First Team All-SEC (Media)
- Preseason First Team All-SEC (Coaches)
- Updated Karl Malone Award Watch List (2/8)
- Oscar Robertson Trophy Watch List
- Progressive Legends Classic All-Tournament Team
- Naismith Trophy Watch List

DUANE WILSON

- Progressive Legends Classic All-Tournament Team

A&M WINS PROGRESSIVE LEGENDS CLASSIC; WILLIAMS & WILSON NAMED ALL-TOURNEY

Back-to-back wins over Oklahoma State and Penn State at the Barclays Center in Brooklyn, N.Y. gave the Aggies a new trophy to bring home to College Station as they won the 2017 Progressive Legends Classic. The tournament victory was the Aggies' 18th overall during an in-season tourney (does not include conference tournaments) as well as the first for the program since winning the 2007 NIT Season Tip Off.

Following outstanding individual performances, A&M was represented by Robert Williams and Duane Wilson on the All-Tournament team with Williams honored as the event's MVP.



AGGIES GRIND THROUGH ONE OF THE NATION'S TOUGHEST SCHEDULES

A&M's non-conference slate has been among the most daunting in the country. The Aggies took on West Virginia (at Ramstein Air Base in Germany as part of the Armed Forces Classic), USC, Arizona (in Phoenix) and, at the end of this month, Kansas, all away from College Station. Additionally, A&M won the Legends Classic (Nov. 20-21) at Brooklyn's Barclays Center where the Aggies defeated Oklahoma State and Penn State to capture the event's title.

In addition to the challenging non-conference slate, SEC play looks to be a grind this year as the league has proven to be one the best conferences in recent years and is coming off an attention-grabbing campaign where it posted an 11-5 record in the NCAA Tournament and had three teams advance to the Elite Eight.

- ESPN currently ranks Texas A&M's strength of schedule as the fourth-toughest in the nation.
- 17 total games vs. postseason teams from last season (13 NCAA / 4 NIT) - **A&M is currently 8-5**
- 11 teams that made the 2017 NCAA Tournament (A&M plays Arkansas, Kentucky twice) - **A&M is currently 7-4**
- Of A&M's 31 regular season games, only 14 are against teams that did not make the NCAA or NIT last season.
- A&M will play a postseason team away from home (including neutral sites) 10 times - **A&M is currently 3-4**

2017 POST SEASON TEAMS ON TEXAS A&M'S SCHEDULE

Opponent	Result / Date	'17 Postseason
#11 West Virginia	W, 88-65	NCAA (Sweet 16)
Oklahoma State	W, 98-87	NCAA (1st Rd)
#10 USC	W, 75-59	NCAA (2nd Rd)
Arizona	L, 67-64	NCAA (Sweet 16)
Northern Kentucky	W, 64-58	NCAA (1st Rd)
Florida	L, 83-66	NCAA (Elite Eight)
Ole Miss	W, 71-69	NIT (Quarterfinals)
at #5 Kansas	L, 79-68	NCAA (Elite Eight)
South Carolina	W, 83-60	NCAA (Final Four)
#21 Kentucky	L, 74-76 (A) & W, 85-74 (H)	NCAA (Elite Eight)
Arkansas	W, 80-66 (H) & Feb. 17 (A)	NCAA (2nd Rd)
Vanderbilt	Feb. 24 (A)	NCAA (1st Rd)
Georgia	Feb. 28 (A)	NIT (1st Rd)
Alabama	L, 79-57 (A) & March 3 (H)	NIT (1st Rd)

JET SETTING AGGIES RACK UP FREQUENT FLYER MILES IN SEASON'S OPENING MONTH

The roar of airplane engines and the rumble of bus tires on the pavement became white noise to the Aggies during the seasons' opening month as the squad played in five different time zones and totaled approximately 17,764 miles of air travel.

AGGIE AIR TRAVEL IN THE SEASONS'S OPENING MONTH

Date	Route	Mileage
Nov. 7-8	Houston (IAH) > Frankfurt	5,219 miles
Nov. 11	Frankfurt > Houston (IAH)	5,219 miles
Nov. 17	College Station > Newark, NJ	1,422 miles
Nov. 20-21	Newark, NJ > College Station	1,422 miles
Nov. 25	College Station > Los Angeles (LAX)	1,305 miles
Nov. 26-27	Los Angeles (LAX) > College Station	1,305 miles
Nov. 4	College Station > Phoenix	936 miles
Nov. 5-6	Phoenix > College Station	936 miles
7 Cities/Airports (5 Time Zones)		17,764 miles

GILDER HONORED AS SEC PLAYER OF THE WEEK (NOV. 13)

After helping the Aggies card a season-opening marquee victory over No. 11 West Virginia during the Armed Forces Classic at Ramstein Air Base in Germany, Admon Gilder was named SEC Player of the Week.

Gilder fell just one rebound shy of his first career double-double against the Mountaineers while approaching the Aggies' first triple-double since 2002 as he tied for game-high point honors with 23 and grabbed a career-best nine boards. Impressively, Gilder dished out a game-high seven assists while committing zero turnovers against WVU's aggressive full-court defensive pressure. The Dallas, Texas, native was 8-of-12 shooting from the field with

A&M SCORING BREAKDOWN BY CLASS

Class	Points	Pct.
Seniors	392	20.7
Juniors	873	46.0
Sophomores	216	11.4
Freshmen	417	22.0

a 4-for-5 mark from 3-point range while going a perfect 3-of-3 from the free throw line.

AGGIES LENGTH PRESENTS MATCHUP PROBLEMS FOR OPPONENTS

One of the most common observations from opposing coaches when talking about the Aggies is their length and athleticism throughout their lineup. KenPom.com slots the Aggies at eighth nationally in average height at 78.6 inches (6.55 foot).

Here's a look at the heights, wingspans and reaches for the notables members of the A&M lineup.

AGGIES LENGTH BY PLAYER			
Player	Height	Wingspan	Reach
Tonny Trocha-Morelos	6-10.5	7-4.5	110 in.
Tyler Davis	6-10.5	7-1	110 in.
Robert Williams	6-10	7-5.5	112 in.
Isiah Jasey	6-10	7-1.25	108.5 in.
DJ Hogg	6-9	6-10.5	109 in.
Savion Flagg	6-7.5	6-10	101 in.
Admon Gilder	6-4.5	6-5	101 in.
Jay Jay Chandler	6-4	6-5.5	99 in.
Duane Wilson	6-3	6-5.5	97.5 in.
TJ Starks	6-2	6-4.5	95 in.
JJ Caldwell	6-1.5	6-3	96.5 in.

STARS & STRIPES TRIBUTE: A&M CAPTURES HEADLINES WITH ARMED FORCES CLASSIC WIN

In a move that honored Texas A&M University's strong traditions and connection with the United States military, the Aggie men's basketball team was been selected to take part in the 2017 State Farm Armed Forces Classic. During the contest, Texas A&M overcame an early 13-point deficit to defeat West Virginia, 88-65, on Nov. 10, 2017, at Ramstein Air Base in Germany.

The Armed Forces Classic – a series of Division I men's college basketball games that are televised from United States military bases around Veteran's Day as a morale event for service members – is scheduled to continue for the foreseeable future. The Armed Forces Classic is owned and operated by ESPN Events, a division of ESPN.



A&M INKS BLUE CHIP PROSPECT ANTWANN JONES

The Texas A&M men's basketball program has announced the signing of highly-touted guard Antwann Jones from Orlando, Fla.

A member of ESPN's elite Top 100 list, Jones is regarded as a consensus four-star prospect, who is rated as the sixth-best prospect in the state of Florida by ESPN as well as the 45th overall prospect nationally.

A 6-foot-6 shooting guard, Jones is in his final season at Orlando's Oak Ridge High School playing for head coach Steve Reece. On the Nike EYBL circuit, Jones competed with EIT1 United where he produced 10.2 points, 3.5 rebounds, and 2.6 assists per game, in 16 games during the summer of 2017.

Regarded among the top incoming players for the class of 2018, Jones received invitations to the Pangos All-American Camp as well as the NBA Top 100 Camp, both reserved for elite prep prospects. Additionally, he participated in the Nike Skills Academy.

AGGIES & LONGHORNS REUNITE FOR A GOOD CAUSE

It started with a call from A&M head coach Billy Kennedy to Texas counterpart Shaka Smart and led to a historic rivalry returning to the hardwood, albeit in an exhibition. The meeting was put together to raise funds for the Rebuild Texas Relief Fund, established to aid Texans dealing with the aftermath of Hurricane Harvey.

On Oct. 25, just one week from that initial call, the Aggies and Longhorns were on the court at Tudor Fieldhouse on the campus of Rice University in Houston. A crowd of over 2,000 provided a spirited atmosphere as the Longhorns withstood a late Aggie surge to claim a 73-69 victory.

#DOMORE

It started as the theme of a motivational talk by strength & conditioning coach Darby Rich during summer workouts but "Do More" has become the de facto motto for the Aggie basketball team this season.

Coming off a 16-15 campaign last season that fell short of repeating the success of an SEC Championship and a Sweet 16 showing the year prior, Texas A&M coaches & players have bought into the idea that all of them need to "Do More" this season. It's an all-encompassing philosophy that includes work in the weight room, practice habits, mental preparation, scouting and vocal leadership as the Aggies put in extra work & focus to achieve their lofty

STATISTICAL TRENDS

2017-18 RECORD WHEN...

	Total	Home	A/N
Leading at Halftime	16-1	11-0	5-1
Trailing at Halftime	1-7	1-2	0-5
Tied at Halftime	0-0	0-0	0-0
Lead w/5:00 Left	16-1	11-0	5-1
Trail w/5:00 Left	0-6	0-1	0-5
Bench Outscores Opp	10-5	6-1	4-4
Bench Outscored/Same	7-3	6-1	1-2
Shooting 50%+ FG	8-1	6-0	2-1
Shooting Under 50%	9-7	6-2	3-5
Shooting 45%+ FG	14-2	10-0	4-2
Shooting Under 45%	3-6	2-2	1-4
Shooting 40%+FG	15-5	10-1	5-4
Shooting Under 40% FG	2-3	2-1	0-2
Opp. Shoots 50%+ FG	3-2	1-1	2-1
Opp. Under 50% FG	14-6	11-1	3-5
Opp. Shoots 45%+ FG	4-5	2-1	2-1
Opp. Under 45% FG	13-3	10-1	3-2
Opp. Shooting 40%+ FG	6-8	4-2	2-6
Opp. Under 40% FG	11-0	8-0	3-0
Att. 20+ 3-Pt. FG	9-5	8-1	1-4
Att. Under 20 3-Pt. FG	8-3	4-1	4-2
More FTA than Opp	11-2	9-2	2-0
Fewer/Same FTA than Opp	6-6	3-0	3-6
Outrebounding/Same Opp	14-6	9-2	5-4
Outrebounded by Opp	3-2	3-0	0-2
15+ Offensive Rebounds	3-2	2-0	1-2
15+ Second Chance Pts	6-3	5-1	1-2
15+ Assists	16-3	11-1	5-2
Positive TO Margin	7-3	7-0	0-3
Negative or Even TO Margin	10-5	5-2	5-3
15 or Fewer Turnovers	10-6	9-1	1-5
Opp. 12+ Turnovers	10-3	7-1	3-2
More Pt. off TO than Opp	9-2	7-1	2-1
More Points in Paint	15-3	10-2	5-1
10+ Fast Break Points	12-1	9-0	3-1
Scoring 80+ Points	10-0	7-0	3-0
Scoring 70-79 Points	5-1	3-0	2-1
Scoring 60-69 Points	2-6	2-2	0-4
Scoring 50-59 Points	0-1	0-0	0-1
Scoring 49 or Less	0-0	0-0	0-0
Opp. Scores 80+ Points	2-1	0-1	2-0
Opp. Scores 70-79 Points	2-5	2-0	0-5
Opp. Scores 60-69 Points	8-2	6-1	1-1
Opp. Scores 59 or Less	5-0	3-0	2-0
Overtime Games	0-0	0-0	0-0
vs. Ranked Teams	4-3	1-0	3-3
vs. RPI Top 50 (NCAA.com)	7-6	4-1	3-5
vs. RPI Top 100 (NCAA.com)	12-8	7-2	5-6
vs. Non-RPI Top 100 (NCAA.com)	6-0	5-0	0-0
Day Games	3-2	3-1	0-1
Night Games	14-6	9-1	5-5
Sunday Games	1-0	0-0	1-0
Monday Games	1-0	0-0	1-0
Tuesday Games	4-4	3-1	1-3
Wednesday Games	2-0	1-0	1-0
Thursday Games	2-0	2-0	0-0
Friday Games	3-0	2-0	1-0
Saturday Games	4-4	4-1	0-3
After a Loss	3-5	3-2	0-3

GAMES DECIDED BY...

0-5 Points or in OT	2-3	1-1	1-2
6-10 Points	2-0	2-0	0-0
11-15 Points	3-3	2-0	1-3
16-19 Points	6-1	4-1	2-0
20+ Points	4-1	3-0	1-1

THE LAST TIME

TEXAS A&M...

Scored 100 Points	113 vs Savannah State, 12/13/17
Shot 60 Percent From the Field.....	61.1% vs Penn State, 11/21/17
Shot Under 30 Percent From the Field	50.7% at Alabama, 12/30/17
Shot 50 Percent From 3-Point Range (more than 10 attempts).....	50.0% vs Penn State, 11/21/17
Did Not Make a 3-Pointer.....	0-for-13 vs Hartford, 1/3/15
Had 40 Free Throw Attempts	44 vs Mississippi State, 1/13/15
Made 30 Free Throws	34 vs Alcorn State, 11/12/10
Had 50 Rebounds.....	50 at LSU, 1/23/18
Had 30 Assists.....	32 vs Savannah State, 12/13/17
Had 15 Steals.....	16 at A&M-Corpus Christi, 11/15/10
Had 10 Blocked Shots	11 vs South Carolina 2/3/18
Had Four Players Score in Double Figures	4 vs. Missouri, 2/13/18
Had Five Players Score in Double Figures.....	5 vs. Kentucky, 2/10/18
Had Two Players Score 20 Points	Duane Wilson (23) & Savion Flagg (21) vs Buffalo, 12/21/17
Had 30 Fouls	33 vs Missouri, 3/13/14
Had 30 Turnovers.....	30 vs Texas, 2/3/99
Won on a Buzzer Beater	79-77 (OT) on a put-back by Tyler Davis vs Kentucky, 2/20/16

A TEXAS A&M PLAYER...

Had a Double-Double	Robert Williams (12 pt/11 reb) & DJ Hogg (16 pt/10 reb) vs Kentucky, 2/10/18
Had a Triple-Double	Bernard King (20 pt/10 reb/10 ast) vs Texas Tech, 1/9/02
Scored 40 Points	40, Elston Turner at Kentucky, 1/12/13
Scored 30 Points.....	32, Danuel House vs Kentucky, 3/13/16
Scored 20 Points with 20 Rebounds	27 points & 21 rebounds, Rynn Wright vs UNLV, 12/15/78
Made 5 Three-Pointers.....	5, D.J. Hogg vs Savannah State, 12/13/17
Had 20 Rebounds.....	21, Vernon Smith and Rynn Wright vs UNLV, 12/15/78
Had 15 Rebounds.....	15, Robert Williams at LSU, 1/23/18
Had 10 Assists	11, Duane Wilson vs Buffalo, 12/21/17
Had 5 Steals	5, Admon Gilder at Florida, 2/11/17
Had 5 Blocks	5, Robert Williams vs South Carolina, 2/3/18
Made 10 Field Goals.....	10, Robert Williams at LSU, 1/23/18
Had 20 Field Goal Attempts	23, Danuel House at Kentucky, 3/13/16
Made 10 Free Throws	10, Fabyon Harris vs Arkansas, 1/9/13
Had 15 Free Throw Attempts.....	15, Danuel House vs Mississippi State, 1/13/15

AN OPPOSING TEAM...

Scored 100 Points	100 (100-58) by Kentucky, 1/3/17
Shot 60 Percent From the Field.....	61.6% by Kansas State, 12/20/14
Shot Under 30 Percent From the Field	27.5% by South Carolina, 2/3/18
Had 40 Free Throw Attempts	53 by Missouri, 3/13/14
Made 30 Free Throws	40 by Missouri, 3/13/14
Had 50 Rebounds.....	57 by Florida, 2/1/14
Had 30 Assists	30 by Arkansas, 2/23/91
Had 15 Steals.....	19 by LSU, 1/23/13
Had 10 Blocked Shots	12 by Arkansas, 2/24/15
Had 30 Fouls	31 by Texas, 11/25/15
Had 30 Turnovers.....	30 by Grambling State, 12/28/06

AN OPPOSING PLAYER...

Had a Triple-Double	Royce White of Iowa State (10 pts./18 reb./10 ast.), 1/7/12
Scored 40 Points	43, Mike Singletary of Texas Tech, 3/11/09
Scored 30 Points.....	31, Tony Carr of Penn State, 11/21/17
Made 5 Three-Pointers.....	5, Tremont Waters of LSU, 1/6/18
Had 20 Rebounds.....	20, Eric Chenowith of Kansas, 1/14/98
Had 15 Rebounds.....	16, Duop Reath of LSU, 2/4/17
Had 10 Assists	10, Lonzo Ball of UCLA, 11/27/16
Had 5 Steals	8, Tremont Waters of LSU, 1/23/18
Had 5 Blocks	5, Kevarrius Hayes of Florida, 1/2/18

OVERTIME GAMES

Overall Overtime Record.....	35-49 (0-0 This Season)
Home Overtime Record.....	13-18
Reed Arena Overtime Record	5-8
Road Overtime Record	21-30
Double Overtime Record	7-12
Triple Overtime Record	0-2
Quadruple Overtime Record.....	0-1
Five-Overtime Record	0-1
Postseason Overtime Record.....	1-3
Last OT Played (1 OT)	vs UNI @NCAA 2nd Rd [Oklahoma City] (W, 92-88, 5/20/16)
Last Double OT (2 OT).....	vs UNI @NCAA 2nd Rd [Oklahoma City] (W, 92-88, 5/20/16)
Last Triple OT (4 OT).....	vs Tennessee (L, 85-93, 2/23/13)

PLAYER	1+1	3-PT. (OR 4-PT.)	CRUNCH (8 gms)
Alo	0-0.....	0-0	0-0
Byers	0-0.....	0-0	0-0
Caldwell	1-1.....	2-2	3-4
Chandler	0-1.....	3-3	0-0
Collins	0-0.....	0-0	2-2
Davis	5-8.....	7-9	2-4
Flagg	0-0.....	1-3	4-4
French	0-0.....	0-0	0-0
Gilder	0-0.....	3-6	1-2
Hogg	4-6.....	2-3	3-4
Jasey	0-0.....	0-0	0-0
Starks	6-8.....	1-3	0-0
Trocha-Morelos	1-3.....	6-7	2-2
Williams	1-6.....	5-8	0-2
Wilson	2-3.....	3-3	8-11
A&M	20-36 (.556)	33-48 (.688)	25-35 (.714)
Opponent	24-37 (.649)	16-23 (.696)	22-30 (.733)

KEY: 1+1, first free throw of one-and-one; 3-Pt., free throw to complete 3-point (or 4-point) play;
Crunch, free throws in final two minutes of games within 10 points and in overtime.

TEXAS A&M MISCELLANEOUS STATISTICS (SEASON / CAREER)

Player								Individual Game Leaders				
	10+ Points	20+ Points	30+ Points	10+ Reb.	15+ Reb.	10+ Assists	Dunks	3-Pt. Plays	Double-Doubles	Points	Rebounds	Assists
Alo	— / —	— / —	— / —	— / —	— / —	— / —	— / —	— / —	— / —	— / —	— / —	— / —
Byers	— / —	— / —	— / —	— / —	— / —	— / —	— / —	— / —	— / —	— / —	— / —	— / —
Caldwell	— / —	— / —	— / —	— / —	— / —	— / —	— / —	2 / 2	— / —	— / —	— / —	4 / 4
Chandler	4 / 4	— / —	— / —	— / —	— / —	— / —	3 / 3	3 / 3	— / —	1 / 1	— / —	2 / 2
Collins	1 / 2	— / —	— / —	— / —	— / —	— / —	— / —	— / —	— / —	— / —	— / —	— / 2
Davis	22 / 67	4 / 10	— / —	9 / 16	1 / 2	— / —	18 / 44	8 / 43	9 / 15	7 / 22	12 / 34	2 / 6
Flagg	2 / 2	1 / 1	— / —	1 / 1	— / —	— / —	7 / 7	1 / 1	1 / 1	— / —	2 / 2	1 / 1
French	— / —	— / —	— / —	— / —	— / —	— / —	— / —	— / —	— / —	— / —	— / —	— / —
Gilder	15 / 50	1 / 6	— / —	1 / 1	— / —	— / —	3 / 15	3 / 14	— / —	6 / 17	1 / 4	5 / 29
Hogg	14 / 35	1 / 5	— / —	2 / 3	— / —	— / —	2 / 15	2 / 6	2 / 3	6 / 12	2 / 10	5 / 14
Jasey	— / —	— / —	— / —	— / —	— / —	— / —	— / —	— / —	— / —	— / —	— / —	— / —
Starks	9 / 9	1 / 1	— / —	— / —	— / —	— / —	— / —	1 / 1	— / —	4 / 4	— / —	6 / 6
Trocha-Morelos	10 / 31	— / —	— / —	1 / 4	— / —	— / 1	9 / 37	4 / 13	2 / 3	1 / 6	— / 8	2 / 10
Wilson	7 / 7	2 / 2	— / —	— / —	— / —	1 / 1	3 / 3	3 / 3	1 / 1	3 / 3	— / —	10 / 10
Williams	14 / 35	2 / 3	— / —	7 / 20	2 / 3	— / —	50 / 109	5 / 12	5 / 16	2 / 5	13 / 28	2 / 4

RESULTS AND LEADERS

<u>RECORD</u>	<u>OVERALL</u>	<u>HOME</u>	<u>AWAY</u>	<u>NEUTRAL</u>
ALL GAMES	17-8	12-2	2-5	3-1
CONFERENCE	6-6	5-2	1-4	0-0
NON-CONFERENCE	11-2	7-0	1-1	3-1

<u>DATE</u>	<u>OPPONENT</u>	<u>RESULT</u>	<u>SCORE</u>	<u>ATT.</u>	<u>HIGH POINTS</u>	<u>HIGH REBOUNDS</u>	<u>HIGH ASSISTS</u>
Nov. 10 ^	vs. #11 West Virginia	W	88-65	3,128	Davis, Gilder (23)	Davis (13)	Gilder (7)
Nov. 17	UCSB	W	84-65	7,275	Hogg (24)	Davis, Hogg (6)	Gilder (7)
Nov. 20 +	vs. Oklahoma State	W	72-55	5,904	Hogg (18)	Williams (11)	Wilson (5)
Nov. 21 +	vs. Penn State	W	98-87	5,081	Wilson (22)	Williams (10)	Wilson (6)
Nov. 24	PEPPERDINE	W	81-65	6,704	Hogg (18)	Hogg (9)	Williams (6)
Nov. 26	at #10 USC	W	75-59	5,347	Hogg (15)	Gilder (10)	Hogg (4)
Nov. 30	UTRGV	W	78-60	7,121	Gilder, Hogg (17)	Williams (14)	Wilson (7)
Dec. 5	vs. Arizona	L	67-64	8,907	Davis (21)	Williams (7)	Wilson (5)
Dec. 9	PRAIRIE VIEW A&M	W	73-53	7,804	Gilder (14)	Williams (16)	Trocha-Morelos (3)
Dec. 13	SAVANNAH STATE	W	113-66	6,339	Hogg (18)	Davis (17)	Trocha-Morelos (7)
Dec. 19	NORTHERN KENTUCKY	W	64-58	6,595	Wilson (16)	Davis, Flagg (10)	Caldwell (4)
Dec. 21	BUFFALO	W	89-73	6,654	Wilson (23)	Davis (11)	Wilson (11)
Dec. 30 *	at Alabama	L	79-57	14,218	Davis, Williams (14)	Flagg (9)	Chandler, Wilson (3)
Jan. 2	* FLORIDA	L	83-66	12,524	Chandler (17)	Williams (11)	Caldwell (7)
Jan. 6	* LSU	L	69-68	10,845	Davis (19)	Davis (12)	Caldwell (6)
Jan. 9 *	at #21 Kentucky	L	74-73	22,643	Davis (21)	Williams (8)	Caldwell (6)
Jan. 13 *	at #24 Tennessee	L	75-62	19,612	Gilder (16)	Davis, Williams (7)	Wilson (6)
Jan. 16	* OLE MISS	W	71-69	10,578	Davis (20)	Davis (12)	Wilson (6)
Jan. 20	* MISSOURI	W	60-49	11,704	Trocha-Morelos (14)	Davis (14)	six players tied at (2)
Jan. 23 *	at LSU	L	77-65	8,528	Williams (21)	Williams (15)	Flagg, Starks (2)
Jan. 27 !	at #5 Kansas	L	79-68	16,300	Davis (18)	Davis, Williams (9)	Gilder, Hogg, Starks (3)
Jan. 30	* ARKANSAS	W	80-66	8,761	Starks (16)	Davis (13)	Starks (5)
Feb. 3	* SOUTH CAROLINA	W	83-60	10,504	Gilder (15)	Williams (9)	Wilson (6)
Feb. 7 *	at #8 Auburn	W	81-80	7,631	Starks (23)	Davis (8)	Hogg (7)
Feb. 10	* #24 KENTUCKY	W	85-74	13,263	Starks (17)	Williams (11)	Starks, Wilson (4)
Feb. 13 *	at Missouri	L	62-58	15,061	Gilder, Starks (14)	Williams (9)	Davis, Gilder, Hogg, Starks (1)
Feb. 17 *	at Arkansas						
Feb. 20	* MISSISSIPPI STATE						
Feb. 24 *	at Vanderbilt						
Feb. 28 *	at Georgia						
Mar. 3	* ALABAMA						

^ - Armed Forces Classic (Ramstein Air Base, Germany); + - Legends Classic (Brooklyn, N.Y.); * - SEC Conference Game; ! - Big 12-SEC Challenge

<u>ATTENDANCE</u>	<u>GAMES</u>	<u>TOTALS</u>	<u>AVG/GAME</u>
HOME	14.....	126,671.....	9,048
SEC HOME	7.....	78,179.....	11,168
AWAY	8.....	109,340.....	13,668
NEUTRAL	4.....	23,020.....	5,755
OVERALL	26.....	259,031.....	9,963

<u>MARGIN</u>	<u>1</u>	<u>2</u>	<u>3</u>	<u>4</u>	<u>5</u>	<u>6</u>	<u>7</u>	<u>8</u>	<u>9</u>	<u>10</u>	<u>11</u>	<u>12</u>	<u>13</u>	<u>14</u>	<u>15</u>	<u>16</u>	<u>17</u>	<u>18</u>	<u>19</u>	<u>20</u>	<u>21</u>	<u>22</u>	<u>23</u>	<u>24</u>	<u>25</u>	<u>25+</u>	<u>30+</u>	<u>35+</u>
Victory	1	1	—	—	—	1	—	—	—	—	3	—	—	2	—	1	1	1	1	1	—	—	2	—	—	—	—	1
Defeat	2	—	1	1	—	—	—	—	—	—	1	1	1	—	—	—	1	—	—	—	—	1	—	—	—	—	—	—

Largest Home Win:

47 (A&M 113, Savannah St. 66)

Largest Home Loss:

17 (Florida 83, A&M 66)

Largest Road/Neutral Win:

23 (A&M 88, West Virginia 65)

Largest Road/Neutral Loss:

22 (Alabama 79, A&M 57)

2017-18 SEASON STATISTICS - ALL GAMES

#	Player	gp-gs	min	avg	Total		3-Point		F-Throw		Rebounds				pf	dq	a	to	blk	stl	pts	avg
					fg-fga	fg%	3fg-fga	3fg%	ft-fa	ft%	off	def	tot	avg								
34	Tyler Davis	26-26	744	28.6	148-260	.569	6-23	.261	60-92	.652	89	138	227	8.7	64	1	36	53	33	10	362	13.9
03	Admon Gilder	21-20	646	30.8	88-192	.458	32-86	.372	41-51	.804	17	74	91	4.3	42	0	59	41	2	25	249	11.9
01	D.J. Hogg	23-22	706	30.7	91-210	.433	53-131	.405	36-49	.735	27	101	128	5.6	46	0	62	32	22	20	271	11.8
44	Robert Williams	21-15	546	26.0	102-161	.634	0-10	.000	22-46	.478	54	146	200	9.5	47	1	32	40	53	18	226	10.8
13	Duane Wilson	22-16	528	24.0	68-175	.389	20-68	.294	41-52	.788	2	43	45	2.0	39	0	89	52	6	25	197	9.0
02	T.J. Starks	23-6	409	17.8	70-191	.366	23-68	.338	25-38	.658	6	38	44	1.9	34	0	37	45	1	10	188	8.2
10	Tonny Trocha-Morelos	26-11	590	22.7	69-162	.426	21-63	.333	36-57	.632	43	78	121	4.7	55	0	34	31	26	12	195	7.5
05	Savion Flagg	21-5	346	16.5	35-79	.443	9-30	.300	16-27	.593	29	49	78	3.7	25	0	16	17	2	6	95	4.5
00	Jay Jay Chandler	24-4	274	11.4	34-86	.395	8-32	.250	21-26	.808	9	16	25	1.0	36	0	18	20	1	7	97	4.0
04	J.J. Caldwell	16-5	256	16.0	16-42	.381	2-7	.286	13-18	.722	8	23	31	1.9	20	0	41	21	2	12	47	2.9
12	Chris Collins	13-0	102	7.8	8-26	.308	4-16	.250	3-4	.750	3	11	14	1.1	12	0	1	3	1	5	23	1.8
15	Isiah Jasey	11-0	42	3.8	3-4	.750	0-0	.000	0-0	.000	2	4	6	0.5	4	0	0	3	3	0	6	0.5
22	Frank Byers	3-0	5	1.7	0-1	.000	0-1	.000	0-0	.000	1	0	1	0.3	0	0	0	0	0	0	0	0.0
11	Mark French	3-0	5	1.7	0-3	.000	0-2	.000	0-0	.000	0	0	0	0.0	2	0	0	0	0	0	0	0.0
33	Cameron Alo	2-0	1	0.5	0-0	.000	0-0	.000	0-0	.000	0	0	0	0.0	0	0	1	0	0	1	0	0.0
Team											38	41	79				5					
Total.....		26	5200		732-1592	.460	178-537	.331	314-460	.683	328	762	1090	41.9	426	2	426	363	152	151	1956	75.2
Opponents.....		26	5200		635-1604	.396	193-612	.315	306-449	.682	283	611	894	34.4	437	9	370	291	108	169	1769	68.0

TEAM STATISTICS			TAMU		OPP	Date	Opponent	Score	Att.
SCORING			1956	1769		11/10/17	vs West Virginia	w 88-65	3128
Points per game			75.2	68.0		11/17/17	UCSB	w 84-65	7275
Scoring margin			+7.2	-		11/20/17	vs Oklahoma State	w 72-55	5904
FIELD GOALS-ATT			732-1592	635-1604		11/21/17	vs Penn State	w 98-87	5081
Field goal pct			.460	.396		11/24/17	PEPPERDINE	w 81-65	6704
3 POINT FG-ATT			178-537	193-612		11/26/17	at USC	w 75-59	5347
3-point FG pct			.331	.315		11/30/17	UTRGV	w 78-60	7121
3-pt FG made per game			6.8	7.4		12/05/17	vs Arizona	L 64-67	8907
FREE THROWS-ATT			314-460	306-449		12/09/17	PRAIRIE VIEW A&M	w 73-53	7804
Free throw pct			.683	.682		12/13/17	SAVANNAH STATE	w 113-66	6339
F-Throws made per game			12.1	11.8		12/19/17	NORTHERN KENTUCKY	w 64-58	6595
REBOUNDS			1090	894		12/21/17	BUFFALO	w 89-73	6654
Rebounds per game			41.9	34.4		* 12/30/17	at Alabama	L 57-79	14218
Rebounding margin			+7.5	-		* 01/02/18	FLORIDA	L 66-83	12524
ASSISTS			426	370		* 01/06/18	LSU	L 68-69	10845
Assists per game			16.4	14.2		* 01/09/18	at Kentucky	L 73-74	22643
TURNOVERS			363	291		* 01/13/18	at Tennessee	L 62-75	19612
Turnovers per game			14.0	11.2		* 01/16/18	OLE MISS	w 71-69	10578
Turnover margin			-2.8	-		* 01/20/18	MISSOURI	w 60-49	11704
Assist/turnover ratio			1.2	1.3		* 01/23/18	at LSU	L 65-77	8528
STEALS			151	169		01/27/18	at Kansas	L 68-79	16300
Steals per game			5.8	6.5		* 01/30/18	ARKANSAS	w 80-66	8761
BLOCKS			152	108		* 02/03/18	SOUTH CAROLINA	w 83-60	10504
Blocks per game			5.8	4.2		* 02/07/18	at Auburn	w 81-80	7631
ATTENDANCE			126671	132360		* 02/10/18	KENTUCKY	w 85-74	13263
Home games-Avg/Game			14-9048	8-13668		* 02/13/18	at Missouri	L 58-62	15061
Neutral site-Avg/Game			-	4-5755					

* = SEC game

Score by Periods	1st	2nd	Totals
Texas A&M	925	1031	1956
Opponents	844	925	1769

2017-18 SEASON STATISTICS - SEC GAMES

##	Player	gp-gs	min	avg	Total		3-Point		F-Throw		Rebounds				pf	dq	a	to	blk	stl	pts	avg
					fg-fga	fg%	3fg-fga	3fg%	ft-fa	ft%	off	def	tot	avg								
34	Tyler Davis	13-13	385	29.6	70-130	.538	4-16	.250	33-52	.635	50	67	117	9.0	32	0	15	26	13	5	177	13.6
44	Robert Williams	12-10	322	26.8	70-108	.648	0-6	.000	17-31	.548	35	75	110	9.2	26	1	14	23	28	7	157	13.1
03	Admon Gilder	10-10	316	31.6	42-96	.438	15-45	.333	16-21	.762	8	29	37	3.7	24	0	19	20	1	12	115	11.5
02	T.J. Starks	12-5	231	19.3	42-111	.378	14-41	.341	18-28	.643	3	15	18	1.5	18	0	19	26	1	7	116	9.7
01	D.J. Hogg	11-11	336	30.5	36-91	.396	18-58	.310	11-16	.688	9	38	47	4.3	22	0	30	17	11	7	101	9.2
10	Tonny Trocha-Morelos	13-3	265	20.4	25-64	.391	11-32	.344	19-30	.633	18	31	49	3.8	31	0	15	12	7	6	80	6.2
13	Duane Wilson	9-4	198	22.0	17-63	.270	6-25	.240	6-11	.545	0	16	16	1.8	14	0	33	18	1	10	46	5.1
00	Jay Jay Chandler	11-2	133	12.1	15-40	.375	6-18	.333	10-11	.909	3	7	10	0.9	14	0	10	9	0	2	46	4.2
05	Savion Flagg	13-3	201	15.5	15-43	.349	6-21	.286	1-7	.143	15	27	42	3.2	15	0	12	8	0	3	37	2.8
04	J.J. Caldwell	8-4	137	17.1	8-25	.320	2-6	.333	4-6	.667	4	11	15	1.9	11	0	21	12	1	3	22	2.8
12	Chris Collins	5-0	46	9.2	2-10	.200	2-8	.250	0-0	.000	0	5	5	1.0	5	0	0	0	0	3	6	1.2
15	Isiah Jasey	6-0	30	5.0	3-3	1.000	0-0	.000	0-0	.000	1	3	4	0.7	2	0	0	3	3	0	6	1.0
Team											17	22	39									
Total.....		13	2600		345-784	.440	84-276	.304	135-213	.634	163	346	509	39.2	214	1	188	174	66	65	909	69.9
Opponents.....		13	2600		324-764	.424	96-269	.357	173-236	.733	127	315	442	34.0	211	5	190	137	56	85	917	70.5

TEAM STATISTICS			TAMU	OPP	Date	Opponent	Score	Att.
SCORING			909	917	* 12/30/17	at Alabama	L 57-79	14218
Points per game			69.9	70.5	* 01/02/18	FLORIDA	L 66-83	12524
Scoring margin			-0.6	-	* 01/06/18	LSU	L 68-69	10845
FIELD GOALS-ATT			345-784	324-764	* 01/09/18	at Kentucky	L 73-74	22643
Field goal pct			.440	.424	* 01/13/18	at Tennessee	L 62-75	19612
3 POINT FG-ATT			84-276	96-269	* 01/16/18	OLE MISS	w 71-69	10578
3-point FG pct			.304	.357	* 01/20/18	MISSOURI	w 60-49	11704
3-pt FG made per game			6.5	7.4	* 01/23/18	at LSU	L 65-77	8528
FREE THROWS-ATT			135-213	173-236	* 01/30/18	ARKANSAS	w 80-66	8761
Free throw pct			.634	.733	* 02/03/18	SOUTH CAROLINA	w 83-60	10504
F-Throws made per game			10.4	13.3	* 02/07/18	at Auburn	w 81-80	7631
REBOUNDS			509	442	* 02/10/18	KENTUCKY	w 85-74	13263
Rebounds per game			39.2	34.0	* 02/13/18	at Missouri	L 58-62	15061
Rebounding margin			+5.2	-				
ASSISTS			188	190				
Assists per game			14.5	14.6				
TURNOVERS			174	137				
Turnovers per game			13.4	10.5				
Turnover margin			-2.8	-				
Assist/turnover ratio			1.1	1.4				
STEALS			65	85				
Steals per game			5.0	6.5				
BLOCKS			66	56				
Blocks per game			5.1	4.3				
ATTENDANCE			78179	87693				
Home games-Avg/Game			7-11168	6-14616				
Neutral site-Avg/Game			-	0-0				

Score by Periods	1st	2nd	Totals
Texas A&M	424	485	909
Opponents	435	482	917

TEXAS A&M / OPPONENT GAME-BY-GAME STATS

		----- TOTAL -----		----- 3-PTRS -----		----- REBOUNDS -----											
Date	Texas A&M/Opponent	FG-FGA	Pct	3FG-FGA	Pct	FT-FTA	Pct	Off-Def-Tot	Avg	PF	A	TO	Blk	Stl	Pts	Avg	
N 10	#26 Texas A&M	31-64	.484	10-19	.526	16-20	80.0	10-37-47	47.0	16	22	18	5	10	88	88.0	
	#11 West Virginia	24-70	.343	12-40	.300	5-9	55.6	11-24-35	35.0	19	19	16	8	7	65	65.0	
N 17	#16 Texas A&M	30-60	.500	11-22	.500	13-17	.765	12-23-35	41.0	14	20	12	6	4	84	86.0	
	UCSB	26-61	.426	3-17	.176	10-14	.714	14-21-35	35.0	18	10	12	5	4	65	65.0	
N 20	#16 Texas A&M	28-57	.491	9-24	.375	7-9	.778	9-36-45	42.3	19	16	19	5	5	72	81.3	
	Oklahoma State	20-67	.299	3-24	.125	12-22	.545	17-21-38	36.0	13	7	10	3	9	55	61.7	
N 21	#16 Texas A&M	33-54	.611	6-12	.500	26-29	.897	9-27-36	40.8	21	18	16	5	5	98	85.5	
	Penn State	31-61	.508	5-19	.263	20-28	.714	9-14-23	32.8	21	15	10	5	14	87	68.0	
N 24	#16 Texas A&M	29-62	.468	9-26	.346	14-22	.636	14-30-44	41.4	21	25	12	11	6	81	84.6	
	Pepperdine	24-62	.387	4-19	.211	13-24	.542	15-24-39	34.0	15	17	12	1	6	65	67.4	
N 26	#16 Texas A&M	31-70	.443	5-17	.294	8-11	.727	15-37-52	43.2	14	15	14	7	6	75	83.0	
	#10 USC	20-71	.282	7-27	.259	12-17	.706	16-23-39	34.8	14	11	12	6	6	59	66.0	
N 30	#9 Texas A&M	26-55	.473	8-23	.348	18-30	.600	10-37-47	43.7	15	18	13	7	6	78	82.3	
	UTRGV	22-72	.306	5-27	.185	11-13	.846	15-24-39	35.4	23	16	9	2	8	60	65.1	
D 5	#7 Texas A&M	26-57	.456	5-14	.357	7-10	.700	7-23-30	42.0	21	13	11	5	10	64	80.0	
	Arizona	20-47	.426	7-22	.318	20-24	.833	4-25-29	34.6	15	14	11	4	4	67	65.4	
D 9	#7 Texas A&M	28-56	.500	5-18	.278	12-20	.600	13-35-48	42.7	21	15	17	8	6	73	79.2	
	Prairie View A&M	20-61	.328	3-15	.200	10-21	.476	11-23-34	34.6	20	8	10	2	4	53	64.0	
D 13	#9 Texas A&M	45-90	.500	16-38	.421	7-12	.583	26-39-65	44.9	10	32	13	6	12	113	82.6	
	Savannah State	25-74	.338	12-40	.300	4-7	.571	11-24-35	34.6	13	14	16	5	7	66	64.2	
D 19	#8 Texas A&M	23-62	.371	2-20	.100	16-23	.696	14-34-48	45.2	12	13	12	6	5	64	80.9	
	Northern Kentucky	23-63	.365	7-28	.250	5-12	.417	8-31-39	35.0	20	14	9	1	5	58	63.6	
D 21	#8 Texas A&M	29-57	.509	3-10	.300	28-33	.848	12-32-44	45.1	13	16	18	9	7	89	81.6	
	Buffalo	26-69	.377	17-39	.436	4-11	.364	15-19-34	34.9	24	19	18	4	5	73	64.4	
D 30	#5 Texas A&M	21-69	.304	2-20	.100	13-20	.650	20-23-43	44.9	19	9	12	2	7	57	79.7	
	Alabama	26-58	.448	7-24	.292	20-24	.833	10-32-42	35.5	20	14	12	9	7	79	65.5	
J 2	#11 Texas A&M	27-63	.429	8-19	.421	4-5	.800	13-26-39	44.5	9	17	16	8	1	66	78.7	
	Florida	33-64	.516	17-28	.607	0-1	.000	6-23-29	35.0	12	25	7	8	8	83	66.8	
J 6	#11 Texas A&M	22-56	.393	5-25	.200	19-30	.633	12-28-40	44.2	16	13	14	4	5	68	78.0	
	LSU	24-60	.400	12-28	.429	9-13	.692	9-27-36	35.1	21	13	13	2	6	69	66.9	
J 9	Texas A&M	26-52	.500	7-21	.333	14-24	.583	10-17-27	43.1	25	14	12	5	4	73	77.7	
	#21 Kentucky	24-43	.558	4-12	.333	22-34	.647	7-21-28	34.6	18	10	12	2	5	74	67.4	
J 13	Texas A&M	24-54	.444	8-20	.400	6-10	.600	6-23-29	42.3	16	17	17	6	6	62	76.8	
	#24 Tennessee	25-61	.410	5-17	.294	20-23	.870	14-24-38	34.8	11	16	10	6	10	75	67.8	
J 16	Texas A&M	29-57	.509	5-16	.313	8-16	.500	12-21-33	41.8	13	17	10	4	6	71	76.4	
	Ole Miss	27-59	.458	5-21	.238	10-13	.769	13-21-34	34.8	15	19	9	2	3	69	67.9	
J 20	Texas A&M	25-64	.391	3-17	.176	7-11	.636	10-36-46	42.0	18	15	4	5	2	60	75.6	
	Missouri	15-54	.278	4-18	.222	15-20	.750	7-31-38	34.9	15	9	8	3	2	49	66.9	
J 23	Texas A&M	26-66	.394	6-28	.214	7-10	.700	19-31-50	42.4	16	8	20	8	4	65	75.1	
	LSU	28-63	.444	8-18	.444	13-18	.722	8-22-30	34.7	14	16	7	3	13	77	67.4	
J 27	Texas A&M	28-64	.438	5-18	.278	7-11	.636	14-26-40	42.3	15	15	14	6	4	68	74.7	
	#5 Kansas	30-62	.484	12-26	.462	7-11	.636	10-23-33	34.6	11	16	9	6	5	79	68.0	
J 31	Texas A&M	28-59	.475	10-26	.385	14-25	.560	16-29-45	42.4	13	19	16	4	3	80	75.0	
	Arkansas	25-61	.410	8-22	.364	8-13	.615	8-22-30	34.4	22	13	13	7	7	66	67.9	
F 3	Texas A&M	29-55	.527	7-20	.350	18-24	.750	9-29-38	42.2	14	20	11	11	11	83	75.3	
	South Carolina	19-69	.275	7-25	.280	15-18	.833	22-20-42	34.7	20	12	12	2	4	60	67.5	
F 7	Texas A&M	33-61	.541	9-18	.500	6-9	.667	11-22-33	41.8	20	19	16	3	7	81	75.5	
	#8 Auburn	26-50	.520	7-21	.333	21-24	.875	5-17-22	34.2	13	14	14	4	7	80	68.0	
F 10	Texas A&M	31-66	.470	9-23	.391	14-23	.609	12-28-40	41.8	18	16	9	6	5	85	75.9	
	#24 Kentucky	30-66	.455	6-15	.400	8-17	.471	13-30-43	34.6	21	15	12	5	3	74	68.3	
F 13	#21 Texas A&M	24-62	.387	5-23	.217	5-6	.833	13-33-46	41.9	17	4	16	0	4	58	75.2	
	Missouri	22-56	.393	6-20	.300	12-18	.667	5-25-30	34.4	9	14	9	3	10	62	68.0	
TEXAS A&M		732-1592	.460	178-537	.331	314-460	.683	328-762-1090	41.9	426	426	362	152	151	1956	75.2	
OPPONENTS		635-1604	.396	193-612	.315	306-449	.682	283-611-894	34.4	437	370	292	108	169	1769	68.0	

STARTING LINEUPS

DATE	OPPONENT	1	2	3	4	5	W-L	FIRST OFF BENCH
Nov. 10	vs. ^{#11} West Virginia	Wilson	Chandler	Flagg	Trocha-Morelos	Davis	1-0	Gilder (<i>1st</i> - 16:31)
Nov. 17	UCSB	Wilson	Gilder	Hogg	Trocha-Morelos	Davis	1-0	Starks (<i>1st</i> - 14:47)
Nov. 20	vs. Oklahoma State	Wilson	Gilder	Hogg	Trocha-Morelos	Davis	2-0	Starks (<i>1st</i> - 14:47)
Nov. 21	vs. Penn State	Wilson	Gilder	Hogg	Trocha-Morelos	Davis	3-0	Starks, Williams (<i>1st</i> - 13:59)
Nov. 24	PEPPERDINE	Wilson	Gilder	Hogg	Trocha-Morelos	Davis	4-0	Williams (<i>1st</i> - 16:00)
Nov. 26	at ^{#10} USC	Wilson	Gilder	Hogg	Williams	Davis	1-0	Trocha-Morelos (<i>1st</i> - 15:45)
Nov. 30	UTRGV	Wilson	Gilder	Hogg	Williams	Davis	2-0	Starks, Trocha-Morelos (<i>1st</i> - 13:45)
Dec. 5	vs. Arizona	Wilson	Gilder	Hogg	Williams	Davis	2-1	Trocha-Morelos (<i>1st</i> - 15:11)
Dec. 9	Prairie View A&M	Wilson	Gilder	Hogg	Williams	Davis	3-1	Trocha-Morelos (<i>1st</i> - 13:20)
Dec. 13	SAVANNAH STATE	Wilson	Gilder	Hogg	Trocha-Morelos	Davis	5-0	Caldwell, Flagg Starks (<i>1st</i> - 13:47)
Dec. 19	NORTHERN KENTUCKY	Caldwell	Wilson	Hogg	Trocha-Morelos	Davis	1-0	Flagg (<i>1st</i> - 14:50)
Dec. 21	BUFFALO	Wilson	Chandler	Flagg	Trocha-Morelos	Davis	2-0	Williams (<i>1st</i> - 14:36)
Dec. 30	at Alabama	Wilson	Chandler	Flagg	Trocha-Morelos	Davis	2-1	Williams (<i>1st</i> - 15:44)
Jan. 2	FLORIDA	Caldwell	Chandler	Flagg	Williams	Davis	0-1	Trocha-Morelos, Collins (<i>1st</i> - 12:41)
Jan. 6	LSU	Caldwell	Hogg	Flagg	Trocha-Morelos	Davis	0-1	Chandler (<i>1st</i> - 15:44)
Jan. 9	at ^{#21} Kentucky	Caldwell	Gilder	Hogg	Trocha-Morelos	Davis	0-1	Williams (<i>1st</i> - 15:56)
Jan. 13	at ^{#24} Tennessee	Caldwell	Gilder	Hogg	Williams	Davis	0-1	Trocha-Morelos (<i>1st</i> - 16:07)
Jan. 16	OLE MISS	Wilson	Gilder	Hogg	Williams	Davis	4-1	Trocha-Morelos (<i>1st</i> - 14:38)
Jan. 20	MISSOURI	Wilson	Gilder	Hogg	Williams	Davis	5-1	Trocha-Morelos (<i>1st</i> - 15:59)
Jan. 23	at LSU	Wilson	Gilder	Hogg	Williams	Davis	5-2	Trocha-Morelos (<i>1st</i> - 14:12)
Jan. 27	at ^{#5} Kansas	Starks	Gilder	Hogg	Williams	Davis	0-1	(i) Trocha-Morelos (<i>1st</i> - 19:37)
Jan. 31	ARKANSAS	Starks	Gilder	Hogg	Williams	Davis	1-1	Wilson (<i>1st</i> - 16:01)
Feb. 3	SOUTH CAROLINA	Starks	Gilder	Hogg	Williams	Davis	2-1	Trocha-Morelos (<i>1st</i> - 16:39)
Feb. 7	at ^{#8} Auburn	Starks	Gilder	Hogg	Williams	Davis	3-1	Trocha-Morelos, Wilson (<i>1st</i> - 15:42)
Feb. 10	^{#24} KENTUCKY	Starks	Gilder	Hogg	Williams	Davis	4-1	Trocha-Morelos, Wilson (<i>1st</i> - 14:46)
Feb. 7	at Missouri	Starks	Gilder	Hogg	Williams	Davis	4-2	Trocha-Morelos (<i>1st</i> - 15:40)

Starting Combinations: 9

1st Off Bench Leader: Trocha-Morelos (14), Williams (5), Starks (4), Wilson (3), Flagg (2), Caldwell (1), Chandler (1), Collins (1), Gilder (1)

(i) - Indicates injury substitution

TECHNICAL FOULS / FOUL OUTS

DATE	OPPONENT	RESULT	A&M TECH (5)	OPP TECH (5)	A&M DQ (2)	OPP DQ (8)
Nov. 10	vs. #11 West Virginia	W, 88-65	Davis (1 st - 1:33)	Konate (1 st - 1:33)	—	—
Nov. 17	UCSB	W, 84-65	—	—	—	—
Nov. 20	vs. Oklahoma State	W, 72-55	—	—	—	—
Nov. 21	vs. Penn State	W, 98-87	—	—	—	Stevens (2 nd - 0:16)
Nov. 24	PEPPERDINE	W, 81-65	—	—	Davis (2 nd - 0:40)	—
Nov. 26	at #10 USC	W, 75-59	—	—	—	—
Nov. 30	UTRGV	W, 78-60	—	—	—	Kimasa (2 nd - 4:35)
Dec. 5	vs. Arizona	L, 67-64	—	—	—	—
Dec. 9	PRAIRIE VIEW A&M	W, 73-53	—	—	—	—
Dec. 13	SAVANNAH STATE	W, 113-66	—	—	—	—
Dec. 19	NORTHERN KENTUCKY	W, 64-58	—	—	—	Walton (2 nd - 0:47)
Dec. 21	BUFFALO	W, 89-73	—	—	—	Jordan (2 nd - 0:57)
Dec. 30	at Alabama	L, 79-57	—	—	—	—
Jan. 2	FLORIDA	L, 83-66	—	—	—	—
Jan. 6	LSU	L, 69-68	—	—	—	—
Jan. 9	at #21 Kentucky	L, 74-73	—	—	—	—
Jan. 13	at #24 Tennessee	L, 75-62	—	—	Williams (2 nd - 1:01)	—
Jan. 16	OLE MISS	W, 71-69	—	—	—	—
Jan. 20	MISSOURI	W, 60-49	Flagg, Wilson (2 nd - 20:00)	Robertson (2 nd - 20:00)	—	Tilmon (2 nd - 4:18)
Jan. 23	at LSU	L, 77-65	Starks (1 st - 5:42)	Edwards (1 st - 5:42)	—	—
Jan. 27	at #5 Kansas	L, 79-68	—	Azubuike (2 nd - 17:15)	—	—
Jan. 31	ARKANSAS	W, 80-66	—	—	—	Thompson (2 nd - 0:43)
Feb. 3	SOUTH CAROLINA	W, 83-60	—	—	—	—
Feb. 7	at #8 Auburn	W, 81-80	Williams (1 st - 0:55)	Dunbar (1 st - 0:55)	—	—
Feb. 10	#24 KENTUCKY	W, 85-74	—	—	—	Gabriel (2 nd - 0:45), Vanderbilt (2 nd - 1:12)
Feb. 13	at Missouri	L, 62-58	—	—	—	—

SEASON SUPERLATIVES

TEXAS A&M

TEAM GAME HIGHS

Points.....	113.....	Savannah State (12/13/17)
Field Goals Made.....	45.....	Savannah State (12/13/17)
Field Goal Attempts.....	90.....	Savannah State (12/13/17)
Field Goal Percentage.....	611 (33-54).....	vs Penn State (11/21/17)
3 Pt Field Goals Made.....	16.....	Savannah State (12/13/17)
3 Pt Fg Attempts.....	38.....	Savannah State (12/13/17)
3 Pt Fg Percentage.....	526 (10-19).....	vs West Virginia (11/10/17)
Free Throws Made.....	28.....	Buffalo (12/21/17)
Free Throw Attempts.....	33.....	Buffalo (12/21/17)
Free Throw Percentage.....	897 (26-29).....	vs Penn State (11/21/17)
Rebounds.....	65.....	Savannah State (12/13/17)
Assists.....	32.....	Savannah State (12/13/17)
Steals.....	12.....	Savannah State (12/13/17)
Blocked Shots.....	11.....	Pepperdine (11/24/17)
Turnovers.....	20.....	at LSU (1/23/18)
Fouls.....	25.....	at Kentucky (1/9/18)

TEAM GAME LOWS

Points.....	57.....	at Alabama (12/30/17)
Field Goals Made.....	21.....	at Alabama (12/30/17)
Field Goal Attempts.....	52.....	at Kentucky (01/09/18)
Field Goal Percentage.....	304 (21-69).....	at Alabama (12/30/17)
3 Pt Field Goals Made.....	2.....	at Alabama (12/30/17)
		Northern Kentucky (12/19/17)
3 Pt Fg Attempts.....	10.....	Buffalo (12/21/17)
3 Pt Fg Percentage.....	100 (2-20).....	at Alabama (12/30/17)
	(2-20)	Northern Kentucky (12/19/17)
Free Throws Made.....	4.....	Florida (1/2/18)
Free Throw Attempts.....	5.....	Florida (1/2/18)
Free Throw Percentage.....	500 (8-16).....	Ole Miss (1/16/18)
Rebounds.....	27.....	at Kentucky (01/09/18)
Assists.....	4.....	at Missouri (2/13/18)
Steals.....	1.....	Florida (1/2/18)
Blocked Shots.....	2.....	at Alabama (12/30/17)
Turnovers.....	4.....	Missouri (1/20/18)
Fouls.....	9.....	Florida (1/2/18)

PLAYER GAME HIGHS

Points.....	24.....	D.J. Hogg vs UCSB (11/17/17)
Field Goals Made.....	10.....	Robert Williams vs LSU (1/23/18)
		Robert Williams vs Penn State (11/21/17)
		Tyler Davis vs West Virginia (11/10/17)
Field Goal Att.....	17.....	T.J. Starks at Missouri (02/13/18)
		T.J. Starks vs Kentucky (02/10/18)
		Tyler Davis at Kansas (01/27/18)
Fg Pct (MIN 5 MADE).....	.889 (8-9).....	Robert Williams vs Ole Miss (1/16/18)
3-Point Fg Made.....	5.....	D.J. Hogg vs Savannah State (12/13/17)
		D.J. Hogg vs UCSB (11/17/17)
3-Point Fg Att.....	9.....	D.J. Hogg vs Savannah State (12/13/17)
		D.J. Hogg vs Pepperdine (11/24/17)
3-Pt Fg Pct (MIN 2 MADE).....	1.000 (2-2).....	Tonny Trocha-Morelos at LSU (01/23/18)
	(2-2)	Admon Gilder vs Penn State (11/21/17)
Free Throws Made.....	9.....	Duane Wilson vs Buffalo (12/21/17)
Free Throw Att.....	9.....	Savion Flagg vs Buffalo (12/21/17)
		Duane Wilson vs Buffalo (12/21/17)
Ft Pct (MIN 6 MADE).....	1.000 (9-9).....	Duane Wilson vs Buffalo (12/21/17)
	(7-7)	Duane Wilson vs Penn State (11/21/17)
	(6-6)	Tyler Davis vs Buffalo (12/21/17)
Rebounds.....	17.....	Tyler Davis vs Savannah State (12/13/17)
Assists.....	11.....	Duane Wilson vs Buffalo (12/21/17)
Steals.....	3.....	seven times, last by Robert Williams vs Buffalo (12/21/17)
Blocked Shots.....	7.....	Tonny Trocha-Morelos vs Buffalo (12/21/17)

OPPONENTS

TEAM GAME HIGHS

Points.....	87.....	Penn State (11/21/17)
Field Goals Made.....	33.....	Florida (1/2/18)
Field Goal Attempts.....	74.....	Savannah State (12/13/17)
Field Goal Percentage.....	558 (24-43).....	Kentucky (01/09/18)
3 Pt Field Goals Made.....	17.....	Florida (1/2/18)
		Buffalo (12/21/17)
3 Pt Fg Attempts.....	40.....	Savannah State (12/13/17)
		West Virginia (11/10/17)
3 Pt Fg Percentage.....	.607 (17-28).....	Florida (1/2/18)
Free Throws Made.....	22.....	Kentucky (01/09/18)
Free Throw Attempts.....	34.....	Kentucky (01/09/18)
Free Throw Percentage.....	.870 (20-23).....	Tennessee (1/13/18)
Rebounds.....	43.....	Kentucky (02/10/18)
Assists.....	25.....	Florida (1/2/18)
Steals.....	14.....	Penn State (11/21/17)
Blocked Shots.....	9.....	Alabama (12/30/17)
Turnovers.....	18.....	Buffalo (12/21/17)
Fouls.....	24.....	Buffalo (12/21/17)

TEAM GAME LOWS

Points.....	49.....	Missouri (1/20/18)
Field Goals Made.....	15.....	Missouri (1/20/18)
Field Goal Attempts.....	43.....	Kentucky (01/09/18)
Field Goal Percentage.....	.275 (19-69).....	South Carolina (2/03/18)
3 Pt Field Goals Made.....	3.....	three times, last by Prairie View A&M (12/09/17)
3 Pt Fg Attempts.....	12.....	Kentucky (01/09/18)
3 Pt Fg Percentage.....	.125 (3-24).....	Oklahoma State (11/20/17)
Free Throws Made.....	0.....	Florida (1/2/18)
Free Throw Attempts.....	1.....	Florida (1/2/18)
Free Throw Percentage.....	.000 (0-1).....	Florida (1/2/18)
Rebounds.....	22.....	Auburn (2/7/18)
Assists.....	7.....	Oklahoma State (11/20/17)
Steals.....	2.....	Missouri (1/20/18)
Blocked Shots.....	1.....	Pepperdine (11/24/17)
		Northern Kentucky (12/19/17)
Turnovers.....	7.....	LSU (1/23/18)
		Florida (1/2/18)
Fouls.....	9.....	Missouri (2/13/18)

PLAYER GAME HIGHS

Points.....	31.....	Tony Carr of Penn State (11/21/17)
Field Goals Made.....	11.....	Tony Carr of Penn State (11/21/17)
Field Goal Att.....	22.....	Wes Clark of Buffalo (12/21/17)
		Zachary Hamilton of Prairie View A&M (12/09/17)
Fg Pct (MIN 5 MADE).....	1.000 (6-6).....	Darius Hall of Arkansas (01/31/18)
3-Point Fg Made.....	6.....	CJ Massinburg of Buffalo (12/21/17)
3-Point Fg Att.....	12.....	CJ Massinburg of Buffalo (12/21/17)
3-Pt Fg Pct (MIN 3 MADE).....	1.000 (3-3).....	Montell Mcrae of Buffalo (12/21/17)
	(3-3)	Dylan Smith of Arizona (12/5/17)
Free Throws Made.....	10.....	Max Heidegger of UCSB (11/17/17)
Free Throw Att.....	12.....	Kameron Edwards of Pepperdine (11/24/17)
		Max Heidegger of UCSB (11/17/17)
Ft Pct (MIN 5 MADE).....	1.000 (6-6).....	Jared Harper of Auburn (2/7/18)
Rebounds.....	11.....	Drew McDonald of Northern Kentucky (12/19/17)
Assists.....	9.....	Tremont Waters of LSU (01/23/18)
		Chris Chiozza of Florida (1/2/18)
Steals.....	8.....	Tremont Waters of LSU (01/23/18)
Blocked Shots.....	5.....	Kevarrius Hayes of Florida (1/2/18)

GAME-BY-GAME BOX SCORES

Game #1: #25 A&M 88, #11 West Virginia 65 (Ramstein, Germany) 11/10

Texas A&M 88 • 1-0																
##	Player		Total		3-Ptr		Rebounds			PF	TP					Min
			FG-FGA	FG-FGA	FT-FTA	Off	Def	Tot	A			TO	Blk	Stl		
05	Savion Flagg	f	2-3	1-1	2-2	1	2	3	2	7	1	4	0	0	20	
10	Tonny Trocha-Morelos	f	1-4	0-1	1-4	1	6	7	3	3	1	0	2	1	24	
34	Tyler Davis	c	10-12	0-0	3-3	4	9	13	2	23	0	3	1	0	30	
00	Jay Jay Chandler	g	0-4	0-1	0-0	0	2	2	0	0	0	2	0	0	8	
13	Duane Wilson	g	2-8	0-3	2-2	0	1	1	3	6	5	2	1	2	25	
01	D.J. Hogg		5-8	4-6	5-5	1	6	7	3	19	6	3	0	2	30	
02	T.J. Starks		3-10	1-1	0-1	1	1	2	1	7	2	3	0	2	20	
03	Admon Gilder		8-12	4-5	3-3	1	8	9	1	23	7	0	0	2	33	
12	Chris Collins		0-2	0-1	0-0	0	0	0	1	0	0	0	1	1	8	
15	Isiah Jasey		0-1	0-0	0-0	1	0	1	0	0	0	0	0	0	2	
Team						0	2	2				1				
Totals			31-64	10-19	16-20	10	37	47	16	88	22	18	5	10	200	
FG % 1st Half: 13-30 43.3% 2nd half: 18-34 52.9% Game: 31-64 48.4% Deadball Rebounds 3																
3FG % 1st Half: 6-8 75.0% 2nd half: 4-11 36.4% Game: 10-19 52.6%																
FT % 1st Half: 13-17 76.5% 2nd half: 3-3 100.0 Game: 16-20 80.0%																

West Virginia 65 • 0-1																
##	Player		Total		3-Ptr	FT-FTA	Rebounds			PF	TP	A TO Blk Stl				Min
			FG-FGA	FG-FGA			Off	Def	Tot							
15	Lamont West	f	3-11	2-7	0-0		1	4	5	2	8	1	1	0	2	21
21	Wesley Harris	f	4-12	4-9	0-0		1	2	3	1	12	1	3	0	0	28
50	Sagaba Konate	f	2-3	0-0	0-2		1	5	6	2	4	3	2	4	0	21
02	Jevon Carter	g	4-11	1-4	4-4		2	0	2	4	13	7	4	0	2	35
04	Daxter Miles Jr.	g	1-6	0-3	1-3		0	3	3	3	3	1	2	0	1	21
03	James Bolden		7-15	5-11	0-0		1	2	3	1	19	1	4	1	1	24
11	D'Angelo Hunter		0-0	0-0	0-0		0	0	0	0	0	0	0	0	0	1
13	Teddy Allen		1-7	0-4	0-0		1	1	2	2	2	2	0	0	1	14
14	Chase Harler		2-4	0-1	0-0		0	1	1	2	4	2	0	1	0	16
25	Maciej Bender		0-1	0-1	0-0		2	4	6	2	0	0	0	2	0	18
31	Logan Routt		0-0	0-0	0-0		1	1	2	0	0	1	0	0	0	1
Team							1	1	2							
Totals			24-70	12-40	5-9		11	24	35	19	65	19	16	8	7	200
FG % 1st Half: 15-33 45.5% 2nd half: 9-37 24.3% Game: 24-70 34.3% Deadball Rebounds 2																
3FG % 1st Half: 6-16 37.5% 2nd half: 6-24 25.0% Game: 12-40 30.0%																
FT % 1st Half: 2-5 40.0% 2nd half: 3-4 75.0% Game: 5-9 55.6%																

Officials: Darren George, Jeff Anderson, Keith Kimble
Technical fouls: Texas A&M-Tyler Davis. West Virginia-Sagaba Konate.
Attendance: 3128
2017 Armed Forces Classic

Score by periods	1st	2nd	Total				
Texas A&M	45	43	88	Points	In Paint	Off T/O	2nd Chance
West Virginia	38	27	65	TAMU	34	19	14
				WVU	20	17	12
							Fast Break
							24
							49
							25

Game #3: #16 A&M 72, Oklahoma State 55 (Brooklyn, NY) 11/20

Texas A&M 72 • 3-0																
#	Player		Total		3-Ptr		Rebounds			PF	TP					Min
			FG-FGA	FG-FGA	FT-FTA	Off	Def	Tot	A			TO	Blk	Stl		
01	D.J. Hogg	f	6-11	4-7	2-2	3	4	7	1	18	3	1	1	1	34	
10	Tonny Trocha-Morelos	f	5-11	2-5	0-0	1	2	3	2	12	0	1	1	0	30	
34	Tyler Davis	c	2-4	0-0	0-0	0	8	8	4	4	0	2	1	0	18	
03	Admon Gilder	c	3-7	2-5	2-2	0	3	3	2	10	2	4	0	1	36	
13	Duane Wilson	g	3-5	0-1	2-2	0	2	2	3	8	5	4	0	0	25	
00	Jay Jay Chandler		0-1	0-0	0-0	0	1	1	1	0	0	0	0	0	5	
02	T.J. Starks		4-9	1-4	0-0	1	5	6	2	9	4	4	0	0	23	
12	Chris Collins		0-0	0-0	0-0	0	0	0	1	0	0	0	0	0	4	
15	Isiah Jasey		0-0	0-0	0-0	0	0	0	0	0	0	0	0	0	1	
44	Robert Williams		5-9	0-2	1-3	2	9	11	3	11	2	3	2	3	24	
Team						2	2	4								
Totals			28-57	9-24	7-9	9	36	45	19	72	16	19	5	5	200	
FG % 1st Half: 15-28			53.6%	2nd half: 13-29	44.8%	Game: 28-57			49.1%						Deadball	
3FG % 1st Half: 4-11			36.4%	2nd half: 5-13	38.5%	Game: 9-24			37.5%						Rebound	
FT % 1st Half: 5-7			71.4%	2nd half: 2-2	100.0	Game: 7-9			77.8%						1	

Oklahoma State 55 • 3-1																
#	Player	Total		3-Ptr	Rebounds			PF	TP					Min		
		FG-FGA	FG-FGA	FT-FTA	Off	Def	Tot			A	TO	Blk	Stl			
41	Mitchell Solomon	f	2-6	0-2	1-2	4	3	7	4	5	1	0	0	1	21	
14	Lucas N'Guessan	c	1-3	0-1	0-0	2	2	4	2	2	0	0	2	3	28	
01	Kendall Smith	g	2-9	0-1	3-4	0	2	2	2	7	2	2	0	1	24	
05	Tavarius Shine	g	2-11	0-4	4-8	5	3	8	1	8	1	0	0	1	27	
21	Lindy Waters	g	2-7	2-5	2-3	0	4	4	2	8	1	3	0	2	26	
00	Brandon Averette		4-9	0-2	2-3	1	3	4	0	10	1	2	0	0	19	
04	Thomas Dzagwa		1-2	1-2	0-0	0	1	1	0	3	0	0	0	0	9	
12	Cameron McGriff		4-8	0-2	0-0	2	1	3	2	8	1	2	1	1	24	
30	Jeffrey Carroll		2-12	0-5	0-2	1	2	3	0	4	0	1	0	0	22	
Team						2	0	2								
Totals			20-67	3-24	12-22	17	21	38	13	55	7	10	3	9	200	
FG % 1st Half: 9-35 25.7% 2nd half: 11-32 34.4% Game: 20-67 29.9% Deadball Rebound 4																
3FG % 1st Half: 1-13 7.7% 2nd half: 2-11 18.2% Game: 3-24 12.5%																
FT % 1st Half: 3-7 42.9% 2nd half: 9-15 60.0% Game: 12-22 54.5%																

Officials: Wally Rutecki, Kelly Pfeifer, Tony Chiazza
Technical fouls: Texas A&M-None. Oklahoma State-None.
Attendance: 5081
2017 Progressive Legends Classic - Semifinal Game 1

Score by periods	1st	2nd	Total				
Texas A&M	39	33	72	Points	In Paint	Off T/O	2nd Chance
Oklahoma State	22	33	55	TAMU	28	12	6
				OSU	24	15	14
							Fast Break
							13
							20
							25

Game #2: #16 A&M 84, UCSB 65 (College Station) 11/17

UCSB 65 • 1-2																
#	Player	Total		3-Ptr		Rebounds			PF	TP					Min	
		FG-FGA	FG-FGA	FT-FTA	Off	Def	Tot	A			To	Blk	Stl			
01	Leland King II	*	3-12	1-5	0-0	2	7	9	1	7	2	1	0	0	29	
02	Gabe Vincent	*	5-11	2-6	0-0	0	0	0	1	12	1	1	0	0	22	
05	Jalen Canty	*	5-7	0-0	0-0	3	3	6	2	10	1	1	2	0	21	
21	Max Heidegger	*	7-13	0-2	10-12	1	1	2	1	24	1	0	0	2	30	
23	Christian Terrell	*	0-2	0-1	0-0	0	1	1	3	0	0	2	0	0	21	
00	Jarriess Blackmon		0-1	0-0	0-0	1	3	4	3	0	0	2	1	0	19	
03	Clifton Powell		2-7	0-2	0-2	0	1	1	2	4	1	2	0	0	16	
10	Maxwell Kupchak		0-0	0-0	0-0	0	0	0	1	0	1	0	0	1	7	
11	Brandon Davis		0-1	0-0	0-0	0	3	3	0	0	2	1	0	1	10	
12	Alex Hart		2-3	0-0	0-0	2	1	3	0	4	0	1	0	1	14	
13	Sam Walters		0-1	0-1	0-0	0	0	0	0	0	0	1	0	0	2	
41	Ali Lakoju		2-3	0-0	0-0	1	1	2	4	0	0	1	1	0	8	
43	J.D. Slajchert		0-0	0-0	0-0	0	0	0	0	0	0	0	0	0	1	
Team						4	1	5								
Totals			26-61	3-17	10-14	14	21	35	18	65	10	12	5	4	200	
FG % 1st Half: 11-30		36.7%	2nd half: 15-31		48.4%	Game: 26-61		42.6%							Deadball	
3FG % 1st Half: 2-8		25.0%	2nd half: 1-9		11.1%	Game: 3-17		17.6%							Rebound	
FT % 1st Half: 8-8		100.0	2nd half: 2-6		33.3%	Game: 10-14		71.4%							2	

GAME-BY-GAME BOX SCORES

Game #5: #16 A&M 81, Pepperdine 65 (College Station) 11/24

Pepperdine 65 • 2-4

#	Player		Total		3-Ptr		Rebounds			PF	TP					Min
			FG-FGA	FG-FGA	FT-FTA	Off	Def	Tot	A			TO	Blk	Stl		
00	Amadi Udenyi	*	2-4	1-3	0-0	0	0	0	0	5	4	4	0	1	23	
04	Colbey Ross	*	2-7	1-3	3-4	0	2	2	2	8	4	2	0	1	26	
11	Trae Berhow	*	4-11	1-4	0-0	4	4	8	2	9	2	1	1	0	35	
20	Kameron Edwards	*	7-15	0-2	6-12	3	6	9	1	20	1	3	0	1	32	
41	Matthew Atewe	*	1-4	0-0	1-2	1	3	4	3	3	0	0	0	1	18	
01	Elijah Lee		0-1	0-1	0-1	0	0	0	0	0	1	0	0	0	6	
05	Jade' Smith		2-3	0-0	0-0	0	1	1	2	4	1	1	0	0	7	
12	Darnell Dunn		0-1	0-0	0-0	0	0	0	0	0	0	0	0	0	5	
21	Knox Hellums		1-7	1-5	2-2	1	2	3	0	5	3	0	0	1	24	
22	Harrison Meads		1-1	0-0	0-0	0	1	1	2	2	0	0	0	0	2	
31	Nolan Taylor		4-8	0-1	1-3	5	1	6	3	9	1	1	0	1	22	
Team						1	4	5								
Totals			24-62	4-19	13-24	15	24	39	15	65	17	12	1	6	200	
FG % 1st Half: 10-27 37.0% 2nd half: 14-35 40.0% Game: 24-62 38.7% Deadball Rebounds 4																
3FG % 1st Half: 2-9 22.2% 2nd half: 2-10 20.0% Game: 4-19 21.1%																
FT % 1st Half: 6-11 54.5% 2nd half: 7-13 53.8% Game: 13-24 54.2%																

Texas A&M 81 • 5-0

#	Player		Total		3-Ptr		Rebounds			PF	TP					Min
			FG-FGA	FG-FGA	FT-FTA	Off	Def	Tot	A			TO	Blk	Stl		
01	D.J. Hogg	*	6-14	4-9	2-4	3	6	9	2	18	2	1	3	1	32	
03	Admon Gilder	*	1-7	0-4	3-4	0	4	4	1	5	5	0	0	3	31	
10	Tonny Trocha-Morelos	*	2-3	0-0	2-3	1	4	5	2	6	1	2	2	1	22	
13	Duane Wilson	*	6-9	3-5	0-0	0	1	1	2	15	4	3	0	0	26	
34	Tyler Davis	*	6-11	0-0	4-7	5	3	8	5	16	2	4	3	0	29	
00	Jay Jay Chandler		4-6	1-3	1-2	0	2	2	2	10	0	0	0	0	11	
02	T.J. Starks		1-7	1-5	0-0	0	3	3	2	3	2	1	0	0	14	
04	J.J. Caldwell		1-2	0-0	2-2	0	2	2	2	4	3	0	0	1	16	
44	Robert Williams		2-3	0-0	0-0	2	5	7	3	4	6	1	3	0	19	
Team						3	0	3								
Totals				29-62	9-26	14-22	14	30	44	21	81	25	12	11	6	200
FG % 1st Half: 16-33			48.5%	2nd half: 13-29			44.8%	Game: 29-62			46.8%	Deadball Rebounds 3				
3FG % 1st Half: 6-15			40.0%	2nd half: 3-11			27.3%	Game: 9-26			34.6%					
FT % 1st Half: 3-5			60.0%	2nd half: 11-17			64.7%	Game: 14-22			63.6%					

Officials: Mike Nance, Garrick Shannon, Owen Shortt
Technical fouls: Pepperdine-None. Texas A&M-None.
Attendance: 6704

Score by periods	1st	2nd	Total	Points	In Paint	Off T/O	2nd Chance	Fast Break	Bench
Pepperdine	28	37	65	32	14	20	7	20	21
Texas A&M	41	40	81	30	20	19	16	20	21

Game #7: #9 A&M 78, UTRGV 60 (College Station) 11/30

UTRGV 60 • 3-6

#	Player		Total		3-Ptr		Rebounds			PF	TP					Min
			FG-FGA	FG-FGA	FT-FTA	Off	Def	Tot	A			TO	Blk	Stl		
04	Nick Dixon	*	5-14	1-5	2-2	2	4	6	1	13	3	1	0	0	26	
10	Moe McDonald	*	0-4	0-1	2-2	0	2	2	1	2	2	0	0	0	14	
11	Lesley Varner Jr.	*	1-8	1-3	0-0	1	2	3	0	3	0	0	0	2	17	
25	Xavier McDaniel Jr.	*	2-9	0-4	2-2	1	5	6	3	6	1	0	2	0	21	
32	Adonis Rwabigwi	*	0-3	0-0	0-0	1	0	1	3	0	0	0	0	0	8	
00	Greg Bowie		4-11	1-5	0-0	1	2	3	1	9	2	0	0	2	27	
13	Lew Stallworth		1-3	1-3	0-0	0	1	1	1	3	4	0	0	0	14	
14	Javon Levi		0-2	0-1	1-2	0	0	0	2	1	4	3	0	2	17	
20	Johnny Crnogorac		0-1	0-0	0-0	3	0	3	3	0	0	3	0	0	7	
21	Mike Hoffman		4-10	1-4	2-3	0	2	2	3	11	0	0	0	1	21	
22	Jordan Jackson		0-1	0-1	0-0	0	0	0	0	0	0	0	0	0	6	
23	Dan Kimasa		5-6	0-0	2-2	3	5	8	5	12	0	2	0	1	20	
24	Marlon Williams		0-0	0-0	0-0	0	0	0	0	0	0	0	0	0	2	
Team						3	1	4								
Totals			22-72	5-27	11-13	15	24	39	23	60	16	9	2	8	200	
FG % 1st Half: 9-38 23.7% 2nd half: 13-34 38.2% Game: 22-72 30.6% Deadball Rebounds 0,1																
3FG % 1st Half: 3-17 17.6% 2nd half: 2-10 20.0% Game: 5-27 18.5%																
FT % 1st Half: 7-8 87.5% 2nd half: 4-5 80.0% Game: 11-13 84.6%																

Texas A&M 78 • 7-0

#	Player		Total		3-Ptr		Rebounds			PF	TP					Min
			FG-FGA	FG-FGA	FT-FTA	Off	Def	Tot	A			TO	Blk	Stl		
01	D.J. Hogg	*	6-11	4-7	1-1	2	8	10	2	17	0	3	1	0	28	
03	Admon Gilder	*	5-9	3-5	4-5	1	4	5	1	17	4	2	0	0	24	
13	Duane Wilson	*	1-6	0-4	4-4	0	0	0	0	6	7	1	1	3	25	
34	Tyler Davis	*	6-7	0-0	1-7	3	4	7	3	13	3	3	1	0	27	
44	Robert Williams	*	1-1	0-0	2-4	2	12	14	2	4	3	0	3	0	25	
00	Jay Jay Chandler		1-3	0-1	2-2	1	0	1	2	4	0	0	0	2	14	
02	T.J. Starks		1-5	0-3	0-0	0	0	0	1	2	0	0	0	0	9	
04	J.J. Caldwell		0-1	0-0	2-2	0	1	1	1	2	1	0	0	1	15	
05	Savion Flagg		2-3	0-1	0-0	1	3	4	2	4	0	2	0	0	9	
10	Tonny Trocha-Morelos		3-8	1-1	2-5	0	4	4	0	9	0	2	1	0	19	
12	Chris Collins		0-1	0-1	0-0	0	0	0	0	0	0	0	0	0	2	
15	Isiah Jasey		0-0	0-0	0-0	0	0	0	1	0	0	0	0	0	3	
Team						0	1	1								
Totals			26-55	8-23	18-30	10	37	47	15	78	18	13	7	6	200	
FG % 1st Half: 14-30			46.7%	2nd half: 12-25	48.0%	Game: 26-55			47.3%	Deadball Rebounds 6						
3FG % 1st Half: 4-12			33.3%	2nd half: 4-11	36.4%	Game: 8-23			34.8%							
FT % 1st Half: 8-14			57.1%	2nd half: 10-16	62.5%	Game: 18-30			60.0%							

Officials: Pat Adams, John Hampton, Rusty Phillips
Technical fouls: UTRGV-None. Texas A&M-None.
Attendance: 7121

Score by periods	1st	2nd	Total	Points	In Paint	Off T/O	2nd Chance	Fast Break	Bench
UTRGV	28	32	60	12	13	11	4	36	21
Texas A&M	40	38	78	36	11	12	10	21	

Game #6: #16 A&M 75, #10 USC 59 (Los Angeles, CA) 11/26

Texas A&M 75 • 6-0

#	Player		Total		3-Ptr	Rebounds			PF	TP	A				Min
			FG-FGA	FG-FGA	FT-FTA	Off	Def	Tot			To	Blk	Stl		
01	D.J. Hogg	f	4-11	3-7	4-4	0	8	8	1	15	4	0	1	3	37
44	Robert Williams	f	2-4	0-0	0-1	2	6	8	3	4	1	0	4	1	23
34	Tyler Davis	c	4-11	0-1	2-4	6	2	8	3	10	2	2	2	0	28
03	Admon Gilder	g	4-9	1-2	0-0	2	8	10	2	9	3	2	0	0	30
13	Duane Wilson	g	5-12	1-3	2-2	0	3	3	0	13	2	4	0	0	23
00	Jay Jay Chandler		0-0	0-0	0-0	0	0	0	1	0	0	0	0	0	3
02	T.J. Starks		5-9	0-1	0-0	0	3	3	0	10	1	2	0	0	14
04	J.J. Caldwell		2-2	0-0	0-0	0	2	2	1	4	2	1	0	2	17
10	Tonny Trocha-Morelos		5-12	0-3	0-0	3	4	7	3	10	0	2	0	0	25
Team						2	1	3				1			
Totals			31-70	5-17	8-11	15	37	52	14	75	15	14	7	6	200
FG % 1st Half: 17-38 44.7%			2nd half: 14-32 43.8%	Game: 31-70 44.3%									Deadball Rebounds 3,2		
3FG % 1st Half: 4-12 33.3%			2nd half: 1-5 20.0%	Game: 5-17 29.4%											
FT % 1st Half: 0-0 0.0%			2nd half: 8-11 72.7%	Game: 8-11 72.7%											

GAME-BY-GAME BOX SCORES

Game #9: #7 A&M 73, Prairie View A&M 53 (College Station) 12/9

Prairie View A&M 53 • 2-7

#	Player	Total		3-Ptr		Rebounds			PF	TP	A TO Blk Stl				Min
		FG-FGA	FG-FGA	FT-FTA	FT-FTA	Off	Def	Tot			A	TO	Blk	Stl	
03	Gary Blackston	* 6-19	2-5	3-5	3-5	0	5	5	2	17	2	4	0	0	37
11	Dennis Jones	* 3-9	0-0	4-9	4-9	0	1	1	4	10	4	0	0	2	39
12	J.D. Wallace	* 2-3	0-0	1-2	3	6	9	2	5	0	1	0	1	0	30
13	Iwin Ellis	* 1-2	0-0	0-0	2	3	5	2	2	2	0	1	0	0	21
14	Zachary Hamilton	* 8-22	1-7	1-3	3	5	8	1	18	0	3	1	0	0	30
01	Keion Alexander	0-0	0-0	1-2	0	1	1	1	1	1	0	0	0	0	9
04	Juan Hood	0-0	0-0	0-0	0	0	0	1	0	0	0	0	0	0	4
21	Shay'Rone Jett	0-1	0-0	0-0	0	1	1	2	0	0	0	0	0	0	9
24	Jordan Lumpkins	0-2	0-0	0-0	1	0	1	2	0	0	0	0	0	0	7
30	Austin Starr	0-3	0-3	0-0	0	0	0	3	0	0	2	0	0	1	14
Team						2		1	3						
Totals		20-61	3-15	10-21	11	23	34	20	53		8	10	2	4	200
FG % 1st Half: 12-30 40.0% 2nd half: 8-31 25.8% Game: 20-61 32.8%															
3FG % 1st Half: 1-1 20.0% 2nd half: 2-10 20.0% Game: 3-15 20.0%															
FT % 1st Half: 4-9 44.4% 2nd half: 6-12 50.0% Game: 10-21 47.6%															
Deadball Rebounds 6															

Texas A&M 73 • 8-1

#	Player	Total		3-Ptr		Rebounds			PF	TP	A TO Blk Stl				Min
		FG-FGA	FG-FGA	FT-FTA	FT-FTA	Off	Def	Tot			A	TO	Blk	Stl	
01	D.J. Hogg	* 4-7	2-4	2-2	0	5	5	3	12	2	3	0	0	0	26
03	Admon Gilder	* 5-9	2-5	2-2	3	3	6	1	14	2	2	0	1	1	29
13	Duane Wilson	* 1-6	0-2	3-6	1	0	1	3	5	2	2	0	2	0	26
34	Tyler Davis	* 4-5	0-0	0-1	1	4	5	2	8	2	0	4	1	0	20
04	Robert Williams	* 4-4	0-0	0-1	2	14	16	2	8	2	5	4	0	0	26
00	Jay Jay Chandler	2-4	0-2	2-2	0	1	1	3	6	2	0	0	0	0	10
02	T.J. Starks	3-8	0-2	1-3	0	0	0	2	7	1	1	0	0	0	17
04	J.J. Caldwell	0-0	0-0	0-0	0	0	0	0	0	1	1	0	1	0	4
05	Savion Flagg	1-4	0-1	0-0	2	2	4	0	2	0	0	0	0	0	13
10	Tonny Trocha-Morelos	4-8	1-2	2-3	3	4	7	2	11	3	0	0	0	1	22
11	Mark French	0-0	0-0	0-0	0	0	0	1	0	0	0	0	0	0	1
12	Chris Collins	0-1	0-0	0-0	0	0	0	1	0	0	1	0	0	0	3
15	Isiah Jasey	0-0	0-0	0-0	0	1	1	1	0	0	0	0	0	0	2
22	Frank Byers	0-0	0-0	0-0	0	0	0	0	0	0	0	0	0	0	1
Team						1		1	2						
Totals		28-56	5-18	12-20	13	35	48	21	73		15	17	8	6	200
FG % 1st Half: 14-26 53.8% 2nd half: 14-30 46.7% Game: 28-56 50.0%															
3FG % 1st Half: 3-11 27.3% 2nd half: 2-7 28.6% Game: 5-18 27.8%															
FT % 1st Half: 6-10 60.0% 2nd half: 6-10 60.0% Game: 12-20 60.0%															
Deadball Rebounds 0															

Officials: Mike Nance, K.B. Burdett Jr, Marc Ellard
Technical fouls: Prairie View A&M-None. Texas A&M-None.
Attendance: 7804

Score by periods				1st	2nd	Total
Prairie View A&M				29	24	53
Texas A&M				37	36	73

Points	In Paint	Off T/O	2nd Chance	Fast Break	Bench
PV	28	16	6	12	1
TAMU	42	6	20	12	26

Game #11: #11 A&M 64, Northern Kentucky 58 (College Station) 12/19

Northern Kentucky 58 • 7-5

#	Player	Total		3-Ptr		Rebounds			PF	TP	A TO Blk Stl				Min
		FG-FGA	FG-FGA	FT-FTA	FT-FTA	Off	Def	Tot			A	TO	Blk	Stl	
01	Jordan Garnett	* 6-12	3-5	0-0	1	2	3	2	15	0	0	0	2	3	35
05	Jalen Tate	* 0-0	0-0	0-0	0	2	2	4	0	2	1	1	1	1	18
23	Carson Williams	* 4-9	0-1	1-6	1	4	5	1	9	0	2	0	1	1	28
30	Lavone Holland II	* 5-12	2-8	0-0	0	6	6	4	12	7	2	0	1	1	35
34	Drew Mcdonald	* 6-19	1-6	3-4	2	9	11	2	16	2	2	0	0	0	35
04	Jeff Garrett	0-0	0-0	0-0	0	1	1	0	0	0	0	0	0	0	4
11	Mason Faulkner	1-4	1-4	0-0	1	4	5	1	3	2	2	0	0	0	20
15	Tyler Sharpe	0-2	0-2	0-0	0	0	0	1	0	1	0	0	0	0	8
32	Dantez Walton	1-5	0-2	1-2	3	3	6	5	3	0	0	0	0	0	16
33	Chris Vogt	0-0	0-0	0-0	0	0	0	0	0	0	0	0	0	0	1
Team						0		0	0						
Totals		23-63	7-28	5-12	8	31	39	20	58		14	9	1	5	200
FG % 1st Half: 11-34 32.4% 2nd half: 12-29 41.4% Game: 23-63 36.5%															
3FG % 1st Half: 1-15 6.7% 2nd half: 6-13 46.2% Game: 7-28 25.0%															
FT % 1st Half: 0-2 0.0% 2nd half: 5-10 50.0% Game: 5-12 41.7%															
Deadball Rebounds 4															

Texas A&M 64 • 10-1

#	Player	Total		3-Ptr		Rebounds			PF	TP	A TO Blk Stl				Min
		FG-FGA	FG-FGA	FT-FTA	FT-FTA	Off	Def	Tot			A	TO	Blk	Stl	
01	D.J. Hogg	* 1-8	1-7	1-2	0	6	6	2	4	2	0	0	2	3	35
04	J.J. Caldwell	* 1-4	0-0	4-6	1	7	8	2	6	4	3	1	0	0	32
10	Tonny Trocha-Morelos	* 3-11	0-4	3-4	4	2	6	1	9	1	0	2	0	0	26
13	Duane Wilson	* 6-16	1-6	3-4	0	4	4	2	16	3	2	0	1	0	32
34	Tyler Davis	* 7-12	0-1	0-0	2	8	10	3	14	3	1	3	0	0	37
00	Jay Jay Chandler	1-4	0-2	1-1	0	0	0	1	3	0	3	0	0	0	9
05	Savion Flagg	4-7	0-0	4-6	5	5	10	0	12	0	2	0	2	2	25
12	Chris Collins	0-0	0-0	0-0	0	0	0	1	0	0	1	0	0	0	4
Team						2		2	4						
Totals		23-62	2-20	16-23	14	34	48	12	64		13	12	6	5	200
FG % 1st Half: 13-33 39.4% 2nd half: 10-29 34.5% Game: 23-62 37.1%															
3FG % 1st Half: 2-11 18.2% 2nd half: 0-9 0.0% Game: 2-20 10.0%															
FT % 1st Half: 1-1 100.0 2nd half: 15-22 68.2% Game: 16-23 69.6%															
Deadball Rebounds 1,1															

Officials: Olandis Poole, John Hampton, Garrick Shannon
Technical fouls: Northern Kentucky-None. Texas A&M-None.
Attendance: 6595

Score by periods				1st	2nd	Total
Northern Kentucky				23	35	58
Texas A&M				29	35	64

Points	In Paint	Off T/O	2nd Chance	Fast Break	Bench
NKU-M	32	7	4	9	6
TAMU	36	9	18	6	15

Game #10: #9 A&M 113, Savannah State 66 (College Station) 12/13

Savannah State 66 • 3-9																
##	Player		Total		3-Ptr		Rebounds			PF	TP	A TO Blk Stl				Min
			FG-FGA	FG-FGA	FT-FTA	Off	Def	Tot	A			TO	Blk	Stl		
01	Austin Dasent	*	1-3	1-2	0-0	1	1	2	0	3	1	1	0	0	9	
03	Zach Sellers		4-9	2-4	0-0	0	2	2	0	10	3	2	0	0	28	
05	Javaris Jenkins	*	7-15	4-11	0-0	2	2	4	2	18	3	3	2	2	24	
10	Maricus Glenn	*	1-4	0-1	0-0	1	3	4	3	2	1	2	1	0	18	
22	Dexter Mcclanahan	*	4-14	1-6	1-2	2	2	4	1	10	0	4	0	1	23	
02	Ralukee Orizu		2-3	0-0	0-0	0	4	4	1	4	0	1	0	0	20	
04	John Grant		1-7	1-5	0-0	0	2	2	3	3	1	0	0	0	15	
14	Alante Fenner		3-9	1-3	2-2	3	2	5	0	9	3	1	0	1	26	
15	Isaiah Felder		0-2	0-2	0-0	0	0	0	1	0	2	0	0	0	5	
30	Jahir Cabeza		1-5	1-3	1-3	0	2	2	0	4	0	1	2	2	21	
32	Chris Dubose		1-1	1-1	0-0	0	0	0	0	3	0	0	0	0	3	
55	Ty'Lik Evans		0-2	0-2	0-0	0	0	0	2	0	0	1	0	0	8	
Team						2	4	6								
Totals			25-74	12-40	4-7	11	24	35	13	66	14	16	5	7	200	
FG % 1st Half: 12-37			32.4%	2nd half: 13-37	35.1%	Game: 25-74			33.8%	Deadball						
3FG % 1st Half: 9-23			39.1%	2nd half: 3-17	17.6%	Game: 12-40			30.0%	Rebounds						
FT % 1st Half: 0-0			0.0%	2nd half: 4-7	57.1%	Game: 4-7			57.1%	2						

GAME-BY-GAME BOX SCORES

Game #13: Alabama 79, #16 A&M 57 (Tuscaloosa)

12/30

Game #14: Florida 83, #11 A&M 66 (College Station)

1/2

Texas A&M 57 • 11-2, 0-1

#	Player	Total		3-Ptr		Rebounds			PF	TP	A TO Blk Stl				Min
		FG-FGA	FG-FGA	FT-FTA	Off Def Tot	PF	TP	A TO Blk Stl							
05	Savion Flagg	f	2-7	0-3	0-0	3	6	9	4	4	1	0	0	0	28
34	Tyler Davis	f	6-12	1-1	1-1	3	3	6	4	14	1	3	0	0	29
10	Tonny Trocha-Morelos	c	2-7	1-4	2-4	4	2	6	2	7	1	1	0	1	25
00	Jay Jay Chandler	g	2-8	0-4	2-3	0	1	1	2	6	3	2	0	0	23
13	Duane Wilson	g	3-11	0-3	3-3	0	1	1	1	9	3	1	0	1	32
02	T.J. Starks		1-10	0-3	0-0	1	2	3	3	2	0	1	0	2	20
04	J.J. Caldwell		0-3	0-1	1-2	2	2	4	2	1	0	2	0	1	16
12	Chris Collins		0-1	0-1	0-0	0	0	0	0	0	0	0	0	1	4
15	Isiah Jasey		0-0	0-0	0-0	0	0	0	0	0	0	0	0	0	2
44	Robert Williams		5-10	0-0	4-7	5	3	8	1	14	0	2	2	1	21
Team					2	3	5								
Totals			21-69	2-20	13-20	20	23	43	19	57	9	12	2	7	200
FG % 1st Half: 11-37 29.7% 2nd half: 10-32 31.3% Game: 21-69 30.4% Deadball Rebounds 3															
3FG % 1st Half: 0-10 0.0% 2nd half: 2-10 20.0% Game: 2-20 10.0%															
FT % 1st Half: 6-7 85.7% 2nd half: 7-13 53.8% Game: 13-20 65.0%															

Alabama 79 • 9-4, 1-0

#	Player	Total		3-Ptr		Rebounds			PF	TP	A TO Blk Stl				Min
		FG-FGA	FG-FGA	FT-FTA	Off Def Tot	PF	TP	A TO Blk Stl							
00	Donta Hall	f	7-8	0-0	3-3	2	4	6	3	17	1	2	2	0	28
25	Braxton Key	f	1-3	0-1	0-0	3	3	6	4	2	2	0	0	2	20
02	Collin Sexton	g	3-12	1-6	9-10	0	3	3	1	16	2	3	0	1	29
12	Dazon Ingram	g	5-12	1-6	5-6	0	6	6	3	16	3	3	0	3	30
23	John Petty	g	6-10	5-9	1-1	0	4	4	1	18	3	2	2	0	32
03	Alex Reese		0-0	0-0	0-0	0	1	1	1	0	0	0	0	0	3
04	Daniel Giddens		1-4	0-0	0-0	0	2	2	1	2	0	0	2	0	15
05	Avery Johnson Jr		0-3	0-1	2-2	1	2	3	2	2	0	1	0	1	12
10	Herbert Jones		2-3	0-0	0-2	2	6	8	2	4	2	1	1	0	21
15	Tyler Barnes		0-1	0-1	0-0	0	0	0	0	0	0	0	0	0	1
24	Lawson Schaffer		0-0	0-0	0-0	0	0	0	1	0	1	0	0	0	2
30	Galin Smith		1-2	0-0	0-0	1	0	1	1	2	0	0	2	0	7
Team					1	0	1	2							
Totals			26-58	7-24	20-24	10	32	42	20	79	14	12	9	7	200
FG % 1st Half: 12-32 37.5% 2nd half: 14-26 53.8% Game: 26-58 44.8% Deadball Rebounds 3															
3FG % 1st Half: 3-12 25.0% 2nd half: 4-12 33.3% Game: 7-24 29.2%															
FT % 1st Half: 8-11 72.7% 2nd half: 12-13 92.3% Game: 20-24 83.3%															

Officials: Don Dally, Chuck Jones, Todd Austin
Technical fouls: Texas A&M-None. Alabama-None.
Attendance: 14218

Score by periods	1st	2nd	Total
Texas A&M	28	29	57
Alabama	35	44	79

	Points	In Paint	Off T/O	2nd Chance	Fast Break	Bench
TAMU	36	36	9	22	4	17
UA	36	15	13	6	10	

Florida 83 • 10-4, 2-0 SEC

#	Player	Total		3-Ptr		Rebounds			PF	TP	A TO Blk Stl				Min
		FG-FGA	FG-FGA	FT-FTA	Off Def Tot	PF	TP	A TO Blk Stl							
04	Egor Koulechov	*	7-13	5-6	0-0	1	3	4	2	19	2	0	0	3	32
05	KeVaughn Allen	*	3-7	1-5	0-0	0	2	2	2	7	5	0	2	0	30
11	Chris Chiozza	*	5-12	2-4	0-0	0	4	4	0	12	9	2	0	4	33
13	Kevarrius Hayes	*	4-4	0-0	0-0	1	6	7	2	8	4	0	5	1	33
25	Keith Stone	*	7-14	4-6	0-0	2	3	5	4	18	1	3	1	0	30
00	Mike Okauru		0-0	0-0	0-0	0	0	0	0	0	0	0	0	0	1
03	Jalen Hudson		4-6	3-4	0-1	0	2	2	1	11	0	1	0	0	15
12	Gorjok Gak		0-2	0-0	0-0	1	1	2	1	0	1	1	0	0	7
24	Deaundrae Ballard		3-6	2-3	0-0	0	1	1	0	8	3	0	0	0	19
Team					1	1	2								
Totals			33-64	17-28	0-1	6	23	29	12	83	25	7	8	8	200
FG % 1st Half: 18-32 56.3% 2nd half: 15-32 46.9% Game: 33-64 51.6% Deadball Rebounds 0															
3FG % 1st Half: 10-16 62.5% 2nd half: 7-12 58.3% Game: 17-28 60.7%															
FT % 1st Half: 0-0 0.0% 2nd half: 0-1 0.0% Game: 0-1 0.0%															

Texas A&M 66 • 11-3, 0-2 SEC

#	Player	Total		3-Ptr		Rebounds			PF	TP	A TO Blk Stl				Min
		FG-FGA	FG-FGA	FT-FTA	Off Def Tot	PF	TP	A TO Blk Stl							
00	Jay Jay Chandler	*	7-11	3-4	0-0	1	2	3	2	17	2	3	0	1	28
04	J.J. Caldwell	*	4-10	0-1	1-1	0	2	2	1	9	7	3	0	0	36
05	Savion Flagg	*	2-7	2-4	0-0	3	4	7	0	6	3	2	0	0	31
34	Tyler Davis	*	5-11	1-3	1-2	3	4	7	0	12	1	2	2	0	33
44	Robert Williams	*	5-12	0-0	2-2	3	8	11	1	12	2	2	4	0	34
02	T.J. Starks		1-3	0-1	0-0	0	0	0	0	2	0	1	0	0	4
10	Tonny Trocha-Morelos		1-5	1-3	0-0	2	2	4	1	3	2	2	1	0	13
12	Chris Collins		1-3	1-3	0-0	0	3	3	3	3	0	0	0	0	18
15	Isiah Jasey		1-1	0-0	0-0	1	0	1	1	2	0	1	1	0	3
Team					0	1	1								
Totals			27-63	8-19	4-5	13	26	39	9	66	17	16	8	1	200
FG % 1st Half: 13-29 44.8% 2nd half: 14-34 41.2% Game: 27-63 42.9% Deadball Rebounds 1															
3FG % 1st Half: 3-5 60.0% 2nd half: 5-14 35.7% Game: 8-19 42.1%															
FT % 1st Half: 1-1 100.0 2nd half: 3-4 75.0% Game: 4-5 80.0%															

Officials: Anthony Jordan, Pat Adams, Lee Cassell
Technical fouls: Florida-None. Texas A&M-None.
Attendance: 12524

Score by periods	1st	2nd	Total
Florida	46	37	83
Texas A&M	30	36	66

	Points	In Paint	Off T/O	2nd Chance	Fast Break	Bench
UF	22	22	16	11	14	19
TAMU	36	36	7	8	8	10

Game #15: LSU 69, #9 A&M 68 (College Station)

1/6

LSU 69 • 10-4, 1-1 SEC

#	Player	Total		3-Ptr		Rebounds			PF	TP	A TO Blk Stl				Min
		FG-FGA	FG-FGA	FT-FTA	Off	Def	Tot								
01	Duop Reath	*	4-14	1-3	0-0	5	5	10	3	9	1	2	1	0	36
03	Tremont Waters	*	6-13	5-9	4-4	0	5	5	2	21	4	5	0	1	36
04	Skyilar Mays	*	3-11	2-7	3-4	0	5	5	1	11	6	1	0	0	30
05	Daryl Edwards	*	3-6	1-4	1-2	0	1	1	2	8	1	2	0	1	25
21	Aaron Epps	*	4-7	3-5	0-0	1	7	8	3	11	0	0	0	1	27
00	Brandon Sampson		1-4	0-0	0-1	0	1	1	0	2	1	1	0	2	18
02	Brandon Rachal		3-4	0-0	0-0	1	1	2	3	6	0	0	0	0	16
10	Galen Alexander		0-0	0-0	0-0	0	1	1	0	0	0	0	0	0	2
14	Randy Onwuasor		0-0	0-0	0-0	0	0	0	0	2	0	0	0	0	1
35	Mayan Kiir		0-0	0-0	0-0	1	0	1	1	0	0	0	1	1	3
44	Wayde Sims		0-1	0-0	1-2	0	0	0	4	1	0	1	0	0	6
Team						1	1	2							
Totals			24-60	12-28	9-13	9	27	36	21	69	13	13	2	6	200
FG % 1st Half: 12-34 35.3%		2nd half: 12-26 46.2%		Game: 24-60 40.0%		Deadball Rebounds 3									
3FG % 1st Half: 5-14 35.7%		2nd half: 7-14 50.0%		Game: 12-28 42.9%											
FT % 1st Half: 0-1 0.0%		2nd half: 9-12 75.0%		Game: 9-13 69.2%											

GAME-BY-GAME BOX SCORES

Game #21: #5 Kansas, 79, A&M 68 (Lawrence)

1/27

Texas A&M 68 • 13-8, 2-6 SEC

#	Player	Total			3-Ptr			Rebounds			PF	TP	A	TO	Blk	Stl	Min
		FG-FGA	FG-FGA	FT-FTA	Off	Def	Tot	Off	Def	Tot							
01	D.J. Hogg	f	4-10	1-5	0-0	3	3	6	3	9	3	1	0	0	0	30	30
44	Robert Williams	f	5-8	0-1	1-4	2	7	9	3	11	1	2	4	1	29	29	29
34	Tyler Davis	c	8-17	0-2	2-2	3	6	9	2	18	0	2	1	0	28	28	28
02	T.J. Starks	g	4-9	1-2	2-2	0	3	3	2	11	3	3	0	1	25	25	25
03	Admon Gilder	g	3-8	0-2	1-2	0	1	1	3	7	3	1	0	0	33	33	33
00	Jay Jay Chandler		0-1	0-0	0-0	1	0	1	0	0	0	2	0	0	7	7	7
04	J.J. Caldwell		0-2	0-0	0-0	1	0	1	0	0	1	1	0	0	5	5	5
05	Savion Flagg		0-0	0-0	0-0	0	0	0	0	0	1	0	0	0	10	10	10
10	Tonny Trocha-Morelos		3-6	2-4	1-1	3	4	7	2	9	2	0	0	1	23	23	23
13	Duane Wilson		1-3	1-2	0-0	0	1	1	0	3	1	1	1	1	10	10	10
	Team					1	1	2									
	Totals		28-64	5-18	7-11	14	26	40	15	68	15	14	6	4	200	200	200

FG % 1st Half: 12-33 36.4% 2nd half: 16-31 51.6% Game: 28-64 43.8% Deadball Rebounds 3
 3FG % 1st Half: 2-10 20.0% 2nd half: 3-8 37.5% Game: 5-18 27.8%
 FT % 1st Half: 1-2 50.0% 2nd half: 6-9 66.7% Game: 7-11 63.6%

Kansas 79 • 17-4, 6-2 Big 12

#	Player	Total			3-Ptr			Rebounds			PF	TP	A	TO	Blk	Stl	Min
		FG-FGA	FG-FGA	FT-FTA	Off	Def	Tot	Off	Def	Tot							
35	Udoka Azubuike	c	4-8	0-0	0-0	3	3	6	3	8	2	1	4	0	22	22	22
02	Lagerald Vick	g	4-9	2-4	0-0	1	2	3	2	10	2	2	1	0	32	32	32
04	Devonte' Graham	g	2-11	2-5	2-4	1	5	6	0	8	7	3	0	0	40	40	40
10	Svi Mykhailiuk	g	8-15	4-8	4-4	1	5	6	2	24	3	0	0	1	34	34	34
14	Malik Newman	g	6-13	2-7	1-3	1	6	7	0	15	1	1	0	2	37	37	37
00	Marcus Garrett		4-4	1-1	0-0	1	0	1	2	9	1	1	0	2	17	17	17
22	Silvio De Sousa		0-0	0-0	0-0	0	0	0	0	0	0	0	1	0	2	2	2
44	Mitch Lightfoot		2-2	1-1	0-0	1	1	2	2	5	0	0	0	0	16	16	16
	Team					1	1	2									
	Totals		30-62	12-26	7-11	10	23	33	11	79	16	9	6	5	200	200	200

FG % 1st Half: 16-35 45.7% 2nd half: 14-27 51.9% Game: 30-62 48.4% Deadball Rebounds 0
 3FG % 1st Half: 10-19 52.6% 2nd half: 2-7 28.6% Game: 12-26 46.2%
 FT % 1st Half: 3-4 75.0% 2nd half: 4-9 57.1% Game: 7-11 63.6%

Officials: Tom Eades, Gerry Pollard, Marques Pettigrew
 Technical fouls: Texas A&M-None. Kansas-Udoka Azubuike.
 Attendance: 16300

Score by periods	1st	2nd	Total						
Texas A&M	27	41	68	Points	In	Off	2nd	Fast	Bench
Kansas	45	34	79	TAMU	Paint	T/O	Chance	Break	
				KU	30	5	12	2	12
					30	24	13	15	14

Game #23: A&M 83, South Carolina 60 (College Station)

2/3

South Carolina 60 • 13-10, 4-6 SEC

#	Player	Total			3-Ptr			Rebounds			PF	TP	A	TO	Blk	Stl	Min
		FG-FGA	FG-FGA	FT-FTA	Off	Def	Tot	Off	Def	Tot							
05	Frank Booker	*	2-9	2-7	0-0	0	2	2	1	6	0	0	0	1	18	18	18
15	Wesley Myers	*	1-2	0-1	0-0	0	0	0	2	2	1	1	0	0	8	8	8
21	Maik Kotsar	*	1-3	0-0	0-0	0	3	3	2	2	0	1	0	0	15	15	15
23	Evan Hinson	*	2-4	1-2	1-2	0	1	1	0	6	0	1	0	1	17	17	17
30	Chris Silva	*	3-16	0-0	6-8	5	3	8	3	12	1	0	2	0	25	25	25
00	David Beatty		0-5	0-2	0-0	1	0	1	1	0	1	1	0	0	9	9	9
01	Kory Holdy		0-5	0-2	0-0	1	2	3	1	0	2	2	0	0	9	9	9
02	Hassani Gravett		3-6	2-3	0-0	2	2	4	3	8	4	2	0	0	32	32	32
10	Justin Minaya		5-11	1-4	5-5	6	1	7	0	16	1	2	0	0	26	26	26
12	Khadim Gueye		0-0	0-0	0-0	2	1	3	2	0	0	0	0	0	9	9	9
13	Felipe Haase		1-3	1-3	2-2	1	2	3	1	5	1	1	0	1	13	13	13
14	I Famouke Doumbia		0-2	0-1	0-0	0	0	0	1	0	0	0	0	1	5	5	5
33	Jason Cudd		1-3	0-0	1-1	3	0	3	3	3	1	0	0	0	14	14	14
	Team					1	3	4									
	Totals		19-69	7-25	15-18	22	20	42	20	60	12	12	2	4	200	200	200

FG % 1st Half: 8-38 21.1% 2nd half: 11-31 35.5% Game: 19-69 27.5% Deadball Rebounds 2
 3FG % 1st Half: 2-12 16.7% 2nd half: 5-13 38.5% Game: 7-25 28.0%
 FT % 1st Half: 9-10 90.0% 2nd half: 6-8 75.0% Game: 15-18 83.3%

Texas A&M 83 • 15-8; 4-6 SEC

#	Player	Total			3-Ptr			Rebounds			PF	TP	A	TO	Blk	Stl	Min
		FG-FGA	FG-FGA	FT-FTA	Off	Def	Tot	Off	Def	Tot							
01	D.J. Hogg	*	3-5	2-4	2-2	0	2	2	2	10	2	0	1	1	23	23	23
02	T.J. Starks	*	3-10	1-3	2-2	0	0	0	0	9	2	1	0	0	20	20	20
03	Admon Gilder	*	5-8	0-3	5-6	1	3	4	2	15	3	1	0	3	28	28	28
34	Tyler Davis	*	4-6	0-0	4-6	2	5	7	3	12	1	3	1	2	19	19	19
44	Robert Williams	*	5-5	0-0	1-1	1	8	9	1	11	0	1	5	2	21	21	21
00	Jay Jay Chandler		1-5	0-1	2-2	0	2	2	0	4	2	1	0	0	12	12	12
04	J.J. Caldwell		0-0	0-0	0-0	1	0	1	0	0	0	0	0	0	2	2	2
05	Savion Flagg		3-5	1-3	0-1	1	2	3	0	7	3	1	0	0	17	17	17
10	Tonny Trocha-Morelos		1-6	1-4	2-2	1	2	3	3	5	1	0	2	0	24	24	24
12	Chris Collins		1-1	1-1	0-0	0	0	0	0	3	0	0	0	1	2	2	2
13	Duane Wilson		1-2	1-1	0-2	0	1	1	2	3	6	1	0	2	18	18	18
15	Isiah Jasey		2-2	0-0	0-0	0	1	1	1	4	0	2	2	0	14	14	14
	Team					2	3	5									
	Totals		29-55	7-20	18-24	9	29	38	14	83	20	11	11	11	200	200	200

FG % 1st Half: 17-27 63.0% 2nd half: 12-28 42.9% Game: 29-55 52.7% Deadball Rebounds 3
 3FG % 1st Half: 4-8 50.0% 2nd half: 3-12 25.0% Game: 7-20 35.0%
 FT % 1st Half: 11-15 73.3% 2nd half: 7-9 77.8% Game: 18-24 75.0%

Officials: Joe Lindsay, Terry Wymer, Gerry Pollard
 Technical fouls: South Carolina-Kory Holden. Texas A&M-None.
 Attendance: 10504

Score by periods	1st	2nd	Total						
South Carolina	27	33	60	Points	In	Off	2nd	Fast	Bench
Texas A&M	49	34	83	SC	Paint	T/O	Chance	Break	
				TAMU	40	19	10	17	26

Game #22: A&M 80, Arkansas 66 (College Station)

1/31

Arkansas 66 • 15-7, 4-5 SEC

#	Player	Total			3-Ptr			Rebounds			PF	TP	A	TO	Blk	Stl	Min
		FG-FGA	FG-FGA	FT-FTA	Off	Def	Tot	Off	Def	Tot							
00	Jaylen Barford	*	7-16	3-7	2-2	3	2	5	4	19	4	4	0	0	28	28	28
05	Arlando Cook	*	0-3	0-0	0-0	0	1	1	0	0	0	0	0	1	13	13	13
10	Daniel Gafford	*	2-4	0-0	1-2	2	2	4	4	5	0	0	1	0	20	20	20
20	Darius Hall	*	6-6	1-1	0-2	0	7	7	2	13	1	4	1	2	35	35	35
31	Anton Beard	*	2-9	1-4	2-4	2	1	3	2	7	2	3	0	1	25	25	25
01	Trey Thompson		0-4	0-0	0-0	0	2	2	5	0	2	1	3	0	25	25	25
04	Daryl Macon		7-16	3-9	3-3	1	3	4	2	20	4	1	0	2	31	31	31
13	Dustin Thomas		1-2	0-0	0-0	0	3	3	3	2	0	0	2	1	18	18	18
22	Gabe Osabuohien		0-0	0-0	0-0	0	0	0	0	0	0	0	0	0	1	1	1
23	C.J. Jones		0-1	0-1	0-0	0	0	0	0	0	0	0	0	0	4	4	4
	Team					0	1	1									
	Totals		25-61	8-22	8-13	8	22	30	22	66	13	13	7	7	200	200	200

FG % 1st Half: 13-29 44.8% 2nd half: 12-32 37.5% Game: 25-61 41.0% Deadball Rebounds 4
 3FG % 1st Half: 2-9 22.2% 2nd half: 6-13 46.2% Game: 8-22 36.4%
 FT % 1st Half: 4-5 80.0% 2nd half: 4-8 50.0% Game: 8-13 61.5%

Texas A&M 80 • 14-8, 3-6 SEC

#

GAME-BY-GAME BOX SCORES

Game #25: A&M 85, #24 Kentucky 74 (College Station) 2/10

Kentucky 74 • 17-8; 6-6 SEC															
##	Player	Total		3-Ptr		Rebounds			PF	TP	A	TO	Blk	Stl	Min
		FG-FGA	FG-FGA	FT-FTA	Off	Def	Tot								
03	Hamidou Diallo	* 5-11	1-4	2-4	1	1	2	4	13	0	0	0	0	0	20
04	Nick Richards	* 1-3	0-0	0-0	1	1	2	1	2	0	2	1	0	0	14
05	Kevin Knox	* 7-15	3-5	1-1	0	5	5	2	18	4	1	0	0	0	36
22	Gilgeous-Alexander	* 9-12	0-0	1-3	0	3	3	0	19	8	4	2	2	0	38
25	PJ Washington	* 1-6	0-0	3-7	2	6	8	1	5	1	2	1	0	0	22
00	Quade Green	3-7	2-5	0-0	1	3	4	3	8	1	0	0	0	0	26
02	Jarred Vanderbilt	3-7	0-0	1-2	3	4	7	5	7	1	3	0	0	0	24
12	Brad Calipari	0-0	0-0	0-0	0	1	1	0	0	0	0	0	0	0	2
32	Wenyen Gabriel	1-5	0-1	0-0	3	3	6	5	2	0	0	1	1	0	18
Team					2	3	5								
Totals		30-66	6-15	8-17	13	30	43	21	74	15	12	5	3	0	200
FG % 1st Half: 12-33 36.4% 2nd half: 18-33 54.5% Game: 30-66 45.5% Deadball Rebounds 4															
3FG % 1st Half: 3-7 42.9% 2nd half: 3-8 37.5% Game: 6-15 40.0%															
FT % 1st Half: 3-6 50.0% 2nd half: 5-11 45.5% Game: 8-17 47.1%															

Texas A&M 85 • 17-8, 6-6 SEC																
##	Player		Total		3-Ptr		Rebounds			PF	TP	A	TO	Blk	Stl	Min
			FG-FGA	FG-FGA	FT-FTA	Off	Def	Tot								
01	D.J. Hogg	*	5-10	4-7	2-3	3	7	10	1	16	3	1	0	0	0	33
02	T.J. Starks		6-17	1-4	4-6	0	1	1	1	17	4	4	0	2	31	
03	Admon Gilder	*	6-11	2-6	0-0	0	1	1	3	14	3	0	0	2	35	
34	Tyler Davis	*	3-7	0-1	6-8	2	4	6	4	12	0	0	2	0	0	31
44	Robert Williams	*	6-9	0-1	0-1	2	9	11	3	12	1	2	4	1	31	
00	Jay Jay Chandler		0-0	0-0	0-0	0	1	1	1	0	0	0	0	0	5	
05	Savion Flagg		1-1	0-0	0-0	1	1	2	1	2	1	1	0	0	7	
10	Tonny Trocha-Morelos		3-6	1-2	2-5	3	2	5	4	9	0	1	0	0	0	16
13	Duane Wilson		1-5	1-2	0-0	0	1	1	0	3	4	0	0	0	0	11
Team						1	1	2								
Totals				31-66	9-23	14-23	12	28	40	18	85	16	9	6	5	200
FG % 1st Half: 11-36 30.6% 2nd half: 20-30 66.7% Game: 31-66 47.0% Deadball Rebounds 2																
3FG % 1st Half: 2-14 14.3% 2nd half: 7-9 77.8% Game: 9-23 39.1%																
FT % 1st Half: 2-6 33.3% 2nd half: 12-17 70.6% Game: 14-23 60.9%																

Officials: Ted Valentine, Patrick Evans, Darron George
Technical fouls: Kentucky-None. Texas A&M-None.
Attendance: 13263

Score by periods	1st	2nd	Total		In	Off	2nd	Fast	
Kentucky	30	44	74	Points	Paint	T/O	Chance	Break	Bench
Texas A&M	26	59	85	UK	38	17	11	10	17
				TAMU	36	16	13	18	14

Game #26: Missouri 62, #21 A&M 58 (Columbia) 2/13

Texas A&M 58 • 17-9, 6-7															
##	Player	Total		3-Ptr	Rebounds			PF	TP	A	TO	Blk	Stl	Min	
		FG-FGA	FG-FGA	FT-FTA	Off	Def	Tot								
01	D.J. Hogg	* 6-10	1-5	0-0	2	4	6	2	13	1	4	0	1	34	
02	T.J. Starks	* 6-17	2-6	0-0	0	0	0	2	14	1	4	0	1	29	
03	Admon Gilder	* 5-12	2-5	2-2	2	5	7	3	14	1	4	0	1	38	
34	Tyler Davis	* 2-2	0-0	1-2	1	7	8	3	5	1	2	0	0	25	
44	Robert Williams	* 4-9	0-2	2-2	2	7	9	1	10	0	1	0	0	28	
05	Savion Flagg	1-2	0-0	0-0	2	2	4	1	2	0	2	0	0	10	
10	Tonny Trocha-Morelos	0-6	0-3	0-0	1	3	4	4	0	0	0	0	1	15	
12	Chris Collins	0-4	0-2	0-0	0	1	1	1	0	0	0	0	0	14	
15	Isiah Jasey	0-0	0-0	0-0	0	2	2	0	0	0	0	0	0	7	
Team					3	2	5								
Totals		24-62	5-23	5-6	13	33	46	17	58	4	17	0	4	200	
FG % 1st Half: 10-31		32.3%	2nd half: 14-31	45.2%	Game: 24-62		38.7%	Deadball Rebounds 1							
3FG % 1st Half: 1-13		7.7%	2nd half: 4-10	40.0%	Game: 5-23		21.7%								
FT % 1st Half: 0-0		0.0%	2nd half: 5-6	83.3%	Game: 5-6		83.3%								

Missouri 62 • 18-8, 8-5															
##	Player	Total		3-Ptr	Rebounds				PF	TP	A	TO	Blk	Stl	Min
		FG-FGA	FG-FGA	FT-FTA	Off	Def	Tot								
03	Robertson, Kassius	* 6-11	2-5	2-3	0	4	4	1	16	2	2	0	3	39	
21	Barnett, Jordan	* 6-13	3-8	0-0	1	2	3	0	15	2	1	0	3	36	
23	Tilmon, Jeremiah	* 4-12	0-0	6-9	2	1	3	3	14	1	0	2	1	28	
24	Puryear, Kevin	* 1-3	0-0	2-4	1	1	2	1	4	2	1	0	0	23	
33	Vanleer, Cullen	* 1-2	0-1	0-0	0	1	1	0	2	0	0	0	0	14	
11	Porter, Jontay	4-13	1-5	2-2	0	9	9	2	11	2	1	0	0	25	
14	Nikko, Reed	0-1	0-0	0-0	0	1	1	1	0	0	1	1	0	4	
15	Geist, Jordan	0-1	0-1	0-0	0	5	5	1	0	5	2	0	3	31	
	Team				1	1	2								
Totals		22-56	6-20	12-18	5	25	30	9	62	14	8	3	10	200	
FG % 1st Half: 11-27		40.7%	2nd half: 11-29	37.9%	Game: 22-56		39.3%	Deadball Rebounds 2							
3FG % 1st Half: 3-8		37.5%	2nd half: 3-12	25.0%	Game: 6-20		30.0%								
FT % 1st Half: 4-7		57.1%	2nd half: 8-11	72.7%	Game: 12-18		66.7%								

Officials: Terry Oglesby, Pat Adams, James Breeding
Technical fouls: Texas A&M-None. Missouri-None.
Attendance: 15061

Score by periods			1st	2nd	Total			In	Off	2nd	Fast	
Texas A&M	21	37	58	Points	TAMU	28	0	15	2	2		
Missouri	29	33	62	MIZ	26	12	7	4	11			



JAY JAY CHANDLER

#0

FRESHMAN (HS) • GUARD • 6-4 • 180 LBS.
KATY, TEXAS • CINCO RANCH HS
MAJOR : SPORT MANAGEMENT

SEASON HIGHS				CAREER HIGHS			
PTS	17	vs Florida (1/2/18)		PTS	17	vs Florida (1/2/18)	
RBS	3	vs Buffalo (12/21/17) & Florida (1/2/18)		RBS	3	vs Buffalo (12/21/17) & Florida (1/2/18)	
AST	5	vs Savannah State (12/13/17)		AST	5	vs Savannah State (12/13/17)	
STL	2	vs UTRGV (11/30/17)		STL	2	vs UTRGV (11/30/17)	
BLK	1	vs Savannah State (12/13/17)		BLK	1	vs Savannah State (12/13/17)	
3PM	3	vs Florida (1/2/18)		3PM	3	vs Florida (1/2/18)	
MIN	28	vs Florida (1/2/18)		MIN	28	vs Florida (1/2/18)	

2017-18 GAME-BY-GAME STATISTICS

	Min	FG-A	Pct	3FG-A	Pct	FT-A	Pct	O-D-Tot	Avg	PF	FO	A	TO	Blk	Stl	Pts	Avg
N10 vs. West Virginia *	8	0-4	.000	0-1	.000	0-0	.000	0-2-2	2.0	0	0	0	2	0	0	0	0.0
N17 UCSB	20	3-6	.500	1-3	.333	1-1	1.000	0-1-1	1.5	4	0	1	0	0	1	8	4.0
N20 vs. Okla. State	5	0-1	.000	0-0	.000	0-0	.000	0-1-1	1.3	1	0	0	0	0	0	0	2.7
N21 vs. Penn State	14	1-2	.500	0-1	.000	2-2	1.000	1-0-1	1.3	2	0	1	0	0	0	4	3.0
N24 Pepperdine	11	4-6	.667	1-3	.333	1-2	.500	0-2-2	1.4	2	0	0	0	0	0	10	4.4
N26 at USC	3	0-0	.000	0-0	.000	0-0	.000	0-0-0	1.2	1	0	0	0	0	0	0	3.7
N30 UTRGV	14	1-3	.333	0-1	.000	2-2	1.000	1-0-1	1.1	2	0	0	0	0	2	4	3.7
D5 vs. Arizona	4	0-2	.000	0-0	.000	0-0	.000	0-0-0	1.0	0	0	1	0	0	0	0	3.3
D9 Prairie View A&M	10	2-4	.500	0-2	.000	2-2	1.000	0-1-1	1.0	3	0	0	2	0	0	6	3.6
D13 Savannah State	12	3-7	.429	0-1	.000	0-1	.000	2-0-2	1.1	2	0	5	0	1	1	6	3.8
D19 Northern Kentucky	9	1-4	.250	0-2	.000	1-1	1.000	0-0-0	1.0	1	0	0	3	0	0	3	3.7
D21 Buffalo *	24	4-6	.667	0-0	.000	2-4	.500	1-2-3	1.2	4	0	0	2	0	1	10	4.3
D30 at Alabama *	23	2-8	.250	0-4	.000	2-3	.667	0-1-1	1.2	2	0	3	2	0	0	6	4.4
J2 Florida *	28	7-11	.636	3-4	.750	0-0	.000	1-2-3	1.3	2	0	2	3	0	1	17	5.3
J6 LSU	14	1-3	.333	1-3	.333	2-2	1.000	1-0-1	1.3	3	0	1	0	0	0	5	5.3
J9 at Kentucky	2	0-0	.000	0-0	.000	0-0	.000	0-0-0	1.2	2	0	0	0	0	0	0	4.9
J13 at Tennessee								----- DID NOT PLAY -----									
J16 Ole Miss	5	0-0	.000	0-0	.000	0-0	.000	0-0-0	1.1	1	0	0	0	0	0	0	4.6
J20 Missouri	9	0-1	.000	0-0	.000	0-0	.000	0-0-0	1.1	1	0	2	0	0	0	0	4.4
J23 at LSU	20	3-6	.500	2-3	.667	2-2	1.000	0-1-1	1.1	1	0	0	2	0	1	10	4.7
J27 at Kansas	7	0-1	.000	0-0	.000	0-0	.000	1-0-1	1.1	0	0	0	2	0	0	0	4.5
J30 Arkansas	11	1-6	.167	0-3	.000	2-2	1.000	1-0-1	1.0	1	0	0	1	0	0	4	4.4
F3 South Carolina	12	1-5	.200	0-1	.000	2-2	1.000	0-2-2	1.1	0	0	2	1	0	0	4	4.4
F7 at Auburn	4	0-0	.000	0-0	.000	0-0	.000	0-0-0	1.0	0	0	0	0	0	0	0	4.2
F10 Kentucky	5	0-0	.000	0-0	.000	0-0	.000	0-1-1	1.0	1	0	0	0	0	0	0	4.0
F13 at Missouri								----- DID NOT PLAY -----									
F17 at Arkansas																	
F20 Mississippi State																	
F24 at Vanderbilt																	
F28 at Georgia																	
M3 Alabama																	
TOTALS (24 gp/ 4 gs)	274	34-86	.395	8-32	.250	21-26	.808	9-16-25	1.0	36	0	18	20	1	7	97	4.0

CAREER STATISTICS • ALL GAMES

	GP-GS	Min	Avg	FG-A	Pct	3FG-A	Pct	FT-A	Pct	O-D-Tot	Avg	PF	FO	A	TO	Blk	Stl	Pts	Avg
2017-18	24-4	274	11.4	34-86	.395	8-32	.250	21-26	.808	9-16-25	1.0	36	0	18	20	1	7	97	4.0
TOTAL	24-4	274	11.4	34-86	.395	8-32	.250	21-26	.808	9-16-25	1.0	36	0	18	20	1	7	97	4.0

CAREER STATISTICS • SEC GAMES ONLY


	GP-GS	Min	Avg	FG-A	Pct	3FG-A	Pct	FT-A	Pct	O-D-Tot	Avg	PF	FO	A	TO	Blk	Stl	Pts	Avg
2017-18	11-2	133	12.1	15-40	.375	6-18	.333	10-11	.909	3-7-10	0.9	14	0	10	9	0	2	46	4.2
TOTAL	11-2	133	12.1	15-40	.375	6-18	.333	10-11	.909	3-7-10	0.9	14	0	10	9	0	2	46	4.2

SEASON NOTES

Chipped in seven points in exhibition game against Texas (10/25) in eight minutes of action, going 5-for-6 from the charity stripe ... drew the start in exhibition win over Tarleton State (11/4), finishing with six points, five rebounds, two steals and an assist ... made start in convincing win against then No. 11 West Virginia (11/10) in Germany, tallied eight minutes and corralled a pair of rebounds against the Mountaineers ... played season-high 20 minutes against UCSB (11/17) in home-opener, scoring eight points and adding an assist, a steal and a rebound against the Gauchos ... pitched in four points in Legends Classic championship game against Oklahoma State (11/21), played 14 minutes and added a rebound and an assist against the Cowboys ... scored in double-figures for the first time in the Maroon & White in win against Pepperdine (11/24), finished with 10 points on 4-of-6 shooting from the floor ... drew second career start and finished with 10 points against Buffalo (12/21), tallied season-highs in points (10), rebounds (3) and minutes (24) against the Bulls ... exploded for season-high 17 points against Florida (1/2), connecting on a season-best trio of three-pointers ... reached double figure scoring for the fourth time on the season at LSU (1/23), finished 3-for-6 from the floor, including a pair of 3-point field goals.

PERSONAL

John Chandler III, was born in Katy, Texas, to John Chandler and Amanda Roberts ... has two brothers, Johnathan and Chris ... majoring in sport management.



JUNIOR (2L) • FORWARD • 6-9 • 220 LBS.
PLANO, TEXAS • PLANO WEST HS
MAJOR : SPORT MANAGEMENT

D.J. HOGG

Pronunciation guide

HOEG [rhymes with rogue]

#1

SEASON HIGHS

CAREER HIGHS

PTS	24	vs UCSB (11/17/17)	PTS	25	vs CSUN (11/24/16) & at South Carolina (1/7/17)
RBS	10	vs. Kentucky (2/10/18) & vs UTRGV (11/30/17)	RBS	10	thrice, last vs Kentucky (2/10/18)
AST	7	at Auburn (2/7/18)	AST	9	vs A&M Corpus Christi (12/5/16)
STL	3	at USC (11/27/17)	STL	3	at LSU (2/4/17) & at USC (11/27/17)
BLK	5	at LSU (1/23/18)	BLK	5	at LSU (1/23/18)
3PM	5	vs UCSB (11/17/17) & Savannah State (12/13/17)	3PM	7	at South Carolina (1/7/17)
MIN	39	vs Penn State (11/21/17)	MIN	39	at Mississippi State (1/14/17) & Penn State (11/21/17)

2017-18 GAME-BY-GAME STATISTICS

	Min	FG-A	Pct	3FG-A	Pct	FT-A	Pct	O-D-Tot	Avg	PF	FO	A	TO	Blk	Stl	Pts	Avg
N 10 vs. West Virginia	30	5-8	.625	4-6	.667	5-5	1.000	1-6-7	7.0	3	0	6	3	0	2	19	19.0
N 17 UCSB	* 31	8-13	.615	5-7	.714	3-5	.600	2-4-6	6.5	0	0	3	2	2	1	24	21.5
N 20 vs. Okla. State	* 34	6-11	.545	4-7	.571	2-2	1.000	3-4-7	6.7	1	0	3	1	1	1	18	20.3
N 21 vs. Penn State	* 39	2-10	.200	1-4	.250	2-4	.500	2-5-7	6.8	3	0	4	1	2	1	7	17.0
N 24 Pepperdine	* 32	6-14	.429	4-9	.444	2-4	.500	3-6-9	7.2	2	0	2	1	3	1	18	17.2
N 26 at USC	* 37	4-11	.364	3-7	.429	4-4	1.000	0-8-8	7.3	1	0	4	0	1	3	15	16.8
N 30 UTRGV	* 28	6-11	.545	4-7	.571	1-1	1.000	2-8-10	7.7	2	0	0	3	1	0	17	16.9
D 5 vs. Arizona	* 23	3-5	.600	1-1	1.000	2-2	1.000	1-4-5	7.4	4	0	1	0	0	1	9	15.9
D 9 Prairie View A&M	* 26	4-7	.571	2-4	.500	2-2	1.000	0-5-5	7.1	3	0	2	3	0	0	12	15.4
D 13 Savannah State	* 25	6-11	.545	5-9	.556	1-2	.500	1-4-5	6.9	0	0	2	0	1	1	18	15.7
D 19 Northern Kentucky	* 35	1-8	.125	1-7	.143	1-2	.500	0-6-6	6.8	2	0	2	0	0	2	4	14.6
D 21 Buffalo								----- DID NOT PLAY -----									
D 30 at Alabama								----- DID NOT PLAY -----									
J 2 Florida								----- DID NOT PLAY -----									
J 6 LSU	* 36	3-9	.333	1-5	.200	5-8	.625	1-5-6	6.8	2	0	1	1	2	2	12	14.4
J 9 at Kentucky	* 35	4-12	.333	1-7	.143	0-1	.000	1-3-4	6.5	2	0	3	2	1	1	9	14.0
J 13 at Tennessee	* 34	5-8	.625	3-6	.500	0-0	.000	1-3-4	6.4	2	0	3	3	1	0	13	13.9
J 16 Ole Miss	* 30	2-6	.333	2-6	.333	0-0	.000	0-3-3	6.1	3	0	3	0	1	1	6	13.4
J 20 Missouri	* 28	3-8	.375	0-3	.000	0-0	.000	1-4-5	6.1	3	0	2	1	0	0	6	12.9
J 23 at LSU	* 23	1-8	.125	0-5	.000	0-0	.000	0-6-6	6.1	1	0	1	1	5	0	2	12.3
J 27 at Kansas	* 30	4-10	.400	1-5	.200	0-0	.000	3-3-6	6.1	3	0	3	1	0	0	9	12.1
J 30 Arkansas	* 32	3-7	.429	3-6	.500	2-2	1.000	0-1-1	5.8	1	0	4	3	0	0	11	12.1
F 3 South Carolina	* 23	3-5	.600	2-4	.500	2-2	1.000	0-2-2	5.6	2	0	2	0	1	1	10	12.0
F 7 at Auburn	* 28	1-8	.125	1-4	.250	0-0	.000	0-0-0	5.3	3	0	7	1	1	1	3	11.5
F 10 Kentucky	* 33	5-10	.500	4-7	.571	2-3	.667	3-7-10	5.5	1	0	3	1	0	0	16	11.7
F 13 at Missouri	* 34	6-10	.600	1-5	.200	0-0	.000	2-4-6	5.6	2	0	1	4	0	1	13	11.8
F 17 at Arkansas																	
F 20 Mississippi State																	
F 24 at Vanderbilt																	
F 28 at Georgia																	
M 3 Alabama																	
TOTALS (23 gp/22 gs)	706	91-210	.433	53-131	.405	36-49	.735	27-101-128	5.6	46	0	62	32	22	20	271	11.8

CAREER STATISTICS - ALL GAMES

	GP-GS	Min	Avg	FG-A	Pct	3FG-A	Pct	FT-A	Pct	O-D-Tot	Avg	PF	FO	A	TO	Blk	Stl	Pts	Avg
2015-16	37-3	673	18.2	81-212	.382	46-139	.331	22-34	.647	28-78-106	2.9	44	0	35	24	5	20	230	6.2
2016-17	22-18	652	29.6	97-244	.398	44-120	.367	25-44	.568	29-83-112	6.1	46	1	75	59	21	21	263	12.0
2017-18	23-22	706	30.7	91-210	.433	53-131	.405	36-49	.735	27-101-128	5.6	46	0	62	32	22	20	271	11.8
TOTAL	82-43	2031	24.8	269-666	.404	143-390	.367	83-127	.654	84-262-346	4.2	136	1	172	115	48	61	764	9.3

CAREER STATISTICS - SEC GAMES ONLY

	GP-GS	Min	Avg	FG-A	Pct	3FG-A	Pct	FT-A	Pct	O-D-Tot	Avg	PF	FO	A	TO	Blk	Stl	Pts	Avg
2015-16	18-2	339	18.8	38-104	.365	22-70	.314	11-14	.786	11-37-48	2.7	15	0	18	7	4	9	109	6.1
2016-17	11-7	332	30.2	44-121	.364	18-53	.340	19-30	.633	14-44-58	5.3	23	1	33	37	8	11	125	11.4
2017-18	11-11	336	30.5	36-91	.396	18-58	.310	11-16	.688	9-38-47	4.3	22	0	30	17	11	7	101	9.2
TOTAL	40-20	1007	25.2	118-316	.373	58-181	.320	41-60	.683	34-119-153	3.8	60	1	81	61	23	27	335	8.4

SEASON ACCOLADES

• Julius Erving Small Forward of the Year Award Watch List

SEASON NOTES

Poured in 19 points in 30 minutes off the bench against then-No. 11 West Virginia (11/10) in Germany, finished 4-of-6 from the 3-point line and added seven rebounds and six assists against the Mountaineers ... fell one point shy of career high in home-opener against UCSB (11/17), finished with 24 points on 5-of-7 shooting from beyond the arc, chipped in six rebounds, three assists, two blocks and a steal in 31 minutes of action ... stayed hot from the floor in 34 minutes in Legends Classic semifinal against Oklahoma State (11/20), shot 4-of-7 from beyond the 3-point line, finishing with 18 points, seven rebounds, four assists, two blocks and a steal against the Cowboys ... matched career-high with 39 minutes played in Legends Classic championship game against Penn State (11/21), scored seven points, grabbed seven rebounds and dished four assists against the Cowboys ... remains one of the hottest shooters in the country, finished 4-of-9 from beyond the three point line in against Pepperdine (11/24), scored 18 points to go along with nine rebounds, three blocks, two assists and a steal in 32 minutes of action against the Waves ... flirted with a double-double (15 points / eight rebounds) in road win at No. 10 USC (11/26), added four assists, three steals and a block against the Trojans ... continued his torrid scoring pace to open the season, dropping 17 points on UTRGV (11/30), recorded his second career double-double with 10 boards ... matched season-high five made 3-pointers to finish with 18 points against Savannah State (12/13) ... missed the Buffalo (12/21), Alabama (12/30) and Florida (1/2) contests for a three-game suspension for a violation of Texas A&M policy ... pitched in 12 points in return to action against LSU (1/6), was 3-of-9 from the floor and added six rebounds, two blocks, two steals and an assist in 36 minutes of action against the Tigers ... set a career-high with five blocks at LSU (1/23), the five swats were the second most by an Aggie this season ... knocked down 3-of-6 from behind the arc in the win over Arkansas (1/30) ... led the team in assists with seven in the road win over No. 8 Auburn ... hit 4-of-7 from behind the arc in a 16-point game against Kentucky (2/10).

PERSONAL

Dennis Hogg, Jr., was born in Columbus, Ohio, on Sept. 3, 1996, to parents Dennis and Sherry Hogg ... has a brother, Darren, and two sisters, Heather and Hannah ... majoring in sport management ... enjoys listening to Drake, bowling and fishing in his spare time ... chose Texas A&M over Arizona, Baylor, Oklahoma State, Texas and UCLA among others.



FRESHMAN (HS) • GUARD • 6-2 • 202 LBS.
DALLAS, TEXAS • LANCASTER HS
MAJOR : MARKETING

T.J. STARKS

#2

SEASON HIGHS				CAREER HIGHS			
PTS	23	at Auburn (2/7/18)		PTS	23	at Auburn (2/7/18)	
RBS	6	vs Oklahoma State (11/21/17) & Savannah State (12/13/17)		RBS	6	vs Oklahoma State (11/21/17) & Savannah State (12/13/17)	
AST	5	Arkansas (1/30/18)		AST	5	Arkansas (1/30/18)	
STL	2	thrice, last vs Kentucky (2/10/18)		STL	2	thrice, last vs Kentucky (2/10/18)	
BLK	1	at Kentucky (1/9/18)		BLK	1	at Kentucky (1/9/18)	
3PM	4	three times, last at Auburn (2/7)		3PM	4	three times, last at Auburn (2/7/18)	
MIN	31	vs Kentucky (2/10/18)		MIN	31	vs Kentucky (2/10/18)	

2017-18 GAME-BY-GAME STATISTICS

	Min	FG-A	Pct	3FG-A	Pct	FT-A	Pct	O-D-Tot	Avg	PF	FO	A	TO	Blk	Stl	Pts	Avg
N10 vs. West Virginia	20	3-10	.300	1-1	1.000	0-1	.000	1-1-2	2.0	1	0	2	3	0	2	7	7.0
N17 UCSB	18	3-9	.333	1-1	1.000	0-0	.000	1-1-2	2.0	3	0	2	1	0	0	7	7.0
N20 vs. Okla. State	23	4-9	.444	1-4	.250	0-0	.000	1-5-6	3.3	2	0	4	4	0	0	9	7.7
N21 vs. Penn State	14	0-2	.000	0-0	.000	4-4	1.000	0-0-0	2.5	1	0	1	3	0	0	4	6.8
N24 Pepperdine	14	1-7	.143	1-5	.200	0-0	.000	0-3-3	2.6	2	0	2	1	0	0	3	6.0
N26 at USC	14	5-9	.556	0-1	.000	0-0	.000	0-3-3	2.7	0	0	1	2	0	0	10	6.7
N30 UTRGV	9	1-5	.200	0-3	.000	0-0	.000	0-0-0	2.3	1	0	0	0	0	0	2	6.0
D5 vs. Arizona	7	0-2	.000	0-1	.000	0-0	.000	0-1-1	2.1	0	0	0	0	0	0	0	5.3
D9 Prairie View A&M	17	3-8	.375	0-2	.000	1-3	.333	0-0-0	1.9	2	0	1	1	0	0	7	5.4
D13 Savannah State	17	4-10	.400	4-7	.571	0-0	.000	0-6-6	2.3	2	0	2	1	0	0	12	6.1
D19 Northern Kentucky	----- DID NOT PLAY -----																
D21 Buffalo	----- DID NOT PLAY -----																
D30 at Alabama	20	1-10	.100	0-3	.000	0-0	.000	1-2-3	2.4	3	0	0	1	0	2	2	5.7
J2 Florida	4	1-3	.333	0-1	.000	0-0	.000	0-0-0	2.2	0	0	0	1	0	0	2	5.4
J6 LSU	22	3-9	.333	0-4	.000	1-2	.500	1-2-3	2.2	1	0	1	1	0	0	7	5.5
J9 at Kentucky	15	3-7	.429	1-3	.333	3-5	.600	1-1-2	2.2	2	0	0	0	1	0	10	5.9
J13 at Tennessee	4	0-1	.000	0-0	.000	0-0	.000	0-0-0	2.1	0	0	0	1	0	0	0	5.5
J16 Ole Miss	----- DID NOT PLAY -----																
J20 Missouri	24	4-9	.444	0-1	.000	3-5	.600	0-1-1	2.0	2	0	2	0	0	0	11	5.8
J23 at LSU	18	2-8	.250	1-6	.167	0-0	.000	0-2-2	2.0	4	0	2	4	0	1	5	5.8
J27 at Kansas	* 25	4-9	.444	1-2	.500	2-2	1.000	0-3-3	2.1	2	0	3	3	0	1	11	6.1
J30 Arkansas	* 22	5-8	.625	4-5	.800	2-4	.500	0-4-4	2.2	0	0	5	4	0	0	16	6.6
F3 South Carolina	* 20	3-10	.300	1-3	.333	2-2	1.000	0-0-0	2.1	0	0	2	1	0	0	9	6.7
F7 at Auburn	* 22	8-12	.667	4-5	.800	3-4	.750	0-2-2	2.0	3	0	2	5	0	1	23	7.5
F10 Kentucky	* 31	6-17	.353	1-4	.250	4-6	.667	0-1-1	2.0	1	0	4	4	0	2	17	7.9
F13 at Missouri	* 29	6-17	.353	2-6	.333	0-0	.000	0-0-0	1.9	2	0	1	4	0	1	14	8.2
F17 at Arkansas																	
F20 Mississippi State																	
F24 at Vanderbilt																	
F28 at Georgia																	
M3 Alabama																	
TOTALS (23 gp/ 6 gs)	409	70-191	.366	23-68	.338	25-38	.658	6-38-44	1.9	34	0	37	45	1	10	188	8.2

CAREER STATISTICS - ALL GAMES

	GP-GS	Min	Avg	FG-A	Pct	3FG-A	Pct	FT-A	Pct	O-D-Tot	Avg	PF	FO	A	TO	Blk	Stl	Pts	Avg
2017-18	23-6	409	17.8	70-191	.366	23-68	.338	25-38	.658	6-38-44	1.9	34	0	37	45	1	10	188	8.2
TOTAL	23-6	409	17.8	70-191	.366	23-68	.338	25-38	.658	6-38-44	1.9	34	0	37	45	1	10	188	8.2

CAREER STATISTICS - SEC GAMES ONLY

	GP-GS	Min	Avg	FG-A	Pct	3FG-A	Pct	FT-A	Pct	O-D-Tot	Avg	PF	FO	A	TO	Blk	Stl	Pts	Avg
2017-18	12-5	231	19.3	42-111	.378	14-41	.341	18-28	.643	3-15-18	1.5	18	0	19	26	1	7	116	9.7
TOTAL	12-5	231	19.3	42-111	.378	14-41	.341	18-28	.643	3-15-18	1.5	18	0	19	26	1	7	116	9.7

SEASON ACCOLADES

• SEC Freshman of the Week (Feb. 12, 2018)

SEASON NOTES

Scored a game-high 21 points in the Tarleton State (11/4) exhibition , converting 8-of-10 shots from the field and all four of his free throw attempts ... scored seven points and added a pair of rebounds and assists in back-to-back games against West Virginia (11/10) and UCSB (11/17) to open the season ... set season-high with nine points in 23 minutes of action in Legends Classic semifinal against Oklahoma State (11/20), was perfect 4-for-4 from the free-throw line and dished four assists against the Cowboys ... scored career-high 10 points in win at No. 10 USC (11/26), finished 5-for-9 from the floor against the Trojans ... one of seven Aggies in double figures with season-high 12 points against Savannah State (12/13), also set or matched season highs in rebounds (6) and 3-pointers (4) against the Tigers ... reached double-digit scoring for the third time this season, posting 10 points in 15 minutes of action at Kentucky (1/9) ... enjoyed one of his best performances of the season against Missouri (1/20), notching 11 points with two assists and no turnovers in 24 minutes ... dropped a team-high 16 points and five assists in the win over Arkansas (1/30) ... dropped a game-high 23 on Auburn (2/7) in 22 minutes of action connecting 4-fo-5 from behind the arc ... led the Aggies in scoring with 17 points against No. 24 Kentucky (2/10) ... named SEC Freshman of the Week on Feb. 12 following his impressive performances against Auburn & Kentucky ... led the Aggies in scoring for the fourth time in his six starts with 14 points at Missouri (2/13).

PERSONAL

Tahjon Starks was born Sept. 11, 1998, to parents Brad and Donna Starks ... has three brothers, Gerad, Lazar and Caylen, as well as a sister, Shae ... majoring in marketing with hopes to own his own business one day.



JUNIOR (2L) • GUARD • 6-4 • 199 LBS.
DALLAS, TEXAS • MADISON HS
MAJOR : UNIVERSITY STUDIES BUSINESS

ADMON GILDER

Pronunciation guide

ADD-mon

#3

SEASON HIGHS

CAREER HIGHS

PTS	23	vs West Virginia (11/10/17)	PTS	24	at West Virginia (1/28/17)
RBS	10	at USC (11/26/17)	RBS	10	at USC (11/26/17)
AST	7	vs West Virginia (11/10/17) & UCSB (11/17/17)	AST	7	three times, last vs West Virginia (11/10/17)
STL	3	four times, last vs South Carolina (2/3/18)	STL	5	at Georgia (1/16/16) & at Florida (2/11/17)
BLK	1	vs Penn State (11/21/17) & at Tennessee (1/13/18)	BLK	2	vs American (11/14/16)
3PM	4	vs West Virginia (11/10/17)	3PM	6	vs Missouri (2/8/17)
MIN	38	at Missouri (2/13/17)	MIN	40	nine times, last vs Alabama (2/25/17)

2017-18 GAME-BY-GAME STATISTICS

	Min	FG-A	Pct	3FG-A	Pct	FT-A	Pct	O-D-Tot	Avg	PF	FO	A	TO	Blk	Stl	Pts	Avg
N 10 vs. West Virginia	33	8-12	.667	4-5	.800	3-3	1.000	1-8-9	9.0	1	0	7	0	0	2	23	23.0
N 17 UCSB	* 31	3-10	.300	2-5	.400	5-5	1.000	2-3-5	7.0	1	0	7	2	0	0	13	18.0
N 20 vs. Okla. State	* 36	3-7	.429	2-5	.400	2-2	1.000	0-3-3	5.7	2	0	2	4	0	1	10	15.3
N 21 vs. Penn State	* 26	4-4	1.000	2-2	1.000	4-4	1.000	0-4-4	5.3	4	0	3	4	1	0	14	15.0
N 24 Pepperdine	* 31	1-7	.143	0-4	.000	3-4	.750	0-4-4	5.0	1	0	5	0	0	3	5	13.0
N 26 at USC	* 30	4-9	.444	1-2	.500	0-0	.000	2-8-10	5.8	2	0	3	2	0	0	9	12.3
N 30 UTRGV	* 24	5-9	.556	3-5	.600	4-5	.800	1-4-5	5.7	1	0	4	2	0	0	17	13.0
D 5 vs. Arizona	* 35	3-7	.429	0-1	.000	1-3	.333	0-4-4	5.5	2	0	1	1	0	3	7	12.3
D 9 Prairie View A&M	* 29	5-9	.556	2-5	.400	2-2	1.000	3-3-6	5.6	1	0	2	2	0	1	14	12.4
D 13 Savannah State	* 22	7-14	.500	1-5	.200	0-0	.000	0-3-3	5.3	0	0	3	3	0	3	15	12.7
D 19 Northern Kentucky								----- DID NOT PLAY -----									
D 21 Buffalo								----- DID NOT PLAY -----									
D 30 at Alabama								----- DID NOT PLAY -----									
J 2 Florida								----- DID NOT PLAY -----									
J 6 LSU								----- DID NOT PLAY -----									
J 9 at Kentucky	* 35	4-12	.333	3-7	.429	3-4	.750	0-1-1	4.9	3	0	1	2	0	0	14	12.8
J 13 at Tennessee	* 35	7-13	.538	1-4	.250	1-1	1.000	0-4-4	4.8	1	0	2	1	1	2	16	13.1
J 16 Ole Miss	* 35	4-10	.400	0-2	.000	2-3	.667	1-0-1	4.5	1	0	2	2	0	2	10	12.8
J 20 Missouri	* 27	2-6	.333	1-3	.333	0-0	.000	0-4-4	4.5	2	0	2	1	0	0	5	12.3
J 23 at LSU	* 20	1-6	.167	1-5	.200	0-0	.000	0-2-2	4.3	3	0	1	4	0	0	3	11.7
J 27 at Kansas	* 33	3-8	.375	0-2	.000	1-2	.500	0-1-1	4.1	3	0	3	1	0	0	7	11.4
J 30 Arkansas	* 33	4-9	.444	3-7	.429	2-3	.667	2-6-8	4.4	2	0	2	3	0	2	13	11.5
F 3 South Carolina	* 28	5-8	.625	0-3	.000	5-6	.833	1-3-4	4.3	2	0	3	1	0	3	15	11.7
F 7 at Auburn	* 30	4-9	.444	2-3	.667	1-2	.500	2-3-5	4.4	4	0	2	2	0	0	11	11.6
F 10 Kentucky	* 35	6-11	.545	2-6	.333	0-0	.000	0-1-1	4.2	3	0	3	0	0	2	14	11.8
F 13 at Missouri	* 38	5-12	.417	2-5	.400	2-2	1.000	2-5-7	4.3	3	0	1	3	0	1	14	11.9
F 17 at Arkansas																	
F 20 Mississippi State																	
F 24 at Vanderbilt																	
F 28 at Georgia																	
M 3 Alabama																	
TOTALS (21 gp/ 20 gs)	646	88-192	.458	32-86	.372	41-51	.804	17-74-91	4.3	42	0	59	40	2	25	249	11.9

CAREER STATISTICS - ALL GAMES

	GP-GS	Min	Avg	FG-A	Pct	3FG-A	Pct	FT-A	Pct	O-D-Tot	Avg	PF	FO	A	TO	Blk	Stl	Pts	Avg
2015-16	37-0	755	20.4	87-202	.431	35-101	.347	51-67	.761	16-70-86	2.3	57	0	50	27	5	34	260	7.0
2016-17	31-30	1073	34.6	146-340	.429	58-154	.377	75-101	.743	32-88-120	3.9	69	1	120	83	9	60	425	13.7
2017-18	21-20	646	30.8	88-192	.458	32-86	.372	41-51	.804	17-74-91	4.3	42	0	59	40	2	25	249	11.9
TOTAL	89-50	2474	27.8	321-734	.437	125-341	.367	167-219	.763	65-232-297	3.3	168	1	229	150	16	119	934	10.5

CAREER STATISTICS - SEC GAMES ONLY

	GP-GS	Min	Avg	FG-A	Pct	3FG-A	Pct	FT-A	Pct	O-D-Tot	Avg	PF	FO	A	TO	Blk	Stl	Pts	Avg
2015-16	18-0	342	19.0	42-95	.442	19-53	.358	15-24	.625	8-28-36	2.0	31	0	22	10	3	17	118	6.6
2016-17	18-17	644	35.8	83-201	.413	38-95	.400	50-67	.746	21-49-70	3.9	38	1	60	50	3	36	254	14.1
2017-18	10-10	316	31.6	42-96	.438	15-45	.333	16-21	.762	8-29-37	3.7	24	0	19	19	1	12	115	11.5
TOTAL	46-27	1302	28.3	167-392	.426	72-193	.373	81-112	.723	37-106-143	3.1	93	1	101	79	7	65	487	10.6

SEASON ACCOLADES

• SEC Player of the Week (Nov. 13, 2017)

SEASON NOTES

Scored nine points in 31 minutes against Texas (10/25) in Houston, added four rebounds, two assists and one steal in the exhibition ... missed the Tarleton State (11/4) exhibition due to suspension ... earned SEC Player of the Week honors after help lead the Aggies to double-digit victory against No. 11 West Virginia (11/10) in Germany, tallied 23 points, nine rebounds, seven assists and a pair of steal in 33 minutes off the bench ... scored 13 points and dished out seven assists in first start of the season in home-opener versus UCSB (11/17) ... scored in double figures for the third straight game, finishing with 10 points in 36 minutes against Oklahoma State (11/20) ... was perfect 4-for-4 from the floor including a 2-for-2 mark from deep against Penn State (11/21), added four rebounds, three assists and a block against the Cowboys ... made season-high three steals in win over Pepperdine (11/24), filled up the stat sheet against the Waves with five points, five assists, four rebounds and three steals ... pulled down career-best 10 rebounds in road win at No. 10 USC (11/26), added nine points and three assists in Los Angeles ... tallied 17 points in 24 minutes of action against UTRGV (11/30), finished 5-for-9 from the floor and 3-for-5 from three on the night ... one of seven Aggies in double figures with 15 points against Savannah State (12/13) ... suffered a knee injury during the Savannah State contest and is expected to miss 2-3 weeks while recovering ... returned to action at Kentucky (1/9), scoring 14 points in 35 minutes in his first game since Dec. 13 ... led the Aggies with 16 points at Tennessee (1/13), marking the fourth time this season and 15th time in his career that he was the Maroon & White's leading scorer ... dropped 13 points with eight rebounds against Arkansas (1/30) ... led the team in points (15) and recorded three steals against South Carolina (2/3) ... contributed 14 points on 6-of-11 shooting vs. No. 24 Kentucky (2/10).

PERSONAL

Admon Gilder was born in Dallas, Texas, on Nov. 14, 1995, to parents Admon Gilder, Sr. and Paula Gilder ... Has a brother, Y'kendrick, and a sister, Teamber ... majoring in university studies business ... in his spare time enjoys watching movies.



FRESHMAN (HS) • FORWARD • 6-7 • 217 LBS.
ALVIN, TEXAS • ALVIN HS
MAJOR : BUSINESS MANAGEMENT

SAVION FLAGG

Pronunciation guide

SAY-vee-on

#5

SEASON HIGHS

CAREER HIGHS

PTS	21	vs Buffalo (12/21/17)	PTS	21	vs Buffalo (12/21/17)
RBS	10	vs Northern Kentucky (12/19/17)	RBS	10	vs Northern Kentucky (12/19/17)
AST	3	vs Florida (1/2/18) & vs South Carolina (2/3/18)	AST	3	vs Florida (1/2/18) & vs South Carolina (2/3/18)
STL	2	vs Northern Kentucky (12/19/17) & LSU (1/6/18)	STL	2	vs Northern Kentucky (12/19/17) & LSU (1/6/18)
BLK	1	vs Arizona (12/5/17) & Savannah State (12/13/17)	BLK	1	vs Arizona (12/5/17) & Savannah State (12/13/17)
3PM	2	three times, last vs LSU (1/6/18)	3PM	2	three times, last vs LSU (1/6/18)
MIN	35	vs Buffalo (12/21/17)	MIN	35	vs Buffalo (12/21/17)

2017-18 GAME-BY-GAME STATISTICS

	Min	FG-A	Pct	3FG-A	Pct	FT-A	Pct	O-D-Tot	Avg	PF	FO	A	TO	Blk	Stl	Pts	Avg
N 10 vs. West Virginia *	20	2-3	.667	1-1	1.000	2-2	1.000	1-2-3	3.0	2	0	1	4	0	0	7	7.0
N 17 UCSB								----- DID NOT PLAY -----									
N 20 vs. Okla. State								----- DID NOT PLAY -----									
N 21 vs. Penn State								----- DID NOT PLAY -----									
N 24 Pepperdine								----- DID NOT PLAY -----									
N 26 at USC								----- DID NOT PLAY -----									
N 30 UTRGV	9	2-3	.667	0-1	.000	0-0	.000	1-3-4	3.5	2	0	0	2	0	0	4	5.5
D 5 vs. Arizona	13	2-4	.500	0-1	.000	0-0	.000	0-0-0	2.3	2	0	0	0	1	0	4	5.0
D 9 Prairie View A&M	13	1-4	.250	0-1	.000	0-0	.000	2-2-4	2.8	0	0	0	0	0	0	2	4.3
D 13 Savannah State	20	3-6	.500	0-1	.000	2-3	.667	1-5-6	3.4	3	0	2	0	1	0	8	5.0
D 19 Northern Kentucky	25	4-7	.571	0-0	.000	4-6	.667	5-5-10	4.5	0	0	0	2	0	2	12	6.2
D 21 Buffalo	* 35	6-9	.667	2-4	.500	7-9	.778	4-5-9	5.1	1	0	0	1	0	1	21	8.3
D 30 at Alabama	* 28	2-7	.286	0-3	.000	0-0	.000	3-6-9	5.6	4	0	1	0	0	0	4	7.8
J 2 Florida	* 31	2-7	.286	2-4	.500	0-0	.000	3-4-7	5.8	0	0	3	2	0	0	6	7.6
J 6 LSU	* 27	2-8	.250	2-5	.400	1-4	.250	1-1-2	5.4	2	0	1	0	0	2	7	7.5
J 9 at Kentucky	15	1-1	1.000	0-0	.000	0-0	.000	0-2-2	5.1	1	0	0	1	0	0	2	7.0
J 13 at Tennessee	8	0-2	.000	0-1	.000	0-0	.000	0-0-0	4.7	0	0	0	1	0	0	0	6.4
J 16 Ole Miss	10	2-3	.667	1-2	.500	0-2	.000	0-0-0	4.3	1	0	0	0	0	1	5	6.3
J 20 Missouri	14	0-1	.000	0-0	.000	0-0	.000	1-3-4	4.3	3	0	1	0	0	0	0	5.9
J 23 at LSU	17	1-4	.250	0-1	.000	0-0	.000	3-3-6	4.4	1	0	2	0	0	0	2	5.6
J 27 at Kansas	10	0-0	.000	0-0	.000	0-0	.000	0-0-0	4.1	0	0	1	0	0	0	0	5.3
J 30 Arkansas	5	0-1	.000	0-1	.000	0-0	.000	0-0-0	3.9	0	0	0	0	0	0	0	4.9
F 3 South Carolina	17	3-5	.600	1-3	.333	0-1	.000	1-2-3	3.8	0	0	3	1	0	0	7	5.1
F 7 at Auburn	12	0-1	.000	0-1	.000	0-0	.000	0-3-3	3.8	1	0	0	0	0	0	0	4.8
F 10 Kentucky	7	1-1	1.000	0-0	.000	0-0	.000	1-1-2	3.7	1	0	1	1	0	0	2	4.7
F 13 at Missouri	10	1-2	.500	0-0	.000	0-0	.000	2-2-4	3.7	1	0	0	2	0	0	2	4.5
F 17 at Arkansas																	
F 20 Mississippi State																	
F 24 at Vanderbilt																	
F 28 at Georgia																	
M 3 Alabama																	
TOTALS (21 gp/ 5 gs)	346	35-79	.443	9-30	.300	16-27	.593	29-49-78	3.7	25	0	16	17	2	6	95	4.5

CAREER STATISTICS - ALL GAMES

	GP-GS	Min	Avg	FG-A	Pct	3FG-A	Pct	FT-A	Pct	O-D-Tot	Avg	PF	FO	A	TO	Blk	Stl	Pts	Avg
2017-18	21-5	346	16.5	35-79	.443	9-30	.300	16-27	.593	29-49-78	3.7	25	0	16	17	2	6	95	4.5
TOTAL	21-5	346	16.5	35-79	.443	9-30	.300	16-27	.593	29-49-78	3.7	25	0	16	17	2	6	95	4.5

CAREER STATISTICS - SEC GAMES ONLY

	GP-GS	Min	Avg	FG-A	Pct	3FG-A	Pct	FT-A	Pct	O-D-Tot	Avg	PF	FO	A	TO	Blk	Stl	Pts	Avg
2017-18	13-3	201	15.5	15-43	.349	6-21	.286	1-7	.143	15-27-42	3.2	15	0	12	8	0	3	37	2.8
TOTAL	13-3	201	15.5	15-43	.349	6-21	.286	1-7	.143	15-27-42	3.2	15	0	12	8	0	3	37	2.8

SEASON ACCOLADES

• SEC Freshman of the Week (Dec. 26, 2017)

SEASON NOTES

Drew the start in exhibition win over Tarleton State (11/4), finishing with four points, eight rebounds, a steal and an assist ... made first career start against No. 11 West Virginia (11/10), played 20 minutes and added seven points, three rebounds and an assist against the Mountaineers ... returned to action after missing five games, played nine minutes and scored four points against UTRGV (11/30) ... scored season-high eight points in 20 minutes of action against Savannah State (12/13) ... registered first career double-double, with 12 points and 10 rebounds, against Northern Kentucky (12/19), finished with career-highs in points, rebounds, steals (2) and minutes (25) ... drew his second career start and fell just short of his second straight double-double against Buffalo (12/21), the Alvin, Texas, native finished with a career-high 21 points to go along with nine rebounds ... averaging 16.5 points, 9.5 rebound and 30 minutes played during wins over Northern Kentucky and Buffalo to garner SEC Freshman of the Week honors on Dec. 26.

PERSONAL

Savion Flagg was born May 26, 1999, in Alvin, Texas, to parents Antione and Torie Flagg ... has a brother, James ... plans to major in business management ... has a cousin, Jonathan Babineaux, who plays football for the Atlanta Falcons.



TONNY TROCHA-MORELOS

Pronunciation guide

Tony TRO-sha Mor-AY-los

SENIOR (3L) • FORWARD • 6-10 • 223 LBS.
CARTAGENA, COLOMBIA • MAYOR JOSE CELESTINO MUTIS
MAJOR : UNIVERSITY STUDIES BUSINESS

#10

SEASON HIGHS				CAREER HIGHS			
PTS	14	Missouri (1/20/18)		PTS	18	at Missouri (2/28/17)	
RBS	13	vs Savannah State (12/13/17)		RBS	13	vs Savannah State (12/13/17)	
AST	7	vs Savannah State (12/13/17)		AST	7	vs Savannah State (12/13/17)	
STL	2	at Tennessee (1/13/18)		STL	4	at Ole Miss (1/25/17)	
BLK	7	Buffalo (12/21/17)		BLK	7	Buffalo (12/21/17)	
3PM	2	five times, last at Kansas (1/27/18)		3PM	4	vs Gonzaga (11/26/15)	
MIN	33	vs LSU (1/6/18)		MIN	36	at Ole Miss (1/25/17)	

2017-18 GAME-BY-GAME STATISTICS

	Min	FG-A	Pct	3FG-A	Pct	FT-A	Pct	O-D-Tot	Avg	PF	FO	A	TO	Blk	Stl	Pts	Avg
N10 vs. West Virginia *	24	1-4	.250	0-1	.000	1-4	.250	1-6-7	7.0	3	0	1	0	2	1	3	3.0
N17 UCSB	* 32	4-8	.500	1-2	.500	1-2	.500	2-2-4	5.5	3	0	2	2	1	0	10	6.5
N20 vs. Okla. State *	30	5-11	.455	2-5	.400	0-0	.000	1-2-3	4.7	2	0	0	1	1	0	12	8.3
N21 vs. Penn State	* 26	3-5	.600	1-3	.333	4-4	1.000	1-4-5	4.8	2	0	1	3	0	1	11	9.0
N24 Pepperdine	* 22	2-3	.667	0-0	.000	2-3	.667	1-4-5	4.8	2	0	1	2	2	1	6	8.4
N26 at USC	25	5-12	.417	0-3	.000	0-0	.000	3-4-7	5.2	3	0	0	2	0	0	10	8.7
N30 UTRGV	19	3-8	.375	1-1	1.000	2-5	.400	0-4-4	5.0	0	0	0	2	1	0	9	8.7
D5 vs. Arizona	19	1-8	.125	1-4	.250	0-0	.000	0-1-1	4.5	3	0	0	1	1	0	3	8.0
D9 Prairie View A&M	22	4-8	.500	1-2	.500	2-3	.667	3-4-7	4.8	2	0	3	0	0	1	11	8.3
D13 Savannah State *	26	5-8	.625	0-0	.000	0-0	.000	6-7-13	5.6	0	0	7	3	2	1	10	8.5
D19 Northern Kentucky *	26	3-11	.273	0-4	.000	3-4	.750	4-2-6	5.6	1	0	1	0	2	0	9	8.5
D21 Buffalo	* 31	5-6	.833	1-2	.500	1-1	1.000	0-3-3	5.4	1	0	1	3	7	0	12	8.8
D30 at Alabama *	25	2-7	.286	1-4	.250	2-4	.500	4-2-6	5.5	2	0	1	1	0	1	7	8.7
J2 Florida	13	1-5	.200	1-3	.333	0-0	.000	2-2-4	5.4	1	0	2	2	1	0	3	8.3
J6 LSU	* 33	3-6	.500	1-3	.333	6-8	.750	1-6-7	5.5	3	0	2	2	0	0	13	8.6
J9 at Kentucky	* 17	0-0	.000	0-0	.000	1-2	.500	0-1-1	5.2	4	0	2	1	2	0	1	8.1
J13 at Tennessee	21	3-6	.500	2-3	.667	2-5	.400	2-0-2	5.0	3	0	2	1	1	2	10	8.2
J16 Ole Miss	15	1-4	.250	0-2	.000	0-0	.000	0-1-1	4.8	2	0	1	3	0	1	2	7.9
J20 Missouri	24	6-10	.600	2-5	.400	0-0	.000	0-4-4	4.7	2	0	1	0	0	1	14	8.2
J23 at LSU	24	2-3	.667	2-2	1.000	2-2	1.000	2-3-5	4.8	0	0	1	0	1	0	8	8.2
J27 at Kansas	23	3-6	.500	2-4	.500	1-1	1.000	3-4-7	4.9	2	0	2	0	0	1	9	8.2
J30 Arkansas	23	1-3	.333	0-1	.000	2-2	1.000	1-4-5	4.9	2	0	1	0	0	0	4	8.0
F3 South Carolina	24	1-6	.167	1-4	.250	2-2	1.000	1-2-3	4.8	3	0	1	0	2	0	5	7.9
F7 at Auburn	15	2-2	1.000	0-0	.000	0-0	.000	1-1-2	4.7	1	0	1	1	0	0	4	7.8
F10 Kentucky	16	3-6	.500	1-2	.500	2-5	.400	3-2-5	4.7	4	0	0	1	0	0	9	7.8
F13 at Missouri	15	0-6	.000	0-3	.000	0-0	.000	1-3-4	4.7	4	0	0	0	0	1	0	7.5
F17 at Arkansas																	
F20 Mississippi State																	
F24 at Vanderbilt																	
F28 at Georgia																	
M3 Alabama																	
TOTALS (26 gp/11 gs)	590	69-162	.426	21-63	.333	36-57	.632	43-78-121	4.7	55	0	34	31	26	12	195	7.5

CAREER STATISTICS - ALL GAMES

	GP-GS	Min	Avg	FG-A	Pct	3FG-A	Pct	FT-A	Pct	O-D-Tot	Avg	PF	FO	A	TO	Blk	Stl	Pts	Avg
2014-15	29-1	297	10.2	18-64	.281	0-5	.000	7-19	.368	23-34-57	2.0	33	0	5	11	12	6	43	1.5
2015-16	37-11	644	17.4	103-223	.462	30-81	.370	24-48	.500	61-96-157	4.2	67	0	37	27	23	15	260	7.0
2016-17	31-27	835	26.9	97-239	.406	23-86	.267	35-52	.673	50-110-160	5.2	60	1	66	48	30	26	252	8.1
2017-18	26-11	590	22.7	69-162	.426	21-63	.333	36-57	.632	43-78-121	4.7	55	0	34	31	26	12	195	7.5
TOTAL	123-50	2366	19.2	287-688	.417	74-235	.315	102-176	.580	177-318-495	4.0	215	1	142	117	91	59	750	6.1

CAREER STATISTICS - SEC GAMES ONLY

	GP-GS	Min	Avg	FG-A	Pct	3FG-A	Pct	FT-A	Pct	O-D-Tot	Avg	PF	FO	A	TO	Blk	Stl	Pts	Avg
2014-15	17-0	169	9.9	11-32	.344	0-1	.000	5-12	.417	15-19-34	2.0	23	0	3	7	5	3	27	1.6
2015-16	18-1	283	15.7	42-100	.420	10-36	.278	13-20	.650	26-39-65	3.6	28	0	11	9	10	7	107	5.9
2016-17	18-14	516	28.7	58-148	.392	14-56	.250	20-29	.690	29-65-94	5.2	42	0	44	36	24	21	150	8.3
2017-18	13-3	265	20.4	25-64	.391	11-32	.344	19-30	.633	18-31-49	3.8	31	0	15	12	7	6	80	6.2
TOTAL	66-18	1233	18.7	136-344	.395	35-125	.280	57-91	.626	88-154-242	3.7	124	0	73	64	46	37	364	5.5

SEASON NOTES

Led the Aggies with 19 points in 22 minutes in first exhibition game ... added two rebounds and an assist against the Longhorns ... chipped in 11 points during exhibition win over Tarleton State (11/4) ... pitched in 24 minutes in start against No. 11 West Virginia (11/10) in Germany, corralled seven rebounds and added three points against the Mountaineers ... finished in double figures for the first time this season, scoring 10 points in home-opener against UCSB (11/17), shot 4-for-8 from the floor and corralled four rebounds in season-high 32 minutes against the Gauchos ... turned in a pair of solid outings in Brooklyn, helping the Aggies secure the Legends Classic championship, scored in double figures against Oklahoma State (11/20) and Penn State (11/21) and averaged four rebounds over the two game in New York ... scored in double-figures for the fourth time this season in road win at No. 10 USC (11/26), scored 10 points to go along with seven rebounds in first game as a reserve ... finished with an effective 11 points and seven rebounds in 22 minutes as a reserve against Prairie View A&M (12/9) ... registered second career double-double with 13 rebounds and 10 points against Savannah State (12/13), came within a trio of assists of recording Texas A&M first triple-double in 15 seasons ... posted career-high seven blocks against Buffalo (12/21), the seven swats was the third most in a single game in Texas A&M history, added 12 points to reach double figures for the third time in the last four games ... reached doubles figures for the eighth time this season with 13 points against Florida (1/6), added seven rebounds and two assists against the Tigers in season-high 33 minutes of action ... paced the Texas A&M offense with 14 points against Missouri (1/20), the center led the Aggies in scoring for the first time this season and sixth time in his career, added four rebounds, an assist and a steal in 24 minutes of action against the Tigers.

PERSONAL

Tonny Trocha-Morelos is the son of Mariano Trocha and Betty Morelos ... born June 21, 1994, in Cartagena, Colombia ... has three brothers - Mariano, Sergio and Charles ... majoring in university studies business with hopes of one day being a CPA ... in his spare time enjoys listening to music, watching Netflix, playing video games, S



SOPHOMORE (1L) • GUARD • 5-8 • 154 LBS.
PLANO, TEXAS • PRESTONWOOD CHRISTIAN ACADEMY
MAJOR : FINANCE

MARK FRENCH

#11

SEASON HIGHS					CAREER HIGHS				
PTS	—			—	PTS	4			vs Auburn (2/18/17)
RBS	—			—	RBS	—			—
AST	—			—	AST	—			—
STL	—			—	STL	—			—
BLK	—			—	BLK	—			—
3PM	—			—	3PM	1			vs Auburn (2/18/17)
MIN	3			vs Savannah State (12/13/17)	MIN	3			vs Savannah State (12/13/17)

2017-18 GAME-BY-GAME STATISTICS																			
	Min	FG-A	Pct	3FG-A	Pct	FT-A	Pct	O-D-Tot	Avg	PF	FO	A	TO	Blk	Stl	Pts	Avg		
N 10 vs. West Virginia									----- DID NOT PLAY -----										
N 17 UCSB	1	0-0	.000	0-0	.000	0-0	.000	0-0-0	0.0	0	0	0	0	0	0	0	0.0		
N 20 vs. Okla. State									----- DID NOT PLAY -----										
N 21 vs. Penn State									----- DID NOT PLAY -----										
N 24 Pepperdine									----- DID NOT PLAY -----										
N 26 at USC									----- DID NOT PLAY -----										
N 30 UTRGV									----- DID NOT PLAY -----										
D 5 vs. Arizona									----- DID NOT PLAY -----										
D 9 Prairie View A&M	1	0-0	.000	0-0	.000	0-0	.000	0-0-0	0.0	1	0	0	0	0	0	0	0.0		
D 13 Savannah State	3	0-3	.000	0-2	.000	0-0	.000	0-0-0	0.0	1	0	0	0	0	0	0	0.0		
D 19 Northern Kentucky									----- DID NOT PLAY -----										
D 21 Buffalo									----- DID NOT PLAY -----										
D 30 at Alabama									----- DID NOT PLAY -----										
J 2 Florida									----- DID NOT PLAY -----										
J 6 LSU									----- DID NOT PLAY -----										
J 9 at Kentucky									----- DID NOT PLAY -----										
J 13 at Tennessee									----- DID NOT PLAY -----										
J 16 Ole Miss									----- DID NOT PLAY -----										
J 20 Missouri									----- DID NOT PLAY -----										
J 23 at LSU									----- DID NOT PLAY -----										
J 27 at Kansas									----- DID NOT PLAY -----										
J 30 Arkansas									----- DID NOT PLAY -----										
F 3 South Carolina									----- DID NOT PLAY -----										
F 7 at Auburn									----- DID NOT PLAY -----										
F 10 Kentucky									----- DID NOT PLAY -----										
F 13 at Missouri									----- DID NOT PLAY -----										
F 17 at Arkansas									----- DID NOT PLAY -----										
F 20 Mississippi State									----- DID NOT PLAY -----										
F 24 at Vanderbilt									----- DID NOT PLAY -----										
F 28 at Georgia									----- DID NOT PLAY -----										
M 3 Alabama									----- DID NOT PLAY -----										
TOTALS (3 gp/- gs)	5	0-3	.000	0-2	.000	0-0	.000	0-0-0	0.0	2	0	0	0	0	0	0	0.0		

CAREER STATISTICS • ALL GAMES																			
	GP-GS	Min	Avg	FG-A	Pct	3FG-A	Pct	FT-A	Pct	O-D-Tot	Avg	PF	FO	A	TO	Blk	Stl	Pts	Avg
2016-17	3-0	4	1.3	1-3	.333	1-2	.500	1-2	.500	0-0-0	0.0	1	0	0	1	0	0	4	1.3
2017-18	3-0	5	1.7	0-3	.000	0-2	.000	0-0	.000	0-0-0	0.0	2	0	0	0	0	0	0	0.0
TOTAL	6-0	9	1.5	1-6	.167	1-4	.250	1-2	.500	0-0-0	0.0	3	0	0	1	0	0	4	0.7

CAREER STATISTICS • SEC GAMES ONLY																			
	GP-GS	Min	Avg	FG-A	Pct	3FG-A	Pct	FT-A	Pct	O-D-Tot	Avg	PF	FO	A	TO	Blk	Stl	Pts	Avg
2016-17	1-0	1	1.0	1-1	1.000	1-1	1.000	1-2	.500	0-0-0	0.0	0	0	0	0	0	0	4	4.0
2017-18	—	—	—	—	—	—	—	—	—	—	—	—	—	—	—	—	—	—	—
TOTAL	1-0	1	1.0	1-1	1.000	1-1	1.000	1-2	.500	0-0-0	0.0	0	0	0	0	0	0	4	4.0

SEASON NOTES

Made his season debut against UCSB (11/17).

PERSONAL

Mark Clifford French, Jr., was born Aug. 15, 1997, in Memphis, Tenn., to parents Mark, Sr., and Carol French ... has one brother, Graham, and three sisters, Morgan, Mckenzie and Grace ... majoring in finance.



JUNIOR (2L) • GUARD • 6-3 • 178 LBS.
FRIENDSWOOD, TEXAS • FRIENDSWOOD HS
MAJOR : INDUSTRIAL DISTRIBUTION

CHRIS COLLINS

#12

SEASON HIGHS

CAREER HIGHS

PTS	10	vs Savannah State (12/13/17)	PTS	18	at Missouri (2/28/17)
RBS	5	vs Buffalo (12/21/17)	RBS	12	vs Tennessee (12/29/16)
AST	1	vs Savannah State (12/13/17)	AST	6	vs Arizona (12/17/16)
STL	1	five times, last vs South Carolina (2/3/18)	STL	4	at Ole Miss (1/25/17)
BLK	1	vs West Virginia (11/10/17)	BLK	3	four times, last at Missouri (2/28/17)
3PM	2	vs Savannah State (12/13/17)	3PM	4	vs Gonzaga (11/26/15)
MIN	23	vs Buffalo (12/21/17)	MIN	36	at Ole Miss (1/25/17)

2017-18 GAME-BY-GAME STATISTICS

	Min	FG-A	Pct	3FG-A	Pct	FT-A	Pct	O-D-Tot	Avg	PF	FO	A	TO	Blk	Stl	Pts	Avg
N10 vs. West Virginia	8	0-2	.000	0-1	.000	0-0	.000	0-0-0	0.0	1	0	0	0	1	1	0	0.0
N17 UCSB	4	1-1	1.000	0-0	.000	0-0	.000	0-1-1	0.5	0	0	0	0	0	0	2	1.0
N20 vs. Okla. State	4	0-0	.000	0-0	.000	0-0	.000	0-0-0	0.3	1	0	0	0	0	0	0	0.7
N21 vs. Penn State								----- DID NOT PLAY -----									
N24 Pepperdine								----- DID NOT PLAY -----									
N26 at USC								----- DID NOT PLAY -----									
N30 UTRGV	2	0-1	.000	0-1	.000	0-0	.000	0-0-0	0.3	0	0	0	0	0	0	0	0.5
D5 vs. Arizona								----- DID NOT PLAY -----									
D9 Prairie View A&M	3	0-1	.000	0-0	.000	0-0	.000	0-0-0	0.2	1	0	0	1	0	0	0	0.4
D13 Savannah State	8	4-7	.571	2-4	.500	0-0	.000	2-1-3	0.7	0	0	1	0	0	1	10	2.0
D19 Northern Kentucky	4	0-0	.000	0-0	.000	0-0	.000	0-0-0	0.6	1	0	0	1	0	0	0	1.7
D21 Buffalo	23	1-4	.250	0-2	.000	3-4	.750	1-4-5	1.1	3	0	0	1	0	0	5	2.1
D30 at Alabama	4	0-1	.000	0-1	.000	0-0	.000	0-0-0	1.0	0	0	0	0	0	1	0	1.9
J2 Florida	18	1-3	.333	1-3	.333	0-0	.000	0-3-3	1.2	3	0	0	0	0	0	3	2.0
J6 LSU	8	0-1	.000	0-1	.000	0-0	.000	0-1-1	1.2	1	0	0	0	0	1	0	1.8
J9 at Kentucky								----- DID NOT PLAY -----									
J13 at Tennessee								----- DID NOT PLAY -----									
J16 Ole Miss								----- DID NOT PLAY -----									
J20 Missouri								----- DID NOT PLAY -----									
J23 at LSU								----- DID NOT PLAY -----									
J27 at Kansas								----- DID NOT PLAY -----									
J30 Arkansas								----- DID NOT PLAY -----									
F3 South Carolina	2	1-1	1.000	1-1	1.000	0-0	.000	0-0-0	1.1	0	0	0	0	0	1	3	1.9
F7 at Auburn								----- DID NOT PLAY -----									
F10 Kentucky								----- DID NOT PLAY -----									
F13 at Missouri	14	0-4	.000	0-2	.000	0-0	.000	0-1-1	1.1	1	0	0	0	0	0	0	1.8
F17 at Arkansas																	
F20 Mississippi State																	
F24 at Vanderbilt																	
F28 at Georgia																	
M3 Alabama																	
TOTALS (13 gp/ - gs)	88	8-22	.364	4-14	.286	3-4	.750	3-10-13	1.1	11	0	1	3	1	5	23	1.9

CAREER STATISTICS - ALL GAMES

	GP-GS	Min	Avg	FG-A	Pct	3FG-A	Pct	FT-A	Pct	O-D-Tot	Avg	PF	FO	A	TO	Blk	Stl	Pts	Avg
2014-15	3-0	5	1.7	1-1	1.000	1-1	1.000	0-0	.000	0-0-0	0.0	2	0	0	0	0	0	3	1.0
2015-16	—	—	—	—	—	—	—	—	—	—	—	—	—	—	—	—	—	—	—
2016-17	27-8	369	13.7	13-43	.302	8-33	.242	3-7	.429	2-26-28	1.0	37	1	39	24	2	6	37	14
2017-18	13-0	102	7.8	8-26	.308	4-16	.250	3-4	.750	3-11-14	1.1	12	0	1	3	1	5	23	1.8
TOTAL	43-8	476	11.1	22-70	.314	13-50	.260	6-11	.545	5-23-42	1.0	51	1	40	27	3	11	63	1.5

CAREER STATISTICS - SEC GAMES ONLY

	GP-GS	Min	Avg	FG-A	Pct	3FG-A	Pct	FT-A	Pct	O-D-Tot	Avg	PF	FO	A	TO	Blk	Stl	Pts	Avg
2014-15	1-0	0	0.0	0-0	.000	0-0	.000	0-0	.000	0-0-0	0.0	0	0	0	0	0	0	0	0.0
2015-16	—	—	—	—	—	—	—	—	—	—	—	—	—	—	—	—	—	—	—
2016-17	16-7	268	16.8	10-29	.345	7-22	.318	2-4	.500	1-19-20	1.3	28	1	30	14	1	4	29	1.8
2017-18	4-0	32	8.0	2-6	.333	2-6	.333	0-0	.000	0-4-4	1.0	4	0	0	0	0	3	6	1.5
TOTAL	21-7	300	14.3	12-35	.343	9-28	.321	2-4	.500	1-23-24	1.1	32	1	30	14	1	7	35	1.7

SEASON NOTES

Contributed eight points during exhibition win over Tarleton State (11/4) ... was one of seven Aggies that scored in double-digits against Savannah State (12/13), finished with 10 points on four-of-seven shooting including a pair of 3-pointers ... posted season-highs in rebounds (5) and minutes (23) in win against Buffalo (12/21).

PERSONAL

Christopher Michael Collins is the son of Allison Cox and William Collins ... born June 20, 1996, in Friendswood, Texas ... has a sister, Nicole ... father played collegiately at Central Michigan ... majoring in industrial distribution.



SENIOR (GR) • GUARD • 6-3 • 180 LBS.
MILWAUKEE, WISCONSIN • MARQUETTE
MAJOR : RECREATION, PARK AND TOURISM SCIENCE

DUANE WILSON

#13

SEASON HIGHS				CAREER HIGHS			
PTS	23	vs Buffalo (12/21/17)		PTS	30	vs Tennessee (Marquette) (11/30/14)	
RBS	4	four times, last vs Ole Miss (1/16/18)		RBS	7	two times, last vs San Jose State (Marquette) (12/8/15)	
AST	11	vs Buffalo (12/21/17)		AST	11	vs Buffalo (A&M) (12/21/17)	
STL	3	UTRGV (11/30/17)		STL	5	Alabama A&M (Marquette) (12/19/14)	
BLK	1	six times, last at Kansas (1/27/18)		BLK	2	three times, last at St. John's (Marquette) (1/21/15)	
3PM	4	vs Savannah State (12/13/17)		3PM	7	at Providence (Marquette)(3/1/15)	
MIN	32	vs Northern Kentucky (12/19/17) & at Alabama (12/30/17)		MIN	40	vs Arizona State (Marquette) (11/24/15)	

2017-18 GAME-BY-GAME STATISTICS

	Min	FG-A	Pct	3FG-A	Pct	FT-A	Pct	O-D-Tot	Avg	PF	FO	A	TO	Blk	Stl	Pts	Avg
N10 vs. West Virginia *	25	2-8	.250	0-3	.000	2-2	1.000	0-1-1	1.0	3	0	5	2	1	2	6	6.0
N17 UCSB	* 31	2-5	.400	1-4	.250	1-2	.500	0-3-3	2.0	1	0	2	2	0	1	6	6.0
N20 vs. Okla. State *	25	3-5	.600	0-1	.000	2-2	1.000	0-2-2	2.0	3	0	5	4	0	0	8	6.7
N21 vs. Penn State	* 30	7-10	.700	1-1	1.000	7-7	1.000	0-2-2	2.0	4	0	6	3	1	1	22	10.5
N24 Pepperdine	* 26	6-9	.667	3-5	.600	0-0	.000	0-1-1	1.8	2	0	4	3	0	0	15	11.4
N26 at USC	* 23	5-12	.417	1-3	.333	2-2	1.000	0-3-3	2.0	0	0	2	4	0	0	13	11.7
N30 UTRGV	* 25	1-6	.167	0-4	.000	4-4	1.000	0-0-0	1.7	0	0	7	1	1	3	6	10.9
D5 vs. Arizona	* 26	5-10	.500	2-3	.667	2-3	.667	1-3-4	2.0	4	0	5	2	1	1	14	11.3
D9 Prairie View A&M *	26	1-6	.167	0-2	.000	3-6	.500	1-0-1	1.9	3	0	2	2	0	2	5	10.6
D13 Savannah State *	20	5-9	.556	4-7	.571	0-0	.000	0-3-3	2.0	0	0	3	3	0	2	14	10.9
D19 Northern Kentucky *	32	6-16	.375	1-6	.167	3-4	.750	0-4-4	2.2	2	0	3	2	0	1	16	11.4
D21 Buffalo	* 31	7-13	.538	0-2	.000	9-9	1.000	0-4-4	2.3	3	0	11	5	0	1	23	12.3
D30 at Alabama	* 32	3-11	.273	0-3	.000	3-3	1.000	0-1-1	2.2	1	0	3	1	0	1	9	12.1
J2 Florida	---- DID NOT PLAY ----																
J6 LSU	---- DID NOT PLAY ----																
J9 at Kentucky	---- DID NOT PLAY ----																
J13 at Tennessee	23	2-7	.286	1-4	.250	1-2	.500	0-1-1	2.1	2	0	6	3	0	2	6	11.6
J16 Ole Miss	* 31	3-9	.333	1-2	.500	0-0	.000	0-4-4	2.3	2	0	6	1	0	1	7	11.3
J20 Missouri	* 18	0-6	.000	0-2	.000	0-0	.000	0-2-2	2.3	2	0	1	0	1	1	0	10.6
J23 at LSU	* 21	1-8	.125	0-4	.000	0-0	.000	0-1-1	2.2	1	0	0	4	0	1	2	10.1
J27 at Kansas	10	1-3	.333	1-2	.500	0-0	.000	0-1-1	2.1	0	0	1	1	1	1	3	9.7
J30 Arkansas	20	3-7	.429	0-2	.000	1-2	.500	0-3-3	2.2	2	0	3	3	0	0	7	9.6
F3 South Carolina	18	1-2	.500	1-1	1.000	0-2	.000	0-1-1	2.1	2	0	6	1	0	2	3	9.3
F7 at Auburn	24	3-8	.375	2-5	.400	1-2	.500	0-2-2	2.1	2	0	4	5	0	2	9	9.2
F10 Kentucky	11	1-5	.200	1-2	.500	0-0	.000	0-1-1	2.0	0	0	4	0	0	0	3	9.0
F13 at Missouri	---- DID NOT PLAY ----																
F17 at Arkansas																	
F20 Mississippi State																	
F24 at Vanderbilt																	
F28 at Georgia																	
M3 Alabama																	
TOTALS (22 gp/ 16 gs)	528	68-175	.389	20-68	.294	41-52	.788	2-43-45	2.0	39	0	89	52	6	25	197	9.0

CAREER STATISTICS - ALL GAMES (AT A&M ONLY)

	GP-GS	Min	Avg	FG-A	Pct	3FG-A	Pct	FT-A	Pct	O-D-Tot	Avg	PF	FO	A	TO	Blk	Stl	Pts	Avg
2017-18	22-16	528	24.0	68-175	.389	20-68	.294	41-52	.788	2-43-45	2.0	39	0	89	52	6	25	197	9.0
TOTAL	22-16	528	24.0	68-175	.389	20-68	.294	41-52	.788	2-43-45	2.0	39	0	89	52	6	25	197	9.0

CAREER STATISTICS - SEC GAMES ONLY (AT A&M ONLY)

	GP-GS	Min	Avg	FG-A	Pct	3FG-A	Pct	FT-A	Pct	O-D-Tot	Avg	PF	FO	A	TO	Blk	Stl	Pts	Avg
2017-18	9-4	198	22.0	17-63	.270	6-25	.240	6-11	.545	0-16-16	1.8	14	0	33	18	1	10	46	5.1
TOTAL	9-4	198	22.0	17-63	.270	6-25	.240	6-11	.545	0-16-16	1.8	14	0	33	18	1	10	46	5.1

SEASON NOTES

Drew the start against Texas in the exhibition game, finishing with four points, two assists and two steals in 22 minutes on the court ... scored 10 points on 4-of-7 shooting in exhibition vs. Tarleton State (11/4) ... made first start in the Maroon & White in Germany against No. 11 West Virginia (11/10), finished with six points, five assists, two steals, one block and a rebound in 25 minutes of court time ... made second straight start to open the season, playing 31 minutes against UCSB (11/17) ... scored eight points in Legends Classic semifinal against Oklahoma State (11/20), was 3-of-5 from the floor and 2-for-2 from the charity stripe against the Cowboys ... earned a place on the Legends Classic All-Tournament Team after a dazzling 22 point performance in Texas A&M's final win over Penn State (11/21), was 7-for-10 from the floor and perfect 7-of-7 from the free-throw line in 30 minutes against the Nittany Lions ... remained hot from the field against Pepperdine (11/24), scoring 15 points on 6-for-9 shooting including a 3-of-5 mark beyond the 3-point arc ... kept up hot streak in win at No. 10 USC (11/26), scoring 13 points to go along with three rebounds and a pair of assists in 23 minutes in Los Angeles ... dished out a season high seven assists against UTRGV (11/30) ... scored in double figures for the fourth time in last five games, scoring 14 points in Texas A&M's first loss of the year at Arizona (12/5) ... finished in double-digits for the fifth time in last seven games, scoring 14 points against Savannah State (12/13), made a season-high four three-point baskets ... scored 16 points, including a couple important free-throws late, against Northern Kentucky (12/19) ... notched his first career double-double with a game-high 23-point, 11-assist outing against Buffalo (12/21), the points/assists double-double is only the second of the sort for an Aggie since 2010 (joining Alex Caruso vs Vanderbilt 1/31/15 - 14 points / 10 assists) as well as the first double-digit assist game since Trocha-Morelos collected 10 against Kentucky on 3/4/17 ... assisted on a team-high six field goals in the win over South Carolina (2/3) ... knocked down the go-ahead free throw in the final seconds of the victory over No. 8 Auburn (2/7).

PERSONAL

Born Sept. 22, 1994, in Milwaukee, Wis. ... son of LaShonda Lever and Duane Wilson, Sr. ... father of a son, Kobe, and has one brother, Josiah ... earned his degree in public relations from Marquette in 2017 and is currently pursuing his master's degree in recreation, park and tourism science.



FRESHMAN (HS) • FORWARD • 6-10 • 242 LBS.
KILLEEN, TEXAS • SUNRISE CHRISTIAN [WICHITA, KAN.]
MAJOR : AGRICULTURE AND LIFE SCIENCE

ISIAH JASEY

#15

SEASON HIGHS				CAREER HIGHS			
PTS	4	vs South Carolina (2/3/18)		PTS	4	vs South Carolina (2/3/18)	
RBS	2	at Missouri (2/13/18)		RBS	2	at Missouri (2/13/18)	
AST	—	—		AST	—	—	
STL	—	—		STL	—	—	
BLK	2	vs South Carolina (2/3/18)		BLK	2	vs South Carolina (2/3/18)	
3PM	—	—		3PM	—	—	
MIN	14	vs South Carolina (2/3/18)		MIN	—	—	

2017-18 GAME-BY-GAME STATISTICS																			
		Min	FG-A	Pct	3FG-A	Pct	FT-A	Pct	O-D-Tot	Avg	PF	FO	A	TO	Blk	Stl	Pts	Avg	
N10	vs. West Virginia	2	0-1	.000	0-0	.000	0-0	.000	1-0-1	1.0	0	0	0	0	0	0	0	0.0	
N17	UCSB	4	0-0	.000	0-0	.000	0-0	.000	0-0-0	0.5	0	0	0	0	0	0	0	0.0	
N20	vs. Okla. State	1	0-0	.000	0-0	.000	0-0	.000	0-0-0	0.3	0	0	0	0	0	0	0	0.0	
N21	vs. Penn State								----- DID NOT PLAY -----										
N24	Pepperdine								----- DID NOT PLAY -----										
N26	at USC								----- DID NOT PLAY -----										
N30	UTRGV	3	0-0	.000	0-0	.000	0-0	.000	0-0-0	0.3	1	0	0	0	0	0	0	0.0	
D5	vs. Arizona								----- DID NOT PLAY -----										
D9	Prairie View A&M	2	0-0	.000	0-0	.000	0-0	.000	0-1-1	0.4	1	0	0	0	0	0	0	0.0	
D13	Savannah State								----- DID NOT PLAY -----										
D19	Northern Kentucky								----- DID NOT PLAY -----										
D21	Buffalo								----- DID NOT PLAY -----										
D30	at Alabama	2	0-0	.000	0-0	.000	0-0	.000	0-0-0	0.3	0	0	0	0	0	0	0	0.0	
J2	Florida	3	1-1	1.000	0-0	.000	0-0	.000	1-0-1	0.4	1	0	0	1	1	0	2	0.3	
J6	LSU								----- DID NOT PLAY -----										
J9	at Kentucky	3	0-0	.000	0-0	.000	0-0	.000	0-0-0	0.4	0	0	0	0	0	0	0	0.3	
J13	at Tennessee								----- DID NOT PLAY -----										
J16	Ole Miss								----- DID NOT PLAY -----										
J20	Missouri								----- DID NOT PLAY -----										
J23	at LSU								----- DID NOT PLAY -----										
J27	at Kansas								----- DID NOT PLAY -----										
J30	Arkansas	1	0-0	.000	0-0	.000	0-0	.000	0-0-0	0.3	0	0	0	0	0	0	0	0.2	
F3	South Carolina	14	2-2	1.000	0-0	.000	0-0	.000	0-1-1	0.4	1	0	0	2	2	0	4	0.6	
F7	at Auburn								----- DID NOT PLAY -----										
F10	Kentucky								----- DID NOT PLAY -----										
F13	at Missouri	7	0-0	.000	0-0	.000	0-0	.000	0-2-2	0.5	0	0	0	0	0	0	0	0.5	
F17	at Arkansas																		
F20	Mississippi State																		
F24	at Vanderbilt																		
F28	at Georgia																		
M3	Alabama																		
TOTALS (10 gp/ - gs)		35	3-4	.750	0-0	.000	0-0	.000	2-2-4	0.4	4	0	0	3	3	0	6	0.6	

CAREER STATISTICS • ALL GAMES																			
	GP-GS	Min	Avg	FG-A	Pct	3FG-A	Pct	FT-A	Pct	O-D-Tot	Avg	PF	FO	A	TO	Blk	Stl	Pts	Avg
2017-18	11-0	42	3.8	3-4	.750	0-0	.000	0-0	.000	2-4-6	0.5	4	0	0	3	3	0	6	0.5
TOTAL	11-0	42	3.8	3-4	.750	0-0	.000	0-0	.000	2-4-6	0.5	4	0	0	3	3	0	6	0.5

CAREER STATISTICS • SEC GAMES ONLY																			
	GP-GS	Min	Avg	FG-A	Pct	3FG-A	Pct	FT-A	Pct	O-D-Tot	Avg	PF	FO	A	TO	Blk	Stl	Pts	Avg
2017-18	6-0	30	5.0	3-3	1.000	0-0	.000	0-0	.000	1-3-4	0.7	2	0	0	3	3	0	6	1.0
TOTAL	6-0	30	5.0	3-3	1.000	0-0	.000	0-0	.000	1-3-4	0.7	2	0	0	3	3	0	6	1.0

SEASON NOTES

Contributed four point, five rebounds, two blocks and two assists during exhibition win over Tarleton State (11/4) ... played a season-high 14 minutes scoring four points and recording two blocks in the win over South Carolina (2/3) ... pulled down a pair of boards in seven minutes of action against Missouri (2/13).

PERSONAL

Isiah Calvin Jasey was born Dec. 17, 1997, in Ottawa, Ontario, to parents Annie and the late Calvin Jasey ... father served in the U.S. Army ... has two brothers, Demetrius and the late Devon Labelle ... majoring in agriculture and life science.



JUNIOR (2L) • GUARD • 5-10 • 180 LBS.
DALLAS, TEXAS • SOUTH OAK CLIFF HS
MAJOR : PETROLEUM ENGINEERING

FRANK BYERS

#22

SEASON HIGHS					CAREER HIGHS				
PTS	—			—	PTS	2			vs Baylor (12/19/15)
RBS	1			vs Savannah State (12/13/17)	RBS	1			vs Denver (12/7/16) & Savannah State (12/13/17)
AST	—			—	AST	1			vs Auburn (2/18/18)
STL	—			—	STL	1			vs SE Louisiana (11/16/15)
BLK	—			—	BLK	—			—
3PM	—			—	3PM	—			—
MIN	3			vs Savannah State (12/13/17)	MIN	3			vs Savannah State (12/13/17)

2017-18 GAME-BY-GAME STATISTICS

	Min	FG-A	Pct	3FG-A	Pct	FT-A	Pct	O-D-Tot	Avg	PF	FO	A	TO	Blk	Stl	Pts	Avg
N 10 vs. West Virginia								----- DID NOT PLAY -----									
N 17 UCSB	1	0-0	.000	0-0	.000	0-0	.000	0-0-0	0.0	0	0	0	0	0	0	0	0.0
N 20 vs. Okla. State								----- DID NOT PLAY -----									
N 21 vs. Penn State								----- DID NOT PLAY -----									
N 24 Pepperdine								----- DID NOT PLAY -----									
N 26 at USC								----- DID NOT PLAY -----									
N 30 UTRGV								----- DID NOT PLAY -----									
D 5 vs. Arizona								----- DID NOT PLAY -----									
D 9 Prairie View A&M	1	0-0	.000	0-0	.000	0-0	.000	0-0-0	0.0	0	0	0	0	0	0	0	0.0
D 13 Savannah State	3	0-1	.000	0-1	.000	0-0	.000	1-0-1	0.3	0	0	0	0	0	0	0	0.0
D 19 Northern Kentucky								----- DID NOT PLAY -----									
D 21 Buffalo								----- DID NOT PLAY -----									
D 30 at Alabama								----- DID NOT PLAY -----									
J 2 Florida								----- DID NOT PLAY -----									
J 6 LSU								----- DID NOT PLAY -----									
J 9 at Kentucky								----- DID NOT PLAY -----									
J 13 at Tennessee								----- DID NOT PLAY -----									
J 16 Ole Miss								----- DID NOT PLAY -----									
J 20 Missouri								----- DID NOT PLAY -----									
J 23 at LSU								----- DID NOT PLAY -----									
J 27 at Kansas								----- DID NOT PLAY -----									
J 30 Arkansas								----- DID NOT PLAY -----									
F 3 South Carolina								----- DID NOT PLAY -----									
F 7 at Auburn								----- DID NOT PLAY -----									
F 10 Kentucky								----- DID NOT PLAY -----									
F 13 at Missouri								----- DID NOT PLAY -----									
F 17 at Arkansas								----- DID NOT PLAY -----									
F 20 Mississippi State								----- DID NOT PLAY -----									
F 24 at Vanderbilt								----- DID NOT PLAY -----									
F 28 at Georgia								----- DID NOT PLAY -----									
M 3 Alabama								----- DID NOT PLAY -----									
TOTALS (3 gp/ - gs)	5	0-1	.000	0-1	.000	0-0	.000	1-0-1	0.3	0	0	0	0	0	0	0	0.0

CAREER STATISTICS • ALL GAMES

	GP-GS	Min	Avg	FG-A	Pct	3FG-A	Pct	FT-A	Pct	O-D-Tot	Avg	PF	FO	A	TO	Blk	Stl	Pts	Avg
2015-16	8-0	9	1.1	1-3	.333	0-1	.000	0-1	.000	0-0-0	0.0	1	0	0	0	0	1	2	0.3
2016-17	3-0	3	1.0	0-0	.000	0-0	.000	0-0	.000	0-1-1	0.3	0	0	1	1	0	0	0	0.0
2017-18	3-0	5	1.7	0-1	.000	0-1	.000	0-0	.000	1-0-1	0.3	0	0	0	0	0	0	0	0.0
TOTAL	14-0	17	1.2	1-4	.250	0-2	.000	0-1	.000	1-1-2	0.1	1	0	1	1	0	1	2	0.1

CAREER STATISTICS • SEC GAMES ONLY

	GP-GS	Min	Avg	FG-A	Pct	3FG-A	Pct	FT-A	Pct	O-D-Tot	Avg	PF	FO	A	TO	Blk	Stl	Pts	Avg
2015-16	4-0	5	1.3	0-1	.000	0-1	.000	0-0	.000	0-0-0	0.0	0	0	0	0	0	0	0	0.0
2016-17	1-0	1	1.0	0-0	.000	0-0	.000	0-0	.000	0-0-0	0.0	0	0	1	1	0	0	0	0.0
2017-18	—	—	—	—	—	—	—	—	—	—	—	—	—	—	—	—	—	—	—
TOTAL	5-0	6	1.2	0-1	.000	0-1	.000	0-0	.000	0-0-0	0.0	0	0	1	1	0	0	0	0.0

SEASON NOTES

Made season debut vs UCSB (11/17).

PERSONAL

Frank Byers, Jr. is the son of Frank Byers, Sr. and Stephanie King ... born Oct. 19, 1996, in Dallas, Texas ... has two brothers, Wonya and Stephan, and two sisters, Desaree and Yasmine ... in his spare time, enjoys shooting and hanging out with friends ... plans to major in petroleum engineering.



FRESHMAN (HS) • GUARD • 5-9 • 167 LBS.
HOUSTON, TEXAS • ST. THOMAS
MAJOR : SPORT MANAGEMENT

CAMERON ALO

#33

SEASON HIGHS

CAREER HIGHS

PTS	—	—	PTS	—	—
RBS	—	—	RBS	—	—
AST	1	vs UCSB (11/17/17)	AST	1	vs UCSB (11/17/17)
STL	1	vs Savannah State (12/13/17)	STL	1	vs Savannah State (12/13/17)
BLK	—	—	BLK	—	—
3PM	—	—	3PM	—	—
MIN	1	vs Savannah State (12/13/17)	MIN	1	vs Savannah State (12/13/17)

2017-18 GAME-BY-GAME STATISTICS

	Min	FG-A	Pct	3FG-A	Pct	FT-A	Pct	O-D-Tot	Avg	PF	FO	A	TO	Blk	Stl	Pts	Avg
N 10 vs. West Virginia								----	DID NOT PLAY	----							
N 17 UCSB	0+	0-0	.000	0-0	.000	0-0	.000	0-0-0	0.0	0	0	1	0	0	0	0	0.0
N 20 vs. Okla. State								----	DID NOT PLAY	----							
N 21 vs. Penn State								----	DID NOT PLAY	----							
N 24 Pepperdine								----	DID NOT PLAY	----							
N 26 at USC								----	DID NOT PLAY	----							
N 30 UTRGV								----	DID NOT PLAY	----							
D 5 vs. Arizona								----	DID NOT PLAY	----							
D 9 Prairie View A&M								----	DID NOT PLAY	----							
D 13 Savannah State	1	0-0	.000	0-0	.000	0-0	.000	0-0-0	0.0	0	0	0	0	0	1	0	0.0
D 19 Northern Kentucky								----	DID NOT PLAY	----							
D 21 Buffalo								----	DID NOT PLAY	----							
D 30 at Alabama								----	DID NOT PLAY	----							
J 2 Florida								----	DID NOT PLAY	----							
J 6 LSU								----	DID NOT PLAY	----							
J 9 at Kentucky								----	DID NOT PLAY	----							
J 13 at Tennessee								----	DID NOT PLAY	----							
J 16 Ole Miss								----	DID NOT PLAY	----							
J 20 Missouri								----	DID NOT PLAY	----							
J 23 at LSU								----	DID NOT PLAY	----							
J 27 at Kansas								----	DID NOT PLAY	----							
J 30 Arkansas								----	DID NOT PLAY	----							
F 3 South Carolina								----	DID NOT PLAY	----							
F 7 at Auburn								----	DID NOT PLAY	----							
F 10 Kentucky								----	DID NOT PLAY	----							
F 13 at Missouri								----	DID NOT PLAY	----							
F 17 at Arkansas								----	DID NOT PLAY	----							
F 20 Mississippi State								----	DID NOT PLAY	----							
F 24 at Vanderbilt								----	DID NOT PLAY	----							
F 28 at Georgia								----	DID NOT PLAY	----							
M 3 Alabama								----	DID NOT PLAY	----							
TOTALS (2 gp/ - gs)	1	0-0	.000	0-0	.000	0-0	.000	0-0-0	0.0	0	0	1	0	0	1	0	0.0

CAREER STATISTICS - ALL GAMES

	GP-GS	Min	Avg	FG-A	Pct	3FG-A	Pct	FT-A	Pct	O-D-Tot	Avg	PF	FO	A	TO	Blk	Stl	Pts	Avg
2017-18	2-0	1	0.5	0-0	.000	0-0	.000	0-0	.000	0-0-0	0.0	0	0	1	0	0	1	0	0.0
TOTAL	2-0	1	0.5	0-0	.000	0-0	.000	0-0	.000	0-0-0	0.0	0	0	1	0	0	1	0	0.0

CAREER STATISTICS - SEC GAMES ONLY


	GP-GS	Min	Avg	FG-A	Pct	3FG-A	Pct	FT-A	Pct	O-D-Tot	Avg	PF	FO	A	TO	Blk	Stl	Pts	Avg
2017-18	—	—	—	—	—	—	—	—	—	—	—	—	—	—	—	—	—	—	—
TOTAL	—	—	—	—	—	—	—	—	—	—	—	—	—	—	—	—	—	—	—

SEASON NOTES

Made Texas A&M debut vs UCSB (11/17).

PERSONAL

Cameron Christian Alo was born April 24, 1998, in Houston, Texas, to parents Kenneth and Kim Alo ... has three brothers, Chris, Nick and Connor, as well as a sister, Katelyn ... enjoys watching movies in his spare time ... majoring in sport management.



JUNIOR (2L) • CENTER • 6-10 • 264 LBS.
PLANO, TEXAS • PLANO WEST HS
MAJOR : UNIVERSITY STUDIES LEADERSHIP

TYLER DAVIS

#34

SEASON HIGHS

CAREER HIGHS

PTS	23	vs West Virginia (11/10/17)	PTS	25	vs A&M Corpus Christi (12/5/16) & Vanderbilt (2/16/17)
RBS	17	vs Savannah State (12/13/17)	RBS	18	at West Virginia (1/28/17)
AST	4	vs Buffalo (12/21/17)	AST	4	vs Buffalo (12/21/17)
STL	2	vs South Carolina (2/3) & at Auburn (2/7)	STL	3	vs Florida (1/12/16) & UCLA (11/27/16)
BLK	4	vs Prairie View A&M (12/9/17)	BLK	4	at West Virginia (1/28/17) & Prairie View A&M (12/9/17)
3PM	1	six times, last at Tennessee (1/13/18)	3PM	1	six times, last at Tennessee (1/13/18)
MIN	37	vs Northern Kentucky (12/19/17)	MIN	37	vs Northern Kentucky (12/19/17)

2017-18 GAME-BY-GAME STATISTICS

	Min	FG-A	Pct	3FG-A	Pct	FT-A	Pct	O-D-Tot	Avg	PF	FO	A	TO	Blk	Stl	Pts	Avg
N10 vs. West Virginia *	30	10-12	.833	0-0	.000	3-3	1.000	4-9-13	13.0	2	0	0	3	1	0	23	23.0
N17 UCSB	* 27	6-8	.750	0-0	.000	2-2	1.000	1-5-6	9.5	2	0	2	3	3	1	14	18.5
N20 vs. Okla. State *	18	2-4	.500	0-0	.000	0-0	.000	0-8-8	9.0	4	0	0	2	1	0	4	13.7
N21 vs. Penn State *	28	6-9	.667	1-1	1.000	2-2	1.000	2-4-6	8.3	1	0	1	0	0	1	15	14.0
N24 Pepperdine *	29	6-11	.545	0-0	.000	4-7	.571	5-3-8	8.2	5	1	2	4	3	0	16	14.4
N26 at USC	* 28	4-11	.364	0-1	.000	2-4	.500	6-2-8	8.2	3	0	2	2	2	0	10	13.7
N30 UTRGV	* 27	6-7	.857	0-0	.000	1-7	.143	3-4-7	8.0	3	0	3	3	1	0	13	13.6
D5 vs. Arizona	* 32	9-12	.750	1-2	.500	2-2	1.000	0-2-2	7.3	3	0	0	3	0	1	21	14.5
D9 Prairie View A&M *	20	4-5	.800	0-0	.000	0-1	.000	1-4-5	7.0	2	0	2	0	4	1	8	13.8
D13 Savannah State *	24	5-9	.556	0-0	.000	3-4	.750	8-9-17	8.0	1	0	2	1	1	0	13	13.7
D19 Northern Kentucky *	37	7-12	.583	0-1	.000	0-0	.000	2-8-10	8.2	3	0	3	1	3	0	14	13.7
D21 Buffalo	* 31	5-13	.385	0-0	.000	6-6	1.000	4-7-11	8.4	1	0	4	3	0	1	16	13.9
D30 at Alabama	* 29	6-12	.500	1-1	1.000	1-1	1.000	3-3-6	8.2	4	0	1	3	0	0	14	13.9
J2 Florida	* 33	5-11	.455	1-3	.333	1-2	.500	3-4-7	8.1	0	0	1	2	2	0	12	13.8
J6 LSU	* 30	8-14	.571	0-3	.000	3-5	.600	4-8-12	8.4	4	0	1	6	2	0	19	14.1
J9 at Kentucky	* 30	8-10	.800	1-1	1.000	4-4	1.000	2-3-5	8.2	4	0	2	3	0	0	21	14.6
J13 at Tennessee *	33	4-8	.500	1-2	.500	0-0	.000	1-6-7	8.1	0	0	1	2	0	0	9	14.2
J16 Ole Miss *	33	8-14	.571	0-1	.000	4-8	.500	8-4-12	8.3	0	0	2	2	0	0	20	14.6
J20 Missouri	* 29	4-13	.308	0-2	.000	3-4	.750	3-11-14	8.6	2	0	2	0	3	0	11	14.4
J23 at LSU	* 27	5-9	.556	0-1	.000	2-3	.667	6-6-12	8.8	2	0	1	2	1	1	12	14.3
J27 at Kansas	* 28	8-17	.471	0-2	.000	2-2	1.000	3-6-9	8.8	2	0	0	2	1	0	18	14.4
J30 Arkansas	* 34	6-12	.500	0-1	.000	3-8	.375	11-2-13	9.0	2	0	0	0	1	0	15	14.5
F3 South Carolina *	19	4-6	.667	0-0	.000	4-6	.667	2-5-7	8.9	3	0	1	3	1	2	12	14.3
F7 at Auburn	* 32	7-12	.583	0-0	.000	1-1	1.000	4-4-8	8.9	4	0	2	1	1	2	15	14.4
F10 Kentucky	* 31	3-7	.429	0-1	.000	6-8	.750	2-4-6	8.8	4	0	0	0	2	0	12	14.3
F13 at Missouri	* 25	2-2	1.000	0-0	.000	1-2	.500	1-7-8	8.7	3	0	1	2	0	0	5	13.9
F17 at Arkansas																	
F20 Mississippi State																	
F24 at Vanderbilt																	
F28 at Georgia																	
M3 Alabama																	
TOTALS (26 gp/ 26 gs)	744	148-260	.569	6-23	.261	60-92	.652	89-138-227	8.7	64	1	36	53	33	10	362	13.9

CAREER STATISTICS - ALL GAMES

	GP-GS	Min	Avg	FG-A	Pct	3FG-A	Pct	FT-A	Pct	O-D-Tot	Avg	PF	FO	A	TO	Blk	Stl	Pts	Avg
2015-16	36-34	820	22.8	150-229	.655	0-0	.000	105-168	.625	106-118-224	6.2	95	0	26	58	41	20	405	11.3
2016-17	31-31	812	26.2	166-269	.617	0-1	.000	106-163	.693	95-121-216	7.0	82	1	44	83	29	15	438	14.1
2017-18	26-26	744	28.6	148-260	.569	6-23	.261	60-92	.652	89-138-227	8.7	64	1	36	53	33	10	362	13.9
TOTAL	93-91	2376	25.5	464-758	.612	6-24	.250	271-413	.656	290-377-667	7.2	241	2	106	194	103	45	1205	13.0

CAREER STATISTICS - SEC GAMES ONLY

	GP-GS	Min	Avg	FG-A	Pct	3FG-A	Pct	FT-A	Pct	O-D-Tot	Avg	PF	FO	A	TO	Blk	Stl	Pts	Avg
2015-16	17-17	400	23.5	63-112	.563	0-0	.000	49-75	.653	55-46-101	5.9	43	0	9	31	15	9	175	10.3
2016-17	18-18	489	27.2	91-149	.611	0-0	.000	53-71	.746	36-70-106	5.9	53	1	26	52	10	8	235	13.1
2017-18	13-13	385	29.6	70-130	.538	4-16	.250	33-52	.635	50-67-117	9.0	32	0	15	26	13	5	177	13.6
TOTAL	48-48	1274	26.5	224-391	.573	4-16	.250	135-198	.682	141-183-324	6.8	128	1	50	109	38	22	587	12.2

SEASON ACCOLADES

- Honorable Mention Preseason All-America (NBC Sports)
- Preseason Second Team All-SEC (Media)
- Preseason First Team All-SEC (Coaches)
- Kareem Abdul-Jabbar Award Watch List
- SEC Player of the Week (Jan. 22, 2017)

SEASON NOTES

Picked up 7th career double-double against No. 11 West Virginia in Germany, finished with 23 points, 13 rebounds and a block in 30 minutes, reached the 20 point mark for the seventh time in the Maroon & White ... rebounded from his first game without double-digit scoring against Oklahoma State (11/20) with 15 points in Legends Class championship game in win over Penn State (11/21) ... scored 10 points in win at No. 10 USC (11/26), also pulled down eight rebounds, made two blocks and dished out a pair of assists in 28 minutes against the Trojans ... hit 20 point mark for the second time this season in the Aggies first setback of the year at Arizona (12/5) ... matched career-best four blocks against Prairie View A&M (12/9) ... flirted with a 20-20 game after registering 11 points and 11 rebounds in the first half against Savannah State (12/13), finished with season-high 17 rebounds and 13 points ... registered third straight and 10th career double-double with 16 points and 11 rebounds against Buffalo (12/21), posted his 1,000th career point against the Bulls to become 36th member of the 1,000 point club at Texas A&M ... led the Aggies in scoring with 19 points on an 8-for-14 shooting performance against Florida (1/6), added 12 rebounds to secure his fifth double-double of the season (11th career) while also contributing a pair of blocks against the Tigers ... cracked the 20 point mark for the third time this season at Kentucky (1/9), poured in 21 points on 8-for-10 shooting from the floor ... notched his 12th career double-double (fifth this season), finishing with 20 points and 12 rebounds against Ole Miss (1/16), 12 boards gave Davis 590 for his three-year career and moved him into sole possession of 17th place on Texas A&M's all-time rebounding list, passing David Loubeau (581 rebounds from 2008-12) ... posted 13th career double-double with 11 points and 14 rebounds against Missouri (1/20), passed Carroll Broussard (596, 1959-62) for sole possession of 16th on Texas A&M's career rebound list ... contributed his third straight double-double and eighth overall this season (14th career) at LSU (1/23), the reigning Co-SEC Player of the Week finished with 12 points and 12 rebounds ... recorded his fourth double-double in five games with a 13-board, 15-rebound performance in the win over Arkansas including a career-high 11 offensive rebounds.

PERSONAL

Tyler Davis is the son of Deon Davis and Yvette Rubio and was born on May 22, 1997, in San Jose, Calif. ... has a brother, Logan, and two sisters, Mariah and Bria ... majoring in university studies leadership.



SOPHOMORE (1L) • FORWARD • 6-10 • 240 LBS.
OIL CITY, LA. • NORTH CADDO HS
MAJOR : RECREATION, PARK AND TOURISM SCIENCE

ROBERT WILLIAMS

#44

SEASON HIGHS				CAREER HIGHS			
PTS	21	vs Penn State (11/21/17) & at LSU (1/23/18)		PTS	21	vs Penn State (11/21/17) & at LSU (1/23/18)	
RBS	16	vs Prairie View A&M (12/9/17)		RBS	16	vs Missouri (2/7/17) & Prairie View A&M (12/9/17)	
AST	6	vs Pepperdine (11/24/17)		AST	6	vs Pepperdine (11/24/17)	
STL	3	vs Oklahoma State (11/20/17) & Buffalo (12/21/17)		STL	3	three times, last vs Buffalo (12/21/17)	
BLK	5	vs South Carolina (2/3)		BLK	6	vs Auburn (2/18/17)	
3PM	—	—		3PM	1	two times, last vs Vanderbilt (3/9/17)	
MIN	34	Florida (1/2/18)		MIN	35	at Vanderbilt (2/16/17) & Arkansas (2/22/17)	

2017-18 GAME-BY-GAME STATISTICS																			
	Min	FG-A	Pct	3FG-A	Pct	FT-A	Pct	O-D-Tot	Avg	PF	FO	A	TO	Blk	Stl	Pts	Avg		
N 10 vs. West Virginia									----										
N 17 UCSB									----										
N 20 vs. Okla. State	24	5-9	.556	0-2	.000	1-3	.333	2-9-11	11.0	3	0	2	3	2	3	11	11.0		
N 21 vs. Penn State	23	10-12	.833	0-0	.000	1-2	.500	3-7-10	10.5	4	0	1	2	1	1	21	16.0		
N 24 Pepperdine	19	2-3	.667	0-0	.000	0-0	.000	2-5-7	9.3	3	0	6	1	3	0	4	12.0		
N 26 at USC	* 23	2-4	.500	0-0	.000	0-1	.000	2-6-8	9.0	3	0	1	0	4	1	4	10.0		
N 30 UTRGV	* 25	1-1	1.000	0-0	.000	2-4	.500	2-12-14	10.0	2	0	3	0	3	0	4	8.8		
D 5 vs. Arizona	* 30	2-6	.333	0-1	.000	0-0	.000	2-5-7	9.5	1	0	2	2	2	2	4	8.0		
D 9 Prairie View A&M	* 26	4-4	1.000	0-0	.000	0-1	.000	2-14-16	10.4	2	0	2	5	4	0	8	8.0		
D 13 Savannah State									----										
D 19 Northern Kentucky									----										
D 21 Buffalo	25	1-6	.167	0-0	.000	0-0	.000	2-6-8	10.1	0	0	0	2	2	3	2	7.3		
D 30 at Alabama	21	5-10	.500	0-0	.000	4-7	.571	5-3-8	9.9	1	0	0	2	2	1	14	8.0		
J 2 Florida	* 34	5-12	.417	0-0	.000	2-2	1.000	3-8-11	10.0	1	0	2	2	4	0	12	8.4		
J 6 LSU									----										
J 9 at Kentucky	22	5-7	.714	0-1	.000	2-6	.333	4-4-8	9.8	4	0	0	2	0	1	12	8.7		
J 13 at Tennessee	* 25	3-8	.375	0-0	.000	2-2	1.000	1-6-7	9.6	5	1	2	3	3	0	8	8.7		
J 16 Ole Miss	* 32	8-9	.889	0-0	.000	2-3	.667	3-6-9	9.5	2	0	2	2	3	0	18	9.4		
J 20 Missouri	* 27	6-10	.600	0-1	.000	1-2	.500	3-6-9	9.5	1	0	2	2	1	0	13	9.6		
J 23 at LSU	* 29	10-14	.714	0-1	.000	1-3	.333	8-7-15	9.9	2	0	0	3	1	0	21	10.4		
J 27 at Kansas	* 29	5-8	.625	0-1	.000	1-4	.250	2-7-9	9.8	3	0	1	2	4	1	11	10.4		
J 30 Arkansas	* 19	5-6	.833	0-0	.000	0-2	.000	1-6-7	9.6	3	0	4	2	3	1	10	10.4		
F 3 South Carolina	* 21	5-5	1.000	0-0	.000	1-1	1.000	1-8-9	9.6	1	0	0	1	5	2	11	10.4		
F 7 at Auburn	* 33	8-9	.889	0-0	.000	0-0	.000	2-5-7	9.5	2	0	1	1	2	1	16	10.7		
F 10 Kentucky	* 31	6-9	.667	0-1	.000	0-1	.000	2-9-11	9.6	3	0	1	2	4	1	12	10.8		
F 13 at Missouri	* 28	4-9	.444	0-2	.000	2-2	1.000	2-7-9	9.5	1	0	0	1	0	0	10	10.8		
F 17 at Arkansas																			
F 20 Mississippi State																			
F 24 at Vanderbilt																			
F 28 at Georgia																			
M 3 Alabama																			
TOTALS (21 gp / 15 gs)	546	102-161	.634	0-10	.000	22-46	.478	54-146-200	9.5	47	1	32	40	53	18	226	10.8		

CAREER STATISTICS • ALL GAMES																			
	GP-GS	Min	Avg	FG-A	Pct	3FG-A	Pct	FT-A	Pct	O-D-Tot	Avg	PF	FO	A	TO	Blk	Stl	Pts	Avg
2016-17	31-17	801	25.8	154-276	.558	2-18	.111	59-100	.590	94-159-253	8.2	57	2	44	54	77	21	389	11.9
2017-18	21-15	546	26.0	102-161	.634	0-10	.000	22-46	.478	54-146-200	9.5	47	1	32	40	53	18	226	10.8
TOTAL	52-32	1347	25.9	256-437	.586	2-28	.071	81-146	.555	148-305-453	8.7	104	3	76	94	130	39	595	11.4

CAREER STATISTICS • SEC GAMES ONLY																			
	GP-GS	Min	Avg	FG-A	Pct	3FG-A	Pct	FT-A	Pct	O-D-Tot	Avg	PF	FO	A	TO	Blk	Stl	Pts	Avg
2016-17	18-15	505	28.1	97-179	.542	1-12	.083	37-72	.514	64-108-172	9.6	39	2	25	37	46	14	232	12.9
2017-18	12-10	322	26.8	70-108	.648	0-6	.000	17-31	.548	35-75-110	9.2	26	1	14	23	28	7	157	13.1
TOTAL	30-25	827	27.6	167-287	.582	1-18	.056	54-103	.524	99-183-282	9.4	65	3	39	60	74	21	389	13.0

SEASON ACCOLADES

- Third Team Preseason All-American (NBC Sports)
- Preseason Co-SEC Player of the Year (Media)
- Preseason First Team All-SEC (Media)
- Preseason First Team All-SEC (Coaches)
- Karl Malone Power Forward of the Year Award Watch List
- Oscar Robertson Trophy Watch List

SEASON NOTES

Recorded a blocked shot in every contest that he has donned the Maroon & White, a nation-leading streak of 41 games that came to end at Kentucky (1/9) ... missed serving a suspension for a violation of Texas A&M policy ... returned from suspension with a double-double against Oklahoma State (11/20) in Legends Classic semifinals, finished with 11 points and rebounds to go along with three steals, two blocks and two assists in 24 minutes of court time against the Cowboys ... secured Legends Classic MVP honors with second-straight double-double in the finals victory over Penn State (11/21), poured in career-high 21 points on 10-for-12 shooting and 10 rebounds, added a block, an assists and a steal in 23 minutes against the Nittany Lions ... against Pepperdine (11/24), dished out career-high six assists in 19 minutes against the Waves ... recorded season-high four blocks at No. 10 USC (11/26), also corralled eight rebounds in first start of the season against the Trojans ... pulled down a season-high 14 rebounds against UTRGV (11/30), also recorded a trio of assists and blocks against the Vacqueros ... matched career-best 16 rebounds against Prairie View A&M (12/9) ... posted his third double-double of the season and 14th of his career with a 12-point and 11-rebound outing against Florida (1/2), also swatted four Gator shots ... contributed 18 points 8-of-9 shooting against Ole Miss (1/16), added three blocks to jump him from seventh to a tie for fifth on A&M's all-time list, passing David Harris and drawing even with Calvin Davis with 110 career swats ... fell just one board short of a double-double against Missouri (1/20), ending play with 13 points and nine rebounds ... matched a career-high with 10 made field goals at LSU (1/23), finished with a team-high 21 points and 15 rebounds to notch a double-double ... posted a season-high five blocks in the win over South Carolina (2/3) ... put up 12 points (10 on dunks) and 11 boards for his 16th career double-double (fifth this season) with four blocks in the win over Kentucky (2/10).

PERSONAL

Robert Lee Williams was born Oct. 17, 1997, in Shreveport, La., to parents Robert and Tundra Williams ... has a sister, Brittanni ... majoring in recreation, park and tourism science.

NUMERICAL ROSTER

	NAME	POS.	HT.	WT.	CL-EXP	HOMETOWN (HIGH SCHOOL / COLLEGE)
0	Jay Jay Chandler	G	6-4	181	Fr-HS	Katy, Texas (Cinco Ranch HS)
1	D.J. Hogg	F	6-9	220	Jr-2L	Plano, Texas (Plano West HS)
2	T.J. Starks	G	6-2	202	Fr-HS	Dallas, Texas (Lancaster HS)
3	Admon Gilder	G	6-4	199	Jr-2L	Dallas, Texas (Madison HS)
5	Savion Flagg	G/F	6-7	217	Fr-HS	Alvin, Texas (Alvin HS)
10	Tonny Trocha-Morelos	C	6-10	223	Sr-3L	Cartagena, Colombia (Mayor Jose Celestino Mutis)
11	Mark French	G	5-8	154	So.-1L	Plano, Texas (Prestonwood Christian Academy)
12	Chris Collins	G	6-3	178	Jr-2L	Friendswood, Texas (Friendswood HS)
13	Duane Wilson	G	6-3	180	Sr-Grad.	Milwaukee, Wis. (Dominican HS / Marquette)
15	Isiah Jasey	F	6-10	242	Fr-HS	Killeen, Texas (Sunrise Christian [Wichita, Kan.]
22	Frank Byers	G	5-10	180	Jr-2L	Dallas, Texas (South Oak Cliff HS)
24	John Walker III	F	6-9	180	Fr-HS	Houston, Texas (Marshall HS)
32	Josh Nebo	F	6-9	239	Jr-TR	Houston, Texas (Cypress Lakes / Saint Francis)
33	Cameron Alo	G	5-9	167	Fr-HS	Houston, Texas (St. Thomas)
34	Tyler Davis	C	6-10	264	Jr-2L	Plano, Texas (Plano West HS)
44	Robert Williams	F	6-10	240	So-1L	Oil City, La. (North Caddo High School)

ALPHABETICAL ROSTER

	NAME	POS.	HT.	WT.	CL-EXP	HOMETOWN (HIGH SCHOOL / COLLEGE)
33	Cameron Alo	G	5-9	167	Fr-HS	Houston, Texas (St. Thomas)
22	Frank Byers	G	5-10	180	Jr-2L	Dallas, Texas (South Oak Cliff HS)
0	Jay Jay Chandler	G	6-4	181	Fr-HS	Katy, Texas (Cinco Ranch HS)
12	Chris Collins	G	6-3	178	Jr-2L	Friendswood, Texas (Friendswood HS)
34	Tyler Davis	C	6-10	264	Jr-2L	Plano, Texas (Plano West HS)
5	Savion Flagg	G/F	6-7	217	Fr-HS	Alvin, Texas (Alvin HS)
11	Mark French	G	5-8	154	So.-1L	Plano, Texas (Prestonwood Christian Academy)
3	Admon Gilder	G	6-4	199	Jr-2L	Dallas, Texas (Madison HS)
1	D.J. Hogg	F	6-9	220	Jr-2L	Plano, Texas (Plano West HS)
15	Isiah Jasey	F	6-10	242	Fr-HS	Killeen, Texas (Sunrise Christian [Wichita, Kan.]
32	Josh Nebo	F	6-9	239	Jr-TR	Houston, Texas (Cypress Lakes / Saint Francis)
2	T.J. Starks	G	6-2	202	Fr-HS	Dallas, Texas (Lancaster HS)
10	Tonny Trocha-Morelos	C	6-10	223	Sr-3L	Cartagena, Colombia (Mayor Jose Celestino Mutis)
24	John Walker III	F	6-9	180	Fr-HS	Houston, Texas (Marshall HS)
44	Robert Williams	F	6-10	240	So-1L	Oil City, La. (North Caddo High School)
13	Duane Wilson	G	6-3	180	Sr-Grad.	Milwaukee, Wis. (Dominican HS / Marquette)

COACHING & SUPPORT STAFF

HEAD COACH: Billy Kennedy (Southeastern Louisiana '86), 6th season

ASSISTANT COACH: Amir Abdur-Rahim (SE Louisiana '04) // Isaac Chew (Avila University '98) // Ulric Maligi (Howard '06)

SPECIAL ASSISTANT: Don Maestri (Southern Miss '68)

STRENGTH & CONDITIONING: Darby Rich (Alabama '92)

DIRECTOR OF SCOUTING & PLAYER DEVELOPMENT: Alex Lloyd (Pomona College '06)

STUDENT-ATHLETE DEVELOPMENT: Barry Davis (Texas A&M '76)

ASSISTANT ATHLETICS DIRECTOR/BASKETBALL: Peter Warden (Texas A&M '05)

ATHLETIC TRAINER: Matt Doles (New Mexico '99)

AGGIES BY CLASS

SENIORS	2
	Tonny Trocha-Morelos Duane Wilson
JUNIORS	6
	Frank Byers Chris Collins Tyler Davis Admon Gilder D.J. Hogg Josh Nebo
SOPHOMORES	2
	Mark French Robert Williams
FRESHMEN	6
	Cameron Alo Jay Jay Chandler Savion Flagg Isiah Jasey T.J. Starks John Walker III

AGGIES BY HEIGHT

6'10"	Tyler Davis / Isiah Jasey / Tonny Trocha-Morelos / Robert Williams
6'9"	D.J. Hogg / Josh Nebo / John Walker III
6'7"	Savion Flagg
6'4"	Jay Jay Chandler / Admon Gilder
6'3"	Duane Wilson
6'2"	Chris Collins / T.J. Starks
5'10"	Frank Byers
5'9"	Cameron Alo
5'8"	Mark French

AGGIES BY STATE

TEXAS	13
	Cameron Alo (Houston) Frank Byers (Dallas) Jay Jay Chandler (Katy) Chris Collins (Friendswood) Tyler Davis (Plano) Savion Flagg (Alvin) Mark French (Plano) Admon Gilder (Dallas) D.J. Hogg (Plano) Isiah Jasey (Killeen) Josh Nebo (Houston) T.J. Starks (Dallas) John Walker III (Houston)

LOUISIANA	1
	Robert Williams (Oil City)
WISCONSIN	1
	Duane Wilson (Milwaukee)

INTERNATIONAL AGGIES

COLOMBIA	1
	Tonny Trocha-Morelos (Cartagena)

PRONUNCIATION GUIDE


Name	Pronunciation
SAVION Flagg	SAY-vee-on
ADMON Gilder	ADD-mon
D.J. HOGG	HOEG [rhymes with rogue]
Josh NEBO	NEE-bow
TONNY TROCHA-MORELOS	Tony TRO-sha Mor-AY-los

— RADIO-TV ROSTER —
TEXAS A&M BASKETBALL



Jay Jay Chandler

0 6-4 • 181 • Fr-HS
Katy, Texas



D.J. Hogg

1 6-9 • 220 • Jr-2L
Plano, Texas



T.J. Starks

2 6-2 • 202 • Fr-HS
Dallas, Texas



Admon Gilder

3 6-4 • 199 • Jr-2L
Dallas, Texas



Savion Flagg

5 6-7 • 217 • Fr-HS
Alvin, Texas



Tonny Trocha-Morelos

10 6-10 • 223 • Sr-3L
Cartagena, Colombia



Mark French

11 5-8 • 154 • So-1L
Plano, Texas



Chris Collins

12 6-3 • 178 • Jr-2L
Friendswood, Texas



Duane Wilson

13 6-3 • 180 • Sr Grad-[TR]
Milwaukee, Wis.




Isiah Jasey

15 6-10 • 242 • Fr-HS
Killeen, Texas



Frank Byers

22 5-10 • 180 • Jr-2L
Dallas, Texas



John Walker III

24 6-9 • 180 • Fr-HS
Houston, Texas




Josh Nebo

32 6-9 • 239 • Jr-TR
Houston, Texas



Cameron Alo

33 5-9 • 167 • Fr-HS
Houston, Texas



Tyler Davis

34 6-10 • 264 • Jr-2L
Plano, Texas



Robert Williams

44 6-10 • 240 • So-1L
Oil City, La.



Billy Kennedy

Head Coach
7th Season

PRONUNCIATION GUIDE

Name	Pronunciation
SAVION Flagg	SAY-vee-on
ADMON Gilder	ADD-mon
D.J. HOGG	HOEG [rhymes with rogue]
Josh NEBO	NEE-bow
TONNY TROCHA-MORELOS	Tony TRO-sha Mor-AY-los