



# CRIMSON TIDE

BASKETBALL

19 NCAA Appearances » 13 Combined SEC Titles » 2nd in SEC History in Total League Wins » 2nd In SEC History in Winning Percentage

## GAME 29 ALABAMA VS ARKANSAS

FEBRUARY 24, 2018 / 5 P.M. CT / TUSCALOOSA, ALA.  
COLEMAN COLISEUM (15,383)

TV: SEC NETWORK

(Play-By-Play: Mike Morgan, Analyst: Dane Bradshaw)

RADIO: CRIMSON TIDE SPORTS NETWORK | SIRIUS/XM

(Play-By-Play: Chris Stewart, Analyst: Bryan Passink) | Sirius/XM Channels 137/190

### CRIMSON TIDE

Record	17-11
SEC Record	8-7
ESPN.com RPI/SOS	29/10
Leading Scorer	Collin Sexton (18.4)
Leading Rebounder	Donta Hall (7.0)
Leader in Assists	Collin Sexton (3.4)
Head Coach	Avery Johnson
Record at Alabama (Years)	54-41 (3rd)
Career Record (Years)	308-227 (10th)

### RAZORBACKS

Record	19-9
SEC Record	8-7
ESPN.com RPI/SOS	31/51
Leading Scorer	Jaylen Barford (18.4)
Leading Rebounder	Daniel Gafford (6.1)
Leader in Assists	Daryl Macon (3.9)
Head Coach	Mike Anderson
Record at Arkansas (Years)	147-83 (7th)
Career Record (Years)	347-181 (16th)

### NUGGETS YOU NEED TO KNOW

- Alabama begins its final two-game homestand when it welcomes the Arkansas Razorbacks to Coleman Coliseum on Saturday at 5 p.m. on SEC Network. It is the only meeting between the teams this season.
- Both Alabama and Arkansas enter Saturday's game with identical 8-7 league records with three games remaining in the regular season. In fact, both the Tide and Razorbacks are two of six teams tied for third place overall in the league standings entering the final week of conference play.
- Alabama boasts a 3-1 record against teams in the ESPN.com RPI top 11 (as of Feb. 23). The Tide split its two games with No. 6 Auburn and defeated both No. 7 Rhode Island and No. 11 Tennessee.
- UA owns six victories this season over Quadrant 1 opponents. That number is tied for second-most in the SEC and for seventh-best in the country, trailing only North Carolina (10), Kansas (10), Auburn (8), Villanova (8), Virginia (8) and Xavier (7).
- In league games, Alabama ranks as the top defensive team in the SEC. Through 15 conference games, Alabama tops the SEC in scoring defense (67.3), field goal percentage defense (.394) and blocks per game (5.4), while ranking second in three-point field goal percentage defense (.304) and third in steals (6.5).
- Saturday's game with Arkansas features two of the top scorers and the top dunkers in the Southeastern Conference this season. Both Collin Sexton and Jaylen Bradford enter the contest tied for second among the league's scoring leaders at 18.4 points per game. Meanwhile, Donta Hall (63 dunks) and Daniel Gafford (55 dunks) are the top dunkers in the SEC.
- Alabama will play its final home game when it welcomes the Florida Gators for Senior Night on Tuesday night at 6 p.m. CT on ESPN. It will be the second meeting between the two teams this season, as the Tide captured a 68-50 win at Florida back on Feb. 3.

### SOCIAL MEDIA:



Follow us on Twitter and Instagram @AlabamaMBB



Like us on Facebook at AlabamaMBB

Follow **ALABAMA MEN'S BASKETBALL** on the social media sites listed for up-to-date news, exclusive content and more.

#BUCKLEUP

## 2017-18 SCHEDULE

Opponent	TV	Time (CT)/Result
<b>NOVEMBER</b>		
6 UAH (EXH.)	SECN+	W, 74-65
10 vs. Memphis <sup>1</sup>	CBS Sports Network	W, 82-70
14 LIPSCOMB	SEC Network	W, 86-64
17 ALABAMA A&M <sup>2</sup>	SECN+	W, 104-67
21 <sup>RV</sup> UT ARLINGTON <sup>2</sup>	SEC Network	W, 77-76
24 vs. BYU <sup>3</sup>	Stadium	W, 72-59
25 vs. <sup>No. 14</sup> Minnesota <sup>3</sup>	Stadium	L, 84-89
29 LOUISIANA TECH	SECN+	W, 77-74

### DECEMBER

3 <sup>RV</sup> UCF	ESPNU	L, 62-65
6 <sup>RV</sup> RHODE ISLAND	SECN+	W, 68-64
9 at <sup>RV</sup> Arizona	ESPN2	L, 82-88
19 vs. Mercer <sup>4</sup>	SEC Network	W, 80-79
22 <sup>RV</sup> TEXAS <sup>5</sup>	ESPN2	L, 50-66
30 <sup>No. 5</sup> TEXAS A&M*	ESPN2	W, 79-57

### JANUARY

2 at Vanderbilt*	SEC Network	L, 75-76
6 at Georgia*	SEC Network	L, 46-65
9 SOUTH CAROLINA*	SEC Network	W, 76-62
13 at LSU*	SEC Network	W, 74-66
17 <sup>No. 17</sup> AUBURN*	SEC Network	W, 76-71
20 MISSISSIPPI STATE*	SEC Network	W, 68-62
23 at Ole Miss*	SEC Network	L, 66-78
27 <sup>No. 12</sup> OKLAHOMA <sup>6</sup>	ESPN	W, 80-73
31 MISSOURI*	ESPN2	L, 60-69

### FEBRUARY

3 at <sup>No. 23</sup> Florida*	ESPN	W, 68-50
6 at Mississippi State*	SEC Network	L, 63-67
10 <sup>No. 15</sup> TENNESSEE*	SEC Network	W, 78-50
13 LSU*	SEC Network	W, 80-65
17 at <sup>RV</sup> Kentucky*	CBS	L, 71-81
21 at <sup>No. 12</sup> Auburn*	SEC Network	L, 71-90
24 <sup>RV</sup> ARKANSAS*	SEC Network	5 p.m.
27 FLORIDA*	ESPN	6 p.m.

### MARCH

3 at Texas A&M*	ESPN/ESPN2	1 p.m.
7-11 at SEC Tournament <sup>7</sup>	TBA	TBA


- Veterans Classic (Annapolis, Md.)
- Barclays Classic (Tuscaloosa, Ala.)
- Barclays Classic (Brooklyn, N.Y.)
- Rocket City Classic (Huntsville, Ala.)
- Vulcan Classic (Birmingham, Ala.)
- Big 12/SEC Challenge
- Southeastern Conference Tournament (St. Louis, Mo.)

\* Southeastern Conference game

**BOLD** indicates home game

Rankings listed are AP/Coaches

2017-18 OVERALL • 17-11 / SEC • 8-7 / LAST 10 • 5-5 / HOME • 12-3 / AWAY • 2-7 / NEUTRAL • 3-1  
PREVIOUS GAME'S STARTERS HIGHLIGHTED IN SHADED BOX

0		<div>DONTA HALL</div> <div>F • 6-9 • 232 • Jr. • Luverne, Ala.</div> <table><tr><td>PPG</td><td>RPG</td><td>APG</td><td>SPG</td><td>BPG</td><td>MPG</td></tr><tr><td>11.4</td><td>7.0</td><td>0.6</td><td>0.7</td><td>2.4</td><td>23.7</td></tr></table>	PPG	RPG	APG	SPG	BPG	MPG	11.4	7.0	0.6	0.7	2.4	23.7	<div>LAST GAME: 7 pts, 5 rebs, 4 blks at Auburn</div> <div>NOTE: Leads team in FG% (.751), rebounds, blocks &amp; dunks; 2nd in ppg ... 3rd in SEC &amp; 23rd nationally in blocks ... one of the top dunkers in the SEC with 63 this year ... career-high 20 pts vs. UCF and vs. LSU ... career-best 8 blks vs Oklahoma ... 5 double-doubles.</div>	<div>SEASON HIGHS</div> <div>Pts: 20 2x, last vs. LSU, 2/13/18</div> <div>Rebs: 14 vs. Rhode Island, 12/6/17</div> <div>Asts: 3 2x, last vs. Lipscomb, 11/14/17</div> <div>Blks: 8 vs. Oklahoma, 1/27/18</div>
PPG	RPG	APG	SPG	BPG	MPG											
11.4	7.0	0.6	0.7	2.4	23.7											
1		<div>RILEY NORRIS</div> <div>G/F • 6-7 • 210 • Sr. • Albertville, Ala.</div> <table><tr><td>PPG</td><td>RPG</td><td>APG</td><td>SPG</td><td>BPG</td><td>MPG</td></tr><tr><td>4.8</td><td>2.4</td><td>0.7</td><td>0.4</td><td>0.0</td><td>18.4</td></tr></table>	PPG	RPG	APG	SPG	BPG	MPG	4.8	2.4	0.7	0.4	0.0	18.4	<div>LAST GAME: DNP at Auburn</div> <div>NOTE: Ruled out for season on Dec. 29 with hip injury after playing in nine games on the year ... scored a season high 13 pts vs. Minnesota ... has five career double-doubles ... team's most experienced player (110 career games).</div>	<div>SEASON HIGHS</div> <div>Pts: 13 vs. Minnesota, 11/25/17</div> <div>Rebs: 4 vs. LA Tech, 11/29/17</div> <div>Asts: 1, 6x last at Arizona, 12/9/17</div> <div>Stls: 1, 5x last vs. Texas, 12/22/17</div>
PPG	RPG	APG	SPG	BPG	MPG											
4.8	2.4	0.7	0.4	0.0	18.4											
2		<div>COLLIN SEXTON</div> <div>G • 6-3 • 190 • Fr. • Mableton, Ga.</div> <table><tr><td>PPG</td><td>RPG</td><td>APG</td><td>SPG</td><td>BPG</td><td>MPG</td></tr><tr><td>18.4</td><td>3.6</td><td>3.4</td><td>1.0</td><td>0.1</td><td>29.2</td></tr></table>	PPG	RPG	APG	SPG	BPG	MPG	18.4	3.6	3.4	1.0	0.1	29.2	<div>LAST GAME: 25 pts, 5 rebs, 2 asts at Auburn</div> <div>NOTE: UA freshman scoring record with 40 pts vs. Minnesota ... SEC Freshman of the Week (11/27) ... 30 pts at Arizona ... leads UA in ppg and apg ... tied for 2nd in SEC in ppg ... top-20 late season Wooden Award honoree ... Naismith Award late season top-30.</div>	<div>SEASON HIGHS</div> <div>Pts: 40 vs. Minnesota, 11/25/17</div> <div>Rebs: 8 at Florida, 2/3/18</div> <div>Asts: 6 at Florida, 2/3/18</div> <div>Stls: 3, 3x last at Vanderbilt, 1/2/18</div>
PPG	RPG	APG	SPG	BPG	MPG											
18.4	3.6	3.4	1.0	0.1	29.2											
3		<div>ALEX REESE</div> <div>F • 6-9 • 250 • Fr. • Pelham, Ala.</div> <table><tr><td>PPG</td><td>RPG</td><td>APG</td><td>SPG</td><td>BPG</td><td>MPG</td></tr><tr><td>4.1</td><td>2.8</td><td>0.3</td><td>0.5</td><td>0.2</td><td>11.4</td></tr></table>	PPG	RPG	APG	SPG	BPG	MPG	4.1	2.8	0.3	0.5	0.2	11.4	<div>LAST GAME: 6 pts, 5 rebs at Auburn</div> <div>NOTE: Averaging 8.0 pts &amp; 5.0 rebs over last 2 gms ... season-high 10 points vs. Mercer and at Kentucky ... scored 9 pts at LSU ... No. 2 prospect in Alabama by ESPN.com ... named the AHSAA 6A State Player of the Year as a senior.</div>	<div>SEASON HIGHS</div> <div>Pts: 10 vs. Mercer, 12/19/17</div> <div>Rebs: 9, 2x last vs. Lipscomb, 11/14/17</div> <div>Asts: 3 vs. Memphis, 11/10/17</div> <div>Stls: 4 vs. Memphis, 11/10/17</div>
PPG	RPG	APG	SPG	BPG	MPG											
4.1	2.8	0.3	0.5	0.2	11.4											
4		<div>DANIEL GIDDENS</div> <div>F/C • 6-11 • 247 • So. • Mableton, Ga.</div> <table><tr><td>PPG</td><td>RPG</td><td>APG</td><td>SPG</td><td>BPG</td><td>MPG</td></tr><tr><td>4.4</td><td>2.6</td><td>0.3</td><td>0.4</td><td>1.1</td><td>13.9</td></tr></table>	PPG	RPG	APG	SPG	BPG	MPG	4.4	2.6	0.3	0.4	1.1	13.9	<div>LAST GAME: 1 rebs at Auburn</div> <div>NOTE: Career-high 13 pts vs. Miss. State ... had 12 pts &amp; 6 rebs vs. Rhode Island ... 11 pts vs. South Carolina and at Miss. State ... second on team and seventh in SEC in blocks per game ... sat out last year after transferring from Ohio State.</div>	<div>SEASON HIGHS</div> <div>Pts: 13 vs. Mississippi State, 1/20/18</div> <div>Rebs: 9 vs. Oklahoma, 1/27/18</div> <div>Asts: 1, 4x last at Vanderbilt, 1/2/18</div> <div>Blks: 4 vs. UCF, 12/3/17</div>
PPG	RPG	APG	SPG	BPG	MPG											
4.4	2.6	0.3	0.4	1.1	13.9											
5		<div>AVERY JOHNSON JR.</div> <div>G • 5-11 • 187 • Jr. • Houston, Texas</div> <table><tr><td>PPG</td><td>RPG</td><td>APG</td><td>SPG</td><td>BPG</td><td>MPG</td></tr><tr><td>4.6</td><td>1.1</td><td>0.8</td><td>0.5</td><td>0.1</td><td>14.6</td></tr></table>	PPG	RPG	APG	SPG	BPG	MPG	4.6	1.1	0.8	0.5	0.1	14.6	<div>LAST GAME: 10 pts, 3 stls, 2 asts at Auburn</div> <div>NOTE: Season high 13 pts vs. Memphis ... 10 pts and 3 stls at Auburn ... 10 pts vs. South Carolina ... also had 10 pts and 2 stls at Florida ... ranked 5th in scoring &amp; 3FG% last season ... had career-highs of 23 pts in the 40T win at USC.</div>	<div>SEASON HIGHS</div> <div>Pts: 13 vs. Memphis, 11/10/17</div> <div>Rebs: 4 vs. Alabama A&amp;M, 11/17/17</div> <div>Asts: 5 vs. Alabama A&amp;M, 11/17/17</div> <div>Stls: 3 2x, last at Auburn, 2/21/18</div>
PPG	RPG	APG	SPG	BPG	MPG											
4.6	1.1	0.8	0.5	0.1	14.6											
10		<div>HERBERT JONES</div> <div>G • 6-7 • 200 • Fr. • Greensboro, Ala.</div> <table><tr><td>PPG</td><td>RPG</td><td>APG</td><td>SPG</td><td>BPG</td><td>MPG</td></tr><tr><td>4.7</td><td>3.6</td><td>1.5</td><td>1.3</td><td>0.6</td><td>21.9</td></tr></table>	PPG	RPG	APG	SPG	BPG	MPG	4.7	3.6	1.5	1.3	0.6	21.9	<div>LAST GAME: 12 mins at Auburn</div> <div>NOTE: Leads team &amp; SEC with a school record 20 charges drawn ... tops team in steals ... season-best 14 pts vs. Oklahoma ... 12 pts vs. Memphis ... three-time first-team all-state &amp; 4A Player of the Year ... No. 71 rated recruit by Rivals.</div>	<div>SEASON HIGHS</div> <div>Pts: 14 vs. Oklahoma, 1/27/18</div> <div>Rebs: 9 vs. UT Arlington, 11/21/17</div> <div>Asts: 4 3x last vs. Auburn, 1/17/18</div> <div>Stls: 5 vs. UCF, 12/3/17</div>
PPG	RPG	APG	SPG	BPG	MPG											
4.7	3.6	1.5	1.3	0.6	21.9											
12		<div>DAZON INGRAM</div> <div>G • 6-5 • 207 • So. • Theodore, Ala.</div> <table><tr><td>PPG</td><td>RPG</td><td>APG</td><td>SPG</td><td>BPG</td><td>MPG</td></tr><tr><td>9.9</td><td>5.7</td><td>2.7</td><td>0.9</td><td>0.3</td><td>28.8</td></tr></table>	PPG	RPG	APG	SPG	BPG	MPG	9.9	5.7	2.7	0.9	0.3	28.8	<div>LAST GAME: 9 pts, 6 rebs, 2 asts at Auburn</div> <div>NOTE: Second in apg &amp; rpg, 4th in ppg ... 5th in the SEC in defensive rebounds a game (5.0) ... matched career high with 22 pts vs. LA Tech ... scored 20 pts with 5 rebs &amp; 5 asts vs. Memphis ... 4th career double-double with 18 pts &amp; 10 rebs at LSU.</div>	<div>SEASON HIGHS</div> <div>Pts: 22 vs. LA Tech, 11/29/17</div> <div>Rebs: 14 vs. Rhode Island, 12/6/17</div> <div>Asts: 5, 3x last at Ole Miss, 1/23/18</div> <div>Stls: 3 vs. Texas A&amp;M, 12/30/17</div>
PPG	RPG	APG	SPG	BPG	MPG											
9.9	5.7	2.7	0.9	0.3	28.8											
15		<div>TYLER BARNES</div> <div>F • 6-8 • 205 • Fr. • Louisville, Ky.</div> <table><tr><td>PPG</td><td>RPG</td><td>APG</td><td>SPG</td><td>BPG</td><td>MPG</td></tr><tr><td>0.0</td><td>0.0</td><td>0.0</td><td>0.0</td><td>0.0</td><td>1.3</td></tr></table>	PPG	RPG	APG	SPG	BPG	MPG	0.0	0.0	0.0	0.0	0.0	1.3	<div>LAST GAME: DNP at Auburn</div> <div>NOTE: Became eligible to suit up for the Crimson Tide prior to the Rhode Island game (12/6) ... saw his first collegiate action vs. Texas A&amp;M ... joined the team as a practice player through walk-on tryouts ... attended St. Xavier HS.</div>	<div>SEASON HIGHS</div> <div>Pts: NA</div> <div>Rebs: NA</div> <div>Asts: NA</div> <div>Stls: NA</div>
PPG	RPG	APG	SPG	BPG	MPG											
0.0	0.0	0.0	0.0	0.0	1.3											
22		<div>AR'MOND DAVIS</div> <div>G • 6-6 • 202 • Sr. • Tacoma, Wash.</div> <table><tr><td>PPG</td><td>RPG</td><td>APG</td><td>SPG</td><td>BPG</td><td>MPG</td></tr><tr><td>-</td><td>-</td><td>-</td><td>-</td><td>-</td><td>-</td></tr></table>	PPG	RPG	APG	SPG	BPG	MPG	-	-	-	-	-	-	<div>LAST GAME: DNP at Auburn</div> <div>NOTE: Has not seen any action. 2016-17: Played in 32 contests and averaged 6.9 ppg ... ranked fourth in made threes (32) &amp; third in threes attempted (129) ... finished with 10 double-figure scoring contests on the season.</div>	<div>SEASON HIGHS</div> <div>Pts: NA</div> <div>Rebs: NA</div> <div>Asts: NA</div> <div>Stls: NA</div>
PPG	RPG	APG	SPG	BPG	MPG											
-	-	-	-	-	-											
23		<div>JOHN PETTY</div> <div>G • 6-5 • 195 • Fr. • Huntsville, Ala.</div> <table><tr><td>PPG</td><td>RPG</td><td>APG</td><td>SPG</td><td>BPG</td><td>MPG</td></tr><tr><td>10.6</td><td>2.4</td><td>2.0</td><td>0.5</td><td>0.3</td><td>28.7</td></tr></table>	PPG	RPG	APG	SPG	BPG	MPG	10.6	2.4	2.0	0.5	0.3	28.7	<div>LAST GAME: 3 pts, 4 asts at Auburn</div> <div>NOTE: Scored 30 pts on school record 10 treys vs. Alabama A&amp;M ... 3rd leading scorer ... had 27 pts in win over Auburn ... ranks among SEC's top 3-pt shooters ... 2x SEC Freshman of the Week (11/20, 1/1) ... Mr. Basketball in Alabama in 2016 &amp; 2017.</div>	<div>SEASON HIGHS</div> <div>Pts: 30 vs. Alabama A&amp;M, 11/17/17</div> <div>Rebs: 6 vs. Lipscomb, 11/14/17</div> <div>Asts: 4 4x last vs. Tennessee, 2/10/18</div> <div>Stls: 2 vs. BYU, 11/24/17</div>
PPG	RPG	APG	SPG	BPG	MPG											
10.6	2.4	2.0	0.5	0.3	28.7											
24		<div>LAWSON SCHAFFER</div> <div>G • 5-11 • 168 • Jr. • Cullman, Ala.</div> <table><tr><td>PPG</td><td>RPG</td><td>APG</td><td>SPG</td><td>BPG</td><td>MPG</td></tr><tr><td>0.8</td><td>0.0</td><td>0.7</td><td>0.3</td><td>0.0</td><td>3.4</td></tr></table>	PPG	RPG	APG	SPG	BPG	MPG	0.8	0.0	0.7	0.3	0.0	3.4	<div>LAST GAME: 2 mins at Auburn</div> <div>NOTE: A preferred walk-on ... Played career-best 11 mins and tied career high with 5 pts vs. Memphis. 2016-17: Career-high 5 pts vs. Mississippi State in SEC Tourney ... went 4-of-8 on the year from behind the arc.</div>	<div>SEASON HIGHS</div> <div>Pts: 5 vs. Memphis, 11/10/17</div> <div>Rebs:</div> <div>Asts: 4 vs. Alabama A&amp;M, 11/17/17</div> <div>Stls: 1 2x last vs. Lipscomb, 11/14/17</div>
PPG	RPG	APG	SPG	BPG	MPG											
0.8	0.0	0.7	0.3	0.0	3.4											
25		<div>BRAXTON KEY</div> <div>F • 6-8 • 225 • So. • Charlotte, N.C.</div> <table><tr><td>PPG</td><td>RPG</td><td>APG</td><td>SPG</td><td>BPG</td><td>MPG</td></tr><tr><td>7.0</td><td>5.3</td><td>2.0</td><td>1.1</td><td>0.4</td><td>25.5</td></tr></table>	PPG	RPG	APG	SPG	BPG	MPG	7.0	5.3	2.0	1.1	0.4	25.5	<div>LAST GAME: 11 pts, 8 rebs at Auburn</div> <div>NOTE: Missed first 10 gms with knee injury ... 3rd on team in rebounding and assists ... season-high 16 pts along with 5 rebs, 4 asts and 3 stls vs. Miss. State ... 11 pts &amp; 8 rebs at Auburn ... member of 2016-17 SEC All-Freshman Team.</div>	<div>SEASON HIGHS</div> <div>Pts: 16 vs. Mississippi State, 1/20/18</div> <div>Rebs: 9 vs. Auburn, 1/17/18</div> <div>Asts: 5 vs. South Carolina, 1/9/18</div> <div>Stls: 4 at Vanderbilt, 1/2/18</div>
PPG	RPG	APG	SPG	BPG	MPG											
7.0	5.3	2.0	1.1	0.4	25.5											
30		<div>GALIN SMITH</div> <div>F • 6-9 • 235 • Fr. • Clinton, Miss.</div> <table><tr><td>PPG</td><td>RPG</td><td>APG</td><td>SPG</td><td>BPG</td><td>MPG</td></tr><tr><td>2.3</td><td>1.8</td><td>0.1</td><td>0.1</td><td>0.7</td><td>10.5</td></tr></table>	PPG	RPG	APG	SPG	BPG	MPG	2.3	1.8	0.1	0.1	0.7	10.5	<div>LAST GAME: 1 reb, 8 mins at Auburn</div> <div>NOTE: Had season highs of 10 pts, 8 rebs, 3 blks &amp; 26 mins vs. Minnesota ... had 8 pts and 4 rebs in 29 mins at LSU ... ranked as the top big man &amp; No. 2 overall player in Mississippi (247Sports.com).</div>	<div>SEASON HIGHS</div> <div>Pts: 10 vs. Minnesota, 11/25/17</div> <div>Rebs: 8 vs. Minnesota, 11/25/17</div> <div>Asts: 1 vs. Alabama A&amp;M, 11/17/17</div> <div>Blks: 3 2x, last vs. Auburn, 1/17/18</div>
PPG	RPG	APG	SPG	BPG	MPG											
2.3	1.8	0.1	0.1	0.7	10.5											

## ALABAMA

## VS.

## ARKANSAS

2017-18	Season	2017-18
17-11	Overall	19-9
8-7	Conference	8-7
5-5	Last 10	7-3
2-3	Last 5	4-1
73.4	PPG	82.4
69.4	OPP PPG	75.6
+4.0	Margin	+6.9
.469	FG%	.481
.407	FG% DEF	.429
.327	3PT%	.398
.315	3PT% DEF	.345
.675	FT%	.667
36.1	RPG	35.1
36.1	OPP RPG	36.3
+0.0	Margin	-1.2
12.9	APG	14.9
14.1	TOs PG	11.0
5.9	BPG	6.5
6.6	SPG	4.7

## SERIES HISTORY

Overall Series Record.....	Arkansas leads, 32-28
Last Five Contests.....	Arkansas leads, 4-1
Last 10 Contests.....	Series tied, 5-5
At Arkansas.....	Arkansas leads, 18-6 (Alabama streak: lost 3)
At Alabama.....	Alabama leads, 20-6 (Alabama streak: lost 1)
At Coleman Coliseum.....	19-6
Neutral Site.....	Arkansas leads, 8-2
Series Streak.....	Arkansas won 3
Last Meeting.....	Feb. 1, 2017 in Fayetteville, Ark. (Arkansas 87, Alabama 68)

## ABOUT ARKANSAS

• Alabama and Arkansas will meet for the 59th time in series history with the Razorbacks owning a narrow 30-28 lead. Arkansas has four of the last five games over the Crimson Tide heading into Saturday night's contest, including having won three consecutive games in the series. However, prior to the Razorbacks' recent success, Alabama had won seven of the 10 games played.

• Arkansas claimed a 62-61 victory over Alabama in the last meeting the two teams played in Tuscaloosa, on March 2, 2016. The loss snapped the Crimson Tide's seven-game home winning streak over the Razorbacks. Despite that loss, Alabama still owns an impressive 19-6 (.760) record when playing Arkansas under the arched roof of Coleman Coliseum.

• Head coach Mike Anderson, who was Arkansas' 12th head men's basketball coach in program history on March 23, 2011, is one of just 10 current Division I coaches with 10-plus years of head coaching experience and no losing seasons. Now in his seventh season with the Razorbacks, Anderson owns a record of 147-83 (.642) and a 347-181 (.658) in 16 seasons as a head coach.

• Arkansas checks in at No. 31 in the ESPN.com updated RPI (as of 2/22), one spot behind Alabama, with wins in four of the last five games. The Razorbacks have a 9-9 record against the top 100 RPI and a 4-5 mark against top-50 RPI teams.

• The Razorbacks are led by three players in double figures, including Jaylen Barford and Daryl Macon, who combine to make up the top scoring backcourt in the Southeastern Conference at 35.8 combined points per contest. Barford enters Saturday's game tied with Alabama's Collin Sexton for second in the league in scoring average at 18.4 ppg, while Macon averages 17.4 ppg. Both Barford (43.9 percent) and Macon (43.4 percent) rank among the league's top three-point shooters.

• Macon leads Arkansas in assists per game (3.9), threes made (76) and attempted (175) and free throw percentage (.877). Meanwhile, Barford tops the Razorbacks in three-point shooting and steals (30).

• Freshman Daniel Gafford is third on the team with 11.6 ppg, while topping the team with 6.1 rebounds and 2.0 blocks per game. Gafford also leads the team in field goal percentage (.615).

## ASSOCIATED PRESS POLL

WEEK 16 (FEB. 19)	2017-18	
Rank	Team (FPV)	Record Points
1	Virginia (42)	24-2 1,601
2	Michigan State (19)	26-3 1,565
3	Villanova (4)	24-3 1,509
4	Xavier	24-4 1,398
5	Duke	22-5 1,292
6	Gonzaga	25-4 1,206
6	Texas Tech	22-5 1,206
8	Kansas	21-6 1,166
9	Purdue	24-5 1,130
10	North Carolina	21-7 1,074
11	Cincinnati	23-4 954
12	<b>Auburn</b>	<b>23-4 873</b>
13	Wichita State	21-5 870
14	<b>Arizona</b>	<b>21-6 831</b>
15	Clemson	20-6 683
16	Ohio State	22-7 680
17	Michigan	22-7 615
18	<b>Rhode Island</b>	<b>21-4 455</b>
19	<b>Tennessee</b>	<b>19-7 427</b>
20	Nevada	23-5 330
21	West Virginia	19-8 329
22	Saint Mary's	25-4 291
23	Houston	21-5 263
24	Middle Tennessee	22-5 87
25	Florida State	19-8 63

Others receiving votes: Baylor 52, **Kentucky 33**, Arizona State 32, **Arkansas 23**, UCLA 20, St. Bonaventure 13, Virginia Tech 12, Creighton 10, Penn State 6, **Missouri 5**, Kansas State 5, **Texas A&M 4**, TCU 4, Loyola-Chicago 2, Butler 2, East Tennessee State 1, **Alabama 1**, Boise State 1, **Oklahoma 1**

## USA TODAY/COACHES POLL

WEEK 16 (FEB. 19)	2017-18	
Rank	Team (FPV)	Record Points
1	Michigan State (20)	26-3 782
2	Virginia (8)	24-2 773
3	Villanova (4)	24-3 745
4	Xavier	24-4 656
5	Duke	22-5 655
6	Gonzaga	25-4 602
7	Texas Tech	22-5 588
8	Kansas	21-6 566
9	Purdue	24-5 526
10	North Carolina	21-7 498
11	Cincinnati	23-4 497
12	Wichita State	21-5 404
13	<b>Auburn</b>	<b>23-4 358</b>
14	<b>Arizona</b>	<b>21-6 340</b>
15	Ohio State	22-7 339
16	Michigan	22-7 325
17	Clemson	20-6 324
18	<b>Rhode Island</b>	<b>21-4 263</b>
19	<b>Tennessee</b>	<b>19-7 208</b>
20	Saint Mary's	25-4 173
21	West Virginia	19-8 168
22	Nevada	23-5 143
23	Houston	21-5 119
24	Middle Tennessee	22-5 72
25	Arizona State	19-7 47

Others receiving votes: Creighton 34, **Kentucky 31**, Virginia Tech 20, Florida State 18, **Texas A&M 15**, **Florida 14**, Seton Hall 13, Baylor 12, UCLA 11, St. Bonaventure 11, Butler 9, Kansas State 9, Miami 9, Nebraska 7, Loyola-Chicago 6, **Arkansas 3**, East Tennessee State 2, Louisiana 1, Boise State 1, New Mexico State 1, **Oklahoma 1**, TCU 1  
**2017-18 Opponents in BOLD**

## ALABAMA IN THE POLLS WEEK-BY-WEEK

WEEK	AP/USA TODAY	WEEK	AP/USA TODAY
PRE	RV/25	9	RV/RV
2	RV/25	10	NR/NR
3	25/RV	11	NR/NR
4	24/RV	12	NR/RV
5	RV/RV	13	RV/RV
6	RV/RV	14	RV/RV
7	RV/RV	15	RV/RV
8	NR/NR	16	RV/NR



## LAST TIME OUT: NO. 12/13 AUBURN 90, ALABAMA 71 [AUBURN, ALA.]

Official Basketball Box Score -- Game Totals -- Final Statistics  
Alabama vs Auburn  
02/21/18 7:30 pm at Auburn, Ala. (Auburn Arena)

## Alabama 71 • 17-11, 8-7

#	Player	Total		3-Ptr	Rebounds			PF	TP	A	TO	Blk	Stl	Min
		FG	FGA	FG-FGA	FT	FTA	Off	Def	Tot					
00	Hall, Donta	f	3-4	0-0	1-2	1	4	5	3	7	1	1	4	23
04	Giddens, Daniel	f	0-1	0-0	0-0	0	1	1	1	0	0	1	0	4
02	Sexton, Collin	g	8-12	2-4	7-8	1	4	5	1	25	2	5	0	32
12	Ingram, Dazon	g	2-5	1-3	4-6	1	5	6	4	9	2	2	0	28
23	Petty, John	g	1-9	1-9	0-0	0	2	2	1	3	4	3	0	25
03	Reese, Alex		2-5	2-3	0-0	0	5	5	0	6	1	0	0	16
05	Johnson Jr, Avery		4-8	2-4	0-0	0	2	2	5	10	2	1	0	24
10	Jones, Herbert		0-2	0-1	0-2	0	0	0	4	0	0	0	0	12
24	Schaffer, Lawson		0-1	0-1	0-0	0	0	0	0	0	0	0	0	2
25	Key, Braxton		4-5	1-1	2-2	2	6	8	2	11	1	4	1	26
30	Smith, Galin		0-0	0-0	0-2	1	0	1	0	0	1	0	0	8
	Team					0	0	0						
	Totals		24-52	9-26	14-22	6	29	35	21	71	14	17	5	4 200

FG % 1st Half: 13-28 46.4% 2nd half: 11-24 45.8% Game: 24-52 46.2%  
 3FG % 1st Half: 4-10 40.0% 2nd half: 5-16 31.3% Game: 9-26 34.6%  
 FT % 1st Half: 5-12 41.7% 2nd half: 9-10 90.0% Game: 14-22 63.6%

Deadball  
Rebounds  
4

## Auburn 90 • 24-4, 12-3

#	Player	Total		3-Ptr	Rebounds			PF	TP	A	TO	Blk	Stl	Min
		FG	FGA	FG-FGA	FT	FTA	Off	Def	Tot					
00	SPENCER, Horace	f	2-3	0-0	0-0	2	3	5	3	4	3	0	3	16
13	MURRAY, Desean	f	3-12	0-2	3-4	4	4	8	2	9	4	1	1	30
01	HARPER, Jared	g	4-10	3-7	10-11	0	2	2	1	21	6	3	0	37
02	BROWN, Bryce	g	5-17	3-14	5-6	0	2	2	2	18	1	2	0	35
14	DUNBAR, Malik	g	6-10	2-5	0-3	1	6	7	4	14	0	1	0	25
04	OKEKE, Chuma		6-11	2-3	2-2	5	5	10	0	16	3	1	2	34
10	MITCHELL, Davion		3-5	2-3	0-0	0	1	1	3	8	2	1	0	23
21	KEIM, Patrick		0-0	0-0	0-0	0	0	0	1	0	0	0	0	0+
	Team					2	4	6						
	Totals		29-68	12-34	20-26	14	27	41	16	90	19	9	6	14 200

FG % 1st Half: 12-36 33.3% 2nd half: 17-32 53.1% Game: 29-68 42.6%  
 3FG % 1st Half: 7-20 35.0% 2nd half: 5-14 35.7% Game: 12-34 35.3%  
 FT % 1st Half: 9-13 69.2% 2nd half: 11-13 84.6% Game: 20-26 76.9%

Deadball  
Rebounds  
1

Officials: Don Daily, Byron Jarrett, Tim Gattis  
 Technical fouls: Alabama-None. Auburn-None.  
 Attendance: 9121

Score by periods	1st	2nd	Total
Alabama	35	36	71
Auburn	40	50	90

Last FG - UA 2nd-00:26, AU 2nd-03:56.  
 Largest lead - UA None, AU by 24 2nd-03:56.  
 UA led for 00:00. AU led for 39:38. Game was tied for 00:22.

Points	In Paint	Off T/O	2nd Chance	Fast Break	Bench
UA	26	13	9	6	27
AU	30	28	17	17	24

Score tied - 1 time.  
 Lead changed - 0 times.

**AUBURN, Ala.** – The Alabama men's basketball team fell to Auburn, 90-71, Wednesday night in front of a sold out Auburn Arena. Freshman Collin Sexton recorded his 11th 20-point game of the season, scoring 25 points to go along with five rebounds and two assists.

Sophomore Braxton Key and junior Avery Johnson Jr. also reached double figures as Key put up 11 points and grabbed a team-high eight rebounds, while Johnson Jr. added 10 points off the bench. Junior Donta Hall finished the night with seven points, five rebound and four blocked shots.

"Well, we got off to a slow start tonight," Alabama head coach Avery Johnson said. "They jumped on us from the first play of the game and set the tone. We battled back from the middle to the end of the first half. Even though they went into the half with a five-point lead, we were right there. Unfortunately, this is the second game in a row that we didn't have a great second half. You have to give Auburn credit. This was a game that we gave up 14 offensive rebounds and we had just six offensive rebounds, so they were the aggressor. Our guys wanted to win, but it just wasn't our night."

Auburn shot 42.6 percent (29-of-68) from the field for the contest, including a 12-of-34 effort from the three-point line to secure the win. The Tide finished the night shooting 46.2 percent (24-of-52) from the floor and 34.6 percent (9-of-26) from beyond the arc. The Tigers also held the advantage in rebounds, 41-35, while owning the edge in point off turnovers, 28-13.

The Tigers opened the contest hot, using a 14-2 run provided by shooting 4-of-7 from beyond the arc to lead 16-7 at the 15:12 mark. However, the Crimson Tide cooled off Auburn's offense, forcing the Tigers into scoring drought that lasted over three minutes to whittle the lead to 19-15 after a free throw by Dazon Ingram at the 10:39 mark.

With the Tigers leading 30-22, the Tide went on an 8-0 spurt over a span of 3:24, hitting three straight field goals to knot to score at 30 apiece at the 3:16 mark. However, the Tigers ended the half on a 10-5 over the final 3:16 to take a 40-35 lead into the locker room.

Auburn shot 33.3 percent from the floor (12-of-36), while Alabama shot the ball well at 46.4 percent (13-of-28) over the opening 20 minutes of play. The Tigers

connected on seven threes (7-of-20) and held the edge on the glass, 24-22.

In the second half, the Tide cut the lead to 42-41 with an Ingram corner-three to bring his team within a single point with 17:26 left to play. However, after a layup by Johnson Jr. brought Alabama within three points at 55-52 with 12:21 remaining, Auburn used a 20-8 run over the next 4:48 to lead 75-60 with 7:17 left in the game and never looked back.

Auburn shot 53.1 percent from the floor (17-of-32) in the second half and led by as much as 24 points, while adding a 5-of-14 performance from beyond the three-point line to secure win.

Four Tigers reached double figures as Jared Harper led the charge with 21 points and six assists, while Bryce Brown went for 18.

## 2017-18 TOP PERFORMANCES

CATEGORY	ALABAMA	OPPONENTS
Points	40, Collin Sexton vs. Minnesota, 11/25/17	29, Deandre Ayton, Arizona, 12/9/17
Field Goals Made	12, Collin Sexton vs. Minnesota, 11/25/17	12, Deandre Ayton, Arizona, 12/9/17
Field Goal Attempts	22, Collin Sexton vs. Minnesota, 11/25/17	18, Deandre Ayton, Arizona, 12/9/17
3-Pointers Made	10, John Petty vs. Alabama A&M, 11/17/17	4, 9x, last by Kassius Robertson, Missouri, 1/31/18
3-Pointers Attempted	13, 2x, last by John Petty vs. Auburn, 1/17/18	14, Bryce Brown, Auburn, 2/21/18
Rebounds	14, Donta Hall vs. Rhode Island, 12/6/17	18, Deandre Ayton, Arizona, 12/9/17
Assists	6, 4x, last by Collin Sexton vs. LSU, 2/13/18	12, Erick Neal, UT Arlington, 11/21/17
Steals	5, Herbert Jones vs. UCF, 12/3/17	4, 7x, last by Jared Harper, Auburn, 2/21/18
Blocks	8, Donta Hall vs. Oklahoma, 1/27/18	6, Mohamed Bamba, Texas, 12/22/17

## QUICK FACTS

## UNIVERSITY

<b>Location</b>	Tuscaloosa, Ala.
<b>Founded</b>	April 12, 1831
<b>Enrollment</b>	38,563
<b>Conference</b>	Southeastern
<b>Colors</b>	Crimson and White
<b>Nickname</b>	Crimson Tide
<b>President</b>	Dr. Stuart Bell
<b>Director of Athletics</b>	Greg Byrne

## FACULTY ATHLETICS

**Representative** ..... Dr. James King  
**Sport Administrator**..... Jeff Purinton  
**Arena (Capacity)**..... Coleman Coliseum (15,383)

## COACHING STAFF

<b>Head Coach</b> .....	Avery Johnson
<b>Alma Mater</b> .....	Southern, 1988
<b>Record at Alabama</b> .....	54-41 (Third Season)
<b>NBA Coaching Record</b> .....	254-186 (Seven Seasons)
<b>Overall Career Record</b> .....	308-227 (10 Seasons)
<b>Associate Head Coach</b> ..	John Pelphrey (2nd Season)
<b>Assistant Coach</b> .....	Antoine Pettway (10th Season)
<b>Assistant Coach</b> .....	Yasir Rosemond (1st Season)
<b>Director of Operations</b> .....	Colton Houston
<b>Director of Player Development</b> .....	Blake Gray
<b>Scouting and Recruiting Coordinator</b> .....	Alex Fain
<b>Strength and Conditioning</b> .....	Lou DeNeen
<b>Athletic Trainer</b> .....	Clarke Holter

## TEAM INFORMATION

<b>2016-17 Record</b> .....	19-15
<b>2016-17 SEC Record/Finish</b> .....	10-8/5th
<b>2016-17 H/A/N Record</b> .....	10-7/5-6/4-2
<b>Starters Returning/Lost</b> .....	4/1
<b>Letterwinners Returning/Lost</b> .....	7/5
<b>Newcomers</b> .....	6*

*\*includes transfer who sat out last season*

## PROGRAM HISTORY

<b>All-Time Record</b> .....	1,654-1,025-1 (.618)
<b>SEC Record</b> .....	783-603 (.565)
<b>SEC Tournament Record</b> .....	64-51 (.557)
<b>SEC Championships</b> .....	7
<b>SEC Divisional Championships</b> .....	3
<b>NCAA Appearances</b> .....	19
<b>NIT Appearances</b> .....	15

## ATHLETICS COMMUNICATIONS

<b>Men's Basketball Contact</b>	Aaron Jordan
<b>Office</b>	205-348-6084
<b>Cell</b>	205-913-1979
<b>E-mail</b>	ajordan@ia.ua.edu
<b>Fax</b>	205-348-8841
<b>Secondary Men's Basketball Contact</b>	Nia Barnes
<b>Website</b>	www.RollTide.com
<b>Mailing Address</b>	1201 Coliseum Drive Room 170 Tuscaloosa, AL 35487

## ALABAMA MEN'S BASKETBALL QUICK HITS

- Alabama dropped its second consecutive contest with a 90-71 defeat at No. 12/13 Auburn on Wednesday night. With the loss, the Tide splits the season series against the Tigers, as Alabama took round one with a 76-71 win over Auburn back on Jan. 17 in Tuscaloosa.

- Freshman guard Collin Sexton led the Tide with 25 points on 8-of-12 shooting from the field and 2-of-4 from beyond the arc. He was joined in double figures by sophomore Braxton Key, who finished with 11 points to go along with a team-high eight rebounds, while Avery Johnson Jr. added 10 points off the bench.

\* Alabama has won five games over AP Top-25 opponents this season, holding a 5-2 record against ranked foes. It's the first time in program history the Tide has won five games over AP top-25 teams in a single season, bettering the four ranked victories accomplished four other seasons (1982-83, 1986-87, 2001-02, 2015-16) Alabama owns wins over then-No. 5 Texas A&M, then-No. 17 Auburn, then-No. 12 Oklahoma, then-No. 23 Florida and then-No. 15 Tennessee this season. The only ranked opponents Alabama has lost two have both come on the road, coming to then-No. 14 Minnesota back on Nov. 25 in Brooklyn, N.Y., and most recently to No. 12 Auburn last Wednesday night.

- Since Avery Johnson's arrive in Tuscaloosa, Alabama owns a record of 10-9 when facing an AP Top-25 team. Prior to his arrival, the Tide dropped 21 consecutive games to nationally-ranked opponents.

- Alabama has a record of 3-1 against teams ranked in the top 11 of the latest ESPN.com RPI rankings, with wins over No. 6 Auburn, No. 8 Rhode Island and No. 11 Tennessee. Moreover, the Tide owns a 5-4 record when playing teams ranked in the ESPN.com RPI Top-50 (as of Feb. 22) and is 11-8 against RPI top 100 opponents this season.

- The NCAA selection committee is no longer using only RPI top 50, top 100, 200 and 201 and above as dividing categories. Instead, the new terminology will be quadrants 1, 2, 3 and 4 – something the helps bolster the Tide's 2017-18 tournament resume. Quadrant 1 RPI wins include home 1-30; neutral 1-50; away 1-75. Quadrant 2 include home 31-75; neutral 51-100; away 76-135. Entering the Arkansas game, Alabama is tied for second in the SEC in Quadrant 1 wins (6) and is tied for third in the league in Q1 and Q2 wins combined with 11. Moreover, only six other teams in the nation have more Q1 victories than the Tide: North Carolina (10), Kansas (10), Auburn (8), Villanova (8), Virginia (8) and Xavier (7).

• Alabama leads the Southeastern Conference with 135 dunks this season, led by junior Donta Hall, who now has 63 dunks on the year. The Luverne, Ala., native is connecting on an impressive 75.1 percent (130-of-173) from the field, with nearly half of his made field goals this season coming above the rim (63 dunks on 130 made field goals). Hall would lead the nation in field goal percentage, however, he is just shy of the NCAA's minimum standard for the category of five made field goals per game (Hall is currently averaging 4.85 makes a game).

• Sexton comes into Saturday's contest tied for second in scoring in the Southeastern Conference at 18.4 points per game. The Mableton, Ga., native has scored 20 or more points in 11 of the 25 games he has played, including scoring 30 or more twice on the year, and has led the Tide in scoring 12 times this season. Sexton, who was named the SEC Freshman of the Week for the week of Nov. 27, also tops the Tide with 3.4 assists per game, while shooting 44.2 percent from the field and 33.3 percent beyond the arc. Sexton ranks third in the SEC and 42nd in the nation in free throws attempted (177) and ranks fourth in the league and 43rd nationally in foul shots made (138), despite missing three games this year.

• Freshman John Petty has earned two SEC Freshman of the Week honors this season. In doing so, he became the first Alabama player to achieve the feat since former standout JaMychal Green earned the honor twice during the 2008-09 campaign. Petty's first award came the week of Nov. 20 after he connected on a school record 10 threes (10-of-13) in the victory over Alabama A&M on Nov. 17. Most recently, Petty earned the accolade on Jan. 1 after he led the Tide with 18 points in the upset over then-No. 5 Texas A&M on Dec. 30.

## 2017-18 ROSTER & PRONUNCIATIONS

No.	Name	Fi-net-ick	Pos.	Ht./Wt.	Yr.	Major	Hometown
0	Donta Hall	don-TAY	F	6-9/232	Jr.	Ex. Science	Luverne, Ala.
1	Riley Norris		G/F	6-7/210	Sr.	Marketing	Albertville, Ala.
2	Collin Sexton		G	6-3/190	Fr.	Business	Mableton, Ga.
3	Alex Reese		F	6-9/250	Fr.	Business	Pelham, Ala.
4	Daniel Giddens		F/C	6-11/247	So.	Consumer Science	Mableton, Ga.
5	Avery Johnson Jr.		G	5-11/167	Jr.	Marketing	Houston, Texas
10	Herbert Jones		G	6-7/200	Fr.	Business	Greensboro, Ala.
11	Tevin Mack		G/F	6-6/223	Jr.	Communications	Columbia, S.C.
12	Dazon Ingram	DAY-zon	F	6-5/207	So.	Business Man.	Theodore, Ala.
15	Tyler Barnes		F	6-8/200	Fr.		Louisville, Ky.
22	Ar'Mond Davis	OUR-mond	G	6-6/202	Sr.	Gen. Studies	Tacoma, Wash.
23	John Petty		G	6-5/195	Fr.	Business	Huntsville, Ala.
24	Lawson Schaffer	SHAY-fer	G	5-11/168	Jr.	Business Man.	Cullman, Ala.
25	Braxton Key		F	6-8/225	So.	Psychology	Charlotte, N.C.
30	Galin Smith	Gay-lin	F	6-9/235	Fr.	Ex. Science	Clinton, Miss.
33	Landon Fuller		F	6-8/222	So.	Biology	Brentwood, Tenn.

# 2018 SIGNEES

Alabama men's basketball head coach Avery Johnson officially announced the Tide's 2018 signing class on Monday, as the Crimson Tide inked three players, who are all ranked among the top prospects in the nation.

Below is a look at each of the newest signees:

## Jared Butler • PG • 6-2 • 185

### Reserve, La. (Riverside Academy)

A consensus four star recruit who is ranked as the No. 75 overall player in the class of 2018, the No. 13-ranked point guard and the top player in the state of Louisiana, according to Scout.com ... as a junior under head coach Timmy Bird at Riverside Academy, Butler averaged 20.4 points and 6.7 assists per game in leading the Rebels to the Division III select semifinals ... named as a 2A first team all-state point guard by the Louisiana Sportswriters Association in 2017 and also was tabbed a two-time All-Metro team honoree by the Times-Picayune in 2016 and 2017 ... played for the Mississippi Express in the Nike EYBL where he averaged 13.6 points, 4.4 assists and 4.0 rebounds a game in 16 contests.

## Javian Fleming • PF • 6-9 • 230

### Canton, Miss. (Canton HS)

Played under head coach Russell Evans ... a four-star recruit who is ranked as the No. 2 player in the state and the No. 17 center in the country, according to ESPN.com ... averaged 16.2 points, 10 rebounds and 2.7 blocks as a junior, while collecting 14.9 points, 9.7 rebounds and 2.0 blocks a game as a sophomore ... was named to the Clarion Ledger's Dandy Dozen in each of the past two seasons ... selected to play in the 2017 Mississippi North/South All-Star game where he was named the Most Valuable Defensive Player with 18 points, 14 rebounds and three blocks ... was selected to attend the prestigious NBPA Top-100 camp which took place this past summer.

## Diante Wood • SG • 6-4 • 175

### Anniston, Ala. (Sacred Heart Catholic HS)

A four-star prospect according to ESPN.com, which lists him as the top-ranked prospect in the state of Alabama and the No. 32 overall player in the region played under head coach Ralpheal Graves at Sacred Heart ... helped lead his squad to three consecutive 1A state titles, becoming just the ninth program in AHSAA history to win three consecutive championships ... named the Class 1A Player of the Year in 2016 and 2017, while also earning the Most Valuable Player award at the state tournament in each of the past two seasons ... as junior, Wood averaged 18.6 points, 9.2 rebounds and 3.5 assists per game.

## 105TH SEASON OF BASKETBALL AT ALABAMA IS UNDERWAY

- Alabama is in its 105th season of basketball in 2017-18.
- The Tide has an all-time record of 1,654-1,025-1 (.615), which includes a 784-603 (.565) record in SEC play. The program's first year of play was 1912-13.
- Alabama ranks second in the SEC in league victories and all-time winning percentage.
- UA has made 34 NCAA (19) or NIT (15) appearances and has won seven SEC regular-season titles and six SEC Tournament championships.

## SCOUTING ALABAMA

- Alabama dropped its second straight road contest when it fell at Auburn, 90-71, on Wednesday night. After holding the Tigers to their lowest scoring output this season in the first matchup (Alabama won, 76-71), Auburn's 90 points were the most allowed by the Tide this season.
- The Tide is averaging 73.4 points per game and outscoring the opposition by 4.0 points per contest (73.4-69.4). As a team, Alabama is connecting on 46.9 percent from the field and 32.7 percent from beyond the arc. The Tide has matched its opponents on the boards 36.1-36.1. Additionally, Alabama ranks second in the SEC and is sixth in the nation in blocked shots per game (5.9).
- In addition to blocking shots, the Alabama defense is allowing opponents to shoot 40.7 percent from the field, which ranks 30th in the nation, and 31.5 percent from deep, which is 26th-best in the country. The Tide is also averaging 6.6 steals a contest.
- In league games, Alabama ranks as the top defensive team. Through 15 SEC games, Alabama leads the league in scoring defense (67.3), field goal percentage defense (.394) and blocks per game (5.4), while ranking second in three-point field goal percentage defense (.304) and third in steals (6.5).
- The Tide ranks 10th in the SEC in league games only in free throw percentage at 69.9 percent, which is an improvement from shooting 67.5 percent at the line during the entire season, which ranks 12th in the SEC. Furthermore, Alabama ranks 37th nationally in free throws attempted (637) and is 84th in the nation in free throws made (460). In fact, nearly 21 percent of Alabama's point total (430 of 2,054 points) has come from the charity stripe.
- Three players are averaging double-figure scoring for the Tide, led by freshman Collin Sexton's 18.4 ppg. That number not only tops the team, but also ranks in a tie for second in the SEC. Sexton also tops the team in assists (3.4 apg) and field goals made (144) and attempted (326). Freshman John Petty ranks third on the team with 10.6 ppg and tops UA in threes made (71) and attempted (195), while his 2.5 treys made per game is fourth-best in the SEC.
- Junior Donta Hall leads the Tide in field goal percentage (.751, 130-of-173), which would lead the country but he's just shy of meeting the minimum requirement of 5.0 or more field goals made per game (Hall is at 4.85 makes per game). Hall also tops the team in dunks (63), rebounds (7.0 rpg) and blocks (2.3 bpg), while ranking second with 11.4 points per game. Sophomore guard Dazon Ingram is averaging 10.0 ppg, and ranks second on the team in rebounding (5.7 rpg) and assists (2.87 apg) a game. Meanwhile, Ingram's 5.0 defensive rebounds per contest is fifth-best in the SEC.

## 2017-18 STARTING LINEUP BREAKDOWN

OPPONENT (W/L)	Ingram	Petty	Jones	Hall	Giddens
vs. Memphis (W)	Sexton	Ingram	Petty	Hall	Giddens
Lipscomb (W)	Sexton	Ingram	Petty	Hall	Giddens
Alabama A&M (W)	Sexton	Ingram	Petty	Hall	Giddens
UT Arlington (W)	Sexton	Ingram	Petty	Hall	Giddens
vs. BYU (W)	Sexton	Ingram	Petty	Hall	Giddens
vs. Minnesota (L)	Sexton	Petty	Jones	Hall	Giddens
Louisiana Tech (W)	Sexton	Ingram	Petty	Hall	Giddens
UCF (L)	Sexton	Ingram	Petty	Norris	Hall
Rhode Island (W)	Sexton	Ingram	Petty	Norris	Hall
at Arizona (L)	Sexton	Ingram	Petty	Norris	Hall
vs. Mercer (W)	Sexton	Ingram	Petty	Key	Hall
Texas (L)	Sexton	Ingram	Petty	Key	Hall
Texas A&M (W)	Sexton	Ingram	Petty	Key	Hall
at Vanderbilt (L)	Sexton	Ingram	Petty	Key	Hall
at Georgia (L)	Sexton	Petty	Jones	Key	Hall
South Carolina (W)	Sexton	Jones	Key	Hall	Giddens
at LSU (W)	Sexton	Ingram	Jones	Key	Giddens
Auburn (W)	Ingram	Petty	Jones	Key	Giddens
Mississippi State (W)	Ingram	Petty	Jones	Key	Giddens
at Ole Miss (L)	Ingram	Petty	Jones	Key	Giddens
Oklahoma (W)	Sexton	Ingram	Petty	Key	Hall
Missouri (L)	Sexton	Ingram	Petty	Key	Hall
at Florida (W)	Sexton	Ingram	Petty	Hall	Giddens
at Mississippi State (L)	Sexton	Ingram	Petty	Hall	Giddens
Tennessee (W)	Sexton	Ingram	Petty	Hall	Giddens
LSU (W)	Sexton	Ingram	Petty	Hall	Giddens
at Kentucky (L)	Sexton	Ingram	Petty	Hall	Giddens
at Auburn (L)	Sexton	Ingram	Petty	Hall	Giddens

Number of different starting lineups: 10

Record by lineup (bold indicates most recent lineup):

<b>7-3</b>	<b>Sexton, Ingram, Petty, Hall, Giddens</b>
3-3	Sexton, Ingram, Petty, Key, Hall
1-2	Sexton, Ingram, Petty, Norris, Hall
2-1	Ingram, Petty, Jones, Key, Giddens
1-0	Ingram, Petty, Jones, Hall, Giddens
1-0	Sexton, Jones, Key, Hall, Giddens
1-0	Sexton Jones, Key, Hall, Giddens
1-0	Sexton Ingram Jones, Key, Giddens
0-1	Sexton, Petty, Jones, Key, Hall
0-1	Sexton, Petty, Jones, Hall, Giddens

**BOLD** indicates most recent lineup



## SPECIALTY STATS

Opponent	Paint	Pts off			
		T/O	2ndCh	FastB	Bench
vs. Memphis	36	9	12	13	18
ALABAMA	26	25	14	8	28
LIPSCOMB	22	6	6	2	12
ALABAMA	50	17	9	16	24
ALABAMA A&M	28	13	7	2	19
ALABAMA	48	12	13	14	29
UT ARLINGTON	28	20	6	0	18
ALABAMA	28	18	3	6	22
vs. BYU	34	13	7	2	14
ALABAMA	42	13	10	6	10
vs. Minnesota	36	17	21	15	23
ALABAMA	36	18	11	14	29
LOUISIANA TECH	38	15	9	8	7
ALABAMA	42	11	7	8	16
UCF	30	19	6	6	20
ALABAMA	34	18	9	8	13
RHODE ISLAND	30	26	12	12	20
ALABAMA	36	7	10	4	20
at Arizona	26	3	12	6	9
ALABAMA	26	11	2	6	8
vs. Mercer	28	15	12	4	34
ALABAMA	38	20	14	12	21
TEXAS	30	12	11	12	10
ALABAMA	30	10	7	4	18
TEXAS A&M	36	9	22	4	17
ALABAMA	36	15	13	6	10
at Vanderbilt	20	16	11	4	14
ALABAMA	42	14	2	8	17
at Georgia	20	4	10	3	17
ALABAMA	16	16	4	2	8
SOUTH CAROLINA	20	17	3	4	16
ALABAMA	44	14	12	8	35
at LSU	24	12	6	8	11
ALABAMA	36	9	13	2	28
AUBURN	26	16	13	4	27
ALABAMA	24	21	4	6	15
MISSISSIPPI STATE	28	6	13	2	18
ALABAMA	38	19	20	4	17
at Ole Miss	28	22	15	8	18
ALABAMA	36	14	18	10	33
OKLAHOMA	40	18	22	0	3
ALABAMA	42	18	11	12	25
MISSOURI	22	15	7	2	22
ALABAMA	24	18	7	4	12
at Florida	26	18	11	8	1
ALABAMA	46	15	14	10	29
at Mississippi State	30	17	10	8	15
ALABAMA	26	8	12	8	21
TENNESSEE	18	10	8	0	18
ALABAMA	50	15	11	12	23
LSU	24	16	10	10	17
ALABAMA	32	18	8	4	23
at Kentucky	40	18	20	6	39
ALABAMA	32	8	11	6	19
at Auburn	30	28	17	17	24
ALABAMA	26	13	9	6	27
ARKANSAS					
ALABAMA					
FLORIDA					
ALABAMA					
at Texas A&M					
ALABAMA					
OPPONENT Totals	798	410	319	170	481
Average/Game	28.5	14.6	11.4	6.1	17.2
ALABAMA Totals	986	415	280	212	580
Average/Game	35.2	14.8	10.0	7.6	20.7

## ALABAMA-ARKANSAS – SERIES NOTES

- Saturday's game between Alabama and Arkansas will be the 59th meeting in series history, with the Razorbacks owning a slim 30-28 edge in the all-time series. The Razorbacks have won three straight and four of the last four games in the series.
- Saturday's game mark the only meeting between the two teams this season.
- Nineteen of the 28 Alabama wins in the series have come on its home floor, claiming a 19-6 all-time record against Arkansas in Coleman Coliseum. However, the Razorbacks won for just the sixth time in Tuscaloosa when the two teams last squared off under the arched roof, as Arkansas took a 62-61 victory on March 2, 2016. It was Arkansas' first win at Alabama since capturing a 63-57 victory back on Jan. 27, 2007 – snapping a streak of seven straight losses on the Tide's home floor.
- Alabama has lost three straight games at Bud Walton Arena and owns an all-time record of 6-18 when playing at Arkansas. In fact, the Tide's lone win on the Razorbacks' home floor over the last 10 games dating back to the 2004-05 season came on Feb. 23, 2012.
- Forty-eight of the 58 games played in the series have come as conference opponents.
- The Crimson Tide is 3-2 in overtime contests against Arkansas. All five overtime games have come within the last 13 seasons.
- The series began during 1947-48 campaign.

## TOPPLING THE TOP 25

- Alabama head coach Avery Johnson has led his teams to success when playing against teams ranked in the Associated Press Top 25 during his three seasons at the Capstone.
- In 19 total games played against teams ranked in the AP Top 25, Johnson has led the Tide to a record of 10-9. That's a huge improvement, especially considering prior his arrival, Alabama had lost 21 consecutive games to nationally-ranked opponents.
- This season alone, the Crimson Tide boasts a record of 5-2 against Top-25 teams. Alabama has toppled then-No. 5 Texas A&M (79-57 on Dec. 30), then-No. 17 Auburn (76-71 on Jan. 17), then-No. 12 Oklahoma (80-73 on Jan. 27) and then-No. 23 Florida (68-50 on Feb. 3) and then-No. 15 Tennessee (78-50 on Feb. 10).
- The five wins over ranked opponents in a single season is a program record, topping the four victories over ranked foes which was set in four different seasons (1981-82, 1986-87, 2001-02 and 2015-16).
- That number is not only a school record, but also ranks among the nation's leader. The Crimson Tide is one of just three schools who has five or more top-25 wins this season.

Ranked Wins	School	Home	Road	Neutral
6	Oklahoma	3	2	1
6	Texas Tech	4	1	1
<b>5</b>	<b>Alabama</b>	<b>4</b>	<b>1</b>	<b>0</b>
5	Duke	1	2	2
5	Oklahoma State	2	2	1
4	Florida	0	2	2
4	Kansas	2	2	1
4	NC State	2	1	1
4	Texas	3	1	0
4	Texas A&M	1	2	1
4	Xavier	3	1	0

## ALABAMA'S TOURNAMENT RESUME CONTINUES TO LOOK STRONG

- The Crimson Tide comes into the final few weeks of the season boasting a quality NCAA Tournament resume after 28 games played this season.
- Alabama is 3-1 against teams ranked in the top 11 of ESPN.com's RPI (as of 2/22), defeating Auburn (No. 6), Rhode Island (No. 8) and Tennessee (No. 11). Furthermore, the Tide boasts a 4-3 record against top-25 RPI teams with a victory over Texas A&M (No. 24), while all three losses in the category (No. 6 Auburn, No. 16 Kentucky and No. 18 Arizona) having come in true road contests.
- The Tide is 5-2 this season when playing a team ranked in the Associated Press Top-25 and has won five consecutive contests against Top-25 opponents.
- According to the NCAA's Quadrant win-loss system, Alabama owns six Q1 victories (6-5) and is tied for second in the Southeastern Conference in Q1 wins. In addition, the Crimson Tide boasts 11 combined victories against Quadrant 1 and Quadrant 2 teams, which is tied for third-most in the league.

## HUSTLE STATS

## DUNK CHART

PLAYER	DUNKS	CAREER DUNKS
Hall	63	117
Giddens	18	18
Jones	15	15
Smith	12	12
Ingram	11	24
Sexton	6	6
Key	5	25
Petty	3	3
Reese	2	2
Davis		6
Norris		5
<b>TOTAL</b>	<b>135</b>	

## CHARGES TAKEN

PLAYER	CHARGES	CAREER CHARGES
Jones	20	20
Key	10	24
Ingram	6	14
Hall	3	4
Norris	3	16
Smith	3	3
Johnson Jr.		2
Davis		1
<b>TOTAL</b>	<b>45</b>	

## AND-1'S (converted/attempted)

PLAYER	AND-1'S	CAREER AND-1'S
Hall	9/18	15/27
Sexton	6/10	6/10
Ingram	5/8	12/16
Giddens	3/6	3/6
Petty	2/3	2/3
Jones	1/4	1/4
Smith	1/3	1/3
Johnson Jr.	1/2	2/5
Norris	1/1	11/14
Reese	1/1	1/1
Key	0/1	10/14
Davis		4/4

## MOST COMMON OPPONENTS

Below is a look at Alabama's most familiar foes in school history:

Opponents	Games	Record
1. Mississippi State	198	124-75
2. LSU	179	108-71
3. Ole Miss	178	120-58
4. Auburn	157	94-63
5. Kentucky	148	37-111
6. Tennessee	147	79-68
7. Georgia	146	94-52
8. Florida	142	75-67
9. Vanderbilt	138	69-69
10. Tulane	84	52-32

## 2017-18 SEC STANDINGS [2/23]

	SEC	Overall
Auburn	12-3	24-4
Tennessee	10-5	20-7
<b>Alabama</b>	<b>8-7</b>	<b>17-11</b>
Arkansas	8-7	19-9
Florida	8-7	17-11
Missouri	8-7	18-10
Kentucky	8-7	19-9
Mississippi State	8-7	20-8
LSU	7-8	16-11
Georgia	6-9	15-12
Texas A&M	6-9	17-11
South Carolina	9-9	15-13
Ole Miss	5-10	12-16
Vanderbilt	5-10	11-17

## UA IN SEC/NCAA STATS [2/23]

Team	Overall	Rank	NCAA	SEC	Rank
Scoring Offense	73.4	11th		70.1	9th
Scoring Defense	69.4	6th	80th	67.3	1st
Scoring Margin	+4.0	10th		+2.8	3rd
Free Throw %	.675	12th		.699	10th
FG %	.469	4th	68th	.460	2nd
FG % Defense	.407	4th	29th	.394	T1st
3-PT FG %	.327	11th		.306	12th
3-PT FG % Def.	.315	3rd	21st	.304	2nd
3-PT FG Made	6.4	12th		6.1	T12th
Rebound Offense	36.1	9th		35.0	9th
Rebound Defense	36.1	11th		35.7	10th
Rebound Margin	+0.0	10th		-0.7	9th
Assists	12.9	11th		12.3	T9th
Steals	6.6	6th		6.5	3rd
Blocks	5.9	2nd	6th	5.4	T1st
Turnover Margin	-0.6	9th		-0.9	9th
Assist/Turnover	0.9	14th		0.9	12th

Individual	Overall	Rank	NCAA	SEC	Rank
<b>SCORING</b>					
Collin Sexton	18.4	T2nd		16.6	8th
<b>REBOUNDING</b>					
Donta Hall	7.0	6th		6.6	10th
Dazon Ingram	5.7	20th		5.5	T20th
Braxton Key					
<b>FIELD GOAL PERCENTAGE</b>					
Donta Hall				.778	1st
<b>BLOCKED SHOTS</b>					
Donta Hall	2.4	3rd	25th	1.7	6th
<b>STEALS</b>					
Herbert Jones	1.3	8th			
<b>3-POINT FG MADE PER GAME</b>					
John Petty	2.5	4th		2.2	T7th
<b>DEFENSIVE REBOUNDING</b>					
Dazon Ingram	5.0	5th		4.6	10th
<b>OFFENSIVE REBOUNDING</b>					
Donta Hall	2.3	9th		2.1	T10th

- According to ESPN.com's latest RPI rankings (as of Feb. 22), the Tide checks in at No. 30 in the nation and boasts the No. 11 overall strength of schedule and the No. 31 non-conference strength of schedule. WarrenNolan.com ranks the Tide No. 30 in its RPI with the No. 7 overall strength of schedule. Meanwhile, CBSSports.com rates the Tide at No. 30 in the RPI, boasting the No. 25 non-conference strength of schedule and the No. 13 overall SOS.

- Alabama is receiving votes in both polls this week and has been receiving votes to be ranked in all but three weeks of the season, and was ranked as high as No. 24 nationally by the AP poll (week 4).

### IT'S ALL ABOUT THE D

- Alabama enters the final stretch of games as the league's best defensive team during SEC play.
- Through 15 conference games, that Crimson Tide ranks at or near the top in every defensive category.

Category	Average	Rank
Scoring Defense	67.3	1st
Field Goal Percentage Defense	.394	T-1st
Blocks Per Game	5.4	T-1st
3-Point Field Goal Percentage Defense	.304	2nd
Steals Per Game	6.5	3rd

### SELLING OUT COLEMAN

- There has been a lot of excitement surrounding Alabama basketball this year, and that is reflected in the home attendance average this season.
- After selling a record number of season tickets heading into the 2017-18 campaign, UA is heading for a record-setting average attendance. If that is achieved, it would mark the second time in head coach Avery Johnson's three years at the Capstone that there has been a new attendance record set.
- With two home games remaining in the regular season, Alabama is averaging 13,332 fans per game, which would top the record of 13,110 fans per game set in Johnson's first season (2015-16).
- UA had five sellouts this year and 14 full capacity crowds in Johnson's three seasons at Alabama.
- Below is a breakdown of the top five single-season attendance records at Coleman Coliseum:

SEASON	OVERALL ATTENDANCE	AVERAGE ATTENDANCE
<b>1. 2017-18</b>	<b>199,975</b>	<b>13,332</b>
2. 2015-16	196,655	13,110
3. 2011-12	199,749	12,484
4. 1990-91	149,380	12,448
5. 2006-07	196,552	12,284
6. 1976-77	133,130	12,103

### TALE OF TWO TEAMS

- Alabama boasts a 6-1 record in SEC home contests, winning by an average margin of 11.6 ppg. However, the Tide 2-6 and losing by an average of 2.9 ppg.
- On the boards, the Crimson Tide is being outrebounded by 1.9 rebounds a game (34.0-35.9) in its road contests, but it outrebounding the opposition by 0.5 boards per contest (36.1-35.6).
- Below is a breakdown over Alabama's numbers in conference play on the road and at home this year.

	PPG	Opp PPG	Margin	RPG	Opp RPG	FG%	Opp FG%	3FG%	Opp 3FG%
Home SEC Games	73.9	62.3	+11.6	36.1	35.6	.488	.370	.363	.306
Away SEC Games	66.8	71.6	-4.9	34.0	35.9	.436	.416	.259	.303

### PETTY THRIVES IN HOME SEC CONTESTS

- A big reason why the Crimson Tide has six out of its seven SEC home games is due to the play of freshman guard John Petty, who has thrived under the arched roof of Coleman Coliseum. However, he has struggled when playing on the road in league contests.
- In his seven home conference games, Petty is averaging 14.1 points per game, while shooting 52.5 percent from the field and 51.1 percent from deep. However, in road contests, the Huntsville, Ala., native is only averaging 4.4 ppg, shooting 16.7 percent from the floor and 18.0 percent from beyond the arc.
- Below is a breakdown over Petty's numbers in conference play on the road and at home this year.

Petty In...	FGM-FGA	FG%	3FGM-3FGA	3FG%	PPG	RPG	MPG
Home SEC Games	32-61	.525	24-47	.511	14.1	3.0	30.0
Away SEC Games	10-60	.167	9-50	.180	4.46	1.8	26.6

### ONE OF THE NATION'S MOST IMPROVED PLAYERS

- Junior Donta Hall has improved tremendously since stepping foot on the Alabama campus as a freshman prior to the 2015-16 campaign.
- When Hall first arrived in Tuscaloosa in the summer of 2015, he weighed 200 pounds and has since added more than 30 pounds to his frame. In addition, his Maximum Bench Press, which is now at 265 pounds, has increased by over 80 pounds in his three seasons at The Capstone.
- Even while increasing his body weight and overall strength, Hall's Maximum Vertical Touch has increased by over six-plus inches and is now currently at 12'1".



# RECORD WHEN...

At home .....	12-3
On the road .....	2-7
At neutral sites .....	3-1
In SEC games .....	8-7
SEC home games .....	6-1
SEC road games .....	2-6
In non-conference games .....	9-4
In overtime .....	0-0

In games decided by ...	
5 points or less .....	5-4
6-10 points .....	3-3
11 points or more .....	9-4

Leading at the half .....	12-2
Trailing at the half .....	5-9
Tied at the half .....	0-0

Shooting 40% or better .....	17-6
Shooting less than 40% .....	0-5
Opponent better than 40% .....	5-10
Opponent shoots 40% or less .....	12-1
Shooting same or better than opponent .....	15-4
Shooting worse than opponent .....	2-7

Outrebounding opponent .....	11-1
Opponent outrebounds UA .....	5-9
Rebounds are tied .....	1-1

70% or better on FT .....	5-6
less than 70% on FT .....	12-5
More FT att. than opponent .....	11-4
Less FT att. than opponent .....	6-7
Same FT att. as opponent .....	0-0

40% or better on 3PT .....	6-1
Less than 40% on 3PT .....	11-10

More turnovers than opponent .....	8-4
Less turnovers than opponent .....	7-6
Same turnovers as opponent .....	2-1

Scoring 80 or more points .....	6-2
Scoring 70-79 points .....	8-3
Scoring 60-69 points .....	3-4
Scoring 50-59 points .....	0-1
Scoring less than 50 points .....	0-1

Allowing 80 or more points .....	0-4
Allowing 70-79 points .....	6-2
Allowing 60-69 points .....	7-5
Allowing 50-59 points .....	4-0
Allowing less than 50 points .....	0-0

On Sunday .....	0-1
On Monday .....	0-0
On Tuesday .....	5-3
On Wednesday .....	3-2
On Thursday .....	0-0
On Friday .....	3-1
On Saturday .....	6-4

In November .....	6-1
In December .....	3-3
In January .....	5-4
In February .....	3-3
In March .....	0-0

- On the court, Hall's numbers have also seen a traumatic improvement. Below is a breakdown of Hall's end-of-season season averages at the end of his freshman and sophomore seasons, as well as what he's been averaging through the 27 games he has played this season.

DONTA HALL	GP-GS	MPG	PPG	RPG	BPG	FGM-FGA	FG%	FTM-FTA	FT%	DUNKS
2015-16 - FRESHMAN	33-0	12.8	2.8	4.3	1.7	37-61	.607	19-44	.431	18
2016-17 - SOPHOMORE	34-20	19.7	6.0	5.5	1.4	79-120	.658	45-75	.600	36
2017-18 - JUNIOR	27-24	23.7	11.4	7.0	2.3	130-173	.751	48-85	.565	63

## COMING UP CLUTCH AT THE FREE THROW LINE

- Alabama has had its share of struggles from the charity stripe this season, as it enters the game with Arkansas ranked 298th (out of 351) in the nation in free throw percentage (.675). However, the Crimson Tide has come through in clutch situations this year.
- The statistics show that the Tide improves as the game nears its conclusion. With four minutes left on the clock, Alabama is shooting 75.8 percent (91-of-120) as a team. That number rises to 77.3 percent (68-of-88) inside of three minutes. In the final minute of play, the Tide is shooting an impressive 77.2 percent (44-of-57) at the line.
- Below is a breakdown of Alabama's top free throw shooters in terms of getting to the foul line and comparing their season average to what the average is inside of four minutes and inside of one minute.

Player	Season Average	FT% inside 4 mins	FT% Inside 1 min
Dazon Ingram	107-of-149 – .718	37-of-43 – .860	24-of-26 – .923
Collin Sexton	138-of-177 – .780	36-of-41 – .878	14-of-17 – .824
Team	430-of-657 – .675	91-of-120 – .758	44-of-57 – .772

## GETTING IT DONE IN THE CLASSROOM

- The Alabama men's basketball team had an outstanding fall semester in the classroom, highlighted by senior Riley Norris who graduated this past December with an undergraduate degree in marketing.
- As a team, the Crimson Tide boasted a team grade point average of 3.016.
- Freshmen Collin Sexton, Herbert Jones and Tyler Barnes each finished with a perfect 4.0 GPA and will earn a spot on the President's List.
- A total of seven Alabama student-athletes finished the semester with a 3.0 GPA or better. In addition to the three who earned a 4.0 in the fall, freshman Alex Reese (3.86), sophomore Landon Fuller (3.25), Norris (3.23) and junior Avery Johnson Jr. (3.08) all achieved the milestone.

## FRESHMAN IMPACT

- Alabama's 2017 signing class was a consensus top-10 ranked class in the nation, rated as high as No. 6 by Rivals.com. In the early part of the season, the Tide rookies are showing why they made up one of the top signing classes in Alabama basketball history.
- Three of the top five scorers thus far are freshmen, led by the dynamic duo of Collin Sexton (18.4 ppg) and John Petty (10.6 ppg). In fact, Sexton ranks third the SEC in points per game and Petty ranks as one of the league's top three-point shooters.
- Below is a breakdown of the percentage the freshman class has contributed in each of the major statistical categories:

Category	Freshman Total	Top Freshman	Percentage
Points	40.1 of 73.4	Sexton - 18.4*	54.6
Rebounds	14.2 of 36.1	Jones/Sexton - 3.6	39.3
Assists	192 of 360	Sexton - 3.4*	53.3
Steals	88 of 184	Jones - 1.3*	47.8
Blocks	52 of 164	Jones/Smith - 18	31.7
Field Goals Made	359 of 723	Sexton - 144*	49.7
Three-Point FG Made	129 of 178	Petty - 71*	72.5

\* Denotes team leader in the category

## SEXTON CAMPAIGNING FOR FRESHMAN OF THE YEAR AWARD

- Freshman guard Collin Sexton has played in 25 contests and shown why he was one of the most highly-touted recruits to come to Alabama in program history. He currently is tied for second in the SEC with 18.4 points per game, while also topping the team with 3.4 assists per contest, 144 field goals made and 326 field goals attempted.
- Consider the following about Sexton's start to the season: Ranks second in the SEC in scoring average ... ranks fourth in the SEC in free throws attempted (177) and seventh in the league in free throws made (138) – despite not playing in three games this year ... ranks 84th nationally in free throws made and is 37th in the nation in foul shots attempted ... has 21 double-figure scoring games, 11 games of 20 or more points and two games of 30 or more points.
- Sexton broke the Alabama freshman scoring record when we went for 40 points against Minnesota on Nov. 25 – his fifth game with the Crimson Tide. The UA record was held by Alvin Lee who went for 36 points against Vanderbilt on Feb. 17, 1988. Furthermore, the last time a UA player went for 40 in a game came nearly 40 years ago, when Reggie King scored 43 against Virginia on March 12, 1979.
- After sitting out the season opener vs. Memphis (11/10), Sexton scored 22 points in his collegiate debut against Lipscomb on Nov. 14. The last time a true UA freshman scored that many points in his debut came on Nov. 24, 1978, when Eddie Phillips went for 25 points in his first career game in a 96-74 loss to Wagner.

## INFINITI COACHES CHARITY CHALLENGE

Alabama men's basketball head coach Avery Jonson is participating in the 2018 INFINITI Coaches' Charity Challenge. Fans can help Coach Johnson win the challenge by voting at [infinite timeout.com](http://infinite timeout.com).

Here are the three ways to vote for Coach Johnson each day:

1.) Voters will no longer be required to set up or log-in to vote. Fans will be able to access the site and vote once per day for their coach on this platform.

2.) Fans can vote on Twitter with one vote per day counting towards Coach Johnson's total. The voter must include #Timeout2Vote and #AveryJohnson (or @CoachAvery6) in the text of the post.

3.) Fans can vote on Instagram with one vote per day counting towards Coach Johnson's total. The voter must include #Timeout2Vote and #AveryJohnson (or @CoachAvery6) in the text of the post.

No votes will be counted from Facebook directly. On Facebook, fans will be linked to [infinite timeout.com](http://infinite timeout.com).

Round 1 voting runs from today through 1/21/2018 at 11:59AM ET. (Top 24 coaches advance to Round 2)


Round 2 voting runs from 1/22/2018 at 1:00PM ET - 2/11/2018 at 11:59AM ET. (Top 16 coaches advance to Round 3)

Round 3 voting runs from 2/12/2018 at 1:00PM ET - 2/25/2018 at 11:59AM ET. (Top 4 coaches advance to Final Round)

Final Round voting runs from 2/26/2018 at 1:00PM ET - 3/10/2018 at 11:59PM ET.

The winner will be announced on Selection Sunday (3/11).

INFINITI is excited to embark into its eighth year as an official corporate partner of NCAA Men's Division 1 Basketball. Continuing its partnership with the National Association of Basketball Coaches (NABC), the INFINITI Coaches' Charity Challenge returns this year featuring 48 coaches, donating \$349,000 for coaches' charities throughout the duration of the sponsorship.



- The Mableton, Ga., native scored 20 or more points in each of his first three games for the Tide (25 vs. Alabama A&M on Nov. 17 and 29 vs. UT Arlington on Nov. 21). In doing so, Sexton became the first freshman in the modern era to accomplish three consecutive 20-point games in his first three collegiate contests. Freshman were allowed to play with the varsity beginning in the 1975-76 season. Prior to that, Charles Cleveland, playing on the 1971-72 freshman team, scored 22 or more points in each of his first three games to begin the season.

## TIDE'S TRENDS

- There have been a few noticeable trends when it comes to the 2017-18 Alabama men's basketball team.
- One of the biggest trends to keep in eye during a game is the rebounding throughout a game. The Tide owns a record of 11-1 when out rebounding an opponent, but is 6-10 when being outrebounded or matching an opponent on the boards
- Below is a breakdown of a few other key factors to look into during a game. Alabama is:
  - 11-1 when outrebound an opponent
  - 12-2 when leading at the half
  - 15-4 when shooting the same or better than an opponent
  - 12-1 when opponent shoots 40% or less
  - 17-6 when shooting 40% or better
  - 0-5 when shooting less than 40%

## CLOSE CALLS

- Alabama has been in a number of close games this season. Thirteen of the 27 games played this year were decided by less than 10 points. Nine of those games came down to five points or less, with the Tide owning a mark of 5-4 in those contests.
- Ten of the Tide's last 27 games that have been decided by six or fewer points, with Alabama going 5-5 in those contests.
- UA owns a mark of 3-2 in games decided by three or fewer points.

## VARIETY OF ISSUES CAUSING A VARIETY OF CHANGES

- Alabama has battled a variety of issues throughout the season that has caused players to miss a multitude of games. Tide players have missed a combined total of 62 games throughout the campaign.
- The players who have missed time this season include Ar'Mond Davis (28), Riley Norris (18), Braxton Key (11), Collin Sexton (3), Donta Hall (1) and Dazon Ingram (1).
- Both Sexton (abdominal strain) and Hall (wrist) continue to play through injury and will likely do so for the remainder of the season.
- Not one Alabama player has started every game, while only four UA student-athletes have seen action in all 28 games this season (John Petty, Herbert Jones, Daniel Giddens and Avery Johnson Jr.).
- Head coach Avery Johnson has been forced to use 10 different starting lineups in the Tide's 28 games, while eight different players has started at least one contest this season for Alabama.

## SEXTON GOES FOR 40, EARNS SEC FRESHMAN OF THE WEEK

- Freshman guard Collin Sexton was named the SEC Freshman of the Week after an impressive display on the court for the week of Nov. 27.
- Sexton put on a show for the Barclays Center crowd in the championship game of the 2017 Barclays Classic last Saturday vs. Minnesota. The Mableton, Ga., native was one of three players on the court for the final 10-plus minutes and nearly helped give the shorthanded Tide an improbable come-from-behind victory by scoring 40 points in the 89-84 loss to the nation's 14th-ranked team.
- Sexton, who scored 15 points in the final seven-plus minutes, had 31 in the second half alone. His 40 points set a UA freshman scoring record and marked the ninth-most points in a single game in program history. The Mableton, Ga., native became the first Alabama player to score 40 in a game since Reggie King had 43 points against Virginia on March 12, 1979.

## LAST THREE GAME CUMES

		RECORD:					OVERALL			HOME			AWAY			NEUTRAL						
		ALL GAMES					1-2			1-0			0-2			0-0						
		CONFERENCE					1-2			1-0			0-2			0-0						
		NON-CONFERENCE					0-0			0-0			0-0			0-0						
							Total			3-Point			F-Throw			Rebounds						
##	Player	gp-gs	min	avg	fg-fga	fg%	3fg-fga	3fg%	ft-fa	ft%	off	def	tot	avg	pf	dq	a	to	bik	stl	pts	avg
02	Sexton, Collin	3-3	83	27.7	17-34	.500	4-13	.308	14-18	.778	1	6	7	2.3	10	1	11	10	0	1	52	17.3
00	Hall, Donta	3-3	78	26.0	18-22	.818	0-0	.000	7-14	.500	6	13	19	6.3	7	0	1	2	8	2	43	14.3
25	Key, Braxton	3-0	71	23.7	10-17	.588	3-7	.429	5-8	.625	4	15	19	6.3	5	0	3	6	1	1	28	9.3
23	Petty, John	3-3	83	27.7	8-25	.320	7-22	.318	4-4	1.000	0	8	8	2.7	3	0	8	9	0	1	27	9.0
12	Ingram, Dazon	3-3	86	28.7	8-17	.471	4-8	.500	5-8	.625	3	8	11	3.7	7	0	7	3	0	1	25	8.3
03	Reese, Alex	3-0	42	14.0	6-14	.429	5-9	.556	4-4	1.000	0	11	11	3.7	3	0	1	4	1	1	21	7.0
05	Johnson Jr, Avery	3-0	48	16.0	5-12	.417	2-5	.400	2-2	1.000	0	2	2	0.7	7	1	6	2	0	3	14	4.7
04	Giddens, Daniel	3-3	32	10.7	2-3	.667	0-0	.000	2-3	.667	1	5	6	2.0	7	0	1	4	0	0	6	2.0
10	Jones, Herbert	3-0	51	17.0	2-9	.222	0-5	.000	0-3	.000	3	5	8	2.7	10	0	3	2	1	1	4	1.3
30	Smith, Galin	3-0	20	6.7	1-1	1.000	0-0	.000	0-2	.000	1	0	1	0.3	0	0	1	1	1	0	2	0.7
15	Barnes, Tyler	1-0	1	1.0	0-0	.000	0-0	.000	0-0	.000	0	0	0	0.0	0	0	0	0	0	0	0	0.0
24	Schaffer, Lawson	3-0	5	1.7	0-2	.000	0-2	.000	0-0	.000	0	0	0	0.0	0	0	0	1	0	0	0	0.0
Team																						
Total.....		3	600		77-156	.494	25-71	.352	43-66	.652	19	75	94	31.3	59	2	42	44	12	11	222	74.0
Opponents.....		3	600		79-188	.420	25-68	.368	53-71	.746	43	75	118	39.3	58	0	39	36	13	30	236	78.7

## BY THE NUMBERS

1

Alabama ranks as the top defense in the SEC in league contests only. Against conference competition, the Tide leads the league in scoring defense (67.3), field goal percentage defense (.394) and blocks per game (5.4), while ranking second in three-point field goal percentage defense (.304) and third in steals (6.5).

9

Alabama boasts of nine games on this year's schedule that are currently ranked or receiving votes to be ranked in this most updated Associated Press Top 25 poll.

9

The Crimson Tide has had nine games that were decided by five points or less points this year. Alabama has a record of 5-4 in such contests.

10

Number of AP top-25 teams Alabama has beaten in Avery Johnson's tenure (10-9), including a school record five (5-1) this season. In 2015-16, the Tide was one of 15 teams nationally that defeated four AP top-25 teams – the first time since 2001-02 that UA recorded at least four wins against top-25 competition.

14

Total number of sellouts in Alabama head coach Avery Johnson's three seasons, including five this season (Auburn on Jan. 17, Mississippi State on Jan. 20, Oklahoma on Jan. 27, Tennessee on Feb. 10 and Arkansas on Feb. 24). Last season, the Tide had four sellouts and recorded five sellouts the previous year (2015-16), which was the most games sold out in a single season at Alabama since selling out six during the 2006-07 campaign.

27

Alabama ranked 27th in the nation in total attendance last season, averaging 11,947 fans per game. In 2015-16, the Crimson Tide set a school record for average attendance at 13,110, which ranked 22nd nationally. This year, Alabama is averaging 13,332 fans per home game.

74

Number of games UA has won in league play over the past eight years (including 2017-18 season). UA ranks fourth in the league, trailing only Kentucky (106) and Florida (94). Arkansas (75) ranks just ahead of Alabama, followed by Ole Miss (72), Georgia (70) and Vanderbilt (68).

308

Avery Johnson has compiled 308 career victories during his coaching career. his 10-plus seasons as a head coach include seven-plus years as an NBA head coach where he collected 254 wins, in addition to his 54 wins now in his third season at Alabama.

1,653

Number of all-time wins for Alabama, now in its 105th year of basketball, which ranks second in the SEC.

- Sexton began the week by scoring a then-season high 29 points in a one-point victory over UT Arlington (11/21) and followed that with 10 points and a season-high seven rebounds in a win over BYU (11/24).

## PETTY NAMED SEC FRESHMAN OF THE WEEK...AGAIN

- Collin Sexton isn't the only Alabama freshman making headlines early this season. Guard John Petty is also making a name for himself, as he has earned two SEC Freshman of the Week accolades this year.
- The 6-foot-5, 195-pound guard became the first Alabama rookie to win the league's weekly award twice in the same season since 2009 when JaMychal Green earned two SEC Freshman of the Week awards.
- His first weekly honor came on Nov. 20 as the Huntsville, Ala., native knocked down a school record 10 three-pointers in the Tide's 104-67 victory over Alabama A&M on Nov. 17. Petty connected on 10-of-13 shots from beyond the arc en route to toppling the former record of eight set by seven different players, most recently by Riley Norris vs. South Carolina on Jan. 13, 2016.
- Petty's 10 threes tied for the fourth-most in a single game in Southeastern Conference history. However, his percentage of 76.9 percent (10-of-13) was the highest in league history by any player who has made 10 or more threes in a game. Furthermore, the last SEC player to have 10 or more three-pointers in a game was Michael Frazier of Florida (Mar. 4, 2014).
- His most recent award came on Jan. 1 when he collected 18 points, four rebounds, three assists and two blocks in leading the Crimson Tide to a 79-57 win over fifth-ranked Texas A&M on Dec. 30. Petty made 60 percent (6-of-10) of his field goals, including 55.6 percent (5-of-9) of his shots from 3-point range. The victory marked the first time the Crimson Tide defeated an Associated Press top-5 opponent since March 20, 2004, when UA topped then-No. 1 Stanford, 70-67, in the NCAA tournament.

## WAITING IN THE WINGS

- In addition to the three early signees, Alabama also has another addition who is sitting out this year due to NCAA transfer rules. Guard/forward Tevin Mack, who played his freshman and sophomore seasons at Texas, joined the Crimson Tide last June and will be eligible to suit up beginning next season.
- As a sophomore during the 2016-17 season, Mack led the Longhorns with 14.8 points and 31.3 minutes per game, while also adding 4.8 rebounds a contest. Over the 15 games he played a year ago, the 6-7, 220-pound guard/forward connected on 45.9 percent (79-of-172) from the floor, including a team-high 39.1 percent (34-of-87) from behind the arc. He reached double figures in 11 games and scored 18 points or more on eight different occasions.
- Mack attended Dreher High School in Columbia, S.C., before suiting up for the Longhorns. Coming out of high school, he was ranked the No. 11 small forward in the nation by 247Sports, which also ranked him 76th overall in the country.

## LAST TIME VS. ARKANSAS - FEB. 1, 2017 [FAYETTEVILLE, ARK.]

Official Basketball Box Score -- Game Totals -- Final Statistics

Alabama vs Arkansas

02/01/17 6:01 p.m. at Fayetteville, Ark. (Bud Walton Arena)

Alabama 68 • 13-8, 6-3 SEC

#	Player	Total		3-PT		Rebounds			PF	TP	A	TO	Blk	Stl	Min						
		FG-FGA	FG-FGA	FT-FTA	Off	Def	Tot														
01	Norris, Riley	f	3-5	2-4	0-0	1	2	3	2	8	0	2	0	2	24						
21	Olaniyan, Bola	f	2-3	0-0	1-1	3	6	9	3	5	0	3	0	0	20						
25	Key, Braxton	f	2-8	2-4	6-8	1	3	4	12	2	4	0	2	3	31						
35	Hall, Donta	f	3-6	0-0	0-1	3	3	6	3	6	2	0	0	0	27						
12	Ingram, Dazon	g	5-7	1-1	3-4	0	3	3	14	1	3	0	0	0	23						
03	Schaffer, Lawson		0-1	0-1	2-2	0	1	1	0	2	2	0	0	0	3						
02	Collins, Corban		1-4	0-3	0-1	1	2	3	3	2	4	3	0	0	23						
05	Johnson Jr, Avery		1-8	1-2	0-0	0	1	1	2	3	1	1	0	0	19						
10	Taylor, Jimmie		2-4	0-0	2-2	0	0	0	2	6	1	0	0	0	14						
22	Davis, Ar'Mond		2-7	0-3	6-6	0	3	3	0	10	0	1	2	0	16						
	Team					2	1	3			1										
	Totals		21-53	6-18	20-25	11	25	36	22	68	13	18	2	4	200						
FG % 1st Half: 10-25 40.0%																2nd half: 11-28 39.3%		Game: 21-53 39.6%		Deadball Rebounds 2	
3FG % 1st Half: 3-8 37.5%		2nd half: 3-10 30.0%		Game: 6-18 33.3%																	
FT % 1st Half: 4-5 80.0%		2nd half: 16-20 80.0%		Game: 20-25 80.0%																	

Arkansas 87 • 17-5, 6-3 SEC

#	Player	Total		3-PT		Rebounds			PF	TP	A	TO	Blk	Stl	Min						
		FG-FGA	FG-FGA	FT-FTA	Off	Def	Tot														
05	COOK,ARLANDO	f	1-1	0-0	0-0	1	0	1	3	2	0	2	0	0	11						
33	KINGSLEY,MOSES	f	2-4	0-0	11-12	1	5	6	3	15	1	2	2	2	27						
00	BARFORD,JAYLEN	g	6-12	0-3	1-3	2	3	5	0	13	4	1	0	1	27						
04	MACON,DARYL	g	4-8	3-4	1-1	0	1	1	2	12	4	1	0	0	27						
01	BEARD,ANTON	g	2-8	1-4	0-0	1	3	4	1	5	2	3	0	1	27						
02	THOMPSON,TREY		0-0	0-0	0-0	1	1	2	0	3	0	1	1	1	11						
02	BAILEY,ADRIO		3-3	0-0	1-3	1	2	3	3	7	0	0	1	1	11						
03	HANNAHS,DUSTY		7-9	5-6	0-0	0	0	0	3	19	1	2	0	0	17						
12	HAZEN,BRACHEN		0-1	0-0	0-0	0	0	0	0	0	0	0	0	0	3						
13	THOMAS,DUSTIN		1-4	0-0	0-2	2	3	5	2	1	0	0	0	2	13						
15	HOLMES,JONATHAN		0-1	0-1	0-0	0	0	0	0	1	0	0	0	0	1						
21	WATKINS,MANUALE		2-5	2-4	4-8	1	3	4	0	10	2	0	0	3	21						
23	JONES,CJ		1-3	0-1	0-0	0	0	0	0	2	0	0	0	0	4						
	Team					1	0	1													
	Totals		29-59	11-23	18-29	11	21	32	23	87	18	11	4	11	200						
FG % 1st Half: 10-26 38.5%																2nd half: 19-33 57.6%		Game: 29-59 49.2%		Deadball Rebounds 5,3	
3FG % 1st Half: 4-11 36.4%		2nd half: 7-12 58.3%		Game: 11-23 47.8%																	
FT % 1st Half: 11-17 64.7%		2nd half: 7-12 58.3%		Game: 18-29 62.1%																	

Officials: Anthony Jordan, Terry Wymer, Vladimir Voyard-Tadal

Technical Fouls: Alabama-None, Arkansas-None.

Affidavit: 14004

Estimated Actual Attendance: 8,214

Fouled out: Arkansas #13, Thomas (2:48 2H)

Score by periods	1st	2nd	Total						
Alabama	27	41	68						
Arkansas	35	52	87						

Last FG - UA 2nd-00:42, AR 2nd-02:21.

Largest lead - UA by 4 1st-15:46, AR by 27 2nd-04:01.

UA led for 05:54, AR led for 33:26. Game was tied for 00:40.

Points	Off	Def	T/O	2nd Chance	Fast Break	Bench
UA	26	7	8	9	23	40
AR	32	28	10	19	40	43

Score tied - 2 times.

Lead changed - 2 times.

Alabama lost an 87-68 decision to the Arkansas Razorbacks on Feb. 1, 2017 at Bud Walton Arena in the last meeting between the two teams.

The Tide had three players finish in double figures, led by Dazon Ingram's 14 points. Braxton Key registered 12 points, while Ar'Mond Davis had 10.

Arkansas jumped out to a 5-2 lead to start the first half, before Alabama responded with a 7-0 run to move in front, 9-5, with 15:46 left on the clock. However, the Razorbacks answered with an 11-2 run of their own to regain the lead, 16-11, at the midway point, before stretching it to 28-17 with five minutes left in the half. The Tide was able to cut the lead to eight points at 35-27 going into halftime.

Alabama began the second half by scoring the first four points to trim the deficit to 35-31 with 19:06 to play. However, the Razorbacks' Moses Kingsley answered with a dunk on the other end of the floor to jumpstart a 28-8 Arkansas run over the next eight-plus minutes, resulting in a 63-39 lead with 10:23 left to play. From there, the Razorbacks cruised to the 19-point victory.



## ALABAMA HEAD COACH AVERY JOHNSON



## PREVIOUS COACHING EXPERIENCE

Dallas Mavericks	Head Coach (2005-08)
Brooklyn Nets	Head Coach (2010-12)

## YEAR-BY-YEAR RECORD

## UNIVERSITY OF ALABAMA 53-39, .576)

Year	Overall	Conf.	Notes
2015-16	18-15	8-10	NIT 1st Round
2016-17	19-15	10-8	NIT 1st Round
2017-18	17-11	8-7	

## BROOKLYN NETS (60-116, .341)

Year	Overall	Conf.	Notes
2010-11	24-58	4th/Atlantic	
2011-12	22-44	5th/Atlantic	
2012-13	14-14	—	

## DALLAS MAVERICKS (194-70, .735)

Year	Overall	Conf.	Notes
2004-05	16-2	2nd/Southwest	Playoffs (2nd rd.) NBA Coach of the Month (April)
2005-06	60-22	2nd/Southwest	NBA Finals NBA Coach of the Year All-Star Coach (Western) 2x NBA Coach of the Month
2006-07	67-15	1st/Southwest	Playoffs (1st rd.)
2007-08	51-31	4th /Southwest	Playoffs (1st rd.)

<b>COLLEGE:</b>	<b>54-41 (.568) [SEC: 26-25, .510]</b>
<b>NBA:</b>	<b>254-186 (.577)</b>
<b>TOTAL:</b>	<b>308-227 (.565)</b>

## MILESTONES

Louisiana Sports HOF (2015)  
 San Antonio Spurs HOF (2009)  
 NBA Coach of the Year (2006)  
 NBA Western Conference All-Star Coach (2006)  
 NBA Champion (1999 San Antonio Spurs)  
 2x SWAC Player of the Year (1987 & 1988)  
 2 NCAA Tournaments (1987 & 1988)

## BY THE NUMBERS

**4,474** – Ranks second in San Antonio Spurs and 38th in NBA History in all-time assists  
**16** – Total Number of NBA Seasons  
**12.0** – Career assist average at Southern University (1987-88) – an NCAA record that still stands  
**6** – San Antonio Spurs retired Johnson's No. 6 jersey on Dec. 22, 2007  
**2** – One of only two players (Calvin Murphy) under 6-feet in height to play over 1,000 games in the NBA

• Avery Johnson was introduced as Alabama's 20th head men's basketball coach on April 7, 2015. Johnson, who led the San Antonio Spurs to the 1999 NBA title as a player and was named the 2006 NBA Coach of the Year, came to the Capstone after a successful coaching career in the NBA.

• Johnson and his staff brought in the nation's seventh-ranked recruiting class according to Rivals.com in 2017 – the highest recruiting class ranking on paper in program history. For reasons like that and much more, Alabama basketball fans could see evidence that the men's basketball program was headed in the right direction.

• Last season, Johnson guided the Crimson Tide to a 19-15 overall record, including a 10-8 mark in Southeastern Conference play, as the program reached the National Invitation Tournament for the second consecutive year during his tenure.

• Alabama tied for fifth place overall in the final 2017 SEC standings – a significant improvement from the 10th-place finish in league play in 2015-16. The five-spot improvement tied for second-best in the SEC in 2016-17 and trailed only Florida, who improved six spots from a year ago (T-8th in 2016 and second in 2017).

• The Tide went on to reach the SEC Tournament semifinals for the first time since 2013 when it captured wins over Mississippi State (75-55) in the opening round and South Carolina (64-53) in the quarterfinals, before falling to the eventual SEC Tournament champion Kentucky Wildcats. The win over the Gamecocks gave Alabama a season sweep of South Carolina, which would go on to reach the Final Four. The Tide defeated the Gamecocks, 90-86, in an epic quadruple overtime contest earlier in the year. It also gave the Tide two victories in the league tournament, which marked the first time that happened since doing so in the 2002 event.

• During the 2015-16 season, his inaugural as a collegiate head coach, Johnson gave the fans a glimpse of the excitement that was in store. The Crimson Tide finished with an 18-15 record and earned an at-large selection to the 2016 National Invitation Tournament.

• On the court, Alabama knocked off four teams that were ranked in the Associated Press' Top 25 during the 2015-16 campaign which led the SEC. It marked the first time since 2001-02 that an Alabama team recorded four AP Top 25 victories in the regular season.

• The fan support was tremendous throughout the first two years of Johnson's tenure. Helped by relocating the student section to create a better in-game atmosphere, Alabama averaged a school record 13,110 fans per game in 2015-16 – a number that ranked 22nd-best in the nation. Furthermore, the Tide also sold out five home games, which was the most sellouts in a single year since the 2006-07 season.

• Last year, Alabama ranked 27th in the nation in average attendance (11,947 per game), while selling out four games on the year. In Johnson's two seasons, Alabama has had nine sellouts which is the most in a two-year span and the most in back-to-back seasons in more than two decades.

• Johnson owned an NBA career coaching record of 254-186 (.577) after spending four seasons with the Dallas Mavericks (2004-08) and two-plus seasons with the Brooklyn Nets (2010-13).

• During his time in Dallas, Johnson led the Mavericks to the postseason in each of his three-plus seasons as head coach. He led the Mavericks to a record of 194-70 (.735) and set the record for reaching the 50-win plateau (62 games) and the 150-win milestone (191 games) the fastest.

• In 2005-06, Johnson led the Mavericks to their first ever appearance in the NBA Finals en route to earning NBA Coach of the Year honors. In his first full season as head coach, Johnson led the 2005-06 Mavericks to a 60-22 record and the team's first ever Western Conference Championship. He was named Western Conference Coach of the Month in November of 2005, becoming the first coach in league history to win the award in his first two full months of coaching. Johnson picked up the award for a third time in January, 2006.

• In 16 NBA seasons as a player, he averaged 8.4 points, 5.5 assists, 1.7 rebounds and 25.3 minutes played in 1,054 career games with seven different teams. Known as "The Little General" for his on-court leadership and diminutive stature, Johnson helped guide the San Antonio Spurs to an NBA Championship in 1999.

• On March, 28 2003 as a member of the Mavericks, Johnson became the 75th player in league history to play 1,000 career games. At 5-11, he joined Calvin Murphy as the only other player under 6-feet in height to reach that milestone. He ranks second behind Tony Parker in the Spurs' all-time assist leaders (4,474) and is 38th in NBA history in the same category. In recognition for his contributions to the Spurs organization, Johnson's No. 6 jersey was retired in December, 2007.

• The New Orleans native played his final two collegiate seasons at Southern University, leading the NCAA in assists in each of his two years with the Jaguars, and was named the Southwestern Athletic Conference Player of the Year and the MVP of the conference tournament as both a junior and senior.

• He still owns several NCAA Division I records, including most assists in a single game (22 – shared with two other players), most 20 or more assist games (4), the highest single season assist average (13.3) and the highest career assist average (12.0). As a senior in 1988, he averaged 11.4 points per game, making him the first men's Division I player ever to average double figures in points and assists in the same season.

• Johnson, along with his wife Cassandra, are both very involved in the Tuscaloosa community. Johnson received a degree in psychology in 1988 from Southern University. He and Cassandra married in July of 1991 in New Orleans. They have two children, Christianne and Avery Jr.

# THE LAST TIME...

## TEAM

### Scored 100 points or more:

Nov. 17, 2017 - UA 104, Alabama A&M 67

### Scored 110 points or more:

Dec. 1, 2004 - UA 114, ETSU 77

### Scored less than 50 points:

Nov. 17, 2015 - Dayton 80, UA 48

### Allowed 100 points:

Dec. 4, 2004 - UA 102, Charlotte 101

### Held opponent to 40 points or less:

Jan. 10, 2015 - UA 56, Tennessee 38

### Held opponent to 15 pts or less in half:

Nov. 29, 2016 - 15 points allowed vs. Charleston Southern (1st half)

### Scored 50 points in a half:

Nov. 17, 2017 - 53 points in second half vs. Alabama A&M

### Won an overtime game:

Feb. 7, 2017 - UA 90, South Carolina 86

### Lost an overtime game:

Feb. 21, 2015 - Georgia 66, UA 65

### Played a double-overtime game:

Feb. 7, 2017 - UA 90, South Carolina 86

### Played a triple-overtime game:

Feb. 7, 2017 - UA 90, South Carolina 86

### Played a quadruple-overtime game:

Feb. 7, 2017 - UA 90, South Carolina 86

### Shot 60% or better in a half:

January 27, 2018 - 60.9% in 2nd half vs. Oklahoma

### Failed to hit a three-pointer in a game:

Dec. 4, 2010 vs. Purdue (290 games)

### Had at least 15 steals in a game:

Feb. 20, 2013 vs. Mississippi State (18)

### Had at least 25 assists in a game:

Nov. 17, 2017 vs. Alabama A&M (25)

### Forced 25 turnovers in a game:

Nov. 11, 2012 vs. West Alabama (25)

### Played a ranked opponent (AP poll):

February 21, 2018 at No. 12 Auburn (lost, 90-71)

### Beat a ranked opponent at neutral site:

Nov. 27, 2015 vs. No. 17 Notre Dame (won, 74-73)

### Beat a ranked opponent at home:

February 10, 2018 at No. 15 Tennessee (won, 78-50)

### Beat a ranked opponent on the road:

Feb. 3, 2018 at No. 23, Florida (won, 68-50)

### Beat a top-10 opponent:

December 30, 2017 vs. No. 5 Texas A&M (won, 79-57)

### Beat a top-10 opponent on the road:

Feb. 21, 2004 in Starkville, Miss. (beat No. 4 Mississippi State, 77-73)

### Beat a top-5 opponent:

December 30, 2017 vs. No. 5 Texas A&M (won, 79-57)

### Beat a top-5 opponent on the road:

Feb. 21, 2004 in Starkville, Miss. (beat No. 4 Mississippi State, 77-73)

### Played a No. 1 ranked opponent:

Jan. 31, 2015 vs. No. 1/1 Kentucky (lost, 70-55)

### Beat a No. 1 ranked opponent on the road:

Jan. 28, 1983 at No. 1 UCLA (won, 70-67)

### Beat a No. 1 ranked opponent:

Mar. 20, 2004 vs. No. 1 Stanford (NCAA tournament (won, 70-67)

## INDIVIDUAL

### Had a player score 50 points:

Michael Nordholz (50) vs. Southern Miss, 12/12/76 (single-game scoring record)

### Had a player score 40 points:

Collin Sexton (40) vs. Minnesota, 11/25/17

### Had a player score 35 points:

Collin Sexton (40) vs. Minnesota, 11/25/17

### Had a player score 30 points:

Collin Sexton (30) at Arizona, 12/9/17

### Had a player grab 20 rebounds:

Richard Hendrix (23) vs. Troy, 11/9/07

### Had a player dish out 10 or more assists:

Mikhail Torrence (11) vs. LSU, 1/27/10

### Had a player block five shots:

Donta Hall (8) vs. Oklahoma, 1/27/18

### Had a player block 10 shots:

Roy Rogers (10) vs. LSU, 2/17/1996

### Had a player with seven or more steals in a game:

Jeremy Hays (8) vs. Oregon State, 12/12/1998

### Had two players record a double-double in same game:

Donta Hall (13 pts, 14 rebs.), Dazon Ingram (10 pts., 14 rebs.) vs. Rhode Island, 12/6/17

### Had three players record a double-double in same game:

Jermareo Davidson (12 pts, 12 rebs), Alonzo Gee (22 pts, 10 rebs), Richard Hendrix (18 pts, 12 rebs) vs. Louisiana Monroe, 11/28/06

### Had a player record a double-double in three consecutive games:

Richard Hendrix (24 pts, 16 rebs vs. Florida, 17 pts, 11 rebs at Arkansas, 19 pts, 10 rebs at Georgia) (Jan. 8, Jan. 13, Jan. 16, 2008)

### Had a player record a double-double in four consecutive games:

Richard Hendrix (19 pts, 13 rebs vs. Chicago State, 24 pts, 16 rebs vs. Florida, 17 pts, 11 rebs at Arkansas, 19 pts, 10 rebs at Georgia) (Jan. 4, Jan. 8, Jan. 13, Jan. 16 2008)

### Had a player record a triple-double:


Roy Rogers (27 pts, 10 rebs, 10 blocks) vs. LSU, 2/17/96

### Had two players score 20 points in a game:

Dazon Ingram (22) and Collin Sexton (22) vs. LA Tech, 11/29/17

### Had five or more players score in double figures:

Donta Hall (13), John Petty (12), Daniel Giddens (12), Collin Sexton (11) and Dazon Ingram (10) vs. Rhode Island, 12/6/17



## Donta Hall

### JUNIOR

Forward • 6-9 • 232 • Luverne, Ala.  
Luverne HS

### CAREER HIGHS

Points	20	2x, last vs. LSU (2/13/18)
Rebounds	14	Rhode Island (12/6/17)
Assists	3	2x, last vs. Lipscomb (11/14/17)
Steals	3	2x, last at Mississippi State (2/6/18)
Blocks	8	vs. Oklahoma (1/27/18)
Minutes	39	at South Carolina (2/7/17)
Field Goals	9	UCF (12/3/17)
FG Att.	10	2x, last vs. LSU (2/13/18)
3-Point FG		
3-Point Att.		
Free Throws	7	Rhode Island (12/6/17)
FT Att.	10	Rhode Island (12/6/17)

### 2017-18 SEASON HIGHS

Points	20	2x, last vs. LSU (2/13/18)
Rebounds	14	Rhode Island (12/6/17)
Assists	3	2x, last vs. Lipscomb (11/14/17)
Steals	3	at Mississippi State (2/6/18)
Blocks	8	vs. Oklahoma (1/27/18)
Minutes	32	at Arizona (12/9/17)
Field Goals	9	UCF (12/3/17)
FG Att.	10	2x, last vs. LSU (2/13/18)
3-Point FG		
3-Point Att.		
Free Throws	7	Rhode Island (12/6/17)
FT Att.	10	Rhode Island (12/6/17)

### MISCELLANEOUS STATS

CATEGORY	2017-18	CAREER
Double-digit scoring	15	22
20+ point games	2	2
Double-digit rebounding	4	7
Double-doubles	5	5
Led UA in scoring	6	8
Led UA in rebounding	13	29
Led UA in three-pointers		
Led UA in assists		1
Led UA in steals	4	16
Led UA in blocks	19	54
5+ assist games		
3+ three-pointers		
3+ steal games	1	2
3+ block games	11	24

### 2017-18 (JUNIOR SEASON)

- Did not play against LSU due to wrist injury (1/13) but returned to the lineup five days after surgery and played 15 minutes in the win over No. 17 Auburn (1/17)
- Leads the team in field goal percentage (.751, 130-of-173), blocks per game (2.4), rebounds per game (7.0) and dunks (63)
- Ranks second in the SEC and 23rd in the nation in blocks, and is seventh in the league in rebounds
- Connected of 9-of-9 field goals to finish with a career-high 20 points vs. UCF (12/3)
- Went 8-of-10 from the field to tie his career high of 20 points, while leading the team in rebounds (8), blocks (2) and steals (2) vs. LSU (2/13)
- Recorded the first double-double of his career with 11 points and 11 rebounds to go along with a career-high tying five blocks and a career-best three assists in the season opener against Memphis (11/10)
- Registered his second double-double of his career with 13 points and 14 rebounds to go along with three blocks and two assists in the win against URI (12/6)
- Dropped 15 points and pulled down 12 rebounds to record his second consecutive double-double while adding two steals and one block at Arizona (12/9)
- Recorded his fourth double-double of his career with a perfect 7-of-7 performance from the field to total 14 points, while pulling down 11 rebounds at then-No. 23 Florida (2/3)
- Went 8-of-10 from the floor to total a team-high 17 points, while totaling 11 rebounds, three blocks, two steal and an assists to record his fifth career double-double against then-No. 15 Tennessee (2/10)
- Blocked a career high of eight shots while adding nine points, seven rebounds, two assists and a steal against then-No. 12 Oklahoma (1/27)
- Finished with 15 points to go along with seven rebounds and four blocks against Louisiana Tech (11/29)
- Collected 10 points, five rebounds and three blocks in the home opener against Lipscomb (11/14)
- Went 4-for-5 from the field to total eight points, and grabbed six rebounds in the win against Alabama A&M (11/17)
- Was perfect from the field (4-for-4) to total eight points, and collected two blocks and five rebounds vs. UT Arlington (11/21)
- Went 6-for-8 from the field to score 14 points, while grabbing nine rebounds in 27 minutes against BYU (11/24)
- Totaled eight points, seven rebounds and one block in 15 minutes against then-No. 14 Minnesota (11/25)
- Shot 4-of-6 from the floor to total 9 points while collecting six rebounds and four blocks vs. Mercer (12/19)
- Went 7-of-8 from the field to total 17 points, to go along with six rebounds, one assist and two blocks vs. then-No. 5 Texas A&M (12/30)
- Was perfect from the floor, shooting 6-of-6 to total 14 points, while collecting six rebounds, two blocks and one steal vs. Vanderbilt (1/2)
- Went 6-of-7 from the field to score 13 points, while totaling a team-high seven rebounds and three blocks against South Carolina (1/9)
- Shot 6-of-7 from the floor to lead the team with 14 points, while adding seven rebounds against Ole Miss (1/23)
- Went 7-of-8 from the field to total 16 points while adding six rebounds and two blocks at Kentucky (2/17)
- Scored seven points to go along with four blocks, one assist and five rebounds at No. 12 Auburn (2/21)



### HALL'S 2017-18 GAME-BY-GAME STATS

Opponent	Date	GS	Min	FG	FGA	Pct	3FG	FGA	Pct	FT	FTA	Pct	Off	Def	Tot	Avg	PF	A	TO	Blk	Stl	Pts	Avg
vs. Memphis	11/10	*	30	5	6	.833	0	0	.000	1	3	.333	4	7	11	11.0	4	3	4	5	0	11	11.0
LIPSCOMB	11/14	*	20	5	7	.714	0	0	.000	0	1	.000	2	3	5	8.0	3	3	1	3	1	10	10.5
ALABAMA A&M	11/17	*	17	4	5	.800	0	0	.000	0	1	.000	1	5	6	7.3	0	0	0	2	0	8	9.7
UT ARLINGTON	11/21	*	22	4	4	1.000	0	0	.000	0	0	.000	1	4	5	6.8	2	0	2	2	0	8	9.3
vs. BYU	11/24	*	27	6	8	.750	0	0	.000	2	2	1.000	2	7	9	7.3	3	0	0	1	0	14	9.9
vs. Minnesota	11/25	*	15	3	8	.375	0	0	.000	2	2	1.000	2	5	7	7.2	1	0	0	1	0	8	9.8
LOUISIANA TECH	11/29	*	23	6	7	.857	0	0	.000	3	3	1.000	1	6	7	7.1	2	0	0	4	0	15	10.6
UCF	12/3	*	27	9	9	1.000	0	0	.000	2	3	.667	1	3	4	6.8	0	1	1	4	1	20	11.8
RHODE ISLAND	12/6	*	29	3	6	.500	0	0	.000	7	10	.700	4	10	14	7.6	2	2	5	3	0	13	11.9
at Arizona	12/9	*	32	6	8	.750	0	0	.000	3	4	.750	5	7	12	8.0	1	0	3	1	2	15	12.2
vs. Mercer	12/19	*	31	4	6	.667	0	0	.000	1	2	.500	2	4	6	7.8	2	0	0	4	0	9	11.9
TEXAS	12/22	*	14	1	3	.333	0	0	.000	0	2	.000	3	1	4	7.5	3	0	3	2	2	2	11.1
TEXAS A&M*	12/30	*	28	7	8	.875	0	0	.000	3	3	1.000	2	4	6	7.4	3	1	2	2	0	17	11.5
at Vanderbilt*	1/2	*	27	6	6	1.000	0	0	.000	2	3	.667	1	5	6	7.3	3	0	2	2	1	14	11.7
at Georgia*	1/6	*	16	3	6	.500	0	0	.000	1	1	1.000	2	4	6	7.2	1	0	0	0	1	7	11.4
SOUTH CAROLINA*	1/9	*	27	6	7	.857	0	0	.000	1	3	.333	3	4	7	7.2	0	0	2	3	0	13	11.5
at LSU*	1/13																						
							DNP- INJURED																
AUBURN*	1/17		15	1	1	1.000	0	0	.000	0	0	.000	1	4	5	7.1	0	0	0	1	1	2	10.9
MISSISSIPPI STATE*	1/20		19	4	8	.500	0	0	.000	0	2	.000	2	3	5	6.9	1	1	1	1	0	8	10.8
at Ole Miss*	1/23		17	6	7	.857	0	0	.000	2	4	.500	4	3	7	6.9	1	0	1	0	0	14	10.9
OKLAHOMA	1/27	*	24	4	6	.667	0	0	.000	1	4	.250	3	4	7	7.0	0	2	2	8	1	9	10.9
MISSOURI*	1/31	*	23	2	5	.4000	0	0	.000	5	8	.625	1	3	4	6.8	2	0	2	0	1	9	10.8
at Florida*	2/3	*	28	7	7	1.000	0	0	.000	0	0	.000	4	7	11	7.0	2	0	3	1	1	14	10.9
at Mississippi State*	2/6	*	25	2	3	.667	0	0	.000	4	6	.667	1	5	6	7.0	2	0	1	3	3	8	10.8
TENNESSEE*	2/10	*	27	8	10	.800	0	0	.000	1	4	.250	3	8	11	7.1	3	1	0	3	22	17	11.0
LSU*	2/13	*	25	8	10	.8000	0	0	.000	4	7	.571	2	6	8	7.2	1	0	1	2	2	20	11.4
at Kentucky*	2/17	*	30	7	8	.875	0	0	.000	2	5	.400	3	3	6	7.1	3	0	0	2	0	16	11.6
at Auburn*	2/21	*	23	3	4	.750	0	0	.000	1	2	.5000	1	4	5	7.0	3	1	1	4	0	7	11.4
ARKANSAS*																							
FLORIDA*																							
at Texas A&M*																							

\* indicates Southeastern Conference opponent


### HALL'S CAREER STATS

YEAR	GP	GS	MIN	AVG	FG	FGA	PCT	3FG	3FGA	PCT	FT	FTA	PCT	OFF	DEF	TOT	AVG	PF	FO	AST	TO	BLK	STL	PTS	AVG
2015-16	33	0	421	12.8	37	61	.607	0	0	.000	19	44	.432	46	96	142	4.3	83	5	7	16	56	15	93	2.8
2016-17	34	20	670	19.7	79	120	.658	0	0	.000	45	75	.600	66	120	186	5.5	85	3	18	31	48	18	203	6.0
2017-18	27	24	641	23.7	130	173	.751	0	0	.000	48	85	.565	61	129	190	7.0	48	0	15	37	64	19	308	11.4
<b>TOTAL</b>	<b>94</b>	<b>44</b>	<b>1732</b>	<b>18.4</b>	<b>246</b>	<b>354</b>	<b>.695</b>	<b>0</b>	<b>0</b>	<b>.000</b>	<b>112</b>	<b>204</b>	<b>.549</b>	<b>173</b>	<b>345</b>	<b>518</b>	<b>5.5</b>	<b>216</b>	<b>8</b>	<b>40</b>	<b>84</b>	<b>168</b>	<b>52</b>	<b>604</b>	<b>6.4</b>

### HALL'S CAREER SEC STATS

YEAR	GP	GS	MIN	AVG	FG	FGA	PCT	3FG	3FGA	PCT	FT	FTA	PCT	OFF	DEF	TOT	AVG	PF	FO	AST	TO	BLK	STL	PTS	AVG
2015-16	18	0	227	12.6	19	34	.559	0	0	.000	8	21	.381	32	62	94	5.2	53	5	5	8	28	9	46	2.6
2016-17	18	15	372	20.7	38	59	.644	0	0	.000	23	40	.575	38	65	103	5.7	46	2	11	19	23	8	99	5.5
2017-18	14	11	330	23.6	70	90	.778	0	0	.000	26	48	.542	30	63	93	6.6	25	0	4	16	24	12	166	11.9
<b>TOTAL</b>	<b>50</b>	<b>26</b>	<b>929</b>	<b>18.6</b>	<b>127</b>	<b>183</b>	<b>.694</b>	<b>0</b>	<b>0</b>	<b>.000</b>	<b>57</b>	<b>109</b>	<b>.523</b>	<b>100</b>	<b>190</b>	<b>290</b>	<b>5.8</b>	<b>124</b>	<b>7</b>	<b>20</b>	<b>43</b>	<b>75</b>	<b>29</b>	<b>311</b>	<b>6.2</b>





# 1 Riley Norris

## SENIOR

Guard/Forward • 6-7 • 210 • Albertville, Ala.  
Albertville HS

### CAREER HIGHS

Points	27	South Carolina (11/13/16)
Rebounds	16	at LSU (2/17/16)
Assists	3	at Georgia (3/5/16)
Steals	3	4X, last vs. Auburn (2/4/17)
Blocks	2	vs. Jacksonville State (12/29/15)
Minutes	46	at South Carolina (2/7/17)
Field Goals	9	South Carolina (1/13/16)
FG Att.	16	South Carolina (1/13/16)
3-Point FG	8	South Carolina (1/13/16)
3-Point Att.	11	South Carolina (1/13/16)
Free Throws	8	Louisiana (11/20/15)
FT Att.	10	Louisiana (11/20/15)

### 2017-18 SEASON HIGHS

Points	13	vs. Minnesota (11/25/17)
Rebounds	4	Louisiana Tech (11/29/17)
Assists	1	5x, last at Arizona (12/9/17)
Steals	1	5x, last vs. Mercer (12/19/17)
Blocks		
Minutes	25	vs. Minnesota (11/25/17)
Field Goals	4	vs. Minnesota (11/25/17)
FG Att.	8	vs. Minnesota (11/25/17)
3-Point FG	2	2X, last at Arizona (12/9/17)
3-Point Att.	5	2X, last at Arizona (12/9/17)
Free Throws	3	vs. Minnesota (11/25)
FT Att.	4	vs. Minnesota (11/25)

### MISCELLANEOUS STATS

CATEGORY	2017-18	CAREER
Double-digit scoring	1	33
20+ point games		2
Double-digit rebounding		8
Double-doubles		5
Led UA in scoring		9
Led UA in rebounding		22
Led UA in three-pointers		28
Led UA in assists		7
Led UA in steals		17
Led UA in blocks		6
5+ assist games		
3+ three-pointers		14
3+ steal games		4
3+ block games		

### 2017-18 (SENIOR SEASON)

- Will miss the remainder of the 2017-18 season with hip injury
- Missed the first three games of the season with a hip injury
- Made his season debut against UT Arlington (11/21), finishing with five points and three rebounds in 15 minutes off the bench
- Shot 4-of-8 from the floor to total 13 points to go along with two rebounds and one steal against then-No. 14 Minnesota (11/25)
- Scored four points and grabbed four rebounds in the win over Louisiana Tech (11/26)
- Made his first start of the season, totaling four points and three rebounds vs. UCF (12/3)
- Scored six points and pulled down two rebounds while dishing out one assist at Arizona (12/9)
- Totaled five points, three rebounds and one steal against Mercer (12/19)
- Played in 34 contests making 27 starts a year ago
- Ranked third in scoring (9.0), three-point field goal percentage (.333) and minutes per game (27.3)
- Led the team in three-pointers made (47) and attempted (141)
- Finished with 14 double-figure scoring games, 11 of which came over the Tide's last 23 games
- Had first double-double of the season and fifth of his career with 14 rebounds and 11 points in a career-high 46 minutes in Alabama's 40T victory over South Carolina (2/7)
- Established a season-high 20 points in the victory at LSU (1/14)
- Recorded a season-high in made three-pointers (4) while leading the team in scoring (17) in the win over LSU (2/18)
- Registered 15 points in the win at Georgia (1/25)
- Had 13 points in the win over Mississippi State (1/28)
- Scored 18 points vs. Stetson (12/29)
- Received the Media Appreciation Award



### NORRIS' 2017-18 GAME-BY-GAME STATS

Opponent	Date	GS	Min	FG	FGA	Pct	3FG	FGA	Pct	FT	FTA	Pct	Off	Def	Tot	Avg	PF	A	TO	Blk	Stl	Pts	Avg
vs. Memphis	11/10																						
LIPSCOMB	11/14																						
ALABAMA A&M	11/17																						
UT ARLINGTON	11/21	15		2	4	.500	1	2	.500	0	0	.000	1	2	3	3.0	0	1	0	0	1	5	5.0
vs. BYU	11/24	15		2	5	.400	0	2	.000	0	0	.000	1	2	3	3.0	2	1	1	0	1	4	4.5
vs. Minnesota	11/25	25		4	8	.500	2	5	.400	3	4	.750	0	2	2	2.7	4	0	0	0	1	13	7.3
LOUISIANA TECH	11/29	24		2	3	.667	0	1	.000	0	1	.000	2	2	4	3.0	2	1	0	0	0	4	6.5
UCF	12/3	*	21	1	4	.250	1	1	1.000	1	2	.500	0	3	3	3.0	2	1	2	0	0	4	6.0
RHODE ISLAND	12/6	*	21	1	4	.250	0	3	.000	0	0	.000	0	2	2	2.8	2	1	1	0	0	2	5.3
at Arizona	12/9	*	24	2	6	.333	2	5	.400	0	0	.000	1	1	2	2.7	3	1	0	0	0	6	5.4
vs. Mercer	12/19	12		2	3	.667	0	1	.000	1	1	1.000	1	2	3	2.8	3	0	1	0	1	5	5.4
TEXAS	12/22	9		0	0	.000	0	0	.000	0	0	.000	0	0	0	2.4	1	0	0	0	0	0	4.8
TEXAS A&M*	12/30																						
at Vanderbilt*	1/2																						
at Georgia*	1/6																						
SOUTH CAROLINA*	1/9																						
at LSU*	1/13																						
AUBURN*	1/17																						
MISSISSIPPI STATE*	1/20																						
at Ole Miss*	1/23																						
OKLAHOMA	1/27																						
MISSOURI*	1/31																						
at Florida*	2/3																						
at Mississippi State*	2/6																						
TENNESSEE*	2/10																						
LSU*	2/13																						
at Kentucky*	2/17																						
at Auburn*	2/21																						
ARKANSAS*																							
FLORIDA*																							
at Texas A&M*																							

\* indicates Southeastern Conference opponent

### NORRIS' CAREER STATS

YEAR	GP	GS	MIN	AVG	FG	FGA	PCT	3FG	3FGA	PCT	FT	FTA	PCT	OFF	DEF	TOT	AVG	PF	FO	AST	TO	BLK	STL	PTS	AVG
2014-15	34	8	712	20.9	55	145	.379	25	74	.338	26	43	.605	40	102	142	4.2	79	1	22	31	7	21	161	4.7
2015-16	33	19	930	28.2	77	208	.370	45	120	.375	47	72	.653	54	122	176	5.3	64	0	23	39	8	26	246	7.5
2016-17	34	27	927	27.3	105	258	.407	47	141	.333	48	65	.738	41	88	129	3.8	76	1	25	38	4	23	305	9.0
2017-18	9	3	166	18.4	16	37	.432	6	20	.300	5	8	.625	6	16	22	2.4	19	0	6	5	0	4	43	4.8
<b>TOTAL</b>	<b>110</b>	<b>57</b>	<b>2735</b>	<b>24.9</b>	<b>253</b>	<b>648</b>	<b>.390</b>	<b>123</b>	<b>355</b>	<b>.346</b>	<b>126</b>	<b>188</b>	<b>.670</b>	<b>141</b>	<b>328</b>	<b>469</b>	<b>4.3</b>	<b>238</b>	<b>2</b>	<b>76</b>	<b>113</b>	<b>19</b>	<b>74</b>	<b>755</b>	<b>6.9</b>

### NORRIS' CAREER SEC STATS

YEAR	GP	GS	MIN	AVG	FG	FGA	PCT	3FG	3FGA	PCT	FT	FTA	PCT	OFF	DEF	TOT	AVG	PF	FO	AST	TO	BLK	STL	PTS	AVG
2014-15	18	4	381	21.2	24	75	.320	13	42	.310	14	25	.560	20	52	72	4.0	41	1	11	18	2	8	75	4.2
2015-16	18	16	569	31.6	50	131	.382	30	79	.380	20	32	.625	34	76	110	6.1	38	0	15	25	3	16	150	8.3
2016-17	18	16	534	29.7	61	148	.412	28	81	.346	26	37	.703	14	42	56	3.1	47	1	9	23	1	12	176	9.8
2017-18	0	0	0	0.0	0	0	.000	0	0	.000	0	0	.000	0	0	0	0.0	0	0	0	0	0	0	0	0.0
<b>TOTAL</b>	<b>54</b>	<b>36</b>	<b>1484</b>	<b>27.5</b>	<b>135</b>	<b>354</b>	<b>.381</b>	<b>71</b>	<b>202</b>	<b>.351</b>	<b>60</b>	<b>94</b>	<b>.638</b>	<b>68</b>	<b>170</b>	<b>238</b>	<b>4.4</b>	<b>126</b>	<b>2</b>	<b>35</b>	<b>66</b>	<b>6</b>	<b>36</b>	<b>401</b>	<b>7.4</b>



## 2 Collin Sexton

### FRESHMAN

Guard • 6-3 • 190 • Mableton, Ga.  
Pebblebrook HS

### CAREER HIGHS

Points	40	vs. Minnesota (11/25/17)
Rebounds	8	at Florida (2/3/18)
Assists	6	2x, last vs. LSU (2/13/18)
Steals	3	3x, last at Vanderbilt (1/2/18)
Blocks	1	3x, last at Mississippi State (2/6/18)
Minutes	36	vs. Minnesota (11/25/17)
Field Goals	12	vs. Minnesota (11/25/17)
FG Att.	22	vs. Minnesota (11/25/17)
3-Point FG	4	vs. Minnesota (11/25/17)
3-Point Att.	7	3x, last vs. Mississippi State (2/6/18)
Free Throws	15	at Arizona (12/9/17)
FT Att.	16	vs. Minnesota (11/25/17)

### 2016-17 SEASON HIGHS

Points	40	vs. Minnesota (11/25/17)
Rebounds	8	at Florida (2/3/18)
Assists	6	2x, last vs. LSU (2/13/18)
Steals	3	3x, last at Vanderbilt (1/2/18)
Blocks	1	3x, last at Mississippi State (2/6/18)
Minutes	36	vs. Minnesota (11/25/17)
Field Goals	12	vs. Minnesota (11/25/17)
FG Att.	22	vs. Minnesota (11/25/17)
3-Point FG	4	vs. Minnesota (11/25/17)
3-Point Att.	7	3x, last vs. Mississippi State (2/6/18)
Free Throws	15	at Arizona (12/9/17)
FT Att.	16	vs. Minnesota (11/25/17)

### MISCELLANEOUS STATS

CATEGORY	2017-18	CAREER
Double-digit scoring	21	21
20+ point games	11	11
Double-digit rebounding		
Double-doubles		
Led UA in scoring	13	13
Led UA in rebounding	1	1
Led UA in three-pointers	8	8
Led UA in assists	16	16
Led UA in steals	6	6
Led UA in blocks	2	2
5+ assist games	6	6
3+ three-pointers	4	4
3+ steal games	3	3
3+ block games		

### 2017-18 (FRESHMAN SEASON)

- Did not play against No. 17 Auburn (1/17) and Mississippi State (1/20) due to abdominal injury
- Returned to the lineup and played limited minutes against Ole Miss (1/23) and totaled seven points, two rebounds and two assists
- Is tied for second in the SEC in scoring average (18.4 ppg) and tops the squad in assists per game (3.4)
- Is tied for fourth in the SEC in free throws made and is third in the league in free throws attempted, while also ranking 42nd in the nation in foul shots made and 43rd in free throws attempted
- Named to Watch Lists for the Cousy Award, Naismith Trophy and Oscar Robertson Trophy prior to the start of the season
- Set an Alabama freshman scoring record with 40 points, including 31 in the second half, against then-No. 14 Minnesota (11/25)
- Was the first Alabama player to score 40 in a game since Reggie King had 43 points on March 12, 1979 vs. Virginia
- Became the first freshman in the modern era at Alabama to score three straight games of more than 20 points in each of his first three games
- Went for 30 points and was near perfect from the free throw line (15-of-16) at Arizona (12/9)
- Registered his 10th 20-point game against Missouri (1/31) scoring 23 points while adding four rebounds, two assists and a steal
- Finished with 22 points to tie for the team lead against Louisiana Tech (11/29) while leading the team with three steals
- Dropped 22 points (7-of-10) to lead the team in scoring, and added five assists and two steals in his collegiate debut in the home opener against Lipscomb (11/14)
- His 22 points were the most scored in a game by a true freshman at Alabama since Eddie Phillips poured in 25 points in his debut back on Nov. 24, 1978
- Recorded his second straight 20-plus point game, totaling 25 points, to go along with five assists and four rebounds in the win against Alabama A&M (11/17)
- Registered 29 points, while shooting 11-for-14 from the charity stripe and adding four assists in the win against UT Arlington (11/21)
- Scored 10 points while totaling seven rebounds and three assists in 30 minutes against BYU (11/24)
- Reached double figures with 11 points while grabbing four rebounds and one steal against URI (12/6)
- Was perfect from the free throw line (9-of-9) to total 21 points while collecting four assists and three rebounds vs. Mercer (12/19)
- Was perfect from the free-throw line (7-of-7) to lead all scorers with 24 points, to go along with a team high of five assists, three steals and three rebounds vs. Vanderbilt (1/2)
- Scored a team-high 23 points while adding three assists, one steal and two rebounds against Georgia (1/6)
- Put up a game-high 25 points to go along with five rebounds and two assists at No. 12 Auburn (2/21)
- Went 6-of-6 from the free throw line to total 15 points, while adding a season-high seven rebounds, three assists and his first block of his career against LSU (1/13)
- Led the team in points (18) while adding three rebounds and two assists in his first start after suffering an abdominal injury vs. then-No. 12 Oklahoma (1/27)
- Scored a game-high 17 points while totaling a career high of eight rebounds and six assists at then-No. 23 Florida (2/3)
- Went 8-of-10 from the charity stripe to total 18 points, while adding five rebounds, three assists and a block at Mississippi State (2/6)
- Scored 16 points to go along with five rebounds and four assists against then-No. 15 Tennessee (2/10)
- Put up 15 points while leading the team with a season high of six assists against LSU (2/13)
- Scored 12 points to go along with three assists and two rebounds at Kentucky (2/17)



### SEXTON'S 2017-18 GAME-BY-GAME STATS

Opponent	Date	GS	Min	FG	FGA	Pct	3FG	FGA	Pct	FT	FTA	Pct	Off	Def	Tot	Avg	PF	A	TO	Blk	Stl	Pts	Avg
vs. Memphis	11/10																						
LIPSCOMB	11/14	*	27	7	10	.700	3	5	.600	5	12	.417	0	1	1	1.0	1	5	2	0	2	22	22.0
ALABAMA A&M	11/17	*	26	11	16	.688	2	4	.500	1	1	1.000	2	2	4	2.5	2	5	0	0	0	25	23.5
UT ARLINGTON	11/21	*	32	8	15	.533	2	6	.333	11	14	.786	1	0	1	2.0	2	4	1	0	2	29	25.3
vs. BYU	11/24	*	30	3	11	.273	0	1	.000	4	6	.667	3	4	7	3.6	2	3	3	0	1	10	24.4
vs. Minnesota	11/25	*	36	12	22	.545	4	7	.571	12	16	.750	1	5	6	3.8	4	5	3	0	1	40	25.2
LOUISIANA TECH	11/29	*	34	6	19	.316	1	2	.500	9	11	.818	2	3	5	4.0	2	3	4	0	3	22	24.7
UCF	12/3	*	30	0	4	.000	0	1	.000	7	8	.875	2	2	4	4.0	3	3	3	0	1	7	22.1
RHODE ISLAND	12/6	*	17	3	7	.429	1	2	.500	4	6	.667	0	4	4	4.0	0	0	3	0	1	11	20.8
at Arizona	12/9	*	32	6	15	.400	3	6	.500	15	16	.938	0	0	0	3.6	5	2	2	0	0	30	21.8
vs. Mercer	12/19	*	29	6	11	.545	0	3	.000	9	9	1.000	1	2	3	3.5	2	4	2	0	0	21	21.7
TEXAS	12/22	*	32	4	12	.333	0	1	.000	0	0	.000	2	3	5	3.6	1	4	1	0	3	8	20.5
TEXAS A&M*	12/30	*	29	3	12	.250	1	6	.167	9	10	.900	0	3	3	3.6	1	2	3	0	1	16	20.1
at Vanderbilt*	1/2	*	30	8	14	.571	1	2	.500	7	7	1.000	0	3	3	3.5	4	5	2	0	3	24	20.4
at Georgia*	1/6	*	33	9	16	.563	1	3	.333	4	6	.667	0	2	2	3.4	3	3	3	0	1	23	20.6
SOUTH CAROLINA*	1/9	*	22	2	8	.250	1	3	.333	0	1	.000	0	2	2	3.3	3	4	3	0	1	5	19.5
at LSU*	1/13	*	34	4	16	.250	1	5	.200	6	6	1.000	2	5	7	3.6	5	3	9	1	0	15	19.3
AUBURN*	1/17																						
MISSISSIPPI STATE*	1/20																						
at Ole Miss*	1/23		20	2	13	.154	1	3	.333	2	2	1.000	2	0	2	3.5	0	2	0	0	0	7	18.5
OKLAHOMA	1/27	*	32	8	14	.571	1	4	.250	1	2	.500	0	3	3	3.4	3	2	3	0	0	18	18.5
MISSOURI*	1/31	*	33	7	16	.438	3	7	.429	6	10	.600	1	3	4	3.5	4	2	1	0	1	23	18.7
at Florida*	2/3	*	31	7	15	.467	2	5	.400	1	2	.500	2	6	8	3.7	2	6	3	1	2	17	18.7
at Mississippi State*	2/6	*	34	5	16	.313	0	7	.000	8	10	.800	2	3	5	3.8	2	3	0	1	0	18	18.6
TENNESSEE*	2/10	*	24	6	10	.600	1	3	.333	3	4	.750	0	5	5	3.8	1	4	2	0	0	16	18.5
LSU*	2/13	*	22	5	11	.455	2	5	.400	3	6	.500	0	0	0	3.7	4	6	3	0	1	15	18.3
at Kentucky*	2/17	*	29	4	11	.364	0	4	.000	4	4	1.000	0	2	2	3.6	5	3	2	0	0	12	18.1
at Auburn*	2/21	*	32	8	12	.667	2	4	.500	7	8	.875	1	4	5	3.6	1	2	5	0	0	25	18.4
ARKANSAS*																							
FLORIDA*																							
at Texas A&M*																							

\* indicates Southeastern Conference opponent

### SEXTON'S CAREER STATS

YEAR	GP	GS	MIN	AVG	FG	FGA	PCT	3FG	3FGA	PCT	FT	FTA	PCT	OFF	DEF	TOT	AVG	PF	FO	AST	TO	BLK	STL	PTS	AVG
2017-18	25	24	730	29.2	144	326	.442	33	99	.333	138	177	.780	24	67	91	3.6	62	3	85	63	3	24	459	18.4
<b>TOTAL</b>	<b>25</b>	<b>24</b>	<b>730</b>	<b>29.2</b>	<b>144</b>	<b>326</b>	<b>.442</b>	<b>33</b>	<b>99</b>	<b>.333</b>	<b>138</b>	<b>177</b>	<b>.780</b>	<b>24</b>	<b>67</b>	<b>91</b>	<b>3.6</b>	<b>62</b>	<b>3</b>	<b>85</b>	<b>63</b>	<b>3</b>	<b>24</b>	<b>459</b>	<b>18.4</b>

### SEXTON'S CAREER SEC STATS

YEAR	GP	GS	MIN	AVG	FG	FGA	PCT	3FG	3FGA	PCT	FT	FTA	PCT	OFF	DEF	TOT	AVG	PF	FO	AST	TO	BLK	STL	PTS	AVG
2017-18	13	12	373	28.7	70	170	.412	16	57	.281	60	76	.789	10	38	48	3.7	35	2	45	36	3	10	216	16.6
<b>TOTAL</b>	<b>13</b>	<b>12</b>	<b>373</b>	<b>28.7</b>	<b>70</b>	<b>170</b>	<b>.412</b>	<b>16</b>	<b>57</b>	<b>.281</b>	<b>60</b>	<b>76</b>	<b>.789</b>	<b>10</b>	<b>38</b>	<b>48</b>	<b>3.7</b>	<b>35</b>	<b>2</b>	<b>45</b>	<b>36</b>	<b>3</b>	<b>10</b>	<b>216</b>	<b>16.6</b>



## 3 Alex Reese

### FRESHMAN

Forward • 6-9 • 250 • Pelham, Ala.  
Pelham HS

### CAREER HIGHS

Points	10	2x, last at Kentucky (2/17/18)
Rebounds	9	2x, last vs. Lipscomb (11/14/17)
Assists	3	vs. Memphis (11/10/17)
Steals	4	vs. Memphis (11/10/17)
Blocks	1	5x, last at Kentucky (2/17/18)
Minutes	30	vs. Memphis (11/10/17)
Field Goals	4	3x, last at LSU (1/13/18)
FG Att.	9	vs. Memphis (11/10/17)
3-Point FG	2	6x, last at Auburn (2/21/18)
3-Point Att.	7	vs. Memphis (11/10/17)
Free Throws	2	3x, last at Kentucky (2/17/18)
FT Att.	3	vs. Texas (12/22/17)

### 2017-18 SEASON HIGHS

Points	10	2x, last at Kentucky (2/17/18)
Rebounds	9	2x, last vs. Lipscomb (11/14/17)
Assists	3	vs. Memphis (11/10/17)
Steals	4	vs. Memphis (11/10/17)
Blocks	1	5x, last at Kentucky (2/17/18)
Minutes	30	vs. Memphis (11/10/17)
Field Goals	4	3x, last at LSU (1/13/18)
FG Att.	9	vs. Memphis (11/10/17)
3-Point FG	2	6x, last at Auburn (2/21/18)
3-Point Att.	7	vs. Memphis (11/10/17)
Free Throws	2	3x, last at Kentucky (2/17/18)
FT Att.	3	vs. Texas (12/22/17)

### MISCELLANEOUS STATS

CATEGORY	2017-18	CAREER
Double-digit scoring	2	2
20+ point games		
Double-digit rebounding		
Double-doubles		
Led UA in scoring		
Led UA in rebounding	2	2
Led UA in three-pointers	2	2
Led UA in assists		
Led UA in steals	3	3
Led UA in blocks		
5+ assist games		
3+ three-pointers		
3+ steal games	1	1
3+ block games		

### 2017-18 (FRESHMAN SEASON)

- Was a crucial factor in the win against Mercer (12/19) scoring a career-high 10 points off the bench at the Rocket City Classic
- Tied his career-high of 10 points in 15 minutes off the bench, while adding four rebounds, one steal and a block at Kentucky (2/17)
- Led the team in steals (4) while also collecting eight points, nine rebounds and three assists off the bench in the season opener against Memphis (11/10)
- Grabbed a season-high nine rebounds to go with four points in the home opener against Lipscomb (11/14)
- Provided nine points and eight rebounds in 23 minutes off the bench vs. Alabama A&M (11/17)
- Provided a spark off the bench in the come-from-behind win over Louisiana Tech (11/29), playing 14 minutes with two points and three rebounds
- Scored nine points to go along with three rebounds and one steal in 11 minutes off the bench vs. LSU (1/13)
- Scored three points in five minutes off the bench against UCF (12/3)
- Collected three points, two rebounds and one steal in 19 minutes off the bench vs. Texas (12/22)
- Scored seven points while adding three rebounds in the win over No. 17 Auburn (1/17)
- Scored eight points to go along with four rebounds and two steals against Ole Miss (1/23)
- Scored four points and pulled in a rebound against then-No. 15 Tennessee (2/10)
- Put up five points and grabbed two rebounds vs. LSU (2/13)
- Totaled six points, five rebounds and an assist at No. 12 Auburn (2/21)
- Played at Pelham High School under head coach Joel Floyd
- Was the No. 2 prospect in the state of Alabama according to ESPN.com
- Ranked No. 58 overall and the No. 8 power forward according to Scout.com
- Was also the 20th-ranked player in the region by Scout.com
- Was selected to play in the 2017 Alabama-Mississippi All-Star Game alongside teammates Herb Jones (Alabama) and Galin Smith (Mississippi)
- Named the AHSAA 6A State Player of the Year and received Alabama Sports Writer's Association Class 6A First Team All-State honors as a senior
- Averaged 20 points and 10 rebounds in 2017
- Also received first team all-state honors as a junior after averaging 25.4 points, 10.9 rebounds and a block per game
- Selected to AL.com's first-team All-Birmingham list
- Earned a spot on the USA Basketball Junior National team in 2015
- Was a member of the Class 6A All-State first team and All-Shelby County first team as a sophomore
- Also named to AL.com's 2015 Super All-State second team and was All-Area first team



### REESE'S 2017-18 GAME-BY-GAME STATS

Opponent	Date	GS	Min	FG	FGA	Pct	3FG	FGA	Pct	FT	FTA	Pct	Off	Def	Tot	Avg	PF	A	TO	Blk	Stl	Pts	Avg
vs. Memphis	11/10		30	3	9	.333	2	7	.286	0	0	.000	3	6	9	9.0	3	3	0	0	4	8	8.0
LIPSCOMB	11/14		16	2	6	.333	0	4	.000	0	0	.000	2	7	9	9.0	1	0	0	1	0	4	6.0
ALABAMA A&M	11/17		23	4	6	.667	1	2	.500	0	0	.000	2	6	8	8.7	0	1	5	1	0	9	7.0
UT ARLINGTON	11/21		3	0	1	.000	0	1	.000	0	0	.000	0	0	0	6.5	0	0	0	0	0	0	5.3
vs. BYU	11/24		4	0	0	.000	0	0	.000	0	0	.000	0	2	2	5.5	0	0	0	0	0	0	4.4
vs. Minnesota	11/25		3	0	1	.000	0	1	.000	0	0	.000	0	0	0	4.7	0	0	0	0	0	0	3.5
LOUISIANA TECH	11/29		14	1	1	1.000	0	0	.000	0	1	.000	2	1	3	4.4	2	0	2	0	1	2	3.3
UCF	12/3		5	1	2	.500	0	1	.000	1	1	1.000	0	1	1	4.0	0	0	1	0	0	3	3.3
RHODE ISLAND	12/6								DNP														
at Arizona	12/9								DNP														
vs. Mercer	12/19		18	4	6	.667	2	4	.500	0	0	.000	2	0	2	3.8	2	0	0	1	0	10	4.0
TEXAS	12/22		19	1	5	.200	1	3	.333	0	0	.000	1	1	2	3.6	2	0	0	0	1	3	3.9
TEXAS A&M*	12/30		3	0	0	.000	0	0	.000	0	0	.000	0	1	1	3.4	1	0	0	0	0	0	3.5
at Vanderbilt*	1/2								DNP														
at Georgia*	1/6		8	0	1	.000	0	1	.000	0	0	.000	0	3	3	3.3	1	0	0	0	0	0	3.3
SOUTH CAROLINA*	1/9		4	0	3	.000	0	1	.000	0	0	.000	0	0	0	3.1	2	0	0	0	0	0	3.0
at LSU*	1/13		11	4	6	.667	1	3	.333	0	0	.000	1	2	3	3.1	2	0	2	0	1	9	3.4
AUBURN*	1/17		15	2	7	.286	2	5	.400	1	2	.500	1	2	3	3.1	4	0	0	0	0	7	3.7
MISSISSIPPI STATE*	1/20		12	1	4	.250	0	2	.000	0	0	.000	0	2	2	3.0	0	0	0	0	1	2	3.6
at Ole Miss*	1/23		10	3	7	.429	2	6	.333	0	0	.000	2	2	4	3.1	1	0	1	0	2	8	3.8
OKLAHOMA	1/27		11	1	3	.333	1	3	.333	0	0	.000	0	0	0	2.9	0	2	0	1	1	3	3.8
MISSOURI*	1/31		9	1	3	.333	1	3	.333	2	2	1.000	0	2	2	2.8	0	0	0	0	1	5	3.8
at Florida*	2/3								DNP														
at Mississippi State*	2/6		1	0	0	.000	0	0	.000	0	0	.000	0	0	0	2.7	0	0	0	0	0	0	3.7
TENNESSEE*	2/10		12	2	3	.667	0	1	.000	0	0	.000	0	1	1	2.6	3	0	1	0	0	4	3.7
LSU*	2/13		11	1	2	.500	1	2	.500	2	2	1.000	0	2	2	2.6	0	0	2	0	0	5	3.7
at Kentucky*	2/17		15	3	7	.429	2	4	.5000	2	2	1.000	0	4	4	2.7	3	0	2	1	1	10	4.0
at Auburn*	2/21		16	2	5	.400	2	3	.667	0	0	.000	0	5	5	2.8	0	1	0	0	0	6	4.1
ARKANSAS*																							
FLORIDA*																							
at Texas A&M*																							

\* indicates Southeastern Conference opponent

### REESE'S CAREER STATS

YEAR	GP	GS	MIN	AVG	FG	FGA	PCT	3FG	3FGA	PCT	FT	FTA	PCT	OFF	DEF	TOT	AVG	PF	FO	AST	TO	BLK	STL	PTS	AVG
2017-18	24	0	273	11.4	36	88	.409	18	57	.316	8	10	.800	16	50	66	2.8	27	0	7	16	5	13	98	4.1
<b>TOTAL</b>	<b>24</b>	<b>0</b>	<b>273</b>	<b>11.4</b>	<b>36</b>	<b>88</b>	<b>.409</b>	<b>18</b>	<b>57</b>	<b>.316</b>	<b>8</b>	<b>10</b>	<b>.800</b>	<b>16</b>	<b>50</b>	<b>66</b>	<b>2.8</b>	<b>27</b>	<b>0</b>	<b>7</b>	<b>16</b>	<b>5</b>	<b>13</b>	<b>98</b>	<b>4.1</b>

### REESE'S CAREER SEC STATS

YEAR	GP	GS	MIN	AVG	FG	FGA	PCT	3FG	3FGA	PCT	FT	FTA	PCT	OFF	DEF	TOT	AVG	PF	FO	AST	TO	BLK	STL	PTS	AVG
2017-18	13	0	127	9.8	19	48	.396	11	31	.355	7	8	.875	4	26	30	2.3	17	0	1	8	1	6	56	4.3
<b>TOTAL</b>	<b>13</b>	<b>0</b>	<b>127</b>	<b>9.8</b>	<b>19</b>	<b>48</b>	<b>.396</b>	<b>11</b>	<b>31</b>	<b>.355</b>	<b>7</b>	<b>8</b>	<b>.875</b>	<b>4</b>	<b>26</b>	<b>30</b>	<b>2.3</b>	<b>17</b>	<b>0</b>	<b>1</b>	<b>8</b>	<b>1</b>	<b>6</b>	<b>56</b>	<b>4.3</b>





## 4 Daniel Giddens

### SOPHOMORE

Forward/Center • 6-11 • 247 • Mableton, Ga.  
Oak Hill Academy

### CAREER HIGHS

Points	13	Mississippi State (1/20/18)
Rebounds	9	4x, last vs. Oklahoma (1/27/18)
Assists	1	16x, last vs. LSU (2/13/18)
Steals	4	at Connecticut (12/12/15)
Blocks	6	UT Arlington (11/20/15)
Minutes	28	Penn State (1/25/16)
Field Goals	5	4x, last vs. Mississippi State (1/20/18)
FG Att.	9	Rhode Island (12/6/17)
3-Point FG		
3-Point Att.	1	Michigan State (3/11/16)
Free Throws	3	5x, last at Mississippi State (2/6/18)
FT Att.	7	Lipscomb (11/14/17)

### 2017-18 SEASON HIGHS

Points	13	Mississippi State (1/20/18)
Rebounds	9	Oklahoma (1/27/18)
Assists	1	7x, last vs. LSU (2/13/18)
Steals	2	vs. Tennessee (2/10/18)
Blocks	3	4x, last vs. Mississippi State (1/20/18)
Minutes	22	3x, last vs. Mississippi State (1/20/18)
Field Goals	5	4x, last vs. Mississippi State (1/20/18)
FG Att.	9	Rhode Island (12/6/17)
3-Point FG		
3-Point Att.		
Free Throws	3	3x, last at Mississippi State (2/6/18)
FT Att.	7	Lipscomb (11/14/17)

### MISCELLANEOUS STATS

CATEGORY	2017-18	CAREER
Double-digit scoring	5	7
20+ point games		
Double-digit rebounding		
Double-doubles		
Led UA in scoring		
Led UA in rebounding	1	1
Led UA in three-pointers		
Led UA in assists		
Led UA in steals	2	2
Led UA in blocks	8	8
5+ assist games		
3+ three-pointers		
3+ steal games		4
3+ block games	4	12

### 2017-18 (SOPHOMORE SEASON)

- Second on the team in blocked shots per game (1.1)
- Registered a career-high 13 points while leading the team in blocks (3) and adding four rebounds, one steal and one assist vs. Mississippi State (1/20)
- Scored 12 points while totaling six rebounds, two blocks and one steal in the win vs. Rhode Island (12/6)
- Was perfect from the field (5-of-5) to score 11 points, to go along with one rebound, one block and one steal against South Carolina (1/9)
- Totaled 10 points and six rebounds against Texas (12/22)
- Scored eight points to go along with three blocks, one steal and two rebounds in the win against BYU (11/24)
- Grabbed five rebounds to go along with three blocks and three points in the home opener against Lipscomb (11/14)
- Scored four points and made one block in 11 minutes in the win against UT Arlington (11/21)
- Tied for the lead in blocks (4) while scoring four points and grabbing three rebounds vs. UCF (12/3)
- Collected eight points, two rebounds and one block at Arizona (12/9)
- Scored four points while totaling three rebounds and two blocks against Mercer (12/19)
- Blocked two shots and scored two points while grabbing two rebounds vs. then-No. 5 Texas A&M (12/30)
- Totaled five points, one steal and one assist, while pulling down a rebound in 12 minutes off the bench vs. Vanderbilt (1/2)
- Tied his career-high in rebounds (9) while adding four points and two blocks against then-No. 12 Oklahoma (1/27)
- Put up 11 points on 4-of-5 shooting while totaling two rebounds and a steal at Mississippi State (2/6)
- Sat out the 2016-17 season due to NCAA transfer rules
- Transferred from Ohio State prior to the 2016-17 season
- Received a Student Academic Achievement Award in 2017
- Saw action in 33 contests at Ohio State, while making seven starts
- Averaged 3.8 points, 3.6 rebounds and 1.5 blocks in 18.2 minutes per game
- Improved as the year went on, averaging 5.0 points, 4.0 rebounds and 2.0 blocks a game in the Buckeyes' four postseason contests, including going for a season-high 11 points in a loss to Florida in the second round of the 2016 National Invitation Tournament
- Scored 11 points and grabbed six rebounds in 26 minutes off the bench against Mount St. Mary's (11/15)



### GIDDENS' 2017-18 GAME-BY-GAME STATS

Opponent	Date	GS	Min	FG	FGA	Pct	3FG	FGA	Pct	FT	FTA	Pct	Off	Def	Tot	Avg	PF	A	TO	Blk	Stl	Pts	Avg
vs. Memphis	11/10	*	5	0	0	.000	0	0	.000	0	0	.000	0	1	1	1.0	4	0	2	0	0	0	0.0
LIPSCOMB	11/14	*	15	1	2	.500	0	0	.000	1	7	.143	0	5	5	3.0	2	0	1	3	1	3	1.5
ALABAMA A&M	11/17	*	15	0	1	.000	0	0	.000	2	2	1.000	0	1	1	2.3	5	1	1	1	0	2	1.7
UT ARLINGTON	11/21	*	11	2	3	.667	0	0	.000	0	0	.000	1	0	1	2.0	1	0	0	1	0	4	2.3
vs. BYU	11/24	*	21	3	4	.750	0	0	.000	2	2	1.000	0	2	2	2.0	1	1	0	3	1	8	3.0
vs. Minnesota	11/25	*	9	0	1	.000	0	0	.000	0	0	.000	1	1	2	2.0	2	1	2	0	0	0	2.8
LOUISIANA TECH	11/29	*	5	0	1	.000	0	0	.000	0	0	.000	0	2	2	2.0	2	0	0	0	0	0	2.4
UCF	12/3	*	9	2	5	.400	0	0	.000	0	1	.000	0	3	3	2.1	3	0	0	4	0	4	2.6
RHODE ISLAND	12/6	*	17	5	9	.556	0	0	.000	2	3	.667	3	3	6	2.6	2	0	2	2	1	12	3.7
at Arizona	12/9	*	19	4	7	.571	0	0	.000	0	0	.000	0	2	2	2.5	4	0	1	1	0	8	4.1
vs. Mercer	12/19	*	8	2	3	.667	0	0	.000	0	1	.000	1	2	3	2.5	4	0	2	2	0	4	4.1
TEXAS	12/22	*	21	5	8	.625	0	0	.000	0	0	.000	2	4	6	2.8	3	0	0	0	0	10	4.6
TEXAS A&M*	12/30	*	15	1	4	.250	0	0	.000	0	0	.000	0	2	2	2.8	1	0	0	2	0	2	4.4
at Vanderbilt*	1/2	*	12	1	2	.500	0	0	.000	3	4	.750	0	1	1	2.6	4	1	0	0	1	5	4.4
at Georgia*	1/6	*	22	0	1	.000	0	0	.000	0	0	.000	0	3	3	2.7	4	1	0	3	1	0	4.1
SOUTH CAROLINA*	1/9	*	22	5	5	1.000	0	0	.000	1	1	1.000	0	1	1	2.6	4	0	1	1	1	11	4.6
at LSU*	1/13	*	8	1	1	1.000	0	0	.000	0	0	.000	2	0	2	2.5	4	0	1	1	0	2	4.4
AUBURN*	1/17	*	13	1	1	1.000	0	0	.000	1	2	.500	0	2	2	2.5	3	0	2	1	0	3	4.3
MISSISSIPPI STATE*	1/20	*	22	5	7	.714	0	0	.000	3	6	.500	3	1	4	2.6	4	1	0	3	1	13	4.8
at Ole Miss*	1/23	*	18	2	4	.500	0	0	.000	2	2	1.000	0	1	1	2.5	4	0	2	0	0	6	4.9
OKLAHOMA	1/27	*	17	2	2	1.000	0	0	.000	0	1	.000	2	7	9	2.8	1	0	3	2	0	4	4.8
MISSOURI*	1/31	*	14	1	3	.333	0	0	.000	1	2	.500	0	0	0	2.7	4	0	2	1	1	3	4.7
at Florida*	2/3	*	7	0	2	.000	0	0	.000	0	0	.000	0	0	0	2.6	1	0	1	0	0	0	4.5
at Mississippi State*	2/6	*	15	4	5	.800	0	0	.000	3	3	1.000	2	0	2	2.5	5	0	1	0	1	11	4.8
TENNESSEE*	2/10	*	14	1	2	.500	0	0	.000	0	0	.000	2	4	6	2.7	4	0	2	0	2	2	4.7
LSU*	2/13	*	13	1	1	1.000	0	0	.000	2	2	1.000	0	4	4	2.7	4	1	0	0	0	4	4.7
at Kentucky*	2/17	*	15	1	1	1.000	0	0	.000	0	1	.000	1	0	1	2.7	2	0	3	0	0	2	4.6
at Auburn*	2/21	*	4	0	1	.000	0	0	.000	0	0	.000	0	1	1	2.6	1	0	1	0	0	0	4.4
ARKANSAS*																							
FLORIDA*																							
at Texas A&M*																							

\* indicates Southeastern Conference opponent

### GIDDENS' CAREER STATS

YEAR	GP	GS	MIN	AVG	FG	FGA	PCT	3FG	3FGA	PCT	FT	FTA	PCT	OFF	DEF	TOT	AVG	PF	FO	AST	TO	BLK	STL	PTS	AVG
2015-16*	33	7	599	18.2	51	110	.464	0	1	.000	25	57	.439	49	70	119	3.6	108	3	9	33	50	17	127	3.8
2017-18	28	18	386	13.8	50	86	.581	0	0	.000	23	40	.575	20	53	73	2.6	83	2	7	30	31	11	123	4.4
<b>TOTAL</b>	<b>61</b>	<b>25</b>	<b>985</b>	<b>16.1</b>	<b>101</b>	<b>196</b>	<b>.515</b>	<b>0</b>	<b>1</b>	<b>.000</b>	<b>48</b>	<b>97</b>	<b>.495</b>	<b>69</b>	<b>123</b>	<b>192</b>	<b>3.1</b>	<b>191</b>	<b>5</b>	<b>16</b>	<b>63</b>	<b>81</b>	<b>28</b>	<b>250</b>	<b>4.1</b>

### GIDDENS' CAREER SEC STATS

YEAR	GP	GS	MIN	AVG	FG	FGA	PCT	3FG	3FGA	PCT	FT	FTA	PCT	OFF	DEF	TOT	AVG	PF	FO	AST	TO	BLK	STL	PTS	AVG
2017-18	15	11	214	14.3	24	40	.600	0	0	.000	16	23	.696	10	20	30	2.0	49	1	4	16	12	8	64	4.3
<b>TOTAL</b>	<b>15</b>	<b>11</b>	<b>214</b>	<b>14.3</b>	<b>24</b>	<b>40</b>	<b>.600</b>	<b>0</b>	<b>0</b>	<b>.000</b>	<b>16</b>	<b>23</b>	<b>.696</b>	<b>10</b>	<b>20</b>	<b>30</b>	<b>2.0</b>	<b>49</b>	<b>1</b>	<b>4</b>	<b>16</b>	<b>12</b>	<b>8</b>	<b>64</b>	<b>4.3</b>



## 5 Avery Johnson Jr.

### JUNIOR

Guard • 5-11 • 187 • Houston, Texas  
Plano West HS

### CAREER HIGHS

Points	23	at South Carolina (2/7/17)
Rebounds	6	at South Carolina (2/7/17)
Assists	6	3x, last vs. Mississippi State (3/9/17)
Steals	3	5x, last at Auburn (2/21/18)
Blocks	1	2x, last vs. Auburn (1/17/18)
Minutes	44	at South Carolina (2/7/17)
Field Goals	9	at South Carolina (2/7/17)
FG Att.	21	at South Carolina (2/7/17)
3-Point FG	5	at South Carolina (2/7/17)
3-Point Att.	10	at South Carolina (2/7/17)
Free Throws	5	vs. Clemson (12/18/16)
FT Att.	6	2X, last vs. Clemson (12/18/16)

### 2017-18 SEASON HIGHS

Points	13	vs. Memphis (11/10/17)
Rebounds	4	Alabama A&M (11/17/17)
Assists	5	Alabama A&M (11/17/17)
Steals	3	2x, last at Auburn (2/21/18)
Blocks	1	vs. Auburn (1/17/18)
Minutes	24	at Auburn (2/21/18)
Field Goals	4	4x, last at Auburn (2/21/18)
FG Att.	8	2x, last at Auburn (2/21/18)
3-Point FG	2	6x, last at Auburn (2/21/18)
3-Point Att.	5	at Georgia (1/6/18)
Free Throws	4	at Mississippi State (2/6/18)
FT Att.	5	at Mississippi State (2/6/18)

### MISCELLANEOUS STATS

CATEGORY	2017-18	CAREER
Double-digit scoring	4	14
20+ point games		1
Double-digit rebounding		
Double-doubles		
Led UA in scoring		4
Led UA in rebounding		1
Led UA in three-pointers	5	9
Led UA in assists	1	8
Led UA in steals	5	13
Led UA in blocks		
5+ assist games		3
3+ three-pointers		2
3+ steal games	2	5
3+ block games		

### 2017-18 (JUNIOR SEASON)

- Scored 13 points in 22 minutes off the bench and went 2-for-3 from beyond the arc in the season opener against Memphis (11/10)
- Went 4-of-6 from the floor to total 10 points, while adding two rebounds and two assists in 16 minutes off the bench vs. South Carolina (1/9)
- Put up 10 points while adding two rebounds, two assists and two steals in 21 minutes off the bench at then-No. 23 Florida (2/3)
- Went 3-for-4 from the field to score nine points in the home opener vs. Lipscomb (11/14)
- Provided an offensive spark off the bench in the win against UT Arlington (11/21) scoring eight points in 13 minutes
- Scored three points in 10 minutes off the bench against BYU (11/24)
- Totalled five points in 11 minutes off the bench vs. LSU (1/13)
- Scored two points and grabbed three rebounds while recording one steal in 12 minutes off the bench vs. then-No. 5 Texas A&M (12/30)
- Led the team in three-pointers made (2-of-3) to total six points, while adding two rebounds against Vanderbilt (1/2)
- Scored eight points while adding a team-high two steals in 22 minutes off the bench vs. Georgia (1/6)
- Went 4-of-5 from the free-throw line to total nine points, while adding two rebounds at Mississippi State (2/6)
- Put up 10 points to go along with two rebounds, two assists and three steals at No. 12 Auburn (2/21)
- Named the team's Most Improved Player in 2016-17
- Saw action in 34 games making six starts
- Ranked fifth on team in scoring (6.9 ppg) and three-point field goal percentage (.311), while also ranking second in free throw percentage (.762)
- Established career highs in points (23), rebounds (6), assists (6), minutes (44), field goals made (9) and attempted (21) and threes made (5) and attempted (10), in Alabama's 40T win over South Carolina (2/7)
- Led Alabama in scoring with 17 points and matched his career-high three steals against Clemson (12/18)
- Led the team in scoring (13 pts) and matched his career highs in rebounds (5) and field goals made (5) in Alabama's win over Mississippi State (1/3)
- Had one of his best all around games in the SEC Tournament opening win against Mississippi State (3/9), finishing with 10 points, six assists and a career-high tying five rebounds



### JOHNSON'S 2017-18 GAME-BY-GAME STATS

Opponent	Date	GS	Min	FG	FGA	Pct	3FG	FGA	Pct	FT	FTA	Pct	Off	Def	Tot	Avg	PF	A	TO	Blk	Stl	Pts	Avg
vs. Memphis	11/10	22	4	6	.667	2	3	.667	3	4	.750	2	0	2	2.0	2	0	2	0	0	13	13.0	
LIPSCOMB	11/14	20	3	4	.750	1	1	1.000	2	2	1.000	0	0	0	1.0	1	1	0	0	3	9	11.0	
ALABAMA A&M	11/17	18	0	4	.000	0	2	.000	0	0	.000	0	4	4	2.0	3	5	0	0	2	0	7.3	
UT ARLINGTON	11/21	13	3	7	.429	2	4	.500	0	0	.000	0	1	1	1.8	1	1	1	0	0	8	7.5	
vs. BYU	11/24	10	1	3	.333	1	1	1.000	0	0	.000	0	0	0	1.3	4	0	0	0	0	3	6.4	
vs. Minnesota	11/25	7	1	1	1.000	0	0	.000	0	2	.000	1	1	2	1.5	0	0	1	0	0	2	5.8	
LOUISIANA TECH	11/29	17	1	4	.250	0	2	.000	0	0	.000	0	1	1	1.4	1	1	1	0	1	2	5.3	
UCF	12/3	12	1	3	.333	0	1	.000	0	0	.000	0	0	0	1.3	2	0	0	0	0	2	4.9	
RHODE ISLAND	12/6	13	1	4	.250	0	0	.000	2	2	1.000	0	0	0	1.1	3	0	2	0	1	4	4.8	
at Arizona	12/9	7	0	2	.000	0	1	.000	0	0	.000	0	0	0	1.0	1	1	0	0	0	0	4.3	
vs. Mercer	12/19	12	1	6	.167	0	4	.000	0	0	.000	1	0	1	1.0	1	0	0	0	0	2	4.1	
TEXAS	12/22	9	1	3	.333	0	1	.000	0	0	.000	0	1	1	1.0	1	0	0	0	0	2	3.9	
TEXAS A&M*	12/30	12	0	3	.000	0	1	.000	2	2	1.000	1	2	3	1.2	2	0	1	0	1	2	3.8	
at Vanderbilt*	1/2	19	2	4	.500	2	3	.667	0	0	.000	0	2	2	1.2	1	0	1	0	0	6	3.9	
at Georgia*	1/6	22	2	7	.286	2	5	.400	2	2	1.000	0	1	1	1.2	2	1	1	0	2	8	4.2	
SOUTH CAROLINA*	1/9	16	4	6	.667	2	4	.500	0	0	.000	0	2	2	1.3	1	2	0	0	0	10	4.6	
at LSU*	1/13	11	1	4	.250	1	3	.333	2	2	1.000	0	0	0	1.2	2	0	0	0	0	5	4.6	
AUBURN*	1/17	15	1	4	.250	0	3	.000	0	0	.000	0	1	1	1.2	3	1	1	1	0	2	4.4	
MISSISSIPPI STATE*	1/20	16	2	3	.667	1	2	.500	0	0	.000	0	1	1	1.2	1	0	1	0	0	5	4.4	
at Ole Miss*	1/23	23	1	5	.200	0	3	.000	0	0	.000	0	1	1	1.2	2	1	0	0	0	2	4.3	
OKLAHOMA	1/27	8	1	2	.500	0	1	.000	2	2	1.000	0	0	0	1.1	0	0	1	0	0	4	4.3	
MISSOURI*	1/31	7	1	3	.333	0	1	.000	0	0	.000	0	0	0	1.0	0	0	0	0	0	2	4.2	
at Florida*	2/3	21	4	8	.500	1	2	.500	1	3	.333	2	0	2	1.1	1	2	0	0	2	10	4.6	
at Mississippi State*	2/6	15	2	3	.667	1	2	.500	4	5	.800	1	1	2	1.1	3	0	0	0	0	9	4.7	
TENNESSEE*	2/10	16	0	4	.000	0	1	.000	0	0	.000	0	1	1	1.2	3	1	2	0	0	2	4.6	
LSU*	2/13	15	0	2	.000	0	1	.000	2	2	1.000	0	0	0	1.1	2	2	1	0	0	2	4.5	
at Kentucky*	2/17	9	1	2	.500	0	0	.000	0	0	.000	0	0	0	1.1	0	2	0	0	0	2	4.5	
at Auburn*	2/21	24	4	8	.5000	2	4	.5000	0	0	.000	0	2	2	1.1	5	2	1	0	3	10	4.7	
ARKANSAS*																							
FLORIDA*																							
at Texas A&M*																							

\* indicates Southeastern Conference opponent

### JOHNSON'S CAREER STATS

YEAR	GP	GS	MIN	AVG	FG	FGA	PCT	3FG	3FGA	PCT	FT	FTA	PCT	OFF	DEF	TOT	AVG	PF	FO	AST	TO	BLK	STL	PTS	AVG
2014-15*	13	0	56	4.3	7	20	.350	1	6	.167	3	5	.600	0	3	3	0.2	8	0	1	2	0	0	18	1.4
2016-17	34	6	657	19.3	84	254	.331	33	106	.311	32	42	.762	11	46	57	1.7	58	0	49	36	1	25	233	6.9
2017-18	28	0	409	14.6	43	115	.374	18	56	.321	24	30	.800	9	22	31	1.1	48	1	23	17	1	15	128	4.6
<b>TOTAL</b>	<b>75</b>	<b>6</b>	<b>1122</b>	<b>15.0</b>	<b>134</b>	<b>389</b>	<b>.344</b>	<b>52</b>	<b>168</b>	<b>.310</b>	<b>59</b>	<b>77</b>	<b>.766</b>	<b>20</b>	<b>71</b>	<b>91</b>	<b>1.2</b>	<b>114</b>	<b>1</b>	<b>73</b>	<b>55</b>	<b>2</b>	<b>40</b>	<b>379</b>	<b>5.1</b>

### JOHNSON'S CAREER SEC STATS

YEAR	GP	GS	MIN	AVG	FG	FGA	PCT	3FG	3FGA	PCT	FT	FTA	PCT	OFF	DEF	TOT	AVG	PF	FO	AST	TO	BLK	STL	PTS	AVG
2014-15*	4	0	6	1.5	0	0	.000	0	0	.000	1	2	.500	0	0	0	0.0	2	0	1	0	0	0	1	0.3
2016-17	18	4	358	19.9	43	149	.289	18	63	.286	14	19	.737	7	22	29	1.6	26	0	17	19	0	13	118	6.6
2017-18	15	0	241	16.1	25	66	.379	12	35	.343	15	18	.833	5	14	19	1.3	28	1	14	9	1	8	77	5.1
<b>TOTAL</b>	<b>37</b>	<b>4</b>	<b>605</b>	<b>16.4</b>	<b>68</b>	<b>215</b>	<b>.316</b>	<b>30</b>	<b>98</b>	<b>.306</b>	<b>30</b>	<b>39</b>	<b>.769</b>	<b>12</b>	<b>36</b>	<b>48</b>	<b>1.3</b>	<b>56</b>	<b>0</b>	<b>32</b>	<b>28</b>	<b>1</b>	<b>21</b>	<b>196</b>	<b>5.3</b>



## 10 Herbert Jones

### FRESHMAN

Guard • 6-7 • 200 • Greensboro, Ala.  
Hale County HS

### CAREER HIGHS

Points	14	Oklahoma (1/27/18)
Rebounds	9	2x, last vs. Texas A&M (12/30/17)
Assists	4	2x, last vs. Auburn (1/17/18)
Steals	5	UCF (12/3/17)
Blocks	2	4x, last vs. South Carolina (1/9/18)
Minutes	34	UT Arlington (11/21/17)
Field Goals	6	Oklahoma (1/27/18)
FG Att.	10	Oklahoma (1/27/18)
3-Point FG	2	vs. Memphis (11/10/17)
3-Point Att.	3	2x, last vs. LSU (2/13/18)
Free Throws	4	vs. Memphis (11/10/17)
FT Att.	6	vs. Memphis (11/10/17)

### 2017-18 SEASON HIGHS

Points	14	Oklahoma (1/27/18)
Rebounds	9	2x, last vs. Texas A&M (12/30/17)
Assists	4	2x, last vs. Auburn (1/17/18)
Steals	5	UCF (12/3/17)
Blocks	2	4x, last vs. South Carolina (1/9/18)
Minutes	34	UT Arlington (11/21/17)
Field Goals	6	Oklahoma (1/27/18)
FG Att.	10	Oklahoma (1/27/18)
3-Point FG	2	vs. Memphis (11/10/17)
3-Point Att.	3	2x, last vs. LSU (2/13/18)
Free Throws	4	vs. Memphis (11/10/17)
FT Att.	6	vs. Memphis (11/10/17)

### MISCELLANEOUS STATS

CATEGORY	2017-18	CAREER
Double-digit scoring	3	3
20+ point games		
Double-digit rebounding		
Double-doubles		
Led UA in scoring		
Led UA in rebounding	4	4
Led UA in three-pointers		
Led UA in assists	4	4
Led UA in steals	6	6
Led UA in blocks	2	2
5+ assist games		
3+ three-pointers		
3+ steal games	5	5
3+ block games		

### 2017-18 (FRESHMAN SEASON)

- Leads the team and is tied for seventh in the league in steals (35, 1.3 spg) while ranking first on the team with 20 charges taken, which is a school record
- Made his collegiate debut in the season opener against Memphis (11/10), earning the start and finished with 12 points and five rebounds in 27 minutes
- Scored a career high of 14 points and led the team in assists (3) and steals (2) while adding five rebounds and a block vs. then-No. 12 Oklahoma (1/27)
- Scored six points and snatched three rebounds in the home opener against the Lipscomb (11/14)
- Grabbed a team-high eight rebounds to go along with seven points and three assists against Alabama A&M (11/17)
- Turned in an outstanding effort on both sides of the court, totaling seven points, nine rebounds and four steals to go along with drawing four charges vs. UT Arlington (11/21)
- Put up six points and five rebounds to go along with two steals in 20 minutes off the bench vs. Louisiana Tech (11/29)
- Led the team with season highs in steals (5) and assists (4) while scoring four points against UCF (12/3)
- Led the team in rebounds (9) while totaling four points, two assists and one block vs. then-No. 5 Texas A&M
- Scored six points to go along with three rebounds, two blocks and one assist vs. Vanderbilt (1/2)
- Led the team in steals (4) while adding five points, five rebounds, two assists and two blocks vs. South Carolina (1/9)
- Scored five points to go along with six rebounds and two steals against LSU (1/13)
- Led the team in steals (4) and assists (4) while totaling 11 points, seven rebounds and a block vs. No. 17 Auburn (1/17)
- Totaled seven points to go along with two rebounds, three assists and one steal vs. Ole Miss (1/23)
- Scored six points while adding one rebound and a block at then-No. 23 Florida (2/3)
- Put up seven points to go along with two rebounds, two assists and a team high of three steals vs. then-No. 15 Tennessee (2/10)
- Played under his father, Walter Sr., at Sunshine before the school closed in 2015
- Ranked the No. 30 shooting guard in the nation according to 247Sports.com
- Ranked the No. 2 prospect in the state of Alabama by Hoopseen.com
- A three-time first-team all-state honoree (ASWA)
- Earned 1A Honorable Mention All-State Team honors in 2015 and 3A second team all-state honors in 2016
- Selected as the 4A State Player of the Year and named to the Class 4A All-State first team as a senior (ASWA)
- Led his team to the 2017 state championship and was the Most Outstanding Player of the tournament
- Averaged 16.5 points, 8.2 rebounds and 4.0 assists per game as a senior
- Selected to play in the 2017 Alabama-Mississippi All-Star Game alongside Alex Reese (Alabama) and Galin Smith (Mississippi)



### JONES' 2017-18 GAME-BY-GAME STATS

Opponent	Date	GS	Min	FG	FGA	Pct	3FG	FGA	Pct	FT	FTA	Pct	Off	Def	Tot	Avg	PF	A	TO	Blk	Stl	Pts	Avg
vs. Memphis	11/10	*	27	3	8	.375	2	2	1.000	4	6	.667	1	4	5	5.0	3	1	3	2	2	12	12.0
LIPSCOMB	11/14		25	2	4	.500	0	1	.000	2	2	1.000	0	3	3	4.0	4	0	0	1	0	6	9.0
ALABAMA A&M	11/17		23	2	6	.333	0	1	.000	3	4	.750	3	5	8	5.3	2	3	0	0	0	7	8.3
UT ARLINGTON	11/21		34	3	3	1.000	1	1	1.000	0	0	.000	0	9	6	3.3	4	3	4	0	4	7	8.0
vs. BYU	11/24		22	1	3	.333	0	0	.000	1	2	.500	1	3	4	5.7	2	3	3	1	1	3	7.0
vs. Minnesota	11/25	*	8	0	1	.000	0	0	.000	2	2	1.000	0	0	0	4.8	1	0	2	0	0	2	6.2
LOUISIANA TECH	11/29		20	2	7	.286	0	1	.000	2	4	.500	2	3	5	4.9	5	1	4	0	2	6	6.1
UCF	12/3	*	27	2	4	.500	0	0	.000	0	2	.000	0	1	1	4.4	2	4	3	0	5	4	5.9
RHODE ISLAND	12/6		31	2	2	1.000	0	0	.000	0	0	.000	0	3	3	4.2	4	1	2	0	1	4	5.7
at Arizona	12/9		14	0	1	.000	0	0	.000	0	0	.000	0	0	0	3.8	5	2	1	0	1	0	5.1
vs. Mercer	12/19		8	0	1	.000	0	0	.000	0	0	.000	0	0	0	3.5	1	2	1	0	0	0	4.6
TEXAS	12/22		8	0	1	.000	0	0	.000	1	2	.500	0	1	1	3.3	2	0	0	0	1	1	4.3
TEXAS A&M*	12/30		21	2	3	.667	0	0	.000	0	2	.000	2	7	9	3.7	2	2	1	1	0	4	4.3
at Vanderbilt*	1/2		21	3	8	.375	0	0	.000	0	0	.000	2	1	3	3.6	2	1	1	2	0	6	4.4
at Georgia*	1/6	*	29	2	7	.286	0	3	.000	0	0	.000	0	4	4	3.7	2	0	3	2	1	4	4.4
SOUTH CAROLINA*	1/9	*	25	2	3	.667	1	1	1.000	0	0	.000	1	4	5	3.8	0	2	1	2	4	5	4.4
at LSU*	1/13	*	25	2	4	.500	1	1	1.000	0	0	.000	3	3	6	3.9	1	0	2	0	2	5	4.5
AUBURN*	1/17	*	25	5	9	.556	0	0	.000	1	2	.500	1	6	7	4.1	5	4	2	1	4	11	4.8
MISSISSIPPI STATE*	1/20	*	30	3	8	.375	0	1	.000	0	0	.000	2	3	5	4.1	1	0	1	1	0	6	4.9
at Ole Miss*	1/23	*	22	3	4	.750	1	1	1.000	0	0	.000	1	1	2	4.0	5	3	1	0	1	7	5.0
OKLAHOMA	1/27		31	6	10	.600	0	1	.000	2	5	.400	1	4	5	4.0	3	3	2	1	2	14	5.4
MISSOURI*	1/31		19	0	4	.000	0	1	.000	0	0	.000	2	2	4	4.0	2	1	2	1	0	0	5.2
at Florida*	2/3		23	2	4	.500	0	0	.000	2	2	1.000	0	1	1	3.9	3	0	2	1	0	6	5.2
at Mississippi State*	2/6		28	0	2	.000	0	1	.000	1	2	.500	0	1	1	3.8	3	0	3	1	0	1	5.0
TENNESSEE*	2/10		17	3	7	.429	1	2	.500	0	0	.000	0	2	2	3.7	0	2	0	0	3	7	5.1
LSU*	2/13		22	1	4	.250	0	3	.000	0	0	.000	2	2	4	3.7	4	3	1	1	1	2	5.0
at Kentucky*	2/17		17	1	3	.333	0	1	.000	0	1	.000	1	3	4	3.7	2	0	1	0	0	2	4.9
at Auburn*	2/21		12	0	2	.000	0	1	.000	0	2	.000	0	0	0	3.6	4	0	0	0	0	0	4.7
ARKANSAS*																							
FLORIDA*																							
at Texas A&M*																							

\* indicates Southeastern Conference opponent

### JONES' CAREER STATS

YEAR	GP	GS	MIN	AVG	FG	FGA	PCT	3FG	3FGA	PCT	FT	FTA	PCT	OFF	DEF	TOT	AVG	PF	FO	AST	TO	BLK	STL	PTS	AVG
2017-18	28	8	614	21.9	52	123	.423	7	23	.304	21	40	.525	25	75	100	3.6	74	4	41	46	18	35	132	4.7
TOTAL	28	8	614	21.9	52	123	.423	7	23	.304	21	40	.525	25	75	100	3.6	74	4	41	46	18	35	132	4.7

### JONES' CAREER SEC STATS

YEAR	GP	GS	MIN	AVG	FG	FGA	PCT	3FG	3FGA	PCT	FT	FTA	PCT	OFF	DEF	TOT	AVG	PF	FO	AST	TO	BLK	STL	PTS	AVG
2017-18	15	6	336	22.4	29	72	.403	4	16	.250	4	11	.364	17	39	56	3.7	36	2	18	21	13	16	66	4.4
TOTAL	15	6	336	22.4	29	72	.403	4	16	.250	4	11	.364	17	39	56	3.7	36	2	18	21	13	16	66	4.4





## 12 Dazon Ingram

### SOPHOMORE

Guard • 6-5 • 207 • Theodore, Ala.  
Theodore HS

### CAREER HIGHS

Points	22	2x, last vs. Louisiana Tech (11/29/17)
Rebounds	14	Rhode Island (12/6/17)
Assists	7	2x, last at LSU (1/14/17)
Steals	5	Auburn (2/4/17)
Blocks	3	at Vanderbilt (1/2/18)
Minutes	37	2x, last vs. Rhode Island (12/6/17)
Field Goals	9	Ole Miss (3/1/17)
FG Att.	12	4x, last vs. Texas A&M (12/30/17)
3-Point FG	3	2x, last at Missouri (2/15/17)
3-Point Att.	6	Texas A&M (12/30/17)
Free Throws	13	Louisiana Tech (11/29/17)
FT Att.	17	Louisiana Tech (11/29/17)

### 2017-18 SEASON HIGHS

Points	22	Louisiana Tech (11/29/17)
Rebounds	14	Rhode Island (12/6/17)
Assists	6	2x, last vs. Mississippi State (1/20/18)
Steals	3	2x, last vs. LSU (1/13/18)
Blocks	3	at Vanderbilt (1/2/18)
Minutes	37	Rhode Island (12/6/17)
Field Goals	6	Lipscomb (11/14/17)
FG Att.	12	Texas A&M (12/30/17)
3-Point FG	1	7x, last at Auburn (2/21/18)
3-Point Att.	6	Texas A&M (12/30/17)
Free Throws	13	Louisiana Tech (11/29/17)
FT Att.	17	Louisiana Tech (11/29/17)

### MISCELLANEOUS STATS

CATEGORY	2017-18	CAREER
Double-digit scoring	12	33
20+ point games	2	3
Double-digit rebounding	2	4
Double-doubles	2	4
Led UA in scoring	1	10
Led UA in rebounding	9	9
Led UA in three-pointers	1	6
Led UA in assists	10	31
Led UA in steals	5	19
Led UA in blocks	2	7
5+ assist games	5	14
3+ three-pointers	2	2
3+ steal games	2	5
3+ block games	1	1

### 2017-18 (SOPHOMORE SEASON)

- Ranks second on the team in assists (2.7) and rebounds (5.7) per game
- Matched his career high and tied for the team lead with 22 points against Louisiana Tech (11/29)
- Also led the team in rebounds against the Bulldogs with nine
- Went 11-for-15 from the free-throw line to collect 20 points, his second career 20-point game, along with five assists and five rebounds in the season opener against Memphis (11/10)
- Recorded a double-double with 10 points and a career-high 14 rebounds while delivering two assists in the win against URI (12/6)
- Registered his second double-double of the season by leading the team in four categories including points (18), rebounds (10), assists (3) and steals (3), while adding one block at LSU (1/13)
- Went 10-of-13 from the free throw line to total 16 points while adding three rebounds, two assists and two steals vs. No. 17 Auburn (1/17)
- Was one of four players to score in double digits, collecting 13 points on 6-for-8 shooting from the field, while collecting a season-best seven rebounds and matched season-high with five assists vs. Lipscomb (11/14)
- Collected 10 points and six rebounds while totaling four assists in the win against Alabama A&M (11/17)
- Dropped 13 points to go along with three assists and three rebounds vs. BYU (11/24)
- Recorded season-highs in assists (6) and steals (2) while totaling 10 points and seven rebounds at Arizona (12/9)
- Scored four points and totaled two rebounds and three assists in 25 minutes against then-No. 14 Minnesota (11/25)
- Led the team in rebounds (8) and went 5-of-6 from the free throw line to total 11 points in the win against Mercer (12/19)
- Led UA in rebounds (8) while totaling six points and three assists vs. Texas (12/22)
- Led the team in assists (3) and steals (3) while scoring 16 points and snatching six rebounds vs. then-No. 5 Texas A&M (12/30)
- Recorded a career-high three blocks and led the team in rebounds (6), while adding nine points and two assists vs. Vanderbilt (1/2)
- Led the team in rebounds (8) and assists (6) while adding seven points vs. Mississippi State (1/20)
- Scored 10 points while leading the team in rebounds (8) and assists (5) vs. Ole Miss (1/23)
- Totaled eight points, three rebounds and one steal while leading the team in assists (3) vs. then-No. 12 Oklahoma (1/27)
- Scored 10 points while adding four rebounds one assists, one block and one steal vs. Missouri (1/31)
- Totaled eight points, seven rebounds, one assists and one steal at then-No. 23 Florida (2/3)
- Scored nine points while totaling three rebounds and two assists at Kentucky (2/17)
- Put up nine points to go along with six rebounds, two assists and one steal at No. 12 Auburn (2/21)



### INGRAM'S 2017-18 GAME-BY-GAME STATS

Opponent	Date	GS	Min	FG	FGA	Pct	3FG	FGA	Pct	FT	FTA	Pct	Off	Def	Tot	Avg	PF	A	TO	Blk	Stl	Pts	Avg
vs. Memphis	11/10	*	33	4	10	.400	1	3	.333	11	15	.733	0	5	5	5.0	4	5	3	0	1	20	20.0
LIPSCOMB	11/14	*	27	6	8	.750	0	0	.000	1	3	.333	0	7	7	6.0	2	5	4	1	1	13	16.5
ALABAMA A&M	11/17	*	22	4	6	.667	1	2	.500	1	3	.333	1	5	6	6.0	3	4	3	1	1	10	14.3
UT ARLINGTON	11/21	*	29	1	4	.250	0	1	.000	4	8	.500	1	3	4	5.5	1	1	2	1	1	6	12.3
vs. BYU	11/24	*	31	5	9	.556	0	2	.000	3	4	.750	1	2	3	4.8	2	3	1	0	0	13	12.4
vs. Minnesota	11/25		25	2	5	.400	0	1	.000	0	1	.000	0	2	2	4.5	5	3	2	1	1	4	11.0
LOUISIANA TECH	11/29	*	32	4	7	.571	1	1	1.000	13	17	.765	1	8	9	5.1	2	0	3	0	0	22	12.6
UCF	12/3	*	33	2	6	.333	0	0	.000	2	2	1.000	2	5	7	5.4	3	4	3	0	0	6	11.8
RHODE ISLAND	12/6	*	37	2	6	.333	0	1	.000	6	11	.545	3	10	14	6.3	3	2	4	0	0	10	11.6
at Arizona	12/9	*	34	2	10	.200	1	2	.500	5	6	.833	0	7	7	6.4	4	6	0	0	2	10	11.4
vs. Mercer	12/19	*	30	3	10	.300	0	4	.000	5	6	.833	3	5	8	6.5	5	1	2	0	2	11	11.4
TEXAS	12/22	*	34	2	8	.250	0	1	.000	2	2	1.000	0	8	8	6.7	0	3	2	0	1	6	10.9
TEXAS A&M*	12/30	*	30	5	12	.417	1	6	.167	5	6	.833	0	6	6	6.6	3	3	3	0	3	16	11.3
at Vanderbilt*	1/2	*	29	2	4	.500	0	1	.000	5	6	.833	0	6	6	6.6	1	2	3	0	0	9	11.1
at Georgia*	1/6																						
SOUTH CAROLINA*	1/9		17	1	4	.250	0	1	.000	2	2	1.000	0	3	3	6.3	1	2	1	0	0	4	10.7
at LSU*	1/13	*	32	4	5	.800	0	1	.000	10	10	1.000	0	10	10	6.6	2	3	1	1	3	18	11.1
AUBURN*	1/17	*	35	3	10	.300	0	1	.000	10	13	.769	0	3	3	6.4	3	2	5	0	2	16	11.4
MISSISSIPPI STATE*	1/20	*	29	0	2	.000	0	0	.000	7	10	.700	1	7	8	6.4	4	6	3	0	1	7	11.2
at Ole Miss*	1/23	*	26	3	8	.375	0	2	.000	4	4	1.000	2	6	8	6.5	3	5	2	0	0	10	11.1
OKLAHOMA	1/27	*	25	2	4	.500	1	1	1.000	3	4	.750	0	3	3	6.4	3	3	1	0	1	8	11.0
MISSOURI*	1/31	*	33	3	6	.500	1	2	.500	3	5	.600	0	4	4	6.2	3	1	0	1	1	10	10.9
at Florida*	2/3	*	32	4	7	.571	0	1	.000	0	3	.000	0	7	7	6.3	1	1	4	0	1	8	10.8
at Mississippi State*	2/6	*	12	0	1	.000	0	0	.000	0	0	.000	0	1	1	6.0	2	0	4	0	0	0	10.3
TENNESSEE*	2/10	*	25	3	5	.600	0	1	.000	0	0	.000	0	4	4	6.0	2	2	1	0	1	6	10.1
LSU*	2/13	*	25	2	5	.400	2	3	.667	1	2	.500	0	2	2	5.8	0	3	0	0	0	7	10.0
at Kentucky*	2/17	*	33	4	7	.571	1	2	.500	0	0	.000	2	1	3	5.7	3	2	1	0	0	9	10.0
at Auburn*	2/21	*	28	2	5	.400	1	3	.333	4	6	.667	1	5	6	5.7	4	2	2	0	1	9	9.9
ARKANSAS*																							
FLORIDA*																							
at Texas A&M*																							

\* indicates Southeastern Conference opponent

### INGRAM'S CAREER STATS

YEAR	GP	GS	MIN	AVG	FG	FGA	PCT	3FG	3FGA	PCT	FT	FTA	PCT	OFF	DEF	TOT	AVG	PF	FO	AST	TO	BLK	STL	PTS	AVG
2015-16	7	7	179	25.6	20	37	.541	1	2	.500	13	22	.591	6	35	41	5.9	24	2	23	24	3	8	54	7.7
2016-17	34	34	934	27.5	118	227	.520	21	49	.429	103	156	.660	35	117	152	4.5	89	4	113	85	8	30	360	10.6
2017-18	27	25	778	28.8	75	174	.431	11	43	.256	107	149	.718	18	136	154	5.7	69	2	74	59	9	24	268	9.9
<b>TOTAL</b>	<b>68</b>	<b>66</b>	<b>1891</b>	<b>27.8</b>	<b>213</b>	<b>438</b>	<b>.486</b>	<b>33</b>	<b>94</b>	<b>.351</b>	<b>223</b>	<b>327</b>	<b>.682</b>	<b>59</b>	<b>288</b>	<b>347</b>	<b>5.1</b>	<b>182</b>	<b>8</b>	<b>210</b>	<b>168</b>	<b>20</b>	<b>62</b>	<b>682</b>	<b>10.0</b>

### INGRAM'S CAREER SEC STATS

YEAR	GP	GS	MIN	AVG	FG	FGA	PCT	3FG	3FGA	PCT	FT	FTA	PCT	OFF	DEF	TOT	AVG	PF	FO	AST	TO	BLK	STL	PTS	AVG
2015-16																									
2016-17	18	18	497	27.6	58	118	.492	13	26	.500	63	97	.649	17	63	80	4.4	50	3	55	55	4	16	192	10.7
2017-18	14	13	386	27.6	36	81	.444	6	24	.250	51	67	.761	6	65	71	5.1	32	0	34	29	5	13	129	9.2
<b>TOTAL</b>	<b>32</b>	<b>31</b>	<b>883</b>	<b>27.6</b>	<b>94</b>	<b>199</b>	<b>.472</b>	<b>19</b>	<b>50</b>	<b>.380</b>	<b>114</b>	<b>164</b>	<b>.695</b>	<b>23</b>	<b>128</b>	<b>151</b>	<b>4.7</b>	<b>82</b>	<b>3</b>	<b>89</b>	<b>84</b>	<b>9</b>	<b>29</b>	<b>321</b>	<b>10.0</b>



## 22 Ar'Mond Davis

### SENIOR

Guard • 6-6 • 202 • Tacoma, Wash.  
Foss HS

### CAREER HIGHS

Points	19	at South Carolina (2/7/17)
Rebounds	5	Georgia (2/23/17)
Assists	1	4X, last vs. Richmond (3/14/17)
Steals	2	2X, last at Texas A&M (2/25/17)
Blocks	2	at Arkansas (2/1/17)
Minutes	38	at South Carolina (2/7/17)
Field Goals	7	Georgia (2/23/17)
FG Att.	18	Georgia (2/23/17)
3-Point FG	5	Ball State (11/18/16)
3-Point Att.	9	Georgia (2/23/17)
Free Throws	6	at Arkansas (2/1/17)
FT Att.	6	2X, last at South Carolina (2/7/17)

### 2017-18 SEASON HIGHS

Points	
Rebounds	
Assists	
Steals	
Blocks	
Minutes	
Field Goals	
FG Att.	
3-Point FG	
3-Point Att.	
Free Throws	
FT Att.	

### MISCELLANEOUS STATS

CATEGORY	2017-18	CAREER
Double-digit scoring		10
20+ point games		
Double-digit rebounding		
Double-doubles		
Led UA in scoring		3
Led UA in rebounding		
Led UA in three-pointers		7
Led UA in assists		
Led UA in steals		5
Led UA in blocks		1
5+ assist games		
3+ three-pointers		5
3+ steal games		
3+ block games		

### 2017-18 (SENIOR SEASON)

- Sidelined and has yet to see any action
- Played in 32 contests in 2016-17 season
- Ranked fourth on the team in made three-pointers (32) and was third in threes attempted (129)
- Was fifth on the team in scoring (6.9 ppg)
- Finished the year with 10 double-figure scoring contests on the season
- Collected career-highs in scoring (19 pts), minutes played (38), field goals (6), field goals attempted (12), and free throws attempted (6) in Alabama's 40T victory over South Carolina (2/7)
- Recorded 15 points in the Tide's win over LSU (2/18)
- Established new career-highs in rebounds (5), made field goals (7), field goals attempted (18) and three-pointers attempted (9), while leading Alabama in scoring (17 pts) against Georgia (2/23)
- Registered 17 points on 6-of-11 shooting from the floor and five treys in the Tide's victory over Ball State (11/18)
- Provided a second half spark to lead a come-from-behind win over Vanderbilt (1/7), scoring 12 points on three treys in just 14 minutes of action – all coming in the final 20 minutes of play
- Finished with 11 points while recording two steals at Texas A&M (2/25)
- Led Alabama in blocks (2), while registering a career-high in free-throws made (6) and attempted (6) to finish with 10 points at Arkansas (2/1)
- Reached double figures with 10 points against No. 23 Florida (1/10)
- Scored 10 points in 14 minutes of play in the win over Charleston Southern (11/29)
- Reached double figures with 10 points against Oregon (12/11)
- Recorded seven points in seven minutes of play against Dayton (11/15)
- Scored his first career points (3) at Alabama in the Crimson Tide's season opener against Coastal Carolina (11/11)
- Tallied his first career assist at Alabama in the Tide's win over Saint Louis (11/23)



### DAVIS' 2017-18 GAME-BY-GAME STATS

Opponent	Date	GS	Min	FG	FGA	Pct	3FG	FGA	Pct	FT	FTA	Pct	Off	Def	Tot	Avg	PF	A	TO	Blk	Stl	Pts	Avg
vs. Memphis	11/10																						
LIPSCOMB	11/14																						
ALABAMA A&M	11/17																						
UT ARLINGTON	11/21																						
vs. BYU	11/24																						
vs. Minnesota	11/25																						
LOUISIANA TECH	11/29																						
UCF	12/3																						
RHODE ISLAND	12/6																						
at Arizona	12/9																						
vs. Mercer	12/19																						
TEXAS	12/22																						
TEXAS A&M*	12/30																						
at Vanderbilt*	1/2																						
at Georgia*	1/6																						
SOUTH CAROLINA*	1/9																						
at LSU*	1/13																						
AUBURN*	1/17																						
MISSISSIPPI STATE*	1/20																						
at Ole Miss*	1/23																						
OKLAHOMA	1/27																						
MISSOURI*	1/31																						
at Florida*	2/3																						
at Mississippi State*	2/6																						
TENNESSEE*	2/10																						
LSU*	2/13																						
at Kentucky*	2/17																						
at Auburn*	2/21																						
ARKANSAS*																							
FLORIDA*																							
at Texas A&M*																							

\* indicates Southeastern Conference opponent

### DAVIS' CAREER STATS

YEAR	GP	GS	MIN	AVG	FG	FGA	PCT	3FG	3FGA	PCT	FT	FTA	PCT	OFF	DEF	TOT	AVG	PF	FO	AST	TO	BLK	STL	PTS	AVG
2016-17	32	0	440	13.8	67	202	.332	32	120	.267	27	33	.818	7	40	47	1.5	22	0	4	20	2	13	193	6.0
2017-18	0	0	0	0.0	0	0	.000	0	0	.000	0	0	.000	0	0	0	0.0	0	0	0	0	0	0	0.0	
<b>TOTAL</b>	<b>32</b>	<b>0</b>	<b>440</b>	<b>13.8</b>	<b>67</b>	<b>202</b>	<b>.332</b>	<b>32</b>	<b>120</b>	<b>.267</b>	<b>27</b>	<b>33</b>	<b>.818</b>	<b>7</b>	<b>40</b>	<b>47</b>	<b>1.5</b>	<b>22</b>	<b>0</b>	<b>4</b>	<b>20</b>	<b>2</b>	<b>13</b>	<b>193</b>	<b>6.0</b>

### DAVIS' CAREER SEC STATS

YEAR	GP	GS	MIN	AVG	FG	FGA	PCT	3FG	3FGA	PCT	FT	FTA	PCT	OFF	DEF	TOT	AVG	PF	FO	AST	TO	BLK	STL	PTS	AVG
2016-17	16	0	238	14.9	39	108	.361	19	65	.292	17	21	.810	5	18	23	1.4	16	0	0	9	2	7	114	7.1
2017-18	0	0	0	0.0	0	0	.000	0	0	.000	0	0	.000	0	0	0	0.0	0	0	0	0	0	0	0.0	
<b>TOTAL</b>	<b>16</b>	<b>0</b>	<b>238</b>	<b>14.9</b>	<b>39</b>	<b>108</b>	<b>.361</b>	<b>19</b>	<b>65</b>	<b>.292</b>	<b>17</b>	<b>21</b>	<b>.810</b>	<b>5</b>	<b>18</b>	<b>23</b>	<b>1.4</b>	<b>16</b>	<b>0</b>	<b>0</b>	<b>9</b>	<b>2</b>	<b>7</b>	<b>114</b>	<b>7.1</b>



## 23 John Petty

### FRESHMAN

Guard • 6-5 • 195 • Huntsville, Ala.  
Mae Jemison HS

### CAREER HIGHS

Points	30	Alabama A&M (11/17/17)
Rebounds	6	Lipscomb (11/14/17)
Assists	4	5x, last at Auburn (2/21/18)
Steals	2	vs. BYU (11/24/17)
Blocks	2	2x, last vs. Tennessee (2/10/18)
Minutes	35	2x, last vs. Mississippi State (1/20/18)
Field Goals	10	Alabama A&M (11/17/17)
FG Att.	14	3x, last vs. Auburn (1/17/18)
3-Point FG	10	Alabama A&M (11/17/17)
3-Point Att.	13	2x, last vs. Auburn (1/17/18)
Free Throws	4	at Kentucky (2/17/18)
FT Att.	5	Rhode Island (12/6/17)

### 2017-18 SEASON HIGHS

Points	30	Alabama A&M (11/17/17)
Rebounds	6	Lipscomb (11/14/17)
Assists	4	5x, last at Auburn (2/21/18)
Steals	2	vs. BYU (11/24/17)
Blocks	2	2x, last vs. Tennessee (2/10/18)
Minutes	35	2x, last vs. Mississippi State (1/20/18)
Field Goals	10	Alabama A&M (11/17/17)
FG Att.	14	3x, last vs. Auburn (1/17/18)
3-Point FG	10	Alabama A&M (11/17/17)
3-Point Att.	13	2x, last vs. Auburn (1/17/18)
Free Throws	4	at Kentucky (2/17/18)
FT Att.	5	Rhode Island (12/6/17)

### MISCELLANEOUS STATS

CATEGORY	2017-18	CAREER
Double-digit scoring	15	15
20+ point games	2	2
Double-digit rebounding		
Double-doubles		
Led UA in scoring	6	6
Led UA in rebounding		
Led UA in three-pointers	19	19
Led UA in assists	6	6
Led UA in steals	2	2
Led UA in blocks	1	1
5+ assist games		
3+ three-pointers	12	12
3+ steal games		
3+ block games		

### 2017-18 (FRESHMAN SEASON)

- Ranks fourth in the league in three-pointers made (70) and is fourth in threes made per game (2.6)
- A two-time SEC freshman of the week (Nov. 20 and Jan. 1), to become the first Alabama player to achieve the feat since JaMychal Green in 2009
- Set a new school record by knocking down 10 three-pointers to total a team-high 30 points against Alabama A&M (11/17)
- Petty's 10 three-pointers tied for fourth all-time in Southeastern Conference history while his percentage (76.9, 10-of-13) was the highest in league history by any player who has made at least 10 threes in a game
- Drilled 8-of-13 three pointers from beyond the arc to score a game-high 27 points while adding two assists and a rebound vs. No. 17 Auburn (1/17)
- Made his first collegiate start in the season opener against Memphis (11/10) and finished with 11 points – all coming in the second half – in 29 minutes
- Was one of four players to score in double digits, totaling 14 points, while adding three assists and six rebounds in the home opener against Lipscomb (11/14)
- Shot 4-of-7 from deep to reach double digits (16 points) in 34 minutes in the win against BYU (11/24)
- Totaled 12 points, one steal and one assist against UCF (12/3)
- Led the team in assists (4) and reached double figures with 12 points in the win against Rhode Island (12/6)
- Dropped 18 points to go along with four rebounds, three assists, one block and one steal vs. Mercer (12/19)
- Scored a team-high 14 points to go along with two rebounds and one assist against Texas (12/22)
- Scored a team-high 18 points on 5-of-9 shooting from beyond the arc to go along with three assists, two blocks and four rebounds against then-No. 5 Texas A&M (12/30)
- Led the team with 15 points to go along with four rebounds, three assists and one steal vs. South Carolina (1/9)
- Scored nine points while adding four rebounds, four assists and a steal against Mississippi State (1/20)
- Went 3-of-4 from beyond the arc to total nine points, while adding three rebounds, one assist and a steal vs. then-No. 12 Oklahoma (1/27)
- Scored 14 points on 3-of-4 shooting from beyond the arc while totaling two rebounds, four assists and two blocks vs. then-No. 15 Tennessee (2/10)
- Went 3-of-3 from beyond the arc to total 11 points, while adding five rebounds and an assists against LSU (2/13)
- Put up 13 points while adding one rebound, three assists and a steal at Kentucky (2/17)
- Played his first three years at J.O. Johnson High School under Jack Doss before finishing his high school career at Jemison High School in Huntsville
- A consensus five-star recruit and a top-30 player in the nation
- Named Mr. Basketball for the state of Alabama in both 2016 and 2017, just the third person in the award's history to win it twice
- The top player in the state, the No. 3 shooting guard in the southern region and top shooting guard in Alabama according to Scout.com
- Listed at No. 21 in the ESPN.com Top 100 prospects
- Two-time Gatorade Alabama Player of the Year and named Huntsville Region Player of the Year in 2016 and 2017
- Won three consecutive state championships while taking home state tournament MVP honors for three straight seasons
- Selected to play in 2017 Jordan Brand Classic National All-Star Game alongside teammate Collin Sexton



### PETTY'S 2017-18 GAME-BY-GAME STATS

Opponent	Date	GS	Min	FG	FGA	Pct	3FG	FGA	Pct	FT	FTA	Pct	Off	Def	Tot	Avg	PF	A	TO	Blk	Stl	Pts	Avg
vs. Memphis	11/10	*	29	4	14	.289	3	10	.300	0	0	.000	1	0	1	1.0	3	2	0	0	0	11	11.0
LIPSCOMB	11/14	*	33	6	11	.545	2	7	.286	0	2	.000	0	6	6	3.5	0	3	3	0	0	14	12.5
ALABAMA A&M	11/17	*	26	10	13	.769	10	13	.769	0	0	.000	0	4	4	3.7	0	1	4	0	0	30	18.3
UT ARLINGTON	11/21	*	32	3	11	.273	2	10	.200	0	0	.000	1	1	2	2.3	1	2	4	0	1	8	15.8
vs. BYU	11/24	*	34	6	12	.500	4	7	.571	0	0	.000	0	1	1	2.9	1	1	1	1	2	16	15.8
vs. Minnesota	11/25	*	23	2	6	.333	1	4	.250	0	0	.000	1	1	2	2.7	0	0	2	1	0	5	14.0
LOUISIANA TECH	11/29	*	19	1	3	.333	0	2	.000	0	0	.000	0	3	3	2.7	1	4	2	0	1	2	12.3
UCF	12/3	*	33	4	12	.333	2	9	.222	2	4	.500	0	0	0	2.4	1	1	2	0	1	12	12.3
RHODE ISLAND	12/6	*	34	4	9	.200	1	5	.200	3	5	.600	1	1	2	2.3	0	4	5	0	0	12	12.2
at Arizona	12/9	*	35	4	13	.308	4	10	.400	1	2	.500	0	3	3	2.4	2	3	1	0	0	13	12.3
vs. Mercer	12/19	*	32	6	14	.429	4	11	.364	2	4	.500	0	4	4	2.5	0	3	2	1	1	18	12.8
TEXAS	12/22	*	28	5	11	.455	2	6	.333	2	3	.667	0	2	2	2.5	1	1	3	0	0	14	12.9
TEXAS A&M*	12/30	*	32	6	10	.600	5	9	.556	1	1	1.000	0	4	4	2.6	1	3	2	2	0	18	13.3
at Vanderbilt*	1/2	*	28	1	6	.167	0	3	.000	0	0	.000	0	1	1	2.5	0	1	1	0	1	2	12.5
at Georgia*	1/6	*	29	1	8	.125	1	7	.143	0	0	.000	0	0	0	2.3	0	1	0	1	1	3	11.9
SOUTH CAROLINA*	1/9	*	26	5	8	.625	3	6	.500	2	2	1.000	1	3	4	2.4	2	3	3	0	1	15	12.1
at LSU*	1/13	*	26	2	8	.250	2	7	.286	0	0	.000	0	1	1	2.4	1	0	1	0	1	6	11.7
AUBURN*	1/17	*	33	9	14	.643	8	13	.615	1	2	.500	0	1	1	2.3	1	2	3	0	0	27	12.6
MISSISSIPPI STATE*	1/20	*	35	3	11	.273	2	7	.286	1	2	.500	1	3	4	2.4	2	4	2	0	1	9	12.4
at Ole Miss*	1/23	*	27	1	8	.125	1	5	.200	0	0	.000	1	1	2	2.4	1	3	0	0	1	3	11.9
OKLAHOMA	1/27	*	23	3	4	.750	3	4	.750	0	0	.000	0	3	3	2.4	0	1	4	0	1	9	11.8
MISSOURI*	1/31	*	28	1	6	.167	0	5	.000	3	3	1.000	0	1	1	2.3	0	1	1	0	1	5	11.5
at Florida*	2/3	*	18	0	2	.000	0	2	.000	0	0	.000	0	3	3	2.3	1	1	2	0	0	0	11.0
at Mississippi State*	2/6	*	31	1	8	.125	1	7	.143	2	2	1.000	0	4	4	2.4	1	0	1	0	0	5	10.7
TENNESSEE*	2/10	*	27	4	7	.571	3	4	.750	3	4	.750	1	1	2	2.4	0	4	2	2	0	14	10.8
LSU*	2/13	*	29	4	5	.800	3	3	1.000	0	0	.000	0	5	5	2.5	1	1	3	0	0	11	10.8
at Kentucky*	2/17	*	29	3	11	.273	3	10	.300	4	4	1.000	0	1	1	2.4	1	3	3	0	1	13	10.9
at Auburn*	2/21	*	25	1	9	.111	1	9	.111	0	0	.000	0	2	2	2.4	1	4	3	0	0	3	10.6
ARKANSAS*																							
FLORIDA*																							
at Texas A&M*																							

\* indicates Southeastern Conference opponent

### PETTY'S CAREER STATS

YEAR	GP	GS	MIN	AVG	FG	FGA	PCT	3FG	3FGA	PCT	FT	FTA	PCT	OFF	DEF	TOT	AVG	PF	FO	AST	TO	BLK	STL	PTS	AVG
2017-18	28	26	804	28.7	100	254	.394	71	195	.364	27	40	.675	8	60	68	2.4	23	0	57	60	8	15	298	10.6
<b>TOTAL</b>	<b>28</b>	<b>26</b>	<b>804</b>	<b>28.7</b>	<b>100</b>	<b>254</b>	<b>.394</b>	<b>71</b>	<b>195</b>	<b>.364</b>	<b>27</b>	<b>40</b>	<b>.675</b>	<b>8</b>	<b>60</b>	<b>68</b>	<b>2.4</b>	<b>23</b>	<b>0</b>	<b>57</b>	<b>60</b>	<b>8</b>	<b>15</b>	<b>298</b>	<b>10.6</b>

### PETTY'S CAREER SEC STATS

YEAR	GP	GS	MIN	AVG	FG	FGA	PCT	3FG	3FGA	PCT	FT	FTA	PCT	OFF	DEF	TOT	AVG	PF	FO	AST	TO	BLK	STL	PTS	AVG
2017-18	15	13	423	28.2	42	121	.347	33	97	.340	17	20	.850	4	31	35	2.3	13	0	31	27	5	8	134	8.9
<b>TOTAL</b>	<b>15</b>	<b>13</b>	<b>423</b>	<b>28.2</b>	<b>42</b>	<b>121</b>	<b>.347</b>	<b>33</b>	<b>97</b>	<b>.340</b>	<b>17</b>	<b>20</b>	<b>.850</b>	<b>4</b>	<b>31</b>	<b>35</b>	<b>2.3</b>	<b>13</b>	<b>0</b>	<b>31</b>	<b>27</b>	<b>5</b>	<b>8</b>	<b>134</b>	<b>8.9</b>





## 24 Lawson Schaffer

### JUNIOR

Guard • 5-11 • 168 • Cullman, Ala.  
Cullman HS

### CAREER HIGHS

Points	5	2x last vs. Memphis (11/10/17)
Rebounds	2	at Georgia (3/5/16)
Assists	4	Alabama A&M (11/17/17)
Steals	1	7x, last at Georgia (1/6/18)
Blocks		
Minutes	11	vs. Memphis (11/10/17)
Field Goals	2	vs. Memphis (11/10/17)
FG Att.	3	2x, last vs. Memphis (11/10/17)
3-Point FG	1	8x, last vs. Alabama A&M (11/17/17)
3-Point Att.	3	Missouri (2/6/16)
Free Throws	2	3x, last vs. Mississippi State (3/9/17)
FT Att.	2	4x, last vs. Mississippi State (3/9/17)

### 2017-18 SEASON HIGHS

Points	5	vs. Memphis (11/10/17)
Rebounds		
Assists	4	Alabama A&M (11/17/17)
Steals	1	3x, last at Georgia (1/6/18)
Blocks		
Minutes	11	vs. Memphis (11/10/17)
Field Goals	2	vs. Memphis (11/10/17)
FG Att.	3	vs. Memphis (11/10/17)
3-Point FG	1	2x, last vs. Alabama A&M (11/17/17)
3-Point Att.	2	2x, last vs. Alabama A&M (11/17/17)
Free Throws		
FT Att.		

### MISCELLANEOUS STATS

CATEGORY	2016-17	CAREER
Double-digit scoring		
20+ point games		
Double-digit rebounding		
Double-doubles		
Led UA in scoring		
Led UA in rebounding		
Led UA in three-pointers		
Led UA in assists		
Led UA in steals		
Led UA in blocks		
5+ assist games		
3+ three-pointers		
3+ steal games		
3+ block games		

### 2017-18 (JUNIOR SEASON)

- Played a career-high 11 minutes off the bench and tied his career high with five points in the season opener against Memphis (11/10)
- Recorded a steal in the final two minutes of the home opener against Lipscomb (11/14)
- Hit a three-pointer to go along with a career-high four assists in nine minutes off the bench against Alabama A&M (11/17)
- Played in 17 games during the 2016-17 season including each of the last seven contests of the year
- Went 4-of-8 (.500) from beyond the arc and hit all four of his free throw attempts last year
- Saw extended minutes in the win over Ole Miss (3/1), playing a season high five minutes and finished with three points and one rebound
- Played three minutes against Mississippi State (3/9) and knocked down a three-pointer and two free throws for a career-high five points
- Matched a season-high in assists (2) in Alabama's win over LSU (2/18)
- Tallied a season-high in assists (2) against Arkansas (2/1)
- Registered his first rebound of the season (1) in Alabama's win over Georgia (1/25)
- Hit a three-pointer and collected first steal of the season in the Tide's win over Stetson (12/29)
- Scored three points in Alabama's victory over Charleston Southern (11/29)
- Tallied first assist (1) of the season in Alabama's victory over Arkansas State (12/21)
- Earned the Commitment to Service Award



### SCHAFER'S 2017-18 GAME-BY-GAME STATS

Opponent	Date	GS	Min	FG	FGA	Pct	3FG	FGA	Pct	FT	FTA	Pct	Off	Def	Tot	Avg	PF	A	TO	Blk	Stl	Pts	Avg
vs. Memphis	11/10		11	2	3	.667	1	2	.500	0	0	.000	0	0	0	0.0	2	2	0	0	1	5	5.0
LIPSCOMB	11/14		2	0	0	.000	0	0	.000	0	0	.000	0	0	0	0.0	0	0	1	0	1	0	2.5
ALABAMA A&M	11/17		9	1	2	.500	1	2	.500	0	0	.000	0	0	0	0.0	1	4	2	0	0	3	2.7
UT ARLINGTON	11/21								DNP														
vs. BYU	11/24								DNP														
vs. Minnesota	11/25								DNP														
LOUISIANA TECH	11/29								DNP														
UCF	12/3								DNP														
RHODE ISLAND	12/6								DNP														
at Arizona	12/9								DNP														
vs. Mercer	12/19								DNP														
TEXAS	12/22								DNP														
TEXAS A&M*	12/30	2		0	0	.000	0	0	.000	0	0	.000	0	0	0	0.0	1	1	0	0	0	0	2.0
at Vanderbilt*	1/2								DNP														
at Georgia*	1/6	3		0	0	.000	0	0	.000	0	0	.000	0	0	0	0.0	0	0	2	0	1	0	1.6
SOUTH CAROLINA*	1/9								DNP														
at LSU*	1/13								DNP														
AUBURN*	1/17	1		0	0	.000	0	0	.000	0	0	.000	0	0	0	0.0	0	0	0	0	0	0	1.3
MISSISSIPPI STATE*	1/20								DNP														
at Ole Miss*	1/23								DNP														
OKLAHOMA	1/27								DNP														
MISSOURI*	1/31	1		0	0	.000	0	0	.000	0	0	.000	0	0	0	0.0	0	0	0	0	0	0	1.1
at Florida*	2/3								DNP														
at Mississippi State*	2/6								DNP														
TENNESSEE*	2/10								DNP														
LSU*	2/13	3		0	1	.000	0	1	.000	0	0	.000	0	0	0	0.0	0	0	1	0	0	0	1.0
at Kentucky*	2/17	0+		0	0	.000	0	0	.000	0	0	.000	0	0	0	0.0	0	0	0	0	0	0	0.9
at Auburn*	2/21	2		0	1	.000	0	1	.000	0	0	.000	0	0	0	0.0	0	0	0	0	0	0	0.8
ARKANSAS*																							
FLORIDA*																							
at Texas A&M*																							


\* indicates Southeastern Conference opponent

### SCHAFER'S CAREER STATS

YEAR	GP	GS	MIN	AVG	FG	FGA	PCT	3FG	3FGA	PCT	FT	FTA	PCT	OFF	DEF	TOT	AVG	PF	FO	AST	TO	BLK	STL	PTS	AVG
2015-16	16	0	32	2.0	2	10	.200	2	9	.222	2	4	.500	2	0	2	0.1	3	0	2	1	0	1	8	0.5
2016-17	17	0	28	1.6	4	10	.400	4	8	.500	4	4	1.000	1	3	4	0.2	1	0	5	1	0	3	16	0.9
2017-18	10	0	34	3.4	3	7	.429	2	6	.333	0	0	.000	0	0	0	0.0	4	0	7	6	0	3	8	0.8
<b>TOTAL</b>	<b>43</b>	<b>0</b>	<b>94</b>	<b>2.2</b>	<b>9</b>	<b>27</b>	<b>.333</b>	<b>8</b>	<b>23</b>	<b>.348</b>	<b>6</b>	<b>8</b>	<b>.750</b>	<b>3</b>	<b>3</b>	<b>6</b>	<b>0.1</b>	<b>8</b>	<b>0</b>	<b>14</b>	<b>8</b>	<b>0</b>	<b>7</b>	<b>32</b>	<b>0.7</b>

### SCHAFER'S CAREER SEC STATS

YEAR	GP	GS	MIN	AVG	FG	FGA	PCT	3FG	3FGA	PCT	FT	FTA	PCT	OFF	DEF	TOT	AVG	PF	FO	AST	TO	BLK	STL	PTS	AVG
2015-16	9	0	19	2.1	2	7	.286	2	7	.286	2	4	.500	2	0	2	0.2	2	0	2	1	0	0	8	0.9
2016-17	7	0	13	1.9	1	4	.250	1	3	.333	2	2	1.000	1	3	4	0.6	1	0	4	1	0	0	5	0.7
2017-18	7	0	12	1.7	0	2	.000	0	2	.000	0	0	.000	0	0	0	0.0	1	0	1	3	0	1	0	0.0
<b>TOTAL</b>	<b>23</b>	<b>0</b>	<b>44</b>	<b>1.9</b>	<b>3</b>	<b>13</b>	<b>.231</b>	<b>3</b>	<b>12</b>	<b>.250</b>	<b>4</b>	<b>6</b>	<b>.667</b>	<b>3</b>	<b>3</b>	<b>6</b>	<b>0.3</b>	<b>4</b>	<b>0</b>	<b>7</b>	<b>5</b>	<b>0</b>	<b>1</b>	<b>13</b>	<b>0.6</b>



## 25 Braxton Key

### SOPHOMORE

Forward • 6-8 • 225 • Charlotte, N.C.  
Oak Hill Academy

### CAREER HIGHS

Points	26	at Georgia (1/26/17)
Rebounds	11	Vanderbilt (1/7/17)
Assists	7	LSU (2/18/17)
Steals	4	at Vanderbilt (1/2/18)
Blocks	2	7x, last vs. Mississippi State (3/9/17)
Minutes	37	3X, last vs. Georgia (2/23/17)
Field Goals	8	Florida (1/10/17)
FG Att.	17	Florida (1/10/17)
3-Point FG	3	3x, last at Georgia (1/26/17)
3-Point Att.	5	7x, last at Mississippi State (2/6/18)
Free Throws	10	Mississippi State (1/28/17)
FT Att.	14	Mississippi State (1/28/17)

### 2017-18 SEASON HIGHS

Points	16	vs. Mississippi State (1/20/18)
Rebounds	9	vs. Auburn (1/17/18)
Assists	5	vs. South Carolina (1/9/18)
Steals	4	at Vanderbilt (1/2/18)
Blocks	1	7x, last at Auburn (2/21/18)
Minutes	34	at Florida (2/3/18)
Field Goals	6	vs. Mississippi State (1/20/18)
FG Att.	13	vs. Mississippi State (1/20/18)
3-Point FG	2	3x, last vs. LSU (2/13/18)
3-Point Att.	5	2x, last at Mississippi State (2/6/18)
Free Throws	3	2x, last vs. Oklahoma (1/27/18)
FT Att.	5	vs. South Carolina (1/9/18)

### MISCELLANEOUS STATS

CATEGORY	2017-18	CAREER
Double-digit scoring	6	26
20+ point games		3
Double-digit rebounding		1
Double-doubles		
Led UA in scoring	1	11
Led UA in rebounding	4	9
Led UA in three-pointers	2	11
Led UA in assists	1	12
Led UA in steals	7	13
Led UA in blocks	1	10
5+ assist games	1	5
3+ three-pointers		3
3+ steal games	2	3
3+ block games		

### 2017-18 (SOPHOMORE SEASON)

- Sidelined with a knee injury for the first 10 games of the season
- Registered a season high of 16 points and led the team in steals (3) while adding five rebounds and four assists in the win over Mississippi State (1/20)
- Made his sophomore debut at the Rocket City Classic against Mercer (12/19) and led the team in steals (2) while collecting four rebounds and two assists
- Registered a career-high four steals and led the team in rebounds (6), while adding a season-high nine points, three assists and one block vs. Vanderbilt (1/2)
- Scored two points while totaling four rebounds, one assist and one block vs. Texas (12/22)
- Pulled down six rebounds while totaling two points, two assists and two steals vs. then-No. 5 Texas A&M (12/30)
- Led the team in assists (5) while totaling seven points, six rebounds, one block and one steal vs. South Carolina (1/9)
- Scored six points while adding four rebounds, two assists and one steal at LSU (11/13)
- Led the team with a season high of nine rebounds while totaling four points, three assists, one block and a steal vs. No. 17 Auburn (1/17)
- Put up seven points while adding five rebounds, three assists and two steals vs. Ole Miss (1/23)
- Scored 11 points and led the team in steals (2) while adding five rebounds and two assists vs. then-No. 12 Oklahoma (1/27)
- Scored 13 points on 5-of-7 shooting from the floor while collecting five rebounds, two assists and a block at then-No. 23 Florida (2/3)
- Finished with 11 points while adding six rebounds and an assist at Mississippi State (2/6)
- Put up eight points to go along with four rebounds and one assist vs. then-No. 15 Tennessee (2/10)
- Scored 12 points while collecting seven rebounds and an assists vs. LSU (2/13)
- Went 4-of-5 from the floor to total 11 points and led the team in rebounds (8), while adding one assist and a block at No. 12 Auburn (2/21)
- Selected to the 2017 SEC All-Freshman team, becoming the first Alabama player to earn the nod to the league's all-rookie team since 2014
- Was named SEC Freshman of the Week (1/30/17)
- Tabbed the team's Most Outstanding Freshman last year
- One of the most versatile players on the team a year ago, as he led Alabama in scoring 10 times, in assists in 11 games, in rebounding six times and in blocks on nine occasions
- Recipient of the Commitment to Service Award and a Student Academic Achievement Award
- Played in all 34 games starting each of the last 30 contests and ended the year as the team's leading scorer at 12.0 points per game
- Also topped the team in minutes (29.8 mpg), while ranking second in assists (2.5 apg) and rebounding (5.7 rpg)
- His 20 double-figure scoring games and three games of 20-plus points on the season led the team
- Set a career-high in scoring (26 pts), minutes (37), made free-throws (9) and free-throws attempted (13) in Alabama's win over Georgia (1/25/17)



### KEY'S 2017-18 GAME-BY-GAME STATS

Opponent	Date	GS	Min	FG	FGA	Pct	3FG	FGA	Pct	FT	FTA	Pct	Off	Def	Tot	Avg	PF	A	TO	Blk	Stl	Pts	Avg
vs. Memphis	11/10																						
LIPSCOMB	11/14																						
ALABAMA A&M	11/17																						
UT ARLINGTON	11/21																						
vs. BYU	11/24																						
vs. Minnesota	11/25																						
LOUISIANA TECH	11/29																						
UCF	12/3																						
RHODE ISLAND	12/6																						
at Arizona	12/9																						
vs. Mercer	12/19	*	20	0	2	.000	0	1	.000	0	0	.000	2	2	4	4.0	1	2	3	0	2	0	0.0
TEXAS	12/22	*	22	1	8	.125	0	3	.000	0	0	.000	0	4	4	4.0	0	1	2	1	0	2	1.0
TEXAS A&M*	12/30	*	20	1	3	.333	0	1	.000	0	0	.000	3	3	6	4.7	4	2	0	0	2	2	1.3
at Vanderbilt*	1/2	*	33	3	8	.375	1	2	.500	2	2	1.000	1	5	6	5.0	2	3	1	1	4	9	3.3
at Georgia*	1/6	*	20	0	7	.000	0	4	.000	1	2	.500	1	4	5	5.0	1	1	1	0	0	1	2.8
SOUTH CAROLINA*	1/9	*	22	2	4	.500	0	1	.000	3	5	.600	2	4	6	5.2	3	5	3	1	1	7	3.5
at LSU*	1/13	*	24	3	8	.375	0	2	.000	0	0	.000	0	4	4	5.0	2	2	2	0	1	6	3.9
AUBURN*	1/17	*	31	1	3	.333	0	1	.000	2	2	1.000	1	8	9	5.5	1	3	3	1	1	4	3.9
MISSISSIPPI STATE*	1/20	*	28	6	13	.462	2	4	.500	2	3	.667	3	2	5	5.4	1	4	2	1	3	16	5.2
at Ole Miss*	1/23	*	27	3	4	.750	1	1	1.000	0	1	.000	1	4	5	5.4	4	3	2	0	2	7	5.4
OKLAHOMA	1/27	*	29	3	9	.333	2	5	.400	3	4	.750	1	4	5	5.4	1	2	1	0	2	11	5.9
MISSOURI*	1/31	*	23	0	1	.000	0	1	.000	1	2	.500	1	2	3	5.2	2	1	2	0	1	1	5.5
at Florida*	2/3		34	5	7	.714	1	3	.333	2	2	1.000	1	4	5	5.2	1	2	3	1	0	13	6.1
at Mississippi State*	2/6		31	4	11	.364	1	5	.200	2	2	1.000	3	3	6	5.2	3	1	1	0	0	11	6.4
TENNESSEE*	2/10		24	4	7	.571	0	2	.000	0	1	.000	1	3	4	5.1	0	1	1	0	0	8	6.5
LSU*	2/13		26	4	7	.571	2	3	.667	2	2	1.000	0	7	7	5.3	0	1	1	0	0	12	6.9
at Kentucky*	2/17		19	2	5	.4000	0	3	.000	1	4	.250	2	2	4	5.2	3	1	1	0	1	5	6.8
at Auburn*	2/21		26	4	5	.800	1	1	1.000	2	2	1.000	2	6	8	5.3	2	1	4	1	0	11	7.0
ARKANSAS*																							
FLORIDA*																							
at Texas A&M*																							


\* indicates Southeastern Conference opponent

### KEY'S CAREER STATS

YEAR	GP	GS	MIN	AVG	FG	FGA	PCT	3FG	3FGA	PCT	FT	FTA	PCT	OFF	DEF	TOT	AVG	PF	FO	AST	TO	BLK	STL	PTS	AVG
2016-16	34	30	1012	29.8	139	321	.433	32	97	.330	97	153	.634	54	139	193	5.7	86	2	86	106	21	21	407	12.0
2017-18	18	12	459	25.5	46	112	.411	11	43	.256	23	34	.676	25	71	96	5.3	31	0	36	33	7	20	126	7.0
<b>TOTAL</b>	<b>52</b>	<b>42</b>	<b>1471</b>	<b>28.3</b>	<b>185</b>	<b>433</b>	<b>.427</b>	<b>43</b>	<b>140</b>	<b>.307</b>	<b>120</b>	<b>187</b>	<b>.642</b>	<b>79</b>	<b>210</b>	<b>289</b>	<b>5.6</b>	<b>117</b>	<b>2</b>	<b>122</b>	<b>139</b>	<b>28</b>	<b>41</b>	<b>533</b>	<b>10.3</b>

### KEY'S CAREER SEC STATS

YEAR	GP	GS	MIN	AVG	FG	FGA	PCT	3FG	3FGA	PCT	FT	FTA	PCT	OFF	DEF	TOT	AVG	PF	FO	AST	TO	BLK	STL	PTS	AVG
2016-17	18	18	568	31.6	79	187	.422	20	61	.328	74	109	.679	30	80	110	6.1	50	2	46	62	9	14	252	14.0
2017-18	15	9	388	25.9	42	93	.452	9	34	.265	20	30	.667	22	61	83	5.5	29	0	31	27	6	16	113	7.5
<b>TOTAL</b>	<b>33</b>	<b>27</b>	<b>956</b>	<b>29.0</b>	<b>121</b>	<b>280</b>	<b>.432</b>	<b>29</b>	<b>95</b>	<b>.305</b>	<b>94</b>	<b>139</b>	<b>.676</b>	<b>52</b>	<b>141</b>	<b>193</b>	<b>5.8</b>	<b>79</b>	<b>2</b>	<b>77</b>	<b>89</b>	<b>15</b>	<b>30</b>	<b>365</b>	<b>11.1</b>



## 30 Galin Smith

### FRESHMAN

Forward • 6-9 • 235 • Clinton, Miss.  
Clinton HS

### CAREER HIGHS

Points	10	vs. Minnesota (11/25/17)
Rebounds	8	vs. Minnesota (11/25/17)
Assists	1	2x, last at Auburn (2/21/18)
Steals	1	vs. Minnesota (11/25/17)
Blocks	3	2x, last vs. Auburn (1/11/18)
Minutes	29	at LSU (1/13/18)
Field Goals	4	at LSU (1/13/18)
FG Att.	5	3x, last at LSU (1/13/18)
3-Point FG		
3-Point Att.		
Free Throws	4	vs. Minnesota (11/25/17)
FT Att.	5	vs. Minnesota (11/25/17)

### 2017-18 SEASON HIGHS

Points	10	vs. Minnesota (11/25/17)
Rebounds	8	vs. Minnesota (11/25/17)
Assists	1	2x, last at Auburn (2/21/18)
Steals	1	vs. Minnesota (11/25/17)
Blocks	3	2x, last vs. Auburn (1/11/18)
Minutes	29	at LSU (1/13/18)
Field Goals	4	at LSU (1/13/18)
FG Att.	5	3x, last at LSU (1/13/18)
3-Point FG		
3-Point Att.		
Free Throws	4	vs. Minnesota (11/25/17)
FT Att.	5	vs. Minnesota (11/25/17)

### MISCELLANEOUS STATS

CATEGORY	2017-18	CAREER
Double-digit scoring	1	1
20+ point games		
Double-digit rebounding		
Double-doubles		
Led UA in scoring		
Led UA in rebounding	1	1
Led UA in three-pointers		
Led UA in assists		
Led UA in steals	1	1
Led UA in blocks	5	5
5+ assist games		
3+ three-pointers		
3+ steal games		
3+ block games	2	2

### 2017-18 (FRESHMAN SEASON)

- Led the team in rebounds (8) and shot 3-of-5 from the floor to total 10 points, while totaling three blocks and one steal against then-No. 14 Minnesota (11/25)
- Made collegiate debut and finished with two points and two rebounds in 13 minutes off the bench in the season opener against Memphis (11/10)
- Collected five points and four rebounds in 13 minutes off the bench in the home opener vs. Lipscomb (11/14)
- Scored eight points on 4-of-5 shooting while adding four rebounds and one block against LSU (1/13)
- Was perfect from the field (3-for-3) to total seven points in 18 minutes off the bench against Alabama A&M (11/17)
- Saw six minutes of action off the bench against BYU (11/24)
- Blocked two shots and grabbed three rebounds in 12 minutes against Louisiana Tech (11/29)
- Grabbed three rebounds in three minutes off the bench against UCF (12/3)
- Blocked two shots while pulling down a rebound and scoring two points in seven minutes off the bench against then-No. 5 Texas A&M (12/30)
- Went 3-of-3 from the floor to score six points, while adding four rebound vs. South Carolina (1/9)
- Led the team in blocks (3) while adding four points and one rebound against No. 17 Auburn (1/17)
- Played at Clinton High School under head coach and athletic director Clay Norton
- Ranked as the top center and the No. 2 overall player in Mississippi according to 247Sports.com
- The same site ranked him as the No. 21 center in the nation
- Was the No. 2 player in the state according to Hoopseen.com
- Selected to play in the 2017 Alabama-Mississippi All-Star Game where he matched up against teammates Herb Jones and Alex Reese (Alabama)
- Received second team all-state honors as a junior in 2016 and a senior in 2017
- Averaged 14.5 points, 9.7 rebounds, 5.0 blocks and 2.0 steals per game while leading Clinton to a 21-8 overall record during his senior season
- As a junior, he averaged 21.7 points, 11.3 rebounds, 5.1 blocks, 1.5 assists per game
- Named to the 2016 North/South Basketball Boys All-Star Team for the state of Mississippi
- Twice earned a spot on the "Dandy Dozen" awarded to the top 12 prep players in the state in 2016 and 2017



### SMITH'S 2017-18 GAME-BY-GAME STATS

Opponent	Date	GS	Min	FG	FGA	Pct	3FG	FGA	Pct	FT	FTA	Pct	Off	Def	Tot	Avg	PF	A	TO	Blk	Stl	Pts	Avg
vs. Memphis	11/10		13	1	1	1.000	0	0	.000	0	0	.000	1	1	2	2.0	5	0	2	0	0	2	2.0
LIPSCOMB	11/14		13	2	5	.400	0	0	.000	1	3	.333	1	3	4	3.0	3	0	1	1	0	5	3.5
ALABAMA A&M	11/17		18	3	3	1.000	0	0	.000	1	4	.250	2	1	3	3.0	4	1	0	1	0	7	4.7
UT ARLINGTON	11/21		9	1	1	1.000	0	0	.000	0	2	.000	0	0	0	2.3	1	0	0	0	0	2	4.0
vs. BYU	11/24		6	0	0	.000	0	0	.000	0	0	.000	0	0	0	1.8	2	0	0	0	0	0	3.2
vs. Minnesota	11/25		26	3	5	.600	0	0	.000	4	5	.800	4	4	8	2.8	2	0	1	3	1	10	4.3
LOUISIANA TECH	11/29		12	1	2	.500	0	0	.000	0	0	.000	1	2	3	2.9	2	0	2	2	0	2	4.0
UCF	12/3		3	0	2	.000	0	0	.000	0	0	.000	2	1	3	2.9	0	0	0	0	0	0	3.5
RHODE ISLAND	12/6		1	0	0	.000	0	0	.000	0	2	.000	0	0	0	2.6	0	0	0	0	0	0	3.1
at Arizona	12/9		3	0	0	.000	0	0	.000	0	0	.000	0	0	0	2.3	2	0	0	0	0	0	2.8
vs. Mercer	12/19																						
TEXAS	12/22		4	1	2	.500	0	0	.000	0	0	.000	1	0	1	2.2	0	0	0	0	0	2	2.7
TEXAS A&M*	12/30		7	1	2	.500	0	0	.000	0	0	.000	1	0	1	2.1	1	0	0	2	0	2	2.7
at Vanderbilt*	1/2		1	0	0	.000	0	0	.000	0	0	.000	0	0	0	1.9	0	0	0	0	0	0	2.5
at Georgia*	1/6		18	0	4	.000	0	0	.000	0	0	.000	1	2	3	2.9	4	0	2	0	0	0	2.3
SOUTH CAROLINA*	1/9		19	3	3	1.000	0	0	.000	0	0	.000	1	3	4	2.1	3	0	2	0	0	6	2.5
at LSU*	1/13		29	4	5	.800	0	0	.000	0	0	.000	2	2	4	2.3	1	0	0	1	0	8	2.9
AUBURN*	1/17		17	2	2	1.000	0	0	.000	0	2	.000	1	0	1	2.2	5	0	3	3	0	4	2.9
MISSISSIPPI STATE*	1/20		9	1	4	.250	0	0	.000	0	0	.000	2	1	3	2.2	3	0	1	0	0	2	2.9
at Ole Miss*	1/23		10	1	2	.500	0	0	.000	0	1	.000	1	0	1	2.2	0	0	2	2	0	2	2.8
OKLAHOMA	1/27																						
MISSOURI*	1/31		10	1	1	1.000	0	0	.000	0	0	.000	1	2	3	2.2	2	0	0	0	0	2	2.8
at Florida*	2/3		6	0	0	.000	0	0	.000	0	0	.000	0	0	0	2.1	0	0	1	0	0	0	2.7
at Mississippi State*	2/6		8	0	0	.000	0	0	.000	0	0	.000	0	2	2	2.1	2	0	0	0	0	0	2.5
TENNESSEE*	2/10		12	1	1	1.000	0	0	.000	0	1	.000	0	0	0	2.0	0	0	0	2	0	2	2.5
LSU*	2/13		8	1	1	1.000	0	0	.000	0	0	.000	0	0	0	1.9	0	0	1	1	0	2	2.5
at Kentucky*	2/17		4	0	0	.000	0	0	.000	0	0	.000	0	0	0	1.8	0	0	0	0	0	0	2.4
at Auburn*	2/21		8	0	0	.000	0	0	.000	0	2	.000	1	0	1	1.8	0	1	0	0	0	0	2.3
ARKANSAS*																							
FLORIDA*																							
at Texas A&M*																							

\* indicates Southeastern Conference opponent

### SMITH'S CAREER STATS

YEAR	GP	GS	MIN	AVG	FG	FGA	PCT	3FG	3FGA	PCT	FT	FTA	PCT	OFF	DEF	TOT	AVG	PF	FO	AST	TO	BLK	STL	PTS	AVG
2017-18	26	0	274	10.5	27	46	.587	0	0	.000	6	22	.273	23	24	47	1.8	42	2	2	18	18	1	60	2.3
<b>TOTAL</b>	<b>26</b>	<b>0</b>	<b>274</b>	<b>10.5</b>	<b>27</b>	<b>46</b>	<b>.587</b>	<b>0</b>	<b>0</b>	<b>.000</b>	<b>6</b>	<b>22</b>	<b>.273</b>	<b>23</b>	<b>24</b>	<b>47</b>	<b>1.8</b>	<b>42</b>	<b>2</b>	<b>2</b>	<b>18</b>	<b>18</b>	<b>1</b>	<b>60</b>	<b>2.3</b>

### SMITH'S CAREER SEC STATS

YEAR	GP	GS	MIN	AVG	FG	FGA	PCT	3FG	3FGA	PCT	FT	FTA	PCT	OFF	DEF	TOT	AVG	PF	FO	AST	TO	BLK	STL	PTS	AVG
2017-18	15	0	166	11.1	15	25	.600	0	0	.000	0	6	.000	11	12	23	1.5	21	1	1	12	11	0	30	2.0
<b>TOTAL</b>	<b>15</b>	<b>0</b>	<b>166</b>	<b>11.1</b>	<b>15</b>	<b>25</b>	<b>.600</b>	<b>0</b>	<b>0</b>	<b>.000</b>	<b>0</b>	<b>6</b>	<b>.000</b>	<b>11</b>	<b>12</b>	<b>23</b>	<b>1.5</b>	<b>21</b>	<b>1</b>	<b>1</b>	<b>12</b>	<b>11</b>	<b>0</b>	<b>30</b>	<b>2.0</b>



## 2017-18 BOX SCORES

## GAME 1

Official Basketball Box Score -- Game Totals -- Final Statistics  
**Memphis vs Alabama**  
 11/10/17 6:37 PM at Annapolis, Md. (Alumni Hall)

Memphis 70 • 0-1

#	Player	Total		3-Ptr		Rebounds			PF	TP	A TO Blk Stl				Min
		FG-FGA	FG-FGA	FT-FTA	Off Def Tot	PF	TP	A TO Blk Stl							
00	DAVENPORT, Kyvon	f	5-12	1-5	4-7	3	8	11	3	15	0	1	1	0	36
10	PARKS JR., Mike	f	2-6	0-0	0-0	3	1	4	2	4	0	2	1	0	25
02	RIVERS, Jimario	g	4-7	0-0	2-4	2	1	3	3	10	1	3	0	1	28
03	MARTIN, Jeremiah	g	4-11	1-5	1-3	3	4	7	2	10	2	4	0	1	36
05	BREWTON JR., Kareem	g	4-10	0-2	5-6	0	4	4	4	13	4	4	0	3	24
01	JOHNSON, Jamal		2-5	0-1	6-7	2	1	3	2	10	0	1	1	2	17
04	THORNTON, Raynere		2-7	0-2	4-9	2	2	4	3	8	0	1	0	0	19
11	RHODES, Malik		0-2	0-2	0-0	0	0	0	2	0	0	0	0	0	5
12	ENOH, Victor		0-0	0-0	0-0	0	1	1	1	0	0	1	0	0	7
15	NICKELBERRY, David		0-0	0-0	0-0	0	0	0	0	0	0	0	0	0	3
Team						4	2	6							
Totals			23-60	2-17	22-36	19	24	43	22	70	7	17	3	7	200
FG % 1st Half:		12-32	37.5%	2nd half:	11-28	39.3%	Game:		23-60	38.3%	Deadball Rebounds				
3FG % 1st Half:		0-6	0.0%	2nd half:	2-11	18.2%	Game:		2-17	11.8%					
FT % 1st Half:		12-21	57.1%	2nd half:	10-15	66.7%	Game:		22-36	61.1%					

Alabama 82 • 1-0

#	Player	Total		3-Ptr		Rebounds			PF	TP	A TO Blk Stl				Min
		FG-FGA	FG-FGA	FT-FTA	Off Def Tot	PF	TP	A TO Blk Stl							
00	Hall, Donta	f	5-6	0-0	1-3	4	7	11	4	11	3	4	5	0	30
04	Giddens, Daniel	c	0-0	0-0	0-0	0	1	1	4	0	0	2	0	0	5
10	Jones, Herbert	c	3-8	2-2	4-6	1	4	5	3	12	1	3	2	2	27
12	Ingram, Dazon	g	4-10	1-3	11-15	0	5	5	4	20	5	3	0	1	33
23	Petty, John	g	4-14	1-3	0-0	1	0	1	3	11	2	0	0	0	29
03	Reese, Alex		3-9	2-7	0-0	3	6	9	3	8	3	0	0	4	30
05	Johnson, Avery		4-6	2-3	3-4	2	0	2	2	13	0	2	0	0	22
24	Schaffer, Lawson		2-3	1-2	0-0	0	0	0	2	5	2	0	0	1	11
30	Smith, Galin		1-1	0-0	0-0	1	1	2	5	2	0	2	0	0	13
Team						1	3	4							
Totals			26-57	11-27	19-28	13	27	40	30	82	16	16	7	8	200
FG % 1st Half:		13-31	41.9%	2nd half:	13-26	50.0%	Game:		26-57	45.6%	Deadball Rebounds				
3FG % 1st Half:		5-15	33.3%	2nd half:	6-12	50.0%	Game:		11-27	40.7%					
FT % 1st Half:		7-12	58.3%	2nd half:	12-16	75.0%	Game:		19-28	67.9%					

Officials: Jeb Hartness, Bret Smith, Orlandis Poole  
 Technical fouls: Memphis-None. Alabama-None.  
 Attendance: 11948

Score by periods	1st	2nd	Total
Memphis	36	34	70
Alabama	38	44	82

Points	In	Off	2nd	Fast	Bench
MEM	36	9	12	13	18
UA	26	25	14	8	28

Score tied - 5 times.  
 Lead changed - 8 times.

Last FG - MEM 2nd-00:01, UA 2nd-04:36.  
 3FG % 1st Half: 0-6 33.3% 2nd half: 6-12 50.0%  
 FT % 1st Half: 7-12 58.3% 2nd half: 12-16 75.0%  
 MEM led for 09:09. UA led for 27:36. Game was tied for 03:15.

## GAME 3

Official Basketball Box Score -- Game Totals -- Final Statistics  
**Alabama A&M vs Alabama**  
 11/17/17 6 p.m. at Tuscaloosa, Ala. (Coleman Coliseum)

Alabama A&amp;M 67 • 0-3

#	Player	Total		3-Ptr		Rebounds			PF	TP	A TO Blk Stl				Min
		FG-FGA	FG-FGA	FT-FTA	Off Def Tot	PF	TP	A TO Blk Stl							
23	Sherif, Mohamed	f	0-3	0-0	1-7	1	3	4	3	1	3	1	0	0	26
24	Wiley, Evan		3-7	2-4	0-0	1	0	1	2	8	0	0	0	1	29
03	Petty, De'Ederick	g	4-8	1-3	3-5	0	1	1	2	12	0	3	0	1	33
10	Johnson, Arthur	g	4-8	1-1	1-2	1	4	5	3	10	2	0	0	1	23
12	Goulbourne, Amari	g	6-13	1-2	4-7	3	1	4	0	17	4	0	0	2	36
02	Johnson, Ariston		0-1	0-0	0-0	0	0	0	0	0	0	0	0	1	9
04	Merrifield, Marcus		1-4	1-1	0-0	0	1	1	0	3	1	1	0	0	7
11	Kennedy, Andre		3-8	0-1	0-1	0	3	3	1	6	0	2	0	1	20
22	Reeder, Jalen		4-6	2-3	0-2	0	0	0	0	10	0	0	0	0	17
Team						2	2	4							
Totals			25-58	8-15	9-24	8	15	23	11	67	10	10	0	7	200
FG % 1st Half:		8-25	32.0%	2nd half:	17-33	51.5%	Game:		25-58	43.1%	Deadball Rebounds				
3FG % 1st Half:		3-8	37.5%	2nd half:	5-7	71.4%	Game:		8-15	53.3%					
FT % 1st Half:		3-11	27.3%	2nd half:	6-13	46.2%	Game:		9-24	37.5%					

Alabama 104 • 3-0

#	Player	Total		3-Ptr		Rebounds			PF	TP	A TO Blk Stl				Min
		FG-FGA	FG-FGA	FT-FTA	Off Def Tot	PF	TP	A TO Blk Stl							
00	Hall, Donta	f	4-5	0-0	0-1	1	5	6	0	8	0	0	2	0	17
04	Giddens, Daniel	c	0-1	0-0	2-2	0	1	1	5	2	1	1	1	0	15
02	Sexton, Collin	g	11-16	2-4	1-1	2	2	4	2	25	5	0	0	0	26
12	Ingram, Dazon	g	4-6	1-2	1-3	1	5	6	3	10	4	3	1	1	22
23	Petty, John	g	10-13	10-13	0-0	0	4	4	0	30	1	4	0	0	26
03	Reese, Alex		4-6	1-2	0-0	2	6	8	0	9	1	5	1	0	23
05	Johnson Jr, Avery		0-4	0-2	0-0	0	4	4	3	0	5	0	0	2	18
10	Jones, Herbert		2-6	0-1	3-4	3	5	8	2	7	3	0	0	0	23
24	Schaffer, Lawson		1-2	1-2	0-0	0	0	0	1	3	4	2	0	0	9
30	Smith, Galin		3-3	0-0	1-4	2	1	3	4	7	1	0	1	0	18
33	Fuller, Landon		1-1	1-1	0-0	0	0	0	0	3	0	0	0	0	3
Team						2	1	3							
Totals			40-63	16-27	8-15	13	34	47	20	104	25	15	6	3	200
FG % 1st Half:		19-30	63.3%	2nd half:	21-33	63.6%	Game:		40-63	63.5%	Deadball Rebounds				
3FG % 1st Half:		9-14	64.3%	2nd half:	7-13	53.8%	Game:		16-27	59.3%					
FT % 1st Half:		4-8	50.0%	2nd half:	4-7	57.1%	Game:		8-15	53.3%					

Officials: Tony Greene, Todd Austin, Nate Green  
 Technical fouls: Alabama A&M-None. Alabama-None.  
 Attendance: 11948

Score by periods	1st	2nd	Total
Alabama A&M	22	45	67
Alabama	51	53	104

Points	In	Off	2nd	Fast	Bench
AAMU	28	13	7	2	19
UA	48	12	13	14	29

Score tied - 0 times.  
 Lead changed - 0 times.

Last FG - AAMU 2nd-02:39, UA 2nd-01:09.  
 3FG % 1st Half: 9-14 64.3% 2nd half: 7-13 53.8%  
 FT % 1st Half: 4-8 50.0% 2nd half: 4-7 57.1%  
 AAMU led for 00:00. UA led for 39:42. Game was tied for 00:18.

## GAME 2

Official Basketball Box Score -- Game Totals -- Final Statistics  
**Lipscomb vs Alabama**  
 11/14/17 7 p.m. at Tuscaloosa, Ala. (Coleman Coliseum)

Lipscomb 64 • 2-1

#	Player	Total		3-Ptr		Rebounds			PF	TP	A TO Blk Stl				Min
		FG-FGA	FG-FGA	FT-FTA	Off Def Tot	PF	TP	A TO Blk Stl							
00	MARBERRY, Rob	f	7-10	0-0	1-2	2	5	7	4	15	1	1	1	1	19
22	PEPPER, Eli	f	0-4	0-2	0-1	2	3	5	4	0	2	2	1	0	13
03	BUCKLAND, Michael	g	4-9	2-3	3-4	1	4	5	3	13	2	0	0	0	35
21	COOPER, Kenny	g	3-6	2-3	1-2	0	3	3	3	9	1	2	0	2	21
24	MATHEWS, Garrison	g	5-13	1-3	4-6	2	4	6	2	15	0	0	1	1	34
01	JONES, Greg		0-3	0-2	0-0	0	0	0	1	0	1	0	0	0	12
11	DUVALL, Asa		0-0	0-0	0-0	0	1	1	0	0	0	1	0	0	1
12	ROSE, Matt		2-10	2-9	0-0	0	4	4	2	6	2	1	1	0	24
13	FLENER, Zach		0-0	0-0	0-0	0	0	0	0	0	0	0	0	0	1
15	FLEMING, Andrew		2-7	0-4	2-4	0	1	1	1	6	1	5	0	0	14
20	MERRITT, John Matt		0-0	0-0	0-0	0	0	0	0	0	0	0	0	0	1

## 2017-18 BOX SCORES

## GAME 5

Official Basketball Box Score -- Game Totals -- Final Statistics  
**Alabama vs BYU**  
 11/24/17 2:30 PM at Steinberg Wellness Center - Brooklyn, NY

Alabama 71 • 5-0

#	Player	Total		3-Ptr		Rebounds			PF	TP	A	TO	Blk	Stl	Min
		FG-FGA	FG-FGA	FT-FTA	Off	Def	Tot								
00	Hall, Donta	f	6-8	0-0	2-2	2	7	9	3	14	0	0	1	0	27
04	Giddens, Daniel	f	3-4	0-0	2-2	0	2	2	1	8	1	0	3	1	21
02	Sexton, Collin	g	3-11	0-1	4-6	3	4	7	2	10	3	3	0	1	30
12	Ingram, Dazon	g	5-9	0-2	3-4	1	2	3	2	13	3	1	0	0	31
23	Petty, John	g	6-12	4-7	0-0	0	1	1	1	16	1	1	1	2	34
01	Norris, Riley		2-5	0-2	0-0	1	2	3	2	4	1	1	0	1	15
03	Reese, Alex		0-0	0-0	0-0	0	2	2	0	0	0	0	0	0	4
05	Johnson Jr, Avery		1-3	1-1	0-0	0	0	0	4	3	0	0	0	0	10
10	Jones, Herbert		1-3	0-0	1-2	1	3	4	2	3	3	3	1	1	22
30	Smith, Galin		0-0	0-0	0-0	0	0	0	2	0	0	0	0	0	6
	Team					0	3	3							
Totals			27-55	5-13	12-16	8	26	34	19	71	12	9	6	6	200

FG % 1st Half: 18-30 60.0% 2nd half: 9-25 36.0% Game: 27-55 49.1%  
 3FG % 1st Half: 4-5 80.0% 2nd half: 1-8 12.5% Game: 5-13 38.5%  
 FT % 1st Half: 2-3 66.7% 2nd half: 10-13 76.9% Game: 12-16 75.0%

BYU 59 • 3-2

#	Player		Total		3-Ptr		Rebounds			PF	TP	A	TO	Blk	Stl	Min
			FG-FGA	FG-FGA	FT-FTA	Off	Def	Tot								
23	CHILDS, Yoeli	f	9-16	0-1	3-9	6	5	11	2	21	0	3	2	0	36	
41	WORTHINGTON, Luke	f	1-5	0-0	2-4	1	4	5	3	4	0	0	0	2	16	
00	HARDNETT, Jahshire	g	3-6	0-0	0-0	0	0	0	4	6	5	2	0	0	27	
03	BRYANT, Elijah	g	2-12	1-4	0-0	0	4	4	1	5	1	3	0	1	33	
30	HAWS, TJ	g	4-11	1-6	0-0	1	3	4	1	9	6	1	0	0	35	
01	BERGERSEN, Rylan	g	0-0	0-0	0-0	0	0	0	0	0	0	0	0	0	1	
02	SELJAAS, Zac	g	2-6	2-5	1-2	2	1	3	4	7	1	1	1	0	27	
13	BROWN, Kajan	g	0-0	0-0	0-0	0	0	0	2	0	0	1	0	0	4	
15	DASTRUP, Payton	g	0-2	0-1	0-0	0	1	1	0	0	0	0	0	0	3	
33	NIXON, Dalton	g	1-1	0-0	5-6	0	2	2	4	7	2	0	0	0	18	
Team						3	1	4								
Totals			22-59	4-17	11-21	13	21	34	21	59	15	11	3	3	200	

FG % 1st Half: 12-28 42.9% 2nd half: 10-31 32.3% Game: 22-59 37.3%  
 3FG % 1st Half: 1-7 14.3% 2nd half: 3-10 30.0% Game: 4-17 23.5%  
 FT % 1st Half: 6-11 54.5% 2nd half: 5-10 50.0% Game: 11-21 52.4%

Officials: Marques Pettigrew, Bill Jacobson, Bret Smith  
 Technical fouls: Alabama-None. BYU-None.

Attendance: 1240

2017 Barclays Center Classic

Score by periods	1st	2nd	Total
Alabama	42	29	71
BYU	31	28	59

## GAME 7

Official Basketball Box Score -- Game Totals -- Final Statistics  
**Louisiana Tech vs Alabama**  
 11/29/17 7 p.m. at Tuscaloosa, Ala. (Coleman Coliseum)

Louisiana Tech 74 • 5-1

#	Player	Total			Rebounds			PF	TP	A	TO	Blk	Stl	Min	
		FG-FGA	3-PT	FT-FTA	Off	Def	Tot								
22	WASHINGTON, Jy'lan	f	4-8	0-4	4-6	0	2	2	3	12	0	0	0	31	
05	WHITE, Joniah	c	2-3	0-0	4-6	3	2	5	4	8	0	1	0	0	18
00	BOYKINS, Jacobi	c	2-12	2-11	8-8	0	5	5	3	14	0	0	0	1	33
02	HARRIS, Jalen	g	6-13	0-2	0-0	1	2	3	4	12	1	3	0	2	20
04	BRACEY, Daquan	g	7-16	1-3	6-10	0	2	2	3	21	4	3	0	0	33
01	JEAN, Derric	g	1-7	1-2	0-0	0	2	2	4	3	1	3	0	1	20
10	DURUJI, Anthony	g	1-3	0-0	0-0	3	3	6	4	2	0	2	2	2	14
21	CHRISTON, Exavian	g	0-2	0-1	0-0	0	3	3	0	0	2	1	0	1	13
25	MCKINLEY, Kyle	g	0-0	0-0	0-0	0	0	0	1	0	0	0	0	0	5
35	POWELL, Oliver	g	1-1	0-0	0-0	1	0	1	3	2	0	0	0	1	13
Team						4	3	7							
Totals			24-65	4-23	22-30	12	24	36	29	74	8	14	2	8	200

FG % 1st Half: 12-31 38.7% 2nd half: 12-34 35.3% Game: 24-65 36.9%  
 3FG % 1st Half: 4-12 33.3% 2nd half: 0-11 0.0% Game: 4-23 17.4%  
 FT % 1st Half: 10-14 71.4% 2nd half: 12-16 75.0% Game: 22-30 73.3%

Alabama 77 • 6-1

#	Player		Total		3-Ptr		Rebounds			PF	TP	A	TO	Blk	Stl	Min
			FG-FGA	FG-FGA	FT-FTA	Off	Def	Tot								
00	Hall, Donta	f	6-7	0-0	3-3	1	6	7	2	15	0	0	4	0	23	
04	Giddens, Daniel	c	0-1	0-0	0-0	0	2	2	2	0	0	0	0	0	5	
02	Sexton, Collin	g	6-19	1-2	9-11	2	3	5	2	22	3	4	0	3	34	
12	Ingram, Dazon	g	4-7	1-1	13-17	1	8	9	2	22	0	3	0	0	32	
23	Petty, John	g	1-3	0-2	0-0	0	3	3	1	2	4	2	0	1	19	
01	Norris, Riley	g	2-3	0-1	0-1	2	2	4	2	4	1	0	0	0	24	
03	Reese, Alex	g	1-1	0-0	0-1	2	1	3	2	2	0	2	0	1	14	
05	Johnson Jr, Avery	g	1-4	0-2	0-0	0	1	1	1	2	1	1	0	1	17	
10	Jones, Herbert	g	2-7	0-1	2-4	2	3	5	5	6	1	4	0	2	20	
30	Smith, Galin	g	1-2	0-0	0-0	1	2	3	2	2	0	2	2	0	12	
	Team					0	1	1								
Totals			24-54	2-9	27-37	11	32	43	21	77	10	18	6	8	200	

FG % 1st Half: 12-24 50.0% 2nd half: 12-30 40.0% Game: 24-54 44.4%  
 3FG % 1st Half: 2-4 50.0% 2nd half: 0-5 0.0% Game: 2-9 22.2%  
 FT % 1st Half: 11-19 57.9% 2nd half: 16-18 88.9% Game: 27-37 73.0%

Officials: Doug Shows, Patrick Evans, Kerby Siltton  
 Technical fouls: Louisiana Tech-None. Alabama-None.

Attendance: 12062

Score by periods	1st	2nd	Total
Louisiana Tech	38	36	74
Alabama	37	40	77

Last FG - TECH 2nd-00:03, UA 2nd-01:18.  
 Largest lead - TECH by 11 2nd-15:31, UA by 3 2nd-00:27.  
 TECH led for 36:10, UA led for 02:47. Game was tied for 01:03.

Score tied - 4 times.  
 Lead changed - 9 times.

## GAME 6

Official Basketball Box Score -- Game Totals -- Final Statistics  
**Minnesota vs Alabama**  
 11/25/17 5:05 pm at Barclays Centers (Brooklyn, N.Y.)

Minnesota 89 • 7-0

#	Player		Total		3-Ptr		Rebounds			PF	TP	A	TO	Blk	Stl	Min
			FG-FGA	FG-FGA	FT-FTA	Off	Def	Tot								
03	MURPHY, Jordan	f	7-11	1-1	4-5	8	6	14	5	19	0	3	3	2	30	
32	LYNCH, Reggie		1-4	0-0	6-6	4	6	10	3	8	2	0	3	3	30	
01	MCBRAYER, Dupree	g	2-9	1-3	2-2	0	0	0	3	7	8	0	0	0	31	
02	MASON, Nate		6-10	4-6	4-5	0	1	1	3	20	3	2	0	0	23	
05	COFFEY, Amir	g	4-11	0-3	4-7	1	6	7	3	12	0	3	0	1	36	
04	HARRIS, Jamir		2-4	2-4	0-0	1	0	0	0	6	1	0	0	0	7	
11	WASHINGTON, Isaiah		7-15	0-1	0-0	0	0	0	0	14	2	3	0	1	26	
20	FITZGERALD, Davonte		1-2	0-1	0-0	0	2	2	2	2	0	1	0	0	5	
21	KONATE, Bakary		0-0	0-0	0-0	1	1	2	1	0	0	0	0	0	4	
42	HURT, Michael		0-0	0-0	1-2	0	1	1	1	1	0	0	0	0	8	
	Team					2	0	2	1							
Totals			30-66	8-19	21-27	17	23	40	25	89	16	12	6	7	200	

FG % 1st Half: 13-34 38.2% 2nd half: 17-32 53.1% Game: 30-66 45.5%  
 3FG % 1st Half: 2-7 28.6% 2nd half: 6-12 50.0% Game: 8-19 42.1%  
 FT % 1st Half: 13-15 86.7% 2nd half: 8-12 66.7% Game: 21-27 77.8%

Alabama 84 • 5-1

#	Player		Total		3-Ptr		Rebounds			PF	TP	A	TO	Blk	Stl	Min
			FG-FGA	FG-FGA	FT-FTA	Off	Def	Tot								
00	HALL, Donta	f	3-8	0-0	2-2	2	5	7	1	8	0	0	1	0	15	
04	GIDDENS, Daniel	f	0-1	0-0	0-0	1	1	2	2	0	1	2	0	0	9	
02	SEXTON, Collin	g	12-22	4-7	12-16	1	5	6	4	40	5	3	0	1	36	
10	JONES, Herbert	g	0-1	0-0	2-2	0	0	0	1	2	0	2	0	0	8	
23	PETTY, John	g	2-6	1-4	0-0	1	1	2	0	5	0	2	1	0	23	
01	NORRIS, Riley		4-8	2-5	3-4	0	2	2	4	13	0	0	0	1	25	
05	REESE, Alex		0-1	0-1	0-0	0	0	0	0	0	0	0	0	0	3	
03	JOHNSON JR, Avery		1-1	0-0	0-2	1	1	2	0	2	0	1	0	0	7	
12	INGRAM, Dazon		2-5	0-1	0-1	0	2	2	5	4	3	2	1	1	25	
30	SMITH, Galin		3-5	0-0	4-5	4	4	8	2	10	0	1	3	1	26	
	Team					3	2	5	1							
Totals			27-58	7-18	23-32	13	23	36	20	84	9	13	6	4	177	

FG % 1st Half: 11-28 39.3% 2nd half: 16-30 53.3% Game: 27-58 46.6%  
 3FG % 1st Half: 1-7 14.3% 2nd half: 6-11 54.5% Game: 7-18 38.9%  
 FT % 1st Half: 6-9 66.7% 2nd half: 17-23 73.9% Game: 23-32 71.9%

Officials: Rick Crawford, Bret Smith, Brian McConnell  
 Technical fouls: Minnesota-MCBRAY, Dupree; MASON, Nate 2; TEAM.  
 Alabama-INGRAM, Dazon; SEXTON, Collin; TEAM.

Attendance: 3469

Barclays Center Classic

MINN #2 ejected (two T's) at 14:06 (2nd)

UA bench ejected (ran on court) at 13:39 (2nd)

Score by periods	1st	2nd	Total
Minnesota	41	48	89
Alabama	29	55	84

Points	In	Off
--------	----	-----

## 2017-18 BOX SCORES

## GAME 9

**Official Basketball Box Score -- Game Totals -- Final Statistics**  
**Rhode Island vs Alabama**  
**12/6/17 7 p.m. at Tuscaloosa, Ala. (Coleman Coliseum)**

**Rhode Island 64 • 5-3**

#	Player		Total		3-Ptr	Rebounds			PF	TP	A	TO	Blk	Stl	Min
			FG-FGA	FG-FGA	FT-FTA	Off	Def	Tot							
34	BERRY, Andre	f	0-2	0-0	0-0	0	4	4	1	0	1	2	1	0	16
01	GARRETT, Jarvis	g	6-13	3-7	3-3	1	2	3	2	18	0	4	0	4	36
11	DOWTIN, Jeff	g	2-11	1-3	1-4	0	1	1	4	6	2	1	1	1	32
13	ROBINSON, Stanford	g	4-12	1-3	2-2	0	4	4	5	11	2	0	1	4	30
32	TERRELL, Jared	g	4-13	1-6	0-0	0	1	1	4	9	2	3	0	1	29
02	RUSSELL, Fatts	g	5-10	1-3	1-1	1	2	3	3	12	0	0	0	1	21
05	PRESTON, Ryan	g	2-3	0-1	0-0	1	0	1	4	4	0	0	1	0	6
10	LANGEVINE, Cyril	g	1-3	0-0	0-1	2	3	5	3	2	0	1	1	0	16
45	AKELE, Nicola	g	1-4	0-0	0-0	2	2	4	3	2	0	1	1	2	14
Team						4	1	5							
Totals			25-71	7-23	7-11	11	20	31	29	64	7	12	6	13	200
FG % 1st Half: 10-39			25.6%	2nd half: 15-32		46.9%	Game: 25-71		35.2%	Deadball Rebounds 2					
3FG % 1st Half: 3-11			27.3%	2nd half: 4-12		33.3%	Game: 7-23		30.4%						
FT % 1st Half: 2-2			100.0	2nd half: 5-9		55.6%	Game: 7-11		63.6%						

**Alabama 68 • 7-2**

#	Player	Total		3-Ptr	Rebounds			PF	TP	A	TO	Blk	Stl	Min	
		FG-FGA	FG-FGA	FT-FTA	Off	Def	Tot								
00	Hall, Donta	f	3-6	0-0	7-10	4	10	14	2	13	2	5	3	0	29
01	Norris, Riley	g	1-4	0-3	0-0	0	2	2	2	2	1	1	0	0	21
02	Sexton, Collin	g	3-7	1-2	4-6	0	4	4	0	11	0	3	0	1	17
12	Ingram, Dazon	g	2-6	0-1	6-11	3	11	14	3	10	2	4	0	0	37
23	Petty, John	g	4-9	1-5	3-5	1	1	2	0	12	4	5	0	0	34
04	Giddens, Daniel	g	5-9	0-0	2-3	3	3	6	2	12	0	2	2	1	17
05	Johnson Jr, Avery	g	1-4	0-0	2-2	0	0	0	3	4	0	2	0	1	13
10	Jones, Herbert	g	2-2	0-0	0-0	0	3	3	4	4	1	2	0	1	31
30	Smith, Galin	g	0-0	0-0	0-2	0	0	0	0	0	0	0	0	0	1
Team						2	3	5							
Totals			21-47	2-11	24-39	13	37	50	16	68	10	24	5	4	200
FG % 1st Half: 11-21		52.4%	2nd half: 10-26		38.5%	Game: 21-47		44.7%	Deadball Rebounds 8						
3FG % 1st Half: 1-3		33.3%	2nd half: 1-8		12.5%	Game: 2-11		18.2%							
FT % 1st Half: 9-17		52.9%	2nd half: 15-22		68.2%	Game: 24-39		61.5%							

Officials: Anthony Jordan, Mike Nance, Brent Hampton  
 Technical fouls: Rhode Island-TEAM 2. Alabama-None.  
 Attendance: 12807

Score by periods	1st	2nd	Total
Rhode Island	25	39	64
Alabama	32	36	68

Last FG - URI 2nd-00:16, UA 2nd-01:44.  
 Largest lead - URI None, UA by 13 2nd-11:55.  
 URI led for 00:00. UA led for 38:16. Game was tied for 01:44.

Score tied - 2 times.  
 Lead changed - 0 times.

## GAME 11

**Official Basketball Box Score -- Game Totals -- Final Statistics**  
**Mercer vs Alabama**  
**12/19/17 12:00 AM at Huntsville, Ala.**

**Mercer 79 • 6-6**

#	Player	*	Total		3-FTA	Rebounds			PF	TP	A	TO	Blk	Stl	Min.
			FG-FGA	FG-FGA	FT-FTA	Off	Def	Tot							
00	Ringer,Desmond	*	1-3	0-0	0-0	0	2	2	5	2	0	6	0	0	18
05	Strawberry,Jordan	*	3-9	2-7	0-0	2	2	4	0	8	3	2	0	3	26
10	Holland,Ria'n	*	6-12	4-8	5-8	0	1	1	2	21	4	1	0	2	37
14	Stair,Ethan	*	0-2	0-1	0-0	0	0	0	0	0	0	0	0	0	6
34	Jelks,Stephon	*	5-9	1-5	3-4	1	8	9	4	14	1	0	0	0	28
01	Kilby,Cory	*	0-4	0-3	0-0	1	3	4	3	0	2	0	0	0	18
02	Stowe,Jaylen	*	2-2	0-0	0-0	1	1	2	4	4	0	1	0	1	7
03	Cohen,Marcus	*	2-5	0-0	0-0	0	1	1	0	4	3	0	0	1	16
11	Johnson,Ryan	*	1-1	0-0	0-0	0	0	0	0	2	0	0	0	0	4
21	Green,Mason	*	0-0	0-0	0-0	0	0	0	0	0	0	0	0	0	2
23	Rivers,Demetre	*	6-8	3-4	9-10	2	2	4	2	24	1	4	0	0	35
33	Brydon,Mac	*	0-0	0-0	0-0	0	0	0	0	0	0	0	0	0	3
Team						2	3	5	1			2			
Totals			26-55	10-28	17-22	9	23	32	21	79	14	16	0	7	200
FG % 1st Half: 13-27			48.1%	2nd half: 13-28		46.4%	Game: 26-55		47.3%	Deadball Rebounds 2					
3FG % 1st Half: 6-14			42.9%	2nd half: 4-14		28.6%	Game: 10-28		35.7%						
FT % 1st Half: 3-4			75.0%	2nd half: 14-18		77.8%	Game: 17-22		77.3%						

**Alabama 80 • 8-3**

#	Player	Total		3-Ptr	Rebounds			PF	TP	A	TO	Blk	Stl	Min	
		FG-FGA	FG-FGA	FT-FTA	Off	Def	Tot								
00	Hall, Donta	*	4-6	0-0	1-2	2	4	6	2	9	0	0	4	0	31
02	Sexton, Collin	*	6-11	0-3	9-9	1	2	3	2	21	4	2	0	0	29
12	Ingram, Dazon	*	3-10	0-4	5-6	3	5	8	5	11	1	2	0	2	30
23	Petty, John	*	6-14	4-11	2-4	0	4	4	0	18	3	2	1	1	32
25	Key, Braxton	*	0-2	0-1	0-0	2	2	4	1	0	2	3	0	2	20
01	Norris, Riley	*	2-3	0-1	1-1	1	2	3	3	5	0	1	0	1	12
03	Reese, Alex	*	4-6	2-4	0-0	2	0	2	2	10	0	0	1	0	18
04	Giddens, Daniel	*	2-3	0-0	0-1	1	2	3	4	4	0	2	2	0	8
05	Johnson Jr, Avery	*	1-6	0-4	0-0	1	0	1	1	2	0	0	0	0	12
10	Jones, Herbert	*	0-1	0-0	0-0	0	0	0	1	0	2	1	0	0	8
Team						1	2	3							
Totals			28-62	6-28	18-23	14	23	37	21	80	12	13	8	6	200
FG % 1st Half: 13-36		36.1%	2nd half: 15-26		57.7%	Game: 28-62		45.2%	Deadball Rebounds 2						
3FG % 1st Half: 1-6		6.3%	2nd half: 5-12		41.7%	Game: 6-28		21.4%							
FT % 1st Half: 4-6		66.7%	2nd half: 14-17		82.4%	Game: 18-23		78.3%							

Officials: Tony Henderson, Steven Anderson, Rusty Phillips  
 Technical fouls: Mercer-TEAM. Alabama-None.  
 Attendance: 4799

Score by periods	1st	2nd	Total
Mercer	35	44	79
Alabama	31	49	80

## GAME 10

**Official Basketball Box Score -- Game Totals -- Final Statistics**  
**Alabama vs Arizona**  
**12/09/17 8:00 p.m. at Olson Court, McKale Center**

**Alabama 82 • 7-3**

#	Player		Total		3-Ftr	Rebounds			PF	TP	A	TO	Blk	Stl	Min	
			FG-FGA	FG-FGA	FT-FTA	Off	Def	Tot								
00	Hall, Donta	f	6-8	0-0	3-4	5	7	12	1	15	0	3	1	2	32	
01	Norris, Riley	f	2-6	2-5	0-0	1	1	2	3	6	1	0	0	0	24	
02	Sexton, Collin	g	6-15	3-6	15-16	0	0	0	5	30	2	2	0	0	32	
12	Ingram, Dazon	g	2-10	1-2	5-6	0	7	7	4	10	6	0	0	2	34	
23	Petty, John	g	4-13	4-10	1-2	0	3	3	2	13	3	1	0	0	35	
04	Giddens, Daniel	g	4-7	0-0	0-0	0	2	2	4	8	0	1	1	0	19	
05	Johnson Jr, Avery	g	0-2	0-1	0-0	0	0	0	1	0	1	0	0	0	7	
10	Jones, Herbert	g	0-1	0-0	0-0	0	0	0	5	0	2	1	0	1	14	
30	Smith, Galin	g	0-0	0-0	0-0	0	0	0	2	0	0	0	0	0	3	
Team						3	1	4								
Totals			24-62	10-24	24-28	9	21	30	27	82	15	8	2	5	200	
FG % 1st Half: 13-33			39.4%	2nd half: 11-29		37.9%	Game: 24-62		38.7%	Deadball Rebounds 1						
3FG % 1st Half: 6-12			50.0%	2nd half: 4-12		33.3%	Game: 10-24		41.7%							
FT % 1st Half: 8-10			80.0%	2nd half: 16-18		88.9%	Game: 24-28		85.7%							



## 2017-18 BOX SCORES

## GAME 13

Official Basketball Box Score -- Game Totals -- Final Statistics  
**Texas A&M vs Alabama**  
 12/30/17 5 p.m. CT at Tuscaloosa, Ala. (Coleman Coliseum)

**Texas A&M 57 • 11-2, 0-1**

#	Player	Total		3-Ptr		Rebounds			PF	TP	A	TO	Blk	Stl	Min
		FG-FGA	FG-FGA	FT-FTA	Off Def Tot										
05	Savion Flagg	f	2-7	0-3	0-0	3	6	9	4	4	1	0	0	0	28
34	Tyler Davis	f	6-12	1-1	1-1	3	3	6	4	14	1	3	0	0	29
10	Tonny Trocha-Morelos	c	2-7	1-4	2-4	4	2	6	2	7	1	1	0	1	25
00	Jay Jay Chandler	g	2-8	0-4	2-3	0	1	1	2	6	3	2	0	0	23
13	Duane Wilson	g	3-11	0-3	3-3	0	1	1	1	9	3	1	0	1	32
02	T.J. Starks		1-10	0-3	0-0	1	2	3	3	2	0	1	0	2	20
04	J.J. Caldwell		0-3	0-1	1-2	2	2	4	2	1	0	2	0	1	16
12	Chris Collins		0-1	0-1	0-0	0	0	0	0	0	0	0	0	1	4
15	Isiah Jasey		0-0	0-0	0-0	0	0	0	0	0	0	0	0	0	2
44	Robert Williams		5-10	0-0	4-7	5	3	8	1	14	0	2	2	1	21
Team						2	3	5							
Totals			21-69	2-20	13-20	20	23	43	19	57	9	12	2	7	200

FG % 1st Half: 11-37 29.7% 2nd half: 10-32 31.3% Game: 21-69 30.4% Deadball Rebounds 3  
 3FG % 1st Half: 0-10 0.0% 2nd half: 2-10 20.0% Game: 2-20 10.0%  
 FT % 1st Half: 6-7 85.7% 2nd half: 7-13 53.8% Game: 13-20 65.0%

**Alabama 79 • 9-4, 1-0**

#	Player	Total		3-Ptr		Rebounds			PF	TP	A	TO	Blk	Stl	Min
		FG-FGA	FG-FGA	FT-FTA	Off Def Tot										
00	Hall, Donta	f	7-8	0-0	3-3	2	4	6	3	17	1	2	2	0	28
25	Key, Braxton	f	1-3	0-1	0-0	3	3	6	4	2	2	0	0	2	20
02	Sexton, Collin	g	3-12	1-6	9-10	0	3	3	1	16	2	3	0	1	29
12	Ingram, Dazon	g	5-12	1-6	5-6	0	6	6	3	16	3	3	0	3	30
23	Petty, John	g	6-10	5-9	1-1	0	4	4	1	18	3	2	2	0	32
03	Reese, Alex		0-0	0-0	0-0	0	1	1	1	0	0	0	0	0	3
04	Giddens, Daniel		1-4	0-0	0-0	0	2	2	1	2	0	0	2	0	15
05	Johnson Jr, Avery		0-3	0-1	2-2	1	2	3	2	2	0	1	0	1	12
10	Jones, Herbert		2-3	0-0	0-2	2	6	8	2	4	2	1	1	0	21
15	Barnes, Tyler		0-1	0-1	0-0	0	0	0	0	0	0	0	0	0	1
24	Schaffer, Lawson		0-0	0-0	0-0	0	0	0	1	0	1	0	0	0	2
30	Smith, Galin		1-2	0-0	0-0	1	0	1	1	2	0	0	2	0	7
Team						1	1	2							
Totals			26-58	7-24	20-24	10	32	42	20	79	14	12	9	7	200

FG % 1st Half: 12-32 37.5% 2nd half: 14-26 53.8% Game: 26-58 44.8% Deadball Rebounds 3  
 3FG % 1st Half: 3-12 25.0% 2nd half: 4-12 33.3% Game: 7-24 29.2%  
 FT % 1st Half: 8-11 72.7% 2nd half: 12-13 92.3% Game: 20-24 83.3%

Officials: Don Daily, Chuck Jones, Todd Austin  
 Technical fouls: Texas A&M-None. Alabama-None.  
 Attendance: 14218

Score by periods	1st	2nd	Total
Texas A&M	28	29	57
Alabama	35	44	79

## GAME 15

Official Basketball Box Score -- Game Totals -- Final Statistics  
**Alabama vs Georgia**  
 01/06/18 12:00 PM ET at Stegeman Coliseum -- Athens, Ga.

**Alabama 46 • 9-6, 1-2**

#	Player	Total		3-Ptr		Rebounds			PF	TP	A	TO	Blk	Stl	Min
		FG-FGA	FG-FGA	FT-FTA	Off Def Tot										
00	HALL, DONTA	f	3-6	0-0	1-1	2	4	6	1	7	0	0	0	1	16
25	KEY, BRAXTON	f	0-7	0-4	1-2	1	4	5	1	1	1	1	0	0	20
02	SEXTON, COLLIN	g	9-16	1-3	4-6	0	2	2	3	23	3	3	0	1	33
10	JONES, HERBERT	g	2-7	0-3	0-0	0	4	4	2	4	0	3	2	1	29
23	PETTY, JOHN	g	1-8	1-7	0-0	0	0	0	0	3	1	0	1	1	29
03	REESE, ALEX		0-1	0-1	0-0	0	3	3	1	0	0	0	0	0	8
04	GIDDENS, DANIEL		0-1	0-0	0-0	0	3	3	4	0	1	0	3	1	22
05	JOHNSON JR, AVERY		2-7	2-5	2-2	0	1	1	2	8	1	1	0	2	22
24	SCHAFER, LAWSON		0-0	0-0	0-0	0	0	0	0	0	0	2	0	1	3
30	SMITH, GALIN		0-4	0-0	0-0	1	2	3	4	0	0	2	0	0	18
Team						2	2	4							
Totals			17-57	4-23	8-11	6	25	31	18	46	7	12	6	8	200

FG % 1st Half: 9-32 28.1% 2nd half: 8-25 32.0% Game: 17-57 29.8% Deadball Rebounds 1  
 3FG % 1st Half: 3-14 21.4% 2nd half: 1-9 11.1% Game: 4-23 17.4%  
 FT % 1st Half: 3-4 75.0% 2nd half: 5-7 71.4% Game: 8-11 72.7%

**Georgia 65 • 11-3, 2-1**

#	Player	Total		3-Ptr		Rebounds			PF	TP	A	TO	Blk	Stl	Min
		FG-FGA	FG-FGA	FT-FTA	Off Def Tot										
01	MATEN, Yante	f	9-19	4-7	4-6	4	7	11	1	26	3	0	1	0	35
13	WILRIDGE, ETorrion	f	0-2	0-1	0-0	1	1	2	0	0	3	0	1	0	12
20	HAMMONDS, Rayshaun	f	4-10	2-4	3-3	2	6	8	2	13	1	2	0	2	31
34	OGBEIDE, Derek	f	3-5	0-0	2-2	2	6	8	3	8	0	3	3	1	27
00	JACKSON II, William	g	0-8	0-8	1-2	1	2	3	3	1	5	1	0	4	28
02	HARRIS, Jordan		1-4	1-4	2-2	1	5	6	2	5	1	3	0	1	27
03	PARKER, Juwan		0-3	0-2	2-2	0	2	2	1	2	0	0	0	0	8
04	CRUMP, Tyree		0-1	0-1	1-2	0	0	0	0	1	0	0	0	0	1
05	DIATTA, Pape		0-0	0-0	0-0	0	0	0	0	0	0	0	0	0	1
10	HIGHTOWER, Teshaun		1-3	1-1	0-0	0	2	2	1	3	2	2	0	0	12
24	O'NEILL, Connor		0-0	0-0	0-0	0	0	0	0	0	0	0	0	0	1
30	KANTE, Isaac		0-0	0-0	0-0	0	0	0	0	0	0	0	0	0	1
32	EDWARDS, Mike		0-0	0-0	0-0	0	0	0	0	0	0	0	0	0	1
33	CLAXTON, Nicolas		2-3	1-1	1-2	1	3	4	3	6	0	0	0	0	15
Team						2	1	3							
Totals			20-58	9-29	16-21	14	35	49	16	65	15	13	5	8	200

FG % 1st Half: 15-31 48.4% 2nd half: 5-27 18.5% Game: 20-58 34.5% Deadball Rebounds 4,1  
 3FG % 1st Half: 8-16 50.0% 2nd half: 1-13 7.7% Game: 9-29 31.0%  
 FT % 1st Half: 6-7 85.7% 2nd half: 10-14 71.4% Game: 16-21 76.2%

Officials: Pat Adams, Wil Howard, Vladimir Voyard-Tadal  
 Technical fouls: Alabama-None. Georgia-None.  
 Attendance: 10523

Score by periods	1st	2nd	Total
Alabama	24	22	46
Georgia	44	21	65

Last FG - UA 2nd-00:45, UGA 2nd-02:25.  
 Largest lead - UA None, UGA by 24 2nd-08:58.  
 UA led for 00:00. UGA led for 39:32. Game was tied for 00:28.

## GAME 14

Official Basketball Box Score -- Game Totals -- Final Statistics  
**Alabama vs Vanderbilt**  
 01/02/18 6 p.m. at Nashville, Tenn. (Memorial Gym)

**Alabama 75 • 9-5, 1-1 SEC**

#	Player	Total		3-Ptr		Rebounds			PF	TP	A	TO	Blk	Stl	Min
		FG-FGA	FG-FGA	FT-FTA	Off Def Tot										
00	Hall, Donta	f	6-6	0-0	2-3	1	5	6	3	14	0	2	2	1	27
25	Key, Braxton	f	3-8	1-2	2-2	1	5	6	2	9	3	1	1	4	33
02	Sexton, Collin	g	8-14	1-2	7-7	0	3	3	4	24	5	2	0	3	30
12	Ingram, Dazon	g	2-4	0-1	5-6	0	6	6	1	9	2	2	3	0	29
23	Petty, John	g	1-6	0-3	0-0	0	1	1	0	2	1	1	0	1	28
04	Giddens, Daniel		1-2	0-0	3-4	0	1	1	4	5	1	0	0	1	12
05	Johnson Jr, Avery		2-4	2-3	0-0	0	2	2	1	6	0	1	0	0	19
10	Jones, Herbert		3-8	0-0	0-0	2	1	3	2	6	1	1	2	0	21
30	Smith, Galin		0-0	0-0	0-0	0	0	0	0	0	0	0	0	0	1
Team						0	3	3							
Totals			26-52	4-11	19-22	4	27	31	17	75	13	10	8	10	200

FG % 1st Half: 11-26 42.3% 2nd half: 15-26 57.7% Game: 26-52 50.0% Deadball Rebounds 1  
 3FG % 1st Half: 3-8 37.5% 2nd half: 1-3 33.3% Game: 4-11 36.4%  
 FT % 1st Half: 8-9 88.9% 2nd half: 11-13 84.6% Game: 19-22 86.4%

**Vanderbilt 76 • 6-8, 1-1 SEC**

#	Player		Total		3-Ptr		Rebounds			PF	TP	A	TO	Blk	Stl	Min
			FG-FGA	FG-FGA	FT-FTA	Off	Def	Tot								
11	ROBERSON, Jeff	f	5-11	2-2	5-6	0	5	5	3	17	2	2	0	2	34	
15	BROWN, Clevon	f	1-5	0-3	1-2	3	2	5	2	3	1	1	2	1	16	
00	LEE, Saben	g	7-14	2-4	7-9	1	0	1	1	23	2	3	0	3	27	
10	EVANS, Maxwell	g	2-7	1-6	4-5	0	1	1	1	9	1	2	0	0	24	
13	LACHANCE, Riley	g	3-5	2-3	2-2	0	2	2	2	10	5	3	0	0	30	
01	WILLIS, Payton		0-3	0-3	0-0	0	1	1	1	0	1	0	0	0	10	
02	TOYE, Joe		0-1	0-0	1-2	0	1	1	1	1	0	0	0	0	6	
05	FISHER-DAVIS,Matthe		4-7	3-4	0-0	2	3	5	3	11	0	1	0	1	29	
12	BAPTISTE, Djery		1-1	0-0	0-0	0	7	7	1	2	0	0	3	0	24	
	Team					3	2	5								
Totals			23-54	10-25	20-26	9	24	33	15	76	12	12	5	7	200	

## 2017-18 BOX SCORES

## GAME 17

Official Basketball Box Score -- Game Totals -- Final Statistics  
Alabama vs LSU  
01/13/18 7:31 PM at Maravich Center (Baton Rouge, La.)

Alabama 74 • 11-6 (3-2)

#	Player		Total		3-Ptr		Rebounds			PF	TP	A	TO	Blk	Stl	Min
			FG-FGA	FG-FGA	FT-FTA	Off	Def	Tot								
04	Giddens, Daniel	f	1-1	0-0	0-0	2	0	2	4	2	0	1	1	0	8	
25	Key, Braxton	f	3-8	0-2	0-0	0	4	4	2	6	2	2	0	1	24	
02	Sexton, Collin	g	4-16	1-5	6-6	2	5	7	5	15	3	9	1	0	34	
10	Jones, Herbert	g	2-4	1-1	0-0	3	3	6	1	5	0	2	0	2	25	
12	Ingram, Dazon	g	4-5	0-1	10-10	0	10	10	2	18	3	1	1	3	32	
03	Reese, Alex	g	4-6	1-3	0-0	1	2	3	2	9	0	2	0	1	11	
05	Johnson Jr, Avery	g	1-4	1-3	2-2	0	0	0	2	5	0	0	0	0	11	
23	Petty, John	g	2-8	2-7	0-0	0	0	1	1	6	0	1	0	1	26	
30	Smith, Galin	g	4-5	0-0	0-0	2	2	4	1	8	0	0	1	0	29	
	Team					2	1	3				1				

FG % 1st Half: 12-30 40.0% 2nd half: 13-27 48.1% Game: 25-57 43.9%  
3FG % 1st Half: 4-11 36.4% 2nd half: 2-11 18.2% Game: 6-22 27.3%  
FT % 1st Half: 4-4 100.0 2nd half: 14-14 100.0 Game: 18-18 100.0

Deadball  
Rebounds  
0

LSU 66 • 11-5 (2-2)

#	Player		Total		3-Ptr		Rebounds			PF	TP	A	TO	Blk	Stl	Min
			FG	FGA	FG	FGA	FT	FTA	Off							
01	Duop Reath	f	3-7	1-1	5-6	0	2	2	3	12	1	5	1	1	28	
21	Aaron Epps	f	5-7	2-3	2-2	2	2	4	2	14	2	0	1	2	29	
03	Tremont Waters	g	5-13	3-9	6-8	0	3	3	4	19	5	1	0	3	37	
04	Skylar Mays	g	2-7	1-3	1-2	1	2	3	3	6	3	1	0	0	26	
05	Daryl Edwards	g	2-6	0-3	0-0	0	0	0	1	4	1	1	0	1	22	
00	Brandon Sampson		2-5	0-3	3-4	0	3	3	1	7	0	3	0	2	20	
02	Brandon Rachal		0-1	0-0	0-0	2	2	4	3	0	0	2	1	1	19	
14	Randy Onwuasor		2-5	0-2	0-0	0	4	4	0	4	1	1	0	1	15	
44	Wayde Sims		0-1	0-1	0-0	0	0	0	0	0	0	0	0	0	4	
	Team					0	1	1	1							
	Totals		21-52	7-25	17-22	5	19	24	18	66	13	14	3	11	200	

FG % 1st Half: 11-31 35.5% 2nd half: 10-21 47.6% Game: 21-52 40.4%  
3FG % 1st Half: 4-17 23.5% 2nd half: 3-8 37.5% Game: 7-25 28.0%  
FT % 1st Half: 4-4 100.0 2nd half: 13-18 72.2% Game: 17-22 77.3%

Deadball  
Rebounds  
3,1

Officials: Olandis Poole, Peter Juzenas, Gerald Williams  
Technical fouls: Alabama-None. LSU-TEAM.  
Attendance: 13600  
5th largest crowd in the current PMAC configuration

Score by periods	1st	2nd	Total
Alabama	32	42	74
LSU	30	36	66

## GAME 19

Official Basketball Box Score -- Game Totals -- Final Statistics  
Mississippi State vs Alabama  
1/20/18 7:30 p.m. at Tuscaloosa, Ala. (Coleman Coliseum)

Mississippi State 62 • 14-5, 2-4

#	Player		Total		3-Ptr		Rebounds			PF	TP	A	TO	Blk	Stl	Min
			FG	FGA	FG	FGA	FT	FTA	Off							
24	Ado, Abdul	f	5-8	0-0	1-1	2	2	4	4	11	0	3	1	0	20	
35	Holman, Aric	f	3-5	1-1	4-5	2	8	10	3	11	0	1	0	0	28	
00	Weatherspoon, Nick	g	2-9	1-4	2-2	0	1	1	2	7	1	2	0	1	25	
11	Weatherspoon, Q		4-9	0-3	4-4	4	5	9	2	12	2	5	0	2	31	
23	Carter, Tyson	g	1-5	1-4	0-0	0	0	0	1	3	0	1	0	0	23	
01	Peters, Lamar		6-15	4-10	1-2	0	1	1	3	17	2	2	0	3	28	
02	Wright, Eli		0-1	0-0	0-0	0	2	2	2	0	0	0	0	0	12	
22	Feazell, KeyShawn		0-2	0-1	0-0	0	1	1	1	0	0	0	0	0	13	
45	Datcher, E.J.		0-2	0-0	1-2	1	4	5	2	1	0	1	0	1	20	
	Team					4	1	5								
Totals			21-56	7-23	13-16	13	25	38	20	62	5	16	1	7	200	

FG % 1st Half: 8-25 32.0% 2nd half: 13-31 41.9% Game: 21-56 37.5%  
3FG % 1st Half: 2-10 20.0% 2nd half: 5-13 38.5% Game: 7-23 30.4%  
FT % 1st Half: 4-6 66.7% 2nd half: 9-10 90.0% Game: 13-16 81.3%

Deadball  
Rebounds  
0

Alabama 68 • 13-6, 5-2

#	Player		Total		3-Ptr		Rebounds			PF	TP	A	TO	Blk	Stl	Min
			FG-FGA	FG-FGA	FT-FTA	Off	Def	Tot								
25	Key, Braxton	f	6-13	2-4	2-3	3	2	5	1	16	4	2	1	3	28	
04	Giddens, Daniel	c	5-7	0-0	3-6	3	1	4	4	13	1	0	3	1	22	
10	Jones, Herbert	g	3-8	0-1	0-0	2	3	5	1	6	0	1	1	0	30	
12	Ingram, Dazon	g	0-2	0-0	7-10	1	7	8	4	7	6	3	0	1	29	
23	Petty, John	g	3-11	2-7	1-2	1	3	4	2	9	4	2	0	1	35	
00	Hall, Donta		4-8	0-0	0-2	2	3	5	1	8	1	1	1	0	19	
03	Reese, Alex		1-4	0-2	0-0	0	2	2	0	2	0	0	0	1	12	
05	Johnson Jr, Avery		2-3	1-2	0-0	0	1	1	1	5	0	1	0	0	16	
30	Smith, Galin		1-4	0-0	0-0	2	1	3	3	2	0	1	0	0	9	
	Team					1	2	3								
Totals			25-60	5-16	13-23	15	25	40	17	68	16	11	6	7	200	

FG % 1st Half: 16-31 51.6% 2nd half: 9-29 31.0% Game: 25-60 41.7%  
3FG % 1st Half: 4-8 50.0% 2nd half: 1-8 12.5% Game: 5-16 31.3%  
FT % 1st Half: 5-11 45.5% 2nd half: 8-12 66.7% Game: 13-23 56.5%

Deadball  
Rebounds  
5

Officials: Tony Henderon, Owen Shortt, Gerald Williams  
Technical fouls: Mississippi State-None. Alabama-None.  
Attendance: 15383

Score by periods	1st	2nd	Total
Mississippi State	22	40	62
Alabama	41	27	68

Last FG - MS 2nd-00:22, UA 2nd-00:04.  
Largest lead - MS None, UA by 20 1st-01:10.  
MS led for 00:00. UA led for 38:19. Game was tied for 01:41.

Points	In	Off	2nd	Fast	Bench
MS	28	6	13	2	18
UA	38	19	20	4	17

Score tied - 3 times.  
Lead changed - 0 times.

## GAME 18

Official Basketball Box Score -- Game Totals -- Final Statistics  
Auburn vs Alabama  
1/17/18 6 p.m. CT at Tuscaloosa, Ala. (Coleman Coliseum)

Auburn 71 • 16-2, 4-1

#	Player	Total		3-Ptr		Rebounds			PF	TP	A	TO	Blk	Stl	Min
		FG-FGA	FG-FGA	FT-FTA	Off	Def	Tot								
13	MURRAY, Desean	f	3-6	0-1	5-6	6	4	10	2	11	1	2	0	0	24
24	MCLEMORE, Anfernee	f	2-8	0-2	2-2	1	1	2	2	6	0	0	0	1	15
01	HARPER, Jared	g	3-9	0-4	4-8	0	0	0	1	10	2	2	0	2	31
02	BROWN, Bryce		4-11	4-8	0-0	1	0	1	4	12	1	3	1	0	32
05	HERON, Mustapha	g	2-7	0-2	1-2	0	3	3	5	5	1	4	0	2	26
00	SPENCER, Horace		3-3	0-0	0-0	0	6	6	2	6	0	2	2	3	20
04	OKEKE, Chuma		3-7	2-5	2-4	2	4	6	2	10	0	0	1	0	21
10	MITCHELL, Davion		1-2	1-1	0-0	0	0	0	2	3	5	0	0	0	13
14	DUNBAR, Malik		3-8	2-3	0-0	0	3	3	1	8	1	1	0	1	18
	Team					2	2	4							
	Totals		24-61	9-26	14-22	12	23	35	21	71	11	14	4	9	200

FG % 1st Half: 12-34 35.3% 2nd half: 12-27 44.4% Game: 24-61 39.3%  
3FG % 1st Half: 7-15 46.7% 2nd half: 2-11 18.2% Game: 9-26 34.6%  
FT % 1st Half: 2-3 66.7% 2nd half: 12-19 63.2% Game: 14-22 63.6%

Deadball  
Rebounds  
4

Alabama 76 • 12-6, 4-2

#	Player		Total		3-Ptr		Rebounds			PF	TP	A	TO	Blk	Stl	Min
			FG-FGA	FG-FGA	FT-FTA	Off	Def	Tot								
25	Key, Braxton	f	1-3	0-1	2-2	1	8	9	1	4	3	3	1	1	31	
04	Giddens, Daniel	c	1-1	0-0	1-2	0	2	2	3	3	0	2	1	0	13	
10	Jones, Herbert	g	5-9	0-0	1-2	1	6	7	5	11	4	2	1	4	25	
12	Ingram, Dazon		3-10	0-1	10-13	0	3	3	3	16	2	5	0	2	35	
23	Petty, John	g	9-14	8-13	1-2	0	1	1	1	27	2	3	0	0	33	
00	Hall, Donta		1-1	0-0	0-0	1	4	5	0	2	0	0	1	1	15	
03	Reese, Alex		2-7	2-5	1-2	1	2	3	4	7	0	0	0	0	15	
05	Johnson Jr, Avery		1-4	0-3	0-0	0	1	1	3	2	1	1	1	0	15	
24	Schaffer, Lawson		0-0	0-0	0-0	0	0	0	0	0	0	0	0	0	1	
30	Smith, Galin		2-2	0-0	0-2	1	0	1	5	4	0	3	3	0	17	
	Team					3	2	5								
	Totals		25-51	10-23	16-25	8	29	37	25	76	12	19	8	8	200	

FG % 1st Half: 10-25 40.0% 2nd half: 15-26 57.7% Game: 25-51 49.0%  
3FG % 1st Half: 5-12 41.7% 2nd half: 5-11 45.5% Game: 10-23 43.5%  
FT % 1st Half: 5-6 83.3% 2nd half: 11-19 57.9% Game: 16-25 64.0%

Deadball  
Rebounds  
4

## 2017-18 BOX SCORES

## GAME 21

**Official Basketball Box Score -- Game Totals -- Final Statistics**  
**Oklahoma vs Alabama**  
**1/27/18 1:15 p.m. at Tuscaloosa, Ala. (Coleman Coliseum)**

**Oklahoma 73 • 15-5**

#	Player		Total	3-Ptr	Rebounds										
			FG-FGA	FG-FGA	FT-FTA	Off	Def	Tot	PF	TP	A	TO	Blk	Stl	Min
03	Lattin,Khadeem	f	8-11	0-0	2-2	4	3	7	3	18	0	0	2	1	28
35	Manek,Brady	f	5-13	1-7	1-1	4	5	9	3	12	2	1	0	0	28
00	James,Christian	g	3-9	2-7	0-0	1	5	6	4	8	0	2	0	1	32
01	Odomes,Rashard	g	6-12	0-0	3-4	4	3	7	2	15	1	0	0	1	23
11	Young,Trae	g	6-17	4-9	1-2	0	3	3	2	17	8	5	0	1	37
04	McNeace,Jamuni		0-0	0-0	0-0	0	0	0	2	0	0	1	1	0	9
05	Freeman,Matt		0-1	0-0	0-0	0	0	0	0	0	0	0	0	0	4
13	Shepherd,Jordan		0-2	0-1	0-0	0	0	0	1	0	1	1	0	0	12
14	Lazenby,Ty		0-0	0-0	0-0	0	0	0	0	0	0	0	0	0	3
20	McGusty,Kameron		1-4	1-3	0-0	0	2	2	1	3	0	2	0	0	13
21	Doolittle,Kristian		0-1	0-0	0-0	0	2	2	0	0	0	0	0	0	8
44	Polla,Hannes		0-1	0-0	0-0	0	0	0	0	0	0	0	0	0	3
Team						2	0	2				1			
Totals			29-71	8-27	7-9	15	23	38	18	73	12	13	3	4	200
FG % 1st Half: 14-36			38.9%	2nd Half: 15-35	42.9%	Game: 29-71			40.8%	Deadball					
3FG % 1st Half: 4-13			30.8%	2nd Half: 4-14	28.6%	Game: 8-27			29.6%	Rebounds					
FT % 1st Half: 3-4			75.0%	2nd Half: 4-5	80.0%	Game: 7-9			77.8%	1					

FG % 1st Half: 14-36 38.9% 2nd half: 15-35 42.9% Game: 29-71 40.8%  
 3FG % 1st Half: 4-13 30.8% 2nd half: 4-14 28.6% Game: 8-27 29.6%  
 FT % 1st Half: 3-4 75.0% 2nd half: 4-5 80.0% Game: 7-9 77.8%

**Alabama 80 • 14-7**

#	Player		Total		3-Ptr		Rebounds			PF	TP	A TO Blk Stl				Min
			FG-FGA	FG-FGA	FT-FTA	Off	Def	Tot	A			TO	Blk	Stl		
00	Hall, Donta	f	4-6	0-0	1-4	3	4	7	0	9	2	2	8	1	24	
25	Key, Braxton	f	3-9	2-5	3-4	1	4	5	1	11	2	1	0	2	29	
02	Sexton, Collin	g	8-14	1-4	1-2	0	3	3	3	18	2	3	0	0	32	
12	Ingram, Dazon	g	2-4	1-1	3-4	0	3	3	3	8	3	1	0	1	25	
23	Petty, John	g	3-4	3-4	0-0	0	3	3	0	9	1	4	0	1	23	
03	Reese, Alex		1-3	1-3	0-0	0	0	0	0	3	2	0	1	1	11	
04	Giddens, Daniel		2-2	0-0	0-1	2	7	9	1	4	0	3	2	0	17	
05	Johnson Jr., Avery		1-2	0-1	2-2	0	0	0	0	4	0	1	0	0	8	
10	Jones, Herbert		6-10	0-1	2-5	1	4	5	3	14	3	2	1	2	31	
Team						2	0	2								
Totals				30-54	8-19	12-22	9	28	37	11	80	15	17	12	8	200
FG % 1st Half: 16-31			51.6%	2nd half: 14-23	60.9%	Game: 30-54			55.6%	Deadball Rebounds 2						
3FG % 1st Half: 5-12			41.7%	2nd half: 3-7	42.9%	Game: 8-19			42.1%							
FT % 1st Half: 4-7			57.1%	2nd half: 8-15	53.3%	Game: 12-22			54.5%							

FG % 1st Half: 16-31 51.6% 2nd half: 14-23 60.9% Game: 30-54 55.6%  
 3FG % 1st Half: 5-12 41.7% 2nd half: 3-7 42.9% Game: 8-19 42.1%  
 FT % 1st Half: 4-7 57.1% 2nd half: 8-15 53.3% Game: 12-22 54.5%

Officials: Doug Simmons, Olandis Poole, Chuck Jones  
 Technical fouls: Oklahoma-None. Alabama-None.  
 Attendance: 15383  
 Big 12/SEC Challenge

Score by periods	1st	2nd	Total
Oklahoma	35	38	73
Alabama	41	39	80

Points	In	Off	2nd	Fast	Bench
OU	40	18	22	0	3
UA	42	18	11	12	25

Score tied - 2 times.  
 Lead changed - 10 times.

Last FG - OU 2nd-00:00, UA 2nd-01:59.  
 Largest lead - OU by 5 2nd-11:12, UA by 13 1st-07:04.  
 OU led for 07:25, UA led for 30:15. Game was tied for 02:20.

## GAME 23

**Official Basketball Box Score -- Game Totals -- Final Statistics**  
**Alabama vs Florida**  
**2/3/18 4 p.m. at Exactech Arena - Gainesville, Fla.**

**Alabama 68 • 15-8, 6-4 SEC**

#	Player	Total			3-Ptr			Rebounds			PF	TP	A	TO	Blk	Stl	Min
		FG-FGA	FG-FGA	FT-FTA	Off	Def	Tot										
00	Hall, Donta	f	7-7	0-0	0-0	4	7	11	2	14	0	3	1	1	7	28	
04	Giddens, Daniel	f	0-2	0-0	0-0	0	0	0	1	0	0	1	0	0	0	8	
02	Sexton, Collin	g	7-15	2-5	1-2	2	6	8	2	17	6	3	1	2	31	31	
12	Ingram, Dazon	g	4-7	0-1	0-3	0	7	7	1	8	1	4	0	1	1	32	
23	Petty, John	g	0-2	0-2	0-0	0	3	3	1	0	1	2	0	0	0	18	
05	Johnson Jr, Avery		4-8	1-2	1-3	2	0	2	1	10	2	0	0	2	21	21	
10	Jones, Herbert		2-4	0-0	2-2	0	1	1	3	6	0	2	1	0	0	23	
25	Key, Braxton		5-7	1-3	2-2	1	4	5	1	13	2	3	1	0	34	34	
30	Smith, Galin		0-0	0-0	0-0	0	0	0	0	0	0	1	0	0	0	6	
Team						2	4	6									
Totals			29-52	4-13	6-12	11	32	43	12	68	12	19	4	6	200		
FG % 1st Half: 11-21		52.4%	2nd half: 18-31	58.1%	Game: 29-52		55.8%										200
FT % 1st Half: 3-7		42.9%	2nd half: 1-6	16.7%	Game: 4-10		40.0%										Rebounds
FT % 1st Half: 2-4		50.0%	2nd half: 4-8	50.0%	Game: 6-12		50.0%										2

FG % 1st Half: 11-21 52.4% 2nd half: 18-31 58.1% Game: 29-52 55.8%  
 3FG % 1st Half: 3-7 42.9% 2nd half: 1-6 16.7% Game: 4-13 30.8%  
 FT % 1st Half: 2-4 50.0% 2nd half: 4-8 50.0% Game: 6-12 50.0%

**Florida 50 • 15-8, 6-4 SEC**

#	Player		Total		3-Ptr	Rebounds			PF	TP	A	TO	Blk	Stl	Min	
			FG-FGA	FG-FGA	FT-FTA	Off	Def	Tot								
25	Stone, Keith	f	4-9	1-3	3-4	2	3	5	1	12	1	2	0	1	30	
03	Hudson, Jalen	g	3-10	0-4	0-0	0	1	1	2	6	0	5	1	0	30	
04	Koulechov, Egor	g	5-10	1-4	0-0	0	2	2	1	11	0	2	0	1	28	
05	Allen, KeVaughn	g	5-12	3-7	3-3	0	4	4	1	16	3	1	0	3	33	
11	Chiozza, Chris	g	2-9	0-3	0-1	0	2	2	3	4	2	1	4	35		
00	Okauru, Mike		0-3	0-2	1-2	1	0	1	2	1	0	0	0	2	11	
12	Gak, Gorjok		0-0	0-0	0-0	1	1	2	0	0	0	0	0	0	4	
13	Hayes, Kevarrius		0-2	0-0	0-1	3	2	5	3	0	0	0	1	1	17	
21	Bassett, Dontay		0-0	0-0	0-0	1	1	2	0	0	0	0	0	0	5	
24	Ballard, Deaundrae		0-2	0-1	0-0	0	0	0	0	0	1	0	0	0	7	
Team						1	0	1								
Totals				19-57	5-24	7-11	9	16	25	13	50	9	12	3	12	200
FG % 1st Half: 12-26			46.2%	2nd half: 7-31	22.6%	Game: 19-57			33.3%	Deadball Rebounds						
3FG % 1st Half: 3-11			27.3%	2nd half: 2-13	15.4%	Game: 5-24			20.8%	1						
FT % 1st Half: 9-9			66.7%	2nd half: 1-2	50.0%	Game: 7-11			63.6%							

FG % 1st Half: 12-26 46.2% 2nd half: 7-31 22.6% Game: 19-57 33.3%  
 3FG % 1st Half: 3-11 27.3% 2nd half: 2-13 15.4% Game: 5-24 20.8%  
 FT % 1st Half: 6-9 66.7% 2nd half: 1-2 50.0% Game: 7-11 63.6%

Officials: Olandis Poole, Peter Juzenas, Tim Gattis  
 Technical fouls: Alabama-None. Florida-None.  
 Attendance: 10845

Score by periods	1st	2nd	Total
Alabama	27	41	68
Florida	33	17	50

Points	In	Off	2nd	Fast	Bench
UA	46	15	14	10	10
UF	46	18	11	8	29

Score tied - 4 times.  
 Lead changed - 5 times.

Last FG - UA 2nd-01:48, UF 2nd-05:56.  
 Largest lead - UA by 18 2nd-01:48, UF by 10 1st-07:47.  
 UA led for 13:45, UF led for 23:06. Game was tied for 03:09.

## GAME 22

**Official Basketball Box Score -- Game Totals -- Final Statistics**  
**Missouri vs Alabama**  
**1/31/18 8:05 p.m. at Tuscaloosa, Ala. (Coleman Coliseum)**

**Missouri 69 • 14-8, 4-5**

#	Player		Total		3-Ftr	Rebounds			PF	TP	A TO Blk Stl				Min	
			FG-FGA	FG-FGA	FT-FTA	Off	Def	Tot			A	TO	Blk	Stl		
21	BARNETT, Jordan	f	3-7	2-4	0-0	0	2	2	3	8	0	2	0	1	30	
23	TILMON, Jeremiah	f	6-6	0-0	0-1	0	3	3	5	12	1	3	1	0	14	
24	PURYEAR, Kevin	f	0-5	0-3	2-2	4	2	6	3	2	1	3	0	0	34	
03	ROBERTSON, Kassius		6-10	4-8	6-7	0	4	4	1	22	4	4	0	0	39	
33	VANLEER, Cullen	g	1-4	1-4	0-0	0	2	2	3	3	2	1	0	2	27	
10	RAU, Brett		0-0	0-0	0-0	0	0	0	0	0	0	0	0	0	0+	
11	PORTER, Jontay		6-9	1-3	0-0	0	3	3	4	13	1	2	0	0	18	
14	NIKKO, Reed		2-3	0-0	0-1	0	2	2	4	4	0	2	1	0	11	
15	GEIST, Jordan		1-3	1-1	2-4	0	9	9	2	5	4	0	0	0	27	
Team						2	4	6								
Totals				25-47	9-23	10-15	6	31	37	25	69	13	19	2	3	200
FG % 1st Half: 14-25			56.0%	2nd half: 11-22	50.0%	Game: 25-47			53.2%	Deadball						
3FG % 1st Half: 5-11			45.5%	2nd half: 4-12	33.3%	Game: 9-23			39.1%	Rebounds						
FT % 1st Half: 2-3			66.7%	2nd half: 8-12	66.7%	Game: 10-15			66.7%	1						

FG % 1st Half: 14-25 56.0% 2nd half: 11-22 50.0% Game: 25-47 53.2%  
 3FG % 1st Half: 5-11 45.5% 2nd half: 4-12 33.3% Game: 9-23 39.1%  
 FT % 1st Half: 2-3 66.7% 2nd half: 8-12 66.7% Game: 10-15 66.7%

**Alabama 60 • 14-8, 5-4**

#	Player		Total			Rebounds					PF	TP	A			Min
			FG-FGA	3-Ptr	FT-FTA	Off	Def	Tot	To	Blk			Stl			
00	Hall, Donta	f	2-5	0-0	5-8	1	3	4	2	9	0	2	0	1	23	
25	Key, Braxton	f	0-1	0-1	1-2	1	2	3	2	1	2	0	1	1	23	
02	Sexton, Collin	g	7-16	3-7	6-10	1	3	4	23	2	1	0	1	33		
12	Ingram, Dazon	g	3-6	1-2	3-5	0	4	4	3	10	1	0	1	1	33	
23	Petty, John	g	1-6	0-5	3-3	0	1	1	0	5	1	1	0	1	28	
03	Reese, Alex		1-3	1-3	2-2	0	2	2	0	5	0	0	0	1	9	
04	Giddens, Daniel		1-3	0-0	1-2	0	0	0	4	3	0	2	1	1	14	
05	Johnson Jr., Avery		1-3	0-0	0	0	0	0	0	2	0	0	0	0	7	
10	Jones, Hermon		0-1	0-0	1-2	2	2	4	0	0	0	0	0	0	19	
24	Schaffer, Lawson		0-0	0-0	0-0	0	0	0	0	0	0	0	0	0	1	
30	Smith, Galin		1-1	0-0	0-0	1	2	3	2	2	0	0	0	0	10	
	Team					1	1	2				1				
	Totals		17-48	5-20	21-32	7	20	27	19	60	6	11	3	7	200	



## 2017-18 BOX SCORES

## GAME 25

Official Basketball Box Score -- Game Totals -- Final Statistics  
Tennessee vs Alabama  
2/10/18 5 p.m. CT at Tuscaloosa, Ala. (Coleman Coliseum)

Tennessee 50 • 18-6, 8-4

#	Player	Total		3-Ptr		Rebounds			PF	TP	A TO Blk Stl				Min
		FG-FGA	FG-FGA	FT-FTA	Off Def Tot	PF	TP	A TO Blk Stl							
02	Williams, Grant	f	5-12	0-1	6-7	4	0	4	2	16	1	1	1	0	24
05	Schofield, Admiral	f	2-8	1-3	2-4	0	7	7	1	7	0	2	0	1	23
11	Alexander, Kyle	f	1-3	0-0	0-0	1	3	4	2	2	0	0	0	0	14
00	Bone, Jordan	g	1-5	0-1	0-0	0	0	0	0	2	2	1	0	1	14
23	Bowden, Jordan	g	2-10	1-4	0-0	1	0	1	3	5	1	1	0	1	27
01	Turner, Lamonte	g	1-4	1-3	2-3	0	1	1	1	5	1	3	0	1	24
03	Daniel, James	g	1-5	1-4	0-0	1	1	2	1	3	1	1	0	0	13
10	Fulkerson, John	g	0-1	0-0	1-2	0	2	2	1	1	0	0	0	0	13
13	Johnson, Jalen	g	1-3	0-1	0-0	0	2	2	0	2	0	0	1	0	17
15	Walker, Derrick	g	2-3	0-0	0-0	3	4	7	3	4	0	1	2	0	15
32	Darrington, Chris	g	0-3	0-0	3-4	0	0	0	2	3	0	1	0	0	8
35	Pons, Yves	g	0-1	0-0	0-0	1	0	1	0	0	1	1	0	0	8
Team					2	2	4				1				
Totals			16-58	4-17	14-20	13	22	35	16	50	7	13	4	4	200

FG % 1st Half: 9-29 31.0% 2nd half: 7-29 24.1% Game: 16-58 27.6%  
3FG % 1st Half: 4-10 40.0% 2nd half: 0-7 0.0% Game: 4-17 23.5%  
FT % 1st Half: 5-6 83.3% 2nd half: 9-14 64.3% Game: 14-20 70.0%

Alabama 78 • 16-9, 7-5

#	Player	Total		3-Ptr		Rebounds			PF	TP	A TO Blk Stl				Min
		FG-FGA	FG-FGA	FT-FTA	Off Def Tot	PF	TP	A TO Blk Stl							
00	Hall, Donta	f	8-10	0-0	1-4	3	8	11	3	17	1	0	3	2	27
04	Giddens, Daniel	c	1-2	0-0	0-0	2	4	6	4	2	0	2	0	2	14
02	Sexton, Collin	g	6-10	1-3	3-4	0	5	5	1	16	4	2	0	0	24
12	Ingram, Dazon	g	3-5	0-1	0-0	0	4	4	2	6	2	1	0	1	25
23	Petty, John	g	4-7	3-4	3-4	1	1	2	0	14	4	2	2	0	27
03	Reese, Alex	g	2-3	0-1	0-0	0	1	1	3	4	0	1	0	0	12
05	Johnson Jr., Avery	g	0-4	0-1	2-2	1	1	2	3	2	1	2	0	0	16
10	Jones, Herbert	g	3-7	1-2	0-0	0	2	2	0	7	2	0	0	3	17
15	Barnes, Tyler	g	0-0	0-0	0-2	0	0	0	0	0	0	0	0	0	2
25	Key, Braxton	g	4-7	0-2	0-1	1	3	4	0	8	1	1	0	0	24
30	Smith, Galin	g	1-1	0-0	0-1	0	0	0	0	2	0	0	2	0	12
Team					0	3	3								
Totals			32-56	5-14	9-18	8	32	40	16	78	15	11	7	8	200

FG % 1st Half: 16-29 55.2% 2nd half: 16-27 59.3% Game: 32-56 57.1%  
3FG % 1st Half: 2-7 28.6% 2nd half: 3-7 42.9% Game: 5-14 35.7%  
FT % 1st Half: 3-5 60.0% 2nd half: 6-13 46.2% Game: 9-18 50.0%

Officials: Joe Lindsey, William Covington, Garrick Shannon  
Technical fouls: Tennessee-None. Alabama-None.  
Attendance: 15383

Score by periods	1st	2nd	Total
Tennessee	27	23	50
Alabama	37	41	78

Last FG - UT 2nd-01:27, UA 2nd-02:46.  
Largest lead - UT None, UA by 28 2nd-05:24.  
UT led for 00:00, UA led for 39:19. Game was tied for 00:41.

Points	In	Off	2nd	Fast	Bench
UT	18	10	8	0	18
UA	50	15	11	12	23

Score tied - 1 time.  
Lead changed - 0 times.

## GAME 27

Official Basketball Box Score -- Game Totals -- Final Statistics  
Alabama vs Kentucky  
2/17/18 2 p.m. at Rupp Arena - Lexington, KY

Alabama 71 • 17-10, 8-6

#	Player	Total		3-Ptr		Rebounds			PF	TP	A TO Blk Stl				Min
		FG-FGA	FG-FGA	FT-FTA	Off Def Tot	PF	TP	A TO Blk Stl							
00	Hall, Donta	f	7-8	0-0	2-5	3	3	6	3	16	0	0	2	0	30
04	Giddens, Daniel	f	1-1	0-0	0-1	1	0	1	2	2	0	3	0	0	15
02	Sexton, Collin	g	4-11	0-4	4-4	0	2	2	5	12	3	2	0	0	29
12	Ingram, Dazon	g	4-7	1-2	0-0	2	1	3	3	9	2	1	0	0	33
23	Petty, John	g	3-11	3-10	4-4	0	1	1	1	13	3	3	0	1	29
03	Reese, Alex	g	3-7	2-4	2-2	0	4	4	3	10	0	2	1	1	15
05	Johnson Jr., Avery	g	1-2	0-0	0-0	0	0	0	0	2	2	0	0	0	9
10	Jones, Herbert	g	1-3	0-1	0-1	1	3	4	2	2	0	1	0	0	17
24	Schaffer, Lawson	g	0-0	0-0	0-0	0	0	0	0	0	0	0	0	0	0+
25	Key, Braxton	g	2-5	0-3	1-4	2	2	4	3	5	1	1	0	1	19
30	Smith, Galin	g	0-0	0-0	0-0	0	0	0	0	0	0	0	0	0	4
Team					0	2	2								
Totals			26-55	6-24	13-21	9	18	27	22	71	11	13	3	3	200

FG % 1st Half: 12-28 42.9% 2nd half: 14-27 51.9% Game: 26-55 47.3%  
3FG % 1st Half: 4-15 26.7% 2nd half: 2-9 22.2% Game: 6-24 25.0%  
FT % 1st Half: 6-10 60.0% 2nd half: 7-11 63.6% Game: 13-21 61.9%

Kentucky 81 • 18-9, 7-7

#	Player	Total		3-Ptr		Rebounds			PF	TP	A TO Blk Stl				Min
		FG-FGA	FG-FGA	FT-FTA	Off Def Tot	PF	TP	A TO Blk Stl							
04	Richards, Nick	f	3-4	0-0	4-4	2	2	4	3	10	0	0	1	0	21
05	Knox, Kevin	f	4-10	1-3	4-4	3	2	5	3	13	1	0	0	0	25
32	Gabriel, Wenyen	f	2-6	1-4	0-2	1	6	7	4	5	0	4	1	1	18
03	Diallo, Hamidou	g	3-9	0-1	2-2	1	3	4	1	8	0	1	0	0	15
22	Gilgeous-Alexander	g	2-10	0-1	2-2	2	2	4	0	6	4	1	0	3	38
00	Green, Quade	g	5-6	2-2	0-1	2	0	2	3	12	4	0	0	1	31
01	Killelea-Jones, Sacha	g	0-0	0-0	0-0	1	1	2	1	0	0	1	0	0	5
02	Vanderbilt, Jarred	g	4-10	0-0	3-4	5	4	9	2	11	0	1	2	0	19
25	Washington, PJ	g	5-9	0-0	6-9	2	3	5	2	16	1	5	0	0	28
Team					1	1	2								
Totals			28-64	4-11	21-28	20	24	44	19	81	10	13	4	5	200

FG % 1st Half: 14-31 45.2% 2nd half: 14-33 42.4% Game: 28-64 43.8%  
3FG % 1st Half: 2-5 40.0% 2nd half: 2-6 33.3% Game: 4-11 36.4%  
FT % 1st Half: 9-10 90.0% 2nd half: 12-18 66.7% Game: 21-28 75.0%

Officials: Karl Hess, Jeffery Clark, Todd Austin  
Technical fouls: Alabama-None. Kentucky-None.  
Attendance: 23220

Score by periods	1st	2nd	Total
Alabama	34	37	71
Kentucky	39	42	81

Last FG - UA 2nd-00:32, UK 2nd-01:26.  
Largest lead - UA by 3 1st-19:21, UK by 11 2nd-00:44.  
UA led for 04:25, UK led for 31:12. Game was tied for 04:23.

Score tied - 8 times.  
Lead changed - 15 times.

Points	In	Off	2nd	Fast	Bench
UA	32	18	8	11	6
UK	40	18	20	6	39

## GAME 26

Official Basketball Box Score -- Game Totals -- Final Statistics  
LSU vs Alabama  
2/13/18 8 p.m. CT at Tuscaloosa, Ala. (Coleman Coliseum)

LSU 65 • 14-11, 5-8

#	Player	Total		3-Ptr		Rebounds			PF	TP	A TO Blk Stl				Min
		FG-FGA	FG-FGA	FT-FTA	Off Def Tot	PF	TP	A TO Blk Stl							
01	Reath, Duop	f	2-7	1-1	0-2	2	3	5	1	5	0	2	2	0	27
21	Epps, Aaron	f	2-8	0-4	0-0	1	3	4	4	4	0	2	1	0	30
04	Waters, Tremont	g	2-12	1-6	0-0	0	1	1	3	5	4	1	0	4	25
03	Mays, Skylar	g	3-7	2-5	5-5	2	7	9	3	13	3	0	0	1	36
05	Edwards, Daryl	g	8-10	3-3	2-4	0	3	3	2	21	1	2	0	3	33
00	Sampson, Brandon	g	2-3	1-2	0-0	0	4	4	3	5	1	3	0	1	16
02	Rachal, Brandon	g	1-4	0-0	1-2	2	1	3	1	3	0	0	0	1	8
12	Graves, Marshall	g	0-0	0-0	0-0	0	0	0	0	0	1	0	0	0	3
14	Onwuasor, Randy	g	1-3	1-2	4-4	1	1	2	7	0	2	0	1	1	15
44	Sims, Wayne	g	1-2	0-0	0-0	0	0	0	4	2	0	2	0	0	7
Team					1	1	2								
Totals			22-56	9-23	12-17	9	24	33	23	65	10	14	3	11	200

FG % 1st Half: 11-31 35.5% 2nd half: 11-25 44.0% Game: 22-56 39.3%  
3FG % 1st Half: 3-10 30.0% 2nd half: 6-13 46.2% Game: 9-23 39.1%  
FT % 1st Half: 5-8 62.5% 2nd half: 7-9 77.8% Game: 12-17 70.6%

Alabama 80 • 17-9, 8-5

#	Player		Total		3-Ptr		Rebounds			PF	TP	A				Min
			FG-FGA	FG-FGA	FT-FTA	Off	Def	Tot	To			Blk	Stl			
00	Hall, Donta	f	8-10	0-0	4-7	2	6	8	1	20	0	1	2	2	25	
04	Giddens, Daniel	c	1-1	0-0	2-2	0	4	4	4	4	1	0	0	0	13	
02	Sexton, Collin	g	5-11	2-5	3-6	0	0	0	4	15	6	3	0	1	22	
12	Ingram, Dazon	g	2-5	2-3	1-2	0	2	2	0	7	3	0	0	0	25	
23	Petty, John	g	4-5	3-3	0-0	0	5	5	1	11	1	3	0	0	29	
03	Reese, Alex		1-2	1-2	2-2	0	2	2	0	5	0	2	0	0	11	
10	Johnson Jr., Avery		0-2	0-1	2-2	0	0	0	2	2	2	1	0	0	15	
05	Jones, Herbert		1-4	0-3	0-0	2	2	4	4	2	3	0	1	1	22	
16	Barnes, Tyler		0-0	0-0	0-0	0	0	0	0	0	0	0	0	0	1	
24	Schaffer, Lawson		0-1	0-1	0-0	0	0	0	0	0	0	1	0	0	3	
25	Key, Braxton		4-7	2-3	2-2	0	7	7	0	12	1	1	0	0	26	
30	Smith, Galin		1-1	0-0	0-0	0	0	0	0	2	0	1	1	0	8	
	Team					0	0	0								
	Totals		27-49	14-24	16-23	4	28	32	16	80	17	14	4	4	200	
	FG % 1st Half:	13-25	52.0%	2nd half:	10-21	58.3%	Game:	27-49	55.1%						Deadball	
3FG	% 1st Half:	6-13	46.2%	2nd half:	4-8	50.0%	Game:	10-21	47.6%						Rebounds	
FT	% 1st Half:	7-11	63.6%	2nd half:	9-12	75.0%	Game:	16-23	69.6%						1	

## 2017-18 CUME STATS

**2017-18 Alabama Basketball**  
**Alabama Combined Team Statistics (as of Feb 21, 2018)**  
**All games**

<b>RECORD:</b>	<b>OVERALL</b>	<b>HOME</b>	<b>AWAY</b>	<b>NEUTRAL</b>
ALL GAMES	17-11	12-3	2-7	3-1
CONFERENCE	8-7	6-1	2-6	0-0
NON-CONFERENCE	9-4	6-2	0-1	3-1

#	Player	gp-gs	min	avg	Total		3-Point		F-Throw		Rebounds				pf	dq	a	to	blk	stl	pts	avg
					fg-fga	fg%	3fg-fga	3fg%	ft-fa	ft%	off	def	tot	avg								
02	Sexton, Collin	25-24	730	29.2	144-326	.442	33-99	.333	138-177	.780	24	67	91	3.6	62	3	85	63	3	24	459	18.4
00	Hall, Donta	27-24	641	23.7	130-173	.751	0-0	.000	48-85	.565	61	129	190	7.0	48	0	15	37	64	19	308	11.4
23	Petty, John	28-26	804	28.7	100-254	.394	71-195	.364	27-40	.675	8	60	68	2.4	23	0	57	60	8	15	298	10.6
12	Ingram, Dazon	27-25	778	28.8	75-174	.431	11-43	.256	107-149	.718	18	136	154	5.7	69	2	74	59	9	24	268	9.9
25	Key, Braxton	18-12	459	25.5	46-112	.411	11-43	.256	23-34	.676	25	71	96	5.3	31	0	36	33	7	20	126	7.0
01	Norris, Riley	9-3	166	18.4	16-37	.432	6-20	.300	5-8	.625	6	16	22	2.4	19	0	6	5	0	4	43	4.8
10	Jones, Herbert	28-8	614	21.9	52-123	.423	7-23	.304	21-40	.525	25	75	100	3.6	74	4	41	46	18	35	132	4.7
05	Johnson Jr, Avery	28-0	409	14.6	43-115	.374	18-56	.321	24-30	.800	9	22	31	1.1	48	1	23	17	1	15	128	4.6
04	Giddens, Daniel	28-18	386	13.8	50-86	.581	0-0	.000	23-40	.575	20	53	73	2.6	83	2	7	30	31	11	123	4.4
03	Reese, Alex	24-0	273	11.4	36-88	.409	18-57	.316	8-10	.800	16	50	66	2.8	27	0	7	16	5	13	98	4.1
30	Smith, Galin	26-0	274	10.5	27-46	.587	0-0	.000	6-22	.273	23	24	47	1.8	42	2	2	18	18	1	60	2.3
33	Fuller, Landon	2-0	5	2.5	1-1	1.000	1-1	1.000	0-0	.000	0	0	0	0.0	0	0	0	0	0	0	3	1.5
24	Schaffer, Lawson	10-0	34	3.4	3-7	.429	2-6	.333	0-0	.000	0	0	0	0.0	4	0	7	6	0	3	8	0.8
15	Barnes, Tyler	3-0	4	1.3	0-1	.000	0-1	.000	0-2	.000	0	0	0	0.0	0	0	0	0	0	0	0	0.0
Team											33	41	74		1			5				
Total.....		28	5577		723-1543	.469	178-544	.327	430-637	.675	268	744	1012	36.1	531	14	360	395	164	184	2054	73.4
Opponents.....		28	5600		674-1654	.407	192-609	.315	403-591	.682	331	679	1010	36.1	553	9	324	377	98	188	1943	69.4

<b>TEAM STATISTICS</b>	<b>UA</b>	<b>OPP</b>
SCORING	2054	1943
Points per game	73.4	69.4
Scoring margin	+4.0	-
FIELD GOALS-ATT	723-1543	674-1654
Field goal pct	.469	.407
3 POINT FG-ATT	178-544	192-609
3-point FG pct	.327	.315
3-pt FG made per game	6.4	6.9
FREE THROWS-ATT	430-637	403-591
Free throw pct	.675	.682
F-Throws made per game	15.4	14.4
REBOUNDS	1012	1010
Rebounds per game	36.1	36.1
Rebounding margin	+0.1	-
ASSISTS	360	324
Assists per game	12.9	11.6
TURNOVERS	395	377
Turnovers per game	14.1	13.5
Turnover margin	-0.6	-
Assist/turnover ratio	0.9	0.9
STEALS	184	188
Steals per game	6.6	6.7
BLOCKS	164	98
Blocks per game	5.9	3.5
ATTENDANCE	199975	119412
Home games-Avg/Game	15-13332	9-11852
Neutral site-Avg/Game	-	4-3186

<b>Score by Periods</b>	<b>1st</b>	<b>2nd</b>	<b>Totals</b>
Alabama	983	1071	2054
Opponents	951	992	1943

<b>Date</b>	<b>Opponent</b>		<b>Score</b>	<b>Att.</b>
11/10/17	vs Memphis	w	82-70	3238
11/14/17	LIPSCOMB	w	86-64	12325
11/17/17	ALABAMA A&M	w	104-67	11948
11/21/17	UT ARLINGTON	w	77-76	11737
11/24/17	vs BYU	w	71-59	1240
11/25/17	vs Minnesota	L	84-89	3469
11/29/17	LOUISIANA TECH	w	77-74	12062
12/3/17	UCF	L	62-65	13534
12/6/17	RHODE ISLAND	w	68-64	12807
12/9/17	at Arizona	L	82-88	14644
12/19/17	vs Mercer	w	80-79	4799
12/22/17	TEXAS	L	50-66	16146
* 12/30/17	TEXAS A&M	w	79-57	14218
* 1/2/18	at Vanderbilt	L	75-76	9519
* 1/6/18	at Georgia	L	46-65	10523
* 1/9/18	SOUTH CAROLINA	w	76-62	10909
* 1/13/18	at LSU	w	74-66	13600
* 1/17/18	AUBURN	w	76-71	15383
* 1/20/18	MISSISSIPPI STATE	w	68-62	15383
* 1/23/18	at Ole Miss	L	66-78	8099
1/27/18	OKLAHOMA	w	80-73	15383
* 1/31/18	MISSOURI	L	60-69	11603
* 2/3/18	at Florida	w	68-50	10845
* 2/6/18	at Mississippi State	L	63-67	7095
* 2/10/18	TENNESSEE	w	78-50	15383
* 2/13/18	LSU	w	80-65	11154
* 2/17/18	at Kentucky	L	71-81	23220
* 02/21/18	at Auburn	L	71-90	9121

\* - Conference game

## 2017-18 SEC STATS

**2017-18 Alabama Basketball**  
**Alabama Combined Team Statistics (as of Feb 21, 2018)**  
**Conference games only**

<b>RECORD:</b>	<b>OVERALL</b>	<b>HOME</b>	<b>AWAY</b>	<b>NEUTRAL</b>
ALL GAMES	8-7	6-1	2-6	0-0
CONFERENCE	8-7	6-1	2-6	0-0
NON-CONFERENCE	0-0	0-0	0-0	0-0

##	Player	gp-gs	min	avg	Total		3-Point		F-Throw		Rebounds				pf	dq	a	to	blk	stl	pts	avg
					fg-fga	fg%	3fg-fga	3fg%	ft-fa	ft%	off	def	tot	avg								
02	Sexton, Collin	13-12	373	28.7	70-170	.412	16-57	.281	60-76	.789	10	38	48	3.7	35	2	45	36	3	10	216	16.6
00	Hall, Donta	14-11	330	23.6	70-90	.778	0-0	.000	26-48	.542	30	63	93	6.6	25	0	4	16	24	12	166	11.9
12	Ingram, Dazon	14-13	386	27.6	36-81	.444	6-24	.250	51-67	.761	6	65	71	5.1	32	0	34	29	5	13	129	9.2
23	Petty, John	15-13	423	28.2	42-121	.347	33-97	.340	17-20	.850	4	31	35	2.3	13	0	31	27	5	8	134	8.9
25	Key, Braxton	15-9	388	25.9	42-93	.452	9-34	.265	20-30	.667	22	61	83	5.5	29	0	31	27	6	16	113	7.5
05	Johnson Jr, Avery	15-0	241	16.1	25-66	.379	12-35	.343	15-18	.833	5	14	19	1.3	28	1	14	9	1	8	77	5.1
10	Jones, Herbert	15-6	336	22.4	29-72	.403	4-16	.250	4-11	.364	17	39	56	3.7	36	2	18	21	13	16	66	4.4
03	Reese, Alex	13-0	127	9.8	19-48	.396	11-31	.355	7-8	.875	4	26	30	2.3	17	0	1	8	1	6	56	4.3
04	Giddens, Daniel	15-11	214	14.3	24-40	.600	0-0	.000	16-23	.696	10	20	30	2.0	49	1	4	16	12	8	64	4.3
30	Smith, Galin	15-0	166	11.1	15-25	.600	0-0	.000	0-6	.000	11	12	23	1.5	21	1	1	12	11	0	30	2.0
15	Barnes, Tyler	3-0	4	1.3	0-1	.000	0-1	.000	0-2	.000	0	0	0	0.0	0	0	0	0	0	0	0	0.0
24	Schaffer, Lawson	7-0	12	1.7	0-2	.000	0-2	.000	0-0	.000	0	0	0	0.0	1	0	1	3	0	1	0	0.0
Team											15	22	37					4				
Total.....		15	3000		372-809	.460	91-297	.306	216-309	.699	134	391	525	35.0	286	7	184	208	81	98	1051	70.1
Opponents.....		15	3000		338-857	.394	102-335	.304	231-321	.720	175	361	536	35.7	276	3	164	194	55	110	1009	67.3

<b>TEAM STATISTICS</b>	<b>UA</b>	<b>OPP</b>	<b>Date</b>	<b>Opponent</b>	<b>Score</b>	<b>Att.</b>
SCORING	1051	1009	* 12/30/17	TEXAS A&M	W 79-57	14218
Points per game	70.1	67.3	* 1/2/18	at Vanderbilt	L 75-76	9519
Scoring margin	+2.8	-	* 1/6/18	at Georgia	L 46-65	10523
FIELD GOALS-ATT	372-809	338-857	* 1/9/18	SOUTH CAROLINA	W 76-62	10909
Field goal pct	.460	.394	* 1/13/18	at LSU	W 74-66	13600
3 POINT FG-ATT	91-297	102-335	* 1/17/18	AUBURN	W 76-71	15383
3-point FG pct	.306	.304	* 1/20/18	MISSISSIPPI STATE	W 68-62	15383
3-pt FG made per game	6.1	6.8	* 1/23/18	at Ole Miss	L 66-78	8099
FREE THROWS-ATT	216-309	231-321	* 1/31/18	MISSOURI	L 60-69	11603
Free throw pct	.699	.720	* 2/3/18	at Florida	W 68-50	10845
F-Throws made per game	14.4	15.4	* 2/6/18	at Mississippi State	L 63-67	7095
REBOUNDS	525	536	* 2/10/18	TENNESSEE	W 78-50	15383
Rebounds per game	35.0	35.7	* 2/13/18	LSU	W 80-65	11154
Rebounding margin	-0.7	-	* 2/17/18	at Kentucky	L 71-81	23220
ASSISTS	184	164	* 02/21/18	at Auburn	L 71-90	9121
Assists per game	12.3	10.9	* - Conference game			
TURNOVERS	208	194				
Turnovers per game	13.9	12.9				
Turnover margin	-0.9	-				
Assist/turnover ratio	0.9	0.8				
STEALS	98	110				
Steals per game	6.5	7.3				
BLOCKS	81	55				
Blocks per game	5.4	3.7				
ATTENDANCE	94033	92022				
Home games-Avg/Game	7-13433	8-11503				
Neutral site-Avg/Game	-	0-0				

<b>Score by Periods</b>	<b>1st</b>	<b>2nd</b>	<b>Totals</b>
Alabama	499	552	1051
Opponents	508	501	1009



## 2017-18 TEAM STATS

**2017-18 Alabama Basketball**  
**Alabama Overall Team Statistics (as of Feb 21, 2018)**  
**All games**

<b>TEAM STATISTICS</b>	<b>UA</b>	<b>OPP</b>
SCORING	2054	1943
Points per game	73.4	69.4
Scoring margin	+4.0	-
FIELD GOALS-ATT	723-1543	674-1654
Field goal pct	.469	.407
3 POINT FG-ATT	178-544	192-609
3-point FG pct	.327	.315
3-pt FG made per game	6.4	6.9
FREE THROWS-ATT	430-637	403-591
Free throw pct	.675	.682
F-Throws made per game	15.4	14.4
REBOUNDS	1012	1010
Rebounds per game	36.1	36.1
Rebounding margin	+0.1	-
ASSISTS	360	324
Assists per game	12.9	11.6
TURNOVERS	395	377
Turnovers per game	14.1	13.5
Turnover margin	-0.6	-
Assist/turnover ratio	0.9	0.9
STEALS	184	188
Steals per game	6.6	6.7
BLOCKS	164	98
Blocks per game	5.9	3.5
WINNING STREAK	0	-
Home win streak	2	-
ATTENDANCE	199975	119412
Home games-Avg/Game	15-13332	9-11852
Neutral site-Avg/Game	-	4-3186

<b>Score by Periods</b>	<b>1st</b>	<b>2nd</b>	<b>Totals</b>
Alabama	983	1071	2054
Opponents	951	992	1943

## 2017-18 POINTS-REBOUNDS-ASSISTS

**2017-18 Alabama Basketball**  
**Alabama Points-Rebounds-Assists (as of Feb 21, 2018)**  
**All games**

Opponent	Date	Score	00 HALL,DONTA	01 NORRIS,RIL	02 SEXTON,COL	03 REESE,ALEX	04 GIDDENS,DA	05 JOHNSON JR	10 JONES,HERB
vs Memphis	11/10/17	82-70	w	11-11-3	DNP	DNP	8-9-3	0-1-0	13-2-0
LIPSCOMB	11/14/17	86-64	w	10-5-3	DNP	22-1-5	4-9-0	3-5-0	9-0-1
ALABAMA A&M	11/17/17	104-67	w	8-6-0	DNP	25-4-5	9-8-1	2-1-1	0-4-5
UT ARLINGTON	11/21/17	77-76	w	8-5-0	5-3-1	29-1-4	0-0-0	4-1-0	8-1-1
vs BYU	11/24/17	71-59	w	14-9-0	4-3-1	10-7-3	0-2-0	8-2-1	3-0-0
vs Minnesota	11/25/17	84-89	L	8-7-0	13-2-0	40-6-5	0-0-0	0-2-1	2-2-0
LOUISIANA TECH	11/29/17	77-74	w	15-7-0	4-4-1	22-5-3	2-3-0	0-2-0	2-1-1
UCF	12/3/17	62-65	L	20-4-1	4-3-1	7-4-3	3-1-0	4-3-0	2-0-0
RHODE ISLAND	12/6/17	68-64	w	13-14-2	2-2-1	11-4-0	DNP	12-6-0	4-0-0
at Arizona	12/9/17	82-88	L	15-12-0	6-2-1	30-0-2	DNP	8-2-0	0-0-1
vs Mercer	12/19/17	80-79	w	9-6-0	5-3-0	21-3-4	10-2-0	4-3-0	2-1-0
TEXAS	12/22/17	50-66	L	2-4-0	0-0-0	8-5-4	3-2-0	10-6-0	2-1-0
TEXAS A&M	12/30/17	79-57	w	17-6-1	DNP	16-3-2	0-1-0	2-2-0	2-3-0
at Vanderbilt	1/2/18	75-76	L	14-6-0	DNP	24-3-5	DNP	5-1-1	6-2-0
at Georgia	1/6/18	46-65	L	7-6-0	DNP	23-2-3	0-3-0	0-3-1	8-1-1
SOUTH CAROLINA	1/9/18	76-62	w	13-7-0	DNP	5-2-4	0-0-0	11-1-0	10-2-2
at LSU	1/13/18	74-66	w	DNP	DNP	15-7-3	9-3-0	2-2-0	5-0-0
AUBURN	1/17/18	76-71	w	2-5-0	DNP	DNP	7-3-0	3-2-0	2-1-1
MISSISSIPPI STATE	1/20/18	68-62	w	8-5-1	DNP	DNP	2-2-0	13-4-1	5-1-0
at Ole Miss	1/23/18	66-78	L	14-7-0	DNP	7-2-2	8-4-0	6-1-0	2-1-1
OKLAHOMA	1/27/18	80-73	w	9-7-2	DNP	18-3-2	3-0-2	4-9-0	4-0-0
MISSOURI	1/31/18	60-69	L	9-4-0	DNP	23-4-2	5-2-0	3-0-0	2-0-0
at Florida	2/3/18	68-50	w	14-11-0	DNP	17-8-6	DNP	0-0-0	10-2-2
at Mississippi State	2/6/18	63-67	L	8-6-0	DNP	18-5-3	0-0-0	11-2-0	9-2-0
TENNESSEE	2/10/18	78-50	w	17-11-1	DNP	16-5-4	4-1-0	2-6-0	2-2-1
LSU	2/13/18	80-65	w	20-8-0	DNP	15-0-6	5-2-0	4-4-1	2-0-2
at Kentucky	2/17/18	71-81	L	16-6-0	DNP	12-2-3	10-4-0	2-1-0	2-0-2
at Auburn	02/21/18	71-90	L	7-5-1	DNP	25-5-2	6-5-1	0-1-0	10-2-2

Opponent	Date	Score	12 INGRAM,DAZ	15 BARNES,TYL	23 PETTY,JOHN	24 SCHAFFER,L	25 KEY,BRAXTO	30 SMITH,GALI	33 FULLER,LAN
vs Memphis	11/10/17	82-70	w	20-5-5	DNP	11-1-2	5-0-2	DNP	2-2-0
LIPSCOMB	11/14/17	86-64	w	13-7-5	DNP	14-6-3	0-0-0	DNP	5-4-0
ALABAMA A&M	11/17/17	104-67	w	10-6-4	DNP	30-4-1	3-0-4	DNP	7-3-1
UT ARLINGTON	11/21/17	77-76	w	6-4-1	DNP	8-2-2	DNP	DNP	2-0-0
vs BYU	11/24/17	71-59	w	13-3-3	DNP	16-1-1	DNP	DNP	0-0-0
vs Minnesota	11/25/17	84-89	L	4-2-3	DNP	5-2-0	DNP	DNP	10-8-0
LOUISIANA TECH	11/29/17	77-74	w	22-9-0	DNP	2-3-4	DNP	DNP	2-3-0
UCF	12/3/17	62-65	L	6-7-4	DNP	12-0-1	DNP	DNP	0-3-0
RHODE ISLAND	12/6/17	68-64	w	10-14-2	DNP	12-2-4	DNP	DNP	0-0-0
at Arizona	12/9/17	82-88	L	10-7-6	DNP	13-3-3	DNP	DNP	0-0-0
vs Mercer	12/19/17	80-79	w	11-8-1	DNP	18-4-3	DNP	0-4-2	DNP
TEXAS	12/22/17	50-66	L	6-8-3	DNP	14-2-1	DNP	2-4-1	2-1-0
TEXAS A&M	12/30/17	79-57	w	16-6-3	0-0-0	18-4-3	0-0-1	2-6-2	2-1-0
at Vanderbilt	1/2/18	75-76	L	9-6-2	DNP	2-1-1	DNP	9-6-3	0-0-0
at Georgia	1/6/18	46-65	L	DNP	DNP	3-0-1	0-0-0	1-5-1	0-3-0
SOUTH CAROLINA	1/9/18	76-62	w	4-3-2	DNP	15-4-3	DNP	7-6-5	6-4-0
at LSU	1/13/18	74-66	w	18-10-3	DNP	6-1-0	DNP	6-4-2	8-4-0
AUBURN	1/17/18	76-71	w	16-3-2	DNP	27-1-2	0-0-0	4-9-3	4-1-0
MISSISSIPPI STATE	1/20/18	68-62	w	7-8-6	DNP	9-4-4	DNP	16-5-4	2-3-0
at Ole Miss	1/23/18	66-78	L	10-8-5	DNP	3-2-3	DNP	7-5-3	2-1-0
OKLAHOMA	1/27/18	80-73	w	8-3-3	DNP	9-3-1	DNP	11-5-2	DNP
MISSOURI	1/31/18	60-69	L	10-4-1	DNP	5-1-1	0-0-0	1-3-1	2-3-0
at Florida	2/3/18	68-50	w	8-7-1	DNP	0-3-1	DNP	13-5-2	0-0-0
at Mississippi State	2/6/18	63-67	L	0-1-0	DNP	5-4-0	DNP	11-6-1	0-2-0
TENNESSEE	2/10/18	78-50	w	6-4-2	0-0-0	14-2-4	DNP	8-4-1	2-0-0
LSU	2/13/18	80-65	w	7-2-3	0-0-0	11-5-1	0-0-0	12-7-1	2-0-0
at Kentucky	2/17/18	71-81	L	9-3-2	DNP	13-1-3	0-0-0	5-4-1	0-0-0
at Auburn	02/21/18	71-90	L	9-6-2	DNP	3-2-4	0-0-0	11-8-1	0-1-1

## 2017-18 TEAM GAME-BY-GAME

**2017-18 Alabama Basketball**  
**Alabama Team Game-by-Game (as of Feb 21, 2018)**  
**All games**

## TEAM STATISTICS

Opponent	Date	Score		Total		3-Pointers		Free throws		Rebounds				pf	a	t/o	blk	stl	pts	avg
				fg-fga	pct	3fg-fga	pct	ft-fa	pct	off	def	tot	avg							
vs Memphis	11/10/17	82-70	W	26-57	.456	11-27	.407	19-28	.679	13	27	40	40.0	30	16	16	7	8	82	82.0
LIPSCOMB	11/14/17	86-64	W	34-57	.596	6-18	.333	12-32	.375	5	35	40	40.0	17	17	13	10	9	86	84.0
ALABAMA A&M	11/17/17	104-67	W	40-63	.635	16-27	.593	8-15	.533	13	34	47	42.3	20	25	15	6	3	104	90.7
UT ARLINGTON	11/21/17	77-76	W	27-53	.509	8-25	.320	15-24	.625	6	22	28	38.8	13	12	14	4	9	77	87.2
vs BYU	11/24/17	71-59	W	27-55	.491	5-13	.385	12-16	.750	8	26	34	37.8	19	12	9	6	6	71	84.0
vs Minnesota	11/25/17	84-89	L	27-58	.466	7-18	.389	23-32	.719	13	23	36	37.5	20	9	13	6	4	84	84.0
LOUISIANA TECH	11/29/17	77-74	W	24-54	.444	2-9	.222	27-37	.730	11	32	43	38.3	21	10	18	6	8	77	83.0
UCF	12/3/17	62-65	L	22-51	.431	3-13	.231	15-23	.652	8	20	28	37.0	16	14	15	8	8	62	80.4
RHODE ISLAND	12/6/17	68-64	W	21-47	.447	2-11	.182	24-39	.615	13	37	50	38.4	16	10	24	5	4	68	79.0
at Arizona	12/9/17	82-88	L	24-62	.387	10-24	.417	24-28	.857	9	21	30	37.6	27	15	8	2	5	82	79.3
vs Mercer	12/19/17	80-79	W	28-62	.452	6-28	.214	18-23	.783	14	23	37	37.5	21	12	13	8	6	80	79.4
TEXAS	12/22/17	50-66	L	21-61	.344	3-15	.200	5-9	.556	12	25	37	37.5	14	9	12	3	8	50	76.9
TEXAS A&M	12/30/17	79-57	W	26-58	.448	7-24	.292	20-24	.833	10	32	42	37.8	20	14	12	9	7	79	77.1
at Vanderbilt	1/2/18	75-76	L	26-52	.500	4-11	.364	19-22	.864	4	27	31	37.4	17	13	10	8	10	75	76.9
at Georgia	1/6/18	46-65	L	17-57	.298	4-23	.174	8-11	.727	6	25	31	36.9	18	7	12	6	8	46	74.9
SOUTH CAROLINA	1/9/18	76-62	W	30-51	.588	7-17	.412	9-14	.643	9	26	35	36.8	19	18	16	7	8	76	74.9
at LSU	1/13/18	74-66	W	25-57	.439	6-22	.273	18-18	1.000	12	28	40	37.0	20	8	19	4	8	74	74.9
AUBURN	1/17/18	76-71	W	25-51	.490	10-23	.435	16-25	.640	8	29	37	37.0	25	12	19	8	8	76	74.9
MISSISSIPPI STATE	1/20/18	68-62	W	25-60	.417	5-16	.313	13-23	.565	15	25	40	37.2	17	16	11	6	7	68	74.6
at Ole Miss	1/23/18	66-78	L	25-62	.403	6-21	.286	10-14	.714	16	20	36	37.1	21	17	11	2	6	66	74.2
OKLAHOMA	1/27/18	80-73	W	30-54	.556	8-19	.421	12-22	.545	9	28	37	37.1	11	15	17	12	8	80	74.4
MISSOURI	1/31/18	60-69	L	17-48	.354	5-20	.250	21-32	.656	7	20	27	36.6	19	6	11	3	7	60	73.8
at Florida	2/3/18	68-50	W	29-52	.558	4-13	.308	6-12	.500	11	32	43	36.9	12	12	19	4	6	68	73.5
at Mississippi State	2/6/18	63-67	L	18-49	.367	3-22	.136	24-30	.800	9	20	29	36.6	23	4	13	5	4	63	73.1
TENNESSEE	2/10/18	78-50	W	32-56	.571	5-14	.357	9-18	.500	8	32	40	36.7	16	15	11	7	8	78	73.3
LSU	2/13/18	80-65	W	27-49	.551	10-21	.476	16-23	.696	4	28	32	36.5	16	17	14	4	4	80	73.5
at Kentucky	2/17/18	71-81	L	26-55	.473	6-24	.250	13-21	.619	9	18	27	36.2	22	11	13	3	3	71	73.4
at Auburn	02/21/18	71-90	L	24-52	.462	9-26	.346	14-22	.636	6	29	35	36.1	21	14	17	5	4	71	73.4
Alabama		2054		723-1543	.469	178-544	.327	430-637	.675	268	744	1012	36.1	531	360	395	164	184	2054	73.4
Opponents		1943		674-1654	.407	192-609	.315	403-591	.682	331	679	1010	36.1	553	324	377	98	188	1943	69.4

Games played: 28  
Points/game: 73.4  
FG Pct: 46.9  
3FG Pct: 32.7  
FT Pct: 67.5

Rebounds/game: 36.1  
Assists/game: 12.9  
Turnovers/game: 14.1  
Assist/turnover ratio: 0.9  
Steals/game: 6.6  
Blocks/game: 5.9



## 2017-18 OPPONENT GAME-BY-GAME

**2017-18 Alabama Basketball**  
**Alabama Opponent Game-by-Game (as of Feb 21, 2018)**  
**All games**

## OPPONENT STATISTICS

Opponent	Date	Score		Total		3-Pointers		Free throws		Rebounds				pf	a	t/o	blk	stl	pts	avg
				fg-fga	pct	3fg-fga	pct	ft-fa	pct	off	def	tot	avg							
vs Memphis	11/10/17	82-70	W	23-60	.383	2-17	.118	22-36	.611	19	24	43	43.0	22	7	17	3	7	70	70.0
LIPSCOMB	11/14/17	86-64	W	23-70	.329	7-27	.259	11-19	.579	16	31	47	45.0	23	10	16	4	5	64	67.0
ALABAMA A&M	11/17/17	104-67	W	25-58	.431	8-15	.533	9-24	.375	8	15	23	37.7	11	10	10	0	7	67	67.0
UT ARLINGTON	11/21/17	77-76	W	31-60	.517	10-21	.476	4-7	.571	8	25	33	36.5	23	19	18	1	3	76	69.2
vs BYU	11/24/17	71-59	W	22-59	.373	4-17	.235	11-21	.524	13	21	34	36.0	21	15	11	3	3	59	67.2
vs Minnesota	11/25/17	84-89	L	30-66	.455	8-19	.421	21-27	.778	17	23	40	36.7	25	16	12	6	7	89	70.8
LOUISIANA TECH	11/29/17	77-74	W	24-65	.369	4-23	.174	22-30	.733	12	24	36	36.6	29	8	14	2	8	74	71.3
UCF	12/3/17	62-65	L	25-52	.481	7-15	.467	8-15	.533	10	27	37	36.6	19	15	20	3	8	65	70.5
RHODE ISLAND	12/6/17	68-64	W	25-71	.352	7-23	.304	7-11	.636	11	20	31	36.0	29	7	12	6	13	64	69.8
at Arizona	12/9/17	82-88	L	29-56	.518	8-16	.500	22-35	.629	12	31	43	36.7	21	17	12	3	2	88	71.6
vs Mercer	12/19/17	80-79	W	26-55	.473	10-28	.357	17-22	.773	9	23	32	36.3	21	14	16	0	7	79	72.3
TEXAS	12/22/17	50-66	L	24-54	.444	7-26	.269	11-14	.786	6	31	37	36.3	15	10	12	9	4	66	71.8
TEXAS A&M	12/30/17	79-57	W	21-69	.304	2-20	.100	13-20	.650	20	23	43	36.8	19	9	12	2	7	57	70.6
at Vanderbilt	1/2/18	75-76	L	23-54	.426	10-25	.400	20-26	.769	9	24	33	36.6	15	12	12	5	7	76	71.0
at Georgia	1/6/18	46-65	L	20-58	.345	9-29	.310	16-21	.762	14	35	49	37.4	16	15	13	5	8	65	70.6
SOUTH CAROLINA	1/9/18	76-62	W	19-53	.358	5-15	.333	19-25	.760	11	17	28	36.8	16	8	13	2	3	62	70.1
at LSU	1/13/18	74-66	W	21-52	.404	7-25	.280	17-22	.773	5	19	24	36.1	18	13	14	3	11	66	69.8
AUBURN	1/17/18	76-71	W	24-61	.393	9-26	.346	14-22	.636	12	23	35	36.0	21	11	14	4	9	71	69.9
MISSISSIPPI STATE	1/20/18	68-62	W	21-56	.375	7-23	.304	13-16	.813	13	25	38	36.1	20	5	16	1	7	62	69.5
at Ole Miss	1/23/18	66-78	L	26-52	.500	8-21	.381	18-24	.750	10	25	35	36.0	17	13	10	4	5	78	69.9
OKLAHOMA	1/27/18	80-73	W	29-71	.408	8-27	.296	7-9	.778	15	23	38	36.1	18	12	13	3	4	73	70.0
MISSOURI	1/31/18	60-69	L	25-47	.532	9-23	.391	10-15	.667	6	31	37	36.2	25	13	19	2	3	69	70.0
at Florida	2/3/18	68-50	W	19-57	.333	5-24	.208	7-11	.636	9	16	25	35.7	13	9	12	3	12	50	69.1
at Mississippi State	2/6/18	63-67	L	24-52	.462	2-19	.105	17-28	.607	10	26	36	35.7	22	10	10	7	4	67	69.0
TENNESSEE	2/10/18	78-50	W	16-58	.276	4-17	.235	14-20	.700	13	22	35	35.7	16	7	13	4	4	50	68.3
LSU	2/13/18	80-65	W	22-56	.393	9-23	.391	12-17	.706	9	24	33	35.6	23	10	14	3	11	65	68.2
at Kentucky	2/17/18	71-81	L	28-64	.438	4-11	.364	21-28	.750	20	24	44	35.9	19	10	13	4	5	81	68.6
at Auburn	02/21/18	71-90	L	29-68	.426	12-34	.353	20-26	.769	14	27	41	36.1	16	19	9	6	14	90	69.4
Opponents		1943		674-1654	.407	192-609	.315	403-591	.682	331	679	1010	36.1	553	324	377	98	188	1943	69.4
Alabama		2054		723-1543	.469	178-544	.327	430-637	.675	268	744	1012	36.1	531	360	395	164	184	2054	73.4

Games played: 28  
Points/game: 69.4  
FG Pct: 40.7  
3FG Pct: 31.5  
FT Pct: 68.2

Rebounds/game: 36.1  
Assists/game: 11.6  
Turnovers/game: 13.5  
Assist/turnover ratio: 0.9  
Steals/game: 6.7  
Blocks/game: 3.5

## 2017-18 GAME COMPARISON

**2017-18 Alabama Basketball**  
Alabama Team Game-by-Game Comparison (as of Feb 21, 2018)  
**All games**

Opponent	1st	2nd	Score	Mar	Total FG	FG Pct	3-Pointers	3FG Pct	Free Throws	FT Pct	Rebounds	Assist	T/Over	Block	Steal	Fouls
Memphis	38/36	44/34	82-70	+12	26-57/23-60	.456/.383	11-27/2-17	.407/.118	19-28/22-36	.679/.611	40/43 (3)	16/7	16/17	7/3	8/7	30/22
LIPSCOMB	38/31	48/33	86-64	+22	34-57/23-70	.596/.329	6-18/7-27	.333/.259	12-32/11-19	.375/.579	40/47 (7)	17/10	13/16	10/4	9/5	17/23
ALABAMA A&M	51/22	53/45	104-67	+37	40-63/25-58	.635/.431	16-27/8-15	.593/.533	8-15/9-24	.533/.375	47/23 +24	25/10	15/10	6/0	3/7	20/11
UT ARLINGTON	41/46	36/30	77-76	+1	27-53/31-60	.509/.517	8-25/10-21	.320/.476	15-24/4-7	.625/.571	28/33 (5)	12/19	14/18	4/1	9/3	13/23
BYU	42/31	29/28	71-59	+12	27-55/22-59	.491/.373	5-13/4-17	.385/.235	12-16/11-21	.750/.524	34/34 -	12/15	9/11	6/3	6/3	19/21
Minnesota	29/41	55/48	84-89	(5)	27-58/30-66	.466/.455	7-18/8-19	.389/.421	23-32/21-27	.719/.778	36/40 (4)	9/16	13/12	6/6	4/7	20/25
LOUISIANA TECH	37/38	40/36	77-74	+3	24-54/24-65	.444/.369	2-9/4-23	.222/.174	27-37/22-30	.730/.733	43/36 +7	10/8	18/14	6/2	8/8	21/29
UCF	36/30	26/35	62-65	(3)	22-51/25-52	.431/.481	3-13/7-15	.231/.467	15-23/8-15	.652/.533	28/37 (9)	14/15	15/20	8/3	8/8	16/19
RHODE ISLAND	32/25	36/39	68-64	+4	21-47/25-71	.447/.352	2-11/7-23	.182/.304	24-39/7-11	.615/.636	50/31 +19	10/7	24/12	5/6	4/13	16/29
Arizona	40/38	42/50	82-88	(6)	24-62/29-56	.387/.518	10-24/8-16	.417/.500	24-28/22-35	.857/.629	30/43 (13)	15/17	8/12	2/3	5/2	27/21
Mercer	31/35	49/44	80-79	+1	28-62/26-55	.452/.473	6-28/10-28	.214/.357	18-23/17-22	.783/.773	37/32 +5	12/14	13/16	8/0	6/7	21/21
TEXAS	28/35	22/31	50-66	(16)	21-61/24-54	.344/.444	3-15/7-26	.200/.269	5-9/11-14	.556/.786	37/37 -	9/10	12/12	3/9	8/4	14/15
TEXAS A&M	35/28	44/29	79-57	+22	26-58/21-69	.448/.304	7-24/2-20	.292/.100	20-24/13-20	.833/.650	42/43 (1)	14/9	12/12	9/2	7/7	20/19
Vanderbilt	33/43	42/33	75-76	(1)	26-52/23-54	.500/.426	4-11/10-25	.364/.400	19-22/20-26	.864/.769	31/33 (2)	13/12	10/12	8/5	10/7	17/15
Georgia	24/44	22/21	46-65	(19)	17-57/20-58	.298/.345	4-23/9-29	.174/.310	8-11/16-21	.727/.762	31/49 (18)	7/15	12/13	6/5	8/8	18/16
SOUTH CAROLINA	40/33	36/29	76-62	+14	30-51/19-53	.588/.358	7-17/5-15	.412/.333	9-14/19-25	.643/.760	35/28 +7	18/8	16/13	7/2	8/3	19/16
LSU	32/30	42/36	74-66	+8	25-57/21-52	.439/.404	6-22/7-25	.273/.280	18-18/17-22	1000/.773	40/24 +16	8/13	19/14	4/3	8/11	20/18
AUBURN	30/33	46/38	76-71	+5	25-51/24-61	.490/.393	10-23/9-26	.435/.346	16-25/14-22	.640/.636	37/35 +2	12/11	19/14	8/4	8/9	25/21
MISSISSIPPI STATE	41/22	27/40	68-62	+6	25-60/21-56	.417/.375	5-16/7-23	.313/.304	13-23/13-16	.565/.813	40/38 +2	16/5	11/16	6/1	7/7	17/20
Ole Miss	31/41	35/37	66-78	(12)	25-62/26-52	.403/.500	6-21/8-21	.286/.381	10-14/18-24	.714/.750	36/35 +1	17/13	11/10	2/4	6/5	21/17
OKLAHOMA	41/35	39/38	80-73	+7	30-54/29-71	.556/.408	8-19/8-27	.421/.296	12-22/7-9	.545/.778	37/38 (1)	15/12	17/13	12/3	8/4	11/18
MISSOURI	33/35	27/34	60-69	(9)	17-48/25-47	.354/.532	5-20/9-23	.250/.391	21-32/10-15	.656/.667	27/37 (10)	6/13	11/19	3/2	7/3	19/25
Florida	27/33	41/17	68-50	+18	29-52/19-57	.558/.333	4-13/5-24	.308/.208	6-12/7-11	.500/.636	43/25 +18	12/9	19/12	4/3	6/12	12/13
Mississippi State	28/30	35/37	63-67	(4)	18-49/24-52	.367/.462	3-22/2-19	.136/.105	24-30/17-28	.800/.607	29/36 (7)	4/10	13/10	5/7	4/4	23/22
TENNESSEE	37/27	41/23	78-50	+28	32-56/16-58	.571/.276	5-14/4-17	.357/.235	9-18/14-20	.500/.700	40/35 +5	15/7	11/13	7/4	8/4	16/16
LSU	39/30	41/35	80-65	+15	27-49/22-56	.551/.393	10-21/9-23	.476/.391	16-23/12-17	.696/.706	32/33 (1)	17/10	14/14	4/3	4/11	16/23
Kentucky	34/39	37/42	71-81	(10)	26-55/28-64	.473/.438	6-24/4-11	.250/.364	13-21/21-28	.619/.750	27/44 (17)	11/10	13/13	3/4	3/5	22/19
Auburn	35/40	36/50	71-90	(19)	24-52/29-68	.462/.426	9-26/12-34	.346/.353	14-22/20-26	.636/.769	35/41 (6)	14/19	17/9	5/6	4/14	21/16

Note: Game totals are displayed in the format TEAM/OPPONENT for each category

## 2017-18 ALABAMA GAME HIGHS

**2017-18 Alabama Basketball**  
**Alabama Team High/Low Analysis (as of Feb 21, 2018)**  
**All games**

**Alabama - TEAM GAME HIGHS**

POINTS	104	ALABAMA A&M (11/17/17)
	86	LIPSCOMB (11/14/17)
	84	vs Minnesota (11/25/17)
	82	at Arizona (12/9/17)
	82	vs Memphis (11/10/17)
FIELD GOALS MADE	40	ALABAMA A&M (11/17/17)
	34	LIPSCOMB (11/14/17)
FIELD GOAL ATTEMPTS	63	ALABAMA A&M (11/17/17)
	62	at Ole Miss (1/23/18)
	62	vs Mercer (12/19/17)
	62	at Arizona (12/9/17)
FIELD GOAL PERCENTAGE	.635 (40-63)	ALABAMA A&M (11/17/17)
	.596 (34-57)	LIPSCOMB (11/14/17)
3 PT FIELD GOALS MADE	16	ALABAMA A&M (11/17/17)
	11	vs Memphis (11/10/17)
3 PT FG ATTEMPTS	28	vs Mercer (12/19/17)
	27	ALABAMA A&M (11/17/17)
	27	vs Memphis (11/10/17)
3 PT FG PERCENTAGE	.593 (16-27)	ALABAMA A&M (11/17/17)
	.476 (10-21)	LSU (2/13/18)
FREE THROWS MADE	27	LOUISIANA TECH (11/29/17)
	24	at Mississippi State (2/6/18)
	24	at Arizona (12/9/17)
	24	RHODE ISLAND (12/6/17)
FREE THROW ATTEMPTS	39	RHODE ISLAND (12/6/17)
	37	LOUISIANA TECH (11/29/17)
FREE THROW PERCENTAGE	1.000 (18-18)	at LSU (1/13/18)
	.864 (19-22)	at Vanderbilt (1/2/18)
REBOUNDS	50	RHODE ISLAND (12/6/17)
	47	ALABAMA A&M (11/17/17)
ASSISTS	25	ALABAMA A&M (11/17/17)
	18	SOUTH CAROLINA (1/9/18)
STEALS	10	at Vanderbilt (1/2/18)
	9	UT ARLINGTON (11/21/17)
	9	LIPSCOMB (11/14/17)
BLOCKED SHOTS	12	OKLAHOMA (1/27/18)
	10	LIPSCOMB (11/14/17)
TURNOVERS	24	RHODE ISLAND (12/6/17)
	19	at Florida (2/3/18)
	19	AUBURN (1/17/18)
	19	at LSU (1/13/18)
FOULS	30	vs Memphis (11/10/17)
	27	at Arizona (12/9/17)



## 2017-18 OPPONENT GAME HIGHS

**2017-18 Alabama Basketball**  
**Alabama High/Low Analysis (as of Feb 21, 2018)**  
**All games**

**Opponent - GAME HIGHS**

POINTS	90	at Auburn (02/21/18)
	89	vs Minnesota (11/25/17)
	88	at Arizona (12/9/17)
	81	at Kentucky (2/17/18)
	79	vs Mercer (12/19/17)
FIELD GOALS MADE	31	UT ARLINGTON (11/21/17)
	30	vs Minnesota (11/25/17)
FIELD GOAL ATTEMPTS	71	OKLAHOMA (1/27/18)
	71	RHODE ISLAND (12/6/17)
FIELD GOAL PERCENTAGE	.532 (25-47)	MISSOURI (1/31/18)
	.518 (29-56)	at Arizona (12/9/17)
3 PT FIELD GOALS MADE	12	at Auburn (02/21/18)
	10	at Vanderbilt (1/2/18)
	10	vs Mercer (12/19/17)
	10	UT ARLINGTON (11/21/17)
3 PT FG ATTEMPTS	34	at Auburn (02/21/18)
	29	at Georgia (1/6/18)
3 PT FG PERCENTAGE	.533 (8-15)	ALABAMA A&M (11/17/17)
	.500 (8-16)	at Arizona (12/9/17)
FREE THROWS MADE	22	at Arizona (12/9/17)
	22	LOUISIANA TECH (11/29/17)
	22	vs Memphis (11/10/17)
FREE THROW ATTEMPTS	36	vs Memphis (11/10/17)
	35	at Arizona (12/9/17)
FREE THROW PERCENTAGE	.813 (13-16)	MISSISSIPPI STATE (1/20/18)
	.786 (11-14)	TEXAS (12/22/17)
REBOUNDS	49	at Georgia (1/6/18)
	47	LIPSCOMB (11/14/17)
ASSISTS	19	at Auburn (02/21/18)
	19	UT ARLINGTON (11/21/17)
STEALS	14	at Auburn (02/21/18)
	13	RHODE ISLAND (12/6/17)
BLOCKED SHOTS	9	TEXAS (12/22/17)
	7	at Mississippi State (2/6/18)
TURNOVERS	20	UCF (12/3/17)
	19	MISSOURI (1/31/18)
FOULS	29	RHODE ISLAND (12/6/17)
	29	LOUISIANA TECH (11/29/17)

## 2017-18 ALABAMA GAME LOWS

**2017-18 Alabama Basketball**  
**Alabama High/Low Analysis (as of Feb 21, 2018)**  
**All games**

**Alabama - GAME LOWS**

POINTS	46	at Georgia (1/6/18)
	50	TEXAS (12/22/17)
	60	MISSOURI (1/31/18)
	62	UCF (12/3/17)
	63	at Mississippi State (2/6/18)
FIELD GOALS MADE	17	at Georgia (1/6/18)
	17	MISSOURI (1/31/18)
FIELD GOAL ATTEMPTS	47	RHODE ISLAND (12/6/17)
	48	MISSOURI (1/31/18)
FIELD GOAL PERCENTAGE	.298 (17-57)	at Georgia (1/6/18)
	.344 (21-61)	TEXAS (12/22/17)
3 PT FIELD GOALS MADE	2	LOUISIANA TECH (11/29/17)
	2	RHODE ISLAND (12/6/17)
3 PT FG ATTEMPTS	9	LOUISIANA TECH (11/29/17)
	11	RHODE ISLAND (12/6/17)
	11	at Vanderbilt (1/2/18)
3 PT FG PERCENTAGE	.136 (3-22)	at Mississippi State (2/6/18)
	.174 (4-23)	at Georgia (1/6/18)
FREE THROWS MADE	5	TEXAS (12/22/17)
	6	at Florida (2/3/18)
FREE THROW ATTEMPTS	9	TEXAS (12/22/17)
	11	at Georgia (1/6/18)
FREE THROW PERCENTAGE	.375 (12-32)	LIPSCOMB (11/14/17)
	.500 (6-12)	at Florida (2/3/18)
	.500 (9-18)	TENNESSEE (2/10/18)
REBOUNDS	27	MISSOURI (1/31/18)
	27	at Kentucky (2/17/18)
ASSISTS	4	at Mississippi State (2/6/18)
	6	MISSOURI (1/31/18)
STEALS	3	ALABAMA A&M (11/17/17)
	3	at Kentucky (2/17/18)
BLOCKED SHOTS	2	at Arizona (12/9/17)
	2	at Ole Miss (1/23/18)
TURNOVERS	8	at Arizona (12/9/17)
	9	vs BYU (11/24/17)
FOULS	11	OKLAHOMA (1/27/18)
	12	at Florida (2/3/18)

## 2017-18 OPPONENT GAME LOWS

**2017-18 Alabama Basketball**  
**Alabama High/Low Analysis (as of Feb 21, 2018)**  
**All games**

**Opponent - GAME LOWS**

POINTS	50	at Florida (2/3/18)
	50	TENNESSEE (2/10/18)
	57	TEXAS A&M (12/30/17)
	59	vs BYU (11/24/17)
	62	SOUTH CAROLINA (1/9/18)
	62	MISSISSIPPI STATE (1/20/18)
FIELD GOALS MADE	16	TENNESSEE (2/10/18)
	19	SOUTH CAROLINA (1/9/18)
	19	at Florida (2/3/18)
FIELD GOAL ATTEMPTS	47	MISSOURI (1/31/18)
	52	UCF (12/3/17)
	52	at LSU (1/13/18)
	52	at Ole Miss (1/23/18)
	52	at Mississippi State (2/6/18)
FIELD GOAL PERCENTAGE	.276 (16-58)	TENNESSEE (2/10/18)
	.304 (21-69)	TEXAS A&M (12/30/17)
3 PT FIELD GOALS MADE	2	vs Memphis (11/10/17)
	2	TEXAS A&M (12/30/17)
	2	at Mississippi State (2/6/18)
3 PT FG ATTEMPTS	11	at Kentucky (2/17/18)
	15	ALABAMA A&M (11/17/17)
	15	UCF (12/3/17)
	15	SOUTH CAROLINA (1/9/18)
3 PT FG PERCENTAGE	.100 (2-20)	TEXAS A&M (12/30/17)
	.105 (2-19)	at Mississippi State (2/6/18)
FREE THROWS MADE	4	UT ARLINGTON (11/21/17)
	7	RHODE ISLAND (12/6/17)
	7	OKLAHOMA (1/27/18)
	7	at Florida (2/3/18)
FREE THROW ATTEMPTS	7	UT ARLINGTON (11/21/17)
	9	OKLAHOMA (1/27/18)
FREE THROW PERCENTAGE	.375 (9-24)	ALABAMA A&M (11/17/17)
	.524 (11-21)	vs BYU (11/24/17)
REBOUNDS	23	ALABAMA A&M (11/17/17)
	24	at LSU (1/13/18)
ASSISTS	5	MISSISSIPPI STATE (1/20/18)
	7	vs Memphis (11/10/17)
	7	RHODE ISLAND (12/6/17)
	7	TENNESSEE (2/10/18)
STEALS	2	at Arizona (12/9/17)
	3	UT ARLINGTON (11/21/17)
	3	vs BYU (11/24/17)
	3	SOUTH CAROLINA (1/9/18)
	3	MISSOURI (1/31/18)
BLOCKED SHOTS	0	ALABAMA A&M (11/17/17)
	0	vs Mercer (12/19/17)
TURNOVERS	9	at Auburn (02/21/18)
	10	ALABAMA A&M (11/17/17)
	10	at Ole Miss (1/23/18)
	10	at Mississippi State (2/6/18)
FOULS	11	ALABAMA A&M (11/17/17)
	12	at Florida (2/3/18)



## 2017-18 ALABAMA PLAYER GAME HIGHS

**2017-18 Alabama Basketball**  
**Alabama Player High/Low Analysis (as of Feb 21, 2018)**  
**All games**

**Alabama - INDIVIDUAL GAME HIGHS**

Points	40	Sexton, Collin vs Minnesota (11/25/17)
	30	Sexton, Collin at Arizona (12/9/17)
	30	Petty, John vs Alabama A&M (11/17/17)
	29	Sexton, Collin vs UT Arlington (11/21/17)
	27	Petty, John vs Auburn (1/17/18)
Field Goals Made	12	Sexton, Collin vs Minnesota (11/25/17)
	11	Sexton, Collin vs Alabama A&M (11/17/17)
Field Goal Att.	22	Sexton, Collin vs Minnesota (11/25/17)
	19	Sexton, Collin vs Louisiana Tech (11/29/17)
FG Pct (min 5 made)	1.000 (9-9)	Hall, Donta vs UCF (12/3/17)
	1.000 (7-7)	Hall, Donta at Florida (2/3/18)
	1.000 (6-6)	Hall, Donta at Vanderbilt (1/2/18)
	1.000 (5-5)	Giddens, Daniel vs South Carolina (1/9/18)
3-Point FG Made	10	Petty, John vs Alabama A&M (11/17/17)
	8	Petty, John vs Auburn (1/17/18)
3-Point FG Att.	13	Petty, John vs Auburn (1/17/18)
	13	Petty, John vs Alabama A&M (11/17/17)
3-Pt FG Pct (min 2 made)	1.000 (3-3)	Petty, John vs LSU (2/13/18)
	1.000 (2-2)	Jones, Herbert vs Memphis (11/10/17)
Free Throws Made	15	Sexton, Collin at Arizona (12/9/17)
	13	Ingram, Dazon vs Louisiana Tech (11/29/17)
Free Throw Att.	17	Ingram, Dazon vs Louisiana Tech (11/29/17)
	16	Sexton, Collin at Arizona (12/9/17)
	16	Sexton, Collin vs Minnesota (11/25/17)
FT Pct (min 3 made)	1.000 (10-10)	Ingram, Dazon at LSU (1/13/18)
	1.000 (9-9)	Sexton, Collin vs Mercer (12/19/17)
	1.000 (7-7)	Sexton, Collin at Vanderbilt (1/2/18)
	1.000 (6-6)	Sexton, Collin at LSU (1/13/18)
	1.000 (4-4)	Sexton, Collin at Kentucky (2/17/18)
	1.000 (4-4)	Petty, John at Kentucky (2/17/18)
	1.000 (4-4)	Ingram, Dazon at Ole Miss (1/23/18)
	1.000 (3-3)	Giddens, Daniel at Mississippi State (2/6/18)
	1.000 (3-3)	Petty, John vs Missouri (1/31/18)
	1.000 (3-3)	Hall, Donta vs Texas A&M (12/30/17)
	1.000 (3-3)	Hall, Donta vs Louisiana Tech (11/29/17)
Rebounds	14	Ingram, Dazon vs Rhode Island (12/6/17)
	14	Hall, Donta vs Rhode Island (12/6/17)
Assists	6	Sexton, Collin vs LSU (2/13/18)
	6	Sexton, Collin at Florida (2/3/18)
	6	Ingram, Dazon vs Mississippi State (1/20/18)
	6	Ingram, Dazon at Arizona (12/9/17)
Steals	5	Jones, Herbert vs UCF (12/3/17)
	4	Jones, Herbert vs Auburn (1/17/18)
	4	Jones, Herbert vs South Carolina (1/9/18)
	4	Key, Braxton at Vanderbilt (1/2/18)
	4	Jones, Herbert vs UT Arlington (11/21/17)
	4	Reese, Alex vs Memphis (11/10/17)
Blocked Shots	8	Hall, Donta vs Oklahoma (1/27/18)
	5	Hall, Donta vs Memphis (11/10/17)
Turnovers	9	Sexton, Collin at LSU (1/13/18)
	5	Sexton, Collin at Auburn (02/21/18)
	5	Ingram, Dazon vs Auburn (1/17/18)
	5	Petty, John vs Rhode Island (12/6/17)

## 2017-18 OPPONENT PLAYER GAME HIGHS

**2017-18 Alabama Basketball**  
Alabama Opponent High/Low Analysis (as of Feb 21, 2018)  
**All games**

**OPPONENT INDIVIDUAL GAME HIGHS**

Points	29		Ayton, Deandre at Arizona (12/9/17)
	26		MATEN, Yante at Georgia (1/6/18)
	25		Trier, Allonzo at Arizona (12/9/17)
	24		Burnett, Deandre at Ole Miss (1/23/18)
	24		Rivers, Demetre vs Mercer (12/19/17)
	24		Hervey, Kevin vs UT Arlington (11/21/17)
Field Goals Made	12		Ayton, Deandre at Arizona (12/9/17)
	9		MATEN, Yante at Georgia (1/6/18)
	9		CHILDS, Yoeli vs BYU (11/24/17)
	9		Hervey, Kevin vs UT Arlington (11/21/17)
Field Goal Att.	19		MATEN, Yante at Georgia (1/6/18)
	18		Ayton, Deandre at Arizona (12/9/17)
FG Pct (min 5 made)	1.000	(6-6)	TILMON, Jeremiah vs Missouri (1/31/18)
	1.000	(5-5)	Kabadyundi, Link vs UT Arlington (11/21/17)
3-Point FG Made	4		ROBERTSON, Kassius vs Missouri (1/31/18)
	4		Young, Trae vs Oklahoma (1/27/18)
	4		Burnett, Deandre at Ole Miss (1/23/18)
	4		Lamar Peters vs Mississippi State (1/20/18)
	4		BROWN, Bryce vs Auburn (1/17/18)
	4		MATEN, Yante at Georgia (1/6/18)
	4		Holland, Ria'n vs Mercer (12/19/17)
	4		MASON, Nate vs Minnesota (11/25/17)
	4		Neal, Erick vs UT Arlington (11/21/17)
	4		Hervey, Kevin vs UT Arlington (11/21/17)
3-Point FG Att.	14		BROWN, Bryce at Auburn (02/21/18)
	11		BOYKINS, Jacobi vs Louisiana Tech (11/29/17)
3-Pt FG Pct (min 2 made)	1.000	(3-3)	Daryl Edwards vs LSU (2/13/18)
	1.000	(2-2)	Green, Quade at Kentucky (2/17/18)
	1.000	(2-2)	ROBERSON, Jeff at Vanderbilt (1/2/18)
Free Throws Made	14		Trier, Allonzo at Arizona (12/9/17)
	10		HARPER, Jared at Auburn (02/21/18)
Free Throw Att.	16		Trier, Allonzo at Arizona (12/9/17)
	11		HARPER, Jared at Auburn (02/21/18)
FT Pct (min 3 made)	1.000	(8-8)	BOYKINS, Jacobi vs Louisiana Tech (11/29/17)
	1.000	(6-6)	LYNCH, Reggie vs Minnesota (11/25/17)
	1.000	(5-5)	Skylar Mays vs LSU (2/13/18)
	1.000	(4-4)	Knox, Kevin at Kentucky (2/17/18)
	1.000	(4-4)	Richards, Nick at Kentucky (2/17/18)
	1.000	(4-4)	Randy Onwuasor vs LSU (2/13/18)
	1.000	(4-4)	Davis, Terence at Ole Miss (1/23/18)
	1.000	(4-4)	Q Weatherspoon vs Mississippi State (1/20/18)
	1.000	(4-4)	Matt Coleman vs Texas (12/22/17)
	1.000	(3-3)	Allen, KeVaughn at Florida (2/3/18)
	1.000	(3-3)	BOOKER, Frank vs South Carolina (1/9/18)
	1.000	(3-3)	HAMMONDS, Rayshaun at Georgia (1/6/18)
	1.000	(3-3)	Duane Wilson vs Texas A&M (12/30/17)
	1.000	(3-3)	Mohamed Bamba vs Texas (12/22/17)
	1.000	(3-3)	GARRETT, Jarvis vs Rhode Island (12/6/17)
Rebounds	18		Ayton, Deandre at Arizona (12/9/17)
	14		MURPHY, Jordan vs Minnesota (11/25/17)
Assists	12		Neal, Erick vs UT Arlington (11/21/17)
	8		Young, Trae vs Oklahoma (1/27/18)
	8		ALLEN, Terrell vs UCF (12/3/17)
	8		MCBRAYER, Dupree vs Minnesota (11/25/17)
Steals	4		HARPER, Jared at Auburn (02/21/18)
	4		Tremont Waters vs LSU (2/13/18)
	4		Chiozza, Chris at Florida (2/3/18)
	4		JACKSON II, William at Georgia (1/6/18)
	4		ROBINSON, Stanford vs Rhode Island (12/6/17)
	4		GARRETT, Jarvis vs Rhode Island (12/6/17)
	4		ALLEN, Terrell vs UCF (12/3/17)
Blocked Shots	6		Mohamed Bamba vs Texas (12/22/17)
	3		SPENCER, Horace at Auburn (02/21/18)
	3		Abdul Ado at Mississippi State (2/6/18)
	3		Aric Holman at Mississippi State (2/6/18)
	3		OGBEIDE, Derek at Georgia (1/6/18)
	3		PARTISTE, Dorian vs Vanderbilt (1/2/18)


**0 Donta Hall**
**JUNIOR**

F • 6-9 • 232 • Luverne, Ala.  
Luverne HS

**1 Riley Norris**
**SENIOR**

G/F • 6-7 • 210 • Albertville, Ala.  
Albertville HS

**2 Collin Sexton**
**FRESHMAN**

G • 6-3 • 190 • Mableton, Ga.  
Pebblebrook HS

**3 Alex Reese**
**FRESHMAN**

F • 6-9 • 250 • Pelham, Ala.  
Pelham HS

**4 Daniel Giddens**
**SOPHOMORE**

F • 6-11 • 247 • Mableton, Ga.  
Oak Hill Academy/Ohio State

**5 Avery Johnson Jr.**
**JUNIOR**

G • 5-11 • 187 • Houston, Texas  
Plano West HS/Texas A&M

**10 Herbert Jones**
**FRESHMAN**

G • 6-7 • 200 • Greensboro, Ala.  
Hale County HS

**11 Tevin Mack**
**JUNIOR**

G/F • 6-6 • 223 • Columbia, S.C.  
Dreher HS/Texas

**12 Dazon Ingram**
**SOPHOMORE**

G • 6-5 • 207 • Theodore, Ala.  
Theodore HS

**15 Tyler Barnes**
**FRESHMAN**

F • 6-7 • 200 • Louisville, Ky.  
St. Xavier HS

**22 Ar'Mond Davis**
**SENIOR**

G • 6-6 • 202 • Tacoma, Wash.  
Foss HS/Southern Idaho CC

**23 John Petty**
**FRESHMAN**

G • 6-5 • 195 • Huntsville, Ala.  
Mae Jemison HS

**24 Lawson Schaffer**
**JUNIOR**

G • 5-11 • 168 • Cullman, Ala.  
Cullman HS

**25 Braxton Key**
**SOPHOMORE**

F • 6-8 • 225 • Charlotte, N.C.  
Oak Hill Academy

**30 Galin Smith**
**FRESHMAN**

F • 6-9 • 235 • Clinton, Miss.  
Clinton HS

**Avery Johnson**
**HEAD COACH**

3rd Season  
Southern, 1988

**John Pelphey**
**ASSOC. COACH**

2nd Season  
Kentucky, 1991

**Antoine Pettway**
**ASST. COACH**

10th Season  
Alabama, 2004

**Yasir Rosemond**
**ASST. COACH**

1st Season  
Oregon, 2003

**Colton Houston**
**DIR. OF OPS**

8th Season  
Harvard, 2004