



## 2017-18 SCHEDULE

OVERALL: 17-15 | SEC: 7-11

HOME: 10-5 | AWAY: 4-8 | NEUTRAL: 3-2

NCAA RPI: 75

### OCTOBER

30 Erskine + W, 85-44

### NOVEMBER

5 Virginia Tech = L, 86-67  
10 at Wofford W, 73-52  
13 vs. Western Michigan ^ W, 78-60  
16 vs. Illinois State # L, 69-65  
17 vs. UTEP # W, 80-56  
19 vs. Western Michigan # W, 79-66  
27 at FIU W, 78-61  
30 vs. Temple % L, 76-60

### DECEMBER

3 UMass W, 76-70  
6 Wyoming W, 80-64  
9 Coastal Carolina W, 80-78  
19 at Clemson L, 64-48  
27 Limestone W, 74-45  
31 at Ole Miss\* L, 74-69

### JANUARY

3 Missouri\* L, 79-68  
6 Vanderbilt\* W, 71-60  
9 at Alabama\* L, 76-62  
13 at Georgia\* W, 64-57  
16 No. 18/16 Kentucky\* W, 76-68  
20 No. 21/21 Tennessee\* L, 70-63  
24 at No. 20/22 Florida\* W, 77-72  
27 No. 14/14 Texas Tech ! L, 70-63  
31 Mississippi State\* L, 81-76

### FEBRUARY

3 at Texas A&M\* L, 83-60  
6 at Arkansas\* L, 81-65  
10 RV/RV Florida\* L, 65-41  
13 at No. 18/17 Tennessee\* L, 70-67  
17 No. 10/11 Auburn\* W, 84-75  
21 Georgia\* W, 86-57  
24 at Mississippi State\* L, 72-68 (OT)  
28 LSU\* W, 83-74 (OT)

### MARCH

3 at No. 14/15 Auburn\* L, 79-70  
7 vs. Ole Miss & W, 85-84  
8 vs. Arkansas & approx. 9:30 p.m.  
15-18 NCAA Tourn. First/Second Rounds TBD  
23-25 NCAA Tourn. Sweet 16/Elite Eight TBD  
31 Final Four TBD

### APRIL

2 National Championship TBD

All home games in **bold** | All times listed Eastern | **SEC+** - SEC Network + | **SECN** - SEC Network | **CBSN** - CBS Sports Network | \* indicates SEC contest | + indicates exhibition | = - Hoops 4 Hurricane Relief exhibition | ^ - Puerto Rico Tip-Off (Columbia, S.C.) | # - Puerto Rico Tip-Off (Myrtle Beach, S.C.) | % - Under Armour Reunion | ! - Big 12/SEC Challenge (Columbia, S.C.) | & - SEC Tournament (St. Louis, Mo.) | rankings are current for when game was played

## 2017-18 SOUTH CAROLINA MEN'S BASKETBALL

DIRECTOR OF ATHLETICS COMMUNICATIONS & PUBLIC RELATIONS: EMILY MILES // EFEENEY@MAILBOX.SC.EDU

CELL: 803-727-3284 // TWITTER: @EMILYMILES\_SID

GAMECOCK MEN'S BASKETBALL SOCIAL MEDIA: #GAMECOCKS

TWITTER AND INSTAGRAM: @GAMECOCKMBB // FACEBOOK: /GAMECOCKMBB

GAMECOCK ATHLETICS ON THE WEB: GAMECOCKSONLINE.COM



### GAMECOCKS

(17-15, 7-11 SEC)

HEAD COACH: Frank Martin (FIU, '93)

AT CAROLINA: 113-89 (6th season)

CAREER: 230-143 (11th season)

VS. ARKANSAS: 3-5

TOP SCORER: Silva (14.3)

TOP REBOUNDER: Silva (7.9)

TOP ASSIST MAKER: Gravett (3.6)

COMMUNICATIONS/PR: Emily Miles

TWITTER UPDATES: @GamecockMBB



### RAZORBACKS

(21-10, 10-8 SEC)

HEAD COACH: Mike Anderson (Tulsa, '82)

AT ARKANSAS: 149-84 (8th season)

CAREER: 349-182 (16th season)

VS. CAROLINA: 6-3

TOP SCORER: Barford (17.9)

TOP REBOUNDER: Gafford (6.2)

TOP ASSIST MAKER: Macon (4.0)

MEDIA RELATIONS: David Beall

TWITTER UPDATES: @RazorbackMBB

## PROBABLE STARTERS

SOUTH CAROLINA	HT.	WT.	YR.	HOMETOWN	PPG	RPG	MPG
G - #2 Hassani Gravett	6-2	187	R-Jr.	Villa Rica, Ga.	7.4	3.6	26.1
G - #23 Evan Hinson	6-4	240	So.	Deltona, Fla.	2.9	1.3	10.0
F - #10 Justin Minaya	6-5	210	Fr.	Harrington Park, N.J.	7.9	4.2	27.1
F - #21 Maik Kotsar	6-10	260	So.	Tallinn, Estonia	7.8	4.7	26.3
F - #30 Chris Silva	6-9	223	So.	Libreville, Gabon	14.3	7.9	25.6

ARKANSAS	HT.	WT.	YR.	HOMETOWN	PPG	RPG	MPG
G - #0 Jaylen Barford	6-3	202	Sr.	Jackson, Tenn.	17.9	3.9	31.3
G - #4 Daryl Macon	6-3	185	Sr.	Little Rock, Ark.	17.1	2.8	30.8
G - #31 Anton Beard	6-0	185	Sr.	North Little Rock, Ark.	9.6	2.6	29.9
F - #10 Daniel Gafford	6-11	234	Fr.	El Dorado, Ark.	12.1	6.2	22.3
F - #5 Arlando Cook	6-8	215	Sr.	St. Louis, Mo.	1.7	1.7	9.8

## STARTING FIVE

> South Carolina posted its first SEC Tournament win since 2015 on Wednesday night in an 85-84 victory over 14th-seeded Ole Miss. Junior forward Chris Silva scored 21, while pulling down 11 rebounds for his ninth double-double of the season, and graduate student guard Frank Booker matched a career high with six made 3s, en route to 21 points, to lead Carolina in the win. With his 13th point of the night, Silva became the 45th member of the Carolina 1,000-point club. He now has 1,008 for his career.

> The Gamecocks move on to face sixth-seeded Arkansas in the late game on Thursday evening. The Razorbacks posted an 81-65 win in the lone regular-season meeting between the two schools in Fayetteville on Feb. 6. Junior guard Hassani Gravett led Carolina in that contest with 12 points, and Silva was held to just eight points on 1-of-5 shooting.

> Thursday's meeting marks the fifth all-time in the SEC Tournament vs. the Gamecocks and Razorbacks. The series is tied at 2-2 in the postseason event, and the two squads last met in the second round in 2014, with the Gamecocks posting a 71-69 win at the Georgia Dome.

> Rookie forward Justin Minaya scored 16 points on Wednesday vs. Ole Miss, including 11 in the second half. He was part of a huge stretch for Carolina when the Gamecocks connected from beyond the arc on three consecutive possessions midway through the second half. Minaya's 16 points marked his highest output since also posting 16 at Texas A&M on Feb. 3.

> Booker has been stellar over the course of the last five games, averaging 17.4 points, 5.8 rebounds, 43.3 percent from the field and 48.8 percent (21-43) from beyond the arc, 4.2 made 3s per game.

## SILVA EARNS ALL-SEC ACCOLADES















> The Southeastern Conference released its 2018 Coaches All-SEC awards on Tuesday, and it was announced that junior forward Chris Silva was named to the First Team, the All-Defensive Team, and he was named the Co-Defensive Player of the Year. The postseason accolades are the first of Silva's career. He was dominant in SEC play this season, leading the Gamecocks with 14.8 points and 7.8 rebounds, while he also averaged 1.3 blocks per game. His rebounds per game were fourth in the league, and he also ranked second in conference action with 3.7 offensive rebounds per outing. He tallied double-figures in 15 games against conference foes this season, while he pulled down eight or more rebounds nine times, and had double-digit rebounds five times, en route to five double-doubles in league action. South Carolina has now had an All-SEC First-Team honoree from the league's coaches in each of the last three seasons - 2016, Michael Carrera; 2017, Sindarius Thornwell, and Silva this season.





# SOUTH CAROLINA GAMECOCKS

OVERALL: 17-15; SEC: 7-11; HOME: 10-5; AWAY: 4-8; NEUTRAL: 3-2

0		<b>DAVID BEATTY</b> - Fr. - G - 6-2 - 205 - Philadelphia, Pa. <b>MIN</b> <b>PTS</b> <b>RBS</b> <b>AST</b> <b>FG%</b> <b>3FG%</b> <b>FT%</b> 12.0 3.1 1.0 0.8 25.6 19.2 72.7	<ul style="list-style-type: none"> <li>- Tallied 13 points in the loss to Temple (Nov. 30); 6-of-11 from the field vs. the Owls</li> <li>- Season high 16 points, hitting 6-of-11 from the field in win over Limestone (Dec. 27)</li> <li>- Played a season high 33 minutes vs. Ole Miss (Dec. 31), scoring nine points, with a season high six rebounds; 2 assists and 2 steals</li> <li>- Matched season high with six rebounds vs. Mississippi State (Jan. 31)</li> </ul>
2		<b>HASSANI GRAVETT</b> - R-Jr. - G - 6-2 - 187 - Villa Rica, Ga. <b>MIN</b> <b>PTS</b> <b>RBS</b> <b>AST</b> <b>FG%</b> <b>3FG%</b> <b>FT%</b> 26.1 7.4 3.6 3.6 39.3 32.1 68.8	<ul style="list-style-type: none"> <li>- Dished four assists and scored 12 points (5-of-6 FG) at Tennessee (Feb. 13)</li> <li>- 9 points, 4 rebounds, 3 assists and two steals in upset of No. 10 Auburn (Feb. 17)</li> <li>- Career high 19 points in 41 minutes at Miss. State (Feb. 24)</li> <li>- Tallied 6 of Carolina's 11 points in OT in win vs. LSU (Feb. 28); also assist, block in OT</li> <li>- Dished seven assists in SEC Tournament opener vs. Ole Miss (March 7)</li> </ul>
5		<b>FRANK BOOKER</b> - GS - G - 6-3 - 208 - Augusta, Ga. <b>MIN</b> <b>PTS</b> <b>RBS</b> <b>AST</b> <b>FG%</b> <b>3FG%</b> <b>FT%</b> 26.8 12.7 3.5 1.2 43.5 41.0 76.7	<ul style="list-style-type: none"> <li>- 19 points, four 3s, five rebounds and three assists in upset of No. 10 Auburn (Feb. 17)</li> <li>- 14 points, 4 3-pointers and two blocks in 34 min vs. Georgia (Feb. 21)</li> <li>- Matched career highs with 25 points and six 3s in OT win vs. LSU (Feb. 28)</li> <li>- Career highs 27 points, 10 rebounds, 1st career double-double at Auburn (March 3)</li> <li>- Third straight 20-point game with 21 in SEC Tourney opener vs. Ole Miss/ six 3-pointers</li> </ul>
10		<b>JUSTIN MINAYA</b> - Fr. - F - 6-5 - 210 - Harrington Park, N.J. <b>MIN</b> <b>PTS</b> <b>RBS</b> <b>AST</b> <b>FG%</b> <b>3FG%</b> <b>FT%</b> 27.1 7.9 4.2 1.5 38.3 35.6 68.6	<ul style="list-style-type: none"> <li>- Returned to the court at Texas A&amp;M (Feb. 3), team high 16 points off the bench</li> <li>- 11 points, 4 assists and a block at Arkansas (Feb. 6)</li> <li>- Scored six points with seven rebounds, two assists, two steals, at Tennessee (Feb. 13)</li> <li>- 8 points, two rebounds and an assist in upset of No. 10 Auburn (Feb. 17)</li> <li>- 16 points, 3 assists, tied career high with four 3s in SEC Tourney vs. Ole Miss (March 7)</li> </ul>
12		<b>KHADIM GUEYE</b> - So. - F - 7-0 - 248 - Dakar, Senegal <b>MIN</b> <b>PTS</b> <b>RBS</b> <b>BLK</b> <b>FG%</b> <b>3FG%</b> <b>FT%</b> 5.2 0.0 0.7 0.1 0.0 0.0 0.0	<ul style="list-style-type: none"> <li>- Saw 10 minutes of action at Wofford (Nov. 10), pulled down 4 rebounds</li> <li>- Collected a rebound and a steal vs. Limestone (Dec. 27)</li> <li>- Big block in five minutes of action at No. 20 Florida (Jan. 24)</li> <li>- Played 13 minutes at Tennessee (Feb. 13), collecting a rebound and a steal</li> </ul>
13		<b>FELIPE HAASE</b> - Fr. - F - 6-9 - 249 - Osorno, Chile <b>MIN</b> <b>PTS</b> <b>RBS</b> <b>AST</b> <b>FG%</b> <b>3FG%</b> <b>FT%</b> 19.8 5.8 3.9 1.0 38.3 25.3 73.5	<ul style="list-style-type: none"> <li>- 11 points in just 11 minutes, hitting 4-of-5 from the field, vs. No. 14 TTU (Jan. 27)</li> <li>- 9 points, an assist and steal at Arkansas (Feb. 6)</li> <li>- Tallied an SEC season high 12 points, hitting five shots, in win over Georgia (Feb. 21)</li> <li>- 11 points and six rebounds at Miss. State (Feb. 24)</li> <li>- Seven double-figure scoring games this season</li> </ul>
14		<b>IBRAHIM FAMOUKE DOUMBIA</b> - Fr. - F - 6-6 - 205 - Bamako, Mali <b>MIN</b> <b>PTS</b> <b>RBS</b> <b>AST</b> <b>FG%</b> <b>3FG%</b> <b>FT%</b> 3.6 0.7 0.8 0.0 23.1 0.0 50.0	<ul style="list-style-type: none"> <li>- Named 2017 5A-2A First-Team All-Dade County</li> <li>- Represented Mali's National Team at U18 Championships in 2016</li> <li>- Scored first career points vs. Illinois State (Nov. 16) on a lay-in</li> <li>- Pulled down five rebounds in eight minutes vs. Limestone (Dec. 27)</li> <li>- Three points, including a dunk, at Tennessee (Feb. 13)</li> </ul>
15		<b>WESLEY MYERS</b> - GS - G - 6-1 - 193 - Brooklyn, N.Y. <b>MIN</b> <b>PTS</b> <b>RBS</b> <b>AST</b> <b>FG%</b> <b>3FG%</b> <b>FT%</b> 21.8 8.0 2.4 1.6 39.4 42.9 66.7	<ul style="list-style-type: none"> <li>- Breakout performance at No. 20 Florida (Jan. 24), hitting five 3s and eight baskets overall, to lead the team with 22 points; also 4 assists and 4 steals in 34 minutes</li> <li>- 13 points, 4 rebounds and 2 steals in 29 minutes in upset of No. 10 Auburn (Feb. 17)</li> <li>- Big 15 points, matching career high with five 3s, in win vs. Georgia (Feb. 21)</li> <li>- Season high 23 points, 11 free throws, 4 assists and 3 steals in OT win vs. LSU (Feb. 28)</li> </ul>
20		<b>TOMMY CORCHIANI</b> - So. - G - 6-3 - 180 - Raleigh, N.C. <b>MIN</b> <b>PTS</b> <b>RBS</b> <b>AST</b> <b>FG%</b> <b>3FG%</b> <b>FT%</b> 1.5 0.0 1.0 0.0 0.0 0.0 0.0	<ul style="list-style-type: none"> <li>- Saw action in five games last season</li> <li>- Played a season high four minutes in home win vs. Auburn last season</li> <li>- Son of Chris Corchiani, who played basketball at NC State</li> <li>- Saw action in home win over Limestone (Dec. 27)</li> <li>- Unavailable for seven games due to a left knee injury</li> </ul>
21		<b>MAIK KOTSAR</b> - So. - F - 6-10 - 280 - Tallinn, Estonia <b>MIN</b> <b>PTS</b> <b>RBS</b> <b>AST</b> <b>FG%</b> <b>3FG%</b> <b>FT%</b> 26.3 7.8 4.7 1.4 41.7 22.2 56.58	<ul style="list-style-type: none"> <li>- Big in the win vs. No. 18 Kentucky, 12 points, including career high 6-of-9 from the free throw line (5-7 second half). Also six rebounds and three steals.</li> <li>- Season high nine rebounds, 7 offensive, in win vs. Georgia (Feb. 21)</li> <li>- 11 points, seven rebounds, an assist, block and steal at Miss. State (Feb. 24)</li> <li>- 14 points (13 in the first half) in SEC Tourney win vs. Ole Miss; also five rebounds</li> </ul>
23		<b>EVAN HINSON</b> - So. - G - 6-4 - 240 - Deltona, Fla. <b>MIN</b> <b>PTS</b> <b>RBS</b> <b>AST</b> <b>FG%</b> <b>3FG%</b> <b>FT%</b> 10.0 2.9 1.3 0.3 37.0 38.1 60.0	<ul style="list-style-type: none"> <li>- Scored five points, with an assist and block in career high 16 min. at Alabama (Jan. 9)</li> <li>- Hit two early 3s in win at Georgia (Jan. 13), making third-straight start; finished with a career high eight points, in career high 19 minutes</li> <li>- A pair of 3s and a dunk, scoring eight points, with an assist, block and steal in win at No. 20 Florida (Jan. 24)</li> </ul>
25		<b>CHRISTIAN SCHMITT</b> - So. - G - 5-11 - 180 - Mars, Pa. <b>MIN</b> <b>PTS</b> <b>RBS</b> <b>AST</b> <b>FG%</b> <b>3FG%</b> <b>FT%</b> 2.0 0.0 0.0 0.0 0.0 0.0 0.0	<ul style="list-style-type: none"> <li>- Saw action in five games last season.</li> <li>- Played a season high three minutes in win over SC State</li> <li>- Saw action in win vs. WMU (Nov. 13)</li> <li>- Saw court time vs. UTEP (Nov. 17), and Limestone (Dec. 27)</li> </ul>
30		<b>CHRIS SILVA</b> - Jr. - F - 6-9 - 223 - Libreville, Gabon <b>MIN</b> <b>PTS</b> <b>RBS</b> <b>BLK</b> <b>FG%</b> <b>3FG%</b> <b>FT%</b> 25.6 14.3 7.9 1.4 47.3 41.7 74.9	<ul style="list-style-type: none"> <li>- 11 points, 12 rebounds for seventh double-double of the season at Miss. State (Feb. 24)</li> <li>- 9th all-time at Carolina with 120 career blocks, including 2 in OT win vs. LSU (Feb. 28)</li> <li>- 19 points, 11 rebounds, 8th double-double of the season, at Auburn (March 3)</li> <li>- Coaches All-SEC First Team, All-Defensive Team, Co-Defensive Player of the Year</li> <li>- Huge in SEC Tourney win vs. Ole Miss, 21 points, 11 rebounds, 3 assists, 3 blocks</li> </ul>
33		<b>JASON CUDD</b> - Fr. - F - 7-1 - 255 - Myrtle Beach, S.C. <b>MIN</b> <b>PTS</b> <b>RBS</b> <b>BLK</b> <b>FG%</b> <b>3FG%</b> <b>FT%</b> 6.8 1.3 1.0 0.1 39.1 0.0 70.6	<ul style="list-style-type: none"> <li>- Played nine minutes of action vs. Missouri (Jan. 3)</li> <li>- Provided spark off the bench vs. Vandy, collecting a block, an assist, a dunk and 3 rebounds</li> <li>- Saw 14 minutes of action off the bench at Texas A&amp;M (Feb. 3), 3 points, 3 rebounds</li> <li>- 13 minutes at Tennessee (Feb. 13), two points, two rebounds and a block</li> <li>- Tallied six points and a rebound off the bench in upset win vs. No. 10 Auburn (Feb. 17)</li> </ul>

## BY THE NUMBERS

16

> Rookie forward Justin Minaya erupted for 16 points, hitting 6-of-9 shots, and four 3s, in the SEC Tournament opener vs. Ole Miss. It was his highest output since also scoring 16 vs. Texas A&M on Feb. 3.

82

> Graduate student guard Frank Booker paces the Gamecocks and is fifth in the SEC with 2.6 3-point field goals made per game. His 82 made 3s this season rank third all-time in Carolina history for a single season.

69.4%

> Maik Kotsar was a perfect 6-of-6 at the charity stripe in the OT win vs. LSU on Feb. 28, matching a career high for makes at the line. In pre-conference play, Kotsar averaged just 32.0% (8-25) from the line, but since the start of league play, he is averaging 69.4% (34-49).

275

> Chris Silva ranks second nationally with 275 free throw attempts on the year (8.59 per game), and fifth with 206 makes (6.44 per game) at the line. He was 13-of-20 - both career highs - at the line in the SEC Tournament opener vs. Ole Miss.

19

> Junior guard Hassani Gravett tallied a career high 19 points in the narrow OT loss at Miss. State on Feb. 24. He was 8-of-13 from the field, with those eight makes also a career best. He also has 19 games this season with 3+ assists, including 7 in the SEC Tourney opener vs. Ole Miss.

## A CAROLINA WIN WOULD...

- > Improve the Gamecocks' all-time record vs. Arkansas to 3-2 in the SEC Tournament
- > Mark the first multi-win SEC Tournament for Carolina since 2015
- > Snap a two-game Arkansas win streak in the series

## KEY STAT

> Frank Booker has been on another level over the course of the last three games, averaging 24.3 points, 5.7 made 3-point baskets per game, 54.8% from beyond the arc and three 20-point performances during the stretch, including 21 in the SEC Tournament opener vs. Ole Miss on Wednesday night.

## KEY STAT

> Five Gamecocks scored in double figures for the first time this season in the SEC Tournament opener vs. Ole Miss on Wednesday night, led by Booker and Silva's 21 each.



Last season South Carolina advanced to the school's first Final Four. Carolina posted a 93-73 win over Marquette in the NCAA Tournament First Round, its first Tournament victory since 1973. The Gamecocks went on to defeat three of the East Region's top four seeds in No. 2 Duke, No. 3 Baylor and No. 4 Florida, en route to a school record 26 wins and a berth in the Final Four in Phoenix.

## HEADLINES

- > South Carolina is in its 110th season of varsity basketball in 2017-18.
- > South Carolina advanced to its first Final Four in 2016-17, which included posting its first NCAA Tournament win since the 1973 campaign when it tallied a 93-73 win over Marquette in the First Round.
- > The Gamecocks finished the 2016-17 campaign with a 26-11 overall record. The 26 wins were a program record.
- > Among active Division I head coaches, South Carolina's Frank Martin holds the sixth-highest NCAA Tournament winning percentage (.667) behind only Duke's Mike Krzyzewski, North Carolina's Roy Williams, Kentucky's John Calipari, Michigan State's Tom Izzo and Kansas' Bill Self.
- > South Carolina compiled 51 wins over the course of the 2015-16 and 2016-17 seasons.
- > Entering the 2017-18 campaign, Frank Martin has led his team to at least 20 wins in seven of 10 seasons.
- > South Carolina played six of its first seven games away from home to begin the 2017-18 campaign, posting a 5-2 record during the stretch.
- > Martin is joined on the bench by assistant coaches Perry Clark (fifth season), Chuck Martin (first season) and Bruce Shingler (second season), and director of basketball operations Andy Assaley in his sixth season.
- > Clark brings 19 years of head coaching experience to the bench, as he served the combined years as head coach at Tulane, Miami (Fla.) and Texas A&M Corpus Christi, while Chuck Martin served as head coach at Marist for five campaigns.
- > Martin is 95-95 (.500) all-time in league play. In his 11 seasons leading a squad through a full slate of league games, his team has posted double-digit conference wins six times.
- > South Carolina completed its 26th basketball season as a member of the Southeastern Conference. The Gamecocks are 174-270 (.391) all-time in SEC games.

> South Carolina has 23 games missed to injury this season: Hassani Gravett (3/right ankle sprain); Kory Holden (11/hamstring injury); David Beatty (1/elbow injury); Tommy Corchiani (7 games/left knee injury); Justin Minaya (1 game/right ankle sprain).

## FRANK MARTIN

- > South Carolina head coach Frank Martin is in his sixth season leading the Gamecocks and 11th season overall as a head coach in 2017-18. Martin, the 2017 Jim Phelan National Coach of the Year (CollegeInsider.com), led South Carolina to its first Final Four and a school record 26 wins a season ago. In his 10 seasons as a head coach, Martin has led his teams to at least 21 wins seven times, including a combined 51 wins for the Gamecocks over the course of the 2005-16 and 2016-17 seasons. Martin is a native of Miami, Fla., and a graduate of FIU.
- > Prior to his time on the sidelines in the college ranks, Martin spent 15 years in high school coaching in Miami, Fla., including the last seven as a head coach. He was part of five state championships as an assistant at Miami Senior High School (1985-93), before earning two titles as the program's head coach (1995-98). Highlighting Martin's stint as the head coach of the program were consecutive 30-win seasons and consecutive Florida 6A State Championships in 1996 and 1997, with his 1997 squad earning a 36-1 overall record and ranking No. 4 in the USA Today Top 25 Poll. He also served as the head coach at North Miami Senior High School (1993-95) and one season at Booker T. Washington High School (1999-2000).

## SCOUTING THE GAMECOCKS

- > South Carolina is 17-15 overall this season after posting an 85-84 win over Ole Miss on Wednesday night to open SEC Tournament action.
- > Carolina's win over the Rebels was its first in the post-season event since 2015, when the Gamecocks posted wins in the first (vs. Missouri) and second (vs. Arkansas) rounds.
- > Over the course of the last five games, Booker's 17.4 points per game are a team high, while Silva adds 14.8

per game and graduate student guard Wesley Myers scores 12.6 per outing.

> As a team over the last five games, Carolina has hit 40.3 percent from the field and 44.0 percent from 3-point range (10.3 made 3s per game).

> Silva's 13 made and 20 attempted free throws in the win vs. Ole Miss on Wednesday marked career highs in both categories. He paces the Gamecocks this season, hitting 74.9 percent from the line.

> With his 21-point effort in the win vs. Ole Miss on Wednesday, graduate student guard Frank Booker has now hit the 20-point mark in each of the last three contests, including his career high 27 last Saturday at Auburn.

## SCOUTING THE RAZORBACKS

> Arkansas is 21-10 overall on the year and is the No. 6 seed in this week's SEC Tournament after posting a 10-8 record in league play this season.

> The Razorbacks suffered a 77-67 loss at Missouri in the regular-season finale on Saturday.

## STAT COMPARISON

	SC ARKANSAS		NCAA Rank
Record	17-15	21-10	168/61
Conference Record	7-11	10-8	-
Current Streak	W1	L1	-
Scoring Avg.	70.3	82.0	263/28
Opponent Scoring Avg.	69.0	75.7	92/265
Scoring Margin	+1.3	+6.3	182/83
Field Goal %	.399	.481	345/31
Opponent Field Goal %	.424	.426	86/97
3-Point Field Goal %	.340	.402	236/14
Opponent 3-Point Field Goal %	.333	.347	89/165
3-Point Field Goals Made PG	7.3	8.0	213/143
3-Point Field Goal Attempts PG	21.3	19.8	175/260%
Free Throw %	.702	.670	221/307
Opponent Free Throw %	.719	.726	-
Rebounding Avg.	37.0	35.0	94/197
Opponent Rebounding Avg.	34.2	36.1	-
Rebounding Margin	+2.8	-1.1	84/243
Turnovers Avg.	13.6	11.1	243/30
Opponent Turnover Avg.	14.8	14.1	52/87
Assists Avg.	12.8	15.0	242/90
Blocks Avg.	3.3	4.7	186/32
Steals Avg.	5.6	6.4	248/159

% indicates total attempts

NCAA stats games through March 7



> Junior forward Chris Silva ranks tied for eighth all-time in Carolina history with 123 career blocks. He has 44 this season to pace the Gamecocks.

## ASSOCIATED PRESS TOP 25

March 5, 2018

Rk.	Team	Record	Pts.
1	Virginia (65)	28-2	1,625
2	Villanova	27-4	1,516
3	Xavier	27-4	1,510
4	Michigan State	29-4	1,346
5	Duke	25-6	1,340
6	Gonzaga	28-4	1,254
7	Michigan	28-7	1,231
8	Cincinnati	27-4	1,213
9	Kansas	24-7	1,129
10	Purdue	28-6	1,096
11	Wichita State	24-6	861
12	North Carolina	22-9	852
13	Tennessee	23-7	825
14	Texas Tech	23-8	784
15	Arizona	24-7	739
16	Auburn	25-6	692
17	Ohio State	24-8	603
18	West Virginia	22-9	486
19	Clemson	22-8	422
20	Saint Mary's	28-4	385
21	Houston	24-6	247
22	Nevada	26-6	218
23	Florida	20-11	192
24	Miami	22-8	191
25	Rhode Island	23-6	86

Others receiving votes: St. Bonaventure 72, Kentucky 66, TCU 45, Loyola-Chicago 43, Virginia Tech 15, Seton Hall 10, Middle Tennessee 9, Creighton 8, Arkansas 4, NC State 2, Nebraska 2, Kansas State 2, Buffalo 1, New Mexico State 1, Texas A&M 1, Florida State 1

Dropped from rankings: Kentucky 23, Middle Tennessee 24

## ESPN/USA TODAY TOP 25

March 5, 2018

Rk.	Team	Record	Pts.
1	Virginia (32)	28-2	800
2	Xavier	27-4	753
3	Villanova	27-4	730
4	Duke	25-6	678
5	Michigan State	29-4	619
6	Gonzaga	28-4	616
7	Michigan	28-7	605
8	Cincinnati	27-4	579
9	Kansas	24-7	566
10	Purdue	28-6	553
11	North Carolina	22-9	441
12	Tennessee	23-7	402
13	Texas Tech	23-8	386
14	Wichita State	24-6	382
15	Auburn	25-6	321
16	Ohio State	24-8	303
17	Arizona	24-7	278
18	West Virginia	22-9	241
19	Saint Mary's	28-4	227
20	Clemson	22-8	183
21	Houston	24-6	123
22	Nevada	26-6	122
23	Florida	20-11	106
24	Rhode Island	23-6	66
25	Miami	22-8	57

Others receiving votes: Kentucky 41, Creighton 39, Loyola-Chicago 30, Middle Tennessee 28, NC State 18, TCU 17, St. Bonaventure 17, Virginia Tech 17, Seton Hall 14, Arizona State 8, New Mexico State 7, Arkansas 6, Florida State 5, Missouri 5, Texas A&M 5, Oklahoma 3, Baylor 2, Kansas State 1

Dropped from rankings: Middle Tennessee 23, Creighton 24, Kentucky 25

> The team is led by the guard duo of Jaylen Barford and Daryl Macon, who average 17.9 and 17.1, points per game, respectively.

> Rookie forward Daniel Gafford, who was named to the SEC's All-Freshman Team earlier this week, is fourth in the SEC with 2.2 blocked shots per game. He also turns in 12.1 points per contest and is averaging a team high 6.2 rebounds per game.

> Arkansas is 3-1 in neutral-site contests this season, which includes wins over Oklahoma and UConn.

> In the SEC statistics, the Razorbacks are second in scoring offense (82.0 ppg), first in field goal percent (48.1%), first in 3-point field goal percent (40.2%) and third in assists with 15.0 per game.

## THE SERIES

> Arkansas owns a 19-13 upperhand in the all-time series with South Carolina.

> In neutral site games, the series is tied at 2-2.

> The Razorbacks have won two straight and four of the last five.

> Below is a breakdown of the all-time series and a look at the last 10 meetings between the two schools:

### ARKANSAS (13-19)

#### H: 7-6; A: 4-11; N: 2-2

J. 19, 2011	H	81-74 (OT)	W	
F. 11, 2012	A	65-76		L
J. 26, 2013	H	75-54	W	
F. 19, 2014	A	64-71		L
M. 13, 2014	N	71-69	W	
F. 3, 2015	A	55-75		L
M. 5, 2015	H	74-78		L
M. 5, 2016	A	76-61	W	
F. 15, 2017	H	76-83		L
M. 7, 2018	A	65-81		L

## UP NEXT

> The winner of Thursday's matchup between the Gamecocks and Razorbacks advances to the quarter-finals on Friday to face third-seeded Florida. Carolina split its regular-season series with the Gators, first posting a 77-72 win in Gainesville, before UF posted a 65-41 win in Columbia. The team's have met just three times in the SEC Tournament, with the Gators holding a 2-1 edge in those contests. The last meeting between the two schools in the postseason event came in the Finals in 2006. The eventual national champs posted a 49-47 win in that game, which was held in Nashville.

## BY THE NUMBERS

**1.2** - Graduate student guard Frank Booker paces Carolina with 1.2 steals per game this season. He had a career high four in the SEC Tournament win vs. Ole Miss.

**3.19** - Junior forward Chris Silva rank's third in the SEC and 27th nationally with 3.16 offensive rebounds per game. He has 24 games this season with three or more on the offensive glass.

**3.6** - Junior guard Hassani Gravett paces Carolina with 3.6 assists per game this season. He has 19 games this season with at least three assists, and seven with five or more, most recently dishing seven vs. Ole Miss in the SEC Tournament first round.

**5+** - Booker has six games this season with five or more 3-pointers, including matching his career high three times with six 3s - at Ole Miss, vs. LSU, and again vs. the Rebels in the SEC Tournament.

**8+** - South Carolina has posted at least eight made 3-pointers in 16 games this season, recently posting a 12 in the SEC Tournament win vs. Ole Miss.

**10+** - Chris Silva has 10 games with at least 10 rebounds this season. Last season, the Libreville, Gabon, native had six double-digit rebound perfor-

## CAROLINA BENCH PRODUCTION

GAME	SC-OPP	DIFF.	BENCH SCORER
at Wofford	28-5	+23	Haase/Myers, 10
West. Michigan	24-12	+12	Beatty/Haase, 7
vs. Illinois State	19-33	-14	Beatty, 7
vs. UTEP	24-12	+12	Holden, 11
vs. West. Mich.	30-22	+8	Myers, 14
at FIU	4-11	-7	Haase, 4
vs. Temple	21-25	-4	Beatty, 13
UMass	14-20	-6	Haase, 11
Wyoming	19-15	+4	Haase, 17
Coastal Carolina	18-33	-15	Haase, 7
at Clemson	25-4	+21	Myers, 10
Limestone	30-18	+12	Haase/Myers, 5
at Ole Miss	18-28	-10	Beatty/Haase, 9
Missouri	18-19	-1	Beatty/Haase, 6
Vanderbilt	13-26	-13	Hinson, 6
at Alabama	16-35	-19	Gravett, 7
at Georgia	32-20	+12	Booker, 17
#18/16 Kentucky	21-14	+7	Booker, 18
#21/21 Tennessee	17-39	-22	Booker, 10
at No. 20/22 Florida	14-25	-11	Booker, 7
No. 14/14 Texas Tech	24-16	+8	Haase, 11
Miss. State	15-22	-7	Beatty, 6
at Texas A&M	32-26	+6	Minaya, 16
at Arkansas	27-16	+11	Holden, 11
Florida	22-23	-1	Booker, 17
#18/17 at Tennessee	30-19	+11	Booker, 19
#10/11 Auburn	43-28	+15	Booker, 19
Georgia	41-17	+24	Myers, 15
at Miss. State	17-25	-8	Haase, 11
LSU	13-17	-4	Minaya/Haase, 5
at Auburn	15-5	+10	Myers, 11
vs. Ole Miss	31-29	+2	Booker, 21
vs. Arkansas			

## SPECIALTY STATS

(PP) points in paint; (OT) points off turnovers; (2nd) second chance points; (FB) fast break points

(South Carolina-Opponent)

GAME	PP	OT	2ND	FB
at Wofford	20-14	13-14	9-8	0-0
West. Michigan	32-30	16-13	13-8	11-10
vs. Illinois State	16-22	20-13	12-3	5-6
vs. UTEP	28-20	26-15	14-4	13-2
vs. West. Mich.	36-20	28-6	14-5	11-5
at FIU	42-30	25-18	12-4	13-11
vs. Temple	26-38	20-18	9-10	2-9
UMass	36-24	21-15	9-6	12-12
Wyoming	28-20	24-12	15-7	8-9
Coastal Carolina	24-28	11-16	10-14	2-7
at Clemson	28-16	15-16	11-10	2-4
Limestone	34-8	16-12	14-3	8-2
at Ole Miss	22-20	7-16	11-2	7-4
Missouri	28-16	6-17	12-10	4-11
Vanderbilt	32-20	16-15	8-5	0-5
at Alabama	20-44	17-14	3-12	4-8
at Georgia	12-16	9-6	14-10	0-2
#18/16 Kentucky	32-34	15-16	12-11	13-4
#21/21 Tennessee	16-32	18-19	8-9	4-9
at No. 20/22 Florida	20-28	19-7	8-15	2-10
No. 14/14 Texas Tech	22-24	10-14	17-14	0-4
Miss. State	26-38	21-13	12-9	8-10
at Texas A&M	18-40	17-19	17-10	4-17
at Arkansas	20-24	11-26	7-12	4-6
Florida	18-28	6-8	3-8	2-6
at Tennessee	20-30	23-13	4-9	7-8
Auburn	26-28	17-14	16-23	13-4
Georgia	10-18	18-4	18-8	2-6
at Miss. State	32-32	13-22	11-2	0-12
LSU	18-36	13-20	8-9	0-10
at Auburn	24-22	13-18	11-13	0-20
vs. Ole Miss	28-26	16-11	6-24	8-4
vs. Arkansas				
<b>SC Total</b>	<b>794</b>	<b>520</b>	<b>348</b>	<b>169</b>
<b>SC Average</b>	<b>24.8</b>	<b>16.3</b>	<b>10.9</b>	<b>5.3</b>
<b>Opp Total</b>	<b>830</b>	<b>460</b>	<b>297</b>	<b>237</b>
<b>Opp Average</b>	<b>25.9</b>	<b>14.4</b>	<b>9.3</b>	<b>7.4</b>

## UNIVERSITY INFORMATION

Location..... Columbia, S.C.  
 Founded..... 1801  
 Enrollment..... 34,099  
 Nickname..... Gamecocks  
 Colors ..... Garnet (PMS 202) and Black  
 National Affiliation ..... NCAA Division I  
 Conference..... Southeastern (SEC)  
 Athletics Web Address ..... www.GamecocksOnline.com  
 University Web Address..... www.sc.edu  
 President ..... Dr. Harris Pastides  
 NCAA Representative ..... Dr. Valinda Littlefield  
 Athletics Director ..... Ray Tanner  
 Basketball Administrator/Exec. Assoc. AD ..... Jeff Crane

## BASKETBALL STAFF/INFORMATION

Head Coach ..... Frank Martin  
 Alma Mater ..... Florida International, '93  
 Record At South Carolina/Seasons ..... 113-89 (.559), 6th seasons  
 Overall Record/Seasons ..... 230-143 (.616), 11th seasons  
 Assistant Coach ..... Perry Clark (Gettysburg, '74)  
 Assistant Coach ..... Chuck Martin (Monmouth, '93)  
 Assistant Coach ..... Bruce Shingler (St. Augustine's College, '05)  
 Director of Basketball Operations ..... Andy Assaley (Cincinnati, '96)  
 Strength & Conditioning Coach..... Scott Greenawalt (Muskingum College, '98)  
 Athletic Trainer ..... Mark Rodger (Buffalo, '01)  
 Video Coordinator ..... Jay Gibbons (Clayton State, '03)  
 Student-Athlete Development ..... Doug Edwards (Florida State, '07)  
 Special Assistant to the Head Coach..... Jarett Gerald (South Carolina, '11)  
 Director of Social Media..... Dushawn Davis (Coastal Carolina, '11)  
 Administrative Assistant ..... John Reynolds (The Citadel, '11)  
 Graduate Assistant Manager..... Brian Steele (South Carolina '16)  
 Student Assistant Coach ..... TeMarcus Blanton  
 Student Assistant Coach ..... Justin McKie (South Carolina '17)  
 Dir. Athl. Comm./PR - MBB ..... Emily Miles (Ball State, '03)  
 Home Arena..... Colonial Life Arena  
 Capacity..... 18,000  
 Arena General Manager..... Sid Kenyon  
 Press Row Phone Number ..... 803-777-6182

## BASKETBALL HISTORY

First Year of Basketball..... 1908  
 All-Time Record..... 1,409-1,238-1 (.532)  
 Overall Postseason Record..... 30-20 (.600)  
 NCAA Tournament Appearances..... 9 (1971, 1972, 1973, 1974, 1989, 1997, 1998, 2004, 2017)  
 NCAA Tournament Record..... 8-10  
 Last NCAA Tournament Appearance..... 2017, Final Four, 77-73 L to Gonzaga  
 NIT Appearances ..... 12 (1969, 1975, 1978, 1983, 1991, 1996, 2001, 2002, 2005, 2006, 2009, 2016)  
 NIT Record ..... 22-10  
 Last NIT Appearance ..... 2016, L vs. Georgia Tech, 83-66  
 Conference Championships/Titles..... SoCon Regular Season (1927, 1933, 1934, 1945); SoCon Tournament Champion (1933); ACC Regular Season (1970); ...ACC Champion (1971); SEC Regular Season (1997); SEC East Division Co-Champions (2009)

## TEAM INFORMATION

2016-17 Record ..... 26-11  
 Southeastern Conference Record/Finish ..... 12-6/t-3rd  
 SEC Tournament Record ..... 0-1  
 Postseason ..... NCAA Final Four  
 Letterwinners Returning/Lost..... 7/8  
 Starters Returning/Lost ..... 2/3  
 ..... \*based on final game starters from 2016-17 season  
 Newcomers ..... 7  
 Roster Breakdown ..... 2 graduate, 0 seniors, 3 juniors,  
 ..... 5 sophomores, 5 freshmen



## SOUTHEASTERN CONFERENCE STANDINGS

*As of March 7*

Team	Conference	Overall
Auburn <sup>1</sup>	13-5	25-6
Tennessee <sup>1</sup>	13-5	23-7
Florida	11-7	20-11
Kentucky	10-8	21-10
Missouri	10-8	20-11
Arkansas	10-8	21-10
Mississippi State	9-9	21-10
Texas A&M	9-9	20-11
Alabama	8-10	17-14
LSU	8-10	17-13
South Carolina	7-11	17-15
Georgia	7-11	17-14
Vanderbilt	6-12	12-20
Ole Miss	5-13	12-20

*1 - SEC Co-Champions*

## COACHES TELECONFERENCE

The SEC men's basketball coaches teleconference begins January 8 and runs through March 12. Media representatives wishing to participate in the teleconference should contact the SEC Communications Department for further details. Each coach will appear on the teleconference for seven minutes. All SEC basketball teleconferences can be listened to on the internet at [www.secsports.com](http://www.secsports.com) shortly after the conclusion of the teleconference.

## ORDER OF APPEARANCE

*(All Times Eastern)*

11:00 a.m. .... Bryce Drew, Vanderbilt  
 11:07 a.m. .... Mike White, Florida  
**11:14 a.m. .... Frank Martin, South Carolina**  
 11:21 a.m. .... Mark Fox, Georgia  
 11:28 a.m. .... Will Wade, LSU  
 11:35 a.m. .... John Calipari, Kentucky  
 11:42 a.m. .... Rick Barnes, Tennessee  
 11:49 a.m. .... Mike Anderson, Arkansas  
 11:56 a.m. .... Avery Johnson, Alabama  
 12:03 a.m. .... Bruce Pearl, Auburn  
 12:10 a.m. .... Andy Kennedy, Ole Miss  
 12:17 a.m. .... Ben Howland, Miss. State  
 12:24 a.m. .... Cuonzo Martin, Missouri  
 12:31 a.m. .... Billy Kennedy, Texas A&M

In addition, the SEC men's basketball teams who make it to postseason will be on a teleconference on Monday, March 12 beginning at 10:00 a.m. CT.

## INTERVIEW POLICIES

All interview requests must be made in advance to SID Emily Miles in the South Carolina Athletics Communications and Public Relations Department. Beginning with the start of practice in October, Miles will release a weekly coach and student-athlete availability schedule to media.

Post-Game Interview Policy: After each home game, the visiting coach will address the media first, followed by South Carolina student-athletes then South Carolina head coach Frank Martin. (Depending on deadline, this may be altered on a game-by-game basis).

Road Interview Policy: Interviews with Coach Martin and Gamecock student-athletes while on the road will be scheduled according to the home post-game media procedure.

All interviews are to be coordinated through the Communications and Public Relations Department. This allows the staff to arrange the interview when it best suits the student-athlete's and the reporter's schedules. Please contact the Communications and Public Relations Department in advance to make your interview requests. Media are not permitted to contact student-athletes on their own at any time.

All interviews will take place at the designated media interview site for that day as listed in the weekly availability schedule or in the Communications and Public Relations Department.

Dormitory, apartment and cell phone numbers for student-athletes will not be provided to the media. Should you need to conduct a telephone interview with a student-athlete, a call will be placed to you from the student-athlete at a mutually agreeable time.

## SOUTH CAROLINA COMMUNICATIONS & PR

### EMILY MILES, PRIMARY CONTACT DIRECTOR

cell: 803-727-3284

e-mail: [efeeny@mailbox.sc.edu](mailto:efeeny@mailbox.sc.edu)

Twitter: @EmilyMiles\_SID

Website: [www.GamecocksOnline.com](http://www.GamecocksOnline.com)

Facebook: [www.Facebook.com/GamecockMBB](http://www.Facebook.com/GamecockMBB)

Twitter: @GamecockMBB

Instagram: @GamecockMBB

> South Carolina is 15-2 when scoring 70 or more points this season following Wednesday's season high point output in the 85-84 win vs. Ole Miss.

mances, including a career high 13 rebounds in the Final Four matchup vs. Gonzaga.

**23** - The Gamecocks forced 23 UTEP turnovers on Dec. 17, marking the most turnovers in a game by a Carolina opponent since Alabama had 24 turnovers in the 4OT contest last season at Colonial Life Arena (Feb. 7, 2017).

**35** - Junior forward Chris Silva played a career high 35 minutes in the Dec. 9 win vs. Coastal Carolina, and matched that with 35 minutes in the win at Georgia on Jan. 13 and again in the upset win over No. 18 Kentucky on Jan. 16.

**42** - South Carolina tallied a season high 42 points in the paint in the win at FIU on Nov. 27, paced by Chris Silva's then-career high 26 points. The Gamecocks currently average 24.7 points in the paint per game.

**70+** - South Carolina is 15-2 this season when scoring 70 or more points. Since the beginning of the 2016-17 campaign, the Gamecocks are 32-6 when scoring 70 or more.

**82** - Grad transfer guard Frank Booker has 82 3s on the year, which is a team high. He has hit at least three 3s in 16 games this season and is averaging 41.0 percent from beyond the arc.

**123** - Silva is ranked tied for eighth all-time in Carolina history with 123 blocked shots.

## CAROLINA TRENDS UNDER MARTIN

*Gamecock trends under Frank Martin ...*

> South Carolina is 75-46 when posting at least six made 3s in a game.

- South Carolina posted a season high 13 3s in the home win vs. Georgia on Feb. 21.

> South Carolina is 85-33 when scoring more points in the paint than its opponent.

- The Gamecocks out-scored Ole Miss 28-26 in points in the paint in the SEC Tournament first round.

> South Carolina is 94-40 when holding its opponents to under 45 percent from the field.

- South Carolina held Auburn to just 31.7% in the upset win over the 10th-ranked Tigers on Feb. 17.

> South Carolina is 87-38 when out-rebounding its opponent.

- South Carolina out-rebounded Vanderbilt 41-34 on Jan. 6.

## LOOKING AHEAD, FLORIDA

> The Gators are 20-11 overall this season and are the No. 3 seed in the SEC Tournament after posting an 11-7 record in league play.

> The Gators posted an 80-67 win over Kentucky in the regular-season finale last Saturday.

> Four average double-figure points entering postseason play, led by Jalen Hudson's 15.6 per game. Egor Koulechov (13.8), KeVaughn Allen (11.3) and Chris Chiozza (11.0) also average double-digits.

> Florida is 3-2 in neutral site contests this season, and 8-6 overall in games played away from home.

## LSU GAME NOTES

> Head coach Frank Martin's record moves to 13-7 in overtime in his career as a head coach. The Gamecocks played back-to-back overtime games tonight for the first time since the 2005-06 season (vs. Georgia 1/14/06 & at Vanderbilt 1/18/06).

> After allowing 13 offensive rebounds the first 20 minutes, Carolina allowed just one offensive board combined in the second half and overtime.

> Graduate transfer guards Frank Booker (25) and Wesley Myers (23) combined for 48 of the team's 83 points (57.8 percent) in their Senior Night farewell at Colonial Life Arena.

> Booker matched career-highs in points (25) and made 3s (6). He was 8-for-10 from the floor, and 6-for-7 from behind the arc.

> Myers recorded season-highs in points (23) and rebounds (7). His 11 makes on 14 attempts at the charity stripe are a new career high.

> Booker, Myers and redshirt junior guard Hassani Gravett each played 38 minutes.

## AUBURN GAME NOTES (MARCH 3)

> Graduate transfer guard Frank Booker recorded his first career double-double, recording career-highs in points (27) and rebounds (10). He knocked down five 3s and was 8-for-8 at the free throw line.

> Junior forward Chris Silva had 19 points and 11 rebounds, for his eighth double-double of the 2017-18 season (13th career). He went 8-for-10 from the field in 30 minutes of action.

> The game marked the first time since Michael Carrera (11 points, 10 rebounds) and Sindarius Thornwell (18 points, 11 rebounds) at Georgia, Feb. 2, 2016 that two Carolina players tallied double-doubles in the same game.

> Graduate transfer guard Wesley Myers led the bench players with 11 points.

## OLE MISS GAME NOTES (MARCH 7)

> Carolina scored a season-high 85 points, knocking down 12 3s after shooting nearly 60 percent from behind the arc. Graduate transfer guard Frank Booker (6) and freshman guard Justin Minaya (4) combined for 10 triples. Booker's six made 3-pointers match an all-time high for a Gamecock in SEC tournament play. Current Oklahoma State head coach Mike Boynton Jr. hit six 3s vs. LSU on March 12, 2004 in the conference tournament.

> Over the past eight games, Booker is averaging 17.8 points. He's made 28 3s in that stretch, shooting 43 percent from behind the arc (28-for-65).

> Junior forward Chris Silva scored 21 points and pulled down 11 rebounds for his ninth double-double in 2017-18 (14th career). He played a career-high 38 minutes and his 20 free throw attempts in tonight's game are also a new career high. Silva, who has scored in double-figures 25 times this season, tallied 20 points for the first time since scoring a career-high 27 in the win over No. 20 Kentucky back on Jan. 16.

> Five players (Frank Booker - 21, Chris Silva - 21, Justin Minaya - 16, Maik Kotsar - 14 and Wesley Myers - 10) scored in double-figures for the Gamecocks, marking the first time that's happened this season.

## SILVA NAMED TO SEC COACHES PRESEASON ALL-SEC SECOND TEAM

> Junior forward Chris Silva was named to the SEC Coaches Preseason All-SEC Second Team, the conference office announced on Nov. 10 ahead of the official start of the 2017-18 campaign. Silva is Carolina's top returning scorer (10.2),

## BOWEN SIGNS WITH GAMECOCKS

South Carolina head coach Frank Martin announced on Jan. 10 that Brian Bowen (F -- 6-7 -- 195 -- La Porte, Ind./La Lumiere School/Louisville) has enrolled at the University and has joined the Gamecock men's basketball team. Based on NCAA transfer rules, Bowen will have to sit for two semesters before being eligible to play.

Below is a brief bio on Bowen, and a quote from Martin:

- Consensus five-star recruit
- 2017 McDonald's High School All-American
- Ranked 14th in the ESPN 100 for the Class of 2017, 19th by 247sports.com and 21st nationally according to Rivals
- Averaged 21 points and seven rebounds per game during senior season
- Named the 2017 Gatorade State Player of the Year in Indiana
- Helped La Lumiere capture the Dick's Sporting Goods National Tournament title as a senior, scoring 15 points in the title-game victory
- Named 2017 Jordan Brand Classic MVP (East), after scoring 26 points, hitting 10-of-13 shots overall, including a 6-of-7 mark from beyond the arc, in just 20 minutes of action
- Transferred to La Lumiere following sophomore season from Arthur Hill High School in Saginaw, Mich.
- At Arthur Hill, averaged 19 points, 14 rebounds and four assists per game leading his squad to the Class A state championship game

**Martin on Bowen:** "Brian is an exceptional young man and a basketball player with a very high IQ for the game. He brings a high-level skill set to the court and will make an immediate impact on our team with him joining us on the practice courts this week. He is a strong, athletic small forward, who can really shoot the ball and rebound."

Brian deserves a fresh start and I would like to thank our University administration, President Pastides, our Board of Trustees and Ray Tanner for their hard work and guidance in helping Brian become a member of our Gamecock family."

"What better coach is there to help Brian grow as a student-athlete and more importantly as a young man than Frank Martin and his staff," South Carolina Athletics Director Ray Tanner said. "Over the coming months, we will work diligently with the NCAA through our compliance office to ensure that Brian is eligible for competition."

Bowen, who signed with Louisville in summer 2017, spent the fall semester enrolled at the school but did not play.

rebounder (6.1) and shot blocker (1.4) and a veteran leader of this year's squad. Silva posted 21 double-figure scoring games last season with five double-doubles, including in South Carolina's Final Four matchup versus Gonzaga when he scored 13 points and pulled down a career-high 13 rebounds. In league play in 2017, Silva averaged 10.6 points and 5.0 rebounds per outing, while hitting 54.7 percent from the field.

## FUN FACT

> Did you know? Gamecock players combine to speak nine different languages, below is a breakdown:

**Famouke Doumbia:** English, French, Bambara, Malinké

**Silva:** English, French, Portuguese

**Kotsar:** English, Estonian

**Gueye:** English, Wolof, French

**Booker:** English, Icelandic

**Haase:** English, Spanish



## RECORD BOOK WATCH

### CAREER

#### BLOCKED SHOTS

1. 275, Sam Muldrow (2007-11)
2. 249, Brandon Wallace (2003-07))
3. 235, Danny Traylor (1971-73)
4. 230, Alex English (1973-76)
5. 226, Jeff Roulston (1989-92)
6. 160, Mike Brittain (1983-86)
7. 124, Ryan Stack (1995-98)
8. 123, Tony Kitchings (1999-2003)
- 123, **Chris Silva (2015-present)**
10. 112, Renaldo Balkman (2003-06)

#### FREE THROWS MADE

1. 672, BJ McKie (1996-99)
2. 578, John Roche (1969-71)
3. 570, Sindarius Thornwell (2013-17)
4. 567, Art Whisnant (1960-62)
5. **407, Chris Silva (2015-present)**
6. 389, Jimmy Foster (1981-84)
7. 382, Lee Collins (1953-56)
8. 382, Kevin Joyce (1971-73)
9. 356, Mike Dunleavy (1973-76)
10. 355, Devan Downey (2007-10)

#### FREE THROWS ATTEMPTED

1. 880, Art Whisnant (1960-62)
2. 873, BJ McKie (1996-99)
3. 770, Jimmy Foster (1981-84)
4. 739, Sindarius Thornwell (2013-17)
5. 704, John Roche (1969-71)
6. 598, Joe Smith (1952-55)
7. **564, Chris Silva (2015-present)**
8. 540, Jim Slaughter (1948-51)
9. 522, Lee Collins (1953-56)
10. 511, Tom Riker (1970-72)


### SINGLE-SEASON

#### 3-POINT FIELD GOALS MADE

1. 117, Jamel Bradley (2002)
2. 93, Brenton Williams (2014)
3. **82, Frank Booker (present)**
4. 79, Mike Boynton, Jr. (2004)
5. 78, Larry Davis (1996)
6. 76, Jamel Bradley (2001)
7. 74, Larry Davis (1997)
8. 71, Tarence Kinsey (2006)
9. 69, Duane Notice (2017)
- 69, Devan Downey (2010)

#### FREE THROWS MADE

1. 234, Grady Wallace (1957)
2. 215, Sindarius Thornwell (2017)
- 215, John Roche (1971)
- 213, Art Whisnant (1962)
5. **206, Chris Silva (2018)**
- 205, BJ McKie (1998)
- 184, John Roche (1969)
- 181, Zam Fredrick (1981)
- 179, John Roche (1970)
10. 166, BJ McKie (1997)



## RICH NAMED 2018 SEC LEGEND

> The Southeastern Conference released its 2018 Allstate SEC Basketball Legends on Feb. 21, and it was announced that Gamecock great Carey Rich (1993-95) has been selected as South Carolina's representative this season.

Featuring former greats from all 14 SEC member institutions, the Allstate® SEC Basketball Legends will be honored at the SEC Men's Basketball Tournament March 7-11 at Scottrade Center in St. Louis, Mo. Each legend will be recognized at halftime of his institution's first game at the tournament.

namant.

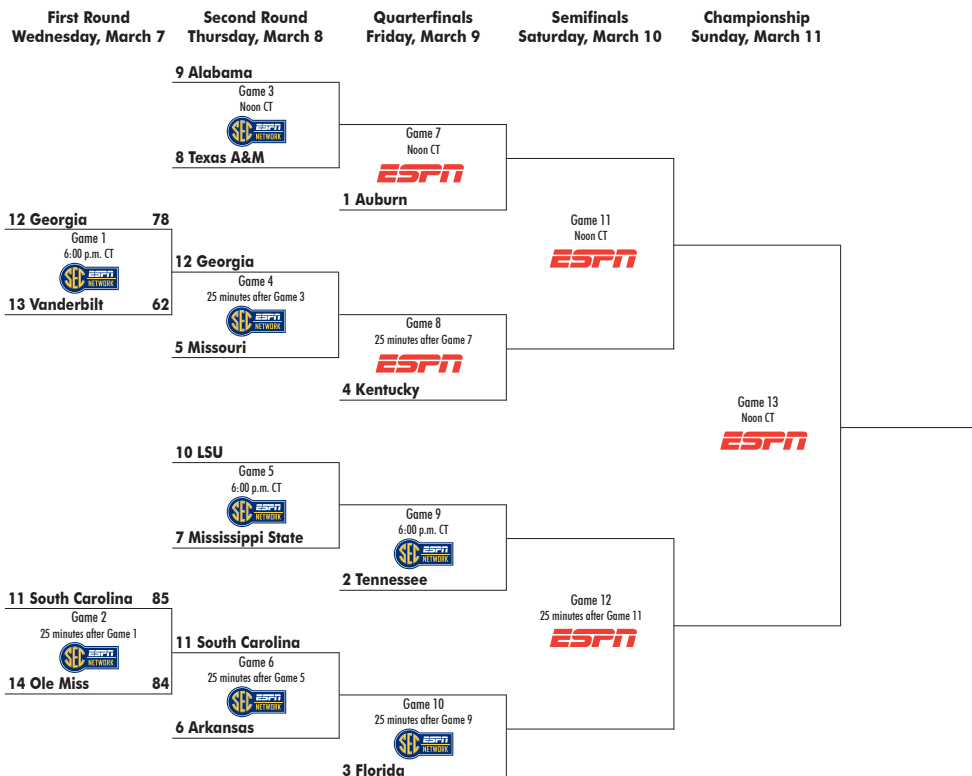
Carey Rich lettered for the Gamecocks in 1993, 1994 and 1995. He scored 784 career points and dished 340 assists playing in 79 career games. He ranks sixth all-time in Carolina history with 4.30 assists per game, and his 5.16 assists per game during the 1994 season rank seventh in Gamecock history for a single season. As a senior, he averaged 13.4 points, leading the team in scoring. He also averaged 3.3 rebounds and 3.1 assists per game in his final year in the Garnet and Black. He served as team captain in the 1993-94 and 1994-95 seasons. Rich is very involved in basketball and events locally in Columbia. He was also inducted into the Richland One Hall of Fame in Columbia in January.

Along with Rich, the 2018 class includes James Robinson (Alabama), Jonathon Modica (Arkansas), Joel Eaves (Auburn), David Lee (Florida), Chad Kessler (Georgia), Joe Crawford (Kentucky), John Brady (LSU), Rob Evans (Ole Miss), Ray White (Mississippi State), Doug Smith (Missouri), Howard Wood (Tennessee), Barry Davis (Texas A&M) and Godfrey Dillard (Vanderbilt). This marks the 20th year of the SEC Basketball Legends program.

## 2018 SEC TOURNAMENT BRACKET



March 7-11 • Scottrade Center • St. Louis, Mo.



# EARLIER THIS SEASON VS. ARKANSAS



65



81

## GAME 24 (13-11, 4-7 SEC)

Fayetteville, Ark.

Bud Walton Arena

Feb. 6, 2018

*Holden matches season high 11 points*

**FAYETTEVILLE, Ark. (AP)** - Daryl Macon and Jaylen Barford combined to score 49 points to help Arkansas end a two-game losing streak with an 81-65 win over South Carolina on Tuesday night.

Macon led the way with 25 points for the Razorbacks (16-8, 5-6 Southeastern Conference), who entered the game having lost six of their last 10 games after opening the season 11-2. The senior has now scored 20 or more points in six straight games.

Barford added 24 points, and freshman Daniel Gafford added 11 points on 5-of-7 shooting for Arkansas. The Razorbacks scored 26 points off 18 turnovers by the Gamecocks (13-11, 4-7), and they held last year's Final Four squad to 41.2-percent (21 of 51) shooting from the field.

Hassani Gravett scored 12 points to lead South Carolina, which has lost four straight games for the first time since the 2014-15 season. Justin Minaya and Kory Holden added 11 points apiece.

## GAME 24



Official Basketball Box Score - Game Totals - Final Statistics  
**South Carolina vs Arkansas**  
02/06/18 6 p.m. at Fayetteville, Ark. (Bud Walton Arena)

### South Carolina 65 • 13-11, 4-7 SEC

#	Player	Total			3-Ptr			Rebounds			PF	TP	A	TO	Blk	Stl	Min
		FG	FGA	FT	FGA	FTA	FT	Off	Def	Tot							
10	MINAYA, Justin	5	10	1	3	0	0	1	3	4	5	11	4	1	1	0	36
21	KOTSAR, Malik	2	4	1	1	2	2	1	3	4	3	7	1	1	0	2	19
30	SILVA, Chris	1	5	0	0	6	8	4	2	6	0	8	3	4	1	1	27
02	GRAVETT, Hassani	3	9	1	4	5	5	0	7	4	12	4	4	0	0	28	
23	HINSON, Evan	0	0	0	0	0	0	2	2	4	2	0	0	2	0	0	8
00	BEATTY, David	0	2	0	1	0	0	0	0	0	2	0	1	0	0	0	7
01	HOLDEN, Kory	3	8	2	4	3	4	1	1	2	1	11	1	1	0	0	15
05	BOOKER, Frank	2	3	0	1	0	0	0	1	1	2	4	2	0	0	0	13
12	GUEYE, Khadim	0	0	0	0	0	0	0	0	0	0	0	0	0	0	0	1
13	HAASE, Felipe	4	8	1	4	0	0	0	1	1	3	9	1	3	0	1	25
15	MYERS, Wesley	1	2	0	0	1	1	0	2	2	1	3	0	1	0	1	14
33	CUDD, Jason	0	0	0	0	0	0	0	0	0	0	0	0	0	0	0	7
Team								1	1	2							
Totals		21	51	6	18	17	20	10	23	33	23	65	17	18	2	5	200

FG % 1st Half: 11-24 45.8% 2nd half: 10-27 37.0% Game: 21-51 41.2% Deadball  
3FG % 1st Half: 4-9 44.4% 2nd half: 2-9 22.2% Game: 6-18 33.3% Rebounds  
FT % 1st Half: 12-15 80.0% 2nd half: 5-5 100.0 Game: 17-20 85.0% 1,1

### Arkansas 81 • 16-8, 5-6 SEC

#	Player	Total			3-Ptr			Rebounds			PF	TP	A	TO	Blk	Stl	Min
		FG	FGA	FT	FGA	FTA	FT	Off	Def	Tot							
02	BAILEY, ADRIANO	0	1	0	0	0	0	0	2	2	2	0	0	2	0	0	14
10	GAFFORD, DANIEL	5	7	0	0	1	3	0	6	6	3	11	0	0	3	0	19
00	BARFORD, JAYLEN	7	16	5	9	5	6	0	1	1	24	1	2	0	2	31	
04	MACON, DARYL	5	12	3	7	12	13	0	1	1	2	25	4	1	0	3	33
31	BEARD, ANTON	2	5	0	1	1	2	0	0	0	2	5	2	1	0	1	22
01	THOMPSON, TREY	2	2	0	0	2	2	3	3	6	3	6	1	1	3	1	25
05	COOK, ARLANDO	0	1	0	0	0	0	0	0	0	0	0	0	2	0	0	5
15	HOLMES, JONATHAN	0	0	0	0	0	0	0	0	0	0	0	0	0	0	0	0+
20	HALL, DARIOUS	1	3	0	0	1	2	1	1	2	1	3	0	1	1	1	15
22	OSABUOHIE, GABE	0	0	0	0	0	0	1	3	4	3	0	2	2	0	0	17
23	JONES, CJ	3	6	0	3	1	1	0	4	4	0	7	1	0	0	0	19
Team								2	1	3							
Totals		25	53	8	20	23	29	7	22	29	17	81	11	13	7	8	200

FG % 1st Half: 15-31 48.4% 2nd half: 10-22 45.5% Game: 25-53 47.2% Deadball  
3FG % 1st Half: 4-12 33.3% 2nd half: 4-8 50.0% Game: 8-20 40.0% Rebounds  
FT % 1st Half: 9-11 81.8% 2nd half: 14-18 77.8% Game: 23-29 79.3% 3

Officials: Michael Stephens, Kipp Kissinger, William Covington  
Technical fouls: South Carolina-None. Arkansas-None.

Attendance: 14956

Estimated Actual Attendance: 7,089

Fouled Out: South Carolina #10, Minaya (0:10.7, 2H)

Score by periods	1st	2nd	Total
South Carolina	38	27	65
Arkansas	43	38	81

Last FG - SC 2nd-03:08, AR 2nd-04:25.  
Largest lead - SC by 5 1st-14:47, AR by 17 2nd-06:09.  
SC led for 04:31, AR led for 34:36. Game was tied for 00:53.

	In	Off	2nd	Fast	Bench
Points	Paint	T/O	Chance	Break	
SC	20	11	7	4	27
AR	24	26	12	6	16

Score tied - 5 times.  
Lead changed - 6 times.



SEC TOURNAMENT HISTORY

ALL-TIME RECORD: 21-26 (.446)  
SEMIFINAL APPEARANCES: 6 (2-4)  
FINALS APPEARANCES: 2 (0-2)

All-Time SEC Tournament Records Versus Opponents

	Record	Last Played
Alabama	2-5	2017, QF Round, Loss
Arkansas	2-2	2014, Second Round, Win
Auburn	1-2	2014, First Round, Win
Florida	1-2	2006, Finals, Loss
Georgia	0-3	2016, QF Round, Loss
Kentucky	2-3	2006, Semis, Win
LSU	3-0	2008, First Round, Win
Ole Miss	5-4	2018, First Round, Win
Miss. State	2-2	2013, First Round, Loss
Missouri	1-0	2015, First Round, Win
Tennessee	2-3	2014, QF Round, Loss
Texas A&M	0-0	Never Played
Vanderbilt	0-0	Never Played

Year-By-Year SEC Tournament Record

Year	Seed	Round	Opponent	Result	Location
1992	E6	1st	Tennessee	L, 63-70	Birmingham
1993	E5	1st	Alabama	L, 87-79	Lexington
1994	E5	1st	Ole Miss	W, 80-57	Memphis
		2nd	Florida	L, 57-84	Memphis
1995	E5	1st	Auburn	L, 66-81	Atlanta
1996	E3	1st	LSU	W, 85-76	New Orleans
		2nd	Arkansas	L, 58-80	New Orleans
1997	E1	2nd	Alabama	W, 72-61	Memphis
		Semis	Georgia	L, 63-78	Memphis
1998	E2	2nd	Florida	W, 71-60	Atlanta
		Semis	Ole Miss	W, 87-77	Atlanta
		Finals	Kentucky	L, 56-86	Atlanta
1999	E6	1st	Ole Miss	L, 60-64	Atlanta
2000	E5	1st	Alabama	W, 69-59	Atlanta
		2nd	Tennessee	W, 75-68	Atlanta
		Semis	Auburn	L, 72-77 (OT)	Atlanta
2001	E5	1st	Miss. State	W, 69-62	Nashville
		2nd	Kentucky	L, 65-78	Nashville
2002	E6	1st	Ole Miss	W, 69-67	Atlanta
		2nd	Kentucky	W, 70-57	Atlanta
		Semis	Alabama	L, 57-65	Atlanta
2003	E4	1st	Ole Miss	L, 56-62	New Orleans
2004	E3	1st	Arkansas	W, 91-81	Atlanta
		2nd	LSU	W, 85-64	Atlanta
		Semis	Kentucky	L, 63-78	Atlanta
2005	E4	1st	Ole Miss	L, 52-53	Atlanta
2006	E5	1st	Miss. State	W, 59-44	Nashville
		2nd	Tennessee	W, 79-71	Nashville
		Semis	Kentucky	W, 65-61	Nashville
		Finals	Florida	L, 47-49	Nashville
2007	E6	1st	Arkansas	L, 52-82	Atlanta
2008	E5	1st	LSU	W, 77-73	Atlanta
		2nd	Tennessee	L, 87-89	Atlanta
2009	E2	2nd	Miss. State	L, 68-82	Tampa
2010	E5	1st	Alabama	L, 63-68	Nashville
2011	E6	1st	Ole Miss	L, 55-66	Atlanta
2012	12	1st	Alabama	L, 57-63	New Orleans
2013	12	1st	Miss. State	L, 59-70	Nashville
2014	13	1st	Auburn	W, 74-56	Atlanta
		2nd	Arkansas	W, 71-69	Atlanta
		QF	Tennessee	L, 44-59	Atlanta
2015	11	1st	Missouri	W, 63-54	Nashville
		2nd	Ole Miss	W, 60-58	Nashville
		QF	Georgia	L, 62-74	Nashville
2016	3	QF	Georgia	L, 64-65	Nashville
2017	4	QF	Alabama	L, 53-64	Nashville
2018	11	1st	Ole Miss	W, 85-84	St. Louis

Record By Venue

City	Venue	Record
Atlanta, Ga.	Georgia Dome	11-11
Birmingham, Ala.	Birmingham-Jefferson Civic Ctr.	0-1
Lexington, Ky.	Rupp Arena	0-1
Memphis, Tenn.	The Pyramid	2-2
Nashville, Tenn.	Sommer Center	4-2
Nashville, Tenn.	Bridgestone Arena	2-5
New Orleans, La.	Louisiana Superdome	1-2
New Orleans, La.	New Orleans Arena	0-1
St. Louis, Mo.	Scottrade Center	1-0
Tampa, Fla.	St. Pete Times Forum	0-1

SEC TOURNAMENT TEAM SUPERLATIVES

POINTS

**Most:** 91, vs. Arkansas, 3-11-04  
Opponents: 89 by Tennessee, 3-14-08  
**Fewest:** 44 vs. Tennessee, 3-14-14  
Opponents: 44 by Mississippi State, 3-9-06  
**Most In One Half:** 53, second half vs. Ole Miss, 3-7-98  
Opponents: 63, second half by Arkansas, 3-11-04  
**Fewest In One Half:** 18, first half vs. Tennessee, 3-14-14;  
first half vs. Florida, 3-12-06  
Opponents: 18, first half by Arkansas, 3-11-04

FIELD GOALS

**Most Made:** 30 vs. Alabama, 3-11-93  
Opponents: 35 by Tennessee, 3-14-08  
**Most Attempted:** 76 vs. Mississippi State, 3-13-09  
Opponents: 76 by Ole Miss, 3-7-98  
**Best Percentage:** .605 (26-43), vs. Alabama, 3-7-97  
Opponents: .565 (35-62), 89 by Tennessee, 3-14-08  
**Worst Percentage:** .299 (20-67) vs. Ole Miss, 3-10-11  
Opponents: .302 (16-53) vs. Ole Miss, 3-12-15  
**Best One-Half Percentage:** .700 (20-30), second half vs. Tennessee, 3-10-06  
Opponents: .731 (19-26), second half by Tennessee, 3-14-08  
**Worst One-Half Percentage:** .242 (8-33), first half vs. Florida, 3-12-06  
Opponents: .226 (7-31), second half by Ole Miss, 3-10-94

3-POINT FIELD GOALS

**Most Made:** 12 vs. Ole Miss, 3-7-18  
Opponents: 13 by Kentucky, 3-8-98  
**Most Attempted:** 31 vs. Mississippi State, 3-13-13  
Opponents: 31, Ole Miss, 3-7-18  
**Best Percentage:** .733 (11-15) vs. Auburn, 3-12-14  
Opponents: .571 (4-7), by Tennessee, 3-12-92

FREE THROWS

**Most Made:** 39 vs. Ole Miss, 3-7-98, 39 vs. Arkansas, 3-11-04  
Opponents: 26 vs. Arkansas, 3-11-04  
**Most Attempted:** 50 vs. Arkansas, 3-11-04  
Opponents: 31 vs. Arkansas, 3-11-04  
**Best Percentage:** .900 (18-20) vs. Ole Miss, 3-13-03  
Opponents: .923 (12-13), vs. Tennessee, 3-10-00  
**Worst Percentage:** .375 (3-8), vs. Alabama, 3-9-02  
Opponents: .429 (9-21), by Kentucky, 3-9-01; (3-7), by Ole Miss, 3-10-05  
**Best One-Half Percentage:** 1.000, (8-8), first half vs. Tennessee, 3-14-08  
Opponents: 1.000 (11-11), first half by Tennessee, 3-10-00  
**Worst One-Half Percentage:** .000 (0-1), first half vs. Ole Miss, 3-4-99  
Opponents: .222 (2-9), first half by Alabama, 3-11-93

MISCELLANEOUS

**Most Rebounds:** 43 vs. Ole Miss, 3-10-11  
Opponents: 50 by Mississippi State, 3-13-09  
**Most Assists:** 22 vs. Louisiana State, 3-7-96  
Opponents: 27 by Tennessee, 3-14-08  
**Most Steals:** 13 vs. Alabama, 3-9-00  
Opponents: 14 by Kentucky, 3-9-01  
**Most Blocked Shots:** 10 vs. Ole Miss, 3-10-11  
Opponents: 9 by Ole Miss, 3-10-94; by Auburn, 3-12-14  
**Most Turnovers:** 23 vs. Kentucky, 3-9-01  
Opponents: 23 by Ole Miss, 3-10-94  
**Fewest Turnovers:** 5 vs. Mississippi State, 3-13-09  
Opponents: 4 by Arkansas, 3-08-07

SEC TOURNAMENT INDIVIDUAL SUPERLATIVES

POINTS

**Most:** 37, BJ McKie vs. Ole Miss, 3-7-98  
Opponents: 26, David Sanders, Ole Miss, 3-7-02  
**FIELD GOALS**  
**Most Made:** 10, Jo Jo English vs. Tennessee, 3-12-92;  
BJ McKie vs. Ole Miss, 3-4-99; Devan Downey vs. Tennessee, 3-14-08  
Opponents: 10, Jason Smith, Ole Miss, 3-4-99; David Sanders, Ole Miss, 3-7-02  
**Most Attempted:** 22, Jo Jo English vs. Tennessee, 3-12-92;  
BJ McKie vs. Ole Miss, 3-4-99  
Opponents: 26, Brian Williams, Alabama, 3-7-97

3-POINT FIELD GOALS

**Most Made:** 6, Mike Boynton, Jr. vs. Louisiana State, 3-12-04; Frank Booker, vs. Ole Miss, 3-7-18  
Opponents: 7, Pat Bradley, Arkansas, 3-8-96  
**Most Attempted:** 13, BJ McKie vs. Ole Miss, 3-4-99  
Opponents: 15, Brian Williams, Alabama, 3-7-97

FREE THROWS

**Most Made:** 20, BJ McKie vs. Ole Miss, 3-7-98  
Opponents: 9, Duane Spencer, Louisiana State, 3-7-96;  
9, Olu Famutimi, Arkansas, 3-11-04  
**Most Attempted:** 22, BJ McKie vs. Ole Miss, 3-7-98  
Opponents: 12, Jason Smith, Ole Miss, 3-7-98

MISCELLANEOUS

**Most Rebounds:** 16, Brandon Wallace vs. Arkansas, 3-11-07  
Opponents: 15, Chris Davis, Auburn, 3-9-95; Jarnell Stokes, Tennessee, 3-14-14  
**Most Assists:** 11, Devan Downey vs. LSU, 3-13-08  
Opponents: 8, Marlon Towns, Arkansas, 3-8-96; Rajon Rondo, Kentucky, 3-11-06  
**Most Steals:** 5, Carey Rich vs. Auburn, 3-9-95; Chuck Eidson vs. Tennessee, 3-10-00; Devan Downey vs. Tennessee, 3-14-08  
Opponents: 5, Eddie Shannon, Florida, 3-6-98; Donte Prewlow, Mississippi State, 3-13-13  
**Most Blocked Shots:** 7, Sam Muldrow vs. Ole Miss, 3-10-11  
Opponents: 7, Asauhn Dixon-Tatum, Auburn, 3-12-14



# 2017-18 SOUTH CAROLINA MEN'S BASKETBALL ROSTER

## ROSTER BREAKDOWN

### Returning Starters (2)

Maik Kotsar

Chris Silva

*\*based on final game of 2016-17 season*

### Returning Letterwinners (7)

Tommy Corchiani

Hassani Gravett

Khadim Gueye

Evan Hinson

Maik Kotsar

Christian Schmitt

Chris Silva

### Guards (7)

David Beatty

Frank Booker

Tommy Corchiani

Hassani Gravett

Evan Hinson

Wesley Myers

Christian Schmitt

### Forwards (7)

Jason Cudd

Ibrahim Famouke Doumbia

Khadim Gueye

Felipe Haase

Maik Kotsar

Justin Minaya

Chris Silva

### By Height

Christian Schmitt (5-11)

Wesley Myers (6-1)

David Beatty (6-2)

Hassani Gravett (6-2)

Frank Booker (6-3)

Tommy Corchiani (6-3)

Evan Hinson (6-4)

Justin Minaya (6-5)

Ibrahim Famouke Doumbia (6-6)

Felipe Haase (6-9)

Chris Silva (6-9)

Maik Kotsar (6-10)

Khadim Gueye (7-0)

Jason Cudd (7-1)

### Alphabetical Roster

No.	Name	Pos.	Ht.	Wt.	Cl.	Exp.	Hometown/High/Last School
0	David Beatty	G	6-2	205	FR	HS	Philadelphia, Pa./Imhotep Institute Charter High School
5	Frank Booker	G	6-3	208	GR	3VL/TR	Augusta, Ga./Westside/Oklahoma/FAU
20	Tommy Corchiani	G	6-3	180	SO	1VL	Raleigh, N.C./Ravenscroft High School
33	Jason Cudd	F	7-1	255	FR	HS	Myrtle Beach, S.C./Socastee
14	Ibrahim Famouke Doumbia	F	6-6	205	FR	HS	Bamako, Mali/Miami Country Day School
2	Hassani Gravett	G	6-2	187	R-JR	1VL/TR	Villa Rica, Ga./Alexander/Pensacola State College
12	Khadim Gueye	F	7-0	248	SO	1VL	Dakar, Senegal/Victory Rock Prep (Bradenton, Fla.)
13	Felipe Haase	F	6-9	249	FR	HS	Osorno, Chile/Miami (Fla.) Christian School
23	Evan Hinson	G	6-4	240	SO	1VL	Deltona, Fla./Deltona
21	Maik Kotsar	F	6-10	260	SO	1VL	Tallinn, Estonia/Sunrise Christian Academy (Wichita, Kan.)
10	Justin Minaya	F	6-5	210	FR	HS	Harrington Park, N.J./Northern Valley at Old Tappan
15	Wesley Myers	G	6-1	193	GR	3VL/TR	Brooklyn, N.Y./Boys and Girls High School/Niagara/Maine
25	Christian Schmitt	G	5-11	180	SO	1VL	Mars, Pa./Mars Area
30	Chris Silva	F	6-9	223	JR	2VL	Libreville, Gabon/Roselle (N.J.) Catholic

### Numerical Roster

No.	Name	Pos.	Ht.	Wt.	Cl.	Exp.	Hometown/High/Last School
0	David Beatty	G	6-2	205	FR	HS	Philadelphia, Pa./Imhotep Institute Charter High School
2	Hassani Gravett	G	6-2	187	R-JR	1VL/TR	Villa Rica, Ga./Alexander/Pensacola State College
5	Frank Booker	G	6-3	208	GR	3VL/TR	Augusta, Ga./Westside/Oklahoma/FAU
10	Justin Minaya	F	6-5	210	FR	HS	Harrington Park, N.J./Northern Valley at Old Tappan
12	Khadim Gueye	F	7-0	248	SO	1VL	Dakar, Senegal/Victory Rock Prep (Bradenton, Fla.)
13	Felipe Haase	F	6-9	249	FR	HS	Osorno, Chile/Miami (Fla.) Christian School
14	Ibrahim Famouke Doumbia	F	6-6	205	FR	HS	Bamako, Mali/Miami Country Day School
15	Wesley Myers	G	6-1	193	GR	3VL/TR	Brooklyn, N.Y./Boys and Girls High School/Niagara/Maine
20	Tommy Corchiani	G	6-3	180	SO	1VL	Raleigh, N.C./Ravenscroft High School
21	Maik Kotsar	F	6-10	260	SO	1VL	Tallinn, Estonia/Sunrise Christian Academy (Wichita, Kan.)
23	Evan Hinson	G	6-4	240	SO	1VL	Deltona, Fla./Deltona
25	Christian Schmitt	G	5-11	180	SO	1VL	Mars, Pa./Mars Area
30	Chris Silva	F	6-9	223	JR	2VL	Libreville, Gabon/Roselle (N.J.) Catholic
33	Jason Cudd	F	7-1	255	FR	HS	Myrtle Beach, S.C./Socastee

**Head Coach:** Frank Martin (Florida International, '93)

**Assistant Coach:** Perry Clark (Gettysburg, '74)

**Assistant Coach:** Chuck Martin (Monmouth, '93)

**Assistant Coach:** Bruce Shingler (St. Augustine's College, '05)

**Director of Basketball Operations:** Andy Assaley (Cincinnati, '96)

**Strength & Conditioning Coach:** Scott Greenawalt (Muskingum College, '98)

**Athletic Trainer:** Mark Rodger (Buffalo, '01)

**Video Coordinator:** Jay Gibbons (Clayton State, '03)

**Student-Athlete Development:** Doug Edwards (Florida State, '07)

**Special Assistant to the Head Coach:** Jarett Gerald (South Carolina, '11)

**Director of Social Media:** Dushawn Davis (Coastal Carolina, '11)

**Graduate Student Manager:** Brian Steele (South Carolina, '16)

**Student Assistant Coach:** TeMarcus Blanton

**Administrative Assistant:** John Reynolds (The Citadel, '11)

**Administrative Assistant:** Justin McKie (South Carolina, '17)

**Director of Athletics Communications and Public Relations:** Emily Miles (Ball State, '03)

## TOP RETURNING ...

Scorer .....	Silva, 10.2 ppg
Rebounder .....	Silva, 6.1 rpg
Assist Maker .....	Gravett, 1.4 apg
FG Shooter * .....	Silva, 52.4% (122-233)
3-Point FG Shooter \$ .....	Gravett 21.7% (15-69)
FT Shooter \$ .....	Silva, 74.9% (134-179)
Shot Blocker .....	Silva, 1.4 bpg
Steal Maker .....	Kotsar, 0.7 spg

\* at least 100 attempts

\$ at least 50 attempts

## PRONUNCIATION GUIDE

HA-deem Gaye
Mike Coat-sar
Fa-leep-ay Haas-ay
E-BRAH-heem Fa-MOO-kay DOOM-bia



# HEAD COACH FRANK MARTIN

HEAD COACH | 11TH SEASON OVERALL | 330-143 (.616) | SIXTH SEASON AT SOUTH CAROLINA | 113-89 (.559)

## THE MARTIN FILE

### COACHING

#### Experience

33rd year

#### College Experience

18th season

#### College Head Coach Experience

11th season

#### Hire Date At Carolina

March 27, 2012

### PERSONAL

#### Hometown

Miami, Fla.

#### Alma Mater

Florida International, 1993 (B.A. Physical Ed.)

#### Family

Wife, Anya

Children, Brandon, Amalia and Christian

### COACHING RESUME

#### High School

Miami Senior High, 1985-93

Varsity Boys' Assistant Coach

Junior Varsity Boys' Head Coach

North Miami High, Head Coach, 1993-95

Miami Senior High, Head Coach, 1995-98

B.T. Washington High, Head Coach, 1999-2000

#### College Assistant Coach

Northeastern, 2000-04

Cincinnati, 2004-06

Kansas State, 2006-07

#### College Head Coach

Kansas State, 2007-12

South Carolina, 2012-present

Frank Martin was named the head men's basketball coach at the University of South Carolina on March 27, 2012, becoming the 32nd head coach in the history of the South Carolina program, which enters its 110th season as a varsity sport in 2017-18. Martin owns a 213-128 (.624) overall record as a head coach, entering his 11th season overall, and a 96-74 (.564) record entering his sixth season at South Carolina. Martin was named the 2017 Jim Phelan National Coach of the Year after leading the Gamecocks to the best season in school history during the 2016-17 campaign, as the squad advanced to the program's first Final Four and recorded a school record 26 wins.

Since his appointment as head coach in Columbia, Martin, 51, and his wife Anya, have become fixtures in the community. He has spoken at numerous events, including Gamecock Club chapter events, numerous community council and rotary club events, coaching clinics, the Fathers and Families Decades of Dads event and the Heroes in Blue Knight of Honor Gala, among others. Martin has also been honored with several community awards, including being named a 2016 Fatherhood Champion at the Palmetto State Fatherhood Awards Breakfast and Fundraiser.

The Martin's have hosted the "B-Ball of the South," an event in conjunction with the National Association of Basketball Coaches (NABC), and the American Cancer Society, benefitting "Coaches vs. Cancer," during their time at Carolina. The first "B-Ball of the South," held in May 2013, raised \$140,000 from charitable donations and a live auction to benefit the "Coaches vs. Cancer" initiative. Year two saw continued success, as the Kentucky Derby themed event raised \$129,470 and year three saw the event raise \$145,735. For his outstanding efforts for the "Coaches vs. Cancer" initiative, Martin was honored with the 2016 Champion Award from the organization at the 2016 Final Four in Houston.

The 2016-17 campaign would go on to be the best season in school history, as the Gamecocks set a school record with 26

wins, advanced to the NCAA Tournament for the first time since 2004, posted the first program win in the NCAA Tournament since 1973, and advanced to the school's first-ever Final Four, falling by just four points, 77-73, to Gonzaga in the national semifinals in Phoenix. South Carolina captured back-to-back 20-win seasons for the first time since a string of three-straight 20-win campaigns from 2003-2006, and the Gamecocks posted double-digit league victories for just the fifth time since joining the SEC in 1992.

South Carolina was ranked in the AP poll for nine weeks and in the coaches poll for 10 weeks during the regular season, and the Gamecocks were ranked No. 6 in the final USA Today Coaches Poll following the Final Four run. Carolina rose to as high as 16th in the AP Poll, which was its highest rank since the Gamecocks were ranked 14th in the final poll of the 1997-98 season.

After the magical season, it would be announced that school records for total attendance and average attendance were set at Colonial Life Arena during the 2016-17 season. Nationally, the Gamecocks ranked 15th in total attendance, as 241,126 fans saw Carolina in action at home during the season, an average of 13,396 fans per game, which ranked 21st nationally.

Prior to his appointment in Columbia, Martin spent the previous five seasons as the head coach at Kansas State University, leading the Wildcats to the NCAA Tournament four times, including a trip to the Elite Eight, during the 2009-10 campaign when the squad won a school record 29 contests. Martin's Wildcats won at least 21 games in each of his five seasons at the helm, as the program compiled a record of 117-54 (.684) under his direction.

A native of Miami, Fla., Martin earned his bachelor's degree in physical education from Florida International in 1993. He and his wife, Anya, have three children, Brandon, Amalia and Christian.

## MARTIN'S CAREER RECORD, YEAR-BY-YEAR

YEAR	RECORD	CONFERENCE (FINISH)	POSTSEASON
2007-08	21-12	10-6 (3rd)	1-1; NCAA Tournament 2nd Round
2008-09	22-12	9-7 (4th)	1-1; NIT
2009-10	29-8	11-5 (2nd)	3-1; NCAA Tournament Elite Eight
2010-11	23-11	10-6 (3rd)	1-1; NCAA Tournament Third Round
2011-12	22-11	10-8 (5th)	1-1; NCAA Tournament Third Round
2012-13	14-18	4-14 (12th)	-
2013-14	14-20	5-13 (13th)	-
2014-15	17-16	6-12 (11th)	-
2015-16	25-9	11-7 (3rd)	1-1; NIT
2016-17	26-11	12-6 (3rd)	4-1; NCAA Final Four
2017-18	17-15	7-11	-
<b>Totals</b>	<b>230-143 (.616)</b>	<b>95-95 (.500)</b>	<b>12-7 (.631)/5 NCAA/2 NIT</b>



# GAMECOCK SUPERLATIVES

## GAMECOCKS' RECORD WHEN ...

At home	10-5
On the road	4-8
At neutral sites	3-2
In overtime	1-1
vs. Top 25 team	3-4
vs. Top 10 team	1-0
vs. Top 3 team	0-0
Leading at half	13-2
Trailing at half	3-13
Tied at half	2-0
Shooting 50% or better	2-4
Shooting between 39-49%	10-3
Shooting less than 39%	5-11
Opp. shooting 50% or better	0-4
Opp. shooting between 39-49%	9-9
Opp. shooting less than 39%	8-2
Shooting better than opp.	12-1
Shooting worse than/equal to opp.	5-14
Starters out-score opp. starters	12-6
Opp. starters score/equal more	5-9
Bench out-scores opp. bench	11-6
Opp. bench scores/equals more	6-9
Having more FTs than opp.	12-3
Having equal/less FTs than opp.	5-12
Have more TOs than opp.	3-8
Having equal/less TOs than opp.	14-7
Having more rebounds than opp.	11-10
Having equal/less rebounds than opp.	6-5
Making 6 or more 3FGs	14-9
Having 15 or more assists	5-2
Score more points in paint than opp.	10-4
Scoring equal/less points in paint than opp.	7-11
Scoring more points off TOs than opp.	13-5
Scoring equal/less points off TOs than opp.	4-10
Scoring more 2nd-chance points than opp.	12-8
Scoring equal/less 2nd-chance points than opp.	5-7
Scoring more fast break points than opp.	8-1
Scoring equal/less fast break points than opp.	9-14
Wearing white uniforms	10-6
Wearing Garnet uniforms	3-4
Wearing Black uniforms	4-5
Playing on live TV/live broadcast	17-15
Playing in November	5-2
Playing in December	4-2
Playing in January	4-5
Playing in February	3-5
Playing in March	1-1
Playing a day-game	7-6
Playing a night-game	10-9
Playing on Sunday	1-1
Playing on a Monday	1-0
Playing on a Tuesday	1-4
Playing on a Wednesday	6-2
Playing on a Thursday	0-2
Playing on a Friday	2-0
Playing on a Saturday	5-6
Scoring margin is 5 points or less	3-5
Margin is between 6-10	6-3
Margin is between 11-20	5-5
Margin is more than 20	3-2
Scoring 59 points or less	0-2
Scoring 60-69 points	2-10
Scoring 70-79 points	9-2
Scoring 80-89 points	6-0
Scoring 90-99 points	0-0
Scoring 100+ points	0-0

## MISCELLANEOUS

Current streak	W1
Home court streak	W3
Away streak	L4
Neutral court streak	W1

(tied for team lead also included)

Scoring Leaders	'17-18	Career
Chris Silva	13	15
Frank Booker	12	12*
Wes Myers	5	5*
Hassani Gravett	4	4
Justin Minaya	3	3
Maik Kotsar	1	2
David Beatty	1	1

Rebounding Leaders	'17-18	Career
Chris Silva	24	46
Maik Kotsar	6	15
Felipe Haase	4	4
Hassani Gravett	4	4
Justin Minaya	3	3
Wes Myers	2	2*
Frank Booker	1	1*
David Beatty	1	1

Assists Leaders	'17-18	Career
Hassani Gravett	18	23
Wes Myers	9	9*
Maik Kotsar	5	7
Justin Minaya	5	5
Felipe Haase	4	4
Frank Booker	2	2*
David Beatty	1	1
Kory Holden	1	1*
Chris Silva	1	1

Blocks Leaders	'17-18	Career
Chris Silva	21	48
Maik Kotsar	8	14
Justin Minaya	4	4
Frank Booker	4	4*
Hassani Gravett	4	4
Evan Hinson	2	2
Jason Cudd	2	2
Felipe Haase	2	2
Khadim Gueye	1	3

Steals Leaders	'17-18	Career
Frank Booker	12	12*
Maik Kotsar	11	14
Justin Minaya	6	6
Chris Silva	5	11
Wes Myers	4	4*
Felipe Haase	3	3
Hassani Gravett	3	4
David Beatty	2	2
Evan Hinson	2	2
Kory Holden	1	1*
Khadim Gueye	1	1
Ibrahim Famouke Doumbia	1	1

Double-Figure Scoring	'17-18	Career
Chris Silva	25	53
Frank Booker	20	32
Wesley Myers	13	35
Justin Minaya	11	11
Maik Kotsar	10	19
Hassani Gravett	7	10
Felipe Haase	7	7
David Beatty	2	2
Kory Holden	2	45

20+ points	'17-18	Career
Frank Booker	5	6
Chris Silva	5	5
Wes Myers	2	2*

30+ points	'17-18	Career
-	-	-

Double-Figure Rebounding	'17-18	Career
Chris Silva	10	17
Felipe Haase	1	1

5+ assists	'17-18	Career
Hassani Gravett	8	10
Wes Myers	2	3
Maik Kotsar	2	2

3+ steals	'17-18	Career
Frank Booker	6	7
Maik Kotsar	3	5
Wes Myers	2	2*
Chris Silva	1	3
Hassani Gravett	1	1
Justin Minaya	1	1

2+ blocks	'17-18	Career
Chris Silva	13	39
Maik Kotsar	3	8
Hassani Gravett	1	1

Double-Doubles	'17-18	Career
Chris Silva	9	14
Felipe Haase	1	1

Dunks	'17-18	Career
Chris Silva	29	72
Maik Kotsar	3	5
Justin Minaya	2	2
Jason Cudd	2	2
Evan Hinson	2	2
David Beatty	1	1
Ibrahim Famouke Doumbia	1	1

\* indicates at South Carolina

## Miscellaneous

Largest Halftime Lead	
SC	26, vs. UTEP (Nov. 17, 2017)
Opp	22, vs. Texas A&M (Feb. 3, 2018)
Smallest Halftime Lead	
SC	1, vs. Western Michigan (Nov. 19, 2017)
Opp	1, 3x, last vs. Miss. State (Jan. 31, 2018)
Fewest Points In First Half	
SC	20, vs. Florida (Feb. 10, 2018)
Opp	24, last, vs. UTEP (Nov. 17, 2017)
Most Points In First Half	
SC	50, vs. UTEP (Nov. 17, 2017)
Opp	49, vs. Texas A&M (Feb. 3, 2018)
Fewest Points In Second Half	
SC	21, vs. Florida (Feb. 10, 2018)
Opp	20, Limestone (Dec. 27, 2017)
Most Points In Second Half	
SC	47, vs. Ole Miss (March 7, 2018)
Opp	50, Auburn (Feb. 17, 2018)
Most Points in Overtime	
SC	11, vs. LSU (Feb. 28, 2018)
Opp	10, Mississippi State (Feb. 24, 2018)
Largest Margin of Victory	
SC	29, vs. Limestone (Dec. 27, 2017)
Opp	24, Florida (Feb. 10, 2018)
Smallest Margin of Victory	
SC	1, vs. Ole Miss (March 7, 2018)
Opp	3, at Tennessee (Feb. 13, 2018)

# 2017-18 GAME-BY-GAME

	Date	Result	FG-A	Pct	3FG-A	Pct	FT-A	Pct	O-D-Total	PF	Pts	A	TO	Blk	Stl	Min	Half
at Wofford			17-49	.347	6-19	.316	12-16	.750	8-20-28	16	52	7	13	0	3	200	24
South Carolina	Nov. 10, 2017	W, 73-52	25-54	.463	11-23	.478	12-16	.750	12-28-40	17	73	17	14	3	5	200	33
Western Michigan			21-58	.362	5-21	.238	13-25	.520	8-24-30	24	60	12	11	6	10	200	29
South Carolina	Nov. 13, 2017	W, 78-60	26-57	.456	9-23	.391	17-28	.607	13-33-46	18	78	12	14	3	4	200	38
Illinois State &			18-50	.360	5-16	.313	28-39	.718	5-37-42	20	69	13	14	2	8	200	32
South Carolina	Nov. 16, 2017	L, 69-65	18-61	.295	9-32	.281	20-60	.667	12-33-45	32	65	14	13	4	3	200	23
UTEP &			19-45	.422	5-13	.385	13-20	.650	6-21-27	24	56	12	23	6	8	200	24
South Carolina	Nov. 17, 2017	W, 80-56	27-58	.466	8-24	.333	18-23	.783	13-23-36	20	80	19	17	2	8	200	50
Western Michigan &			21-44	.477	8-21	.381	16-21	.762	6-24-30	24	66	9	22	1	9	200	34
South Carolina	Nov. 19, 2017	W, 79-66	26-57	.456	8-24	.333	19-30	.633	12-21-33	19	79	13	12	3	8	200	35
at FIU			22-53	.415	4-17	.235	13-21	.619	8-17-25	18	61	8	17	6	10	200	36
South Carolina	Nov. 27, 2017	W, 78-61	32-61	.525	8-22	.364	6-12	.500	13-27-40	15	78	22	19	3	8	200	38
vs. Temple #			29-60	.483	4-17	.235	14-21	.667	15-22-37	13	76	11	14	8	12	200	38
South Carolina	Nov. 30, 2017	L, 76-60	22-58	.379	6-21	.386	10-12	.833	13-20-33	14	60	9	17	4	7	200	27
UMass			27-59	.458	12-26	.462	4-5	.800	5-21-26	28	70	13	17	0	3	200	35
South Carolina	Dec. 2, 2017	W, 76-70	28-55	.509	3-15	.200	17-29	.586	8-28-36	12	76	14	15	1	11	200	34
Wyoming			19-56	.339	6-25	.240	20-26	.769	7-27-34	22	64	14	18	3	7	200	25
South Carolina	Dec. 6, 2017	W, 80-64	28-62	.452	8-23	.348	16-29	.552	10-33-43	21	80	17	17	4	7	200	25
Coastal Carolina			29-63	.460	10-24	.417	10-13	.469	13-20-33	25	78	17	15	2	8	200	47
South Carolina	Dec. 9, 2017	W, 80-78	25-55	.455	8-20	.400	22-31	.710	12-19-31	13	80	14	14	4	6	200	47
at Clemson			20-46	.435	8-20	.400	16-24	.667	9-25-34	9	64	8	15	8	9	200	31
South Carolina	Dec. 19, 2017	L, 64-48	19-54	.352	2-16	.125	8-10	.800	12-19-31	17	48	3	14	4	3	200	26
Limestone			13-52	.250	6-22	.273	13-29	.448	10-28-38	17	5	4	17	4	7	200	25
South Carolina	Dec. 27, 2017	W, 74-45	26-68	.382	8-21	.381	14-20	.700	15-37-52	21	74	14	12	4	3	200	34
at Ole Miss*			20-49	.408	8-21	.381	26-33	.788	4-26-30	23	74	15	8	7	9	200	31
South Carolina	Dec. 31, 2017	L, 74-69	22-58	.379	8-20	.400	17-26	.654	14-29-43	21	69	16	14	4	2	200	30
Missouri*			23-49	.469	14-24	.583	19-24	.792	8-23-31	26	79	15	13	8	7	200	39
South Carolina	Jan. 3, 2018	L, 79-68	22-57	.386	5-18	.278	19-26	.731	13-19-32	22	68	8	11	8	4	200	27
Vanderbilt*			19-54	.352	8-29	.276	14-20	.700	9-25-34	31	60	10	19	4	7	200	28
South Carolina	Jan. 6, 2018	W, 71-60	21-54	.389	4-14	.286	25-36	.641	11-30-41	17	71	8	12	4	7	200	26
at Alabama*			30-51	.588	7-17	.412	9-14	.643	9-26-35	19	76	18	16	7	8	200	40
South Carolina	Jan. 9, 2018	L, 76-62	19-53	.358	5-15	.333	19-25	.760	11-17-28	16	62	8	13	2	3	200	33
at Georgia*			18-51	.353	3-12	.250	18-28	.643	12-30-42	23	57	8	14	9	4	200	29
South Carolina	Jan. 13, 2018	W, 64-57	16-59	.271	6-24	.250	26-35	.743	18-28-46	24	64	9	7	3	3	200	37
No. 18/16 Kentucky*			22-49	.449	1-11	.091	23-36	.639	6-29-35	32	68	7	16	5	5	200	37
South Carolina	Jan. 16, 2018	W, 76-68	23-61	.377	5-23	.217	28-38	.658	14-26-40	27	76	11	9	1	7	200	34
No. 21/21 Tennessee*			23-40	.575	5-11	.455	19-24	.792	4-21-25	21	70	10	13	7	8	200	33
South Carolina	Jan. 20, 2018	L, 70-63	18-49	.367	10-23	.435	17-27	.630	15-16-31	19	63	13	14	1	6	200	30
at No. 20/22 Florida*			24-56	.429	6-23	.261	18-23	.783	10-24-34	17	72	10	12	3	4	200	37
South Carolina	Jan. 24, 2018	W, 77-72	24-55	.436	11-21	.524	18-22	.818	9-25-34	19	77	14	10	4	7	200	39
No. 14/14 Texas Tech^			20-47	.426	7-16	.438	23-28	.821	10-18-28	24	70	10	15	5	7	200	30
South Carolina	Jan. 27, 2018	L, 70-63	19-51	.373	5-26	.192	20-27	.741	14-18-32	27	63	13	16	0	6	200	26
Mississippi State*			30-58	.517	7-19	.368	14-15	.933	9-23-32	24	81	12	14	6	7	200	37
South Carolina	Jan. 31, 2018	L, 81-76	24-60	.400	7-24	.292	21-27	.778	14-19-33	14	76	13	13	2	5	200	36
at Texas A&M*			29-55	.527	7-20	.350	18-24	.750	9-29-38	14	83	20	11	11	11	200	49
South Carolina	Feb. 3, 2018	L, 83-60	19-69	.275	7-25	.280	15-18	.833	22-20-42	20	60	12	12	2	4	200	27
at Arkansas*			25-53	.472	8-20	.400	23-29	.793	7-22-29	17	81	11	13	7	8	200	43
South Carolina	Feb. 6, 2018	L, 81-65	21-51	.412	6-18	.333	17-20	.850	10-23-33	23	65	17	18	2	5	200	38
RV/RV Florida*			24-52	.462	4-13	.308	13-18	.722	11-35-46	16	65	9	14	10	3	200	41
South Carolina	Feb. 10, 2018	L, 65-41	15-54	.278	2-13	.154	9-15	.600	6-18-24	15	41	7	9	6	4	200	20
at No. 18/17 Tennessee*			24-50	.480	8-24	.333	14-22	.636	10-22-32	17	70	12	15	4	6	200	38
South Carolina	Feb. 13, 2018	L, 70-67	22-50	.440	6-20	.300	17-21	.810	7-22-29	23	67	13	12	2	4	200	34
No. 10/11 Auburn*			20-63	.317	5-27	.185	30-38	.789	19-25-44	28	75	8	16	6	5	200	25
South Carolina	Feb. 17, 2018	W, 84-75	25-58	.431	6-19	.316	28-37	.757	14-24-38	29	84	13	15	5	11	200	46
Georgia*			21-55	.382	6-19	.316	9-12	.750	14-29-43	18	57	7	17	6	1	200	27
South Carolina	Feb. 21, 2018	W, 66-57	21-68	.309	13-31	.419	11-14	.786	16-21-37	19	66	12	5	4	5	200	42
at Mississippi State*			24-56	.429	6-20	.300	18-23	.783	7-23-30	12	72	14	14	7	13	225	25
South Carolina	Feb. 24, 2018	L, 72-68 (OT)	26-59	.441	5-18	.278	11-16	.688	11-29-40	21	68	8	21	5	6	225	32
LSU*			26-64	.406	7-25	.280	15-22	.682	14-25-39	22	74	14	14	1	8	225	31
South Carolina	Feb. 28, 2018	W, 83-74 (OT)	24-54	.444	12-23	.522	23-28	.821	10-23-33	23	83	17	13	5	6	225	31
at No. 14/15 Auburn*			22-57	.386	11-31	.355	24-29	.828	8-28-36	17	79	15	12	5	12	200	35
South Carolina	March 3, 2018	L, 79-70	23-61	.377	9-23	.391	15-20	.750	12-29-41	24	70	13	20	1	5	200	37
vs. Ole Miss !			29-72	.403	11-31	.355	15-21	.714	18-27-45	26	84	15	13	2	7	200	36
South Carolina	March 7, 2018	W, 85-84	27-58	.466	12-21	.571	19-34	.559	11-30-41	19	85	17	13	4	5	200	38

& - indicates Puerto Rico Tip-Off at Myrtle Beach (Myrtle Beach, S.C./HTC Center) | # - indicates Under Armour Reunion (New York City/Madison Square Garden) | \* - SEC contest | ^ - indicates Big 12/SEC Challenge (Columbia, S.C.) | ! - indicates SEC Tournament (St. Louis, Mo./Scottrade Center)



# SOUTH CAROLINA GAMECOCKS

OVERALL: 17-15; SEC: 7-11; HOME: 10-5; AWAY: 4-8; NEUTRAL: 3-2

DATE	OPP.	W/L	SCORE	RECORD (SEC)	POINTS	REBOUNDS	ASSISTS	BLOCKS	STEALS	ATTENDANCE
11/10/17	at Wofford	W	73-52	1-0 (0-0)	Kotsar (13)	Silva (10)	Kotsar (4)	Silva (2)	Silva (2)	3,400
11/13/17	Western Mich.	W	78-60	2-0 (0-0)	Gravett (15)	Silva (10)	Haase (3)	3 with 1	Kotsar (2)	12,136 (paid)
11/16/17	vs. Illinois St. &	L	69-65	2-1 (0-0)	3 with 10	Gravett (9)	Gravett (5)	Silva (3)	Kotsar (2)	700
11/17/17	vs. UTEP &	W	80-56	3-1 (0-0)	Silva (15)	Silva/Haase (7)	Gravett (9)	Silva (2)	Kotsar (2)	978
11/19/17	vs. West. Mich. &	W	79-66	4-1 (0-0)	Silva/Myers (14)	3 with 5	Gravett (6)	Minaya (2)	Kotsar/Booker (2)	2,119
11/27/17	at FIU	W	78-61	5-1 (0-0)	Silva (26)	Silva/Gravett (10)	Gravett (7)	3 with 1	Booker/Kotsar (3)	1,335
11/30/17	vs. Temple #	L	76-60	5-2 (0-0)	Beatty (13)	Silva (9)	3 with 2	Silva (2)	Minaya/Haase (2)	6,081
12/2/17	UMass	W	76-70	6-2 (0-0)	Minaya (17)	Haase (10)	Gravett (4)	Haase (1)	Kotsar/Gravett (3)	10,832 (paid)
12/6/17	Wyoming	W	80-64	7-2 (0-0)	Silva (19)	Silva (10)	Haase/Myers (3)	4 with 1	Booker (3)	10,205 (paid)
12/9/17	Coastal Carolina	W	80-78	8-2 (0-0)	Booker (19)	Silva (9)	Gravett (4)	Silva (3)	Silva/Booker (2)	11,734 (paid)
12/19/17	at Clemson	L	64-48	8-3 (0-0)	Silva (12)	Silva (9)	3 with 1	Kotsar (2)	3 with 1	8,031
12/27/17	Limestone	W	74-45	9-3 (0-0)	Booker (17)	Haase (8)	Myers (6)	Kotsar (2)	3 with 1	11,305 (paid)
12/31/17	at Ole Miss*	L	74-69	9-4 (0-1)	Silva/Booker (21)	Silva (13)	Myers (5)	Silva (2)	Beatty (2)	5,849
1/3/18	Missouri*	L	79-68	9-5 (0-2)	Silva (18)	Silva/Booker (5)	3 with 2	Kotsar (3)	Booker (2)	9,846 (paid)
1/6/18	Vanderbilt*	W	71-60	10-5 (1-2)	Silva (27)	Silva (8)	Haase (2)	4 with 1	Booker (3)	11,391 (paid)
1/9/18	at Alabama*	L	76-62	10-6 (1-3)	Myers (15)	Minaya/Kotsar (5)	Minaya/Myers (2)	Hinson/Gravett (1)	Silva (2)	10,909
1/13/18	at Georgia*	W	64-57	11-6 (2-3)	Booker (17)	Silva (9)	Silva (4)	Silva (2)	3 with 1	9,788
1/16/18	18/16 Kentucky*	W	7-68	12-6 (3-3)	Silva (27)	Silva (8)	Gravett (5)	Silva (1)	Kotsar/Booker (3)	16,210 (paid)
1/20/18	21/21 Tennessee*	L	70-63	12-7 (3-4)	Minaya/Myers (16)	3 with 5	Kotsar (5)	Booker (1)	Kotsar (2)	18,000 (paid)
1/24/18	at 20/22 Florida*	W	77-72	13-7 (4-4)	Myers (22)	Silva (12)	Myers/Kotsar (4)	4 with 1	Myers (4)	10,550
1/27/18	14/14 Texas Tech^	L	70-63	13-8 (4-4)	Silva (16)	Kotsar (7)	Myers (4)	-	Kotsar/Silva (2)	14,142 (paid)
1/31/18	Miss. State*	L	81-76	13-9 (4-5)	Booker (25)	Silva/Beatty (6)	Gravett (7)	Kotsar/Gravett (1)	Myers (2)	11,042 (paid)
2/3/18	at Texas A&M*	L	83-60	13-10 (4-6)	Minaya (16)	Silva (8)	Gravett (4)	Silva (2)	4 with 1	10,504
2/6/18	at Arkansas*	L	81-65	13-11 (4-7)	Gravett (12)	Gravett (7)	Gravett/Minaya (4)	Minaya/Silva (1)	Kotsar (2)	14,956
2/10/18	RV/RV Florida*	L	65-41	13-12 (4-8)	Booker (17)	Silva/Kotsar (5)	Gravett/Minaya (2)	Silva (5)	4 with 1	14,629 (paid)
2/13/18	at 18/17 Tennessee	L	70-67	13-13 (4-9)	Booker (19)	Silva/Minaya (7)	Gravett (4)	Silva/Cudd (1)	Minaya (2)	13,126
2/17/18	10/11 Auburn	W	84-75	14-13 (5-9)	Booker (19)	Silva (11)	Gravett/Booker (3)	Silva (2)	Silva (3)	14,995 (paid)
2/21/18	Georgia*	W	66-57	15-13 (6-9)	Myers/Silva (15)	Kotsar (9)	Gravett (5)	Booker (2)	Minaya (3)	11,529 (paid)
2/24/18	at Miss. State*	L	68-72 (OT)	15-14 (6-10)	Gravett (19)	Silva (12)	Gravett (3)	Silva (3)	Minaya (2)	8,162
2/28/18	LSU*	W	83-74 (OT)	16-14 (7-10)	Booker (25)	Myers (7)	Gravett/Myers (4)	Silva/Gravett (2)	Myers (3)	11,269 (paid)
3/3/18	at 14/15 Auburn*	L	79-70	16-15 (7-11)	Booker (27)	Silva (11)	Booker/Haase (4)	Silva (1)	Booker (3)	9,121
3/7/18	vs. Ole Miss !	W	85-84	17-15 (7-11)	Booker/Silva (21)	Silva (11)	Gravett (7)	Silva (3)	Booker (4)	8,190

& - indicates Puerto Rico Tip-Off at Myrtle Beach (Myrtle Beach, S.C./HTC Center) | # - indicates Under Armour Reunion (New York City/Madison Square Garden) | \* - indicates SEC contest | ^ - indicates Big 12/SEC Challenge (Columbia, S.C.) | ! - indicates SEC Tournament (St. Louis, Mo./Scottrade Center)

## STARTING LINEUPS

OPPONENT	GUARD	GUARD	GUARD/FORWARD	FORWARD	FORWARD	RECORD
at Wofford	Gravett	Booker	Minaya	Kotsar	Silva	1-0
Western Michigan	Gravett	Booker	Minaya	Kotsar	Silva	2-0
vs. Illinois State &	Gravett	Booker	Minaya	Kotsar	Silva	2-1
vs. UTEP &	Gravett	Booker	Minaya	Kotsar	Silva	3-1
vs. Western Michigan &	Gravett	Booker	Minaya	Kotsar	Silva	4-1
at FIU	Gravett	Booker	Minaya	Kotsar	Silva	5-1
vs. Temple #	Gravett	Booker	Minaya	Kotsar	Silva	5-2
UMass	Gravett	Booker	Minaya	Kotsar	Silva	6-2
Wyoming	Gravett	Booker	Minaya	Kotsar	Silva	7-2
Coastal Carolina	Gravett	Booker	Minaya	Kotsar	Silva	8-2
at Clemson	Gravett	Booker	Minaya	Kotsar	Silva	8-3
Limestone	Gravett	Booker	Minaya	Kotsar	Silva	9-3
at Ole Miss*	Myers	Booker	Minaya	Kotsar	Silva	0-1
Missouri*	Myers	Booker	Minaya	Kotsar	Silva	0-2
Vanderbilt*	Myers	Hinson	Minaya	Kotsar	Silva	1-0
at Alabama*	Myers	Hinson	Minaya	Kotsar	Silva	1-1
at Georgia*	Myers	Hinson	Minaya	Kotsar	Silva	2-1
No. 18/16 Kentucky*	Myers	Hinson	Minaya	Kotsar	Silva	3-1
No. 21/21 Tennessee*	Myers	Hinson	Minaya	Kotsar	Silva	3-2
at No. 20/22 Florida*	Myers	Hinson	Minaya	Kotsar	Silva	4-2
No. 14/14 Texas Tech^	Myers	Hinson	Minaya	Kotsar	Silva	4-3
Mississippi State*	Myers	Hinson	Booker	Kotsar	Silva	0-1
at Texas A&M*	Myers	Hinson	Booker	Kotsar	Silva	0-2
at Arkansas*	Gravett	Hinson	Minaya	Kotsar	Silva	0-1
RV/RV Florida*	Gravett	Hinson	Minaya	Kotsar	Silva	0-2
at No. 18/17 Tennessee*	Gravett	Hinson	Minaya	Kotsar	Silva	0-3
No. 10/11 Auburn*	Gravett	Hinson	Minaya	Kotsar	Silva	1-3
Georgia*	Gravett	Hinson	Minaya	Kotsar	Silva	2-3
at Mississippi State*	Gravett	Hinson	Minaya	Kotsar	Silva	2-4
LSU*	Gravett	Booker	Myers	Kotsar	Silva	1-0
at No. 14/15 Auburn*	Gravett	Booker	Minaya	Kotsar	Silva	9-4
vs. Ole Miss !	Gravett	Hinson	Minaya	Kotsar	Silva	3-4

& - indicates Puerto Rico Tip-Off at Myrtle Beach (Myrtle Beach, S.C./HTC Center) | # - indicates Under Armour Reunion (New York City/Madison Square Garden) | \* - indicates SEC contest | ^ - indicates Big 12/SEC Challenge (Columbia, S.C.) | ! - indicates SEC Tournament (St. Louis, Mo./Scottrade Center)



# GAMECOCK SUPERLATIVES UNDER MARTIN

## Most Field Goals Made

1. 39, vs. High Point (March 15, 2016)
2. 37, vs. Hofstra (Nov. 22, 2015)
3. 35, vs. Marquette (March 17, 2017)  
35, vs. Lander (Dec. 27, 2016)
5. 34, vs. Lipscomb (Nov. 27, 2015)  
34, vs. Marshall (Dec. 30, 2013)

## Most Field Goals Attempted

1. 88, vs. Alabama (Feb. 7, 2017)  
73, vs. Georgia (March 3, 2016)  
72, vs. Oral Roberts (Nov. 16, 2015)
3. 70, vs. Texas A&M (Jan. 7, 2017)
4. 71, vs. SC State (Jan. 5, 2013)

## Highest Field Goal Percent

1. 60.0 (39-65) vs. High Point (March 15, 2016)
2. 58.7 (27-46) vs. Holy Cross (Nov. 13, 2016)
3. 58.3 (28-48) vs. Saint Mary's (Dec. 22, 2013)
4. 57.7 (30-52) vs. Arkansas (Jan. 26, 2013)
5. 56.4 (22-39) vs. Missouri State (Nov. 24, 2012)

## Most 3-Point Field Goals Made

1. 15, vs. Auburn (Jan. 24, 2017)
2. 13, vs. Georgia (Feb. 21, 2018)  
13, vs. Rider (Nov. 19, 2012)
4. 12 vs. Ole Miss (March 7, 2018)  
12, vs. LSU (Feb. 28, 2018)  
12, vs. Holy Cross (Nov. 13, 2016)  
12, at Texas A&M (Feb. 6, 2016)
7. 11, at Florida (Jan. 24, 2018)  
11, vs. Wofford (Nov. 10, 2017)  
11, vs. Georgia (Feb. 4, 2017)  
11, vs. Auburn (March 12, 2014)

## Most 3-Point Field Goals Attempted

1. 32, vs. Illinois State (Nov. 16, 2017)
2. 31, vs. Georgia (Feb. 21, 2018)  
31, vs. Alabama (Feb. 7, 2017)  
31, vs. Mississippi State (March 13, 2013)
5. 30, at Ole Miss (March 4, 2017)  
30, at Alabama (Feb. 24, 2015)

## Highest 3-Point Field Goal Percentage (min. 10 attempts)

1. 73.3 (11-15) vs. Auburn (March 12, 2014)
2. 58.3 (7-12) vs. Arkansas (Jan. 26, 2013)
3. 57.7 (15-26) vs. Auburn (Jan. 24, 2017)
4. 57.1 (12-21) vs. Ole Miss (March 7, 2018)  
57.1 (12-21) at Texas A&M (Feb. 6, 2016)  
57.1 (8-14) at Georgia (Jan. 22, 2014)

## Most Free Throws Made

1. 46, vs. Memphis (Jan. 2, 2016)
2. 35, vs. Alabama (Feb. 7, 2017)
3. 30, vs. Arkansas (March 13, 2014)
4. 29, vs. Norfolk State (Nov. 14, 2015)
5. 28, vs. Auburn (Feb. 17, 2018)  
28, vs. Alabama (Jan. 30, 2016)  
28, vs. NC A&T (Dec. 30, 2014)  
28, vs. Mississippi State (March 6, 2013)  
28, at LSU (Jan. 16, 2013)

## Most Free Throws Attempted

1. 63, vs. Memphis (Jan. 2, 2016)
2. 50, vs. Alabama (Feb. 7, 2017)  
46, vs. Alabama (Jan. 30, 2016)
4. 42, vs. Norfolk State (Nov. 14, 2015)
5. 41, vs. Mississippi State (Jan. 26, 2016)  
41, vs. Arkansas (March 13, 2014)

## Highest Free Throw Percentage (min. 10 attempts)

1. 93.8 (15-16) vs. Holy Cross (Nov. 13, 2016)
2. 93.3 (14-15) vs. Tennessee (Jan. 20, 2015)
3. 92.9 (13-14) at Georgia (Feb. 17, 2015)
4. 92.3 (12-13) at Tennessee (March 7, 2015)
5. 86.4 (19-22) at Florida (Feb. 21, 2017)

## Most Offensive Rebounds

1. 26, vs. Vanderbilt (Feb. 13, 2014)
2. 24, at St. John's (Nov. 29, 2012)
3. 23, vs. Alabama (Feb. 7, 2017)
4. 22, at Texas A&M (Feb. 3, 2018)
5. 21, vs. Akron (Nov. 23, 2014)  
21, at Mississippi State (March 8, 2014)  
21, at Clemson (Nov. 17, 2013)

## Most Defensive Rebounds

1. 38, vs. Oklahoma State (Dec. 6, 2014)  
38, vs. Longwood (Nov. 9, 2013)
3. 37, vs. Limestone (Dec. 27, 2017)  
35, vs. Memphis (Jan. 2, 2016)
5. 34, vs. Vanderbilt (Jan. 9, 2016)  
34, vs. Western Carolina (Nov. 30, 2015)

## Most Total Rebounds

1. 53, vs. Memphis (Jan. 2, 2016)
2. 52, vs. Limestone (Dec. 27, 2017)  
52, vs. Alabama (Feb. 7, 2017)
4. 51, vs. Mississippi State (Jan. 26, 2016)  
51, vs. Western Carolina (Nov. 30, 2015)

## Most Personal Fouls

1. 33, at Georgia (Feb. 22, 2014)
2. 32, vs. Illinois State (Nov. 16, 2017)  
32, vs. Marshall (Dec. 30, 2013)
4. 31, at Texas A&M (Jan. 15, 2014)
5. 30, at Memphis (Dec. 30, 2016)  
30, at Auburn (Feb. 26, 2014)

## Most Points

1. 98, vs. Auburn (Jan. 24, 2017)
2. 94, vs. LSU (Feb. 10, 2016)  
94, vs. Hofstra (Nov. 22, 2015)
4. 93, vs. Marquette (March 17, 2017)
5. 92, vs. SC State (Nov. 18, 2016)  
92, vs. Lipscomb (Nov. 27, 2015)  
92, vs. Marshall (Dec. 30, 2013)

## Fewest Points

1. 36, at Florida (Jan. 30, 2012)
2. 41, vs. Florida (Feb. 10, 2018)  
43, at Kentucky (Feb. 14, 2015)  
43, vs. Kentucky (Jan. 24, 2015)
4. 44, vs. Tennessee (March 14, 2014)

## Most Assists

1. 25, vs. High Point (March 15, 2016)
2. 24, vs. Lipscomb (Nov. 27, 2015)
3. 23, vs. Auburn (Jan. 24, 2017)
4. 22, at FIU (Nov. 27, 2017)  
22, at Texas A&M (Feb. 6, 2015)  
22, vs. Rider (Nov. 19, 2012)

## Fewest Turnovers

1. 5, vs. Georgia (Feb. 21, 2018)  
5, vs. Gonzaga (April 1, 2017)
3. 6, vs. Texas A&M (Jan. 7, 2017)  
6, vs. Kentucky (March 1, 2014)
5. 7, at Georgia (Jan. 13, 2018)  
7, at USF (Dec. 17, 2016)  
7, vs. Mississippi State (Feb. 28, 2015)  
7, at Georgia (Feb. 17, 2015)  
7, vs. Georgia (Feb. 22, 2014)  
7, vs. Akron (Dec. 28, 2013)  
7, at Kentucky (Feb. 5, 2013)  
7, vs. Vanderbilt (Jan. 19, 2013)

## Most Blocks

1. 11, at Texas A&M (Feb. 3, 2018)
2. 10, vs. Lander (Dec. 27, 2016)  
10, vs. High Point (March 15, 2016)  
10, vs. UNC Asheville (Nov. 26, 2014)

5. 9, vs. SC State (Nov. 18, 2016)  
9, at Georgia (Feb. 2, 2016)  
9, vs. Drexel (Dec. 15, 2015)  
9, vs. Coker (Dec. 21, 2014)

## Most Steals

1. 13, vs. FIU (Dec. 4, 2016)  
13, vs. Francis Marion (Dec. 30, 2015)  
13, at Marshall (Dec. 1, 2014)
4. 12, at Tennessee (Jan. 11, 2017)  
12, vs. Syracuse (Nov. 26, 2016)  
12, vs. USF (Dec. 5, 2015)  
12, vs. Lipscomb (Nov. 27, 2015)  
12, vs. Ole Miss (March 12, 2015)  
12, vs. UNC Asheville (Nov. 26, 2014)

## Most Points By Opponent

1. 97, at Georgia (Jan. 22, 2014)
2. 90, vs. Alabama (Feb. 7, 2017)  
90, vs. Missouri (Feb. 28, 2013)
4. 89, vs. Kentucky (Feb. 13, 2016)  
89, at St. John's (Nov. 29, 2012)

## Fewest Point By Opponent

1. 44, vs. Longwood (Nov. 9, 2013)
2. 45, vs. Limestone (Dec. 27, 2017)  
45, vs. Akron (Dec. 28, 2013)  
45, vs. Cornell (Nov. 20, 2014)  
45, vs. Clemson (Dec. 19, 2014)

## Most Field Goals Made By Opponent

1. 33, at St. John's (Nov. 29, 2012)
2. 32, vs. Missouri (Feb. 28, 2013)
3. 31, vs. Kentucky (Feb. 13, 2016)
4. 30, vs. Mississippi State (Jan. 31, 2018)  
30, at Alabama (Jan. 9, 2018)  
30, vs. Arkansas (Feb. 15, 2017)  
30, vs. Alabama (Feb. 7, 2017)  
30, vs. Georgia Tech (March 21, 2016)  
30, vs. Arkansas (March 5, 2015)

## Fewest Field Goals Made By Opponent

1. 10, vs. Michigan (Nov. 23, 2016)
2. 11, vs. Georgia (Jan. 31, 2015)
3. 13, vs. Limestone (Dec. 27, 2017)  
13, vs. Akron (Dec. 28, 2013)  
13, vs. Longwood (Nov. 9, 2013)

## Highest Opponent Field Goal Percent

1. 69.6 (32-46) vs. Missouri (Feb. 28, 2013)
2. 61.4 (27-44) at Kentucky (Feb. 5, 2013)
3. 58.8 (30-51) at Alabama (Jan. 9, 2018)
4. 58.5 (24-41) vs. Auburn (Jan. 12, 2013)
5. 58.3 (28-48) at Kentucky (Jan. 21, 2017)

## Most Rebounds By Opponent

1. 62, vs. Alabama (Feb. 7, 2017)
2. 49, vs. Seton Hall (Dec. 12, 2016)  
49, vs. LSU (Feb. 14, 2013)
4. 47, at Georgia (Feb. 23, 2013)
5. 46, six times

## Fewest Rebounds By Opponent

1. 16, vs. Holy Cross (Nov. 13, 2016)
2. 20, vs. NC A&T (Dec. 30, 2014)
3. 22, vs. Drexel (Dec. 15, 2015)  
22, vs. Morgan State (Nov. 16, 2012)
5. 23, vs. Hofstra (Nov. 22, 2015)  
23, vs. Alabama (Jan. 13, 2015)  
23, vs. Manhattan (Dec. 22, 2012)  
23, vs. Rider (Nov. 19, 2012)

# ON THE BENCH



## > **PERRY CLARK, ASSISTANT COACH**

- > Fifth season on staff at South Carolina
- > Former head coach at Tulane, Miami (Fla.) and Texas A&M-Corpus Christi
- > Has over 30 years of coaching experience
- > Has coached 19 players who were drafted or have gone on to play in the NBA, including Gamecock Sindarius Thornwell



## > **CHUCK MARTIN, ASSISTANT COACH**

- > Is in his first season on staff at Carolina after serving as an assistant for the past three seasons at Indiana
- > Has over 15 years of coaching experience at the Division I level
- > Was the head coach at Marist for five years (2008-13)
- > Played collegiately at Champlain Junior College, before finishing his career at Monmouth



## > **BRUCE SHINGLER, ASSISTANT COACH**

- > Is in his second season on staff with the Gamecocks
- > Prior to time at Carolina, was an assistant for four seasons at Towson
- > Played collegiately at St. Augustine's College
- > Prior to time in college, coached AAU, sending over 40 of his players to Division I institutions



## > **ANDY ASSALEY, DIRECTOR OF OPERATIONS**

- > Enters his sixth season at Carolina, and his 11th season with Martin
- > Has over 20 years of experience working in college basketball
- > A graduate of Cincinnati



## > **SCOTT GREENAWALT, STRENGTH AND CONDITIONING COACH**

- > Enters his sixth season with the Gamecocks and his 11th with Martin
- > Has coached over 10 all-conference players, including Michael Beasley (Kansas State) and Sindarius Thornwell (Carolina)
- > Has helped train numerous professional athletes, such as Kevin Youkilis, former MLB player
- > Played football at Muskingum College in Ohio



## > **MARK RODGER, ATHLETIC TRAINER**

- > In his 12th season with the Gamecocks
- > Native of Berlin, Germany, and a graduate of the University of Buffalo




## > **DOUG EDWARDS, DIRECTOR OF PLAYER DEVELOPMENT**

- > Is in his sixth season on staff at Carolina
- > Former standout at Florida State, and was the 15th overall pick in the 1993 NBA Draft by the Atlanta Hawks
- > Brother, Allen, is the head coach at Wyoming



## > **JAY GIBBONS, VIDEO COORDINATOR**

- > Enters his third season on staff with the Gamecocks
- > Prior to his time at Carolina, was an assistant coach at Savannah State
- > Played collegiately at Clayton State, where he helped his team reach two NCAA D-II Final Four's



**JARETT  
GERALD**

Special Asst. to  
the Head Coach



**DUSHAWN  
DAVIS**

Director of  
Social Media



**JOHN  
REYNOLDS**

Administrative  
Assistant




**BRIAN  
STEELE**

Graduate  
Student  
Manager



**TEMARCUS  
BLANTON**

Student  
Assistant  
Coach




**JUSTIN  
MCKIE**

Administrative  
Assistant




**EMILY  
MILES**

Director of  
Communications and  
Public Relations



73



52

GAME 1 (1-0)

Spartanburg, S.C.

Jerry Richardson Indoor Stadium

Nov. 10, 2017

2017-18 Season Opener


**SPARTANBURG, S.C. (AP)** - Maik Kotsar had 13 points and Frank Booker added 12 off three 3-pointers in a 73-52 rout of Wofford - the Gamecocks' 17th straight opening-game victory Friday night.

South Carolina (1-0) spoiled the debut of Wofford's glittering Jerry Richardson Indoor Stadium, a 3,400-seat arena funded by Richardson, owner of the Carolina Panthers and a Wofford alumnus.

Wofford (0-1) kept things tight most of the first half and trailed 25-22 on Derrick Brooks' jumper with 3:15 left in the opening half. That's when the Gamecocks took control with a 20-2 run that spanned both periods. Booker and fellow first-year player Wesley Myers had 3s in the run. When Hassani Gravett closed the surge with one more 3, South Carolina led 45-24.

Freshman Felipe Haase and graduate transfer Myers added 10 points each for the Gamecocks, who returned just two starters from the team that that made it to the program's first Final Four a year ago. Chris Silva, along with Kotsar, the only starters back from the NCAA Tournament run, had nine points and a team-best 10 rebounds.

Fletcher Magee had 17 points, 15 in the opening half, to lead Wofford.



GAME 1

Official Basketball Box Score - Game Totals - Final Statistics

South Carolina vs Wofford

11/10/17 7:00 PM at Spartanburg, S.C.

South Carolina 73 • 1-0

#	Player	FG-FGA	FG-FGA	FT-FTA	Rebounds	PF	TP	A	TO	Blk	Stl	Min		
02	GRAVETT, Hassani	2-7	1-2	0-0	0	2	2	0	5	3	0	0	25	
05	BOOKER, Frank	4-6	3-5	1-2	0	0	0	1	12	0	0	0	25	
10	MINAYA, Justin	2-5	1-2	1-1	2	2	4	1	6	2	2	1	24	
21	KOTSAR, Maik	5-10	0-1	3-4	2	1	3	3	13	4	1	0	25	
30	SILVA, Chris	2-5	0-1	5-6	3	7	10	3	9	2	5	2	20	
00	BEATTY, David	2-6	2-4	0-0	0	0	0	2	6	2	1	0	19	
10	HOLDEN, Kory	1-2	0-1	0-0	1	2	3	2	2	0	0	0	8	
12	GUEYE, Khadim	0-0	0-0	0-0	2	2	4	2	0	0	2	0	10	
13	HAASE, Felipe	4-6	2-3	0-1	1	4	5	2	10	0	0	0	23	
14	FAMOUKE DOUMBIA, I.	0-1	0-0	0-0	2	2	0	0	0	0	0	0	2	
15	MYERS, Wesley	3-6	2-4	2-2	0	3	3	0	10	2	2	0	17	
20	CORCHIANI, Tommy	0-0	0-0	0-0	0	0	0	0	0	0	0	0	1	
33	CUDD, Jason	0-0	0-0	0-0	0	0	0	0	0	0	0	0	1	
	Team				1	4	5			1				
	Totals	25-54	11-23	12-16	12	28	40	17	73	17	14	3	5	200

FG % 1st Half: 11-27 40.7% 2nd half: 14-27 51.9% Game: 25-54 46.3%  
3FG % 1st Half: 7-14 50.0% 2nd half: 4-9 44.4% Game: 11-23 47.8%  
FT % 1st Half: 4-5 80.0% 2nd half: 8-11 72.7% Game: 12-16 75.0%

Wofford 52 • 0-1


#	Player	FG-FGA	FG-FGA	FT-FTA	Rebounds	PF	TP	A	TO	Blk	Stl	Min		
03	Fletcher Magee	7-17	3-9	0-0	0	3	3	1	17	0	2	0	37	
10	Nathan Hoover	2-7	1-4	4-5	0	1	1	0	9	0	0	0	29	
31	Donovan Theme-Love	0-2	0-1	0-0	0	0	0	1	0	1	4	0	19	
30	Cameron Jackson	3-7	0-1	3-6	3	6	9	4	9	0	2	0	27	
24	Keve Aluma	3-7	2-2	4-4	2	5	7	4	12	2	0	0	29	
01	Derrick Brooks	1-3	0-1	0-0	0	1	1	4	2	0	4	0	19	
05	Storm Murphy	1-4	0-0	1-1	0	0	0	0	3	4	0	0	21	
12	Trishon Lowery	0-0	0-0	0-0	0	0	0	0	0	0	0	0	1	
21	Trey Hollowell	0-2	0-1	0-0	0	0	0	1	0	0	0	0	8	
24	Team	0-0	0-0	0-0	0	1	1	1	0	0	1	0	10	
	Team				3	3	6							
	Totals	17-49	6-19	12-16	8	20	28	16	52	7	13	0	3	200

FG % 1st Half: 10-28 35.7% 2nd half: 7-21 33.3% Game: 17-49 34.7%  
3FG % 1st Half: 3-9 33.3% 2nd half: 3-10 30.0% Game: 6-19 31.6%  
FT % 1st Half: 1-3 33.3% 2nd half: 11-13 84.6% Game: 12-16 75.0%


Officials: Karl Hess, Steven Anderson, Rusty Phillips  
Technical Fouls: South Carolina-None. Wofford-None.  
Attendance: 3400

Score by periods	1st	2nd	Total
South Carolina	33	40	73
Wofford	24	28	52

Last FG - WMU 2nd-04:31, SC 2nd-02:29.  
Largest lead - WMU by 3 1st-17:20, SC by 18 2nd-04:52.  
WMU led for 01:03. SC led for 36:53. Game was tied for 02:04.



78



60

GAME 2 (2-0)

Columbia, S.C.

Colonial Life Arena

Nov. 13, 2017

Final Four banner unveiled pre-game

**COLUMBIA, S.C. (AP)** - South Carolina doubled down on a season opening victory, claiming a 78-60 home win Monday night over Western Michigan in its second encounter.

The Gamecocks managed to get a bit of breathing room late in the first half, opening a nine-point lead at the break. They remained on top throughout the second half, gradually increasing the lead.


The inside duo of Chris Silva and Maik Kotsar dominated action inside, allowing USC to connect on 26 of 57 field goals, while holding Western Michigan to 21 of 58.

Despite its statistical dominance, South Carolina watched a 17-point lead cut to nine with 7:50 remaining. The Gamecocks had an answer for each Western Michigan run, however.

While the inside duo was responsible for obtaining the lead, point guard Hassani Gravett hit three late 3-pointers to allow South Carolina's advantage to grow to as much as 19.

He led the Gamecocks in scoring with 15. Frank Booker followed with 14, while Silva and Kotsar each scored 10 and hauled in a combined 13 rebounds.

Western Michigan's Thomas Wilder led all scorers with 21, earning most of his points driving to the basket. Bryce Moore and Josh Davis followed with 12 and 11 points respectively.



GAME 2

Official Basketball Box Score - Game Totals - Final Statistics

Western Michigan vs South Carolina

11/13/17 8 p.m. ET at Columbia, S.C. (Colonial Life Arena)

Western Michigan 60 • 1-1

#	Player	FG-FGA	FG-FGA	FT-FTA	Rebounds	PF	TP	A	TO	Blk	Stl	Min		
23	JONES, Reoqee	3-11	1-6	0-0	0	1	1	2	7	4	1	2	22	
35	JOHNSON, Brandon	1-4	0-1	0-0	1	1	2	5	2	0	0	0	12	
50	DUGAN, Seth	3-5	0-0	0-0	1	4	5	1	6	1	3	0	27	
00	MOORE, Bryce	2-6	2-4	4-8	0	1	1	2	10	2	3	0	30	
10	WILDER, Thomas	8-16	1-3	6-10	0	3	3	1	23	4	0	0	33	
01	FLOWERS, Michael	0-2	0-1	0-0	0	0	0	0	0	0	0	0	5	
02	MCDERMED, Kyle	0-0	0-0	0-0	0	0	0	0	0	0	0	0	2	
03	DAVIS, Josh	4-6	1-2	2-2	4	4	8	5	11	0	1	3	20	
04	PRINITY, Jared	0-0	0-0	0-0	0	0	0	0	1	0	0	0	6	
12	RANDALL, Jarrin	0-3	0-3	1-3	0	0	0	0	1	0	0	0	4	
24	IKONGSHUL, Adida	0-2	0-0	0-0	1	2	3	5	0	1	1	0	14	
30	WHITENS, Jason	0-1	0-1	0-0	0	0	0	0	0	0	0	0	2	
32	CLIFFORD, TJ	0-0	0-0	0-0	0	0	0	0	14	0	1	0	2	
42	LAMONT, Drake	0-2	0-0	0-2	0	6	6	2	0	0	1	0	21	
	Team				1	2	3			2				
	Totals	21-58	5-21	13-25	8	24	32	24	60	12	11	6	10	200

FG % 1st Half: 10-27 37.0% 2nd half: 11-31 35.5% Game: 21-58 36.2%  
3FG % 1st Half: 3-12 25.0% 2nd half: 2-9 22.2% Game: 5-21 23.8%  
FT % 1st Half: 6-11 54.5% 2nd half: 7-14 50.0% Game: 13-25 52.0%

South Carolina 78 • 2-0

#	Player	FG-FGA	FG-FGA	FT-FTA	Rebounds	PF	TP	A	TO	Blk	Stl	Min		
10	MINAYA, Justin	2-8	0-4	1-3	2	3	5	3	5	2	0	0	22	
21	KOTSAR, Maik	4-10	0-2	2-6	3	3	6	2	10	1	2	2	29	
30	SILVA, Chris	3-5	1-1	3-4	2	8	10	3	10	1	1	1	21	
02	GRAVETT, Hassani	4-5	3-3	4-4	0	4	4	2	15	2	2	0	19	
05	BOOKER, Frank	5-8	3-6	1-3	0	2	2	2	14	0	1	1	30	
00	BEATTY, David	2-7	1-2	2-2	0	0	0	0	1	7	2	1	21	
01	HOLDEN, Kory	3-6	0-0	0-0	0	3	3	0	6	1	2	0	12	
12	GUEYE, Khadim	0-0	0-0	0-0	0	0	0	0	0	0	0	0	4	
13	HAASE, Felipe	1-3	1-3	4-6	2	7	9	2	7	3	2	0	25	
14	FAMOUKE DOUMBIA, I.	0-0	0-0	0-0	0	0	0	0	0	0	0	0	2	
15	MYERS, Wesley	2-5	0-1	0-0	0	2	2	2	4	0	1	0	12	
25	SCHMITT, Christian	0-0	0-0	0-0	0	0	0	0	0	0	0	0	1	
33	CUDD, Jason	0-0	0-0	0-0	0	0	0	1	0	1	0	0	2	
	Team				4	1	5			1				
	Totals	26-57	9-23	17-28	13	33	46	18	78	12	14	3	4	200

FG % 1st Half: 13-30 43.3% 2nd half: 13-27 48.1% Game: 26-57 45.6%  
3FG % 1st Half: 4-10 40.0% 2nd half: 5-13 38.5% Game: 9-23 39.1%  
FT % 1st Half: 8-12 66.7% 2nd half: 9-16 56.3% Game: 17-28 60.7%

Officials: Chuck Jones, Terry Moore, Rob Rorke

Technical Fouls: Western Michigan-None. South Carolina-None.


Attendance: 12136

Unbracketed game of the Puerto Rico Tip-Off at Myrtle Beach


Score by periods	1st	2nd	Total
Western Michigan	29	31	60
South Carolina	38	40	78

In Off 2nd Fast  
Points Paint T/O Chance Break Bench  
WMU 32 16 13 11 24  
SC 32 16 13 11 24

Score tied - 3 times.  
Lead changed - 2 times.



65



69

GAME 3 (2-1)

Conway, S.C.

HTC Center

Nov. 16, 2017

Puerto Rico Tip-Off at Myrtle Beach


**CONWAY, S.C. (AP)** - Milik Yarbrough had 18 points, six rebounds and six assists to help Illinois State beat South Carolina 69-65 in Thursday's opening game of the relocated Puerto Rico Tip-Off.

Keyshawn Evans added 17 points for the Redbirds (1-1), who frustrated the cold-shooting Gamecocks with their active zone defense and never trailed. Illinois State shot just 36 percent, but made 28 free throws - with 14 from Yarbrough.

Illinois State led by as many as 12 points before halftime and saw the Gamecocks rally to twice tie it before holding on down the stretch. Evans hit a free throw with 4 seconds left to make it a two-possession game and seal the win.

Hassani Gravett had 10 points, nine rebounds and five assists for the Gamecocks (2-1), who shot just 30 percent.

The tournament was set for the coastal city of Fajardo, Puerto Rico, but damage from Hurricane Maria forced it to Coastal Carolina in Conway.



GAME 3

Official Basketball Box Score - Game Totals - Final Statistics

Illinois State vs South Carolina

11/16/17 11:30 AM ET at HTC Center (Conway, SC)

Illinois State 69 • 1-1

#	Player	FG-FGA	FG-FGA	FT-FTA	Rebounds	PF	TP	A	TO	Blk	Stl	Min		
32	Bruninga, Taylor	1-3	1-3	2-2	0	0	0	5	5	0	0	0	19	
03	Evans, Keyshawn	3-10	3-6	8-11	0	4	4	1	17	3	3	0	32	
05	Hein, Matt	1-2	0-1	0-0	0	1	1	0	2	0	0	0	23	
23	Tinsley, William	2-9	0-4	1-2	0	6	6	4	5	1	0	1	10	
25	Williams, Madison	3-8	1-2	0-0	0	5	2	7	2	2	0	3	27	
00	Gassman, Isaac	0-1	0-0	1-2	1	3	4	0	1	0	0	0	15	
10	Fayne, Phil	6-11	0-0	2-5	4	6	10	4	14	0	3	1	24	
24	Martin, Jerron	0-1	0-0	0-0	0	0	0	0	0	1	0	0	5	
52	Yarbrough, Milik	2-5	0-0	14-17	0	6	6	4	18	6	6	0	26	
	Team				0	6	6							
	Totals	18-50	5-16	28-39	5	37	42	20	69	13	14	2	8	200

FG % 1st Half: 8-22 36.4% 2nd half: 10-28 35.7% Game: 18-50 36.0%  
3FG % 1st Half: 2-6 33.3% 2nd half: 3-10 30.0% Game: 5-16 31.3%  
FT % 1st Half: 14-19 73.7% 2nd half: 14-18 77.8% Game: 28-39 71.8%

South Carolina 65 • 2-1

#	Player	FG-FGA	FG-FGA	FT-FTA	Rebounds	PF	TP	A	TO	Blk	Stl	Min		
10	MINAYA, Justin	2-9	1-5	4-6	3	5	8	4	9	1	1	0	24	
21	KOTSAR, Maik	3-6	0-0	1-2	2	4	6	5	7	1	4	0	22	
30	SILVA, Chris	1-0	0-0	10-14	2	4	6	5	10	1	2	3	17	
02	GRAVETT, Hassani	3-13	2-0	2-4	0	9	9	2	10	5	1	0	33	
05	BOOKER, Frank	3-10	3-10	1-2	0	4	4	2	10	4	2	0	28	
00	BEATTY, David	2-6	1-2	2-2	0	2	2	5	7	0	0	0	15	
01	HOLDEN, Kory	0-2	0-0	0-0	0	0	0	3	0	1	2	0	7	
12	GUEYE, Khadim	0-0	0-0	0-0	0	0	0	1	0	0	0	0	5	
13	HAASE, Felipe	2-6	1-1	0-0	0	4	4	2	5	0	1	1	29	
14	FAMOUKE DOUMBIA, I.	1-1	0-0	0-0	0	2	2	0	0	0	0	0	5	
15	MYERS, Wesley	2-7	1-4	0-0	0	1	1	5	0	1	0	0	15	
	Team				5	0	5							
	Totals	18-61	9-32	20-30	12	33	45	32	65	14	13	4	3	200

FG % 1st Half: 7-30 23.3% 2nd half: 11-31 35.5% Game: 18-61 29.5%  
3FG % 1st Half: 3-14 21.4% 2nd half: 6-



80

56

**GAME 4 (3-1)**  
Conway, S.C.  
HTC Center  
Nov. 17, 2017  
*Puerto Rico Tip-Off at Myrtle Beach*

**CONWAY, S.C. (AP)** - Chris Silva scored 15 points and South Carolina had a dominating first-half performance to beat UTEP 80-56 in Friday's consolation bracket of the relocated Puerto Rico Tip-Off.



The Gamecocks (3-1) struggled in Thursday's loss to Illinois State, but they were much sharper against the Miners (1-2). They built a double-digit lead in the first 6 minutes and shot 55 percent in the first half, leading 50-24 by the break and by 32 after halftime.

Matt Willms scored 18 points for UTEP, which hit shots early but undercut any momentum with a constant stream of turnovers. UTEP committed 16 turnovers in the first half, leading to 21 points for the Gamecocks, and finished with 23.

The Miners lost leading scorer and rebounder Keith Frazier to a first-half injury. He appeared to land on a close-out defender on a 3-pointer and came up grabbing his right ankle with 2:25 left.

## GAME 4



Official Basketball Box Score -- Game Totals -- Final Statistics  
**South Carolina vs UTEP**  
11/17/17 10:30 AM ET at HTC Center (Conway, SC)

**South Carolina 80 • 3-1**

#	Player		Total		3-Ptr		Rebounds				PF	TP	A	T	Bk	Stl	Min
			FG	FGA	FG	FGA	FT	FTA	Off	Def							
19	MINAYA, Justin	r	4-7	3-5	3-4	2	1	3	1	14	3	3	0	1	28		
21	KOTSAR, Maik	r	6-10	1-2	1-2	1	1	2	3	14	0	0	0	2	20		
30	SILVA, Chris	r	3-8	1-2	8-9	3	4	7	4	15	1	4	2	1	23		
02	GRAVETT, Hassani	g	3-6	0-1	0-0	1	3	4	2	6	9	4	0	1	21		
05	BOOKER, Frank	g	2-6	1-4	2-2	0	2	2	1	7	1	4	0	0	25		
00	BEATTY, David	1	1-5	0-3	0-0	0	2	2	0	2	2	0	0	1	15		
10	HOLDEN, Kory	4	4-5	1-2	2-4	0	0	0	1	11	2	1	0	0	16		
12	GUEYE, Khadim	0	0-0	0-0	0-0	0	0	0	1	0	0	0	0	0	2		
13	HAASE, Felipe	3	7-7	1-3	0-0	2	5	7	2	7	0	0	0	1	24		
14	FAMOUKE DOUMBIA, I.	0	0-0	0-0	0-0	0	0	0	1	0	0	0	0	0	3		
15	MYERS, Wesley	1	1-2	0-1	0-0	0	3	3	1	2	1	1	0	1	14		
23	SCHMITT, Christian	0	0-1	0-1	0-0	0	0	0	0	0	0	0	0	0	3		
33	CUDD, Jason	0	1-0	0-0	2-2	1	2	3	3	2	0	0	0	0	6		
	Team					3	0	3									
Totals			27-58	8-24	18-23	13	23	36	20	80	19	17	2	8	200		

FG % 1st Half: 17-31 54.8% 2nd half: 10-27 37.0% Game: 27-58 46.6%  
3FG % 1st Half: 5-13 38.5% 2nd half: 3-11 27.3% Game: 8-24 33.3%  
FT % 1st Half: 11-13 84.6% 2nd half: 7-10 70.0% Game: 18-23 78.3%

**UTEP 56 • 1-2**

#	Player		Total		3-Ptr		Rebounds				PF	TP	A	T	Bk	Stl	Min
			FG-FGA	FG-FGA	FT-FTA	Off	Def	Total									
01	THOMAS, Paul	r	0-3	0-1	2-2	0	0	0	4	2	2	1	0	0	14		
14	WILLMS, Matt	c	6-10	0-0	6-9	2	4	6	3	18	1	3	1	0	32		
02	HARRIS, Omega	g	4-7	1-2	1-2	0	4	4	3	10	3	4	0	2	25		
03	GLYARD, Evan	g	2-4	1-2	2-2	0	0	0	1	7	2	5	0	3	22		
05	FRAZIER, Keith	g	3-5	1-3	0-0	0	0	0	1	7	2	1	0	0	14		
04	SMITH, Tirus	g	0-4	0-0	1-2	1	4	5	1	0	2	0	1	1	13		
05	WADE, Trey		3-6	1-3	0-1	1	1	2	3	7	1	0	4	0	23		
11	FLAGGERT, Jake		0-0	0-0	0-0	0	0	0	2	0	0	0	0	0	12		
14	OSBORNE, Isaiah		1-4	1-2	1-2	0	2	2	1	4	0	1	1	1	24		
15	MAGEE, Kobe		0-1	0-0	0-0	0	2	2	0	0	0	1	0	0	15		
20	TOUCHET, Trey		0-1	0-0	0-0	0	0	0	1	0	1	3	0	0	6		
	Team					2	3	5									
	Totals		19-45	5-13	13-20	6	21	27	24	56	12	23	6	8	200		
FG % 1st Half: 9-21 42.9% 2nd half: 10-24 41.7% Game: 19-45 42.2%																	
FT % 1st Half: 9-8 87.5% 2nd half: 5-10 50.0% Game: 19-20 95.0%																	
FT % 1st Half: 3-5 60.0% 2nd half: 10-15 66.7% Game: 19-20 95.0%																	
44																	

FG % 1st Half: 9-21 42.9% 2nd half: 10-24 41.7% Game: 19-45 42.2%  
3FG % 1st Half: 3-8 37.5% 2nd half: 2-5 40.0% Game: 5-13 38.5%  
FT % 1st Half: 3-5 60.0% 2nd half: 10-15 66.7% Game: 13-20 65.0%

Score by periods	1st	2nd	Total
South Carolina	50	30	80
UTEP	24	32	56

Last FG - SC 2nd-01:49, UTEP 2nd-00:45.  
Largest lead - SC by 32 2nd-12:54, UTEP None.  
SC led for 39:35. FIU led for 00:00. Game was tied for 00:25.

79

66

**GAME 5 (4-1)**  
Conway, S.C.  
HTC Center  
Nov. 19, 2017  
*Martin's 100th win at Carolina*

**CONWAY, S.C. (AP)** - South Carolina started the relocated Puerto Rico Tip-Off with a clunker. Coach Frank Martin could at least feel better about the way the Gamecocks finished it in the fifth-place game.

Wesley Myers and Chris Silva each scored 14 points, while South Carolina took control after halftime to beat Western Michigan 79-66 on Sunday.

The Gamecocks (4-1) started slow and trailed 13-2 before leading 35-34 at the break. They took over by running off 14 unanswered points during a 17-1 run while holding Western Michigan (2-3) without a basket for nearly 8 1/2 minutes.

That turned a one-point edge into a 57-40 margin on Kory Holden's 3-pointer with 10:02 left, a margin that stayed in double figures the rest of the game for Martin's 100th career win at South Carolina.

"There was a trophy for the team that won at the end, and anytime there's a trophy in place, you want to play for it," Martin said. "We're disappointed we didn't get that opportunity. But once that first game went away and that was no longer an option, then the goal is about your team to continuing to get better because you want your team playing its best in March."

The defensive performance included harassing the Broncos into 22 turnovers that led to 28 points for the Gamecocks, with a tournament-record 10 turnovers coming from Western Michigan leading scorer Thomas Wilder.

It helped that it was the second time the Gamecocks had seen Western Michigan this week. They won 78-60 at home Monday, then won in Conway after the tournament was relocated due to hurricane damage in Puerto Rico.

"I was real happy with the defensive adjustments that our guys executed today," Martin said. "We didn't get back-cut, we sat on some stuff they ran against us when they got layups, so the guys defensively were sharp on that."

Wilder scored 15 points to lead Western Michigan, while Bryce Moore tied a career-high with four 3-pointers and scored 14 points.

"Good physical effort - lost the ball game in an 8-minute stretch," Broncos coach Steve Hawkins said. "That's kind of what it came down to there."

## GAME 5



Official Basketball Box Score -- Game Totals -- Final Statistics  
**South Carolina vs Western Michigan**  
11/19/17 2:00 PM ET at HTC Center (Conway, SC)

**South Carolina 79 • 4-1**

#	Player		3-Ptr			Rebounds		PF	TP	A	T	Bk	Stl	Min	
			FG-FGA	FG-FGA	FT-FTA	Off	Def								
10	MINAYA, Justin	r	4-9	1-4	0-0	1	2	3	1	9	0	2	2	1	33
21	KOTSAR, Maik	r	3-7	0-0	0-3	1	3	4	3	6	0	1	1	2	29
30	SILVA, Chris	r	4-5	0-0	6-8	3	2	5	3	14	2	0	0	1	25
02	GRAVETT, Hassani	g	2-8	1-4	4-8	0	5	5	1	9	6	2	0	0	27
05	BOOKER, Frank	g	4-10	3-9	0-0	0	0	0	1	11	0	2	0	2	19
00	BEATTY, David	g	0-1	0-1	0-0	1	0	1	2	0	1	0	0	0	5
10	HOLDEN, Kory	r	1-3	1-1	3-4	1	0	1	3	6	1	0	0	0	9
13	HAASE, Felipe	r	3-5	2-4	2-2	1	4	5	3	10	1	2	0	1	26
15	MYERS, Wesley	r	5-9	0-1	4-5	0	5	5	2	14	2	2	0	1	27
	Team					4	0	4							
Totals			26-57	8-24	19-30	12	21	33	19	79	13	12	3	8	200

FG % 1st Half: 14-28 50.0% 2nd half: 12-29 41.4% Game: 26-57 45.6%  
3FG % 1st Half: 4-10 40.0% 2nd half: 4-14 28.6% Game: 8-24 33.3%  
FT % 1st Half: 3-10 30.0% 2nd half: 16-20 80.0% Game: 19-30 63.3%

**Western Michigan 66 • 2-3**

#	Player	F	T	3-Ptr			Rebounds			PF	TP	A	T	Bk	Stl	Min
				FG-FGA	FG-FGA	FT-FTA	Off	Def	Total							
03	DAVIS, Josh	f	2-7	1-3	3-4	1	5	6	4	8	2	1	0	2	28	
35	JOHNSON, Brandon	r	2-5	0-0	0-0	1	4	5	4	4	0	2	0	0	28	
10	DUGAN, Seth	c	1-2	0-1	1-2	2	2	4	3	3	2	1	0	0	18	
00	MOORE, Bryce		4-10	4-9	2-2	0	1	1	2	34	1	1	0	0	34	
10	WILDER, Thomas	s	5-7	0-1	5-7	1	2	3	4	15	3	10	1	3	34	
01	FLOWERS, Michael	a	3-6	2-3	2-2	0	0	0	2	10	0	2	0	0	16	
23	JONES, Reggie	s	2-4	1-4	0-0	0	2	2	0	5	1	3	0	1	17	
24	IKONGSHUL, Adida	a	0-0	0-0	0-0	0	3	3	1	0	0	0	0	0	3	
42	LAMONT, Drake	a	2-3	0-0	3-4	0	2	2	4	7	0	2	0	0	22	
	Team					1	3	4								
Totals				21-44	8-21	16-21	6	24	30	24	66	9	22	1	9	200

FG % 1st Half: 12-24 50.0% 2nd half: 9-20 45.0% Game: 21-44 47.7%  
3FG % 1st Half: 3-9 33.3% 2nd half: 5-12 41.7% Game: 8-21 38.1%  
FT % 1st Half: 7-8 87.5% 2nd half: 9-13 69.2% Game: 16-21 76.2%

Officials: Kipp Kissinger, Jeff Malham, Rick O'Neill  
Technical fouls: South Carolina-None. Western Michigan-DAVIS, Josh.  
Attendance:  
Game 10 of the Puerto Rico Tip-Off at Myrtle Beach  
5th Place Game

Score by periods	1st	2nd	Total
South Carolina	35	44	79
Western Michigan	34	32	66

Last FG - SC 2nd-03:38, WMU 2nd-00:35.  
Largest lead - SC by 18 2nd-03:38, WMU by 11 1st-15:20.  
SC led for 25:14, WMU led for 11:18. Game was tied for 03:27.

78

61

**GAME 6 (5-1)**  
Miami, Fla.  
Ocean Bank Convocation Center  
Nov. 27, 2017  
*Martin's first time coaching at his alma mater*

**MIAMI. (AP)** - Chris Silva scored a career-high 26 points and grabbed 10 rebounds to lead South Carolina to a 78-61 win over FIU on Monday night.

Maik Kotsar scored 16 points, Justin Minaya added 13, and Frank Booker chipped in 12 for South Carolina (5-1) as head coach Frank Martin faced his alma mater for the first time on the road as a head coach. Martin is 3-0 against FIU.

FIU (2-4) was led by Eric Lockett's 21 points.

After hitting a 3 to give the Gamecocks a 38-36 lead going into the break after a wild first half, Booker picked up where he left off, hitting three 3s in the opening minutes of the second half to give South Carolina a 57-38 lead.

Booker's 3 were part of a pivotal 15-0 run that helped lift the Gamecocks to the win.

FIU cut the deficit to 10 points at 68-58 with six minutes left in the game, but were unable to get within single digits.

Both teams played an entertaining first half with each taking a turn at a big run.

South Carolina opened with a 9-0 run capped by an emphatic breakaway dunk by Silva. The Gamecocks' fast start continued, making 9 of their first 11 shots to build a 20-4 lead.

Then, the Golden Panthers went on its run erasing the 16-point deficit with a 27-3 run over the next 8:41.

Trejon Jacob sparked FIU by scoring seven straight points with a layup, a long 3, and a two-handed dunk to cut the deficit to 20-11.

FIU continued its surge and took a 23-22 lead following a 4-point play by Brian Beard Jr. with 8:04 left in the first half. Moments later, Beard Jr. drilled another 3 for a 29-23 advantage.

South Carolina trailed 31-23 before Silva ended the run with a basket.

The Gamecocks committed 12 turnovers and made 1 of 9 shots from the field during the run.


## GAME 6




Official Basketball Box Score -- Game Totals -- Final Statistics  
**South Carolina vs FIU**  
11/27/17 7:00 p.m. at Ocean Bank Convocation Ctr.(Miami, Fla.)

**South Carolina 78 • 5-1**

#	Player	Total		3-Ptr		Rebounds		PF	TP	A	TO	Bk	Stl	Min	
		FG	FGA	FG	FGA	FT	FTA								
02	GRAVETT, Hassani	*	3-5	1-2	0-0	3	7	10	1	7	1	0	1	28	
05	BOOKER, Frank	*	4-8	4-8	0-0	1	3	4	0	12	4	0	1	34	
10	MINAYA, Justin	*	5-11	3-6	0-0	1	3	4	3	13	2	1	0	36	
21	KOTSAR, Maik	*	8-13	0-1	0-1	3	3	6	1	16	6	1	1	33	
30	SILVA, Chris	*	10-13	0-0	6-10	3	7	10	4	26	1	4	1	0	29
00	BEATTY, David		0-1	0-1	0-0	0	0	0	0	0	0	0	0	0	4
10	HOLDEN, Kory		0-3	0-2	0-1	0	0	0	1	2	0	2	0	0	12
12	GUEYE, Khadim		0-0	0-0	0-0	1	0	1	2	0	0	2	0	0	7
13	HAASE, Felipe		2-5	0-1	0-0	1	1	2	4	0	5	0	0	0	9
14	FAMOUKE DOUMBIA, I.		0-0	0-0	0-0	0	0	0	0	0	0	0	0	0	1
15	MYERS, Wesley		0-2	0-1	0-0	0	1	1	1	0	0	1	0	0	7
	Team					1	2	3							
	Totals		32-61	8-22	6-12	13	27	40	15	78	29	3	8	20	



60



76

GAME 7 (5-2)

New York City  
Madison Square Garden  
Nov. 30, 2017  
2017 Under Armour Reunion

**NEW YORK (AP)** - Quinton Rose scored a season-high 24 points to lead Temple to a 76-60 rout over South Carolina on Thursday night in the second game of the Under Armour Reunion at Madison Square Garden.




Damion Moore finished with 20 points and 10 rebounds, and Obi Enechionya added 15 points for Temple, which improved to 4-1 with its fourth win in its last five games.

South Carolina dropped to 5-2. The game was South Carolina's first at Madison Square Garden since Sweet 16 and Elite Eight wins over Baylor and Florida, respectively, last March.


David Beatty led the Gamecocks with 13 points. Maik Kotsar scored 12 and Justin Minaya tallied 11.

Leading 38-27 at the start of the second half, Temple outscored the Gamecocks 16-12 in the first 8:20 to extend its lead 54-39. The Owls started the second half with two Enechionya dunks and a jumper, a Moore jam and jumper, and eight points from Rose.

The lead grew to 60-41 after Moore's putback and layup on consecutive possessions. Following the layup with 9:39 left, Gamecocks coach Frank Martin called time out. It did not matter as Temple pushed its lead to 23, 66-43, after Rose's lay-in at 6:27.



GAME 7



GAME 76

Official Basketball Box Score - Game Totals - Final Statistics

**SOUTH CAROLINA vs TEMPLE**  
11/30/17 9pm at Madison Square Garden, New York, NY

**SOUTH CAROLINA 60**

#	Player	Total		3-Ptr		Rebounds		PF	TP	A	TO	Bk	Stl	Min
		FG	FGA	FT	FTA	Off	Def							
10	MINAYA, Justin	f	3-7	1-3	4-4	1	6	7	0	11	0	2	0	28
21	KOTSAR, Maik	f	5-7	2-2	0-0	3	0	3	4	12	2	2	0	32
30	SILVA, Chris	f	2-10	0-1	1-2	4	5	9	3	5	1	6	2	28
02	GRAVETT, Hassani	g	3-6	1-3	0-0	0	3	3	1	7	1	3	1	28
05	BOOKER, Frank	g	1-7	0-3	2-2	0	2	2	1	4	1	0	0	20
00	BEATTY, David		6-11	1-5	0-0	0	0	0	3	13	2	1	1	23
01	HOLDEN, Kory		0-2	0-0	0-0	0	1	0	0	0	0	0	0	4
13	HAASE, Felipe		0-2	0-2	1-2	0	1	1	0	1	0	2	0	2
18	MYERS, Wesley		2-6	1-2	0-0	2	0	2	1	5	2	1	0	26
33	CUDDO, Jason		0-0	0-0	2-2	0	1	1	0	2	0	0	0	1
	Team					3	2	5						
	Totals		22-58	6-21	10-12	13	20	33	14	60	9	17	4	7 200

FG % 1st Half: 11-26 42.3% 2nd half: 11-32 34.4% Game: 22-58 37.9%

3FG % 1st Half: 4-10 40.0% 2nd half: 2-11 18.2% Game: 6-21 28.6%

FT % 1st Half: 1-2 50.0% 2nd half: 9-10 90.0% Game: 10-12 83.3%

Deadball Rebounds 1

**TEMPLE 76**

#	Player	Total		3-Ptr		Rebounds		PF	TP	A	TO	Bk	Stl	Min
		FG	FGA	FT	FTA	Off	Def							
00	ENECHIONYA, OBI	f	6-8	0-1	3-3	0	5	5	2	15	3	3	6	35
01	BROWN, JOSH	f	3-9	1-3	0-0	0	2	2	0	7	1	0	0	26
24	AFLAKPUI, ERNEST	f	0-0	0-0	0	1	0	1	0	4	0	1	1	8
02	ALSTON, JR, SHANE	g	2-11	1-5	0-0	0	4	4	1	5	2	3	0	36
13	ROSE, QUINTON	g	10-13	2-3	2-4	0	2	2	0	24	1	1	0	33
02	MOORE II, ALIIZ		0-4	0-3	0-0	0	1	1	0	2	2	2	0	10
04	MOORMAN II, JP		0-1	0-1	0-0	0	0	0	0	0	0	0	0	2
05	PIERRE-LOUIS, NATE		0-1	0-0	3-4	2	1	3	0	3	1	0	0	7
21	HAMILTON, JUSTYN		0-0	0-0	0-0	0	0	0	0	1	0	0	0	2
26	PERRY, DEVONDRE		0-2	0-1	2-2	1	1	2	2	0	0	0	1	14
23	MOORE, DAMION		8-11	0-0	4-8	5	5	10	2	20	1	1	0	26
25	LEONARD, STEVE		0-0	0-0	0-0	0	0	0	0	0	0	0	0	0+
32	NUÑEZ DE CARVALHO, Team		0-0	0-0	0-0	0	0	0	0	0	0	0	0	1
	Totals		29-60	4-17	14-21	15	22	37	13	76	11	14	8	12 200

FG % 1st Half: 14-30 46.7% 2nd half: 15-30 50.0% Game: 29-60 48.3%

3FG % 1st Half: 3-10 30.0% 2nd half: 1-7 14.3% Game: 4-17 23.5%

FT % 1st Half: 7-11 63.6% 2nd half: 7-10 70.0% Game: 14-21 66.7%

Deadball Rebounds 4

Officials: Tom Eades, Rick Crawford, Antonio Petty

Technical fouls: SOUTH CAROLINA-None. TEMPLE-None.

Attendance: 6081

Score by periods	1st	2nd	Total
SOUTH CAROLINA	27	33	60
TEMPLE	38	38	76

In Paint 20 9 2 21

Off T/O 38 18 10 9 25


2nd Chance 18 10 9 25

Fast Break 12 20


Bench 12 14

Score tied - 2 times.  
Lead changed - 6 times.

Last FG - SC 2nd-00:29, TU 2nd-01:54.  
Largest lead - SC by 2 1st-15:10, TU by 23 2nd-06:28.  
SC led for 01:07, TU led for 36:04. Game was tied for 02:49.



76



70

GAME 8 (6-2)

Columbia, S.C.  
Colonial Life Arena  
Dec. 2, 2017  
Haase notches first double-double

**COLUMBIA, S.C. (AP)** - Freshman Justin Minaya scored 17 points, Chris Silva had 12 of his 14 points in the second half and South Carolina defeated UMass 76-70 on Saturday.

Silva, coming off a two-point performance in a Thursday loss to Temple at Madison Square Garden, was in foul trouble for most of the game. He and Maik Kotsar entered the game with 5:40 remaining with four fouls apiece and Silva delivered back-to-back dunks in 34 seconds to put USC up by six.


The Minutemen cut the advantage to two with 19.4 seconds remaining on a 3-pointer by Carl Pierre, but Hassani Gravett made four straight free throws to seal it.

Gravett finished with 14 points for South Carolina (6-2), while freshman Felipe Haase chipped in 11.


"The job me and my staff are doing right now is pathetic," South Carolina coach Frank Martin said. "We regressed this week. We're a worse basketball team than we were eight days ago. That's my job to make sure that doesn't happen."

Luwane Pipkins led UMass (3-5) with 25 and Pierre added 12. The Minutemen have lost four straight.

"I thought our guys were prepared. I thought our guys were excited. I thought they were ready to play . but, in order to win a game like this, it starts with your approach every single day," UMass coach Matt McCall said.



GAME 8



GAME 70 • 3-5

Official Basketball Box Score - Game Totals - Final Statistics

**UMass vs South Carolina**  
12/2/17 2 p.m. ET at Columbia, S.C. (Colonial Life Arena)

**UMass 70 • 3-5**

#	Player	Total		3-Ptr		Rebounds		PF	TP	A	TO	Bk	Stl	Min
		FG	FGA	FT	FTA	Off	Def							
00	HINES, Malik	f	2-5	0-0	0-0	0	4	4	4	0	3	0	0	13
45	HOLLOWAY, Rashaan	c	4-6	0-0	0-0	3	3	6	5	8	1	0	0	19
02	PIPKINS, Luwane	g	10-20	4-11	1-1	0	3	3	4	25	4	5	0	34
23	ANDERSON, C.J.	g	2-4	1-1	0-0	0	4	4	2	5	8	3	0	37
42	MILLER, Rayshawn	g	3-7	2-5	0-0	0	1	5	8	1	1	0	0	33
05	MCLEAN, Unique		1-3	1-1	2-2	0	0	1	0	5	0	0	0	15
05	BALDWIN, Chris		0-1	0-0	0-0	0	1	0	0	0	0	0	0	3
12	PIERRE, Carl		4-11	4-8	0-0	1	4	5	4	12	0	4	2	30
14	TURNER-MORRIS, Khale		1-2	0-0	1-2	1	0	2	3	3	0	0	0	16
	Team					0	0	0						
	Totals		27-59	12-26	4-5	5	21	26	28	70	13	17	0	3 200

FG % 1st Half: 13-31 41.9% 2nd half: 14-28 50.0% Game: 27-59 45.8%

3FG % 1st Half: 7-12 58.3% 2nd half: 5-14 35.7% Game: 12-26 46.2%

FT % 1st Half: 2-2 100.0 2nd half: 2-3 66.7% Game: 4-5 80.0%

Deadball Rebounds 0

**South Carolina 76 • 6-2**

#	Player	Total		3-Ptr		Rebounds		PF	TP	A	TO	Bk	Stl	Min
		FG	FGA	FT	FTA	Off	Def							
10	MINAYA, Justin	f	6-11	1-4	4-6	1	3	4	1	17	1	2	0	33
21	KOTSAR, Maik	f	4-8	0-1	0-3	3	5	8	4	8	1	1	0	24
30	SILVA, Chris	f	6-7	0-0	2-3	0	4	4	4	14	1	3	0	28
02	GRAVETT, Hassani	g	4-8	0-1	6-9	1	2	0	14	4	0	0	3	31
05	BOOKER, Frank	g	3-8	2-5	1-2	0	4	4	1	9	1	2	0	29
00	BEATTY, David		0-1	0-0	0-0	0	0	0	0	1	0	0	0	6
01	HOLDEN, Kory		0-1	0-1	0-0	0	0	0	0	3	4	0	0	8
13	HAASE, Felipe		4-9	0-2	3-4	1	9	10	1	11	0	2	1	29
15	MYERS, Wesley		1-2	0-1	1-2	1	2	3	0	3	0	0	0	13
33	CUDDO, Jason		0-0	0-0	0-0	0	0	0	0	0	1	1	0	9
	Team					0	1	1						
	Totals		28-55	3-15	17-29	8	28	36	12	76	14	15	1	11 200

FG % 1st Half: 15-27 55.6% 2nd half: 13-28 46.4% Game: 28-55 50.9%

3FG % 1st Half: 1-8 12.5% 2nd half: 2-7 28.6% Game: 3-15 20.0%

FT % 1st Half: 3-9 33.3% 2nd half: 14-20 70.0% Game: 17-29 58.6%

Deadball Rebounds 10

Officials: Doug Simmons, Olandis Poole, Garrick Shannon

Technical fouls: UMass-None. South Carolina-None.

Attendance: 10832

Game Time 1:58

Score by periods	1st	2nd	Total
UMass	25	35	70
South Carolina	34	42	76

In Paint 24 15 6 12 20

Off T/O 36 21 9 12 14


2nd Chance 12 20

Fast Break 12 20


Bench 12 14

Score tied - 5 times.  
Lead changed - 2 times.

Last FG - WYO 2nd-00:20, SC 2nd-01:22.  
Largest lead - UMass by 5 2nd-13:24, SC by 12 1st-10:10.  
UMass led for 07:42, SC led for 29:47. Game was tied for 02:31.



80



64

GAME 9 (7-2)

Columbia, S.C.  
Colonial Life Arena  
Dec. 6, 2017  
Silva's eighth career double-double


**COLUMBIA, S.C. (AP)** - Chris Silva scored 19 points and grabbed 10 rebounds, Felipe Haase added 17 with nine boards, and South Carolina used a big second-half run to beat Wyoming 80-64 on Wednesday night.

Frank Booker scored 16 points with three 3-pointers, six rebounds and three steals. Freshman Justin Minaya added 11 points for the Gamecocks (7-2), who outrebounded the Cowboys 43-34 and scored 24 points off of 18 Wyoming turnovers.


Haase's 3 put South Carolina up for good, 25-22, and the Gamecocks finished the first half on a 13-3 run to lead 35-25 at halftime.

Wyoming closed to 37-33 on Justin James' free throw early in the second half, but the Gamecocks countered with a 21-6 run to regain control and led by double digits the rest of the way. Minaya hit consecutive threes in the run and Booker scored seven points.

James scored 20 points with 12 rebounds and Hayden Dalton added 12 points and six rebounds for Wyoming (6-3). Louis Adams scored 12 and Alexander Aka Gorski had 10.



GAME 9



GAME 64 • 6-3

Official Basketball Box Score - Game Totals - Final Statistics

**Wyoming vs South Carolina**  
12/6/17 7 p.m. ET at Columbia, S.C. (Colonial Life Arena)

**Wyoming 64 • 6-3**

#	Player	Total		3-Ptr		Rebounds		PF	TP	A	TO	Bk	Stl	Min
		FG	FGA	FT	FTA	Off	Def							
05	HERNOON, Alan	f	3-7	1-5	0-0	0	3	3	2	7	2	2	1	31
20	DALTON, Hayden	f	5-12	0-2	2-2	2	4	6	4	12	5	5	0	34
00	REDDING, Nyaires	g	0-1	0-1	0-0	0	0	0	0	3	0	1	0	10
01	JAMES, Justin	g	4-12	1-3	11-14	1	11	12	3	20	3	3	1	35
03	AKA GORSKI, Alexander	g	3-8	3-8	1-2	0	3	3	2	10	2	2	0	34
02	MOEMEKA, Andrew		0-0	0-0	0-0	0	1	1	0	0	0	0	0	2
10	KELLEY, Cody		0-3	0-2	1-2	0	2	2	2	1	1	2	0	14
12	MALDONADO, Hunter		0-1	0-1	0-0	0	0	0	0	1	0	0	0	2
24	ADAMS, Louis		3-10	1-3	5-6	2	1	3	3	12	1	3	0	26
33	NAUGHTON, Jordan		1-2	0-0	0-0	1	1	2	2	2	0	0	0	12
	Team					1	1	2						
	Totals		19-56	6-25	20-26	7	27	34	22	64	14	18	3	7 200

FG % 1st Half: 10-30 33.3% 2nd half: 9-26 34.6% Game: 19-56 33.9%



3FG % 1st Half: 1-3 7.7% 2nd half: 5-12 41.7% Game: 6-25 24.0%

FT % 1st Half: 4-6 66.7% 2nd half: 16-20 80.0% Game: 6-25 76.9%

Deadball Rebounds 3.1

**South Carolina 80 • 7-2**

#	Player	Total		3-Ptr		Rebounds		PF	TP	A	TO	Bk	Stl	Min
		FG	FGA	FT	FTA	Off	Def							
10	MINAYA, Justin	f	4-8	2-3	1-2	1	2	3	4	11	0	2	1	23
21	KOTSAR, Maik	f	3-8	0-1	0-3	4	4	2	6	2	3	0	1	30
30	SILVA, Chris	f	5-9	0-1	9-14	2	8	10	3	19	2	3	1	27
02	GRAVETT, Hassani	g	3-6	0-2	3-4	1	0	1	3	9	2	3	1	24
05	BOOKER, Frank	g	6-10	3-5	1-2	1	5	6	4	16	2	1	0	34
00	BEATTY, David		0-2	0-1	0-0	0	1	2	0	1	1	0	0	7
01	HOLDEN, Kory		0-3	0-2	1-2	0	4	4	0	1	2	2	0	16
13	HAASE, Felipe		7-12											

	<b>80</b>	<b>GAME 10 (8-2)</b> Columbia, S.C. Colonial Life Arena Dec. 9, 2017 <i>Gravett jumper with 6.5 seconds to play</i>
	<b>78</b>	

**COLUMBIA, S.C. (AP)** - Hassani Gravett scored a lay-up, followed by a free throw with 6.5 seconds remaining to give South Carolina an 80-78 victory over Coastal Carolina in Colonial Life Arena on Saturday.

The play allowed the Gamecocks to earn a victory in a game they trailed by as many as five in the second half. They survived Coastal Carolina getting two shots off as time ran out. The win, which improved USC's record to 8-2, was its third straight since returning home.

The loss dropped the Chanticleers to 5-5.

Frank Martin has built his coaching reputation on defense. He has been frustrated that this year's team has not displayed toughness on that side of the court. The Chanticleers exploited South Carolina's defense throughout the first half, connecting on seven of 14 3-point attempts. When Coastal wasn't scoring from long range, its guards managed to beat defenders off the dribble.

The Chanticleers continued to take advantage of USC's defense in the second half, earning its largest lead (69-64) with 7:56 remaining on an Arthur Labinowicz jumper. The Gamecocks pulled within one on several occasions, but appeared unable to regain the lead. USC tied things at 76 with 2:03 remaining on a driving layup by Maik Kotsar.

South Carolina, which trailed in the later stages of the opening 20 minutes, managed to rally and go into the locker room tied at 47. The Gamecocks out-scored Coastal Carolina by 12 on the free throw line.

## GAME 10



Official Basketball Box Score – Game Totals – Final Statistics  
**Coastal Carolina vs South Carolina**  
12/9/17 12 p.m. ET at Columbia, S.C. (Colonial Life Arena)

**Coastal Carolina 78 • 5-5**

#	Player	Total		3-Ptr		Rebounds		PF	TP	A	TO	Bk	Stl	Min	
		FG	FGA	FG	FGA	FT	FTA								
40	Cuthbertson, Zac	f	5-10	1-2	0-0	2	2	4	3	11	4	2	1	0	34
30	Coleman, Josh	c	0-1	0-0	0-0	0	0	0	5	0	0	0	0	0	8
01	Sanders, Ajay	g	5-9	4-5	0-0	1	3	4	0	14	2	5	1	1	29
05	Shaw, Jaylen	g	6-15	0-2	5-6	1	5	6	2	17	3	3	0	2	33
13	Lindsey, Matt	g	1-6	1-4	0-0	0	1	1	1	3	1	0	0	2	28
00	Brown, Tre		1-2	0-0	0-0	0	4	4	4	2	2	0	0	1	7
02	Labinowicz, Artur		2-8	1-7	4-5	1	1	2	2	9	3	1	0	0	23
15	Bamba, Amidou		1-2	0-0	0-0	1	0	1	4	2	0	0	0	0	13
20	Beck, Demario		8-10	3-4	1-2	3	3	6	4	20	2	3	0	2	25
	Team					4	1	5							
Totals			29-63	10-24	10-13	13	20	33	25	78	17	15	2	8	200
FG % 1st Half: 15-29 51.7%		2nd half: 14-34 41.2%		Game: 29-63 46.0%		Deadball Rebounds 4.3									
3FG % 1st Half: 7-14 50.0%		2nd half: 3-10 30.0%		Game: 10-24 41.7%											
FT % 1st Half: 10-13 76.9%		2nd half: 0-0 0.0%		Game: 10-13 76.9%											

**South Carolina 80 • 8-2**

#	Player	FG	FGA	3-Ptr	FG-3GA	FT	FTA	Off	Def	Reb	PF	TP	A	To	Bk	Stl	Min
10	MINAYA, Justin	f	4-9	3-7	2-2	2	2	4	2	13	1	4	0	1			33
21	KOTSAR, Maik	f	3-7	0-0	0-0	2	2	4	1	6	2	0	1	0			30
30	SILVA, Chris	f	2-5	1-1	10-13	2	7	9	1	15	1	1	3	2			35
02	GRAVETT, Hassani	g	3-9	0-2	3-5	1	0	1	3	9	4	2	0	1			25
05	BOOKER, Frank	g	7-12	3-7	2-4	1	4	5	2	19	3	2	0	2			34
01	HOLDEN, Kory		1-5	0-1	0-0	1	0	1	1	2	3	1	0	0			13
13	HAASE, Felipe		3-4	0-1	1-1	1	4	5	0	7	0	2	0	0			14
15	MYERS, Wesley		1-2	1-1	3-4	1	2	6	0	1	0	0	0	0			11
23	HINSON, Evan		1-2	0-0	1-2	0	0	0	1	3	0	1	0	0			5
	Team					1	0	1									
	Totals		25-55	8-20	22-31	12	19	31	13	80	14	14	4	6			200
FG % 1st Half: 14-29 48.3%		2nd half: 11-26 42.3%		Game: 25-55 45.5%		Deadball Rebounds 4.1											
3FG % 1st Half: 6-11 54.5%		2nd half: 2-9 22.2%		Game: 8-20 40.0%													
FT % 1st Half: 13-17 76.5%		2nd half: 9-14 64.3%		Game: 22-31 71.0%													



Officials: Anthony Jordan, Terry Moore, Bart Lenox  
Technical fouls: Coastal Carolina-None. South Carolina-None.  
Attendance: 11724  
Game Time: 1:59

Score by periods	1st	2nd	Total
Coastal Carolina	47	31	78
South Carolina	47	33	80

Last FG - COASTAL 2nd-01:00, SC 2nd-00:06.  
Largest lead - COASTAL by 5 2nd-08:05, SC by 7 1st-12:50.  
COASTAL led for 17:13. SC led for 17:54. Game was tied for 01:43.

	In	Off	2nd	Fast	
Points	Paint	T/O	Chance	Break	Bench
COASTA	28	16	14	7	33
SC	24	11	10	2	18

Score tied - 8 times.  
Lead changed - 8 times.

	<b>48</b>	<b>GAME 11 (8-3)</b> Clemson, S.C. Littlejohn Coliseum Dec. 19, 2017 <i>168th meeting all-time</i>
	<b>64</b>	

**CLEMSON, S.C.** - Marquise Reed poured in a career-high 25 points, 18 of them coming in the second half, to help lead Clemson (10-1) to a 64-48 victory over in-state rival South Carolina (8-3) Tuesday night at Littlejohn Coliseum.

The game was back-and-forth for much of the first half, but the Tigers pushed in front thanks to four Reed 3s midway in the second half. The Gamecocks were unable to find their rhythm offensively, shooting just 35 percent (19-of-54) from the field.

Chris Silva led Carolina with 12 points and nine rebounds. Wesley Myers, who played a season-high 31 minutes, scored 10 points off the bench.

Gabe DeVoe (12) and Shelton Mitchell (10) each scored in double figures off the bench for Clemson, who never trailed in the contest.

## GAME 11



Official Basketball Box Score – Game Totals – Final Statistics  
**South Carolina vs Clemson**  
12/19/17 7:01 PM ET at Clemson, S.C. (Littlejohn Coliseum)

**South Carolina 48 • 8-3**

#	Player	FG	Total	3-Ptr	Rebounds																		
		FG	FGA	FG	FGA	FT	FTA	Off	Def	PF	TP	A	To	Bk	Stl								
10	MINAYA, Justin	f	0-6	0-1	0-0	3	2	5	1	0	1	2	0	0	29								
21	KOTSAR, Maik	f	3-5	0-0	0-0	1	5	6	1	6	0	1	2	1	32								
30	SILVA, Chris	f	4-10	0-1	4-4	3	6	9	4	12	0	4	1	0	25								
05	GRAVETT, Hassani	g	1-7	1-5	0-0	0	1	1	3	3	1	1	0	0	15								
02	BOOKER, Frank	g	0-4	0-2	2-2	2	0	2	4	2	0	1	0	0	15								
00	BEATTY, David		2-5	0-2	1-2	0	0	0	1	5	0	0	0	1	14								
01	HOLDEN, Kory		4-5	0-0	0-0	0	1	1	0	8	1	3	1	1	15								
13	HAASE, Felipe		1-5	0-3	0-0	2	2	0	2	0	2	1	0	0	22								
15	MYERS, Wesley		4-7	1-2	1-2	1	2	3	1	10	0	1	0	0	31								
23	HINSON, Evan		0-0	0-0	0-0	0	0	0	2	0	0	0	0	0	2								
	Team					2	0	2															
	Totals		19-54	2-16	8-10	12	19	31	17	48	3	14	4	3	200								
FG % 1st Half: 9-24 37.5%		2nd half: 10-30 33.3%		Game: 19-54 35.2%		Deadball Rebounds																	
3FG % 1st Half: 0-6 0.0%		2nd half: 2-10 20.0%		Game: 2-16 12.5%																			
FT % 1st Half: 8-10 80.0%		2nd half: 0-0 0.0%		Game: 8-10 80.0%																			

**Clemson 64 • 10-1**



#	Player		FG	FGA	3-Ptr	FG	FGA	FT	FTA	Off	Def	Reb	PF	TP	A	To	Bk	Stl	Min
Rebounds																			
32	GRANTHAM, Donte	f	2-7	1-3	0-0	2	5	7	3	5	1	2	1	0	1	2	1	0	20
14	THOMAS, Elijah	c	4-6	0-0	0-2	3	3	6	1	8	1	2	5	3	29				
02	REED, Marquise	g	6-11	5-9	8-11	0	6	6	0	25	3	4	0	3	37				
04	MITCHELL, Shelton	g	3-8	0-1	4-5	0	3	3	1	10	1	2	0	0	30				
10	DEVOE, Gabe	g	4-10	1-4	3-4	1	2	3	0	12	1	2	0	2	36				
00	TRAPP, Clyde		0-0	0-0	0-0	0	0	0	0	0	0	0	0	0	3				
05	DONNAL, Mark		0-1	0-0	0-0	2	2	4	0	0	0	0	0	0	11				
24	SKARA, David		1-2	1-2	0-0	0	2	0	3	0	1	2	1	1	17				
15	SIMMS, Aamir		0-1	0-1	1-2	0	3	0	0	1	1	1	0	0	17				
	Team					1	1	2											
Totals			20-46	8-20	16-24	9	25	34	9	64	8	15	8	9	200				
FG % 1st Half: 8-19 42.1% 2nd half: 12-27 44.4% Game: 20-46 43.5%																			
3FG % 1st Half: 3-9 33.3% 2nd half: 5-11 45.5% Game: 8-20 40.0%																			
FT % 1st Half: 12-16 75.0% 2nd half: 4-8 50.0% Game: 16-24 66.7%																			
																			Deadball Rebounds 5

Officials: Mike Eades, Ron Groover, James Breeding  
Technical fouls: South Carolina-None. Clemson-None.  
Attendance: 8031  
Flagrant 1 foul on South Carolina #10 at 3:19 mark of first half  
Flagrant 1 foul on South Carolina #30 at 13:19 mark of second half

Score by periods	1st	2nd	Total
South Carolina	26	22	48
Clemson	31	33	64

Last FG - SC 2nd-00:07, CU 2nd-01:05.  
Largest lead - SC None, CU by 19 2nd-02:13.  
SC led for 00:00. CU led for 38:32. Game was tied for 01:28.


Score tied - 1 time.  
Lead changed - 0 times.

	<b>74</b>	<b>GAME 12 (9-3)</b> Columbia, S.C. Colonial Life Arena Dec. 27, 2017 <i>Gamecocks pull away in second half</i>
	<b>45</b>	

**COLUMBIA, S.C. (AP)** - Frank Booker was 5 for 9 from 3-point range and scored 17 points to lead South Carolina to a 74-45 victory over Limestone on Wednesday.

Freshman David Beatty added 16 points for the Gamecocks (9-3) while Maik Kotsar had 13.</





69

74

GAME 13 (9-4, 0-1 SEC)

Oxford, Miss.  
The Pavilion  
Dec. 31, 2017  
SEC Opener

**OXFORD, Miss. (AP)** - Deandre Burnett scored 18 points and Mississippi converted eight consecutive free throws in the final 90 seconds to defeat South Carolina 74-69 in the Southeastern Conference opener for both teams Sunday.

Markel Crawford and Bruce Stevens added 17 and 10 points, respectively, for the Rebels (8-5). Burnett hit consecutive three-point shots to highlight a 16-6 run and build a 61-55 lead with 6:23 left. Ole Miss closed it at the free throw line, hitting 20 of 23 (87 percent) in the second half.


Chris Silva had 21 points and 13 rebounds for South Carolina (9-4), but was hampered by foul trouble during the decisive Ole Miss surge.

Frank Booker added 21 points, hitting 6 of 10 from the 3-point line.

Ole Miss was 20 of 49 (41 percent) from the field, 8 of 21 (38 percent) from 3-point range and 26 of 33 (78 percent) from the free throw line.

The Rebels forced 14 turnovers and blocked seven shots.

South Carolina finished 22 of 58 (38 percent) from the field, but managed only 10 of 34 apart from Silva and Booker. The Gamecocks were 8 of 20 (40 percent) from the 3-point line and 17 of 26 (65 percent) from the free throw line. The Gamecocks won the rebound battle, 43-30, including 14 offensive boards.



68

79

GAME 14 (9-5, 0-2 SEC)

Columbia, S.C.  
Colonial Life Arena  
Jan. 3, 2018  
SEC home opener

**COLUMBIA, S.C. (AP)** - Missouri coach Cuonzo Martin was happy his team opened Southeastern Conference play with a road win - and not just because the Tigers had not accomplished that in almost four years. "We know how tough they are" to get, Martin said after Missouri's 79-68 win over South Carolina on Wednesday night.

Especially after the Tigers' had lost their past 32 league games on the road.

"The fact that we broke the long, SEC losing streak on the first conference game means a lot," said Jordan Barnett, who had 19 points off four 3-pointers for Missouri (11-3, 1-0 SEC). "We still think we can get a lot better."

Martin understood his players' excitement over the victory after the program had not won an SEC game on the road since topping Arkansas 75-71 on Jan. 28, 2014. But the first-year coach did not want to burden his team any more with what happened before he arrived.

"The past is the past, we learn from it," Martin said. "I know how important, how valuable it is to win road games."

Kassius Robertson had 23 points and Jontay Porter and Barnett scored 19 apiece for Missouri.

Robertson, Porter, the freshman brother of injured star Michael Porter Jr., and Barnett combined 13 of Missouri's 14 3-pointers. Porter set a career high for the Tigers.

Missouri's long-range shooting took care of this one early. It had nine 3s in the opening half to build a 15-point lead and kept the pressure on South Carolina (9-5, 0-2) throughout with its long-range shooting.

It was not the home SEC debut South Carolina envisioned. Point guard Hassani Gravett missed his second straight game with a right ankle injury and a Southern ice and snow storm along the coast dropped temperatures into the 20s and kept many fans home.


The Gamecocks closed to 20-19 on Felipe Haase's 3-pointer with 8:43 left before the half when Missouri took off on a 16-2 run to gain a stronghold it never relinquished. South Carolina got a 21-point deficit to 74-65 on Justin Minaya's 3-pointer with 2:03 to go.

But Robertson had a layup and two foul shots to keep the Tigers out front.

Chris Silva led the Gamecocks with 18 points.

South Carolina coach Frank Martin said his team is lacking in fiery, tough-minded leaders as it had in past years with players like Sindarius Thornwell and Michael Carrera. "We don't have any of that right now," Martin said.

The Gamecocks dropped their first two SEC games for the first time since 2014-15.



71

60

GAME 15 (10-5, 1-2 SEC)

Columbia, S.C.  
Colonial Life Arena  
Jan. 6, 2018  
Silva leads Gamecocks with career high 27 points in win

**COLUMBIA, S.C. (AP)** - Chris Silva scored a career-high 27 points and had eight rebounds and South Carolina beat Vanderbilt 71-60 on Saturday for its first Southeastern Conference win of the season.

The Gamecocks (10-5, 1-2) entered with back-to-back losses to Mississippi and Missouri. Vanderbilt, which fell to 6-9 overall, is 1-2 in SEC play.


South Carolina outscored the Commodores by 13 after half-time, thanks mostly to Silva and guard Wesley Myers, who scored all of his 17 points in the second half.

Vanderbilt, which led 28-26 at halftime, closed to 48-45 on Jeff Roberson's free throws with 8:21 to play, but Silva made five straight free throws and the Gamecocks began to pull away, finishing with 10 free throws in the final 58 seconds.

It was a cold-shooting affair from the get-go. The Commodores made just 8 of 23 first-half field goals to South Carolina's 10 of 28. The teams combined for more fouls (20) than made field goals (18) in the opening 20 minutes.

Saben Lee scored 17 points, Matthew Fisher-Davis added 12 and blocked four shots, and Djery Baptiste scored 10 points with three steals for Vanderbilt.

GAME 13



Official Basketball Box Score - Game Totals - Final Statistics  
South Carolina vs Ole Miss  
12/31/17 5:05 p.m. at Oxford, Miss.

South Carolina 69 • 9-4, 0-1 SEC

#	Player	FG-FGA	FG-FGA	FT-FTA	Off Def Tot	PF	TP	A TO Blk Stl	Min
19	MINAYA, Justin	2-3	0-1	0-0	1 3 4	4	4	3 1 1 0	14
21	KOTSAR, Malik	0-7	0-1	2-3	0 4 4	3	2	2 4 1 0	31
20	SILVA, Chris	5-11	0-0	11-14	6 7 13	4	21	1 1 2 0	30
05	BOOKER, Frank	7-13	6-10	1-2	0 1 1	2	21	2 0 0 0	34
15	MYERS, Wesley	1-7	0-1	1-3	1 1 2	4	3	5 4 0 0	30
02	BEATTY, David	4-10	1-4	0-1	0 6 6	3	9	2 3 0 2	33
10	GUEYE, Khadim	0-0	0-0	0-0	0 0 0	0	0	0 0 0 0	4
13	HAASE, Felipe	3-7	1-3	2-3	1 5 6	1	9	1 1 0 0	24
	Team				5 2 7				
	Totals	22-58	8-20	17-26	14 29 43	21	69	16 14 4 2	200

FG % 1st Half: 10-28 35.7% 2nd half: 12-30 40.0% Game: 22-58 37.9%  
3FG % 1st Half: 2-6 33.3% 2nd half: 6-14 42.9% Game: 8-20 40.0%  
FT % 1st Half: 8-13 61.5% 2nd half: 9-13 69.2% Game: 17-26 65.4%

Deadball Rebounds 4,1

Ole Miss 74 • 8-5, 1-0 SEC

#	Player	FG-FGA	FG-FGA	FT-FTA	Off Def Tot	PF	TP	A TO Blk Stl	Min
50	Furmanavicius,Justas	1-3	0-0	3-4	0 1 1	1	5	0 0 0 0	19
10	Olejniczak,Dominik	0-0	0-0	0-0	0 2 2	4	0	0 1 2 0	13
00	Shuler,Devontae	2-7	2-5	0-0	0 1 1	0	6	1 0 0 1	20
01	Burnett,Deandre	3-12	3-7	9-14	0 1 1	1	18	6 1 0 1	33
05	Crawford,Markel	5-10	3-6	4-4	0 2 2	3	17	1 1 0 3	30
02	Hymon,Marcanvis	3-4	0-0	1-1	2 2 4	2	7	1 0 2 0	22
03	Davis,Terence	1-4	0-2	2-2	0 5 5	4	4	4 3 1 2	19
04	Tyree,Brelin	1-5	0-1	5-6	0 4 4	3	7	2 1 0 0	18
12	Stevens,Bruce	4-4	0-0	2-2	0 4 4	10	0	2 1 0 2	26
	Team				2 4 6		1		
	Totals	20-49	8-21	26-33	4 26 30	23	74	15 8 7 9	200

FG % 1st Half: 10-28 35.7% 2nd half: 10-21 47.6% Game: 20-49 40.8%  
3FG % 1st Half: 5-14 35.7% 2nd half: 3-7 42.9% Game: 8-21 38.1%  
FT % 1st Half: 6-10 60.0% 2nd half: 20-23 87.0% Game: 26-33 78.8%

Deadball Rebounds 2,1

Officials: Doug Shous, Patrick Evans, Vladimir Voyard-Tadal  
Technical fouls: South Carolina-None. Ole Miss-Deandre, Terence.  
Attendance: 5849


Score by periods	1st	2nd	Total
South Carolina	30	39	69
Ole Miss	31	43	74

Points In Off 2nd Fast  
SC 20 16 2 7 11 7 18  
OM 20 16 2 4 8 28

Score tied - 8 times.  
Lead changed - 11 times.

Last FG - SC 2nd-03:43, OM 2nd-05:05.  
Largest lead - SC by 9 1st-11:55, OM by 6 2nd-06:23.  
SC led for 22:29, OM led for 13:53. Game was tied for 03:32.

GAME 14



Official Basketball Box Score - Game Totals - Final Statistics  
Missouri vs South Carolina  
1/3/18 9 p.m. ET at Columbia, S.C. (Colonial Life Arena)

Missouri 79 • 11-3, 1-0 SEC

#	Player	FG-FGA	FG-FGA	FT-FTA	Off Def Tot	PF	TP	A TO Blk Stl	Min
21	BARNETT, Jordan	6-9	4-6	3-3	0 2 2	3	19	1 3 1 2	39
23	TILMON, Jeremiah	1-2	0-0	0-2	2 0 2	5	2	0 3 2 0	11
24	PURYEAR, Kevin	2-6	0-1	2-2	3 3 6	3	6	2 0 1 0	33
03	ROBERTSON, Kassius	6-12	4-8	7-9	0 1 1	2	23	1 2 0 2	34
05	GEIST, Jordan	3-6	1-2	3-5	0 4 4	3	10	6 1 0 1	29
01	PHILLIPS, Terrence	0-0	0-0	0-1	0 0 1	0	0	1 1 0 0	6
11	PORTER, Jontay	5-9	5-7	4-4	1 6 7	5	19	1 2 4 0	27
14	NIKKO, Reed	0-2	0-0	0-0	2 2 2	0	0	0 0 0 1	8
3	VANLEER, Cullen	0-0	0-0	0-0	0 0 0	0	0	0 0 0 0	2
55	HARRIS, Blake	0-3	0-0	0-0	0 1 2	0	3	1 0 1 1	11
	Team				2 3 5				
	Totals	23-49	14-24	19-24	8 23 31	26	79	15 13 8 7	200

FG % 1st Half: 11-25 44.0% 2nd half: 12-24 50.0% Game: 23-49 46.9%  
3FG % 1st Half: 9-16 56.3% 2nd half: 5-8 62.5% Game: 14-24 58.3%  
FT % 1st Half: 8-9 88.9% 2nd half: 11-15 73.3% Game: 19-24 79.2%

Deadball Rebounds 3,4

South Carolina 68 • 9-5, 0-2 SEC

#	Player	FG-FGA	FG-FGA	FT-FTA	Off Def Tot	PF	TP	A TO Blk Stl	Min
10	MINAYA, Justin	3-7	1-2	1-3	2 2 4	2	8	2 2 0 0	30
21	KOTSAR, Malik	3-8	0-2	3-3	2 2 4	2	9	2 1 3 0	33
20	SILVA, Chris	4-6	1-1	9-10	3 2 5	4	18	0 4 1 1	27
05	BOOKER, Frank	1-5	0-3	3-4	1 4 5	0	5	0 0 1 2	25
15	MYERS, Wesley	5-11	0-2	0-2	0 1 1	5	10	2 2 0 0	27
02	BEATTY, David	2-11	1-5	1-2	0 0 0	2	6	1 0 1 1	18
10	GUEYE, Khadim	0-0	0-0	0-0	0 1 1	0	0	0 0 0 0	5
13	HAASE, Felipe	2-2	0-0	0-0	0 2 2	3	6	0 1 1 0	16
14	FAMOUSKE DOUMBIA, I.	2-4	0-1	0-0	1 0 1	1	2	0 0 0 0	6
23	HINSON, Evan	0-1	0-0	2-2	0 4 4	2	2	1 1 1 1	14
33	CUDD, Jason	1-2	0-0	0-0	0 0 0	1	2	0 0 0 0	9
	Team				4 1 5				
	Totals	22-57	5-18	19-26	13 19 32	22	68	8 11 8 4	200

FG % 1st Half: 9-30 30.0% 2nd half: 13-27 48.1% Game: 22-57 38.6%  
3FG % 1st Half: 1-9 11.1% 2nd half: 4-9 44.4% Game: 5-18 27.8%  
FT % 1st Half: 8-11 72.7% 2nd half: 11-15 73.3% Game: 19-26 73.1%

Deadball Rebounds 2,1

Officials: Pat Adams, Joe Lindsay, Anthony Franklin (Brian Shev)  
Technical fouls: Missouri-None. South Carolina-None.  
Attendance: 9846


Score by periods	1st	2nd	Total
Missouri	39	40	79
South Carolina	27	41	68

Points In Off 2nd Fast  
MU 16 17 10 11 19 19  
SC 28 6 12 4 18 63

Score tied - 2 times.  
Lead changed - 4 times.

Last FG - MU 2nd-01:42, SC 2nd-02:03.  
Largest lead - MU by 21 2nd-08:56, SC by 3 1st-17:03.  
MU led for 37:06, SC led for 02:02. Game was tied for 00:50.

GAME 15



Official Basketball Box Score - Game Totals - Final Statistics  
Vanderbilt vs South Carolina  
1/6/18 6:45 p.m. ET at Columbia, S.C. (Colonial Life Arena)

Vanderbilt 60 • 6-9, 1-2 SEC

#	Player	FG-FGA	FG-FGA	FT-FTA	Off Def Tot	PF	TP	A TO Blk Stl	Min
11	ROBERSON, Jeff	2-6	1-5	4-6	2 7 9	4	9	3 3 0 1	33
15	BROWN, Clevon	0-3	0-2	0-1	0 2 2	4	0	0 1 0 0	12
00	LEE, Saben	6-11	3-5	2-4	0 2 2	5	17	2 3 0 1	31
10	EVANS, Maxwell	1-4	1-3	2-2	3 1 4	4	5	0 4 0 1	23
13	LACHANCE, Riley	1-5	1-5	0-0	1 0 1	5	3	2 3 0 0	25
01	WILLIS, Payton	2-6	0-3	0-0	1 2 3	2	4	1 1 0 1	16
02	TOYE, Joe	0-1	0-0	0-0	0 2 2	1	0	0 1 0 0	9
08	AUSTIN, JR., Larry	0-0	0-0	0-0	0 0 0	0	0	0 0 0 0	0+
05	FISHER-DAVIS, M.	4-11	2-6	2-2	1 4 5	1	12	2 3 4 0	27
12	BAPTISTE, Djery	3-7	0-0	4-5	1 4 5	5	10	0 0 0 3	24
	Team				0 1 1				
	Totals	19-54	8-29	14-20	9 25 34	31	60	10 19 4 7	200

FG % 1st Half: 8-23 34.8% 2nd half: 11-31 35.5% Game: 19-54 35.2%  
3FG % 1st Half: 4-10 40.0% 2nd half: 4-19 21.1% Game: 8-29 27.6%  
FT % 1st Half: 8-12 66.7% 2nd half: 6-8 75.0% Game: 14-20 70.0%

Deadball Rebounds 1,2

South Carolina 71 • 10-5, 1-2 SEC

#	Player	FG-FGA	FG-FGA	FT-FTA	Off Def Tot	PF	TP	A TO Blk Stl	Min
10	MINAYA, Justin	2-7	1-3	1-3	2 2 5	3	6	1 0 1 1	31
21	KOTSAR, Malik	1-2	0-0	0-0	0 5 5	4	2	1 2 1 0	20
20	SILVA, Chris	9-15	0-0	12-12	2 6 8	1	27	1 1 0 0	31
15	MYERS, Wesley	4-5	1-1	8-12	1 2 3	3	17	1 2 0 1	22
23	HINSON, Evan	2-4	0-2	2-2	0 2 2	6	0	0 0 0 0	13
00	BEATTY, David	1-7	1-2	0-0	0 0 0	3	1	6 0 2 0	24
05	BOOKER, Frank	0-4	0-0	4-7	0 4 4	2	4	0 1 0 3	28
13	HAASE, Felipe	1-8	1-6	0-0	2 4 6	1	3	2 0 1 0	16
33	CUDD, Jason	1-2	0-0	1-2	1 2 3	1	3	1 0 1 0	15
	Team				3 2 5				
	Totals	21-54	4-14	25-39	11 30 41	17	71	8 12 4 7	200

FG % 1st Half: 10-28 35.7% 2nd half: 11-26 42.3% Game: 21-54 38.9%  
3FG % 1st Half: 2-8 25.0% 2nd half: 2-8 33.3% Game: 4-14 28.6%  
FT % 1st Half: 4-8 50.0% 2nd half: 21-31 67.7% Game: 25-39 64.1%

Deadball Rebounds 9,1

Officials: Karl Hess, Chuck Jones, Rob Rorke  
Technical fouls: Vanderbilt-TEAM. South Carolina-None.  
Attendance: 11391  
Game time: 2:05



Score by periods	1st	2nd	Total
Vanderbilt	28	32	60
South Carolina	26	45	71

Points In Off 2nd Fast  
VU 20 15 5 5 5 26  
SC 32 16 8 4 8 63

Score tied - 6 times.  
Lead changed - 4 times.

Last FG - VU 2nd-00:22, SC 2nd-03:23.  
Largest lead - VU by 6 1st-13:53, SC by 12 2nd-00:28.  
VU led for 09:52, SC led for 27:47. Game was tied for 02:21.

2017-18 SOUTH CAROLINA BASKETBALL • MARCH 8, 2018 • GAME 33 - ARKANSAS

	<b>62</b>	<b>GAME 16 (10-6, 1-3 SEC)</b>
	<b>76</b>	Tuscaloosa, Ala. Coleman Coliseum Jan. 9, 2018 <i>Myers leads Gamecocks with 15 points</i>

**TUSCALOOSA, Ala. (AP)** - John Petty scored 12 of his 15 points in the first half and Alabama beat South Carolina 76-62 on Tuesday night.

It was Petty, a usual starter for the Crimson Tide, who provided an immediate spark. The freshman knocked down back-to-back 3-point shots a minute after checking into the game around the 13-minute mark of the first half as Alabama (10-6, 2-2 Southeastern Conference) built a 40-33 halftime advantage.

Donta Hall scored 13 points and Daniel Giddens added 11 for Alabama. Avery Johnson Jr. scored 10 points, knocking down two 3-point baskets. Dazon Ingram, who missed the Crimson Tide's last game due to illness, finished with four points, three rebounds and two assists.

Collin Sexton, the SEC's leading scorer averaging 20.5 points per game, picked up his second foul with 14 minutes remaining in the first half, and finished with a season-low five points.

Wesley Myers scored 15 points to lead South Carolina (10-6, 1-3), which was held to 36 percent shooting from the field, and scored just three second-chance points. Maik Kotsar added 10 points.

## GAME 16



Official Basketball Box Score – Game Totals – Final Statistics  
**South Carolina vs Alabama**  
1/9/18 6 p.m. CT at Tuscaloosa, Ala. (Coleman Coliseum)

**South Carolina 62 • 10-6, 1-3**

#	Player		Total		3-Ptr		Rebounds		PF	TP	A	TO	Blk	Stl	Min
			FG	FGA	FG	FGA	FT	FTA							
10	MINAYA, Justin	f	3-7	1-2	0-0	2	3	5	2	7	2	0	0	1	29
21	KOTSAR, Maik	f	4-9	0-2	2-4	1	4	5	3	10	1	3	0	0	26
30	SILVA, Chris	f	2-8	0-0	5-7	3	1	4	5	9	0	2	0	2	18
15	MYERS, Wesley	g	4-9	2-3	5-6	1	0	1	3	15	2	3	0	0	30
23	HINSON, Evan	g	2-3	0-0	1-1	0	2	2	1	5	1	1	1	0	16
00	BEATTY, David		0-3	0-1	2-2	0	1	1	1	2	0	1	0	0	11
02	GRAVETT, Hassani		3-4	1-2	0-0	0	2	2	0	7	1	1	1	0	15
05	BOOKER, Frank		1-3	1-3	3-3	0	3	3	1	6	0	0	0	0	21
12	GUEYE, Khadim		0-1	0-0	0-0	0	0	0	0	0	0	0	0	0	1
13	HAASE, Felipe		0-4	0-2	0-0	1	0	1	0	0	1	1	0	0	16
14	FAMOUKE DOUMBIA, I.		0-0	0-0	0-0	0	0	0	0	0	0	0	0	0	1
33	CUDO, Jason		0-2	0-0	1-2	1	1	2	0	1	0	1	0	0	16
	Team					2	0	2							
Totals			19-53	5-15	19-25	11	17	28	16	62	8	13	2	3	200

FG % 1st Half: 12-28 42.9% 2nd half: 7-25 28.0% Game: 19-53 35.8% Deadball Rebounds 3  
3FG % 1st Half: 5-9 55.6% 2nd half: 0-6 0.0% Game: 5-15 33.3%  
FT % 1st Half: 4-5 80.0% 2nd half: 15-20 75.0% Game: 19-25 76.0%

**Alabama 76 • 10-6, 2-2**



#	Player	Total		3-Ptr		Rebounds		PF	TP	A	TO	Blk	Stl	Min	
		FG	FGA	FG	FGA	FT	FTA								
00	Hall, Donta	f	6-7	0-0	1-3	3	4	7	0	13	0	2	3	0	27
25	Key, Braxton	f	2-4	0-1	3-5	2	4	6	3	7	5	3	1	1	22
04	Giddens, Daniel	c	5-5	0-0	1-1	0	1	4	1	11	0	1	1	1	22
02	Sexton, Collin	g	2-8	1-3	0-1	0	2	2	3	5	4	3	0	1	22
10	Jones, Herbert	g	2-3	1-1	0-0	1	4	5	0	5	2	1	2	4	25
05	Reese, Alex	0-3	0-1	0-0	0	0	0	2	0	0	0	0	0	0	4
03	Johnson Jr, Avery	4-6	2-4	0-0	0	2	2	1	10	2	0	0	0	0	16
12	Ingram, Dazon	1-4	0-1	2-2	0	3	3	1	4	2	1	0	0	0	17
28	Petty, John	5-8	3-6	2-2	1	3	4	2	15	3	3	0	1	0	26
30	Smith, Galin	3-3	0-0	0-0	1	3	4	3	6	0	2	0	0	0	19
	Team					1	0	1							
Totals		30-51	7-17	9-14	9	26	35	19	76	18	16	7	8	200	

FG % 1st Half: 14-22 63.6% 2nd half: 16-29 55.2% Game: 30-51 58.8% Deadball Rebounds 0  
3FG % 1st Half: 4-8 50.0% 2nd half: 3-9 33.3% Game: 7-17 41.2%  
FT % 1st Half: 8-10 80.0% 2nd half: 1-4 25.0% Game: 9-14 64.3%

Officials: Tony Greene, Don Dally, Tony Henderson  
Technical fouls: South Carolina-None. Alabama-None.  
Attendance: 10909

Score by periods	1st	2nd	Total
South Carolina	33	29	62
Alabama	40	36	76

Last FG - SC 2nd-01:46, UA 2nd-00:41.  
Largest lead - SC by 2 1st-19:29, UA by 23 2nd-06:46.  
SC led for 00:40, UA led for 37:59. Game was tied for 01:21.

	<b>64</b>	<b>GAME 17 (11-6, 2-3 SEC)</b>
	<b>57</b>	Athens, Ga. Stegeman Coliseum Jan. 13, 2018 <i>First SEC road win in 2018</i>

**ATHENS, Ga.** - Frank Booker scored 17 points while making two late 3-pointers and South Carolina withstood Georgia's strong second-half start to beat the Bulldogs 64-57 on Saturday.

South Carolina (11-6, 2-3 Southeastern Conference) won despite shooting a season-low 27.1 percent from the field. Chris Silva scored 14 points and Hassani Gravett had 11 as the Gamecocks took their first SEC road win.

There were three ties but Georgia (11-5, 2-3) never led while suffering its first home loss of the season after eight wins. It was the Bulldogs' second straight loss.

Yante Maten led the Bulldogs with 25 points but had too little scoring help, especially from Georgia's other frontline starters, Derek Ogbeide and freshman Rayshaun Hammonds, who combined for only three points.

A short jumper by Maten provided the last tie at 49-all before Booker answered with a quick 3-pointer. Booker sank another 3 with 1:22 remaining.

Powered by two early 3-pointers from Evan Hinson, South Carolina took a 9-2 lead.

Georgia pulled even with a 10-2 run to open the second half. Juwan Parker, who had 11 points, was fouled while making a baseline jumper. Parker made the free throw to tie the game at 39-all. It was the first point of the game where the score was even since 2-2.

The Gamecocks regrouped to prevent Georgia from taking the lead. A 3-pointer by Gravett and a basket by Justin Manaya gave South Carolina a 49-43 advantage.

About midway through the second half, Maten crashed into Georgia coach Mark Fox while chasing a loose ball. Fox was knocked back on the sideline, leaving his legs sticking straight up in the air, but he was not hurt and slapped Maten on the back while sending the senior back onto the court.

## GAME 17



Official Basketball Box Score – Game Totals – Final Statistics  
**S. Carolina vs Georgia**  
01/13/18 1:00 PM ET at Stegeman Coliseum – Athens, Ga.

**S. Carolina 64 • 11-6, 2-3**

#	Player	Total		3-Ptr		Rebounds		PF	TP	A	To	Blk	Stl	Min	
		FG	FGA	FG	FGA	FT	FTA								
10	MINAYA, Justin	f	1-4	0-1	0-0	2	2	4	3	2	2	0	0	0	14
21	KOTSAR, Maik	f	1-10	0-1	0-0	3	2	5	5	2	0	1	0	0	24
30	SILVA, Chris	f	3-10	0-1	8-10	4	5	9	3	14	4	1	2	0	35
15	MYERS, Wesley	f	1-4	0-1	4-6	0	3	3	4	6	0	2	1	0	29
23	HINSON, Evan	g	2-7	2-3	2-4	0	2	2	1	8	0	1	0	1	19
00	BEATTY, David	0-2	0-1	2-2	0	1	1	1	2	0	0	0	0	0	4
02	GRAVETT, Hassani	2-5	2-5	5-6	0	3	3	0	11	2	1	0	1	0	27
05	BOOKER, Frank	5-9	2-5	5-7	2	5	7	3	17	1	0	0	1	0	25
13	HAASE, Felipe	1-8	0-6	0-0	1	3	4	3	2	0	0	0	0	0	20
33	CUDO, Jason	0-0	0-0	0-0	0	0	0	1	0	0	0	0	0	0	3
	Team					6	2	8							
Totals		16-59	6-24	26-35	18	28	46	24	64	9	7	3	3	200	

FG % 1st Half: 10-33 30.3% 2nd half: 6-26 23.1% Game: 16-59 27.1% Deadball Rebounds 4  
3FG % 1st Half: 3-13 23.1% 2nd half: 3-11 27.3% Game: 6-24 25.0%  
FT % 1st Half: 14-17 82.4% 2nd half: 12-18 66.7% Game: 26-35 74.3%

**Georgia 57 • 11-5, 2-3**



#	Player	Total		3-Ptr		Rebounds		PF	TP	A	TO	Blk	Stl	Min	
		FG	FGA	FG	FGA	FT	FTA								
01	MATEN, Yante	f	8-14	1-3	8-10	4	4	8	2	25	1	1	4	2	38
13	WILRIDGE, E'Terrion	f	0-0	0-0	0	0	0	0	0	0	0	0	0	0	2
04	HAMMONDS, Rayshaun	f	0-4	0-0	0	1	6	7	3	0	1	2	1	0	36
34	OGBEIDE, Derek	f	1-3	0-0	1-3	1	9	10	2	3	1	1	3	0	30
06	JACKSON II, William	g	3-15	1-7	2-4	0	2	3	9	2	5	0	0	0	35
12	HARRIS, Jordan	1-5	0-1	1-3	1	1	2	5	3	1	1	0	1	0	16
06	PARKER, Juwan	3-6	1-1	4-4	0	2	1	1	11	0	1	0	0	0	25
04	CRUMP, Tyree	0-0	0-0	0-0	0	0	0	1	0	1	0	0	0	0	1
10	HIGHTOWER, Teshawn	1-1	0-0	1-2	0	1	1	1	3	1	1	0	0	0	6
02	EDWARDS, Mike	1-2	0-0	1-2	2	3	5	3	3	0	1	0	1	0	8
33	CLAXTON, Nicolas	0-1	0-0	0-0	0	0	0	2	0	0	0	0	1	0	3
	Team					3	3	6							
Totals		18-51	3-12	18-28	12	30	42	23	57	8	14	9	4	200	

FG % 1st Half: 10-23 43.5% 2nd half: 8-28 28.6% Game: 18-51 35.3% Deadball Rebounds 3  
3FG % 1st Half: 1-4 25.0% 2nd half: 2-8 25.0% Game: 3-12 25.0%  
FT % 1st Half: 8-9 88.9% 2nd half: 10-19 52.6% Game: 18-28 64.3%

Officials: Anthony Jordan, James Breeding, Todd Austin  
Technical fouls: S. Carolina-None. Georgia-None.  
Attendance: 9788

Score by periods	1st	2nd	Total
S. Carolina	37	27	64
Georgia	29	28	57

Last FG - SC 2nd-01:22, UGA 2nd-00:21.  
Largest lead - SC by 9 2nd-01:22, UGA None.  
SC led for 38:24, UGA led for 00:00. Game was tied for 01:36.

	<b>76</b>	<b>GAME 18 (12-6, 2-2 SEC)</b>
	<b>68</b>	Columbia, S.C. Colonial Life Arena Jan. 16, 2018 <i>Gamecocks upset ranked Wildcats</i>

**COLUMBIA, S.C. (AP)** - Kentucky coach John Calipari thought his freshmen looked like freshmen for the first time all season. South Carolina's Chris Silva continued to look like a major force in the Southeastern Conference who led the Gamecocks' dramatic second-half comeback against the Wildcats.

Silva tied his career high he set earlier this month with 27 points as South Carolina (12-6, 3-3 SEC) rallied from 14 points down in the second half to top No. 18 Kentucky 76-68 on Tuesday night.

Silva "was the difference," Calipari said. "He manhandled everyone we put on him."

It didn't look like it would have an impact midway through the second half when Kevin Knox's short jumper with 12:28 to go put the Wildcats ahead 54-40. But that's when South Carolina, fueled by the powerful, 6-foot-9 Silva, got going and outscored Kentucky (14-4, 4-2) 36-14 the rest of the way to pull off the upset.

Silva had 12 points in that stretch to lift the Gamecocks.

As well as Silva played, Kentucky's vaunted group of freshmen began trying to make the splashy, dramatic play instead of the smart one, Calipari said. As South Carolina gradually cut into the margin, the Wildcats shrunk from the challenge.

"All of a sudden, you've got a bunch of young guys that don't know how to grind it," Calipari said.

That was evident when Wesley Myers' driving layup tied the game at 65-all and he followed that with a second straight layup for the Gamecocks' first lead of the second half, this one ruled good when Kentucky's Nick Richards was called for goaltending.

Maik Kotsar made four straight foul shots to give South Carolina a 71-67 lead and Kentucky could not respond.

"We weren't listening to nothing the coaches were saying," Knox acknowledged.

The Gamecocks broke a four-game losing streak to Kentucky, which managed just three points over the final 6 minutes.

South Carolina coach Frank Martin talked with Silva at halftime, urging him to go straight up and over Kentucky's defenders instead of putting up shots away from the basket. "He told me to go strong and finish," Silva said.

All the Gamecocks seemed to follow Silva's lead.

"Our guys took ownership," Martin said as the Gamecocks won for third time in four games after opening SEC play 0-2.

Frank Booker added 18 points for South Carolina.


Knox led Kentucky with 21 points. No other Wildcat had more than 10 points.

## GAME 18




Official Basketball Box Score – Game Totals – Final Statistics  
**No. 18/16 Kentucky vs South Carolina**  
1/16/18 9 p.m. ET at Columbia, S.C. (Colonial Life Arena)

**No. 18/16 Kentucky 68 • 14-4, 4-2 SEC**



63



70

GAME 19 (12-7, 3-4 SEC)

Columbia, S.C.  
Colonial Life Arena  
Jan. 20, 2018  
*Tennessee hits 57.5% from the field*

**COLUMBIA, S.C. (AP)** - Lamonte Turner matched his career high with 25 points, and No. 21 Tennessee pounded the ball inside to get past South Carolina 70-63 on Saturday night.

With the scored tied at 59, Turner made a short jumper and found Admiral Schofield in the corner for a 3-pointer on a fast break, and Tennessee (13-5, 4-3 Southeastern Conference) led the rest of the way.

Turner also made all 10 of his free throws, including four in the final 36 seconds as the Volunteers snapped a three-game losing streak to the Gamecocks (12-7, 3-4).


Tennessee outscored South Carolina 32-16 in the paint, getting both of the Gamecocks' main big men in foul trouble.

Chris Silva, who averaged a second-best 19.3 points in SEC games this season, scored just six on 1-of-5 shooting, playing 25 minutes because of foul trouble. The Gamecocks' other starting big man, Maik Kotsar, fouled out with eight points.


Grant Williams scored 14 points for Tennessee.

Justin Minaya and Wesley Myers each scored 16 points to lead the Gamecocks, who made 10 of 23 3-pointers as the inside game faded away.

Tennessee never trailed after the opening two minutes, but also never stretched its lead beyond double digits. South Carolina had a chance to cut the lead to one or tie in the final minute but missed a 3-pointer, a short jumper, a layup and a tip-in on one possession.



77



72

GAME 20 (13-7, 4-4 SEC)

Gainesville, Fla.  
Exactech Arena  
Jan. 24, 2018  
*First SC win in Gainesville since 2011*

**GAINESVILLE, Fla. (AP)** - Wesley Myers scored a season-high 22 points, Chris Silva added a double-double and South Carolina upset No. 20 Florida 77-72 on Wednesday night.

Silva finished with 18 points and 12 rebounds for the Gamecocks, who won the Elite Eight rematch from last year's NCAA Tournament.

South Carolina knocked off the Gators in that one thanks to 42 points in the paint. Coach Frank Martin's team won this one from the 3-point line.

The Gamecocks (13-7, 4-4 Southeastern Conference) hit 11 of 21 shots from beyond the arc, matching their most 3s all season. Myers was 5 of 7 from 3-point range, taking advantage of the league's worst team at defending the 3.


The Gators (14-6, 6-2) led by 11 in the first half and were up 48-39 early in the second. But they had no answer for Myers outside and Silva down low.

Frank Booker sealed the victory by hitting four free throws in the final 40 seconds.


Florida won eight of its previous nine games to return to the rankings for the first time in more than a month.

Egor Koulechov and Jalen Hudson led Florida with 16 points apiece. KeVaughn Allen added 15 for the Gators, who shot 6 of 23 from 3-point range.

Florida had a great chance to tie the game with two minutes to play, but teammates turned the ball over while fighting for a rebound. Silva sank a jumper a few seconds later to make it 73-68.



63



70

GAME 21 (13-8, 4-4 SEC)

Columbia, S.C.  
Colonial Life Arena  
Jan. 27, 2018  
*Big 12/SEC Challenge*

**COLUMBIA, S.C. (AP)** - Keenan Evans scored 31 points including the go-ahead 3-pointer with 2:12 left to lift No. 14 Texas Tech to a 70-63 victory over South Carolina on Saturday in the Big 12/SEC Challenge.



The Gamecocks (13-8) were looking to rally past their third ranked opponent in four games and were up 58-53 on Felipe Haase's 3 with 6:21 to go. That's when Evans scored eight of the Red Raiders' next nine points, including the 3 from the left arc, for a 62-61 lead.

Evans followed that with a 3-point play with 46 seconds left to secure the win in the teams' first meeting since December 1976.

Texas Tech (17-4) outscored South Carolina 17-5 over the final six minutes.

Evans, a 6-foot-2 senior, had four 3-pointers and made all 13 of his foul shots to lead the Red Raiders. Zhaire Smith had 11 points, the only other Texas Tech player in double figures.

The Gamecocks appeared to be on the verge of rallying against another Top 25 opponent. They came from 14 points down to top then 18th-ranked Kentucky 76-68 on Jan. 16, then were 11 points down at No. 20 Florida before their 77-72 win Wednesday night.

This time, though, South Carolina's rally came up short, as it missed six of its final seven field-goal tries.

Chris Silva led the Gamecocks with 16 points before fouling out in the final minute.

## GAME 19



Official Basketball Box Score - Game Totals - Final Statistics  
**No. 21/21 Tennessee vs South Carolina**  
1/20/18 6 p.m. ET at Columbia, S.C. (Colonial Life Arena)

### No. 21/21 Tennessee 70 • 13-5, 4-3 SEC

#	Player		Total		3-Ptr		Reb		Def	Off	TP	A	T	Blk	Stl	Min
			FG	FGA	FG	FGA	FT	FTA								
02	Williams, Grant	f	4-9	0-1	6-7	0	2	2	1	14	0	0	2	1	31	
05	Schofield, Admiral	f	5-7	2-4	0-0	1	3	4	2	12	3	3	0	2	32	
11	Alexander, Kyle	f	1-1	0-0	1-1	1	2	3	2	3	0	0	2	0	14	
00	Bone, Jordan	g	1-3	0-0	0-0	0	1	1	2	2	1	3	0	0	16	
23	Bowden, Jordan	g	0-3	0-2	0-0	0	0	0	3	3	3	0	2	0	13	
01	Turner, Lamonte	g	6-9	3-3	10-10	0	6	6	2	25	2	2	0	1	32	
03	Daniel, James	g	0-2	0-1	2-2	0	0	0	1	2	1	0	1	2	22	
15	Walker, Derrick	g	5-5	0-0	0-2	1	3	4	3	10	0	1	1	0	25	
32	Darrington, Chris	g	0-0	0-0	0-0	0	2	2	0	0	1	0	0	0	3	
35	Pons, Yves	g	1-1	0-0	0-0	0	1	1	2	3	2	0	0	1	12	
Team						0	1	1								
Totals			23-40	5-11	19-24		4	21	25	21	70	10	13	7	8	200
FG % 1st Half: 11-19 57.9%      2nd half: 12-21 57.1%      Game: 23-40 57.5%																
3FG % 1st Half: 3-5 60.0%      2nd half: 2-6 33.3%      Game: 5-11 45.5%																
FT % 1st Half: 8-8 100.0%      2nd half: 11-16 68.8%      Game: 19-24 79.2%																
Deadball Rebounds 2																

### South Carolina 63 • 12-7, 3-4 SEC

#	PLAYER	f	FG	FGA	FT	FTA	OF	Def	TP	PF	A	T	Blk	Stl	Min	
10	MINAYA, Justin	f	4-12	4-7	4-4	3	2	5	0	16	0	2	0	1	21	
21	KOTSAR, Maik	f	3-6	0-0	2-2	2	3	5	5	8	5	3	0	2	31	
30	SILVA, Chris	f	1-5	0-0	4-10	3	2	5	4	6	1	2	0	0	25	
15	MYERS, Wesley	g	5-10	3-5	3-4	0	2	2	2	16	2	1	0	1	31	
23	HINSON, Evan	g	0-0	0-0	0-0	2	0	2	2	0	0	2	0	0	7	
02	GRAVETT, Hassani	g	2-6	1-4	2-4	2	0	2	2	7	4	3	0	0	25	
07	BOOKER, Frank	g	3-7	2-5	2-3	2	1	3	2	10	1	1	1	1	21	
33	HAASE, Felipe	g	0-3	0-2	0-0	0	1	1	2	0	0	0	0	1	20	
33	CUDD, Jason	g	0-0	0-0	0-0	0	0	0	0	0	0	0	0	0	3	
Team						3	3	6								
Totals			18-49	10-23	17-27		15	16	31	19	63	13	14	1	6	200
FG % 1st Half:		8-22	36.4%	2nd half:	10-27	37.0%	Game:		18-49	36.7%	Deadball					
3FG % 1st Half:		4-10	40.0%	2nd half:	4-13	30.8%	Game:		10-23	43.5%	Rebounds					
FT % 1st Half:		10-15	66.7%	2nd half:	7-12	58.3%	Game:		17-27	63.0%	5					

Officials: Pat Adams, Doug Simons, Will Howard  
Technical fouls: No. 21/21 Tennessee-None. South Carolina-None.  
Attendance: 18000

Score by periods	1st	2nd	Total
No. 21/21 Tennessee	33	37	70
South Carolina	30	33	63

Last FG - UT 2nd-03:58, SC 2nd-03:30.  
Largest lead - UT by 9 1st-13:23, SC by 1 1st-19:42.  
UT led for 36:45. SC led for 00:46. Game was tied for 02:01.

## GAME 20



Official Basketball Box Score - Game Totals - Final Statistics  
**South Carolina vs Florida**  
1/24/18 7 p.m. at Exactech Arena - Gainesville, Fla.

### South Carolina 77 • 13-7, 4-4 SEC

#	Player	Total				3-Ptr				Rebounds				PF	TP	A	T	Blk	Stl	Min
		FG	FGA	FT	FTA	FG	FGA	FT	FTA	Off	Def	Total								
10	MINAYA, Justin	f	2-5	2-3	0-0	1	0	1	1	0	1	6	2	2	0	0	23			
21	KOTSAR, Maik	f	3-6	1-1	2-2	2	4	6	4	9	4	1	1	0	22					
30	SILVA, Chris	f	5-9	0-0	9-9	4	8	12	4	18	0	1	1	1	28					
15	MYERS, Wesley	g	8-15	5-7	1-2	0	1	1	22	4	2	0	0	4	34					
23	HINSON, Evan	g	3-6	2-4	0-0	0	2	2	2	8	1	1	1	1	17					
00	BEATTY, David	g	0-3	0-1	0-0	0	0	0	1	0	1	0	1	0	11					
02	GRAVETT, Hassani	g	1-4	0-1	0-1	1	0	1	1	2	1	1	0	0	19					
05	BOOKER, Frank	g	1-3	1-2	4-4	0	1	1	1	7	0	0	0	0	15					
12	GUEYE, Khadim	g	0-0	0-0	0-0	0	1	1	2	0	0	0	1	0	5					
13	HAASE, Felipe	g	1-4	0-2	3-4	0	3	3	1	5	2	0	0	1	25					
33	CUDDO, Jason	g	0-0	0-0	0-0	0	1	1	0	0	0	0	0	0	1					
Team						1	4	5												
Totals			24-55	11-21	18-22		9	25	34	19	77	14	10	4	7	200				
FG % 1st Half:		11-29	37.9%	2nd half:	13-26	50.0%	Game:		24-55	43.6%	Deadball									
3FG % 1st Half:		7-13	53.8%	2nd half:	4-8	50.0%	Game:		11-21	52.4%	Rebounds									
FT % 1st Half:		10-12	83.3%	2nd half:	8-10	80.0%	Game:		18-22	81.8%	2									

### Florida 72 • 14-6, 6-2 SEC


#	Player	f	FG-Total		3-Ptr		Rebounds		PF	TP	A	T	Blk	Stl	Min
			FG	FGA	FG	FGA	FT	FTA							
##	HAYES, Kevarrius	f	2-5	0-0	0-0	4	3	7	3	4	0	0	0	1	21
25	Stone, Keith	f	1-3	0-2	0-2	0	2	2	1	2	1	1	1	1	22
04	Koulechov, Egor	g	6-11	1-4	3-3	1	7	8	1	16	0	3	0	1	34
05	Allen, KeVaughn	g	5-15	3-9	2-3	0	0	0	1	15	0	4	0	0	33
11	Chiozza, Chris	g	2-7	0-2	6-6	0	3	3	4	10	8	1	0	0	30
00	Okauru, Mike	g	0-0	0-0	0-0	0	0	0	0	2	0	0	0	0	6
03	Hudson, Jalen	g	6-12	2-6	2-2	0	3	3	3	16	1	3	0	1	31
12	Gak, Gorjok	g	0-1	0-0	0-0	0	1	1	1	0	0	0	0	1	5
21	Bassett, Dontay	g	2-2	0-0	5-7	0	1	1	1	9	0	0	0	1	13
24	Ballard, Deaundrea	g	0-0	0-0	0-0	1	1	2	0	0	0	0	0	0	15
Team						4	3	7							
Totals			24-56	6-23	18-23	10	24	34	17	72	10	12	3	4	200
FG % 1st Half: 12-29		41.4%	2nd half: 12-27		44.4%	Game: 24-56		42.9%	Deadball						
3FG % 1st Half: 3-11		27.3%	2nd half: 3-12		25.0%	Game: 6-23		26.1%	Rebounds						
FT % 1st Half: 10-14		71.4%	2nd half: 8-9		88.9%	Game: 18-23		78.3%	2						

Officials: Doug Shows, Brian O'Connell, Ron Groover  
Technical fouls: South Carolina-None. Florida-None.  
Attendance: 10550

Score by periods	1st	2nd	Total
South Carolina	39	38	77
Florida	37	35	72


Last FG - SC 2nd-01:39,





76

81



GAME 22 (13-9, 4-5 SEC)  
Columbia, S.C.  
Colonial Life Arena  
Jan. 31, 2018  
*Booker scores career high 25*

COLUMBIA, S.C. (AP) - Quinndary Weatherspoon had 14 of his 18 points in the second half while younger brother Nick Weatherspoon had 17 points to lead Mississippi State to an 81-76 victory over South Carolina on Wednesday night.

The Bulldogs (16-6, 4-5 Southeastern Conference) won an SEC road game - and consecutive league games - for the first time all season. Mississippi State also ended a four-game losing streak at South Carolina (13-9, 4-5), which dated back to 2012.

The Weatherspoons were a big reason why.

Nick led the way in the opening half with 13 points, including a driving layup right before time expired to send the Bulldogs into the break ahead 37-36. Quinndary took over after that, scoring seven points in an 18-8 run midway through the period as Mississippi State built a 57-48 lead.

The Gamecocks rallied back and cut the lead to a point several times, the last one on Hassani Gravett's driving layup with 4:50 to go. But Quinndary Weatherspoon answered with a 3-pointer and the Gamecocks could not get closer than three points the rest of the way.

Wesley Myers had a chance to tie the game in the final minute with South Carolina trailing 77-74, but his 3-pointer was off the mark with 27 seconds left. Aric Holman followed with a thunder dunk for the Bulldogs about 10 seconds later to end the drama.

It's the 13th time in 22 games that a Weatherspoon has led the scoring for Mississippi State.

Frank Booker had a career high 25 points to lead the Gamecocks, who have lost three of their past four games and all of them at home. Booker's previous high was 22 against Middle Tennessee in January 2017 when he played for Florida Atlantic.

Freshman Abdul Ado had a career best 16 points and nine rebounds for Mississippi State before fouling out with 2:20 left.

## GAME 22



Official Basketball Box Score - Game Totals - Final Statistics  
**Mississippi State vs South Carolina**  
1/31/18 8:30 p.m. ET at Columbia, S.C. (Colonial Life Arena)

### Mississippi State 81 • 16-6, 4-5 SEC

#	Player		Total		3-Ptr		Rebounds							PF	TP	A	T	Blk	Stl	Min
			FG	FGA	FG	FGA	FT	FTA	Off	Def	TO	PF								
24	Abdul Ado	f	6-9	0-0	4-5		5	4	9	5	16	0	2	4	0	29				
35	Aric Holman	f	2-3	0-1	2-2		1	4	5	2	6	0	0	2	0	19				
00	Nick Weatherspoon	g	7-13	1-3	2-2		1	1	2	1	17	3	0	0	2	33				
01	Lamar Peters	g	1-6	0-3	0-0		0	1	1	3	2	3	2	0	0	27				
11	Q Weatherspoon	g	6-12	2-6	4-4		1	4	5	4	18	3	5	0	0	30				
02	Eli Wright		2-3	1-1	0-0		1	0	1	1	5	2	0	0	0	10				
03	Xavian Stapleton		3-6	1-3	2-2		0	2	2	4	9	0	0	0	0	25				
22	KeyShawn Feazell		0-0	0-0	0-0		0	0	0	0	1	0	0	0	0	3				
23	Tyson Carter		3-6	2-2	0-0		0	3	3	0	8	1	1	0	0	21				
45	E.J. Datcher		0-0	0-0	0-0		0	1	1	3	0	0	3	0	0	3				
	Team						0	3	3											
Totals			30-58	7-19	14-15		9	23	32	24	81	12	14	6	7	200				

FG % 1st Half: 14-30 46.7%	2nd half: 16-28 57.1%	Game: 30-58 51.7%	Deadball
3FG % 1st Half: 3-11 27.3%	2nd half: 4-8 50.0%	Game: 7-19 36.8%	
FT % 1st Half: 6-7 85.7%	2nd half: 8-8 100.0%	Game: 14-15 93.3%	0.1

### South Carolina 76 • 13-9, 4-5 SEC

#	Player	3-Ptr					Rebounds					PF	TP	A	T	Blk	Stl	Min
		FG	F	FGA	FG%	FTA	FT	F	FTA	FT%								
21	KOTSAAR, Maik	f	3-8	0-2	2-4	0	0	4	2	8	1	2	1	0	1	0	31	
30	SILVA, Chris	f	4-7	0-0	10-13	4	2	6	3	18	2	1	0	0	27			
05	BOOKER, Frank	g	8-12	5-8	4-5	0	3	3	25	0	1	0	1	0	34			
15	MYERS, Wesley	g	3-7	0-1	2-2	2	2	4	3	8	1	5	0	2	21			
23	HINSON, Evan	g	1-8	0-2	0-0	2	1	3	1	2	1	1	0	0	13			
00	BEATTY, David		2-7	1-5	1-1	3	3	6	2	6	0	1	0	1	23			
02	GRAVETT, Hassani		1-3	0-1	2-2	0	3	3	0	4	7	1	1	0	24			
12	GUEYE, Khadim		0-0	0-0	0-0	0	0	0	0	0	0	0	0	0	4			
13	HAASE, Felipe		2-8	1-5	0-0	1	1	2	1	5	1	1	0	1	23			
	Team					2	0	2										
Totals			24-60	7-24	21-27	14	19	33	14	76	13	13	2	5	200			

FG % 1st Half: 11-27 40.7%  
3FG % 1st Half: 4-11 36.4%  
FT % 1st Half: 10-11 90.9%

2nd half: 13-33 39.4%  
2nd half: 3-13 23.1%  
2nd half: 11-16 68.8%

Game: 24-60 40.0%  
Game: 7-24 29.2%  
Game: 21-27 77.8%


Deadball Rebounds: 4.1

Score by periods				1st	2nd	Total
Mississippi State				37	44	81
South Carolina				36	40	76

Points	In	Off	2nd	Fast	Bench
	Paint	T/O	Chance	Break	
MS	38	13	9	10	22
SC	26	21	12	8	15


Last FG - SC 2nd-00:19, SC 2nd-01:14.  
Largest lead - MS by 9 2nd-13:13, SC by 4 1st-01:19.  
MS led for 28:49, SC led for 08:42. Game was tied for 02:29.

Score tied - 5 times.  
Lead changed - 14 times.



60

83



GAME 23 (13-10, 4-6 SEC)  
College Station, Texas  
Reed Arena  
Feb. 3, 2018  
*Minaya leads with 16 points*

COLLEGE STATION, Texas. - Junior guard Admon Gilder scored 15 points and Texas A&M dominated South Carolina from the start, winning 83-60 on Saturday in Reed Arena.

The Aggies (15-8, 4-6 Southeastern Conference) led 49-27 at half, in shooting 63 percent (17 of 27) from the field in the first 20 minutes. The Gamecocks (13-10, 4-6) shot 21.1 percent (8 of 38) in the same span, as A&M blasted to the 22-point lead. A&M finished 29 of 55 from the field, good for 53 percent.

Justin Minaya scored 16 points and grabbed seven rebounds to lead the Gamecocks.

A&M sophomore forward Robert Williams collected five blocks, to go with 11 points, and the Aggies' 11 total blocks were one shy of the team record of 12 set in 2013 against Mississippi State. A&M dominated South Carolina in points in the paint (40 to 18) and on the fast break (17-4).

## GAME 23



Official Basketball Box Score - Game Totals - Final Statistics  
**South Carolina vs Texas A&M**  
02/03/18 1:00 PM at Reed Arena (College Station, TX)

### South Carolina 60 • 13-10, 4-6 SEC

#	Player	Total		3-Ptr		Rebounds		PF	TP	A	T	Blk	Stl	Min	
		FG	FGA	FG	FGA	FT	FTA								
05	BOOKER, Frank	*	2-9	2-7	0-0	0	2	2	1	6	0	0	0	18	
15	MYERS, Wesley	*	1-2	0-1	0-0	0	0	0	2	2	1	1	0	8	
21	KOTSAAR, Maik	*	1-3	0-0	0-0	0	3	3	2	0	0	1	0	15	
23	HINSON, Evan	*	2-4	1-2	1-2	0	1	1	0	6	0	1	0	17	
30	SILVA, Chris	*	3-16	0-0	6-8	5	3	8	3	12	1	0	2	25	
00	BEATTY, David		0-5	0-2	0-0	1	0	1	1	0	1	1	0	9	
01	HOLDEN, Kory		0-5	0-2	0-0	1	2	3	1	0	2	2	0	9	
02	GRAVETT, Hassani		3-6	2-3	0-0	2	2	4	3	8	4	2	0	26	
10	MINAYA, Justin		5-11	1-4	5-5	6	1	7	0	16	1	2	0	32	
12	GUEYE, Khadim		0-0	0-0	0-0	2	1	3	2	0	0	0	0	9	
13	HAASE, Felipe		1-3	1-3	2-2	1	2	3	1	5	1	1	0	13	
14	FAMOUKE DOLUMBIA, I.		0-2	0-1	0-0	0	0	0	1	0	0	0	0	5	
33	CUDO, Jason		1-3	0-0	1-1	3	0	3	3	1	0	0	0	14	
	Team					1	3	4							
Totals			19-69	7-25	15-18	22	20	42	20	60	12	12	2	4	200
FG % 1st Half: 8-38 21.1%		2nd half: 11-31 35.5%		Game: 19-69 27.5%										Deadb. Rebound: 2	
3FG % 1st Half: 2-12 16.7%		2nd half: 5-13 38.5%		Game: 7-25 28.0%											
FT % 1st Half: 9-10 90.0%		2nd half: 6-8 75.0%		Game: 15-18 83.3%											

### Texas A&M 83 • 15-8, 4-6 SEC

#	Player	Total				3-Ptr				Rebounds				PF	TP	A	T	Blk	Stl	Min
		FG	FGA	FG	FGA	FT	FTA	FT	FTA	Reb	Off	Def	TP							
01	Hogg, DJ	*	3-5	2-4	2-2	0	0	2	2	10	2	0	1	23						
02	Starks, TJ	*	3-10	1-3	2-2	0	0	0	0	9	2	1	0	20						
03	Gilder, Admon	*	5-8	0-3	5-6	1	3	4	2	15	3	1	0	28						
34	Davis, Tyler	*	4-6	0-0	4-6	2	5	7	3	12	1	3	1	19						
44	Williams, Robert	*	1-5	0-0	1-1	1	8	9	1	11	0	1	5	21						
00	Chandler, Jay Jay		1-5	0-1	2-2	0	2	2	0	4	2	1	0	12						
04	Caldwell, JJ		0-0	0-0	0-0	1	0	1	0	0	0	0	0	2						
05	Flagg, Savion		3-5	1-3	0-1	1	2	3	0	7	3	1	0	17						
10	Troche-Morelos, Tonny		1-6	1-4	2-2	1	2	3	3	5	1	0	2	24						
12	Collins, Chris		1-1	1-1	0-0	0	0	0	0	0	3	0	0	2						
13	Wilson, Duane		1-2	1-1	0-2	0	1	1	2	3	6	1	0	18						
15	Jasey, Isiah		2-2	0-0	0-0	0	1	1	1	4	0	2	2	14						
	Team					2	3	5												
	Totals		29-55	7-20	18-24	9	29	38	14	83	20	11	11	200						


FG % 1st Half: 17-27 63.0%	2nd half: 12-28 42.9%	Game: 29-55 52.7%	Deads
3FG % 1st Half: 4-8 50.0%	2nd half: 3-12 25.0%	Game: 7-20 35.0%	Rebounds
FT % 1st Half: 11-15 73.3%	2nd half: 7-9 77.8%	Game: 18-24 75.0%	

Score by periods				1st	2nd	Total
South Carolina				27	33	60
Texas A&M				49	34	83

Points	In	Off	2nd	Fast	Bench
	Paint	T/O	Chance	Break	
MS	18	17	17	4	12
TAMU	40	19	10	17	26


Last FG - SC 2nd-00:27, TAMU 2nd-00:35.  
Largest lead - SC None, TAMU by 29 2nd-11:53.  
SC led for 00:00, TAMU led for 38:32. Game was tied for 01:28.

Score tied - 0 times.  
Lead changed - 0 times.



65

81



GAME 24 (13-11, 4-7 SEC)  
Fayetteville, Ark.  
Bud Walton Arena  
Feb. 6, 2018  
*Holden matches season high 11 points*

FAYETTEVILLE, Ark. (AP) - Daryl Macon and Jaylen Barford combined to score 49 points to help Arkansas end a two-game losing streak with an 81-65 win over South Carolina on Tuesday night.

Macon led the way with 25 points for the Razorbacks (16-8, 5-6 Southeastern Conference), who entered the game having lost six of their last 10 games after opening the season 11-2. The senior has now scored 20 or more points in six straight games.

Barford added 24 points, and freshman Daniel Gafford added 11 points on 5-of-7 shooting for Arkansas. The Razorbacks scored 26 points off 18 turnovers by the Gamecocks (13-11, 4-7), and they held last year's Final Four squad to 41.2-percent (21 of 51) shooting from the field.

Hassani Gravett scored 12 points to lead South Carolina, which has lost four straight games for the first time since the 2014-15 season. Justin Minaya and Kory Holden added 11 points apiece.


## GAME 24



Official Basketball Box Score - Game Totals - Final Statistics  
**South Carolina vs Arkansas**  
02/06/18 6 p.m. at Fayetteville, Ark. (Bud Walton Arena)

### South Carolina 65 • 13-11, 4-7 SEC

#	Player	F	Total		3-Ptr		Rebounds		PF	TP	A	T	Blk	Stl	Min
			FG	FGA	FG	FGA	FT	FTA							
11	MINAYA, Justin	f	5-10	1-3	0-0	1	3	4	5	11	4	1	1	0	36
21	KOTSAAR, Maik	f	2-4	1-1	2-2	1	3	4	3	7	1	1	0	2	19
30	SILVA, Chris	f	1-5	0-0	6-8	4	2	6	0	8	1	4	1	1	27
02	GRAVETT, Hassani	g	3-9	1-4	5-5	0	7	7	4	12	4	4	0	0	28
23	HINSON, Evan	g	0-0	0-0	0-0	2	2	4	0	0	2	0	0	0	8
06	BEATTY, David	f	0-2	0-1	0-0	0	0	2	2	1	0	0	0	0	10
15	WILLIAMS, Jamar	f	2-4	3-8	2-4	3	3	2	11	0	0	0	0	0	15
05	BOOKER, Frank	g	0-2	0-1	0-0	0	1	1	2	4	2	0	0	0	13
12	GUEYE, Khadim	0-0	0-0	0-0	0-0	0	0	0	0	0	0	0	0	0	1
13	HAASE, Felipe	4-8	1-4	0-0	0-1	1	3	9	1	3	0	1	1	1	25
05	MYERS, Wesley	1-2	0-0	1-1	0-2	0	2	1	3	0	0	0	0	0	14
33	CUDJO, Jason	0-0	0-0	0-0	0-0	1	2	2	0	0	0	0	0	0	7
Totals			21-51	6-18	17-20	21	23	33	23	65	17	18	2	5	200
FG % 1st Half:			11-24	45.8%	2nd half:	10-27	37.0%	Game:	18-51	41.2%	Dreadlocks				
3FG % 1st Half:			4-9	44.4%	2nd half:	2-9	22.2%	Game:	6-18	33.3%	1.1				
FT % 1st Half:			12-15	80.0%	2nd half:	5-5	100.0%	Game:	17-20	85.0%					



41

65

GAME 25 (13-12, 4-8 SEC)

Columbia, S.C.

Colonial Life Arena

Feb. 10, 2018

Gamecocks score season low 41

**COLUMBIA, S.C. (AP)** - Florida continued to solidify its postseason prospects with a 65-41 win over South Carolina on Saturday.

The Gators (17-8, 8-4 SEC) never fell off the NCAA Tournament bubble but losing three of four games before beating LSU earlier in the week dropped them from the Top 25 and lessened their chances of winning the SEC regular-season championship. After the slump-breaking win over the Tigers, Florida crushed the Gamecocks (13-12, 4-8) at Colonial Life Arena by dominating the paint.

Florida's defense blocked eight shots in the first half and contained center Chris Silva, the anchor of the Gamecocks' offense. When South Carolina made a brief run to get back in the game, the Gators sank six of their final seven shots for a 21-point lead at halftime.

Florida never let South Carolina get within 15 points in the second half. The Gamecocks lost their fifth straight game.

The Gamecocks beat Florida on Jan. 24 by hitting 11 3-pointers and getting 22 points from point guard Wes Myers. On Saturday, Myers was on the bench as Hassani Gravett started. South Carolina made two 3-pointers and Myers was scoreless.

Silva found his way through Florida's defense for 10 points and Frank Booker scored 17, the Gamecocks' only offensive highlights.

## GAME 25



Official Basketball Box Score – Game Totals – Final Statistics  
**Florida vs South Carolina**  
 2/10/18 12 p.m. ET at Columbia, S.C. (Colonial Life Arena)

Florida 65 • 17-8, 8-4 SEC

#	Player		Total		3-Ptr		Rebounds					PF	TP	A TO Bk Stl			Min
			FG	FGA	FG	FGA	FT	FTA	Off	Def	Total			Off	Def	Total	
13	Hayes, Kevarrus	f	2	2-2	0-0	2-6	3	2	5	2	6	0	2	2	2	0	15
25	Stone, Keith	f	0	2-2	0-0	3-3	2	4	6	3	3	0	0	3	0	25	
03	Hudson, Jalen	g	5	12-14	1-4	1-1	0	5	5	0	12	2	0	1	1	23	
04	Koulchov, Egor	g	4	7-11	0-0	2-7	0	5	7	1	9	1	1	0	0	29	
11	Chiozza, Chris	g	5	7-10	1-1	2-2	0	7	7	2	12	3	2	2	0	1	28
00	Okauro, Mike	g	3	8-24	0-0	1	0	1	1	8	0	0	1	0	15		
05	Allen, KeVaughn	g	1	6-03	2-2	0	3	3	1	4	3	2	0	0	24		
12	Gak, Gorjok	g	0	0-0	0-0	1-2	0	0	3	1	0	0	1	0	12		
21	Bassett, Dontay	g	2	5-0	0-0	0-0	5	0	5	4	0	2	1	0	16		
24	Ballard, Deaundrae	g	2	3-3	0-0	2-2	0	2	2	3	6	0	2	0	13		
Team						1	2			5							
Totals			24-52	4-13	13-18	11	35	46	16	65	9	14	10	3	200		

FG % 1st Half: 14-27	51.9%	2nd half: 10-25	40.0%	Game: 24-52	46.2%	Deadball Rebounds	
3FG % 1st Half: 4-8	50.0%	2nd half: 0-5	0.0%	Game: 4-13	30.8%		
FT % 1st Half: 9-11	81.8%	2nd half: 4-7	57.1%	Game: 13-18	72.2%		

South Carolina 41 • 13-12, 4-8 SEC

#	Player		Total		3-Ptr		Rebounds					PF	TP	A			Min
			FG	FGA	FG	FGA	FT	FTA	Off	Def	Total			To	Bk	Stl	
10	MINAYA, Justin	f	1-3	0-1	0-0	0	1	1	0	2	2	0	0	1	22		
21	KOTSAR, Maik	f	2-10	0-3	1-2	1	4	5	1	5	1	1	1	0	34		
30	SILVA, Chris	f	4-12	0-0	2-3	3	5	4	1	10	1	2	5	0	22		
02	GRAVETT, Hassani	g	1-3	0-1	0-0	0	1	1	2	2	2	1	0	1	19		
23	HINSON, Evan	g	0-1	0-0	0-0	0	0	0	1	0	0	0	0	0	8		
00	BEATTY, David	g	0-3	0-1	0-0	0	0	0	2	0	0	0	0	0	12		
01	HOLDEN, Kory	g	0-2	0-0	0-0	0	1	1	0	0	0	1	0	0	8		
05	BOOKER, Frank	g	6-13	2-7	3-4	0	3	3	2	17	1	3	0	1	31		
12	GUETE, Khadim	g	0-0	0-0	0	0	0	0	0	0	0	0	0	0	1		
13	HAASE, Felipe	g	1-3	0-0	0-0	1	0	1	2	2	0	0	0	0	11		
15	MYERS, Wesley	g	0-4	0-0	0-0	1	2	1	0	0	1	0	1	0	20		
33	CUDD, Jason	g	0-0	0-0	3-6	0	4	4	0	3	0	0	0	0	12		
Team							1	0			1						
Totals			15-54		2-13		9-15		6		18		24		15		41


FG % 1st Half: 9-27	33.3%	2nd half: 6-27	22.2%	Game: 15-54	27.8%	Deadball Rebounds	
3FG % 1st Half: 1-6	16.7%	2nd half: 1-7	14.3%	Game: 2-13	15.4%		
FT % 1st Half: 1-4	25.0%	2nd half: 8-11	72.7%	Game: 9-15	60.0%		

Officials: Lee Cassell, Brent Hampton, Todd Austin  
 Technical fouls: Florida-None. South Carolina-TEAM.  
 Attendance: 14629

Score by periods	1st	2nd	Total
Florida	41	24	65
South Carolina	20	21	41

Last FG - UF 2nd-00:08, SC 2nd-09:27.  
 Largest lead - UF by 27 2nd-02:07, SC None.  
 UF led for 37:09. SC led for 00:00. Game was tied for 02:51.

Score tied - 1 time.  
 Lead changed - 0 times.



67

70

GAME 26 (13-13, 4-9 SEC)

Knoxville, Tenn.

Thompson-Boling Arena

Feb. 13, 2018

Gamecock comeback falls just shy

**KNOXVILLE, Tenn. (AP)** - Grant Williams scored 22 points and made a big basket in the closing seconds Tuesday as No. 18 Tennessee edged South Carolina 70-67 to hand the Gamecocks their sixth consecutive loss.

Tennessee (19-6, 9-4 SEC) has won seven of its last eight and 10 of its last 12. The Volunteers got back on track three nights after losing 78-50 at Alabama for their most lopsided defeat of the season.

South Carolina (13-13, 4-9) continued its slide as the Gamecocks have spent the last three weeks falling out of NCAA Tournament contention one season after their first Final Four appearance.

The Gamecocks made this one interesting, though.

After trailing 68-59 with 2 1/2 minutes left, South Carolina scored eight straight points and got to within one on Frank Booker's driving basket with 36 seconds remaining.

Tennessee answered on its next possession as Williams made a move around Chris Silva and scored with 11 seconds left.

After calling a timeout with 8.6 seconds remaining, South Carolina worked toward a potential game-tying 3-pointer. But Justin Minaya's attempt from beyond the arc fell short of the front rim as the buzzer sounded.

Booker scored 19 points to lead South Carolina, while Silva and Hassani Gravett added 12 points each. Jordan Bowden scored 14 and Admiral Schofield added 13 for Tennessee.

The game was physical from the start, as the two teams combined for more fouls (25) than baskets (21) in the first half. South Carolina's Maik Kotsar and Felipe Haase already had picked up three fouls each by halftime.

South Carolina tied the game 40-all on an Evan Hinson jumper with 18:29 left, but Tennessee answered with six straight points. After South Carolina got back to within 48-45, Tennessee went on a 10-0 run. Lamonte Turner capped that spurt with a 3-pointer that extended Tennessee's lead to 58-45 with 11:05 remaining.

But the Gamecocks refused to go away and managed to stay in the game all the way up to the final shot.

## GAME 26



Official Basketball Box Score – Game Totals – Final Statistics  
**South Carolina vs Tennessee**  
 02/13/18 9:05 p.m. at Columbia, Tenn. (Thompson-Boling Arena)

South Carolina 67 • 13-13, 4-9 SEC

#	Player	Total			3-Ptr			Rebounds			PF	TP	A TO Bk Stl			Min
		FG	FGA	FT	FTA	Off	Def	Total	Off	Def						
10	MINAYA, Justin	f	2-6	2-5	0-0	1	6	7	2	6	2	4	0	2	34	
21	KOTSAR, Maik	f	1-1	1-1	0-0	1	1	2	4	3	1	2	0	0	10	
30	SILVA, Chris	f	3-4	0-0	6-6	3	4	7	4	12	0	3	1	0	26	
02	GRAVETT, Hassani	g	5-6	2-3	0-0	0	3	3	1	12	4	1	0	0	28	
23	HINSON, Evan	g	2-6	0-2	0-2	0	0	0	2	4	1	0	0	0	8	
00	BEATTY, David	g	0-0	0-0	0-0	0	0	0	1	0	1	0	0	0	1	
05	BOOKER, Frank	g	4-11	1-6	10-11	0	2	2	0	19	2	0	0	1	32	
12	GUETE, Khadim	g	0-1	0-0	0-0	0	1	1	3	0	0	0	0	0	13	
13	HAASE, Felipe	g	2-5	0-2	0-0	0	0	0	3	4	0	1	0	0	11	
14	FAMOUKE DOUMBIA, I.	g	1-1	0-0	1-2	0	1	1	3	0	0	0	0	0	5	
15	MYERS, Wesley	g	1-5	0-1	0-0	1	2	3	1	2	0	0	0	0	18	
33	CUDD, Jason	g	1-4	0-0	0-0	1	1	2	1	2	0	1	1	0	14	
Team		22-50		6-20		17-21		7		22		29		23		67

FG % 1st Half: 9-23	39.1%	2nd half: 13-27	48.1%	Game: 22-50	44.0%	Deadball Rebounds	
3FG % 1st Half: 3-8	37.5%	2nd half: 3-12	25.0%	Game: 6-20	30.0%		
FT % 1st Half: 13-17	76.5%	2nd half: 4-4	100.0	Game: 17-21	81.0%		

Tennessee 70 • 19-6, 9-4 SEC

#	Player		FG		3-Ptr		Rebounds					PF	TP	A			Bk	Stl	Min
			F	G	F	T	Off	Def	T	Off	Def								
02	Williams, Grant	f	7-10	0-0	8-9	2	3	5	3	22	1	1	2	0	34				
05	Schofield, Admiral	f	6-9	1-3	0-2	1	3	4	3	13	2	2	0	1	34				
11	Alexander, Kyle	f	0-0	0-0	0-2	0	1	1	3	0	0	1	1	1	9				
00	Bone, Jordan	g	1-3	0-0	0-0	0	3	3	1	2	4	0	0	0	15				
23	Bowden, Jordan	g	4-12	1-4	2-3	2	3	5	1	14	3	1	0	2	34				
01	Turner, Lamonte	g	3-6	2-5	0-0	0	5	5	4	8	2	2	0	1	25				
03	Daniel, James	g	1-6	1-6	2-2	0	0	0	0	5	0	4	0	1	26				
10	Fulkerson, John	g	2-3	0-0	0-0	1	0	1	0	4	0	0	0	1	7				
15	Walker, Derrick	g	0-1	0-0	1-2	1	1	2	1	1	0	2	0	0	5				
32	Darrington, Chris	g	0-0	0-0	1-2	0	1	1	1	1	0	0	0	0	7				
35	Pons, Yves	g	0-0	0-0	0-0	1	1	0	0	0	0	0	0	0	4				
Team			24-50		8-24		14-22		10		22		32		17		70		

FG % 1st Half: 12-26	46.2%	2nd half: 12-24	50.0%	Game: 24-50	48.0%	Deadball Rebounds	
3FG % 1st Half: 4-13	30.8%	2nd half: 4-11	36.4%	Game: 8-24	33.3%		
FT % 1st Half: 10-14	71.4%	2nd half: 4-8	50.0%	Game: 14-22	63.6%		

Officials: Mike Eades, Joe DeRosa, Tony Henderson  
 Technical fouls: South Carolina-None. Tennessee-None.  
 Attendance: 13126

Score by periods	1st	2nd	Total
South Carolina	34	33	67
Tennessee	38	32	70

**66**

**57**

**GAME 28 (15-13, 6-9 SEC)**  
 Columbia, S.C.  
 Colonial Life Arena  
 Feb. 21, 2018  
*Gamecocks win second straight*

**COLUMBIA, S.C. (AP)** - Wesley Myers scored 15 points and made five of South Carolina's 13 3-pointers as the Gamecocks beat Georgia 66-57 on Wednesday night.

South Carolina (15-13, 6-9 Southeastern Conference) led by 15 at halftime. The Gamecocks shot just 8-of-33 in the second half, but five of their made shots were 3s.

Georgia (5-12, 6-9) turned the ball over 17 times to just five turnovers for South Carolina.

The Bulldogs also went cold and sloppy in key stretches. They cut South Carolina's lead to seven less than five minutes into the second half, but committed three offensive fouls an turned the ball over twice. They would hit just three of their next 14 shots to trail 58-50.

South Carolina made 13 3-pointers and just eight two-point baskets.

The Gamecocks shot 31 percent (21 of 68) from the field. They beat Georgia 64-57 on Jan. 13 shooting just 27 percent.

Chris Silva also scored 15 points for South Carolina despite playing just 19 minutes with foul trouble.

William Jackson II led Georgia with 14 points. Yante Maten added 13 points and 10 rebounds.

**68**

**72**

**GAME 29 (15-14, 6-10 SEC)**  
 Starkville, Miss.  
 Humphrey Coliseum  
 Feb. 24, 2018  
*Gravett tallies career high 19 points*

**STARKVILLE, Miss.** - Lamar Peters had 19 points, including five in overtime, to lead Mississippi State past South Carolina 72-68 on Saturday.

Tyson Carter and Quinndary Weatherspoon had 13 points apiece for Mississippi State (21-8, 9-7 SEC). Nick Weatherspoon also had 10 points for the Bulldogs before fouling out in the second half. Quinndary Weatherspoon hit two free throws with 6.8 seconds left in overtime to clinch the win for Mississippi State.

Hassani Gravett had 19 points to lead South Carolina (15-14, 6-10) and added three assists and a steal. Gravett's 3-pointer at the end of the second half sent the game into overtime. Chris Silva had 11 points and 12 boards despite battling foul trouble. Maik Kotsar and Felipe Haase also had 11 points for South Carolina.

The visiting Gamecocks jumped on Mississippi State early and held an 11-2 advantage in the game's opening six minutes. South Carolina stretched the lead to 13 points with 6:07 remaining in the first half.

Mississippi State responded with an 11-2 run to close the deficit to 26-22. Gravett, however, sank back-to-back 3 pointers for the Gamecocks to push the lead back to 32-22. Mississippi State's Tyson Carter responded with a 3 pointer to end the first half and South Carolina held a 32-25 lead at the break.

The Bulldogs shot just 33.3 percent in the first half while South Carolina shot 46.2 percent from the field. The Bulldogs were just 2 of 10 beyond the arc and had eight turnovers in the first half. The Gamecocks were 11-0 this year when leading at halftime.

**83**

**74**

**GAME 30 (16-14, 7-10 SEC)**  
 Columbia, S.C.  
 Colonial Life Arena  
 Feb. 28, 2018  
*Booker and Myers combine for 48*

**COLUMBIA, S.C. (AP)** - Frank Booker scored 25 points and Wesley Myers added 23 to lead South Carolina to an 83-74 overtime win over LSU on Wednesday night.

Hassani Gravett scored all six of his points in the extra period, including a 3-pointer to open the period as the Gamecocks (16-14, 7-10 Southeastern Conference) scored the first nine points of overtime.

The Tigers (16-13, 7-10) had two shots blocked, two turnovers and missed two free throws, a 3-pointer and a layup in their opening seven possessions of overtime.

South Carolina led 62-47 with 8:08 to go. But LSU finished regulation on a 25-10 run and Tremont Waters' 3-pointer with 3.7 seconds left over 6-foot-10 Maik Kotsar sent the game to overtime tied at 72.

The Gamecocks had their own 15-1 run in the middle of the second half.

Waters had 19 points and Brandon Rachal added seven points and 13 rebounds for LSU.

Chris Silva scored eight points before fouling out with 19.3 seconds left in regulation.

While 10 teams are either projected in the NCAA Tournament or on the bubble in the SEC, these two teams likely need to win the SEC Tournament for an NCAA bid. Right now they are trying to avoid the opening day of the conference tournament and needing to win five games in five days for a title. A win Saturday will likely be enough for either team.

## GAME 28



Official Basketball Box Score – Game Totals – Final Statistics  
**Georgia vs South Carolina**  
 2/21/18 6:30 p.m. ET at Columbia, S.C. (Colonial Life Arena)

**Georgia 57 • 15-12, 6-9 SEC**

#	Player	Total		3-Ptr		Rebounds		PF	TP	A To Blk Stl				Min									
		FG	FGA	FT	FTA	Off	Def			PF	TP	A	To		Blk	Stl							
01	MATEN, Yante	f	5-13	0-2	3-3	4	6	10	2	13	2	1	2	0	36								
02	HAMMONDS, Rayshaun	f	3-7	1-3	0-0	0	5	5	2	7	0	3	0	0	23								
33	CLAXTON, Nicolas	f	1-2	0-0	1-2	2	5	7	4	3	0	2	2	0	10								
08	JACKSON II, William	g	5-11	3-6	1-2	1	0	1	1	14	3	3	0	0	35								
04	PARKER, Juwan	g	1-7	0-2	1-2	1	5	6	0	3	1	1	0	0	29								
04	CRUMP, Tyree	g	3-5	2-3	1-1	0	1	1	2	9	0	4	0	1	20								
05	DIATTA, Pape	g	0-1	0-1	0-0	0	1	1	2	0	1	0	0	0	8								
10	HIGHTOWER, Teshawn	g	1-2	0-1	0-0	0	0	0	0	2	1	0	0	0	6								
13	WILRIDGE, E'Torrion	g	0-1	0-1	0-0	0	0	0	0	0	0	0	0	0	3								
30	KANTE, Isaac	g	1-1	0-0	0-0	0	0	0	0	2	0	0	0	0	2								
32	EDWARDS, Mike	g	0-1	0-0	2-2	1	0	1	1	2	0	0	0	0	7								
34	OGBEIDE, Derek	g	1-4	0-0	0-0	3	5	8	4	2	0	2	2	0	21								
Team		3 0 3																					
Totals		21-55 6-19 9-12 14 29 43 18 57 7 17 6 1 200																					
FG % 1st Half: 8-24 33.3%		2nd half: 13-31 41.9%		Game: 21-55 38.2%		Deadball Rebounds 1.2																	
3FG % 1st Half: 3-8 37.5%		2nd half: 3-11 27.3%		Game: 6-19 31.6%																			
FT % 1st Half: 8-10 80.0%		2nd half: 1-2 50.0%		Game: 9-12 75.0%																			

**South Carolina 66 • 15-13, 6-9 SEC**

#	Player	Total		3-Ptr		Rebounds		PF	TP	A TO Blk Stl			Min										
		FG	FGA	FG	FGA	FT	FTA							Off	Def	Total							
10	MINAYA, Justin	f	0-7	0-4	0-0	2	3	5	0	0	2	0	0	3	27								
10	KOTSAR, Maik	f	1-10	0-0	0-1	7	2	9	3	2	2	1	0	1	26								
30	SILVA, Chris	f	3-7	0-0	9-10	3	3	6	4	15	2	1	0	0	19								
02	GRAVETT, Hassani	g	3-10	2-5	0-0	0	4	4	1	8	5	0	1	0	35								
02	HINSON, Evan	g	0-0	0-0	0-0	0	1	1	3	0	0	0	0	0	4								
05	BOOKER, Frank	g	4-13	4-9	2-3	2	2	4	1	14	1	0	2	0	34								
13	HAASE, Felipe	g	5-11	2-6	0-0	2	4	6	4	12	0	2	0	1	27								
15	MYERS, Wesley	g	5-9	5-7	0-0	0	2	2	15	0	1	0	0	0	21								
33	CUDD, Jason	g	0-1	0-0	0-0	0	0	0	1	0	0	0	0	1	7								
Team		0 0 0																					
Totals		21-68 13-31 11-14 16 21 37 19 66 12 5 4 5 200																					
FG % 1st Half: 13-35 37.1%		2nd half: 8-33 24.2%		Game: 21-68 30.9%		Deadball Rebounds 3.1																	
3FG % 1st Half: 8-19 42.1%		2nd half: 5-12 41.7%		Game: 13-31 41.9%																			
FT % 1st Half: 8-9 88.9%		2nd half: 3-5 60.0%		Game: 11-14 78.6%																			

Officials: Keith Kimble, Jeffery Clark, Brian Shey  
 Technical fouls: Georgia-None. South Carolina-None.  
 Attendance: 11529

Score by periods	1st	2nd	Total
Georgia	27	30	57
South Carolina	42	24	66

Last FG - UGA 2nd-01:48, SC 2nd-01:25.  
 Largest lead - UGA by 3 1st-17:17, SC by 15 1st-00:03.  
 UGA led for 02:34. SC led for 32:39. Game was tied for 04:17.

Score tied - 4 times.  
 Lead changed - 4 times.

## GAME 29



Official Basketball Box Score – Game Totals – Final Statistics  
**South Carolina vs Mississippi State**  
 02-24-18 2:30 p.m. at Starkville, Miss. (Humphrey Coliseum)


**South Carolina 68 • 15-14, 6-10**

#	Player	Total		3-Ptr		Rebounds		PF	TP	A TO Blk Stl			Min		
		FG-FGA	FG-FGA	FT-FTA	Off Def Tot										
10	MINAYA, Justin	f	1-6	0-3	0-0	1	5	6	2	2	1	0	0	2	32
21	KOTSAR, Maik	f	5-11	0-1	1-2	1	6	7	2	11	1	3	1	1	37
30	SILVA, Chris	f	4-5	0-0	3-4	5	7	12	4	11	0	7	3	1	24
02	GRAVETT, Hassani	f	8-13	3-6	0-0	0	2	2	2	19	3	8	0	1	41
23	HINSON, Evan	g	2-2	1-1	3-5	0	1	1	1	8	0	1	0	0	12
00	BEATTY, David	g	0-0	0-0	0-0	0	0	0	0	0	0	0	0	0	5
05	BOOKER, Frank	g	0-7	0-3	0-0	0	4	4	5	0	2	0	1	0	27
13	HAASE, Felipe	g	4-11	1-4	2-2	3	3	6	2	11	0	1	0	0	26
15	MYERS, Wesley	g	1-2	0-0	2-3	0	0	0	3	4	1	1	0	0	14
33	CUDD, Jason	g	1-2	0-0	0-0	0	0	0	0	2	0	0	0	0	7
Team		1 1 2													
Totals		26-59 5-18 11-16 11 29 40 21 68 8 21 5 6 225													
FG % 1st half: 12-26 46.2% 2nd half: 11-26 42.3% OT: 3-7 42.9% Game: 26-59 44.1% Deadball Rebounds 3															
3FG % 1st half: 3-6 50.0% 2nd half: 2-10 20.0% OT: 0-2 0.0% Game: 5-18 27.8%															
FT % 1st half: 5-7 71.4% 2nd half: 6-9 66.7% OT: 0-0 0.0% Game: 11-16 68.8%															


**Mississippi State 72 • 21-8, 9-7**

#	Player	FG	3-Ptr	Rebounds			PF	TP	A	To	Blk	Stl	Min		
		FG-FTA	FG-FGA	FT-FTA	Off	Def	Total								
24	Abdul Ado	f	1-3	0-0	0-1	2	1	3	1	2	0	1	3	30	
35	Aric Holman	f	1-3	0-1	1-2	1	6	7	2	3	3	0	3	37	
00	Nick Weatherspoon	g	3-7	1-3	3-3	1	2	5	10	0	1	0	1	24	
01	Lamar Peters	g	6-16	2-7	5-6	0	4	4	1	19	5	4	0	36	
11	Q Weatherspoon	g	3-8	0-2	7-8	1	6	7	2	13	4	6	0	38	
02	Eli Wright	g	3-3	0-0	2-3	0	0	0	0	8	1	1	0	1	
13	Xavian Stapleton	g	2-7	0-2	0-0	2	3	5	0	4	0	1	0	1	
23	Tyson Carter	g	5-9	3-5	0-0	0	1	1	1	13	0	1	0	2	
	Team				0	1	1								
Totals			24-56	6-20	18-23	7	23	30	12	72	14	14	7	13	225





70



79

GAME 31 (16-15, 7-11 SEC)

Auburn, Ala.  
Auburn Arena  
March 3, 2018  
*Booker scores career high 27*


**AUBURN, Ala.** - South Carolina (16-15, 7-11 SEC) concluded the regular season on Saturday, suffering a 79-70 loss on the road at No. 14/15 Auburn (25-6, 13-5 SEC). Graduate transfer guard Frank Booker led the Gamecocks with the first double-double of his career, posting a team and career high 27 points to go along with 10 rebounds in the loss. Junior forward Chris Silva collected his eighth double-double of the season before fouling out late in the second half, scoring 19 points and pulling down a game-high 11 rebounds.

South Carolina jumped out to an early advantage, which stretched to 14 points with 9:17 remaining in the first half, as sophomore forward Maik Kotsar's lay-in would make it 25-11 Gamecocks. Auburn would slowly chip away at the advantage however, and a 3 from Auburn's Chuma Okeke with 3:51 to play before the break would pull the Tigers within two at 26-24.


The Tigers pulled within one, but Silva and rookie forward Felipe Haase would answer with consecutive lay-ups and the Gamecock advantage was back to five at 32-27 with two minutes to go in the half. Auburn's Bryce Brown would finish the half with his fourth 3-pointer with a minute to go, but Booker would answer for Carolina late, and the Gamecocks held a 37-35 upper hand at the break.

Auburn would tie the contest early in the second half, and another 3 from Brown would give the Tigers a 49-43 lead with 14 minutes to play. Silva scored on back-to-back dunks with nine minutes to play to pull the Gamecocks within two at 51-49, but Auburn answered, and free throws would push the Tiger lead back to seven with just under seven minutes to go.

From there, Auburn would hold its advantage, leading by as many as 12 the rest of the way. A final 3 from Booker with a minute to play would pull the Gamecocks within six but the Tigers pushed the lead back to double-digits with just over 20 seconds to play. Auburn clinched at least a share of the SEC title with the victory.



85



84

GAME 32 (17-15, 7-11 SEC)

St. Louis, Mo.  
Scottrade Center  
March 7, 2018  
*Gamecocks win SEC Tourney opener*

**ST. LOUIS, Mo. (AP)** - Chris Silva didn't have his usual energy level on Wednesday night, at least in the eyes of South Carolina coach Frank Martin.

If that was an off night for Silva, then the Gamecocks are in good hands moving forward in the Southeastern Conference Tournament.

Led by Silva's 21 points and 11 rebounds, 11th-seeded South Carolina (17-15) rallied from five points down in the second half to defeat Mississippi 85-84 in the opening round of the tournament on Wednesday night.

"(Silva) didn't have a lot of energy," Martin said. "I don't know if he didn't sleep well or didn't eat well. I don't know. Maybe he doesn't feel well. He's too good a kid. He doesn't tell you. He just goes out there and tries to do his best."

The win wasn't nearly as memorable as last year's Final Four run for South Carolina, but it was a first step toward what the Gamecocks hope is miracle five-games-in-five-days run through the SEC that results in a second straight trip to the NCAA Tournament.

Silva was one of five players to score in double figures for South Carolina, which led by as many as nine points in the first half. Frank Booker also scored 21 points, and Justin Minaya had 16. Maik Kotsar added 14 points and Wesley Myers 10 in the win for the Gamecocks, who advance to face No. 6 seed Arkansas on Thursday.


Despite the comfortable first-half margin for South Carolina, the closing minutes were anything but secure. After falling behind by as many as five points midway through the second half, the Gamecocks used a late 16-4 run to take control - before holding off an inspired effort from the Rebels (12-20) in the closing minute.

Brelin Tyree scored 18 points to lead the 14th-seeded Rebels, who lost for the 11th time in their last 12 games to end the season and finished their season without former coach Andy Kennedy.

Terence Davis added 16 points, while Bruce Stevens had 15 and Deandre Burnett 13 for Ole Miss.

Booker put South Carolina up 85-81 with a free throw with 13.4 seconds remaining. Stevens answered with a 3-pointer on the other end, but it came at the buzzer.

"Your coach leaves with basically four regular season games left, and it's one of those deals that we had to try and rally around each other, stay positive, stay together, and they did a good job of that," Ole Miss interim coach Tony Madlock said. "I'm just so proud of those guys."



Official Basketball Box Score - Game Totals - Final Statistics  
South Carolina vs Auburn  
03/03/18 2:30 pm at Auburn, Ala. (Auburn Arena)

South Carolina 70 • 16-15, 7-11

#	Player	Total		3-Ptr		Rebounds		PF	TP	A	TO	Blk	Stl	Min
		FG	FGA	FG	FGA	FT	FTA							
11	MINAYA, Justin	f	1-4	1-2	1-2	1	3	4	2	4	1	1	0	31
22	KOTSAR, Maik	f	1-3	0-0	0-0	2	1	3	3	2	0	3	0	16
30	SILVA, Chris	f	8-10	0-0	3-6	3	8	11	5	19	1	8	1	30
02	GRAVETT, Hassani	g	1-6	1-3	0-0	1	2	3	4	3	1	2	0	21
05	BOOKER, Frank	g	7-17	5-12	8-8	1	9	10	1	27	4	3	0	34
00	BEATTY, David	g	0-0	0-0	0-0	0	1	1	2	0	0	0	0	3
13	HAASE, Felipe	g	2-8	0-3	0-0	2	2	4	0	4	2	0	1	31
15	MYERS, Wesley	g	3-12	2-3	3-4	0	1	1	4	11	2	1	0	30
23	HINSON, Evan	g	0-1	0-0	0-0	0	1	1	1	0	0	0	0	4
Team		2		1		3		3		3		3		20
Totals		23	61	9	23	15	20	41	24	70	13	20	1	200

FG % 1st Half: 12-26 46.2% 2nd half: 11-35 31.4% Game: 23-61 37.7%  
3FG % 1st Half: 4-9 44.4% 2nd half: 5-14 35.7% Game: 9-23 39.1%  
FT % 1st Half: 9-12 75.0% 2nd half: 6-8 75.0% Game: 15-20 75.0%

Deadball Rebounds 2.1

Auburn 79 • 25-6, 13-5

#	Player	Total		3-Ptr		Rebounds		PF	TP	A	TO	Blk	Stl	Min
		FG	FGA	FG	FGA	FT	FTA							
00	SPENCER, Horace	f	4-6	0-0	3-4	3	3	6	4	11	1	3	1	21
13	MURRAY, Dessan	f	1-5	0-1	2-2	3	2	5	1	4	1	1	0	28
01	HARPER, Jared	g	5-12	2-7	6-9	0	5	5	1	18	8	2	0	36
02	BROWN, Bryce	g	9-15	8-12	3-4	0	4	4	2	29	1	2	0	35
05	HERON, Mustapha	g	1-9	0-3	10-10	1	4	5	4	12	2	1	1	31
04	OKEKE, Chuma	g	2-4	1-3	0-0	1	8	9	2	5	0	0	3	28
10	MITCHELL, Davion	g	0-2	0-2	0-0	0	1	1	0	2	1	0	0	10
12	WILLIAMS, Devontae	g	0-0	0-0	0-0	0	0	0	0	0	0	0	0	0+
14	DUNBAR, Malik	g	0-4	0-3	0-0	0	0	0	2	0	2	0	2	11
21	KEIM, Patrick	g	0-0	0-0	0-0	0	0	0	0	0	0	0	0	0
22	MACOY, Will	g	0-0	0-0	0-0	0	0	0	0	0	0	0	0	0+
25	EASTERLING, Brett	g	0-0	0-0	0-0	0	0	0	0	0	0	0	0	0+
41	BLACKSTOCK, Cole	g	0-0	0-0	0-0	0	0	0	0	0	0	0	0	0+
Team		0		0		1		1		1		1		0
Totals		22	57	11	31	24	29	8	28	36	17	15	12	200

FG % 1st Half: 8-29 27.6% 2nd half: 14-28 50.0% Game: 22-57 38.6%  
3FG % 1st Half: 6-22 27.3% 2nd half: 5-9 55.6% Game: 11-31 35.5%  
FT % 1st Half: 13-16 81.3% 2nd half: 11-13 84.6% Game: 24-29 82.8%

Deadball Rebounds 8


Officials: Joe Lindsay, Chuck Jones, Garrick Shannon  
Technical fouls: South Carolina-None. Auburn-TEAM 2.  
Attendance: 9121

Score by periods	1st	2nd	Total
South Carolina	37	33	70
Auburn	35	44	79

Points In Paint Off 2nd Fast  
SC 34 13 11 15 20 5  
AU 22 18 13 20 5

Score tied - 6 times.  
Lead changed - 8 times.

Last FG - SC 2nd-01:01, AU 2nd-00:22.  
Largest lead - SC by 14 1st-09:17, AU by 12 2nd-02:21.  
SC led for 17:49. AU led for 18:43. Game was tied for 03:28.



Official Basketball Box Score - Game Totals - Final Statistics  
Ole Miss vs South Carolina  
3/7/18 8:18 PM CT at Scottrade Center, St. Louis, MO

Ole Miss 84 • 12-20; 5-13 SEC

#	Player	Total		3-Ptr		Rebounds		PF	TP	A	TO	Blk	Stl	Min		
		FG	FGA	FG	FGA	FT	FTA									
02	Marcanis Hymon	f	1-1	0-0	0-0	1	4	5	4	2	0	2	1	12		
12	Bruce Stevens	f	4-10	3-7	4-4	7	6	13	4	15	1	1	0	29		
03	Terence Davis	g	6-15	0-5	4-5	1	6	7	4	16	2	3	0	33		
04	Brelin Tyree	g	7-15	4-7	0-1	1	2	3	5	18	3	3	0	26		
05	Markel Crawford	g	1-5	0-2	2-2	1	2	3	2	4	3	2	0	14		
00	Devontae Shuler	g	1-5	1-3	2-2	0	3	3	0	5	2	0	0	12		
01	Deandre Burnett	g	4-11	3-6	2-4	0	1	1	2	13	4	1	0	24		
13	Dominik Olejniczak	g	2-5	0-0	0-0	1	1	2	5	4	0	1	0	15		
50	Justas Furmanavicius	g	3-5	0-1	1-3	4	0	4	0	7	0	0	1	15		
Team		2		2		4		4		4		4		20		
Totals		29	72	11	31	15	21	18	27	45	26	84	15	13	2	200

FG % 1st Half: 14-33 42.4% 2nd half: 15-39 38.5% Game: 29-72 40.3%  
3FG % 1st Half: 4-13 30.8% 2nd half: 7-18 38.9% Game: 11-31 35.5%  
FT % 1st Half: 4-5 80.0% 2nd half: 11-16 68.8% Game: 15-21 71.4%

Deadball Rebounds 1

South Carolina 85 • 17-15; 7-11 SEC

#	Player	Total		3-Ptr		Rebounds		PF	TP	A	TO	Blk	Stl	Min		
		FG	FGA	FG	FGA	FT	FTA									
10	MINAYA, Justin	f	6-9	4-5	0-1	2	2	4	1	16	3	2	0	27		
21	KOTSAR, Maik	f	6-12	0-0	2-3	2	3	5	0	14	1	2	0	33		
30	SILVA, Chris	f	4-14	0-0	13-20	4	7	11	3	21	3	2	3	38		
02	GRAVETT, Hassani	g	1-3	0-1	1-4	0	7	7	3	3	7	5	0	31		
23	HINSON, Evan	g	0-1	0-0	0-0	1	0	1	2	0	0	0	0	8		
00	BEATTY, David	g	0-0	0-0	0-0	0	2	2	0	0	0	2	0	2		
05	BOOKER, Frank	g	7-13	6-12	1-2	2	3	5	3	21	0	0	0	31		
13	HAASE, Felipe	g	0-1	0-0	0-0	0	1	1	3	0	2	0	0	7		
15	MYERS, Wesley	g	3-5	2-3	2-4	0	3	3	4	10	1	0	1	19		
33	CUDD, Jason	g	0-0	0-0	0-0	0	0	0	0	0	0	0	0	4		
Team		0		0		2		2		2		2		0		
Totals		27	58	12	21	19	34	11	30	41	19	85	17	13	4	200

FG % 1st Half: 14-30 46.7% 2nd half: 13-28 46.4% Game: 27-58 46.6%  
3FG % 1st Half: 4-8 50.0% 2nd half: 8-13 61.5% Game: 12-21 57.1%  
FT % 1st Half: 6-10 60.0% 2nd half: 13-24 54.2% Game: 19-34 55.9%

Deadball Rebounds 8

Officials: Tony Greene, Tony Henderson, Todd Austin  
Technical fouls: Ole Miss-None. South Carolina-None.  
Attendance: 8190


Score by periods	1st	2nd	Total
Ole Miss	36	48	84
South Carolina	38	47	85

Points In Paint Off 2nd Fast  
UM 26 11 24 4 8 31  
SC 28 16 6 8 8 31

Score tied - 4 times.  
Lead changed - 5 times.

Last FG - UM 2nd-00:01, SC 2nd-01:04.  
Largest lead - UM by 5 1st-19:17, SC by 9 1st-03:23.  
UM led for 08:00. SC led for 29:26. Game was tied for 02:22.

2017-18 SOUTH CAROLINA BASKETBALL • MARCH 8, 2018 • GAME 33 - ARKANSAS



# #5 FRANK BOOKER

GRADUATE STUDENT | GUARD | 6'3" | 208 | 3 LETTERS

AUGUSTA, GA. | WESTSIDE/OKLAHOMA/FAU

## SEASON NOTABLES

- > Dropped 12 points on 4-of-8 shooting from behind the arc in win at FIU (Nov. 27), played career-high 34 minutes and matched career-highs with four assists and three steals
- > Had 16 points after going 6-for-10 in win vs. Wyoming (12/6), added six rebounds and a team-high three steals
- > Scored 21 points in loss at Ole Miss (Dec. 31), set a new career-high with six made 3s on 10 attempts
- > Had 17 points in road win at Georgia (Jan. 13), made clutch 3 with 1:22 left to put Gamecocks up by nine
- > Scored 18 points in 29 minutes off the bench in win vs. No. 18 Kentucky (Jan. 16), was 6-for-7 at FT line
- > Finished with seven points in win at No. 20 Florida (Jan. 24), hit four big free throws in the final 39 seconds to ice game
- > Started for the first time since Jan. 3 and scored 25 points in loss vs. Mississippi State (Jan. 31), played 34 minutes and went 8-for-12 from the field
- > Scored 19 points and in 32 minutes off the bench in loss at No. 18 Tennessee (Feb. 13), made 10 free throws on 11 attempts - both career highs
- > Knocked down four 3s and led team with 19 points off the bench in win vs. No. 10 Auburn (Feb. 17), also had five rebounds and made four big FTs in final 23 seconds to seal the nine-point victory
- > Hit four 3s and finished with 14 points in 34 minutes off the bench in win vs. Georgia (Feb. 21)
- > Scored 25 points and six made 3s in Senior Night win vs. LSU (Feb. 28), went 8-for-10 from the field and 6-for-7 from behind the arc while playing a career-high 38 minutes
- > Poured in career-high 27 points in loss at No. 14 Auburn (March 3), pulled down career-high 10 rebounds for first career double-double, also led the team with four assists and three steals in 34 minutes
- > Tied for team lead with 21 points in win over Ole Miss (March 7) in the first round of the SEC Tournament, matched career high with six made 3s, also had four steals (career high) and five rebounds

## SUPERLATIVES

	'17-18 Season	Career
Double-figure scoring	20	32
Team high scoring*	12	12^
Team high steals*	12	12^

\* led or shared team lead | ^ at Carolina

## 2017-18 GAME-BY-GAME STATS

Opponent	Date	GS	Min	FG-FGA	Pct	3FG-FGA	Pct	FT-FTA	Pct	Off	Def	Tot	Avg	PF	FO	A	TO	Blk	Stl	Pts	Avg
at Wofford	11/10	*	25	4-6	.667	3-5	.600	1-2	.500	0	0	0	0.0	1	0	0	0	0	1	12	12.0
Western Michigan	11/13	*	30	5-8	.625	3-6	.500	1-3	.333	0	2	2	1.0	2	0	0	1	1	0	14	13.0
vs. Illinois State	11/16	*	28	3-10	.300	3-10	.300	1-2	.500	0	4	4	2.0	2	0	4	2	0	0	10	12.0
vs. UTEP	11/17	*	25	2-6	.333	1-4	.250	2-2	1.000	0	2	2	2.0	1	0	1	4	0	0	7	10.8
vs. Western Michigan	11/19	*	19	4-10	.400	3-9	.333	0-0	.000	0	0	0	1.6	1	0	0	2	0	2	11	10.8
at FIU	11/27	*	34	4-8	.500	4-8	.500	0-0	.000	1	3	4	2.0	0	0	4	0	1	3	12	11.0
vs. Temple	11/30	*	20	1-7	.143	0-3	.000	2-2	1.000	0	2	2	2.0	1	0	1	0	0	1	4	10.0
UMass	12/2	*	29	3-8	.375	2-5	.400	1-2	.500	0	4	4	2.3	1	0	1	2	0	1	9	9.9
Wyoming	12/6	*	24	6-10	.600	3-5	.600	1-2	.500	1	3	4	2.7	4	0	2	1	0	3	16	10.6
Coastal Carolina	12/9	*	34	7-12	.583	3-7	.429	2-4	.500	1	4	5	2.9	2	0	3	2	0	2	19	11.4
at Clemson	12/19	*	15	0-4	.000	0-2	.000	2-2	1.000	2	0	2	2.8	4	0	0	1	0	0	2	10.5
Limestone	12/27	*	28	6-10	.600	5-9	.555	2-2	1.000	0	4	4	2.9	1	0	0	0	0	0	17	11.1
at Ole Miss	12/31	*	34	7-13	.538	6-10	.600	1-2	.500	0	1	1	2.8	2	0	2	0	0	0	21	11.8
Missouri	1/3	*	25	1-5	.200	0-3	.000	3-4	.750	1	4	5	2.9	0	0	0	0	1	2	5	11.4
Vanderbilt	1/6	-	28	0-4	.000	0-0	.000	4-7	.571	0	4	4	3.0	2	0	0	1	0	3	4	10.9
at Alabama	1/9	-	21	1-3	.333	1-3	.333	3-3	1.000	0	3	3	3.0	1	0	0	0	0	0	6	10.6
at Georgia	1/13	-	25	5-9	.556	2-5	.400	5-7	.714	2	5	7	3.2	3	0	1	0	0	1	17	10.9
Kentucky	1/16	-	29	5-12	.417	2-9	.222	6-7	.857	1	3	4	3.3	3	0	1	2	0	3	18	11.3
Tennessee	1/20	-	21	3-7	.429	2-5	.400	2-3	.667	2	1	3	3.3	2	0	1	1	1	1	10	11.3
at Florida	1/24	-	15	1-3	.333	1-2	.500	4-4	1.000	0	1	1	3.2	1	0	0	0	0	0	7	11.1
Texas Tech	1/27	-	25	3-9	.333	3-9	.333	0-0	.000	2	3	5	3.2	5	1	1	3	0	1	9	11.0
Miss. State	1/31	*	34	8-12	.667	5-8	.625	4-5	.800	0	3	3	3.2	2	0	0	1	0	1	25	11.6
at Texas A&M	2/3	*	18	2-9	.222	2-7	.286	0-0	.000	0	2	2	3.2	1	0	0	0	0	1	6	11.3
at Arkansas	2/6	-	13	2-3	.667	0-1	.000	0-0	.000	0	1	1	3.1	2	0	2	0	0	0	4	11.0
Florida	2/10	-	31	6-13	.462	2-7	.286	3-4	.750	0	3	3	3.1	2	0	1	3	0	0	17	11.3
at Tennessee	2/13	-	32	4-11	.364	1-6	.167	10-11	.909	0	2	2	3.0	0	0	2	0	0	1	19	11.6
Auburn	2/17	-	32	5-11	.455	4-9	.444	5-7	.714	2	3	5	3.1	3	0	3	1	1	1	19	11.9
Georgia	2/21	-	34	4-13	.308	4-9	.444	2-3	.667	2	2	4	3.1	1	0	1	0	2	0	14	11.9
at Miss. State	2/24	-	27	0-7	.000	0-3	.000	0-0	.000	0	4	4	3.2	5	0	2	0	1	0	0	11.5
LSU	2/28	*	38	8-10	.800	6-7	.857	3-3	1.000	0	6	6	3.3	1	0	2	2	0	1	25	12.0
at Auburn	3/3	*	34	7-17	.418	5-12	.417	8-8	1.000	1	9	10	3.5	1	0	4	3	0	3	27	12.5
vs. Ole Miss	3/7	-	31	7-13	.538	6-12	.500	1-2	.500	2	3	5	3.5	3	0	0	0	0	4	21	12.7
vs. NCAA Tourn.	3/15-4/2																				

## CAREER STATISTICS

Season	GP-GS	Min	Avg	FG	FGA	Pct	3FG	3FGA	Pct	FT	FTA	Pct	Off	Def	Tot	Avg	PF	FO	Ast	TO	Blk	Stl	Pts	Avg
2013-14%	32-0	451	14.1	49	134	.366	42	114	.368	24	36	.667	14	35	49	1.5	50	0	17	19	5	14	164	5.1
2014-15%	32-0	459	14.3	48	146	.329	36	119	.303	28	34	.824	10	34	44	1.4	45	0	18	23	5	16	160	5.0
2015-16^																								
2016-17^	30-10	502	16.7	58	153	.379	35	119	.294	19	23	.826	13	36	49	1.6	54	1	16	19	2	12	170	5.7
2017-18	32-18	858	26.8	123	283	.435	82	200	.410	79	103	.767	20	93	113	3.5	60	2	39	32	8	37	407	12.7
Totals	126-28	2236	17.7	278	716	.388	195	557	.350	150	196	.765	57	198	255	2.0	208	3	90	93	20	76	901	7.2

% - at Oklahoma // ^ at FAU

## (SEC ONLY)

Season	GP-GS	Min	Avg	FG	FGA	Pct	3FG	3FGA	Pct	FT	FTA	Pct	Off	Def	Tot	Avg	PF	FO	Ast	TO	Blk	Stl	Pts	Avg
2018	18-6	491	27.3	69	162	.426	43	106	.406	63	78	.808	11	57	68	3.8	32	1	22	14	6	19	244	13.6



# #15 WESLEY MYERS

GRADUATE STUDENT | GUARD | 6'1" | 193 | 3 LETTERS

BROOKLYN, N.Y. | BOYS & GIRLS HIGH SCHOOL/NIAGARA/MAINE

## SEASON NOTABLES

- > Scored 10 points off the bench in opener at Wofford (Nov. 10), adding two assists and a steal
- > Matched season-high with three rebounds in win over UTEP (Nov. 17), also had an assist and a steal
- > Tied for the team lead with 14 points in victory over Western Michigan (Nov. 19) in the final game of the Puerto Rico Tip-Off, recorded his 1,000th career point with a fast break layup in the first half
- > Tallied five assists in loss at Ole Miss (Dec. 31), made first career start in Garnet and Black at point guard and played 30 minutes
- > Scored season-high 17 points (all in second half) in win vs. Vandy (Jan. 6), went 4-for-5 from the field
- > Had 16 points thanks to a season-high three 3s in loss to No. 21 Tennessee (Jan. 20)
- > Made career-high five 3s to lead team to win at No. 20 Florida (Jan. 24), finished with 22 points in 34 minutes, also had four assists and four steals
- > Led team with four assists in loss to No. 14 Texas Tech (Jan. 27) in Big 12/SEC Challenge
- > Scored 13 points, pulled down four rebounds and swiped two steals in 29 minutes off the bench in win vs. No. 10 Auburn (Feb. 17), went 6-for-8 at free throw line
- > Tied career-high after knocking down five 3s in win vs. Georgia (Feb. 21), went 5-for-7 from deep and tied for the team-high in scoring with 15 points
- > Scored season-high 23 points in Senior Night win vs. LSU (Feb. 28), played career-high 38 minutes and went 11-for-14 at the free throw line, also finished with season-high seven rebounds to lead team
- > Was efficient off the bench in SEC Tournament win vs. Ole Miss (March 7), scoring 10 points in 19 minutes, hit a pair of 3s

## SUPERLATIVES

	'17-18 Season	Career
Double-figure scoring	13	35
Team high assists*	9	9^

\* led or shared team lead | ^ at Carolina

## 2017-18 GAME-BY-GAME STATS

Opponent	Date	GS	Min	FG-FGA	Pct	3FG-FGA	Pct	FT-FTA	Pct	Off	Def	Tot	Avg	PF	FO	A	TO	Blk	Stl	Pts	Avg
at Wofford	11/10	-	17	3-6	.500	2-4	.500	2-2	1.000	0	3	3	3.0	0	0	2	2	0	1	10	10.0
Western Michigan	11/13	-	12	2-5	.400	0-1	.000	0-0	.000	0	2	2	2.5	2	0	0	1	0	0	4	7.0
vs. Illinois State	11/16	-	15	2-7	.286	1-4	.250	0-0	.000	0	1	1	2.0	1	0	0	1	0	0	5	6.3
vs. UTEP	11/17	-	14	1-2	.500	0-1	.000	0-0	.000	0	3	3	2.3	1	0	1	1	0	1	2	5.3
vs. Western Michigan	11/19	-	27	5-9	.556	0-1	.000	4-5	.800	0	5	5	2.8	2	0	2	2	0	1	14	7.0
at FIU	11/27	-	7	0-2	.000	0-1	.000	0-0	.000	0	1	1	2.5	1	0	0	1	0	0	0	5.8
vs. Temple	11/30	-	18	2-6	.333	1-2	.500	0-0	.000	2	0	2	2.4	1	0	2	1	0	0	5	5.7
UMass	12/2	-	13	1-2	.500	0-1	.000	1-2	.500	2	1	3	2.5	0	0	2	0	0	0	3	5.4
Wyoming	12/6	-	23	0-4	.000	0-1	.000	1-2	.500	1	1	2	2.4	2	0	3	0	1	1	1	4.9
Coastal Carolina	12/9	-	11	1-2	.500	1-1	1.000	3-4	.750	1	0	1	2.3	2	0	0	1	0	0	6	5.0
at Clemson	12/19	-	31	4-7	.571	1-2	.500	1-2	.500	1	2	3	2.4	1	0	0	1	0	0	10	5.5
Limestone	12/27	-	25	2-6	.333	0-0	.000	1-4	.250	0	5	5	2.6	1	0	6	2	1	0	5	5.4
at Ole Miss	12/31	*	30	1-7	.143	0-1	.000	1-3	.333	1	1	2	2.5	4	0	5	4	0	0	3	5.2
Missouri	1/3	*	27	5-11	.455	0-2	.000	0-2	.000	0	1	1	2.4	5	1	2	2	0	0	10	5.6
Vanderbilt	1/6	*	22	4-5	.800	1-1	1.000	8-12	.667	1	2	3	2.5	3	0	1	2	0	1	17	6.3
at Alabama	1/9	*	30	4-9	.444	2-3	.667	5-6	.833	1	0	1	2.4	3	0	2	3	0	0	15	6.1
at Georgia	1/13	*	29	1-4	.250	0-1	.000	4-6	.667	0	3	3	2.4	4	0	0	2	1	0	6	6.8
Kentucky	1/16	*	28	3-9	.333	1-4	.250	2-3	.667	2	3	5	2.6	3	0	1	0	0	1	9	6.9
Tennessee	1/20	*	31	5-10	.500	3-5	.600	3-4	.750	0	2	2	2.5	2	0	2	1	0	1	16	7.4
at Florida	1/24	*	34	8-15	.533	5-7	.714	1-2	.500	0	1	1	2.5	2	0	4	2	0	4	22	8.2
Texas Tech	1/27	*	22	0-4	.000	0-3	.000	2-4	.500	0	1	1	2.4	5	1	4	2	0	0	2	7.9
Miss. State	1/31	*	21	3-7	.429	0-1	.000	2-2	1.000	2	2	4	2.5	3	0	1	5	0	2	8	7.9
at Texas A&M	2/3	*	8	1-2	.500	0-1	.000	0-0	.000	0	0	0	2.3	2	0	1	1	0	0	2	7.6
at Arkansas	2/6	-	14	1-2	.500	0-0	.000	1-1	1.000	0	2	2	2.3	1	0	0	1	0	1	3	7.4
Florida	2/10	-	20	0-4	.000	0-0	.000	0-0	.000	1	1	2	2.3	1	0	0	1	0	1	0	7.1
at Tennessee	2/13	-	18	1-5	.200	0-1	.000	0-0	.000	1	2	3	2.3	1	0	2	0	0	0	2	6.9
Auburn	2/17	-	29	3-9	.333	1-2	.500	6-8	.750	1	3	4	2.4	5	1	1	1	0	2	13	7.1
Georgia	2/21	-	21	5-9	.556	5-7	.714	0-0	.000	0	2	2	2.4	2	0	0	1	0	0	15	7.4
at Miss. State	2/24	-	14	1-2	.500	0-0	.000	2-3	.667	0	0	0	2.3	3	0	1	1	0	0	4	7.3
LSU	2/28	*	23	5-14	.357	2-6	.333	11-14	.786	2	5	7	2.5	2	0	4	1	0	3	23	7.8
at Auburn	3/3	-	30	3-12	.250	2-3	.667	3-4	.750	0	1	1	2.4	4	0	2	1	0	0	11	7.9
vs. Ole Miss	3/7	-	19	3-5	.600	2-3	.667	2-4	.500	0	3	3	2.4	4	0	1	0	1	0	10	8.0
vs. NCAA Tourn.	3/15-4/2																				

## CAREER STATISTICS

Season	GP-GS	Min	Avg	FG	FGA	Pct	3FG	3FGA	Pct	FT	FTA	Pct	Off	Def	Tot	Avg	PF	FO	Ast	TO	Blk	Stl	Pts	Avg
2013-14%	33-14	747	22.6	78	198	.394	20	63	.317	44	66	.667	19	73	92	2.8	61	1	39	47	6	21	220	6.7
2014-15%	30-16	882	29.4	94	220	.427	34	81	.420	61	86	.709	21	76	97	3.2	60	1	45	54	10	30	283	9.4
2015-16^																								
2016-17^	28-20	844	30.1	164	375	.437	34	99	.343	110	142	.775	35	91	126	4.5	57	1	44	62	16	30	472	16.9
2017-18	32-12	698	21.8	80	203	.394	30	70	.429	66	99	.667	19	59	78	2.4	73	3	52	44	4	21	256	8.0
Totals	123-62	3171	25.8	416	996	.418	118	313	.378	281	393	.715	95	299	394	3.2	251	6	180	207	36	102	1238	10.1

% - at Niagara // ^ at Maine

## (SEC ONLY)

Season	GP-GS	Min	Avg	FG	FGA	Pct	3FG	3FGA	Pct	FT	FTA	Pct	Off	Def	Tot	Avg	PF	FO	Ast	TO	Blk	Stl	Pts	Avg
2018	18-11	444	24.7	54	136	.397	22	45	.489	49	70	.700	12	31	43	2.4	50	2	29	29	1	17	179	9.9





# #2 HASSANI GRAVETT

R-JUNIOR | GUARD | 6'2" | 187 | 1 LETTER

VILLA RICA, GA./ALEXANDER/PENSACOLA STATE COLLEGE

## SEASON NOTABLES

- > Set new career-high with nine assists in just 21 minutes in victory over UTEP (Nov. 17)
- > Had seven assists to go alongside just one turnover in win at FIU (Nov. 27), pulled down career-high 10 rebounds in 28 minutes
- > Scored 14 points, had four assists and zero turnovers in win vs. UMASS (Dec. 2), posted career-highs in free throws (6), free throw attempts (9) and steals (3)
- > Sunk the game-winning basket with 6.5 seconds to go vs. Coastal Carolina (Dec. 9) after scoring with contact, made the ensuing FT to finish with nine points
- > Scored 11 points off the bench in 27 minutes in road win against Georgia (Jan. 13), went 5-for-6 from the FT line
- > Led team with five assists in 26 minutes in win vs. No. 18 Kentucky (Jan. 16)
- > Dished out game-high seven assists in loss to Miss. State (Jan. 31), had just one turnover in 24 minutes off the bench
- > Had 12 points, seven rebounds, and four assists in loss at Arkansas (Feb. 6) -- his first start since Limestone (Dec. 27)
- > Tallied nine points in win over No. 10 Auburn (Feb. 17)
- > Played season-high 35 minutes, leading the team with five assists and zero turnovers in win vs. Georgia (Feb. 21), also scored eight points and pulled down four rebounds
- > Scored career-high 19 points in loss at Miss. State (Feb. 24), went 8-for-13 from the field and hit the game-tying 3 as time expired in regulation to send the game to overtime
- > Scored six of the team's nine points in overtime in win vs. LSU (Feb. 28) on Senior Night, also had four assists
- > Led team with seven assists in SEC Tournament win vs. Ole Miss (March 7)

## SUPERLATIVES

	'17-18 Season	Career
Double-figure scoring	7	10
5+ assists	8	10
Team high assists*	18	23
Team high steals*	3	4

\*led or shared team lead

## GRAVETT'S CAREER HIGHS

### Points

Career 19, at Miss. State (Feb. 24, 2018)  
Season 19, at Miss. State (Feb. 24, 2018)

### Field Goals

Career 8, at Miss. State (Feb. 24, 2018)  
Season 8, at Miss. State (Feb. 24, 2018)

### Field Goal Attempts

Career 13, 2x, last at Miss. State (Feb. 24, 2018)  
Season 13, 2x, last at Miss. State (Feb. 24, 2018)

### 3-Point Field Goals

Career 3, 2x, last at Miss. State (Feb. 24, 2018)  
Season 3, 2x, last at Miss. State (Feb. 24, 2018)

### 3-Point Field Goal Attempts

Career 10, vs. Illinois State (Nov. 16, 2017)  
Season 10, vs. Illinois State (Nov. 16, 2017)

### Free Throws

Career 6, vs. UMASS (Dec. 2, 2017)  
Season 6, vs. UMASS (Dec. 2, 2017)

### Free Throw Attempts

Career 9, vs. UMASS (Dec. 2, 2017)  
Season 9, vs. UMASS (Dec. 2, 2017)

### Rebounds

Career 10, at FIU (Nov. 27, 2017)  
Season 10, at FIU (Nov. 27, 2017)

### Assists

Career 9, vs. UTEP (Nov. 17, 2017)  
Season 9, vs. UTEP (Nov. 17, 2017)

### Blocks

Career 2, vs. LSU (Feb. 28, 2018)  
Season 2, vs. LSU (Feb. 28, 2018)

### Steals

Career 3, UMASS (Dec. 2, 2017)  
Season 3, UMASS (Dec. 2, 2017)

### Minutes

Career 41, at Miss. State (Feb. 24, 2018)  
Season 41, at Miss. State (Feb. 24, 2018)

## 2017-18 GAME-BY-GAME STATS

Opponent	Date	GS	Min	FG-FGA	Pct	3FG-FGA	Pct	FT-FTA	Pct	Off	Def	Tot	Avg	PF	FO	A	TO	Blk	Stl	Pts	Avg
at Wofford	11/10	*	25	2-7	.285	1-2	.500	0-0	.000	0	2	2	2.0	0	0	3	0	0	0	5	5.0
Western Michigan	11/13	*	19	4-5	.800	3-3	1.000	4-4	1.000	0	4	4	3.0	2	0	2	2	0	0	15	10.0
vs. Illinois State	11/16	*	33	3-13	.231	2-10	.200	2-4	.500	0	9	9	5.0	2	0	5	1	0	0	10	10.0
vs. UTEP	11/17	*	21	3-6	.500	0-1	.000	0-0	.000	1	3	4	4.8	2	0	9	4	0	1	6	9.0
vs. Western Michigan	11/19	*	27	2-8	.250	1-4	.250	4-8	.500	0	5	5	4.8	1	0	6	2	0	0	9	9.0
at FIU	11/27	*	28	3-5	.600	1-2	.500	0-0	.000	3	7	10	5.7	1	0	7	1	0	1	7	8.7
vs. Temple	11/30	*	28	3-6	.500	1-3	.333	0-0	.000	0	3	3	5.3	1	0	1	3	1	0	7	8.4
UMass	12/2	*	31	4-8	.500	0-1	.000	6-9	.667	1	1	2	4.9	0	0	4	0	0	3	14	9.1
Wyoming	12/6	*	24	3-6	.500	0-2	.000	3-4	.750	1	0	1	4.4	3	0	2	3	1	0	9	9.1
Coastal Carolina	12/9	*	25	3-9	.333	0-2	.000	3-5	.600	1	0	1	4.1	3	0	4	2	0	1	9	9.1
at Clemson	12/19	*	15	1-7	.142	1-5	.200	0-0	.000	0	1	1	3.8	3	0	1	1	0	0	3	8.5
Limestone	12/27	*	24	2-9	.222	0-3	.000	2-2	1.000	0	4	4	3.8	1	0	3	3	0	0	6	8.3
at Ole Miss	12/31	-	-	-	-	-	-	-	-	-	-	-	3.8	-	-	-	-	-	-	-	8.3
Missouri	1/3	-	-	-	-	-	-	-	-	-	-	-	3.8	-	-	-	-	-	-	-	8.3
Vanderbilt	1/6	-	-	-	-	-	-	-	-	-	-	-	3.8	-	-	-	-	-	-	-	8.3
at Alabama	1/9	-	15	3-4	.750	1-2	.500	0-0	.000	0	2	2	3.7	0	0	1	1	1	0	7	8.2
at Georgia	1/13	-	27	2-5	.400	2-5	.400	5-6	.833	0	3	3	3.6	0	0	2	1	0	1	11	8.4
Kentucky	1/16	-	26	0-2	.000	0-1	.000	0-0	.000	0	3	3	3.6	2	0	5	3	0	0	0	7.9
Tennessee	1/20	-	25	2-6	.333	1-4	.250	2-4	.500	2	0	2	3.5	2	0	4	3	0	0	7	7.8
at Florida	1/24	-	19	1-4	.250	0-1	.000	0-1	.000	1	0	1	3.4	1	0	1	1	0	0	0	7.5
Texas Tech	1/27	-	23	0-3	.000	0-2	.000	2-2	1.000	0	5	5	3.4	4	0	1	2	0	0	2	7.2
Miss. State	1/31	-	24	1-3	.333	0-1	.000	2-2	1.000	0	3	3	3.4	0	0	7	1	1	0	4	7.0
at Texas A&M	2/3	-	26	3-6	.500	2-3	.667	0-0	.000	2	2	4	3.5	3	0	4	2	0	0	8	7.1
at Arkansas	2/6	*	28	3-9	.333	1-4	.250	5-5	1.000	0	7	7	3.6	4	0	4	4	0	0	12	7.3
Florida	2/10	*	19	1-3	.333	0-1	.000	0-0	.000	0	1	1	3.5	2	0	2	1	0	1	2	7.0
at Tennessee	2/13	*	28	5-6	.833	2-3	.667	0-0	.000	0	3	3	3.5	1	0	4	1	0	0	12	7.3
Auburn	2/17	*	31	3-5	.600	1-1	1.000	2-2	1.000	1	3	4	3.5	3	0	3	3	0	2	9	7.3
Georgia	2/21	*	35	3-10	.300	2-5	.400	0-0	.000	0	4	4	3.5	1	0	5	0	0	0	8	7.4
at Miss. State	2/24	*	41	8-13	.615	3-6	.500	0-0	.000	0	2	2	3.5	2	0	3	8	0	1	19	7.8
LSU	2/28	*	38	2-6	.333	1-3	.333	1-2	.500	3	2	5	3.5	3	0	4	5	2	1	6	7.7
at Auburn	3/3	*	21	1-6	.167	1-3	.333	0-0	.000	1	2	3	3.5	4	0	1	2	0	0	3	7.6
vs. Ole Miss	3/7	*	31	1-3	.333	0-1	.000	1-4	.250	0	7	7	3.6	3	0	7	5	0	0	3	7.4
vs. NCAA Tourn.	3/15-4/2																				

## CAREER STATISTICS

Season	GP-GS	Min	Avg	FG	FGA	Pct	3FG	3FGA	Pct	FT	FTA	Pct	Off	Def	Tot	Avg	PF	FO	Ast	TO	Blk	Stl	Pts	Avg
2016-17	35-3	582	16.6	39	133	.293	15	69	.217	20	31	.645	16	41	57	1.6	48	1	49	37	1	14	113	3.2
2017-18	29-21	757	26.1	72	183	.393	27	84	.321	44	64	.688	17	88	105	3.6	54	0	105	65	7	12	215	7.4
Totals	64-24	1339	20.9	111	316	.351	42	153	.275	64	95	.674	33	129	162	2.5	102	1	154	102	8	26	328	5.1

## (SEC ONLY)

Season	GP-GS	Min	Avg	FG	FGA	Pct	3FG	3FGA	Pct	FT	FTA	Pct	Off	Def	Tot	Avg	PF	FO	Ast	TO	Blk	Stl	Pts	Avg
2017	17-2	284	16.7	18	61	.295	8	33	.242	12	17	.706	9	15	24	1.4	23	0	23	17	0	7	56	3.3
2018	15-8	403	26.9	38	88	.432	17	43	.395	17	22	.773	10	37	47	3.1	28	0	50	36	5	6	110	7.3
Totals	32-10	687	21.5	56	149	.376	25	76	.329	29	39	.744	19	52	71	2.2	51	0	73	53	5	13	166	5.2



## SILVA'S CAREER HIGHS

### Points

Career 27, 2x, last vs. Kentucky (Jan. 16, 2018)

Season 27, 2x, last vs. Kentucky (Jan. 16, 2018)

### Field Goals

Career 10, at FIU (Nov. 27, 2017)

Season 10, at FIU (Nov. 27, 2017)

### Field Goal Attempts

Career 17, vs. Kentucky (Jan. 16, 2018)

Season 17, vs. Kentucky (Jan. 16, 2018)

### 3-Point Field Goals

Career 1, 4x, last vs. Texas Tech (Jan. 27, 2018)

Season 1, 4x, last vs. Texas Tech (Jan. 27, 2018)

### 3-Point Field Goal Attempts

Career 2, 2x, last vs. Texas Tech (Jan. 27, 2018)

Season 2, 2x, last vs. Texas Tech (Jan. 27, 2018)

### Free Throws

Career 13, vs. Ole Miss (March 7, 2018)

Season 13, vs. Ole Miss (March 7, 2018)

### Free Throw Attempts

Career 20, vs. Ole Miss (March 7, 2018)

Season 20, vs. Ole Miss (March 7, 2018)

### Rebounds

Career 13, 2x, last at Ole Miss (Dec. 31, 2017)

Season 13, at Ole Miss (Dec. 31, 2017)

### Assists

Career 4, at Georgia (Jan. 13, 2018)

Season 4, at Georgia (Jan. 13, 2018)

### Blocks

Career 5, 2x, last vs. Florida (Feb. 10, 2018)

Season 5, vs. Florida (Feb. 10, 2018)

### Steals

Career 3, 3x, last vs. Auburn (Feb. 17, 2018)

Season 3, vs. Auburn (Feb. 17, 2018)

### Minutes Played

Career 38, vs. Ole Miss (March 7, 2018)

Season 38, vs. Ole Miss (March 7, 2018)

# #30 CHRIS SILVA

JUNIOR | FORWARD | 6'9" | 223 | 2 LETTERS

LIBREVILLE, GABON/ROSELLE (N.J.)

## SEASON NOTABLES

> Recorded 18 points in just 17 minutes of action in loss vs. Mizzou (Jan. 3), went 9-for-10 at the free throw line and knocked down his fourth 3 of the season in the second half

> Scored new career-high 27 points in win vs. Vanderbilt (Jan. 6), also had eight rebounds in 31 minutes, went 9-for-15 from the field

> Tallied 14 points, nine rebounds, a career-high four assists and two blocks in win at Georgia (Jan. 13), went 8-for-10 at FT line

> Matched career-high with 27 points on 9-of-17 shooting in win vs. No. 18 Kentucky (Jan. 16), also had eight rebounds and went 9-for-13 at FT line, tied career-high by playing 35 minutes

> Posted fifth double-double of the season after scoring 18 points and grabbing 12 rebounds in road win at No. 20 Florida (Jan. 24)

> Scored 16 points, had five rebounds and a pair of steals in loss to No. 14 Texas Tech (Jan. 27), went 7-for-10 at free throw line

> Had 18 points, six rebounds and two assists in loss vs. Mississippi

State (Jan. 31), went 10-for-13 at the free throw line

> Posted sixth double-double of season (14 points, 11 rebounds) in win vs. No. 10 Auburn (Feb. 17), matched career-high with three steals

> Tied for team lead with 15 points in win vs. Georgia (Feb. 21), played just 19 minutes and went 9-for-10 at the FT line

> Saw 30 minutes of action in loss at No. 14 Auburn (March 3), scoring 19 points while pulling down 11 rebounds -- his eighth double-double of the season, went 8-for-10 from the field

> Scored 21 points and grabbed 11 rebounds for ninth double-double of season in SEC Tournament win over Ole Miss (March 7), went 13-for-20 at free throw line -- both career highs, led team with three blocks and played career-high 38 minutes

## SUPERLATIVES

	'17-18 Season	Career
Double-figure scoring	25	53
Double-Figure rebounding	10	17
Double-doubles	9	14
2+ blocks	13	39
Team high scoring*	13	15
Team high rebounding*	24	46
Team high blocks*	21	48

\* led or shared team lead

## 2017-18 GAME-BY-GAME STATS

Opponent	Date	GS	Min	FG-FGA	Pct	3FG-FGA	Pct	FT-FTA	Pct	Off	Def	Tot	Avg	PF	FO	A	TO	Blk	Stl	Pts	Avg
at Wofford	11/10	*	20	2-5	.400	0-1	.000	5-6	.833	3	7	10	10.0	3	0	2	5	2	2	9	9.0
Western Michigan	11/13	*	21	3-5	.600	1-1	1.000	3-4	.750	2	8	10	10.0	3	0	1	1	1	1	10	9.5
vs. Illinois State	11/16	*	17	0-1	.000	0-0	.000	10-14	.714	2	4	6	8.7	5	1	1	2	3	0	10	9.7
vs. UTEP	11/17	*	23	3-8	.375	1-2	.500	8-9	.889	3	4	7	8.3	4	0	1	4	2	1	15	11.0
vs. Western Michigan	11/19	*	25	4-5	.800	0-0	.000	6-8	.750	3	2	5	7.6	3	0	2	0	0	1	14	11.6
at FIU	11/27	*	29	10-13	.770	0-0	.000	6-10	.600	3	7	10	8.0	4	0	1	4	1	0	26	14.0
vs. Temple	11/30	*	28	2-10	.200	0-1	.000	1-2	.500	4	5	9	8.1	3	0	1	6	2	0	5	12.7
UMass	12/2	*	18	6-7	.857	0-0	.000	2-3	.667	0	4	4	7.6	4	0	1	3	0	2	14	12.9
Wyoming	12/6	*	27	5-9	.556	0-1	.000	9-14	.643	2	8	10	7.9	3	0	2	3	1	0	19	13.6
Coastal Carolina	12/9	*	35	2-5	.400	1-1	1.000	10-13	.769	2	7	9	8.0	1	0	1	1	3	2	15	13.7
at Clemson	12/19	*	25	4-10	.400	0-1	.000	4-4	1.000	3	6	9	8.1	4	0	0	4	1	0	12	13.5
Limestone	12/27	*	10	0-3	.000	0-0	.000	4-4	1.000	3	4	7	8.0	3	0	0	0	1	0	4	12.8
at Ole Miss	12/31	*	30	5-11	.455	0-0	.000	11-14	.786	6	7	13	8.4	4	0	1	1	2	0	21	13.4
Missouri	1/3	*	17	4-6	.667	1-1	1.000	9-10	.900	3	2	5	8.1	4	0	0	4	1	0	18	13.7
Vanderbilt	1/6	*	31	9-15	.600	0-0	.000	9-12	.750	2	6	8	8.1	1	0	1	1	0	0	27	14.6
at Alabama	1/9	*	18	2-8	.250	0-0	.000	5-7	.714	3	1	4	7.9	5	1	0	2	0	2	9	14.3
at Georgia	1/13	*	35	3-10	.300	0-1	.000	8-10	.800	4	5	9	7.9	3	0	4	1	2	0	14	14.2
Kentucky	1/16	*	35	9-17	.529	0-0	.000	9-13	.692	5	3	8	7.9	3	0	0	1	1	0	27	14.9
Tennessee	1/20	*	25	1-5	.200	0-0	.000	4-10	.400	3	2	5	7.8	4	0	1	2	0	0	6	14.5
at Florida	1/24	*	28	5-9	.556	0-0	.000	8-9	.889	4	8	12	8.0	4	0	0	1	1	1	18	14.7
Texas Tech	1/27	*	29	4-6	.667	1-2	.500	7-10	.700	2	3	5	7.9	5	1	1	4	0	2	16	14.7
Miss. State	1/31	*	27	4-7	.571	0-0	.000	10-13	.769	4	2	6	7.8	3	0	2	1	0	0	18	14.9
at Texas A&M	2/3	*	25	3-16	.188	0-0	.000	6-8	.750	5	3	8	7.8	3	0	1	0	2	0	12	14.7
at Arkansas	2/6	*	27	1-5	.200	0-0	.000	6-8	.750	4	2	6	7.7	0	0	3	4	1	1	8	14.5
Florida	2/10	*	22	4-12	.333	0-0	.000	2-3	.667	2	3	5	7.6	4	0	1	2	5	0	10	14.3
at Tennessee	2/13	*	26	3-4	.750	0-0	.000	6-6	1.000	3	4	7	7.6	4	0	0	3	1	0	12	14.2
Auburn	2/17	*	28	3-6	.500	0-0	.000	8-9	.889	4	7	11	7.7	4	0	1	2	2	3	14	14.2
Georgia	2/21	*	19	3-7	.429	0-0	.000	9-10	.900	3	3	6	7.6	4	0	2	1	0	0	15	14.2
at Miss. State	2/24	*	24	4-5	.800	0-0	.000	3-4	.750	5	7	12	7.8	4	0	0	7	3	1	11	14.1
LSU	2/28	*	28	3-6	.500	0-0	.000	2-2	1.000	3	2	5	7.7	5	1	3	4	2	1	8	13.9
at Auburn	3/3	*	30	8-10	.800	0-0	.000	3-6	.500	3	8	11	7.8	5	1	1	8	1	0	19	14.1
vs. Ole Miss	3/7	*	38	4-14	.286	0-0	.000	13-20	.650	4	7	11	7.9	3	0	3	2	3	1	21	14.3
vs. NCAA Tourn.	3/15-4/2																				

## CAREER STATISTICS

Season	GP-GS	Min	Avg	FG	FGA	Pct	3FG	3FGA	Pct	FT	FTA	Pct	Off	Def	Tot	Avg	PF	FO	Ast	TO	Blk	Stl	Pts	Avg
2015-16	32-6	425	13.3	53	110	.482	0	0	.000	67	110	.609	56	87	143	4.5	100	3	6	34	28	14	173	5.4
2016-17	37-37	776	21.0	122	233	.524	0	1	.000	134	179	.749	84	141	225	6.1	141	10	13	69	51	22	378	10.2
2017-18	32-32	820	25.6	123	260	.473	5	12	.417	206	275	.749	102	151	253	7.9	112	5	38	84	44	21	457	14.3
Totals	101-75	2021	20.0	298	603	.494	5	13	.385	407	564	.722	242	379	621	6.1	353	18	57	187	123	57	1008	10.0

## (SEC ONLY)

Season	GP-GS	Min	Avg	FG	FGA	Pct	3FG	3FGA	Pct	FT	FTA	Pct	Off	Def	Tot	Avg	PF	FO	Ast	TO	Blk	Stl	Pts	Avg
2016	18-6	221	12.3	30	54	.556	0	0	.000	27	47	.574	27	46	73	4.1	57	2	3	15	10	6	87	4.8
2017	18-18	370	20.6	64	117	.547	0	0	.000	62	82	.756	35	55	90	5.0	69	6	5	38	15	13	190	10.6
2018	18-18	475	26.4	74	159	.465	1	2	.500	118	154	.766	66	75	141	7.8	64	3	21	45	24	9	267	14.8
Totals	54-42	1066	19.7	168	330	.509	1	2	.500	207	283	.731	128	176	304	5.6	190	11	29	98	49	28	544	10.1



# #13 TOMMY CORCHIANI

SOPHOMORE | GUARD | 6'3" | 180 | 1 LETTER

RALEIGH, N.C./RAVENSCROFT

## SEASON NOTABLES

- > Saw action in five contests during rookie season
- > Saw action in opener at Wofford (Nov. 10)
- > Collected a pair of rebounds in two minutes vs. Limestone (Dec. 27)

## CORCHIANI'S CAREER HIGHS

### Points

Career -

Season -

### Field Goals

Career -

Season -

### Field Goal Attempts

Career -

Season -

### 3-Point Field Goals

Career -

Season -

### 3-Point Field Goal Attempts

Career -

Season -

### Free Throws

Career -

Season -

### Free Throw Attempts

Career -

Season -

### Rebounds

Career 2, vs. Limestone (Dec. 27, 2017)

Season 2, vs. Limestone (Dec. 27, 2017)

### Assists

Career -

Season -

### Blocks

Career -

Season -

### Steals

Career -

Season -

### Minutes

Career 4, vs. Auburn (Jan. 24, 2017)

Season 2, vs. Limestone (Dec. 27, 2017)

## 2017-18 GAME-BY-GAME STATS

Opponent	Date	GS	Min	FG-FGA	Pct	3FG-FGA	Pct	FT-FTA	Pct	Off	Def	Tot	Avg	PF	FO	A	TO	Blk	Stl	Pts	Avg
at Wofford	11/10	-	1	0-0	.000	0-0	.000	0-0	.000	0	0	0	0.0	0	0	0	0	0	0	0	0.0
Western Michigan	11/13	-	-	-	-	-	-	DNP	Coaches Decision	-	-	-	0.0	-	-	-	-	-	-	-	0.0
vs. Illinois State	11/16	-	-	-	-	-	-	DNP	Coaches Decision	-	-	-	0.0	-	-	-	-	-	-	-	0.0
vs. UTEP	11/17	-	-	-	-	-	-	DNP	Coaches Decision	-	-	-	0.0	-	-	-	-	-	-	-	0.0
vs. Western Michigan	11/19	-	-	-	-	-	-	DNP	Coaches Decision	-	-	-	0.0	-	-	-	-	-	-	-	0.0
at FIU	11/27	-	-	-	-	-	-	DNP	Coaches Decision	-	-	-	0.0	-	-	-	-	-	-	-	0.0
vs. Temple	11/30	-	-	-	-	-	-	DNP	Coaches Decision	-	-	-	0.0	-	-	-	-	-	-	-	0.0
UMass	12/2	-	-	-	-	-	-	DNP	Coaches Decision	-	-	-	0.0	-	-	-	-	-	-	-	0.0
Wyoming	12/6	-	-	-	-	-	-	DNP	Coaches Decision	-	-	-	0.0	-	-	-	-	-	-	-	0.0
Coastal Carolina	12/9	-	-	-	-	-	-	DNP	Coaches Decision	-	-	-	0.0	-	-	-	-	-	-	-	0.0
at Clemson	12/19	-	-	-	-	-	-	DNP	Coaches Decision	-	-	-	0.0	-	-	-	-	-	-	-	0.0
Limestone	12/27	-	2	0-0	.000	0-0	.000	0-0	.000	0	2	2	1.0	0	0	0	0	0	0	0	0.0
at Ole Miss	12/31	-	-	-	-	-	-	DNP	Coaches Decision	-	-	-	1.0	-	-	-	-	-	-	-	0.0
Missouri	1/3	-	-	-	-	-	-	DNP	Knee Injury	-	-	-	1.0	-	-	-	-	-	-	-	0.0
Vanderbilt	1/6	-	-	-	-	-	-	DNP	Knee Injury	-	-	-	1.0	-	-	-	-	-	-	-	0.0
at Alabama	1/9	-	-	-	-	-	-	DNP	Knee Injury	-	-	-	1.0	-	-	-	-	-	-	-	0.0
at Georgia	1/13	-	-	-	-	-	-	DNP	Knee Injury	-	-	-	1.0	-	-	-	-	-	-	-	0.0
Kentucky	1/16	-	-	-	-	-	-	DNP	Knee Injury	-	-	-	1.0	-	-	-	-	-	-	-	0.0
Tennessee	1/20	-	-	-	-	-	-	DNP	Knee Injury	-	-	-	1.0	-	-	-	-	-	-	-	0.0
at Florida	1/24	-	-	-	-	-	-	DNP	Knee Injury	-	-	-	1.0	-	-	-	-	-	-	-	0.0
Texas Tech	1/27	-	-	-	-	-	-	DNP	Coaches Decision	-	-	-	1.0	-	-	-	-	-	-	-	0.0
Miss. State	1/31	-	-	-	-	-	-	DNP	Coaches Decision	-	-	-	1.0	-	-	-	-	-	-	-	0.0
at Texas A&M	2/3	-	-	-	-	-	-	DNP	Coaches Decision	-	-	-	1.0	-	-	-	-	-	-	-	0.0
at Arkansas	2/6	-	-	-	-	-	-	DNP	Coaches Decision	-	-	-	1.0	-	-	-	-	-	-	-	0.0
Florida	2/10	-	-	-	-	-	-	DNP	Coaches Decision	-	-	-	1.0	-	-	-	-	-	-	-	0.0
at Tennessee	2/13	-	-	-	-	-	-	DNP	Coaches Decision	-	-	-	1.0	-	-	-	-	-	-	-	0.0
Auburn	2/17	-	-	-	-	-	-	DNP	Coaches Decision	-	-	-	1.0	-	-	-	-	-	-	-	0.0
Georgia	2/21	-	-	-	-	-	-	DNP	Coaches Decision	-	-	-	1.0	-	-	-	-	-	-	-	0.0
at Miss. State	2/24	-	-	-	-	-	-	DNP	Coaches Decision	-	-	-	1.0	-	-	-	-	-	-	-	0.0
LSU	2/28	-	-	-	-	-	-	DNP	Coaches Decision	-	-	-	1.0	-	-	-	-	-	-	-	0.0
at Auburn	3/3	-	-	-	-	-	-	DNP	Coaches Decision	-	-	-	1.0	-	-	-	-	-	-	-	0.0
vs. Ole Miss	3/7	-	-	-	-	-	-	DNP	Coaches Decision	-	-	-	1.0	-	-	-	-	-	-	-	0.0
vs. NCAA Tourn.	3/15-4/2	-	-	-	-	-	-	-	-	-	-	-	-	-	-	-	-	-	-	-	-

## CAREER STATISTICS

Season	GP-GS	Min	Avg	FG	FGA	Pct	3FG	3FGA	Pct	FT	FTA	Pct	Off	Def	Tot	Avg	PF	FO	Ast	TO	Blk	Stl	Pts	Avg
2016-17	5-0	11	2.2	0	0	.000	0	0	.000	0	0	.000	0	1	1	0.2	4	0	0	1	0	0	0	0.0
2017-18	2-0	3	1.5	0	0	.000	0	0	.000	0	0	.000	0	2	2	1.0	0	0	0	0	0	0	0	0.0
Totals	7-0	14	2.0	0	0	.000	0	0	.000	0	0	.000	0	3	3	0.4	4	0	0	1	0	0	0	0.0

## (SEC ONLY)

Season	GP-GS	Min	Avg	FG	FGA	Pct	3FG	3FGA	Pct	FT	FTA	Pct	Off	Def	Tot	Avg	PF	FO	Ast	TO	Blk	Stl	Pts	Avg
2017	2-0	6	3.0	0	0	.000	0	0	.000	0	0	.000	0	0	0	0.0	1	0	0	0	0	0	0	0.0





# #12 KHADIM GUEYE

SOPHOMORE | FORWARD | 7'0" | 248 | 1 LETTER

DAKAR, SENEGAL/VICTORY ROCK PREP

## SEASON NOTABLES

- > Saw action in 28 games last season
- > Scored three points with a block in exhibition vs. Erskine (Oct. 30), and posted two points with two rebounds in Hoops 4 Hurricane Relief exhibition vs. Virginia Tech (Nov. 5)
- > Saw 10 minutes of action in opener at Wofford (Nov. 10), pulling down four rebounds
- > Played seven minutes and notched one rebound in win at FIU (Nov. 27)
- > Pulled down a rebound with one steal vs. Limestone (Dec. 27)
- > Saw five minutes of action in win at No. 20 Florida (Jan. 24), had a rebound and a block
- > Recorded nine minutes and pulled down three rebounds in loss at Texas A&M (Feb. 3)
- > Played season-high 13 minutes off the bench in loss at No. 18 Tennessee (Feb. 13), had a rebound and a steal

## GUEYE'S CAREER HIGHS

### Points

Career 6, vs. SC State (Nov. 18, 2016)

Season -

### Field Goals

Career 2, vs. Lander (Dec. 27, 2016)

Season -

### Field Goal Attempts

Career 3, twice, last vs. Lander (Dec. 27, 2016)

Season 1, twice, last at Tennessee (Feb. 13, 2018)

### 3-Point Field Goals

Career -

Season -

### 3-Point Field Goal Attempts

Career -

Season -

### Free Throws

Career 4, vs. SC State (Nov. 18, 2016)

Season -

### Free Throw Attempts

Career 4, vs. SC State (Nov. 18, 2016)

Season 2, vs. Kentucky (Jan. 16, 2018)

### Rebounds

Career 5, vs. SC State (Nov. 18, 2016)

Season 4, at Wofford (Nov. 10, 2017)

### Assists

Career 1, twice, last vs. Georgia (Feb. 4, 2017)

Season -

### Blocks

Career 2, twice, last vs. Lander (Dec. 27, 2016)

Season 1, at Florida (Jan. 24, 2018)

### Steals

Career 1, 4x, last at Tennessee (Feb. 13, 2018)

Season 1, 2x, last at Tennessee (Feb. 13, 2018)

### Minutes

Career 18, vs. Lander (Dec. 27, 2016)

Season 13, at Tennessee (Feb. 13, 2018)

## SUPERLATIVES

'17-18 Season Career

Team high blocks\* 1 3

\* led or shared team lead

## 2017-18 GAME-BY-GAME STATS

Opponent	Date	GS	Min	FG-FGA	Pct	3FG-FGA	Pct	FT-FTA	Pct	Off	Def	Tot	Avg	PF	FO	A	TO	Blk	Stl	Pts	Avg
at Wofford	11/10	-	10	0-0	.000	0-0	.000	0-0	.000	2	2	4	4.0	2	0	0	2	0	0	0	0.0
Western Michigan	11/13	-	4	0-0	.000	0-0	.000	0-0	.000	0	0	0	2.0	0	0	0	0	0	0	0	0.0
vs. Illinois State	11/16	-	5	0-0	.000	0-0	.000	0-0	.000	0	0	0	1.3	1	0	0	0	0	0	0	0.0
vs. UTEP	11/17	-	2	0-0	.000	0-0	.000	0-0	.000	0	0	0	1.0	1	0	0	0	0	0	0	0.0
vs. Western Michigan	11/19	-	-	-	-	-	-	DNP	Coaches Decision	-	-	-	1.0	-	-	-	-	-	-	-	0.0
at FIU	11/27	-	7	0-0	.000	0-0	.000	0-0	.000	1	0	1	1.0	2	0	0	2	0	0	0	0.0
vs. Temple	11/30	-	-	-	-	-	-	DNP	Coaches Decision	-	-	-	1.0	-	-	-	-	-	-	-	0.0
UMass	12/2	-	-	-	-	-	-	DNP	Coaches Decision	-	-	-	1.0	-	-	-	-	-	-	-	0.0
Wyoming	12/6	-	-	-	-	-	-	DNP	Coaches Decision	-	-	-	1.0	-	-	-	-	-	-	-	0.0
Coastal Carolina	12/9	-	-	-	-	-	-	DNP	Coaches Decision	-	-	-	1.0	-	-	-	-	-	-	-	0.0
at Clemson	12/19	-	-	-	-	-	-	DNP	Coaches Decision	-	-	-	1.0	-	-	-	-	-	-	-	0.0
Limestone	12/27	-	9	0-0	.000	0-0	.000	0-0	.000	0	1	1	1.0	2	0	0	0	0	1	0	0.0
at Ole Miss	12/31	-	4	0-0	.000	0-0	.000	0-0	.000	0	0	0	0.9	0	0	0	0	0	0	0	0.0
Missouri	1/3	-	5	0-0	.000	0-0	.000	0-0	.000	0	1	1	0.9	0	0	0	0	0	0	0	0.0
Vanderbilt	1/6	-	-	-	-	-	-	DNP	Coaches Decision	-	-	-	0.9	-	-	-	-	-	-	-	0.0
at Alabama	1/9	-	1	0-1	.000	0-0	.000	0-0	.000	0	0	0	0.8	0	0	0	0	0	0	0	0.0
at Georgia	1/13	-	-	-	-	-	-	DNP	Coaches Decision	-	-	-	0.8	-	-	-	-	-	-	-	0.0
Kentucky	1/16	-	1	0-0	.000	0-0	.000	0-2	.000	0	0	0	0.7	1	0	0	0	0	0	0	0.0
Tennessee	1/20	-	-	-	-	-	-	DNP	Coaches Decision	-	-	-	0.7	-	-	-	-	-	-	-	0.0
at Florida	1/24	-	5	0-0	.000	0-0	.000	0-0	.000	0	1	1	0.6	2	0	0	0	1	0	0	0.0
Texas Tech	1/27	-	7	0-0	.000	0-0	.000	0-0	.000	0	0	0	0.7	0	0	0	1	0	0	0	0.0
Miss. State	1/31	-	4	0-0	.000	0-0	.000	0-0	.000	0	0	0	0.6	0	0	0	0	0	0	0	0.0
at Texas A&M	2/3	-	9	0-0	.000	0-0	.000	0-0	.000	2	1	3	0.9	2	0	0	0	0	0	0	0.0
at Arkansas	2/6	-	1	0-0	.000	0-0	.000	0-0	.000	0	0	0	0.7	0	0	0	0	0	0	0	0.0
Florida	2/10	-	1	0-0	.000	0-0	.000	0-0	.000	0	0	0	0.7	0	0	0	0	0	0	0	0.0
at Tennessee	2/13	-	13	0-1	.000	0-0	.000	0-0	.000	0	1	1	0.7	3	0	0	0	0	1	0	0.0
Auburn	2/17	-	-	-	-	-	-	DNP	Coaches Decision	-	-	-	0.7	-	-	-	-	-	-	-	0.0
Georgia	2/21	-	-	-	-	-	-	DNP	Coaches Decision	-	-	-	0.7	-	-	-	-	-	-	-	0.0
at Miss. State	2/24	-	-	-	-	-	-	DNP	Coaches Decision	-	-	-	0.7	-	-	-	-	-	-	-	0.0
LSU	2/28	-	-	-	-	-	-	DNP	Coaches Decision	-	-	-	0.7	-	-	-	-	-	-	-	0.0
at Auburn	3/3	-	-	-	-	-	-	DNP	Coaches Decision	-	-	-	0.7	-	-	-	-	-	-	-	0.0
vs. Ole Miss	3/7	-	-	-	-	-	-	DNP	Coaches Decision	-	-	-	0.7	-	-	-	-	-	-	-	0.0
vs. NCAA Tour.	3/15-4/2																				

## CAREER STATISTICS

Season	GP-GS	Min	Avg	FG	FGA	Pct	3FG	3FGA	Pct	FT	FTA	Pct	Off	Def	Tot	Avg	PF	FO	Ast	TO	Blk	Stl	Pts	Avg
2016-17	28-0	198	7.1	3	12	.250	0	0	.000	5	8	.625	8	18	26	0.9	41	0	2	10	7	2	11	0.4
2017-18	17-0	88	5.2	0	2	.000	0	0	.000	0	2	.000	5	7	12	0.7	16	0	0	5	1	2	0	0.0
Totals	45-0	286	6.4	3	14	.214	0	0	.000	5	10	.500	13	25	38	0.8	57	0	2	15	8	4	11	0.2

## (SEC ONLY)

Season	GP-GS	Min	Avg	FG	FGA	Pct	3FG	3FGA	Pct	FT	FTA	Pct	Off	Def	Tot	Avg	PF	FO	Ast	TO	Blk	Stl	Pts	Avg
2017	14-0	77	5.5	0	2	.000	0	0	.000	0	0	.000	2	7	9	0.6	16	0	1	5	1	1	0	0.0
2018	10-0	44	4.4	0	2	.000	0	0	.000	0	2	.000	2	4	6	0.6	8	0	0	0	1	1	0	0.0
Totals	24-0	121	5.0	0	4	.000	0	0	.000	0	2	.000	4	11	15	0.6	24	0	1	5	2	2	0	0.0



# #23 EVAN HINSON

SOPHOMORE | GUARD | 6'4" | 240 | 1 LETTER

DELTONA, FLA./DELTONA

## SEASON NOTABLES

- > Also a tight end on the Gamecock football team
- > Saw action in eight contests last season, scoring a season best four points in SEC Tournament action vs. Alabama
- > Dressed for the first time in the 2017-18 season vs. UMASS (Dec. 2) but did not log any minutes
- > Saw first action of the season in win vs. Wyoming (Dec. 6), played two minutes off the bench but did not score
- > Played five minutes off the bench and scored three points in win vs. Coastal Carolina (Dec. 9)
- > Logged 14 minutes of action in loss vs. Mizzou (Jan. 3), scored two points, had four rebounds, an assist, a block and a steal
- > Made first career start in win vs. Vanderbilt (Jan. 6), scored six points in 13 minutes of action
- > Started second straight game in loss at Alabama (Jan. 9), played 16 minutes and had five points
- > Was in the starting lineup for the third straight contest in win at Georgia (Jan. 13), dropped a career-high eight points thanks to a pair of 3-pointers in the first half, also logged career high with 19 minutes
- > Tied career high with eight points in road win at No. 20 Florida (Jan. 24), made a pair of 3s in the first half, also had two rebounds, an assist, block and steal in 17 minutes of action
- > Had two assists, a steal and a block in win vs. No. 10 Auburn (Feb. 17)
- > Matched career high with eight points in just 12 minutes in loss at Miss. State (Feb. 24)

## HINSON'S CAREER HIGHS

### Points

Career 8, 3x, last at Miss. State (Feb. 24, 2018)

Season 8, 3x, last at Miss. State (Feb. 24, 2018)

### Field Goals

Career 3, 2x, last at Florida (Jan. 24, 2018)

Season 3, at Florida (Jan. 24, 2018)

### Field Goal Attempts

Career 7, at Georgia (Jan. 13, 2018)

Season 7, at Georgia (Jan. 13, 2018)

### 3-Point Field Goals

Career 2, 2x, last at Florida (Jan. 24, 2018)

Season 2, 2x, last at Florida (Jan. 24, 2018)

### 3-Point Field Goal Attempts

Career 4, at Florida (Jan. 24, 2018)

Season 4, at Florida (Jan. 24, 2018)

### Free Throws

Career 3, vs. Texas Tech (Jan. 27, 2018)

Season 3, vs. Texas Tech (Jan. 27, 2018)

### Free Throw Attempts

Career 4, 2x, vs. Texas Tech (Jan. 27, 2018)

Season 4, 2x, vs. Texas Tech (Jan. 27, 2018)

### Rebounds

Career 4, 2x, last at Arkansas (Feb. 6, 2018)

Season 4, 2x, last at Arkansas (Feb. 6, 2018)

### Assists

Career 2, vs. Auburn (Feb. 17, 2018)

Season 2, vs. Auburn (Feb. 17, 2018)

### Blocks

Career 1, 4x, last vs. Auburn (Feb. 17, 2018)

Season 1, 4x, last vs. Auburn (Feb. 17, 2018)

### Steals

Career 1, 7x, last vs. Auburn (Feb. 17, 2018)

Season 1, 5x, last vs. Auburn (Feb. 17, 2018)

### Minutes

Career 19, at Georgia (Jan. 13, 2018)

Season 19, at Georgia (Jan. 13, 2018)

## 2017-18 GAME-BY-GAME STATS

Opponent	Date	GS	Min	FG-FGA	Pct	3FG-FGA	Pct	FT-FTA	Pct	Off	Def	Tot	Avg	PF	FO	A	TO	Blk	Stl	Pts	Avg
at Wofford	11/10	-	-	-	-	-	-	-	-	-	-	-	-	-	-	-	-	-	-	-	-
Western Michigan	11/13	-	-	-	-	-	-	-	-	-	-	-	-	-	-	-	-	-	-	-	-
vs. Illinois State	11/16	-	-	-	-	-	-	-	-	-	-	-	-	-	-	-	-	-	-	-	-
vs. UTEP	11/17	-	-	-	-	-	-	-	-	-	-	-	-	-	-	-	-	-	-	-	-
vs. Western Michigan	11/19	-	-	-	-	-	-	-	-	-	-	-	-	-	-	-	-	-	-	-	-
at FIU	11/27	-	-	-	-	-	-	-	-	-	-	-	-	-	-	-	-	-	-	-	-
vs. Temple	11/30	-	-	-	-	-	-	-	-	-	-	-	-	-	-	-	-	-	-	-	-
UMass	12/2	-	-	-	-	-	-	-	-	-	-	-	-	-	-	-	-	-	-	-	-
Wyoming	12/6	-	2	0-0	.000	0-0	.000	0-0	.000	0	0	0	0.0	-	-	-	-	-	-	-	0.0
Coastal Carolina	12/9	-	5	1-2	.500	0-0	.000	1-2	.500	0	0	0	0.0	1	0	0	1	0	0	3	1.5
at Clemson	12/19	-	2	0-0	.000	0-0	.000	0-0	.000	0	0	0	0.0	2	0	0	0	0	0	0	1.0
Limestone	12/27	-	-	-	-	-	-	-	-	-	-	-	-	-	-	-	-	-	-	-	-
at Ole Miss	12/31	-	-	-	-	-	-	-	-	-	-	-	-	-	-	-	-	-	-	-	-
Missouri	1/3	-	14	0-1	.000	0-0	.000	2-2	1.000	0	4	4	1.0	2	0	1	1	1	1	2	1.3
Vanderbilt	1/6	*	13	2-4	.500	0-2	.000	2-2	1.000	0	2	2	1.2	2	0	0	0	0	0	6	2.2
at Alabama	1/9	*	16	2-3	.667	0-0	.000	1-1	1.000	0	2	2	1.3	1	0	1	1	1	0	5	2.7
at Georgia	1/13	*	19	2-7	.286	2-3	.667	2-4	.500	0	2	2	1.4	1	0	0	1	0	1	8	3.4
Kentucky	1/16	*	9	1-2	.500	1-2	.500	0-0	.000	0	1	1	1.4	2	0	0	1	0	0	3	3.4
Tennessee	1/20	*	7	0-0	.000	0-0	.000	0-0	.000	0	2	2	1.4	2	0	0	2	0	0	0	3.0
at Florida	1/24	*	17	3-6	.500	2-4	.500	0-0	.000	0	2	2	1.5	2	0	1	1	1	1	8	3.5
Texas Tech	1/27	*	9	0-1	.000	0-1	.000	3-4	.750	0	0	0	1.4	1	0	0	1	0	0	3	3.5
Miss. State	1/31	*	13	1-8	.125	0-2	.000	0-0	.000	2	1	3	1.5	1	0	1	1	0	0	2	3.3
at Texas A&M	2/3	*	17	2-4	.500	1-2	.500	1-2	.500	0	1	1	1.5	0	0	0	1	0	1	6	3.5
at Arkansas	2/6	*	8	0-0	.000	0-0	.000	0-0	.000	2	2	4	1.6	2	0	0	2	0	0	0	3.3
Florida	2/10	*	8	0-1	.000	0-0	.000	0-0	.000	0	0	0	1.5	1	0	0	0	0	0	0	3.1
at Tennessee	2/13	*	8	2-6	.333	0-2	.000	0-2	.000	0	0	0	1.4	2	0	1	0	0	0	4	3.1
Auburn	2/17	*	17	1-4	.250	0-1	.000	0-1	.000	0	1	1	1.4	1	0	2	2	1	1	2	3.1
Georgia	2/21	*	4	0-0	.000	0-0	.000	0-0	.000	0	1	1	1.4	3	0	0	0	0	0	0	2.9
at Miss. State	2/24	*	12	2-2	1.000	1-1	1.000	3-5	.600	0	1	1	1.4	1	0	0	1	0	0	8	3.2
LSU	2/28	-	7	1-1	1.000	1-1	1.000	0-0	.000	0	0	0	1.3	1	0	0	0	0	0	3	3.2
at Auburn	3/3	-	4	0-1	.000	0-0	.000	0-0	.000	0	1	1	1.3	1	0	0	0	0	0	0	3.0
vs. Ole Miss	3/7	*	8	0-1	.000	0-0	.000	0-0	.000	1	0	1	1.3	2	0	0	0	0	0	0	2.9
vs. NCAA Tourn.	3/15-4/2																				

## CAREER STATISTICS

Season	GP-GS	Min	Avg	FG	FGA	Pct	3FG	3FGA	Pct	FT	FTA	Pct	Off	Def	Tot	Avg	PF	FO	Ast	TO	Blk	Stl	Pts	Avg
2016-17	8-0	21	2.6	3	8	.375	1	5	.200	2	2	1.000	2	3	5	0.6	3	0	1	0	0	2	9	1.1
2017-18	22-16	219	10.0	20	54	.370	8	21	.381	15	25	.600	5	23	28	1.3	32	0	7	16	4	5	63	3.9
Totals	30-16	240	8.0	23	62	.371	9	26	.346	17	27	.630	7	26	33	1.1	35	0	8	16	4	7	72	2.4

## (SEC ONLY)

Season	GP-GS	Min	Avg	FG	FGA	Pct	3FG	3FGA	Pct	FT	FTA	Pct	Off	Def	Tot	Avg	PF	FO	Ast	TO	Blk	Stl	Pts	Avg
2017	5-0	13	2.6	1	4	.250	1	3	.333	2	2	1.000	0	3	3	0.6	3	0	1	0	0	2	5	1.0
2017-18	17-14	193	11.4	19	50	.380	8	20	.400	11	19	.579	4	23	27	1.6	25	0	7	14	4	5	57	3.4
Totals	22-14	206	9.4	20	54	.370	9	23	.391	13	21	.619	4	26	30	1.4	28	0	8	14	4	7	62	2.8



# #21 MAIK KOTSAR

SOPHOMORE | FORWARD | 6'10" | 260 | 1 LETTER

TALLIN, ESTONIA/SUNRISE CHRISTIAN ACADEMY

## SEASON NOTABLES

- > Tallied season-high 14 points on 6-of-10 shooting in team's blowout victory over UTEP (Nov. 17), led the team with two steals in the contest, also hit first career 3-pointer in the game
- > Had two steals, four rebounds and six points in win vs. Western Michigan in final game of Puerto Rico Tip-Off (Nov. 19), fourth-straight game with multiple steals
- > Matched career-high with 16 points in road win at FIU (Nov. 27), set career-highs for field goals made (8) and assists (6), also had three steals in 33 minutes
- > Had season-high eight rebounds to go alongside eight points in win vs. UMass (Dec. 2, 2017)
- > Poured in 12 points and pulled down six rebounds in win vs. No. 18 Kentucky (Jan. 16), also had three steals, his six makes on nine attempts at the free throw line both marked new career highs
- > Led the team with five assists in loss to No. 21 Tennessee (Jan. 20), also had eight points, five rebounds and a pair of steals
- > Scored nine points, had six rebounds and a team-high four assists in road win at No. 20 Florida (Jan. 24)
- > Played season-low 10 minutes due to foul trouble in loss at No. 18 Tennessee (Feb. 13)
- > Had eight points and two steals in win vs. No. 10 Auburn (Feb. 10)
- > Grabbed season-high nine rebounds in win vs. Georgia (Feb. 21)
- > Went 6-for-6 at FT line in Senior Night win over LSU (Feb. 28)
- > Had 14 points in SEC Tournament win vs. Ole Miss (March 7), scored 13 in the first half, went 6-for-12 and also had five rebounds

## SUPERLATIVES

	'17-18 Season	Career
Double-figure scoring	10	19
Double-doubles	-	1
3+ steals	3	5
Team high scoring*	1	2
Team high rebounding*	6	15
Team high blocks*	8	14

\* led or shared team lead

## 2017-18 GAME-BY-GAME STATS

Opponent	Date	GS	Min	FG-FGA	Pct	3FG-FGA	Pct	FT-FTA	Pct	Off	Def	Tot	Avg	PF	FO	A	TO	Blk	Stl	Pts	Avg
at Wofford	11/10	*	25	5-10	.500	0-1	.000	3-4	.750	2	1	3	3.0	3	0	4	1	0	1	13	13.0
Western Michigan	11/13	*	29	4-10	.400	0-2	.000	2-6	.333	3	3	6	4.5	2	0	1	2	1	2	10	11.5
vs. Illinois State	11/16	*	22	3-6	.500	0-0	.000	1-2	.500	2	4	6	5.0	5	1	1	4	0	2	7	10.0
vs. UTEP	11/17	*	20	6-10	.600	1-2	.500	1-2	.500	1	1	2	4.3	3	0	0	0	0	2	14	11.0
vs. Western Michigan	11/19	*	29	3-7	.429	0-0	.000	0-3	.000	1	3	4	4.2	3	0	0	1	1	2	6	10.0
at FIU	11/27	*	33	8-13	.615	0-1	.000	0-1	.000	3	3	6	4.5	1	0	6	1	1	3	16	11.0
vs. Temple	11/30	*	32	5-7	.714	2-2	1.000	0-0	.000	3	0	3	4.3	4	0	2	2	0	1	12	11.1
UMass	12/2	*	24	4-8	.500	0-1	.000	0-3	.000	3	5	8	4.8	4	0	1	1	0	3	8	10.8
Wyoming	12/6	*	30	3-8	.375	0-1	.000	0-3	.000	0	4	4	4.7	2	0	2	3	0	1	6	10.2
Coastal Carolina	12/9	*	30	3-7	.429	0-0	.000	0-0	.000	2	2	4	4.6	1	0	2	0	1	0	6	9.8
at Clemson	12/19	*	32	3-5	.600	0-0	.000	0-0	.000	1	5	6	4.7	1	0	0	1	2	1	6	9.5
Limestone	12/27	*	26	6-10	.600	0-0	.000	1-1	1.000	3	1	4	4.7	3	0	0	3	2	0	13	9.8
at Ole Miss	12/31	*	31	0-7	.000	0-1	.000	2-3	.666	0	4	4	4.6	3	0	2	4	1	0	2	9.2
Missouri	1/3	*	33	3-8	.375	0-2	.000	3-3	1.000	2	2	4	4.6	2	0	2	1	3	0	9	9.1
Vanderbilt	1/6	*	20	1-2	.500	0-0	.000	0-0	.000	0	5	5	4.6	4	0	1	2	1	0	2	8.7
at Alabama	1/9	*	26	4-9	.444	0-2	.000	2-4	.500	1	4	5	4.6	3	0	1	3	0	0	10	8.8
at Georgia	1/13	*	24	1-10	.100	0-1	.000	0-0	.000	3	2	5	4.6	5	1	0	1	0	0	2	8.4
Kentucky	1/16	*	24	3-4	.750	0-0	.000	6-9	.667	0	6	6	4.7	4	0	0	0	0	3	12	8.6
Tennessee	1/20	*	31	3-6	.500	0-0	.000	2-2	1.000	2	3	5	4.7	5	0	5	3	0	2	8	8.5
at Florida	1/24	*	22	3-6	.500	1-1	1.000	2-2	1.000	2	4	6	4.8	4	0	4	1	1	0	9	8.6
Texas Tech	1/27	*	32	3-7	.429	0-1	.000	1-2	.500	3	4	7	4.9	0	0	2	2	0	2	7	8.5
Miss. State	1/31	*	31	3-8	.375	0-2	.000	2-4	.500	0	4	4	4.9	2	0	1	2	1	0	8	8.5
at Texas A&M	2/3	*	15	1-3	.333	0-0	.000	0-0	.000	0	3	3	4.8	2	0	0	1	0	0	2	8.2
at Arkansas	2/6	*	19	2-4	.500	1-1	1.000	2-2	1.000	1	3	4	4.8	3	0	1	1	0	2	7	8.1
Florida	2/10	*	34	2-10	.200	0-3	.000	1-2	.500	1	4	5	4.8	1	0	1	1	1	0	5	8.0
at Tennessee	2/13	*	10	1-1	1.000	1-1	1.000	0-0	.000	1	1	2	4.7	4	0	1	2	0	0	3	7.8
Auburn	2/17	*	17	3-10	.300	0-0	.000	2-4	.500	0	1	1	4.5	3	0	0	3	0	0	8	7.8
Georgia	2/21	*	26	1-10	.100	0-0	.000	0-1	.000	7	2	9	4.7	3	0	2	1	0	1	2	7.6
at Miss. State	2/24	*	37	5-11	.455	0-1	.000	1-2	.500	1	6	7	4.8	2	0	1	3	1	1	11	7.7
LSU	2/28	*	28	1-8	.125	0-1	.000	6-6	1.000	1	3	4	4.7	4	0	1	0	0	0	8	7.7
at Auburn	3/3	*	16	1-3	.333	0-0	.000	0-0	.000	2	1	3	4.7	3	0	0	3	0	0	2	7.5
vs. Ole Miss	3/7	*	33	6-12	.500	0-0	.000	2-3	.667	2	3	5	4.7	0	0	1	2	0	0	14	7.8
vs. NCAA Tourn.	3/15-4/2																				

## CAREER STATISTICS

Season	GP-GS	Min	Avg	FG	FGA	Pct	3FG	3FGA	Pct	FT	FTA	Pct	Off	Def	Tot	Avg	PF	FO	Ast	TO	Blk	Stl	Pts	Avg
2016-17	37-33	895	24.2	97	198	.490	0	0	.000	21	53	.396	72	104	176	4.8	117	5	26	44	14	27	215	5.8
2017-18	32-32	841	26.3	100	240	.417	6	27	.222	42	74	.568	53	97	150	4.7	89	3	45	55	17	31	248	7.8
Totals	69-65	1736	25.2	197	438	.450	6	27	.222	63	127	.496	125	201	326	4.7	206	8	71	99	31	58	463	6.7

## (SEC ONLY)

Season	GP-GS	Min	Avg	FG	FGA	Pct	3FG	3FGA	Pct	FT	FTA	Pct	Off	Def	Tot	Avg	PF	FO	Ast	TO	Blk	Stl	Pts	Avg
2017	18-15	417	23.2	32	79	.405	0	0	.000	11	29	.379	32	51	83	4.6	63	3	10	26	9	8	75	4.2
2018	18-18	444	24.7	38	120	.317	3	16	.188	31	44	.705	24	58	82	4.6	57	2	23	32	9	11	110	6.1
Totals	36-33	861	23.9	70	199	.352	3	16	.188	42	73	.575	56	109	165	4.6	120	5	33	58	18	19	185	5.1





# #25 CHRISTIAN SCHMITT

SOPHOMORE | GUARD | 6'0" | 180 | 1 LETTER

MARS, PA. | MARS AREA HIGH SCHOOL

## SEASON NOTABLES

- > Saw action in five games during rookie season
- > Logged one minute of playing time in team's home opener victory over Western Michigan (Nov. 13)
- > Played three minutes in the team's victory over UTEP (Nov. 17)
- > Saw action vs. Limestone (Dec. 27)

## SCHMITT'S CAREER HIGHS

### Points

Career -

Season -

### Field Goals

Career -

Season -

### Field Goal Attempts

Career 1, 3x, last vs. Limestone (Dec. 27, 2017)

Season 1, 2x, last vs. Limestone (Dec. 27, 2017)

### 3-Point Field Goals

Career -

Season -

### 3-Point Field Goal Attempts

Career 1, 2x, last vs. UTEP (Nov. 17, 2017)

Season 1, vs. UTEP (Nov. 17, 2017)

### Free Throws

Career -

Season -

### Free Throw Attempts

Career -

Season -

### Rebounds

Career -

Season -

### Assists

Career -

Season -

### Blocks

Career -

Season -

### Steals

Career -

Season -

### Minutes

Career 3, 2x, last vs. UTEP (Nov. 17, 2017)

Season 2, vs. Limestone (Dec. 27, 2017)

## 2017-18 GAME-BY-GAME STATS

Opponent	Date	GS	Min	FG-FGA	Pct	3FG-FGA	Pct	FT-FTA	Pct	Off	Def	Tot	Avg	PF	FO	A	TO	Blk	Stl	Pts	Avg
at Wofford	11/10	-	-	-	-	-	-	-DNP - Coaches Decision	-	-	-	-	-	-	-	-	-	-	-	-	-
Western Michigan	11/13	-	1	0-0	.000	0-0	.000	0-0	.000	0	0	0	0.0	0	0	0	0	0	0	0	0.0
vs. Illinois State	11/16	-	-	-	-	-	-	DNP Coaches Decision-	-	-	-	-	0.0	-	-	-	-	-	-	-	0.0
vs. UTEP	11/17	-	3	0-1	.000	0-1	.000	0-0	.000	0	0	0	0.0	0	0	0	0	0	0	0	0.0
vs. Western Michigan	11/19	-	-	-	-	-	-	DNP Coaches Decision-	-	-	-	-	0.0	-	-	-	-	-	-	-	0.0
at FIU	11/27	-	-	-	-	-	-	DNP Coaches Decision-	-	-	-	-	0.0	-	-	-	-	-	-	-	0.0
vs. Temple	11/30	-	-	-	-	-	-	DNP Coaches Decision-	-	-	-	-	0.0	-	-	-	-	-	-	-	0.0
UMass	12/2	-	-	-	-	-	-	DNP Coaches Decision-	-	-	-	-	0.0	-	-	-	-	-	-	-	0.0
Wyoming	12/6	-	-	-	-	-	-	DNP Coaches Decision-	-	-	-	-	0.0	-	-	-	-	-	-	-	0.0
Coastal Carolina	12/9	-	-	-	-	-	-	DNP Coaches Decision-	-	-	-	-	0.0	-	-	-	-	-	-	-	0.0
at Clemson	12/19	-	-	-	-	-	-	DNP Coaches Decision-	-	-	-	-	0.0	-	-	-	-	-	-	-	0.0
Limestone	12/27	-	2	0-1	.000	0-1	.000	0-0	.000	0	0	0	0.0	0	0	0	0	0	0	0	0.0
at Ole Miss	12/31	-	-	-	-	-	-	DNP Coaches Decision-	-	-	-	-	0.0	-	-	-	-	-	-	-	0.0
Missouri	1/3	-	-	-	-	-	-	DNP Coaches Decision-	-	-	-	-	0.0	-	-	-	-	-	-	-	0.0
Vanderbilt	1/6	-	-	-	-	-	-	DNP Coaches Decision-	-	-	-	-	0.0	-	-	-	-	-	-	-	0.0
at Alabama	1/9	-	-	-	-	-	-	DNP Coaches Decision-	-	-	-	-	0.0	-	-	-	-	-	-	-	0.0
at Georgia	1/13	-	-	-	-	-	-	DNP Coaches Decision-	-	-	-	-	0.0	-	-	-	-	-	-	-	0.0
Kentucky	1/16	-	-	-	-	-	-	DNP Coaches Decision-	-	-	-	-	0.0	-	-	-	-	-	-	-	0.0
Tennessee	1/20	-	-	-	-	-	-	DNP Coaches Decision-	-	-	-	-	0.0	-	-	-	-	-	-	-	0.0
at Florida	1/24	-	-	-	-	-	-	DNP Coaches Decision-	-	-	-	-	0.0	-	-	-	-	-	-	-	0.0
Texas Tech	1/27	-	-	-	-	-	-	DNP Coaches Decision-	-	-	-	-	0.0	-	-	-	-	-	-	-	0.0
Miss. State	1/31	-	-	-	-	-	-	DNP Coaches Decision-	-	-	-	-	0.0	-	-	-	-	-	-	-	0.0
at Texas A&M	2/3	-	-	-	-	-	-	DNP Coaches Decision-	-	-	-	-	0.0	-	-	-	-	-	-	-	0.0
at Arkansas	2/6	-	-	-	-	-	-	DNP Coaches Decision-	-	-	-	-	0.0	-	-	-	-	-	-	-	0.0
Florida	2/10	-	-	-	-	-	-	DNP Coaches Decision-	-	-	-	-	0.0	-	-	-	-	-	-	-	0.0
at Tennessee	2/13	-	-	-	-	-	-	DNP Coaches Decision-	-	-	-	-	0.0	-	-	-	-	-	-	-	0.0
Auburn	2/17	-	-	-	-	-	-	DNP Coaches Decision-	-	-	-	-	0.0	-	-	-	-	-	-	-	0.0
Georgia	2/21	-	-	-	-	-	-	DNP Coaches Decision-	-	-	-	-	0.0	-	-	-	-	-	-	-	0.0
at Miss. State	2/24	-	-	-	-	-	-	DNP Coaches Decision-	-	-	-	-	0.0	-	-	-	-	-	-	-	0.0
LSU	2/28	-	-	-	-	-	-	DNP Coaches Decision-	-	-	-	-	0.0	-	-	-	-	-	-	-	0.0
at Auburn	3/3	-	-	-	-	-	-	DNP Coaches Decision-	-	-	-	-	0.0	-	-	-	-	-	-	-	0.0
Ole Miss	3/7	-	-	-	-	-	-	DNP Coaches Decision-	-	-	-	-	0.0	-	-	-	-	-	-	-	0.0
vs. NCAA Tourn.	3/15-4/2	-	-	-	-	-	-	-	-	-	-	-	-	-	-	-	-	-	-	-	-

## CAREER STATISTICS

Season	GP-GS	Min	Avg	FG	FGA	Pct	3FG	3FGA	Pct	FT	FTA	Pct	Off	Def	Tot	Avg	PF	FO	Ast	TO	Blk	Stl	Pts	Avg
2016-17	5-0	7	1.4	0	1	.000	0	1	.000	0	0	.000	0	0	0	0.0	1	0	0	2	0	0	0	0.0
2017-18	3-0	6	2.0	0	2	.000	0	2	.000	0	0	.000	0	0	0	0.0	0	0	0	0	0	0	0	0.0
Totals	8-0	13	1.7	0	3	.000	0	3	.000	0	0	.000	0	0	0	0.0	1	0	0	2	0	0	0	0.0

## (SEC ONLY)

Season	GP-GS	Min	Avg	FG	FGA	Pct	3FG	3FGA	Pct	FT	FTA	Pct	Off	Def	Tot	Avg	PF	FO	Ast	TO	Blk	Stl	Pts	Avg
2017	1-0	1	1.0	0	0	.000	0	0	.000	0	0	.000	0	0	0	0.0	0	0	0	0	0	0	0	0.0



# #0 DAVID BEATTY

FRESHMAN | GUARD | 6'2" | 205 | HS

PHILADELPHIA, PA. | IMHOTEP INSTITUTE CHARTER H.S.

## SEASON NOTABLES

- > Scored eight points with three rebounds in exhibition vs. Erskine (Oct. 30)
- > Tallied six points, hitting a pair of 3s, with two assists in Gamecock debut at Wofford (Nov. 10)
- > Scored seven points, adding two assists and a steal in home opener win over Western Michigan (Nov. 13)
- > Played 15 minutes off the bench with seven points and two rebounds in loss vs. Illinois State (Nov. 16)
- > Matched season-high with two assists in 16 minutes of action vs. UTEP (Nov. 17)
- > Scored career-high 13 points in loss vs. Temple (Nov. 30, 2017) at Madsion Square Garden, played a career-high 23 minutes off the bench and went 6-for-11 from the floor
- > Season high 16 points, hitting 6-of-11 attempts from the field, including a 3, in home win over Limestone (Dec. 27); also three assists vs. the Saints
- > Played season-high 33 minutes off the bench in loss at Ole Miss (Dec. 31), had solid all-around game scoring nine points with six rebounds (career high), two assists and two steals
- > Had six points and six rebounds (tied career high) in loss vs. Mississippi State (Jan. 31)

## SUPERLATIVES

	'17-18 Season	Career
Double-figure scoring	2	2

\* led or shared team lead

## BEATTY'S SEASON HIGHS

### Points

16, vs. Limestone (Dec. 27, 2017)

### Field Goals

6, twice, last vs. Limestone (Dec. 27, 2017)

### Field Goal Attempts

11, 3x, last vs. Mizzou (Jan. 3, 2018)

### 3-Point Field Goals

2, at Wofford (Nov. 10, 2017)

### 3-Point Field Goal Attempts

5, 3x, last vs. Miss. State (Jan. 31, 2018)

### Free Throws

3, vs. Limestone (Dec. 27, 2017)

### Free Throw Attempts

5, vs. Limestone (Dec. 27, 2017)

### Rebounds

6, 2x, last vs. Miss. State (Jan. 31, 2018)

### Assists

3, vs. Limestone (Dec. 27, 2017)

### Blocks

1, 2x, last vs. Mizzou (Jan. 3, 2018)

### Steals

2, 2x, last vs. Vanderbilt (Jan. 6, 2018)

### Minutes

33, at Ole Miss (Dec. 31, 2017)

## 2017-18 GAME-BY-GAME STATS

Opponent	Date	GS	Min	FG-FGA	Pct	3FG-FGA	Pct	FT-FTA	Pct	Off	Def	Tot	Avg	PF	FO	A	TO	Blk	Stl	Pts	Avg
at Wofford	11/10	-	19	2-6	.333	2-4	.500	0-0	.000	0	0	0	0.0	2	0	2	1	0	0	6	6.0
Western Michigan	11/13	-	21	2-7	.286	1-2	.500	2-2	1.000	0	0	0	0.0	1	0	2	1	0	1	7	6.5
vs. Illinois State	11/16	-	15	2-6	.333	1-2	.500	2-2	1.000	0	2	2	0.6	5	1	0	0	0	0	7	6.7
vs. UTEP	11/17	-	16	1-5	.200	0-3	.000	0-0	.000	0	2	2	1.0	0	0	2	0	0	1	2	5.5
vs. Western Michigan	11/19	-	5	0-1	.000	0-1	.000	0-0	.000	1	0	1	1.0	2	0	1	1	0	0	0	4.0
at FIU	11/27	-	4	0-1	.000	0-1	.000	0-0	.000	0	0	0	0.8	0	0	0	0	0	0	0	3.7
vs. Temple	11/30	-	23	6-11	.545	1-5	.200	0-0	.000	0	0	0	0.7	3	0	2	1	1	1	13	5.0
UMass	12/2	-	6	0-1	.000	0-0	.000	0-0	.000	0	0	0	0.6	1	0	0	0	0	0	0	4.4
Wyoming	12/6	-	7	0-2	.000	0-1	.000	0-0	.000	0	1	1	0.7	2	0	1	1	0	0	0	3.9
Coastal Carolina	12/9	-	-	-	-	-	DNP due to injury	-	-	-	-	-	0.7	-	-	-	-	-	-	-	3.9
at Clemson	12/19	-	14	2-5	.400	0-2	.000	1-2	.500	0	0	0	0.6	1	0	0	0	0	1	5	4.0
Limestone	12/27	-	22	6-11	.545	1-3	.333	3-5	.600	1	1	2	0.7	4	0	3	1	0	0	16	5.1
at Ole Miss	12/31	-	33	4-10	.400	1-4	.250	0-1	.000	0	6	6	1.2	3	0	2	3	0	2	9	5.4
Missouri	1/3	-	18	2-11	.182	1-5	.200	1-2	.500	0	0	0	1.1	2	0	1	0	1	1	6	5.5
Vanderbilt	1/6	-	24	1-7	.143	1-2	.500	0-1	.000	0	0	0	1.0	2	0	1	6	0	2	3	5.3
at Alabama	1/9	-	11	0-3	.000	0-1	.000	2-2	1.000	0	1	1	1.0	1	0	0	1	0	0	2	5.1
at Georgia	1/13	-	4	0-2	.000	0-1	.000	2-2	1.000	0	1	1	1.0	1	0	0	0	0	0	2	4.9
Kentucky	1/16	-	7	0-3	.000	0-2	.000	0-0	.000	1	0	1	1.0	0	0	0	1	0	0	0	4.6
Tennessee	1/20	-	-	-	-	-	DNP Coaches Decision-	-	-	-	-	-	1.0	-	-	-	-	-	-	-	4.6
at Florida	1/24	-	11	0-3	.000	0-1	.000	0-0	.000	0	0	0	0.9	1	0	0	1	0	0	0	4.3
Texas Tech	1/27	-	14	0-5	.000	0-3	.000	2-2	1.000	0	0	0	0.9	1	0	1	0	0	1	2	4.2
Miss. State	1/31	-	23	2-7	.286	1-5	.200	1-1	1.000	3	3	6	1.2	2	0	0	1	0	1	6	4.3
at Texas A&M	2/3	-	9	0-5	.000	0-2	.000	0-0	.000	1	0	1	1.1	1	0	1	1	0	0	0	4.1
at Arkansas	2/6	-	7	0-2	.000	0-1	.000	0-0	.000	0	0	0	1.1	2	0	1	0	0	0	0	3.9
Florida	2/10	-	12	0-3	.000	0-1	.000	0-0	.000	0	0	0	1.0	2	0	0	0	0	0	0	3.7
at Tennessee	2/13	-	1	0-0	.000	0-0	.000	0-0	.000	0	0	0	1.0	1	0	1	0	0	0	0	3.6
Auburn	2/17	-	-	-	-	-	DNP Coaches Decision-	-	-	-	-	-	1.0	-	-	-	-	-	-	-	3.6
Georgia	2/21	-	-	-	-	-	DNP Coaches Decision-	-	-	-	-	-	1.0	-	-	-	-	-	-	-	3.6
at Miss. State	2/24	-	5	0-0	.000	0-0	.000	0-0	.000	0	0	0	1.0	0	0	0	0	0	1	0	3.4
LSU	2/28	-	1	0-0	.000	0-0	.000	0-0	.000	0	0	0	0.9	0	0	0	0	0	0	0	3.3
at Auburn	3/3	-	3	0-0	.000	0-0	.000	0-0	.000	0	1	1	0.9	2	0	0	0	0	0	0	3.2
vs. Ole Miss	3/7	-	2	0-0	.000	0-0	.000	0-0	.000	0	2	2	1.0	0	0	0	2	0	0	0	3.1
vs. NCAA Tour.	3/15-4/2																				

## CAREER STATISTICS

Season	GP-GS	Min	Avg	FG	FGA	Pct	3FG	3FGA	Pct	FT	FTA	Pct	Off	Def	Tot	Avg	PF	FO	Ast	TO	Blk	Stl	Pts	Avg
2017-18	28-0	336	12.0	30	117	.256	10	52	.192	16	22	.727	7	20	27	1.0	40	1	21	22	2	12	86	3.1

## (SEC ONLY)

Season	GP-GS	Min	Avg	FG	FGA	Pct	3FG	3FGA	Pct	FT	FTA	Pct	Off	Def	Tot	Avg	PF	FO	Ast	TO	Blk	Stl	Pts	Avg
2018	15-0	169	11.3	9	56	.161	4	25	.160	6	9	.667	5	12	17	1.1	18	0	7	14	1	7	28	1.9



# #33 JASON CUDD

FRESHMAN | FORWARD | 7'1" | 255 | HS

MYRTLE BEACH, S.C. | SOCASTEE

## SEASON NOTABLES

- > Tallied three points with a pair of rebounds and a block in Hoops 4 Hurricane Relief exhibition vs. Virginia Tech (Nov. 5)
- > Saw action in opener at Wofford (Nov. 10)
- > Played two minutes in home-opening victory over MAC favorite Western Michigan (Nov. 13)
- > Scored first collegiate points after sinking a pair of free throws in win over UTEP (Nov. 17), also pulled down three rebounds in six minutes of work
- > Logged nine minutes in win vs. UMass (Dec. 2), posted first collegiate assist in the contest
- > Played eight minutes vs. Limestone (Dec. 27), scoring season high four points with two rebounds
- > Made SEC debut in loss vs. Mizzou (Jan. 3), scored two points in nine minutes of action
- > Saw 15 minutes of action in win vs. Vanderbilt (Jan. 6), had three points, three rebounds and first career block in the victory
- > Played career-high 16 minutes off the bench in loss at Alabama (Jan. 9)
- > Had three points and three rebounds in 14 minutes in loss at Texas A&M (Feb. 3)
- > Sunk three free throws and pulled down four rebounds (both career highs) in loss vs. Florida (Feb. 10)
- > Scored two points, grabbed two rebounds and recorded a block in 14 minutes in loss at No. 18 Tennessee (Feb. 18)
- > Poured in career-high six points in just five minutes of action in win vs. No. 10 Auburn (Feb. 17)
- > Saw seven minutes of action in win vs. Georgia (Feb. 21) and tallied one block

## CUDD'S SEASON HIGHS

### Points

6, vs. Auburn (Feb. 17, 2018)

### Field Goals

2, 2x, vs. Auburn (Feb. 17, 2018)

### Field Goal Attempts

4, at Tennessee (Feb. 13, 2018)

### 3-Point Field Goals

-

### 3-Point Field Goal Attempts

-

### Free Throws

3, vs. Florida (Feb. 10, 2018)

### Free Throw Attempts

6, vs. Florida (Feb. 10, 2018)

### Rebounds

4, vs. Florida (Feb. 10, 2018)

### Assists

1, 3x, last at Texas A&M (Feb. 3, 2018)

### Blocks

1, 3x, vs. Georgia (Feb. 21, 2018)

### Steals

-

### Minutes

16, last at Alabama (Jan. 9, 2018)

## 2017-18 GAME-BY-GAME STATS

Opponent	Date	GS	Min	FG-FGA	Pct	3FG-FGA	Pct	FT-FTA	Pct	Off	Def	Tot	Avg	PF	FO	A	TO	Blk	Stl	Pts	Avg
at Wofford	11/10	-	1	0-0	.000	0-0	.000	0-0	.000	0	0	0	0.0	0	0	0	0	0	0	0	0.0
Western Michigan	11/13	-	2	0-0	.000	0-0	.000	0-0	.000	0	0	0	0.0	1	0	0	1	0	0	0	0.0
vs. Illinois State	11/16	-	-	-	-	-	-	-	-	-	-	-	-	-	-	-	-	-	-	-	0.0
vs. UTEP	11/17	-	6	0-1	.000	0-0	.000	2-2	1.000	1	2	3	1.0	3	0	0	0	0	0	2	0.5
vs. Western Michigan	11/19	-	-	-	-	-	-	-	-	-	-	-	-	-	-	-	-	-	-	-	0.7
at FIU	11/27	-	-	-	-	-	-	-	-	-	-	-	-	-	-	-	-	-	-	-	0.7
vs. Temple	11/30	-	1	0-0	.000	0-0	.000	2-2	1.000	0	1	1	1.0	0	0	0	0	0	0	2	1.0
UMass	12/2	-	9	0-0	.000	0-0	.000	0-0	.000	0	0	0	0.8	0	0	1	1	0	0	0	0.8
Wyoming	12/6	-	1	0-0	.000	0-0	.000	0-0	.000	0	0	0	0.7	0	0	0	0	0	0	0	0.7
Coastal Carolina	12/9	-	-	-	-	-	-	-	-	-	-	-	-	-	-	-	-	-	-	-	0.7
at Clemson	12/19	-	-	-	-	-	-	-	-	-	-	-	-	-	-	-	-	-	-	-	0.7
Limestone	12/27	-	8	2-3	.667	0-0	.000	0-0	.000	1	1	2	0.9	1	0	0	1	0	0	4	1.1
at Ole Miss	12/31	-	-	-	-	-	-	-	-	-	-	-	-	-	-	-	-	-	-	-	1.1
Missouri	1/3	-	9	1-2	.500	0-0	.000	0-0	.000	0	0	0	0.8	1	0	0	0	0	0	2	1.3
Vanderbilt	1/6	-	15	1-2	.500	0-0	.000	1-2	.500	1	2	3	1.0	1	0	1	0	1	0	3	1.4
at Alabama	1/9	-	16	0-2	.000	0-0	.000	1-2	.500	1	1	2	1.7	0	0	0	1	0	0	1	2.0
at Georgia	1/13	-	3	0-0	.000	0-0	.000	0-0	.000	0	0	0	1.0	1	0	0	0	0	0	0	1.3
Kentucky	1/16	-	9	0-1	.000	0-0	.000	0-0	.000	0	0	0	0.9	0	0	0	0	0	0	0	1.2
Tennessee	1/20	-	3	0-0	.000	0-0	.000	0-0	.000	0	0	0	0.8	0	0	0	0	0	0	0	1.1
at Florida	1/24	-	1	0-0	.000	0-0	.000	0-0	.000	0	1	1	0.9	0	0	0	0	0	0	0	1.0
Texas Tech	1/27	-	-	-	-	-	-	-	-	-	-	-	-	-	-	-	-	-	-	-	1.0
Miss. State	1/31	-	-	-	-	-	-	-	-	-	-	-	-	-	-	-	-	-	-	-	1.0
at Texas A&M	2/3	-	14	1-3	.333	0-0	.000	1-1	1.000	3	0	3	1.0	3	0	1	0	0	0	3	1.1
at Arkansas	2/6	-	7	0-0	.000	0-0	.000	0-0	.000	0	0	0	0.9	0	0	0	0	0	0	0	1.1
Florida	2/10	-	12	0-0	.000	0-0	.000	3-6	.500	0	4	4	1.1	0	0	0	0	0	0	3	1.2
at Tennessee	2/13	-	14	1-4	.250	0-0	.000	0-0	.000	1	1	2	1.4	1	0	0	1	1	0	2	1.3
Auburn	2/17	-	5	2-2	1.000	0-0	.000	2-2	1.000	1	0	1	1.2	4	0	0	0	0	0	6	1.5
Georgia	2/21	-	7	0-1	.000	0-0	.000	0-0	.000	0	0	0	1.1	1	0	0	0	1	0	0	1.4
at Miss. State	2/24	-	7	1-2	.500	0-0	.000	0-0	.000	0	0	0	1.0	0	0	0	0	0	0	2	1.4
LSU	2/28	-	2	0-0	.000	0-0	.000	0-0	.000	0	0	0	1.0	2	0	0	0	0	0	0	1.4
at Auburn	3/3	-	-	-	-	-	-	-	-	-	-	-	-	-	-	-	-	-	-	-	1.4
vs. Ole Miss	3/7	-	4	0-0	.000	0-0	.000	0-0	.000	0	0	0	1.0	0	0	0	0	0	0	0	1.3
vs. NCAA Tour.	3/15-4/2																				

## CAREER STATISTICS

Season	GP-GS	Min	Avg	FG	FGA	Pct	3FG	3FGA	Pct	FT	FTA	Pct	Off	Def	Tot	Avg	PF	FO	Ast	TO	Blk	Stl	Pts	Avg
2017-18	23-0	156	6.8	9	23	.391	0	0	.000	12	17	.706	9	13	22	1.0	19	0	3	5	3	0	30	1.3

## (SEC ONLY)

Season	GP-GS	Min	Avg	FG	FGA	Pct	3FG	3FGA	Pct	FT	FTA	Pct	Off	Def	Tot	Avg	PF	FO	Ast	TO	Blk	Stl	Pts	Avg
2018	15-0	124	8.3	7	19	.368	0	0	.000	8	13	.615	7	9	16	1.1	14	0	2	2	3	0	22	1.5





# #14 IBRAHIM FAMOUKE DOUMBIA

FRESHMAN | FORWARD | 6'6" | 205 | HS

BAMAKO, MALI | MIAMI COUNTRY DAY SCHOOL

## SEASON NOTABLES

- > Tallied four points and collected four rebounds with a block in exhibition vs. Erskine (Oct. 30), before adding two points with an assist in Hoops 4 Hurricane Relif exhibition vs. Virginia Tech (Nov. 5)
- > Saw action in opener at Wofford (Nov. 10), pulling down two rebounds in just two minutes
- > Played two minutes in team's home-opening victory over Western Michigan (Nov. 13)
- > Scored two points (first collegiate basket) in five minutes of action in loss vs. Illinois State (Nov. 16)
- > Saw action vs. Limestone (Dec. 27), pulling down a season high five rebounds in eight minutes of action
- > Made SEC debut in loss vs. Mizzou (Jan. 3), recorded two points and a rebound in six minutes
- > Scored one point in four minutes of action in win over No. 18 Kentucky (Jan. 16)
- > Played five minutes and recorded first career steal in loss at Texas A&M (Feb. 3)
- > Tallied three points and a rebound in five minutes of work in loss at No. 18 Tennessee (Feb. 13)

## FAMOUKE DOUMBIA'S SEASON HIGHS

### Points

3, at Tennessee (Feb. 13, 2018)

### Field Goals

1, 3x, last at Tennessee (Feb. 13, 2018)

### Field Goal Attempts

4, 2x, last vs. Mizzou (Jan. 3, 2018)

### 3-Point Field Goals

-

### 3-Point Field Goal Attempts

1, vs. Mizzou (Jan. 3, 2018)

### Free Throws

1, at Tennessee (Feb. 13, 2018)

### Free Throw Attempts

2, at Tennessee (Feb. 13, 2018)

### Rebounds

5, vs. Limestone (Dec. 27, 2017)

### Assists

-

### Blocks

-

### Steals

1, at Texas A&M (Feb. 3, 2018)

### Minutes

8, vs. Limestone (Dec. 27, 2017)

## 2017-18 GAME-BY-GAME STATS

Opponent	Date	GS	Min	FG-FGA	Pct	3FG-FGA	Pct	FT-FTA	Pct	Off	Def	Tot	Avg	PF	FO	A	TO	Blk	Stl	Pts	Avg
at Wofford	11/10	-	2	0-1	.000	0-0	.000	0-0	.000	0	2	2	2.0	0	0	0	0	0	0	0	0.0
Western Michigan	11/13	-	2	0-0	.000	0-0	.000	0-0	.000	0	0	0	1.0	0	0	0	0	0	0	0	0.0
vs. Illinois State	11/16	-	5	1-1	1.000	0-0	.000	0-0	.000	0	0	0	0.7	2	0	0	0	0	0	2	0.7
vs. UTEP	11/17	-	3	0-0	.000	0-0	.000	0-0	.000	0	0	0	0.5	1	0	0	0	0	0	0	0.5
vs. Western Michigan	11/19	-	-	-	-	-	DNP	Coaches Decision	-	-	-	-	0.5	-	-	-	-	-	-	-	0.5
at FIU	11/27	-	1	0-0	.000	0-0	.000	0-0	.000	0	0	0	0.4	0	0	0	0	0	0	0	0.4
vs. Temple	11/30	-	-	-	-	-	DNP	Coaches Decision	-	-	-	-	0.4	-	-	-	-	-	-	-	0.4
UMass	12/2	-	-	-	-	-	DNP	Coaches Decision	-	-	-	-	0.4	-	-	-	-	-	-	-	0.4
Wyoming	12/6	-	1	0-0	.000	0-0	.000	0-0	.000	0	1	1	0.5	0	0	0	0	0	0	0	0.3
Coastal Carolina	12/9	-	-	-	-	-	DNP	Coaches Decision	-	-	-	-	0.5	-	-	-	-	-	-	-	0.3
at Clemson	12/19	-	-	-	-	-	DNP	Coaches Decision	-	-	-	-	0.5	-	-	-	-	-	-	-	0.3
Limestone	12/27	-	8	0-4	.000	0-1	.000	0-0	.000	1	4	5	1.1	3	0	0	0	0	0	0	0.3
at Ole Miss	12/31	-	-	-	-	-	DNP	Coaches Decision	-	-	-	-	1.1	-	-	-	-	-	-	-	0.3
Missouri	1/3	-	6	1-4	.250	0-1	.000	0-0	.000	1	0	1	1.1	1	0	0	0	0	0	0	0.5
Vanderbilt	1/6	-	-	-	-	-	DNP	Coaches Decision	-	-	-	-	1.1	-	-	-	-	-	-	-	0.5
at Alabama	1/9	-	1	0-0	.000	0-0	.000	0-0	.000	0	0	0	1.0	0	0	0	0	0	0	0	0.4
at Georgia	1/13	-	-	-	-	-	DNP	Coaches Decision	-	-	-	-	1.0	-	-	-	-	-	-	-	0.4
Kentucky	1/16	-	4	0-0	.000	0-0	.000	1-2	.500	0	0	0	0.9	1	0	0	0	0	0	1	0.5
Tennessee	1/20	-	-	-	-	-	DNP	Coaches Decision	-	-	-	-	0.9	-	-	-	-	-	-	-	0.5
at Florida	1/24	-	-	-	-	-	DNP	Coaches Decision	-	-	-	-	0.9	-	-	-	-	-	-	-	0.5
Texas Tech	1/27	-	-	-	-	-	DNP	Coaches Decision	-	-	-	-	0.9	-	-	-	-	-	-	-	0.5
Miss. State	1/31	-	-	-	-	-	DNP	Coaches Decision	-	-	-	-	0.9	-	-	-	-	-	-	-	0.5
at Texas A&M	2/3	-	5	0-2	.000	0-1	.000	0-0	.000	0	0	0	0.8	1	0	0	0	0	1	0	0.5
at Arkansas	2/6	-	-	-	-	-	DNP	Coaches Decision	-	-	-	-	0.8	-	-	-	-	-	-	-	0.5
Florida	2/10	-	-	-	-	-	DNP	Coaches Decision	-	-	-	-	0.8	-	-	-	-	-	-	-	0.5
at Tennessee	2/13	-	5	1-1	1.000	0-0	.000	1-2	.500	0	1	1	0.8	1	0	0	0	0	0	3	0.7
Auburn	2/17	-	-	-	-	-	DNP	Coaches Decision	-	-	-	-	0.8	-	-	-	-	-	-	-	0.7
Georgia	2/21	-	-	-	-	-	DNP	Coaches Decision	-	-	-	-	0.8	-	-	-	-	-	-	-	0.7
at Miss. State	2/24	-	-	-	-	-	DNP	Coaches Decision	-	-	-	-	0.8	-	-	-	-	-	-	-	0.7
LSU	2/28	-	-	-	-	-	DNP	Coaches Decision	-	-	-	-	0.8	-	-	-	-	-	-	-	0.7
at Auburn	3/3	-	-	-	-	-	DNP	Coaches Decision	-	-	-	-	0.8	-	-	-	-	-	-	-	0.7
vs. Ole Miss	3/7	-	-	-	-	-	DNP	Coaches Decision	-	-	-	-	0.8	-	-	-	-	-	-	-	0.7
vs. NCAA Tour.	3/15-4/2																				

## CAREER STATISTICS

Season	GP-GS	Min	Avg	FG	FGA	Pct	3FG	3FGA	Pct	FT	FTA	Pct	Off	Def	Tot	Avg	PF	FO	Ast	TO	Blk	Stl	Pts	Avg
2017-18	12-0	43	3.6	3	13	.231	0	3	.000	2	4	.500	2	8	10	0.8	10	0	0	0	0	1	8	0.7

## (SEC ONLY)

Season	GP-GS	Min	Avg	FG	FGA	Pct	3FG	3FGA	Pct	FT	FTA	Pct	Off	Def	Tot	Avg	PF	FO	Ast	TO	Blk	Stl	Pts	Avg
2018	5-0	21	4.2	2	7	.286	0	2	.000	2	4	.500	1	1	2	0.4	4	0	0	0	0	1	6	1.2



# #13 FELIPE HAASE

FRESHMAN | FORWARD | 6'9" | 249 | HS

OSORNO, CHILE | MIAMI (FLA.) CHRISTIAN SCHOOL

## SEASON NOTABLES

- > Played career-high 29 minutes in loss vs. Illinois State (Nov. 16), scoring five points with four rebounds, also had an assist and his first collegiate steal and block
- > Had seven points, seven rebounds and a steal in 24 minutes of action in victory over UTEP (Nov. 17)
- > Dropped 10 points with five rebounds, an assist and a steal in 26 minutes in win vs. Western Michigan (Nov. 19) in final game of the Puerto Rico Tip-Off, went 2-for-4 from behind the arc
- > Recorded first career double-double with 11 points and 10 rebounds in win vs. UMass (Dec. 2)
- > Went 7-for-12 from the field en route to scoring new career-high 17 points vs. Wyoming (Dec. 6), was just shy of notching double-double as he finished with nine rebounds, hit season-high three 3s and tied for team lead with three assists in 22 minutes =
- > Pulled down a team high eight rebounds, adding five points, an assist and a steal in home win over Limestone (Dec. 27)
- > Saw 24 minutes of action off the bench in first career SEC game, a loss at Ole Miss (Dec. 31), scored nine points and pulled down six rebounds
- > Had career-high four assists in win vs. No. 18 Kentucky (Jan. 16)
- > Had 11 points in loss vs. No. 14 Texas Tech (Jan. 27), played just 11 minutes but went 4-for-5 from the field
- > Scored five points, had six rebounds and dished out two assists in win vs. No. 10 Auburn (Feb. 17)
- > Poured in 12 points off the bench in win vs. Georgia (Feb. 21), marking a season-high in SEC play, hit two 3s and had six rebounds
- > Had 11 points and six boards in loss at Miss. State (Feb. 24)
- > Played career-high 31 minutes in loss at No. 14 Auburn (March 3)

## SUPERLATIVES

	'17-18 Season	Career
Double-figure scoring	7	7

\* led or shared team lead

## 2017-18 GAME-BY-GAME STATS

Opponent	Date	GS	Min	FG-FGA	Pct	3FG-FGA	Pct	FT-FTA	Pct	Off	Def	Tot	Avg	PF	FO	A	TO	Blk	Stl	Pts	Avg
at Wofford	11/10	-	23	4-6	.667	2-3	.667	0-1	.000	1	4	5	5.0	2	0	0	0	0	0	10	10.0
Western Michigan	11/13	-	25	1-3	.333	1-3	.333	4-6	.667	2	7	9	7.0	2	0	3	2	0	0	7	8.5
vs. Illinois State	11/16	-	29	2-6	.333	1-1	1.000	0-0	.000	0	4	4	6.0	2	0	1	0	1	1	5	7.3
vs. UTEP	11/17	-	24	3-7	.429	1-3	.333	0-0	.000	2	5	7	6.3	2	0	0	0	0	1	7	7.3
vs. Western Michigan	11/19	-	26	3-5	.600	2-4	.500	2-2	1.000	1	4	5	6.0	3	0	1	2	0	1	10	7.8
at FIU	11/27	-	9	2-5	.400	0-1	.000	0-0	.000	0	1	1	5.2	2	0	0	5	0	0	4	7.2
vs. Temple	11/30	-	18	0-2	.000	0-2	.000	1-2	.500	0	1	1	4.6	0	0	0	2	0	2	1	6.3
UMass	12/2	-	29	4-9	.444	0-2	.000	3-4	.750	1	9	10	5.3	1	0	0	2	1	2	11	6.9
Wyoming	12/6	-	22	7-12	.583	3-7	.429	0-0	.000	2	7	9	5.7	0	0	3	1	0	0	17	8.0
Coastal Carolina	12/9	-	14	3-4	.750	0-1	.000	1-1	1.000	1	4	5	5.6	0	0	0	2	0	0	7	7.9
at Clemson	12/19	-	22	1-5	.200	0-3	.000	0-0	.000	0	2	2	5.3	0	0	0	1	0	0	2	7.4
Limestone	12/27	-	20	2-5	.400	1-3	.333	0-0	.000	2	6	8	5.5	2	0	1	2	0	1	5	7.2
at Ole Miss	12/31	-	24	3-7	.429	1-3	.333	2-3	.666	1	5	6	5.5	1	0	1	1	0	0	9	7.3
Missouri	1/3	-	16	2-2	1.000	2-2	1.000	0-0	.000	0	2	2	5.3	3	0	0	1	1	0	6	7.2
Vanderbilt	1/6	-	16	1-8	.125	1-6	.167	0-0	.000	2	4	6	5.3	1	0	2	0	1	0	3	6.9
at Alabama	1/9	-	16	0-4	.000	0-2	.000	0-0	.000	1	0	1	5.1	1	0	1	1	0	0	0	6.5
at Georgia	1/13	-	20	1-8	.125	0-6	.000	0-0	.000	1	3	4	5.0	3	0	0	0	0	0	2	6.2
Kentucky	1/16	-	12	1-3	.333	0-1	.000	0-0	.000	0	2	2	4.8	5	1	4	1	0	0	2	6.0
Tennessee	1/20	-	20	0-3	.000	0-2	.000	0-0	.000	0	1	1	4.6	2	0	0	0	0	1	0	5.7
at Florida	1/24	-	25	1-4	.250	0-2	.000	3-4	.750	0	3	3	4.6	1	0	2	0	0	1	5	5.7
Texas Tech	1/27	-	11	4-5	.800	1-2	.500	2-2	1.000	1	1	2	4.4	2	0	1	0	0	0	11	5.9
Miss. State	1/31	-	23	2-8	.250	1-5	.200	0-0	.000	1	1	2	4.3	1	0	1	1	0	1	5	5.9
at Texas A&M	2/3	-	13	1-3	.333	1-3	.333	2-2	1.000	1	2	3	4.3	1	0	1	1	0	1	5	5.8
at Arkansas	2/6	-	25	4-8	.500	1-4	.250	0-0	.000	0	1	1	4.1	3	0	1	3	0	1	9	6.0
Florida	2/10	-	11	1-3	.333	0-0	.000	0-0	.000	1	0	1	4.0	2	0	0	0	0	0	2	5.8
at Tennessee	2/13	-	11	2-5	.400	0-2	.000	0-0	.000	0	0	0	3.8	3	0	0	1	0	0	4	5.7
Auburn	2/17	-	18	1-4	.250	0-3	.000	3-4	.750	3	3	6	3.9	3	0	2	0	1	0	5	5.7
Georgia	2/21	-	27	5-11	.455	2-6	.333	0-0	.000	2	4	6	4.0	4	0	0	2	0	1	12	5.9
at Miss. State	2/24	-	26	4-11	.364	1-4	.250	2-2	1.000	3	3	6	4.1	2	0	0	1	0	0	11	6.1
LSU	2/28	-	24	2-5	.400	1-3	.333	0-0	.000	0	1	1	4.0	3	0	1	0	0	0	5	6.1
at Auburn	3/3	-	31	2-8	.250	0-3	.000	0-0	.000	2	2	4	4.0	2	0	4	2	0	1	4	6.0
vs. Ole Miss	3/7	-	7	0-1	.000	0-0	.000	0-0	.000	0	1	1	3.9	3	0	2	0	0	0	0	5.8
vs. NCAA Tour.	3/15-4/2																				

## CAREER STATISTICS

Season	GP-GS	Min	Avg	FG	FGA	Pct	3FG	3FGA	Pct	FT	FTA	Pct	Off	Def	Tot	Avg	PF	FO	Ast	TO	Blk	Stl	Pts	Avg
2017-18	32-0	634	19.8	69	180	.383	23	91	.253	25	34	.735	31	93	124	3.9	61	1	32	34	5	15	186	5.8
(SEC ONLY)																								
Season	GP-GS	Min	Avg	FG	FGA	Pct	3FG	3FGA	Pct	FT	FTA	Pct	Off	Def	Tot	Avg	PF	FO	Ast	TO	Blk	Stl	Pts	Avg
2018	18-0	355	19.7	33	105	.314	11	56	.196	12	16	.750	18	37	55	3.1	40	1	20	15	3	7	89	4.9



# #10 JUSTIN MINAYA

FRESHMAN | FORWARD | 6'5" | 210 | HS

HARRINGTON PARK, N.J. | NORTHERN VALLEY AT OLD TAPPAN

## SEASON NOTABLES

- > Scored career-high 14 points on 4-of-7 shooting in victory over UTEP (Nov. 17), knocked down season-high three triples and had three assists and a steal in 28 minutes
- > Had nine points, three rebounds, two blocks and a steal in win over Western Michigan (Nov. 19) in the final game of the Puerto Rico Tip-Off, played 30-plus minutes for the first time in his career
- > Led team in minutes (36) and scored 13 points in road victory at FIU (Nov. 27), went 3-for-6 from behind the arc and had four rebounds, two assists and a steal
- > Dropped 11 points with seven rebounds and a pair of steals in loss vs. Temple (Nov. 30) at Madison Square Gardem
- > Had breakout game, leading the team with a new career-high 17 points in win vs. UMass (Dec. 2), played team-high 33 minutes and also had four rebounds
- > Finished with 11 points in win vs. Wyoming (Dec. 6) for fourth-straight game in double figures
- > Recorded 13 points, his fifth consecutive game in double-figures, in win vs. Coastal Carolina (Dec. 9)
- > Played season-low 14 minutes in SEC debut due to foul trouble in loss at Ole Miss (Dec. 32), scored four points and had four rebounds and four assists in limited action
- > Went 4-for-7 from 3-point land and dropped 16 points in loss vs. No. 21 Tennessee (Jan. 20), also had five rebounds and played a career-high 37 minutes
- > Had 11 points and five rebounds in loss to No. 14 Texas Tech (Jan. 28)
- > Scored 16 points and had seven rebounds in loss at Texas A&M (Feb. 3)
- > Posted eight points in 23 minutes in win vs. No. 10 Auburn (Feb. 17)
- > Swiped career-high three steals in win vs. Georgia (Feb. 21)
- > Scored 16 points in SEC Tournament win vs. Ole Miss (March 7), went 4-for-5 from behind the arc, tying a career high for made 3s

## SUPERLATIVES

	'17-18 Season	Career
Double-figure scoring	11	11
Team high scoring*	3	3
Team high assists*	5	5

\* led or shared team lead

## 2017-18 GAME-BY-GAME STATS

Opponent	Date	GS	Min	FG-FGA	Pct	3FG-FGA	Pct	FT-FTA	Pct	Off	Def	Tot	Avg	PF	FO	A	TO	Blk	Stl	Pts	Avg
at Wofford	11/10	*	24	2-5	.400	1-2	.500	1-1	1.000	2	2	4	4.0	1	0	2	2	1	0	6	6.0
Western Michigan	11/13	*	22	2-8	.250	0-4	.000	1-3	.333	2	3	5	4.5	3	0	2	0	0	0	5	5.5
vs. Illinois State	11/16	*	24	2-9	.222	1-5	.200	4-6	.667	3	5	8	5.7	4	0	1	1	0	0	9	6.7
vs. UTEP	11/17	*	28	4-7	.571	3-5	.600	3-4	.750	2	1	3	5.0	1	0	3	3	0	1	14	8.5
vs. Western Michigan	11/19	*	33	4-9	.444	1-4	.250	0-0	.000	1	2	3	4.6	1	0	0	2	2	1	9	8.6
at FIU	11/27	*	36	5-11	.455	3-6	.500	0-0	.000	1	3	4	4.5	3	0	2	1	0	1	13	9.3
vs. Temple	11/30	*	28	3-7	.429	1-3	.333	4-4	1.000	1	6	7	4.9	0	0	0	2	0	2	11	9.6
UMass	12/2	*	33	6-11	.545	1-4	.250	4-6	.667	1	3	4	4.8	1	0	1	2	0	0	17	10.5
Wyoming	12/6	*	23	4-8	.500	2-3	.667	1-2	.500	1	2	3	4.6	4	0	0	2	1	2	11	10.6
Coastal Carolina	12/9	*	33	4-9	.444	3-7	.429	2-2	1.000	2	2	4	4.5	2	0	1	4	0	1	13	10.8
at Clemson	12/19	*	29	0-6	.000	0-1	.000	0-0	.000	3	2	5	4.5	1	0	1	2	0	0	0	9.8
Limestone	12/27	*	16	1-6	.167	1-1	1.000	1-2	.500	1	3	4	4.5	1	0	1	0	0	1	4	9.3
at Ole Miss	12/31	*	14	2-3	.666	0-1	.000	0-0	.000	1	3	4	4.5	4	0	3	1	1	0	4	8.9
Missouri	1/3	*	30	3-7	.429	1-2	.500	1-3	.333	2	2	4	4.4	2	0	2	2	0	0	8	8.9
Vanderbilt	1/6	*	31	2-7	.286	1-3	.333	1-3	.333	2	3	5	4.5	3	0	1	0	1	1	6	8.7
at Alabama	1/9	*	29	3-7	.429	1-2	.500	0-0	.000	2	3	5	4.5	2	0	2	0	0	1	7	8.6
at Georgia	1/13	*	14	1-4	.250	0-1	.000	0-0	.000	2	2	4	4.5	3	0	2	0	0	0	2	8.2
Kentucky	1/16	*	16	1-8	.125	1-4	.250	1-2	.500	0	2	2	4.3	3	0	0	0	0	0	4	7.9
Tennessee	1/20	*	37	4-12	.250	4-7	.571	4-4	1.000	3	2	5	4.4	0	0	0	2	0	1	16	8.4
at Florida	1/24	*	23	2-5	.400	2-3	.667	0-0	.000	1	0	1	4.2	1	0	2	2	0	0	6	8.3
Texas Tech	1/27	*	28	5-11	.454	0-3	.000	1-1	1.000	4	1	5	4.2	4	0	2	2	0	0	11	8.4
Miss. State	1/31	-	-	-	-	-	-	-	-	-	-	-	4.2	-	-	-	-	-	-	-	8.4
at Texas A&M	2/3	-	32	5-11	.454	1-4	.250	5-5	1.000	6	1	7	4.4	0	0	1	2	0	0	16	8.7
at Arkansas	2/6	*	36	5-10	.500	1-3	.333	0-0	.000	1	3	4	4.3	5	1	4	1	1	0	11	8.8
Florida	2/10	*	22	1-3	.333	0-1	.000	0-0	.000	0	1	1	4.2	0	0	2	0	0	1	2	8.5
at Tennessee	2/13	*	34	2-6	.333	2-5	.400	0-0	.000	1	6	7	4.3	2	0	2	4	0	2	6	8.4
Auburn	2/17	*	23	4-7	.571	0-3	.000	0-0	.000	1	1	2	4.2	3	0	1	1	0	0	8	8.4
Georgia	2/21	*	27	0-7	.000	0-4	.000	0-0	.000	2	3	5	4.3	0	0	2	0	0	3	0	8.1
at Miss. State	2/24	*	32	1-6	.167	0-3	.000	0-0	.000	1	5	6	4.3	2	0	1	0	0	2	2	7.9
LSU	2/28	-	24	2-4	.500	1-3	.333	0-0	.000	0	1	1	4.2	2	0	2	1	1	0	5	7.8
at Auburn	3/3	*	31	1-4	.250	1-2	.500	1-2	.500	1	3	4	4.2	2	0	1	1	0	0	4	7.7
vs. Ole Miss	3/7	*	27	6-9	.667	4-5	.800	0-1	.000	2	2	4	4.2	1	0	3	2	0	0	16	7.9
vs. NCAA Tour.	3/15-4/2																				

## CAREER STATISTICS

Season	GP-GS	Min	Avg	FG	FGA	Pct	3FG	3FGA	Pct	FT	FTA	Pct	Off	Def	Tot	Avg	PF	FO	Ast	TO	Blk	Stl	Pts	Avg
2017-18	31-29	839	27.1	87	227	.383	37	104	.356	35	51	.686	52	78	130	4.2	60	1	47	40	8	20	246	7.9

## (SEC ONLY)

Season	GP-GS	Min	Avg	FG	FGA	Pct	3FG	3FGA	Pct	FT	FTA	Pct	Off	Def	Tot	Avg	PF	FO	Ast	TO	Blk	Stl	Pts	Avg
2018	17-15	455	26.8	39	111	.351	16	51	.314	13	19	.684	26	41	67	3.9	34	1	28	17	4	11	107	6.3



## THE LAST TIME IN SOUTH CAROLINA BASKETBALL


### AN INDIVIDUAL ...

<b>Scored 20 or more points:</b>	South Carolina: Frank Booker (21) and Chris Silva (21), vs. Ole Miss, March 7, 2018, in St. Louis, Mo. Opponent: Bryce Brown (29), Auburn, March 3, 2018, in Auburn, Ala.
<b>Scored 30 or more points:</b>	South Carolina: Sindarius Thornwell (44), vs. Alabama, Feb. 7, 2017, in Columbia, S.C. Opponent: Keenan Evans (31), Texas Tech, Jan. 27, 2018, in Columbia, S.C.
<b>Scored 35 or more points:</b>	South Carolina: Sindarius Thornwell (44) vs. Alabama, Feb. 7, 2017, in Columbia, S.C. Opponent: Kevin Punter (36), Tennessee, Jan. 23, 2016 in Knoxville, Tenn.
<b>Scored 40 or more points:</b>	South Carolina: Sindarius Thornwell (44), vs. Alabama, Feb. 7, 2017, in Columbia, S.C. Opponent: Austin Carr (43), Notre Dame, Dec. 30, 1969 in New Orleans, La.
<b>Collected 20 or more rebounds:</b>	South Carolina: Sindarius Thornwell (21), vs. Alabama, Feb. 7, 2017, in Columbia, S.C. Opponent: Ekpe Udoh (20), Baylor, Jan. 2, 2010 in Columbia, S.C.
<b>Collected 15 or more rebounds:</b>	South Carolina: Sindarius Thornwell (21), vs. Alabama, Feb. 7, 2017, in Columbia, S.C. Opponent: Amile Jefferson (15), Duke, March 19, 2017, in Greenville, S.C.
<b>Made 12 or more field goals:</b>	South Carolina: Laimonas Chatkevicius (15), vs. High Point, March 15, 2016, in Columbia, S.C. Opponent: Michael Frazier II (12), Florida, March 4, 2014 in Columbia, S.C.
<b>Made 10 or more field goals:</b>	South Carolina: Chris Silva (10), at FIU, Nov. 27, 2017, in Miami Opponent: Luwane Pipkins (10), UMass, Dec. 2, 2017, in Columbia, S.C.
<b>Attempted 20 or more field goals:</b>	South Carolina: Sindarius Thornwell (25) & PJ Dozier (24), vs. Alabama, Feb. 7, 2017, in Columbia, S.C. Opponent: Luwane Pipkins (20), UMass, Dec. 2, 2017, in Columbia, S.C.
<b>Attempted 25 or more field goals:</b>	South Carolina: Sindarius Thornwell, 25, vs. Alabama, Feb. 7, 2017 in Columbia, S.C. Opponent: Kemmy Burgess (Alaska-Anchorage), 26, Nov. 24, 2005 in Anchorage, Alaska
<b>Dished 10 or more assists:</b>	South Carolina: Devan Downey, 11, vs. LSU, March 13, 2008 in Atlanta, Ga. Opponent: 11, Jabril Durham, Arkansas, March 5, 2016 in Fayetteville, Ark.
<b>Swiped 5 or more steals:</b>	South Carolina: Sindarius Thornwell, 5, vs. Texas A&M, Jan. 7, 2017 in Columbia, S.C. Opponent: 6, Thomas Wilder, Western Michigan, Nov. 13, 2017 in Columbia, S.C.
<b>Blocked 5 or more shots:</b>	South Carolina: Chris Silva (5), vs. FIU, Dec. 4, 2016 in Columbia, S.C. Opponent: Robert Williams (5), Texas A&M, Feb. 3, 2018, in College Station, Texas
<b>Made 5 or more 3-point field goals:</b>	South Carolina: Frank Booker (6), vs. Ole Miss, March 7, 2018, in St. Louis, Mo Opponent: Bryce Brown (8), Auburn, March 3, 2018, in Auburn, Ala.
<b>Attempted 8 or more 3-point field goals:</b>	South Carolina: Frank Booker (12), vs. Ole Miss, March 7, 2018, in St. Louis, Mo Opponent: Bryce Brown (12), Auburn, March 3, 2018, in Auburn, Ala.
<b>Made 10 or more free throws:</b>	South Carolina: Chris Silva (13), vs. Ole Miss, March 7, 2018, in St. Louis, Mo Opponent: Mustapha Heron (10), Auburn, March 3, 2018, in Auburn, Ala.
<b>Attempted 15 or more free throws:</b>	South Carolina: Chris Silva (20), vs. Ole Miss, March 7, 2018, in St. Louis, Mo Opponent: Milik Yarbrough (18), Illinois State, Nov. 16, 2017, in Myrtle Beach, S.C.
<b>Played all 40 minutes of regulation:</b>	South Carolina: Duane Notice, vs. Texas A&M, Feb. 21, 2015 in Columbia, S.C. Opponent: Kenny Hairston, Limestone, Dec. 27, 2017, in Columbia, S.C.
<b>A player hit a last-second shot (within 3 seconds) to win a game:</b>	South Carolina: PJ Dozier (Buzzer Beater), vs. Monmouth, Nov. 15, 2016, in Columbia, S.C. Opponent: JJ Frazier (Free Throws), Georgia, March 11, 2016 in Nashville, Tenn.
<b>A player had a double-double:</b>	South Carolina: Chris Silva (21 points, 11 rebounds), vs. Ole Miss, March 7, 2018, in St. Louis, Mo Opponent: Bruce Stevens (15 points, 13 rebounds), Ole Miss, March 7, 2018, in St. Louis, Mo
<b>Two or more players had a double-double:</b>	South Carolina: Chris Silva (19 points, 11 rebounds), Frank Booker (27 points, 10 rebounds), at Auburn, March 3, 2018, in Auburn, Ala. Opponent: Sebastain Saiz (21 points, 15 rebounds), Justas Furmanavicius (12 points, 10 rebounds), Ole Miss, March 4, 2017, in Oxford, Miss.
<b>A player had a triple-double:</b>	South Carolina: Sam Muldrow (16 points, 14 rebounds, 10 blocks) vs. Vanderbilt, Jan. 8, 2011 in Columbia, S.C. *** Only second triple-double in South Carolina history (Chuck Eidson (25 points, 10 rebounds, 10 assists) vs. SC State, Nov. 29, 2002 in Columbia, S.C. Opponent: Daniel Hackett (Southern California - 22 points, 10 rebounds, 10 assists), Nov. 17, 2007 in Columbia, S.C.
<b>Scored 30 or more points in back-to-back games:</b>	South Carolina: Devan Downey, 30 vs. Kentucky, Jan. 26, 2010 in Columbia, S.C. 33 vs. Georgia, Jan. 30, 2010, in Columbia, S.C.
<b>Scored 25 or more points in back-to-back games:</b>	South Carolina: Frank Booker, 25, vs. LSU, Feb. 28, 2018, in Columbia, S.C. 27, at Auburn, March 3, 2018, in Auburn, Ala.

### A TEAM ...

<b>Scored 100 or more points:</b>	South Carolina: 103 vs. The Citadel, Nov. 12, 2007 in Columbia, S.C. Opponent: 107, Vanderbilt, Feb. 17, 1996 in Nashville, Tenn.
<b>Scored 50 points or less:</b>	South Carolina: 41, vs. Florida, Feb. 10, 2018, in Columbia, S.C. Opponent: 45, Limestone, Dec. 27, 2017, in Columbia, S.C.
<b>Scored 50 points in a half:</b>	South Carolina: 50 (1st half), vs. UTER, Nov. 17, 2017, in Myrtle Beach, S.C. Opponent: 50 (2nd half), Auburn, Feb. 17, 2018, in Columbia, S.C.
<b>Failed to score 25 points in a half:</b>	South Carolina: 24 (2nd half), vs. Georgia, Feb. 21, 2018, in Columbia, S.C. Opponent: 24 (2nd half), Florida, Feb. 10, 2018, in Columbia, S.C.

<b>Collected 50 or more rebounds:</b>	South Carolina: 52, vs. Limestone, Dec. 27, 2017, in Columbia, S.C. Opponent: 62, Alabama, Feb. 7, 2017, in Columbia, S.C.
<b>Shot 60% or better from the field:</b>	South Carolina: 60.0% (39-65), vs. High Point, March 15, 2016, in Columbia, S.C. Opponent: 69.6% (32-46) Missouri, Feb. 28, 2013, in Columbia, S.C.
<b>Shot 50% or better from the field:</b>	South Carolina: 50.9% (28-55), vs. UMass, Dec. 2, 2017, in Columbia, S.C. Opponent: 52.7% (29-55), Texas A&M, Feb. 3, 2018, in College Station, Texas
<b>Shot less than 30% from the field:</b>	South Carolina: 27.8% (15-54), vs. Florida, Feb. 10, 2018, in Columbia, S.C. Opponent: 25.0% (13-52), Limestone, Dec. 27, 2017, in Columbia, S.C.
<b>Shot 50% or better from 3-point range (at least 10 attempts):</b>	South Carolina: 52.2% (12-23), vs. LSU, Feb. 28, 2018, in Columbia, S.C. Opponent: 58.3% (14-24), Missouri, Jan. 3, 2018, in Columbia, S.C.
<b>Shot 20% or less from 3-point range (at least 10 attempts):</b>	South Carolina: 15.4% (2-13), vs. Florida, Feb. 10, 2018, in Columbia, S.C. Opponent: 18.5% (5-27), Auburn, Feb. 17, 2018, in Columbia, S.C.
<b>Dished 20 or more assists:</b>	South Carolina: 22, at FIU, Nov. 27, 2017, in Miami. Opponent: 20, Mississippi State, Feb. 27, 2016, in Starkville, Miss.
<b>Made 35 or more shots:</b>	South Carolina: 35, vs. Marquette, March 17, 2017, in Greenville, S.C. Opponent: 35, vs. Tennessee, March 5, 2009, in Columbia, S.C.
<b>Attempted 80 or more shots:</b>	South Carolina: 88 vs. Alabama, Feb. 7, 2017, in Columbia, S.C. Opponent: 83, LSU, Feb. 10, 1996, in Columbia, S.C.
<b>Attempted 70 or more shots:</b>	South Carolina: 70, vs. Texas A&M, Jan. 7, 2017, in Columbia, S.C. Opponent: 71, Alabama, Feb. 7, 2017, in Columbia, S.C.
<b>Made 10 or more 3-pointers:</b>	South Carolina: 12, vs. LSU, Feb. 28, 2018, in Columbia, S.C. Opponent: 11, Auburn, March 3, 2018, in Auburn, Ala.
<b>Did not make a 3-pointer:</b>	South Carolina: vs. Milwaukee, Nov. 11, 2012, in Columbia, S.C. Opponent: Florida, Jan. 18, 2017, in Columbia, S.C.
<b>Attempted 30 or more 3-pointers:</b>	South Carolina: 31, vs. Georgia, Feb. 21, 2018, in Columbia, S.C. Opponent: 31, Auburn, March 3, 2018, in Auburn, Ala.
<b>Attempted 25 or more 3-pointers:</b>	South Carolina: 31, vs. Georgia, Feb. 21, 2018, in Columbia, S.C. Opponent: 31, Auburn, March 3, 2018, in Auburn, Ala.
<b>Made 30 or more free throws:</b>	South Carolina: 35, vs. Alabama, Feb. 7, 2017, in Columbia, S.C. Opponent: 30, Auburn, Feb. 17, 2018, in Columbia, S.C.
<b>Attempted 40 or more free throws:</b>	South Carolina: 50, vs. Alabama, Feb. 7, 2017, in Columbia, S.C. Opponent: 42, Kentucky, March 1, 2014, in Columbia, S.C.
<b>Swiped 15 or more steals:</b>	South Carolina: 15 vs. Vanderbilt, Jan. 16, 2010, in Columbia, S.C. Opponent: 15, Monmouth, Nov. 15, 2016, in Columbia, S.C.
<b>Blocked 12 or more shots:</b>	South Carolina: 12, vs. Vanderbilt, Jan. 8, 2011, in Columbia, S.C. Opponent: 12, Mississippi State, Jan. 26, 2016, in Columbia, S.C.
<b>Blocked 8 or more shots:</b>	South Carolina: 8, at Georgia, Jan. 4, 2017, in Athens, Ga. Opponent: 10, Florida, Feb. 10, 2018, in Columbia, S.C.
<b>Won by 30 or more points:</b>	South Carolina: 42, vs. SC State, Nov. 18, 2016, in Columbia, S.C. Opponent: 34, Kentucky, Feb. 14, 2015, in Lexington, Ky.
<b>Won by 20 or more points:</b>	South Carolina: 29, vs. Limestone, Dec. 27, 2017, in Columbia, S.C. Opponent: 23, Texas A&M, Feb. 3, 2018, in College Station, Texas
<b>Played a single overtime game:</b>	Win: 83-74, vs. LSU, Feb. 28, 2018, in Columbia, S.C. Loss: 72-68 at Mississippi State, Feb. 24, 2018, in Starkville, Miss.
<b>Played a double overtime game:</b>	Win: 87-85 vs. WKU, Nov. 27, 2010, in Bowling Green, Ky. Loss: 98-88 vs. Louisville, Feb. 20, 1988, in Columbia, S.C.
<b>South Carolina played a No. 1 Team in the country:</b>	Win: 68-62 vs. Kentucky, Jan. 26, 2010, in Columbia, S.C. Loss: 77-43 loss at Kentucky, Feb. 14, 2015, in Lexington, Ky.
<b>South Carolina played a top-5 opponent:</b>	Win: 68-62 vs. No. 1/1 Kentucky, Jan. 26, 2010, in Columbia, S.C. Loss: 85-69 loss to No. 5/5 Kentucky, Jan. 21, 2017, in Lexington, Ky.
<b>South Carolina played a top-10 opponent:</b>	Win: 84-75 win vs. No. 10/11 Auburn, Feb. 17, 2018, in Columbia, S.C. Loss: 58-43 loss vs. Kentucky, Jan. 24, 2015, in Columbia, S.C.
<b>South Carolina played a top-25 opponent:</b>	Win: 77-72 win at No. 20/22 Florida, Jan. 24, 2018, in Gainesville, Fla. Loss: 79-70 at No. 14/15 Auburn, March 3, 2018, in Auburn, Ala.
<b>South Carolina defeated a ranked opponent:</b>	Home: 84-75 win vs. No. 10/11 Auburn, Feb. 17, 2018, in Columbia, S.C. Away: 77-72 win at No. 20/22 Florida, Jan. 24, 2018, in Gainesville, Fla. Neutral: 77-70 vs. No. 20/17 Florida, March 26, 2017, in New York City SEC Home: 84-75 win vs. No. 10/11 Auburn, Feb. 17, 2018, in Columbia, S.C. SEC Away: 77-72 win at No. 20/22 Florida, Jan. 24, 2018, in Gainesville, Fla. Non-conference away: 85-84 win at No. 19/20 Baylor, Jan. 2, 2009, in Waco, Texas
<b>South Carolina defeated a top 10 opponent:</b>	Home: 84-75 win vs. No. 10/11 Auburn, Feb. 17, 2018, in Columbia, S.C. Away: 81-78 win at No. 8/8 Texas A&M, Feb. 6, 2016, in College Station, Texas Neutral: 88-81 win vs. No. 7/7 Duke, March 19, 2017, in Greenville, S.C.
<b>A South Carolina win opened the season:</b>	Home: 85-76 win vs. La Tech on Nov. 11, 2016, in Columbia, S.C. Away: 73-52 win at Wofford on Nov. 10, 2017, in Spartanburg, S.C. Neutral: 74-61 win vs. Chaminade, Nov. 19, 2001, in Maui, Hawaii (Maui Invite)
<b>South Carolina opened SEC play:</b>	Home: 79-68 loss vs. Missouri, Jan. 3, 2018, in Columbia, S.C. Away: 74-69 loss at Ole Miss, Dec. 31, 2017, in Oxford, Miss.



# 2017-18 SOUTH CAROLINA GAMECOCKS

## RADIO/TV SPOT CHART




#0 | DAVID  
BEATTY



#2 | HASSANI  
GRAVETT



#5 | FRANK  
BOOKER



#10 | JUSTIN  
MINAYA



#12 | KHADIM  
GUEYE



#13 | FELIPE  
HAASE



#14 | IBRAHIM  
FAMOUKE DOUMBIA



#15 | WESLEY  
MYERS




#20 | TOMMY  
CORCHIANI



#21 | MAIK  
KOTSAR



#23 | EVAN  
HINSON



#25 | CHRISTIAN  
SCHMITT



#30 | CHRIS  
SILVA



#33 | JASON  
CUDD



FRANK  
MARTIN





**2017-18 South Carolina Basketball**  
**South Carolina Combined Team Statistics (as of Mar 08, 2018)**  
**All games**

RECORD:	OVERALL	HOME	AWAY	NEUTRAL
ALL GAMES	17-15	10-5	4-8	3-2
CONFERENCE	7-11	5-4	2-7	0-0
NON-CONFERENCE	10-4	5-1	2-1	3-2

##	Player	gp-gs	min	avg	Total		3-Point		F-Throw		Rebounds				pf	dq	a	to	blk	stl	pts	avg
					fg-fga	fg%	3fg-fga	3fg%	ft-fa	ft%	off	def	tot	avg								
30	SILVA, Chris	32-32	820	25.6	123-260	.473	5-12	.417	206-275	.749	102	151	253	7.9	112	5	38	84	44	21	457	14.3
05	BOOKER, Frank	32-18	858	26.8	123-283	.435	82-200	.410	79-103	.767	20	93	113	3.5	60	2	39	32	8	37	407	12.7
15	MYERS, Wesley	32-12	698	21.8	80-203	.394	30-70	.429	66-99	.667	19	59	78	2.4	73	3	52	44	4	21	256	8.0
10	MINAYA, Justin	31-29	839	27.1	87-227	.383	37-104	.356	35-51	.686	52	78	130	4.2	60	1	47	40	8	20	246	7.9
21	KOTSAR, Maik	32-32	841	26.3	100-240	.417	6-27	.222	42-74	.568	53	97	150	4.7	89	3	45	55	17	31	248	7.8
02	GRAVETT, Hassani	29-21	757	26.1	72-183	.393	27-84	.321	44-64	.688	17	88	105	3.6	54	0	105	65	7	12	215	7.4
13	HAASE, Felipe	32-0	634	19.8	69-180	.383	23-91	.253	25-34	.735	31	93	124	3.9	61	1	32	34	5	15	186	5.8
01	HOLDEN, Kory	14-0	152	10.9	17-52	.327	4-17	.235	9-15	.600	5	13	18	1.3	15	0	21	21	1	1	47	3.4
00	BEATTY, David	28-0	336	12.0	30-117	.256	10-52	.192	16-22	.727	7	20	27	1.0	40	1	21	22	2	12	86	3.1
23	HINSON, Evan	22-16	219	10.0	20-54	.370	8-21	.381	15-25	.600	5	23	28	1.3	32	0	7	16	4	5	63	2.9
33	CUDD, Jason	23-0	156	6.8	9-23	.391	0-0	.000	12-17	.706	9	13	22	1.0	19	0	3	5	3	0	30	1.3
14	FAMOUKE DOUMBIA, A	12-0	43	3.6	3-13	.231	0-3	.000	2-4	.500	2	8	10	0.8	10	0	0	0	0	1	8	0.7
20	CORCHIANI, Tommy	2-0	3	1.5	0-0	.000	0-0	.000	0-0	.000	0	2	2	1.0	0	0	0	0	0	0	0	0.0
25	SCHMITT, Christian	3-0	6	2.0	0-2	.000	0-2	.000	0-0	.000	0	0	0	0.0	0	0	0	0	0	0	0	0.0
12	GUEYE, Khadim	17-0	88	5.2	0-2	.000	0-0	.000	0-2	.000	5	7	12	0.7	16	0	0	5	1	2	0	0.0
Team											70	42	112				12					
Total.....		32	6450		733-1839	.399	232-683	.340	551-785	.702	397	787	1184	37.0	641	16	410	435	104	178	2249	70.3
Opponents.....		32	6450		728-1716	.424	218-654	.333	534-743	.719	298	796	1094	34.2	667	25	368	475	166	234	2208	69.0

TEAM STATISTICS	SC	OPP
SCORING	2249	2208
Points per game	70.3	69.0
Scoring margin	+1.3	-
FIELD GOALS-ATT	733-1839	728-1716
Field goal pct	.399	.424
3 POINT FG-ATT	232-683	218-654
3-point FG pct	.340	.333
3-pt FG made per game	7.3	6.8
FREE THROWS-ATT	551-785	534-743
Free throw pct	.702	.719
F-Throws made per game	17.2	16.7
REBOUNDS	1184	1094
Rebounds per game	37.0	34.2
Rebounding margin	+2.8	-
ASSISTS	410	368
Assists per game	12.8	11.5
TURNOVERS	435	475
Turnovers per game	13.6	14.8
Turnover margin	+1.3	-
Assist/turnover ratio	0.9	0.8
STEALS	178	234
Steals per game	5.6	7.3
BLOCKS	104	166
Blocks per game	3.3	5.2
ATTENDANCE	189265	123808
Home games-Avg/Game	15-12618	12-8811
Neutral site-Avg/Game	-	5-3615

Score by Periods	1st	2nd	OT	Totals
South Carolina	1083	1149	17	2249
Opponents	1071	1125	12	2208

Date	Opponent		Score	Att.
11/10/17	at Wofford	w	73-52	3400
! 11/13/17	WESTERN MICHIGAN	w	78-60	12136
& 11/16/17	vs Illinois State	L	65-69	700
& 11/17/17	vs UTEP	w	80-56	987
& 11/19/17	vs Western Michigan	w	79-66	2119
11/27/17	at FIU	w	78-61	1335
% 11/30/17	vs TEMPLE	L	60-76	6081
12/2/17	UMASS	w	76-70	10832
12/6/17	WYOMING	w	80-64	10205
12/9/17	COASTAL CAROLINA	w	80-78	11734
12/19/17	at Clemson	L	48-64	8031
12/27/17	LIMESTONE	w	74-45	11305
* 12/31/17	at Ole Miss	L	69-74	5849
* 1/3/18	MISSOURI	L	68-79	9846
* 1/6/18	VANDERBILT	w	71-60	11391
* 1/9/18	at Alabama	L	62-76	10909
* 01/13/18	at Georgia	w	64-57	9788
* 1/16/18	NO. 18/16 KENTUCKY	w	76-68	16210
* 1/20/18	NO. 21/21 TENNESSEE	L	63-70	18000
* 1/24/18	at Florida	w	77-72	10550
# 1/27/18	NO. 14/14 TEXAS TECH	L	63-70	14142
* 1/31/18	MISSISSIPPI STATE	L	76-81	11042
* 02/03/18	at Texas A&M	L	60-83	10504
* 02/06/18	at Arkansas	L	65-81	14956
* 2/10/18	FLORIDA	L	41-65	14629
* 02/13/18	at Tennessee	L	67-70	13126
* 2/17/18	NO. 10/11 AUBURN	w	84-75	14995
* 2/21/18	GEORGIA	w	66-57	11529
* 02-24-18	at Mississippi State	Lot	68-72	8162
* 2/28/18	LSU	Wot	83-74	11269
* 03/03/18	at Auburn	L	70-79	9121
3/7/18	vs Ole Miss	w	85-84	8190

\* = Conference game

! = unbracketed game of the Puerto Rico Tip-Off at Myrtle Beach (Columbia, S.C.)

& = Puerto Rico Tip-Off at Myrtle Beach (Myrtle Beach, S.C.)

% = Under Armour Reunion (New York, N.Y.)

# = Big 12/SEC Challenge (Columbia, S.C.)



2017-18 South Carolina Basketball  
South Carolina Combined Team Statistics (as of Mar 03, 2018)  
Conference games only

RECORD:	OVERALL	HOME	AWAY	NEUTRAL
ALL GAMES	7-11	5-4	2-7	0-0
CONFERENCE	7-11	5-4	2-7	0-0
NON-CONFERENCE	0-0	0-0	0-0	0-0

#	Player	gp-gs	min	avg	Total		3-Point		F-Throw		Rebounds				pf	dq	a	to	blk	stl	pts	avg
					fg-fga	fg%	3fg-fga	3fg%	ft-fa	ft%	off	def	tot	avg								
30	SILVA, Chris	18-18	475	26.4	74-159	.465	1-2	.500	118-154	.766	66	75	141	7.8	64	3	21	45	24	9	267	14.8
05	BOOKER, Frank	18-6	491	27.3	69-162	.426	43-106	.406	63-78	.808	11	57	68	3.8	32	1	22	14	6	19	244	13.6
15	MYERS, Wesley	18-11	444	24.7	54-136	.397	22-45	.489	49-70	.700	12	31	43	2.4	50	2	29	29	1	17	179	9.9
02	GRAVETT, Hassani	15-8	403	26.9	38-88	.432	17-43	.395	17-22	.773	10	37	47	3.1	28	0	50	36	5	6	110	7.3
10	MINAYA, Justin	17-15	455	26.8	39-111	.351	16-51	.314	13-19	.684	26	41	67	3.9	34	1	28	17	4	11	107	6.3
21	KOTSAR, Maik	18-18	444	24.7	38-120	.317	3-16	.188	31-44	.705	24	58	82	4.6	57	2	23	32	9	11	110	6.1
13	HAASE, Felipe	18-0	355	19.7	33-105	.314	11-56	.196	12-16	.750	18	37	55	3.1	40	1	20	15	3	7	89	4.9
01	HOLDEN, Kory	3-0	32	10.7	3-15	.200	2-6	.333	3-4	.750	2	4	6	2.0	2	0	3	4	0	0	11	3.7
23	HINSON, Evan	17-14	193	11.4	19-50	.380	8-20	.400	11-19	.579	4	23	27	1.6	25	0	7	14	4	5	57	3.4
00	BEATTY, David	15-0	169	11.3	9-56	.161	4-25	.160	6-9	.667	5	12	17	1.1	18	0	7	14	1	7	28	1.9
33	CUDD, Jason	15-0	124	8.3	7-19	.368	0-0	.000	8-13	.615	7	9	16	1.1	14	0	2	2	3	0	22	1.5
14	FAMOUKE DOUMBIA,	5-0	21	4.2	2-7	.286	0-2	.000	2-4	.500	1	1	2	0.4	4	0	0	0	0	1	6	1.2
12	GUEYE, Khadim	10-0	44	4.4	0-2	.000	0-0	.000	0-2	.000	2	4	6	0.6	8	0	0	0	1	1	0	0.0
Team											39	29	68				6					
Total.....		18	3650		385-1030	.374	127-372	.341	333-454	.733	227	418	645	35.8	376	10	212	228	61	94	1230	68.3
Opponents.....		18	3650		424-962	.441	121-366	.331	324-434	.747	170	465	635	35.3	377	15	215	251	113	126	1293	71.8

TEAM STATISTICS	SC	OPP
SCORING	1230	1293
Points per game	68.3	71.8
Scoring margin	-3.5	-
FIELD GOALS-ATT	385-1030	424-962
Field goal pct	.374	.441
3 POINT FG-ATT	127-372	121-366
3-point FG pct	.341	.331
3-pt FG made per game	7.1	6.7
FREE THROWS-ATT	333-454	324-434
Free throw pct	.733	.747
F-Throws made per game	18.5	18.0
REBOUNDS	645	635
Rebounds per game	35.8	35.3
Rebounding margin	+0.6	-
ASSISTS	212	215
Assists per game	11.8	11.9
TURNOVERS	228	251
Turnovers per game	12.7	13.9
Turnover margin	+1.3	-
Assist/turnover ratio	0.9	0.9
STEALS	94	126
Steals per game	5.2	7.0
BLOCKS	61	113
Blocks per game	3.4	6.3
ATTENDANCE	118911	92965
Home games-Avg/Game	9-13212	9-10329
Neutral site-Avg/Game	-	0-0

Date	Opponent		Score	Att.
* 12/31/17	at Ole Miss	L	69-74	5849
* 1/3/18	MISSOURI	L	68-79	9846
* 1/6/18	VANDERBILT	W	71-60	11391
* 1/9/18	at Alabama	L	62-76	10909
* 01/13/18	at Georgia	W	64-57	9788
* 1/16/18	NO. 18/16 KENTUCKY	W	76-68	16210
* 1/20/18	NO. 21/21 TENNESSEE	L	63-70	18000
* 1/24/18	at Florida	W	77-72	10550
* 1/31/18	MISSISSIPPI STATE	L	76-81	11042
* 02/03/18	at Texas A&M	L	60-83	10504
* 02/06/18	at Arkansas	L	65-81	14956
* 2/10/18	FLORIDA	L	41-65	14629
* 02/13/18	at Tennessee	L	67-70	13126
* 2/17/18	NO. 10/11 AUBURN	W	84-75	14995
* 2/21/18	GEORGIA	W	66-57	11529
* 02-24-18	at Mississippi State	Lot	68-72	8162
* 2/28/18	LSU	Wot	83-74	11269
* 03/03/18	at Auburn	L	70-79	9121

\* = Conference game

! = unbracketed game of the Puerto Rico Tip-Off at Myrtle Beach (Columbia, S.C.)

& = Puerto Rico Tip-Off at Myrtle Beach (Myrtle Beach, S.C.)

% = Under Armour Reunion (New York, N.Y.)

Score by Periods	1st	2nd	OT	Totals
South Carolina	599	614	17	1230
Opponents	625	656	12	1293



2017-18 South Carolina Basketball  
South Carolina Team Game-by-Game Comparison (as of Mar 08, 2018)  
All games

Opponent	1st	2nd	Score	Mar	Total FG	FG Pct	3-Pointers	3FG Pct	Free Throws	FT Pct	Rebounds	Assist	T/Over	Block	Steal	Fouls
Wofford	33/24	40/28	73-52	+21	25-54/17-49	.463/.347	11-23/6-19	.478/.316	12-16/12-16	.750/.750	40/28 +12	17/7	14/13	3/0	5/3	17/16
WESTERN MICHIGAN	38/29	40/31	78-60	+18	26-57/21-58	.456/.362	9-23/5-21	.391/.238	17-28/13-25	.607/.520	46/32 +14	12/12	14/11	3/6	4/10	18/24
Illinois State	23/32	42/37	65-69	(4)	18-61/18-50	.295/.360	9-32/5-16	.281/.313	20-30/28-39	.667/.718	45/42 +3	14/13	13/14	4/2	3/8	32/20
UTEP	50/24	30/32	80-56	+24	27-58/19-45	.466/.422	8-24/5-13	.333/.385	18-23/13-20	.783/.650	36/27 +9	19/12	17/23	2/6	8/8	20/24
Western Michigan	35/34	44/32	79-66	+13	26-57/21-44	.456/.477	8-24/8-21	.333/.381	19-30/16-21	.633/.762	33/30 +3	13/9	12/22	3/1	8/9	19/24
FIU	38/36	40/25	78-61	+17	32-61/22-53	.525/.415	8-22/4-17	.364/.235	6-12/13-21	.500/.619	40/25 +15	22/8	19/17	3/6	8/10	15/18
TEMPLE	27/38	33/38	60-76	(16)	22-58/29-60	.379/.483	6-21/4-17	.286/.235	10-12/14-21	.833/.667	33/37 (4)	9/11	17/14	4/8	7/12	14/13
UMASS	34/35	42/35	76-70	+6	28-55/27-59	.509/.458	3-15/12-26	.200/.462	17-29/4-5	.586/.800	36/26 +10	14/13	15/17	1/0	11/3	12/28
WYOMING	35/25	45/39	80-64	+16	28-62/19-56	.452/.339	8-23/6-25	.348/.240	16-29/20-26	.552/.769	43/34 +9	17/14	17/18	4/3	7/7	21/22
COASTAL CAROLINA	47/47	33/31	80-78	+2	25-55/29-63	.455/.460	8-20/10-24	.400/.417	22-31/10-13	.710/.769	31/33 (2)	14/17	14/15	4/2	6/8	13/25
Clemson	26/31	22/33	48-64	(16)	19-54/20-46	.352/.435	2-16/8-20	.125/.400	8-10/16-24	.800/.667	31/34 (3)	3/8	14/15	4/8	3/9	17/9
LIMESTONE	34/25	40/20	74-45	+29	26-68/13-52	.382/.250	8-21/6-22	.381/.273	14-20/13-29	.700/.448	52/38 +14	14/4	12/17	4/4	3/7	21/17
Ole Miss	30/31	39/43	69-74	(5)	22-58/20-49	.379/.408	8-20/8-21	.400/.381	17-26/26-33	.654/.788	43/30 +13	16/15	14/8	4/7	2/9	21/23
MISSOURI	27/39	41/40	68-79	(11)	22-57/23-49	.386/.469	5-18/14-24	.278/.583	19-26/19-24	.731/.792	32/31 +1	8/15	11/13	8/8	4/7	22/26
VANDERBILT	26/28	45/32	71-60	+11	21-54/19-54	.389/.352	4-14/8-29	.286/.276	25-39/14-20	.641/.700	41/34 +7	8/10	12/19	4/4	7/7	17/31
Alabama	33/40	29/36	62-76	(14)	19-53/30-51	.358/.588	5-15/7-17	.333/.412	19-25/9-14	.760/.643	28/35 (7)	8/18	13/16	2/7	3/8	16/19
Georgia	37/29	27/28	64-57	+7	16-59/18-51	.271/.353	6-24/3-12	.250/.250	26-35/18-28	.743/.643	46/42 +4	9/8	7/14	3/9	3/4	24/23
NO. 18/16 KENTUCKY	34/37	42/31	76-68	+8	23-61/22-49	.377/.449	5-23/1-11	.217/.091	25-38/23-36	.658/.639	40/35 +5	11/7	9/16	1/5	7/5	27/32
NO. 21/21 TENNESSEE	30/33	33/37	63-70	(7)	18-49/23-40	.367/.575	10-23/5-11	.435/.455	17-27/19-24	.630/.792	31/25 +6	13/10	14/13	1/7	6/8	19/21
Florida	39/37	38/35	77-72	+5	24-55/24-56	.436/.429	11-21/6-23	.524/.261	18-22/18-23	.818/.783	34/34 -	14/10	10/12	4/3	7/4	19/17
NO. 14/14 TEXAS TECH	26/30	37/40	63-70	(7)	19-51/20-47	.373/.426	5-26/7-16	.192/.438	20-27/23-28	.741/.821	32/28 +4	13/10	16/15	0/5	6/7	27/24
MISSISSIPPI STATE	36/37	40/44	76-81	(5)	24-60/30-58	.400/.517	7-24/7-19	.292/.368	21-27/14-15	.778/.933	33/32 +1	13/12	13/14	2/6	5/7	14/24
Texas A&M	27/49	33/34	60-83	(23)	19-69/29-55	.275/.527	7-25/7-20	.280/.350	15-18/18-24	.833/.750	42/38 +4	12/20	12/11	2/11	4/11	20/14
Arkansas	38/43	27/38	65-81	(16)	21-51/25-53	.412/.472	6-18/8-20	.333/.400	17-20/23-29	.850/.793	33/29 +4	17/11	18/13	2/7	5/8	23/17
FLORIDA	20/41	21/24	41-65	(24)	15-54/24-52	.278/.462	2-13/4-13	.154/.308	9-15/13-18	.600/.722	24/46 (22)	7/9	9/14	6/10	4/3	15/16
Tennessee	34/38	33/32	67-70	(3)	22-50/24-50	.440/.480	6-20/8-24	.300/.333	17-21/14-22	.810/.636	29/32 (3)	13/12	12/15	2/4	4/6	23/17
NO. 10/11 AUBURN	46/25	38/50	84-75	+9	25-58/20-63	.431/.317	6-19/5-27	.316/.185	28-37/30-38	.757/.789	38/44 (6)	13/8	15/16	5/6	11/5	29/28
GEORGIA	42/27	24/30	66-57	+9	21-68/21-55	.309/.382	13-31/6-19	.419/.316	11-14/9-12	.786/.750	37/43 (6)	12/7	5/17	4/6	5/1	19/18
Mississippi State	32/25	30/37	68-72	(4)	26-59/24-56	.441/.429	5-18/6-20	.278/.300	11-16/18-23	.688/.783	40/30 +10	8/14	21/14	5/7	6/13	21/12
LSU	31/31	41/41	83-74	+9	24-54/26-64	.444/.406	12-23/7-25	.522/.280	23-28/15-22	.821/.682	33/39 (6)	17/14	13/14	5/1	6/8	23/22
Auburn	37/35	33/44	70-79	(9)	23-61/22-57	.377/.386	9-23/11-31	.391/.355	15-20/24-29	.750/.828	41/36 +5	13/15	20/12	1/5	5/12	24/17
Ole Miss	38/36	47/48	85-84	+1	27-58/29-72	.466/.403	12-21/11-31	.571/.355	19-34/15-21	.559/.714	41/45 (4)	17/15	13/13	4/2	5/7	19/26

Note: Game totals are displayed in the format TEAM/OPPONENT for each category





2017-18 South Carolina Basketball  
South Carolina Category Leaders (as of Mar 08, 2018)  
All games

Points	G	Pts	Pts/G
SILVA, Chris	32	457	14.3
BOOKER, Frank	32	407	12.7
MYERS, Wesley	32	256	8.0
KOTSAR, Maik	32	248	7.8
MINAYA, Justin	31	246	7.9
GRAVETT, Hassani	29	215	7.4
HAASE, Felipe	32	186	5.8
BEATTY, David	28	86	3.1
HINSON, Evan	22	63	2.9
HOLDEN, Kory	14	47	3.4
CUDD, Jason	23	30	1.3
FAMOUKE DOUMBIA, I.	12	8	0.7

FG Percentage	FG	Att	Pct
SILVA, Chris	123	260	.473
BOOKER, Frank	123	283	.435
KOTSAR, Maik	100	240	.417
MYERS, Wesley	80	203	.394
GRAVETT, Hassani	72	183	.393
CUDD, Jason	9	23	.391
HAASE, Felipe	69	180	.383
MINAYA, Justin	87	227	.383
HINSON, Evan	20	54	.370
HOLDEN, Kory	17	52	.327
BEATTY, David	30	117	.256
FAMOUKE DOUMBIA, I.	3	13	.231

3-Point Percentage	3FG	Att	Pct
MYERS, Wesley	30	70	.429
SILVA, Chris	5	12	.417
BOOKER, Frank	82	200	.410
HINSON, Evan	8	21	.381
MINAYA, Justin	37	104	.356
GRAVETT, Hassani	27	84	.321
HAASE, Felipe	23	91	.253
HOLDEN, Kory	4	17	.235
KOTSAR, Maik	6	27	.222
BEATTY, David	10	52	.192
SCHMITT, Christian	0	2	.000
FAMOUKE DOUMBIA, I.	0	3	.000

Free Throw Percent	FG	Att	Pct
BOOKER, Frank	79	103	.767
SILVA, Chris	206	275	.749
HAASE, Felipe	25	34	.735
BEATTY, David	16	22	.727
CUDD, Jason	12	17	.706
GRAVETT, Hassani	44	64	.688
MINAYA, Justin	35	51	.686
MYERS, Wesley	66	99	.667
HINSON, Evan	15	25	.600
HOLDEN, Kory	9	15	.600
KOTSAR, Maik	42	74	.568
FAMOUKE DOUMBIA, I.	2	4	.500

Scoring Average	G	Pts	Avg/G
SILVA, Chris	32	457	14.3
BOOKER, Frank	32	407	12.7
MYERS, Wesley	32	256	8.0
MINAYA, Justin	31	246	7.9
KOTSAR, Maik	32	248	7.8
GRAVETT, Hassani	29	215	7.4
HAASE, Felipe	32	186	5.8
HOLDEN, Kory	14	47	3.4
BEATTY, David	28	86	3.1
HINSON, Evan	22	63	2.9
CUDD, Jason	23	30	1.3
FAMOUKE DOUMBIA, I.	12	8	0.7

Field Goal Attempts	G	Att	Att/G
BOOKER, Frank	32	283	8.8
SILVA, Chris	32	260	8.1
KOTSAR, Maik	32	240	7.5
MINAYA, Justin	31	227	7.3
MYERS, Wesley	32	203	6.3

Field Goals Made	G	Made	Made/G
BOOKER, Frank	32	123	3.8
SILVA, Chris	32	123	3.8
KOTSAR, Maik	32	100	3.1
MINAYA, Justin	31	87	2.8
MYERS, Wesley	32	80	2.5

3-Point FG Attempts	G	Att	Att/G
BOOKER, Frank	32	200	6.3
MINAYA, Justin	31	104	3.4
HAASE, Felipe	32	91	2.8
GRAVETT, Hassani	29	84	2.9
MYERS, Wesley	32	70	2.2

3-Point FG Made	G	Made	Made/G
BOOKER, Frank	32	82	2.6
MINAYA, Justin	31	37	1.2
MYERS, Wesley	32	30	0.9
GRAVETT, Hassani	29	27	0.9
HAASE, Felipe	32	23	0.7

Free Throw Attempts	G	Att	Att/G
SILVA, Chris	32	275	8.6
BOOKER, Frank	32	103	3.2
MYERS, Wesley	32	99	3.1
KOTSAR, Maik	32	74	2.3
GRAVETT, Hassani	29	64	2.2

Free Throws Made	G	Made	Made/G
SILVA, Chris	32	206	6.4
BOOKER, Frank	32	79	2.5
MYERS, Wesley	32	66	2.1
GRAVETT, Hassani	29	44	1.5
KOTSAR, Maik	32	42	1.3



2017-18 South Carolina Basketball  
South Carolina Category Leaders (as of Mar 08, 2018)  
All games

Rebounds	G	Reb	Reb/G
SILVA, Chris	32	253	7.9
KOTSAR, Maik	32	150	4.7
MINAYA, Justin	31	130	4.2
HAASE, Felipe	32	124	3.9
BOOKER, Frank	32	113	3.5

Rebound Average	G	Reb	Avg/G
SILVA, Chris	32	253	7.9
KOTSAR, Maik	32	150	4.7
MINAYA, Justin	31	130	4.2
HAASE, Felipe	32	124	3.9
GRAVETT, Hassani	29	105	3.6

Offensive Rebounds	G	No.	Avg/G
SILVA, Chris	32	102	3.2
KOTSAR, Maik	32	53	1.7
MINAYA, Justin	31	52	1.7
HAASE, Felipe	32	31	1.0
BOOKER, Frank	32	20	0.6

Defensive Rebounds	G	No.	Avg/G
SILVA, Chris	32	151	4.7
KOTSAR, Maik	32	97	3.0
BOOKER, Frank	32	93	2.9
HAASE, Felipe	32	93	2.9
GRAVETT, Hassani	29	88	3.0

Fouls	G	No.	Per/G
SILVA, Chris	32	112	3.5
KOTSAR, Maik	32	89	2.8
MYERS, Wesley	32	73	2.3
HAASE, Felipe	32	61	1.9
MINAYA, Justin	31	60	1.9
BOOKER, Frank	32	60	1.9

Foulsouts	G	No.
SILVA, Chris	32	5
KOTSAR, Maik	32	3
MYERS, Wesley	32	3
BOOKER, Frank	32	2
MINAYA, Justin	31	1
HAASE, Felipe	32	1
BEATTY, David	28	1

Assists	G	No.	Ast/G
GRAVETT, Hassani	29	105	3.6
MYERS, Wesley	32	52	1.6
MINAYA, Justin	31	47	1.5
KOTSAR, Maik	32	45	1.4
BOOKER, Frank	32	39	1.2

Steals	G	No.	Stl/G
BOOKER, Frank	32	37	1.2
KOTSAR, Maik	32	31	1.0
SILVA, Chris	32	21	0.7
MYERS, Wesley	32	21	0.7
MINAYA, Justin	31	20	0.6

Blocked Shots	G	No.	Blk/G
SILVA, Chris	32	44	1.4
KOTSAR, Maik	32	17	0.5
BOOKER, Frank	32	8	0.3
MINAYA, Justin	31	8	0.3
GRAVETT, Hassani	29	7	0.2

Minutes	G	No.	Min/G
BOOKER, Frank	32	858	26.8
KOTSAR, Maik	32	841	26.3
MINAYA, Justin	31	839	27.1
SILVA, Chris	32	820	25.6
GRAVETT, Hassani	29	757	26.1

Turnovers	G	No.	TO/G
SILVA, Chris	32	84	2.6
GRAVETT, Hassani	29	65	2.2
KOTSAR, Maik	32	55	1.7
MYERS, Wesley	32	44	1.4
MINAYA, Justin	31	40	1.3



2017-18 South Carolina Basketball  
South Carolina Team High/Low Analysis (as of Mar 08, 2018)  
All games

South Carolina - TEAM GAME HIGHS

POINTS	85	vs Ole Miss (3/7/18)
	84	NO. 10/11 AUBURN (2/17/18)
	83	LSU (2/28/18)
	80	COASTAL CAROLINA (12/9/17)
	80	WYOMING (12/6/17)
	80	vs UTEP (11/17/17)
FIELD GOALS MADE	32	at FIU (11/27/17)
	28	WYOMING (12/6/17)
	28	UMASS (12/2/17)
FIELD GOAL ATTEMPTS	69	at Texas A&M (02/03/18)
	68	GEORGIA (2/21/18)
	68	LIMESTONE (12/27/17)
FIELD GOAL PERCENTAGE	.525 (32-61)	at FIU (11/27/17)
	.509 (28-55)	UMASS (12/2/17)
3 PT FIELD GOALS MADE	13	GEORGIA (2/21/18)
	12	vs Ole Miss (3/7/18)
	12	LSU (2/28/18)
3 PT FG ATTEMPTS	32	vs Illinois State (11/16/17)
	31	GEORGIA (2/21/18)
3 PT FG PERCENTAGE	.571 (12-21)	vs Ole Miss (3/7/18)
	.524 (11-21)	at Florida (1/24/18)
FREE THROWS MADE	28	NO. 10/11 AUBURN (2/17/18)
	26	at Georgia (01/13/18)
FREE THROW ATTEMPTS	39	VANDERBILT (1/6/18)
	38	NO. 18/16 KENTUCKY (1/16/18)
FREE THROW PERCENTAGE	.850 (17-20)	at Arkansas (02/06/18)
	.833 (15-18)	at Texas A&M (02/03/18)
	.833 (10-12)	vs TEMPLE (11/30/17)
REBOUNDS	52	LIMESTONE (12/27/17)
	46	at Georgia (01/13/18)
	46	WESTERN MICHIGAN (11/13/17)
ASSISTS	22	at FIU (11/27/17)
	19	vs UTEP (11/17/17)
STEALS	11	NO. 10/11 AUBURN (2/17/18)
	11	UMASS (12/2/17)
BLOCKED SHOTS	8	MISSOURI (1/3/18)
	6	FLORIDA (2/10/18)
TURNOVERS	21	at Mississippi State (02-24-18)
	20	at Auburn (03/03/18)
FOULS	32	vs Illinois State (11/16/17)
	29	NO. 10/11 AUBURN (2/17/18)





2017-18 South Carolina Basketball  
South Carolina High/Low Analysis (as of Mar 08, 2018)  
All games

Opponent - GAME HIGHS

POINTS	84	vs Ole Miss (3/7/18)
	83	at Texas A&M (02/03/18)
	81	at Arkansas (02/06/18)
	81	MISSISSIPPI STATE (1/31/18)
	79	at Auburn (03/03/18)
	79	MISSOURI (1/3/18)
FIELD GOALS MADE	30	MISSISSIPPI STATE (1/31/18)
	30	at Alabama (1/9/18)
FIELD GOAL ATTEMPTS	72	vs Ole Miss (3/7/18)
	64	LSU (2/28/18)
FIELD GOAL PERCENTAGE	.588 (30-51)	at Alabama (1/9/18)
	.575 (23-40)	NO. 21/21 TENNESSEE (1/20/18)
3 PT FIELD GOALS MADE	14	MISSOURI (1/3/18)
	12	UMASS (12/2/17)
3 PT FG ATTEMPTS	31	vs Ole Miss (3/7/18)
	31	at Auburn (03/03/18)
3 PT FG PERCENTAGE	.583 (14-24)	MISSOURI (1/3/18)
	.462 (12-26)	UMASS (12/2/17)
FREE THROWS MADE	30	NO. 10/11 AUBURN (2/17/18)
	28	vs Illinois State (11/16/17)
FREE THROW ATTEMPTS	39	vs Illinois State (11/16/17)
	38	NO. 10/11 AUBURN (2/17/18)
FREE THROW PERCENTAGE	.933 (14-15)	MISSISSIPPI STATE (1/31/18)
	.828 (24-29)	at Auburn (03/03/18)
REBOUNDS	46	FLORIDA (2/10/18)
	45	vs Ole Miss (3/7/18)
ASSISTS	20	at Texas A&M (02/03/18)
	18	at Alabama (1/9/18)
STEALS	13	at Mississippi State (02-24-18)
	12	at Auburn (03/03/18)
	12	vs TEMPLE (11/30/17)
BLOCKED SHOTS	11	at Texas A&M (02/03/18)
	10	FLORIDA (2/10/18)
TURNOVERS	23	vs UTEP (11/17/17)
	22	vs Western Michigan (11/19/17)
FOULS	32	NO. 18/16 KENTUCKY (1/16/18)
	31	VANDERBILT (1/6/18)



2017-18 South Carolina Basketball  
South Carolina High/Low Analysis (as of Mar 08, 2018)  
All games

South Carolina - GAME LOWS

POINTS	41	FLORIDA (2/10/18)
	48	at Clemson (12/19/17)
	60	vs TEMPLE (11/30/17)
	60	at Texas A&M (02/03/18)
	62	at Alabama (1/9/18)
FIELD GOALS MADE	15	FLORIDA (2/10/18)
	16	at Georgia (01/13/18)
FIELD GOAL ATTEMPTS	49	NO. 21/21 TENNESSEE (1/20/18)
	50	at Tennessee (02/13/18)
FIELD GOAL PERCENTAGE	.271 (16-59)	at Georgia (01/13/18)
	.275 (19-69)	at Texas A&M (02/03/18)
3 PT FIELD GOALS MADE	2	at Clemson (12/19/17)
	2	FLORIDA (2/10/18)
3 PT FG ATTEMPTS	13	FLORIDA (2/10/18)
	14	VANDERBILT (1/6/18)
3 PT FG PERCENTAGE	.125 (2-16)	at Clemson (12/19/17)
	.154 (2-13)	FLORIDA (2/10/18)
FREE THROWS MADE	6	at FIU (11/27/17)
	8	at Clemson (12/19/17)
FREE THROW ATTEMPTS	10	at Clemson (12/19/17)
	12	at FIU (11/27/17)
	12	vs TEMPLE (11/30/17)
FREE THROW PERCENTAGE	.500 (6-12)	at FIU (11/27/17)
	.552 (16-29)	WYOMING (12/6/17)
REBOUNDS	24	FLORIDA (2/10/18)
	28	at Alabama (1/9/18)
ASSISTS	3	at Clemson (12/19/17)
	7	FLORIDA (2/10/18)
STEALS	2	at Ole Miss (12/31/17)
	3	vs Illinois State (11/16/17)
	3	at Clemson (12/19/17)
	3	LIMESTONE (12/27/17)
	3	at Alabama (1/9/18)
	3	at Georgia (01/13/18)
BLOCKED SHOTS	0	NO. 14/14 TEXAS TECH (1/27/18)
	1	UMASS (12/2/17)
	1	NO. 18/16 KENTUCKY (1/16/18)
	1	NO. 21/21 TENNESSEE (1/20/18)
	1	at Auburn (03/03/18)
TURNOVERS	5	GEORGIA (2/21/18)
	7	at Georgia (01/13/18)
FOULS	12	UMASS (12/2/17)
	13	COASTAL CAROLINA (12/9/17)



2017-18 South Carolina Basketball  
South Carolina High/Low Analysis (as of Mar 08, 2018)  
All games

Opponent - GAME LOWS

POINTS	45	LIMESTONE (12/27/17)
	52	at Wofford (11/10/17)
	56	vs UTEP (11/17/17)
	57	at Georgia (01/13/18)
	57	GEORGIA (2/21/18)
FIELD GOALS MADE	13	LIMESTONE (12/27/17)
	17	at Wofford (11/10/17)
FIELD GOAL ATTEMPTS	40	NO. 21/21 TENNESSEE (1/20/18)
	44	vs Western Michigan (11/19/17)
FIELD GOAL PERCENTAGE	.250 (13-52)	LIMESTONE (12/27/17)
	.317 (20-63)	NO. 10/11 AUBURN (2/17/18)
3 PT FIELD GOALS MADE	1	NO. 18/16 KENTUCKY (1/16/18)
	3	at Georgia (01/13/18)
3 PT FG ATTEMPTS	11	NO. 18/16 KENTUCKY (1/16/18)
	11	NO. 21/21 TENNESSEE (1/20/18)
3 PT FG PERCENTAGE	.091 (1-11)	NO. 18/16 KENTUCKY (1/16/18)
	.185 (5-27)	NO. 10/11 AUBURN (2/17/18)
FREE THROWS MADE	4	UMASS (12/2/17)
	9	at Alabama (1/9/18)
	9	GEORGIA (2/21/18)
FREE THROW ATTEMPTS	5	UMASS (12/2/17)
	12	GEORGIA (2/21/18)
FREE THROW PERCENTAGE	.448 (13-29)	LIMESTONE (12/27/17)
	.520 (13-25)	WESTERN MICHIGAN (11/13/17)
REBOUNDS	25	at FIU (11/27/17)
	25	NO. 21/21 TENNESSEE (1/20/18)
ASSISTS	4	LIMESTONE (12/27/17)
	7	at Wofford (11/10/17)
	7	NO. 18/16 KENTUCKY (1/16/18)
	7	GEORGIA (2/21/18)
STEALS	1	GEORGIA (2/21/18)
	3	at Wofford (11/10/17)
	3	UMASS (12/2/17)
	3	FLORIDA (2/10/18)
BLOCKED SHOTS	0	at Wofford (11/10/17)
	0	UMASS (12/2/17)
TURNOVERS	8	at Ole Miss (12/31/17)
	11	WESTERN MICHIGAN (11/13/17)
	11	at Texas A&M (02/03/18)
FOULS	9	at Clemson (12/19/17)
	12	at Mississippi State (02-24-18)





2017-18 South Carolina Basketball  
South Carolina Player High/Low Analysis (as of Mar 08, 2018)  
All games

South Carolina - I N D I V I D U A L G A M E H I G H S

Points	27		BOOKER, Frank at Auburn (03/03/18)
	27		SILVA, Chris vs No. 18/16 Kentucky (1/16/18)
	27		SILVA, Chris vs Vanderbilt (1/6/18)
	26		SILVA, Chris at FIU (11/27/17)
	25		BOOKER, Frank vs LSU (2/28/18)
	25		BOOKER, Frank vs Mississippi State (1/31/18)
Field Goals Made	10		SILVA, Chris at FIU (11/27/17)
	9		SILVA, Chris vs No. 18/16 Kentucky (1/16/18)
	9		SILVA, Chris vs Vanderbilt (1/6/18)
Field Goal Att.	17		BOOKER, Frank at Auburn (03/03/18)
	17		SILVA, Chris vs No. 18/16 Kentucky (1/16/18)
FG Pct (min 5 made)	.857	(6-7)	SILVA, Chris vs UMass (12/2/17)
	.833	(5-6)	GRAVETT, Hassani at Tennessee (02/13/18)
3-Point FG Made	6		BOOKER, Frank vs Ole Miss (3/7/18)
	6		BOOKER, Frank vs LSU (2/28/18)
	6		BOOKER, Frank at Ole Miss (12/31/17)
3-Point FG Att.	12		BOOKER, Frank vs Ole Miss (3/7/18)
	12		BOOKER, Frank at Auburn (03/03/18)
3-Pt FG Pct (min 2 made)	1.000	(3-3)	GRAVETT, Hassani vs Western Michigan (11/13/17)
	1.000	(2-2)	HAASE, Felipe vs Missouri (1/3/18)
	1.000	(2-2)	KOTSAR, Maik vs TEMPLE (11/30/17)
Free Throws Made	13		SILVA, Chris vs Ole Miss (3/7/18)
	11		MYERS, Wesley vs LSU (2/28/18)
	11		SILVA, Chris at Ole Miss (12/31/17)
Free Throw Att.	20		SILVA, Chris vs Ole Miss (3/7/18)
	14		MYERS, Wesley vs LSU (2/28/18)
	14		SILVA, Chris at Ole Miss (12/31/17)
	14		SILVA, Chris vs Wyoming (12/6/17)
	14		SILVA, Chris vs Illinois State (11/16/17)
FT Pct (min 3 made)	1.000	(8-8)	BOOKER, Frank at Auburn (03/03/18)
	1.000	(6-6)	KOTSAR, Maik vs LSU (2/28/18)
	1.000	(6-6)	SILVA, Chris at Tennessee (02/13/18)
	1.000	(5-5)	GRAVETT, Hassani at Arkansas (02/06/18)
	1.000	(5-5)	MINAYA, Justin at Texas A&M (02/03/18)
	1.000	(4-4)	BOOKER, Frank at Florida (1/24/18)
	1.000	(4-4)	MINAYA, Justin vs No. 21/21 Tennessee (1/20/18)
	1.000	(4-4)	SILVA, Chris vs Limestone (12/27/17)
	1.000	(4-4)	SILVA, Chris at Clemson (12/19/17)
	1.000	(4-4)	MINAYA, Justin vs TEMPLE (11/30/17)
	1.000	(4-4)	GRAVETT, Hassani vs Western Michigan (11/13/17)
	1.000	(3-3)	BOOKER, Frank vs LSU (2/28/18)
	1.000	(3-3)	BOOKER, Frank at Alabama (1/9/18)
	1.000	(3-3)	KOTSAR, Maik vs Missouri (1/3/18)
Rebounds	13		SILVA, Chris at Ole Miss (12/31/17)
	12		SILVA, Chris at Mississippi State (02-24-18)
	12		SILVA, Chris at Florida (1/24/18)
Assists	9		GRAVETT, Hassani vs UTEP (11/17/17)
	7		GRAVETT, Hassani vs Ole Miss (3/7/18)
	7		GRAVETT, Hassani vs Mississippi State (1/31/18)
	7		GRAVETT, Hassani at FIU (11/27/17)
Steals	4		BOOKER, Frank vs Ole Miss (3/7/18)
	4		MYERS, Wesley at Florida (1/24/18)
Blocked Shots	5		SILVA, Chris vs Florida (2/10/18)

	3	SILVA, Chris vs Ole Miss (3/7/18)
	3	SILVA, Chris at Mississippi State (02-24-18)
	3	KOTSAR, Maik vs Missouri (1/3/18)
	3	SILVA, Chris vs Coastal Carolina (12/9/17)
	3	SILVA, Chris vs Illinois State (11/16/17)
Turnovers	8	SILVA, Chris at Auburn (03/03/18)
	8	GRAVETT, Hassani at Mississippi State (02-24-18)
Fouls	5	SILVA, Chris at Auburn (03/03/18)
	5	SILVA, Chris vs LSU (2/28/18)
	5	BOOKER, Frank at Mississippi State (02-24-18)
	5	MYERS, Wesley vs No. 10/11 Auburn (2/17/18)
	5	MINAYA, Justin at Arkansas (02/06/18)
	5	SILVA, Chris vs No. 14/14 Texas Tech (1/27/18)
	5	MYERS, Wesley vs No. 14/14 Texas Tech (1/27/18)
	5	BOOKER, Frank vs No. 14/14 Texas Tech (1/27/18)
	5	KOTSAR, Maik vs No. 21/21 Tennessee (1/20/18)
	5	HAASE, Felipe vs No. 18/16 Kentucky (1/16/18)
	5	KOTSAR, Maik at Georgia (01/13/18)
	5	SILVA, Chris at Alabama (1/9/18)
	5	MYERS, Wesley vs Missouri (1/3/18)
	5	BEATTY, David vs Illinois State (11/16/17)
	5	KOTSAR, Maik vs Illinois State (11/16/17)
	5	SILVA, Chris vs Illinois State (11/16/17)
Minutes	41	GRAVETT, Hassani at Mississippi State (02-24-18)
	38	SILVA, Chris vs Ole Miss (3/7/18)
	38	BOOKER, Frank vs LSU (2/28/18)
	38	GRAVETT, Hassani vs LSU (2/28/18)
	38	MYERS, Wesley vs LSU (2/28/18)



2017-18 South Carolina Basketball  
South Carolina Opponent High/Low Analysis (as of Mar 08, 2018)  
All games

OPPONENT INDIVIDUAL GAME HIGHS

Points	31		Evans, Keenan vs No. 14/14 Texas Tech (1/27/18)
	29		BROWN, Bryce at Auburn (03/03/18)
	25		MACON, DARYL at Arkansas (02/06/18)
	25		Turner, Lamonte vs No. 21/21 Tennessee (1/20/18)
	25		MATEN, Yante at Georgia (01/13/18)
	25		REED, Marcquise at Clemson (12/19/17)
	25		PIPKINS, Luwane vs UMass (12/2/17)
Field Goals Made	10		PIPKINS, Luwane vs UMass (12/2/17)
	10		ROSE, QUINTON vs TEMPLE (11/30/17)
Field Goal Att.	20		PIPKINS, Luwane vs UMass (12/2/17)
	18		LOCKETT, Eric at FIU (11/27/17)
FG Pct (min 5 made)	1.000	(5-5)	Williams, Robert at Texas A&M (02/03/18)
	1.000	(5-5)	Walker, Derrick vs No. 21/21 Tennessee (1/20/18)
	1.000	(5-5)	Giddens, Daniel at Alabama (1/9/18)
3-Point FG Made	8		BROWN, Bryce at Auburn (03/03/18)
	5		BARFORD, JAYLEN at Arkansas (02/06/18)
	5		PORTER, Jontay vs Missouri (1/3/18)
	5		REED, Marcquise at Clemson (12/19/17)
3-Point FG Att.	14		Kenny Hairston vs Limestone (12/27/17)
	13		BROWN, Bryce vs No. 10/11 Auburn (2/17/18)
3-Pt FG Pct (min 2 made)	1.000	(3-3)	Turner, Lamonte vs No. 21/21 Tennessee (1/20/18)
	1.000	(2-2)	Tyson Carter vs Mississippi State (1/31/18)
	1.000	(2-2)	Matthew Pegram at Wofford (11/10/17)
Free Throws Made	14		Yarbrough, Milik vs Illinois State (11/16/17)
	13		Evans, Keenan vs No. 14/14 Texas Tech (1/27/18)
Free Throw Att.	17		Yarbrough, Milik vs Illinois State (11/16/17)
	14		Burnett, Deandre at Ole Miss (12/31/17)
	14		JAMES, Justin vs Wyoming (12/6/17)
FT Pct (min 3 made)	1.000	(13-13)	Evans, Keenan vs No. 14/14 Texas Tech (1/27/18)
	1.000	(10-10)	HERON, Mustapha at Auburn (03/03/18)
	1.000	(10-10)	Turner, Lamonte vs No. 21/21 Tennessee (1/20/18)
	1.000	(6-6)	Chiozza, Chris at Florida (1/24/18)
	1.000	(5-5)	WATERS, Tremont vs LSU (2/28/18)
	1.000	(4-4)	Bruce Stevens vs Ole Miss (3/7/18)
	1.000	(4-4)	Q Weatherspoon vs Mississippi State (1/31/18)
	1.000	(4-4)	PARKER, Juwan at Georgia (01/13/18)
	1.000	(4-4)	PORTER, Jontay vs Missouri (1/3/18)
	1.000	(4-4)	Crawford, Markel at Ole Miss (12/31/17)
	1.000	(4-4)	Matthew Pegram at Wofford (11/10/17)
	1.000	(3-3)	Nick Weatherspoon at Mississippi State (02-24-18)
	1.000	(3-3)	MATEN, Yante vs Georgia (2/21/18)
	1.000	(3-3)	Stone, Keith vs Florida (2/10/18)
	1.000	(3-3)	Koulechov, Egor at Florida (1/24/18)
	1.000	(3-3)	BARNETT, Jordan vs Missouri (1/3/18)
	1.000	(3-3)	ENECHIONYIA, OBI vs TEMPLE (11/30/17)
Rebounds	13		Bruce Stevens vs Ole Miss (3/7/18)
	13		RACHAL, Brandon vs LSU (2/28/18)
Assists	8		HARPER, Jared at Auburn (03/03/18)
	8		Chiozza, Chris at Florida (1/24/18)
	8		ANDERSON, C.J. vs UMass (12/2/17)
Steals	6		WILDER, Thomas vs Western Michigan (11/13/17)
	4		Q Weatherspoon at Mississippi State (02-24-18)
	4		Lamar Peters at Mississippi State (02-24-18)

	4	Jones, Herbert at Alabama (1/9/18)
Blocked Shots	6	ENECHIONYIA,OBI vs TEMPLE (11/30/17)
	5	Williams,Robert at Texas A&M (02/03/18)
	5	THOMAS, Elijah at Clemson (12/19/17)
Turnovers	10	WILDER, Thomas vs Western Michigan (11/19/17)
	9	HARPER, Jared vs No. 10/11 Auburn (2/17/18)
Fouls	5	Breein Tyree vs Ole Miss (3/7/18)
	5	Dominik Olejniczak vs Ole Miss (3/7/18)
	5	SIMS, Wayde vs LSU (2/28/18)
	5	Nick Weatherspoon at Mississippi State (02-24-18)
	5	HARPER, Jared vs No. 10/11 Auburn (2/17/18)
	5	SPENCER, Horace vs No. 10/11 Auburn (2/17/18)
	5	Abdul Ado vs Mississippi State (1/31/18)
	5	Richards, Nick vs No. 18/16 Kentucky (1/16/18)
	5	Gabriel, Wenyen vs No. 18/16 Kentucky (1/16/18)
	5	Diallo, Hamidou vs No. 18/16 Kentucky (1/16/18)
	5	HARRIS, Jordan at Georgia (01/13/18)
	5	LACHANCE, Riley vs Vanderbilt (1/6/18)
	5	LEE, Saben vs Vanderbilt (1/6/18)
	5	BAPTISTE, Djery vs Vanderbilt (1/6/18)
	5	PORTER, Jontay vs Missouri (1/3/18)
	5	TILMON, Jeremiah vs Missouri (1/3/18)
	5	Davis,Terence at Ole Miss (12/31/17)
	5	Coleman, Josh vs Coastal Carolina (12/9/17)
	5	MILLER, Rayshawn vs UMass (12/2/17)
	5	HOLLOWAY, Rashaan vs UMass (12/2/17)
	5	SMITH, Tirus vs UTEP (11/17/17)
	5	Bruninga, Taylor vs Illinois State (11/16/17)
	5	DAVIS, Josh vs Western Michigan (11/13/17)
	5	JOHNSON, Brandon vs Western Michigan (11/13/17)
	5	IKONGSHUL, Adida vs Western Michigan (11/13/17)