



TENNESSEE

BASKETBALL

11 SEC CHAMPIONSHIPS | 25 ALL-AMERICANS | 12 SEC PLAYERS OF THE YEAR | 46 NBA DRAFT PICKS

#13/#12 ² TENNESSEE (24-7) vs. ⁶ ARKANSAS (23-10)

MARCH 10 » SCOTTRADE CENTER » ST. LOUIS, MO. » 2:30 PM CT



THE MATCHUP

² TENNESSEE VOLUNTEERS



⁶ ARKANSAS RAZORBACKS



UTSPORTS.COM

QUICK COMPARISON

74.0 ppg	Points Per Game	81.5 ppg
66.1 ppg	Points Allowed Per Game	75.3 ppg
36.5 rpg	Rebounding Per Game	35.0 rpg
34.7 rpg	Rebounding Defense	36.0 rpg
.438	Field Goal Pct.	.479
.377	3-Point Pct.	.401



ARKANSASRAZORBACKS.COM

TENNESSEE QUICK FACTS

Head Coach: Rick Barnes (Lenoir-Rhyne, 1977)
Record at Tennessee: 55-42 / 3rd year
Career Record: 659-356 / 31st year
Scoring Leader: Grant Williams (15.4 ppg)
Rebounds Leader: Admiral Schofield (6.2 rpg)
Assists Leader: Jordan Bone (3.6 apg)

ARKANSAS QUICK FACTS

Head Coach: Mike Anderson (Tulsa, 1982)
Record at Arkansas: 151-84 / 7th year
Career Record: 351-182 / 16th year
Points Leader: Jaylen Barford (18.2 ppg)
Rebounds Leader: Daniel Gafford (6.3 rpg)
Assists Leader: Daryl Macon (4.0 apg)

SEC CHAMPION VOLUNTEERS RIDING FIVE-GAME WIN STREAK

THE SERIES

Overall: Arkansas leads, 20-19
In Knoxville: UT leads, 11-4
In Fayetteville: UA leads, 10-4
Neutral Sites: UA leads, 6-4
Current Streak: Arkansas has won six straight
Last Meeting: UA won, 95-93, in OT in Fayetteville, 12/30/17
Barnes vs. Arkansas: 3-5
Barnes vs. Anderson: Anderson leads, 7-2

RIGHT NOW

Tennessee pulled down a season-high 22 offensive rebounds and was +17 on the glass Friday vs. Mississippi State.
The Vols are rated No. 10 in the NCAA's RPI. Arkansas is No. 29.
SEC Co-Player of the Week **Admiral Schofield** is averaging 20.2 points and 6.6 during UT's five-game win streak.
KenPom.com rates Tennessee's strength-of-schedule eighth nationally.

A WIN WOULD...

Extend Tennessee's win streak to six games.
Keep the Vols undefeated in rematch games this season. Tennessee is 6-0 in such games.
Put Tennessee in the SEC Tournament title game for the first time since 2009.
Make this Tennessee squad one of just four teams ever to reach the 25-win mark. This is the 109th season of Tennessee basketball.

PROBABLE STARTERS

Tennessee			Ht.	Wt.	Yr.	Hometown	PPG	RPG	Other
G	0	Jordan Bone	6-3	176	So.	Nashville, Tenn.	6.7	2.2	3.6 apg
G	23	Jordan Bowden	6-5	185	So.	Knoxville, Tenn.	9.7	3.6	.412 3FG%
F	5	Admiral Schofield	6-5	238	Jr.	Zion, Ill.	13.5	6.2	.382 3FG%
F	2	Grant Williams	6-7	241	So.	Charlotte, N.C.	15.4	6.0	1.8 apg
F	11	Kyle Alexander	6-11	220	Jr.	Milton, Ontario	5.4	5.6	2.4 orpg

Arkansas			Ht.	Wt.	Yr.	Hometown	PPG	RPG	Other
G	31	Anton Beard	6-0	185	Sr.	North Little Rock, Ark.	9.5	2.6	2.3 a/t
G	4	Daryl Macon	6-3	185	Sr.	Little Rock, Ark.	16.8	2.9	4.0 apg
G	0	Jaylen Barford	6-3	202	Sr.	Jackson, Tenn.	18.2	4.1	.434 3FG%
G	2	Adrio Bailey	6-7	217	So.	Campti, La.	4.1	2.6	.556 FG%
G	10	Daniel Gafford	6-11	234	Fr.	El Dorado, Ark.	12.1	6.3	.616 FG%

EXPERIENCE THE ACTION



TV

■ ESPN

Karl Ravech (PxP)
Sean Farnham (analyst)
Laura Rutledge (reporter)
Scott Matthews (producer)



RADIO

■ Vol Network

Bob Kesling (PxP)
Bert Bertelkamp (analyst)
Tim Berry (engineer)



SATELLITE RADIO

■ Sirius

Channel 84 (UT broadcast)

■ XM

Channel 374 (UT broadcast)



ONLINE/MOBILE

■ UTsports.com

■ Free audio stream only

■ WatchESPN.com

■ Video stream (thru cable provider)

2017-18 » SCHEDULE & RECORD

THE RECORD	OVERALL RECORD:	24-7
	SEC	13-5
	NON-CONFERENCE	10-2
	HOME	13-2
	AWAY	8-4
	NEUTRAL	3-1

THE SCHEDULE

DATE	OPPONENT (TV)	TIME/RESULT
N10	Presbyterian (SEC Network+)	W, 88-53
N14	High Point (SEC Network+)	W, 84-53
N22	1-vs. #18 Purdue (ESPN2)	W, 78-75 (OT)
N23	1-vs. #5 Villanova (ESPN)	L, 85-76
N24	1- vs. NC State (ESPN2)	W, 67-58
N29	Mercer (SEC Network+)	W, 84-60
D3	at Georgia Tech (ESPNU)	W, 77-70
D9	Liscomb (SEC Network)	W, 81-71
D17	#7 North Carolina (ESPN)	L, 78-73
D20	Furman (SEC Network)	W, 66-61
D23	at Wake Forest (ESPN2)	W, 79-60
D30	at Arkansas* (SEC Network)	L, 95-93 (OT)
J2	Auburn* (ESPN2)	L, 94-84
J6	#17 Kentucky* (ESEC Network)	W, 76-65
J9	at Vanderbilt* (SEC Network)	W, 92-84
J13	Texas A&M* (SEC Network)	W, 75-62
J17	at Missouri* (SEC Network)	L, 59-55
J20	at South Carolina* (ESPN2)	W, 70-63
J23	Vanderbilt* (ESPNU)	W, 67-62
J27	2-at Iowa State (ESPNU)	W, 68-45
J31	LSU* (SEC Network)	W, 84-61
F3	Ole Miss* (SEC Network)	W, 94-61
F6	at #24 Kentucky* (ESPN)	W, 61-59
F10	at Alabama* (SEC Network)	L, 78-50
F13	South Carolina* (ESPNU)	W, 70-67
F17	at Georgia* (SEC Network)	L, 73-62
F21	Florida* (ESPN2)	W, 62-57
F24	at Ole Miss* (SEC Network)	W, 73-65
F27	at Mississippi State* (SEC Network)	W, 76-54
M3	Georgia* (SEC Network)	W, 66-61
M9	3-vs. Mississippi State (SEC Network)	W, 62-59
M10	3-vs. Arkansas (ESPN)	3:30 p.m.

Schedule Key

1-Bad Boy Mowers Battle 4 Atlantis (Paradise Island, Bahamas); 2-Big 12/SEC Challenge; 3-SEC Tournament (St. Louis, Mo.)

*Southeastern Conference Game

All Times Eastern; Opponent Rankings are AP



Are you viewing these game notes on a wifi-enabled mobile device? If so, click on any game's score above to view the video highlights from that contest.

► QUICK FACTS

THE BASICS

Location: Knoxville, Tenn.
 Founded: 1794
 Conference: Southeastern
 Enrollment: 28,321
 Colors: Orange & White
 Nickname: Volunteers
 Mascot: Smokey
 Band: Pride of the Southland
 University President: Dr. Joe DiPietro
 Knoxville Chancellor: Dr. Beverly Davenport
 Faculty Representative: Dr. Donald Bruce
 Vice Chancellor/Director of Athletics: Phillip Fulmer
 Athletic Department Phone: 865-974-1220
 Ticket Office Phone: 1-800-332-VOLS (8657)

COURT FACTS

Thompson-Boling Arena
 Capacity: 21,678
 Record in Arena: 367-129 (.740), 31st season
 Largest Crowd: 25,610 vs. Kentucky (1/21/89)
 at current capacity: 22,326 vs. Gonzaga (1/7/09)
 Record on Current Court: 36-11 (.766), 3rd season

► MEDIA INFORMATION

CREDENTIALS

Outlets interested in obtaining credentials to cover Tennessee basketball home games must apply for credentials via Sports Systems.

Link: www.sportssystem.com/clients/seccredentials/

Applications for single-game credentials should be submitted at least one week in advance of the game(s) one plans to cover.

COVERING PRACTICE

Only select Tennessee basketball practices are open to the media. Contact Assistant AD Tom Satkowiak (tomsid@tennessee.edu) for dates and times. See Page 261 of the Tennessee Media Guide for specific practice coverage guidelines.

WEEKLY PRESS CONFERENCES

During SEC play, Rick Barnes hosts weekly media press conferences in the Ray and Lucy Hand Digital Studio. Lunch for attendees is provided in the Media Relations office.

SEC COACHES TELECONFERENCE

This season's SEC coaches teleconferences are scheduled to occur on Jan. 8 and 25 (Thursday); Feb. 5 and 19; March 5. The postseason call takes place on March 12. All SEC basketball teleconferences can be listened to online at SECsports.com shortly after their conclusion.

Order of Appearance (All Times Eastern)

11:00 a.m.	Bryce Drew, Vanderbilt
11:07 a.m.	Michael White, Florida
11:14 a.m.	Frank Martin, South Carolina
11:21 a.m.	Mark Fox, Georgia
11:28 a.m.	Will Wade, LSU
11:35 a.m.	John Calipari, Kentucky
11:42 a.m.	Rick Barnes, Tennessee
11:49 a.m.	Mike Anderson, Arkansas
11:56 a.m.	Avery Johnson, Alabama
12:03 p.m.	Bruce Pearl, Auburn
12:10 p.m.	Andy Kennedy, Ole Miss
12:17 p.m.	Ben Howland, Mississippi State
12:24 p.m.	Cuonzo Martin, Missouri
12:31 p.m.	Billy Kennedy, Texas A&M

INSIDE TENNESSEE



Front Row (L-R): James Daniel III, Lamonté Turner, Brad Woodson, Jordan Bone, Jordan Bowden, Lucas Campbell, Chris Darrington, Jacob Fleschman; **Back Row (L-R):** Yves Pons, Grant Williams, John Fulkerson, Kyle Alexander, Zach Kent, Derrick Walker, Admiral Schofield, Jalen Johnson.

SCHOLARSHIP ROSTER & QUICK NOTES

No.	Name	Pos.	Ht.	Wt.	Class	Hometown Previous School
11	Kyle Alexander	F	6-11	220	Jr.	Milton, Ontario, Canada Orangeville Prep
Note: His field-goal percentage and scoring have increased every year; has two double-doubles on the year						
0	Jordan Bone	G	6-3	176	So.	Nashville, Tenn. The Ensworth School
Note: Arguably the team's most natural point guard, his conditioning is much improved from a year ago						
23	Jordan Bowden	G	6-5	185	So.	Knoxville, Tenn. 22 Feet Academy (S.C.)
Note: Knoxville native is one of the team's most potent scoring threats and top perimeter defenders						
3	James Daniel III	G	6-0	172	Sr.	Hampton, Va. Howard University
Note: Barnes' second-ever grad transfer; he led Division I in scoring as a junior at Howard in 2015-16 (27.1 ppg)						
32	Chris Darrington	G	6-1	179	Jr.	Toledo, Ohio Vincennes University (Ind.)
Note: Was a first-team NJCAA All-American last season; very dangerous player in transition (great finisher)						
10	John Fulkerson	F	6-9	210	RS-Fr.	Kingsport, Tenn. The Christ School (N.C.)
Note: Working his way back from two surgeries; high-energy forward appeared in only 10 games last season						
13	Jalen Johnson	G	6-7	190	RS-Fr.	Durham, N.C. Wesleyan Christian Academy
Note: Versatile wing added close to 15 pounds of muscle during his redshirt year; made his career debut Nov. 10						
33	Zach Kent	F	6-10	224	Fr.	Magnolia, Del. Blair Academy (N.J.)
Note: Barnes has said that the true freshman forward may have improved more than any player this preseason						
35	Yves Pons	G/F	6-5	203	Fr.	Fuveau, France INSEP Academy
Note: Perhaps the most athletic player on the roster, he has steadily worked his way into the rotation in late-Jan.						
5	Admiral Schofield	F	6-5	238	Jr.	Zion, Ill. Zion-Benton Township HS
Note: Team leader is seeing increased action on the wing this year but still leads the Vols in rebounding (second in scoring)						
1	Lamonté Turner	G	6-1	183	RS-So.	Florence, Ala. IMG Academy (Fla.)
Note: SEC Co-Sixth Man of the Year has games of 24 and 25 (2x) points this season; led team in scoring nine times						
15	Derrick Walker Jr.	F	6-8	238	Fr.	Kansas City, Mo. Sunrise Christian Academy
Note: Arrived on campus this summer physically prepared for SEC basketball; starred for the Vols in Europe back in August						
2	Grant Williams	F	6-7	241	So.	Charlotte, N.C. Providence Day School
Note: SEC Player of the Year leads the Vols in minutes played and scoring; has eight 20-point games this year						

STAFF

Head Coach: Rick Barnes
Record at Tennessee: 55-42 (3rd Year)
Overall Record : 659-356 (31st Year)

Associate Head Coach: Rob Lanier
Assistant Coach: Desmond Oliver
Assistant Coach: Michael Schwartz
Strength & Conditioning Coach: Garrett Medenwald
Athletic Trainer: Chad Newman
Director of Player Development: Riley Davis
Director of Basketball Operations: Mary-Carter Eggert
Director of Student-Athlete Development: Aubin Goporo
Assistant to the Head Coach: Kyle Condon
Graduate Managers: Parker Ratcliff and Todd Taravella

PRONUNCIATION GUIDE

Jordan Bowden	BAU-din (like old FSU coach)
Aubin Goporo	Aw-bin guh-POR-oh
Rob Lanier	luh-NEER
Garrett Medenwald	MAY-dihn-wald
Yves Pons	EEV POHNS
Lamonté Turner	luh-MAHN-tay

TENNESSEE BASKETBALL MEDIA RELATIONS CONTACTS

Tom Satkowiak	Assistant AD - Media Relations	Cell: 865-696-2897	Email: TomSID@tennessee.edu	Twitter: @TomSatkowiak
Josh Lively	Media Relations Graduate Assistant	Cell: 865-235-9728	Email: jlively3@vols.utk.edu	Twitter: @Josh_Lively1

► BY THE NUMBERS

6

» There are only six active NCAA head coaches who have more career Division I wins to their credit than **Rick Barnes** (659).

8

» Tennessee ranks eighth nationally in average home attendance, having drawn 16,210 fans through 15 home games at Thompson-Boling Arena.

12

» Tennessee allowed 65 or fewer points in 12 of its 18 SEC games this season. The Vols won 11 of those games, with the lone loss coming at Missouri, 59-55.

TEAM NOTES

TENNESSEE RIGHT NOW

- Tennessee enters Saturday's SEC Tournament semifinals riding a league-best, five-game win streak during which the Vols are allowing only 59.2 points per game while boasting a +8.6 scoring margin.
- The Vols played a home-and-home series against five SEC teams this season: Kentucky, South Carolina, Vanderbilt, Ole Miss and Georgia. Prior to the season, **Rick Barnes** stressed the importance of those games to his coaching staff and said the Vols needed to go 8-2 in those contests. Tennessee was better than that—it went 9-1.
- Picked to finish 13th in the SEC during the preseason, Tennessee entered this week's SEC Tournament as the SEC Champion and ranked 13th in the AP top 25 poll.

FAST BREAK

The Volunteers under head coach **Rick Barnes** are a perfect 3-0 at home against bitter rival Kentucky, defeating the Wildcats in Thompson-Boling Arena in 2016, 2017 and 2018.

SEC TOURNAMENT HISTORY

- Tennessee is 66-53 (.555) in 58 all-time SEC Tournament appearances.
- The Vols own the third-best SEC Tournament winning percentage among league schools, trailing only Kentucky (.839) and Alabama (.557).**
- Since the tournament was renewed in 1979, the Vols are 31-38 (.449).
- Tennessee has won the SEC Tournament four times, tying Florida for third-most among league schools. The Vols won the event in 1936, 1941, 1943 and 1979.
- UT has reached the championship game 10 times (tied for third-most among league schools), most recently in 2009 in Tampa.
- Tennessee has been the No. 2 seed three times previously at the SEC Tournament. The Vols defeated Auburn and Kentucky to win the tournament as the No. 2 seed in Birmingham in 1979. UT beat Vanderbilt before losing to Alabama as the No. 2 seed in 1982 in Lexington. And the Vols fell to Ole Miss in overtime as the No. 2 seed in New Orleans in 2012.**
- Tennessee's all-time record in the state of Missouri is 3-6. The only cities in which the Vols have appeared are St. Louis (2-1) and Columbia (1-5).

LAST MEETING WITH ARKANSAS

- After a late surge by Arkansas, No. 19 Tennessee came up short in overtime, 95-93, at Bud Walton Arena on Dec. 30, 2017.
- With a 68-61 edge in the final four minutes of the second half, the Razorbacks stormed back into the game behind a 12-2 run to take their first lead of the contest. Down by one with 18 seconds remaining, Tennessee's **Jordan Bone** drew a foul and tied the game at 73-73 to force overtime.

- Arkansas had all the momentum going into overtime and pulled away early on in the extra period with a 16-5 run. The Vols clawed back to make it a two-point game with eight seconds left behind back-to-back 3-pointers by **Lamonté Turner**, but it wasn't enough. The teams combined to score 42 total points in the five-minute overtime period.
- The Volunteers had five players with double-digit scoring, paced by Bone's season-high 21 points. He also had six boards and five assists in 38 minutes of action. **James Daniel III** had a big game off the bench, scoring 17 to go with four assists and a pair of rebounds and steals.
- Admiral Schofield** finished with 16 points and seven rebounds, while **Grant Williams** and Turner chipped in 12 and 10 points, respectively.
- Arkansas was paced by **Darryl Macon**, who finished with 33 points on 10-of-18 shooting from the field. **Jaylen Barford** added 28.
- Facing a high-pressure Arkansas defense, Tennessee guards Bone and Daniel III combined to commit only three turnovers in 73 minutes played.

TENNESSEE vs. ARKANSAS
IN THE SEC TOURNAMENT

- Tennessee is 3-3 all-time against Arkansas at the SEC Tournament.
- The most recent meeting was an 80-72 Arkansas victory at the 2015 tournament in Nashville. UT was the No. 10 seed, and the Razorbacks were the No. 2 seed.
- Saturday's clash marks the third meeting since 2011 for Vols and Razorbacks in the SEC Tournament.

BARNES IN LEAGUE TOURNEYS

- Rick Barnes** is 34-29 (.540) in conference tournament games as a head coach.
- He led Providence to the Big East Tournament championship in 1994.
- So in the last 30 years, Barnes has logged more conference tournament wins and as many conference tournament championships as Tennessee since the SEC Tournament was renewed 39 years ago in 1979 (Tennessee has one league tournament title and 31 wins during that span).

SEC CHAMPIONS

- Tennessee's win over Georgia last Saturday gave the Volunteers their 10th SEC Championship in program history—their fourth in the last 40 years.
- From 1933-50 the SEC Champion was determined by a tournament, except for 1935. Since 1951, when the round-robin schedule was introduced, the title has been decided by a winning percentage on the conference schedule.
- Tennessee won SEC Championships via the league tournament in 1936, 1941, 1943 and 1979. The Big Orange won the league via intra-conference win percentage in 1967, 1972, 1977, 1982, 2000, 2008 and now 2018.
- Only Kentucky (48) has more SEC regular-season titles than Tennessee (10).**

BARNES CAPTURES FOURTH
CONFERENCE CHAMPIONSHIP

- SEC Coach of the Year **Rick Barnes** has captured his fourth regular-season conference crown as a head coach.
- Barnes previously led Texas to Big 12 titles in 1999, 2006 (co-champs) and 2008 (co-champs).
- He also has one conference tournament title to his credit, having led Providence to the Big East Tournament championship in 1994.

TENNESSEE DOMINATES SEC
COACHES' POSTSEASON AWARDS

- In addition to landing two All-SEC performers, Tennessee swept Coach of the Year, Player of the Year and Sixth Man of the Year when the SEC coaches' postseason awards were announced March 6.
- Sophomore **Grant Williams** earned SEC Player of the Year acclaim and first-team All-SEC inclusion. Nine different Vols have now combined to win 12 SEC Player of the Year awards. Williams joins Naismith Memorial Basketball Hall of Famer **Bernard King** as the only Vols to win the award as underclassmen.
- Junior wing Admiral Schofield garnered second-team All-SEC status.
- Sophomore guard **Lamonté Turner** became UT's first ever recipient of the SEC Sixth Man of the Year award, sharing it with Missouri's **Jontay Porter**.
- And **Rick Barnes** became the fifth UT head coach to be named the SEC Coach of the Year. Barnes, **Ray Mears** (twice), **Don DeVoe** (three times), **Jerry Green** and **Bruce Pearl** (twice) have combined to win the award nine times with the Vols.

24 WINS AND COUNTING

- This is one of only six Tennessee teams to win at least 24 games in a single season** (see chart below).
- Tennessee has logged its 26th all-time 20-win season and its first since 2013-14, when the Vols finished with 24 victories and advanced to their seventh Sweet Sixteen.
- Tennessee also recorded 23 regular-season victories for the first time since 2009-10 (23).
- In 31 seasons as a Division I head coach, **Rick Barnes** has now led his teams to 20 or more wins 21 times.

RANK	SEASON	RECORD	POSTSEASON
1	2007-08	31-5	NCAA Sweet Sixteen
2	2009-10	28-9	NCAA Elite Eight
3	1999-2000	26-7	NCAA Sweet Sixteen
4	2006-07	24-11	NCAA Sweet Sixteen
5	2013-14	24-13	NCAA Sweet Sixteen
6	2017-18	24-7	TBD

BARNES' NCAA RÉSUMÉ IMPRESSIVE

- With this month's impending NCAA Tournament appearance, **Rick Barnes** will have guided four different programs to a total of 23 berths in The Big Dance. He led Providence and Clemson to three berths each before guiding Texas to 16 tournament appearances.
- In Tennessee's 108-year hardwood history, the Volunteers have made just 20 previous NCAA Tournament appearances.
- Barnes will become just the 13th head coach ever to lead four different programs to the Division I NCAA Tournament (and one of seven who are active).**

KENPOM RANKS VOLS THIRD IN NATION IN DEFENSIVE EFFICIENCY

- Respected statistical analyst **Ken Pomeroy** of KenPom.com rates Tennessee third in the nation in defensive efficiency, which is the number of points allowed per 100 possessions.
- There are only about 70 possessions for each team in the average college basketball game, so these numbers are higher than the "ppg" statistics commonly used by media.

RANK	TEAM	Adj. Def. Eff.
1	Virginia	84.2
2	Cincinnati	86.3
3	Tennessee	91.3
3	Texas Tech	92.2
5	Michigan	92.9

TWO BLOCKS OF GRANITE, A BIG CANADIAN & A PAIR OF JORDANS

- Tennessee has used just three different starting lineups this season. The most common includes **Jordan Bone**, **Jordan Bowden**, **Admiral Schofield**, **Grant Williams** and **Kyle Alexander** (the Canadian). That unit has started 28 of UT's 31 games, and Tennessee is 21-7 in those contests.

TENNESSEE LEADS LEAGUE WITH 11 WINS AWAY FROM HOME

- Tennessee's 11 wins away from home are the most among SEC teams this season.** The Volunteers have eight true road wins (in 12 tries) and three neutral-site wins (Purdue, NC State and Mississippi State).
- UT's true road wins have come at Georgia Tech, Wake Forest, Vanderbilt, South Carolina, Iowa State, Kentucky, Ole Miss and Mississippi State.

THREE VOLS COULD MAKE 50+ 3-POINTERS

- Tennessee could boast three players with 50 or more made 3-pointers for the first time since the 1999-2000 season.
- Lamonté Turner** already has 61 made triples, while **Admiral Schofield** has made 52, and **Jordan Bowden** has 49.
- In 1999-2000, the three Vols who accomplished that feat were: **Tony Harris** (73), **Jon Higgins** (53) and **Vincent Yarbrough** (53).
- That 1999-2000 squad finished with a 26-7 (12-4 SEC) record, won a share of the SEC regular-season championship and advanced to the Sweet Sixteen before falling to North Carolina in Austin, Texas.

BARNES A SEMIFINALIST FOR NAISMITH COACH OF THE YEAR

- SEC Coach of the Year **Rick Barnes** is one of 10 semifinalists for the Werner Ladder Naismith Trophy for Men's College Coach of the Year.
- In just his third season at Tennessee, Barnes guided the Vols to the regular-season SEC Championship. The Volunteers are rated No. 10 in the NCAA's RPI listing and have spent 14 consecutive weeks in the AP top-25 poll. Tennessee has won 10 games away from home and defeated five "Power Five" opponents during non-conference play (Purdue, NC State, Georgia Tech, Wake Forest and Iowa State).
- Four finalists will be announced on March 15.

BARNES APPROACHING JOHN WOODEN'S CAREER WINS TOTAL

- Rick Barnes** owns 659 Division I wins in his 31 seasons as a head coach. Legendary UCLA coach **John Wooden** totaled 664 victories during his 29-year career.
- Barnes needs only six more wins to ascend past Wooden into 26th place on the all-time D-I wins list.

UT SIXTH IN NCAA IN ASSIST RATE

- According to noted college basketball statistical analyst **Ken Pomeroy** of KenPom.com, Tennessee ranks sixth nationally with an assist rate of 62.9 percent (meaning that 62.9 percent of the Vols' made field goals have been assisted on).
- That is the highest assist rate among SEC teams.
- The Vols average 15.9 assists per game, which ranks first in the SEC and 38th in the country.**

WINDICATORS

- Tennessee under **Rick Barnes** is 26-3 when holding its opponent below a .390 field-goal percentage.
- Tennessee under **Rick Barnes** is 22-3 when it takes a double-digit lead into halftime.
- UT is undefeated *this season* (17-0) when their opponent posts a field-goal percentage below .400.
- The Vols are 11-1 this season when they out-rebound their opponent.
- The Vols are 7-0 this season when Knoxville native **Jordan Bowden** scores at least 15 points.
- Tennessee is 7-1 during **Lamonté Turner's** career when he makes four or more 3-pointers.
- UT is 5-2 during **Kyle Alexander's** career when he scores 10 or more points.
- Tennessee is 10-3 during **Jordan Bone's** career when he records at least five assists.

COMPARING SEC WINS vs. LOSSES

WINS	STATISTIC	LOSSES
63.2	Points Allowed	79.8
.397	3-Point FG Pct.	.312
+1.1	Rebound Margin	-3.2
+2.0	Turnover Margin	-0.2
+1.0	Grant Williams' Assist/Turnover Ratio	0.3
.506	Admiral Schofield Field-Goal Pct.	.353
9.8	Jordan Bowden PPG	5.6
.353	Jordan Bowden 3-Pt. Pct.	.176

NATIONAL POLLS

ASSOCIATED PRESS POLL

Updated: March 5

Rank	School	Record	Points
1	Virginia (65)	28-2	1,625
2	Villanova	27-4	1,516
3	Xavier	27-4	1,510
4	Michigan State	29-4	1,346
5	Duke	25-6	1,340
6	Gonzaga	28-4	1,254
7	Michigan	28-7	1,231
8	Cincinnati	27-4	1,213
9	Kansas	24-7	1,129
10	Purdue	28-6	1,096
11	Wichita State	24-6	861
12	North Carolina	22-9	852
13	Tennessee	23-7	825
14	Texas Tech	23-8	784
15	Arizona	24-7	739
16	Auburn	25-6	692
17	Ohio State	24-8	603
18	West Virginia	22-9	486
19	Clemson	22-8	422
20	Saint Mary's	28-4	385
21	Houston	24-6	247
22	Nevada	26-6	218
23	Florida	20-11	192
24	Miami (Fla.)	22-8	191
25	Rhode Island	23-6	86

Receiving Votes: St. Bonaventure 72, Kentucky 66, TCU 45, Loyola-Chicago 43, Virginia Tech 15, Seton Hall 10, Middle Tennessee 9, Creighton 8, Arkansas 4, NC State 2, Nebraska 2, Kansas State 2, Buffalo 1, New Mexico State 1, Texas A&M 1, Florida State 1

Dropped from rankings: Kentucky 23, Middle Tennessee 24

USA TODAY COACHES' POLL

Updated: March 5

Rank	School	Record	Points
1	Virginia (32)	28-2	800
2	Xavier	27-4	753
3	Villanova	27-4	730
4	Duke	25-6	678
5	Michigan State	29-4	619
6	Gonzaga	28-4	616
7	Michigan	28-7	605
8	Cincinnati	27-4	579
9	Kansas	24-7	566
10	Purdue	28-6	553
11	North Carolina	22-9	441
12	Tennessee	23-7	402
13	Texas Tech	23-8	386
14	Wichita State	24-6	382
15	Auburn	25-6	321
16	Ohio State	24-8	303
17	Arizona	24-7	278
18	West Virginia	22-9	241
19	Saint Mary's	28-4	227
20	Clemson	22-8	183
21	Houston	24-6	123
22	Nevada	26-6	122
23	Florida	20-11	106
24	Rhode Island	23-6	66
25	Miami (Fla.)	22-8	57

Receiving Votes: Kentucky 41, Creighton 39, Loyola-Chicago 30, Middle Tennessee 28, NC State 18, TCU 17, St. Bonaventure 17, Virginia Tech 17, Seton Hall 14, Arizona State 8, New Mexico State 7, Arkansas 6, Florida State 5, Missouri 5, Texas A&M 5, Oklahoma 3, Baylor 2, Kansas State 1

Dropped from rankings: Middle Tennessee 23, Creighton 24, Kentucky 25

TRACKING TENNESSEE IN THE POLLS

	AP	COACHES'
Pre	NR	NR
11/13	NR	-
11/20	NR	NR
11/27	RV	RV
12/4	24	RV
12/11	20	20
12/18	21	20
12/25	19	20 (Dec. 26)
1/1	23	22 (Jan. 2)
1/8	24	23
1/15	21	21
1/22	22	21
1/29	18	19
2/5	15	14
2/12	18	17
2/19	19	19
2/26	16	17
3/5	13	12
Final		

RPI TRACKER (through March 4)

CBSsports.com	10
ESPN.com InsideRPI / BPI	9 / 15
KenPom.com	14
NCAA (official)	10
Sagarin	19

Tennessee's "Best" Official NCAA RPI Wins:
Purdue (9), Kentucky (twice, 17), Texas A&M (24), Florida (44)

2017-18 SEC STANDINGS (through March 6)

	SEC	Pct.	H	A	ALL	Pct.	H	A	N	Streak
Auburn [^]	13-5	.722	8-1	5-4	25-6	.806	15-1	7-4	3-1	W1
Tennessee[^]	13-5	.722	8-1	5-4	23-7	.767	13-2	8-4	2-1	W4
Florida	11-7	.611	6-3	5-4	20-11	.645	12-5	5-4	3-2	W3
Kentucky	10-8	.556	7-2	3-6	21-10	.677	16-2	4-7	1-2	L1
Missouri	10-8	.556	6-3	4-5	20-11	.645	13-3	5-6	2-2	W2
Arkansas	10-8	.556	7-2	3-6	21-10	.677	15-2	3-7	3-1	L1
Mississippi St.	9-9	.500	7-2	2-7	21-10	.677	18-2	2-8	1-0	L2
Texas A&M	9-9	.500	6-3	3-6	20-11	.645	13-3	4-7	3-1	W3
Alabama	8-10	.444	6-3	2-7	17-14	.548	12-5	2-8	3-1	L5
LSU	8-10	.444	6-3	2-7	17-13	.567	13-4	3-7	1-2	W1
South Carolina	7-11	.389	5-4	2-7	16-15	.516	10-5	4-8	2-2	L1
Georgia	7-11	.389	5-4	2-7	16-14	.533	11-4	4-9	1-1	L2
Vanderbilt	6-12	.333	5-4	1-8	12-19	.387	11-7	1-10	0-2	W1
Ole Miss	5-13	.278	4-5	1-8	12-19	.387	10-8	1-10	1-1	L3

[^] SEC Co-Champions

FAST BREAK

Tennessee has produced four of the top 10 all-time scorers in SEC history: **Allan Houston** (No. 2; 2,801 points), **Ernie Grunfeld** (No. 5; 2,249 points), **Tony White** (No. 6; 2,219 points) and **Chris Lofton** (No. 10; 2,131 points).

TRENDING NOW

- In SEC play, Tennessee led the league in assists per game (15.1) while ranking second in scoring margin (+5.0), free-throw percentage (.767) and assist/turnover (1.3).
- Tennessee won six games in the month of February. The Vol totaled six February wins in the the three previous seasons.
- From 2013-17 (four seasons), Tennessee had 20 or more assists in game seven times. This year, the Vols have posted eight 20-assist games.**
- Among Division I players averaging at least two FG attempts per game, **Kyle Alexander's** two-point FG percentage of .680 ranks 15th in the nation.
- Sophomore point guard **Jordan Bone** ranked second in the SEC with a 3.47 assist/turnover ratio during league play. He had a positive or even assist/turnover ratio in 16 of 18 conference games.
- Over UT's last 10 games, Bone owns a 3.69 assist/turnover ratio (48 assists, 13 turnovers).**
- Sophomore guard **Lamonté Turner** has made 26 3-pointers over UT's last 10 games (2.6 per game).
- Turner led the SEC with a .940 (47-of-50) free-throw percentage during league play.
- A testament to its depth, Tennessee does not have a single player ranked in the top 20 in the SEC in minutes played this season (overall or during league play).

SEC POY WILLIAMS WORKING THROUGH DOUBLE-TEAMS

- Despite being the focal point of opponents' scouting reports, SEC Player of the Year and Tennessee leading scorer **Grant Williams** remains efficient offensively.
- Facing regular double-teams, Williams shot .463 in SEC play, ranking ninth in the league.
- Williams' 16.1 points per game in SEC games ranked ninth in the conference.
- He scored 15 or more points in 11 of Tennessee's 18 SEC games.
- Williams draws 6.8 fouls per game. That ranks 31st nationally among all players in Division I.**

RECORD BOOK WATCH

- The school record for 3-point percentage is .391, set during the 1989-90 season. Tennessee's current 3-point percentage is .377. That would rank 10th on the program's single-season list.
- Junior **Kyle Alexander** has 114 career blocks to rank 12th on Tennessee's all-time career list. His 51 blocks this year rank tied as the seventh-best single-season total in program history.
- Sophomore **Grant Williams** has 102 career blocks and recently became just the 15th player in school history to block 100+ shots (one of only five players 6-7 or shorter to do so).
- Jordan Bone** owns an overall assist/turnover ratio of 2.64 this season. If that held, he would rank fifth on UT's all-time single-season list.

TURNER EARNS SEC SIXTH MAN OF THE YEAR HONORS

- SEC Co-Sixth Man of the Year **Lamonté Turner** has not started a game this season, but he has come off the bench to score 15 or more points nine times.
- Turner is the team's third-leading scorer both overall (10.7 ppg) and in SEC play (11.4 ppg).
- The Alabama native has held or shared the team lead in scoring nine times this season. He had a pair of 25-point performances in SEC play (vs. Auburn and at South Carolina).
- Turner made a season-high six 3-pointers in UT's Jan. 27 win at Iowa State, finishing with 20 points.
- His go-ahead 3-pointer at Kentucky on Feb. 6 with 26 seconds left in regulation secured the Vols' first win at Kentucky on since 2006.
- Turner also authored a streak of 130+ consecutive minutes played without committing a turnover, dating from the first half at South Carolina on Jan. 20 to the first half of UT's win at Kentucky on Feb. 6.

VOLUNTEERS EXTEND 13-YEAR STREAK OF TOP-20 ATTENDANCE

- Tennessee finished eighth nationally in average regular-season home attendance this year, drawing an average of 16,210 fans to 15 games at Thompson-Boling Arena.
- Tennessee's average home attendance this season was its highest since 2012-13 (17,395, 6th nationally).
- The Vols have now ranked among the top 20 in attendance for 14 consecutive years, including six seasons ranked in the top five nationally.

"QUOTABLE"



SEC Co-Sixth Man of the Year
Lamonté Turner on why he's not afraid to take big shots at the end of close games...

"I'm not scared of coming back to the locker room and looking my teammates in the eye if I miss."

SPECIALTY-STAT TRACKER

Opponent	Points in the Paint	Points Off TOs	2nd Chance Points	Bench Points
Presbyterian	38	26	7	31
High Point	24	29	15	35
vs. Purdue	38	20	21	25
vs. Villanova	38	19	21	23
vs. NC State	16	22	5	22
Mercer	30	32	10	33
at Georgia Tech	20	8	6	33
Lipscomb	28	13	8	30
North Carolina	24	19	16	21
Furman	32	11	9	16
at Wake Forest	30	17	5	14
at Arkansas	30	10	11	33
Auburn	28	9	18	28
Kentucky	30	16	16	17
at Vanderbilt	40	12	13	13
Texas A&M	32	22	11	15
at Missouri	28	16	13	14
at South Carolina	32	19	9	39
Vanderbilt	16	7	10	15
at Iowa State	22	14	22	36
LSU	32	8	16	44
Ole Miss	26	23	10	35
at Kentucky	30	11	8	16
at Alabama	18	10	8	18
South Carolina	30	13	9	19
at Georgia	20	16	8	19
Florida	32	11	4	8
at Ole Miss	28	7	8	21
at Mississippi St.	36	13	10	25
Georgia	26	13	7	15
vs. Mississippi St.	26	20	22	19
Total +/-	+22	+71	-4	+217
Season Highs	40	32	22 (2x)	44

ACTIVE CAREER SCORERS (DI)

Rank	Player	Games School	Career Played	Points
1	Jordan Howard	Central Arkansas	120	2,443
2	Jonathan Stark	Murray State	129	2,222
3	Andrew Rowsey	Marquette	125	2,211
4	Trevon Bluiett	Xavier	138	2,187
5	Mike Daum	South Dakota St.	101	2,161
6	Chris Clemons	Campbell	94	2,147
6	Tyler Nelson	Fairfield	126	2,147
8	Marcus Foster	Creighton	128	2,147
9	James Daniel III	Tennessee	121	2,108

Through March 4

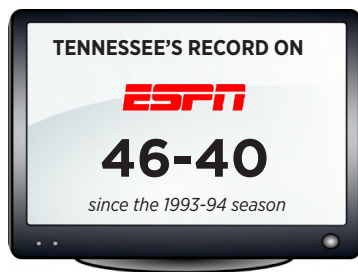


"QUOTABLE"



Junior Wing
Admiral Schofield

"We are a very unselfish team. We can score in many different ways. It's no big deal for us to play hot potato out there and get the ball moving. Whoever has the best shot can take it."



NUMBERS OF NOTE

+10.88

Tennessee sophomore point guard **Jordan Bone** owns the best plus-minus rating per 40 minutes on the team, boasting a +11.58.

16

There are only 16 Division players older than Vols grad transfer **James Daniel III**. And among players from "Power Five" conferences, Daniel is the second-oldest in the country.

1,140

Last year's UT freshmen scored a school-record 1,140 points. That group accounted for 47.8 percent of UT's points, 59.0 percent of the team's assists and 57.7 percent of the team's steals.

14 STRAIGHT WEEKS IN TOP 25

- The Vols are riding a streak of 14 straight weeks in the top 25. As a ranked team, Tennessee is 17-6 this season.
- Tennessee on Dec. 4 made its first appearance in the AP poll since 2010—nearly seven full years. The Vols landed at No. 24 in that week's AP poll.
- Prior to that week, the last time UT appeared in the top 25 was Dec. 20, 2010 (19th AP, 18th coaches).
- **This week, UT stands at No. 13 in the AP poll and No. 12 in the coaches poll. Both are season-bests.**

UT IN RARE RANKED COMPANY

- Tennessee is one of three schools whose men's and women's basketball teams are both ranked in the latest Associated Press top-25 poll.
- The Vols are ranked 13th, and the Lady Vols (24-7, 11-5 SEC) are ranked 12th under coach **Holly Warlick**.
- Other schools with two ranked hoops squads (AP poll) are Duke and Ohio State.

SCHOFIELD'S TRANSITION TO THE WING HAS BEEN A HUGE SUCCESS

- After playing a frontcourt role his first two years at Tennessee, junior **Admiral Schofield** transitioned to the wing this season and blossomed into an All-SEC performer.
- One of the team's hardest workers who is constantly in the gym, he estimates that he takes an average of 350 shots daily.
- Schofield is the team's leading rebounder and second-leading scorer (overall and in SEC play). He has led the Vols in rebounding 14 times on the year.
- Schofield's 52 made 3-pointers are the second-most on the team, and he's made multiple 3-pointers in 20 of UT's 31 games this season.
- Schofield this year has exceeded his total number of long range makes (52) from his first two years as a Vol (46).
- He has 32 steals this season (second-most on the team) after totaling 21 in his two years as an underclassman.
- During SEC play, junior wing Schofield ranked 17th in the league in scoring (14.7 ppg), seventh in total rebounding (6.7 rpg), seventh in defensive rebounding (4.8 drpg) and seventh in FG percentage (.469).
- Schofield is the reigning SEC Co-Player of the Week... for the second consecutive week.

"QUOTABLE"

Josh Richardson, Miami Heat

"I think (Rick Barnes is) a great coach. I wanted to play for him really bad my whole life growing up. I was a big Texas fan. I'm a bit jealous that these guys get to play for him."

ALEXANDER MUCH IMPROVED

- Junior forward **Kyle Alexander** was 38-for-51 (.745) from the field during SEC play.
- After scoring in double digits just one time in his first two seasons (64 games), he has scored 10 or more points six times this season.
- The Jan. 27 win at Iowa State was Alexander's fourth game this season with 10 or more rebounds.
- Through 30 games, Alexander has essentially doubled his production from his first two seasons as an underclassman, tallying 5.4 points, 5.6 rebounds and 1.6 blocks in 20.2 minutes per game while starting every contest.

J-BIRD REACHES 2K MILESTONE

- Graduate transfer **James Daniel III** is Division I's ninth-leading active career scorer, and on Dec. 20 vs. Furman (his 100th career game played), he eclipsed the 2,000-career-point milestone. He now has 2,108 total collegiate points.
- 90 of those games, and 1,933 of those points, were scored during Daniel's standout career at Howard.

DANIEL A DARN GOOD DISTRIBUTOR

- Graduate transfer **James Daniel III** is the first Vol to log multiple games of 10 or more assists in a single season in 24 years.
- **LaMarcus Golden** had two double-digit assist games in 1993-94, dishing out 12 vs. UT Martin (11/26/93) and 14 at South Carolina (1/19/94).
- Daniel distributed a career-high 10 assists in the win over High Point on Nov. 14 (his second game as a Vol). He then recorded 10 assists during UT's victory over Mercer on Nov. 29. And he didn't have a turnover in either game.
- **For the first time in his career, Daniel—a green-light, volume shooter at Howard who has more than 2,000 career points to his credit—has more assists (93) than made field goals (54).**

▶ LAST THREE GAMES

#	Player	gp-gs	min	avg	Total		3-Point		F-Throw		Rebounds								a	to	blk	stl	pts	avg
					fg-fga	fg%	3fg-fga	3fg%	ft-fa	ft%	off	def	tot	avg	pf	dq								
05	Schofield, Admiral	3-3	98	32.7	21-46	.457	4-15	.267	14-17	.824	4	14	18	6.0	5	0	3	4	1	2	60	20.0		
02	Williams, Grant	3-3	90	30.0	12-32	.375	0-1	.000	16-21	.762	7	14	21	7.0	10	1	5	8	2	1	40	13.3		
01	Turner, Lamonte	3-0	88	29.3	13-24	.542	6-12	.500	4-7	.571	4	9	13	4.3	6	0	7	3	0	5	36	12.0		
23	Bowden, Jordan	3-3	91	30.3	4-20	.200	2-10	.200	9-10	.900	3	9	12	4.0	6	0	11	5	1	4	19	6.3		
00	Bone, Jordan	3-2	71	23.7	8-18	.444	2-6	.333	1-2	.500	0	7	7	2.3	2	0	5	4	0	1	19	6.3		
11	Alexander, Kyle	3-3	59	19.7	4-10	.400	0-0	.000	5-6	.833	8	10	18	6.0	8	0	0	1	3	2	13	4.3		
15	Walker, Derrick	3-0	31	10.3	3-5	.600	0-0	.000	2-4	.500	4	2	6	2.0	4	0	1	1	0	0	8	2.7		
03	Daniel, James	3-1	50	16.7	2-5	.400	2-4	.500	0-0	.000	2	2	4	1.3	3	0	7	6	0	1	6	2.0		
35	Pons, Yves	3-0	19	6.3	1-2	.500	0-1	.000	1-2	.500	0	4	4	1.3	3	0	1	0	0	0	3	1.0		
10	Fulkerson, John	1-0	1	1.0	0-0	.000	0-0	.000	0-0	.000	0	1	1	1.0	0	0	0	0	0	0	0	0.0		
24	Campbell, Lucas	1-0	2	2.0	0-0	.000	0-0	.000	0-0	.000	0	0	0	0.0	0	0	0	0	0	0	0	0.0		
	Team										4	4	8											
	Total.....	3	600		68-162	.420	16-49	.327	52-69	.754	36	76	112	37.3	47	1	40	32	7	16	204	68.0		
	Opponents.....	3	600		62-159	.390	17-59	.288	33-47	.702	29	66	95	31.7	58	2	20	40	14	15	174	58.0		

11 KYLE ALEXANDER

JR Forward | 6-11 | 220 | Communication Studies
Milton, Ontario, Canada | Orangeville Prep

@KyleJamal4

- Shot 75 percent (38-of-51) from the field during SEC play (didn't shoot often but took "good" shots)
- **Among DI players averaging at least two FG attempts per game, his shooting percentage of .688 ranks 12th in the nation**
- Ranks eighth in the SEC in offensive rebounds per game with 2.33 and eighth in blocks per game with 1.63
- **Recorded multiple blocks in 14 games this season; ranks 81st in the country in blocks per game (1.65)**
- Leads all returning Vols with 95 career games played; only grad transfer James Daniel III has more collegiate appearances (121) among players on this roster
- Came up with a huge steal with 38 seconds left vs. Georgia (3/3) to help seal the win and clinch a share of the SEC Title
- Posted his second career double-double with 10 points and a career-high-tying 13 rebounds at Georgia (2/17)
- Dominated the paint vs. Ole Miss (2/3) with a career-high-tying 14 points, six boards, four blocks and two steals
- Paced the Vols in rebounding during the Battle 4 Atlantis, tallying 10.3 rpg to go along with 8.3 ppg and 1.7 bpg
- Turned in his first career double-double with 13 points and 11 rebounds, both of which tied then-career highs, in UT's win over #18 Purdue (11/22)
- His oldest sister, 6-4 center Kayla Alexander, played collegiately at Syracuse from 2009-13 and is the school's all-time leading scorer (2,024) and shot-blocker (350); she now plays for the WNBA's Indiana Fever

SEASON/CAREER HIGHS

Points

Season 14 (2x), last vs. Ole Miss (2/3/18)
Career Same

Rebounds

Season 13 (2x), last at Georgia (2/17/18)
Career Same

Assists

Season 3 at Wake Forest (12/23/17)
Career Same

Blocks

Season 4 (3x), last vs. Ole Miss (2/3/18)
Career 6 at TCU (1/30/16)

Steals

Season 2 (5x), last at Georgia (2/17/18)
Career 2 (7x), last at Georgia (2/17/18)

Minutes

Season 30 vs. Texas A&M (1/13/18)
Career 31 at TCU (1/30/16)

Field Goals Made

Season 6 (2x), last at Missouri (1/17/18)
Career Same

Field Goals Attempted

Season 9 vs. Purdue (11/22/17)
Career Same

3-Pt. Field Goals Made

Season 1 vs. Purdue (11/22/17)
Career 1 (2x), last vs. Purdue (11/22/17)

3-Pt. Field Goals Attempted

Season 1 vs. Purdue (11/22/17)
Career 1 (7x), last vs. Purdue (11/22/17)

Free Throws Made

Season 4 vs. Ole Miss (2/3/18)
Career 5 vs. Chattanooga (11/11/16)

Free Throws Attempted

Season 5 (2x), last vs. Kentucky (1/6/18)
Career 8 vs. Chattanooga (11/11/16)

2017-18 GAME-BY-GAME STATS

OPPONENT	DATE	St	MIN	FG-FGA	PCT	3FG-FGA	PCT	FT-FTA	PCT	OFF DEF TOT	PF	A	T/O	BLK	STL	PTS
Presbyterian	11/10/17	f	17	2-3	.667	0-0	.000	0-1	.000	2 2 4	5	0	1	1	0	4
High Point	11/14/17	f	15	1-1	1.000	0-0	.000	1-2	.500	4 3 7	1	0	1	2	0	3
vs. Purdue	11/22/17	f	29	6-9	.667	1-1	1.000	0-0	.000	5 6 11	4	1	1	1	2	13
vs. Villanova	11/23/17	f	14	2-2	1.000	0-0	.000	0-0	.000	4 3 7	3	0	1	0	0	4
vs. NC State	11/24/17	f	29	3-7	.429	0-0	.000	2-5	.400	7 6 13	2	0	1	4	2	8
Mercer	11/29/17	f	15	0-1	.000	0-0	.000	1-2	.500	1 2 3	2	1	0	1	0	1
at Georgia Tech	12/3/17	f	25	3-5	.600	0-0	.000	1-2	.500	2 9 11	5	0	1	3	1	7
Lipscomb	12/9/17	f	20	2-4	.500	0-0	.000	2-2	1.000	1 2 3	1	1	0	4	1	6
North Carolina	12/17/17	f	19	2-3	.667	0-0	.000	1-2	.500	3 1 4	2	0	0	3	0	5
Furman	12/20/17	f	11	0-0	.000	0-0	.000	2-2	1.000	1 3 4	0	0	0	0	0	2
at Wake Forest	12/23/17	f	23	5-6	.833	0-0	.000	1-1	1.000	1 3 4	1	3	0	2	0	11
at Arkansas	12/30/17	f	22	2-2	1.000	0-0	.000	0-0	.000	2 4 6	5	0	1	1	0	4
Auburn	1/2/18	f	20	1-1	1.000	0-0	.000	0-0	.000	3 3 6	1	2	1	1	1	2
Kentucky	1/6/18	f	24	3-3	1.000	0-0	.000	3-5	.600	2 3 5	4	0	0	1	2	9
at Vanderbilt	1/9/18	f	11	0-0	.000	0-0	.000	0-0	.000	0 0 0	4	0	0	0	0	0
Texas A&M	1/13/18	f	30	5-6	.833	0-0	.000	4-4	1.000	3 3 6	0	1	1	3	1	14
at Missouri	1/17/18	f	22	6-6	1.000	0-0	.000	0-0	.000	3 1 4	3	0	1	3	0	12
at South Carolina	1/20/18	f	14	1-1	1.000	0-0	.000	1-1	1.000	1 2 3	2	0	0	2	0	3
Vanderbilt	1/23/18	f	19	2-2	1.000	0-0	.000	2-2	1.000	1 4 5	1	0	2	3	0	6
at Iowa State	1/27/18	f	27	1-2	.500	0-0	.000	2-2	1.000	5 5 10	3	0	1	1	0	4
LSU	1/31/18	f	26	2-3	.667	0-0	.000	0-0	.000	1 4 5	1	2	1	3	0	4
Ole Miss	2/3/18	f	23	5-6	.833	0-0	.000	4-4	1.000	4 2 6	3	0	2	4	2	14
at Kentucky	2/6/18	f	24	3-4	.750	0-0	.000	0-0	.000	2 2 4	2	0	1	2	1	6
at Alabama	2/10/18	f	14	1-3	.333	0-0	.000	0-0	.000	1 3 4	2	0	0	0	0	2
South Carolina	2/13/18	f	9	0-0	.000	0-0	.000	0-2	.000	0 1 1	3	0	1	1	1	0
at Georgia	2/17/18	f	27	5-7	.714	0-0	.000	0-0	.000	6 7 13	3	0	3	1	2	10
Florida	2/21/18	f	22	0-0	.000	0-0	.000	0-0	.000	0 3 3	2	0	1	1	0	0
at Ole Miss	2/24/18	f	15	0-1	.000	0-0	.000	0-0	.000	1 3 4	2	0	0	0	0	0
at Mississippi State	2/27/18	f	12	1-2	.500	0-0	.000	2-2	1.000	2 1 3	3	0	0	0	0	4
Georgia	3/3/18	f	29	1-4	.250	0-0	.000	0-0	.000	2 7 9	1	0	0	1	2	2
vs. Mississippi State	3/9/18	f	18	2-4	.500	0-0	.000	3-4	.750	4 2 6	4	0	1	2	0	7

■ PRODUCTION TRACKER

	Last Season	This Season	Career
Scored 5+ Points	12	14	29
Scored 10+ Points	1	6	7
Had 5+ Rebounds	12	16	37
Had 10+ Rebounds	-	5	6
Led the Vols in Rebounds	5	6	15
Had a Double-Double	-	2	2
Had Multiple Blocks	9	14	30
Led the Vols in Blocks	10	19	39
Had Multiple Steals	1	6	8
Had Multiple Dunks	1	4	5



CAREER STATS

	GP-GS	Min	Avg	FG-A	Pct	3FG-A	Pct	FT-A	Pct	Off-Def-Rebs	Avg	PF-FO	Ast	TO	Blk	Stl	Pts	Avg
2015-16	32-11	391	12.2	16-37	.432	0-0	.000	21-32	.656	49-52-101	3.2	55-0	2	14	31	5	53	1.7
2016-17	32-23	447	14.0	41-88	.466	1-6	.167	22-44	.500	57-72-129	4.0	53-0	6	15	33	6	105	3.3
2017-18	31-31	625	20.2	67-98	.684	1-1	1.000	32-45	.711	74-100-174	5.6	75-3	11	23	51	18	167	5.4
TOTAL	95-65	1463	15.4	124-223	.556	2-7	.286	75-121	.620	180-224-404	4.3	183-3	19	52	115	29	325	3.4

JORDAN BONE

SO Guard | 6-3 | 176 | Recreation and Sport Management
Nashville, Tenn. | The Ensworth School



@JordanBone23

- His career assist/turnover ratio stands at 2.39, while his season ratio (2.64) ranks second in the SEC and 33rd in the country
- **Ranked second in the SEC during league play with an impressive 3.7 assist/turnover ratio with (66 assists, 18 turnovers)**
- Team leader in assists (111); Vols lead the SEC with 16.0 apg this season
- Tied a career high in assists with eight while adding six points and four rebounds in win over Ole Miss (2/24)
- Scored 12 points while recording a career-high-tying eight assists and no turnovers in win vs. LSU (1/31)
- Dropped season-highs in points (21) and rebounds (6) to go along with five assists at Arkansas (12/30)
- Used his elite speed to take over the second half at Wake Forest (12/23), dropping 12 points while dishing out five assists to jumpstart UT's offense
- Capped off the Battle 4 Atlantis with a 13-point performance to help the Vols defeat NC State (11/24)
- According to Rick Barnes, Bone's speed is elite and is on par with that of former Barnes pupil and National Player of the Year T.J. Ford
- His older brother, Josh Bone, was a two-year letterman for the Vols from 2009-11 and contributed on UT's 2010 Elite Eight team

SEASON/CAREER HIGHS

Points

Season 21 at Arkansas (12/30/17)
Career 23 at Vanderbilt (1/14/17)

Rebounds

Season 6 (2x), last at Kentucky (2/6/18)
Career 8 at Mississippi State (2/4/17)

Assists

Season 8 (2x), last at Ole Miss (2/24/18)
Career 8 (3x), last at Ole Miss (2/24/18)

Blocks

Season 1 at Georgia Tech (12/3/17)
Career Same

Steals

Season 3 vs. Presbyterian (11/10/17)
Career 3 (3x) last vs. Presbyterian (11/10/17)

Minutes

Season 38 at Arkansas (12/30/17)
Career Same

Field Goals Made

Season 7 at Arkansas (12/30/17)
Career 8 (2x), last at Vanderbilt (1/14/17)

Field Goals Attempted

Season 16 at Arkansas (12/30/17)
Career Same

3-Pt. Field Goals Made

Season 3 vs. Auburn (1/2/18)
Career 4 (2x), last vs. Georgia (3/9/17)

3-Pt. Field Goals Attempted

Season 6 vs. Auburn (1/2/18)
Career 6 (2x), last vs. Auburn (1/2/18)

Free Throws Made

Season 6 at Georgia Tech (12/3/17)
Career Same

Free Throws Attempted

Season 8 at Georgia Tech (12/3/17)
Career Same

2017-18 GAME-BY-GAME STATS

OPPONENT	DATE	St	MIN	FG-FGA	PCT	3FG-FGA	PCT	FT-FTA	PCT	OFF DEF TOT	PF	A	T/O	BLK	STL	PTS
Presbyterian	11/10/17		16	2-5	.400	1-1	1.000	4-4	1.000	0 0 0	4	0	0	3	9	
High Point	11/14/17	g	22	6-8	.750	2-3	.667	2-2	1.000	2 2 4	3	2	6	0	0	16
vs. Purdue	11/22/17	g	29	1-10	.100	1-2	.500	1-2	.500	1 1 2	0	3	2	0	2	4
vs. Villanova	11/23/17	g	15	1-3	.333	0-1	.000	2-2	1.000	0 2 2	3	4	1	0	0	4
vs. NC State	11/24/17	g	22	3-5	.600	2-3	.667	5-6	.833	1 1 2	1	2	2	2	0	13
Mercer	11/29/17	g	19	0-3	.000	0-2	.000	2-2	1.000	0 0 0	1	4	1	0	0	2
at Georgia Tech	12/3/17	g	26	0-4	.000	0-2	.000	6-8	.750	0 0 0	1	4	1	1	1	6
Lipscomb	12/9/17	g	23	2-3	.667	1-1	1.000	0-0	.000	0 1 1	1	6	1	0	0	5
North Carolina	12/17/17	g	26	4-9	.444	0-3	.000	2-2	.000	3 1 4	0	4	2	0	1	10
Furman	12/20/17	g	24	0-5	.000	0-1	.000	1-2	.500	0 0 0	1	1	0	0	1	1
at Wake Forest	12/23/17	g	30	5-11	.455	0-2	.000	2-2	1.000	0 0 0	2	5	3	0	1	12
at Arkansas	12/30/17	g	38	7-16	.438	2-3	.667	5-6	.833	0 6 6	1	5	1	0	1	21
Auburn	1/2/18	g	32	6-13	.462	3-6	.500	3-4	.750	0 2 2	2	2	1	0	0	18
Kentucky	1/6/18	g	9	2-3	.667	1-1	1.000	0-0	.000	0 0 0	0	1	1	0	0	5
at Vanderbilt	1/9/18	g	25	3-5	.600	2-3	.667	0-0	.000	0 3 3	3	2	0	0	0	8
Texas A&M	1/13/18	g	27	3-7	.429	0-2	.000	4-4	1.000	1 2 3	0	4	2	0	2	10
at Missouri	1/17/18	g	24	0-6	.000	0-1	.000	1-2	.000	0 2 2	1	3	0	0	1	1
at South Carolina	1/20/18	g	16	1-3	.333	0-0	.000	0-0	.000	0 1 1	2	1	3	0	0	2
Vanderbilt	1/23/18	g	13	1-4	.250	0-1	.000	0-0	.000	0 3 3	1	3	0	0	0	2
at Iowa State	1/27/18	g	17	1-5	.200	0-3	.000	0-0	.000	0 5 5	0	3	2	0	1	2
LSU	1/31/18	g	26	5-8	.625	2-4	.500	0-0	.000	0 4 4	0	8	0	0	0	12
Ole Miss	2/3/18	g	23	1-5	.200	1-3	.333	0-0	.000	0 2 2	1	6	0	0	0	3
at Kentucky	2/6/18	g	22	2-9	.222	0-1	.000	0-0	.000	0 6 6	1	4	2	0	2	4
at Alabama	2/10/18	g	14	1-5	.200	0-1	.000	0-0	.000	0 0 0	0	2	1	0	1	2
South Carolina	2/13/18	g	15	1-3	.333	0-0	.000	0-0	.000	0 3 3	1	4	0	0	0	2
at Georgia	2/17/18	g	19	1-5	.200	0-1	.000	2-2	1.000	0 0 0	2	7	0	0	0	4
Florida	2/21/18	g	32	3-9	.333	0-1	.000	0-0	.000	0 2 2	1	4	2	0	0	6
at Ole Miss	2/24/18	g	31	2-5	.400	0-1	.000	2-2	1.000	0 4 4	3	8	4	0	1	6
at Mississippi State	2/27/18	g	27	4-8	.500	0-2	.000	0-0	.000	0 3 3	0	2	1	0	0	8
Georgia	3/3/18	g	19	2-3	.667	2-2	1.000	0-0	.000	0 2 2	1	0	1	0	0	6
vs. Mississippi State	3/9/18	g	25	2-7	.286	0-2	.000	1-2	.500	0 2 2	1	3	2	0	1	5

■ PRODUCTION TRACKER

	Last Season	This Season	Career
Scored 10+ Points	5	8	13
Scored 15+ Points	3	3	6
Scored 20+ Points	2	1	3
Led the Vols in Scoring	4	2	6
Had 5+ Assists	6	7	13
Led the Vols in Assists	8	17	25
Had Multiple Steals	4	5	9
Had 3+ Steals	2	1	3
Led the Vols in Steals	4	6	10
Made Multiple 3-Pointers	3	7	10
Had a Positive Assist/TO Ratio	15	26	41



CAREER STATS

	GP-GS	Min	Avg	FG-A	Pct	3FG-A	Pct	FT-A	Pct	Off-Def-Rebs	Avg	PF-FO	Ast	TO	Blk	Stl	Pts	Avg
2016-17	23-17	450	19.6	61-164	.372	14-46	.304	30-39	.769	6-33-39	1.7	29-0	66	32	0	12	166	7.2
2017-18	31-29	706	22.8	72-195	.369	20-59	.339	45-54	.833	8-60-68	2.2	34-0	111	42	1	21	209	6.7
TOTAL	54-46	1156	21.4	133-359	.370	34-105	.324	75-93	.806	14-93-107	2.0	63-0	177	74	1	33	375	6.9

23 JORDAN BOWDEN

SO Guard | 6-5 | 185 | Sociology
Knoxville, Tenn. | 22 Feet Academy (S.C.)



@JordyBow3

- Ranks as Tennessee's top-rebounding perimeter player, averaging 3.6 rpg
- Knocked down two free throws to take the lead vs. Georgia (3/3) and help UT claim a share of the SEC Title; finished with four points and a career-high seven assists in the win
- Recorded 15 points on three treys, four rebounds and a pair of steals in UT's win at Ole Miss (2/24)
- Dropped 14 points on four treys to go with five boards and two steals in win vs. South Carolina (2/13)
- Scored 13 points in UT's win at Kentucky (2/6) to go along with a career-high eight boards and a pair of steals
- Recorded 19 points behind five 3-pointers in UT's home win over Vanderbilt (1/23)
- Turned in a career-high-tying 21 points to go along with a season-high six boards (all offensive) in UT's comeback win over Furman (12/20)
- Averaged 7.7 ppg, 2.7 rbg and 2.3 apg in 29.7 minutes a game and posed as one of UT's most solidified defenders during the Battle 4 Atlantis
- Graduate of Carter High School was the first Knox County product to sign with UT as a freshman since Doug Roth (from Karns High School) in 1985

SEASON/CAREER HIGHS

Points

Season 21 vs. Furman (12/20/17)
Career 21 (2x), last vs. Furman (12/20/17)

Rebounds

Season 8 at Kentucky (2/6/18)
Career Same

Assists

Season 7 vs. Georgia (3/3/18)
Career Same

Blocks

Season 2 (2x), last vs. Ole Miss (2/3/18)
Career Same

Steals

Season 3 (4x), last at Mississippi State (2/27/18)
Career 3 (7x), last at Mississippi State (2/27/18)

Minutes

Season 37 vs. Vanderbilt (1/23/18)
Career Same

Field Goals Made

Season 7 vs. Mercer (11/29/17)
Career 7 (2x), last vs. Mercer (11/29/17)

Field Goals Attempted

Season 14 vs. Furman (12/20/17)
Career 16 at Ole Miss (1/17/17)

3-Pt. Field Goals Made

Season 5 (2x), last vs. Vanderbilt (1/23/18)
Career 5 (3x), last vs. Vanderbilt (1/23/18)

3-Pt. Field Goals Attempted

Season 10 vs. South Carolina (2/13/18)
Career 10 (2x), last vs. South Carolina (2/13/18)

Free Throws Made

Season 8 vs. Lipscomb (12/9/17)
Career Same

Free Throws Attempted

Season 9 vs. Furman (12/20/17)
Career 9 (3x), last vs. Furman (12/20/17)

2017-18 GAME-BY-GAME STATS

OPPONENT	DATE	St	MIN	FG-FGA	PCT	3FG-FGA	PCT	FT-FTA	PCT	OFF DEF TOT	PF	A	T/O	BLK	STL	PTS
Presbyterian	11/10/17	g	22	6-7	.857	3-3	1.000	0-0	.000	2 3 5	1	2	1	1	1	15
High Point	11/14/17	g	22	3-5	.600	2-4	.500	0-0	.000	0 4 4	3	0	1	1	0	8
vs. Purdue	11/22/17	g	26	2-7	.286	0-1	.000	0-0	.000	0 3 3	3	1	0	0	0	4
vs. Villanova	11/23/17	g	36	3-7	.429	3-7	.429	0-2	.000	2 0 2	3	3	2	0	0	9
vs. NC State	11/24/17	g	27	3-5	.600	2-3	.667	2-2	1.000	0 3 3	2	3	1	0	3	10
Mercer	11/29/17	g	27	7-10	.700	4-5	.800	0-0	.000	0 4 4	3	2	1	0	1	18
at Georgia Tech	12/3/17	g	31	3-5	.600	2-2	1.000	2-2	1.000	3 0 3	3	2	1	0	1	10
Lipscomb	12/9/17	g	21	0-5	.000	0-2	.000	8-8	1.000	1 2 3	2	2	1	1	0	8
North Carolina	12/17/17	g	27	3-7	.429	2-3	.667	4-4	1.000	1 2 3	4	1	0	0	2	12
Furman	12/20/17	g	30	6-14	.429	3-7	.429	6-9	.667	6 0 6	1	3	1	0	0	21
at Wake Forest	12/23/17	g	28	5-5	1.000	5-5	1.000	2-2	1.000	0 3 3	2	1	1	2	1	17
at Arkansas	12/30/17	g	22	3-5	.600	0-0	.000	1-3	.333	1 1 2	5	2	2	0	0	7
Auburn	1/2/18	g	24	0-4	.000	0-1	.000	1-2	.500	0 6 6	3	3	2	0	0	1
Kentucky	1/6/18	g	21	1-7	.142	1-3	.333	4-4	1.000	0 3 3	0	0	1	0	1	7
at Vanderbilt	1/9/18	g	33	4-7	.571	1-1	1.000	3-3	1.000	1 2 3	2	2	0	0	2	12
Texas A&M	1/13/18	g	28	4-8	.500	2-4	.500	5-5	1.000	2 4 6	1	1	1	0	3	15
at Missouri	1/17/18	g	30	1-7	.143	0-5	.000	0-1	.000	1 4 5	0	1	0	0	1	2
at South Carolina	1/20/18	g	13	0-3	.000	0-2	.000	0-2	.000	0 0 0	3	3	3	0	2	0
Vanderbilt	1/23/18	g	37	6-10	.600	5-7	.714	2-7	.286	0 2 2	2	0	1	0	0	19
at Iowa State	1/27/18	g	27	3-10	.300	1-4	.250	0-0	.000	0 3 3	2	1	1	0	1	7
LSU	1/31/18	g	29	1-5	.500	0-3	.000	0-0	.000	2 3 5	2	1	1	1	1	2
Ole Miss	2/3/18	g	29	3-7	.429	0-4	.000	4-6	.667	0 3 3	2	5	1	2	3	10
at Kentucky	2/6/18	g	32	4-8	.500	1-5	.200	4-4	1.000	2 6 8	5	0	1	0	2	13
at Alabama	2/10/18	g	27	2-10	.200	1-4	.250	0-0	.000	1 0 1	3	1	1	0	1	5
South Carolina	2/13/18	g	34	4-12	.333	4-10	.400	2-3	.667	2 3 5	1	3	1	0	2	14
at Georgia	2/17/18	g	36	4-11	.364	2-7	.286	3-5	.600	0 2 2	4	0	1	0	0	13
Florida	2/21/18	g	29	2-5	.400	0-1	.000	5-6	.833	0 3 3	2	4	2	1	1	9
at Ole Miss	2/24/18	g	29	5-13	.385	3-6	.500	2-2	1.000	1 3 4	4	1	3	0	2	15
at Mississippi State	2/27/18	g	30	2-7	.286	1-3	.333	2-2	1.000	2 2 4	1	2	1	0	3	7
Georgia	3/3/18	g	31	0-5	.000	0-2	.000	4-4	1.000	0 2 2	2	7	0	0	0	4
vs. Mississippi State	3/9/18	g	30	2-8	.250	1-5	.200	3-4	.750	1 5 6	3	2	4	1	1	8

■ PRODUCTION TRACKER

	Last Season	This Season	Career
Scored 5+ Points	21	24	45
Scored 10+ Points	10	15	25
Had Multiple Assists	12	17	29
Led the Vols in Assists	3	4	7
Had Multiple Steals	8	9	17
Had 3+ Steals	3	4	7
Led the Vols in Steals	9	13	22
Had Multiple Blocks	-	2	2
Made Multiple 3-Pointers	11	14	25
Had a Positive Assist/TO Ratio	12	17	29



CAREER STATS

	GP-GS	Min	Avg	FG-A	Pct	3FG-A	Pct	FT-A	Pct	Off-Def-Rebs	Avg	PF-FO	Ast	TO	Blk	Stl	Pts	Avg
2016-17	30-28	683	22.8	75-202	.371	35-111	.315	53-63	.841	24-63-87	2.9	62-1	40	22	5	27	238	7.9
2017-18	31-31	868	28.0	92-229	.402	49-119	.412	69-92	.750	31-81-112	3.6	74-2	59	37	10	35	302	9.7
TOTAL	61-59	1551	25.4	167-431	.387	84-230	.365	122-155	.787	55-144-199	3.3	136-3	99	59	15	62	540	8.9

24 LUCAS CAMPBELL

JR Guard | 6-4 | 186 | Supply Chain Management
Knoxville, Tenn. | Christian Academy of Knoxville

@LucasCampbell11

- Tied his career-high for scoring (3 points) and set a new high for assists (2) in the win over Presbyterian (11/10)
- Has gained local notoriety for his energy and emotion on the bench
- Saw action in three games during his sophomore year; each of his four total points came at the free-throw line
- Enrolled at Tennessee in the fall of 2015 and was a member of the track and field team before joining the basketball team as a walk-on on Oct. 7, 2016
- Knoxville native was an AAU teammate of current Vols forward John Fulkerson
- As a senior in high school, he earned District 4-AA MVP honors in basketball, and he was the bronze medalist in the long jump at the Class A-AA state track & field championships
- One of three walk-ons on the team, along with junior Brad Woodson and redshirt freshman Jacob Fleschman

SEASON/CAREER HIGHS

Points

Season 3 vs. Presbyterian (11/10/17)
Career 3 (2x), last vs. Presbyterian (11/10/17)

Rebounds

Season 1 vs. High Point (11/14/17)
Career 1 (2x), last vs. High Point (11/14/17)

Assists

Season 2 vs. Presbyterian (11/10/17)
Career Same

Blocks

Season -
Career -

Steals

Season -
Career -

Minutes

Season 3 vs. Presbyterian (11/10/17)
Career 4 vs. Auburn (3/9/16)

Field Goals Made

Season 1 vs. Presbyterian (11/10/17)
Career 1 (2x), last vs. Presbyterian (11/10/17)

Field Goals Attempted

Season 1 vs. Presbyterian (11/10/17)
Career 3 vs. Auburn (3/9/16)

3-Pt. Field Goals Made

Season -
Career 1 vs. Auburn (3/9/16)

3-Pt. Field Goals Attempted

Season -
Career 2 vs. Auburn (3/9/16)

Free Throws Made

Season 1 vs. Presbyterian (11/10/17)
Career 2 (2x), last vs. Missouri (2/18/17)

Free Throws Attempted

Season 1 vs. Presbyterian (11/10/17)
Career 3 (2x), last vs. Missouri (2/18/17)

2017-18 GAME-BY-GAME STATS

OPPONENT	DATE	St	MIN	FG-FGA	PCT	3FG-FGA	PCT	FT-FTA	PCT	OFF DEF TOT	PF	A	T/O	BLK	STL	PTS
Presbyterian	11/10/17		3	1-1	1.000	1-1	1.000	0-0	.000	0 0 0	0	2	0	0	0	3
High Point	11/14/17		2	0-0	.000	0-0	.000	0-0	.000	0 1 1	0	0	0	0	0	0
vs. Purdue	11/22/17								DNP							
vs. Villanova	11/23/17								DNP							
vs. NC State	11/24/17								DNP							
Mercer	11/29/17								DNP							
at Georgia Tech	12/3/17								DNP							
Lipscomb	12/9/17								DNP							
North Carolina	12/17/17								DNP							
Furman	12/20/17								DNP							
at Wake Forest	12/23/17								DNP							
at Arkansas	12/30/17								DNP							
Auburn	1/2/18								DNP							
Kentucky	1/6/18								DNP							
at Vanderbilt	1/9/18								DNP							
Texas A&M	1/13/18								DNP							
at Missouri	1/17/18								DNP							
at South Carolina	1/20/18								DNP							
Vanderbilt	1/23/18								DNP							
at Iowa State	1/27/18								DNP							
LSU	1/31/18								DNP							
Ole Miss	2/3/18								DNP							
at Kentucky	2/6/18								DNP							
at Alabama	2/10/18								DNP							
South Carolina	2/13/18								DNP							
at Georgia	2/17/18								DNP							
Florida	2/21/18								DNP							
at Ole Miss	2/24/18								DNP							
at Mississippi State	2/27/18								DNP							
Georgia	3/3/18								DNP							
vs. Mississippi State	3/9/18								DNP							



CAREER STATS

	GP-GS	Min	Avg	FG-A	Pct	3FG-A	Pct	FT-A	Pct	Off-Def-Rebs	Avg	PF-FO	Ast	TO	Blk	Stl	Pts	Avg
2015-16	4-0	8	2.0	1-3	.333	1-2	.500	0-0	.000	0-1-1	0.3	1-0	0	1	0	0	3	0.8
2016-17	3-0	5	1.7	0-0	.000	0-0	.000	4-6	.667	0-0-0	0.0	0-0	0	0	0	0	4	1.3
2017-18	2-0	5	2.5	1-1	1.000	1-1	1.000	0-0	.000	0-1-1	0.5	0-0	2	0	0	0	3	1.5
TOTAL	9-0	18	2.0	2-4	.500	2-3	.667	4-6	.667	0-2-2	0.2	1-0	2	1	0	0	10	1.1

3 JAMES DANIEL III

RS-SR Guard | 6-0 | 172 | Agricultural Leadership (graduate studies)
Hampton, Va. | Howard University



VOLScholar



@jayd3__

- He is Division I's ninth-leading active career scorer, having totaled 2,108 points
- **For the first time in his collegiate career, he has more assists (93) than made field goals (54)**
- Has adjusted well from being a volume shooter (green-light guy) to playing a facilitator role within UT's system
- Led the Vols in scoring against LSU (1/31), tying a season high with 17 points on 6-of-10 shooting and five treys
- Sparked Tennessee's offense in the first half at Iowa State (1/27), scoring 14 of his 16 total points
- Came off the bench to drop a season-high 17 points, four assists and a pair of rebounds and steals at Arkansas (12/30)
- Eclipsed the 2,000-point mark with a stepback jumper in UT's win over Furman (12/20); also his 100th career game
- Finished with nine points and 10 assists in win vs. Mercer (11/19), **becoming the first Vol with multiple games of 10+ assists in a single season since 1993-94** (LaMarcus Golden; 12 vs. UT-Martin (11/26/93), 14 at South Carolina (1/19/94).
- Tallied career-highs in assists (10) and blocks (2) in win over High Point (11/14); became the first Vol to record 10 assists in nearly six years – since Trae Golden had 11 versus ULM on Nov. 16, 2011.
- Led the country in scoring at 27.1 points per game in 2015-16, ultimately earning MEAC Player of the Year honors and honorable mention All-America distinction

SEASON/CAREER HIGHS

Points

Season 17 (2x), last vs. LSU (1/31/18)
Career 39 vs. William & Mary (11/8/15)*

Rebounds

Season 4 (2x), last at Missouri (1/17/18)
Career 6 (2x), last at UMES (2/1/16)*

Assists

Season 10 (2x), last vs. Mercer (11/29/17)
Career Same

Blocks

Season 2 vs. High Point (11/14/17)
Career Same

Steals

Season 4 vs. Ole Miss (2/3/18)
Career 9 at Massachusetts (11/14/15)*

Minutes

Season 35 at Arkansas (12/30/17)
Career 49 (2x), last vs. Norfolk St. (2/6/16)*

Field Goals Made

Season 6 (2x), last vs. LSU (1/31/18)
Career 13 vs. Radford (12/12/15)*

Field Goals Attempted

Season 11 vs. Lipscomb (12/9/17)
Career 36 vs. Radford (12/12/15)*

3-Pt. Field Goals Made

Season 5 vs. LSU (1/31/18)
Career 7 at N.C. Central (12/7/15)*

3-Pt. Field Goals Attempted

Season 9 vs. Lipscomb (12/9/17)
Career 13 (3x), last vs. Florida A&M (1/4/17)*

Free Throws Made

Season 4 (2x), last at Arkansas (12/30/17)
Career 17 at Coppin St. (2/13/16)*

Free Throws Attempted

Season 5 (2x), last at Arkansas (12/30/17)
Career 24 vs. Hampton (2/22/14)*

*at Howard University

2017-18 GAME-BY-GAME STATS

OPPONENT	DATE	St	MIN	FG-FGA	PCT	3FG-FGA	PCT	FT-FTA	PCT	OFF DEF TOT	PF	A	T/O	BLK	STL	PTS
Presbyterian	11/10/17	g	14	1-1	1.000	0-0	.000	0-1	.000	0 3 3	1	2	0	0	0	2
High Point	11/14/17		28	1-4	.000	1-4	.000	1-2	.500	0 0 0	4	10	0	2	2	4
vs. Purdue	11/22/17		13	0-2	.000	0-0	.000	2-2	1.000	0 0 0	3	3	3	0	1	2
vs. Villanova	11/23/17		20	4-9	.444	1-3	.333	1-2	.500	0 1 1	4	1	2	0	1	10
vs. NC State	11/24/17		24	2-7	.286	1-5	.200	4-5	.800	0 2 2	2	2	2	1	1	9
Mercer	11/29/17	g	23	3-5	.600	3-5	.600	0-0	.000	0 2 2	3	10	0	0	2	9
at Georgia Tech	12/3/17		15	1-5	.200	1-3	.333	0-0	.000	0 0 0	2	2	0	0	0	3
Lipscomb	12/9/17		23	4-11	.364	4-9	.444	0-2	.000	0 4 4	3	2	2	0	1	12
North Carolina	12/17/17		20	4-6	.667	4-6	.667	2-2	1.000	0 2 2	4	3	0	0	0	14
Furman	12/20/17		27	2-6	.333	1-4	.250	3-4	.750	0 1 1	3	4	0	0	0	8
at Wake Forest	12/23/17		19	1-4	.250	1-3	.333	0-0	.000	1 1 2	2	1	3	0	1	3
at Arkansas	12/30/17		35	5-10	.500	3-7	.429	4-5	.800	0 2 2	2	4	2	0	2	17
Auburn	1/2/18		20	0-4	.000	0-4	.000	0-0	.000	0 1 1	3	2	1	0	0	0
Kentucky	1/6/18		27	1-3	.333	1-3	.333	0-0	.000	1 2 3	2	6	1	0	0	3
at Vanderbilt	1/9/18		24	2-4	.500	1-2	.500	2-2	1.000	0 1 1	5	4	2	0	0	7
Texas A&M	1/13/18		14	1-4	.250	0-2	.000	2-3	.667	0 0 0	2	3	3	0	0	4
at Missouri	1/17/18		23	2-4	.500	2-3	.667	1-2	.500	4 0 4	1	3	2	0	1	7
at South Carolina	1/20/18		22	0-2	.000	0-1	.000	2-2	1.000	0 0 0	1	1	0	1	2	2
Vanderbilt	1/23/18		27	1-3	.333	1-1	1.000	0-1	.000	0 1 1	0	4	1	0	0	3
at Iowa State	1/27/18		26	6-10	.600	3-7	.429	1-1	1.000	2 1 3	3	3	2	0	1	16
LSU	1/31/18		22	6-10	.600	5-7	.714	0-0	.000	0 1 1	2	4	2	0	2	17
Ole Miss	2/3/18		26	1-7	.143	1-7	.143	0-0	.000	0 0 0	1	5	1	0	4	3
at Kentucky	2/6/18		13	0-2	.000	0-2	.000	0-0	.000	0 2 2	1	3	3	0	1	0
at Alabama	2/10/18		13	1-5	.200	1-4	.250	0-0	.000	1 1 2	1	1	1	0	0	3
South Carolina	2/13/18		26	1-6	.167	1-6	.167	2-2	1.000	0 0 0	0	0	4	0	1	5
at Georgia	2/17/18		20	1-5	.200	1-4	.250	0-0	.000	1 1 2	1	2	3	0	1	3
Florida	2/21/18		12	1-3	.333	1-2	.500	0-0	.000	0 0 0	2	1	2	0	1	3
at Ole Miss	2/24/18		6	0-1	.000	0-0	.000	0-0	.000	0 1 1	0	0	0	0	0	0
at Mississippi State	2/27/18		13	1-1	1.000	1-1	1.000	0-0	.000	0 2 2	1	0	2	0	0	3
Georgia	3/3/18	g	21	0-1	.000	0-1	.000	0-0	.000	1 0 1	2	4	1	0	1	0
vs. Mississippi State	3/9/18		16	1-3	.333	1-2	.500	0-0	.000	1 0 1	0	3	3	0	0	3

■ PRODUCTION TRACKER

	Last Season	This Season	Career
Scored 10+ Points	2	6	91
Scored 15+ Points	1	3	77
Scored 20+ Points	1	-	54
Led the Vols in Scoring	-	1	1
Had 5+ Assists	-	5	16
Led the Vols in Assists	-	8	8
Had a Positive Assist/TO Ratio	1	17	40
Had Multiple Steals	1	6	56
Had 3+ Steals	-	1	19
Led the Vols in Steals	-	8	8
Made Multiple 3-Pointers	2	7	76




CAREER STATS

	GP-GS	Min	Avg	FG-A	Pct	3FG-A	Pct	FT-A	Pct	Off-Def-Rebs	Avg	PF-FO	Ast	TO	Blk	Stl	Pts	Avg
13-14*	28-26	891	31.8	155-421	.368	91-231	.394	186-233	.798	69	2.5	64-0	44	93	1	37	587	21.0
14-15*	30-30	972	32.4	140-414	.338	68-238	.286	152-186	.817	65	2.2	56-1	81	108	0	55	500	16.7
15-16*	30-29	1115	37.2	226-582	.388	80-241	.332	280-331	.846	66	2.2	62-0	84	123	7	62	812	27.1
16-17*	2-2	71	35.5	11-35	.314	6-21	.286	6-9	.667	5	2.5	2-0	8	6	0	3	34	17.0
2017-18	31-3	632	20.4	54-148	.365	40-108	.370	27-38	.711	12-32-44	1.4	61-1	93	48	4	26	175	5.6
TOTAL	121-90	3681	30.4	586-1600	.366	285-839	.340	651-797	.817	66-183-249	2.1	245-2	310	378	12	183	2108	17.4

*at Howard University

32 CHRIS DARRINGTON

JR Guard | 6-1 | 179 | Communication Studies
Toledo, Ohio | Vincennes University (Ind.)

@Chris_Darrington

- Battled an ankle injury early in the season but has scored multiple points in 14 games this season
- Enjoyed his most productive game in Tennessee's win over Lipscomb (12/9), as his 11 points, five assists and three rebounds were all season-highs
- Dropped six points behind a pair of threes in UT's win over NC State (11/24)
- Made his Big Orange debut in UT's opening win over Presbyterian (11/10), logging four points, three assists, no turnovers and a steal
- Missed both of UT's exhibition games while nursing an ankle injury
- Had the top scoring average on the team during Tennessee's three-game European exhibition tour, averaging 14.3 points per game
- Earned first-team NJCAA Division I All-America honors last season after averaging 20.7 points and 5.1 assists
- Attempted 245 free throws last season—third-most in NJCAA—and shot .804 at the foul line
- Plays with a chip on his shoulder and prides himself on being "just a kid from Toledo."
- Was named Ohio's Mr. Basketball, District Player of the Year and first-team All-Ohio as a HS senior in 2014-15

SEASON/CAREER HIGHS

Points

Season 11 vs. Lipscomb (12/9/17)
Career Same

Rebounds

Season 3 vs. Lipscomb (12/9/17)
Career Same

Assists

Season 5 vs. Lipscomb (12/9/17)
Career Same

Blocks

Season -
Career -

Steals

Season 1 (6x), last at Arkansas (12/30/17)
Career Same

Minutes

Season 20 vs. Mercer (11/29/17)
Career Same

Field Goals Made

Season 3 vs. Lipscomb (12/9/17)
Career Same

Field Goals Attempted

Season 6 vs. Lipscomb (12/9/17)
Career Same

3-Pt. Field Goals Made

Season 2 vs. NC State (11/24/17)
Career Same

3-Pt. Field Goals Attempted

Season 4 vs. Mercer (11/29/17)
Career Same

Free Throws Made

Season 5 vs. Lipscomb (12/9/17)
Career Same

Free Throws Attempted

Season 6 vs. Lipscomb (12/9/17)
Career Same

2017-18 GAME-BY-GAME STATS

OPPONENT	DATE	St	MIN	FG-FGA	PCT	3FG-FGA	PCT	FT-FTA	PCT	OFF DEF TOT	PF	A	T/O	BLK	STL	PTS
Presbyterian	11/10/17		15	2-4	.500	0-1	.000	0-0	.000	0 0 0	1	3	0	0	1	4
High Point	11/14/17		15	2-3	.667	1-1	1.000	2-2	1.000	0 1 1	1	2	1	0	0	7
vs. Purdue	11/22/17		15	1-5	.200	0-0	.000	2-2	1.000	0 2 2	0	1	1	0	1	4
vs. Villanova	11/23/17		8	1-2	.500	0-0	.000	0-0	.000	1 0 1	0	0	1	0	1	2
vs. NC State	11/24/17		11	2-3	.667	2-2	1.000	0-0	.000	0 0 0	0	0	0	0	0	6
Mercer	11/29/17		20	2-5	.400	1-4	.250	2-2	1.000	0 0 0	1	1	0	0	0	7
at Georgia Tech	12/3/17		13	2-3	.667	0-1	.000	0-0	.000	0 0 0	0	1	2	0	1	4
Lipscomb	12/9/17		19	3-6	.500	0-2	.000	5-6	.833	1 2 3	2	5	1	0	0	11
North Carolina	12/17/17		12	1-4	.250	1-2	.500	0-0	.000	0 0 0	1	1	1	0	0	3
Furman	12/20/17		13	0-2	.000	0-0	.000	0-0	.000	0 1 1	0	1	0	0	1	0
at Wake Forest	12/23/17		5	0-2	.000	0-1	.000	2-2	1.000	0 0 0	0	0	1	0	0	2
at Arkansas	12/30/17		9	1-4	.250	0-2	.000	2-4	.500	0 1 1	1	0	1	0	1	4
Auburn	1/2/18		11	1-2	.500	0-0	.000	1-2	.500	0 1 1	2	2	1	0	0	3
Kentucky	1/6/18								DNP							
at Vanderbilt	1/9/18		3	0-0	.000	0-0	.000	0-0	.000	0 0 0	1	0	0	0	0	0
Texas A&M	1/13/18								DNP							
at Missouri	1/17/18		1	0-0	.000	0-0	.000	0-0	.000	0 0 0	0	0	0	0	0	0
at South Carolina	1/20/18		3	0-0	.000	0-0	.000	0-0	.000	0 2 2	2	0	1	0	0	0
Vanderbilt	1/23/18								DNP							
at Iowa State	1/27/18		5	0-1	.000	0-0	.000	0-0	.000	0 1 1	1	0	1	0	0	0
LSU	1/31/18		2	1-1	1.000	1-1	1.000	0-0	.000	0 0 0	0	0	0	0	0	3
Ole Miss	2/3/18		2	0-0	.000	0-0	.000	0-0	.000	0 0 0	0	0	0	0	0	0
at Kentucky	2/6/18								DNP							
at Alabama	2/10/18		8	0-3	.000	0-0	.000	3-4	.750	0 0 0	2	0	1	0	0	3
South Carolina	2/13/18		7	0-0	.000	0-0	.000	1-2	.500	1 0 1	1	0	0	0	0	1
at Georgia	2/17/18								DNP							
Florida	2/21/18		4	0-0	.000	0-0	.000	0-0	.000	0 1 1	0	0	1	0	0	0
at Ole Miss	2/24/18		6	0-2	.000	0-0	.000	0-0	.000	0 0 0	1	2	0	0	0	0
at Mississippi State	2/27/18								DNP							
Georgia	3/3/18								DNP							
vs. Mississippi State	3/9/18								DNP							

■ PRODUCTION TRACKER

	This Season
Scored 5+ Points	4
Scored 10+ Points	1
Scored 15+ Points	-
Led the Vols in Scoring	-
Led the Vols in 3-Pointers (Made)	1
Made Multiple 3-Pointers	1
Led the Vols in Steals	1
Had 5+ Rebounds	-
Had Multiple Assists	4
Had Multiple Steals	-
Had Multiple Blocks	-



CAREER STATS

	GP-GS	Min	Avg	FG-A	Pct	3FG-A	Pct	FT-A	Pct	Off-Def-Rebs	Avg	PF-FO	Ast	TO	Blk	Stl	Pts	Avg
2017-18	23-0	207	9.0	19-52	.365	6-19	.316	20-26	.769	3-12-15	0.7	17-0	19	14	0	6	64	2.8
TOTAL	23-0	207	9.0	19-52	.365	6-19	.316	20-26	.769	3-12-15	0.7	17-0	19	14	0	6	64	2.8

4 JACOB FLESCHEMAN

RS-FR Guard | 6-3 | 168 | Business Administration
Austin, Texas | Westlake High School



@jfleschman4

- Played the final three minutes of UT's season-opening win over Presbyterian (11/10) and then made a two-minute appearance vs. High Point (11/14)
- Grabbed one rebound in three minutes off the bench during UT's exhibition win over Carson-Newman (11/2)
- Redshirted last season
- Is an extremely accurate shooter
- Known to his teammates by his nickname, "Black" or "Blackjack"
- Ranked among the top five in free-throw percentage in all of Central Texas as both a junior and senior
- Westlake has produced several high-profile athletes, including NFL quarterbacks Drew Brees and Nick Foles and MLB pitcher Huston Street
- One of three walk-ons on the team, along with juniors Lucas Campbell and Brad Woodson

SEASON/CAREER HIGHS

Points

Season -
Career -

Rebounds

Season -
Career -

Assists

Season -
Career -

Blocks

Season -
Career -

Steals

Season -
Career -

Minutes

Season 3 vs. Presbyterian (11/10/17)
Career Same

Field Goals Made

Season -
Career -

Field Goals Attempted

Season -
Career -

3-Pt. Field Goals Made

Season -
Career -

3-Pt. Field Goals Attempted

Season -
Career -

Free Throws Made

Season -
Career -

Free Throws Attempted

Season -
Career -

2017-18 GAME-BY-GAME STATS

OPPONENT	DATE	St	MIN	FG-FGA	PCT	3FG-FGA	PCT	FT-FTA	PCT	OFF DEF TOT	PF	A	T/O	BLK	STL	PTS
Presbyterian	11/10/17		3	0-0	.000	0-0	.000	0-0	.000	0 0 0	0	0	0	0	0	0
High Point	11/14/17	2		0-0	.000	0-0	.000	0-0	.000	0 0 0	0	0	0	0	0	0
vs. Purdue	11/22/17							DNP								
vs. Villanova	11/23/17							DNP								
vs. NC State	11/24/17							DNP								
Mercer	11/29/17							DNP								
at Georgia Tech	12/3/17							DNP								
Lipscomb	12/9/17							DNP								
North Carolina	12/17/17							DNP								
Furman	12/20/17							DNP								
at Wake Forest	12/23/17							DNP								
at Arkansas	12/30/17							DNP								
Auburn	1/2/18							DNP								
Kentucky	1/6/18							DNP								
at Vanderbilt	1/9/18							DNP								
Texas A&M	1/13/18							DNP								
at Missouri	1/17/18							DNP								
at South Carolina	1/20/18							DNP								
Vanderbilt	1/23/18							DNP								
at Iowa State	1/27/18							DNP								
LSU	1/31/18							DNP								
Ole Miss	2/3/18							DNP								
at Kentucky	2/6/18							DNP								
at Alabama	2/10/18							DNP								
South Carolina	2/13/18							DNP								
at Georgia	2/17/18							DNP								
Florida	2/21/18							DNP								
at Ole Miss	2/24/18							DNP								
at Mississippi State	2/27/18							DNP								
Georgia	3/3/18							DNP								
vs. Mississippi State	3/9/18							DNP								



CAREER STATS

	GP-GS	Min	Avg	FG-A	Pct	3FG-A	Pct	FT-A	Pct	Off-Def-Rebs	Avg	PF-FO	Ast	TO	Blk	Stl	Pts	Avg
2016-17								REDSHIRT										
2017-18	2-0	5	2.5	0-0	.000	0-0	.000	0-0	.000	0-0-0	0.0	0-0	0	0	0	0	0	0.0
TOTAL	2-0	5	2.5	0-0	.000	0-0	.000	0-0	.000	0-0-0	0.0	0-0	0	0	0	0	0	0.0

10 JOHN FULKERSON

RS-FR Forward | 6-9 | 210 | Recreation and Sport Mgmt.
Kingsport, Tenn. | The Christ School (N.C.)



VOLScholar



@fulkerson_john

- Gave the Vols four points in seven minutes of action off the bench in UT's win over South Carolina (2/13)
- Was crucial in UT's comeback vs. #17 Kentucky (1/6), helping penetrate UK's zone defense to post three points, three rebounds and three assists in a season-high 19 minutes of action
- Contributed to the Vols' win vs. High Point (11/14), tallying eight points, three rebounds and a career-high three steals
- Underwent surgery on his left shoulder in May to repair a torn labrum
- Appeared in each of UT's first 10 games last season, but suffered a dislocated right elbow and fractured right wrist against Lipscomb (12/15/16), which sidelined him for the remainder of the season
- Turned in an impressive performance against No. 13 Oregon last season, logging his first career double-double with 12 points, a game-high 10 rebounds, five blocks, two steals and two assists in 37 minutes of work in Maui
- One of three left-handers on the team (along with Jalen Johnson and Yves Pons)
- Blocked 113 shots as a senior at The Christ School, breaking current Los Angeles Clippers center Marshall Plumlee's single-season school record
- His hometown of Kingsport, Tennessee, is just 100 miles northeast of Knoxville

SEASON/CAREER HIGHS

Points

Season 8 vs. High Point (11/14/17)
Career 12 (2x), last vs. Georgia Tech (12/3/16)

Rebounds

Season 5 vs. Presbyterian (11/10/17)
Career 10 vs. Oregon (11/22/16)

Assists

Season 5 vs. Presbyterian (11/10/17)
Career Same

Blocks

Season 2 vs. Presbyterian (11/10/17)
Career 5 vs. Oregon (11/22/16)

Steals

Season 3 vs. High Point (11/14/17)
Career Same

Minutes

Season 19 vs. Kentucky (1/6/18)
Career 37 vs. Oregon (11/22/16)

Field Goals Made

Season 2 (5x), last vs. LSU (1/31/18)
Career 5 vs. Georgia Tech (12/3/16)

Field Goals Attempted

Season 4 (2x), last vs. Texas A&M (1/13/18)
Career 9 vs. Georgia Tech (12/3/16)

3-Pt. Field Goals Made

Season -
Career -

3-Pt. Field Goals Attempted

Season -
Career -

Free Throws Made

Season 4 vs. High Point (11/14/17)
Career 8 vs. Oregon (11/22/16)

Free Throws Attempted

Season 4 (2x), last vs. Villanova (11/23/17)
Career 12 vs. Oregon (11/22/16)

2017-18 GAME-BY-GAME STATS

OPPONENT	DATE	St	MIN	FG-FGA	PCT	3FG-FGA	PCT	FT-FTA	PCT	OFF DEF TOT	PF	A	T/O	BLK	STL	PTS
Presbyterian	11/10/17		18	2-4	.500	0-0	.000	0-2	.000	0 5 5	1	5	1	2	1	4
High Point	11/14/17		13	2-3	.667	0-0	.000	4-4	1.000	1 2 3	1	0	0	0	3	8
vs. Purdue	11/22/17		6	0-1	.000	0-0	.000	0-0	.000	0 0 0	1	0	2	0	0	0
vs. Villanova	11/23/17		16	2-3	.667	0-0	.000	3-4	.750	1 0 1	2	0	0	0	0	7
vs. NC State	11/24/17		6	0-1	.000	0-0	.000	0-0	.000	1 1 2	0	2	0	2	1	0
Mercer	11/29/17		14	0-1	.000	0-0	.000	0-0	.000	1 3 4	2	2	2	1	1	0
at Georgia Tech	12/3/17		3	0-0	.000	0-0	.000	0-0	.000	0 1 1	0	1	0	0	0	0
Lipscomb	12/9/17		8	0-0	.000	0-0	.000	0-0	.000	1 0 1	1	0	2	0	1	0
North Carolina	12/17/17		14	0-2	.000	0-0	.000	2-2	1.000	4 0 4	4	1	0	1	2	2
Furman	12/20/17		15	1-3	.333	0-0	.000	2-2	1.000	1 2 3	2	2	1	1	1	4
at Wake Forest	12/23/17		6	0-1	.000	0-0	.000	1-2	.5000	0 0 0	4	0	2	0	2	1
at Arkansas	12/30/17		11	0-1	.000	0-0	.000	0-0	.000	1 1 2	1	1	0	0	0	0
Auburn	1/2/18		8	0-1	.000	0-0	.000	0-0	.000	0 0 0	0	0	0	0	1	0
Kentucky	1/6/18		19	1-2	.500	0-0	.000	1-2	.500	1 2 3	2	3	0	1	0	3
at Vanderbilt	1/9/18		12	0-0	.000	0-0	.000	0-0	.000	0 1 1	1	1	1	1	0	0
Texas A&M	1/13/18		8	2-4	.500	0-0	.000	0-0	.000	1 0 1	1	0	0	0	0	4
at Missouri	1/17/18		8	0-1	.000	0-0	.000	0-0	.000	0 0 0	1	0	1	0	0	0
at South Carolina	1/20/18								DNP							
Vanderbilt	1/23/18								DNP							
at Iowa State	1/27/18		5	0-0	.000	0-0	.000	0-0	.000	0 1 1	2	0	0	0	1	0
LSU	1/31/18		5	2-3	.667	0-0	.000	0-0	.000	0 0 0	1	0	2	0	0	4
Ole Miss	2/3/18		5	1-1	1.000	0-0	.000	2-2	1.000	0 0 0	1	1	1	0	0	4
at Kentucky	2/6/18		3	0-0	.000	0-0	.000	0-0	.000	0 0 0	1	0	0	0	1	0
at Alabama	2/10/18		13	0-1	.000	0-0	.000	1-2	.500	0 2 2	1	0	0	0	0	1
South Carolina	2/13/18		7	2-3	.667	0-0	.000	0-0	.000	1 0 1	0	0	0	1	0	4
at Georgia	2/17/18		8	1-1	1.000	0-0	.000	0-0	.000	0 0 0	1	0	0	0	0	2
Florida	2/21/18		6	0-2	.000	0-0	.000	0-0	.000	0 1 1	0	0	0	0	0	0
at Ole Miss	2/24/18								INJ							
at Mississippi State	2/27/18								INJ							
Georgia	3/3/18		1	0-0	.000	0-0	.000	0-0	.000	0 1 1	0	0	0	0	0	0
vs. Mississippi State	3/9/18								DNP							

■ PRODUCTION TRACKER

	Last Season	This Season	Career
Scored 5+ Points	4	2	6
Scored 10+ Points	2	-	2
Led the Vols in Scoring	-	-	-
Had 5+ Rebounds	4	1	5
Had 10+ Rebounds	1	-	1
Led the Vols in Rebounds	3	-	3
Had Multiple Assists	3	3	6
Had Multiple Steals	4	3	7
Had Multiple Blocks	2	1	3
Led the Vols in Blocks	2	3	5
Had a Positive Assist/TO Ratio	5	5	10
Had Multiple Dunks	-	-	-



CAREER STATS

	GP-GS	Min	Avg	FG-A	Pct	3FG-A	Pct	FT-A	Pct	Off-Def-Rebs	Avg	PF-FO	Ast	TO	Blk	Stl	Pts	Avg
2016-17	10-6	160	16.0	17-30	.567	0-0	.000	13-20	.650	14-32-46	4.6	23-0	10	8	9	11	47	4.7
2017-18	26-0	238	9.2	16-39	.410	0-0	.000	16-22	.727	14-23-37	1.4	31-0	15	17	8	15	48	1.8
TOTAL	36-6	398	11.1	33-69	.478	0-0	.000	29-42	.690	28-55-83	2.3	54-0	25	25	17	26	95	2.6

13 JALEN JOHNSON

RS-FR Guard | 6-7 | 190 | Recreation and Sport Management
Durham, N.C. | Wesleyan Christian Academy



@The_Jalen_

- Has appeared in 11 games this season, including seven SEC matchups
- Had a highlight reel dunk at Alabama (2/10), tallying two points, two boards and a block in a season-high 17 minutes of action
- Scored a season-high six points on two treys to go with two boards and an assist in four minutes vs. Ole Miss (2/3)
- Knocked down his first career three-pointer against LSU (1/31)
- Played a then-season-high nine minutes and dished out two assists in win vs. Texas A&M (1/13)
- Made his long-awaited Big Orange debut in UT's season-opening win over Presbyterian (11/10), logging two points, two rebounds and an assist in eight minutes off the bench
- Redshirted last season and then underwent a procedure in July to address a chronic stress fracture in his left shin
- Accurate shooter along the perimeter who also boasts elite athleticism and jumping ability
- Has demonstrated a knack for using his length and leaping ability to close out on shooters and block perimeter shots
- One of three left-handers on the team (along with John Fulkerson and Yves Pons)
- Both his parents were Division I track athletes (mother, Nikki Berry, at UNC; father, Brian Johnson, at ECU).

SEASON/CAREER HIGHS

Points

Season 6 vs. Ole Miss (2/3/18)
Career Same

Rebounds

Season 2 (3x), last at Alabama (2/10/18)
Career Same

Assists

Season 2 vs. Texas A&M (1/13/18)
Career Same

Blocks

Season 1 (2x), last at Alabama (2/10/18)
Career Same

Steals

Season 1 at Missouri (1/17/18)
Career Same

Minutes

Season 17 at Alabama (2/10/18)
Career Same

Field Goals Made

Season 2 vs. Ole Miss (2/3/18)
Career Same

Field Goals Attempted

Season 3 at Alabama (2/10/18)
Career Same

3-Pt. Field Goals Made

Season 2 vs. Ole Miss (2/3/18)
Career Same

3-Pt. Field Goals Attempted

Season 2 vs. Ole Miss (2/3/18)
Career Same

Free Throws Made

Season 1 vs. Mercer (11/29/17)
Career Same

Free Throws Attempted

Season 2 vs. Mercer (11/29/17)
Career Same

2017-18 GAME-BY-GAME STATS

OPPONENT	DATE	St	MIN	FG-FGA	PCT	3FG-FGA	PCT	FT-FTA	PCT	OFF DEF TOT	PF	A	T/O	BLK	STL	PTS
Presbyterian	11/10/17	8		1-2	.500	0-0	.000	0-0	.000	2 0 2	0	1	0	0	0	2
High Point	11/14/17	5		0-1	.000	0-0	.000	0-0	.000	0 0 0	0	0	0	0	0	0
vs. Purdue	11/22/17								DNP							
vs. Villanova	11/23/17								DNP							
vs. NC State	11/24/17								DNP							
Mercer	11/29/17	4		0-0	.000	0-0	.000	1-2	.500	1 0 1	0	0	1	1	0	1
at Georgia Tech	12/3/17								DNP							
Lipscomb	12/9/17								DNP							
North Carolina	12/17/17								DNP							
Furman	12/20/17								DNP							
at Wake Forest	12/23/17	1		0-0	.000	0-0	.000	0-0	.000	0 0 0	0	0	0	0	0	0
at Arkansas	12/30/17								DNP							
Auburn	1/2/18								DNP							
Kentucky	1/6/18								DNP							
at Vanderbilt	1/9/18								DNP							
Texas A&M	1/13/18	9		0-0	.000	0-0	.000	0-0	.000	0 1 1	0	2	0	0	0	0
at Missouri	1/17/18	4		0-0	.000	0-0	.000	0-0	.000	0 0 0	0	1	0	0	1	0
at South Carolina	1/20/18								DNP							
Vanderbilt	1/23/18								DNP							
at Iowa State	1/27/18								DNP							
LSU	1/31/18	6		1-1	1.000	1-1	1.000	0-0	.000	0 0 0	0	0	1	0	0	3
Ole Miss	2/3/18	4		2-2	1.000	2-2	1.000	0-0	.000	0 2 2	0	1	0	0	0	6
at Kentucky	2/6/18								DNP							
at Alabama	2/10/18	17		1-3	.333	0-1	.000	0-0	.000	0 2 2	0	0	0	1	0	2
South Carolina	2/13/18								DNP							
at Georgia	2/17/18								DNP							
Florida	2/21/18	2		0-0	.000	0-0	.000	0-0	.000	0 0 0	0	0	0	0	0	0
at Ole Miss	2/24/18	2		0-0	.000	0-0	.000	0-0	.000	0 0 0	0	0	0	0	0	0
at Mississippi State	2/27/18								DNP							
Georgia	3/3/18								DNP							
vs. Mississippi State	3/9/18								DNP							

■ PRODUCTION TRACKER

	This Season
Scored 5+ Points	1
Scored 10+ Points	-
Had Multiple Assists	1
Led the Vols in Assists	-
Had Multiple Steals	-
Had 3+ Steals	-
Led the Vols in Steals	-
Had Multiple Blocks	-
Made Multiple 3-Pointers	1
Had a Positive Assist/TO Ratio	2
Had Multiple Dunks	-



CAREER STATS

	GP-GS	Min	Avg	FG-A	Pct	3FG-A	Pct	FT-A	Pct	Off-Def-Rebs	Avg	PF-FO	Ast	TO	Blk	Stl	Pts	Avg
2016-17																		
2017-18	11-0	62	5.6	5-9	.556	3-5	.600	1-2	.500	3-5-8	0.7	0-0	5	2	2	1	14	1.3
TOTAL	11-0	62	5.6	5-9	.556	3-5	.600	1-2	.500	3-5-8	0.7	0-0	5	2	2	1	14	1.3

35 YVES PONS

FR Forward | 6-5 | 203 | Economics
Fuveau, France | INSEP Academy



VOLScholar



@PonsYves

Name pronounced: EEV POHNS

- Posted a fall GPA higher than 3.0 and thus earned the right to wear the VOLScholar patch on his jersey
- Recorded an all-around performance in win vs. Miss. State (2/27), tallying three points, three boards and one assist
- Hit a three in UT's win at Ole Miss (2/24); played in his 10th SEC game of the year
- Knocked down his first career 3-pointer and added a pair of assists in UT's win vs. Ole Miss (2/3)
- Saw significant playing time against South Carolina (1/20), posting two points, two boards and a block in 12 minutes of action off the bench
- Scored four points on a pair of dunks, including an alley-oop, to go along with two steals and a block in UT's win vs. Mercer (11/29)
- Arguably the most athletically gifted player on Tennessee's roster
- One of eight players named by Evan Daniels as the "best international newcomers in college basketball"
- Never took part in an organized weightlifting or strength training program before enrolling at UT
- Was born in Port-au-Prince, Haiti, and moved to France after being adopted at an early age (4-years-old)
- Attended the INSEP (National Institute of Sport and Physical Education) Academy in Paris; other notable INSEP basketball alums include Boris Diaw, Tony Parker and Ronny Turiaf
- He is Tennessee's first-ever men's basketball player from France and just the eighth international player in program history

SEASON/CAREER HIGHS

Points

Season 4 vs. Mercer (11/29/17)
Career Same

Rebounds

Season 3 at Mississippi State (2/27/18)
Career Same

Assists

Season 2 vs. Ole Miss (2/3/18)
Career Same

Blocks

Season 1 (2x), last at South Carolina (1/20/18)
Career Same

Steals

Season 2 vs. Mercer (11/29/17)
Career Same

Minutes

Season 12 at South Carolina (1/20/18)
Career Same

Field Goals Made

Season 2 vs. Mercer (11/29/17)
Career Same

Field Goals Attempted

Season 2 (3x), last at Mississippi State (2/27/18)
Career Same

3-Pt. Field Goals Made

Season 1 (2x), last at Ole Miss (2/24/18)
Career Same

3-Pt. Field Goals Attempted

Season 1 (3x), last at Mississippi State (2/27/18)
Career Same

Free Throws Made

Season 1 at Mississippi State (2/27/18)
Career Same

Free Throws Attempted

Season 2 at Mississippi State (2/27/18)
Career Same

2017-18 GAME-BY-GAME STATS

OPPONENT	DATE	St	MIN	FG-FGA	PCT	3FG-FGA	PCT	FT-FTA	PCT	OFF DEF TOT	PF	A	T/O	BLK	STL	PTS
Presbyterian	11/10/17		4	0-1	.000	0-0	.000	0-0	.000	0 0 0	1	0	0	0	0	0
High Point	11/14/17								DNP							
vs. Purdue	11/22/17	1		0-0	.000	0-0	.000	0-0	.000	0 0 0	0	0	0	0	0	0
vs. Villanova	11/23/17								DNP							
vs. NC State	11/24/17	2		0-1	.000	0-0	.000	0-0	.000	1 0 1	0	0	0	0	0	0
Mercer	11/29/17	6		2-2	1.000	0-0	.000	0-0	.000	0 0 0	1	0	1	1	2	4
at Georgia Tech	12/3/17								DNP							
Lipscomb	12/9/17	3		0-0	.000	0-0	.000	0-0	.000	0 0 0	1	0	0	0	0	0
North Carolina	12/17/17								DNP							
Furman	12/20/17								DNP							
at Wake Forest	12/23/17	2		0-0	.000	0-0	.000	0-0	.000	0 0 0	0	0	0	0	0	0
at Arkansas	12/30/17								DNP							
Auburn	1/2/18								DNP							
Kentucky	1/6/18								DNP							
at Vanderbilt	1/9/18								DNP							
Texas A&M	1/13/18								DNP							
at Missouri	1/17/18								DNP							
at South Carolina	1/20/18	12		1-1	1.000	0-0	.000	0-0	.000	1 1 2	3	0	0	1	0	2
Vanderbilt	1/23/18	3		0-0	.000	0-0	.000	0-0	.000	0 0 0	1	0	1	0	1	0
at Iowa State	1/27/18	2		0-0	.000	0-0	.000	0-0	.000	0 0 0	0	0	0	0	0	0
LSU	1/31/18	3		0-0	.000	0-0	.000	0-0	.000	0 1 1	0	0	0	0	0	0
Ole Miss	2/3/18	10		1-1	1.000	1-1	1.000	0-0	.000	0 1 1	1	2	0	0	0	3
at Kentucky	2/6/18	5		0-0	.000	0-0	.000	0-0	.000	0 0 0	0	0	0	0	0	0
at Alabama	2/10/18	8		0-1	.000	0-0	.000	0-0	.000	1 0 1	0	1	1	0	0	0
South Carolina	2/13/18	4		0-0	.000	0-0	.000	0-0	.000	0 1 1	0	0	0	0	0	0
at Georgia	2/17/18	3		0-0	.000	0-0	.000	0-0	.000	0 1 1	0	0	0	0	0	0
Florida	2/21/18	3		0-0	.000	0-0	.000	0-0	.000	0 0 0	1	0	0	0	0	0
at Ole Miss	2/24/18	6		1-2	.500	1-1	1.000	0-0	.000	0 0 0	1	1	0	0	0	3
at Mississippi State	2/27/18	11		1-2	.500	0-1	.000	1-2	.000	0 3 3	1	1	0	0	0	3
Georgia	3/3/18	4		0-0	.000	0-0	.000	0-0	.000	0 1 1	0	0	0	0	0	0
vs. Mississippi State	3/9/18	4		0-0	.000	0-0	.000	0-0	.000	0 0 0	2	0	0	0	0	0

■ PRODUCTION TRACKER

	This Season
Scored 5+ Points	-
Scored 10+ Points	-
Had 5+ Rebounds	-
Had Multiple Blocks	-
Led the Vols in Blocks	-
Made Multiple 3-Pointers	-
Had Multiple Steals	1
Led the Vols in Steals	2
Had a Positive Assist/TO Ratio	3
Had Multiple Dunks	1
Took Multiple Charges	-



CAREER STATS

	GP-GS	Min	Avg	FG-A	Pct	3FG-A	Pct	FT-A	Pct	Off-Def-Rebs	Avg	PF-FO	Ast	TO	Blk	Stl	Pts	Avg
2017-18	20-0	96	4.8	6-11	.545	2-3	.667	1-2	.500	3-9-12	0.6	13-0	5	3	2	3	15	0.8

5 ADMIRAL SCHOFIELD

JR Forward | 6-5 | 238 | Africana Studies
Zion, Ill. | Zion-Benton Township HS

@admiralelite15

2018 Second-Team All-SEC

- After playing primarily in the post as an underclassman, he is logging major minutes at the No. 3 spot this season
- **Second-team All-SEC honoree leads the Vols in rebounding (6.2 rpg) this year; paced UT on the boards in 14 games**
- Reigning SEC co-POW ranked seventh in the SEC during league play with 6.7 rebounds per game
- **He has made multiple 3-pointers in 20 games this season; his 52 threes are more than his first two seasons combined**
- Tallied 13 points, eight boards and two steals in UT's win vs. Mississippi State (3/9) in the SEC Tournament
- Paced the Vols in scoring for the third game in a row with 23 points to help UT claim a share of the SEC Title vs. Georgia (3/3)
- Led UT to win at Mississippi State (2/27) with 24 points on 9-of-18 shooting and seven rebounds
- Finished with a career-high 25 points on 9-of-14 shooting and seven boards to lead the Vols past Ole Miss (2/24)
- Dropped 16 points in win over Florida (2/21) on 7-of-17 shooting to go along with eight boards and three assists
- Capped off UT's win at Kentucky (2/6) with a fast-break dunk with four seconds left; finished with 12 points and six boards in 36 minutes of action
- Tied his career-high in points with 22 on 9-of-14 shooting to go along with nine boards to help the Vols beat Vandy (1/9)
- His older brother, O'Brien Schofield, played college football at Wisconsin before playing seven seasons in the NFL; O'Brien was a member of Seattle's 2014 Super Bowl XLVII championship team

SEASON/CAREER HIGHS

Points

Season 25 at Ole Miss (2/24/18)
Career Same

Rebounds

Season 13 vs. Furman (12/20/17)
Career Same

Assists

Season 4 vs. Kentucky (1/6/18)
Career 4 (2x), last vs. Kentucky (1/6/18)

Blocks

Season 2 vs. Texas A&M (1/13/18)
Career 2 (3x), last vs. Texas A&M (1/13/18)

Steals

Season 4 vs. Kentucky (1/6/18)
Career Same

Minutes

Season 36 at Kentucky (2/6/18)
Career Same

Field Goals Made

Season 9 (3x), last at Mississippi State (2/27/18)
Career 9 (4x), last at Mississippi State (2/27/18)

Field Goals Attempted

Season 18 at Mississippi State (2/27/18)
Career 19 at Auburn (1/2/16)

3-Pt. Field Goals Made

Season 4 at Arkansas (12/30/17)
Career Same

3-Pt. Field Goals Attempted

Season 7 (2x), last vs. Georgia (3/3/18)
Career 7 (3x), last vs. Georgia (3/3/18)

Free Throws Made

Season 6 (2x), last at Mississippi State (2/27/18)
Career 7 vs. Missouri (2/18/17)

Free Throws Attempted

Season 7 (3x), last at Mississippi State (2/27/18)
Career 10 vs. Missouri (2/18/17)

2017-18 GAME-BY-GAME STATS

OPPONENT	DATE	St	MIN	FG-FGA	PCT	3FG-FGA	PCT	FT-FTA	PCT	OFF DEF TOT	PF	A	T/O	BLK	STL	PTS
Presbyterian	11/10/17	f	20	8-12	.667	2-3	.667	4-5	.800	1 4 5	0	1	1	0	2	22
High Point	11/14/17	f	20	4-7	.571	2-4	.500	4-4	1.000	0 6 6	3	2	2	0	0	14
vs. Purdue	11/22/17	f	34	4-13	.307	1-5	.200	1-1	1.000	3 4 7	4	1	0	1	2	10
vs. Villanova	11/23/17	f	25	6-13	.462	2-5	.400	2-3	.667	1 2 3	3	1	0	0	2	16
vs. NC State	11/24/17	f	22	0-6	.000	0-2	.000	0-0	.000	1 0 1	5	1	2	0	1	0
Mercer	11/29/17	f	17	4-6	.667	2-2	1.000	0-0	.000	2 1 3	3	0	3	1	0	10
at Georgia Tech	12/3/17	f	21	2-8	.250	2-4	.500	4-4	1.000	1 4 5	4	2	5	0	0	10
Lipscomb	12/9/17	f	28	5-9	.556	2-4	.500	1-3	.333	0 6 6	2	1	2	1	0	13
North Carolina	12/17/17	f	26	3-13	.231	2-6	.333	2-2	1.000	1 1 2	4	0	3	0	0	10
Furman	12/20/17	f	26	5-12	.417	1-4	.250	1-2	.500	2 11 13	3	3	3	0	2	12
at Wake Forest	12/23/17	f	26	6-9	.667	2-3	.667	0-2	.000	2 4 6	2	1	2	0	1	14
at Arkansas	12/30/17	f	27	4-10	.400	4-6	.667	4-4	1.000	0 7 7	5	1	2	0	0	16
Auburn	1/2/18	f	29	3-10	.300	1-5	.200	6-7	.857	3 3 6	5	2	3	1	1	13
Kentucky	1/6/18	f	33	8-13	.615	3-7	.429	1-1	1.000	3 6 9	3	4	2	1	4	20
at Vanderbilt	1/9/18	f	31	9-14	.643	3-4	.750	1-2	.500	4 5 9	2	1	1	0	1	22
Texas A&M	1/13/18	f	31	4-12	.333	2-6	.333	2-3	.667	4 4 8	3	3	1	2	2	12
at Missouri	1/17/18	f	32	4-10	.400	2-6	.333	1-2	.500	0 5 5	2	0	1	0	2	11
at South Carolina	1/20/18	f	32	5-7	.714	2-4	.500	0-0	.000	1 3 4	2	3	3	0	2	12
Vanderbilt	1/23/18	f	27	2-6	.333	0-1	.000	3-4	.750	1 5 6	5	2	0	0	1	7
at Iowa State	1/27/18	f	22	3-12	.250	2-6	.333	2-2	1.000	2 5 7	4	3	1	0	1	10
LSU	1/31/18	f	18	2-6	.333	2-3	.667	0-0	.000	1 7 8	5	2	3	0	0	6
Ole Miss	2/3/18	f	28	6-12	.500	3-6	.500	0-0	.000	3 9 12	2	1	0	1	1	15
at Kentucky	2/6/18	f	36	6-16	.375	0-6	.000	0-0	.000	2 4 6	2	1	1	1	1	12
at Alabama	2/10/18	f	23	2-8	.250	1-3	.333	2-4	.500	0 7 7	1	0	2	0	1	7
South Carolina	2/13/18	f	34	6-9	.667	1-3	.333	0-2	.000	1 3 4	3	2	2	0	1	13
at Georgia	2/17/18	f	31	5-13	.385	1-5	.200	0-0	.000	1 3 4	4	1	0	0	1	11
Florida	2/21/18	f	34	7-17	.412	1-4	.250	1-1	1.000	3 5 8	1	3	1	1	1	16
at Ole Miss	2/24/18	f	35	9-14	.643	2-4	.500	5-7	.714	3 4 7	2	3	4	0	0	25
at Mississippi State	2/27/18	f	33	9-18	.500	0-2	.000	6-7	.857	1 6 7	3	0	2	1	0	24
Georgia	3/3/18	f	33	8-16	.500	2-7	.286	5-6	.833	2 1 3	2	2	0	0	0	23
vs. Mississippi State	3/9/18	f	32	4-12	.333	2-6	.333	3-4	.750	1 7 8	0	1	2	0	2	13

■ PRODUCTION TRACKER

	Last Season	This Season	Career
Scored 10+ Points	9	27	50
Scored 15+ Points	7	10	22
Scored 20+ Points	-	6	7
Led the Vols in Scoring	3	5	8
Had 5+ Rebounds	12	24	47
Led the Vols in Rebounds	4	14	21
Had a Double-Double	1	2	3
Had Multiple Blocks	1	2	4
Led the Vols in Blocks	1	5	8
Made Multiple 3-Pointers	3	20	29
Had Multiple Dunks	1	2	3
Drew Multiple Charges	-	-	1



CAREER STATS

	GP-GS	Min	Avg	FG-A	Pct	3FG-A	Pct	FT-A	Pct	Off-Def-Rebs	Avg	PF-FO	Ast	TO	Blk	Stl	Pts	Avg
2015-16	32-22	598	18.7	92-207	.444	25-83	.301	35-39	.897	43-86-129	4.0	88-2	29	22	10	12	244	7.6
2016-17	28-1	533	19.0	78-172	.453	21-54	.389	53-68	.779	26-98-124	4.4	65-2	21	32	5	9	230	8.2
2017-18	31-30	866	27.9	153-343	.446	52-136	.382	61-82	.744	50-142-192	6.2	89-5	48	54	11	32	419	13.5
TOTAL	91-53	1997	21.9	323-722	.447	98-273	.359	149-189	.788	119-326-445	4.9	242-9	98	108	26	53	893	9.8

1 LAMONTÉ TURNER

RS-So. Guard | 6-1 | 183 | Communication Studies
 Florence, Ala. | IMG Academy (Fla.)



VOLScholar



@LTurn1

2018 Co-SEC Sixth Man of the Year

First name pronounced: luh-MAHN-tay

- **Led the SEC in FT shooting (.940; 47-50) and 3FG shooting (.452; 38-84) during league play**
- 57 percent of his career field goals have been made from beyond the 3-point line; paced the offense nine times this season
- Authored a streak of 130+ consecutive minutes played without committing a turnover, dating from the first half at South Carolina on Jan. 20 to the first half of UT's win at Kentucky on Feb. 6.
- Has notched three of UT's highest scoring efforts this season (24 at Georgia Tech; 25 vs. Auburn; 25 at South Carolina)
- Posted a team-high 15 points, eight rebounds and a career-high four steals to lead UT to a win over Miss. State (3/9)
- Scored all nine of his points vs. Georgia (3/3) on treys to help UT close the title-clinching-win on a 20-12 run
- Drained the decisive go-ahead 3-pointer with 26 seconds left to play at Kentucky (2/6); led UT with 16 points
- Scored 14 of his 20 points in the second half at Iowa State (1/27), while knocking down a season-high six treys
- Sparked Tennessee's offense with 25 points on 6-of-9 shooting in win at South Carolina (1/20)
- Dropped a career-high 25 points behind a perfect 13-for-13 performance from the charity stripe vs. Auburn (1/2)
- Totaled 17 points behind four 3-pointers in win vs. #18 Purdue (11/22), including a clutch trey with 5.1 seconds remaining in regulation to tie the game and force overtime

SEASON/CAREER HIGHS

Points

Season 25 (2x), last at South Carolina (1/20/18)
 Career Same

Rebounds

Season 9 vs. North Carolina (12/17/17)
 Career Same

Assists

Season 5 (2x), last vs. Kentucky (1/6/18)
 Career 6 vs. Mississippi State (1/21/17)

Blocks

Season 1 (2x), vs. Villanova (11/23/17)
 Career 1 (8x), last vs. Villanova (11/23/17)

Steals

Season 2 (2x), last vs. Furman (12/20/17)
 Career 3 (2x), last vs. South Carolina (1/11/17)

Minutes

Season 33 vs. Purdue (11/22/17)
 Career Same

Field Goals Made

Season 7 at Iowa State (1/27/18)
 Career 8 vs. Presbyterian (12/6/16)

Field Goals Attempted

Season 13 at Iowa State (1/27/18)
 Career 15 at Ole Miss (1/17/17)

3-Pt. Field Goals Made

Season 6 at Iowa State (1/27/18)
 Career 7 vs. Presbyterian (12/6/16)

3-Pt. Field Goals Attempted

Season 9 at Iowa State (1/27/18)
 Career 11 vs. Presbyterian (12/6/16)

Free Throws Made

Season 13 vs. Auburn (1/2/18)
 Career Same

Free Throws Attempted

Season 13 vs. Auburn (1/2/18)
 Career Same

2017-18 GAME-BY-GAME STATS

OPPONENT	DATE	St	MIN	FG-FGA	PCT	3FG-FGA	PCT	FT-FTA	PCT	OFF DEF TOT	PF	A	T/O	BLK	STL	PTS
Presbyterian	11/10/17		15	0-2	.000	0-2	.000	0-0	.000	1 2 3	1	2	1	0	0	0
High Point	11/14/17		17	6-11	.545	4-7	.571	0-0	.000	0 0 0	3	1	2	1	0	16
vs. Purdue	11/22/17		33	6-12	.500	4-8	.500	1-1	1.000	2 3 5	1	2	2	0	0	17
vs. Villanova	11/23/17		29	1-9	.111	0-3	.000	2-3	.667	1 1 2	3	5	5	1	2	4
vs. NC State	11/24/17		21	1-4	.250	1-2	.500	2-2	1.000	0 2 2	3	2	5	0	1	5
Mercer	11/29/17		17	3-5	.600	3-5	.600	0-0	.000	0 1 1	3	2	0	0	0	9
at Georgia Tech	12/3/17		28	6-12	.500	3-8	.375	9-9	1.000	0 3 3	2	2	0	0	1	24
Lipscomb	12/9/17		22	3-10	.300	0-3	.000	1-2	.500	1 2 3	3	3	2	0	1	7
North Carolina	12/17/17		24	1-8	.125	0-5	.000	0-1	.000	2 7 9	0	1	2	0	0	2
Furman	12/20/17		17	2-9	.222	0-4	.000	0-0	.000	1 6 7	1	2	2	0	2	4
at Wake Forest	12/23/17		26	2-10	.200	1-7	.143	0-0	.000	1 4 5	3	2	1	0	1	5
at Arkansas	12/30/17		21	4-9	.444	2-6	.333	0-0	.000	0 2 2	2	2	1	0	0	10
Auburn	1/2/18		21	5-8	.625	2-4	.500	13-13	1.000	2 2 4	5	1	1	0	0	25
Kentucky	1/6/18		30	2-11	.181	2-8	.250	5-7	.714	0 4 4	1	5	1	0	0	11
at Vanderbilt	1/9/18		26	0-3	.000	0-2	.000	6-6	1.000	0 3 3	2	1	0	0	0	6
Texas A&M	1/13/18		17	3-7	.429	1-3	.333	0-0	.000	0 2 2	1	0	0	0	1	7
at Missouri	1/17/18		12	1-6	.167	1-5	.200	0-0	.000	0 0 0	0	0	0	0	1	3
at South Carolina	1/20/18		32	6-9	.667	3-3	1.000	10-10	1.000	0 6 6	2	2	2	0	1	25
Vanderbilt	1/23/18		27	3-9	.333	1-3	.333	0-0	.000	0 3 3	1	3	0	0	1	7
at Iowa State	1/27/18		31	7-13	.538	6-9	.667	0-0	.000	1 4 5	0	2	0	0	1	20
LSU	1/31/18		27	4-9	.444	1-6	.167	3-3	1.000	0 1 1	1	2	0	0	1	12
Ole Miss	2/3/18		21	6-8	.750	5-6	.833	0-0	.000	1 1 2	3	4	0	0	0	17
at Kentucky	2/6/18		31	6-10	.600	4-7	.571	0-0	.000	0 2 2	3	0	3	0	0	16
at Alabama	2/10/18		24	1-4	.250	1-3	.333	2-3	.667	0 1 1	1	1	3	0	1	5
South Carolina	2/13/18		25	3-6	.500	2-5	.400	0-0	.000	0 5 5	4	2	2	0	1	8
at Georgia	2/17/18		26	4-12	.333	4-8	.500	2-2	1.000	1 2 3	5	2	1	0	0	14
Florida	2/21/18		30	2-4	.500	1-1	1.000	0-0	.000	0 5 5	2	0	1	0	0	5
at Ole Miss	2/24/18		28	3-11	.273	3-7	.429	4-4	1.000	0 3 3	0	3	1	0	0	13
at Mississippi State	2/27/18		29	4-4	1.000	2-2	1.000	2-2	1.000	0 2 2	3	4	2	0	0	12
Georgia	3/3/18		29	3-7	.429	3-5	.600	0-0	.000	1 2 3	2	2	0	0	1	9
vs. Mississippi State	3/9/18		30	6-13	.462	1-5	.200	2-5	.400	3 5 8	1	1	1	0	4	15

■ PRODUCTION TRACKER

	Last Season	This Season	Career
Scored 10+ Points	11	15	26
Scored 15+ Points	4	9	13
Scored 20+ Points	1	4	5
Led the Vols in Scoring	3	9	12
Had 5+ Assists	5	2	7
Led the Vols in Assists	11	2	13
Had a Double-Double	-	-	-
Had Multiple Steals	4	3	7
Had 3+ Steals	2	1	3
Led the Vols in Steals	5	7	12
Made Multiple 3-Pointers	10	16	26
Had a Positive Assist/TO Ratio	18	15	33



CAREER STATS

	GP-GS	Min	Avg	FG-A	Pct	3FG-A	Pct	FT-A	Pct	Off-Def-Rebs	Avg	PF-FO	Ast	TO	Blk	Stl	Pts	Avg
2015-16										REDSHIRT								
2016-17	32-6	663	20.7	76-214	.355	41-125	.328	70-91	.769	10-71-81	2.5	67-0	86	55	6	19	263	8.2
2017-18	31-0	766	24.7	104-255	.408	61-152	.401	64-73	.877	18-86-104	3.4	62-2	61	41	2	21	333	10.7
TOTAL	63-6	1429	22.7	180-469	.384	102-277	.368	134-164	.817	28-157-185	2.9	129-2	147	96	8	40	596	9.5

15 DERRICK WALKER JR.

FR Forward | 6-8 | 238 | Communication Studies
Kansas City, Mo. | Sunrise Christian Academy

VOLScholar



@derric_k

- While defense and rebounding are his main areas of focus, he shot .679 (19-of 28) during SEC play
- Dropped seven points on 3-of-3 shooting and grabbed two boards in 15 minutes played at Mississippi State (2/27)
- Posted five points, seven boards, one assist and one steal in 22 minutes of play at Ole Miss (2/24)
- Missed his first game of the year against Florida (2/21) after being held out with an injury
- Tallied season highs in rebounds (7) and blocks (2) to go with four points at Alabama (2/10)
- Recorded five points, six rebounds and a pair of assists in 14 minutes of action against LSU (1/31)
- Stepped up big in UT's win over South Carolina (1/20), posting 10 points on 5-of-5 shooting to go along with four boards and a block in 25 minutes of action
- Played his AAU ball for MoKan Elite on the Nike EYBL circuit during the summer of 2016, helping that squad win the prestigious Nike Peach Jam championship in July; was teammates with Missouri freshman Michael Porter Jr. and National Freshman of the Year candidate Trae Young of Oklahoma
- On track to become the first Missouri native ever to letter for the Vols

SEASON/CAREER HIGHS

Points

Season 10 at South Carolina (1/20/18)
Career Same

Rebounds

Season 7 (2x), last at Ole Miss (2/24/18)
Career Same

Assists

Season 2 (2x), last vs. LSU (1/31/18)
Career Same

Blocks

Season 2 at Alabama (2/10/18)
Career Same

Steals

Season 1 (2x), last at Ole Miss (2/24/18)
Career Same

Minutes

Season 25 at South Carolina (1/20/18)
Career Same

Field Goals Made

Season 5 at South Carolina (1/20/18)
Career Same

Field Goals Attempted

Season 5 (2x), last at Ole Miss (2/24/18)
Career Same

3-Pt. Field Goals Made

Season -
Career -

3-Pt. Field Goals Attempted

Season -
Career -

Free Throws Made

Season 3 vs. Vanderbilt (1/23/18)
Career Same

Free Throws Attempted

Season 4 (2x), last at Ole Miss (2/24/18)
Career Same

2017-18 GAME-BY-GAME STATS

OPPONENT	DATE	St	MIN	FG-FGA	PCT	3FG-FGA	PCT	FT-FTA	PCT	OFF DEF TOT	PF	A	T/O	BLK	STL	PTS
Presbyterian	11/10/17		10	2-3	.667	0-0	.000	1-2	.500	1 0 1	3	0	2	0	1	5
High Point	11/14/17		9	0-2	.000	0-0	.000	0-1	.000	2 3 5	0	1	1	1	0	0
vs. Purdue	11/22/17		9	1-3	.333	0-0	.000	0-0	.000	1 1 2	3	0	1	1	0	2
vs. Villanova	11/23/17		4	0-0	.000	0-0	.000	0-0	.000	0 1 1	2	0	0	0	0	0
vs. NC State	11/24/17		9	1-2	.500	0-0	.000	0-0	.000	1 1 2	3	0	1	1	0	2
Mercer	11/29/17		8	1-1	1.000	0-0	.000	0-0	.000	0 2 2	2	0	0	0	0	2
at Georgia Tech	12/3/17		14	1-2	.500	0-0	.000	0-0	.000	2 1 3	2	0	1	1	0	2
Lipscomb	12/9/17		6	0-0	.000	0-0	.000	0-0	.000	0 2 2	1	0	0	0	0	0
North Carolina	12/17/17		6	0-0	.000	0-0	.000	0-0	.000	1 1 2	0	0	0	0	0	0
Furman	12/20/17		2	0-0	.000	0-0	.000	0-0	.000	0 0 0	0	0	0	0	0	0
at Wake Forest	12/23/17		11	1-2	.500	0-0	.000	1-2	.500	1 2 3	3	2	2	0	0	3
at Arkansas	12/30/17		6	1-1	1.000	0-0	.000	0-0	.000	1 2 3	0	1	1	0	0	2
Auburn	1/2/18		2	0-0	.000	0-0	.000	0-0	.000	0 2 2	0	0	1	0	0	0
Kentucky	1/6/18		2	0-0	.000	0-0	.000	0-0	.000	0 0 0	0	0	3	0	0	0
at Vanderbilt	1/9/18		2	0-0	.000	0-0	.000	0-0	.000	0 0 0	0	0	1	0	0	0
Texas A&M	1/13/18		3	0-0	.000	0-0	.000	0-0	.000	0 2 2	1	0	0	0	0	0
at Missouri	1/17/18		9	2-2	1.000	0-0	.000	0-0	.000	1 0 1	1	0	0	0	0	4
at South Carolina	1/20/18		25	5-5	1.000	0-0	.000	0-2	.000	1 3 4	3	0	1	1	0	10
Vanderbilt	1/23/18		17	1-2	.500	0-0	.000	3-4	.750	4 2 6	2	0	0	0	0	5
at Iowa State	1/27/18		9	0-0	.000	0-0	.000	0-0	.000	0 0 0	2	0	1	0	0	0
LSU	1/31/18		14	2-2	1.000	0-0	.000	1-2	.500	1 5 6	1	2	0	0	0	5
Ole Miss	2/3/18		7	1-2	.500	0-0	.000	0-0	.000	1 1 2	0	0	0	0	0	2
at Kentucky	2/6/18		6	0-0	.000	0-0	.000	0-0	.000	1 0 1	0	0	0	0	1	0
at Alabama	2/10/18		15	2-3	.667	0-0	.000	0-0	.000	3 4 7	3	0	1	2	0	4
South Carolina	2/13/18		5	0-1	.000	0-0	.000	1-2	.500	1 1 2	1	0	2	0	0	1
at Georgia	2/17/18		5	0-1	.000	0-0	.000	0-0	.000	0 0 0	2	0	1	0	0	0
Florida	2/21/18									INJ						
at Ole Miss	2/24/18		22	2-5	.400	0-0	.000	1-4	.250	1 6 7	2	1	0	0	1	5
at Mississippi State	2/27/18		15	3-3	1.000	0-0	.000	1-2	.500	0 2 2	2	1	0	0	0	7
Georgia	3/3/18		6	0-1	.000	0-0	.000	0-0	.000	0 0 0	2	0	1	0	0	0
vs. Mississippi State	3/9/18		10	0-1	.000	0-0	.000	1-2	.500	4 0 4	0	0	0	0	0	1

■ PRODUCTION TRACKER

	This Season
Scored 5+ Points	6
Scored 10+ Points	1
Led the Vols in Scoring	-
Had 5+ Rebounds	5
Had 10+ Rebounds	-
Led the Vols in Rebounds	3
Had Multiple Assists	-
Had Multiple Steals	-
Had Multiple Blocks	1
Led the Vols in Blocks	2
Had Multiple Dunks	-
Drew Multiple Charges	-



CAREER STATS

	GP-GS	Min	Avg	FG-A	Pct	3FG-A	Pct	FT-A	Pct	Off-Def-Rebs	Avg	PF-FO	Ast	TO	Blk	Stl	Pts	Avg
2017-18	30-0	268	8.9	26-44	.591	0-0	.000	10-25	.400	28-44-72	2.4	41-0	8	21	7	3	62	2.1

2 GRANT WILLIAMS

SO Forward | 6-7 | 241 | Business Administration
Charlotte, N.C. | Providence Day School



@GrWill2

2018 SEC Player of the Year

- Team's top scorer has started each of UT's last 60 games—the longest active streak on the team
- **SEC Player of the Year honoree ranked ninth in the SEC in scoring (16.1 ppg) and ninth in shooting percentage (.463) during league play despite being regularly double-teamed; scored 20-plus in five contests**
- Recorded first double-double of the season with 10 points and 11 rebounds in win vs. Mississippi State (3/9)
- First-team All-SEC honoree scored 22 points in win vs. Georgia (3/3) to clinch a share of the SEC Title for the Vols
- Posted 23 points on 8-of-13 shooting and six boards in win vs. Florida (2/21); scored 11 of UT's final 18 points
- Hit a challenged layup with 11 seconds left to give Tennessee a 3-point lead vs. South Carolina (2/13); finished with a game-high 22 points on 7-of-10 shooting, five rebounds and two blocks
- Lifted the Vols to a road win at Vanderbilt (1/9) behind a career-high 37 points on 12-of-20 shooting from the floor, **marking the most points by a Vol since SEC Player of the Year Ron Slay scored 38 vs. New Mexico on Jan. 4, 2003**
- Paced the Vols in scoring (18.7 ppg), assists (3.0 apg) and blocks (2.0 bpg) while ranking second on the squad in rebounding (7.3 rpg) during the Battle 4 Atlantis tournament
- His 402 total points last season ranked sixth all-time among Tennessee freshmen, trailing Bernard King (661), Allan Houston (609), Tobias Harris (521), Ernie Grunfeld (453) and Chris Lofton (410)

SEASON/CAREER HIGHS

Points

Season 37 at Vanderbilt (1/9/18)
Career Same

Rebounds

Season 12 vs. High Point (11/14/17)
Career 14 at LSU (3/1/17)

Assists

Season 4 (4x), last at Mississippi State (2/27/18)
Career 6 vs. Kentucky (1/24/17)

Blocks

Season 3 (5x), last at Ole Miss (2/24/18)
Career 6 at Texas A&M (12/29/16)

Steals

Season 2 (3x), last at Missouri (1/17/18)
Career 4 at South Carolina (2/25/17)

Minutes

Season 35 (3x), last at Missouri (1/17/18)
Career Same

Field Goals Made

Season 12 at Vanderbilt (1/9/18)
Career Same

Field Goals Attempted

Season 20 at Vanderbilt (1/9/18)
Career Same

3-Pt. Field Goals Made

Season 2 vs. Purdue (11/22/17)
Career 2 (2x), last vs. Purdue (11/22/17)

3-Pt. Field Goals Attempted

Season 4 vs. Purdue (11/22/17)
Career 4 (2x), last vs. Purdue (11/22/17)

Free Throws Made

Season 13 at Vanderbilt (1/9/18)
Career Same

Free Throws Attempted

Season 15 at Vanderbilt (1/9/18)
Career Same

2017-18 GAME-BY-GAME STATS

OPPONENT	DATE	St	MIN	FG-FGA	PCT	3FG-FGA	PCT	FT-FTA	PCT	OFF DEF TOT	PF	A	T/O	BLK	STL	PTS
Presbyterian	11/10/17	f	21	4-8	.500	0-2	.000	6-8	.750	1 6 7	4	3	1	0	0	14
High Point	11/14/17	f	25	2-9	.222	0-2	.000	4-6	.667	4 8 12	1	2	2	2	2	8
vs. Purdue	11/22/17	f	30	8-18	.444	2-4	.500	4-4	1.000	4 4 8	4	2	2	1	0	22
vs. Villanova	11/23/17	f	33	9-16	.563	0-1	.000	2-3	.667	3 5 8	5	3	2	2	0	20
vs. NC State	11/24/17	f	27	5-12	.417	0-1	.000	4-8	.500	2 4 6	4	4	0	3	2	14
Mercer	11/29/17	f	30	8-15	.533	0-2	.000	5-6	.833	1 2 3	2	4	2	2	1	21
at Georgia Tech	12/3/17	f	24	5-9	.556	0-0	.000	1-2	.500	1 5 6	5	1	3	2	0	11
Lipscomb	12/9/17	f	27	6-11	.545	0-1	.000	7-7	1.000	2 6 8	3	2	4	3	1	19
North Carolina	12/17/17	f	26	7-15	.467	0-0	.000	1-2	.500	1 3 4	4	0	2	2	1	15
Furman	12/20/17	f	35	7-11	.636	0-0	.000	0-1	.000	4 4 8	2	3	3	1	0	14
at Wake Forest	12/23/17	f	23	4-6	.667	1-2	.500	2-3	.667	0 3 3	3	0	2	0	0	11
at Arkansas	12/30/17	f	34	5-13	.385	0-1	.000	2-4	.500	3 3 6	5	1	2	2	1	12
Auburn	1/2/18	f	33	8-15	.533	0-1	.000	6-9	.667	4 4 8	4	0	3	1	0	22
Kentucky	1/6/18	f	35	7-13	.538	0-0	.000	4-5	.800	4 4 8	4	4	3	1	1	18
at Vanderbilt	1/9/18	f	33	12-20	.600	0-1	.000	13-15	.867	2 5 7	2	2	2	3	0	37
Texas A&M	1/13/18	f	33	3-13	.231	0-0	.000	3-4	.750	2 3 5	2	2	2	1	1	9
at Missouri	1/17/18	f	35	5-12	.417	0-1	.000	5-6	.833	1 4 5	5	1	4	1	2	15
at South Carolina	1/20/18	f	31	4-9	.444	0-1	.000	6-7	.857	0 2 2	1	0	0	2	1	14
Vanderbilt	1/23/18	f	30	3-8	.375	0-0	.000	12-14	.857	1 2 3	3	3	4	0	0	18
at Iowa State	1/27/18	f	29	3-9	.333	0-1	.000	3-5	.600	2 8 10	4	2	2	0	0	9
LSU	1/31/18	f	22	7-13	.538	0-0	.000	2-5	.400	3 3 6	1	3	2	0	1	16
Ole Miss	2/3/18	f	22	6-11	.545	0-0	.000	5-7	.714	0 4 4	3	2	1	0	1	17
at Kentucky	2/6/18	f	28	1-3	.333	0-0	.000	8-10	.800	1 2 3	4	2	2	1	0	10
at Alabama	2/10/18	f	24	5-12	.417	0-1	.000	6-7	.857	4 0 4	2	1	1	1	0	16
South Carolina	2/13/18	f	34	7-10	.700	0-0	.000	8-9	.888	2 3 5	3	1	1	2	0	22
at Georgia	2/17/18	f	25	1-8	.125	0-0	.000	3-6	.500	3 1 4	5	0	2	3	1	5
Florida	2/21/18	f	26	8-13	.615	0-1	.000	7-8	.875	1 5 6	4	1	2	0	0	23
at Ole Miss	2/24/18	f	20	3-10	.300	0-1	.000	0-0	.000	2 3 5	4	1	1	3	0	6
at Mississippi State	2/27/18	f	30	2-3	.667	0-0	.000	4-6	.667	1 6 7	2	4	3	1	1	8
Georgia	3/3/18	f	27	7-17	.412	0-1	.000	8-8	1.000	0 3 3	5	0	1	1	0	22
vs. Mississippi State	3/9/18	f	33	3-12	.250	0-0	.000	4-7	.571	6 5 11	3	1	4	0	0	10

■ PRODUCTION TRACKER

	Last Season	This Season	Career
Scored 10+ Points	20	25	45
Scored 15+ Points	11	16	27
Scored 20+ Points	3	8	11
Led the Vols in Scoring	9	12	21
Had 5+ Rebounds	21	21	42
Had 10+ Rebounds	5	3	8
Led the Vols in Rebounds	12	9	21
Had Multiple Assists	10	17	27
Had Multiple Steals	7	3	10
Had Multiple Blocks	16	13	29
Led the Vols in Blocks	18	15	33
Had Multiple Dunks	-	2	2



CAREER STATS

	GP-GS	Min	Avg	FG-A	Pct	3FG-A	Pct	FT-A	Pct	Off-Def-Rebs	Avg	PF-FO	Ast	TO	Blk	Stl	Pts	Avg
2016-17	32-29	814	25.4	132-262	.504	12-32	.375	126-189	.667	94-95-189	5.9	105-6	36	62	61	26	402	12.6
2017-18	31-31	885	28.5	165-354	.466	3-25	.120	145-192	.755	65-120-185	6.0	103-6	55	65	41	17	478	15.4
TOTAL	63-60	1699	27.0	297-616	.482	15-57	.263	271-381	.711	159-215-374	5.9	208-12	91	127	102	43	880	14.0

12 BRAD WOODSON

JR Guard | 6-1 | 180 | Kinesiology
 Murfreesboro, Tenn. | Riverdale HS



VOLScholar



@Bwoodson_12

- Knows how to play every position on the court (assignments, responsibilities, etc.)
- Has appeared in two games this season
- The Iowa State student section led chants of "We Want Brad," "Free Brad," and "Let Brad Loose" during UT's drubbing of the Cyclones (1/27) in the Big 12/SEC Challenge
- Logged a career-high 18 minutes at South Carolina as a freshman
- Was named to the 2015-16 First-Year SEC Academic Honor Roll
- Was a 1,000-point scorer at Riverdale High School, where his father, Kevin, was the varsity head coach
- Earned first-team *Murfreesboro Daily News Journal* All-Area Team honors as a high school senior in 2015 after averaging 15.8 points per game
- Also played third base for Riverdale's varsity baseball team, which won district, region and substate championships when he was a junior in 2014 (32 total wins)
- Had perfect attendance from kindergarten through high school
- Volunteers as a middle school mentor and Sunday school teacher at his church in Knoxville
- Big fan of the Chicago Cubs

SEASON/CAREER HIGHS

Points

Season -
 Career 5 vs. Presbyterian (12/6/16)

Rebounds

Season -
 Career 3 at South Carolina (2/24/16)

Assists

Season -
 Career 1 (4x), last vs. Missouri (2/18/17)

Blocks

Season -
 Career 1 vs. Missouri (2/18/17)

Steals

Season -
 Career 1 (2x), last vs. Presbyterian (12/6/16)

Minutes

Season 4 vs. Presbyterian (11/10/17)
 Career 18 at South Carolina (2/24/16)

Field Goals Made

Season -
 Career 1 (4x), last vs. Missouri (2/18/17)

Field Goals Attempted

Season -
 Career 5 at South Carolina (2/24/16)

3-Pt. Field Goals Made

Season -
 Career 1 (2x), last vs. Presbyterian (12/6/16)

3-Pt. Field Goals Attempted

Season -
 Career 5 at South Carolina (2/24/16)

Free Throws Made

Season -
 Career 2 (2x), last vs. Presbyterian (12/6/16)

Free Throws Attempted

Season -
 Career 2 (2x), last vs. Presbyterian (12/6/16)

2017-18 GAME-BY-GAME STATS

OPPONENT	DATE	St	MIN	FG-FGA	PCT	3FG-FGA	PCT	FT-FTA	PCT	OFF DEF TOT	PF	A	T/O	BLK	STL	PTS
Presbyterian	11/10/17		4	0-0	.000	0-0	.000	0-0	.000	0 0 0	0	0	0	0	0	0
High Point	11/14/17		2	0-2	.000	0-0	.000	0-0	.000	0 0 0	0	0	0	0	0	0
vs. Purdue	11/22/17								DNP							
vs. Villanova	11/23/17								DNP							
vs. NC State	11/24/17								DNP							
Mercer	11/29/17								DNP							
at Georgia Tech	12/3/17								DNP							
Lipscomb	12/9/17								DNP							
North Carolina	12/17/17								DNP							
Furman	12/20/17								DNP							
at Wake Forest	12/23/17								DNP							
at Arkansas	12/30/17								DNP							
Auburn	1/2/18								DNP							
Kentucky	1/6/18								DNP							
at Vanderbilt	1/9/18								DNP							
Texas A&M	1/13/18								DNP							
at Missouri	1/17/18								DNP							
at South Carolina	1/20/18								DNP							
Vanderbilt	1/23/18								DNP							
at Iowa State	1/27/18								DNP #LetBradLoose							
LSU	1/31/18								DNP							
Ole Miss	2/3/18								DNP							
at Kentucky	2/6/18								DNP							
at Alabama	2/10/18								DNP							
South Carolina	2/13/18								DNP							
at Georgia	2/17/18								DNP							
Florida	2/21/18								DNP							
at Ole Miss	2/24/18								DNP							
at Mississippi State	2/27/18								DNP							
Georgia	3/3/18								DNP							
vs. Mississippi State	3/9/18								DNP							



CAREER STATS

	GP-GS	Min	Avg	FG-A	Pct	3FG-A	Pct	FT-A	Pct	Off-Def-Rebs	Avg	PF-FO	Ast	TO	Blk	Stl	Pts	Avg
2015-16	10-0	63	6.3	2-14	.143	1-9	.111	2-2	1.000	3-5-8	0.8	6-0	3	2	0	1	7	0.7
2016-17	4-0	11	2.8	2-7	.286	1-4	.250	2-2	1.000	0-0-0	0.0	1-0	1	0	1	1	7	1.8
2017-18	2-0	6	3.0	0-2	.000	0-2	.000	0-0	.000	0-0-0	0.0	1-0	0	0	0	0	0	0.0
TOTAL	16-0	80	5.0	4-23	.174	2-15	.133	4-4	1.000	3-5-8	0.5	8-0	4	2	1	2	14	0.9

► THE LAST TIME

LAST TIME A TENNESSEE PLAYER...

Scored 40 Points: 43 by Allan Houston vs. LSU (2/10/90)

Scored 35 Points: 37 by Grant Williams at Vanderbilt (1/9/18)

Scored 30 Points: 37 by Grant Williams at Vanderbilt (1/9/18)

Scored 25 Points: 25 by Admiral Schofield at Ole Miss (2/24/18)

Scored 30 Or More Points In Back-To-Back Games:

Chris Lofton with 34 vs. Memphis (12/6/06) and 32 vs. Western Kentucky (12/16/06)

Scored 25 or More Points in Back-To-Back Games:

Kevin Punter Jr. with 26 vs. Vanderbilt (1/20/16) and 36 vs. South Carolina (1/23/16)

Scored 20 or More Points in Five Consecutive Games:

Seven Games: Kevin Punter Jr. with 24 vs. Gardner-Webb (11/22/15), 26 vs. Army West Point (11/24/15), 24 vs. George Washington (12/27/15), 23 vs. Nebraska (11/28/15), 27 at Butler (12/12/15), 24 vs. Florida Atlantic (12/16/15) and 23 vs. Gonzaga (12/19/15)

Grabbed 20 Rebounds: 20 by Jeronne Maymon vs. Memphis (11/22/11)

Grabbed 15 Rebounds: 18 by Jarnell Stokes vs. Mercer (3/23/14)

Grabbed 10 Offensive Rebounds: 10 by Jeronne Maymon vs. NC State (12/18/13)

Made 15 Field Goals: 15 (15-19) by Dyron Nix vs. Tennessee Tech (11/25/88)

Made 10 Field Goals: 12 (12-20) by Grant Williams at Vanderbilt (1/9/18)

Attempted 25 Field Goals: 27 (14-27) by Allan Houston vs. LSU (2/10/90)

Attempted 20 Field Goals: 20 (12-20) by Grant Williams at Vanderbilt (1/9/18)

Made 8 3-pointers: 8 (8-11) by Jordan McRae at Georgia (3/2/13)

Made 7 3-pointers: 7 (7-11) by Lamonté Turner vs. Presbyterian (12/6/16)

Made 6 3-pointers: 6 (6-9) by Lamonté Turner at Iowa State (1/27/18)

Attempted 15 3-pointers: 15 (6-15) by Chris Lofton at Vanderbilt (2/26/08)

Attempted 10 3-pointers: 10 (4-10) by Jordan Bowden vs. South Carolina (2/13/18)

Made 15 Free Throws: 16 (16-17) by Jeronne Maymon vs. Memphis (11/22/11)

Made 10 Free Throws: 12 (12-14) by Grant Williams vs. Vanderbilt (1/23/18)

Attempted 20 Free Throws: 23 (22-23) by Bill Justus vs. Ohio (3/17/69)

Attempted 15 Free Throws: 15 (13-15) by Grant Williams at Vanderbilt (1/9/18)

Had 15 Assists: 15 by Fred Jenkins vs. Georgia (2/28/87)

Had 10 Assists: 10 by James Daniel III vs. Mercer (11/29/17)

Had 6 Steals: 6 by Josh Richardson vs. Butler (12/14/14)

Had 5 Steals: 5 by Devon Baulkman vs. Vanderbilt (3/10/16)

Had 5 Blocks: 6 by Grant Williams at Texas A&M (12/29/16)

Played Every Minute Of A Game: 40 minutes by Kevin Punter Jr. at Mississippi State (1/16/16)

Converted A 4-Point Play: Jordan Bowden vs. Vanderbilt (1/23/18)

Hit A Shot At The Buzzer To Send A Game To Overtime:

Robert Hubbs III hit a driving layup as time expired to tie the game 67-67. Tennessee won 76-73 in overtime at Vanderbilt (2/11/15).

Hit A Shot In The Closing Seconds To Send A Game To Overtime:

Lamonté Turner made a 3-pointer vs. Purdue with 5.1 seconds left in regulation, tying the game at 63. Tennessee went on to win, 78-75, in overtime (11/22/17)

Hit A Shot At The Buzzer To Win A Game:

Brian Williams grabbed an offensive rebound off a Tobias Harris missed 3-pointer and sank a four-footer just off the right block at the buzzer to give Tennessee a 59-57 win at Georgia (1/18/11)

Hit A Closing-Seconds Shot To Win A Game:

Lamonté Turner made a go-ahead 3-pointer with 26 seconds left to play in UT's 61-59 victory at Kentucky (2/6/18)

Scored 20 or more points in a first half: Jordan McRae (20) vs. South Carolina (2/8/14)

Scored 20 or more points in a second half: Grant Williams (20 of his 37) at Vanderbilt (1/9/18)

Had A Triple-Double: Tyler Smith (12 points, 10 rebounds, 10 assists) vs. UNC Asheville (12/3/08)

The only triple-double in Tennessee basketball history

LAST TIME TENNESSEE...

Scored 110 Points: 124 vs. UNC Asheville (11/17/09)

Scored 105 Points: 105 vs. East Carolina (11/20/09)

Scored 100 Points: 103 vs. Appalachian State (11/15/16)

Allowed 100 Points: 105 vs. Texas (12/23/06, OT)

Scored 60 Points in a Half: 62 (2nd half) vs. East Carolina (11/20/09)

Did Not Score 20+ Points in a Half: 18 (1st half) vs. Vanderbilt (2/22/17)

Grabbed 55 Rebounds: 58 vs. UT Martin (11/18/08)

Grabbed 50 Rebounds: 50 vs. Mississippi State (3/9/18)

Made 40 Field Goals: 40 (40-70) vs. East Carolina (11/20/09)

Attempted 90 Field Goals: 91 (38-91) vs. LSU (2/10/90)

Attempted 80 Field Goals: 80 (29-80) vs. Purdue (11/22/17)

Attempted 70 Field Goals: 71 (32-71) at Arkansas (12/30/17)

Made 15 3-pointers: 16 (16-33) vs. Presbyterian (12/6/16)

Made 10 3-pointers: 13 (13-29) vs. Ole Miss (2/3/18)

Attempted 35 3-pointers: 39 (13-39) vs. Chattanooga (1/2/12)

Attempted 30 3-pointers: 30 (12-30) at Iowa State (1/27/18)

Made 45 Free Throws: 45 (45-60) vs. George Washington (12/28/00)

Made 40 Free Throws: 45 (45-60) vs. George Washington (12/28/00)

Attempted 55 Free Throws: 60 (45-60) vs. George Washington (12/28/00)

Had 30 Assists: 30 vs. Tusculum (1/4/14)

Had 25 Assists: 27 vs. Ole Miss (2/3/18)

Had 20 Steals: 21 vs. North Carolina A&T (12/23/09)

Had 15 Steals: 15 at Vanderbilt (2/22/11)

Had 12 Blocks: 14 vs. Virginia (12/19/00)

Never trailed in a game: vs. Ole Miss (2/3/18)

Faced a 25-Point Deficit: Trailed 82-55 in second half at South Carolina (2/25/17); lost 82-55

Faced a 20-Point Deficit: Trailed 82-55 in second half at South Carolina (2/25/17); lost 82-55

Faced a 15-Point Deficit: Trailed 40-24 in second half vs. Alabama (3/4/17); won 59-54

Overcame a 20-Point Deficit To Win: Trailed 13-34 in first half, won 84-77 vs. Kentucky (2/2/16)

Overcame a 15-Point Deficit To Win: Trailed 40-24 in second half vs. Alabama (3/4/17); won 59-54

Overcame a 10-Point Deficit To Win: Trailed 42-31 in first half vs. Georgia (3/3/18); won 66-61

Overcame a 15-Point Halftime Deficit To Win: Trailed 35-50 at halftime, won 111-105 in overtime vs. Texas (12/23/06)

Overcame a 10-Point Halftime Deficit To Win: Trailed 45-35 at halftime, won 92-84 at Vanderbilt (1/9/18)

Did Not Make A 3-Pointer: 0 (0-8) vs. Duke (11/21/11)
Active 3-point streak: 230 games

Played a Half Without a Committing a Turnover: Second half vs. George Washington (11/27/15)

Had Six Players Score In Double Figures In Same Game:

Robert Hubbs III (16), Lamonté Turner (15), Jordan Bowden (14), Kyle Alexander (13), Grant Williams (13), Shembari Phillips (11) vs. Appalachian State (11/15/16)

Had Seven Players Score In Double Figures In Same Game:

Vincent Yarbrough (18), Charles Hathaway (12), Harris Walker (12), Marcus Haislip (12), Isiah Victor (11), Tony Harris (11), Terrence Woods (11) vs. East Tennessee State (11/19/00)

Had Two Players Record Double-Doubles In Same Game:

Jeronne Maymon (11 pts, 11 rebs) and Jarnell Stokes (26 pts, 14 rebs) vs. UMass (3/21/14)

Tennessee Did Not Have A Player Score in Double Figures:

at Georgetown (11/30/12)

Opponent Did Not Have A Player Score in Double Figures:

vs. South Carolina (3/14/14)

Had Three Players Score 20+ Points in Same Game:

Jordan McRae (21), Josh Richardson (20) and Jarnell Stokes (20) vs. Virginia (12/30/13)

Had Two Players Score 25+ Points in Same Game:

Armani Moore (29) and Kevin Punter Jr. (26) vs. Army West Point (11/24/15)

Tennessee Player Made SportCenter's Top 10 Plays:

Jordan Bowden vs. Tennessee Tech (12/13/16). Alley-oop from Lamonté Turner on in-bounds play; No. 3 play

Tennessee Player was Called for a Technical Foul: Admiral Schofield vs. Georgia (3/3/18)

Tennessee Player was Ejected: Yemi Makanjuola (type-2 flagrant foul) at Vanderbilt (1/24/12)

Tennessee Head Coach was Called for a Technical Foul:

Rick Barnes vs. Kentucky (1/6/18)

Tennessee Head Coach was Ejected: Bruce Pearl vs. College of Charleston (12/31/10)

Opposing Player was Ejected: Trayvon Reed of Auburn (technical foul and a type-1 flagrant foul, 1/31/15)

Opposing Head Coach was Ejected: Mark Fox of Georgia (2/4/12)

► RESULTS

Record:	Overall	Home	Away	Neutral
All Games	24-7	13-2	8-4	3-1
Conference	13-5	8-1	5-4	0-0
Non-Conference	10-2	5-1	3-0	2-1

Date	Time	Opponent	Score	Attendance	High Points	High Rebounds	High Assists
Nov. 11	7 p.m.	Presbyterian (SEC Network+)	W, 88-53	15,047	22 Admiral Schofield	7 Grant Williams	5 John Fulkerson
Nov. 14	7 p.m.	High Point (SEC Network+)	W, 84-53	12,343	16 Jordan Bone 16 Lamonté Turner	12 Grant Williams	10 James Daniel III
Nov. 22	Noon	1-vs. #18 Purdue (ESPN2)	W, 78-75 (OT)	1,306	22 Grant Williams	11 Kyle Alexander	3 Jordan Bone 3 James Daniel III
Nov. 23	12:31 p.m.	1-vs. #5 Villanova (ESPN)	L, 85-76	2,102	20 Grant Williams	8 Grant Williams	5 Lamonté Turner
Nov. 24	2:30 p.m.	1-vs. NC State (ESPN2)	W, 67-58	1,329	14 Grant Williams	13 Kyle Alexander	4 Grant Williams
Nov. 29	7 p.m.	Mercer (SEC Network+)	W, 84-60	13,642	21 Grant Williams	4 Jordan Bowden 4 John Fulkerson	10 James Daniel III
Dec. 3	6 p.m.	at Georgia Tech (ESPN)	W, 77-70	6,514	24 Lamonté Turner	11 Kyle Alexander	4 Jordan Bone
Dec. 9	2:15 p.m.	Lipscomb (SEC Network)	W, 81-71	14,051	19 Grant Williams	8 Grant Williams	6 Jordan Bone
Dec. 17	3 p.m.	#7 North Carolina (ESPN)	L, 78-73	21,678	15 Grant Williams	9 Lamonté Turner	4 Jordan Bone
Dec. 20	9 p.m.	Furman (SEC Network)	W, 66-61	13,095	21 Jordan Bowden	13 Admiral Schofield	4 James Daniel III
Dec. 23	12:30 p.m.	at Wake Forest (ESPN2)	W, 79-60	11,362	17 Jordan Bowden	6 Admiral Schofield	5 Jordan Bone
Dec. 30	1 p.m.	at Arkansas* (SEC Network)	L, 95-93 (OT)	18,696	21 Jordan Bone	7 Admiral Schofield	5 Jordan Bone
Jan. 2	7 p.m.	Auburn* (ESPN)	L, 94-84	14,755	25 Lamonté Turner	8 Grant Williams	3 Jordan Bowden
Jan. 6	9 p.m.	#17 Kentucky* (SEC Network)	W, 76-65	21,678	20 Admiral Schofield	9 Admiral Schofield	6 James Daniel III
Jan. 9	9 p.m.	at Vanderbilt* (SEC Network)	W, 92-84	11,510	37 Grant Williams	9 Admiral Schofield	4 James Daniel III
Jan. 13	6 p.m.	Texas A&M* (SEC Network)	W, 75-62	19,612	15 Jordan Bowden	8 Admiral Schofield	4 Jordan Bone
Jan. 17	9 p.m.	at Missouri* (SEC Network)	L, 59-55	15,061	15 Grant Williams	5 Jordan Bowden 5 Admiral Schofield 5 Grant Williams	3 Jordan Bone 3 James Daniel III
Jan. 20	6 p.m.	at South Carolina* (ESPN2)	W, 70-63	18,000	25 Lamonté Turner	6 Lamonté Turner	3 Jordan Bowden 3 Admiral Schofield
Jan. 23	7 p.m.	Vanderbilt* (ESPN)	W, 67-62	14,127	19 Jordan Bowden	6 Admiral Schofield 6 Derrick Walker	4 James Daniel III
Jan. 27	4 p.m.	2-at Iowa State (ESPN)	W, 68-45	14,384	20 Lamonté Turner	10 Kyle Alexander 10 Grant Williams	3 Jordan Bone 3 James Daniel III 3 Admiral Schofield
Jan. 31	6:30 p.m.	LSU* (SEC Network)	W, 84-61	13,425	17 James Daniel III	8 Admiral Schofield	8 Jordan Bone
Feb. 3	6 p.m.	Ole Miss* (SEC Network)	W, 94-61	18,316	17 Lamonté Turner 17 Grant Williams	12 Admiral Schofield	6 Jordan Bone
Feb. 6	7 p.m.	at #24 Kentucky* (ESPN)	W, 61-59	23,332	16 Lamonté Turner	8 Jordan Bowden	4 Jordan Bone
Feb. 10	6 p.m.	at Alabama* (SEC Network)	L, 78-50	15,383	16 Grant Williams	7 Admiral Schofield 7 Derrick Walker	2 Jordan Bone
Feb. 13	9 p.m.	South Carolina* (ESPN)	W, 70-67	13,126	22 Grant Williams	5 Jordan Bowden 5 Lamonté Turner 5 Grant Williams	4 Jordan Bone
Feb. 17	6 p.m.	at Georgia* (SEC Network)	L, 73-62	10,028	14 Lamonté Turner	13 Kyle Alendar	7 Jordan Bone
Feb. 21	9 p.m.	Florida* (ESPN2)	W, 62-57	16,016	23 Grant Williams	8 Admiral Schofield	4 Jordan Bone 4 Jordan Bowden
Feb. 24	1 p.m.	at Ole Miss* (SEC Network)	W, 73-65	8,149	25 Admiral Schofield	7 Admiral Schofield 7 Derrick Walker	8 Jordan Bone
Feb. 27	7 p.m.	at Mississippi State* (SEC Network)	W, 76-54	7,548	24 Admiral Schofield	7 Admiral Schofield 7 Grant Williams	4 Lamonté Turner 4 Grant Williams
March 3	6 p.m.	Georgia* (SEC Network)	W, 66-61	22,237	23 Admiral Schofield	9 Kyle Alexander	7 Jordan Bowden
March 9	7 p.m.	3-vs. Mississippi State (SEC Network)	W, 62-59	14,596	15 Lamonté Turner	11 Grant Williams	3 Jordan Bone 3 James Daniel III

1-Bad Boy Mowers Battle 4 Atlantis (Paradise Island, Bahamas)

2-Big 12/SEC Challenge presented by Sonic

3-SEC Tournament (Scottrade Center; St. Louis, Mo.)

* Southeastern Conference Game

Rankings listed are Associated Press

All Times Eastern

► TEAM GAME-BY-GAME STATS

	Date	Result	FG-A	Pct	3FG-A	Pct	FT-A	Pct	Rebounds O-D-Total	PF	Pts	A	TO	Blk	Stl	Min	Pts. at Half
Presbyterian			18-50	.360	8-26	.308	9-14	.643	7-21-28	21	53	12	19	0	3	200	14
at Tennessee	Nov. 10	W, 88-53	33-58	.569	7-15	.467	15-23	.652	10-29-39	20	88	25	8	4	9	200	46
High Point			19-57	.333	7-17	.412	8-17	.471	13-18-31	23	53	9	16	4	7	200	13
at Tennessee	Nov. 14	W, 88-54	27-57	.474	12-27	.444	18-23	.783	16-31-47	20	84	20	17	9	7	200	53
vs. #18 Purdue			22-59	.373	10-27	.370	21-25	.840	10-31-41	16	75	13	18	4	7	225	31
Tennessee	Nov. 22	W, 78-75 OT	29-80	.363	9-23	.391	11-12	.917	20-30-50	23	78	14	15	4	8	225	31
vs. #5 Villanova			23-50	.460	6-17	.353	33-37	.892	12-23-35	24	85	11	17	4	11	200	34
Tennessee	Nov. 23	L, 85-76	29-64	.453	6-20	.300	12-19	.632	16-16-32	28	76	17	15	3	6	200	46
vs. NC State			21-55	.382	3-16	.188	13-22	.591	17-26-43	22	58	9	21	1	9	200	23
Tennessee	Nov. 24	W, 67-58	20-53	.377	8-18	.444	19-28	.679	15-21-36	22	67	14	16	9	13	200	30
Mercer			17-45	.378	7-17	.412	19-26	.731	12-19-31	19	60	10	20	1	2	200	27
at Tennessee	Nov. 29	W, 84-60	30-54	.556	13-25	.520	11-14	.786	6-17-23	23	84	26	11	7	7	200	46
at Georgia Tech			21-54	.389	6-16	.375	22-33	.667	15-21-36	25	70	13	14	1	6	200	29
Tennessee	Dec. 3	W, 77-70	23-53	.434	8-20	.400	23-27	.852	11-24-35	24	77	15	14	7	5	200	35
Lipscomb			25-63	.397	7-20	.350	14-17	.824	10-27-37	23	71	12	15	4	5	200	27
at # 24 Tennessee	Dec. 9	W, 81-71	25-59	.424	7-22	.318	24-30	.800	10-29-39	20	81	22	15	9	5	200	40
#7 North Carolina			29-67	.433	6-17	.353	14-19	.737	19-25-44	16	78	17	16	2	4	200	32
at #20 Tennessee	Dec. 17	L, 78-73	25-67	.373	9-25	.360	14-17	.824	18-21-39	23	73	11	13	6	6	200	38
Furman			23-58	.397	7-27	.259	8-10	.800	7-26-33	18	61	10	13	2	9	200	26
at #21 Tennessee	Dec. 20	W, 66-61	23-62	.371	5-20	.250	15-24	.625	17-30-47	13	66	17	10	2	7	200	29
at Wake Forest			20-53	.377	6-17	.353	14-17	.824	13-22-35	21	60	7	20	2	5	200	35
#21 Tennessee	Dec. 23	W, 79-60	29-56	.518	10-23	.435	11-16	.688	6-23-29	22	79	15	17	4	7	200	36
at Arkansas			33-61	.541	8-20	.400	21-33	.636	6-28-34	20	95	9	12	7	4	225	31
#19 Tennessee	Dec. 30	L, 95-93 OT	32-71	.451	11-25	.440	18-26	.692	11-30-41	27	93	17	14	3	5	225	38
Auburn			30-74	.405	9-31	.290	25-29	.862	22-24-46	29	94	17	10	5	9	200	42
at #23 Tennessee	Jan. 2	L, 94-84	24-58	.414	6-21	.286	30-37	.811	14-24-38	25	84	14	15	3	3	200	36
#17 Kentucky			24-52	.462	7-19	.368	10-16	.625	8-22-30	23	65	14	16	4	7	200	37
at #23 Tennessee	Jan. 6	W, 76-65	25-55	.455	8-22	.364	18-24	.750	12-25-37	16	76	23	12	4	8	200	29
at Vanderbilt			29-56	.518	11-26	.423	15-22	.682	9-17-26	23	84	14	8	2	3	200	45
#24 Tennessee	Jan. 9	W, 92-84	30-53	.566	7-13	.538	25-28	.893	8-22-30	22	92	13	8	4	3	200	35
Texas A&M			24-54	.444	8-20	.400	6-10	.600	6-23-29	16	62	17	17	6	6	200	28
at #24 Tennessee	Jan. 13	W, 75-62	25-61	.410	5-17	.294	20-23	.870	14-24-38	11	75	16	10	6	10	200	36
at Missouri			20-48	.417	4-18	.222	15-17	.882	9-22-31	13	59	10	12	2	4	200	27
#21 Tennessee	Jan. 17	L, 59-55	21-54	.389	5-21	.238	8-13	.615	10-18-28	14	55	9	9	4	9	200	27
South Carolina			18-49	.367	10-23	.435	17-27	.630	15-16-31	19	63	13	14	1	6	200	30
at #21 Tennessee	Jan. 20	W, 70-63	23-40	.575	5-11	.455	19-24	.792	4-21-25	21	70	10	13	7	8	200	33
Vanderbilt			23-57	.404	5-24	.208	11-14	.786	13-24-37	24	62	9	9	3	3	200	15
at #22 Tennessee	Jan. 23	W, 67-62	19-44	.432	7-13	.538	22-32	.688	8-23-31	16	67	15	9	3	3	200	32
at Iowa State			17-51	.333	4-17	.235	7-17	.412	8-23-31	14	45	9	11	3	6	200	19
#22 Tennessee	Jan. 27	W, 68-45	24-62	.387	12-30	.400	8-10	.800	16-33-49	21	68	14	13	1	6	200	31
LSU			22-56	.393	3-19	.158	14-18	.778	7-22-29	13	61	9	12	4	9	200	31
at #18 Tennessee	Jan. 31	W, 84-61	33-61	.541	12-25	.480	6-10	.600	9-30-39	14	84	24	14	4	5	200	42
Ole Miss			21-60	.350	11-25	.440	8-11	.727	17-21-38	19	61	12	17	1	3	200	25
at #18 Tennessee	Feb. 3	W, 94-61	33-62	.532	13-29	.448	15-19	.789	10-25-35	17	94	27	6	7	11	200	35
at #24 Kentucky			19-45	.422	3-14	.214	18-25	.720	7-23-30	18	59	7	15	4	4	200	26
#15 Tennessee	Feb. 6	W, 61-59	22-52	.423	5-21	.238	12-14	.857	8-24-32	19	61	10	13	4	9	200	27
at Alabama			32-56	.571	5-14	.357	9-18	.500	8-32-40	16	78	15	11	7	8	200	37
#15 Tennessee	Feb. 10	L, 78-50	16-58	.276	4-17	.235	14-20	.700	13-22-35	16	50	7	13	4	4	200	27
South Carolina			22-50	.440	6-20	.300	17-21	.810	7-22-29	23	67	13	12	2	4	200	34
at #18 Tennessee	Feb. 13	W, 70-67	24-50	.480	8-24	.333	14-22	.636	10-22-32	17	70	12	15	4	6	200	38
at Georgia			20-47	.426	6-14	.429	27-38	.711	12-28-40	15	73	10	13	3	4	200	28
#18 Tennessee	Feb. 17	L, 73-62	22-63	.349	8-25	.320	10-15	.667	14-19-33	27	62	12	11	4	5	200	26
Florida			21-60	.350	6-24	.250	9-16	.563	13-25-38	19	57	12	11	4	7	200	18
at #19 Tennessee	Feb. 21	W, 62-57	23-53	.434	3-10	.300	13-15	.867	6-30-36	15	62	13	12	3	3	200	27
at Ole Miss			23-68	.338	1-23	.043	18-26	.692	16-31-47	17	65	7	11	4	7	200	26
#19 Tennessee	Feb. 24	W, 73-65	25-64	.391	9-20	.450	14-19	.737	10-33-43	19	73	20	13	3	4	200	41
at Mississippi State			20-51	.392	4-20	.200	10-16	.625	7-24-24	19	54	6	13	3	6	200	34
#16 Tennessee	Feb. 27	W, 76-54	27-48	.563	4-11	.364	18-23	.783	7-27-34	16	76	14	11	2	4	200	40
Georgia			22-52	.423	8-18	.444	9-15	.600	12-26-38	19	61	13	11	3	1	200	42
at #16 Tennessee	March 3	W, 66-61	21-54	.389	7-18	.389	17-18	.944	7-21-28	17	66	15	4	2	4	200	34
vs. Mississippi State			20-56	.357	5-21	.238	14-16	.875	10-23-33	20	59	1	16	8	8	200	24
#13 Tennessee	March 9	W, 62-59	20-60	.333	5-20	.250	17-28	.607	22-28-50	14	62	11	17	3	8	200	31
vs. Arkansas																	
vs. #13 Tennessee	March 10																

Rankings listed are Associated Press

► INDIVIDUAL POINTS-REBOUNDS-ASSISTS

	Kyle Alexander	Jordan Bone	Jordan Bowden	Lucas Campbell	James Daniel III	Chris Darrington	John Fulkerson	Zach Kent	Jalen Johnson	Yves Pons	Admiral Schofield	Lamonté Turner	Derrick Walker	Grant Williams	Brad Woodson
Presbyterian	4-4-0	9-0-4	15-5-2	3-0-2	2-3-2	4-0-3	4-5-5	4-2-0	2-2-1	0-0-0	22-5-1	0-3-2	5-1-0	14-7-3	0-0-0
High Point	3-7-0	16-4-2	8-4-0	0-1-0	4-0-10	7-1-2	8-3-0	0-1-0	0-0-0	INJ	14-6-2	16-0-1	0-5-1	8-12-2	0-0-0
vs. #18 Purdue	13-11-1	4-2-3	4-3-1	DNP	2-0-3	4-2-1	0-0-0	DNP	DNP	0-0-0	10-7-1	17-5-2	2-2-0	22-8-2	DNP
vs. #5 Villanova	4-7-0	4-2-4	9-2-3	DNP	10-1-1	2-1-0	7-1-0	DNP	DNP	INJ	16-3-1	4-2-5	0-1-0	20-8-3	DNP
vs. NC State	8-13-0	13-2-2	10-3-3	DNP	9-2-2	6-0-0	0-2-0	DNP	DNP	0-1-0	0-1-1	5-2-2	2-2-0	14-6-4	DNP
Mercer	1-3-1	2-0-4	18-4-2	DNP	9-2-10	7-0-1	0-4-2	DNP	1-1-0	4-0-0	10-3-0	9-1-2	2-2-0	21-3-4	DNP
at Georgia Tech	7-11-0	6-0-4	10-3-2	DNP	3-0-2	4-0-1	0-1-1	DNP	DNP	DNP	10-5-2	24-3-2	2-3-0	11-6-1	DNP
Lipscomb	6-3-1	5-1-6	8-3-2	DNP	12-4-2	11-3-5	0-1-0	DNP	DNP	0-0-0	13-6-1	7-3-3	0-2-0	19-8-2	DNP
#7 North Carolina	5-4-0	10-4-4	12-3-1	DNP	14-2-3	3-0-1	2-4-1	DNP	DNP	DNP	10-2-0	2-9-1	0-2-0	15-4-0	DNP
Furman	2-4-0	1-0-1	21-6-3	DNP	8-1-4	0-1-1	4-3-0	DNP	DNP	DNP	12-13-3	4-7-2	0-0-0	14-8-3	DNP
at Wake Forest	11-4-3	12-0-5	17-3-1	DNP	3-2-1	2-0-0	1-0-0	DNP	0-0-0	0-0-0	14-6-1	5-5-2	3-3-2	11-3-0	DNP
at Arkansas	4-6-0	21-6-5	7-2-2	DNP	17-2-4	4-1-0	0-2-1	DNP	DNP	DNP	16-7-1	10-2-2	2-3-1	12-6-1	DNP
Auburn	2-6-2	18-2-2	1-6-3	DNP	0-1-2	3-1-2	0-0-0	DNP	DNP	DNP	13-6-2	25-4-1	0-2-0	22-8-0	DNP
#17 Kentucky	9-5-0	5-0-1	7-3-0	DNP	3-3-6	DNP	3-3-3	DNP	DNP	DNP	20-9-4	11-4-5	0-0-0	18-8-4	DNP
at Vanderbilt	0-0-0	8-3-2	12-3-2	DNP	7-1-4	0-0-0	0-1-1	DNP	DNP	ILLNESS	22-9-1	6-3-1	0-0-0	37-7-2	DNP
Texas A&M	14-6-1	10-3-4	15-6-1	DNP	4-0-3	DNP	4-1-0	DNP	0-1-2	DNP	12-8-3	7-2-0	0-2-0	9-5-2	DNP
at Missouri	12-4-0	1-2-3	2-5-1	DNP	7-4-3	0-0-0	0-0-0	DNP	0-0-1	DNP	11-5-0	3-0-0	4-1-0	15-5-1	DNP
at South Carolina	3-3-0	2-1-1	0-0-3	DNP	2-0-1	0-2-0	DNP	DNP	DNP	2-2-0	12-4-3	25-6-2	10-4-0	14-2-0	DNP
Vanderbilt	6-5-0	2-3-3	19-2-0	DNP	3-1-4	DNP	DNP	DNP	DNP	0-0-0	7-6-2	7-3-3	5-6-0	18-3-3	DNP
at Iowa State	4-10-0	2-5-3	7-3-1	DNP	16-3-3	0-1-0	0-1-0	DNP	DNP	0-0-0	10-7-3	20-5-2	0-0-0	9-10-2	DNP
LSU	4-5-2	12-4-8	2-5-1	DNP	17-1-4	3-0-0	4-0-0	DNP	3-0-0	0-1-0	6-8-2	12-1-2	5-6-2	16-6-3	DNP
Ole Miss	14-6-0	3-2-6	10-3-5	DNP	3-0-5	0-0-0	4-0-1	DNP	6-2-1	3-1-2	15-12-1	17-2-4	2-2-0	17-4-2	DNP
at #24 Kentucky	6-4-0	4-6-4	13-8-0	DNP	0-2-3	DNP	0-0-0	DNP	DNP	0-0-0	12-6-1	16-2-0	0-1-0	10-3-2	DNP
at Alabama	2-4-0	2-0-2	5-1-1	DNP	3-2-1	3-0-0	1-2-0	DNP	2-2-0	0-1-1	7-7-0	5-1-1	4-7-0	16-4-1	DNP
South Carolina	0-1-0	2-3-4	14-5-3	DNP	5-0-0	1-1-0	4-1-0	DNP	DNP	0-1-0	13-4-2	8-5-2	1-2-0	22-5-1	DNP
at Georgia	10-13-0	4-0-7	13-2-0	DNP	3-2-2	DNP	2-0-0	DNP	DNP	0-1-0	11-4-1	14-3-2	0-0-0	5-4-5	DNP
Florida	0-3-0	6-2-4	9-3-4	DNP	3-0-1	0-1-0	0-1-0	DNP	0-0-0	0-0-0	16-8-3	5-5-0	INJ	23-6-1	DNP
at Ole Miss	0-4-0	6-4-8	15-4-1	DNP	0-1-0	0-0-2	INJ	DNP	0-0-0	3-0-1	25-7-3	13-3-3	5-7-1	6-5-1	DNP
at Mississippi State	4-3-0	8-3-2	7-4-2	DNP	3-2-0	DNP	INJ	DNP	0-0-0	3-3-1	24-7-0	12-2-4	7-2-1	8-7-4	DNP
Georgia	2-9-0	6-2-0	4-2-7	DNP	0-1-4	DNP	0-1-0	DNP	DNP	0-1-0	23-3-2	9-3-2	0-0-0	22-3-0	DNP
vs. Mississippi State	7-6-0	5-2-3	8-6-2	DNP	3-1-3	DNP	DNP	DNP	DNP	0-0-0	13-8-1	15-8-1	1-4-0	10-11-1	DNP
vs. Arkansas															

Rankings listed are Associated Press

GAME-BY-GAME STARTERS

OPPONENT	1	2	3	4	5	OPPONENT	1	2	3	4	5
Presbyterian	Daniel III	Bowden	Schofield	Williams	Alexander	LSU	Bone	Bowden	Schofield	Williams	Alexander
High Point	Bone	Bowden	Schofield	Williams	Alexander	Ole Miss	Bone	Bowden	Schofield	Williams	Alexander
vs. #18 Purdue	Bone	Bowden	Schofield	Williams	Alexander	at #24 Kentucky	Bone	Bowden	Schofield	Williams	Alexander
vs. #5 Villanova	Bone	Bowden	Schofield	Williams	Alexander	at Alabama	Bone	Bowden	Schofield	Williams	Alexander
vs. NC State	Bone	Bowden	Schofield	Williams	Alexander	South Carolina	Bone	Bowden	Schofield	Williams	Alexander
Mercer	Daniel III	Bone	Bowden	Williams	Alexander	at Georgia	Bone	Bowden	Schofield	Williams	Alexander
at Georgia Tech	Bone	Bowden	Schofield	Williams	Alexander	Florida	Bone	Bowden	Schofield	Williams	Alexander
Lipscomb	Bone	Bowden	Schofield	Williams	Alexander	at Ole Miss	Bone	Bowden	Schofield	Williams	Alexander
#7 North Carolina	Bone	Bowden	Schofield	Williams	Alexander	at Mississippi State	Bone	Bowden	Schofield	Williams	Alexander
Furman	Bone	Bowden	Schofield	Williams	Alexander	Georgia	Daniel III	Bowden	Schofield	Williams	Alexander
at Wake Forest	Bone	Bowden	Schofield	Williams	Alexander	vs. Mississippi State	Bone	Bowden	Schofield	Williams	Alexander
at Arkansas	Bone	Bowden	Schofield	Williams	Alexander	vs. Arkansas					
Auburn	Bone	Bowden	Schofield	Williams	Alexander						
#17 Kentucky	Bone	Bowden	Schofield	Williams	Alexander						
at Vanderbilt	Bone	Bowden	Schofield	Williams	Alexander						
Texas A&M	Bone	Bowden	Schofield	Williams	Alexander						
at Missouri	Bone	Bowden	Schofield	Williams	Alexander						
at South Carolina	Bone	Bowden	Schofield	Williams	Alexander						
Vanderbilt	Bone	Bowden	Schofield	Williams	Alexander						
at Iowa State	Bone	Bowden	Schofield	Williams	Alexander						

► HIGHS & LOWS

Individual Category	Tennessee	Opponent
Points	37 by Grant Williams at Vanderbilt (1/9/18)	33 by Daryl Macon, Arkansas (12/30/17)
Points (Half)	20 (2nd half) by Grant Williams at Vanderbilt (1/9/18) 20 (2nd half) by Lamonté Turner vs. Auburn (1/2/18)	25 (2nd half) by Riley LaChance, Vanderbilt (1/23/18)
Field Goals Made	12 by Grant Williams at Vanderbilt (1/9/18)	10 three times, last by Macon and Barford, Arkansas (12/20/17)
Field Goals Attempted	20 by Grant Williams at Vanderbilt (1/9/18)	19 by Joel Berry II, North Carolina (12/17/17)
Field Goal Percentage (min. 5 made)	1.000 (6-6) by Kyle Alexander at Missouri (1/17/18)	.857 (6-7) by Derek Ogbeide, Georgia (2/17/18)
3-Pointers Made	6 by Lamonté Turner at Iowa State (1/27/18)	5 by D. Macon, Arkansas (12/30/17) and L. Peters, MSU (3/9/18)
3-Pointers Attempted	10 by Jordan Bowden vs. South Carolina (2/13/18)	12 by Bryce Brown, Auburn (1/2/18)
3-Point Percentage (min. 2 made)	1.000 (5-5) by Jordan Bowden at Wake Forest (12/23/17)	1.000 (2-2) Ethan Stair, Mercer (11/29/17)
Free Throws Made	13 by Grant Williams at Vanderbilt (1/9/18) 13 by Lamonté Turner vs. Auburn (1/2/18)	10 by Jared Harper, Auburn (1/2/18)
Free Throws Attempted	15 by Grant Williams 10 by Jared Harper, Auburn (1/2/18)	12 by Yante Maten, Georgia (2/17/18)
Free Throw Percentage (min. 3 made)	1.000 (13-13) by Lamonté Turner vs. Auburn (1/2/18)	1.000 (9-9) Jalen Brunson, Villanova (11/23/17)
Offensive Rebounds	7 by Kyle Alexander vs. NC State (11/24/17)	5 several times, last by Kevarrus Hayes, Florida (2/21/18)
Defensive Rebounds	11 by Admiral Schofield vs. Furman (12/20/17)	11 by Eli Pepper, Lipscomb (12/9/17)
Total Rebounds	13 by K. Alexander vs. NC State and at Georgia; A. Schofield vs. Furman	15 by Eli Pepper, Lipscomb (12/9/17)
Assists	10 by James Daniel III vs. Mercer (11/29/17) 10 by James Daniel III vs. High Point (11/14/17)	9 by Chris Chiozza, Florida (2/21/18)
Blocks	4 by Kyle Alexander 3x, last vs. Ole Miss (2/3/18)	5 by Daniel Gafford, Arkansas (12/30/17)
Steals	4 several times, last by Lamonté Turner vs. Miss. State (3/9/18)	3 several times, last by Herbert Jones, Alabama (2/10/18)
Minutes Played	38 by Jordan Bone at Arkansas (12/30/17)	42 by Anton Beard, Arkansas (12/30/17)
Team Category	Tennessee	Opponent
Points	94 vs. Ole Miss (2/3/18)	95 by Arkansas (12/30/17)
Low	50 at Alabama (2/10/18)	45 by Iowa State (1/27/18)
Points (Half)	59 (2nd half) vs. Ole Miss (2/3/18)	52 (2nd half) by Auburn (1/2/18)
Low	23 at Alabama (2/10/18)	13 (1st half) by High Point (11/14/17)
Field Goals Made	33 vs. Presbyterian, LSU and Ole Miss	33 by Arkansas (12/30/17)
Low	16 at Alabama (2/10/18)	17 by Mercer (11/29/17)
Field Goals Attempted	80 vs. Purdue (11/22/17)	74 by Auburn (1/2/18)
Low	40 at South Carolina (1/20/18)	45 by Mercer (11/29/17) and by Kentucky (2/6/18)
Field Goal Percentage	.575 at South Carolina (1/20/18)	.571 (32-56) by Alabama (2/10/18)
Low	.276 at Alabama (2/10/18)	.333 (19-57) by High Point (11/14/17) and Iowa State (1/27/18)
3-Pointers Made	13 vs. Mercer (11/29/17) and vs. Ole Miss (2/3/18)	11 by Vanderbilt (1/9/18) and Ole Miss (2/3/18)
Low	3 vs. Florida (2/22/18)	1 by Ole Miss (2/24/18)
3-Pointers Attempted	30 at Iowa State (1/27/18)	31 by Auburn (1/2/18)
Low	10 vs. Florida (2/22/18)	14 by Kentucky (2/6/18)
3-Point Percentage	.538 (7-13) at Vanderbilt (1/9/18) and vs. Vanderbilt (1/23/18)	.444 (8-18) by Georgia (3/3/18)
Low	.235 (4-17) at Alabama (2/10/18)	.043 (1-23) by Ole Miss (2/24/18)
Free Throws Made	30 vs. Auburn (1/2/18)	33 by Villanova (11/23/17)
Low	6 vs. LSU (1/31/18)	6 by Texas A&M (1/13/18)
Free Throws Attempted	37 vs. Auburn (1/2/18)	37 by Villanova (11/23/17)
Low	10 at Iowa State (1/27/18) and vs. LSU (1/31/18)	10 by Furman (12/20/17)
Free Throw Percentage	.944 (17-18) vs. Georgia (3/3/18)	.892 (33-37) by Villanova (11/23/17)
Low	.600 (6-10) vs. LSU (1/31/18)	.412 (7-17) by Iowa State (1/27/18)
Personal Fouls	27 at Arkansas (12/30/17)	29 by Auburn (1/2/18)
Low	11 vs. Texas A&M (1/13/18)	13 by Missouri (1/17/18) and by LSU (1/31/18)
Total Rebounds	50 vs. Purdue (11/22/17) and vs. Mississippi State (3/9/18)	47 by Ole Miss (2/24/18)
Low	23 vs. Mercer (11/29/17)	24 by Mississippi State (2/27/18)
Offensive Rebounds	22 vs. Mississippi State (3/9/18)	22 by Auburn (1/2/18)
Low	4 at South Carolina (1/20/18)	6 by Arkansas (12/30/17) and Texas A&M (1/13/18)
Assists	27 vs. Ole Miss (2/3/18)	17 by North Carolina, Auburn and Texas A&M
Low	7 at Alabama (2/10/18)	1 by Mississippi State (3/9/18)
Turnovers	17 vs. High Point, Wake Forest (12/23/17) and Miss. State (3/9/18)	21 by NC State (11/24/17)
Low	4 vs. Georgia (3/3/18)	8 by Vanderbilt (1/9/18)
Blocks	9 vs. NC State (11/24/17) and vs. Lipscomb (12/9/17)	8 by Mississippi State (3/9/18)
Low	1 at Iowa State (1/27/18)	0 by Presbyterian (11/10/17)
Steals	13 vs. NC State (11/24/17)	9 by NC State, Furman, Auburn and LSU
Low	3, 3x (last vs. Vanderbilt [1/23/18])	1 by Georgia (3/3/18)

► SUPERLATIVES

ATTENDANCE SUMMARY

	Games	Totals	Average
Home	15	243,148	16,210
Away	12	159,967	13,331
Neutral	4	19,333	4,833
Total	31	422,448	13,627

■ UT's RECORD WHEN...

Leading at halftime	20-3
Trailing at halftime	3-3
Tied at halftime	1-1
Leading with 10:00 remaining	21-4
Trailing with 10:00 remaining	2-3
Tied with 10:00 remaining	1-0
Leading with 5:00 remaining	22-2
Trailing with 5:00 remaining	1-5
Tied with 5:00 remaining	1-0
In Overtime	1-1
Tennessee out-rebounds opponent	14-1
Tennessee is out-rebounded	10-6
Same amount of rebounds	0-0
Tennessee commits more turnovers	7-3
Opponent commits more turnovers	13-4
Same amount of turnovers	4-0
Tennessee shoots 50 percent or better	8-0
Opponent shoots 50 percent or better	1-2
Tennessee shoots less than 50 percent	16-7
Opponent shoots less than 50 percent	23-5
Tennessee shoots better than opponent	17-1
Opponent shoots better than Tennessee	7-6
Same shooting percentage	0-0
Tennessee has more free-throw attempts	14-2
Opponent has more free-throw attempts	10-5
Same amount of free-throw attempts	0-0
Tennessee bench outscores opponent bench	16-3
Opponent bench outscores Tennessee bench	9-3
Benches score the same	0-0
Tennessee scores less than 50	0-0
Tennessee scores between 50-59	0-2
Tennessee scores between 60-69	9-0
Tennessee scores between 70-79	9-2
Tennessee scores between 80-89	5-1
Tennessee scores between 90-99	2-1
Tennessee scores 100 or more	0-0
Opponent scores less than 50	1-0
Opponent scores between 50-59	7-1
Opponent scores between 60-69	12-0
Opponent scores between 70-79	3-3
Opponent scores between 80-89	1-1
Opponent scores between 90-99	0-2
Opponent scores 100 or more	0-0
In November	5-1
In December	4-2
In January	7-2
In February	6-2
In March	2-0
On Monday	0-0
On Tuesday	6-1
On Wednesday	5-1
On Thursday	0-1
On Friday	3-0
On Saturday	9-3
On Sunday	1-1

Starting Lineups (listed in order of positions, 1-5)

W-L

21-7	Bone, Bowden, Schofield, Williams, Alexander
2-0	Daniel III, Bowden, Schofield, Williams, Alexander
1-0	Daniel III, Bone, Bowden, Williams, Alexander

Margin of Victory/Defeat

	1	2	3	4	5	6	7	8	9	10	11-15	16-19	20-24	25+
Wins	-	1	3	-	4	-	2	2	1	1	2	2	3	3
Losses	-	1	-	1	1	-	-	-	1	1	1	-	-	1

Most First Half Points

Tennessee	53	vs. High Point (11/14)
Opponents	45	Vanderbilt (1/9)

Fewest First Half Points

Tennessee	26	at Georgia (2/17)
Opponents	13	High Point (11/114)

Largest Halftime Lead

Tennessee	39	vs. High Point (11/14)
Opponents	10	Vanderbilt (1/9), Alabama (2/10)

Jump Balls Controlled

Tennessee	19
Opponents	13

How Scored First Points

Lay-up	8
3-Pointer	8
Hook/Over Shoulder	5
Jump Shot	4
Free Throw	3
Tip-in	2
Dunk	1

Scored UT's First Points

Grant Williams	9
Jordan Bowden	8
Kyle Alexander	7
Jordan Bone	4
Admiral Schofield	2
James Daniel	1

First Off UT Bench*

Lamonté Turner	16
John Fulkerson	14
James Daniel III	13
Derrick Walker	11
Chris Darrington	4
Yves Pons	4
Jordan Bone	2
Admiral Schofield	1

^ includes multiple subs

Dunks Sea Car

Kyle Alexander	20	30
Grant Williams	15	24
Admiral Schofield	11	22
Derrick Walker	5	5
Jordan Bowden	4	11
Yves Pons	3	3
John Fulkerson	2	5
Jordan Bone	1	1
Jalen Johnson	1	1
Lamonté Turner	1	1

Points Leader* Sea Car

Grant Williams	12	21
Lamonté Turner	9	12
Admiral Schofield	5	8
Jordan Bowden	4	4
Jordan Bone	2	6
James Daniel	1	1

Reb. Leader* Sea Car

Admiral Schofield	14	22
Grant Williams	10	22
Kyle Alexander	7	16
Jordan Bowden	4	5
Lamonté Turner	4	4
John Fulkerson	1	4
Derrick Walker	1	1
Jordan Bone	-	1

Assists Leader* Sea Car

Jordan Bone	18	27
James Daniel III	10	10
Jordan Bowden	4	7
Admiral Schofield	2	6
Lamonté Turner	2	13
Grant Williams	2	7
John Fulkerson	1	2

Steals Leader* Sea Car

Jordan Bowden	13	23
Admiral Schofield	11	18
James Daniel	8	8
Lamonté Turner	8	14
Jordan Bone	6	10
John Fulkerson	6	9
Kyle Alexander	6	8
Yves Pons	2	2
Grant Williams	2	10
Chris Darrington	1	1
Brad Woodson	-	1

Most Second Half Points

Tennessee	59	vs. Ole Miss (2/3)
Opponents	52	Auburn (1/2)

Fewest Second Half Points

Tennessee	23	at Alabama (2/10)
Opponents	19	Georgia (3/3)

Largest Margin of Victory

Tennessee	35	vs. Presbyterian (11/10)
Opponents	28	Alabama (2/10)

Blocks Leader* Sea Car

Kyle Alexander	18	39
Grant Williams	15	33
Admiral Schofield	4	8
John Fulkerson	3	5
Jordan Bowden	2	4
Derrick Walker	2	2
James Daniel III	1	1
Lamonté Turner	-	1
Brad Woodson	-	1

10+ Points Sea Car

Admiral Schofield	27	48
Grant Williams	25	45
Jordan Bowden	15	24
Lamonté Turner	15	26
Jordan Bone	8	13
Kyle Alexander	6	7
James Daniel	6	6
Chris Darrington	1	1
Derrick Walker	1	1
John Fulkerson	-	2

20+ Points Sea Car

Grant Williams	8	11
Admiral Schofield	5	6
Lamonté Turner	4	5
Jordan Bowden	1	2
Jordan Bone	-	2

30+ Points Sea Car

Grant Williams	1	3
----------------	---	---

10+ Rebounds Sea Car

Kyle Alexander	5	5
Grant Williams	3	8
Admiral Schofield	2	4
John Fulkerson	-	1

10+ Assists Sea Car

James Daniel III	2	2
------------------	---	---

Double-Doubles Sea Car

Admiral Schofield	2	3
Kyle Alexander	2	2
Grant Williams	1	5
John Fulkerson	-	1

Charges Drawn Sea Ca

James Daniel III	8	8
Admiral Schofield	7	24
Kyle Alexander	6	15
Grant Williams	7	15
Lamonté Turner	4	6
Chris Darrington	3	3
John Fulkerson	-	1

Floor Burns Sea Car

(Diving Efforts)	26	50
Kyle Alexander	26	50
Grant Williams	15	26
James Daniel III	11	11
Jordan Bowden	10	14
John Fulkerson	8	12
Admiral Schofield	8	29
Derrick Walker	8	8
Jordan Bone	4	7
Lamonté Turner	4	10
Chris Darrington	3	3
Yves Pons	1	1
Brad Woodson	-	1

Free Throws in Final Four Minutes*

Chris Darrington	6-6
Kyle Alexander	2-2
Lamonté Turner	26-28
Jordan Bowden	26-28
Admiral Schofield	13-15
James Daniel	5-6
Jordan Bone	14-17
Grant Williams	21-28
John Fulkerson	3-4
James Daniel	1-2
Jalen Johnson	1-2
Derrick Walker	1-2

* Includes all ties

^ also includes all of OT

2017-18 Tennessee Basketball
Tennessee Combined Team Statistics (as of Mar 09, 2018)
All games



Overall record: 24-7 Conf: 13-5 Home: 13-2 Away: 8-4 Neutral: 3-1

#	Player	gp-gs	min	avg	Total		3-Point		F-Throw		Rebounds				pf	dq	a	to	blk	stl	pts	avg
					fg-fga	fg%	3fg-fga	3fg%	ft-fa	ft%	off	def	tot	avg								
02	Williams, Grant	31-31	885	28.5	165-354	.466	3-25	.120	145-192	.755	65	120	185	6.0	103	6	55	65	41	17	478	15.4
05	Schofield, Admiral	31-30	866	27.9	153-343	.446	52-136	.382	61-82	.744	50	142	192	6.2	89	5	48	54	11	32	419	13.5
01	Turner, Lamonte	31-0	766	24.7	104-255	.408	61-152	.401	64-73	.877	18	86	104	3.4	62	2	61	41	2	21	333	10.7
23	Bowden, Jordan	31-31	868	28.0	92-229	.402	49-119	.412	69-92	.750	31	81	112	3.6	74	2	59	37	10	35	302	9.7
00	Bone, Jordan	31-29	706	22.8	72-195	.369	20-59	.339	45-54	.833	8	60	68	2.2	34	0	111	42	1	21	209	6.7
03	Daniel, James	31-3	632	20.4	54-148	.365	40-108	.370	27-38	.711	12	32	44	1.4	61	1	93	48	4	26	175	5.6
11	Alexander, Kyle	31-31	625	20.2	67-98	.684	1-1	1.000	32-45	.711	74	100	174	5.6	75	3	11	23	51	18	167	5.4
32	Darrington, Chris	23-0	207	9.0	19-52	.365	6-19	.316	20-26	.769	3	12	15	0.7	17	0	19	14	0	6	64	2.8
15	Walker, Derrick	30-0	268	8.9	26-44	.591	0-0	.000	10-25	.400	28	44	72	2.4	41	0	8	21	7	3	62	2.1
33	Kent, Zach	2-0	13	6.5	2-6	.333	0-1	.000	0-0	.000	1	2	3	1.5	1	0	0	0	0	0	4	2.0
10	Fulkerson, John	26-0	238	9.2	16-39	.410	0-0	.000	16-22	.727	14	23	37	1.4	31	0	15	17	8	15	48	1.8
13	Johnson, Jalen	11-0	62	5.6	5-9	.556	3-5	.600	1-2	.500	3	5	8	0.7	0	0	5	2	2	1	14	1.3
24	Campbell, Lucas	3-0	7	2.3	1-1	1.000	1-1	1.000	0-0	.000	0	1	1	0.3	0	0	2	0	0	0	3	1.0
35	Pons, Yves	20-0	96	4.8	6-11	.545	2-3	.667	1-2	.500	3	9	12	0.6	13	0	5	3	2	3	15	0.8
04	Fleschman, Jacob	2-0	5	2.5	0-0	.000	0-0	.000	0-0	.000	0	0	0	0.0	0	0	0	0	0	0	0	0.0
12	Woodson, Brad	2-0	6	3.0	0-2	.000	0-2	.000	0-0	.000	0	0	0	0.0	1	0	0	0	0	0	0	0.0
Team											48	55	103				16					
Total.....		31	6250		782-1786	.438	238-631	.377	491-653	.752	358	772	1130	36.5	602	19	492	383	139	198	2293	74.0
Opponents.....		31	6250		698-1714	.407	197-627	.314	455-642	.709	347	728	1075	34.7	607	17	340	440	101	177	2048	66.1

TEAM STATISTICS	UT	OPP
SCORING	2293	2048
Points per game	74.0	66.1
Scoring margin	+7.9	-
FIELD GOALS-ATT	782-1786	698-1714
Field goal pct	.438	.407
3 POINT FG-ATT	238-631	197-627
3-point FG pct	.377	.314
3-pt FG made per game	7.7	6.4
FREE THROWS-ATT	491-653	455-642
Free throw pct	.752	.709
F-Throws made per game	15.8	14.7
REBOUNDS	1130	1075
Rebounds per game	36.5	34.7
Rebounding margin	+1.8	-
ASSISTS	492	340
Assists per game	15.9	11.0
TURNOVERS	383	440
Turnovers per game	12.4	14.2
Turnover margin	+1.8	-
Assist/turnover ratio	1.3	0.8
STEALS	198	177
Steals per game	6.4	5.7
BLOCKS	139	101
Blocks per game	4.5	3.3
ATTENDANCE	243148	164704
Home games-Avg/Game	15-16210	12-13331
Neutral site-Avg/Game	-	4-1184

Score by Periods	1st	2nd	OT	Totals
Tennessee	1094	1164	35	2293
Opponents	890	1124	34	2048

Date	Opponent		Score	Att.
11/10/17	PRESBYTERIAN	W	88-53	15047
11/14/17	HIGH POINT	W	84-53	12343
11/22/17	vs Purdue	Wot	78-75	1306
11/23/17	vs Villanova	L	76-85	2102
11/24/17	vs NC State	W	67-58	1329
11/29/17	MERCER	W	84-60	13642
12/3/17	at Georgia Tech	W	77-70	6514
12/09/17	LIPSCOMB	W	81-71	14051
12/17/17	NORTH CAROLINA	L	73-78	21678
12/20/17	FURMAN	W	66-61	13095
12/23/17	at Wake Forest	W	79-60	11362
* 12/30/17	at Arkansas	Lot	93-95	18696
* 01/02/18	AUBURN	L	84-94	14755
* 01/06/18	KENTUCKY	W	76-65	21678
* 01/09/18	at Vanderbilt	W	92-84	11510
* 01/13/18	TEXAS A&M	W	75-62	19612
* 01/17/18	at Mizou	L	55-59	15061
* 01/20/18	at South Carolina	W	70-63	18000
* 01/23/18	VANDERBILT	W	67-62	14127
2 01/27/18	at Iowa State	W	68-45	14384
* 01/31/18	LSU	W	84-61	13425
* 02/03/18	OLE MISS	W	94-61	18316
* 02/06/18	at Kentucky	W	61-59	23332
* 02/10/18	at Alabama	L	50-78	15383
* 02/13/18	SOUTH CAROLINA	W	70-67	13126
* 02/17/18	at Georgia	L	62-73	10028
* 02/21/18	FLORIDA	W	62-57	16016
* 02/24/18	at Ole Miss	W	73-65	8149
* 02/27/18	at Mississippi State	W	76-54	7548
* 03/03/18	GEORGIA	W	66-61	22237
3 03/09/18	vs Mississippi State	W	62-59	0

1 = Battle 4 Atlantis (Bahamas)
2 = Big 12/SEC Challenge
3 = SEC Tournament (St. Louis, Mo.)
* = Conference game

2017-18 Tennessee Basketball
Tennessee Combined Team Statistics (as of Mar 03, 2018)
Conference games



RECORD:	OVERALL	HOME	AWAY	NEUTRAL
ALL GAMES	13-5	8-1	5-4	0-0
CONFERENCE	13-5	8-1	5-4	0-0
NON-CONFERENCE	0-0	0-0	0-0	0-0

#	Player	gp-gs	min	avg	Total		3-Point		F-Throw		Rebounds				pf	dq	a	to	blk	stl	pts	avg
					fg-fga	fg%	3fg-fga	3fg%	ft-fa	ft%	off	def	tot	avg								
02	Williams, Grant	18-18	522	29.0	94-203	.463	0-9	.000	102-130	.785	34	57	91	5.1	59	4	28	36	23	10	290	16.1
05	Schofield, Admiral	18-18	547	30.4	99-211	.469	30-82	.366	37-50	.740	33	87	120	6.7	52	4	31	28	8	19	265	14.7
01	Turner, Lamonte	18-0	456	25.3	60-137	.438	38-84	.452	47-50	.940	5	46	51	2.8	38	2	34	18	0	8	205	11.4
23	Bowden, Jordan	18-18	514	28.6	46-134	.343	21-68	.309	42-59	.712	15	49	64	3.6	42	2	36	22	4	24	155	8.6
00	Bone, Jordan	18-17	412	22.9	45-117	.385	13-33	.394	17-20	.850	1	45	46	2.6	20	0	66	19	0	8	120	6.7
11	Alexander, Kyle	18-18	363	20.2	38-51	.745	0-0	.000	16-20	.800	34	53	87	4.8	42	1	5	15	27	12	92	5.1
03	Daniel, James	18-1	364	20.2	24-75	.320	19-57	.333	13-17	.765	8	15	23	1.3	27	1	47	31	1	16	80	4.4
15	Walker, Derrick	17-0	161	9.5	19-28	.679	0-0	.000	7-16	.438	15	30	45	2.6	20	0	5	12	3	2	45	2.6
10	Fulkerson, John	14-0	114	8.1	9-20	.450	0-0	.000	4-6	.667	4	8	12	0.9	11	0	6	5	3	2	22	1.6
13	Johnson, Jalen	7-0	44	6.3	4-6	.667	3-4	.750	0-0	.000	0	5	5	0.7	0	0	4	1	1	1	11	1.6
32	Darrington, Chris	11-0	56	5.1	3-12	.250	1-3	.333	7-12	.583	1	5	6	0.5	10	0	4	5	0	1	14	1.3
35	Pons, Yves	12-0	72	6.0	4-7	.571	2-3	.667	1-2	.500	2	9	11	0.9	8	0	5	2	1	1	11	0.9
Team											23	31	54				8					
Total.....		18	3625		445-1001	.445	127-343	.370	293-382	.767	175	440	615	34.2	329	14	271	202	71	104	1310	72.8
Opponents.....		18	3625		423-996	.425	115-372	.309	259-372	.696	194	423	617	34.3	345	13	207	224	65	95	1220	67.8

TEAM STATISTICS	UT	OPP	Date	Opponent	Score	Att.
SCORING	1310	1220	* 12/30/17	at Arkansas	Lot 93-95	18696
Points per game	72.8	67.8	* 01/02/18	AUBURN	L 84-94	14755
Scoring margin	+5.0	-	* 01/06/18	KENTUCKY	w 76-65	21678
FIELD GOALS-ATT	445-1001	423-996	* 01/09/18	at Vanderbilt	w 92-84	11510
Field goal pct	.445	.425	* 01/13/18	TEXAS A&M	w 75-62	19612
3 POINT FG-ATT	127-343	115-372	* 01/17/18	at Mizzou	L 55-59	15061
3-point FG pct	.370	.309	* 01/20/18	at South Carolina	w 70-63	18000
3-pt FG made per game	7.1	6.4	* 01/23/18	VANDERBILT	w 67-62	14127
FREE THROWS-ATT	293-382	259-372	* 01/31/18	LSU	w 84-61	13425
Free throw pct	.767	.696	* 02/03/18	OLE MISS	w 94-61	18316
F-Throws made per game	16.3	14.4	* 02/06/18	at Kentucky	w 61-59	23332
REBOUNDS	615	617	* 02/10/18	at Alabama	L 50-78	15383
Rebounds per game	34.2	34.3	* 02/13/18	SOUTH CAROLINA	w 70-67	13126
Rebounding margin	-0.1	-	* 02/17/18	at Georgia	L 62-73	10028
ASSISTS	271	207	* 02/21/18	FLORIDA	w 62-57	16016
Assists per game	15.1	11.5	* 02/24/18	at Ole Miss	w 73-65	8149
TURNOVERS	202	224	* 02/27/18	at Mississippi State	w 76-54	7548
Turnovers per game	11.2	12.4	* 03/03/18	GEORGIA	w 66-61	22237
Turnover margin	+1.2	-				
Assist/turnover ratio	1.3	0.9				
STEALS	104	95				
Steals per game	5.8	5.3				
BLOCKS	71	65				
Blocks per game	3.9	3.6				
ATTENDANCE	153292	127707				
Home games-Avg/Game	9-17032	9-14190				
Neutral site-Avg/Game	-	0-0				

1 = Battle 4 Atlantis (Bahamas)
2 = Big 12/SEC Challenge
* = Conference game

Score by Periods	1st	2nd	OT	Totals
Tennessee	603	687	20	1310
Opponents	556	642	22	1220

BROADCAST MEDIA CHEAT SHEET (probable starters noted with orange numbers)



0

JORDAN BONE

GP/GS	PPG	APG	SPG	FG%	3FG%	FT%
17-18	31/29	6.7	3.6	0.7	.369	.833
Career	54/46	6.9	3.3	0.6	.370	.806

Career Highs Pts: 23 Reb: 8 Ast: 8 Stl: 3 Min: 38

So. • G • 6-3 • 176 • Nashville, Tenn./The Ensworth School

- His career assist/turnover ratio stands at 2.39, while his season ratio (2.64) ranks second in the SEC and 33rd in the country
- Ranked second in the SEC during league play with an impressive 3.7 assist/turnover ratio with (66 assists, 18 turnovers)
- Team leader in assists (111); Vols lead the SEC with 16.0 apg this season
- Posted season highs in points (21) and rebounds (6) to go along with five assists at Arkansas (12/30)



1

LAMONTÉ TURNER

GP/GS	PPG	RPG	APG	FG%	3FG%	FT%
17-18	31/0	10.7	3.4	2.0	.408	.877
Career	63/6	9.5	2.9	2.3	.384	.817

Career Highs Pts: 25 Reb: 9 Ast: 6 Stl: 4 Min: 33
First Name Pronounced: luh-MON-tay

RS-So. • G • 6-1 • 183 • Florence, Ala./IMG Academy (Fla.)

- Led the SEC in FT shooting (.940; 47-50) and 3FG shooting (.452; 38-84) during league play
- Posted a team-high 15 points, eight rebounds and a career-high four steals to lead UT to a win over Miss. State (3/9)
- Scored all nine of his points vs. Georgia (3/3) on treys to help UT close the title-clinching-win on a 20-12 run
- Drained the decisive go-ahead 3-pointer with 26 seconds left to play at Kentucky (2/6); led UT with 16 points



2

GRANT WILLIAMS

GP/GS	PPG	RPG	BPG	APG	FG%	FT%
17-18	31/31	15.4	6.0	1.3	1.8	.466
Career	63/60	14.0	5.9	1.6	1.4	.482

Career Highs Pts: 37 Reb: 14 Blk: 6 Asst: 6 Min: 35

So. • F • 6-7 • 241 • Charlotte, N.C./Providence Day School

- SEC POY ranked ninth in scoring during league play with 16.1 ppg; has started 60 straight games
- Recorded first double-double of the season with 10 points and 11 rebounds in win vs. Mississippi State (3/9)
- Scored 22 points in comeback win vs. Georgia (3/3) to clinch a share of the SEC regular-season title for UT
- His 37 points at Vanderbilt (1/9) were the most by a Vol since SEC POY Ron Slay scored 38 vs. New Mexico (1/4/03)



3

JAMES DANIEL III

GP/GS	PPG	RPG	APG	SPG	FG%	3FG%	FT%
17-18	31/3	5.6	1.4	3.0	.365	.370	.711
Career	121/90	17.4	2.1	2.6	.366	.340	.817

Career Highs Pts: 39 Reb: 6 Asst: 10 Stl: 9 Min: 49

RS-Sr. • G • 6-0 • 172 • Hampton, Va./Howard University

- For the first time in his collegiate career, he has more assists (93) than made field goals (54)
- Led the Vols in scoring against LSU (1/31) with a season-high-tying 17 points on 6-of-10 shooting and five treys
- Averaged 21.5 points, 2.4 assists, 2.3 rebounds and 1.7 steals per game during his career at Howard
- Was the No. 1 scorer in Division I in 2015-16 (27.1 ppg) and is now D-I's ninth-leading active career scorer



5


ADMIRAL SCHOFIELD

GP/GS	PPG	RPG	SPG	FG%	3FG%	FT%
17-18	31/30	13.5	6.2	1.0	.446	.382
Career	91/53	9.8	4.9	0.6	.447	.359

Career Highs Pts: 25 Reb: 13 Blk: 2 Stl: 4 Min: 36

Jr. • F • 6-5 • 238 • Zion, Ill./Zion-Benton Township HS

- Second-team All-SEC honoree leads the Vols in rebounding (6.2 rpg); paced UT on the boards in 14 games
- Has scored in double figures in 27 of UT's 31 games this season; team's second-leading scorer (13.5 ppg)
- Tallied 13 points, eight boards and two steals in UT's win vs. Mississippi State (3/9) in the SEC Tournament
- Paced the Vols in scoring for the third game in a row with 23 points as UT claimed a share of the SEC Title vs. Georgia (3/3)



10

JOHN FULKERSON

GP/GS	PPG	RPG	APG	SPG	FG%	FT%
17-18	26/0	1.8	1.4	0.6	0.6	.410
Career	36/6	2.6	2.3	0.7	0.7	.478

Career Highs Pts: 12 Reb: 10 Asst: 5 Stl: 3 Min: 37

RS-Fr. • F • 6-9 • 210 • Kingsport, Tenn./The Christ School (N.C.)

- Was crucial in UT's comeback vs. #17 Kentucky (1/6), helping UT's offense penetrate UK's zone defense
- Provided a spark off the bench against #5 Villanova (11/23), scoring seven points in 16 minutes
- Missed the final 22 games last season after suffering a dislocated right elbow and fractured right wrist
- Blocked 113 shots as a senior at The Christ School, breaking Marshall Plumlee's single-season school record



11

KYLE ALEXANDER

GP/GS	PPG	RPG	SPG	BPG	FG%	FT%
17-18	31/31	5.4	5.6	0.6	1.6	.684
Career	95/65	3.4	4.3	0.3	1.2	.556

Career Highs Pts: 14 Reb: 13 Stl: 2 Blk: 6 Min: 31

Jr. • F • 6-11 • 220 • Milton, Ontario/Orangeville Prep

- Ranks eighth in the SEC in offensive rebounds per game with 2.33 and eighth in blocks per game with 1.63
- Among DI players averaging at least two FG attempts per game, his shooting percentage of .688 ranks 12th in the nation
- Recorded multiple blocks in 14 games this season; ranks 81st in the country in blocks per game (1.65)
- Came up with a huge steal with 38 seconds left vs. Georgia (3/3) to help clinch a share of the SEC Title



13

JALEN JOHNSON

GP/GS	PPG	APG	BPG	FG%	3FG%	FT%
17-18	11/0	1.3	0.5	0.2	.556	.600
Career	11/0	1.3	0.5	0.2	.556	.600

Career Highs Pts: 6 Reb: 2 Asst: 2 Blk: 1 Min: 9

RS-Fr. • G • 6-7 • 190 • Durham, N.C./Wesleyan Christian Academy

- Had a highlight reel dunk at Alabama (2/10); played a season-high 17 minutes of action
- Recorded a season-high six points on two treys, two boards and an assist in four minutes vs. Ole Miss (2/30)
- Knocked down his first career three-pointer against LSU (1/31), giving him a season-high three points
- Both his parents were Division I track & field athletes (mother at UNC, father at East Carolina)



15

DERRICK WALKER JR.

GP/GS	PPG	RPG	BPG	FG%	3FG%	FT%
17-18	30/0	2.1	2.4	0.2	.591	.000
Career	30/0	2.1	2.4	0.2	.591	.000

Career Highs Pts: 10 Reb: 7 Asst: 1 Blk: 2 Min: 25

Fr. • F • 6-8 • 238 • Kansas City, Mo./Sunrise Christian Academy

- While his focus is rebounding and defense, he is shooting .704 from the field against SEC opponents
- Posted five points, seven boards, one assist and one steal in 22 minutes of play at Ole Miss (2/24)
- Posted 10 points on 5-of-5 shooting, four boards and a block in 25 minutes of action at South Carolina (1/20)
- Seen the most action of any freshman this season, averaging 8.9 minutes off the bench



23

JORDAN BOWDEN

GP/GS	PPG	APG	SPG	FG%	3FG%	FT%
17-18	31/31	9.7	1.9	1.1	.402	.412
Career	61/59	8.9	1.6	1.0	.387	.365

Career Highs Pts: 21 Reb: 8 Asst: 7 Stl: 3 Min: 36

So. • G • 6-5 • 185 • Knoxville, Tenn./22 Feet Academy (S.C.)

- Ranks as Tennessee's top-rebounding perimeter player, averaging 3.6 rpg
- Tallied seven points, four rebounds, three steals and two assists in win at Mississippi State (2/27)
- Recorded 15 points on three treys, four rebounds and a pair of steals in UT's win at Ole Miss (2/24)
- Became the first player from Knox County to receive a scholarship as a true freshman since Doug Roth (1985)



32

CHRIS DARRINGTON

GP/GS	PPG	RPG	APG	SPG	FG%	FT%
17-18	23/0	2.8	0.7	0.8	0.3	.365
Career	23/0	2.8	0.7	0.8	0.3	.365

Career Highs Pts: 11 Reb: 3 Asst: 5 Stl: 1 Min: 20

Jr. • G • 6-1 • 179 • Toledo, Ohio/Vincennes University (Ind.)

- Enjoyed best game with the Vols vs. Lipscomb, logging season-highs in points (11), assists (5) and rebounds (3)
- Was Tennessee's top scorer during UT's summer European tour, averaging 14.3 points per game
- Was a first-team junior college All-American last season at Vincennes University in Indiana
- Averaged 20.7 points and 5.1 assists while shooting .431 from 3-point range last season



33

ZACH KENT

GP/GS	PPG	RPG	APG	SPG	FG%	3FG%	FT%
17-18	2/0	2.0	1.5	0.0	.333	.000	.000
Career	2/0	2.0	1.5	0.0	.333	.000	.000

Career Highs Pts: 4 Reb: 2 Asst: - Stl: - Min: 10

Fr. • F • 6-10 • 224 • Magnolia, Del./Blair Academy

- Tallied four points and a pair of rebounds in 10 minutes off the bench vs. Presbyterian (11/10)
- Coach Barnes praised the improvements that Kent made during the preseason
- Has a soft shooting touch for a player his size and is comfortable shooting from the perimeter
- Is the first Delaware native ever to suit up for the Vols



35

YVES PONS

GP/GS	PPG	RPG	APG	FG%	3FG%	FT%
17-18	20/0	0.8	0.6	0.3	.545	.667
Career	20/0	0.8	0.6	0.3	.545	.667

Career Highs Pts: 4 Reb: 3 Asst: 2 Stl: 2 Min: 12

Name Pronounced: EEV PAHNS

Fr. • F • 6-5 • 203 • Fuveau, France/INSEP Academy

- Recorded an all-around performance in win at Miss. State (2/27) with three points, three boards and an assist
- Hit a three in UT's win at Ole Miss (2/24); played in his 10th SEC game of the year
- Knocked down his first career 3-pointer and added a pair of assists in UT's win vs. Ole Miss (2/3)
- Was born in Port-au-Prince, Haiti, adopted by French parents and attended INSEP Academy in Paris