

## 2016-17 Schedule & Results

Overall Record: 11-12 (home: 1-5 \* away: 4-6 \* neutral: 6-1)

SEC: 2-8 (home: 0-5 \* away: 2-3)

Date	UF	Opp	Nat'l Rank	Opponent	TV/Video	Time ET
<b>NOVEMBER (5-1)</b>						
Fri. 11	20/24	--		South Alabama (1) (DH)	SECN+	W 85-33
Mon. 14	20/24	rv/-		at Chattanooga	SoCon	W 72-61
Sat. 19	19/23	rv		Temple (2)	SECN+	W 83-76
Tue. 22	16/20	-		at Arkansas State (DH)	OOV	W 71-60
Fri. 25	16/20	-		at Northwestern	BTN Plus	L 68-73
Wed. 30	19/23	-		Wofford (2)	SECN+	W 74-51
<b>DECEMBER (4-3)</b>						
Sat. 3	19/23	-		Long Beach State (3)	Pac-12.com	W 83-53
Sun. 4	19/23	rv/24		at Arizona St. (3)	Pac-12.com	L 63-69
Thu. 8	23/25	7		at Florida State	ACC NetExtra	L 58-83
Sun. 11	23/25	-		North Carolina A&T (4)	SECN+	W 67-38
Tue. 20	rv	-		Indiana (5)	FLS	L 88-102
Wed. 21	rv	-		Florida A&M (5)	FLS	W 78-65
Wed. 28	-	-		<b>SOUTHEASTERN LA</b>	<b>SECN+</b>	<b>W 102-51</b>
<b>JANUARY (2-6)</b>						
Sun. 1	-	-		<b>AUBURN*</b>	<b>SECN+</b>	<b>L 75-82</b>
Thu. 5	-	-		at LSU*	SECN+	L 67-78
Sun. 8	-	-		<b>SOUTH CAROLINA*</b>	<b>ESPN</b>	<b>L 62-81</b>
Thu. 12	-	-		at Mississippi State*	SECN	L 49-82
Sun. 15	-	-		<b>TEXAS A&amp;M*</b>	<b>SECN</b>	<b>L 59-67</b>
Sun. 22	-	-		at Georgia*	SECN	W 76-68
Thu. 26	-	-		<b>TENNESSEE*</b>	<b>SECN+</b>	<b>L 75-84</b>
Sun. 29	-	-		at Vanderbilt*	SECN+	W 93-73
<b>FEBRUARY</b>						
Thu. 2	-	-		at Texas A&M*	SECN+	L 76-84
Mon. 6	-	-		<b>OLE MISS*</b>	<b>SECN</b>	<b>L 75-84</b>
Thu. 9	-	-		<b>ARKANSAS*</b>	<b>SECN+</b>	<b>7:00 PM</b>
Sun. 12	-	-		at Alabama*	SECN	2:00 PM
Thu. 16	-	-		<b>MISSOURI*</b>	<b>SECN+</b>	<b>7:00 PM</b>
Sun. 19	-	-		at Kentucky*	SECN	1:00 PM
Thu. 23	-	-		at Tennessee*	SECN	7:00 PM
Sun. 26	-	-		<b>GEORGIA*</b>	<b>ESPNU</b>	<b>12:00 PM</b>
<b>MARCH</b>						
Wed. 1-5	-	-		SEC Tournament (6)	SECN	11:00 AM

\*Southeastern Conference Game; DH = Doubleheader ... (1) played at Jacksonville Veterans Memorial Arena ... (2) played at College of Central Florida (3001 SW College Road, Ocala, FL 34474) ... (3) Arizona State Classic ... (4) played at Gulf Coast State College (5230 West Highway 98, Panama City, FL) ... (5) Florida Sunshine Classic at Rollins College (run by World Class Basketball - worldclassbasketball.com) ... (6) SEC Tournament (Bon Secours Wellness Arena, Greenville, SC)

All HOME GAMES will be played at **Exactech Arena at the Stephen C. O'Connell Center** (2020 W. University Drive, Gainesville, FL)

- **TV Information:** SECN = SEC Network; SECN+ = SEC Network +; OOV = opponent online video; FLS = FLSunshineClassic.com
- **To Watch the SEC Network:** go to [www.GetSECNetwork.com](http://www.GetSECNetwork.com) for complete channel listing
- **SEC Network +:** Games offered exclusively on WatchESPN and SECNetwork.com through a number of national outlets.
- **SEC NETWORK +**
- **WHAT IT IS:** Also referred to as SEC Network Plus, this is the digital platform for the SEC Network showcasing live SEC athletic events, inclusive of
- **HOW TO WATCH IT:** SEC Network + is only available through WatchESPN (accessible through the WatchESPN app and on SECNetwork.com) ... To access SEC Network + on WatchESPN, fans must sign in with their credentials from a participating TV provider.

## Florida (11-12, 2-8 SEC) hosts

**Arkansas (13-10, 2-8 SEC)**

**Exactech Arena (10,151)**

**Gainesville, Florida**

**Thur., February 9 \* 7 pm ET**

- The official name is **Exactech Arena at the Stephen C. O'Connell Center**, which we are asking to be used on first mention and opening graphics for broadcasts.
- Subsequent mentions and in places where space is limited, please use **Exactech Arena**.

## Game Coverage & More!

**Radio:** .....LIVE on **ESPN Gainesville 98.1** with ..... Tom Collett & Kelly Davis  
**Internet Audio:** .....LIVE thru [FloridaGators.com](http://FloridaGators.com) (FREE)  
**Television:** ..... none  
**Streaming Video:** .....SEC Network + .....with Adam Schick & Brittany Davis  
**Internet Scoring:** .....LIVE through [SidearmStats](http://SidearmStats)

## Head Coaches

**Florida (11-12, 2-8):** .....Amanda Butler (Florida, '95, '97)  
**Overall Record / at UF:** ..... 226-155 (12th yr) / 186-133 (10th yr)  
**Arkansas (13-10, 2-8):** .....Jimmy Dykes (Arkansas)  
**Overall Record / at UA:** ..... 43-42 (3rd year) / same  
**Prior Game:** .....hosted #4 South Carolina (L, 79-49, Feb. 5)

## Communications/Sports Info. Contacts

**Florida:** .....Kathy Cafazzo <[Kathyc@gators.ufl.edu](mailto:Kathyc@gators.ufl.edu)>  
**Phone Numbers:** ..... O: 352-375-4683 x6133 / C: 352-316-4575  
**Website:** .....[FloridaGators.com](http://FloridaGators.com)  
**Twitter/Instagram:** ..... @GatorsWBK ... @CoachButlerUF  
**Facebook:** .....[facebook.com/GatorsWBK](http://facebook.com/GatorsWBK)  
**Arkansas:** .....Jeri Thorpe | [jthorpe@uark.edu](mailto:jthorpe@uark.edu)  
**Phone:** .....Cell-479-283-3344  
**Twitter / Website:** ... @razorbackwb | [arkansasrazorbacks.com/](http://arkansasrazorbacks.com/)

## Opening Tip

- \*Florida is coming off a Monday night game and is scheduled for three games this week, with Arkansas the middle contest.
- \*Five of Florida's last six games have been decided by single digits.
- \*Florida is 2-7 in games decided by 10 points or less this season, including 1-5 in SEC games.
- \*UF's **Ronni Williams** is the No. 1 scorer in the SEC overall and No. 2 in league games. She recently had 43-point, 14-rebound performance against Vanderbilt (Jan. 29).

## Florida's Possible Starting Lineup

#	Gator	Pronunciation	POS	HT	CL	Hometown	PPG	RPG	NOTES
1	Ronni Williams		F	6-0	SR	Daytona Beach, Fla.	19.0	7.7	#2 SEC scorer in league games; 20+ pts in 11 gms this yr
44	Haley Lorenzen		F	6-3	JR	Iowa City, Iowa	12.1	6.5	17 double-fig scoring gms in '17
00	Delicia Washington	duh-LEE-shuh	G	5-10	FR	Glen St. Mary, Fla.	11.0	5.2	leads all SEC freshmen in scoring and steals
11	Dyandria Anderson	dee-ANN-dree-uh	G	5-10	JR	Viera, Fla.	7.1	4.3	105 assists (4.6 pg) - No. 3 in SEC (all gm)/#4 in SEC only
22	Sydney Morang	mur-RANG (like the pie)	G/F	5-10	FR	New Providence, N.J.	3.0	1.9	16 of her 19 FGs are 3-pointers

## Off The Bench

24	Tyshara Fleming	tie-SHEER-uh	C	6-4	SR	Virginia Beach, Va.	7.6	6.9	56.0% FG ... 32 blocks
23	Brooke Copeland		G	6-2	JR	Cleveland, Tenn.	4.5	2.0	25 three-pointers leads team
15	Sydney Searcy	SIR-see	G	5-7	FR	Ponte Vedra Beach, Fla.	3.0	1.1	21 assists, 15.3 minutes per game
5	Elif Portakal	ee-LEAF POOR-ta-call	G	5-9	FR	Istanbul, Turkey	1.0	0.6	foot injury (Dec. 8) = missed 10 gms, returned Jan. 22

## Out for Today/Season

20	Simone Westbrook		G	5-8	SR	Chandler, Ariz.	8.0	2.9	tore right ACL in August ... 2016 All-SEC Defensive Team
3	Funda Nakkasoglu	FOON-da knock-a-SO-glue	G	5-8	JR	Hampton, Australia	20.8	2.6	transfer from Utah State



# 2016-17 Gator Women's Basketball

## Today's Match-up

### Arkansas' Probable "Starting 5"

Pos ##	Name	HT	YR	PPG	RPG
F/G 10	Kiara Williams	6-1	FR	3.6	3.4
G/F 22	Bailey Zimmerman	6-0	SO	4.4	4.1
F 00	Jessica Jackson	6-3	SR	14.5	6.2
G 3	Malica Mong	5-5	SO	9.2	2.8
G 14	Jailyn Mason	5-9	FR	7.8	4.1

## Stat Comparisons

(All Games)

### Stat Check ..... Florida ..... Arkansas

Record	11-12	13-10
FG%	45.4%	40.6%
3FG%	26.5% (81-306)	33.3% (133-400)
FT%	66.8% (290-434)	67.9% (275-405)
Points Per Gm	73.9	66.0
Points Allowed	69.5	58.9
FG% Defense	38.8%	38.0%
3FG% Defense	33.8%	29.6%
Scoring Margin	+4.4	+7.1
Reb Margin	+4.9	+4.0
Assists PG	15.2	13.0
Turnover Margin	-1.2	+0.7
Steals PG	9.5	7.4
Blocks PG	4.2	4.3

## Stat Comparisons

(SEC Games, ONLY)

### Stat Check ..... Florida ..... Arkansas

Record	2-8	2-8
FG%	42.5%	35.2%
3FG%	27.2% (34-125)	29.2% (57-195)
FT%	69.5% (139-200)	66.4% (101-152)
Points Per Gm	70.7	56.6
Points Allowed	78.3	64.2
FG% Defense	43.7%	30.9%
3FG% Defense	38.5%	30.9%
Scoring Margin	-7.6	-7.6
Reb Margin	+1.9	-4.6
Assists PG	12.4	9.8
Turnover Margin	-3.5	-1.8
Steals PG	7.7	6.9
Blocks PG	3.6	4.1

## Florida vs. Arkansas

34-Game Series: UF leads 25-9 (UF Home: 11-3; Away: 10-5; Neutral: 4-1)

Date	UF Rank	Opp Rank	Result	UF	Opp	Diff	Site	Code
Jan. 18, 1992	--	--	W	58	46	+12	H	
Jan. 16, 1993	--	--	W	68	60	+8	A	
Jan. 30, 1994	--	--	W	74	69	+5	H	
Jan. 28, 1995	13	--	L	66	72	-6	A	
Feb. 4, 1996	21	24	W	73	57	+16	H	
Feb. 2, 1997	13	18	W-OT	79	66	+13	A	
Feb. 5, 1998	10	--	W	80	69	+11	H	
Feb. 27, 1998	12	--	W	63	49	+14	N	66
Feb. 4, 1999	--	--	W	87	77	+10	A	
Feb. 10, 2000	--	--	W	87	73	+14	H	
Mar. 2, 2000	--	--	W	96	86	+10	N	44
Mar. 25, 2000	--	--	W	83	62	+21	A	75
Feb. 8, 2001	6	--	W	75	64	+11	A	
Mar. 2, 2001	11	--	L	69	78	-9	N	78
Feb. 21, 2002	16	--	W	64	58	+6	H	
Jan. 16, 2003	--	10/9	L	45	84	-39	A	
Feb. 22, 2004	--	--	L	68	82	-14	H	
Jan. 6, 2005	--	--	W	68	56	+12	A	
Jan. 26, 2006	24	--	L	63	69	-6	A	
Jan. 21, 2007	--	--	L	57	67	-10	H	
Jan. 20, 2008	--	--	W	92	74	+18	A	
Feb. 17, 2008	--	--	W	75	73	+2	H	
Feb. 1, 2009	12/15	--	W	94	78	+16	A	
Feb. 19, 2009	15/15	--	L	74	83	-9	H	
Jan. 3, 2010	--	--	W	59	53	+6	A	
Jan. 2, 2011	--	22/24	W	64	53	+11	H	
Mar. 3, 2011	--	--	W	68	59	+9	N	81
Jan. 29, 2012	--	--	L-2OT	72	73	-1	A	
Feb. 28, 2013	--	--	W	69	58	+11	H	
Mar. 7, 2013	--	--	W	64	57	+7	N	94
Jan. 9, 2014	rv/rv	rv/25	W	59	52	+7	H	
Feb. 6, 2014	--	--	L	49	55	-6	A	
Jan. 25, 2015	--	--	W	72	58	+14	H	
Jan. 28, 2016	rv/rv	--	W-OT	71	66	+5	A	

44 = SEC Tournament - Chattanooga, Tenn.  
 66 = SEC Tournament - Columbus, Ga.  
 75 = Postseason WNIT - at location corresponding with site  
 78 = SEC Tournament - Memphis, Tenn.  
 81 = SEC Tournament - Nashville, Tenn.  
 94 = SEC Tournament - Duluth, Ga.

## Additional Hoopla for this Game

- *Presented by Cox*
- **Saluting Those Who Serve** - Join us as we honor and recognize current and former military and first responders! All military, veterans, and first responders and their families receive free general admission seating.
- **Pint Glass Giveaway** - The first 250 fans in attendance will receive Run With Us pint glasses!
- **\$1 Day** - All general admission tickets are \$1 and select concessions items are available for \$1!
- **Rowdy Reptile Check-In** - Students, check-in on your mobile app to earn points towards great prizes all year long!
- **Enter to Win** - Wireless Beats Earphones

### All-Time Series Records vs. SEC Opponents (includes all meetings)

Opponent	Overall W/L	Under Butler	Home W/L	Away W/L	Neutral W/L	Series Streak	Last Meeting
Alabama	27-29	9-3	16-7	8-12	3-10	Won 6	W, 80-72, 1/21/16 (H)
<b>Arkansas</b>	<b>25-9</b>	<b>11-3</b>	<b>11-3</b>	<b>10-5</b>	<b>4-1</b>	<b>Won 2</b>	<b>W: 71-66,OT, 1/28/16 (A)</b>
Auburn	21-35	8-6	11-11	6-15	4-9	Lost 1	L, 82-75, 1/1/17 (H)
Georgia	16-53	6-13	10-23	6-28	0-2	Won 1	W: 76-68, 1/22/17 (A)
Kentucky	25-28	4-10	13-9	9-14	3-5	Lost 1	L, 92-69, 3/4/16 (N)
LSU	14-27	5-7	8-12	5-14	1-1	Lost 1	L: 78-67 1/5/17 (A)
Mississippi	20-16	7-4	8-10	12-5	0-1	Lost 1	L: 75-84, 2/6/17 (H)
Mississippi St.	25-21	9-4	13-7	8-13	4-1	Lost 3	L: 49-82, 1/12/17 (A)
Missouri	0-5	0-5	0-2	0-3	0-0	Lost 5	L: 79-64, 1/24/16 (A)
South Carolina	20-16	6-9	8-9	10-7	2-0	Lost 8	L: 62-81, 1/8/17 (H)
Tennessee	4-49	2-14	2-20	2-20	0-9	Lost 1	L, 75-84, 1/26/17 (H)
Texas A&M	1-6	1-5	1-2	0-4	0-0	Lost 2	L: 76-84, 2/2/17 (A)
Vanderbilt	23-33	5-8	11-13	9-17	3-4	Won 2	W, 93-73, 2/29/17 (A)
<b>OVERALL</b>	<b>221-327</b>	<b>72-90</b>	<b>111-127</b>	<b>86-156</b>	<b>24-43</b>	<b>Lost 2</b>	

### UF's Longest Series Histories

School	Games Played	Overall W	L
1 Florida State	73	42	31
2 Georgia	69	16	53
3 Alabama	56	27	29
Auburn	56	21	35
Vanderbilt	56	23	33
6 Kentucky	53	25	28
Tennessee	53	4	49
8 Mississippi St.	46	25	21
9 Miami (Fla.)	42	28	14
10 LSU	41	14	27



# Last 2 Meetings: Florida vs. Arkansas

## Florida vs ARKANSAS

01/28/16 7 p.m. at Fayetteville, Ark. (Bud Walton Arena)

### Florida 71 • 17-4, 5-3 SEC

#	Player	Total		3-Ptr		Rebounds			PF	TP	A	TO	Blk	Stl	Min
		FG-FGA	FG-FGA	FT-FTA	Off	Def	Tot								
01	Williams,Ronni	f	3-12	0-0	1-2	3	2	5	5	7	1	4	0	0	21
24	Fleming,Tyshara	c	2-5	0-0	0-0	1	3	4	2	4	0	0	2	2	15
04	Needles,Carlie	g	1-9	1-7	2-2	2	2	4	4	5	1	0	0	3	32
20	Westbrook,Simone	g	4-8	1-3	1-4	2	1	3	0	10	1	0	0	1	21
21	Christinaki,Eleanna	g	7-14	1-4	1-1	2	2	4	2	16	3	4	0	1	37
03	Miller,January	g	1-4	0-2	0-0	0	0	0	1	2	0	2	0	1	8
11	Anderson,Dyandria	g	0-3	0-2	1-2	1	2	3	1	1	4	2	0	2	15
13	Peoples,Cassie	g	2-7	1-4	2-2	0	0	0	1	7	2	2	0	0	22
23	Copeland,Brooke	g	0-0	0-0	0-0	1	0	1	0	0	0	0	0	0	6
32	Batchelor,Carla	g	4-12	3-6	0-0	3	3	6	3	11	2	1	3	0	26
44	Lorezen,Haley	g	4-8	0-0	0-0	3	6	9	2	8	0	1	1	1	22
Team						3	2	5							
Totals			28-82	7-28	8-13	21	23	44	22	71	14	17	6	11	225

1st - FG %:	4-15	26.7%	2nd:	6-13	46.2%	3rd:	8-25	32.0%	4th:	6-20	30.0%	Game:	28-82	34.1%	Deadball	
3FG %:	2-6	33.3%	2-4	50.0%	2-11	18.2%	1-4	25.0%	7-28	25.0%	Deadball					
FT %:	0-2	0.0%	1-2	50.0%	1-2	50.0%	2-3	66.7%	8-13	61.5%	Rebounds					4

### ARKANSAS 66 • 9-12, 4-4 SEC

#	Player	Total		3-Ptr		Rebounds			PF	TP	A	TO	Blk	Stl	Min
		FG-FGA	FG-FGA	FT-FTA	Off	Def	Tot								
00	JACKSON, Jessica	f	6-14	0-2	4-7	0	10	10	3	16	4	7	4	2	36
33	WOLFF, Melissa	f	2-6	0-0	2-4	3	7	10	4	6	4	7	1	0	39
35	COOLEY, Alecia	c	5-10	0-0	1-2	5	5	10	1	11	1	0	0	1	38
15	BROOKS, Kelsey	g	6-10	2-5	0-0	0	2	2	2	14	2	2	0	0	41
21	COSPER, Devin	g	5-15	1-4	1-1	0	5	5	4	12	3	4	0	0	32
03	MONK, Malica	g	0-1	0-0	0-0	0	0	0	0	0	0	1	0	0	4
04	SWENSON, Keiryn	g	1-5	0-1	0-2	5	1	6	0	2	0	0	0	0	15
12	FREEMAN, Briunna	g	0-0	0-0	0-0	1	0	1	0	0	0	0	0	1	0+
24	DANBERRY, Jordan	g	2-3	0-0	1-2	0	2	2	2	5	2	3	0	2	13
32	WEST, Khadijah	g	0-0	0-0	0-0	2	0	2	0	0	0	0	1	0	7
Team						1	2	3							
Totals			27-64	3-12	9-18	17	34	51	16	66	16	24	6	6	225

1st - FG %:	5-15	33.3%	2nd:	6-14	42.9%	3rd:	8-13	61.5%	4th:	5-14	35.7%	Game:	27-64	42.2%	Deadball	
3FG %:	0-2	0.0%	2-2	100.0%	0-2	0.0%	1-5	20.0%	3-12	25.0%	Rebounds					6
FT %:	1-2	50.0%	1-2	50.0%	2-5	40.0%	4-7	57.1%	9-18	50.0%						

Officials: Dee Kantner, Scott Yarbrough, Bruce Morris  
 Technical fouls: Florida-None. ARKANSAS-None.  
 Attendance: 1576  
 Estimated Actual Attendance: 1168  
 Fouled Out: Florida, #1 Williams (1:05 2H)

Score by periods	1st	2nd	3rd	4th	OT	Total	Points	In	Off	2nd	Fast	Bench
Florida	10	15	19	15	12	71	38	38	23	10	2	29
ARKANSAS	11	15	18	15	7	66	34	5	7	6	7	7

Last FG - UF OT-00:17, AR OT-00:31.  
 Largest lead - UF by 5 OT-00:02, AR by 10 3rd-05:28.  
 UF led for 06:32. AR led for 31:18. Game was tied for 07:02.  
 Score tied - 10 times.  
 Lead changed - 16 times.

## Arkansas vs Florida

01/25/15 12 Noon ET at Gainesville, FL • O'Connell Center

### Arkansas 58 • 11-8, 1-6 SEC

#	Player	Total		3-Ptr		Rebounds			PF	TP	A	TO	Blk	Stl	Min
		FG-FGA	FG-FGA	FT-FTA	Off	Def	Tot								
33	WOLFF, Melissa	f	5-7	0-0	2-4	5	2	7	4	12	2	2	2	2	36
42	BOWEN, Jhasmin	f	4-7	0-0	1-3	2	4	6	3	9	0	4	1	1	28
11	BERNA, Calli	g	2-6	1-4	3-5	1	5	6	4	8	7	3	0	2	37
14	BOSTAD, McKinley	g	1-6	1-5	1-2	0	1	1	1	4	0	0	0	1	19
15	BROOKS, Kelsey	g	5-15	2-8	2-2	0	4	4	3	14	1	2	0	1	37
21	POWELL, Katie	g	0-2	0-0	0-0	1	0	1	2	0	0	3	0	0	5
25	BAILEY, Joey	g	0-0	0-0	0-0	0	1	1	3	0	0	0	0	0	5
51	JACKSON, Jessica	g	3-12	0-5	5-6	3	1	4	4	11	1	1	1	0	33
Team						2	1	3							
Totals			20-55	4-22	14-22	14	19	33	24	58	11	17	4	7	200

FG % 1st Half:	9-22	40.9%	2nd half:	11-33	33.3%	Game:	20-55	36.4%	Deadball	
3FG % 1st Half:	2-7	28.6%	2nd half:	2-15	13.3%	Game:	4-22	18.2%	Rebounds	
FT % 1st Half:	4-8	50.0%	2nd half:	10-14	71.4%	Game:	14-22	63.6%		4

### Florida 72 • 10-10, 2-5 SEC

#	Player	Total		3-Ptr		Rebounds			PF	TP	A	TO	Blk	Stl	Min
		FG-FGA	FG-FGA	FT-FTA	Off	Def	Tot								
22	Lewis,Kayla	f	5-8	0-0	0-0	1	5	6	2	10	2	2	0	2	25
23	Copeland,Brooke	f	2-4	1-3	0-1	1	2	3	3	5	3	2	1	2	24
44	Lorezen,Haley	f	5-10	0-0	2-4	1	3	4	3	12	0	1	3	0	29
04	Needles,Carlie	g	3-6	2-5	8-8	0	5	5	0	16	3	1	0	0	34
11	Anderson,Dyandria	g	1-7	0-0	0-0	3	2	5	2	2	2	2	0	1	17
01	Williams,Ronni	g	0-2	0-0	5-6	2	5	7	3	5	0	4	0	1	15
03	Miller,January	g	6-12	1-3	3-3	1	1	2	3	16	1	1	0	0	20
13	Peoples,Cassie	g	1-3	0-0	2-4	1	0	1	2	4	4	3	0	0	25
15	Dimaitte,Viktorija	g	0-0	0-0	0-0	0	1	1	1	0	0	0	0	0	2
32	Batchelor,Carla	g	1-3	0-1	0-0	0	1	1	3	2	1	1	0	0	9
Team						6	0	6							
Totals			24-55	4-12	20-26	16	25	41	22	72	16	17	4	6	200

FG % 1st Half:	17-32	53.1%	2nd half:	7-23	30.4%	Game:	24-55	43.6%	Deadball	
3FG % 1st Half:	3-6	50.0%	2nd half:	1-6	16.7%	Game:	4-12	33.3%	Rebounds	
FT % 1st Half:	4-5	80.0%	2nd half:	16-21	76.2%	Game:	20-26	76.9%		2

Officials: Scott Yarbrough, Beverly Roberts, Kevin Pethlet  
 Technical fouls: Arkansas-None. Florida-None.  
 Attendance: 2214  
 Game Duration: 2:13

Score by periods	1st	2nd	Total	Points	In	Off	2nd	Fast	Bench
Arkansas	24	34	58	38	26	18	14	4	11
Florida	41	31	72	34	26	13	11	6	27

Last FG - AR 2nd-00:42, UF 2nd-05:40.  
 Largest lead - AR None, UF by 17 1st-05:47.  
 Score tied - 1 time.  
 Lead changed - 0 times.

## Game 21: Florida 71, Arkansas 66

January 28, 2016 \* Bud Walton Arena \* Fayetteville, Ark.

Florida overcame a 10-point deficit with 15:28 remaining and forced overtime where the Gators emerged with a 71-66 victory against Arkansas at Bud Walton Arena Thursday evening.

Junior **Simone Westbrook** converted a driving layup with one second remaining that helped send the game into overtime.

Freshman **Eleanna Christinaki**, who finished with a team-best 16 points, converted a driving layup with 17 seconds left in overtime that gave the Gators a one-point lead and Florida sealed the win at the free throw line, where seniors **Cassie Peoples** hit two with 6.7 seconds left and **Carlie Needles** converted two more with 2.6 on the clock.

Senior **Carla Batchelor** finished with 11 points and six rebounds, while Westbrook added 10 points for the Gators, who were outrebounded 51-44, but collected 21 offensive boards.

Florida (17-4, 5-3 SEC) forced 24 Arkansas turnovers and turned those into 23 points compared with the five points Arkansas (9-12, 4-4 SEC) managed off of the Gator's 17 miscues.

There were 16 lead changes and 10 tied scores during the game.

### How it Happened: Overtime at a Glance

- Eleanna Christinaki** scored the first points of overtime, however, Arkansas came right back with the next four points and took the two-point lead with 3:52 remaining.
- Haley Lorenzen** scored inside and tied the game at 63.
- After one free throw from Jessica Jackson gave UF the lead with 1:53 left, Lorenzen came down and scored.
- Jackson blocked Lorenzen and Arkansas came down and scored to take a 66-65 lead with 31 seconds remaining.
- Florida missed its next shot, but **Brooke Copeland** came up with the offensive board. Christinaki scored inside with 17 seconds remaining and gave Florida a 67-66 lead.
- Arkansas missed its first shot on its ensuing possession and the ball was tipped out of bounds. The officials went to the replay to determine which team would get the ball and it went to Florida with 7.4 seconds remaining under the Arkansas basket.
- Cassie Peoples** was fouled immediately and went to the free throw line with 6.7 seconds left. She made both and gave Florida a 69-66 lead.
- Arkansas called a timeout and would get the ball at its half of the court. A miscommunication sent the ball out of bounds and Florida inbounded to **Carlie Needles**, who dribbled and was fouled with 2.6 seconds to go. Needles made both to seal the victory.
- Quarter's Score:** Florida 12, Arkansas 7 ... **Game Score:** Florida 71, Arkansas 66

### Fourth Quarter at a Glance

- Arkansas scored first and had the early lead after the teams entered the final period tied.
- Florida called a timeout with 1:18 to go with the game tied at 57, but couldn't convert offensively and on that play Williams fouled out.
- Arkansas hit one free throw and took a 58-57 with 65 ticks remaining. The Gators were called for traveling on their next possession, but held defensively and came down the court and called a timeout with 23.3 seconds remaining.
- Peoples' shot was off the mark and Jessica Jackson corralled the miss. She was immediately fouled and went to the free throw line with 4.2 seconds remaining. Jackson missed the first and made the second to give the hosts a 59-57 lead. Florida called its final timeout immediately and got the ball at half court for one final try.
- Westbrook drove the lane, pulled up and dropped in a floating 5 footer with one second remaining to tie the game and send it into overtime.

## Game 20: Florida 72, Arkansas 58

January 25, 2015 \* Gainesville, Fla. \* Stephen C. O'Connell Center

GAINESVILLE, Fla. -- Florida hit 13-of-13 free throw attempts in the final 1:42 and earned a much-needed 72-58 win against Arkansas in the Stephen C. O'Connell Center on Sunday afternoon in Gainesville. The win snapped UF's four-game losing streak and brought the Gators back to .500 overall (10-10, 2-5) this season.

The win was Head Coach Amanda Butler's 150th with the Gators, as well as the 190th of her 10-year head coaching career.

**Carlie Needles** and **January Miller** each scored 16 points for the Gators, while redshirt senior **Kayla Lewis** recorded 10 points, six rebounds and two steals.

The Gators jumped out to a quick 12-3 advantage by the under-16 media timeout behind eight points from freshman **Haley Lorenzen** on 4-of-5 shooting from the field. During that span, UF forced three Arkansas turnovers which led to six Florida points.

The following nine-plus minutes of action was nip-and-tuck with the Gators eventually pushing their lead to its largest lead of the day, 17 points (30-13), following a three-pointer from Miller at the 5:47 mark

## First Horn

- Florida caps its mini two-game home stand at Exactech Arena at the Stephen C. O'Connell Center on **Thur., February 9**, when the Gators play host to Arkansas at **7 p.m.**
- The game will not be televised, but the action can be seen online through SEC Network +.

## No Place for the Weak this Week

- Florida plays three games in seven days this week.
- The Gators opened the seven-day span with a home loss to Ole Miss on Monday, Feb. 6.
- Florida will hit the road after Thursday's game and play at Alabama on Sunday.

## Florida vs. Arkansas: The Series

- 34-Game Series:** UF leads 25-9 (UF Home: 11-3; Away: 10-5; Neutral: 4-1)
- Last Meeting:** Florida won 71-66 in overtime on Jan. 28, 2016 in Bud Walton Arena.
- Trend:** Eight of the last 11 games in the series have been decided by single digits.
- Florida has won the last two games against Arkansas, as well as four straight at home.
- The Razorbacks last win in Gainesville was a 83-74 decision on Feb. 19, 2009.

## Home Sweet Home?

- Florida played its first 12 games on the road because of the massive renovations to the O'Connell Center.
- The Gators played their first home game of the year on December 28 and routed Southeastern Louisiana.
- Since that 51-point win, however, the Gators haven't won again on their home court: 1-5 overall and 0-5 in SEC games.

## What Just Happened

- On Monday, Florida dropped a tough 84-75 outcome to Ole Miss for its second straight setback.
- Arkansas is coming off a 79-49 home loss to No. 4 South Carolina on Sunday, as the Razorbacks dropped their fourth consecutive game.

## Halfway to Greenville

- Florida wrapped up the first half of its 16-game SEC slate with a road win at Vanderbilt (Jan. 29) and a 2-6 record.
- The Gators are 0-2 in the second half of the league schedule entering Thursday's game against Arkansas.
- Including Thursday's game against the Razorbacks, Florida's remaining schedule includes three home games (Arkansas, Missouri and Georgia) and three on the road (Alabama, Kentucky and Tennessee).

## What's Next for the Gators

- UF caps its hectic three-game week with a trip to Tuscaloosa, where the Gators play Alabama on **Sun., February 12 at 2 p.m. ET/1 p.m. CT.**
- The Tide have returned to play at home games this year at Coleman Coliseum.
- The game will be televised live on SEC Network with Roy Philpott and Brooke Weisbrod.

## Gator Watch

- Ronni Williams** - the lone four-year senior on the roster - led UF in scoring as a sophomore and junior and is doing so again this season.
- In addition to leading the Gators in scoring with 19.0 points per game (20.5 ppg in SEC games), Williams also leads the squad in rebounding (7.7 pg) and free throw percentage (75/0%) and is second for assists (58) and field goal percentage (55.8%).
- with her **43-point, 14-rebound** effort against Vanderbilt (Jan. 29), she became the first SEC player to drop 40 and 10 since in a game since the 2003 season!
- Williams became the 24th Gator to score 1,000 career points, doing so on Dec. 3 vs. Long Beach State.
- She became the 15th Gator to collect 700 career rebounds, eclipsing the mark on January 5 at LSU.

## Who's Hot

- During the last FOUR games, **Ronni Williams** averaged 26.0 points, 7.3 rebounds and converted 80 percent (32-40) from the free throw line.
- in the last THREE games, freshman **Delicia Washington** is averaging 19.7 points and 6.0 rebounds; and continues to lead all SEC freshmen in scoring and steals per game.

## Alma Mater/SEC Coaching Pride

- Seven of the 14 SEC head coaches have a degree from an SEC school, however, Florida's **Amanda Butler** and Tennessee's **Holly Warlick** are the only two SEC head coaches currently at the helm of the program of which they once played.
- Arkansas' Jimmy Dykes returned to coach his alma mater, but naturally didn't play for the women's hoops team.
- Georgia's Joni Taylor played college ball at Alabama.
- Kentucky's Matthew Mitchell is a graduate of Mississippi State.
- LSU's Nikki Fargas starred at Tennessee.
- Mississippi State's Vic Schaefer is a Texas A&M graduate.

## Notes from Florida's Last Game:

- lost to Ole Miss, 84-75 (Feb. 6)**
- Five of Florida's last six games have been decided by single digits including Monday evening's against Ole Miss.
- Ronni Williams** continued her sensational senior season, leading Florida with 21 points – her 11th game this year with 20 or more points in a game, but it wasn't enough for the Gators, who have dropped four of their five Southeastern Conference home games by nine points or less.
- Ole Miss used a 12-0 run early in the second quarter to flip a 22-19 Gator lead into 31-22 Rebel advantage. UM sank three triples during the spree, while Florida turned the ball over twice.
- Ole Miss connected on 10-20 three-pointers; fifth time this year UF has allowed double-digit threes
- Monday was the first and only regular-season game scheduled between Florida and Ole Miss.
- Both of the Gator's SEC wins this year have come on the road.

## Numbers of Note

### <<< POINTS >>>

- 20** points shy is **Dyandria Anderson (380)** of her 400th career point
- 40** points shy is **Ronni Williams (1,335)** of moving into 17th place on UF's all-time scoring list [LaTonya McGhee (1989-93) is No. 17 with 1,374 points]

### <<< REBOUNDS >>>

- 4** rebounds shy is **Tyshara Fleming (296)** of her 300th career rebound
- 14** rebounds shy is **Haley Lorenzen (436)** of her 450th career rebound
- 26** rebounds shy is **Ronni Williams (752)** of moving into 12th place on UF's all-time rebound list [Rhvonja Smith (1989-91) is No. 12 with 777 rebounds]

### <<< ASSISTS >>>

- 2** assists shy is **Ronni Williams (148)** of her 150th career assist

### <<< STEAL >>>

- 1** steal shy is **Haley Lorenzen (74)** of her 75th career steal

### <<< BLOCKS >>>

- 6** blocks shy is **Ronni Williams (94)** of her 100th career block
- 5** blocks shy is **Haley Lorenzen (95)** of her 100th career block

### <<< STREAKS & STUFF >>>

- 56** consecutive games with a 3-pointer (went 0-8 at Texas A&M, Feb. 22, 2015 and snapped a 156-game streak dated back to November 2010)
- 83**-game scoring streak by **Haley Lorenzen** (active team-best streak)

## What a Week for Williams!

During the week of January 24-30, senior **Ronni Williams** had the best two-game statistical week in program history!

In games against Tennessee (L, 84-75) and Vanderbilt (W, 93-73):

- averaged** 37 points with 8.5 rebounds (**31 points vs. Tennessee; 43 vs. Vanderbilt**)
- She hit 58.5 percent of her shots from the floor, while she converted 26-of-30 free throws for an 86.7 percent accuracy mark. None of her field goals were three-pointers.
- In the road win at Vanderbilt, Williams also grabbed a season and game-high 14 rebounds for her sixth double-double of the season (19th of her career), while tying her career-high with four steals (a game-high) and dished a team-high-tying three assists.
- First SEC women's basketball player to drop 40+ Pts and 10+ Reb in a game since 2003
- Williams' offensive outburst in Nashville was the **third highest individual scoring total in program history**, just behind the 45 points from Quientella Bonner on January 22, 1977 and the 44 by Merlakia Jones on January 25, 1995.
- Became just the **sixth Gator with three or more 30-point games in a career**, joining Merlakia Jones (5), DeLisha Milton (4), Tammy Jackson (4), Vanessa Hayden (3) and Brandi McCain (3)
- Williams' 43 points were the **most by an SEC player** in any game this season.

# 2016-17 Gator Women's Basketball

## Associated Press Poll February 6, 2017

1	Connecticut (33)	825
2	Baylor	790
3	Maryland	758
4	<b>Mississippi State</b>	<b>709</b>
5	<b>Florida State</b>	<b>682</b>
6	<b>South Carolina</b>	<b>680</b>
7	Notre Dame	606
8	Stanford	593
9	Oregon State	547
10	Washington	540
11	Texas	489
12	Louisville	458
13	Ohio State	423
14	Duke	407
15	UCLA	341
16	Miami	331
17	<b>NC State</b>	<b>294</b>
18	DePaul	276
19	Oklahoma	237
20	Syracuse	190
21	Michigan	122
22	South Florida	95
23	<b>Arizona State</b>	<b>72</b>
24	<b>Tennessee</b>	<b>67</b>
25	Kansas State	48

**Others receiving votes:** Drake 43, **Texas A&M 22**, Kentucky 14, West Virginia 12, Green Bay 12, Creighton 10, **Temple 9**, California 7, Gonzaga 7, Colorado State 4, **Missouri 4**, Dayton 1

## WBCA/USA Today Coaches' Poll February 7, 2017

1	Connecticut (31)	775
2	Maryland	739
3	<b>Mississippi State</b>	<b>695</b>
4	<b>Florida State</b>	<b>660</b>
5	Baylor	652
6	<b>South Carolina</b>	<b>640</b>
7	Notre Dame	588
8	Washington	533
9	Oregon State	527
10	Texas	503
11	Stanford	428
12	UCLA	425
13	Ohio State	405
14	Louisville	400
15	<b>Duke</b>	<b>375</b>
16	DePaul	280
17	Miami	262
17	NC State	262
19	Syracuse	190
20	Oklahoma	167
21	<b>Arizona State</b>	<b>163</b>
22	Michigan	120
23	South Florida	98
24	California	52
25	<b>Tennessee</b>	<b>36</b>

**Others receiving votes:** West Virginia 22, **Texas A&M 19**, **Temple 14**, **Northwestern 12**, Creighton 10, Green Bay 10, Drake 5, Kansas State 4, Little Rock 3, Tulane 1

## Florida Week-by-Week in the 2016-17 National Polls

Week	WBCA/USA Today	
	AP	Coaches
Preseason	20 (8/12)	24 (7/12)
Nov. 14	19 (8/12)	23 (7/12)
Nov. 16	16 (6/10)	20 (7/11)
Nov. 21	16 (6/10)	20 (7/11)
Nov. 28	19 (7/10)	23 (7/10)
Dec. 5	23 (4/10)	25 (5/8)
Dec. 12	rv (5/9)	rv (5/8)
Dec. 19	rv (5/11)	rv (5/9)
Dec. 26	- (5/10)	- (5/10)
Jan. 2	- (5/9)	- (4/8)
Jan. 9	- (4/9)	- (4/9)
Jan. 16	- (5/9)	- (4/8)
Jan. 23	- (4/9)	- (4/8)
Jan. 30	- (5/9)	- (5/9)
Feb. 6	- (6/10)	- (6/9)

(opponents in Top-25/total receiving votes)  
**BOLDFACE** indicates 2016-17 opponent

### Florida in the National Rankings

- All-time weeks in AP poll: **145**
- Highest AP ranking: 5, Nov. 24, 1997
- Highest Coaches' ranking: 5, 11/25/1997
- First AP ranking: 19, Dec. 26, 1983
- Last AP rank (prior to this season): 25, final 2015-16 poll
- Last Coaches' rank (prior to this season): 24, March 14, 2016

- Five of Florida's last six games have been decided by single digits.
- Florida is 2-7 in games decided by 10 points or less this season, including 1-5 in SEC games.
- The home court has not been friendly to the hosts in the UF-UM series recently, as the Gators have now lost four of the last five at home to Ole Miss, but have won the last six games played in Oxford.

### Twice the Fun

- During the 2016-17 season's 16-game SEC schedule, the Gators will play Georgia (their 'permanent' rival), Tennessee and Texas A&M twice.

### Class Act vs. Georgia

- The January 22 win at Georgia marked UF's sixth win ever against the Lady Bulldogs in Athens.
- Ronni Williams** – UF's lone four-year senior – and the current junior class of **Dyandria Anderson**, **Brooke Copeland** and **Haley Lorenzen** became the only Gators in program history to have defeated Georgia twice in Athens during their career.

### Opened with 9 ... Then had 10 ... Back to 9 ... Down to 8

- The Gators opened the season with a 12-player roster, however just nine suited up for the first four games of the 2016-17 campaign.
- During the fifth game (at Northwestern, Nov. 25), freshman **Sydney Morang** suited up and played three minutes. Morang had not played prior to this due to concussion symptoms. After undergoing months of testing and observation, she was cleared by physicians to finally play in a game.

- Testing showed that freshman **Elif Portakal** broke a bone in her foot and was ruled out of game action beginning Dec. 8 at Florida State. She missed 10 games and returned to the court Jan. 22 at Georgia. Her return marked **nine players** ready for action!
- In the days following the FSU game, then-leading scorer **Eleanna Christinaki** parted ways with the team, leaving the Gators with eight players for their Dec. 11 game against N.C. A&T.
- Senior **Simone Westbrook**, a member of the 2016 SEC All-Defensive Team, tore her ACL in August and will miss the season.
- Junior **Funda Nakkasoglu** joined the Gators from Utah State and must sit out the year per NCAA rules for transfers.

### Gripping Gators

- Get the Pepto ready if you're a fan of the Gators! Over the previous three-plus seasons, the team has played a **combined 54 games** decided by 10 points or less, with a **28-26 record**
- In 2016-17, the Gators are **2-7** in games decided 10 points or less (**1-5 SEC**).
- In 2015-16, Florida was **11-4** in games decided by **10 points or less, including 7-2 in SEC games**
- 2014-15: 14 of UF's 30 games (**5-9 record**)
- 2013-14: 17 games decided by 10 points or less (10-7 record).

### The 2015-16 Quarterly Report

- Florida outscored or tied its opponent in **21 of 31 third quarters**
- The Gators won or tied the **fourth quarter** in **20 of 31 games**
- When UF led entering the fourth quarter,

the Gators won every game except once - versus Albany in the NCAA First Round.

### The 2016-17 Quarterly Report

- Florida has outscored its opponent in 42 of 92 quarters played this year (FIVE tied quarters):
- First Quarter: 10-13
- Second Quarter: 9-11-3
- Third Quarter: 12-9-2
- Fourth Quarter: 16-7

### Worth the Wait!

- After 8,799 round-trip miles traveled via 13 bus trips, seven airplane flights, 11 different hotels and 12 games played over a 48-day span, the Gators finally played a home game!
- Florida played host to and defeated Southeastern Louisiana on December 28, 102-51, after patiently waiting for the \$64.5 million renovations to be completed on the newly renamed Exactech Arena at the Stephen C. O'Connell Center.

### Welcome Back

- Freshman **Elif Portakal** had been sidelined with an injury and missed the last 10 games prior to entering the January 22 contest against Georgia at the 5:13 mark of

### Work, Work, Work, Work, Work!

Year-by-Year improvements by **Ronni Williams**:

Year	Scoring	Rebounding	FT%	FG%
Freshman	8.1	5.5	55.2%	49.6%
Sophomore	10.3*	5.5	66.7%	42.4%
Junior	11.1*	7.8*	69.0%	51.8%
<b>Senior</b>	<b>19.0*</b>	<b>7.7*</b>	<b>77.0%*</b>	<b>55.8%*</b>

\*team leader



## 2016-17 Gator Women's Basketball

the second quarter.

- She needed just nine seconds to make her presence felt, finding her way to the free throw line where she made her first attempt and finished the half with three points.
- She is UF's only true point guard on the roster without a season-ending injury.

### Orange You Glad We Didn't Say Road Game Again?

- To celebrate their first home game of the year, as well as the completion of their 12-game season-opening road trip, the Gators wore special orange uniforms
- The last time the Gators wore orange uniforms was during the 2007-08 season, when the team logged a 5-1 record (4-0 at home, 1-0 away, 0-1 neutral site).
- The last home game the Gators wore orange uniforms was back on December 28, 2007, when Florida defeated Holy Cross, 66-52.

### On the Road Again and again and again

- Florida played its **first 12 games on the road** due to the **\$64.5 million renovation** of the Exactech Arena at the O'Connell Center, which was completed in mid-December.
- During the season-opening road swing, the Gators will have traveled a total of **8,799 miles** without leaving the contiguous United States or playing in the Pacific Time Zone before playing host to Southeastern Louisiana in their home opener.

### Planes, Trains and Automobiles

- **Tabulating the round trip mileage** before the Gators play their first home game of the season:
  - Nov. 11 in Jacksonville = 144 miles
  - Nov. 14 in Chattanooga, TN = 904 miles
  - Nov. 19 in Ocala = 76 miles
  - Nov. 22 to Nov. 25 from Jonesboro, Ark. (786), to Memphis, Tenn. (71), to Evanston, Ill. (551) 1,408 + 1,071 = 2,479 miles
  - Nov. 30 in Ocala = 76 miles
  - Dec. 3-4 in Tempe, Ariz. = 4,060 miles
  - Dec. 8 in Tallahassee = 312 miles
  - Dec. 11 in Panama City = 510 miles
  - Dec. 20-21 in Winter Park = 238 miles
  - **TOTAL MILES TRAVELED: 8,799**

### Williams Joins 1,000-Point Club

- **Ronni Williams** scored her 1,000th career point during the Dec. 3 game against Long Beach State with an offensive rebound put-back with 5:50 remaining in the second quarter that tied the game at 17.
- She entered the game with 994 career points, six shy of the 1,000-point milestone.
- Williams was playing in the 99th game of her career.
- The last Gator to top the plateau was Kayla Lewis (2010-12, 2013-15), who did so on Feb. 8, 2015 against Tennessee. Lewis ended her career with 1,063 points.
- Williams becomes the 24th Gator to score 1,000-plus points.

### Final Four in Florida

- Florida's final four games of its season-opening 12-game road trip came within the borders of the Sunshine State.
- The final game of the adventure was De-

cember 21 against Florida A&M.

### A Familiar Road Game for Two Freshmen

- Freshmen **Sydney Searcy** and **Delicia Washington** made their respective collegiate debuts just a few miles from their hometown!
- Searcy is from Ponte Vedra Beach - 23 miles from Jacksonville - and played her prep ball at Nease HS and was three-time first-team All-State, Class 6A
- Washington is from Glen St. Mary - approximately 33 miles from Jacksonville - and was two-time first-team All-State, Class 5A

### Hometown Hero Returns

- Junior **Brooke Copeland** received the opportunity to play in front of a number of familiar faces when the Gators met Chattanooga on Mon., Nov. 14.
- Copeland is a native of nearby Cleveland, Tenn., located approximately 30 miles from Chattanooga.

### First-Time Florida Foes

- There are five teams on UF's schedule that the Gators played for the first time.
- The other first-time foes: Chattanooga, Northwestern, Wofford, North Carolina A&T and Southeastern Louisiana.
- The Gators were 4-1 against those teams this year.

### First Degree

- There are six upperclassmen (juniors and seniors) on the roster, with several closing in on their respective bachelor's degrees (PROJECTED graduation semesters):
- **Ronni Williams** - Telecommunications – Media & Society (May 2017)
- **Tyshara Fleming** - African American Studies (Summer 2017)
- **Haley Lorenzen** - Event Management (Summer 2017)
- **Brooke Copeland** - Telecommunication-Production (Fall 2017)
- **Dyandria Anderson** - Telecommunication-News (Spring 2018)
- **Simone Westbrook** - African American Studies (Spring 2018)

### The Gators as a Ranked Team

- The Gators sport a 163-86 all-time record when playing as a ranked team.
- UF is just 9-21 when playing as a ranked team against another ranked team and playing on its opponent's home court.
- UF is 47-42 (3-3 this year) when playing as a ranked team on the road.

### First Timers

- Of the 11 Gators on the current 2016-17 roster, five come from six different states and from three different countries - with five total being the first Gator ever from their state or country:
- **Haley Lorenzen** is the first Gator from **Iowa**
- **Tyshara Fleming** is the first from **Virginia**
- **Simone Westbrook** is the first from **Arizona**
- **Funda Nakkasoglu** is the first from **Australia**
- **Elif Portakal** is the first from **Turkey**

## Florida's Record by Game Location (State & Territories)

(entering game vs. ARKANSAS)

State/U.S. Territory	Win	Loss
Alabama	19	33
Alaska	0	0
Arizona	2	3
Arkansas	12	9
California	5	8
Colorado	3	2
Connecticut	2	2
Delaware	0	0
District of Columbia	2	1
<b>Florida</b>	<b>490</b>	<b>238</b> <<<<
Georgia	19	58
Hawaii	2	1
Idaho	1	1
Illinois	3	5
Indiana	2	2
Iowa	0	1
Kansas	0	0
Kentucky	11	17
Louisiana	6	20
Maine	4	0
Maryland	0	0
Massachusetts	4	0
Michigan	1	1
Minnesota	0	0
Mississippi	23	27
Missouri	0	3
Montana	2	0
Nebraska	0	1
Nevada	3	2
New Hampshire	0	0
New Jersey	6	2
New Mexico	3	1
New York	3	2
North Carolina	6	6
North Dakota	0	0
Ohio	4	2
Oklahoma	1	0
Oregon	0	1
Pennsylvania	7	7
Rhode Island	3	1
South Carolina	13	9
South Dakota	0	0
Tennessee	28	59
Texas	9	9
Utah	0	2
Vermont	0	0
Virgin Islands	0	2
Virginia	8	9
Washington	0	0
West Virginia	2	0
Wisconsin	4	1
Wyoming	0	0
Bahamas	4	2

### Gators All-Time in the Preseason Top-25 National Rankings

- While Florida has received votes in national preseason polls multiple times in the program's history, this is just the seventh time in the top-25 at the beginning of the year since the 2001-02 season, when the team began the campaign No. 12 in the USA Today ranking and No. 13 in the Associated Press poll.
- 1994-95: No. 14 in AP; No. 14 in USA Today
- 1995-96: receiving votes in AP; No. 23 in USA Today
- 1996-97: No. 21 AP; No. 21 in USA Today
- 1997-98: No. 9 AP; No. 8 in USA Today
- 1998-99: No. 22 AP; No. 20 in USA Today
- 2001-02: No. 13 AP; No. 12 in USA Today
- 2016-17: No. 20 AP; No. 24 in USA Today

**2016-17 Highlights TEAM**

- Completed 10 road wins
- Defeated Vanderbilt in Nashville (January 30) for just the ninth time in program history
- Defeated Georgia in Athens (January 22) for just the sixth time in program history
- Recorded 30 assists vs. Long Beach State (Dec. 3) - most since 30 vs. Stetson on Nov. 27, 2005
- Blocked 10 shots vs. Long Beach State (Dec. 3) - 11th time in program history with 10 or more
- Halted Arkansas State's 25-game home winning streak which had been the fourth-longest active streak in the country
- Ranked No. 16 in the AP Poll (Nov. 16), highest ranking since Feb. 19, 2002 (#16)
- 52-point win vs. South Alabama (Nov. 11) tied for the largest season-opening victory in program history
- Held South Alabama (Nov. 11) to third-lowest field goal percentage by an opponent in program history (19.6%)

**INDIVIDUAL**

**Brooke Copeland**

- Nominee for the 2017 Allstate WBCA Good Works Team

**Delicia Washington**

- SEC Freshman of the Week (awarded Nov. 22)
- First true freshman to start a season-opener since 2012-13 season

**Ronni Williams**

- SEC Player of the Week (Jan. 24-30)
- 43 points, 14 rebounds at Vanderbilt - first SEC women's basketball player to drop 40+ Pts and 10+ Reb in a game since 2003
- Career-high 43 points vs. Vanderbilt (January 30) was the third-most in a game in program history (45 pts by Quientella Bonner vs. UT Chattanooga (1/22/77); 44 by Merlakia Jones vs. Texas (1/25/95))
- Became just the sixth Gator with three or more 30-point games in a career
- Became just the eighth Gator to have multiple 30-point games in a career (31 vs. Tennessee, Jan. 26)
- One of 30 Candidates for the Senior CLASS Award
- Collected 700th career rebound (at LSU Jan. 5, 2017) - 15th Gator
- Florida Sunshine Classic All-Tournament Team
- Arizona State Classic All-Tournament Team
- Scored 1,000th career point (vs. Long Beach State, Dec. 3, 2016) - 24th Gator
- Member of the SEC Women's Basketball Leadership Council, which provides student-athletes with additional opportunities to engage with campus leaders and Conference office staff

**University of Florida Quick Facts General Information**

Location: ..... Gainesville, Florida  
 Est. Population: ..... 124,491  
 Founded: ..... 1853  
 Enrollment: ..... 49,785  
 Nickname: ..... Gators  
 Colors: ..... Orange & Blue (PMS 172 & 287)  
 Conference: ..... Southeastern (SEC)  
 Home Court: ..... Exactech Arena at the ..... Stephen C. O'Connell Center  
 Capacity: ..... 10,151  
 Press Row Phone: ..... 352-367-1801  
 President: ..... Dr. W. Kent Fuchs (Duke '77)  
 Athletics Director: ..... Scott Stricklin (Miss. State '92)  
 Executive Assoc. AD: ..... Lynda Tealer (San Diego)  
 Office: ..... 352-375-4683  
 Faculty Rep: ..... Dr. Michael Sagas (Utah)  
 Ticket Office: ..... 352-375-4683, ext. 6800  
 Athletic Web Pages: ..... FloridaGators.com  
 Sports Offered (21): .....  
 Baseball, Basketball (M&W), Football, Cross Country (M&W), Golf (M&W), Gymnastics (W), Lacrosse (W), Soccer (W), Softball, Swimming & Diving (M&W), Tennis (M&W), Indoor/Outdoor Track & Field (M&W), Volleyball (W)

**2016-17 Coaching Staff**

Head Coach: ..... Amanda Butler  
 Asst. Coaches: ..... Bill Ferrara, ..... Shimmy Gray-Miller, Murriel Page  
 Dir. of Basketball Operations: ..... Serena Wilson

**2016-17 Team Information**

*(at the start of the season)*  
 Letterwinners Return/Lost from 2015-16: ..... 7 / 6  
 Starters Returning/Lost from 2015-16: ..... 3 / 2  
 Eligible Newcomers / Total Newcomers: ..... 4 / 5  
 Eligible SR/JR/SO/FR: ..... 3 / 3 / 1 / 4

**2015-16 Season Review**

Overall Record: ..... 22-9  
 SEC Record (finish): ..... 10-6 (T-4)  
 Postseason: ..... NCAA Tournament, No. 5 Seed  
 SEC Tournament: ..... 0-1 (quarterfinals)

**Florida Communications**

W-Basketball Contact: ..... Kathy Cafazzo  
 Email: ..... KathyC@gators.ufl.edu  
 Office Phone: ..... 352-375-4683, ext. 6133  
 Cell: ..... 352-316-4575  
 FAX: ..... 352-375-4809  
 Web Site: ..... FloridaGators.com  
 Twitter: ..... @GatorsWBK, @CoachButlerUF  
 Facebook: ..... www.facebook.com/GatorsWBK  
 Instagram: ..... GatorsWBK  
 USPS Mailing Address: UAA Communications  
 ..... PO Box 14485  
 ..... Gainesville, FL 32604  
 Overnight Mailing Address: .....  
 ..... UAA, Ben Hill Griffin Stadium  
 ..... 121 Gale Lemerand Dr., G'ville, FL 32611

2016-17

**SEC Preseason Coaches' Poll**

**Order of Finish**

1. South Carolina
2. Mississippi State
3. Tennessee
- 4. Florida**
5. Kentucky
6. Auburn
7. Missouri
8. Texas A&M
9. Vanderbilt
10. Arkansas
11. LSU
12. Georgia
13. Alabama
14. Ole Miss

**Player of the Year**

A'ja Wilson, South Carolina

**First Team All-SEC**

Jessica Jackson, Arkansas  
**Ronni Williams, Florida**  
 Makayla Epps, Kentucky  
 Victoria Vivians, Mississippi State  
 Sophie Cunningham, Missouri  
 A'ja Wilson, South Carolina  
 Alaina Coates, South Carolina  
 Diamond DeShields, Tennessee

**Second Team All-SEC**

Brandy Montgomery, Auburn  
**Eleana Christinaki, Florida**  
 Shandricka Sessom, Ole Miss  
 Dominique Dillingham, Mississippi State  
 Morgan William, Mississippi State  
 Mercedes Russell, Tennessee  
 Marqu'es Webb, Vanderbilt

<<<<>>>>

**SEC Preseason Media Poll**

**Order of Finish**

1. South Carolina
2. Mississippi State
3. Tennessee
4. Kentucky
- 5. Florida**
6. Texas A&M
7. Auburn
8. Missouri
9. Vanderbilt
10. Georgia
11. Arkansas
12. LSU
13. Alabama
14. Ole Miss

**Player of the Year**

A'ja Wilson, South Carolina

**Preseason All-SEC**

Makayla Epps, Kentucky  
 Victoria Vivians, Mississippi State  
 Alaina Coates, South Carolina  
 A'ja Wilson, South Carolina  
 Diamond DeShields, Tennessee



# Baby Gators - a.k.a. Florida's Signing Class

A complete group of five prep stars have officially signed a National Letter of Intent during the early period play basketball at the University of Florida.

A player who can excel at each of the five positions on the basketball court comprise the 2016-17 Signing Class:

- **Mikayla Hayes** (6-2, Forward, Brooklyn Park, Minnesota/Park Center HS) [name pronunciation: mih-KAY-la]
- **Tameria Johnson** (5-6, Point Guard, Ocala, Florida/West Port HS) [name pronunciation: tah-MAIR-ee-uh]
- **Karissa McLaughlin** (5-8, Guard, Ft. Wayne, Indiana/Homestead HS)
- **Priscilla Smeenge** (6-0, Forward, Celebration, Florida/Celebration HS) [name pronunciation: SMEENG]
- **Jalaysha Thomas** (6-2, Forward, Ocala, Florida/West Port HS) [name pronunciation: jah-LAY-shu]

## Head Coach Amanda Butler on the Five:

"This is a very complete group on and off the floor. They all bring something special that is going to give them a chance to make an immediate impact on our team. Each individual meets a need and reinforces our team culture in her own unique way. Our TLC factor went up today. I love who each and every one of them are. Our future is extremely bright!"

## Mikayla Hayes (6-2, Forward, Brooklyn Park, Minnesota/ Park Center HS)

[name pronunciation: mih-KAY-la]

- Senior Year (2016-17): nominee for 2017 McDonald's All American Game ... collected 1,000th career rebound
- Junior Year (2015-16): averaged 12.4 points, 10.2 rebounds and 3.8 blocks ... Career high 21 rebounds ... Career high 9 blocked shots ... Reached career milestones of 700 points & 300 rebounds in the same game ... Team Record and accomplishments: 22-8, NWSC Conference Champions, Section 5AAAA Champions ... Individual Recognition: Class AAAA Honorable Mention All-State NWSC All-Conference Star Tribune Preseason All-Metro
- Sophomore Year (2014-15): averaged 15.0 points, 9.0 rebounds, 3.8 blocks ... Led Park Center to the Class 3A state championship her sophomore year, when she scored a team-high 13 points in a 52-45 win against Marshall ... scored career high 29 points ... Team Record and accomplishments: 25-7, NWSC Conference Champs, Section 4AAA Champs, AAA State Champs ... Individual Recognition: Well Fargo State All-Tournament Team, AAA State Championship Player of the Game, Class AAA All-State, NWSC All-Conference, USA Today/American Family Insurance All Twin Cities Star Tribune Player of the Week
- Freshman Year (2013-14): averaged 10.3 points, 8.2 rebounds, 3.5 blocks ... key component in the Pirate's 73-71 triple-overtime win in the 2014 state title game and named to the All-Tournament Team ... Team Record and accomplishments: 26-5, Section 4AAA Champs, AAA State Champs ... Individual Recognition: Wells Fargo State All-Tournament Team, Star Tribune Player of the Week, Hardware Hank Athlete of the Week, NWSC Honorable Mention All-Conference ... 5 State Hoops AAU Player of the Year
- AAU/Travel Team: North Tartan Girls EYBL where she was coached by Gerard Coury and Greg Dietal
- Coach Butler on Hayes: "Mikayla Hayes will add a tremendous amount of size and improve our post presence. She's a great shot blocker and has surprising face-the-basket skills for her size. She is an all-around great person and is a fantastic fit to our program and our university."

## Tameria Johnson (5-6, Point Guard, Ocala, Florida/West Port HS)

[name pronunciation: tah-MARE-ee-uh]

### On the Court:

- 2016-17 updates: scored career-best 46 points with 10 rebounds and five steals in a game against East River (Jan. 20, 2017) ... 2017 McDonald's All American Game Nominee
- Junior Year (2015-16): 12.8 points and a county-best 7.0 steals ... Team Record and accomplishments: 20-9 – Regional Semifinals ... Individual Recognition: 2016 All-County First Team
- Sophomore Year (2014-15): averaged 9.9 points, 4.8 steals and led the county with 4.3 assists ... Team Record and accomplishments: 22-5 ... Individual Recognition: Ocala Star-Banner First Team, 2015 FABC/Source Hoops Girls All-State Team Class 8A Honorable Mention
- Freshman Year (2013-14): attended and played at Potter's House Christian Academy in Jacksonville
- Worth Noting: Played prep ball at West Port with fellow Gator signee Jalaysha Thomas, who also happens to be her cousin.
- History: Thomas and Johnson are the first female athletes from West Port HS to sign NCAA Division I scholarship papers.
- When She Became a Gator: verbally committed while standing on the sideline of the Gator football game against Ole Miss on October 3, 2015
- Coach Butler on Johnson: "Tameria is a dynamic and spirited point guard. I don't think there is another point guard like her in the 2017 class. She has a fearless spirit, very aggressive with the ball in her hands and very excited to be a Gator. I love her competitiveness."

## Karissa McLaughlin (5-8, Guard, Ft. Wayne, Indiana/Homestead HS)

- Individual Career Highlights: 1,808 career points entering her senior season are also a school record ... School Record for Free Throw Percentage: 92% ... School Record Holder for Points in a Game: 39 ... School Record Holder for Points in a Season: 721 (entering senior year) Homestead HS Highlights with McLaughlin: 75-8 overall record ... 3 Sectional Championships ... 2 Regional Championships ... 1 Semi-State Championship ... 3 Conference Championships
- Senior Year (2016-17): set Homestead HS girls scoring record with 40 points vs. North Side, when she nailed 12-of-14 three-pointers (Jan. 20, 2017) ... 2017 McDonald's All American Game Nominee
- Junior Year (2015-16): averaged 24.9 points (721 total), 5.0 rebounds, 3.2 assists and 2.7 steals ... Team Record and accomplishments: 26-3 – Regional Champions, Summit Athletic Conference Regular Season Champions, Summit Athletic Holiday Tournament Champions ... Individual Recognition: Indiana Junior All-Star Core Team, Indiana All-State Supreme 15 Underclassmen, WPTA 21 Alive/Parkview Sports Medicine Player of the Year (NE Indiana), News Sentinel Player of the Year, Journal Gazette News Player of the Year, Summit Athletic Conference: Tiffany Gooden Award Winner – Given to the best basketball player (boys and girls combined) in the SAC, ICGSA (Indiana Coaches of Girls Sports Association) First Team

## All-State, Summit Athletic Conference First Team

- Sophomore Year (2014-15): averaged 23.1 points (671 total), 4.1 rebounds, 3.0 assists and 2.0 steals ... Team Record and accomplishments: 26-3 - Semi-State Champions (State Runner-Up), Northeast Hoosier Conference Champions ... Individual Recognition: Indiana All-State Supreme 15 Underclassmen, ICGSA (Indiana Coaches of Girls Sports Association) First Team All-State, Northeast Hoosier Conference First Team, WPTA 21 Alive/Parkview Sports Medicine Player of the Year Finalist, News Sentinel First Team All-Area Team, Journal Gazette News First Team All-Area, WPTA 21 Alive Player of the Week
- Freshman Year (2013-14): averaged 16.6 points (416 total), 3.5 rebounds, 2.2 assists and 2.0 steals ... Team Record and accomplishments: 23-2 - Sectional Champions, Northeast Hoosier Conference Champions ... Individual Recognition: Indiana All-State Honorable Mention, Northeast Hoosier Conference First Team, News Sentinel First Team All-Area Team, Journal Gazette News First Team All-Area, WPTA 21 Alive Player of the Week
- Getting Them Ready: member of the Indiana Junior All-Star Core Group; plays two games against the Indiana Junior All-Star Team that helps prep for the big Indiana vs. Kentucky series
- AAU/Travel Team: Spiece Indy Gym Rats Silver – NIKE EYBL – the 2015 Nike EYBL National Runner-Up; coached by Danny Riego
- Coach Butler on McLaughlin: "Karissa is the best shooter in the 2017 class. She's also used to competing for championships. She's very well-rounded and will bring a winner's mentality to every day."

## Priscilla Smeenge (6-0, Forward, Celebration, Florida/Celebration HS)

[name pronunciation: SMEENGE]

- Attended and played at Southlake Carroll High School in Texas, before her family moved at the end of the 2016 school year to Florida where she is concluding her prep career at Celebration (FL) High School
- Of Note: Father is Joel Smeenge, the current head football coach of Celebration High School and an 11-year NFL defense end, who played with the New Orleans Saints and Jacksonville Jaguars
- On the Court at Celebration (FL) High School
- Senior Year (2016-17): nominee for 2017 McDonald's All American Game
- On the Court at Southlake Carroll (TX) High School:
- Career Honors: First Team All-District 2014, '15, '16 ... Second Team All-State 2016 ... Academic All-District 2014, '15, '16 ... Team Captain (junior year 2015-2016) ... Led team in scoring in rebounding during the 2015-16 season ... 2015 District Newcomer of the Year
- Junior Year (2015-16): averaged 14.5 points, 7.4 rebounds, 2.7 assists and 2.7 steals
- Sophomore Year (2014-15): averaged 13.8 points, 5.0 rebounds, 1.5 assists and 2.5 steals
- Freshman Year (2013-14): averaged 6.3 points, 4.0 rebounds, 1.1 assists and 1.3 steals
- Coach of Note: Teri Morrison (Southlake Carroll)
- AAU/Travel Team: Cy-Fair coached by Jason Wallen and Earl Allen
- Onto the Track: ran track her freshman year (200 meters, 400 meters, 4x200 relay) and plans to participate again her senior season
- Runs in the Family: Her father Joel Smeenge played 11 seasons in the NFL (1990-2000) - played college football at Western Michigan University ... cousin, Isaac Nauta, is currently a freshman tight end at the University of Georgia
- Coach Butler on Smeenge: "Priscilla is extremely athletic and versatile. She can shoot the ball and play multiple positions. She is going to fit perfectly into our style or running, pressing and playing tone-setting basketball. She's a tremendous young lady, on and off the court and I'm thrilled to coach her."

## Jalaysha Thomas (6-2, Forward, Ocala, Florida/West Port HS)

[name pronunciation: jah-LAY-shu]

- On the Court:
- Senior Year (2016-17): scored her 1,000th career point during win vs. Forest (Jan. 9, 2017) ... nominee for 2017 McDonald's All American Game
- Junior Year (2015-16): averaged 16.0 points and a county-best 17.7 rebounds ... Team Record and accomplishments: 20-9 – Regional Semifinals ... Individual Recognition: 2016 Ocala Star-Banner Player of the Year
- Sophomore Year (2014-15): averaged 13.6 points, 6.4 rebounds ... led the county with 60 blocked shots ... Team Record and accomplishments: 22-5 ... Individual Recognition: Ocala Star-Banner First Team, 2015 FABC/Source Hoops Girls All-State Second Team Class 8A
- Freshman Year (2013-14): attended and played at Potter's House Christian Academy in Jacksonville
- Worth Noting: Played prep ball at West Port with fellow Gator signee Tameria Johnson, who also happens to be her cousin.
- History: Thomas and Johnson are the first female athletes from West Port HS to sign NCAA Division I scholarship papers.
- AAU/Travel Team: FGB
- When She Became a Gator: verbally committed while standing on the sideline of the Gator football game against Ole Miss on October 3, 2015
- Coach Butler on Thomas: "Jalaysha is one of those players that every team needs. She's solid, catches every pass. She can impact the game a lot of ways. She is going to be a player who will contribute in a lot of different lineups, and will also fortify our post play. I'm excited about all the ways she makes us better."

# 2016-17 Gator Women's Basketball



## Head Coach Amanda Butler

**Amanda Butler at a Glance**

**Personal**

**Full Name:** Amanda Kay Butler

**Hometown:** Mt. Juliet, Tenn.

**Born:** March 6, 1972

**Education**

**College:** University of Florida (B.S. in Exercise and Sport Sciences, 1995; Master of Exercise and Sport Sciences, 1997)

**High School:** Mt. Juliet H.S. (1990 graduate)

## Butler's Head Coaching Record

Year	School	Record	Conference	Home	Postseason
2005-06	Charlotte	21-9	13-3 (T-1st)	13-2	WNIT; A-10 Co-Champs
2006-07	Charlotte	19-13	9-5 (4th)	13-2	WNIT Second Round
2007-08	Florida	19-14	6-8 (T-7th)	14-5	WNIT Round of 16
2008-09	Florida	24-8	9-5 (T-4th)	14-1	NCAA Second Round
2009-10	Florida	15-17	7-9 (T-7th)	10-7	WNIT Second Round
2010-11	Florida	20-15	7-9 (8th)	12-4	WNIT Round of 16
2011-12	Florida	20-13	8-8 (8th)	13-3	NCAA Second Round
2012-13	Florida	22-15	6-10 (T-8th)	11-5	WNIT Semifinals
2013-14	Florida	20-13	8-8 (5th)	12-4	NCAA Second Round
2014-15	Florida	13-17	5-11 (T-11)	8-9	--
2015-16	Florida	22-9	10-6 (T-4th)	13-2	NCAA First Round
<b>2016-17</b>	<b>Florida</b>	<b>11-12</b>	<b>2-8</b>	<b>1-5</b>	<b>TBA</b>
<b>Total (12th Year)</b>		<b>226-155</b>	<b>90-90</b>	<b>135-49</b>	<b>10 Postseason Berths</b>
<b>at Florida (10th Yr)</b>		<b>186-133</b>	<b>68-82</b>	<b>108-45</b>	<b>8 Postseason Berths</b>
<b>at Charlotte (2)</b>		<b>40-22</b>	<b>26-9</b>	<b>26-5</b>	<b>2 Postseason Berths</b>

### Individual Gator Accolades Under Butler

\*All-SEC Selections: 9 athletes

\*All-SEC Freshman Team Honorees: 6 athletes

\*SEC Academic Honor Roll: 21 athletes, 38 honors

\*SEC Freshman Academic Honor Roll: 6 athletes

\*Additional Awards Achieved: SEC 6th Woman of the Year, SEC All-Defensive Team (2)

### Butler's Playing Experience

**College:** Univ. of Florida, Four-year starting guard (1990-94)

1993 & 1994 NCAA Berths were first two in program history



**Asst. Coach  
Bill Ferrara**



**Asst. Coach  
Shimmy Gray-Miller**



**Asst. Coach  
Murriel Page**

## Coach Butler All-Time Series' Records

	Overall (at UF)	Home	Away	Neutral
Alabama A&M	1-0 (1-0)	1-0 (1-0)	0-0	0-0
Alabama Birmingham (UAB)	2-0 (2-0)	1-0 (1-0)	1-0 (1-0)	0-0
Alabama State	1-0 (1-0)	1-0 (1-0)	0-0	0-0
Alabama	9-3 (9-3)	6-1 (6-1)	3-2 (3-2)	0-0
Albany	0-1 (0-1)	0-0	0-0	1-0 (0-1)
Appalachian State	1-0	1-0	0-0	0-0
Arizona State	1-2 (1-2)	0-0	0-1 (0-1)	1-1 (1-1)
Arkansas State	3-0 (2-0)	2-0 (1-0)	2-0 (1-0)	0-0
>>> Arkansas	11-3 (10-3)	5-1 (5-1)	4-2 (4-2)	2-0 (2-0)
Auburn	8-6 (8-6)	5-1 (5-1)	2-3 (2-3)	1-2 (1-2)
Ball State	1-1 (1-0)	0-0	0-0	1-1 (1-0)
Baylor	0-1 (0-1)	0-0	0-0	0-1 (0-1)
Belmont	1-0 (1-0)	0-0	0-0	0-0
Bethune-Cookman	1-0 (1-0)	0-0	0-0	0-0
Brown	0-1 (0-1)	0-0	0-1 (0-1)	0-0
Central Florida (UCF)	2-0 (2-0)	1-0 (1-0)	0-0	1-0 (1-0)
Central Michigan	1-0 (1-0)	1-0 (1-0)	0-0	0-0
Charleston Southern	2-0 (2-0)	2-0 (2-0)	0-0	0-0
Charlotte	3-1 (3-1)	1-0 (1-0)	1-1 (1-1)	1-0 (1-0)
Chattanooga	1-0 (1-0)	0-0	1-0 (1-0)	0-0
Clemson	1-0	0-0	1-0	0-0
Colorado	1-1 (1-0)	0-0	1-1 (1-0)	0-0
Connecticut	0-1 (0-1)	0-0	0-1 (0-1)	0-0
Coppin State	1-0 (1-0)	1-0 (1-0)	0-0	0-0
Davidson	1-1	1-0	0-1	0-0
Dayton	3-0 (1-0)	1-0	1-0	1-0 (1-0)
DePaul	0-1 (0-1)	0-0	0-1 (0-1)	0-0
Drexel	0-1 (0-1)	0-0	0-1 (0-1)	0-0
Duquesne	3-1 (1-0)	2-0 (1-0)	1-0	0-1
Eastern Washington	0-1 (0-1)	0-1 (0-1)	0-0	0-0
Fairfield	1-0 (1-0)	1-0 (1-0)	0-0	0-0
Florida A&M	3-1 (3-1)	2-1 (2-1)	0-0	1-0 (1-0)
Florida Gulf Coast	3-1 (3-1)	2-0 (2-0)	1-1 (1-1)	0-0
Florida International	3-0 (3-0)	1-0 (1-0)	2-0 (2-0)	0-0
Florida State	3-7 (3-7)	2-3 (2-3)	1-4 (1-4)	0-0
Florida	0-1	0-1	0-0	0-0
Fordham	2-0	1-0	1-0	0-0
George Washington	0-2	0-1	0-1	0-0
Georgetown	2-0 (2-0)	1-0 (1-0)	1-0 (1-0)	0-0
Georgia State	1-0 (1-0)	1-0 (1-0)	0-0	0-0
Georgia	6-13 (6-13)	4-5 (4-5)	2-8 (2-8)	0-0
Hampton	1-1 (1-1)	1-0 (1-0)	0-1 (0-1)	0-0
Harvard	1-0 (1-0)	1-0 (1-0)	0-0	0-0
High Point	1-1 (0-1)	1-1 (0-1)	0-0	0-0
Holy Cross	2-0 (2-0)	2-0 (2-0)	0-0	0-0
Houston	2-0	1-0	1-0	0-0
Indiana	0-1 (0-1)	0-0	0-0	0-1 (0-1)
Illinois State	0-1 (0-1)	0-0	0-0	0-1 (0-1)
Jacksonville	3-1 (3-1)	3-0 (3-0)	0-1 (0-1)	0-0
James Madison	2-0 (1-0)	1-0	1-0 (1-0)	0-0
Kennesaw State	2-0 (2-0)	1-0 (1-0)	1-0 (1-0)	0-0
Kentucky	4-10 (4-9)	3-2 (3-2)	1-5 (1-5)	0-3 (0-3)
La Salle	3-1 (2-0)	1-0	1-1 (1-0)	1-0 (1-0)
Long Beach State	1-0 (1-0)	0-0	0-0	1-0 (1-0)
Longwood	1-0 (1-0)	1-0 (1-0)	0-0	0-0
Louisville	0-1 (0-1)	0-0	0-1 (0-1)	0-0
Loyola Marymount	1-0	0-0	1-0	0-0
LSU	5-7 (4-7)	3-3 (3-3)	2-4 (2-4)	0-0
Maryland, BC (UMBC)	1-0 (1-0)	1-0 (1-0)	0-0	0-0
Massachusetts	2-0	1-0	1-0	0-0
Miami (FL)	0-1 (0-1)	0-0	0-1 (0-1)	0-0
Miami (OH)	1-0 (1-0)	1-0 (1-0)	0-0	0-0
Michigan	0-2 (0-2)	0-1 (0-1)	0-1 (0-1)	0-0

	Overall (at UF)	Home	Away	Neutral
Minnesota	0-1	0-0	0-1	0-0
Mississippi State	9-4 (9-4)	5-1 (5-1)	3-3 (3-3)	1-0 (1-0)
Mississippi	7-3 (7-3)	2-3 (2-3)	5-0 (5-0)	0-0
Missouri	0-5 (0-5)	0-2 (0-2)	0-3 (0-3)	0-0
Murray State	1-0	1-0	0-0	0-0
N.C. A&T	1-0 (1-0)	0-0	1-0 (1-0)	0-0
N.C. State	3-1 (3-1)	1-0 (1-0)	1-1 (1-1)	1-0 (1-0)
Nebraska	0-1 (0-1)	0-0	0-1 (0-1)	0-0
North Florida	4-0 (4-0)	4-0 (4-0)	0-0	0-0
Northern Iowa	1-0 (1-0)	0-0	0-0	1-0 (1-0)
Northwestern	0-1 (0-1)	0-0	0-1 (0-1)	0-0
Ohio State	1-0 (1-0)	0-0	0-0	1-0 (1-0)
Ohio Univ.	2-0 (2-0)	1-0 (1-0)	1-0 (1-0)	0-0
Old Dominion	3-1 (2-0)	2-1 (1-0)	1-0 (1-0)	0-0
Oregon State	1-0 (1-0)	0-0	0-0	1-0 (1-0)
Pacific	1-1 (1-1)	1-0 (1-0)	0-1 (0-1)	0-0
Penn State	0-1 (0-1)	0-0	0-1 (0-1)	0-0
Pittsburgh	1-1 (1-1)	1-0 (1-0)	0-1 (0-1)	0-0
Prairie View A&M	1-0 (1-0)	1-0 (1-0)	0-0	0-0
Providence	1-0 (1-0)	0-0	0-0	1-0 (1-0)
Rhode Island	1-1	1-0	0-1	0-0
Richmond	2-1	1-0	1-0	0-0
Robert Morris	2-0 (2-0)	2-0 (2-0)	0-0	0-0
Rutgers	0-2 (0-2)	0-0	0-1 (0-1)	0-1 (0-1)
Saint Francis -PA	3-0 (2-0)	3-0 (2-0)	0-0	0-0
Saint Joseph's	1-2	1-0	0-1	0-1
Saint Louis	5-0 (1-0)	3-0 (1-0)	2-0	0-0
Samford	1-0 (1-0)	1-0 (1-0)	0-0	0-0
San Francisco	1-0 (1-0)	0-0	1-0 (1-0)	0-0
Savannah State	3-1 (3-1)	3-0 (3-0)	0-1 (0-1)	0-0
South Alabama	3-0 (3-0)	0-0	1-0 (1-0)	2-0 (2-0)
South Carolina	6-9 (6-9)	2-5 (2-5)	3-4 (3-4)	1-0 (1-0)
South Florida	1-0 (1-0)	1-0 (1-0)	0-0	0-0
Southeastern Louisiana	(W, 1-0)	0-0	0-0	0-0
Southern Illinois	1-0 (1-0)	0-0	0-0	1-0 (1-0)
Southern	2-0 (2-0)	2-0 (2-0)	0-0	0-0
St. Bonaventure	2-0	1-0	1-0	0-0
St. John's	1-2 (1-2)	1-0 (1-0)	0-1	0-1 (0-1)
St. Louis	5-0 (5-0)	5-0 (5-0)	0-0	0-0
TCU	1-0 (1-0)	1-0 (1-0)	0-0	0-0
Temple	3-3 (3-1)	0-1	1-2 (1-1)	2-0 (2-0)
Tennessee State	1-0 (1-0)	1-0 (1-0)	0-0	0-0
Tennessee	2-14 (2-14)	1-5 (1-5)	1-5 (1-5)	0-3 (0-4)
Texas A&M	1-5 (1-5)	1-2 (1-2)	0-3 (0-3)	0-0
Troy	2-0 (2-0)	1-0 (1-0)	1-0 (1-0)	0-0
Tulsa	1-0	0-0	0-0	1-0
U.S. Naval Academy	1-0 (1-0)	0-0	0-0	1-0 (1-0)
UCLA	0-1	0-0	0-0	0-1
UNC Greensboro	1-0	1-0	0-0	0-0
UNC Wilmington	1-0	0-0	1-0	0-0
Vanderbilt	5-8 (5-8)	1-5 (1-5)	4-3 (4-3)	0-0
Vermont	1-0 (1-0)	1-0 (1-0)	0-0	0-0
Virginia Tech	1-2 (1-1)	1-0 (1-0)	0-1 (0-1)	0-0
Virginia	0-1	0-0	0-1	0-0
Western Kentucky	0-2	0-0	0-2	0-0
Winthrop	3-0 (1-0)	2-0	1-0 (1-0)	0-0
Wisconsin	1-1 (1-1)	0-1	1-0 (1-0)	0-0
Wofford	1-0 (1-0)	0-0	0-0	1-0 (1-0)
Wyoming	0-1	0-0	0-0	0-1
Xavier	4-0 (1-0)	3-0 (1-0)	1-0	0-0
<b>Overall (12th Year):</b>	<b>226-155</b>	<b>134-49</b>	<b>64-85</b>	<b>27-21</b>
<b>at Florida (10th Year):</b>	<b>186-132</b>	<b>108-45</b>	<b>51-72</b>	<b>26-16</b>
<b>Conference (at UF):</b>	<b>90-90 (68-82)</b>	<b>50-40 (37-38)</b>	<b>39-47 (30-45)</b>	<b>0-0 (0-0)</b>

# 2015-16 University of Florida Gator Basketball Roster

## Numerical Roster

No.	Name	POS	CL	HT	Hometown (High School/Prior University)
00	Delicia Washington	G	Fr.	5-10	Glen St. Mary, Fla. / Baker County
1	Ronni Williams	F	Sr.	6-0	Daytona Beach, Fla. / Atlantic
3	Funda Nakkasoglu <sup>A</sup>	G	Jr.	5-8	Hampton, Australia / St. Leonard's/Utah State University
5	Elif Portakal	G	Fr.	5-9	Istanbul, Turkey / Ugur
11	Dyandria Anderson	G	Jr.	5-10	Viera, Fla. / Viera
15	Sydney Searcy	G	Fr.	5-7	Ponte Vedra Beach, Fla. / Nease
20	Simone Westbrook	G	Sr.	5-8	Chandler, Az. / Chandler HS/ Northwest Fla. State College
22	Sydney Morang	G/F	Fr.	5-10	New Providence, N.J. / New Providence
23	Brooke Copeland	F	Jr.	6-2	Cleveland, Tenn. / Bradley Central
24	Tyshara Fleming	C	Sr.	6-4	Virginia Beach, Va. / Salem HS/ Northwest Fla. State College
44	Haley Lorenzen	F	Jr.	6-3	Iowa City, Iowa / Iowa City

## Alphabetical Roster

No.	Name	POS	CL	HT	Hometown (High School/Prior University)
11	Dyandria Anderson	G	Jr.	5-10	Viera, Fla. / Viera
23	Brooke Copeland	F	Jr.	6-2	Cleveland, Tenn. / Bradley Central
24	Tyshara Fleming	C	Sr.	6-4	Virginia Beach, Va. / Salem HS/ Northwest Fla. State College
44	Haley Lorenzen	F	Jr.	6-3	Iowa City, Iowa / Iowa City
22	Sydney Morang	G/F	Fr.	5-10	New Providence, N.J. / New Providence
3	Funda Nakkasoglu <sup>A</sup>	G	Jr.	5-8	Hampton, Australia / St. Leonard's/Utah State University
5	Elif Portakal	G	Fr.	5-9	Istanbul, Turkey / Ugur
15	Sydney Searcy	G	Fr.	5-7	Ponte Vedra Beach, Fla. / Nease
20	Simone Westbrook	G	Sr.	5-8	Chandler, Az. / Chandler HS/ Northwest Fla. State College
00	Delicia Washington	G	Fr.	5-10	Glen St. Mary, Fla. / Baker County
1	Ronni Williams	F	Sr.	6-0	Daytona Beach, Fla. / Atlantic

<sup>A</sup>sitting out season per NCAA rules for transfer students

## Coaching Staff

**Head Coach:** Amanda Butler (Florida: B.S. 1995, Master's 1997) - 10 year at UF / 12th overall  
**Assistant Coaches:** Bill Ferrara (Florida: B.S. 2003, Master's 2005) - second year  
 Shimmy Gray-Miller (Michigan: B.S. 1994) - second year  
 Murriel Page (Florida: B.S. 1998) - seventh year



## Support Staff

**Director of Basketball Operations:** Serena Wilson (Florida: B.S., 2008; Master's, 2010)  
**Program Coordinator:** Shellie Greenman (Emory and Henry College: B.A., 1988; Virginia Tech: Master's, 1990)  
**Video Coordinator:** Ryan Gensler (Saint Joseph's B.A. 2009; Providence, Master's 2011)  
**Strength & Conditioning Coordinator:** Tyler Stuart (Anderson University: B.S., 2007)  
**Athletic Trainer:** John "JB" Barrett (Mississippi State: B.S., 1997; Master's, 1999)  
**Academic Advisor:** Garon Rowland (Oklahoma, 1997, Master's 2001)  
**Communications:** Kathy Cafazzo (Penn State: B.S., 1993)  
**Athletic Trainer (GA):** Amy Toner  
**Athletic Training Student:** Michael Norder  
**Video Assistants:** Kerry Connolly, Adam Jaffe, Cameron Kinzer, Allison Sanders

### Geographic Breakdown

**Arizona (1)**  
 Simone Westbrook – Chandler

**Florida (3)**  
 Dyandria Anderson – Viera  
 Sydney Searcy – Ponte Vedra Beach  
 Delicia Washington – Glen St. Mary  
 Ronni Williams – Daytona Beach

**Iowa (1)**  
 Haley Lorenzen – Iowa City

**New Jersey (1)**  
 Sydney Morang – New Providence

**Tennessee (1)**  
 Brooke Copeland – Cleveland

**Virginia (1)**  
 Tyshara "Ty" Fleming – Virginia Beach

**Australia (1)**  
 Funda Nakkasoglu – Hampton

**Turkey (1)**  
 Elif Portakal – Istanbul

### Eligibility Breakdown

**Seniors (3)**  
 Ty Fleming  
 Simone Westbrook  
 Ronni Williams

**Juniors (3)**  
 Dyandria Anderson  
 Brooke Copeland  
 Haley Lorenzen

**Sophomores (0)**  
 -

**Freshmen (4)**  
 Sydney Morang  
 Elif Portakal  
 Sydney Searcy  
 Delicia Washington

**Not Eligible in 2016-17**  
 Funda Nakkasoglu (junior eligibility in 2017-18)

### Pronunciation Guide:


- DYANDRIA Anderson ..... dee-ANN-dree-uh
- TYSHARA Fleming ..... tie-SHEER-uh
- Sydney MORANG .....
- .....mur-RANG (like meringue pie)
- FUNDA NAKKASOGLU .....
- .....FOON-da knock-a-SO-glue
- ELIF PORTAKAL ..... ee-LEAF POOR-ta-call
- Sydney SEARCY ..... SIR-see
- DELICIA Washington ..... dah-LEE-shuh




2016-17 Gator Women's Basketball




**#00**  
**Delicia Washington**  
 da-LEE-shu  
 5-10 \* FR \* Guard  
 Glen St. Mary, Fla.



**#1**  
**Ronni Williams**  
 6-0 \* SR \* Guard/ Forward  
 Daytona Beach, Fla.



**#3**  
**Funda Nakkasoglu**  
 FOON-da knock-a-SO-glu  
 5-7 \* JR \* Guard  
 Hampton, Australia



**#5**  
**Elif Portakal**  
 ee-LEAF POOR-ta-call  
 5-9 \* FR \* Guard  
 Istanbul, Turkey



**#11**  
**Dyandria Anderson**  
 dee-ANN-dree-uh  
 5-10 \* JR \* Guard  
 Viera, Fla.



**#15**  
**Sydney Searcy**  
 SIR-see  
 5-7 \* FR \* Guard  
 Ponte Vedra Beach, Fla.



**#20**  
**Simone Westbrook**  
 5-8 \* SR \* Guard  
 Chandler, Ariz.



**#22**  
**Sydney Morang**  
 mur-RANG (like meringue pie)  
 5-10 \* FR \* Guard/Forward  
 New Providence, N.J.



**#23**  
**Brooke Copeland**  
 6-2 \* JR \* Forward  
 Cleveland, Tenn.



**#24**  
**Tyshara Fleming**  
 tie-SHEER-uh  
 6-4 \* SR \* Center  
 Virginia Beach, Va.



**#44**  
**Haley Lorenzen**  
 6-3 \* JR \* Forward  
 Iowa City, Iowa



**Amanda Butler**  
**Head Coach**  
 10th Year at UF; 12th Overall



**Bill Ferrara**  
**Assistant Coach**  
 Second Year at UF



**Shimmy Gray-Miller**  
**Assistant Coach**  
 Second Year at UF



**Murriel Page**  
**Assistant Coach**  
 Seventh Year at UF

# 2016-17 Florida Final Box Scores & Game Recaps

## Official Basketball Box Score -- Game Totals -- Final Statistics South Alabama vs Florida 11/11/16 5:00 pm ET at Veterans Memorial Arena- Jacksonville, FL

### South Alabama 33 • 0-1

#	Player	Total			3-Ptr			Rebounds			PF	TP	A	TO	Blk	Stl	Min
		FG-FGA	FT-FTA	Reb Tot	Off	Def	FG-FGA	FT-FTA	Off	Def							
15	Guillory, LaNeetra	f	1-3	0-0	0-0	2	0	2	0	2	0	2	1	0	19		
34	Ellis, Chyna	c	0-3	0-0	2-2	2	4	6	1	2	0	1	2	2	24		
03	Davis, Colby	g	0-5	0-1	2-4	0	4	4	2	2	1	6	0	0	27		
10	Daniels, Marquita	g	1-8	0-1	2-2	2	1	3	2	4	0	4	0	3	17		
30	Perrymond, Genesis	g	2-8	1-3	0-0	1	0	1	0	5	1	9	0	1	29		
00	Williams, Candice	g	1-6	0-0	3-4	0	1	1	4	5	1	4	0	1	15		
02	Kines, Shaforia	g	1-1	0-0	0-0	0	0	0	0	2	0	1	0	0	4		
13	London, Camryn	g	0-1	0-1	0-0	0	0	0	0	0	0	0	0	1	2		
14	Jones, Savannah	g	2-5	2-4	0-0	0	1	1	1	6	1	1	0	0	18		
23	Givens, Alyse	g	0-3	0-0	0-0	0	2	2	0	0	0	1	0	0	8		
24	Autio, Erin	g	2-6	1-3	0-0	1	2	3	0	5	0	0	0	0	19		
25	Centers, Kennedy	g	0-1	0-0	0-0	0	1	1	3	0	0	3	0	1	12		
44	Hall, India	g	0-1	0-0	0-0	0	0	0	1	0	0	0	0	0	6		
Team						4	3	7									
Totals			10-51	4-13	9-12	12	19	31	14	33	4	32	3	9	200		

1st - FG %:	2-14	12.5%	2nd:	3-12	25.0%	3rd:	2-8	25.0%	4th:	3-15	20.0%	Game:	10-51	19.6%	Deadball	
3FG %:	0-4	0.0%	2-3	66.7%	1-2	50.0%	1-4	25.0%	4-13	30.8%	9-12	75.0%			Rebounds	1
FT %:	0-0	0.0%	3-4	75.0%	4-6	66.7%	2-2	100.0%								

### Florida 85 • 1-0

#	Player	Total			3-Ptr			Rebounds			PF	TP	A	TO	Blk	Stl	Min
		FG-FGA	FT-FTA	Reb Tot	Off	Def	FG-FGA	FT-FTA	Off	Def							
01	Williams, Ronni	f	8-10	0-0	0-0	3	7	10	2	16	1	2	0	1	23		
21	Christinaki, Eleanna	f	5-13	1-4	5-6	3	2	5	2	16	5	7	0	3	29		
44	Lorenzen, Haley	f	8-15	0-1	0-1	3	2	5	3	16	1	0	2	3	25		
00	Washington, Delicia	g	4-6	0-0	0-0	1	5	6	2	8	2	3	0	4	20		
11	Anderson, Dyandria	g	3-7	0-3	0-0	1	2	3	4	6	6	2	0	6	24		
05	Portakal, Elif	g	1-2	0-0	0-0	0	1	1	0	2	5	3	0	1	24		
15	Searcy, Sydney	g	1-5	0-1	0-0	1	1	2	4	2	2	2	1	2	19		
23	Copeland, Brooke	g	3-8	2-7	0-0	1	5	6	1	8	1	1	1	0	20		
24	Fleming, Tyshara	g	5-5	0-0	1-1	1	3	4	2	11	0	1	2	0	16		
Team						2	3	5									
Totals			38-71	3-16	6-8	16	31	47	20	85	23	21	6	20	200		

1st - FG %:	8-14	57.1%	2nd:	9-20	45.0%	3rd:	12-19	63.2%	4th:	9-18	50.0%	Game:	38-71	53.5%	Deadball	
3FG %:	0-1	0.0%	0-8	0.0%	1-2	50.0%	2-5	40.0%	3-16	18.8%	6-8	75.0%			Rebounds	0
FT %:	3-4	75.0%	0-1	0.0%	0-0	0.0%	3-3	100.0%								

Officials: Bev Roberts, Eric Koch, Katie LuKanich  
Technical fouls: South Alabama-None. Florida-None.  
Attendance: 2003

Score by periods	1st	2nd	3rd	4th	Total
South Alabama	4	11	9	9	33
Florida	19	18	25	23	85

In	Off	2nd	Fast
Points	Paint	T/O	Chance
USA	4	7	12
UF	56	36	16

Last FG - USA 4th-01:24, UF 4th-00:41.  
Largest lead - USA None, UF by 52 4th-00:41.  
USA led for 00:00. UF led for 37:04. Game was tied for 02:54.

Score tied - 1 time.  
Lead changed - 0 times.

## Official Basketball Box Score -- Game Totals -- Final Statistics Florida vs Chattanooga 11/14/16 6:30 p.m. at Chattanooga, Tenn. ( The McKenzie Arena)

### Florida 72 • 2-0

#	Player	Total			3-Ptr			Rebounds			PF	TP	A	TO	Blk	Stl	Min
		FG-FGA	FT-FTA	Reb Tot	Off	Def	FG-FGA	FT-FTA	Off	Def							
01	Williams, Ronni	f	4-10	0-0	2-2	2	6	8	3	10	2	1	1	1	29		
21	Christinaki, Eleanna	f	13-24	2-6	1-2	5	4	9	0	29	1	4	0	2	36		
44	Lorenzen, Haley	f	8-15	0-0	0-0	1	4	5	1	26	1	0	1	0	32		
00	Washington, Delicia	g	2-4	0-1	0-0	1	2	3	1	4	1	5	0	2	21		
11	Anderson, Dyandria	g	1-2	1-2	2-4	2	3	5	2	5	2	5	2	0	27		
05	Portakal, Elif	g	0-0	0-0	0-0	0	3	3	0	0	3	1	0	0	14		
15	Searcy, Sydney	g	1-2	0-0	0-0	0	1	1	0	2	2	0	0	3	16		
23	Copeland, Brooke	g	1-4	1-3	1-2	2	1	3	1	4	0	1	0	0	14		
24	Fleming, Tyshara	g	1-4	0-0	0-0	2	1	3	3	2	0	2	0	1	11		
Team						3	3	6									
Totals			31-65	4-12	6-10	18	28	46	11	72	16	17	2	9	200		

1st - FG %:	10-19	52.6%	2nd:	6-16	37.5%	3rd:	7-20	35.0%	4th:	8-10	80.0%	Game:	31-65	47.7%	Deadball	
3FG %:	1-2	50.0%	0-4	0.0%	1-4	25.0%	2-2	100.0%	4-12	33.3%	6-10	60.0%			Rebounds	0
FT %:	2-4	50.0%	0-0	0.0%	2-4	50.0%										

### Chattanooga 61 • 1-1

#	Player	Total			3-Ptr			Rebounds			PF	TP	A	TO	Blk	Stl	Min
		FG-FGA	FT-FTA	Reb Tot	Off	Def	FG-FGA	FT-FTA	Off	Def							
03	Jasmine Joyner	f	6-12	0-2	4-4	2	6	8	3	16	0	5	1	2	36		
10	Queen Alford	g	0-1	0-0	0-0	1	0	1	1	0	0	0	0	0	9		
20	Keiana Gilbert	g	1-7	0-2	1-2	0	4	4	1	3	2	1	0	0	34		
25	Chelsey Shumpert	g	3-9	1-6	1-1	0	0	0	1	8	4	4	0	1	26		
35	Aryanna Gilbert	g	1-1	0-0	0-0	0	0	0	0	2	1	1	0	0	15		
22	Shelbie Davenport	g	4-10	3-6	3-3	1	1	2	2	14	4	0	1	3	31		
23	Moses Johnson	g	3-7	2-3	1-1	2	2	4	1	9	1	2	0	3	20		
33	Lakelyn Bouldin	g	3-7	1-3	2-2	0	3	3	0	9	2	2	0	1	25		
41	Ashlyn Wert	g	0-0	0-0	0-0	0	0	0	0	0	0	0	1	0	4		
Team						0	4	4									
Totals			21-54	7-22	12-13	6	20	26	9	61	14	16	3	10	200		

1st - FG %:	4-14	28.6%	2nd:	6-13	46.2%	3rd:	8-14	57.1%	4th:	8-10	80.0%	Game:	21-54	38.9%	Deadball	
3FG %:	1-5	16.7%	2-5	40.0%	3-7	42.9%	1-4	25.0%	7-22	31.8%	12-13	92.3%			Rebounds	0
FT %:	4-5	80.0%	1-1	100.0%	4-4	100.0%	3-3	100.0%								

Officials: Edward Sidlasky, Dawn Marsh, Rashan Michel  
Technical fouls: Florida-None. Chattanooga-None.  
Attendance: 2427

Score by periods	1st	2nd	3rd	4th	Total
Florida	23	12	17	20	72
Chattanooga	13	15	23	10	61

In	Off	2nd	Fast
Points	Paint	T/O	Chance
UF	38	11	16
UTC	26	16	6

Last FG - UF 4th-01:21, UTC 4th-04:38.  
Largest lead - UF by 13 2nd-06:03, UTC by 1 1st-09:15.  
UF led for 38:17. UTC led for 00:53. Game was tied for 00:50.

Score tied - 3 times.  
Lead changed - 6 times.

## Game 1: #20/24 Florida 85, South Alabama 33 November 11, 2016 \* Veterans Memorial Arena \* Jacksonville, Fla.

Florida's top three scorers from last year returned for this season and all led the Gator offensively en route to an 85-33 win against South Alabama at Veterans Memorial Arena in the season opener for both clubs.

Senior Ronni Williams, junior Haley Lorenzen and sophomore Eleanna Christinaki each tallied 16, while senior Tyshara Fleming added 11 points, as all nine Gators who suited up scored in the 52-point win that was tied for the largest season-opening margin of victory in the program's 43-year history.

Junior Brooke Copeland and freshman Delicia Washington both scored eight points and both collected six rebounds.

Dyandria Anderson posted a game-high six assists with a career-best six steals.

Florida dished 23 assists on its 38 baskets, with eight Gators having a least one. Christinaki tallied five assists, as did freshman Elif Portakal.

The potent Gator offense was a little slow getting on the board initially, as Christinaki was the first to score on a layup 2:37 into the game. South Alabama came right back just a jumper from LaNeetra Guillory, before Williams, who corralled 10 rebounds for her 14th double-double of her career, netted an inside bucket and the Gators ripped off 17-2 run to end the first quarter and never looked back, taking a 37-15 halftime lead.

Florida scored the first 20 point of the third quarter when it really blew the game open on the strength of its inside poise. Florida hit 63.2 percent (12-19) from the floor during the third period and extended their advantage in the paint, where they eventually earned a 56-4 differential.

Defense was, however, what UF head coach Amanda Butler was most proud of during the game, as the Gators totaled 20 steals and forced 32 turnovers that resulted in 36 points and helped account for 22 fast break points.

### Numbers of Note

- The 52-point win tied for the largest season-opening victory in program history (also 52-point win against Tampa, 91-39, on Nov. 26, 1983)
- UF outscored USA in the paint, 56-4
- The Gators turned 32 Jaguar turnovers into 36 points
- UF shot 53.5 percent from the floor overall, including a 63.6 percent mark from inside the three-point arc.
- Nine Jaguars scored during the game, but none had more than six points.
- Florida held South Alabama to a 19.6 shooting percentage for the game, the third-lowest by an opponent in program history.
- Williams topped the 900-career point plateau during the game
- Lorenzen scored her 500th career point during the win

### Quotes from the Court - UF Head Coach Amanda Butler:

#### On what stood out the most during tonight's victory:

"I was really, really proud of the way we played defense today, it carried over into the way we played offense. It was a very complete game. Our guards did a great job of rebounding, which is something we're really bene harping on lately. I think our defensive intensity was really overwhelming for them and that's a great credit as to how hard our team worked in practice this week."

## Game 2: #20/24 Florida 72, Chattanooga 61 November 14, 2016 \* McKenzie Arena \* Chattanooga, Tenn.

CHATTANOOGA, Tenn. - Sophomore Eleanna Christinaki scored a career high 29 points to lead



# 2016-17 Florida Final Box Scores & Game Recaps

## Official Basketball Box Score -- Game Totals -- Final Statistics Temple vs Florida 11/19/16 1:00 pm ET at Ocala, FL \* Patriot Gym

Temple 76 • 2-1

#	Player	Total		3-Ptr		Rebounds			PF	TP	A	TO	Blk	Stl	Min		
		FG-FGA	FG-FGA	FT-FTA	FT-FTA	Off	Def	Tot									
35	MARTIN, Safiya	c	1-2	0-0	0-1	1	1	2	1	2	0	1	1	0	24		
00	BUTTS, Alliya	g	4-14	2-9	1-1	1	4	5	2	11	4	2	0	0	33		
02	FITZGERALD, Feyonda	g	5-14	2-6	7-9	2	4	6	4	19	9	8	0	1	39		
21	BERGER, Khadijah	g	4-7	4-6	0-0	0	2	2	2	12	0	0	0	1	22		
22	ATKINSON, Tanaya	g	5-15	0-2	4-6	6	7	13	3	14	1	2	1	4	36		
14	SHERRILL, Ruth	g	1-1	0-0	0-0	0	2	2	1	2	0	0	0	0	9		
24	TAYLOR, Shantay	g	0-0	0-0	1-2	0	3	3	2	1	0	0	0	0	5		
32	FOUNTAIN, Donnaizha	g	6-13	1-5	2-4	2	5	7	4	15	0	4	1	0	22		
34	BOLDUC, Monasia	g	0-0	0-0	0-0	0	0	0	1	0	1	0	2	0	10		
	Team					0	3	3									
<b>Totals</b>			<b>26-66</b>	<b>9-28</b>	<b>15-23</b>	<b>12</b>	<b>31</b>	<b>43</b>	<b>20</b>	<b>76</b>	<b>15</b>	<b>17</b>	<b>5</b>	<b>6</b>	<b>200</b>		
1st - FG %:		6-17	35.3%	2nd:	3-12	25.0%	3rd:	11-20	55.0%	4th:	6-17	35.3%	Game:	26-66	39.4%	Deadball	
3FG %:		3-9	33.3%	2-6		33.3%	3-8		37.5%	1-5		20.0%	9-28		32.1%	Rebounds	
FT %:		5-8	62.5%	2-2		100.0%	1-3		33.3%	7-10		70.0%	15-23		65.2%	6	

## Florida 83 • 3-0

#	Player	Total		3-Ptr		Rebounds			PF	TP	A	TO	Blk	Stl	Min		
		FG-FGA	FG-FGA	FT-FTA	FT-FTA	Off	Def	Tot									
01	Williams,Ronni	f	7-13	0-0	4-6	1	5	6	4	18	3	2	0	2	22		
21	Christinaki,Eleanna	f	8-20	2-6	3-4	2	5	7	1	21	4	1	0	0	36		
44	Lorenzen,Haley	f	8-15	1-1	2-3	3	4	7	2	19	2	1	2	1	33		
00	Washington,Delicia	g	5-9	0-0	0-4	4	5	9	5	10	2	2	0	3	21		
11	Anderson,Dyandria	g	3-5	0-1	2-4	1	2	3	2	8	4	4	1	1	37		
05	Portakal,Elif	g	0-1	0-0	0-0	0	2	2	0	0	0	1	0	0	4		
15	Searcy,Sydney	g	1-4	0-1	0-0	0	1	1	2	2	2	0	0	3	23		
23	Copeland,Brooke	g	2-3	0-2	0-0	0	0	0	0	0	0	0	0	1	13		
24	Fleming,Tyshara	g	0-3	0-0	1-2	0	5	5	4	5	1	0	0	0	11		
	Team					3	1	4									
<b>Totals</b>			<b>34-73</b>	<b>3-11</b>	<b>12-23</b>	<b>14</b>	<b>30</b>	<b>44</b>	<b>20</b>	<b>83</b>	<b>18</b>	<b>12</b>	<b>3</b>	<b>11</b>	<b>200</b>		
1st - FG %:		6-19	31.6%	2nd:	4-17	23.5%	3rd:	9-18	50.0%	4th:	15-19	78.9%	Game:	34-73	46.6%	Deadball	
3FG %:		2-5	40.0%	0-4		0.0%	1-2		50.0%	0-0		0.0%	3-11		27.3%	Rebounds	
FT %:		2-5	40.0%	0-4		0.0%	4-6		66.7%	4-8		50.0%	12-23		52.2%	5	

Officials: Tina Napier, Dee Kantner, Gina Cross  
Technical fouls: Temple-None. Florida-None.  
Attendance: 540

Score by periods	1st	2nd	3rd	4th	Total
Temple	20	10	26	20	76
Florida	16	10	23	34	83

Last FG - TEMPLE 4th-00:11, UF 4th-00:45.  
Largest lead - TEMPLE by 8 2nd-03:27, UF by 12 4th-02:54.  
TEMPLE led for 27:12, UF led for 11:52. Game was tied for 00:56.

Points	In	Off	2nd	Fast	Bench
TEMPLE	Paint	T/O	Chance	Break	18
UF	46	10	16	10	7

Score tied - 3 times.  
Lead changed - 6 times.

## Official Basketball Box Score -- Game Totals -- Final Statistics Florida vs Arkansas State 11/22/16 5:30 pm at Jonesboro, Arkansas (Convocation Center)

Florida 71 • 4-0

#	Player	Total		3-Ptr		Rebounds			PF	TP	A	TO	Blk	Stl	Min		
		FG-FGA	FG-FGA	FT-FTA	FT-FTA	Off	Def	Tot									
01	Williams,Ronni	f	3-9	0-0	2-2	3	2	5	4	8	1	4	0	2	25		
44	Lorenzen,Haley	f	5-10	1-2	0-0	3	3	6	0	11	1	2	1	3	35		
00	Washington,Delicia	g	3-8	1-2	4-4	2	4	6	2	11	1	4	0	2	31		
11	Anderson,Dyandria	g	1-3	0-2	4-4	3	5	8	2	6	9	3	1	0	36		
21	Christinaki,Eleanna	g	8-17	2-6	5-5	2	4	6	5	23	1	2	0	0	22		
05	Portakal,Elif	g	0-1	0-0	0-2	0	1	1	1	0	1	4	0	0	6		
15	Searcy,Sydney	g	1-5	0-3	0-0	0	1	1	3	2	1	0	1	2	22		
23	Copeland,Brooke	g	0-0	0-0	0-0	0	0	0	0	0	0	0	0	0	2		
24	Fleming,Tyshara	g	4-6	0-0	2-3	2	7	9	4	10	0	0	2	0	21		
	Team					2	1	3									
<b>Totals</b>			<b>25-59</b>	<b>4-15</b>	<b>17-20</b>	<b>17</b>	<b>28</b>	<b>45</b>	<b>21</b>	<b>71</b>	<b>15</b>	<b>20</b>	<b>5</b>	<b>9</b>	<b>200</b>		
1st - FG %:		6-17	35.3%	2nd:	7-11	63.6%	3rd:	6-15	40.0%	4th:	6-16	37.5%	Game:	25-59	42.4%	Deadball	
3FG %:		1-5	20.0%	2-3		66.7%	0-3		0.0%	1-4		25.0%	4-15		26.7%	Rebounds	
FT %:		4-4	100.0%	3-3		100.0%	2-2		100.0%	8-11		72.7%	17-20		85.0%	1	

## Arkansas State 60 • 0-4

#	Player	Total		3-Ptr		Rebounds			PF	TP	A	TO	Blk	Stl	Min		
		FG-FGA	FG-FGA	FT-FTA	FT-FTA	Off	Def	Tot									
01	Bradshaw, Lauren	f	2-8	0-0	0-0	2	6	8	3	4	0	4	0	0	33		
02	Taylor, Starr	g	2-7	0-0	0-0	1	1	2	1	4	0	2	0	0	8		
10	Westbrook, Akasha	g	2-10	0-2	0-0	1	5	6	2	4	0	5	0	0	22		
13	Fowler, Brittany	g	3-7	3-6	0-0	0	0	0	1	9	4	1	0	2	35		
25	Oliver, Dominique	g	7-18	3-8	6-8	5	1	6	4	23	1	2	0	4	40		
05	Tennison, Payton	g	0-1	0-1	0-0	0	1	1	0	0	1	0	0	0	3		
23	Hopkins, Tayton	g	1-5	0-0	3-4	2	1	3	2	5	4	1	0	0	31		
24	Hopkins, Tahlon	g	3-10	3-5	2-4	0	2	2	4	11	1	0	0	2	19		
33	Obinabo, Ogo	g	0-0	0-0	0-0	2	2	2	1	0	0	2	0	0	9		
	Team					7	2	9									
<b>Totals</b>			<b>20-66</b>	<b>9-22</b>	<b>11-16</b>	<b>20</b>	<b>19</b>	<b>39</b>	<b>18</b>	<b>60</b>	<b>11</b>	<b>17</b>	<b>0</b>	<b>8</b>	<b>200</b>		
1st - FG %:		4-15	26.7%	2nd:	7-15	46.7%	3rd:	4-20	20.0%	4th:	5-16	31.3%	Game:	20-66	30.3%	Deadball	
3FG %:		0-3	0.0%	0-7		71.4%	3-8		37.5%	1-4		25.0%	9-22		40.9%	Rebounds	
FT %:		4-4	100.0%	5-0		0.0%	3-4		75.0%	4-8		50.0%	11-16		68.8%	3	

Officials: Eric Koch, Kelly Johnson, An-Jamilah Gregory  
Technical fouls: Florida-None. Arkansas State-None.  
Attendance: 2366

Score by periods	1st	2nd	3rd	4th	Total
Florida	17	19	14	21	71
Arkansas State	12	19	14	15	60

Last FG - UF 4th-03:30, ASU 4th-03:41.  
Largest lead - UF by 14 4th-04:55, ASU by 2 1st-09:01.  
UF led for 37:42, ASU led for 01:19. Game was tied for 00:59.

Points	In	Off	2nd	Fast	Bench
ASU	Paint	T/O	Chance	Break	12
UF	38	24	20	6	12

Score tied - 0 times.  
Lead changed - 1 time.

## Game 3: #19/23 Florida 83, #rv Temple 73 November 19, 2016 \* Patriot Gym \* Ocala, Fla.

The Gators ripped out of their huddle between the third and fourth quarters and opened the final period with an 18-2 run that flipped a seven-point deficit into a nine-point lead as Florida topped Temple, 83-76, Saturday afternoon at Patriot Gym on the campus of the College of Central Florida.

Haley Lorenzen and Eleanna Christinaki both scored six points during that crucial run, with Ronni Williams, Dyandria Anderson and Delicia Washington also chipping in offensively.

Temple led for more than 27 minutes of the game and by as many as eight points midway through the second quarter. Florida fought back from that deficit with a 12-0 run and held a three-point lead which was short-lived, as the Owls countered with a 10-2 run in the third quarter.

The teams traded buckets, but TU found more success from deep and would drop nine three-pointers during the game, compared with the Gator's three.

Washington, a freshman, began fueling the Gators at the end of third when she scored UF's final six points. Temple, however, netted the final four points of the period for the 56-49 lead.

Washington, who finished with 10 points and a team-best nine rebounds, opened the fourth quarter with a steal and a layup that ignited the game-changing run.

Temple closed to within five points, 79-74, with 1:14 remaining, however, the Gators worked their next offensive possession perfectly, as Christinaki waited until four on the shot clock before hitting an eight-footer in the lane with 45 seconds left. She tacked on a free throw 20 seconds later and gave UF an 82-74 lead that helped seal the win.

### Final Fourth

- Florida outscored Temple, 34-20, during the fourth quarter.
- The Gators hit 78.9 percent (15-19) from the floor, while Temple connected on 35.3 percent (6-17).
- Christinaki scored 13 points in the fourth quarter (6-8 FG), while Lorenzen tallied 10 points (4-5 FG).
- The Gators had eight of their 18 assists during the final period and committed just one turnover. Temple had six miscues that UF converted into 10 points.

### Double-Digit Gators

- Christinaki finished with a game-high 21 points, scoring 18 of those in the second half. The Gator sophomore also collected seven rebounds and four assists. This was her second straight 20-point game, as well as the 20th double-figure scoring game of her career.
- Lorenzen stepped up throughout the game, as her primary fellow frontcourt colleagues found themselves in first half foul troubles. Lorenzen, who led UF with nine points in the first half, ended with 19 points on 8-15 shooting from the floor.
- Williams, who was whistled for three fouls in the first half, scored 12 of her 18 points in the second half for her 54th career double-figure scoring game.
- Washington netted the second double-figure scoring game of her career, with eight of her 10 points coming during a crucial point late in the third quarter and into the fourth.

### Quoting Florida Head Coach Amanda Butler: On the deciding fourth quarter:

"I think our upperclassmen composure is something that's really important. We had different people at different times step up and give us a spark so we had that true balance. We really are a mentally tougher team right now than we were this time a month ago and I think we were mentally tougher in the fourth quarter today than we were in the first and second quarter. That was important for us - that we continue to grow and push forward. We have to give Tyler Stuart (strength and conditioning coordinator) credit because we have enough gas in the tank in the fourth quarter to do whatever we need to do - run, press, trap, whatever the situation calls for."

## Game 4: #16/20 Florida 71, Arkansas State 60 November 22, 2016 \* Convocation Center \* Jonesboro, Ark.

Sophomore Eleanna Christinaki scored 23 points and led four Gators in double-figure scoring as Florida earned a hard-fought 71-60 victory against Arkansas State on Tuesday evening.

The Gator win snapped the Red Wolves 25-game home winning streak at the Convocation Center that dated back to the 2013-14 season.

Every time throughout the game when Florida tried to distance itself on the scoreboard, A-State found a way reel the Gators back in, relying a lot on the long ball where it landed 9-of-22 during the game.

With the exception of the first bucket of the game, the Gators led wire-to-wire. A-State closed within one point early in the second half using four straight threes, before Christinaki, Haley Lorenzen and Tyshara Fleming scored during a 12-2 run and lifted the Gator lead back to double-figures.

ASU came answered with eight consecutive points and were back within three points, 50-47, with 9:29 remaining in the game.

The teams traded scores for the next two minutes and



# 2016-17 Florida Final Box Scores & Game Recaps

## Official Basketball Box Score -- Game Totals -- Final Statistics Florida vs Northwestern 11/25/16 7 P.M. at WELSH-RYAN ARENA (EVANSTON, ILL.)

Florida 68 • 4-1

#	Player	Total			3-Ptr			Rebounds			PF	TP	A	TO	Blk	Stl	Min
		FG	FGA	%	FG	FGA	%	FT	FTA	%							
1	Williams,Ronni	f	9-20	0-0	1-2	6	7	13	3	19	1	2	1	0	31		
21	Christinaki,Eleanna	f	6-16	1-6	2-2	1	1	2	1	15	5	3	0	0	31		
44	Lorenzen,Haley	f	6-9	1-1	0-0	3	4	7	5	13	3	3	1	0	22		
00	Washington,Delicia	g	1-5	0-0	2-2	4	2	6	4	4	2	1	0	0	17		
11	Anderson,Dyandria	g	0-3	0-2	0-0	1	5	6	1	0	4	1	0	2	34		
15	Searcy,Sydney	g	3-8	2-4	1-2	2	0	2	5	9	1	0	0	3	22		
22	Morang,Sydney	g	0-0	0-0	0-0	0	0	0	0	0	0	1	0	0	3		
23	Copeland,Brooke	g	1-4	1-4	0-0	0	0	0	1	3	0	0	0	0	12		
24	Fleming,Tyshara	g	2-7	0-0	1-2	2	0	2	4	5	1	2	1	0	22		
5	Portakal,Elif	g	0-2	0-1	0-0	0	0	0	0	0	2	1	0	0	6		
Team						3	3	6									
Totals			28-74	5-18	7-10	22	22	44	24	68	19	14	3	9	200		

1st - FG %:	9-19	47.4%	2nd:	7-14	50.0%	3rd:	8-19	42.1%	4th:	4-22	18.2%	Game:	28-74	37.8%	Deadball	
3FG %:	3-6	50.0%		2-4	50.0%		0-4	0.0%		5-18	27.8%		5-18	27.8%	Rebounds	2
FT %:	0-0	0.0%		1-2	50.0%		6-8	75.0%		0-0	0.0%		7-10	70.0%		

Northwestern 73 • 4-1

#	Player	Total			3-Ptr			Rebounds			PF	TP	A	TO	Blk	Stl	Min
		FG	FGA	%	FG	FGA	%	FT	FTA	%							
10	Coffey, Nia	f	10-18	1-4	5-8	6	8	14	3	26	6	3	2	4	36		
11	Douglas, Lauren	f	3-11	1-3	1-2	0	2	2	1	8	2	4	0	0	32		
34	Hamilton, Oceana	c	1-3	0-0	1-2	0	1	1	2	3	0	0	1	0	16		
12	Rohde, Lydia	g	3-4	3-4	0-0	0	2	2	2	9	1	2	1	3	40		
3	Deary, Ashley	g	3-13	0-3	4-8	0	2	2	0	10	9	5	0	2	37		
14	Kunalyi-Akpanah, P.	g	0-0	0-0	0-0	0	0	0	1	0	0	0	0	0	2		
21	Wolf, Abbie	g	1-1	0-0	0-0	0	0	0	1	2	0	0	0	0	5		
22	Galerik, Byrdd	g	0-1	0-0	0-0	0	0	0	0	0	0	0	0	1	3		
32	Jamison, Amber	g	0-0	0-0	2-2	1	0	1	0	2	0	0	0	0	4		
44	Scheid, Abi	g	5-8	0-0	3-4	4	1	5	2	13	1	1	2	0	25		
Team						5	9	14									
Totals			26-59	5-14	16-26	16	25	41	12	73	19	15	6	10	200		

1st - FG %:	7-14	50.0%	2nd:	9-20	45.0%	3rd:	5-12	41.7%	4th:	4-22	18.2%	Game:	26-59	44.1%	Deadball	
3FG %:	2-5	40.0%		1-4	25.0%		2-3	66.7%		0-2	0.0%		5-14	35.7%	Rebounds	5
FT %:	2-2	100.0%		1-3	33.3%		6-9	66.7%		7-12	58.3%		16-26	61.5%		

Officials: LAURA MORRIS, BEVERLY ROBERTS, BOB TRAMMELL  
Technical fouls: Florida-None. Northwestern-None.  
Attendance: 857

Score by periods	1st	2nd	3rd	4th	Total
Florida	21	17	22	8	68
Northwestern	18	20	18	17	73

Last FG - UF 4th-00:01, NU 4th-00:30.  
Largest lead - UF by 7 3rd-03:02, NU by 7 1st-07:58.  
UF led for 21:32. UF led for 14:42. Game was tied for 03:34.

Score tied - 5 times.  
Lead changed - 14 times.

## Official Basketball Box Score -- Game Totals -- Final Statistics Wofford vs Florida 11/30/16 7 pm ET at Ocala, FL (Patriot Gym)

Wofford 51 • 3-3

#	Player	Total			3-Ptr			Rebounds			PF	TP	A	TO	Blk	Stl	Min
		FG	FGA	%	FG	FGA	%	FT	FTA	%							
33	Pinholster,Grayson	f	2-6	0-0	0-0	1	2	3	1	4	0	0	2	0	20		
01	Wanink,Chloe	g	4-13	2-5	0-0	0	4	4	3	10	3	2	0	1	28		
03	Traynor,Sarah	g	4-6	0-1	0-0	1	0	1	1	8	1	3	0	0	18		
21	Corella,Maria	g	2-7	1-3	0-0	2	1	3	0	5	2	1	0	1	14		
22	Washington,Kentra	g	1-8	0-3	2-2	1	4	5	0	4	1	3	0	3	25		
05	Bayer,Marissa	g	2-2	0-0	0-0	1	4	5	4	9	0	2	0	2	16		
10	Booker,Cairo	g	4-11	0-0	1-1	2	0	2	3	9	3	4	0	2	26		
13	Lambdin,Kelsey	g	2-3	0-0	0-0	2	1	3	1	4	0	3	0	1	19		
24	Ryan,Emily	g	0-2	0-1	0-0	0	0	0	0	0	0	0	0	0	12		
35	Blakeney,Amoshia	g	1-10	0-2	1-2	2	1	3	0	3	1	1	0	0	22		
Team						2	3	5									
Totals			22-68	3-15	4-5	14	20	34	13	51	11	19	2	11	200		

1st - FG %:	4-17	23.5%	2nd:	5-17	29.4%	3rd:	8-20	40.0%	4th:	5-14	35.7%	Game:	22-68	32.4%	Deadball	
3FG %:	2-5	40.0%		2-3	66.7%		0-0	0.0%		1-2	50.0%		3-15	20.0%	Rebounds	0
FT %:	0-0	0.0%		0-0	0.0%		3-3	100.0%		1-2	50.0%		4-5	80.0%		

Florida 74 • 5-1

#	Player	Total			3-Ptr			Rebounds			PF	TP	A	TO	Blk	Stl	Min
		FG	FGA	%	FG	FGA	%	FT	FTA	%							
01	Williams,Ronni	f	12-16	0-0	2-2	2	9	11	1	26	3	0	1	0	22		
44	Lorenzen,Haley	f	5-8	0-0	0-0	0	4	4	1	10	3	1	1	2	21		
00	Washington,Delicia	g	1-3	0-0	0-1	2	4	6	1	2	3	4	0	1	25		
11	Anderson,Dyandria	g	0-0	0-0	1-2	0	3	3	2	1	6	3	0	0	16		
21	Christinaki,Eleanna	g	8-12	2-4	2-2	0	3	3	0	20	1	0	0	0	26		
5	Portakal,Elif	g	1-6	1-3	0-0	0	0	0	2	3	3	3	0	2	23		
15	Searcy,Sydney	g	1-5	0-3	0-0	0	1	1	4	2	3	0	1	0	17		
22	Morang,Sydney	g	0-1	0-1	0-0	2	2	4	0	0	2	1	0	0	10		
23	Copeland,Brooke	g	2-5	1-2	0-0	0	1	1	1	5	3	3	0	2	22		
24	Fleming,Tyshara	g	2-4	0-0	1-1	3	5	8	3	5	1	6	5	0	18		
Team						1	1	2									
Totals			32-60	4-13	6-8	10	33	43	15	74	23	23	8	8	200		

1st - FG %:	10-19	52.6%	2nd:	7-10	70.0%	3rd:	6-10	60.0%	4th:	9-21	42.9%	Game:	32-60	53.3%	Deadball	
3FG %:	1-5	20.0%		2-3	66.7%		0-0	0.0%		1-5	20.0%		4-13	30.8%	Rebounds	0
FT %:	0-0	0.0%		5-5	100.0%		1-2	50.0%		0-1	0.0%		6-8	75.0%		

Officials: Jessie Dickerson, Metta Roberts, Kim Thebo  
Technical fouls: Wofford-None. Florida-None.  
Attendance: 783

Score by periods	1st	2nd	3rd	4th	Total
Wofford	10	10	19	12	51
Florida	21	21	13	19	74

Last FG - Wofford 4th-00:20, UF 4th-02:02.  
Largest lead - Wofford None, UF by 28 2nd-02:40.  
Wofford led for 00:00. UF led for 39:31. Game was tied for 00:24.

Score tied - 1 time.  
Lead changed - 0 times.

### Game 5: Northwestern 73, #16/20 Florida 68 November 25, 2016 \* Welsh-Ryan Center \* Evanston, Ill.

Through its first four games of the season, Florida had convincingly won each of the four quarters it had played. Friday's game was a different story, however, as the Gators managed just four points until there were 10 seconds remaining and Northwestern used a 13-2 run that fueled a 73-68 decision against visiting Florida at Welsh-Ryan Arena.

The Wildcats outscored the Gators 17-8 in the deciding final quarter after Florida entered the stanza with a 60-56 edge.

Florida hit just 4-of-22 overall from the floor (18.2 percent) during the period after converting steadily prior to those last 10 minutes.

The Gator's first loss of the season offset senior **Ronni Williams'** 19-point, 13-rebound performance, her second double-double of the season.

Sophomore **Eleanna Christinaki** added 15 points and a team-high five assists, while junior **Haley Lorenzen** added 13 points and seven rebounds before fouling out after 22 minutes of action.

It was Lorenzen who knocked down both of UF's field goals in the first 9:50 of the first quarter before Williams ended an offensive drought with 10 seconds left.

The game caps Florida's six-day road adventure, as the Gators will continue their season-opening 12-game road trip on Wednesday, when the team plays Wofford at Patriot Gym in Ocala, Fla.

#### Quoting UF Head Coach Amanda Butler:

- "We got ourselves in foul trouble and that was really tough to overcome. Haley (Lorenzen) was playing a really good game - 6-of-9 from the floor is great, but only having her on the floor for 22 minutes I think hurt us. We weren't very productive. We got a ton of offensive rebounds but we weren't very productive with them."
- "Defensively, I thought we could have done a much better job, but you have to give Northwestern a tremendous amount of credit. They did a great job. That's a very good ball club. You have to play really well to beat a good team on its home court."
- "We know what our challenges are on the road and we've got to do a good job of managing the team's off days and making sure that we're resting but still finding ways to improve. That's what we probably need a little of right now - recovery and get ready to battle again."

#### Worth Noting

- There were 14 lead changes and the game was tied five times.
- Gators missed first six shots from the floor as the Wildcats raced out to a 7-0- lead in the first 2:03 of the game.
- Both teams held a seven-point lead during the game, Florida's coming with 3:02 remaining in the third quarter.
- Florida committed 24 fouls; Northwestern 12
- The Gators converted 7-of-10 free throws; the Wildcats 16-of-26

#### First Half Numbers of Note

- Florida converted five three-pointers in the first half - more than in any complete game this season; had hit four in two games.
- The Gators had 10 players available for Friday's game and all 10 played.
- Florida was tied at halftime for the first time this season.
- There were eight lead changes and three tied scores in the first half.
- Northwestern's Nia Coffey, who began her career at Alabama, scored 20 points with seven rebounds in the first half.

### Game 6: #19/23 Florida 74, Wofford 51 November 30, 2016 \* Patriot Gym \* Ocala, Fla.

Florida opened Wednesday's game against Wofford with a 21-5 run and never looked back as the Gators posted a convincing 74-51 win vs. the Terriers at the College of Central Florida's Patriot Gym.

Senior **Ronni Williams**, who finished with a career-high 26 points along with 11 rebounds, scored UF's first six points and assisted on its next bucket that fueled the game-opening 10-2 run.

Wofford connected on a three, before the Gators came right back with 11 straight points - the first five from **Brooke Copeland** and the rest from Williams, as Florida's lead continued to grow.

The Terriers scored the final five points of the first quarter and closed the gap to 11 points, but **Eleanna Christinaki**, who netted 20 points her fourth 20-point game this season, waited for the second quarter to get on the board and boy did she - netting 1

# 2016-17 Florida Final Box Scores & Game Recaps

## Official Basketball Box Score -- Game Totals -- Final Statistics

Long Beach State vs Florida  
12/3/16 2:25 pm MT at Wells Fargo Arena (Tempe, Ariz.)

### Long Beach State 53 • 3-4

#	Player	Total			3-Ptr			Rebounds			PF	TP	A	TO	Blk	Stl	Min
		FG	FGA	FT	FTA	Off	Def	Tot									
03	Jackson, Chanterria	f	2-7	1-3	0-0	2	0	2	1	5	1	0	0	0	0	18	
13	Sawyer, Jewelyn	f	2-5	0-2	5-9	4	3	7	2	9	4	3	0	2	2	26	
02	Webster, Katie	g	2-4	2-2	0-0	0	0	0	1	6	0	1	0	1	17		
05	Hascheff, Gigi	g	2-8	2-4	2-4	0	1	1	3	8	3	3	0	1	23		
23	Wilson, Cece	g	1-8	0-3	0-2	1	2	3	3	2	2	1	1	1	23		
01	Gertz, Jessica	g	4-8	4-8	0-2	0	1	1	12	1	1	0	0	0	20		
11	McCowan, Martina	g	0-2	0-0	1-2	3	0	3	1	1	0	2	0	0	13		
12	Turner, Tyla	g	1-9	0-3	0-0	1	2	3	2	2	0	2	0	1	16		
22	Montgomery, Madison	g	2-11	1-4	1-1	1	5	6	2	6	1	0	2	0	31		
25	Henry, Alzena	g	1-2	0-0	0-0	1	1	2	0	2	0	0	0	0	13		
Team						5	2	7									
Totals			17-64	10-29	9-20	18	17	35	16	53	12	13	3	6	200		

1st - FG %:	4-14	28.6%	2nd:	4-13	30.8%	3rd:	7-20	35.0%	4th:	2-17	11.8%	Game:	17-64	26.6%	Deadball
3FG %:	3-7	42.9%	2-4:	3-7	42.9%	2-11:	18.2%	10-29:	34.5%	9-20:	45.0%				Rebounds
FT %:	3-4	75.0%	1-2:	3-3	100.0%	3-10:	30.0%								2

### Florida 83 • 6-1

#	Player	Total			3-Ptr			Rebounds			PF	TP	A	TO	Blk	Stl	Min
		FG	FGA	FT	FTA	Off	Def	Tot									
01	Williams,Ronni	f	9-15	0-0	0-0	5	4	9	3	18	3	1	2	1	23		
21	Christinaki,Eleanna	f	3-8	1-3	0-0	0	2	2	4	7	5	3	0	0	20		
44	Lorenzen,Haley	f	6-11	0-0	0-1	1	5	6	2	12	3	2	1	2	23		
00	Washington,Delicia	g	5-7	0-2	1-2	2	3	5	3	11	0	1	1	1	23		
11	Anderson,Dyandria	g	2-4	0-2	3-5	0	5	5	1	7	4	3	1	1	23		
05	Portakal,Elif	g	2-2	1-1	0-0	0	0	0	1	5	3	3	0	0	18		
15	Searcy,Sydney	g	4-6	0-1	1-2	0	1	1	4	9	2	1	0	1	21		
22	Morang,Sydney	g	1-3	1-2	0-0	1	1	2	0	3	0	0	0	0	8		
23	Copeland,Brooke	g	0-3	0-2	0-0	2	5	7	0	0	6	1	0	0	19		
24	Fleming,Tyshara	g	5-9	0-0	1-1	3	8	11	1	11	4	0	5	1	22		
Team						3	4	7									
Totals			37-68	3-13	6-11	17	38	55	19	83	30	16	10	7	200		

1st - FG %:	6-16	37.5%	2nd:	12-17	70.6%	3rd:	9-16	56.3%	4th:	10-19	52.6%	Game:	37-68	54.4%	Deadball
3FG %:	0-2	0.0%	0-3:	0.0%	1-2:	50.0%	2-6:	33.3%	3-13:	23.1%					Rebounds
FT %:	1-2	50.0%	1-2:	50.0%	3-6:	50.0%	1-1:	100.0%							2

Officials: Cathi Cornell, Shelley Nakasone, Brian Woods  
Technical fouls: Long Beach State-None, Florida-None.  
Attendance: 1428

Score by periods	1st	2nd	3rd	4th	Total
Long Beach State	14	12	18	9	53
Florida	13	25	22	23	83

Last FG - LBSU 4th-00:35, UF 4th-00:09.  
Largest lead - LBSU by 6 1st-03:33, UF by 31 4th-01:02.  
LBSU led for 03:44, UF led for 31:37. Game was tied for 04:18.

Points	In	Off	2nd	Fast	Bench
LBSU	12	18	13	2	23
UF	62	15	14	14	28

Score tied - 4 times.  
Lead changed - 5 times.

## Official Basketball Box Score -- Game Totals -- Final Statistics

Florida vs Arizona State  
12/4/16 2:05 pm MT at Wells Fargo Arena (Tempe, Ariz.)

### Florida 63 • 6-2

#	Player	Total			3-Ptr			Rebounds			PF	TP	A	TO	Blk	Stl	Min
		FG	FGA	FT	FTA	Off	Def	Tot									
01	Williams,Ronni	f	4-12	0-0	0-0	1	5	6	4	8	4	3	0	3	20		
44	Lorenzen,Haley	f	3-5	0-0	3-4	3	6	9	3	9	2	4	2	0	29		
00	Washington,Delicia	g	3-5	0-1	0-0	0	3	3	5	6	0	3	0	0	18		
11	Anderson,Dyandria	g	2-7	1-3	1-2	1	2	3	2	6	2	5	0	0	34		
21	Christinaki,Eleanna	g	7-14	1-5	3-4	0	4	4	3	18	1	4	0	1	34		
05	Portakal,Elif	g	0-0	0-0	0-0	0	0	0	0	0	0	1	0	1	6		
15	Searcy,Sydney	g	4-4	1-1	2-4	0	1	1	1	11	2	3	0	2	26		
22	Morang,Sydney	g	0-0	0-0	0-0	0	0	0	0	0	0	0	0	0	1		
23	Copeland,Brooke	g	1-2	1-2	0-0	0	1	1	3	3	0	1	1	1	18		
24	Fleming,Tyshara	g	1-1	0-0	0-0	0	5	5	4	2	1	1	1	0	14		
Team						1	3	4									
Totals			25-50	4-12	9-14	6	30	36	25	63	12	25	4	8	200		

1st - FG %:	6-12	50.0%	2nd:	5-7	71.4%	3rd:	8-14	57.1%	4th:	6-17	35.3%	Game:	25-50	50.0%	Deadball
3FG %:	0-1	0.0%	1-2:	50.0%	3-5:	60.0%	0-4:	0.0%	4-12:	33.3%					Rebounds
FT %:	0-0	0.0%	7-10:	70.0%	2-4:	50.0%	0-0:	0.0%	9-14:	64.3%					3

### Arizona State 69 • 5-2

#	Player	Total			3-Ptr			Rebounds			PF	TP	A	TO	Blk	Stl	Min
		FG	FGA	FT	FTA	Off	Def	Tot									
21	Brunner, Sophie	f	6-11	0-0	2-6	6	4	10	1	14	3	1	0	2	33		
24	Moos, Kelsey	f	4-6	3-4	0-0	3	5	8	1	11	8	1	0	2	31		
22	Dornstauder, Quinn	c	6-10	0-0	1-3	5	3	8	2	13	1	0	1	2	23		
03	Haines, Sabrina	g	0-5	0-2	3-3	0	0	0	3	3	4	4	0	2	26		
04	Russell, Kiara	g	0-4	0-1	0-0	0	0	0	4	0	0	3	0	1	12		
01	Richardson, Reili	g	3-12	0-4	3-6	2	1	3	1	9	3	3	1	2	28		
11	Ryan, Robbi	g	2-9	0-3	1-4	0	3	3	1	5	1	1	0	0	22		
33	Johnson-Chapman, Ch	g	1-1	0-0	0-0	2	0	2	0	2	0	1	0	0	5		
42	Ibis, Kianna	g	5-8	1-1	1-2	1	3	4	2	12	1	0	0	2	17		
52	Ruden, Jamie	g	0-1	0-0	0-0	0	0	0	0	0	0	0	1	0	3		
Team						0	2	2									
Totals			27-67	4-15	11-24	19	21	40	15	69	21	15	4	12	200		

1st - FG %:	7-20	35.0%	2nd:	5-18	27.8%	3rd:	2-15	13.3%	4th:	13-14	92.9%	Game:	27-67	40.3%	Deadball
3FG %:	0-6	0.0%	0-3:	0.0%	1-4:	25.0%	1-4:	25.0%	0-1:	0.0%	4-15:	26.7%			Rebounds
FT %:	2-1	20.0%	3-4:	75.0%	1-2:	50.0%	4-7:	57.1%	11-24:	45.8%					4

Officials: Penny Davis, Benny Luna, Alejandro Moreno  
Technical fouls: Florida-None, Arizona State-None.  
Attendance: 1773

Score by periods	1st	2nd	3rd	4th	Total
Florida	12	18	21	12	63
Arizona State	16	14	9	30	69

Last FG - UF 4th-01:30, ASU 4th-00:33.  
Largest lead - UF by 12 3rd-00:33, ASU by 7 2nd-09:00.  
UF led for 23:18, ASU led for 15:05. Game was tied for 01:37.

Points	In	Off	2nd	Fast	Bench
UF	36	17	6	9	16
ASU	34	29	16	4	28

Score tied - 4 times.  
Lead changed - 7 times.

## Game 7: #19/23 Florida 83, Long Beach State 53

### December 3, 2016 \* Wells Fargo Arena \* Tempe, Ariz. \* ASU Classic

Among Ronni Williams' game-high 18 points was the 1,000th of her career during an 83-53 victory against Long Beach State in the first round of the Arizona State Classic held at Wells Fargo Arena in Tempe.

Florida will play the hosting Sun Devils for the championship on Sunday at 4 p.m. ET/2 p.m. MT. Pac-12.com will provide live streaming video of the game between the two nationally-ranked teams, as the Gators check in at No. 19 in the AP poll and No. 23 by USA Today/WBCA. Arizona State (4-2) is No. 24 in the USA Today/WBCA poll and receiving votes in the AP.

Florida's height played a notable factor in the game, as the Gators swatted a season-high 10 shots – tied for the eighth-most in program history – from six different players, outscored the 49ers, 62-12, in the paint and won the rebounding battle, 55-35.

That height also played a role in Florida's dishing 30 assists on its 37 field goals. Eight different Gators had at least two of those assists, which was the second-most in program history. The last time the Gators dished as many was on Nov. 27, 2005 against Stetson. Junior Brooke Copeland's career-best six assists led the team effort.

### How it Happened

Long Beach State hit three consecutive three-pointers in a 9-0 run and took an early seven-point lead. Delicia Washington scored the next six points of the game and ignited a 20-5 run that gave Florida a 27-18 lead with 4:34 remaining in the first half.

During the run, Williams put back an offensive rebound that was her 1,000th career point, as she tied the game at 17 and the Gators never trailed again.

The teams traded buckets before the Gators closed the half with a 9-3 march and took a 38-26 halftime lead.

Florida ripped out of the second half scoring the first nine points, the first six by Haley Lorenzen, who finished with 12 points, and the Gators upped their lead to 21 points, 47-26, and were never threatened again.

### Double-Digit Gators

- Ronni Williams, Haley Lorenzen, Tyshara Fleming and Delicia Washington each scored in double-figures.
- Williams scored 18 for her 57th career double-figure scoring game, sixth this year. She also collected nine rebounds with three assists and a pair of blocks in 23 minutes.
- Lorenzen recorded 12 points for the 25th double-digit career game; every game this year.
- Fleming recorded the first double-double of her career with 11 points and 11 rebounds.

### Checking the Record Book

- Florida's 30 assists were one shy of the program history, set in four different games.
- The last time the Gators dished 30 was on Nov. 27, 2005, at home against Stetson.
- Florida blocked 10 shots for the first time since swatting 11 at Temple on Nov. 13, 2015. The school record is 14 blocked shots. Saturday's game marked the 11th time in program history the Gators have blocked 10 or more shots in a game.
- Fleming led UF's individual effort with blocked five shots, doing so for the second consecutive game.

### Other Numbers of Note

- Florida hit a season-best 54.4 percent of its shots (3

# 2016-17 Florida Final Box Scores & Game Recaps

## Official Basketball Box Score -- Game Totals -- Final Statistics Florida vs Florida State 12/08/16 6:00 pm at the Tucker Center - Tallahassee, Florida

### Florida 58 • 6-3

#	Player	Total			3-Ptr			Rebounds			PF	TP	A	TO	Blk	Stl	Min
		FG-FGA	FG-FGA	FT-FTA	Off	Def	Tot	Off	Def	Tot							
01	Williams,Ronni	f	8-13	0-0	4-6	1	4	5	4	20	2	6	0	0	0	28	
21	Christinaki,Eleanna	f	3-14	0-2	3-6	0	4	4	2	9	4	6	0	1	35		
44	Lorenzen,Haley	f	3-8	0-1	0-0	1	6	7	4	6	2	2	1	0	28		
00	Washington,Delicia	g	2-6	0-0	0-2	2	3	5	5	4	1	0	0	1	12		
11	Anderson,Dyandria	g	2-4	1-2	0-0	1	3	4	2	5	0	6	1	2	34		
15	Searcy,Sydney	g	1-2	0-1	0-0	0	0	0	4	2	1	3	0	1	16		
22	Morang,Sydney	g	0-1	0-0	0-0	0	1	1	0	0	0	0	0	0	4		
23	Copeland,Brooke	g	2-5	2-5	0-0	0	1	1	1	6	0	3	0	1	24		
24	Fleming,Tyshara	g	3-6	0-0	0-0	0	2	2	2	6	0	1	0	0	19		
Team						4	2	6									
Totals			24-59	3-11	7-14	9	26	35	24	58	10	27	2	6	200		

1st - FG %: 7-16 43.8% 2nd: 6-14 42.9% 3rd: 4-10 40.0% 4th: 7-19 36.8% Game: 24-59 40.7% Deadball Rebounds 5,3  
3FG %: 1-2 50.0% 1-3 33.3% 0-2 0.0% 1-4 25.0% 3-11 27.3%  
FT %: 0-0 0.0% 1-1 100.0% 6-12 50.0% 0-1 0.0% 7-14 50.0%

### Florida State 83 • 9-1

#	Player	Total			3-Ptr			Rebounds			PF	TP	A	TO	Blk	Stl	Min
		FG-FGA	FG-FGA	FT-FTA	Off	Def	Tot	Off	Def	Tot							
20	Thomas, Shakayla	f	6-13	0-0	4-4	0	5	5	3	16	0	4	0	2	29		
23	Slaughter, Ivey	f	5-9	0-0	3-4	5	5	10	3	13	1	1	0	6	34		
10	Romero, Leticia	g	7-14	2-4	5-6	2	4	6	3	21	4	2	0	3	28		
12	Brown, Brittany	g	3-7	1-4	6-9	2	4	6	2	13	7	5	0	5	34		
32	Wright, Imani	g	3-13	3-9	3-5	1	3	4	2	12	4	3	0	1	36		
11	Conde, Maria	g	1-3	0-0	0-0	1	2	3	0	2	0	0	0	1	8		
24	Ekhomu, Nicole	g	0-2	0-1	0-0	1	0	1	3	0	0	0	0	0	8		
50	White, Chatrice	g	2-6	0-0	2-4	5	3	8	2	6	0	3	1	0	23		
Team						0	2	2									
Totals			27-67	6-18	23-32	17	28	45	18	83	16	18	1	18	200		

1st - FG %: 8-20 40.0% 2nd: 6-16 37.5% 3rd: 6-17 35.3% 4th: 7-14 50.0% Game: 27-67 40.3% Deadball Rebounds 3  
3FG %: 2-8 25.0% 0-2 0.0% 2-5 40.0% 2-3 66.7% 6-18 33.3%  
FT %: 4-5 80.0% 5-7 71.4% 4-8 50.0% 10-12 83.3% 23-32 71.9%

Officials: Eric Brewton, Edward Sidlasky, Jennifer Rezac  
Technical fouls: Florida-None. Florida State-Wright, Imani.  
Attendance: 3390

Score by periods	1st	2nd	3rd	4th	Total
Florida	15	14	14	15	58
Florida State	22	17	18	26	83

Last FG - UF 4th-00:08, FS 4th-01:05.  
Largest lead - UF by 3 1st-08:44, FS by 29 4th-00:45.  
UF led for 03:10, FS led for 35:30. Game was tied for 01:20.

	In	Off	2nd	Fast	Bench
Points	Paint	T/O	Chance	Break	
UF	26	12	2	8	14
FS	32	25	19	17	8

Score tied - 3 times.  
Lead changed - 6 times.

## Official Basketball Box Score -- Game Totals -- Final Statistics N.C. A&T vs Florida

### 12/11/16 3pmET/2pmCT at Panama City, FL - Harrison Field House

### N.C. A&T 38 • 1-7

#	Player	Total			3-Ptr			Rebounds			PF	TP	A	TO	Blk	Stl	Min
		FG-FGA	FG-FGA	FT-FTA	Off	Def	Tot	Off	Def	Tot							
10	Tyler,Charnise	c	2-6	0-0	0-0	4	2	6	1	4	0	1	0	1	20		
01	Kilpatrick,Aliah	g	4-12	0-2	0-1	3	5	8	1	8	4	4	0	4	33		
04	Martin,Whitney	g	1-5	0-2	0-0	1	2	3	3	2	2	0	0	1	24		
20	Brown,Dana	g	5-22	5-17	1-2	0	2	2	2	16	2	7	0	2	38		
23	Fitzgerald,Michelle	g	2-12	1-6	1-2	2	3	5	4	6	1	4	0	1	31		
02	Bostick,Shantell	g	0-0	0-0	0-0	0	2	2	0	0	0	2	0	0	7		
03	McCray,Cinia	g	0-1	0-1	0-0	0	0	0	0	0	0	0	0	0	2		
15	Lessears,Alexus	g	0-2	0-0	0-1	0	5	5	5	0	0	1	0	1	19		
22	Hill,Le'on	g	0-0	0-0	0-0	0	0	0	0	0	0	0	0	0	1		
30	Story,Quenswayla	g	1-5	0-0	0-0	1	1	2	2	2	0	0	0	0	22		
35	James,Channing	g	0-1	0-0	0-0	0	0	0	0	0	0	0	0	0	3		
Team						3	2	5									
Totals			15-66	6-28	2-6	14	24	38	18	38	9	19	0	10	200		

1st - FG %: 3-17 17.6% 2nd: 5-19 26.3% 3rd: 6-16 37.5% 4th: 1-14 7.1% Game: 15-66 22.7% Deadball Rebounds 1  
3FG %: 0-8 0.0% 1-4 25.0% 3-7 42.9% 1-4 25.0% 0-9 0.0% 6-28 21.4%  
FT %: 0-0 0.0% 1-2 50.0% 1-4 25.0% 1-4 25.0% 0-0 0.0% 2-6 33.3%

### Florida 67 • 7-3

#	Player	Total			3-Ptr			Rebounds			PF	TP	A	TO	Blk	Stl	Min
		FG-FGA	FG-FGA	FT-FTA	Off	Def	Tot	Off	Def	Tot							
01	Williams,Ronni	f	3-6	0-0	3-3	2	8	10	1	9	4	8	0	1	31		
44	Lorenzen,Haley	f	3-12	0-1	2-4	4	6	10	1	8	1	2	3	1	30		
24	Fleming,Tyshara	c	4-5	0-0	0-0	2	6	8	3	8	1	2	0	1	19		
11	Anderson,Dyandria	g	2-8	0-3	4-6	2	3	5	1	8	4	2	1	3	33		
23	Copeland,Brooke	g	4-8	3-6	2-2	1	3	4	2	13	0	1	1	2	31		
00	Washington,Delicia	g	4-6	0-0	2-3	0	4	4	2	10	0	4	0	1	18		
15	Searcy,Sydney	g	3-8	0-3	2-2	0	0	0	0	8	1	1	0	2	24		
22	Morang,Sydney	g	1-5	0-3	1-2	3	3	6	0	3	2	0	0	0	14		
Team						0	7	7									
Totals			24-58	3-16	16-22	14	40	54	10	67	13	20	5	11	200		

1st - FG %: 5-20 25.0% 2nd: 3-9 33.3% 3rd: 9-15 60.0% 4th: 7-14 50.0% Game: 24-58 41.4% Deadball Rebounds 2  
3FG %: 1-11 9.1% 0-2 0.0% 0-1 0.0% 2-2 100.0% 3-16 18.8%  
FT %: 0-0 0.0% 6-8 75.0% 3-5 60.0% 7-9 77.8% 16-22 72.7%

Officials: Cameron Inouye, Amy Bonner, Wesley Dean

Technical fouls: N.C. A&T-None. Florida-None.

Attendance: 720

Score by periods	1st	2nd	3rd	4th	Total
N.C. A&T	8	12	16	2	38
Florida	11	12	21	23	67

Last FG - NCAT 4th-04:00, UF 4th-01:17.  
Largest lead - NCAT by 3 2nd-07:34, UF by 29 4th-01:17.  
NCAT led for 05:12, UF led for 34:04. Game was tied for 00:44.

Score tied - 1 time.  
Lead changed - 2 times.

### Game 9: #7 Florida State, #23/25 Florida 58

#### December 8, 2016 \* Donald L. Tucker Center \* Tallahassee, Fla.

Florida battled down a double-digit deficit to six points before No. 7 Florida State ripped off a 34-15 run in final 13 minutes for an 83-58 win at the Donald L. Tucker Center on Thursday evening.

This was the first time in the 73-game series that both in-state rivals entered the game nationally ranked and for the first seven minutes and late into the 2nd quarter it definitely took shape as such.

FSU used a 10-0 run near the end of the first quarter and held a 22-15 lead.

Florida battled back in the second quarter and cut its deficit to five on several occasions, the last coming with 1:10 left in the first half after Haley Lorenzen took a feed from Eleanna Christinaki and the Gators were within 34-29.

The Seminoles mounted another push to end this frame and scored the final five points and took a 39-29 halftime lead.

#### Numbers of Note

- Ronni Williams led Florida with 20 points and was the only Gator in double-figure scoring. It was her second 20-point game of the season and third of her career.
- FSU's entire starting five scored double-digits, paced by Leticia Romero's 21.
- Florida actually hit a slightly better field goal percentage at 40.7 percent (24-59) compared to FSU's 40.3 percent (27-67).
- The Gators were outscored for the second straight game, 45-35, with 17 of FSU's coming on the offensive end that it turned into 19 second chance points.
- UF's 27 turnovers were a season high.

#### Technically, a Tough Stretch

- The Gators missed an opportunity to shave off a good part of their deficit in the third quarter by converting just 2-of-6 free throws during a short span.
- Four of those attempts came during a technical foul situation against Florida State. Delicia Washington was fouled attempted a layup and was then shoved.
- Eleanna Christinaki shot and made the two technical free throws, however, the officials realized their mistake of having her shoot first and waved off the makes. Washington then missed both of her attempts. Christinaki went back to the line for the technical foul free throws and made one this time, inching the Gators closer at 47-40.
- Florida then got the ball but wasn't able to capitalize offensively, and what could have been at least a six-point swing was just one point.
- Just 30 seconds late, Ronni Williams went to the free throw line and connected on just one that brought the score to 47-41 with 4:41 remaining in the third quarter.

#### The Ensuing Run

- After that technical-foul stretch, the teams traded free throws and with Florida still within six points, 49-43, and 3:20 remaining in the third quarter, Florida State ripped off the last eight straight points of the quarter and stretched its lead to 14 points, 57-43.
- The Gators were able to get within single digit points, 59-50, after Brooke Copeland knocked down a three and Christinaki added a layin with 8:11 to play.
- FSU countered with a 14-2 run over the next four minutes and took a 73-52 lead with 4:14 remaining and the Gators never recovered.

#### First Half Foul Woes Continue

- For the second consecutive game, Florida found its frontcourt in significant foul trouble, with Ronni Williams (3), Haley Lorenzen (2) and Tyshara Fleming (2) each hearing the whistle early and often.
- Williams' third foul was particularly frustrating, as she was called trying to block a three-point shot with 50 seconds remaining in the half. While Imani Wright made just one of those attempts from the line, Ivey Slaughter grabbed her final attempt and put it back for an easy layup that brought the score to 37-29.
- Starting guard Delicia Washington picked up two in the first quarter and played just four minutes as a result.
- The frontcourt's foul trouble helped contributed to the Gators being outscored 26-12

### Game 10: #23/25 Florida 67, N.C. A&T 38

December 11, 2016 \* Gulf Coast State College's Harrison Field House \* Panama City, Fla. Junior Brooke Copeland knocked down back-to-back three-pointers early during the fourth quarter that proved to be the dagger shots in Florida's 67-38 win against North Carolina A&T on Sunday.

Copeland finished with a team-high 13 points for the fifth double-digit scoring game of her career and first game since netting 11 points at Mississippi State on Feb. 15, 2015.

All eight who dressed for the game scored for the shorthanded Gators, who outscored the Aggies, 23-2, in the fourth quarter, when Florida hit 7-of-14 shots and NCAT managed just 1-of-14.

Freshman Delicia Washington, who was benched for the first half and finished with 10 points, scored the first points of the final quarter before Copeland knocked down the pair of threes that continued Florida's 5-0 run that ended the third and extended the game-deciding march into a 19-0 run. That spree increased the Gator's three-point lead into a 58-36 margin with 6:18 remaining.

A bucket by Whitney Martin with four minutes to go was the lone points of the fourth quarter for N.C. A&T, as Florida scored the final eight points for the final margin of victory.

The shorthanded Gators struggled to find their offensive rhythm until that devastating run, as every time Florida seemed to mount a run, the Aggies would come right back. The game was tied at 27 with 6:02 showing on the third quarter clock before Florida used an 11-3 run. NCAT countered with a 6-1 run and cut the Gator's advantage to three, 39-36, with 1:55 left in the third.

That's when Haley Lorenzen's offensive rebound putback ignited the game-changing 19-0 run that started the game-ending 27-2 march.

#### Individual Numbers of Note

- Junior Brooke Copeland scored a season-high 13 points for her first double-figure scoring game of the year, fifth of her career and first since Feb. 15, 2015.
- Junior Haley Lorenzen collected a career-high 10 rebounds with eight points and scored in her 70th consecutive game (every game she has played during her career)
- Senior Ronni Williams recorded 10 rebounds and nine points; collected the 650th career rebound during the game
- Freshman Delicia Washington scored 10 points for her fourth double-figure scoring game.

#### Eight is Great

- Seven of the eight Gators who dressed scored at least eight points on Sunday.
- Four Gators scored eight points: Haley Lorenzen, Tyshara Fleming, Dyandria Anderson and Sydney Searcy
- Williams recorded nine points ... Washington added 10 points ... Copeland scored 13 points

#### Team Numbers of Note

- This was the second time this season the Gators have held their opponent scoring total to the 30s (South Alabama managed 33 points, Nov. 11)
- N.C. A&T shot 22.7 percent (15-66) from the floor, the second-lowest by a Gator opponent this season (19.6 percent by South Alabama)
- Florida out-rebounded the Aggies, 54-38, during the game, including a 16-4 margin in the third quarter.
- The game was Florida's 10th game as part of a 12-game season-opening road trip, as the Gator's home arena - Exactech Arena at the O'Connell Center - is undergoing a \$64.5 million renovation. Florida's first home game is scheduled for Dec. 28.



# 2016-17 Florida Final Box Scores & Game Recaps

## Official Basketball Box Score -- Game Totals -- Final Statistics Florida vs Indiana 12/20/16 7:45 p.m. at Winter Park, Fla. - Warden Arena

Florida 88 • 7-4

#	Player	Total		3-Ptr		Rebounds			PF	TP	A	TO	Blk	Stl	Min
		FG-FGA	FG-FGA	FT-FTA	Off	Def	Tot								
01	Williams,Ronni	f	9-13	0-1	4-7	1	4	5	3	22	6	5	1	0	36
23	Copeland,Brooke	f	1-5	1-5	0-0	0	1	1	3	3	2	2	1	0	30
44	Lorenzen,Haley	f	6-11	2-2	0-0	0	0	0	4	14	0	2	2	2	29
00	Washington,Delicia	g	11-22	2-2	7-16	3	4	7	4	31	2	2	0	2	33
11	Anderson,Dyandria	g	1-2	0-1	1-2	0	2	2	4	3	2	3	1	0	23
15	Searcy,Sydney	g	1-2	0-1	0-0	0	1	1	5	2	0	2	0	0	15
22	Morang,Sydney	g	0-2	0-1	0-0	0	2	2	0	0	0	0	0	0	11
24	Fleming,Tyshara	g	4-6	0-0	5-8	4	5	9	1	13	0	0	1	1	23
Team						4	3	7							
Totals			33-63	5-13	17-33	12	22	34	24	88	12	16	6	5	200
1st - FG %:		7-13	53.8%	2nd: 6-17	35.3%	3rd: 10-18	55.6%	4th: 10-15	66.7%	Game: 33-63	52.4%	Deadball			
3FG %:		0-3	0.0%	1-3	33.3%	2-4	50.0%	2-3	66.7%	5-13	38.5%	Rebounds			
FT %:		3-9	33.3%	2-6	33.3%	4-8	50.0%	6-10	60.0%	17-33	51.5%	9			

Indiana 102 • 9-3

#	Player	Total		3-Ptr		Rebounds			PF	TP	A	TO	Blk	Stl	Min
		FG-FGA	FG-FGA	FT-FTA	Off	Def	Tot								
33	Cahill,Amanda	f	9-16	3-5	0-0	3	7	10	3	21	5	3	1	1	39
43	Anderson,Jenn	c	5-7	0-0	2-2	1	7	8	4	12	0	3	1	0	30
03	Buss,Tyra	g	7-16	2-5	19-20	3	0	3	2	35	6	2	0	2	39
21	McBride,Karlee	g	4-9	3-8	0-0	0	2	2	4	11	1	3	0	2	20
23	Gassion,Alexis	g	3-6	0-1	9-10	2	4	6	4	15	8	1	1	1	36
05	Gulley,Ria	g	2-7	2-6	0-0	0	1	1	2	6	2	0	0	0	20
11	Royster,Kym	g	0-0	0-0	0-0	0	1	1	4	0	0	0	0	1	4
13	Foresman,Darby	g	1-1	0-0	0-0	0	1	1	2	2	0	0	0	1	6
22	Elbert,Tia	g	0-1	0-0	0-0	0	0	0	1	0	0	1	0	0	2
24	Towner,Tyshee	g	0-1	0-0	0-0	0	0	0	1	0	0	0	0	0	3
31	Wickware,Bre	g	0-0	0-0	0-0	0	0	0	0	0	0	0	0	0	1
Team						1	1	2							
Totals			31-64	10-25	30-32	10	24	34	27	102	22	13	3	8	200
1st - FG %:		8-17	47.1%	2nd: 5-14	35.7%	3rd: 10-17	58.8%	4th: 8-16	50.0%	Game: 31-64	48.4%	Deadball			
3FG %:		4-9	44.4%	2-6	33.3%	3-7	42.9%	1-3	33.3%	10-25	40.0%	Rebounds			
FT %:		14-14	100.0%	11-12	91.7%	3-4	75.0%	2-2	100.0%	30-32	93.8%	3,1			

Officials: Luis Gonzalez, Travis Jones, Tommi Paris

Technical fouls: Florida-TEAM. Indiana-None.

Attendance: 829

World Class Basketball Florida Sunshine Classic Game 4

Score by periods	1st	2nd	3rd	4th	Total
Florida	17	15	26	30	88
Indiana	34	23	26	19	102

Last FG - UF 4th-00:00, IND 4th-01:18.

Largest lead - UF by 1 1st-08:40, IND by 29 2nd-01:48.

UF led for 01:17, IND led for 37:54. Game was tied for 00:49.

Score tied - 2 times.

Lead changed - 4 times.

## Official Basketball Box Score -- Game Totals -- Final Statistics Florida A&M vs Florida 12/21/16 5:30 p.m. at Winter Park, Fla. - Warden Arena

Florida A&M 65 • 1-10

#	Player	Total		3-Ptr		Rebounds			PF	TP	A	TO	Blk	Stl	Min
		FG-FGA	FG-FGA	FT-FTA	Off	Def	Tot								
15	McCray, Alicia	f	3-3	1-1	0-0	1	3	4	2	7	2	3	0	1	21
40	Burney-Robinson, Sha	c	3-5	0-0	4-4	4	3	7	3	10	0	1	1	1	20
01	Sweeting, Cedricka	g	4-19	1-9	1-2	4	4	6	1	10	6	4	1	1	35
03	Nguyen, Victoria	g	4-5	0-0	0-0	4	0	4	2	8	1	8	0	5	26
25	Smith, Jamella	g	0-0	0-0	0-0	0	0	0	3	0	1	2	0	1	4
02	King, Dawn	g	0-0	0-0	0-0	0	0	0	0	0	0	0	0	0	4
04	Yurdkul, Ecenur	g	1-6	1-3	0-0	0	0	0	3	3	0	1	0	0	13
11	Ouattara, Florence	g	4-15	3-8	4-4	1	4	5	2	15	1	9	0	3	28
12	Holland, London	g	0-1	0-1	0-0	0	0	0	0	0	1	0	0	0	4
13	Royal, Dy'Manee	g	0-2	0-0	2-2	1	2	3	2	2	1	0	0	0	12
22	Davis, Ny'Asia	g	1-1	0-0	0-0	0	3	3	2	2	0	4	1	3	13
32	Morrison, Shakerrya	g	3-7	0-0	2-3	3	1	4	2	8	1	4	0	1	20
Team						2	2	4							
Totals			23-64	6-22	13-15	18	22	40	22	65	14	36	3	15	200
1st - FG %:		5-13	38.5%	2nd: 6-15	40.0%	3rd: 6-15	40.0%	4th: 6-21	28.6%	Game: 23-64	35.9%	Deadball			
3FG %:		3-7	42.9%	1-4	25.0%	0-6	0.0%	2-5	40.0%	6-22	27.3%	Rebounds			
FT %:		0-0	0.0%	4-4	100.0%	7-9	77.8%	2-2	100.0%	13-15	86.7%	3			

Florida 78 • 8-4

#	Player	Total		3-Ptr		Rebounds			PF	TP	A	TO	Blk	Stl	Min
		FG-FGA	FG-FGA	FT-FTA	Off	Def	Tot								
01	Williams,Ronni	f	10-16	0-1	5-6	5	3	8	3	25	4	7	0	3	29
44	Lorenzen,Haley	f	7-13	0-1	2-4	1	6	7	2	16	0	3	1	5	34
24	Fleming,Tyshara	c	6-10	0-0	3-6	4	4	8	3	15	2	3	1	2	30
00	Washington,Delicia	g	0-4	0-0	0-0	2	2	4	4	0	1	3	0	4	20
11	Anderson,Dyandria	g	5-10	1-4	2-2	1	0	1	2	13	7	5	0	3	33
15	Searcy,Sydney	g	0-4	0-2	0-0	2	3	5	5	0	2	1	0	2	16
22	Morang,Sydney	g	2-5	2-5	0-0	0	2	2	2	6	2	3	0	0	22
23	Copeland,Brooke	g	1-4	1-4	0-0	0	0	0	3	0	4	0	1	1	16
Team						1	2	3							
Totals			31-66	4-17	12-18	16	22	38	21	78	18	29	2	20	200
1st - FG %:		5-17	29.4%	2nd: 9-20	45.0%	3rd: 9-15	60.0%	4th: 8-14	57.1%	Game: 31-66	47.0%	Deadball			
3FG %:		2-7	28.6%	0-1	0.0%	0-3	0.0%	2-5	33.3%	4-17	23.5%	Rebounds			
FT %:		4-5	80.0%	5-7	71.4%	1-3	33.3%	2-3	66.7%	12-18	66.7%	3			

Officials: Bill Larence, Shandra Twine, Whitney Dunlap

Technical fouls: Florida A&M-None. Florida-None.

Attendance: 618

World Class Basketball Florida Sunshine Classic Game 7

Score by periods	1st	2nd	3rd	4th	Total
Florida A&M	13	17	19	16	65
Florida	16	23	19	20	78

Last FG - FAMU 4th-00:02, UF 4th-01:53.

Largest lead - FAMU by 2 1st-08:44, UF by 20 4th-06:23.

FAMU led for 00:41, UF led for 36:43. Game was tied for 02:09.

Score tied - 1 time.

Lead changed - 5 times.

## Game 12: Florida 78, Florida A&M 65 December 21, 2016 \* Warden Arena \* Winter Park, Fla.

Ronni Williams scored a game-high 25 points to lead four Gators in double-digit scoring and a 78-65 win against Florida A&M at the Florida Sunshine Classic played at Warden Arena on the campus of Rollins College on Wednesday evening.

The victory successfully wrapped up Florida's season-opening 12-game road trip, as the team traveled 8,289 miles waiting for the completion of the \$64.5 million renovations taking place in Gainesville. The Gators make their debut in the newly renamed Exactech Arena at the Stephen C. O'Connell Center on Wednesday, December 28, when Florida plays host to Southeastern Louisiana, with tip-off scheduled for 7 p.m.

During Wednesday's game in Winter Park, Fla., the Rattlers kept it close the entire first half and held a 23-22 lead with 5:05 remaining in the second quarter. That's when Florida used a 19-7 run that included 11 points from Williams, who hit 10-of-16 from the field during the game, four points from Dyandria Anderson and two each from Haley Lorenzen and Tyshara Fleming.

FAMU scored the next four points and closed to within seven points, before the Gators countered with a 26-15 march - capped by Williams' three-point-play - that went into the fourth quarter and Florida held a 69-49 lead with 6:23 left in the game and Florida rode its eighth win of the season.

- Updated Records:**
- Florida: 8-4
  - Florida A&M: 1-10

- Double-Digit Gators**
- Williams' 25 points marked her fourth 20-point game of the year, as well as her 60th career double-figure scoring game. Williams also collected a game-high-tying eight rebounds.
  - Lorenzen scored 16 points (7-13 FG) with seven rebounds and a career-best five steals.
  - Fleming scored 15 points (6-10 FG) with eight rebounds.
  - Anderson tied her career high of 13 points for her first double-figure scoring game of the year; dished a game-high seven assists.

- Numbers of Note**
- Florida committed a season-high 29 turnovers and forced FAMU into 36 miscues, the most by an opponent this season
  - The Gators tied their season-best of 20 steals (also vs. South Alabama)
  - Tonight was the first time the Gators have been out rebounded in a victory
  - There were five lead changes and one tied score

### Other Double-Digit Gators

- Ronni Williams scored 15 of her 22 points in the second half; this was her third 20-point game this year, fourth of her career. Williams also dished a career-high six assists.
- Tyshara Fleming just missed the second double-double of her career with 13 points and nine rebounds
- Haley Lorenzen contributed 14 points on 6-11 shooting that included a pair of three-pointers.

### First Half Numbers of Note

- Indiana took a commanding 57-32 halftime lead.
- IU was 25-of-26 from the free throw line in the first half, while UF managed to convert just 5-of-15.
- Both teams converted 13 field goals, but six of IU's were three-pointers, compared to just one by Gator forward Haley Lorenzen.
- The teams shot nearly identically during the first half: UF hit 13-30 from the floor overall; IU was 13-31
- IU converted 11 Gator turnovers into 17 points for a 17-2 advantage.
- Hoosier guard Tyra Buss scored 25 first-half points, which included a 19-20 effort from the free throw line.
- Gator freshman Delicia Washington scored a team-high 14 points in the first half, and connected on just 4-of-12 from the line.
- Florida collected 16 personal fouls, with Dyandria Anderson and Sydney Searcy each whistled for four.
- There were four lead changes and two tied scores in the first 2:02 of the game and it seemed to be shaping up to be a tight battle.
- After Ronni Williams' put back an offensive rebound that gave Florida a 7-6 lead, Indiana ripped off 10 straight points, as personal fouls accumulated for the Gators and the Hoosiers were near perfect from the line.
- Florida wouldn't score consecutive points until Sydney Searcy hit a jumper with 56 seconds remaining in the first half and Delicia Washington followed with a bucket with 14 seconds on the clock.

### Other Number of Note

- The 102 points allowed were the most Florida has given up since Vanderbilt scored 103 during a double-overtime affair on Feb. 6, 2011.
- This was the 18th time an opponent has scored 100 points in a game.
- IU's Tyra Buss's free throws made (19) and attempted (20) were the most ever by an opponent.
- The Hoosiers hit 30-of-32 free throw attempts during the game for a 93.8 percent mark - the fourth-highest percentage in a game by an opponent in history.
- Washington became just the fifth freshman in program history to score at least 30 in a game.

# 2016-17 Florida Final Box Scores & Game Recaps

## Official Basketball Box Score -- Game Totals -- Final Statistics Southeastern La. vs Florida 12/28/16 7:00 pm ET at Gainesville, FL (Exactech Arena)

### Southeastern La. 51 • 2-9

#	Player	Total		3-Ptr		Rebounds			PF	TP	A	TO	Blk	Stl	Min		
		FG-FGA	FG-FGA	FT-FTA	Off	Def	Tot										
22	Stewart, Chey	f	2-3	0-0	1-4	1	2	3	5	5	0	0	0	1	14		
05	Dugas, Charliee	g	2-6	1-3	2-2	0	1	1	3	7	0	4	0	1	14		
13	Stinson, Taz	g	1-4	0-0	0-0	0	2	2	4	2	0	5	0	1	21		
14	Underwood, Taylin	g	3-12	0-8	0-0	2	4	6	2	6	5	8	0	3	34		
30	Brailey, Ashailee	g	1-5	1-3	0-0	1	1	2	5	3	0	2	0	0	24		
01	Dawsey, Courtney	g	3-5	2-3	0-0	0	1	1	2	8	1	3	0	0	15		
10	Stears, Baylie	g	3-6	2-4	0-0	0	3	3	1	8	0	0	0	0	19		
12	Harrison, Chambria	g	1-2	0-0	0-0	0	0	0	2	2	1	1	0	0	7		
23	Scholvin, Jaclyn	g	1-5	1-4	0-0	0	3	3	5	3	3	8	0	0	27		
33	Warren, Bre	g	3-8	0-3	1-2	0	0	0	3	7	2	0	0	1	25		
	Team		5	3	8				2								
	Totals		20-56	7-28	4-8	9	20	29	32	51	12	33	0	7	200		
1st	FG %:	5-13	38.5%	2nd:	3-14	21.4%	3rd:	7-14	50.0%	4th:	5-15	33.3%	Game:	20-56	35.7%	Deadball	
	3FG %:	0-3	0.0%		2-9	22.2%		4-7	57.1%		1-9	11.1%		7-28	25.0%	Rebounds	2
	FT %:	0-0	0.0%		3-4	75.0%		1-2	50.0%		0-2	0.0%		4-8	50.0%		

### Florida 102 • 9-4

#	Player	Total		3-Ptr		Rebounds			PF	TP	A	TO	Blk	Stl	Min		
		FG-FGA	FG-FGA	FT-FTA	Off	Def	Tot										
01	Williams,Ronni	f	14-16	0-0	6-7	5	7	12	2	34	3	0	2	2	26		
44	Lorenzen,Haley	f	4-9	0-1	7-8	4	6	10	1	15	0	5	1	0	27		
24	Fleming,Tyshara	c	3-6	0-0	5-10	3	5	8	3	11	2	1	1	1	24		
00	Washington,Delicia	g	4-7	0-1	6-9	2	1	3	2	14	3	3	0	6	28		
11	Anderson,Dyandria	g	4-9	0-1	3-4	0	3	3	0	11	4	1	1	2	24		
22	Searcy,Sydney	g	3-7	0-1	3-5	1	2	3	2	9	2	4	0	2	23		
15	Morang,Sydney	g	1-8	1-6	0-0	2	1	3	1	3	3	0	0	5	24		
23	Copeland,Brooke	g	2-5	1-4	0-0	0	1	1	2	5	0	2	0	1	24		
	Team		1	3	4												
	Totals		35-67	2-14	30-43	18	29	47	13	102	17	16	5	19	200		
1st	FG %:	14-21	66.7%	2nd:	7-19	36.8%	3rd:	4-9	44.4%	4th:	10-18	55.6%	Game:	35-67	52.2%	Deadball	
	3FG %:	1-5	20.0%		1-6	16.7%		0-2	0.0%		0-1	0.0%		2-14	14.3%	Rebounds	7
	FT %:	7-8	87.5%		4-7	57.1%		14-19	73.7%		5-9	55.6%		30-43	69.8%		

Officials: Luis Gonzalez, Troy Winders, Chaney Muench  
Technical fouls: Southeastern La.-None, Florida-None.  
Attendance: 1619  
SL#30 A.Brailey fouls out at 5:19(4), SL#22 C.Stewart at 2:04(4)  
SL#23 J.Scholvin at 0:31.7(4).

Score by periods	1st	2nd	3rd	4th	Total
Southeastern La.	10	11	19	11	51
Florida	36	19	22	25	102

Last FG - SLU 4th-01:52, UF 4th-03:29.  
Largest lead - SLU None, UF by 52 4th-02:04.  
SLU led for 00:00, UF led for 39:21. Game was tied for 00:25.

### Game 13: Florida 102, Southeastern Louisiana 51

**December 28, 2016 \* Exactech Arena at the Stephen C. O'Connell Center \* Gainesville, Fla.** After a 12-game season-opening road trip, the Gators played their first home game of the 2016-17 season and looked every bit as excited and fresh as their newly renovated arena sparkled and gleamed.

Senior **Ronni Williams** was honored in a pregame ceremony for topping the 1,000-career point plateau during the December 3 game against Long Beach State. She scored the first points in the newly renamed and put on a show for the Gator faithful, as she scored a career-best 34 points and led Florida to a 102-51 victory against Southeastern Louisiana.

Early on, it looked like Williams was trying to net another 1,000 points during the actual game, scoring 20 points on 9-of-10 shooting in the first quarter alone and helping the Gators take a commanding 55-21 halftime lead.

Florida ended the first quarter with a 17-2 run for a 36-10 lead and never looked back en route to its second-largest margin of victory this season in its final non-conference game of the season.

All eight Gators who suited up during the game, scored, and all five starters recorded a double-digit offensive output.

Junior Haley Lorenzen posted the first double-double of her career, netting with 15 points and tying a career-best 10 rebounds.

Freshman Delicia Washington added 14 points with a career-best six steals, tied for the most by a Gator this season, while senior Tyshara Fleming tallied 11 points and eight rebounds and junior Dyandria Anderson had 11 points.

Freshman Sydney Searcy finished with nine points, while classmate Sydney Morang hit a three and collected five steals and junior Brooke Copeland added five points that included a three-pointer in her sixth consecutive game.

### There's No Place Like Home

- The Gators opened the season with a 12-game road trip waiting for the completion of the \$64.5 million renovations to be completed on their home arena.
- Leading up to Wednesday's home-opener, Florida completed 8,799 round-trip miles traveled via 13 bus trips, seven airplane flights, 11 different hotels and played 12 games over a 48-day span.
- Tonight was UF's seventh consecutive home win.
- UF improved to 34-9 all-time in home-opener and has won five straight, as well as 11 of its last 12 home-opener.
- The Gator's last home game was 305 days ago - Feb. 28, 2016 vs. Auburn

### Individual Numbers of Note

- Ronni Williams scored a career-high 34 points (was 25 vs. Wofford, Nov. 30, 2016), the most by a Gator since Vanessa Hayden scored 36 against Oakland on November 16, 2001.
- Williams collected 12 rebounds for her fourth double-double this year and 17th of career
- Delicia Washington collected a career-high six steals (was four, twice); also tied for the most by a Gator this season (Anderson had 6 vs. South Alabama, Nov. 11)

### Team Numbers of Note

- UF's 53 first-half points were its third-most at home in the first half of a game in program history (70 vs. Saint Francis, Dec. 20, 2015; 60 points vs. Stetson, Nov. 29, 1991)
- This was the first time this season five Gators scored in double-figures; and first time since February 18, 2016, against Vanderbilt
- Florida shot and made a season-best from the free throw line, 30-of-43
- SLU committed 33 turnovers, the third time this year an opponent has had at least 30 miscues
- Florida wore orange uniforms for the first time since December 28, 2007, when the Gators defeated Holy Cross, 66-52

## Official Basketball Box Score -- Game Totals -- Final Statistics Auburn vs Florida 01/01/17 2 pm ET at Gainesville, FL (Exactech Arena)

### Auburn 82 • 11-4, 1-0 SEC

#	Player	Total		3-Ptr		Rebounds			PF	TP	A	TO	Blk	Stl	Min		
		FG-FGA	FG-FGA	FT-FTA	Off	Def	Tot										
15	Jazmine Jones	f	1-3	0-0	0-2	2	0	2	3	2	1	1	0	1	28		
23	Jessica Jones	f	3-4	0-0	0-4	3	3	6	4	6	0	2	0	1	23		
10	Brandy Montgomery	g	7-14	7-8	5-6	2	2	4	1	26	1	4	0	1	35		
13	Katie Frerking	g	10-22	3-9	1-2	3	7	10	3	24	4	2	1	5	37		
33	Janiah McKay	g	5-14	1-2	5-8	0	2	2	4	16	5	0	0	0	26		
00	Daisa Alexander	g	0-1	0-0	1-2	1	0	1	2	1	0	1	0	1	5		
03	Erica Sanders	g	0-3	0-0	2-2	2	1	3	4	2	0	0	0	2	24		
05	Emari Jones	g	0-0	0-0	0-0	1	0	1	0	0	0	0	0	0	1		
14	Tiffany Lewis	g	0-0	0-0	1-2	0	0	0	1	0	0	0	0	0	5		
40	Khady Dieng	g	1-4	0-2	2-2	0	0	0	1	4	5	2	0	2	16		
	Team		4	1	5												
	Totals		27-65	11-21	17-30	18	16	34	22	82	16	13	1	13	200		
1st	FG %:	6-16	37.5%	2nd:	7-16	43.8%	3rd:	10-19	52.6%	4th:	4-14	28.6%	Game:	27-65	41.5%	Deadball	
	3FG %:	3-5	60.0%		2-5	40.0%		5-8	62.5%		1-3	33.3%		11-21	52.4%	Rebounds	9
	FT %:	4-6	66.7%		1-4	25.0%		3-4	75.0%		9-16	56.3%		17-30	56.7%		

### Florida 75 • 9-5, 0-1 SEC

#	Player	Total		3-Ptr		Rebounds			PF	TP	A	TO	Blk	Stl	Min		
		FG-FGA	FG-FGA	FT-FTA	Off	Def	Tot										
01	Williams,Ronni	f	10-13	0-0	4-9	2	5	7	5	24	4	7	0	0	35		
44	Lorenzen,Haley	f	4-10	1-1	2-2	3	4	7	4	11	0	4	0	1	34		
24	Fleming,Tyshara	c	4-6	0-0	5-6	5	4	9	3	13	1	0	2	3	33		
00	Washington,Delicia	g	6-9	1-3	4-6	1	3	4	4	17	1	5	0	1	22		
11	Anderson,Dyandria	g	1-4	0-2	0-0	0	4	4	4	2	5	5	0	1	36		
22	Searcy,Sydney	g	0-3	0-1	0-0	1	0	1	2	0	0	0	0	0	12		
15	Morang,Sydney	g	0-0	0-0	1-2	0	0	0	0	1	1	0	0	0	5		
23	Copeland,Brooke	g	2-9	1-7	2-2	2	0	2	5	7	0	4	0	0	23		
	Team		0	4	4												
	Totals		27-54	3-14	18-27	14	24	38	27	75	12	26	2	6	200		
1st	FG %:	5-11	45.5%	2nd:	8-12	66.7%	3rd:	6-14	42.9%	4th:	8-17	47.1%	Game:	27-54	50.0%	Deadball	
	3FG %:	1-3	33.3%		1-3	33.3%		1-4	25.0%		0-4	0.0%		3-14	21.4%	Rebounds	9
	FT %:	3-4	75.0%		3-6	50.0%		6-8	75.0%		6-9	66.7%		18-27	66.7%		

Officials: Mark Zentz, Susan Blauch, Missy Brooks  
Technical fouls: Auburn-None, Florida-None.  
Attendance: 1720  
UF#23 B.Copeland fouls out at 5:12(40)  
UF#1 R.Williams at 0:05.1(4)

Score by periods	1st	2nd	3rd	4th	Total
Auburn	19	17	28	18	82
Florida	14	20	19	22	75

Last FG - AU 4th-00:26, UF 4th-00:13.  
Largest lead - AU by 14 3rd-03:20, UF by 4 1st-06:29.  
AU led for 28:30, UF led for 04:59. Game was tied for 06:31.

### Game 14: Auburn 82, Florida 75

**January 1, 2017 \* Exactech Arena at the Stephen C. O'Connell Center \* Gainesville, Fla.** Auburn's 11 three-pointers and its defensive intensity forced Florida into 26 turnovers that the Tigers converted into 28 points and defeated the Gators, 82-75, at Exactech Arena at the Stephen C. O'Connell Center in the Southeastern Conference opener for both teams on Sunday.

Eighteen of Florida's miscues came in the first half, yet the Gators were down just two at halftime, 36-34. The Tigers had jumped out to an early seven points lead, but the Gators came back in the second quarter and even held a three-point cushion after **Brooke Copeland's** three-pointer with just under three minutes to play.

The teams traded bucket to begin the third quarter before Auburn senior Katie Frerking got hot and nailed back-to-back three-pointers that launched a 15-2 run in just over three minutes. Frerking scored 10 points during that game-changing march, as the Tigers outscored the Gators, 28-19, during the quarter and turned six miscues into 12 points.

Senior **Ronni Williams** tried to put the Gators on her back during the fourth quarter, when she scored 13 of her team-best 24 points, hitting 6-of-8 shots from the floor during the frame, 10-of-13 in the game. She scored 10 of UF's first 11 points and had the Gators within five points, 69-64, with 3:51 remaining in the game.

Florida had the momentum and the crowd on its feet, but Frerking struck again with a jumper and followed with a free throw to start a 6-2 run and the Gators were down nine with 2:12 remaining.

**Delicia Washington**, who finished with 17 points on 6-of-9 shooting, scored the next four points and Florida was back within five, 75-70, with 29 seconds to go, however the Tigers hit timely, tough shots and their free throws when they needed to and took their first win in Gainesville since 2007.

Senior **Tyshara Fleming** stepped up for the Gators with 13 points and nine rebounds and junior **Haley Lorenzen** added 11 points and seven boards.

Auburn senior Brandy Montgomery led all scorers with 26 points, nailing 7-of-8 three-pointers, while Frerking finished with 24 points, 10 rebounds and five steals.

### Numbers of Note

# 2016-17 Florida Final Box Scores & Game Recaps

## Official Basketball Box Score -- Game Totals -- Final Statistics

Florida vs LSU  
1/5/17 7:01 pm at Baton Rouge, LA (Maravich Center)

Florida 67 • 9-6 (0-2 SEC)

#	Player	Total			3-Ptr			Rebounds		PF	TP	A	TO	Blk	Stl	Min
		FG-FGA	FG-FGA	FT-FTA	FG-FGA	FG-FGA	FT-FTA	Off	Def							
01	Williams,Ronni	f	8-17	0-0	6-7	6	4	10	4	22	1	5	1	2	32	
44	Lorenzen,Haley	f	7-14	0-0	4-4	7	5	12	4	18	3	6	1	3	37	
24	Fleming,Tyshara	c	2-8	0-0	2-5	8	5	13	2	6	0	4	0	1	24	
00	Washington,Delicia	g	2-13	0-1	0-0	2	4	6	4	4	2	4	0	3	29	
11	Anderson,Dyandria	g	1-3	0-0	2-4	1	5	6	4	4	3	4	1	3	36	
15	Searcy,Sydney	g	2-3	0-0	0-0	0	0	0	2	4	1	2	0	0	12	
22	Morang,Sydney	g	0-1	0-1	0-0	0	0	0	0	0	0	0	0	0	3	
23	Copeland,Brooke	g	3-6	3-6	0-0	0	1	1	3	9	3	2	0	0	27	
Team						3	0	3			1					
Totals			25-65	3-8	14-20	27	24	51	23	67	13	28	3	12	200	

1st FG %:	4-13	30.8%	2nd:	6-15	40.0%	3rd:	2-19	10.5%	4th:	13-18	72.2%	Game:	25-65	38.5%	Deadball	
3FG %:	0-0	0.0%	1-4	25.0%	0-1	0.0%	2-3	66.7%	3-8	37.5%	5-5	100.0%	1-4	25.0%	15-23	65.2%
FT %:	4-4	100.0%	2-4	50.0%	8-12	66.7%	0-0	0.0%	2-6	33.3%	2-6	33.3%	2-6	33.3%	4-1	

LSU 78 • 12-3 (1-1 SEC)

#	Player	Total			3-Ptr			Rebounds		PF	TP	A	TO	Blk	Stl	Min
		FG-FGA	FG-FGA	FT-FTA	FG-FGA	FG-FGA	FT-FTA	Off	Def							
05	MITCHELL, Ayana	f	0-0	0-0	0-0	1	0	1	4	0	1	0	0	2	20	
20	HYDER, Alexis	f	1-5	0-1	1-2	2	1	3	5	3	1	3	0	3	23	
00	JACKSON, Chloe	g	15-24	2-5	2-6	1	1	2	3	34	5	2	0	4	40	
11	MONCRIEF, Raigyne	g	6-13	0-1	8-10	0	5	5	2	20	4	5	0	10	31	
13	HILL, Rina	g	1-4	0-0	0-0	0	1	1	0	2	1	1	0	0	21	
02	NORTON, Shanice	g	0-0	0-0	0-0	0	0	0	0	0	2	1	0	0	5	
10	RHODES, Jasmine	g	1-2	0-0	0-0	1	1	2	2	2	0	3	0	1	22	
30	RICHARD-HARRIS, J.	g	3-7	0-1	6-6	2	1	3	1	12	2	1	0	3	22	
44	NEUBERT, Tatum	g	2-2	0-0	1-2	0	3	3	2	5	0	1	0	0	16	
Team						2	2	4								
Totals			29-57	2-8	18-26	9	15	24	19	78	16	17	0	23	200	

1st FG %:	8-17	47.1%	2nd:	7-13	53.8%	3rd:	8-14	57.1%	4th:	6-13	46.2%	Game:	29-57	50.9%	Deadball	
3FG %:	1-4	25.0%	1-2	50.0%	0-1	0.0%	0-1	0.0%	2-8	25.0%	18-26	69.2%	1-4	25.0%	15-23	65.2%
FT %:	0-1	0.0%	4-6	66.7%	2-5	40.0%	12-14	85.7%	12-14	85.7%	12-14	85.7%	12-14	85.7%	2	

Officials: Bob Trammell, Laura C. Morris, Felicia Grinter  
Technical fouls: Florida-None, LSU-None.  
Attendance: 1802

Score by periods	1st	2nd	3rd	4th	Total
Florida	12	15	12	28	67
LSU	17	19	18	24	78

Points	In	Off	2nd	Fast	Bench
Florida	38	18	18	6	13
LSU	26	36	7	12	19

Last FG - UF 4th-00:13, LSU 4th-00:24.  
Largest lead - UF by 2 1st-07:02, LSU by 15 3rd-05:15.  
UF led for 01:16, LSU led for 34:44, Game was tied for 05:32.

Score tied - 4 times.  
Lead changed - 2 times.

### Game 15: LSU 78, Florida 67

January 5, 2017 \* Maravich Center \* Baton Rouge, La.

Florida outrebounded LSU by 27 but it wasn't enough as the Gators dropped a 78-67 decision to the Lady Tigers at the Maravich Center Thursday evening.

Florida hit just 38.5 percent of its shots during the game – its second-lowest mark of the season and that effort diffused the Gator's 27 offensive rebounds and second-chance opportunities, collecting only 18 rebounds in that fashion.

Turnovers also hampered the Gator's effort, as LSU flipped 28 miscues into 36 points.

The Gators were able to whittle a 15-point deficit down to six points with five minutes remaining thanks to a 9-0 run midway through the fourth quarter when **Ronni Williams**, **Brooke Copeland**, **Delicia Washington** and **Haley Lorenzen** each hit field goals.

LSU came right back with three-point-play that sparked a 9-2 run and the Gators were unable to counter.

#### Gators in Double-Digits

- Ronni Williams** finished with a team-high 22 points along with 10 rebounds for her fifth double-double of the season and the 18th of her career.
- Haley Lorenzen** logged the second double-double of the season and her career with 18 points and a career-high 12 rebounds
- Tyshara Fleming** finished with a career-high 13 rebounds, her second career double-figure rebound game

#### Lady Tigers in Double-Digits

- Chloe Jackson: game-high 34 points
- Raigyne Moncrief: 20 points
- Moncrief: 10 steals – the most by a Gator opponent in program history (had been 9 by three different players, most recently by Louisville's Angel McCoughtry, Dec. 2, 2007)
- J. Harris-Richard: 12 points

#### Individual Numbers of Note

- Williams' nine rebounds included the 700th of her career
- Anderson finished with four points and topped the 300-point plateau in her career
- Brooke Copeland** converted a three-pointer in the eighth consecutive game
- In the last five games, Williams is averaging 25.4 points and 8.4 rebounds per game while hitting 68 percent of her shots.
- Fleming is averaging a team-leading 9.4 rebounds over the last five games.

#### Numbers of Note

- Florida outrebounded LSU, 51-24, for a season-high margin of +27 (had been +20 twice)
- In the third quarter, the Gators missed their first 14 shots from the floor before Fleming put back an offensive rebound with 4:23 remaining and made a free throw to complete the three-point-play.
- Florida made just 2-of-19 field goals in the third quarter, while LSU hit 8-of-14
- UF committed 10 turnovers in the first quarter that LSU converted into 11 points. Tigers led 17-12 after first quarter.

#### Quotes from the Court – UF Head Coach Amanda Butler

"We just turned the ball over too much. Again, it's really disappointing because it seems like it's silly turnovers, just ball reversal when someone's in the passing lane and we don't seem to see them. I guess we just have to watch more film on that. We had a valiant effort on the boards – 27 on the offensive end is tremendous, but we don't have the points off of those second chances. We had 18 points. When you have 27 offensive rebounds, you have to capitalize more often."

"They did exactly what we prepared for them to do – they shot mid-range jump shots and they tried to create offense off of their steals. Moncrief had 10 (steals) and we seemed not to do a very good job when she was in the passing lane and threw it to her a lot. I thought we made it easy on them. They are great players, though. You have to give them a lot of credit for their effort."

## Official Basketball Box Score -- Game Totals -- Final Statistics

#5 South Carolina vs Florida  
01/08/17 12 Noon ET at Gainesville, FL (Exactech Arena)

#5 South Carolina 81 • 13-1, 3-0 SEC

#	Player	Total			3-Ptr			Rebounds		PF	TP	A	TO	Blk	Stl	Min
		FG-FGA	FG-FGA	FT-FTA	FG-FGA	FG-FGA	FT-FTA	Off	Def							
22	WILSON, A'ja	f	8-14	0-0	7-10	5	8	13	4	23	2	2	3	1	29	
41	COATES, Alaina	c	6-10	0-0	2-4	4	9	13	2	14	2	3	2	1	32	
03	DAVIS, Kaela	g	4-16	1-5	1-1	2	4	6	3	10	1	3	0	2	25	
10	GRAY, Allisha	g	6-10	4-7	2-2	3	3	6	5	18	2	0	1	4	27	
52	HARRIS, Tyasha	g	2-5	0-2	1-2	0	2	2	3	5	2	2	0	2	29	
00	PATRICK, Victoria	g	0-0	0-0	0-0	0	0	0	0	0	0	0	0	0	1	
01	CUEVAS-MOORE, Bianc	g	1-6	1-3	0-0	1	1	2	3	3	1	2	0	2	23	
04	CLINEY, Doniyah	g	0-1	0-1	1-2	1	0	1	0	1	0	1	0	1	15	
12	BRADSHAW, Araion	g	0-0	0-0	0-0	0	0	0	1	0	0	0	0	0	3	
21	HERBERT HARRIGAN,	g	3-7	0-0	1-2	1	2	3	1	7	0	1	0	0	16	
Team						1	1	2								
Totals			30-69	6-18	15-23	18	30	48	22	81	10	14	6	13	200	

1st FG %:	7-17	41.2%	2nd:	8-17	47.1%	3rd:	7-16	43.8%	4th:	8-19	42.1%	Game:	30-69	43.5%	Deadball	
3FG %:	2-5	40.0%	3-8	37.5%	1-1	100.0%	0-4	0.0%	6-18	33.3%	15-23	65.2%	15-23	65.2%	2	
FT %:	5-5	100.0%	7-11	63.6%	1-4	25.0%	0-4	0.0%	2-3	66.7%	15-23	65.2%	15-23	65.2%	2	

Florida 62 • 9-7, 0-3 SEC

#	Player	Total			3-Ptr			Rebounds		PF	TP	A	TO	Blk	Stl	Min
		FG-FGA	FG-FGA	FT-FTA	FG-FGA	FG-FGA	FT-FTA	Off	Def							
01	Williams,Ronni	f	2-11	0-0	2-4	1	4	5	5	6	3	5	0	1	25	
44	Lorenzen,Haley	f	6-9	1-1	2-2	1	4	5	4	15	1	3	0	1	27	
24	Fleming,Tyshara	c	1-4	0-0	0-2	3	5	8	5	2	1	2	0	0	25	
00	Washington,Delicia	g	8-21	0-1	2-2	2	5	7	4	18	1	5	0	3	28	
11	Anderson,Dyandria	g	2-7	1-2	4-6	3	3	6	1	9	4	4	1	1	35	
15	Searcy,Sydney	g	1-3	0-1	0-0	1	0	1	1	2	0	1	0	0	13	
22	Morang,Sydney	g	1-3	1-2	0-0	0	0	0	2	3	0	0	0	0	13	
23	Copeland,Brooke	g	2-5	1-3	2-4	2	3	5	0	7	1	1	1	0	34	
Team						2	3	5								
Totals			23-63	4-10	12-20	15	27	42	22	62	11	22	2	6	200	

1st FG %:	8-19	42.1%	2nd:	1-14	7.1%	3rd:	9-18	50.0%	4th:	5-12	41.7%	Game:	23-63	36.5%	Deadball	
3FG %:	2-4	50.0%	0-0	0.0%	1-4	25.0%	1-2	50.0%	4-10	40.0%	12-20	60.0%	12-20	60.0%	3	
FT %:	1-4	25.0%	3-4	75.0%	3-6	50.0%	5-6	83.3%	5-6	83.3%	12-20	60.0%	12-20	60.0%	3	

Officials: Beverly Roberts, Brian Garland, Charlie Hust

Technical fouls: #5 South Carolina-None, Florida-None.

Attendance: 2232

UF#24 T.Fleming fouls out at 0:32.2(3), SC#10 A.Gray 5:08(4)

UF#01 R.Williams at 3:58(4)

Score by periods	1st	2nd	3rd	4th	Total
#5 South Carolina	21	26	16	18	81
Florida	19	5	22	16	62

Points	In	Off	2nd	Fast	Bench
#5 South Carolina	44	21	23	8	11
UF	34	14	15	6	12

Last FG - SC 4th-00:55, UF 4th-00:41.  
Largest lead - SC by 23 2nd-00:00, UF by 4 1st-02:36.  
SC led for 35



# 2016-17 Florida Final Box Scores & Game Recaps

## Official Basketball Box Score -- Game Totals -- Final Statistics Florida vs Mississippi State

01/12/07 8:02 p.m. at Starkville, Miss. (Humphrey Coliseum)

Florida 49 • 9-8 (0-4 SEC)

#	Player	Total		3-Ptr		Rebounds			PF	TP	A	TO	Blk	Stl	Min
		FG-FGA	FG-FGA	FT-FTA	Off	Def	Tot								
01	Williams,Ronni	f	3-6	0-0	5-8	1	3	4	4	11	1	8	0	2	27
44	Lorenzen,Haley	f	1-5	0-0	1-2	1	3	4	5	3	2	2	1	0	30
24	Fleming,Tyshara	c	2-4	0-0	2-2	2	4	6	5	6	1	3	3	1	28
00	Washington,Delicia	g	7-13	1-1	2-3	1	5	6	4	17	0	5	0	0	35
11	Anderson,Dyandria	g	2-6	2-2	2-2	0	3	3	3	8	3	5	0	1	32
15	Searcy,Sydney	g	0-2	0-0	0-0	0	0	0	1	0	0	1	0	0	15
22	Morang,Sydney	g	1-5	1-5	1-2	2	1	3	1	4	0	0	0	0	18
23	Copeland,Brooke	g	0-0	0-0	0-0	0	0	0	2	0	2	2	0	0	15
Team						3	2	5			1				
Totals			16-41	4-8	13-19	10	21	31	25	49	9	27	4	4	200

Mississippi State 82 • 18-0 (4-0 SEC)

#	Player	Total		3-Ptr		Rebounds			PF	TP	A	TO	Blk	Stl	Min
		FG-FGA	FG-FGA	FT-FTA	Off	Def	Tot								
03	Breanna Richardson	f	3-9	0-1	0-0	2	3	5	2	6	3	1	0	2	29
45	Chinwe Okorie	c	5-7	0-0	3-4	4	2	6	4	13	0	1	0	0	14
00	Dominique Dillingham	g	2-6	1-3	0-0	1	3	4	3	5	2	1	0	0	25
02	Morgan William	g	1-3	1-1	0-0	0	0	0	3	3	7	1	0	1	21
35	Victoria Vivians	g	7-19	1-6	6-6	2	3	5	3	21	3	2	1	4	35
01	Blair Schaefer	f	1-8	1-7	0-0	1	0	1	2	3	2	1	0	1	21
04	Ameshya Williams	g	0-0	0-0	0-0	1	0	1	0	0	0	2	0	0	2
10	Jazzmun Holmes	g	1-3	1-3	3-6	1	2	3	1	6	3	1	0	1	19
13	Ketara Chapel	g	0-1	0-0	0-0	1	0	1	0	0	2	0	0	0	9
15	Teaira McCowan	g	12-13	0-0	1-1	3	2	5	3	25	0	1	2	1	24
25	Zion Campbell	g	0-0	0-0	0-0	0	0	0	0	0	0	0	0	0	1
Team						1	4	5							
Totals			32-69	5-21	13-17	17	19	36	21	82	22	10	4	10	200

Officials: Tina Napier, Brian Hall, Metta Roberts  
Technical fouls: Florida-None. Mississippi State-None.  
Attendance: 5575

Score by periods	1st	2nd	3rd	4th	Total
Florida	9	13	13	14	49
Mississippi State	24	24	21	13	82

Last FG - UF 4th-00:11, MS 4th-03:05.  
Largest lead - UF None, MS by 36 3rd-02:18.  
UF led for 00:00. MS led for 39:22. Game was tied for 00:38.

Score tied - 1 time.  
Lead changed - 0 times.

### Game 17: #4 Mississippi State 82, Florida 49 January 12, 2017 \* Humphrey Coliseum \* Starkville, Miss.

Fourth-ranked Mississippi State remained one of two undefeated NCAA Division I Women's Basketball teams after powering past Florida, 82-49, at Humphrey Coliseum Thursday evening.

The Bulldogs used a 14-0 run early in the first quarter to take a 20-5 lead and maintained that spread through the end of the quarter.

Florida scored the first five points of the second quarter with a bucket from Ronni Williams and a three-pointer from Dyandria Anderson and closed to within 24-14, before MSU closed the half on a 24-8 march for a 48-22 halftime advantage. Florida never recovered.

#### Gators in Double Digits

- **Delicia Washington:** 17 points (7-13 FG, 1-1 3PT, 2-3 FT) - ninth double-figure scoring game for the freshman
- **Ronni Williams:** 11 points (3-6 FG, 5-8 FT) - 13th double-figure scoring game this year, 64th in career

#### Bulldogs in Double Digits

- Victoria Vivians: 21 points, 4 steals
- Teaira McCowan: 25 points (12-13 FG)
- Chinwe Okorie: 13 points (5-7 FG)

#### Numbers of Note

- Mississippi State remains as one of only two undefeated teams in NCAA Division I Women's Basketball, the other being UConn
- UF's 49 points were its fewest since 49 against Auburn on March 4, 2015 in the SEC Tournament
- Thursday was Florida's 14th road game of the season
- Florida's top two scorers - Ronni Williams and Haley Lorenzen - both picked up three fouls in the first half, with Williams and fellow frontcourt mate Tyshara Fleming whistled for their fourth early in the third quarter.

#### The Updated Series: Florida vs. Mississippi State

- 46-Game Series: UF leads 25-21 (UF at Home: 13-7; Away: 8-12; Neutral: 4-2)
- Current Streak: MSU 3-0
- UF's last win in Starkville: January 10, 2013 (61-55)
- Of Note: the 46 games played against MSU are the eighth most versus any Gator opponent

## Official Basketball Box Score -- Game Totals -- Final Statistics Texas A&M vs Florida

01/15/17 1 p.m. ET at Gainesville, FL (Exactech Arena)

Texas A&M 67 • 14-4, 4-1 SEC

#	Player	Total		3-Ptr		Rebounds			PF	TP	A	TO	Blk	Stl	Min
		FG-FGA	FG-FGA	FT-FTA	Off	Def	Tot								
05	Anriel Howard	f	2-11	0-0	0-0	1	8	9	0	4	1	0	0	0	40-
21	Jasmine Lumpkin	c	2-6	0-0	2-2	0	3	3	0	6	3	2	0	2	18
00	Khaalia Hillsman	f	5-5	0-0	5-6	2	7	9	4	15	1	2	0	1	38
11	Curtyce Knox	g	5-10	4-5	2-2	0	1	1	4	16	5	9	0	2	40
12	Danni Williams	g	9-16	5-9	2-2	0	2	2	2	25	2	3	0	2	40
03	Taylor Cooper	g	0-1	0-1	1-2	3	3	6	1	1	5	1	0	1	22
15	Jasmine Williams	g	0-0	0-0	0-0	0	0	0	0	0	0	0	0	0	0+
24	Walnatia Wright	g	0-0	0-0	0-0	0	0	0	0	0	0	0	0	0	2
Team						3	2	5			1				
Totals			23-49	9-15	12-14	9	26	35	11	67	17	18	3	8	200

Florida 59 • 9-9, 0-5 SEC

#	Player	Total		3-Ptr		Rebounds			PF	TP	A	TO	Blk	Stl	Min
		FG-FGA	FG-FGA	FT-FTA	Off	Def	Tot								
01	Williams,Ronni	f	11-19	0-0	0-0	1	5	6	3	22	3	0	1	2	35
23	Copeland,Brooke	f	0-5	0-0	0-0	0	2	2	2	0	0	2	0	0	18
44	Lorenzen,Haley	f	3-7	0-0	1-2	2	1	3	4	7	0	1	1	1	34
00	Washington,Delicia	g	3-8	0-1	0-0	0	2	2	0	6	1	3	0	1	21
11	Anderson,Dyandria	g	5-11	0-4	2-2	4	2	6	1	12	8	3	0	1	39
15	Searcy,Sydney	g	1-3	0-1	0-0	0	1	1	2	2	0	0	0	0	12
22	Morang,Sydney	g	2-5	2-5	0-0	0	0	0	0	6	0	0	0	0	19
24	Fleming,Tyshara	g	2-4	0-0	0-1	1	2	3	2	4	1	1	3	3	22
Team						3	3	6			1				
Totals			27-62	2-16	3-5	11	18	29	14	59	13	11	5	8	200

Officials: Jesse Dickerson, Cameron Inouye, Ed Sidlasky  
Technical fouls: Texas A&M-None. Florida-None.  
Attendance: 2133

Score by periods	1st	2nd	3rd	4th	Total
Texas A&M	26	9	19	13	67
Florida	24	12	11	12	59

Last FG - TAMU 4th-02:37, UF 4th-00:13.  
Largest lead - TAMU by 15 4th-02:37, UF by 6 2nd-06:59.  
TAMU led for 25:38. UF led for 09:18. Game was tied for 05:04.

Points	In	Off	2nd	Fast
TAMU	20	13	14	2
UF	44	14	6	8

Score tied - 5 times.  
Lead changed - 4 times.

### Game 18: Texas A&M 67, Florida 59 January 15, 2017 \* Exactech Arena \* Gainesville, Fla.

Florida converted four more shots than Texas A&M, however, nine of the Aggies were from beyond the three-point arc and they used that to their advantage in a hard fought, 67-59, decision against the Gators at Exactech Arena at the Stephen C. O'Connell Center Sunday afternoon.

Florida held a 36-35 halftime lead, the first time it has taken a lead into the locker room in a South-eastern Conference game this season, as there were three lead changes and four tied scores in the opening 20 minutes of action.

It was back and forth action to begin the second half and after Haley Lorenzen's jumper tied the score at 40 with 6:38 remaining in the third, Texas A&M mounted a 14-5 run over the next 5:01 for a 54-45 lead. Ronni Williams, who finished with a team-high 22 points on 11-of-19 shooting, ended the quarter's scoring with a layup and Florida was within seven points entering the fourth quarter.

Williams picked up where she left off and scored the first points of the final frame and the Gator deficit was down to five, 54-49, with 8:44 left.

The Aggies came right back, pounding the defensive glass that limited Florida's second chance opportunities, and used a 12-2 run on the offensive end over a 3:43 span to build a 66-51 lead with 2:37 remaining in the game.

Danni Williams, who leads the SEC scoring, knocked down eight points during that game deciding run, including a pair of three-pointers, as she led the Aggies from beyond the arc by converted 5-of-9 en route to a game-high 25 points.

#### Ronni and Danni ... Williams, that is

- The top two scorers in the SEC were on the court for today's game.
- Entering the game, TAMU's Danni Williams held a slight 17.8 points per game edge over UF's Ronni Williams' 17.4 points per game. They finished today's game with 25 and 22 points, respectively

#### Double-Digit Gators

- Ronni Williams: 22 points (11-19 FG), 6 rebounds; her seventh 20-point game this year
- Dyandria Anderson: 12 points, 8 assists, 6 rebounds; her third double-figure scoring game this year

#### Numbers of Note

- This was the first time this year Florida has lost after leading at halftime
- There were four lead changes and five tied scores
- Texas A&M won its third consecutive game

#### Quotes from the Court

##### Florida Head Coach Amanda Butler

"Texas A&M played really well in the moments that matter the most and you have to give them credit for that.

"I liked the way that we fought, the way that we battled. We just had some key defensive break-downs at some really critical moments.

"I didn't think that we were the offensive rebounders that we needed to be today, as well, and I think our team knows that, in particular our guards. Our guards, outside of Dee (Dyandria Anderson), who I think played a fantastic game, we've got to go get some of those misses when the three-ball isn't falling for us.

"Having said all of that, this by week is going to be a huge opportunity for us and I'm very excited to coach my team through it."

# 2016-17 Florida Final Box Scores & Game Recaps

## Official Basketball Box Score -- Game Totals -- Final Statistics Florida vs Georgia

1/22/17 1 p.m. ET at Athens, Ga. (Stegeman Coliseum)

### Florida 76 • 10-9, 1-5 SEC

#	Player	Total		3-Ptr		Rebounds			PF	TP	A	TO	Blk	Stl	Min
		FG-FGA	FT-FTA	FG-FGA	FT-FTA	Off	Def	Tot							
00	Washington, Delicia	* 6-18	0-1	2-5	1	2	3	4	14	0	2	0	0	0	23
01	Williams, Ronni	* 4-8	0-0	8-9	3	4	7	2	16	1	4	0	1	31	
11	Anderson, Dyandria	* 4-9	0-1	5-8	4	2	6	4	13	4	1	0	2	34	
23	Copeland, Brooke	* 3-9	3-9	0-0	1	4	5	4	9	3	1	0	3	37	
44	Lorenzen, Haley	* 4-11	0-1	3-4	5	5	10	4	11	1	4	1	2	33	
05	Portakal, Elif	* 1-1	0-0	1-2	0	1	1	1	3	0	0	0	0	7	
15	Searcy, Sydney	* 0-1	0-0	0-0	0	0	0	0	0	0	0	0	0	3	
22	Morang, Sydney	* 1-4	1-4	0-0	0	2	2	2	3	1	0	1	1	16	
24	Fleming, Tyshara	* 3-5	0-0	1-2	1	2	3	5	7	1	2	0	3	16	
	Team				2	3	5								
	Totals	26-66	4-16	20-30	17	25	42	26	76	12	14	2	12	200	

1st - FG %:	6-19	31.6%	2nd:	7-13	53.8%	3rd:	7-18	38.9%	4th:	6-16	37.5%	Game:	26-66	39.4%	Deadball	
3FG %:	0-3	0.0%	1-3	33.3%	2-4	50.0%	1-6	16.7%	4-16	25.0%	Rebounds					
FT %:	3-5	60.0%	5-8	62.5%	5-7	71.4%	7-10	70.0%	20-30	66.7%						

### Georgia 68 • 10-9, 2-4 SEC

#	Player	Total		3-Ptr		Rebounds			PF	TP	A	TO	Blk	Stl	Min
		FG-FGA	FT-FTA	FG-FGA	FT-FTA	Off	Def	Tot							
01	Shanea Armbrister	* 0-5	0-3	0-2	1	1	2	1	0	1	0	0	0	19	
04	Caliya Robinson	* 0-3	0-2	2-2	1	8	9	3	2	2	1	4	0	21	
11	Pachis Roberts	* 5-12	1-5	15-16	3	6	9	5	26	2	4	0	0	36	
12	Haley Clark	* 2-4	0-0	0-0	0	8	8	5	4	5	5	0	2	31	
33	Mackenzie Ingram	* 7-14	0-3	4-5	1	1	2	2	18	1	2	0	3	37	
03	Stephanie Paul	* 3-9	1-5	0-0	1	4	5	3	7	1	5	1	0	25	
23	Halle Washington	* 2-4	0-0	0-0	1	2	3	4	4	1	0	2	0	19	
24	Simone Costa	* 2-4	2-2	1-2	0	0	0	3	7	1	0	0	1	12	
	Team				3	2	5								
	Totals	21-55	4-20	22-27	11	32	43	26	68	14	18	7	6	200	

1st - FG %:	5-12	41.7%	2nd:	7-14	50.0%	3rd:	3-15	20.0%	4th:	6-14	42.9%	Game:	21-55	38.2%	Deadball	
3FG %:	0-4	0.0%	0-4	0.0%	2-8	25.0%	2-4	50.0%	4-20	20.0%	Rebounds					
FT %:	6-7	85.7%	3-6	50.0%	2-2	100.0%	11-12	91.7%	22-27	81.5%						

Officials: Roy Gulbeyan, Amy Bonner and Jennifer Rezac  
Technical fouls: Florida-None, Georgia-None.  
Attendance: 4181

Score by periods	1st	2nd	3rd	4th	Total
Florida	15	20	21	20	76
Georgia	16	17	10	25	68

Last FG - UF 4th-00:56, UGA 4th-01:31.  
Largest lead - UF by 17 3rd-03:05, UGA by 3 1st-05:18.  
UF led for 30:49. UGA led for 05:42. Game was tied for 03:29.

Score tied - 4 times.  
Lead changed - 6 times.

### Game 19: Florida 76, Georgia 68

January 22, 2017 \* Stegeman Coliseum \* Athens, Ga.

Florida exploded out of the halftime locker room on an 18-3 lead and then withstood a Georgia's furious run late for a 76-68 victory at Stegeman Coliseum on Sunday.

The victory was the Gator's first in Southeastern Conference action, halting a five-game skid, while collecting just the program's sixth win ever against the Lady Bulldogs in Athens.

During that big third-quarter run, six different Gators scored with only Dyandria Anderson hitting more than one field goal and the second one of hers was a three-point-play.

Florida's run continued into the fourth quarter where it scored the first four points, however, Georgia flipped the table on the Gators in the final period and scored 14 straight points and cut UF's 17-point lead to three, 60-57, with 5:32 remaining.

Haley Lorenzen's jump-hook in the paint ended UF's scoring drought, but UG came right back with four more points and the Gator lead was down to one, 62-61, with 4:17 on the clock.

Brooke Copeland then launched a high-arching three in front of Florida's bench and kept the Gators ahead with four minutes to go.

Pachis Roberts, who finished with a game-high 26 points, made her first 14 free throw attempts of the game and finally missed one with 3:13 remaining, as Georgia was within three.

Ronni Williams came back with a tough jumper inside before Roberts drilled a three on the other end and had Georgia within two with 2:46 on the clock.

Freshman Delicia Washington then came back with a tough driving layup to answer the trey and keep Florida's advantage at four, 69-65, with 1:47 remaining.

Georgia followed with another three-pointer and cut UF's lead to one with 1:31 left to play.

From there, Williams took control. She first putback an offense rebound with 56 seconds remaining for a three-point cushion.

Georgia was forced to foul to stop the clock and the Gators converted from the line when they needed to the most, hitting 5-of-6 in the final 37.2 seconds, with Williams hitting all four of her tries and Anderson the other to seal the victory.

#### Class Act

With today's win, only Ronni Williams - UF's lone four-year senior - and the current junior class of Dyandria Anderson, Brooke Copeland and Haley Lorenzen are the only Gators in program history to have defeated Georgia twice in Athens during their career.

#### Numbers and News of Note

- Georgia held the 43-42 rebound edge, but 17 of UF's were offensive and the Gators turned those into 22 second-chance points.
- Florida finished 20-30 from the free throw line; Georgia was 22-27
- There were six lead changes and four tied scores all during the first half.
- During the first half, Ronni Williams passed Cheryl Fisher (1,221 points from 1977-81) for 19th-place on UF's all-time scoring list.
- This was UF's 15th road game of the season.

#### The Updated Series: Florida vs. Georgia

- 69-Game Series: UF trails 16-53 (UF Home: 10-23; Away: 6-28; Neutral: 0-2)
- Entering Sunday's game, Georgia had won three straight, as well as seven of the last eight games against Florida.

#### Welcome Back

- Freshman Elif Portakal has been sidelined with an injury and missed the last 10 games prior to entering today's contest at the 5:13 mark of the second quarter.

## Official Basketball Box Score -- Game Totals -- Final Statistics Tennessee vs Florida

01/26/17 7 pm ET at Gainesville, FL \* Exactech Arena

### Tennessee 84 • 13-7, 4-3 SEC

#	Player	Total		3-Ptr		Rebounds			PF	TP	A	TO	Blk	Stl	Min
		FG-FGA	FT-FTA	FG-FGA	FT-FTA	Off	Def	Tot							
10	Jackson, Meme	f 1-3	0-2	0-0	1	1	2	0	2	2	1	0	0	22	
31	Nared, Jaime	f 4-13	3-4	5-6	4	3	7	3	16	1	1	0	1	40	
21	Russell, Mercedes	c 4-8	0-0	6-8	0	5	5	3	14	1	3	1	1	33	
00	Reynolds, Jordan	g 2-7	0-0	7-8	2	7	9	2	11	5	2	0	1	34	
11	DeShields, Diamond	g 9-13	1-3	8-11	1	4	5	4	27	3	4	1	3	38	
04	Nunn, Schaquilla	g 1-1	0-0	1-2	0	1	1	1	3	0	0	0	0	7	
33	Middleton, Alexa	g 4-8	3-5	0-0	0	1	1	1	11	0	2	0	2	26	
	Team				0	0	0								
	Totals	25-53	7-14	27-35	8	22	30	14	84	12	14	2	8	200	

1st - FG %:	10-18	55.6%	2nd:	7-12	58.3%	3rd:	4-12	33.3%	4th:	4-11	36.4%	Game:	25-53	47.2%	Deadball	
3FG %:	4-8	50.0%	2-3	66.7%	1-1	100.0%	0-2	0.0%	7-14	50.0%	Rebounds					
FT %:	3-5	60.0%	5-8	62.5%	14-16	87.5%	5-6	83.3%	27-35	77.1%						

### Florida 75 • 10-10, 1-6 SEC

#	Player	Total		3-Ptr		Rebounds			PF	TP	A	TO	Blk	Stl	Min
		FG-FGA	FT-FTA	FG-FGA	FT-FTA	Off	Def	Tot							
01	Williams, Ronni	f 10-18	0-0	11-13	1	2	3	5	31	1	4	0	1	31	
44	Lorenzen, Haley	f 8-14	1-3	0-1	6	5	11	4	17	1	0	3	0	29	
00	Washington, Delicia	g 2-16	0-1	0-0	4	3	7	4	4	2	3	0	1	27	
11	Anderson, Dyandria	g 4-5	0-0	0-0	2	3	5	1	8	5	6	0	3	37	
22	Morang, Sydney	g 1-6	0-5	0-1	1	2	3	5	2	1	0	1	0	30	
05	Portakal, Elif	g 0-2	0-1	0-0	0	0	0	1	0	2	2	0	0	8	
15	Searcy, Sydney	g 0-1	0-0	0-0	0	1	1	2	0	0	0	0	0	9	
24	Fleming, Tyshara	g 6-7	0-0	1-2	5	5	10	2	13	1	1	1	1	29	
	Team				2	0	2								
	Totals	31-69	1-10	12-17	21	21	42	24	75	13	17	5	6	200	

1st - FG %:	9-21	42.9%	2nd:	7-16	43.8%	3rd:	9-18	50.0%	4th:	6-14	42.9%	Game:	31-69	44.9%	Deadball	
3FG %:	0-4	0.0%	1-3	33.3%	0-2	0.0%	0-2	0.0%	0-1	0.0%	Rebounds					
FT %:	1-1	100.0%	0-0	0.0%	6-10	60.0%	5-6	83.3%	12-17	70.6%						

Officials: Laura C. Morris, Joseph Vaszily, Carla Fountain

Technical fouls: Tennessee-None, Florida-TEAM.

Attendance: 2059

UF #1 R.Williams fouls out at 0:14.4(4), #22 S.Morang at 0:00:6(4)

Score by periods	1st	2nd	3rd	4th	Total
Tennessee	27	21	23	13	84
Florida	19	15	24	17	75

Last FG - UT 4th-02:15, UF 4th-00:16.

Largest lead - UT by 19 3rd-06:28, UF None.

UT led for 39:36, UF led for 00:00. Game was tied for 00:10.

Score tied - 0 times.

Lead changed - 0 times.

### Game 20: Tennessee 84, Florida 75

January 26, 2017 \* Exactech Arena at the Stephen C. O'Connell Center \* Gainesville, Fla. Senior Ronni Williams scored a game-high 31 points, but the Gator's first-half defense came back to haunt them, as Florida dropped an 84-75 decision to Tennessee.

The Lady Vols used an 18-2 run over a 4:34 span in the first quarter and built a 23-6 lead with 3:03 remaining in the first period. During that march, Florida made just 1-of-8 field goals and committed three turnovers that were immediately converted into easy buckets.

While the Gators were seemingly down, they were certainly not ready to fold and regrouped to score the final nine points of the quarter and trailed just 27-19 after the initial 10 minutes.

Williams scored the first four points of the second quarter and had the Gators within four, 27-23.

Alexa Middleton halted UF's 13-0 run with one of UT's seven three-pointers during the game and began a 7-0 swing for the visitors, who took a double-digit lead.

Haley Lorenzen, who finished with 17 points and a game-high 11 rebounds, canned UF's only three-pointer of the game, but Middleton came right back with one for the Vols, as UT took a 48-34 halftime lead.

Florida outscored Tennessee, 41-36, in the second half and even cut its deficit to eight points with 3:24 remaining and to within six points, 81-75, with 16 seconds remaining, however, the Lady Vols, closed out the game at the free throw line, converting 3-of-4 the rest of the way, capping a solid effort of 27-of-35 from the line during the game.

#### Worth Noting

- Florida dominating the rebound effort, 42-30, with 21 coming on the offensive end.
- Five of the last six meetings in the series between Florida and Tennessee have been decided by single digits.
- UF is 2-5 in games decided by 10 points or less this season, including 1-3 in SEC games.
- Tennessee hit 27-of-35 free throws; Florida was 12-17 from the line
- Florida converted six more field goals, but UT hit six more three-pointers

#### Spotlight on Senior Ronni Williams

- Scored a game-high 31 points (10-18 FG, 11-13 FT)
- The 31 points are the second-most scored in her career; just three shy of the 34 against Southeastern Louisiana, Dec. 28, 2016
- Moved into 18th place on UF's all-time scoring list, passing the 1,257 points scored by Jennifer George (2009-13)
- Scored at least 20 points for the ninth time this season; 10th time in career
- 16th double

# 2016-17 Florida Final Box Scores & Game Recaps

## Official Basketball Box Score -- Game Totals -- Final Statistics Florida vs Vanderbilt 01/29/17 2 p.m. at Nashville, Tenn. (Memorial Gym)

### Florida 93 • 11-10, 2-6

#	Player	Total			3-Ptr			Rebounds			PF	TP	A	TO	Blk	Stl	Min	
		FG-FGA	FG-FGA	FT-FTA	FG-FGA	FG-FGA	FT-FTA	Off	Def	Tot								
01	Williams,Ronni	f	14-23	0-0	15-17	5	9	14	3	4	3	4	0	4	31			
22	Morang,Sydney	f	1-9	1-8	0-0	1	2	3	3	0	1	0	2	34				
44	Lorenzen,Haley	f	2-4	0-1	2-2	1	5	6	5	6	2	1	2	25				
00	Washington,Delicia	g	9-20	0-1	2-4	3	4	7	4	20	1	3	0	34				
11	Anderson,Dyandria	g	2-10	1-2	4-6	1	2	3	1	9	3	1	1	2				
05	Portakal,Elif	g	0-0	0-0	0-0	0	0	0	0	0	0	1	0	3				
15	Searcy,Sydney	g	0-1	0-0	0-0	1	1	2	0	0	2	0	0	10				
24	Fleming,Tyshara	g	5-8	0-0	2-4	6	6	12	5	12	0	1	2	23				
Team						0	3	3										
Totals			33-75	2-12	25-33	18	32	50	21	93	9	14	5	11	200			
1st FG %:		9-21	42.9%	2nd:	8-15	53.3%	3rd:	9-23	39.1%	4th:	7-16	43.8%	Game:		33-75	44.0%	Deadball	
3FG %:		0-3	0.0%	1-4	25.0%	0-2	0.0%	1-3	33.3%	2-12	16.7%	2-4	50.0%			8-20	40.0%	Rebounds
FT %:		1-2	50.0%	0-0	0.0%	4-4	100.0%	20-27	74.1%	25-33	75.8%	1-3	33.3%			4-8	50.0%	4

### Vanderbilt 73 • 11-11, 1-8

#	Player	Total			3-Ptr			Rebounds			PF	TP	A	TO	Blk	Stl	Min	
		FG-FGA	FG-FGA	FT-FTA	FG-FGA	FG-FGA	FT-FTA	Off	Def	Tot								
00	Overbeck, Kayla	f	7-14	0-0	0-0	5	8	13	4	14	0	2	1	1	33			
22	Webb, Marqu'es	f	1-1	0-0	2-3	3	6	9	4	4	1	0	0	20				
21	Whalen, Erin	g	4-14	4-11	2-2	1	5	6	5	14	1	1	2	30				
23	Spears, Minta	g	0-1	0-1	0-0	0	1	1	0	0	3	0	0	21				
35	Clemons-Green, Kalei	g	2-7	1-2	1-2	1	1	2	4	6	6	7	0	27				
01	Dahlman, Rebekah	g	5-8	4-6	4-4	1	1	2	3	18	2	5	0	19				
03	Bell, Rachel	g	4-12	2-6	4-4	0	2	2	4	14	4	3	0	24				
12	Dancy, Myka	g	0-3	0-1	0-0	0	0	0	0	0	0	0	0	5				
30	Carter, Lealea	g	0-3	0-0	0-0	1	1	2	0	0	2	0	1	9				
33	Reed, Christa	g	1-8	0-2	1-1	0	0	0	1	3	0	2	0	11				
41	Seawright, Miaya	g	0-0	0-0	0-0	0	0	0	1	0	0	0	0	1				
Team						2	3	5										
Totals			24-71	11-29	14-16	14	28	42	26	73	19	21	2	6	200			
1st FG %:		3-13	23.1%	2nd:	7-17	41.2%	3rd:	5-18	27.8%	4th:	9-23	39.1%	Game:		24-71	33.8%	Deadball	
3FG %:		0-5	0.0%	5-8	62.5%	0-3	0.0%	6-13	46.2%	11-29	37.9%	11-29	39.1%			2-6	33.3%	Rebounds
FT %:		1-2	50.0%	1-2	50.0%	5-5	100.0%	6-6	100.0%	14-16	87.5%	2-2	100.0%			6-8	75.0%	3

Officials: Brian Garland, Luis Gonzalez, Eric Baker  
Technical fouls: Florida-None. Vanderbilt-TEAM.  
Attendance: 4336

Score by periods	1st	2nd	3rd	4th	Total
Florida	19	17	22	35	93
Vanderbilt	8	20	15	30	73

Points	In	Off	2nd	Fast	Bench
UF	Paint	T/O	Chance	Break	
UF	46	21	19	14	12
VANDY	24	10	7	3	35

Last FG - UF 4th-00:14, VANDY 4th-00:12.  
Largest lead - UF by 23 4th-00:14, VANDY by 1 01-06:31.  
UF led for 36:44, VANDY led for 00:23. Game was tied for 02:53.

### Game 21: Florida 93, Vanderbilt 73

January 29, 2017 \* Memorial Gym \* Nashville, Tenn.

Ronni Williams scored a career-high 43 points and led the Gators to a 93-73 win against Vanderbilt at Memorial Gym Sunday afternoon.

Williams' offensive outburst was the third highest individual scoring total in program history, just behind the 45 points from Quietella Bonner on January 22, 1977 and the 44 by Merlakia Jones on January 25, 1995.

Not only did Williams lead Sunday's scoring efforts, she collected a season and game-high 14 rebounds, with five of those coming on the offensive end that helped the Gators corral 18 in the game that helped them to 19 second-chance points.

Frontcourt mate Tyshara Fleming helped inside and posted her second straight double-double with 12 points and 12 rebounds, while freshman Delicia Washington added 20 points with seven rebounds.

On Sunday, Florida used a 13-1 run that ended the first quarter and began the second to take a 21-8 lead.

The SEC's top three-point shooting team then began to find its stroke from long range and the Commodores next five buckets were from beyond the arc, as the hosts chipped away at Florida's advantage and cut it to five with under two minutes left in the first half.

Dyandria Anderson gave the Gators a little breathing room with four seconds remaining the first half when she knocked down their first three of the game and Florida took a 36-28 halftime lead.

Despite two early fouls, Williams still contributed 10 points in the first half, while Fleming also reached double-figures on 5-of-6 shooting from the floor to accompany five rebounds.

Anderson's long-range bucket to end the first half gave the Gators the momentum into the second where they opened on a quick 8-2 run, with Washington and Williams both accounting for four points and Florida's lead was at 14 points, 44-30.

The teams went back and forth a bit before the Gators used a 6-0 spurt and grew their lead to 54-36 with 2:03 remaining in the third quarter. Vanderbilt again chipped away but Williams hit a jumper with six seconds left in the third and the Gators took a 15-point advantage into the fourth quarter.

Florida opened the final frame on a 7-3 march for a 65-46 cushion and the Gators needed it, as Vanderbilt heated up again from beyond the arc, using a pair during a 10-0 run that cut Florida's lead to nine points, 65-56, with 5:16 remaining.

The Gators maintained their composure and withstood the long-range barrage to earn their second SEC road win of the year.

### Ronni in Rare Air

- Williams scored a career-high 43 points, the third-most in a game in program history.
- Williams became just the sixth Gator with three or more 30-point games in a career, joining Merlakia Jones (5), DeLisha Milton (4), Tammy Jackson (4), Vanessa Hayden (3) and Brandi McCain (3)
- Williams' 43 points are the most by an SEC player in a game this season.

### Numbers of Note

- Sunday's game was Florida's 16 on the road this season
- Vanderbilt's 11 three-pointers were tied for the most by an opponent this season (Auburn, Jan. 1)
- Florida improved to 3-0 this year when wearing orange uniforms. This is the first season the Gators have donned orange since 2007-08.

### Quotes from UF Head Coach Amanda Butler - On Ronni Williams:

- "I tell you what - that girl is a warrior. She understands how important she is to her team and she knows that she has to score points for us. More than that, she knows she has to lead and set an example of battling on every single play. I don't think she could have done that any better than she did that tonight. I couldn't be more proud."

## Official Basketball Box Score -- Game Totals -- Final Statistics Florida vs Texas A&M 02/02/17 7 p.m. at College Station, Texas (Reed Arena)

### Florida 76 • 11-11, 2-7 SEC

#	Player	Total			3-Ptr			Rebounds			PF	TP	A	TO	Blk	Stl	Min	
		FG-FGA	FG-FGA	FT-FTA	FG-FGA	FG-FGA	FT-FTA	Off	Def	Tot								
00	Washington,Delicia	*	12-20	0-1	1-1	2	3	5	4	25	3	3	0	0	30			
01	Williams,Ronni	*	4-12	0-0	1-4	4	5	9	4	9	4	1	0	1	28			
11	Anderson,Dyandria	*	3-6	1-2	0-0	3	0	3	3	7	8	1	0	0	39			
22	Morang,Sydney	*	4-8	4-8	0-0	0	1	1	2	12	0	0	1	0	24			
44	Lorenzen,Haley	*	5-12	1-3	0-1	1	3	4	2	11	2	1	3	0	34			
05	Portakal,Elif	*	0-0	0-0	0-0	0	0	0	0	0	0	1	0	0	1			
15	Searcy,Sydney	*	0-0	0-0	0-0	0	0	0	0	0	0	1	0	0	3			
23	Copeland,Brooke	*	2-6	2-6	0-0	0	0	0	0	0	2	1	0	0	17			
24	Fleming,Tyshara	*	2-4	0-0	2-2	2	3	5	2	6	0	2	1	4	24			
Team						0	1	1										
Totals			32-68	8-20	4-8	12	16	28	19	76	20	11	5	5	200			
1st FG %:		9-19	47.4%	2nd:	8-17	47.1%	3rd:	6-16	37.5%	4th:	9-16	56.3%	Game:		32-68	47.1%	Deadball	
3FG %:		2-4	50.0%	1-5	20.0%	3-7	42.9%	2-4	50.0%	8-20	40.0%	2-4	50.0%			8-20	40.0%	Rebounds
FT %:		2-2	100.0%	0-1	0.0%	1-2	50.0%	1-3	33.3%	4-8	50.0%	1-3	33.3%			4-8	50.0%	2

### Texas A&M 84 • 16-6, 6-3 SEC

#	Player	Total			3-Ptr			Rebounds			PF	TP	A	TO	Blk	Stl	Min	
		FG-FGA	FG-FGA	FT-FTA	FG-FGA	FG-FGA	FT-FTA	Off	Def	Tot								
00	Khaaila Hillsman	*	8-15	0-0	8-10	9	9	18	3	24	0	2	1	0	38			
03	Taylor Cooper	*	5-11	4-10	2-2	0	3	3	2	16	4	2	0	1	40			
05	Anriel Howard	*	6-12	0-0	1-2	3	7	10	3	13	2	2	0	2	30			
11	Curtce Knox	*	4-8	0-1	2-2	1	2	3	1	10	13	4	1	3	40			
12	Danni Williams	*	3-13	1-5	9-9	2	2	4	0	16	1	1	1	1	40			
10	Jasmine Williams	*	0-0	0-0	0-0	0	0	0	0	0	0	0	0	0	2			
21	Jasmine Lumpkin	*	2-2	0-0	1-2	0	1	1	1	5	0	0	0	0	8			
24	Walnatia Wright	*	0-0	0-0	0-0	0	0	0	0	0	0	0	0	0	2			
Team						3	2	5										
Totals			28-61	5-16	23-27	18	26	44	11	84	20	11	3	7	200			
1st FG %:		7-13	53.8%	2nd:	6-14	42.9%	3rd:	10-19	52.6%	4th:	5-15	33.3%	Game:		28-61	45.9%	Deadball	
3FG %:		0-2	0.0%	1-5	20.0%	2-3	66.7%	2-6	33.3%	5-16	31.3%	5-16	31.3%			23-27	85.2%	Rebounds
FT %:		9-10	90.0%	6-7	85.7%	2-2	100.0%	6-8	75.0%	23-27	85.2%	6-8	75.0%			23-27	85.2%	3

Officials: Tina Napier, Brian Hall, Michael Price  
Technical fouls: Florida-None. Texas A&M-None.  
Attendance: 3206

Score by periods	1st	2nd	3rd	4th	Total
Florida	22	17	16	21	76
Texas A&M	23	19	24	18	84

Points	In	Off	2nd	Fast	Bench
UF	Paint	T/O	Chance	Break	
UF	36	13	15	15	12
TAMU	36	13	15	6	5

Last FG - UF 4th-00:07, TAMU 4th-00:29.  
Largest lead - UF by 4 1st-09:00, TAMU by 14 3rd-01:55.  
UF led for 07:20, TAMU led for 31:28. Game was tied for 01:12.

### Game 22: Texas A&M 84, Florida 76

February 2, 2017 \* Reed Arena \* College Station, Texas

Freshman Delicia Washington scored a game-high 25 points to lead the Gators, who dropped an 84-76 decision to Texas A&M at Reed Arena Thursday evening.

Rebounding and an Aggie scoring run late in the third quarter were the keys to the game, as Florida dropped its second game this season to Texas A&M by single digits.

TAMU held a 44-28 rebounding advantage, Florida's largest rebound deficit of the year. 18 of the Aggies rebounds were on the offensive end.

It was a tough third quarter for the Gators,



# 2016-17 Florida Final Box Scores & Game Recaps

## Official Basketball Box Score -- Game Totals -- Final Statistics

Ole Miss vs Florida

02/06/17 7 pm ET at Gainesville, FL \* Exactech Arena

Ole Miss 84 • 15-8, 4-6 SEC

#	Player	Total			3-Ptr			Rebounds			PF	TP	A	TO	Blk	Stl	Min
		FG	FGA	FT	FTA	FG	FGA	FT	FTA	Off							
10	Muhate, Cecilia	f	2-4	0-0	2-2	2	4	6	5	6	0	0	1	0	24		
42	Gibson, Shelby	f	4-7	1-1	7-8	4	2	6	3	16	0	0	2	0	36		
05	Sisk, Erika	g	4-6	1-2	0-0	1	1	2	2	9	1	2	0	2	16		
20	Muhammad, Madinah	g	7-16	4-7	4-5	1	4	5	2	22	1	6	0	1	39		
23	Sessom, Shandricka	g	6-17	4-8	2-2	2	5	7	3	18	5	3	0	0	35		
11	Joseph, Shequila		0-3	0-2	0-0	0	5	5	2	0	1	0	0	0	19		
24	Hart, Bretta		0-1	0-0	0-0	0	0	0	1	0	0	0	0	0	1		
25	Alston, Alissa		3-3	0-0	7-8	2	1	3	3	13	6	0	0	2	30		
Team			26-57	10-20	22-25	13	22	35	21	84	14	11	3	5	200		
1st - FG %:		7-17	41.2%	2nd: 6-17	35.3%	3rd: 5-14	35.7%	4th: 8-9	88.9%	Game: 26-57	45.6%	Deadball					
3FG %:		2-5	40.0%	4-8	50.0%	3-6	50.0%	1-1	100.0%	10-20	50.0%	Rebounds					
FT %:		3-4	75.0%	7-8	87.5%	5-6	83.3%	7-7	100.0%	22-25	88.0%						

Florida 75 • 11-12, 2-8 SEC

#	Player	Total			3-Ptr			Rebounds			PF	TP	A	TO	Blk	Stl	Min
		FG	FGA	FT	FTA	FG	FGA	FT	FTA	Off							
01	Williams, Ronni	f	8-16	0-0	5-6	2	1	3	3	21	0	2	0	2	33		
44	Lorenzen, Haley	f	6-10	0-0	2-3	2	3	5	4	14	2	1	2	0	31		
00	Washington, Delicia	g	4-16	0-1	6-6	4	2	6	3	14	4	2	0	2	30		
11	Anderson, Dyandria	g	4-10	0-2	5-6	1	4	5	2	13	4	4	0	1	39		
22	Morang, Sydney	g	3-7	2-5	0-0	4	0	4	1	8	1	0	1	1	25		
05	Portakal, Elif		0-0	0-0	0-0	0	0	0	0	0	0	1	0	0	2		
15	Searcy, Sydney		0-0	0-0	0-0	0	1	1	2	0	0	1	0	0	2		
23	Copeland, Brooke		1-3	1-3	0-0	0	1	1	3	3	0	1	0	0	14		
24	Fleming, Tyshara		1-3	0-0	0-0	2	5	7	3	2	1	0	0	1	24		
Team			27-65	3-11	18-21	19	18	37	21	75	12	12	3	7	200		
1st - FG %:		8-22	36.4%	2nd: 7-15	46.7%	3rd: 6-13	46.2%	4th: 6-15	40.0%	Game: 27-65	41.5%	Deadball					
3FG %:		2-4	50.0%	1-2	50.0%	0-1	0.0%	0-4	0.0%	3-11	27.3%	Rebounds					
FT %:		2-2	100.0%	4-4	100.0%	7-9	77.8%	5-6	83.3%	18-21	85.7%						

Officials: Bob Trammell, Felicia Grinter, Bruce Morris

Technical fouls: Ole Miss-None. Florida-None.

Attendance: 1219

UM# 10 C.Muhate fouls out at 0:53.8(4)

Score by periods	1st	2nd	3rd	4th	Total	In	Off	2nd	Fast	Bench
Ole Miss	19	23	18	24	84	Points	Paint	T/O	Chance	Break
Florida	20	19	19	17	75	OM	26	8	16	8
						UF	34	9	12	4

Last FG - OM 4th-00:37, UF 4th-00:16.

Largest lead - OM by 10 2nd-04:30, UF by 3 2nd-09:44.

OM led for 34:10. UF led for 02:41. Game was tied for 03:09.

Score tied - 7 times.  
Lead changed - 8 times.

## Game 23: Ole Miss 84, Florida 75

February 6, 2017 \* Exactech Arena at the Stephen C. O'Connell Center \* Gainesville, Fla.

Five of Florida's last six games have been decided by single digits including Monday evening's game against Ole Miss played at Exactech Arena at the Stephen C. O'Connell Center, where the Gators found themselves on the short end of a 84-75 decision.

Ronni Williams continued her sensational senior season, leading Florida with 21 points – her 11th game this year with 20 or more points in a game, but it wasn't enough for the Gators, who have dropped four of their five Southeastern Conference home games by nine points or less.

Ole Miss used a 12-0 run early in the second quarter to flip a 22-19 Gator lead into 31-22 Rebel advantage. UM sank three triples during the spree, while Florida turned the ball over twice. Haley Lorenzen dished a great ball to Tyshara Fleming under the basket and she finished to halt UF's scoring drought.

With UM holding a 36-26 lead, Florida countered with a 6-0 spurt over a 62-second span behind a pair of free throws from Dyandria Anderson and baskets from Delicia Washington and Williams, as Florida closed the gap.

The Rebels continued to match every Gator score until freshman Sydney Morang knocked down a three and Lorenzen followed with a jumper with 16 seconds left in the second quarter and Florida headed into the locker room down three, 42-39.

The teams continued to trade buckets for the majority of the third quarter and the Gators even tied the game twice and took a 58-57 lead with 48 seconds remaining on a pair of Lorenzen free throws. Just 16 seconds later, Erika Sisk drilled one of Ole Miss' 10 three-pointers during the game and the Rebels jumped back into the lead, holding a 60-58 edge entering the final quarter.

Washington scored first to begin the fourth quarter and tied the game.

Ole Miss, however, used a 13-4 run over the next 4:55 and held a 73-64 advantage with 3:52 remaining.

Florida still battled and after consecutive buckets from Williams was within five points, 75-70, with 2:06 on the clock.

The Gator had struggled defensively all evening but needed to come up big on the ensuing Ole Miss possession and initially it appeared as though it had. Florida forced Madinah Muhammad into a tough attempt as the shot clock was at the end and the game clock at 70 seconds. The ball bounced out and Muhammad collected her own miss and put it back up for a layup that gave the Rebels a 77-70 lead.

Florida cut its deficit to six a few times in the final minute, but Ole Miss came right back and answered every Gator score with one of its own to close out the game.

### News and Numbers of Note

- Ole Miss connected on 10-20 three-pointers; fifth time this year UF has allowed double-digit threes
- Monday was the first and only regular-season game scheduled between Florida and Ole Miss.
- Both of the Gator's SEC wins this year have come on the road.
- Five of Florida's last six games have been decided by single digits.
- Florida is 2-7 in games decided by 10 points or less this season, including 1-5 in SEC games.

### Florida vs. Ole Miss: The UPDATED Series

32 Florida's last home win against the Rebels was on Feb. 5, 2012.

### Postgame with UF Head Coach Amanda Butler - Quick thoughts on the game:

"Very poor defense on our end tonight, which is very disappointing. We did not defend dribble penetration again. They did a great job of finding the open player; and we overreacted to that - didn't play with a great deal of discipline. We put ourselves in a foul bind once again, and overall just a really disappointing way to lose a ball game."

2016-17 Univ. of Florida  
 Florida Combined Team Statistics (as of Feb 06, 2017)  
 All games

RECORD:	OVERALL	HOME	AWAY	NEUTRAL
ALL GAMES	11-12	1-5	4-6	6-1
CONFERENCE	2-8	0-5	2-3	0-0
NON-CONFERENCE	9-4	1-0	2-3	6-1

##	Player	gp-gs	min	avg	Total		3-Point		F-Throw		Rebounds				pf	dq	a	to	blk	stl	pts	avg	
					fg-fga	fg%	3fg-fga	3fg%	ft-fa	ft%	off	def	tot	avg									
01	Williams,Ronni	23-23	653	28.4	174-312	.558	0-2	.000	90-120	.750	63	113	176	7.7	75	3	58	81	10	32	438	19.0	
44	Lorenzen,Haley	23-23	682	29.7	118-237	.498	9-21	.429	33-48	.688	56	94	150	6.5	69	3	33	50	33	29	278	12.1	
00	Washington,Delicia	23-22	566	24.6	104-246	.423	5-21	.238	41-70	.586	45	75	120	5.2	75	3	33	70	1	38	254	11.0	
24	Fleming,Tyshara	23-7	498	21.7	70-125	.560	0-0	.000	35-60	.583	61	97	158	6.9	71	4	20	35	31	29	175	7.6	
11	Anderson,Dyandria	23-23	745	32.4	54-135	.400	9-43	.209	47-69	.681	32	66	98	4.3	49	0	105	74	10	35	164	7.1	
23	Copeland,Brooke	21-4	430	20.5	31-99	.313	25-85	.294	7-10	.700	11	30	41	2.0	36	1	22	33	5	12	94	4.5	
22	Morang,Sydney	19-4	284	14.9	19-73	.260	16-61	.262	3-7	.429	16	20	36	1.9	19	1	11	7	5	9	57	3.0	
15	Searcy,Sydney	23-0	351	15.3	28-79	.354	3-25	.120	9-15	.600	9	17	26	1.1	51	3	21	26	2	24	68	3.0	
05	Portakal,Elif	13-0	122	9.4	5-17	.294	2-6	.333	1-4	.250	0	8	8	0.6	6	0	20	22	0	4	13	1.0	
Team											47	56	103										
Total.....		23	4600	664-1461		.454	81-306	.265	290-434	.668	353	605	958	41.7	469	19	350	438	97	219	1699	73.9	
Opponents.....		23	4600	550-1418		.388	156-461	.338	342-472	.725	320	526	846	36.8	427	-	340	410	64	229	1598	69.5	

TEAM STATISTICS	UF	OPP	Date	Opponent	Score	Att.	
SCORING	1699	1598	1	11/11/16	vs South Alabama	w 85-33	2003
Points per game	73.9	69.5		11/14/16	at Chattanooga	w 72-61	2427
Scoring margin	+4.4	-	2	11/19/16	vs Temple	w 83-76	540
FIELD GOALS-ATT	664-1461	550-1418		11/22/16	at Arkansas State	w 71-60	2366
Field goal pct	.454	.388		11/25/16	at Northwestern	L 68-73	857
3 POINT FG-ATT	81-306	156-461	2	11/30/16	vs Wofford	w 74-51	783
3-point FG pct	.265	.338	3	12/03/16	vs Long Beach State	w 83-53	1428
3-pt FG made per game	3.5	6.8	3	12/04/16	at #24 Arizona State	L 63-69	1773
FREE THROWS-ATT	290-434	342-472		12/08/16	at #7 Florida State	L 58-83	3390
Free throw pct	.668	.725	4	12/11/16	vs N.C. A&T	w 67-38	720
F-Throws made per game	12.6	14.9	5	12/20/16	vs Indiana	L 88-102	829
REBOUNDS	958	846	5	12/21/16	vs Florida A&M	w 78-65	618
Rebounds per game	41.7	36.8		12/28/16	SOUTHEASTERN LA.	w 102-51	2119
Rebounding margin	+4.9	-	*	01/01/17	AUBURN	L 75-82	1720
ASSISTS	350	340	*	01/05/17	at LSU	L 67-78	1802
Assists per game	15.2	14.8	*	01/08/17	#5 SOUTH CAROLINA	L 62-81	2232
TURNOVERS	438	410	*	01/12/17	at #4 Mississippi State	L 49-82	5575
Turnovers per game	19.0	17.8	*	01/15/17	TEXAS A&M	L 59-67	2133
Turnover margin	-1.2	-	*	01/22/17	at Georgia	w 76-68	4181
Assist/turnover ratio	0.8	0.8	*	01/26/17	TENNESSEE	L 75-84	2059
STEALS	219	229	*	01/29/17	at Vanderbilt	w 93-73	4336
Steals per game	9.5	10.0	*	02/02/17	at Texas A&M	L 76-84	3206
BLOCKS	97	64	*	02/06/17	OLE MISS	L 75-84	1219
Blocks per game	4.2	2.8					
ATTENDANCE	11482	36834					
Home games-Avg/Game	6-1914	10-2991					
Neutral site-Avg/Game	-	7-989					

\* = SEC game

1 = Veterans Memorial Arena - Jacksonville, FL

2 = College of Central Florida's Patriot Gym - Ocala, FL

3 = Arizona State Classic - Tempe, AZ

4 = Gulf Coast State College's Harrison Field House - Panama City, FL

5 = Florida Sunshine Classic - Winter Park, FL

Score by Periods	1st	2nd	3rd	4th	Totals
Florida	410	376	438	475	1699
Opponents	394	386	426	392	1598

2016-17 Univ. of Florida  
Florida Combined Team Statistics (as of Feb 06, 2017)  
Conference games

RECORD:	OVERALL	HOME	AWAY	NEUTRAL
ALL GAMES	2-8	0-5	2-3	0-0
CONFERENCE	2-8	0-5	2-3	0-0
NON-CONFERENCE	0-0	0-0	0-0	0-0

##	Player	gp-gs	min	avg	Total		3-Point		F-Throw		Rebounds				pf	dq	a	to	blk	stl	pts	avg		
					fg-fga	fg%	3fg-fga	3fg%	ft-fta	ft%	off	def	tot	avg										
01	Williams,Ronni	10-10	308	30.8	74-143	.517	0-0	.000	57-77	.740	26	42	68	6.8	38	3	21	40	2	16	205	20.5		
00	Washington,Delicia	10-10	279	27.9	59-154	.383	2-12	.167	19-27	.704	20	33	53	5.3	35	0	15	35	0	11	139	13.9		
44	Lorenzen,Haley	10-10	314	31.4	46-96	.479	4-10	.400	17-23	.739	29	38	67	6.7	40	2	14	23	14	10	113	11.3		
11	Anderson,Dyandria	10-10	367	36.7	28-71	.394	5-17	.294	24-34	.706	19	28	47	4.7	24	0	47	34	3	15	85	8.5		
24	Fleming,Tyshara	10-4	248	24.8	28-53	.528	0-0	.000	15-26	.577	35	41	76	7.6	34	4	7	16	12	18	71	7.1		
23	Copeland,Brooke	8-2	185	23.1	13-43	.302	11-39	.282	4-6	.667	5	11	16	2.0	21	1	10	14	1	3	41	5.1		
22	Morang,Sydney	10-4	187	18.7	14-48	.292	12-43	.279	2-5	.400	8	8	16	1.6	16	1	4	1	4	4	42	4.2		
15	Searcy,Sydney	10-0	91	9.1	4-17	.235	0-3	.000	0-0	.000	3	4	7	0.7	12	0	3	8	0	0	8	0.8		
05	Portakal,Elif	5-0	21	4.2	1-3	.333	0-1	.000	1-2	.500	0	1	1	0.2	2	0	3	5	0	0	3	0.6		
Team											19	20	39					6						
Total.....		10	2000	267-628		.425	34-125	.272	139-200	.695	164	226	390	39.0	222	11	124	182	36	77	707	70.7		
Opponents.....		10	2000	265-606		.437	70-182	.385	183-240	.763	135	236	371	37.1	193	-	160	147	31	99	783	78.3		

TEAM STATISTICS	UF	OPP	Date	Opponent	Score	Att.
SCORING	707	783	* 01/01/17	AUBURN	L 75-82	1720
Points per game	70.7	78.3	* 01/05/17	at LSU	L 67-78	1802
Scoring margin	-7.6	-	* 01/08/17	#5 SOUTH CAROLINA	L 62-81	2232
FIELD GOALS-ATT	267-628	265-606	* 01/12/17	at #4 Mississippi State	L 49-82	5575
Field goal pct	.425	.437	* 01/15/17	TEXAS A&M	L 59-67	2133
3 POINT FG-ATT	34-125	70-182	* 01/22/17	at Georgia	w 76-68	4181
3-point FG pct	.272	.385	* 01/26/17	TENNESSEE	L 75-84	2059
3-pt FG made per game	3.4	7.0	* 01/29/17	at Vanderbilt	w 93-73	4336
FREE THROWS-ATT	139-200	183-240	* 02/02/17	at Texas A&M	L 76-84	3206
Free throw pct	.695	.763	* 02/06/17	OLE MISS	L 75-84	1219
F-Throws made per game	13.9	18.3				
REBOUNDS	390	371				
Rebounds per game	39.0	37.1				
Rebounding margin	+1.9	-				
ASSISTS	124	160				
Assists per game	12.4	16.0				
TURNOVERS	182	147				
Turnovers per game	18.2	14.7				
Turnover margin	-3.5	-				
Assist/turnover ratio	0.7	1.1				
STEALS	77	99				
Steals per game	7.7	9.9				
BLOCKS	36	31				
Blocks per game	3.6	3.1				
ATTENDANCE	9363	19100				
Home games-Avg/Game	5-1873	5-3820				
Neutral site-Avg/Game	-	0-0				

\* = SEC game

1 = Veterans Memorial Arena - Jacksonville, FL

2 = College of Central Florida's Patriot Gym - Ocala, FL

3 = Arizona State Classic - Tempe, AZ

4 = Gulf Coast State College's Harrison Field House - Panama City, FL

5 = Florida Sunshine Classic - Winter Park, FL

Score by Periods	1st	2nd	3rd	4th	Totals
Florida	173	153	179	202	707
Opponents	200	195	192	196	783



2016-17 Univ. of Florida  
 Florida Team Game-by-Game Comparison (as of Feb 06, 2017)  
 All games

Opponent	1st	2nd	Score	Mar	Total FG	FG Pct	3-Pointers	3FG Pct	Free Throws	FT Pct	Rebounds	Assist	T/Over	Block	Steal	Fouls
South Alabama	37/15	48/18	85-33	+52	38-71/10-51	.535/.196	3-16/4-13	.188/.308	6-8/9-12	.750/.750	47/31 +16	23/4	21/32	6/3	20/9	20/14
Chattanooga	35/28	37/33	72-61	+11	31-65/21-54	.477/.389	4-12/7-22	.333/.318	6-10/12-13	.600/.923	46/26 +20	16/14	17/16	2/3	9/10	11/9
Temple	26/30	57/46	83-76	+7	34-73/26-66	.466/.394	3-11/9-28	.273/.321	12-23/15-23	.522/.652	44/43 +1	18/15	12/17	3/5	11/6	20/20
Arkansas State	36/31	35/29	71-60	+11	25-59/20-66	.424/.303	4-15/9-22	.267/.409	17-20/11-16	.850/.688	45/39 +6	15/11	20/17	5/0	9/8	21/18
Northwestern	38/38	30/35	68-73	(5)	28-74/26-59	.378/.441	5-18/5-14	.278/.357	7-10/16-26	.700/.615	44/41 +3	19/19	14/15	3/6	9/10	24/12
Wofford	42/20	32/31	74-51	+23	32-60/22-68	.533/.324	4-13/3-15	.308/.200	6-8/4-5	.750/.800	43/34 +9	23/11	23/19	8/2	8/11	15/13
Long Beach State	38/26	45/27	83-53	+30	37-68/17-64	.544/.266	3-13/10-29	.231/.345	6-11/9-20	.545/.450	55/35 +20	30/12	16/13	10/3	7/6	19/16
#24 Arizona State	30/30	33/39	63-69	(6)	25-50/27-67	.500/.403	4-12/4-15	.333/.267	9-14/11-24	.643/.458	36/40 (4)	12/21	25/15	4/4	8/12	25/15
#7 Florida State	29/39	29/44	58-83	(25)	24-59/27-67	.407/.403	3-11/6-18	.273/.333	7-14/23-32	.500/.719	35/45 (10)	10/16	27/18	2/1	6/18	24/18
N.C. A&T	23/20	44/18	67-38	+29	24-58/15-66	.414/.227	3-16/6-28	.188/.214	16-22/2-6	.727/.333	54/38 +16	13/9	20/19	5/0	11/10	10/18
Indiana	32/57	56/45	88-102	(14)	33-63/31-64	.524/.484	5-13/10-25	.385/.400	17-33/30-32	.515/.938	34/34 -	12/22	16/13	6/3	5/8	24/27
Florida A&M	39/30	39/35	78-65	+13	31-66/23-64	.470/.359	4-17/6-22	.235/.273	12-18/13-15	.667/.867	38/40 (2)	18/14	29/36	2/3	20/15	21/22
SOUTHEASTERN LA.	55/21	47/30	102-51	+51	35-67/20-56	.522/.357	2-14/7-28	.143/.250	30-43/4-8	.698/.500	47/29 +18	17/12	16/33	5/0	19/7	13/32
AUBURN	34/36	41/46	75-82	(7)	27-54/27-65	.500/.415	3-14/11-21	.214/.524	18-27/17-30	.667/.567	38/34 +4	12/16	26/13	2/1	6/13	27/22
LSU	27/36	40/42	67-78	(11)	25-65/29-57	.385/.509	3-8/2-8	.375/.250	14-20/18-26	.700/.692	51/24 +27	13/16	28/17	3/0	12/23	23/19
#5 SOUTH CAROLINA	24/47	38/34	62-81	(19)	23-63/30-69	.365/.435	4-10/6-18	.400/.333	12-20/15-23	.600/.652	42/48 (6)	11/10	22/14	2/6	6/13	22/22
#4 Mississippi State	22/48	27/34	49-82	(33)	16-41/32-69	.390/.464	4-8/5-21	.500/.238	13-19/13-17	.684/.765	31/36 (5)	9/22	27/10	4/4	4/10	25/21
TEXAS A&M	36/35	23/32	59-67	(8)	27-62/23-49	.435/.469	2-16/9-15	.125/.600	3-5/12-14	.600/.857	29/35 (6)	13/17	11/18	5/3	8/8	14/11
Georgia	35/33	41/35	76-68	+8	26-66/21-55	.394/.382	4-16/4-20	.250/.200	20-30/22-27	.667/.815	42/43 (1)	12/14	14/18	2/7	12/6	26/26
TENNESSEE	34/48	41/36	75-84	(9)	31-69/25-53	.449/.472	1-10/7-14	.100/.500	12-17/27-35	.706/.771	42/30 +12	13/12	17/14	5/2	6/8	24/14
Vanderbilt	36/28	57/45	93-73	+20	33-75/24-71	.440/.338	2-12/11-29	.167/.379	25-33/14-16	.758/.875	50/42 +8	9/19	14/21	5/2	11/6	21/26
Texas A&M	39/42	37/42	76-84	(8)	32-68/28-61	.471/.459	8-20/5-16	.400/.313	4-8/23-27	.500/.852	28/44 (16)	20/20	11/11	5/3	5/7	19/11
OLE MISS	39/42	36/42	75-84	(9)	27-65/26-57	.415/.456	3-11/10-20	.273/.500	18-21/22-25	.857/.880	37/35 +2	12/14	12/11	3/3	7/5	21/21

Note: Game totals are displayed in the format TEAM/OPPONENT for each category

2016-17 Univ. of Florida  
 Florida Opponent Game-by-Game (as of Feb 06, 2017)  
 All games

OPPONENT STATISTICS

Opponent	Date	Score		Total		3-Pointers		Free throws		Rebounds				pf	a	t/o	blk	stl	pts	avg
				fg-fga	pct	3fg-fga	pct	ft-fta	pct	off	def	tot	avg							
vs South Alabama	11/11/16	85-33	W	10-51	.196	4-13	.308	9-12	.750	12	19	31	31.0	14	4	32	3	9	33	33.0
at Chattanooga	11/14/16	72-61	W	21-54	.389	7-22	.318	12-13	.923	6	20	26	28.5	9	14	16	3	10	61	47.0
vs Temple	11/19/16	83-76	W	26-66	.394	9-28	.321	15-23	.652	12	31	43	33.3	20	15	17	5	6	76	56.7
at Arkansas State	11/22/16	71-60	W	20-66	.303	9-22	.409	11-16	.688	20	19	39	34.8	18	11	17	0	8	60	57.5
at Northwestern	11/25/16	68-73	L	26-59	.441	5-14	.357	16-26	.615	16	25	41	36.0	12	19	15	6	10	73	60.6
vs Wofford	11/30/16	74-51	W	22-68	.324	3-15	.200	4-5	.800	14	20	34	35.7	13	11	19	2	11	51	59.0
vs Long Beach State	12/03/16	83-53	W	17-64	.266	10-29	.345	9-20	.450	18	17	35	35.6	16	12	13	3	6	53	58.1
at #24 Arizona State	12/04/16	63-69	L	27-67	.403	4-15	.267	11-24	.458	19	21	40	36.1	15	21	15	4	12	69	59.5
at #7 Florida State	12/08/16	58-83	L	27-67	.403	6-18	.333	23-32	.719	17	28	45	37.1	18	16	18	1	18	83	62.1
vs N.C. A&T	12/11/16	67-38	W	15-66	.227	6-28	.214	2-6	.333	14	24	38	37.2	18	9	19	0	10	38	59.7
vs Indiana	12/20/16	88-102	L	31-64	.484	10-25	.400	30-32	.938	10	24	34	36.9	27	22	13	3	8	102	63.5
vs Florida A&M	12/21/16	78-65	W	23-64	.359	6-22	.273	13-15	.867	18	22	40	37.2	22	14	36	3	15	65	63.7
SOUTHEASTERN LA.	12/28/16	102-51	W	20-56	.357	7-28	.250	4-8	.500	9	20	29	36.5	32	12	33	0	7	51	62.7
AUBURN	01/01/17	75-82	L	27-65	.415	11-21	.524	17-30	.567	18	16	34	36.4	22	16	13	1	13	82	64.1
at LSU	01/05/17	67-78	L	29-57	.509	2-8	.250	18-26	.692	9	15	24	35.5	19	16	17	0	23	78	65.0
#5 SOUTH CAROLINA	01/08/17	62-81	L	30-69	.435	6-18	.333	15-23	.652	18	30	48	36.3	22	10	14	6	13	81	66.0
at #4 Mississippi State	01/12/17	49-82	L	32-69	.464	5-21	.238	13-17	.765	17	19	36	36.3	21	22	10	4	10	82	66.9
TEXAS A&M	01/15/17	59-67	L	23-49	.469	9-15	.600	12-14	.857	9	26	35	36.2	11	17	18	3	8	67	66.9
at Georgia	01/22/17	76-68	W	21-55	.382	4-20	.200	22-27	.815	11	32	43	36.6	26	14	18	7	6	68	67.0
TENNESSEE	01/26/17	75-84	L	25-53	.472	7-14	.500	27-35	.771	8	22	30	36.2	14	12	14	2	8	84	67.8
at Vanderbilt	01/29/17	93-73	W	24-71	.338	11-29	.379	14-16	.875	14	28	42	36.5	26	19	21	2	6	73	68.1
at Texas A&M	02/02/17	76-84	L	28-61	.459	5-16	.313	23-27	.852	18	26	44	36.9	11	20	11	3	7	84	68.8
OLE MISS	02/06/17	75-84	L	26-57	.456	10-20	.500	22-25	.880	13	22	35	36.8	21	14	11	3	5	84	69.5
Opponents		1598		550-1418	.388	156-461	.338	342-472	.725	320	526	846	36.8	427	340	410	64	229	1598	69.5
Florida		1699		664-1461	.454	81-306	.265	290-434	.668	353	605	958	41.7	469	350	438	97	219	1699	73.9

Games played: 23  
 Points/game: 69.5  
 FG Pct: 38.8  
 3FG Pct: 33.8  
 FT Pct: 72.5

Rebounds/game: 36.8  
 Assists/game: 14.8  
 Turnovers/game: 17.8  
 Assist/turnover ratio: 0.8  
 Steals/game: 10.0  
 Blocks/game: 2.8

2016-17 Univ. of Florida  
 Florida Team Game-by-Game (as of Feb 06, 2017)  
 All games

TEAM STATISTICS

Opponent	Date	Score	W	Total		3-Pointers		Free throws		Rebounds				pf	a	t/o	blk	stl	pts	avg
				fg-fga	pct	3fg-fga	pct	ft-fa	pct	off	def	tot	avg							
vs South Alabama	11/11/16	85-33	W	38-71	.535	3-16	.188	6-8	.750	16	31	47	47.0	20	23	21	6	20	85	85.0
at Chattanooga	11/14/16	72-61	W	31-65	.477	4-12	.333	6-10	.600	18	28	46	46.5	11	16	17	2	9	72	78.5
vs Temple	11/19/16	83-76	W	34-73	.466	3-11	.273	12-23	.522	14	30	44	45.7	20	18	12	3	11	83	80.0
at Arkansas State	11/22/16	71-60	W	25-59	.424	4-15	.267	17-20	.850	17	28	45	45.5	21	15	20	5	9	71	77.8
at Northwestern	11/25/16	68-73	L	28-74	.378	5-18	.278	7-10	.700	22	22	44	45.2	24	19	14	3	9	68	75.8
vs Wofford	11/30/16	74-51	W	32-60	.533	4-13	.308	6-8	.750	10	33	43	44.8	15	23	23	8	8	74	75.5
vs Long Beach State	12/03/16	83-53	W	37-68	.544	3-13	.231	6-11	.545	17	38	55	46.3	19	30	16	10	7	83	76.6
at #24 Arizona State	12/04/16	63-69	L	25-50	.500	4-12	.333	9-14	.643	6	30	36	45.0	25	12	25	4	8	63	74.9
at #7 Florida State	12/08/16	58-83	L	24-59	.407	3-11	.273	7-14	.500	9	26	35	43.9	24	10	27	2	6	58	73.0
vs N.C. A&T	12/11/16	67-38	W	24-58	.414	3-16	.188	16-22	.727	14	40	54	44.9	10	13	20	5	11	67	72.4
vs Indiana	12/20/16	88-102	L	33-63	.524	5-13	.385	17-33	.515	12	22	34	43.9	24	12	16	6	5	88	73.8
vs Florida A&M	12/21/16	78-65	W	31-66	.470	4-17	.235	12-18	.667	16	22	38	43.4	21	18	29	2	20	78	74.2
SOUTHEASTERN LA.	12/28/16	102-51	W	35-67	.522	2-14	.143	30-43	.698	18	29	47	43.7	13	17	16	5	19	102	76.3
AUBURN	01/01/17	75-82	L	27-54	.500	3-14	.214	18-27	.667	14	24	38	43.3	27	12	26	2	6	75	76.2
at LSU	01/05/17	67-78	L	25-65	.385	3-8	.375	14-20	.700	27	24	51	43.8	23	13	28	3	12	67	75.6
#5 SOUTH CAROLINA	01/08/17	62-81	L	23-63	.365	4-10	.400	12-20	.600	15	27	42	43.7	22	11	22	2	6	62	74.8
at #4 Mississippi State	01/12/17	49-82	L	16-41	.390	4-8	.500	13-19	.684	10	21	31	42.9	25	9	27	4	4	49	73.2
TEXAS A&M	01/15/17	59-67	L	27-62	.435	2-16	.125	3-5	.600	11	18	29	42.2	14	13	11	5	8	59	72.4
at Georgia	01/22/17	76-68	W	26-66	.394	4-16	.250	20-30	.667	17	25	42	42.2	26	12	14	2	12	76	72.6
TENNESSEE	01/26/17	75-84	L	31-69	.449	1-10	.100	12-17	.706	21	21	42	42.2	24	13	17	5	6	75	72.8
at Vanderbilt	01/29/17	93-73	W	33-75	.440	2-12	.167	25-33	.758	18	32	50	42.5	21	9	14	5	11	93	73.7
at Texas A&M	02/02/17	76-84	L	32-68	.471	8-20	.400	4-8	.500	12	16	28	41.9	19	20	11	5	5	76	73.8
OLE MISS	02/06/17	75-84	L	27-65	.415	3-11	.273	18-21	.857	19	18	37	41.7	21	12	12	3	7	75	73.9
Florida		1699		664-1461	.454	81-306	.265	290-434	.668	353	605	958	41.7	469	350	438	97	219	1699	73.9
Opponents		1598		550-1418	.388	156-461	.338	342-472	.725	320	526	846	36.8	427	340	410	64	229	1598	69.5

Games played: 23  
 Points/game: 73.9  
 FG Pct: 45.4  
 3FG Pct: 26.5  
 FT Pct: 66.8

Rebounds/game: 41.7  
 Assists/game: 15.2  
 Turnovers/game: 19.0  
 Assist/turnover ratio: 0.8  
 Steals/game: 9.5  
 Blocks/game: 4.2



2016-17 Univ. of Florida  
Florida Points-Rebounds-Assists (as of Feb 06, 2017)  
All games

Opponent	Date	Score		00	01	05	11	15	22	23
				WASHINGTON	WILLIAMS,R	PORTAKAL,E	ANDERSON,D	SEARCY,SYD	MORANG,SYD	COPELAND,B
vs South Alabama	11/11/16	85-33	w	8-6-2	16-10-1	2-1-5	6-3-6	2-2-2	DNP	8-6-1
at Chattanooga	11/14/16	72-61	w	4-3-1	10-8-2	0-3-3	5-5-6	2-1-2	DNP	4-3-0
vs Temple	11/19/16	83-76	w	10-9-2	18-6-3	0-2-0	8-3-4	2-1-2	DNP	0-0-0
at Arkansas State	11/22/16	71-60	w	11-6-1	8-5-1	0-1-1	6-8-9	2-1-1	DNP	0-0-0
at Northwestern	11/25/16	68-73	L	4-6-2	19-13-1	0-0-2	0-6-4	9-2-1	0-0-0	3-0-0
vs Wofford	11/30/16	74-51	w	2-6-3	26-11-3	3-0-3	1-3-6	2-1-0	0-4-0	5-1-3
vs Long Beach State	12/03/16	83-53	w	11-5-0	18-9-3	5-0-3	7-5-4	9-1-2	3-2-0	0-7-6
at #24 Arizona State	12/04/16	63-69	L	6-3-0	8-6-4	0-0-0	6-3-2	11-1-2	0-0-0	3-1-0
at #7 Florida State	12/08/16	58-83	L	4-5-1	20-5-2	DNP	5-4-0	2-0-1	0-1-0	6-1-0
vs N.C. A&T	12/11/16	67-38	w	10-4-0	9-10-4	DNP	8-5-4	8-0-1	3-6-2	13-4-0
vs Indiana	12/20/16	88-102	L	31-7-2	22-5-6	DNP	3-2-2	2-1-0	0-2-0	3-1-2
vs Florida A&M	12/21/16	78-65	w	0-4-1	25-8-4	DNP	13-1-7	0-5-2	6-2-2	3-0-0
SOUTHEASTERN LA.	12/28/16	102-51	w	14-3-3	34-12-3	DNP	11-3-4	9-3-2	3-3-3	5-1-0
AUBURN	01/01/17	75-82	L	17-4-1	24-7-4	DNP	2-4-5	0-1-0	1-0-1	7-2-0
at LSU	01/05/17	67-78	L	4-6-2	22-10-1	DNP	4-6-3	4-0-1	0-0-0	9-1-3
#5 SOUTH CAROLINA	01/08/17	62-81	L	18-7-1	6-5-3	DNP	9-6-4	2-1-0	3-0-0	7-5-1
at #4 Mississippi State	01/12/17	49-82	L	17-6-0	11-4-1	DNP	8-3-3	0-0-0	4-3-0	0-0-2
TEXAS A&M	01/15/17	59-67	L	6-2-1	22-6-3	DNP	12-6-8	2-1-0	6-0-0	0-2-0
at Georgia	01/22/17	76-68	w	14-3-0	16-7-1	3-1-0	13-6-4	0-0-1	3-2-1	9-5-3
TENNESSEE	01/26/17	75-84	L	4-7-2	31-3-1	0-0-2	8-5-5	0-1-0	2-3-1	DNP
at Vanderbilt	01/29/17	93-73	w	20-7-1	43-14-3	0-0-0	9-3-3	0-2-0	3-3-0	DNP
at Texas A&M	02/02/17	76-84	L	25-5-3	9-9-4	0-0-1	7-3-8	0-0-1	12-1-0	6-0-1
OLE MISS	02/06/17	75-84	L	14-6-4	21-3-0	0-0-0	13-5-4	0-1-0	8-4-1	3-1-0

Opponent	Date	Score		24	44
				FLEMING,TY	LORENZEN,H
vs South Alabama	11/11/16	85-33	w	11-4-0	16-5-1
at Chattanooga	11/14/16	72-61	w	2-3-0	16-5-1
vs Temple	11/19/16	83-76	w	5-5-1	19-7-2
at Arkansas State	11/22/16	71-60	w	10-9-0	11-6-1
at Northwestern	11/25/16	68-73	L	5-2-1	13-7-3
vs Wofford	11/30/16	74-51	w	5-8-1	10-4-3
vs Long Beach State	12/03/16	83-53	w	11-11-4	12-6-3
at #24 Arizona State	12/04/16	63-69	L	2-5-1	9-9-2
at #7 Florida State	12/08/16	58-83	L	6-2-0	6-7-2
vs N.C. A&T	12/11/16	67-38	w	8-8-1	8-10-1
vs Indiana	12/20/16	88-102	L	13-9-0	14-0-0
vs Florida A&M	12/21/16	78-65	w	15-8-2	16-7-0
SOUTHEASTERN LA.	12/28/16	102-51	w	11-8-2	15-10-0
AUBURN	01/01/17	75-82	L	13-9-1	11-7-0
at LSU	01/05/17	67-78	L	6-13-0	18-12-3
#5 SOUTH CAROLINA	01/08/17	62-81	L	2-8-1	15-5-1
at #4 Mississippi State	01/12/17	49-82	L	6-6-1	3-4-2
TEXAS A&M	01/15/17	59-67	L	4-3-1	7-3-0
at Georgia	01/22/17	76-68	w	7-3-1	11-10-1
TENNESSEE	01/26/17	75-84	L	13-10-1	17-11-1
at Vanderbilt	01/29/17	93-73	w	12-12-0	6-6-2
at Texas A&M	02/02/17	76-84	L	6-5-0	11-4-2
OLE MISS	02/06/17	75-84	L	2-7-1	14-5-2

2016-17 Univ. of Florida  
 Florida Individual Game-by-Game (as of Feb 06, 2017)  
 All games

#00 Washington, Delicia

Opponent	Date	gs	min	Total		3-Pointers		Free throws		Rebounds				pf	a	t/o	blk	stl	pts	avg	
				fg-fga	pct	3fg-fga	pct	ft-fa	pct	off	def	tot	avg								
vs South Alabama	11/11/16	*	20	4-6	.667	0-0	.000	0-0	.000	1	5	6	6.0	2	2	3	0	4	8	8.0	
at Chattanooga	11/14/16	*	21	2-4	.500	0-1	.000	0-0	.000	1	2	3	4.5	1	1	5	0	2	4	6.0	
vs Temple	11/19/16	*	21	5-9	.556	0-0	.000	0-4	.000	4	5	9	6.0	5	2	2	0	3	10	7.3	
at Arkansas State	11/22/16	*	31	3-8	.375	1-2	.500	4-4	1.000	2	4	6	6.0	2	1	4	0	2	11	8.3	
at Northwestern	11/25/16	*	17	1-5	.200	0-0	.000	2-2	1.000	4	2	6	6.0	4	2	1	0	0	4	7.4	
vs Wofford	11/30/16	*	25	1-3	.333	0-0	.000	0-1	.000	2	4	6	6.0	1	3	4	0	1	2	6.5	
vs Long Beach State	12/03/16	*	23	5-7	.714	0-2	.000	1-2	.500	2	3	5	5.9	3	0	1	1	1	11	7.1	
at #24 Arizona State	12/04/16	*	18	3-5	.600	0-1	.000	0-0	.000	0	3	3	5.5	5	0	3	0	0	6	7.0	
at #7 Florida State	12/08/16	*	12	2-6	.333	0-0	.000	0-2	.000	2	3	5	5.4	5	1	0	0	1	4	6.7	
vs N.C. A&T	12/11/16	*	18	4-6	.667	0-0	.000	2-3	.667	0	4	4	5.3	2	0	4	0	1	10	7.0	
vs Indiana	12/20/16	*	33	11-22	.500	2-2	1.000	7-16	.438	3	4	7	5.5	4	2	2	0	2	31	9.2	
vs Florida A&M	12/21/16	*	20	0-4	.000	0-0	.000	0-0	.000	2	2	4	5.3	4	1	3	0	4	0	8.4	
SOUTHEASTERN LA.	12/28/16	*	28	4-7	.571	0-1	.000	6-9	.667	2	1	3	5.2	2	3	3	0	6	14	8.8	
AUBURN	01/01/17	*	22	6-9	.667	1-3	.333	4-6	.667	1	3	4	5.1	4	1	5	0	1	17	9.4	
at LSU	01/05/17	*	29	2-13	.154	0-1	.000	0-0	.000	2	4	6	5.1	4	2	4	0	3	4	9.1	
#5 SOUTH CAROLINA	01/08/17	*	28	8-21	.381	0-1	.000	2-2	1.000	2	5	7	5.3	4	1	5	0	3	18	9.6	
at #4 Mississippi State	01/12/17	*	35	7-13	.538	1-1	1.000	2-3	.667	1	5	6	5.3	4	0	5	0	0	17	10.1	
TEXAS A&M	01/15/17	*	21	3-8	.375	0-1	.000	0-0	.000	0	2	2	5.1	0	1	3	0	1	6	9.8	
at Georgia	01/22/17	*	23	6-18	.333	0-1	.000	2-5	.400	1	2	3	5.0	4	0	2	0	0	14	10.1	
TENNESSEE	01/26/17	*	27	2-16	.125	0-1	.000	0-0	.000	4	3	7	5.1	4	2	3	0	1	4	9.8	
at Vanderbilt	01/29/17	*	34	9-20	.450	0-1	.000	2-4	.500	3	4	7	5.2	4	1	3	0	0	20	10.2	
at Texas A&M	02/02/17	*	30	12-20	.600	0-1	.000	1-1	1.000	2	3	5	5.2	4	3	3	0	0	25	10.9	
OLE MISS	02/06/17	*	30	4-16	.250	0-1	.000	6-6	1.000	4	2	6	5.2	3	4	2	0	2	14	11.0	
Totals			22	566	104-246	.423	5-21	.238	41-70	.586	45	75	120	5.2	75	33	70	1	38	254	11.0

Games played: 23  
 Minutes/game: 24.6  
 Points/game: 11.0  
 FG Pct: 42.3  
 3FG Pct: 23.8  
 FT Pct: 58.6

Rebounds/game: 5.2  
 Assists/game: 1.4  
 Turnovers/game: 3.0  
 Assist/turnover ratio: 0.5  
 Steals/game: 1.7  
 Blocks/game: 0.0

2016-17 Univ. of Florida  
 Florida Individual Game-by-Game (as of Feb 06, 2017)  
 All games

#01 Williams,Ronni

Opponent	Date	gs	min	Total		3-Pointers		Free throws		Rebounds				pf	a	t/o	blk	stl	pts	avg	
				fg-fga	pct	3fg-fga	pct	ft-fa	pct	off	def	tot	avg								
vs South Alabama	11/11/16	*	23	8-10	.800	0-0	.000	0-0	.000	3	7	10	10.0	2	1	2	0	1	16	16.0	
at Chattanooga	11/14/16	*	29	4-10	.400	0-0	.000	2-2	1.000	2	6	8	9.0	3	2	1	1	1	10	13.0	
vs Temple	11/19/16	*	22	7-13	.538	0-0	.000	4-6	.667	1	5	6	8.0	4	3	2	0	2	18	14.7	
at Arkansas State	11/22/16	*	25	3-9	.333	0-0	.000	2-2	1.000	3	2	5	7.3	4	1	4	0	2	8	13.0	
at Northwestern	11/25/16	*	31	9-20	.450	0-0	.000	1-2	.500	6	7	13	8.4	3	1	2	1	0	19	14.2	
vs Wofford	11/30/16	*	22	12-16	.750	0-0	.000	2-2	1.000	2	9	11	8.8	1	3	0	1	0	26	16.2	
vs Long Beach State	12/03/16	*	23	9-15	.600	0-0	.000	0-0	.000	5	4	9	8.9	3	3	1	2	1	18	16.4	
at #24 Arizona State	12/04/16	*	20	4-12	.333	0-0	.000	0-0	.000	1	5	6	8.5	4	4	3	0	3	8	15.4	
at #7 Florida State	12/08/16	*	28	8-13	.615	0-0	.000	4-6	.667	1	4	5	8.1	4	2	6	0	0	20	15.9	
vs N.C. A&T	12/11/16	*	31	3-6	.500	0-0	.000	3-3	1.000	2	8	10	8.3	1	4	8	0	1	9	15.2	
vs Indiana	12/20/16	*	36	9-13	.692	0-1	.000	4-7	.571	1	4	5	8.0	3	6	5	1	0	22	15.8	
vs Florida A&M	12/21/16	*	29	10-16	.625	0-1	.000	5-6	.833	5	3	8	8.0	3	4	7	0	3	25	16.6	
SOUTHEASTERN LA.	12/28/16	*	26	14-16	.875	0-0	.000	6-7	.857	5	7	12	8.3	2	3	0	2	2	34	17.9	
AUBURN	01/01/17	*	35	10-13	.769	0-0	.000	4-9	.444	2	5	7	8.2	5	4	7	0	0	24	18.4	
at LSU	01/05/17	*	32	8-17	.471	0-0	.000	6-7	.857	6	4	10	8.3	4	1	5	1	2	22	18.6	
#5 SOUTH CAROLINA	01/08/17	*	25	2-11	.182	0-0	.000	2-4	.500	1	4	5	8.1	5	3	5	0	1	6	17.8	
at #4 Mississippi State	01/12/17	*	27	3-6	.500	0-0	.000	5-8	.625	1	3	4	7.9	4	1	8	0	2	11	17.4	
TEXAS A&M	01/15/17	*	35	11-19	.579	0-0	.000	0-0	.000	1	5	6	7.8	3	3	0	1	2	22	17.7	
at Georgia	01/22/17	*	31	4-8	.500	0-0	.000	8-9	.889	3	4	7	7.7	2	1	4	0	1	16	17.6	
TENNESSEE	01/26/17	*	31	10-18	.556	0-0	.000	11-13	.846	1	2	3	7.5	5	1	4	0	1	31	18.3	
at Vanderbilt	01/29/17	*	31	14-23	.609	0-0	.000	15-17	.882	5	9	14	7.8	3	3	4	0	4	43	19.4	
at Texas A&M	02/02/17	*	28	4-12	.333	0-0	.000	1-4	.250	4	5	9	7.9	4	4	1	0	1	9	19.0	
OLE MISS	02/06/17	*	33	8-16	.500	0-0	.000	5-6	.833	2	1	3	7.7	3	0	2	0	2	21	19.0	
Totals			23	653	174-312	.558	0-2	.000	90-120	.750	63	113	176	7.7	75	58	81	10	32	438	19.0

Games played: 23  
 Minutes/game: 28.4  
 Points/game: 19.0  
 FG Pct: 55.8  
 3FG Pct: 0.0  
 FT Pct: 75.0

Rebounds/game: 7.7  
 Assists/game: 2.5  
 Turnovers/game: 3.5  
 Assist/turnover ratio: 0.7  
 Steals/game: 1.4  
 Blocks/game: 0.4



2016-17 Univ. of Florida  
 Florida Individual Game-by-Game (as of Feb 06, 2017)  
 All games

#05 Portakal, Elif

Opponent	Date	gs	min	Total		3-Pointers		Free throws		Rebounds				pf	a	t/o	blk	stl	pts	avg
				fg-fga	pct	3fg-fga	pct	ft-fta	pct	off	def	tot	avg							
vs South Alabama	11/11/16		24	1-2	.500	0-0	.000	0-0	.000	0	1	1	1.0	0	5	3	0	1	2	2.0
at Chattanooga	11/14/16		14	0-0	.000	0-0	.000	0-0	.000	0	3	3	2.0	0	3	1	0	0	0	1.0
vs Temple	11/19/16		4	0-1	.000	0-0	.000	0-0	.000	0	2	2	2.0	0	0	1	0	0	0	0.7
at Arkansas State	11/22/16		6	0-1	.000	0-0	.000	0-2	.000	0	1	1	1.8	1	1	4	0	0	0	0.5
at Northwestern	11/25/16		6	0-2	.000	0-1	.000	0-0	.000	0	0	0	1.4	0	2	1	0	0	0	0.4
vs Wofford	11/30/16		23	1-6	.167	1-3	.333	0-0	.000	0	0	0	1.2	2	3	3	0	2	3	0.8
vs Long Beach State	12/03/16		18	2-2	1.000	1-1	1.000	0-0	.000	0	0	0	1.0	1	3	3	0	0	5	1.4
at #24 Arizona State	12/04/16		6	0-0	.000	0-0	.000	0-0	.000	0	0	0	0.9	0	0	1	0	1	0	1.3
at #7 Florida State	12/08/16		dnp	-	-	-	-	-	-	-	-	-	-	-	-	-	-	-	-	-
vs N.C. A&T	12/11/16		dnp	-	-	-	-	-	-	-	-	-	-	-	-	-	-	-	-	-
vs Indiana	12/20/16		dnp	-	-	-	-	-	-	-	-	-	-	-	-	-	-	-	-	-
vs Florida A&M	12/21/16		dnp	-	-	-	-	-	-	-	-	-	-	-	-	-	-	-	-	-
SOUTHEASTERN LA.	12/28/16		dnp	-	-	-	-	-	-	-	-	-	-	-	-	-	-	-	-	-
AUBURN	01/01/17		dnp	-	-	-	-	-	-	-	-	-	-	-	-	-	-	-	-	-
at LSU	01/05/17		dnp	-	-	-	-	-	-	-	-	-	-	-	-	-	-	-	-	-
#5 SOUTH CAROLINA	01/08/17		dnp	-	-	-	-	-	-	-	-	-	-	-	-	-	-	-	-	-
at #4 Mississippi State	01/12/17		dnp	-	-	-	-	-	-	-	-	-	-	-	-	-	-	-	-	-
TEXAS A&M	01/15/17		dnp	-	-	-	-	-	-	-	-	-	-	-	-	-	-	-	-	-
at Georgia	01/22/17		7	1-1	1.000	0-0	.000	1-2	.500	0	1	1	0.9	1	0	0	0	0	3	1.4
TENNESSEE	01/26/17		8	0-2	.000	0-1	.000	0-0	.000	0	0	0	0.8	1	2	2	0	0	0	1.3
at Vanderbilt	01/29/17		3	0-0	.000	0-0	.000	0-0	.000	0	0	0	0.7	0	0	1	0	0	0	1.2
at Texas A&M	02/02/17		1	0-0	.000	0-0	.000	0-0	.000	0	0	0	0.7	0	1	1	0	0	0	1.1
OLE MISS	02/06/17		2	0-0	.000	0-0	.000	0-0	.000	0	0	0	0.6	0	0	1	0	0	0	1.0
Totals		0	122	5-17	.294	2-6	.333	1-4	.250	0	8	8	0.6	6	20	22	0	4	13	1.0

Games played: 13  
 Minutes/game: 9.4  
 Points/game: 1.0  
 FG Pct: 29.4  
 3FG Pct: 33.3  
 FT Pct: 25.0

Rebounds/game: 0.6  
 Assists/game: 1.5  
 Turnovers/game: 1.7  
 Assist/turnover ratio: 0.9  
 Steals/game: 0.3

2016-17 Univ. of Florida  
 Florida Individual Game-by-Game (as of Feb 06, 2017)  
 All games

#11 Anderson, Dyandria

Opponent	Date	gs	min	Total		3-Pointers		Free throws		Rebounds				pf	a	t/o	blk	stl	pts	avg	
				fg-fga	pct	3fg-fga	pct	ft-fta	pct	off	def	tot	avg								
vs South Alabama	11/11/16	*	24	3-7	.429	0-3	.000	0-0	.000	1	2	3	3.0	4	6	2	0	6	6	6.0	
at Chattanooga	11/14/16	*	27	1-2	.500	1-2	.500	2-4	.500	2	3	5	4.0	2	6	2	0	0	5	5.5	
vs Temple	11/19/16	*	37	3-5	.600	0-1	.000	2-4	.500	1	2	3	3.7	2	4	4	1	1	8	6.3	
at Arkansas State	11/22/16	*	36	1-3	.333	0-2	.000	4-4	1.000	3	5	8	4.8	2	9	3	1	0	6	6.3	
at Northwestern	11/25/16	*	34	0-3	.000	0-2	.000	0-0	.000	1	5	6	5.0	1	4	1	0	2	0	5.0	
vs Wofford	11/30/16	*	16	0-0	.000	0-0	.000	1-2	.500	0	3	3	4.7	2	6	3	0	0	1	4.3	
vs Long Beach State	12/03/16	*	23	2-4	.500	0-2	.000	3-5	.600	0	5	5	4.7	1	4	3	1	1	7	4.7	
at #24 Arizona State	12/04/16	*	34	2-7	.286	1-3	.333	1-2	.500	1	2	3	4.5	2	2	5	0	0	6	4.9	
at #7 Florida State	12/08/16	*	34	2-4	.500	1-2	.500	0-0	.000	1	3	4	4.4	2	0	6	1	2	5	4.9	
vs N.C. A&T	12/11/16	*	33	2-8	.250	0-3	.000	4-6	.667	2	3	5	4.5	1	4	2	1	3	8	5.2	
vs Indiana	12/20/16	*	23	1-2	.500	0-1	.000	1-2	.500	0	2	2	4.3	4	2	3	1	0	3	5.0	
vs Florida A&M	12/21/16	*	33	5-10	.500	1-4	.250	2-2	1.000	1	0	1	4.0	2	7	5	0	3	13	5.7	
SOUTHEASTERN LA.	12/28/16	*	24	4-9	.444	0-1	.000	3-4	.750	0	3	3	3.9	0	4	1	1	2	11	6.1	
AUBURN	01/01/17	*	36	1-4	.250	0-2	.000	0-0	.000	0	4	4	3.9	4	5	5	0	1	2	5.8	
at LSU	01/05/17	*	36	1-3	.333	0-0	.000	2-4	.500	1	5	6	4.1	4	3	4	1	3	4	5.7	
#5 SOUTH CAROLINA	01/08/17	*	35	2-7	.286	1-2	.500	4-6	.667	3	3	6	4.2	1	4	4	1	1	9	5.9	
at #4 Mississippi State	01/12/17	*	32	2-6	.333	2-2	1.000	2-2	1.000	0	3	3	4.1	3	3	5	0	1	8	6.0	
TEXAS A&M	01/15/17	*	39	5-11	.455	0-4	.000	2-2	1.000	4	2	6	4.2	1	8	3	0	1	12	6.3	
at Georgia	01/22/17	*	34	4-9	.444	0-1	.000	5-8	.625	4	2	6	4.3	4	4	1	0	2	13	6.7	
TENNESSEE	01/26/17	*	37	4-5	.800	0-0	.000	0-0	.000	2	3	5	4.4	1	5	6	0	3	8	6.8	
at Vanderbilt	01/29/17	*	40	2-10	.200	1-2	.500	4-6	.667	1	2	3	4.3	1	3	1	1	2	9	6.9	
at Texas A&M	02/02/17	*	39	3-6	.500	1-2	.500	0-0	.000	3	0	3	4.2	3	8	1	0	0	7	6.9	
OLE MISS	02/06/17	*	39	4-10	.400	0-2	.000	5-6	.833	1	4	5	4.3	2	4	4	0	1	13	7.1	
Totals			23	745	54-135	.400	9-43	.209	47-69	.681	32	66	98	4.3	49	105	74	10	35	164	7.1

Games played: 23  
 Minutes/game: 32.4  
 Points/game: 7.1  
 FG Pct: 40.0  
 3FG Pct: 20.9  
 FT Pct: 68.1

Rebounds/game: 4.3  
 Assists/game: 4.6  
 Turnovers/game: 3.2  
 Assist/turnover ratio: 1.4  
 Steals/game: 1.5  
 Blocks/game: 0.4

2016-17 Univ. of Florida  
 Florida Individual Game-by-Game (as of Feb 06, 2017)  
 All games

#15 Searcy, Sydney

Opponent	Date	gs	min	Total		3-Pointers		Free throws		Rebounds				pf	a	t/o	blk	stl	pts	avg
				fg-fga	pct	3fg-fga	pct	ft-fa	pct	off	def	tot	avg							
vs South Alabama	11/11/16		19	1-5	.200	0-1	.000	0-0	.000	1	1	2	2.0	4	2	2	1	2	2	2.0
at Chattanooga	11/14/16		16	1-2	.500	0-0	.000	0-0	.000	0	1	1	1.5	0	2	0	0	3	2	2.0
vs Temple	11/19/16		23	1-4	.250	0-1	.000	0-0	.000	0	1	1	1.3	2	2	0	0	3	2	2.0
at Arkansas State	11/22/16		22	1-5	.200	0-3	.000	0-0	.000	0	1	1	1.3	3	1	0	1	2	2	2.0
at Northwestern	11/25/16		22	3-8	.375	2-4	.500	1-2	.500	2	0	2	1.4	5	1	0	0	3	9	3.4
vs Wofford	11/30/16		17	1-5	.200	0-3	.000	0-0	.000	0	1	1	1.3	4	0	1	0	1	2	3.2
vs Long Beach State	12/03/16		21	4-6	.667	0-1	.000	1-2	.500	0	1	1	1.3	4	2	1	0	1	9	4.0
at #24 Arizona State	12/04/16		26	4-4	1.000	1-1	1.000	2-4	.500	0	1	1	1.3	1	2	3	0	2	11	4.9
at #7 Florida State	12/08/16		16	1-2	.500	0-1	.000	0-0	.000	0	0	0	1.1	4	1	3	0	1	2	4.6
vs N.C. A&T	12/11/16		24	3-8	.375	0-3	.000	2-2	1.000	0	0	0	1.0	0	1	1	0	2	8	4.9
vs Indiana	12/20/16		15	1-2	.500	0-1	.000	0-0	.000	0	1	1	1.0	5	0	2	0	0	2	4.6
vs Florida A&M	12/21/16		16	0-4	.000	0-2	.000	0-0	.000	2	3	5	1.3	5	2	1	0	2	0	4.3
SOUTHEASTERN LA.	12/28/16		23	3-7	.429	0-1	.000	3-5	.600	1	2	3	1.5	2	2	4	0	2	9	4.6
AUBURN	01/01/17		12	0-3	.000	0-1	.000	0-0	.000	1	0	1	1.4	2	0	0	0	0	0	4.3
at LSU	01/05/17		12	2-3	.667	0-0	.000	0-0	.000	0	0	0	1.3	2	1	2	0	0	4	4.3
#5 SOUTH CAROLINA	01/08/17		13	1-3	.333	0-1	.000	0-0	.000	1	0	1	1.3	1	0	1	0	0	2	4.1
at #4 Mississippi State	01/12/17		15	0-2	.000	0-0	.000	0-0	.000	0	0	0	1.2	1	0	1	0	0	0	3.9
TEXAS A&M	01/15/17		12	1-3	.333	0-1	.000	0-0	.000	0	1	1	1.2	2	0	0	0	0	2	3.8
at Georgia	01/22/17		3	0-1	.000	0-0	.000	0-0	.000	0	0	0	1.2	0	1	0	0	0	0	3.6
TENNESSEE	01/26/17		9	0-1	.000	0-0	.000	0-0	.000	0	1	1	1.2	2	0	0	0	0	0	3.4
at Vanderbilt	01/29/17		10	0-1	.000	0-0	.000	0-0	.000	1	1	2	1.2	0	0	2	0	0	0	3.2
at Texas A&M	02/02/17		3	0-0	.000	0-0	.000	0-0	.000	0	0	0	1.1	0	1	1	0	0	0	3.1
OLE MISS	02/06/17		2	0-0	.000	0-0	.000	0-0	.000	0	1	1	1.1	2	0	1	0	0	0	3.0
Totals		0	351	28-79	.354	3-25	.120	9-15	.600	9	17	26	1.1	51	21	26	2	24	68	3.0

Games played: 23  
 Minutes/game: 15.3  
 Points/game: 3.0  
 FG Pct: 35.4  
 3FG Pct: 12.0  
 FT Pct: 60.0

Rebounds/game: 1.1  
 Assists/game: 0.9  
 Turnovers/game: 1.1  
 Assist/turnover ratio: 0.8  
 Steals/game: 1.0  
 Blocks/game: 0.1

2016-17 Univ. of Florida  
 Florida Individual Game-by-Game (as of Feb 06, 2017)  
 All games

#22 Morang, Sydney

Opponent	Date	gs	min	Total		3-Pointers		Free throws		Rebounds				pf	a	t/o	blk	stl	pts	avg	
				fg-fga	pct	3fg-fga	pct	ft-fta	pct	off	def	tot	avg								
at Northwestern	11/25/16		3	0-0	.000	0-0	.000	0-0	.000	0	0	0	0.0	0	0	1	0	0	0	0.0	
vs Wofford	11/30/16		10	0-1	.000	0-1	.000	0-0	.000	2	2	4	2.0	0	0	2	1	0	0	0.0	
vs Long Beach State	12/03/16		8	1-3	.333	1-2	.500	0-0	.000	1	1	2	2.0	0	0	0	0	0	3	1.0	
at #24 Arizona State	12/04/16		1	0-0	.000	0-0	.000	0-0	.000	0	0	0	1.5	0	0	0	0	0	0	0.8	
at #7 Florida State	12/08/16		4	0-1	.000	0-0	.000	0-0	.000	0	1	1	1.4	0	0	0	0	0	0	0.6	
vs N.C. A&T	12/11/16		14	1-5	.200	0-3	.000	1-2	.500	3	3	6	2.2	0	2	0	0	0	3	1.0	
vs Indiana	12/20/16		11	0-2	.000	0-1	.000	0-0	.000	0	2	2	2.1	0	0	0	0	0	0	0.9	
vs Florida A&M	12/21/16		22	2-5	.400	2-5	.400	0-0	.000	0	2	2	2.1	2	2	3	0	0	6	1.5	
SOUTHEASTERN LA.	12/28/16		24	1-8	.125	1-6	.167	0-0	.000	2	1	3	2.2	1	3	0	0	5	3	1.7	
AUBURN	01/01/17		5	0-0	.000	0-0	.000	1-2	.500	0	0	0	2.0	0	1	0	0	0	1	1.6	
at LSU	01/05/17		3	0-1	.000	0-1	.000	0-0	.000	0	0	0	1.8	0	0	0	0	0	0	1.5	
#5 SOUTH CAROLINA	01/08/17		13	1-3	.333	1-2	.500	0-0	.000	0	0	0	1.7	2	0	0	0	0	3	1.6	
at #4 Mississippi State	01/12/17		18	1-5	.200	1-5	.200	1-2	.500	2	1	3	1.8	1	0	0	0	0	4	1.8	
TEXAS A&M	01/15/17		19	2-5	.400	2-5	.400	0-0	.000	0	0	0	1.6	0	0	0	0	0	6	2.1	
at Georgia	01/22/17		16	1-4	.250	1-4	.250	0-0	.000	0	2	2	1.7	2	1	0	1	1	3	2.1	
TENNESSEE	01/26/17	*	30	1-6	.167	0-5	.000	0-1	.000	1	2	3	1.8	5	1	0	1	0	2	2.1	
at Vanderbilt	01/29/17	*	34	1-9	.111	1-8	.125	0-0	.000	1	2	3	1.8	3	0	1	0	2	3	2.2	
at Texas A&M	02/02/17	*	24	4-8	.500	4-8	.500	0-0	.000	0	1	1	1.8	2	0	0	1	0	12	2.7	
OLE MISS	02/06/17	*	25	3-7	.429	2-5	.400	0-0	.000	4	0	4	1.9	1	1	0	1	1	8	3.0	
Totals			4	284	19-73	.260	16-61	.262	3-7	.429	16	20	36	1.9	19	11	7	5	9	57	3.0

Games played: 19  
 Minutes/game: 14.9  
 Points/game: 3.0  
 FG Pct: 26.0  
 3FG Pct: 26.2  
 FT Pct: 42.9

Rebounds/game: 1.9  
 Assists/game: 0.6  
 Turnovers/game: 0.4  
 Assist/turnover ratio: 1.6  
 Steals/game: 0.5  
 Blocks/game: 0.3



2016-17 Univ. of Florida  
 Florida Individual Game-by-Game (as of Feb 06, 2017)  
 All games

#23 Copeland, Brooke

Opponent	Date	gs	min	Total		3-Pointers		Free throws		Rebounds				pf	a	t/o	blk	stl	pts	avg
				fg-fga	pct	3fg-fga	pct	ft-fa	pct	off	def	tot	avg							
vs South Alabama	11/11/16		20	3-8	.375	2-7	.286	0-0	.000	1	5	6	6.0	1	1	1	1	0	8	8.0
at Chattanooga	11/14/16		14	1-4	.250	1-3	.333	1-2	.500	2	1	3	4.5	1	0	1	0	0	4	6.0
vs Temple	11/19/16		13	0-3	.000	0-2	.000	0-0	.000	0	0	0	3.0	0	0	0	0	1	0	4.0
at Arkansas State	11/22/16		2	0-0	.000	0-0	.000	0-0	.000	0	0	0	2.3	0	0	0	0	0	0	3.0
at Northwestern	11/25/16		12	1-4	.250	1-4	.250	0-0	.000	0	0	0	1.8	1	0	0	0	0	3	3.0
vs Wofford	11/30/16		22	2-5	.400	1-2	.500	0-0	.000	0	1	1	1.7	1	3	3	0	2	5	3.3
vs Long Beach State	12/03/16		19	0-3	.000	0-2	.000	0-0	.000	2	5	7	2.4	0	6	1	0	0	0	2.9
at #24 Arizona State	12/04/16		18	1-2	.500	1-2	.500	0-0	.000	0	1	1	2.3	3	0	1	1	1	3	2.9
at #7 Florida State	12/08/16		24	2-5	.400	2-5	.400	0-0	.000	0	1	1	2.1	1	0	3	0	1	6	3.2
vs N.C. A&T	12/11/16	*	31	4-8	.500	3-6	.500	2-2	1.000	1	3	4	2.3	2	0	1	1	2	13	4.2
vs Indiana	12/20/16	*	30	1-5	.200	1-5	.200	0-0	.000	0	1	1	2.2	3	2	2	1	0	3	4.1
vs Florida A&M	12/21/16		16	1-4	.250	1-4	.250	0-0	.000	0	0	0	2.0	0	0	4	0	1	3	4.0
SOUTHEASTERN LA.	12/28/16		24	2-5	.400	1-4	.250	0-0	.000	0	1	1	1.9	2	0	2	0	1	5	4.1
AUBURN	01/01/17		23	2-9	.222	1-7	.143	2-2	1.000	2	0	2	1.9	5	0	4	0	0	7	4.3
at LSU	01/05/17		27	3-6	.500	3-6	.500	0-0	.000	0	1	1	1.9	3	3	2	0	0	9	4.6
#5 SOUTH CAROLINA	01/08/17		34	2-5	.400	1-3	.333	2-4	.500	2	3	5	2.1	0	1	1	1	0	7	4.8
at #4 Mississippi State	01/12/17		15	0-0	.000	0-0	.000	0-0	.000	0	0	0	1.9	2	2	2	0	0	0	4.5
TEXAS A&M	01/15/17	*	18	0-5	.000	0-5	.000	0-0	.000	0	2	2	1.9	2	0	2	0	0	0	4.2
at Georgia	01/22/17	*	37	3-9	.333	3-9	.333	0-0	.000	1	4	5	2.1	4	3	1	0	3	9	4.5
TENNESSEE	01/26/17		dnp	-	-	-	-	-	-	-	-	-	-	-	-	-	-	-	-	-
at Vanderbilt	01/29/17		dnp	-	-	-	-	-	-	-	-	-	-	-	-	-	-	-	-	-
at Texas A&M	02/02/17		17	2-6	.333	2-6	.333	0-0	.000	0	0	0	2.0	2	1	1	0	0	6	4.6
OLE MISS	02/06/17		14	1-3	.333	1-3	.333	0-0	.000	0	1	1	2.0	3	0	1	0	0	3	4.5
Totals		4	430	31-99	.313	25-85	.294	7-10	.700	11	30	41	2.0	36	22	33	5	12	94	4.5

Games played: 21  
 Minutes/game: 20.5  
 Points/game: 4.5  
 FG Pct: 31.3  
 3FG Pct: 29.4  
 FT Pct: 70.0

Rebounds/game: 2.0  
 Assists/game: 1.0  
 Turnovers/game: 1.6  
 Assist/turnover ratio: 0.7  
 Steals/game: 0.6  
 Blocks/game: 0.2

2016-17 Univ. of Florida  
 Florida Individual Game-by-Game (as of Feb 06, 2017)  
 All games

#24 Fleming, Tyshara

Opponent	Date	gs	min	Total		3-Pointers		Free throws		Rebounds				pf	a	t/o	blk	stl	pts	avg
				fg-fga	pct	3fg-fga	pct	ft-fta	pct	off	def	tot	avg							
vs South Alabama	11/11/16		16	5-5	1.000	0-0	.000	1-1	1.000	1	3	4	4.0	2	0	1	2	0	11	11.0
at Chattanooga	11/14/16		11	1-4	.250	0-0	.000	0-0	.000	2	1	3	3.5	3	0	2	0	1	2	6.5
vs Temple	11/19/16		11	2-3	.667	0-0	.000	1-2	.500	0	5	5	4.0	4	1	0	0	0	5	6.0
at Arkansas State	11/22/16		21	4-6	.667	0-0	.000	2-3	.667	2	7	9	5.3	4	0	0	2	0	10	7.0
at Northwestern	11/25/16		22	2-7	.286	0-0	.000	1-2	.500	2	0	2	4.6	4	1	2	1	4	5	6.6
vs Wofford	11/30/16		18	2-4	.500	0-0	.000	1-1	1.000	3	5	8	5.2	3	1	6	5	0	5	6.3
vs Long Beach State	12/03/16		22	5-9	.556	0-0	.000	1-1	1.000	3	8	11	6.0	1	4	0	5	1	11	7.0
at #24 Arizona State	12/04/16		14	1-1	1.000	0-0	.000	0-0	.000	0	5	5	5.9	4	1	1	1	0	2	6.4
at #7 Florida State	12/08/16		19	3-6	.500	0-0	.000	0-0	.000	0	2	2	5.4	2	0	1	0	0	6	6.3
vs N.C. A&T	12/11/16	*	19	4-5	.800	0-0	.000	0-0	.000	2	6	8	5.7	3	1	2	0	1	8	6.5
vs Indiana	12/20/16		23	4-6	.667	0-0	.000	5-8	.625	4	5	9	6.0	1	0	0	1	1	13	7.1
vs Florida A&M	12/21/16	*	30	6-10	.600	0-0	.000	3-6	.500	4	4	8	6.2	3	2	3	1	2	15	7.8
SOUTHEASTERN LA.	12/28/16	*	24	3-6	.500	0-0	.000	5-10	.500	3	5	8	6.3	3	2	1	1	1	11	8.0
AUBURN	01/01/17	*	33	4-6	.667	0-0	.000	5-6	.833	5	4	9	6.5	3	1	0	2	3	13	8.4
at LSU	01/05/17	*	24	2-8	.250	0-0	.000	2-5	.400	8	5	13	6.9	2	0	4	0	1	6	8.2
#5 SOUTH CAROLINA	01/08/17	*	25	1-4	.250	0-0	.000	0-2	.000	3	5	8	7.0	5	1	2	0	0	2	7.8
at #4 Mississippi State	01/12/17	*	28	2-4	.500	0-0	.000	2-2	1.000	2	4	6	6.9	5	1	3	3	1	6	7.7
TEXAS A&M	01/15/17		22	2-4	.500	0-0	.000	0-1	.000	1	2	3	6.7	2	1	1	3	3	4	7.5
at Georgia	01/22/17		16	3-5	.600	0-0	.000	1-2	.500	1	2	3	6.5	5	1	2	0	3	7	7.5
TENNESSEE	01/26/17		29	6-7	.857	0-0	.000	1-2	.500	5	5	10	6.7	2	1	1	1	1	13	7.8
at Vanderbilt	01/29/17		23	5-8	.625	0-0	.000	2-4	.500	6	6	12	7.0	5	0	1	2	1	12	8.0
at Texas A&M	02/02/17		24	2-4	.500	0-0	.000	2-2	1.000	2	3	5	6.9	2	0	2	1	4	6	7.9
OLE MISS	02/06/17		24	1-3	.333	0-0	.000	0-0	.000	2	5	7	6.9	3	1	0	0	1	2	7.6
Totals		7	498	70-125	.560	0-0	.000	35-60	.583	61	97	158	6.9	71	20	35	31	29	175	7.6

Games played: 23  
 Minutes/game: 21.7  
 Points/game: 7.6  
 FG Pct: 56.0  
 FT Pct: 58.3

Rebounds/game: 6.9  
 Assists/game: 0.9  
 Turnovers/game: 1.5  
 Assist/turnover ratio: 0.6  
 Steals/game: 1.3  
 Blocks/game: 1.3

2016-17 Univ. of Florida  
 Florida Individual Game-by-Game (as of Feb 06, 2017)  
 All games

#44 Lorenzen, Haley

Opponent	Date	gs	min	Total		3-Pointers		Free throws		Rebounds				pf	a	t/o	blk	stl	pts	avg	
				fg-fga	pct	3fg-fga	pct	ft-fa	pct	off	def	tot	avg								
vs South Alabama	11/11/16	*	25	8-15	.533	0-1	.000	0-1	.000	3	2	5	5.0	3	1	0	2	3	16	16.0	
at Chattanooga	11/14/16	*	32	8-15	.533	0-0	.000	0-0	.000	1	4	5	5.0	1	1	0	1	0	16	16.0	
vs Temple	11/19/16	*	33	8-15	.533	1-1	1.000	2-3	.667	3	4	7	5.7	2	2	1	2	1	19	17.0	
at Arkansas State	11/22/16	*	35	5-10	.500	1-2	.500	0-0	.000	3	3	6	5.8	0	1	2	1	3	11	15.5	
at Northwestern	11/25/16	*	22	6-9	.667	1-1	1.000	0-0	.000	3	4	7	6.0	5	3	3	1	0	13	15.0	
vs Wofford	11/30/16	*	21	5-8	.625	0-0	.000	0-0	.000	0	4	4	5.7	1	3	1	1	2	10	14.2	
vs Long Beach State	12/03/16	*	23	6-11	.545	0-0	.000	0-1	.000	1	5	6	5.7	2	3	2	1	2	12	13.9	
at #24 Arizona State	12/04/16	*	29	3-5	.600	0-0	.000	3-4	.750	3	6	9	6.1	3	2	4	2	0	9	13.3	
at #7 Florida State	12/08/16	*	28	3-8	.375	0-1	.000	0-0	.000	1	6	7	6.2	4	2	2	1	0	6	12.4	
vs N.C. A&T	12/11/16	*	30	3-12	.250	0-1	.000	2-4	.500	4	6	10	6.6	1	1	2	3	1	8	12.0	
vs Indiana	12/20/16	*	29	6-11	.545	2-2	1.000	0-0	.000	0	0	0	6.0	4	0	2	2	2	14	12.2	
vs Florida A&M	12/21/16	*	34	7-13	.538	0-1	.000	2-4	.500	1	6	7	6.1	2	0	3	1	5	16	12.5	
SOUTHEASTERN LA.	12/28/16	*	27	4-9	.444	0-1	.000	7-8	.875	4	6	10	6.4	1	0	5	1	0	15	12.7	
AUBURN	01/01/17	*	34	4-10	.400	1-1	1.000	2-2	1.000	3	4	7	6.4	4	0	4	0	1	11	12.6	
at LSU	01/05/17	*	37	7-14	.500	0-0	.000	4-4	1.000	7	5	12	6.8	4	3	6	1	3	18	12.9	
#5 SOUTH CAROLINA	01/08/17	*	27	6-9	.667	1-1	1.000	2-2	1.000	1	4	5	6.7	4	1	3	0	1	15	13.1	
at #4 Mississippi State	01/12/17	*	30	1-5	.200	0-0	.000	1-2	.500	1	3	4	6.5	5	2	2	1	0	3	12.5	
TEXAS A&M	01/15/17	*	34	3-7	.429	0-0	.000	1-2	.500	2	1	3	6.3	4	0	1	1	1	7	12.2	
at Georgia	01/22/17	*	33	4-11	.364	0-1	.000	3-4	.750	5	5	10	6.5	4	1	4	1	2	11	12.1	
TENNESSEE	01/26/17	*	29	8-14	.571	1-3	.333	0-1	.000	6	5	11	6.8	4	1	0	3	0	17	12.4	
at Vanderbilt	01/29/17	*	25	2-4	.500	0-1	.000	2-2	1.000	1	5	6	6.7	5	2	1	2	2	6	12.0	
at Texas A&M	02/02/17	*	34	5-12	.417	1-3	.333	0-1	.000	1	3	4	6.6	2	2	1	3	0	11	12.0	
OLE MISS	02/06/17	*	31	6-10	.600	0-0	.000	2-3	.667	2	3	5	6.5	4	2	1	2	0	14	12.1	
Totals			23	682	118-237	.498	9-21	.429	33-48	.688	56	94	150	6.5	69	33	50	33	29	278	12.1

Games played: 23  
 Minutes/game: 29.7  
 Points/game: 12.1  
 FG Pct: 49.8  
 3FG Pct: 42.9  
 FT Pct: 68.8

Rebounds/game: 6.5  
 Assists/game: 1.4  
 Turnovers/game: 2.2  
 Assist/turnover ratio: 0.7  
 Steals/game: 1.3  
 Blocks/game: 1.4

## Individual Career History

### Anderson,Dyandria

Season	gp-gs	min/avg	Total		3-Point		F-Throws		Rebounds				Scoring							
			fg-fga	pct	fg-fga	pct	ft-fta	pct	off	def	tot	avg	pf	fo	ast	to	blk	stl	pts	avg
2014-15	30-5	375/12.5	29-85	.341	1-10	.100	11-18	.611	22	26	48	1.6	30	0	13	33	2	30	70	2.3
2015-16	30-13	544/18.1	57-132	.432	11-42	.262	21-25	.840	32	53	85	2.8	39	0	47	50	9	46	146	4.9
2016-17	23-23	745/32.4	54-135	.400	9-43	.209	47-69	.681	32	66	98	4.3	49	0	105	74	10	35	164	7.1
TOTAL	83-41	1664/20.0	140-352	.398	21-95	.221	79-112	.705	86	145	231	2.8	118	0	165	157	21	111	380	4.6

### Copeland,Brooke

Season	gp-gs	min/avg	Total		3-Point		F-Throws		Rebounds				Scoring							
			fg-fga	pct	fg-fga	pct	ft-fta	pct	off	def	tot	avg	pf	fo	ast	to	blk	stl	pts	avg
2014-15	30-15	607/20.2	47-144	.326	28-100	.280	27-39	.692	35	59	94	3.1	61	1	36	45	21	18	149	5.0
2015-16	28-0	151/5.4	12-43	.279	8-33	.242	6-8	.750	10	17	27	1.0	17	0	10	13	8	8	38	1.4
2016-17	21-4	430/20.5	31-99	.313	25-85	.294	7-10	.700	11	30	41	2.0	36	1	22	33	5	12	94	4.5
TOTAL	79-19	1188/15.0	90-286	.315	61-218	.280	40-57	.702	56	106	162	2.1	114	2	68	91	34	38	281	3.6

### Fleming,Tyshara

Season	gp-gs	min/avg	Total		3-Point		F-Throws		Rebounds				Scoring							
			fg-fga	pct	fg-fga	pct	ft-fta	pct	off	def	tot	avg	pf	fo	ast	to	blk	stl	pts	avg
2015-16	31-4	409/13.2	63-117	.538	0-0	.000	29-67	.433	52	86	138	4.5	81	3	11	32	45	34	155	5.0
2016-17	23-7	498/21.7	70-125	.560	0-0	.000	35-60	.583	61	97	158	6.9	71	4	20	35	31	29	175	7.6
TOTAL	54-11	907/16.8	133-242	.550	0-0	.000	64-127	.504	113	183	296	5.5	152	7	31	67	76	63	330	6.1

### Lorenzen,Haley

Season	gp-gs	min/avg	Total		3-Point		F-Throws		Rebounds				Scoring							
			fg-fga	pct	fg-fga	pct	ft-fta	pct	off	def	tot	avg	pf	fo	ast	to	blk	stl	pts	avg
2014-15	29-21	625/21.6	88-182	.484	0-0	.000	30-49	.612	54	63	117	4.0	58	0	18	36	30	21	206	7.1
2015-16	31-27	701/22.6	122-236	.517	0-0	.000	45-74	.608	81	88	169	5.5	81	3	15	46	32	24	289	9.3
2016-17	23-23	682/29.7	118-237	.498	9-21	.429	33-48	.688	56	94	150	6.5	69	3	33	50	33	29	278	12.1
TOTAL	83-71	2008/24.2	328-655	.501	9-21	.429	108-171	.632	191	245	436	5.3	208	6	66	132	95	74	773	9.3

### Morang,Sydney

Season	gp-gs	min/avg	Total		3-Point		F-Throws		Rebounds				Scoring							
			fg-fga	pct	fg-fga	pct	ft-fta	pct	off	def	tot	avg	pf	fo	ast	to	blk	stl	pts	avg
2016-17	19-4	284/14.9	19-73	.260	16-61	.262	3-7	.429	16	20	36	1.9	19	1	11	7	5	9	57	3.0
TOTAL	19-4	284/14.9	19-73	.260	16-61	.262	3-7	.429	16	20	36	1.9	19	1	11	7	5	9	57	3.0

### Portakal,Elif

Season	gp-gs	min/avg	Total		3-Point		F-Throws		Rebounds				Scoring							
			fg-fga	pct	fg-fga	pct	ft-fta	pct	off	def	tot	avg	pf	fo	ast	to	blk	stl	pts	avg
2016-17	13-0	122/9.4	5-17	.294	2-6	.333	1-4	.250	0	8	8	0.6	6	0	20	22	0	4	13	1.0
TOTAL	13-0	122/9.4	5-17	.294	2-6	.333	1-4	.250	0	8	8	0.6	6	0	20	22	0	4	13	1.0

### Searcy,Sydney

Season	gp-gs	min/avg	Total		3-Point		F-Throws		Rebounds				Scoring							
			fg-fga	pct	fg-fga	pct	ft-fta	pct	off	def	tot	avg	pf	fo	ast	to	blk	stl	pts	avg
2016-17	23-0	351/15.3	28-79	.354	3-25	.120	9-15	.600	9	17	26	1.1	51	3	21	26	2	24	68	3.0
TOTAL	23-0	351/15.3	28-79	.354	3-25	.120	9-15	.600	9	17	26	1.1	51	3	21	26	2	24	68	3.0

### Washington,Delicia

Season	gp-gs	min/avg	Total		3-Point		F-Throws		Rebounds				Scoring							
			fg-fga	pct	fg-fga	pct	ft-fta	pct	off	def	tot	avg	pf	fo	ast	to	blk	stl	pts	avg
2016-17	23-22	566/24.6	104-246	.423	5-21	.238	41-70	.586	45	75	120	5.2	75	3	33	70	1	38	254	11.0
TOTAL	23-22	566/24.6	104-246	.423	5-21	.238	41-70	.586	45	75	120	5.2	75	3	33	70	1	38	254	11.0



## Individual Career History

### Westbrook, Simone

Season	gp-gs	min/avg	Total		3-Point		F-Throws		Rebounds				Scoring							
			fg-fga	pct	fg-fga	pct	ft-fta	pct	off	def	tot	avg	pf	fo	ast	to	blk	stl	pts	avg
2015-16	31-13	659/21.3	87-225	.387	27-88	.307	46-68	.676	20	69	89	2.9	67	1	75	91	3	70	247	8.0
TOTAL	31-13	659/21.3	87-225	.387	27-88	.307	46-68	.676	20	69	89	2.9	67	1	75	91	3	70	247	8.0

### Williams, Ronni

Season	gp-gs	min/avg	Total		3-Point		F-Throws		Rebounds				Scoring							
			fg-fga	pct	fg-fga	pct	ft-fta	pct	off	def	tot	avg	pf	fo	ast	to	blk	stl	pts	avg
2013-14	33-17	640/19.4	114-230	.496	1-4	.250	37-67	.552	56	126	182	5.5	136	16	35	88	43	27	266	8.1
2014-15	29-9	645/22.2	117-276	.424	0-2	.000	64-96	.667	56	103	159	5.5	90	2	25	90	21	32	298	10.3
2015-16	30-29	682/22.7	131-253	.518	2-5	.400	69-100	.690	76	159	235	7.8	115	8	30	95	20	36	333	11.1
2016-17	23-23	653/28.4	174-312	.558	0-2	.000	90-120	.750	63	113	176	7.7	75	3	58	81	10	32	438	19.0
TOTAL	115-78	2620/22.8	536-1071	.500	3-13	.231	260-383	.679	251	501	752	6.5	416	29	148	354	94	127	1335	11.6

2016-17 Univ. of Florida  
 Florida Player High/Low Analysis (as of Feb 06, 2017)  
 All games

Florida - INDIVIDUAL GAME HIGHS

Points	43		Williams,Ronni at Vanderbilt (01/29/17)
	34		Williams,Ronni vs Southeastern La. (12/28/16)
	31		Williams,Ronni vs Tennessee (01/26/17)
	31		Washington,Delicia vs Indiana (12/20/16)
	29		Christinaki,Eleanna at Chattanooga (11/14/16)
Field Goals Made	14		Williams,Ronni at Vanderbilt (01/29/17)
	14		Williams,Ronni vs Southeastern La. (12/28/16)
Field Goal Att.	24		Christinaki,Eleanna at Chattanooga (11/14/16)
	23		Williams,Ronni at Vanderbilt (01/29/17)
FG Pct (min 5 made)	1.000	(5-5)	Fleming,Tyshara vs South Alabama (11/11/16)
	.875	(14-16)	Williams,Ronni vs Southeastern La. (12/28/16)
3-Point FG Made	4		Morang,Sydney at Texas A&M (02/02/17)
	3		Copeland,Brooke at Georgia (01/22/17)
	3		Copeland,Brooke at LSU (01/05/17)
	3		Copeland,Brooke vs N.C. A&T (12/11/16)
3-Point FG Att.	9		Copeland,Brooke at Georgia (01/22/17)
	8		Morang,Sydney at Texas A&M (02/02/17)
	8		Morang,Sydney at Vanderbilt (01/29/17)
3-Pt FG Pct (min 2 made)	1.000	(2-2)	Anderson,Dyandria at #4 Mississippi State (01/12/17)
	1.000	(2-2)	Washington,Delicia vs Indiana (12/20/16)
	1.000	(2-2)	Lorenzen,Haley vs Indiana (12/20/16)
Free Throws Made	15		Williams,Ronni at Vanderbilt (01/29/17)
	11		Williams,Ronni vs Tennessee (01/26/17)
Free Throw Att.	17		Williams,Ronni at Vanderbilt (01/29/17)
	16		Washington,Delicia vs Indiana (12/20/16)
FT Pct (min 3 made)	1.000	(6-6)	Washington,Delicia vs Ole Miss (02/06/17)
	1.000	(5-5)	Christinaki,Eleanna at Arkansas State (11/22/16)
	1.000	(4-4)	Lorenzen,Haley at LSU (01/05/17)
	1.000	(4-4)	Washington,Delicia at Arkansas State (11/22/16)
	1.000	(4-4)	Anderson,Dyandria at Arkansas State (11/22/16)
	1.000	(3-3)	Williams,Ronni vs N.C. A&T (12/11/16)
Rebounds	14		Williams,Ronni at Vanderbilt (01/29/17)
	13		Fleming,Tyshara at LSU (01/05/17)
	13		Williams,Ronni at Northwestern (11/25/16)
Assists	9		Anderson,Dyandria at Arkansas State (11/22/16)
	8		Anderson,Dyandria at Texas A&M (02/02/17)
	8		Anderson,Dyandria vs Texas A&M (01/15/17)
Steals	6		Washington,Delicia vs Southeastern La. (12/28/16)
	6		Anderson,Dyandria vs South Alabama (11/11/16)
Blocked Shots	5		Fleming,Tyshara vs Long Beach State (12/03/16)
	5		Fleming,Tyshara vs Wofford (11/30/16)
Turnovers	8		Williams,Ronni at #4 Mississippi State (01/12/17)
	8		Williams,Ronni vs N.C. A&T (12/11/16)
Fouls	5		Fleming,Tyshara at Vanderbilt (01/29/17)
	5		Lorenzen,Haley at Vanderbilt (01/29/17)
	5		Morang,Sydney vs Tennessee (01/26/17)
	5		Williams,Ronni vs Tennessee (01/26/17)
	5		Fleming,Tyshara at Georgia (01/22/17)
	5		Fleming,Tyshara at #4 Mississippi State (01/12/17)
	5		Lorenzen,Haley at #4 Mississippi State (01/12/17)
	5		Williams,Ronni vs #5 South Carolina (01/08/17)
	5		Fleming,Tyshara vs #5 South Carolina (01/08/17)
	5		Williams,Ronni vs Auburn (01/01/17)

	5	Copeland, Brooke vs Auburn (01/01/17)
	5	Searcy, Sydney vs Florida A&M (12/21/16)
	5	Searcy, Sydney vs Indiana (12/20/16)
	5	Washington, Delicia at #7 Florida State (12/08/16)
	5	Washington, Delicia at #24 Arizona State (12/04/16)
	5	Searcy, Sydney at Northwestern (11/25/16)
	5	Lorenzen, Haley at Northwestern (11/25/16)
	5	Christinaki, Eleanna at Arkansas State (11/22/16)
	5	Washington, Delicia vs Temple (11/19/16)
Minutes	40	Anderson, Dyandria at Vanderbilt (01/29/17)
	39	Anderson, Dyandria vs Ole Miss (02/06/17)
	39	Anderson, Dyandria at Texas A&M (02/02/17)
	39	Anderson, Dyandria vs Texas A&M (01/15/17)
	37	Anderson, Dyandria vs Tennessee (01/26/17)
	37	Copeland, Brooke at Georgia (01/22/17)
	37	Lorenzen, Haley at LSU (01/05/17)
	37	Anderson, Dyandria vs Temple (11/19/16)

2016-17 Univ. of Florida  
 Florida Opponent High/Low Analysis (as of Feb 06, 2017)  
 All games

OPPONENT INDIVIDUAL GAME HIGHS

Points	35		Buss, Tyra vs Indiana (12/20/16)
	34		JACKSON, Chloe at LSU (01/05/17)
	27		DeShields, Diamond vs Tennessee (01/26/17)
	26		Pachis Roberts at Georgia (01/22/17)
	26		Brandy Montgomery vs Auburn (01/01/17)
	26		Coffey, Nia at Northwestern (11/25/16)
Field Goals Made	15		JACKSON, Chloe at LSU (01/05/17)
	12		Teaira McCowan at #4 Mississippi State (01/12/17)
Field Goal Att.	24		JACKSON, Chloe at LSU (01/05/17)
	22		Katie Frerking vs Auburn (01/01/17)
	22		Brown, Dana vs N.C. A&T (12/11/16)
FG Pct (min 5 made)	1.000	(5-5)	Khaalia Hillsman vs Texas A&M (01/15/17)
	.923	(12-13)	Teaira McCowan at #4 Mississippi State (01/12/17)
3-Point FG Made	7		Brandy Montgomery vs Auburn (01/01/17)
	5		Danni Williams vs Texas A&M (01/15/17)
	5		Brown, Dana vs N.C. A&T (12/11/16)
3-Point FG Att.	17		Brown, Dana vs N.C. A&T (12/11/16)
	11		Whalen, Erin at Vanderbilt (01/29/17)
3-Pt FG Pct (min 2 made)	1.000	(2-2)	Simone Costa at Georgia (01/22/17)
	1.000	(2-2)	Webster, Katie vs Long Beach State (12/03/16)
Free Throws Made	19		Buss, Tyra vs Indiana (12/20/16)
	15		Pachis Roberts at Georgia (01/22/17)
Free Throw Att.	20		Buss, Tyra vs Indiana (12/20/16)
	16		Pachis Roberts at Georgia (01/22/17)
FT Pct (min 3 made)	1.000	(9-9)	Danni Williams at Texas A&M (02/02/17)
	1.000	(6-6)	Victoria Vivians at #4 Mississippi State (01/12/17)
	1.000	(6-6)	RICHARD-HARRIS, J. at LSU (01/05/17)
	1.000	(4-4)	Bell, Rachel at Vanderbilt (01/29/17)
	1.000	(4-4)	Dahlman, Rebekah at Vanderbilt (01/29/17)
	1.000	(4-4)	Ouattara, Florence vs Florida A&M (12/21/16)
	1.000	(4-4)	Burney-Robinson, Sha vs Florida A&M (12/21/16)
	1.000	(4-4)	Thomas, Shakayla at #7 Florida State (12/08/16)
	1.000	(4-4)	Jasmine Joyner at Chattanooga (11/14/16)
	1.000	(3-3)	Haines, Sabrina at #24 Arizona State (12/04/16)
	1.000	(3-3)	Shelbie Davenport at Chattanooga (11/14/16)
Rebounds	18		Khaalia Hillsman at Texas A&M (02/02/17)
	14		Coffey, Nia at Northwestern (11/25/16)
Assists	13		Curtyce Knox at Texas A&M (02/02/17)
	9		Deary, Ashley at Northwestern (11/25/16)
	9		FITZGERALD, Feyonda vs Temple (11/19/16)
Steals	10		MONCRIEF, Raigyne at LSU (01/05/17)
	6		Slaughter, Ivey at #7 Florida State (12/08/16)
Blocked Shots	4		Caliya Robinson at Georgia (01/22/17)
	3		Khaalia Hillsman vs Texas A&M (01/15/17)
	3		WILSON, A'ja vs #5 South Carolina (01/08/17)
Turnovers	9		Curtyce Knox vs Texas A&M (01/15/17)
	9		Ouattara, Florence vs Florida A&M (12/21/16)
	9		Perrymond, Genesis vs South Alabama (11/11/16)
Fouls	5		Muhate, Cecilia vs Ole Miss (02/06/17)
	5		Whalen, Erin at Vanderbilt (01/29/17)
	5		Haley Clark at Georgia (01/22/17)
	5		Pachis Roberts at Georgia (01/22/17)
	5		GRAY, Allisha vs #5 South Carolina (01/08/17)

2016-17 Univ. of Florida  
 Florida Team High/Low Analysis (as of Feb 06, 2017)  
 All games

Florida - TEAM GAME HIGHS

POINTS	102	SOUTHEASTERN LA. (12/28/16)
	93	at Vanderbilt (01/29/17)
	88	vs Indiana (12/20/16)
	85	vs South Alabama (11/11/16)
	83	vs Long Beach State (12/03/16)
	83	vs Temple (11/19/16)
FIELD GOALS MADE	38	vs South Alabama (11/11/16)
	37	vs Long Beach State (12/03/16)
FIELD GOAL ATTEMPTS	75	at Vanderbilt (01/29/17)
	74	at Northwestern (11/25/16)
FIELD GOAL PERCENTAGE	.544 (37-68)	vs Long Beach State (12/03/16)
	.535 (38-71)	vs South Alabama (11/11/16)
3 PT FIELD GOALS MADE	8	at Texas A&M (02/02/17)
	5	vs Indiana (12/20/16)
	5	at Northwestern (11/25/16)
3 PT FG ATTEMPTS	20	at Texas A&M (02/02/17)
	18	at Northwestern (11/25/16)
3 PT FG PERCENTAGE	.500 (4-8)	at #4 Mississippi State (01/12/17)
	.400 (8-20)	at Texas A&M (02/02/17)
	.400 (4-10)	#5 SOUTH CAROLINA (01/08/17)
FREE THROWS MADE	30	SOUTHEASTERN LA. (12/28/16)
	25	at Vanderbilt (01/29/17)
FREE THROW ATTEMPTS	43	SOUTHEASTERN LA. (12/28/16)
	33	at Vanderbilt (01/29/17)
	33	vs Indiana (12/20/16)
FREE THROW PERCENTAGE	.857 (18-21)	OLE MISS (02/06/17)
	.850 (17-20)	at Arkansas State (11/22/16)
REBOUNDS	55	vs Long Beach State (12/03/16)
	54	vs N.C. A&T (12/11/16)
ASSISTS	30	vs Long Beach State (12/03/16)
	23	vs Wofford (11/30/16)
	23	vs South Alabama (11/11/16)
STEALS	20	vs Florida A&M (12/21/16)
	20	vs South Alabama (11/11/16)
BLOCKED SHOTS	10	vs Long Beach State (12/03/16)
	8	vs Wofford (11/30/16)
TURNOVERS	29	vs Florida A&M (12/21/16)
	28	at LSU (01/05/17)
FOULS	27	AUBURN (01/01/17)
	26	at Georgia (01/22/17)



2016-17 Univ. of Florida  
 Florida High/Low Analysis (as of Feb 06, 2017)  
 All games

Opponent - GAME HIGHS

POINTS	102		vs Indiana (12/20/16)
	84		OLE MISS (02/06/17)
	84		at Texas A&M (02/02/17)
	84		TENNESSEE (01/26/17)
	83		at #7 Florida State (12/08/16)
FIELD GOALS MADE	32		at #4 Mississippi State (01/12/17)
	31		vs Indiana (12/20/16)
FIELD GOAL ATTEMPTS	71		at Vanderbilt (01/29/17)
	69		at #4 Mississippi State (01/12/17)
	69		#5 SOUTH CAROLINA (01/08/17)
FIELD GOAL PERCENTAGE	.509	(29-57)	at LSU (01/05/17)
	.484	(31-64)	vs Indiana (12/20/16)
3 PT FIELD GOALS MADE	11		at Vanderbilt (01/29/17)
	11		AUBURN (01/01/17)
3 PT FG ATTEMPTS	29		at Vanderbilt (01/29/17)
	29		vs Long Beach State (12/03/16)
3 PT FG PERCENTAGE	.600	(9-15)	TEXAS A&M (01/15/17)
	.524	(11-21)	AUBURN (01/01/17)
FREE THROWS MADE	30		vs Indiana (12/20/16)
	27		TENNESSEE (01/26/17)
FREE THROW ATTEMPTS	35		TENNESSEE (01/26/17)
	32		vs Indiana (12/20/16)
	32		at #7 Florida State (12/08/16)
FREE THROW PERCENTAGE	.938	(30-32)	vs Indiana (12/20/16)
	.923	(12-13)	at Chattanooga (11/14/16)
REBOUNDS	48		#5 SOUTH CAROLINA (01/08/17)
	45		at #7 Florida State (12/08/16)
ASSISTS	22		at #4 Mississippi State (01/12/17)
	22		vs Indiana (12/20/16)
STEALS	23		at LSU (01/05/17)
	18		at #7 Florida State (12/08/16)
BLOCKED SHOTS	7		at Georgia (01/22/17)
	6		#5 SOUTH CAROLINA (01/08/17)
	6		at Northwestern (11/25/16)
TURNOVERS	36		vs Florida A&M (12/21/16)
	33		SOUTHEASTERN LA. (12/28/16)
FOULS	32		SOUTHEASTERN LA. (12/28/16)
	27		vs Indiana (12/20/16)

2016-17 Univ. of Florida  
 Florida High/Low Analysis (as of Feb 06, 2017)  
 All games

Florida - GAME LOWS

POINTS	49		at #4 Mississippi State (01/12/17)
	58		at #7 Florida State (12/08/16)
	59		TEXAS A&M (01/15/17)
	62		#5 SOUTH CAROLINA (01/08/17)
	63		at #24 Arizona State (12/04/16)
FIELD GOALS MADE	16		at #4 Mississippi State (01/12/17)
	23		#5 SOUTH CAROLINA (01/08/17)
FIELD GOAL ATTEMPTS	41		at #4 Mississippi State (01/12/17)
	50		at #24 Arizona State (12/04/16)
FIELD GOAL PERCENTAGE	.365	(23-63)	#5 SOUTH CAROLINA (01/08/17)
	.378	(28-74)	at Northwestern (11/25/16)
3 PT FIELD GOALS MADE	1		TENNESSEE (01/26/17)
	2		SOUTHEASTERN LA. (12/28/16)
	2		TEXAS A&M (01/15/17)
	2		at Vanderbilt (01/29/17)
3 PT FG ATTEMPTS	8		at LSU (01/05/17)
	8		at #4 Mississippi State (01/12/17)
3 PT FG PERCENTAGE	.100	(1-10)	TENNESSEE (01/26/17)
	.125	(2-16)	TEXAS A&M (01/15/17)
FREE THROWS MADE	3		TEXAS A&M (01/15/17)
	4		at Texas A&M (02/02/17)
FREE THROW ATTEMPTS	5		TEXAS A&M (01/15/17)
	8		vs South Alabama (11/11/16)
	8		vs Wofford (11/30/16)
	8		at Texas A&M (02/02/17)
FREE THROW PERCENTAGE	.500	(4-8)	at Texas A&M (02/02/17)
	.500	(7-14)	at #7 Florida State (12/08/16)
REBOUNDS	28		at Texas A&M (02/02/17)
	29		TEXAS A&M (01/15/17)
ASSISTS	9		at #4 Mississippi State (01/12/17)
	9		at Vanderbilt (01/29/17)
STEALS	4		at #4 Mississippi State (01/12/17)
	5		vs Indiana (12/20/16)
	5		at Texas A&M (02/02/17)
BLOCKED SHOTS	2		at Chattanooga (11/14/16)
	2		at #7 Florida State (12/08/16)
	2		vs Florida A&M (12/21/16)
	2		AUBURN (01/01/17)
	2		#5 SOUTH CAROLINA (01/08/17)
	2		at Georgia (01/22/17)
TURNOVERS	11		TEXAS A&M (01/15/17)
	11		at Texas A&M (02/02/17)
FOULS	10		vs N.C. A&T (12/11/16)
	11		at Chattanooga (11/14/16)

2016-17 Univ. of Florida  
 Florida High/Low Analysis (as of Feb 06, 2017)  
 All games

Opponent - GAME LOWS

POINTS	33		vs South Alabama (11/11/16)
	38		vs N.C. A&T (12/11/16)
	51		vs Wofford (11/30/16)
	51		SOUTHEASTERN LA. (12/28/16)
	53		vs Long Beach State (12/03/16)
FIELD GOALS MADE	10		vs South Alabama (11/11/16)
	15		vs N.C. A&T (12/11/16)
FIELD GOAL ATTEMPTS	49		TEXAS A&M (01/15/17)
	51		vs South Alabama (11/11/16)
FIELD GOAL PERCENTAGE	.196	(10-51)	vs South Alabama (11/11/16)
	.227	(15-66)	vs N.C. A&T (12/11/16)
3 PT FIELD GOALS MADE	2		at LSU (01/05/17)
	3		vs Wofford (11/30/16)
3 PT FG ATTEMPTS	8		at LSU (01/05/17)
	13		vs South Alabama (11/11/16)
3 PT FG PERCENTAGE	.200	(3-15)	vs Wofford (11/30/16)
	.200	(4-20)	at Georgia (01/22/17)
FREE THROWS MADE	2		vs N.C. A&T (12/11/16)
	4		vs Wofford (11/30/16)
	4		SOUTHEASTERN LA. (12/28/16)
FREE THROW ATTEMPTS	5		vs Wofford (11/30/16)
	6		vs N.C. A&T (12/11/16)
FREE THROW PERCENTAGE	.333	(2-6)	vs N.C. A&T (12/11/16)
	.450	(9-20)	vs Long Beach State (12/03/16)
REBOUNDS	24		at LSU (01/05/17)
	26		at Chattanooga (11/14/16)
ASSISTS	4		vs South Alabama (11/11/16)
	9		vs N.C. A&T (12/11/16)
STEALS	5		OLE MISS (02/06/17)
	6		vs Temple (11/19/16)
	6		vs Long Beach State (12/03/16)
	6		at Georgia (01/22/17)
	6		at Vanderbilt (01/29/17)
BLOCKED SHOTS	0		at Arkansas State (11/22/16)
	0		vs N.C. A&T (12/11/16)
	0		SOUTHEASTERN LA. (12/28/16)
	0		at LSU (01/05/17)
TURNOVERS	10		at #4 Mississippi State (01/12/17)
	11		at Texas A&M (02/02/17)
	11		OLE MISS (02/06/17)
FOULS	9		at Chattanooga (11/14/16)
	11		TEXAS A&M (01/15/17)
	11		at Texas A&M (02/02/17)

2016-17 Univ. of Florida  
Specialty Statistics

Opponent	T/O	2ndCh	Paint	FastB	Bench	Ties	Leads	WL	Score	Leads overcome
South Alabama	36	16	56	22	23	0	0	W	85-33	
Chattanooga	11	16	38	10	8	0	3	W	72-61	trailed by 1 1st-09:15
Temple	16	12	46	25	7	2	3	W	83-76	trailed by 8 2nd-03:27
Arkansas State	24	20	38	6	12	0	1	W	71-60	trailed by 2 1st-09:01
Northwestern	15	15	26	11	17	2	7	L	68-73	lost 7 3rd-03:02
Wofford	18	8	40	10	15	0	0	W	74-51	
Long Beach State	15	14	62	14	28	3	3	W	83-53	trailed by 6 1st-03:33
#24 Arizona State	17	6	36	9	16	4	3	L	63-69	lost 12 3rd-00:33
#7 Florida State	12	2	26	8	14	1	3	L	58-83	lost 3 1st-08:44
N.C. A&T	14	10	38	6	21	0	1	W	67-38	trailed by 3 2nd-07:34
Indiana	14	9	46	8	15	2	2	L	88-102	lost 1 1st-08:40
Florida A&M	25	19	52	8	9	1	3	W	78-65	trailed by 2 1st-08:44
Southeastern La.	37	22	64	8	17	0	0	W	102-51	
Auburn	11	16	36	12	8	6	2	L	75-82	lost 4 1st-06:29
LSU	18	18	38	6	13	1	1	L	67-78	lost 2 1st-07:02
#5 South Carolina	14	15	34	6	12	1	3	L	62-81	lost 4 1st-02:36
#4 Mississippi State	8	0	20	4	4	1	0	L	49-82	
Texas A&M	14	6	44	8	12	4	2	L	59-67	lost 6 2nd-06:59
Georgia	19	22	38	6	13	2	3	W	76-68	trailed by 3 1st-05:18
Tennessee	16	17	44	4	13	0	0	L	75-84	
Vanderbilt	21	19	46	14	12	0	1	W	93-73	trailed by 1 1st-06:31
Texas A&M	13	15	36	15	12	1	2	L	76-84	lost 4 1st-09:00
Ole Miss	9	12	34	4	5	5	4	L	75-84	lost 3 2nd-09:44
Totals	397	309	938	224	306	36	47			
Average/Game	17.3	13.4	40.8	9.7	13.3	1.6	2.0			
Opponent	408	279	588	154	406	29	47			
Average/Game	17.7	12.1	25.6	6.7	17.7	1.3	2.0			

# 2016-17 Florida Gator Basketball ... by the numbers

**Overall Record: 11-12 (Home: 1-5 Away: 4-6 Neutral: 6-1) \*\*\* Southeastern Conference: 2-8 (Home: 0-5 \* Away: 2-3)**

Largest Margin of Victory: 52 points (85-33 vs So. Alabama, 11/11/16)

[under Butler: 65 points (99-34 vs Savannah St., 11/24/15);  
57 pts (95-38 vs. Alabama St., 12/20/10)]

Largest Margin of Defeat: 33 points (82-49 at Miss. State 1/12/17)

[under Butler: 43 points (83-40 vs. Tennessee, 1/13/11)]

Smallest Margin of Victory: 7 points (83-76 vs. Temple, 11/19/16)

[under Butler: 2 points-6 times (83-81 vs. Texas A&M, 12/7/15; 67-65 OT vs  
Georgetown 12/28/13; 67-65 at Charlotte, 3/27/13; 66-64 vs NC State,  
1/23/12; 65-63 vs. S. Carolina, 1/9/11; 77-75 at UAB, 12/3/08)]

Smallest Margin of Defeat: 5 points (73-68 at Northwestern 11/25/16)

[under Butler: 1 point (4 times: 76-75 OT vs. Vanderbilt, 2/19/15; 73-72, 2ot at  
Arkansas, 1/28/12; 59-58 vs. Kentucky, 1/20/11; 74-73 at DePaul, 11/18/10)]

Average Margin of Victory: 22.8 points (251 total points in 11 games)

[under Butler: 14.5 (2,703 total points in 186 games)]

Average Margin of Defeat: 13.0 points (156 total points in 12 games)

[under Butler: 11.8 (1,557 total points in 132 games)]

Largest Lead in a game: 52 pts (0:41/4th Quarter vs So. Alabama, 11/11/16)

[under Butler: 66 pts (2:03/4th Quarter vs Savannah St, 11/21/15)  
57 points (twice)]

Largest Deficit in a game: 36 points (2:18/3Q at Miss. State, 1/12/17))

[under Butler: 45 points (1:40/2nd half vs. Tennessee 1/13/11)]

Largest Deficit and won: 8 points (3:27/2Q vs Temple 11/19/16)

[under Butler: 17 points (halftime at Ole Miss, 3/2/08)]

Largest Lead and lost: 12 points (10:00/4Q at Arizona State 12/4/16)

[under Butler: 17 pts (18:58/2nd half at Charlotte, 3/24/11)]

UF when leading at half: 10-1 (143-25)

UF when trailing at half: 1-9 (30-101)

UF when tied at half: 0-2 (13-7)

## SCORING

UF when scoring in 30's: 0-0 (0-3)

UF when scoring in 40's: 0-1 (0-15)

UF when scoring in 50's: 0-2 (14-44)

UF when scoring in 60's: 1-4 (38-41)

UF when scoring in 70's: 5-3 (65-23)

UF when scoring in 80's: 3-1 (50-3)

UF when scoring in 90's: 1-0 (14-2)

UF when scoring in 100's: 1-0 (4-0)

UF when outscoring opponent: 11-0 (186-0)

UF when opponent scores in 30's: 2-0 (9-0)

UF when opponent scores in 40's: 0-0 (18-1)

UF when opponent scores in 50's: 3-0 (62-10)

UF when opponent scores in 60's: 4-2 (56-41)

UF when opponent scores in 70's: 2-3 (35-40)

UF when opponent scores in 80's: 0-6 (5-33)

UF when opponent scores in 90's: 0-0 (0-6)

UF when opponent scores in 100's: 0-1 (0-2)

**First record is  
during 2016-17  
season (second  
is UF's all-time re-  
cord under Coach  
Amanda Butler)**

## SHOOTING PERCENTAGE

UF when shooting at least 40%: 10-8 (147-50)

UF when shooting less than 40%: 1-4 (40-83)

UF when opponent shoots at least 40%: 0-12 (59-114)

UF when opponent shoots less than 40%: 11-0 (125-20)

## INDIVIDUAL SCORING

UF when Florida player scores 20 points or more: 7-7 (63-34)

UF when no Florida player scores at least 20 points: 4-4 (123-97)

UF when opposing player scores 20 points or more: 2-10 (57-76)

UF when no opposing player scores at least 20 points: 9-1 (129-56)

UF when 0 Gators score in double-figures: 0-0 (0-7)

UF when 1 Gator scores in double-figures: 0-1 (9-20)

UF when 2 Gators score in double-figures: 1-5 (30-40)

UF when 3 Gators score in double-figures: 3-3 (68-48)

UF when 4 Gators score in double-figures: 6-3 (58-17)

UF when 5 Gators score in double-figures: 1-0 (18-1)

UF when 6 Gators score in double-figures: 0-0 (1-0)

UF when 7 Gators score in double-figures: 0-0 (2-0)

## 3-POINT SHOOTING

UF when making 5 or more three-point shots: 0-3 (121-70)

UF when making less than 5 three-point shots: 11-9 (65-63)

UF when opponent makes 5 or more three-point shots: 8-10 (98-91)

UF when opponent makes less than 5 three-point shots: 3-2 (88-42)

## FREE THROWS

UF when attempting 20 or more free throws: 6-5 (101-40)

UF when attempting less than 20 free throws: 5-7 (85-93)

UF when opponent attempts 20 free throws or more: 4-9 (59-84)

UF when opponent attempts less than 20 free throws: 7-3 (127-49)

UF when attempting more free throws than opponent: 7-2 (118-35)

UF when opponent attempts more free throws than UF: 3-10 (60-94)

UF when attempting same number of free throws: 1-0 (8-4)

## FREE THROW PERCENTAGE

UF when FT% is higher than 68%: 6-5 (103-66)

UF when FT% is 68% or lower: 5-7 (83-68)

UF when opponent FT% is higher than 68%: 7-7 (85-79)

UF when opponent FT% is 68% or lower: 4-5 (111-55)

## TEAM REBOUNDING

UF when outrebounding opponent: 9-5 (133-48)

UF when outrebounded by opponent: 2-6 (50-80)

UF when rebounds are equal: 0-1 (4-5)

## ASSISTS

UF when Florida has 15 or more assists: 8-2 (103-24)

UF when Florida has less than 15 assists: 3-10 (83-109)

UF when opponent has 15 or more assists: 1-9 (24-73)

UF when opponent has less than 15 assists: 10-3 (162-60)

## TURNOVERS

UF when committing 17 turnovers or less: 5-6 (97-54)

UF when committing more than 17 turnovers: 6-6 (89-79)

UF when forcing less than 17 opponent turnovers: 1-8 (43-61)

UF when forcing at least 17 opponent turnovers: 10-4 (143-72)

## ATTENDANCE

UF when home attendance is 2,000 or higher: 1-3 (20-16)

UF when home attendance is less than 2,000: 0-2 (88-29)

UF when road attendance is 2,000 or higher: 4-3 (25-53)

UF when road attendance is less than 2,000: 0-3 (28-19)

UF when neutral site attendance is 2,000 or higher: 1-0 (10-10)

UF when neutral site attendance is less than 2,000: 5-1 (16-6)

## SCHEDULING

UF on Sunday: 3-4 (60-47)

on Thursday: 0-5 (38-46)

on Monday: 0-1 (18-5)

on Friday: 1-1 (20-20)

on Tuesday: 1-1 (18-8)

on Saturday: 2-0 (19-2)

on Wednesday: 3-0 (13-4)

## UNIFORM COLORS

When wearing.... [all-time under Butler]

White: 5-4 overall (0-4 home; 0-0 away; 5-0 neutral)

[111-48 overall (94-40 home; 0-2 away; 17-7 neutral)]

Blue: 1-3 overall (0-0 home; 1-2 away; 0-1 neutral)

[29-43 overall (0-0 home; 27-41 away; 2-2 neutral)]

Black: 1-2 overall (0-0 home; 1-2 away; 0-0 neutral)

[22-26 overall (2-0 home; 16-22 away; 4-4 neutral)]

Orange: 3-2 overall (1-1 home; 2-0 away; 0-1 neutral)

[8-3 overall (5-1 home; 3-1 away; 0-1 neutral)]

Pink: 1-0 overall (0-0 home; 0-0 away; 1-0 neutral)

[6-2 overall (4-1 home; 1-1 away; 1-0 neutral)]

## BENCH WORK

UF when UF bench outscored opponent bench: 4-5 (135-68)

UF when Opponent bench outscored UF bench: 7-5 (47-56)

Bench Scoring is equal: 0-2 (5-9)

UF when UF bench outrebounds opponent bench: 6-4 (115-64)

UF when Opponent bench outrebounds UF bench: 4-7 (51-59)

Bench Rebounds are equal: 1-1 (10-10)



# 2016-17 Florida Gators Season & Career Highs

(players listed, alphabetically)

## #11 Dyandria Anderson

2016-17 Season Highs	Career Highs
Pts 13-3x last vs. Ole Miss 2/6/17	13-4x last vs. Ole Miss 2/6/17
Rbs 8 at Arkansas State 11/22/16	10 at South Alabama, 12/1/15
Ast 9 at Arkansas State 11/22/16	10 vs. Ball State, 11/27/15
Stl 6 vs. South Alabama, 11/11/16	same
Blk 1-10x last at Vanderbilt 1/29/17	1-20x last at Vanderbilt 1/29/17
Min 40(-) at Vanderbilt 1/29/17	same
FG 5-2x last vs. Texas A&M 1/15/17	5-5x last vs. Texas A&M 1/15/17
FGA 11 vs. Texas A&M 1/15/17	12 at South Alabama, 12/1/15
3FG 2 at Mississippi State 1/12/17	2-4x last at Mississippi State 1/12/17
3FGA 4-2x last vs. Texas A&M 1/15/17	same
FT 5-2x last vs. Ole Miss 2/6/17	5-3x last vs. Ole Miss 2/6/17
FTA 8 at Georgia 1/22/17	same

Dbl Fig Scoring Games - 5 in 2016-17 & 10 in Career  
 Double-Doubles - 0 in 2016-17 & 1 in Career

## #23 Brooke Copeland

2016-17 Season Highs	Career Highs
Pts 13 vs. NC A&T 12/11/16	15 vs. Char.So. 11/25/14
Rbs 7 vs Long Beach St 12/3/16	8 vs. Georgia 3/1/15
Ast 6 vs Long Beach St 12/3/16	same
Stl 3 at Georgia 1/22/17	3-2x last at Georgia 1/22/17
Blk 1-5x last vs. South Carolina 1/8/17	3 vs. SaintFrancis 12/20/15
Min 37 at Georgia 1/22/17	38 at Kentucky 1/15/15
FG 4 vs. NC A&T 12/11/16	4-5x last vs. NC A&T 12/11/16
FGA 9-2x last at Georgia 1/22/17	9-4x last at Georgia 1/22/17
3FG 3-3x last at Georgia 1/22/17	4 at Auburn 1/4/15
3FGA 9 at Georgia 1/22/17	same
FT 2-3x last vs. South Carolina 1/8/17	5 vs. Char.So. 11/25/14
FTA 4 vs. South Carolina 1/8/17	6 vs. Char.So. 11/25/14

Dbl Fig Scoring Games - 1 in 2016-17 & 5 in Career

## #24 Tyshara Fleming

2016-17 Season Highs	Career Highs
Pts 15 vs. FAMU 12/21/16	20 vs. Saint Francis, 12/20/15
Rbs 13 at LSU 1/5/17	same
Ast 4 vs Long Beach St 12/3/16	same
Stl 4-2x last at Texas A&M 2/2/17	4-3x last at Texas A&M 2/2/17
Blk 5-2x last vs Long Beach St 12/3/16	5-3x last vs Long Beach St 12/3/16
Min 33 vs. Auburn 1/1/17	same
FG 6-2x last vs. Tennessee 1/26/17	8 vs. Saint Francis, 12/20/15
FGA 10 vs. FAMU 12/21/16	13 vs. Saint Francis, 12/20/15
3FG 0	0
3FGA 0	0
FT 5-3x last vs. Auburn 1/1/17	same
FTA 10 vs. SE Louisiana 12/28/16	same

Dbl Fig Scoring Games - 9 in 2016-17 & 13 in Career  
 Dbl Fig Rebounding Games - 4 in 2016-17 & in Career  
 Double-Doubles - 3 in 2016-17 & in Career

## #44 Haley Lorenzen

2016-17 Season Highs	Career Highs
Pts 19 vs. Temple 11/19/16	20 vs. Ball State, 11/27/15
Rbs 12 at LSU 1/5/17	same
Ast 3-3x last at LSU 1/5/17	same
Stl 5 vs. FAMU 12/21/16	same
Blk 3-2x last vs. Tennessee 1/26/17	3-9x last vs. Tennessee 1/26/17
Min 37 at LSU 1/5/17	same
FG 8-4x last vs. Tennessee 1/26/17	9-2x last vs. Kentucky, 1/31/16
FGA 15-3x last vs. Temple 11/19/16	same
3FG 2 vs. Indiana 12/20/16	same
3FGA 2-3x last vs. Indiana 12/20/16	same
FT 7 vs. SE Louisiana 12/28/16	same
FTA 8 vs. SE Louisiana 12/28/16	8-2x last vs. SE Louisiana 12/28/16

Dbl Fig Scoring Games - 17 in 2016-17 & 35 in Career  
 Dbl Fig Rebounding Games - 5 in 2016-17 & 6 in Career  
 Double-Doubles - 4 in 2016-17 & in Career

## #22 Sydney Morang

2016-17 Season & Career Highs
Pts 12 at Texas A&M 2/2/17
Rbs 6 vs. NC A&T 12/11/16
Ast 3 vs. SE Louisiana 12/28/16
Stl 5 vs. SE Louisiana 12/28/16
Blk 1-5x last vs. Ole Miss 2/6/17
Min 34 at Vanderbilt 1/29/17
FG 4 at Texas A&M 2/2/17
FGA 9 at Vanderbilt 1/29/17
3FG 4 at Texas A&M 2/2/17
3FGA 8-2x last at Texas A&M 2/2/17
FT 1-3x last at Mississippi State 1/12/17
FTA 2-3x last at Mississippi State 1/12/17

Dbl Fig Scoring Games - 1 in 2016-17 & in Career

## #5 Elif Portakal

2016-17 Season & Career Highs
Pts 5 vs Long Beach St 12/3/16
Rbs 3 at Chattanooga 11/14/16
Ast 5 vs. South Alabama, 11/11/16
Stl 2 vs. Wofford 11/30/16
Blk 0
Min 24 vs. South Alabama, 11/11/16
FG 2 vs Long Beach St 12/3/16
FGA 6 vs. Wofford 11/30/16
3FG 1-2x last vs Long Beach St 12/3/16
3FGA 3 vs. Wofford 11/30/16
FT 1 at Georgia 1/22/17
FTA 2-2x last at Georgia 1/22/17

Dbl Fig Scoring Games - 0 in 2016-17 & in Career

## #15 Sydney Searcy

2016-17 Season & Career Highs
Pts 11 at Arizona St 12/4/16
Rbs 5 vs. FAMU 12/21/16
Ast 2-6x last vs. SE Louisiana 12/28/16
Stl 3-3x last at Northwestern 11/25/16
Blk 1-2x last at Arkansas State 11/22/16
Min 26 at Arizona St 12/4/16
FG 4-2x last at Arizona St 12/4/16
FGA 8-2x last vs. NC A&T 12/11/16
3FG 2 at Northwestern 11/25/16
3FGA 4 at Northwestern 11/25/16
FT 3 vs. SE Louisiana 12/28/16
FTA 5 vs. SE Louisiana 12/28/16

Dbl Fig Scoring Games - 1 in 2016-17 & in Career

## #00 Delicia Washington

2016-17 Season & Career Highs
Pts 31 vs. Indiana 12/20/16
Rbs 9 vs. Temple 11/19/16
Ast 4 vs. Ole Miss 2/6/17
Stl 6 vs. SE Louisiana 12/28/16
Blk 1 vs Long Beach St 12/3/16
Min 35 at Mississippi State 1/12/17
FG 12 at Texas A&M 2/2/17
FGA 22 vs. Indiana 12/20/16
3FG 2 vs. Indiana 12/20/16
3FGA 2-3x last vs. Indiana 12/20/16
FT 7 vs. Indiana 12/20/16
FTA 16 vs. Indiana 12/20/16

Dbl Fig Scoring Games - 13 in 2016-17 & in Career  
 20+ Games - 3 in 2016-17 & in Career

# 2016-17 Florida Gators Season & Career Highs

(players listed, alphabetically)

## #1 Ronni Williams

2016-17 Season	Career Highs
Pts 43 at Vanderbilt 1/29/17	same
Rbs 14 at Vanderbilt 1/29/17	17 vs. Bethune-Cookman 11/8/13
Ast 6 vs. Indiana 12/20/16	same
Stl 4 at Vanderbilt 1/29/17	4-2x last at Vanderbilt 1/29/17
Blk 2-2x last vs. SE Louisiana 12/28/16	5-2x last at Vanderbilt 2/27/14
Min 36 vs. Indiana 12/20/16	same
FG 14-2x last at Vanderbilt 1/29/17	same
FGA 23 at Vanderbilt 1/29/17	same
3FG 0	1-3x last at SoCarolina, 2/11/16
3FGA 1-2x last vs. FAMU 12/21/16	1-8x last vs. FAMU 12/21/16
FT 15 at Vanderbilt 1/29/17	same
FTA 17 at Vanderbilt 1/29/17	same

Dbl Fig Scoring Games - 18 in 2016-17 & **69 in Career**  
 20-PT Scoring Games (20-29 pts) - 8 in 2016-17 & **9 in career**  
 30-PT Scoring Games (30-39 pts) - 2 in 2016-17 & **in career**  
 40-PT Scoring Games (40-49 pts) - 1 in 2016-17 & **in career**  
 Dbl Fig Rebounding Games - 7 in 2016-17 & **22 in Career**  
 Double-Doubles - 6 in 2016-17 & **19 in Career**

**NOT PLAYING IN 2016-17**

## #3 Funda Nakkasoglu

2016-17 Season Highs	Career Highs
Pts 0	37 vs. Pacific, 11/21/15
Rbs 0	8 vs. San Jose State, 3/9/15
Ast 0	9-3x last at Boise State, 1/6/16
Stl 0	5 vs. Utah Valley, 11/20/14
Blk 0	1-4x last v. Tenn. State, 12/19/15
Min 0	46 vs. BYU, 12/22/14
FG 0	14 at Air Force, 1/13/16
FGA 0	25 vs. BYU, 12/22/14
3FG 0	5 at Colorado State, 3/6/15
3FGA 0	9-2x last at Northern Colo., 11/24/15
FT 0	14 vs. San Jose State, 3/9/15
FTA 0	15-2x last San Jose State, 2/18/15

Dbl Fig Scoring Games - 0 in 2016-17 & **53 Career**  
 20-PT Scoring Games - 0 in 2016-17 & **30 in Career**  
 30-PT Scoring Games - 0 in 2016-17 & **3 in Career**

**NOT PLAYING IN 2016-17**

## #20 Simone Westbrook

2015-16 Season & Career Highs
Pts 20 vs. Kentucky, 1/31/16
Rbs 6-2x last vs. Alabama, 1/21/15
Ast 8 vs. SavannahSt, 11/24
Stl 6-3x last vs. UCF 12/30/15
Blk 1-2x last at Auburn, 2/14/16
Min 29 vs. Kentucky, 1/31/16
FG 7 vs. Kentucky, 1/31/16
FGA 12 vs. Ball State, 11/27/15
3FG 3-4x last vs. Kentucky, 1/31/16
3FGA 6-2x last vs. Alabama, 1/21/15
FT 6 at Wisconsin, 12/10/15
FTA 8 at Wisconsin, 12/10/15
Dbl Fig Scoring Games - 10 in 2015-16 & in Career

### Double-Doubles

<b>Dyandria Anderson (1 in career)</b> 1 in 2015-16	<b>Ronni Williams (19 in career)</b> 6 in 2016-17
South Alabama 13 pts-10 reb	South Alabama 16 pts-10 reb
	at Northwestern 19 pts-13 reb
<b>Eleanna Christinaki (2 in career)</b> 2 in 2015-16	vs. Wofford 26 pts-11 reb
vs. UCF 14 pts-10 reb	SE LOUISIANA 34 pts-12 reb
KENTUCKY 12 pts-11 ast	at LSU 22 pts-10 reb
	at Vanderbilt 43 pts-14 reb
<b>Tyshara Fleming (3 in career)</b> 2 in 2016-17	<b>8 in 2015-16</b>
vs. Long Beach St. 11 pts-11 reb	FLORIDA STATE 21 pts-10 reb
vs. Tennessee 13 pts-10 reb	KENNESAW STATE 14 pts-10 reb
at Vanderbilt 12 pts-12 reb	SAVANNAH STATE 16 pts-10 reb
	at South Alabama 14 pts-12 reb
<b>Haley Lorenzen (4 in career)</b> 4 in 2016-17	MISSISSIPPI STATE 11 pts-12 reb
SOUTHEASTERN LA 15 pts-10 reb	at Ole Miss 11 pts-12 reb
at LSU 18 pts-12 reb	TEXAS A&M 20 pts-15 reb
at Georgia 11 pts-10 reb	Vanderbilt 10 pts-13 reb
vs. Tennessee 17 pts-11 reb	
	<b>2 in 2014-15</b>
	TENNESSEE 11 pts-13 reb
	vs. Auburn (SEC) 16 pts-12 reb
	<b>3 in 2013-14</b>
	BETHUNE-COOK 15 pts-17 reb
	FLORIDA STATE 14 pts-12 reb
	at Kentucky 19 pts-10 reb

### UF's Individual Game Leaders

<b>Leading Scorer in a Game*</b>		
	'17 Season	UF Career
Williams	14	30
Washington	4	same
Lorenzen	1	6
Copeland	1	same
Fleming		2
Westbrook		1
[Christinaki	5	14]
<b>Leading Rebounder in a Game*</b>		
	'17 Season	UF Career
Williams	9	45
Fleming	9	12
Lorenzen	5	13
Washington	2	same
Anderson	1	3
Copeland		3
Westbrook		1
[Christinaki	1	3]
<b>Leader with Assists in a Game*</b>		
	'17 Season	UF Career
Anderson	17	20
Williams	4	9
Copeland	2	same
Lorenzen	1	2
Washington	1	same
Westbrook		10
[Christinaki	3	19]

\*also includes games when tie

### Keeping Track

<b>Consecutive Games Scoring</b>	
Lorenzen	83
Williams	78
Fleming	25
Anderson	18
Washington	11
Morang	8
Copeland	3
Portakal	0 (4x)
Searcy	0 (5x)
[Westbrook	16]
[Christinaki	33]
<b>Double-Figure Scoring Games</b>	
'17 Season	Career
Williams	18 69
Lorenzen	17 35
Washington	13 same
Fleming	9 13
Anderson	5 9
Searcy	1 same
Copeland	1 5
Morang	1 same
[Westbrook	0 10]
[Christinaki	7 24]
<b>Consec. Doub-Fig Scoring Games</b>	
Washington	3
Lorenzen	2
Williams	1
Anderson	1

# 2016-17 Florida Gators Miscellaneous Stats

## What We're Wearing

Game Date	Opponent	Jersey Color	UF Result
1 Nov. 11	vs. South Alabama	White	W 85-33
2 Nov. 14	at Chattanooga	Blue	W 72-61
3 Nov. 19	vs. Temple	White	W 83-76
4 Nov. 22	at Arkansas State	Black	W 71-60
5 Nov. 25	at Northwestern	Blue	L 68-73
6 Nov. 30	vs. Wofford	White	W 74-51
7 Dec. 3	vs. Long Beach State	White	W 83-53
8 Dec. 4	at #rv/24 Arizona State	Black	L 63-69
9 Dec. 8	at #8 Florida State	Blue	L 58-83
10 Dec. 11	vs. N.C. A&T	Pink	W 67-38
11 Dec. 20	vs. Indiana	Blue	L 88-102
12 Dec. 21	vs. Florida A&M	White	W 78-65
13 Dec. 28	SE LOUISIANA	Orange	W 102-51
14 Jan. 1	AUBURN	White	L 75-82
15 Jan. 5	at LSU	Blue	L 67-78
16 Jan. 8	#5 SOUTH CAROLINA	White	L 62-81
17 Jan. 12	at #4 Miss. State	Blue	L 49-82
18 Jan. 15	TEXAS A&M	White	L 59-67
19 Jan. 22	at Georgia	Orange	W 76-68
20 Jan. 26	TENNESSEE	White	L 75-84
21 Jan. 29	at Vanderbilt	Orange	W 93-73
22 Feb. 2	at Texas A&M	Orange	L 76-84
23 Feb. 6	OLE MISS	Orange	L 75-84
24 Feb. 9	ARKANSAS		

## Three-Point Play Opportunities in 2016-17

	Made FG '17	FT-FTA '17	Career FGs	Career FTs
Williams	19	15-19	50*	34-49
Washington	9	6-9	same	
Fleming	8	4-8	9	5-9
Lorenzen	7	1-7	14	5-14
Anderson	6	4-6	9	6-9
Searcy	1	1-1	same	
Morang	1	0-1	same	
Westbrook			9	4-9
Christinaki			9	4-9
Copeland			2	2-2

	Fouled Att-3FG	FT-FTA	Career 3FGA	Career FTs
Copeland	-	-	1	2-3
Washington	1	2-3	same	

\*lane violation nullified one FT attempt

## 2016-17 Starting Line-Ups

Game#	Record	Line-Up (F-F/C-G-G-G)
1-9	6-3	Williams-Lorenzen-Christinaki-Anderson-Washington
10	1-0	Williams-Lorenzen-Fleming-Anderson-Copeland
11, 18-19	1-2	Williams-Lorenzen-Washington-Anderson-Copeland
12-17	2-4	Williams-Lorenzen-Fleming-Anderson-Washington
20-23	1-3	Williams-Lorenzen-Washington-Anderson-Morang

### Consecutive Starts

Williams	42 games
Lorenzen	33 games
Anderson	24 games
Washington	13 games
Morang	4 games

### Total Career Starts at UF

Williams	78	Westbrook	14
Lorenzen	71	Fleming	10
Anderson	41	Morang	4
Washington	22		
Copeland	19		

(Williams 50 that she has played)  
 (Westbrook 14 that she has played)  
 (Christinaki 20)

## Three-Point Play Opportunities Game Log

Game Date	Opponent	Gator (FTs)
1 Nov. 11	vs. South Alabama	Lorenzen (0-1), Fleming (1-1)
2 Nov. 14	at Chattanooga	--
3 Nov. 19	vs. Temple	Lorenzen (0-1)
4 Nov. 22	at Arkansas St.	Lorenzen (0-1), Fleming (0-1)
5 Nov. 25	at Northwestern	--
6 Nov. 30	vs. Wofford	Fleming (1-1), Washington (0-1)
7 Dec. 3	vs. Long Beach St.	Anderson (1-1), Washington (0-1), Lorenzen (0-1), Washington (1-1), Fleming (1-1)
8 Dec. 4	at #rv/24 Arizona St.	-
9 Dec. 8	at #8 Florida State	Williams (1-1), Williams (0-1)
10 Dec. 11	vs. NC A&T	Washington (1-1), Williams (1-1)
11 Dec. 20	vs. Indiana	Fleming (0-1), Williams (1-1), Fleming (0-1)
12 Dec. 21	vs. Florida A&M	Williams (0-1), Williams (1-1), Williams (0-1), Williams (1-1)
13 Dec. 28	SE LOUISIANA	Williams (1-1), Williams (1-1), Anderson (1-1), Williams (1-1), Washington (1-1), Anderson (0-1), Searcy (1-1)
14 Jan. 1	AUBURN	Williams (1-1), Washington (1-1), Washington (2-3)
15 Jan. 5	at LSU	Fleming (1-1), Williams (1-1)
16 Jan. 8	#5 SO. CAROLINA	--
17 Jan. 12	at #4 Miss. State	Williams (1-1), Washington (0-1), Williams (0-1)
18 Jan. 15	TEXAS A&M	Fleming (0-1)
19 Jan. 22	at Georgia	Williams (1-1), Anderson (1-1), Anderson (0-1), Anderson (1-1), Washington (0-1)
20 Jan. 25	TENNESSEE	Williams (1-1), Lorenzen (0-1), Morang (0-1)
21 Jan. 29	at Vanderbilt	Williams (1-1)
22 Feb. 2	at Texas A&M	Lorenzen (0-1), Washington (1-1), Williams (1-1)
23 Feb. 6	OLE MISS	Lorenzen (1-1)
24 Feb. 9	ARKANSAS	

## Free Throw Tracker

Gator	Current	'17 Season-High	Streak	Made	Streak	Last Attempt	Career Best Streak
Dyandria Anderson	missed 1	8	2/6/17	vs Ole Miss	14		
Brooke Copeland	missed 1	5	1/8/17	vs. S. Carolina	7		
Tyshara Fleming	made 2	7	2/2/17	at Texas A&M	7	(this season)	
Haley Lorenzen	made 1	12	2/6/17	vs Ole Miss	12	(this season)	
Sydney Morang	missed 2	2	1/26/17	vs. Tennessee	-		
Elif Portakal	missed 1	1	1/22/17	at Georgia	-		
Sydney Searcy	made 2	4	12/28/16	SE Louisiana	-		
Delicia Washington	made 8	active	2/6/17	vs Ole Miss	-		
Ronni Williams	missed 1	14	2/6/17	vs Ole Miss	14	(2016-17)	
<<<<>>>>							
Funda Nakkasoglu							
Simone Westbrook	made 4	0	3/4/16	vs. Kentucky	10		
Eleanna Christinaki	missed 2	13	12/8/16	at Florida St.	15		