

2016-17 Schedule & Results

Overall Record: 14-15 (home: 3-6 * away: 5-8 * neutral: 6-1)

SEC: 5-11 (home: 2-6 * away: 3-5)

Date	UF Nat'l Rank	Opponent	TV/Video	Time ET
NOVEMBER (5-1)				
Fri. 11	20/24	-- South Alabama (1) (DH)	SECN+	W 85-33
Mon. 14	20/24	rv/- at Chattanooga	SoCon	W 72-61
Sat. 19	19/23	rv Temple (2)	SECN+	W 83-76
Tue. 22	16/20	- at Arkansas State (DH)	OOV	W 71-60
Fri. 25	16/20	- at Northwestern	BTN Plus	L 68-73
Wed. 30	19/23	- Wofford (2)	SECN+	W 74-51
DECEMBER (4-3)				
Sat. 3	19/23	- Long Beach State (3)	Pac-12.com	W 83-53
Sun. 4	19/23	rv/24 at Arizona St. (3)	Pac-12.com	L 63-69
Thu. 8	23/25	7 at Florida State	ACC NetExtra	L 58-83
Sun. 11	23/25	- North Carolina A&T (4)	SECN+	W 67-38
Tue. 20	rv	- Indiana (5)	FLS	L 88-102
Wed. 21	rv	- Florida A&M (5)	FLS	W 78-65
Wed. 28	-	- SOUTHEASTERN LA	SECN+	W 102-51
JANUARY (2-6)				
Sun. 1	-	- AUBURN*	SECN+	L 75-82
Thu. 5	-	- at LSU*	SECN+	L 67-78
Sun. 8	-	- SOUTH CAROLINA*	ESPNU	L 62-81
Thu. 12	-	4 at Mississippi State*	SECN	L 49-82
Sun. 15	-	rv TEXAS A&M*	SECN	L 59-67
Sun. 22	-	- at Georgia*	SECN	W 76-68
Thu. 26	-	rv TENNESSEE*	SECN+	L 75-84
Sun. 29	-	- at Vanderbilt*	SECN+	W 93-73
FEBRUARY				
Thu. 2	-	rv at Texas A&M*	SECN+	L 76-84
Mon. 6	-	- OLE MISS*	SECN	L 75-84
Thu. 9	-	- ARKANSAS*	SECN+	W 57-53
Sun. 12	-	- at Alabama*	SECN	W 66-56
Thu. 16	-	- MISSOURI*	SECN+	L 67-74
Sun. 19	-	rv/- at Kentucky*	SECN	L 48-67
Thu. 23	-	rv at Tennessee*	SECN	L 70-74
Sun. 26	-	- GEORGIA*	ESPNU	W 65-58
MARCH				
Wed. 1	-	- vs. Arkansas (6-1R)	SECN	1:30 PM
Thu. 2	-	(if adv.) vs. Texas A&M (6-2R)	SECN	8:30 PM
Fri. 3	-	(if adv.) vs. Missouri (6-QF)	SECN	8:30 PM
Sat. 4	-	SEC Tournament (6-SF)	ESPNU	7:30 PM
Sun. 5	-	SEC Tournament (6-Final)	ESPNU	3 PM

*Southeastern Conference Game; DH = Doubleheader ... (1) played at Jacksonville Veterans Memorial Arena ... (2) played at College of Central Florida (3001 SW College Road, Ocala, FL 34474) ... (3) Arizona State Classic ... (4) played at Gulf Coast State College (5230 West Highway 98, Panama City, FL) ... (5) Florida Sunshine Classic at Rollins College (run by World Class Basketball - worldclassbasketball.com) ... (6) SEC Tournament (Bon Secours Wellness Arena, Greenville, SC)
All HOME GAMES will be played at **Exactech Arena at the Stephen C. O'Connell Center** (2020 W. University Drive, Gainesville, FL)

- **TV Information:** SECN = SEC Network; SECN+ = SEC Network +; OOV = opponent online video; FLS = FLSunshineClassic.com
- **To Watch the SEC Network,** go www.GetSECNetwork.com for complete channel listing
- **SEC Network +:** Games offered exclusively on WatchESPN and SECNetwork.com through a number of national outlets.
- **SEC NETWORK +**
- **WHAT IT IS:** Also referred to as SEC Network Plus, this is the digital platform for the SEC Network showcasing live SEC athletic events, inclusive of
- **HOW TO WATCH IT:** SEC Network + is only available through WatchESPN (accessible thru the

11-seed Florida (14-15, 5-11 SEC) vs.

14-seed Arkansas (13-16, 2-14 SEC)

**Bon Secours Wellness Arena
Greenville, S.C.**

Wed., March 1 * ~ 1:30 pm ET

2017 SEC Tournament - First Round

Game Coverage & More!

Radio: ESPN Gainesville 98.1
.....with Adam Schick & Brittany Davis
Internet Audio: FloridaGators.com (FREE)
Television: SEC Network with Pam Ward, Gail Goestenkors and Steffi Sorensen
Streaming Video: WatchESPN
Internet Scoring: LIVE through SECsports.com

Head Coach

Florida (14-15, 5-11): Amanda Butler (Florida, '95, '97)
Overall Record / at UF: 229-158 (12th yr) / 189-136 (10th yr)

Communications/Sports Info. Contacts

Florida: Kathy Cafazzo <Kathyc@gators.ufl.edu>
Phone Numbers: O: 352-375-4683 x6133 / C: 352-316-4575
Website: FloridaGators.com
Twitter/Instagram: @GatorsWBK ... @CoachButlerUF
Facebook: facebook.com/GatorsWBK
SEC: Tammy Wilson (twilson@sec.org)
Phone: C: 205-936-9684
Website: www.SECsports.com
Socially: Twitter: @SEC ... @SEC_Tammy

Opening Tip

*Florida defeated Arkansas during the regular season game played January 22 in Gainesville.

*Three of the Gators' five SEC wins were on the road.

*Ten of UF's last 12 games have been decided by 10 points or less.

*Florida is 5-9 in games decided by 10 points or less this season, including 4-7 in SEC games.

*UF's **Ronni Williams** became the first Gator ever to lead the league in scoring (SEC games). Her highlight game was a **43-point, 14-rebound** performance against Vanderbilt (Jan. 29).

Florida's Possible Starting Lineup

#	Gator	Pronunciation	POS	HT	CL	Hometown	PPG	RPG	NOTES
1	Ronni Williams		F	6-0	SR	Daytona Beach, Fla.	19.1	7.8	#1 SEC scorer in league games; 20+ pts in 13 gms this yr
24	Tyshara Fleming	tie-SHEER-uh	C	6-4	SR	Virginia Beach, Va.	7.1	6.8	56.4% FG ... 36 blocks; started last 3 games for Lorenzen
00	Delicia Washington	duh-LEE-shuh	G	5-10	FR	Glen St. Mary, Fla.	11.2	5.2	leads all SEC freshmen in scoring and steals
11	Dyandria Anderson	dee-ANN-dree-uh	G	5-10	JR	Viera, Fla.	6.8	4.7	141 assists (4.9 pg) - No. 2 in SEC(all gm)/#3 in SEC only
23	Brooke Copeland		G	6-2	JR	Cleveland, Tenn.	4.8	2.2	34 three-pointers leads team; 12 pts vs. Georgia

Off the Bench

44	Haley Lorenzen		F	6-3	JR	Iowa City, Iowa	12.1	6.1	21 double-fig scoring gms in '17; DNP at UK (ankle)
22	Sydney Morang	mur-RANG (like the pie)	G/F	5-10	FR	New Providence, N.J.	3.4	1.8	24 of 29 FGs are 3-pt ... has not scored in last 2 games
15	Sydney Searcy	SIR-see	G	5-7	FR	Ponte Vedra Beach, Fla.	2.3	1.0	22 assists, 12.5 minutes per game
5	Elif Portakal	ee-LEAF POOR-ta-call	G	5-9	FR	Istanbul, Turkey	0.8	0.5	foot injury (Dec. 8) = missed 10 gms, returned Jan. 22

Out for Today/Season

20	Simone Westbrook		G	5-8	SR	Chandler, Ariz.	8.0	2.9	tore right ACL in August ... 2016 All-SEC Defensive Team
3	Funda Nakkasoglu	FOON-da knock-a-SO-glue	G	5-8	JR	Hampton, Australia	20.8	2.6	transfer from Utah State

2016-17 Gator Women's Basketball

BROADCAST MEDIA SHEET


Probable Starters Numbers in **Orange**



00 DELICIA WASHINGTON
 Name pronounced: duh-LEE-shuh
 GP-GS Min/G FG% 3PT% FT% R/G A/G S B PPG
 SEASON 29-28 25.4 .406 .286 .568 5.2 1.6 41 1 11.2
 SEC 16-16 28.2 .373 .269 .622 5.3 1.8 14 0 13.1
 CAREER 29-28 25.4 .406 .286 .568 5.2 1.6 41 1 11.2

FR * G * 5-10 * Glen St. Mary, Fla./Baker County H.S.


- leads all SEC freshmen in scoring and steals ... #2 on team for steals ...
- 300th pt @ Kentucky (Feb. 19) and 150th rebound came vs. Georgia (Feb. 26)
- 20-point back-to-back SEC road gms: 20 points at Vandy (Jan. 30) & 25 at TAMU (Feb. 2)
- scored 31 vs. Indiana-5th Gator frosh w/ at least 30 points in a game
- Sat 1st half of game vs NCAT for violation of team culture – finished w/ 10 pts



1 RONNI WILLIAMS
 GP-GS Min/G FG% 3PT% FT% R/G A/G S B PPG
 SEASON 29-29 29.4 .540 .000 .742 7.8 2.3 37 12 19.1
 SEC 16-16 31.8 .502 .000 .733 7.3 1.9 21 4 20.1
 CAREER 121-84 23.3 .499 .214 .682 6.6 1.3 132 96 12.0

SR * F * 6-0 * Daytona Beach, Fla./Atlantic H.S.

- became ninth Gator w/ 1,400+ pts and 800+ rebounds (vs. Georgia, Feb. 26)
- since Indiana game has played all 5 positions ... 13 gms w/ 20+ points this yr (14 in career) ... career game at Vandy (Jan. 29) = **43 pts, 14 rebs, 3 ast., 4 steals** ... 24th Gator w/ 1,000pts (vs. LBSU Dec.3) ... 1,400th pt at Tennessee (Jan 23)... Florida Sunshine Classic All-Tourn ... Ariz St Classic All-Tourney...scored in every gm of career except 1 (at Penn St, 2014 NCAA 2Rd) ... **84-gm scoring streak**



5 ELIF PORTAKAL
 Name pronounced: ee-LEAF POOR-ta-call
 GP-GS Min/G FG% 3PT% FT% R/G A/G S B PPG
 SEASON 17-0 7.5 .294 .333 .250 0.5 1.2 4 0 0.8
 SEC 9-0 2.9 .333 .000 .500 0.2 0.3 0 0 0.3
 CAREER 17-0 7.5 .294 .333 .250 0.5 1.2 4 0 0.8

FR * G * 5-9 * Istanbul, Turkey / Ugur H.S.

- Missed 10 games w/ broken bone in right foot (1st game missed: at FSU Dec. 8) ... returned Jan. 22 at Georgia - entered game 5:13 (2Q) and made FT 9 seconds later ... played 7 minutes, 3 points
- Coach Butler praised performance vs. Wofford as her best to date
- Starter and team captain for Galatasaray U18 and U16 teams that won Turkish national championship, equivalent to winning a high school title in the United States



11 DYANDRIA ANDERSON
 Name pronounced: dee-ANN-dree-uh
 GP-GS Min/G FG% 3PT% FT% R/G A/G S B PPG
 SEASON 29-29 33.7 .380 .241 .684 4.7 4.9 48 11 6.4
 SEC 16-16 37.5 .364 .321 .705 5.3 5.2 28 4 7.4
 CAREER 89-47 21.3 .389 .236 .705 3.0 2.3 124 22 4.6

JR * G * 5-10 * Viera, Fla./Viera H.S.


- dished 200th career assist vs. Georgia (Feb. 26) ... scored 400th career point at Kentucky (Feb. 19)
- team assists leader (#2 in SEC - all games) ... 1 of 2 who has started every game this year
- Career-high 11 rebounds, career-high 11 assists vs. Mizzou (Feb. 16) - 1st dbl-dbl of season/2nd career
- 5th of 5 double-fig scoring games of year came vs. Ole Miss (Feb. 6) (13 pts also tied career high)
- 2015-16 Co-Most Improved Player (team award)



15 SYDNEY SEARCY
 Name pronounced: SIR-see
 GP-GS Min/G FG% 3PT% FT% R/G A/G S B PPG
 SEASON 29-0 12.5 .354 .120 .600 1.0 0.8 24 3 2.3
 SEC 16-0 6.4 .235 .000 .600 0.6 0.3 0 1 0.5
 CAREER 29-0 12.5 .354 .120 .600 1.0 0.8 24 3 2.3

FR * G * 5-7 * Ponte Vedra Beach, Fla./Nease H.S.

- 11-game scoring drought ... last scored 2 pts vs TAMU (Jan. 15) ... 1 minute vs. Missouri (Feb. 16)
- 1st dbl-fig scoring game vs Arizona State = 11 pts (4-4 FG) ... sparked UF early in win vs LBSU (9 pts)
- 2 pts in each of first 4 games until netted 9 at Northwestern and earned high praise from Coach for overall performance
- in debut: 2 points, 2 assists, 2 rebounds and 2 steals [1st bucket was outside jumper - 7:27 left in 3Q]



22 SYDNEY MORANG
 Name pronounced: mur-RANG (like meringue pie)
 GP-GS Min/G FG% 3PT% FT% R/G A/G S B PPG
 SEASON 25-9 17.3 .290 .282 .429 1.8 0.6 12 5 3.4
 SEC 16-9 20.9 .320 .299 .400 1.6 0.4 7 4 4.4
 CAREER 25-9 17.3 .290 .282 .429 1.8 0.6 12 5 3.4

FR * G/F * 5-10 * New Providence, N.J. / New Providence H.S.

- a lefty ... started 9 games ... career-high of 12 pts twice and all from threes = at TAMU (Feb. 2) & vs. Arkansas (Feb. 9) ... 24 of 29 FGs have been 3-pointers ... 1st career start game vs. Tennessee (Jan. 26) ... scored first points on a 3 vs. LBSU (Dec. 3) ... 1st career 3-pointer vs. FSU (Dec. 8)
- concussion-like symptoms sidelined for entire preseason + first 4 games; debut at NW, 3 mins, 10 vs Wofford ... cleared for contact drills on Nov. 18; dressed Nov. 22 at Ark. St.



23 BROOKE COPELAND
 GP-GS Min/G FG% 3PT% FT% R/G A/G S B PPG
 SEASON 27-5 22.4 .321 .301 .688 2.2 1.1 15 6 4.8
 SEC 14-3 25.6 .320 .299 .667 2.5 1.4 6 2 5.4
 CAREER 85-20 16.0 .318 .285 .698 2.1 0.9 41 35 3.7

JR * G * 6-2 * Cleveland, Tenn./Bradley Central H.S.

- second three-pointer at Tennessee (Feb. 23) sent her over the 300-point mark for her career
- solid defensive game at Kentucky (Feb. 19), drawing 2 charges
- huge 3 at Georgia (Jan. 22) w/ 4 mins to go after UF's 17-point lead was cut to 1 point
- held streak of 9 straight games w/ 3-pointer ... team-high 13 pts vs. NCAT for 1st dbl-figure scoring game since Feb. 2015 ... 3-pter in **18 of 28 games** this year ... career-high 6 ast vs Long Beach St.



24 TYSHARA FLEMING
 Name pronounced: tie-SHEER-uh
 GP-GS Min/G FG% 3PT% FT% R/G A/G S B PPG
 SEASON 29-10 21.2 .564 .000 .597 6.8 0.8 37 36 7.1
 SEC 16-7 22.8 .545 .000 .607 7.2 0.6 26 17 6.3
 CAREER 60-14 17.1 .553 .000 .512 5.6 0.6 71 81 6.0

SR * C * 6-4 * Virginia Beach, Va./Salem HS/ NW Fla. State College


- scored her 350th career point during the 1Q at Tennessee (Feb. 23)
- Started last three games for injured Lorenzen ... game-high 9 rebounds vs Georgia (Feb. 26)
- Held scoreless at Alabama (Feb. 12) - snapped 26-game scoring streak
- Collected 300th career rebound in win vs. Arkansas (Feb. 9)
- back2back double-doubles: at Vandy = 12pts-12 reb; vs. Tennessee (Jan. 26) = 13 pts, 10 reb



44 HALEY LORENZEN
 GP-GS Min/G FG% 3PT% FT% R/G A/G S B PPG
 SEASON 28-26 29.4 .493 .440 .679 6.1 1.3 32 36 12.1
 SEC 15-13 30.3 .477 .429 .710 5.9 1.2 13 17 11.6
 CAREER 88-74 24.4 .499 .440 .631 5.2 0.8 77 98 9.5

JR * F * 6-3 * Iowa City, Iowa/Iowa City H.S.


- DNP at UK (Feb. 19) w/ injury; returned at UT (Feb. 23) ... 2nd career gm missed (2/8/15 at Tenn concussion) ... Double-double vs. Tennessee (Jan. 25) = 17 pts, 11 reb
- scored 800th career pt in win at Alabama (Feb. 12) ... 450th career rebound vs Mizzou Feb. 16
- Only Gator who scored in every game last year (and career) ... **88-game scoring streak**
- Scored 10 of her 19 points in the 4Q vs Temple & helped UF overcome 7-pt deficit



3 FUNDA NAKKASOGLU
 Name pronounced: FOON-da knock-a-SO-glue
 GP-GS Min/G FG% 3PT% FT% R/G A/G S B PPG
 SEASON --
 SEC --
 CAREER 60-59 34.8 .410 .336 .847 2.9 4.6 70 4 19.2

JR * G * 5-8 * Hampton, Australia / Utah State University

- sitting out the 2016-17 season due to NCAA transfer rules; will have 2 years at UF
- Played in and started all but two games of her 60-game Utah State University career, when she averaged 19.1 points per game and amassed 1,149 points
- Spent the 2016 summer as a member of the Turkish Senior National Team and was among the players at the tryouts for the 2016 Olympic Team



20 SIMONE WESTBROOK
 GP-GS Min/G FG% 3PT% FT% R/G A/G S B PPG
 SEASON --
 SEC --
 CAREER 31-13 21.3 .387 .307 .676 2.9 7.5 70 3 8.0

SR * G * 5-8 * Chandler, Ariz./Chandler H.S./ NW Fla. State College

- will sit out the 2016-17 season
- Tore her right ACL in August 2016 while at home; underwent surgery on Sept. 21, 2016
- 2016 All-SEC Defensive Team
- #3 in SEC for steals (2.3 pg, all games) ... "Simone has Ninja hands" - Coach Butler
- teammates at NWFSC with Ty Fleming ... 2015 NJCAA All-American HM

OUT for season
NCAA Transfer rules
injury (ACL)

Team Rankings of Note

(thru games played Feb. 26)
 NCAA RPI: 81
 SOS: 80

Team Rankings in SEC (top 3)

(FINAL)
 No. 1 - Offensive Rebounds (SEC games)
 No. 1 - Offensive Rebound Pct.
 No. 1 - Rebounding Offense (SEC games)

Individual SEC Rankings -

SEC Games only (FINAL)
Dyandria Anderson
 No. 3 - Assists
 No. 5 - Minutes Played
 No. 11 - Assist/Turnover Ratio
 T-No. 7 - Steals

Tyshara Fleming
 No. 10 - Rebounding ... No. 3 - Offensive Rebounds
 T-No. 10 - Blocked Shots
 T-No. 11 - Steals

No. 10 - Active Career SEC Blocks

Brooke Copeland
 No. 15 - 3 pt FG made per game

Haley Lorenzen
 No. 20 - Rebounding
 No. 14 - Offensive Rebounds
 No. 9 - Blocks
 No. 28 - Scoring
 No. 6 - Active Career SEC Blocks
Sydney Morang
 T-No. 15 - 3-PT FG Made (#2 freshman)

Delicia Washington
 No. 19 - Scoring (top freshman scorer)

Ronni Williams
 No. 1 - Scoring No. 6 - FG%
 No. 9 - Rebounding
 No. 14 Def. Rebs
 No. 15 - FT %
 No. 24 - Minutes Played
 No. 2 - Active Career SEC Rebounding
 No. 6 - Active Career SEC FGs Made
 No. 7 - Active Career SEC Blocks
 No. 7 - Active Career SEC Scoring

2016-17 Gator Women's Basketball

Florida's All-Time SEC Tournament Results

Overall Record: 19-36

1980 (Knoxville, Tenn.)
 First Round def. Miss. St. 68-62
 Quarterfinals lost Tennessee 118-44

1981 (Baton Rouge, La.)
 First Round lost Alabama 67-54

1982 (Lexington, Ky.)
 did not compete

1983 (Knoxville, Tenn.) - Seed: E5
 First Round lost (W4) Alabama 69-53

1984 (Athens, Ga.) - Seed: E5
 First Round lost (W4) Auburn 75-65

1985 (Oxford, Miss.) - Seed: E3
 First Round bye
 Quarterfinals lost (W2) Auburn 83-64

1986 (Athens, Ga.) - Seed: 9
 First Round lost (8) Alabama 71-57

1987 (Albany, Ga.) - Seed: 10
 First Round lost (7) Kentucky 75-53

1988 (Albany, Ga.) - Seed: 9
 First Round lost (8) Miss. St. 67-46

1989 (Albany, Ga.) - Seed: 9
 First Round def. (8) Kentucky 67-64
 Quarterfinals lost (1) Auburn 72-61

1990 (Albany, Ga.) - Seed: 9
 First Round def. (8) Kentucky 70-54
 Quarterfinals lost (1) Tennessee 81-54

1991 (Albany, Ga.) - Seed: 8
 First Round lost (9) Alabama 95-75

1992 (Albany, Ga.) - Seed: 9
 First Round lost (8) Auburn 70-53

1993 (Chattanooga, Tenn.) - Seed: 4
 First Round bye
 Quarterfinals lost (5) Alabama 88-73

1994 (Chattanooga, Tenn.) - Seed: 3
 First Round bye
 Quarterfinals def. (6) Auburn 72-67
 Semifinals lost (2) Vanderbilt 94-67

1995 (Chattanooga, Tenn.) - Seed: 6
 First Round def. (11) LSU 88-80
 Quarterfinals lost (3) Georgia 88-71

1996 (Chattanooga, Tenn.) - Seed: 6
 First Round def. (11) S.Carolina 65-48
 Quarterfinals def. (3) Vanderbilt 83-73
 Semifinals lost (2) Tennessee 74-63

1997 (Chattanooga, Tenn.) - Seed: 3
 First Round bye
 Quarterfinals def. (6) Vanderbilt 68-54
 Semifinals def. (2) Alabama 83-72
 Finals lost (9) Auburn 52-47

1998 (Columbus, Ga.) - Seed: 2
 First Round bye
 Quarterfinals def. (7) Arkansas 63-49
 Semifinals lost (3) Alabama 74-61

1999 (Chattanooga, Tenn.) - Seed: 8
 First Round def. (9) Vanderbilt 64-61
 Quarterfinals lost (1) Tennessee 90-82

2000 (Chattanooga, Tenn.) - Seed: 7
 First Round def. (10) Arkansas 96-86
 Quarterfinals lost (2) Tennessee 91-79

2001 (Memphis, Tenn.) - Seed: 2
 First Round bye
 Quarterfinals lost (7) Arkansas 78-69

2002 (Nashville, Tenn.) - Seed: 6
 First Round lost (11) Auburn 70-57

2003 (Little Rock, Ark.) - Seed: 11
 First Round lost (7) Vanderbilt 74-58

2004 (Nashville, Tenn.) - Seed: 4
 First Round bye
 Quarterfinals lost (5) Georgia 76-72

2005 (Greenville, S.C.) - Seed: 8
 First Round lost (9) Alabama 62-58

2006 (Little Rock, Ark.) - Seed: 5
 First Round def. (12) Miss. St. 98-83
 Quarterfinals lost (4) Kentucky 88-70

2007 (Duluth, Ga.) - Seed: 11
 First Round def. (6) Miss. St. 69-63
 Quarterfinals lost (3) Vanderbilt, 105-77

2008 (Nashville, Tenn.) - Seed: 7
 First Round def. (10) S.Carolina 71-57
 Quarterfinals lost (2) Tennessee 92-61

2009 (Little Rock, Ark.) - Seed: 4
 First Round bye
 Quarterfinals lost (5) Tennessee 67-71

2010 (Duluth, Ga.) - Seed: 7
 First Round lost (10) Auburn 64-71

2011 (Nashville, Tenn.) - Seed: 8
 First Round def. (9) Arkansas 68-59
 Quarterfinals lost (1) Tennessee, 75-92

2012 (Nashville, Tenn.) - Seed: 8
 First Round def. (9) Auburn, 70-60
 Quarterfinals lost (1) Kentucky, 71-67

2013 (Duluth, Ga.) - Seed: 9
 First Round def. (9) Arkansas, 64-59
 Quarterfinals lost (1) Tennessee, 82-73

2014 (Duluth, Ga.) - Seed: 5
 First Round bye
 Second Rnd def. (12) Miss. St. 71-67
 Quarterfinals lost (4) Kentucky, 75-70

2015 (Little Rock, Ark.) - Seed: 12
 First Round lost (13) Auburn, 71-49

2016 (Jacksonville, Fla.) - Seed: 4
 First Round bye
 Second Rnd bye
 Quarterfinals lost (5) Kentucky, 92-69

2017 (Greenville, S.C.) - Seed: 11
 First Round vs (14) Arkansas

Florida's Series' Histories in the SEC Tournament

Alabama	1-7
Arkansas	4-1
Auburn	2-8
Georgia	0-2
Kentucky	2-5
Louisiana State	1-0
Mississippi	0-0
Mississippi State	4-1
Missouri	0-0
South Carolina	2-0
Tennessee	0-9
Texas A&M	0-0
Vanderbilt	3-3
TOTAL	19-36

**First round from 1980-2012*

UF's Record by Round

First Round **0-1**
 Second Round* .. 14-13
 Quarterfinals

2017 SEC Tournament Schedule

March 1-5 * Greenville, S.C. * Bon Secours Wellness Arena
FIRST ROUND - All on SEC Network

Wednesday, March 1

Game 1: #12 Alabama vs. #13 Vanderbilt 11 a.m. ET
 Game 2: #11 **FLORIDA** vs. #14 Arkansas 25 minutes after Game 1
SECOND ROUND - All on SEC Network

Thursday, March 2

Game 3: #8 Georgia vs. #9 Auburn 12 Noon ET
 Game 4: #5 Tennessee vs. Game 1 winner 25 minutes after Game 4
 Game 5: #10 Ole Miss vs. #7 LSU 6 p.m. ET
 Game 6: #6 Texas A&M vs. Game 2 winner 25 minutes after Game 5
QUARTERFINALS - All on SEC Network

Friday, March 3

Game 7: #1 South Carolina vs. Game 3 winner 12 Noon
 Game 8: #4 Kentucky vs. Game 4 winner 25 minutes after Game 7
 Game 9: #2 Mississippi State vs. Game 5 winner 6 p.m. ET
 Game 10: #3 Missouri vs. Game 6 winner 25 mins after Game 9
SEMIFINALS - Both on ESPNU

Saturday, March 4

Game 11: Game 7 winner vs. Game 8 winner 5 p.m. ET
 Game 12: Game 9 winner vs. Game 10 winner 25 mins after Gm 11
FINAL - on ESPN2

Sunday, March 5

Game 13: game 11 winner vs. Game 12 winner 3 p.m. ET

Future Sites for the SEC W-Basketball Tournament

2018 Feb. 28-March 4 * Bridgestone Arena (Nashville, Tenn.)
 2022 Bridgestone Arena (Nashville, Tenn.)
 2026 Bridgestone Arena (Nashville, Tenn.)

Beginning in 2013, the SEC WBB Tournament expanded to a 14-team, single elimination tournament that begins play on Wednesday and concludes on Sunday, playing a total of 13 games.

UF's 2017 SEC Legend: Sha Brooks

first name pronounced: SHAY

<<<<<<>>>>

CURRENT INFORMATION: Brooks recently retired from professional basketball, having played overseas since graduating from UF in August 2010

<<<<<<>>>>

The 2017 Legends Class will be honored at the 2017 SEC Tournament. Each legend will be honored during half-time of their team's first game of the tournament and all 14 individuals will also be honored as a group, as well as participate in an autograph session during the tournament. Complimentary posters of the Legends will be available at the session.

<<<<<<>>>>

Brooks' Gator Highlights:

- 5-foot-7 guard from Jackson, Tennessee, was a four-year letterwinner and starter from 2005-09.
- **A quick look at the Gator career of Sha Brooks (2005-09):**
- Sha (SHAY) Brooks started all except one game in her career and never missed a game ... excellent quickness with the ability to drive in the paint and get to the foul line, breaking UF's all-time record for made free throws ... UF's leading scorer in 2008-09 (16.4 ppg) and 2006-07 (15.4 pg) ... unanimous 2009 First Team All-Southeastern Conference (media's five-player team; coaches' eight-player team) ... 2009 Associated Press All-American Honorable Mention ... one of 40 national finalists for the 2009 State Farm Coaches' All-America Basketball Team ... 2006-07 Associated Press' All-SEC Honorable Mention team ... 2005-06 All-SEC Second Team (coaches' and media teams) ... 2006 SEC All-Freshman Team ... 2006 SEC Freshman Academic Honor Roll ... three-time SEC Player of the Week honoree in 2008-09 (tied for most of any athlete) ... four-time recipient in 2005-06 of SEC Freshman of the Week award (second-most behind Tennessee's Candace Parker) ... 2008-09 SEC Community Service Team
- **Brooks in UF's CAREER record book, upon graduation:** No. 1 for consecutive starts (123) ... No. 1 made free throws (430) ... No. 1 games started (125) ... No. 1 free throw attempts (550) ... No. 2 minutes played (3,882) ... No. 2 field goals attempted (1,613) ... No. 3 steals (242) ... No. 3 three-pointers (212) ... No. 3 three-pointers attempted (703) ... t-No. 4 games played (126) ... No. 5 scoring (1,820) ... No. 5 free throw percentage (78.2%) ... No. 9 assists (365) ... No. 9 three-point FG% (30.2%) ... No. 10 made field goals (589) ... No. 12 scoring average (14.4 ppg) ... during her junior year became the 19th Gator to top the 1,000-point plateau ... 94 double-figure scoring games ... 28 games scoring at least 20 points, with one 30-point game

2016-17 Gator Women's Basketball

Today's Match-up

Arkansas' Probable "Starting 5"

Pos	#	Name	HT	YR	PPG	RPG
F	00	Jessica Jackson	6-3	SR	14.9	6.5
F	4	Keiryn Swenson	6-1	SO	8.0	4.1
C	35	Alecia Cooley	6-3	SR	6.4	5.3
G	3	Malica Monk	5-5	SO	9.2	3.0
G	14	Jailyn Mason	5-9	FR	7.7	3.9

Stat Comparisons

(All Games)

Stat Check Florida Arkansas

Record	14-15	13-16
FG%	44.7%	40.4%
3FG%	28.1%	32.8%
FT%	66.7%	66.4%
Points Per Gm	71.4	64.2
Points Allowed	68.3	60.1
FG% Defense	38.7%	38.0%
3FG% Defense	33.5%	32.1%
Scoring Margin	+3.2	+4.2
Reb Margin	+5.0	+2.8
Assists PG	14.7	12.6
Turnover Margin	19.0	+0.3
Steals PG	8.9	7.3
Blocks PG	3.8	3.9

Stat Comparisons

(SEC Games, ONLY)

Stat Check Florida Arkansas

Record	5-11	2-14
FG%	42.3%	36.2%
3FG%	30.0%	29.9%
FT%	68.6%	63.6%
Points Per Gm	67.5	56.9
Points Allowed	72.8	64.4
FG% Defense	41.8%	40.0%
3FG% Defense	36.0%	35.0%
Scoring Margin	-5.3	-7.4
Reb Margin	+3.2	-3.4
Assists PG	18.4	10.3
Turnover Margin	-3.5	-1.4
Steals PG	7.2	6.9
Blocks PG	3.1	3.4

Florida vs. Arkansas

35-Game Series: UF leads 26-9 (UF Home: 12-3; Away: 10-5; Neutral: 4-1)

Date	UF Rank	Opp Rank	Result	UF	Opp	Diff	Site	Code
Jan. 18, 1992	--	--	W	58	46	+12	H	
Jan. 16, 1993	--	--	W	68	60	+8	A	
Jan. 30, 1994	--	--	W	74	69	+5	H	
Jan. 28, 1995	13	--	L	66	72	-6	A	
Feb. 4, 1996	21	24	W	73	57	+16	H	
Feb. 2, 1997	13	18	W-OT	79	66	+13	A	
Feb. 5, 1998	10	--	W	80	69	+11	H	
Feb. 27, 1998	12	--	W	63	49	+14	N	66
Feb. 4, 1999	--	--	W	87	77	+10	A	
Feb. 10, 2000	--	--	W	87	73	+14	H	
Mar. 2, 2000	--	--	W	96	86	+10	N	44
Mar. 25, 2000	--	--	W	83	62	+21	A	75
Feb. 8, 2001	6	--	W	75	64	+11	A	
Mar. 2, 2001	11	--	L	69	78	-9	N	78
Feb. 21, 2002	16	--	W	64	58	+6	H	
Jan. 16, 2003	--	10/9	L	45	84	-39	A	
Feb. 22, 2004	--	--	L	68	82	-14	H	
Jan. 6, 2005	--	--	W	68	56	+12	A	
Jan. 26, 2006	24	--	L	63	69	-6	A	
Jan. 21, 2007	--	--	L	57	67	-10	H	
Jan. 20, 2008	--	--	W	92	74	+18	A	
Feb. 17, 2008	--	--	W	75	73	+2	H	
Feb. 1, 2009	12/15	--	W	94	78	+16	A	
Feb. 19, 2009	15/15	--	L	74	83	-9	H	
Jan. 3, 2010	--	--	W	59	53	+6	A	
Jan. 2, 2011	--	22/24	W	64	53	+11	H	
Mar. 3, 2011	--	--	W	68	59	+9	N	81
Jan. 29, 2012	--	--	L-2OT	72	73	-1	A	
Feb. 28, 2013	--	--	W	69	58	+11	H	
Mar. 7, 2013	--	--	W	64	57	+7	N	94
Jan. 9, 2014	rv/rv	rv/25	W	59	52	+7	H	
Feb. 6, 2014	--	--	L	49	55	-6	A	
Jan. 25, 2015	--	--	W	72	58	+14	H	
Jan. 28, 2016	rv/rv	--	W-OT	71	66	+5	A	
Jan. 9, 2017	--	--	W	57	53	+4	H	

44 = SEC Tournament - Chattanooga, Tenn.

66 = SEC Tournament - Columbus, Ga.

75 = Postseason WNIT - at location corresponding with site

78 = SEC Tournament - Memphis, Tenn.

81 = SEC Tournament - Nashville, Tenn.

94 = SEC Tournament - Duluth, Ga.

All-Time Series Records vs. SEC Opponents (includes all meetings)

Opponent	Overall W/L	Under Butler	Home W/L	Away W/L	Neutral W/L	Series Streak	Last Meeting
Alabama	28-29	10-3	16-7	9-12	3-10	Won 7	W, 66-56, 2/12/17 (A)
Arkansas	26-9	12-3	12-3	10-5	4-1	Won 3	W: 57-53, 2/9/17 (H)
Auburn	21-35	8-6	11-11	6-15	4-9	Lost 1	L, 82-75, 1/1/17 (H)
Georgia	17-53	7-13	11-23	6-28	0-2	Won 2	W: 65-58, 2/26/17 (H)
Kentucky	25-29	4-11	13-9	9-15	3-5	Lost 2	L, 67-48, 2/19/17 (A)
LSU	14-27	5-7	8-12	5-14	1-1	Lost 1	L: 78-67 1/5/17 (A)
Mississippi	20-16	7-4	8-10	12-5	0-1	Lost 1	L: 75-84, 2/6/17 (H)
Mississippi St.	25-21	9-4	13-7	8-13	4-1	Lost 3	L: 49-82, 1/12/17 (A)
Missouri	0-6	0-6	0-3	0-3	0-0	Lost 6	L: 74-67, 2/16/17 (H)
South Carolina	20-16	6-9	8-9	10-7	2-0	Lost 8	L: 62-81, 1/8/17 (H)
Tennessee	4-50	2-15	2-20	2-21	0-9	Lost 2	L, 75-84, 1/26/17 (H)
Texas A&M	1-6	1-5	1-2	0-4	0-0	Lost 2	L: 76-84, 2/2/17 (A)
Vanderbilt	23-33	5-8	11-13	9-17	3-4	Won 2	W, 93-73, 2/29/17 (A)
OVERALL	224-330	75-93	113-128	87-158	24-43	Won 1	

UF's Longest Series Histories

School	Games Played	Overall W	L
1 Florida State	73	42	31
2 Georgia	70	17	53
3 Alabama	57	28	29
4 Auburn	56	21	35
Vanderbilt	56	23	33
6 Kentucky	54	25	29
7 Tennessee	54	4	50
8 Mississippi St.	46	25	21
9 Miami (Fla.)	42	28	14
10 LSU	41	14	27

Last 2 Meetings: Florida vs. Arkansas

Official Basketball Box Score -- Game Totals -- Final Statistics

Arkansas vs Florida
02/09/17 7 pm ET at Gainesville, FL * Exactech Arena

Arkansas 53 • 13-11, 2-9 SEC

#	Player	Total		3-Ptr		Rebounds			PF	TP	A	TO	Blk	Stl	Min
		FG	FGA	FG	FGA	Off	Def	Tot							
00	JACKSON, Jessica	f	6-16	2-6	3-4	5	2	7	2	17	1	2	0	2	35
22	ZIMMERMAN, Bailey	f	0-1	0-1	0-0	0	1	1	2	0	0	1	0	0	10
10	WILLIAMS, Kiara	c	1-2	0-0	0-0	1	0	1	3	2	0	0	0	2	14
03	MONK, Malica	g	4-8	0-0	0-0	1	1	2	3	8	2	4	0	6	31
14	MASON, Jaily	g	6-10	1-4	0-0	1	2	3	2	13	2	3	0	4	27
02	WILSON, Aaliyah	g	0-6	0-1	0-0	1	1	2	3	0	2	1	1	2	10
04	SWENSON, Keiryn	g	1-5	1-3	0-0	0	2	2	3	0	1	1	0	32	
21	COSPER, Devin	g	4-9	0-4	2-2	0	1	1	1	10	1	3	0	0	22
35	COOLEY, Alecia	g	0-3	0-0	0-0	1	6	7	0	0	0	0	0	19	
Team						2	3	5			2				
Totals			22-60	4-19	5-6	12	19	31	18	53	8	17	2	16	200

1st - FG %:	6-15	13.3%	2nd:	7-16	43.8%	3rd:	7-16	43.8%	4th:	6-13	46.2%	Game:	22-60	36.7%	Deadball
3FG %:	0-5	0.0%	0-4	0.0%	0-4	0.0%	1-3	33.3%	4-9	44.4%	1-1	10.0%	5-6	83.3%	1,1
FT %:	1-2	50.0%	2-2	100.0%	0-0	0.0%	2-2	100.0%	2-2	100.0%					

Florida 57 • 12-12, 3-8 SEC

#	Player	Total		3-Ptr		Rebounds			PF	TP	A	TO	Blk	Stl	Min
		FG	FGA	FG	FGA	Off	Def	Tot							
01	Williams,Ronni	f	5-16	0-0	5-5	4	8	12	3	15	0	4	0	1	36
44	Lorenzo,Haley	f	6-13	0-1	2-4	4	1	5	2	14	2	2	0	2	32
00	Washington,Delicia	g	2-6	0-1	2-2	1	4	5	2	6	1	7	0	0	21
11	Anderson,Dyandria	g	1-6	1-2	3-4	1	6	7	4	6	7	5	0	4	39
22	Morang,Sydney	g	4-8	4-8	0-0	1	1	2	0	12	2	0	0	0	33
05	Portakal,Elif	g	0-0	0-0	0-0	0	1	1	0	0	0	3	0	0	2
23	Searcy,Sydney	g	0-0	0-0	0-0	0	1	1	0	0	0	0	1	0	1
15	Copeland,Brooke	g	1-4	0-3	0-0	0	1	1	2	2	2	3	0	0	22
24	Fleming,Tyshara	g	1-3	0-0	0-0	4	1	5	0	2	0	0	1	2	14
Team						2	1	3			1				
Totals			20-56	5-15	12-15	17	25	42	13	57	14	25	2	9	200

1st - FG %:	6-15	40.0%	2nd:	3-15	20.0%	3rd:	4-9	44.4%	4th:	7-17	41.2%	Game:	20-56	35.7%	Deadball
3FG %:	2-6	33.3%	1-4	25.0%	1-2	50.0%	1-3	33.3%	5-15	33.3%					
FT %:	2-2	100.0%	0-0	0.0%	3-7	77.8%	3-4	75.0%	12-15	80.0%					2,1

Officials: Lisa Mattingly, Bryan Enterline, Eric J Brewton
Technical fouls: Arkansas-None. Florida-None.
Attendance: 1441

Score by periods	1st	2nd	3rd	4th	Total
Arkansas	5	16	17	15	53
Florida	16	7	16	18	57

Last FG - AR 4th-00:34, UF 4th-00:44.
Largest lead - AR by 6 3rd-03:17, UF by 13 2nd-09:46.
AR led for 07:05, UF led for 29:21. Game was tied for 03:34.

Score tied - 4 times.
Lead changed - 4 times.

Game 24: Florida 57, Arkansas 53

February 9, 2017 * Exactech Arena at the Stephen C. O'Connell Center * Gainesville, Fla. Six of Florida's last seven games have been decided by single digits and tonight's finally ended in favor of the Gators, who topped Arkansas, 57-53, and capped its mini two-game home stand at Exactech Arena at the Stephen C. O'Connell Center Thursday evening.

Senior **Ronni Williams** scored 13 of her team-high 15 points in the second half to go along with 12 rebounds for the 20th double-double of her career. Junior **Haley Lorenzo** added 14 points, while freshman **Sydney Morang** tied her career-best of 12 points, all coming from beyond the arc.

Arkansas used a 12-0 run over a 2:09 span early in the third quarter that flipped a 30-23 Gator lead into a 35-30 Razorback advantage. Florida committed four turnovers during that span and couldn't even attempt a shot, as Arkansas assumed its largest lead of the game to that point and forced a Gator timeout with 5:35 remaining in the quarter.

Florida regrouped and ended the third on a 9-3 run -- that included the final seven points with **Dyandria Anderson** drilling a three-pointer -- and held a 39-38 lead entering the final frame.

The Razorbacks scored the first four points of the fourth quarter before Morang hit a three that tied the score at 42 and sparked a 9-0 Gator run with Williams netting four points and Lorenzo two.

The teams traded buckets for the next minute-plus before both teams went cold from the floor, the scoring drought lasting two minutes and 34 seconds. Arkansas broke free first and cut Florida's deficit to two points, 50-48, with 1:47 remaining.

Lorenzo followed with a jumper from the corner, but Jessica Jackson, who finished with a game-high 17 points, came back and scored 15 seconds later, as the it remaining a two-point game with 61 seconds to go.

Both teams had fouls to give before the bonus and that took time off the clock. Williams broke the trend and scored a fall-away for a 54-50 lead and 44 seconds to go.

Arkansas' Jaily Mason needed just 10 seconds to nail a three-pointer and Florida's lead was trimmed to one. Arkansas fouled again twice and then forced a Florida turnover when the Gators were trying to in-bound the ball with 20 seconds remaining.

Jackson's layup didn't fall and Anderson scrambled to the floor for the loose ball and corralled it before being fouled. She stepped to the line and coolly sank both free throw attempts for a 56-53 lead and seven seconds to go.

Anderson then came up with a steal and was fouled with 2.2 seconds to play. She missed the first, but hit the second to give Florida the 57-53 lead and the win.

Numbers of Note

- Florida held the 42-31 rebounding advantage that included 17 offensive boards.
- The Gators committed 25 turnovers that Arkansas converted into 27 points.
- The last time Florida won a game scoring 57 or fewer points was Feb. 28, 2016, when the Gators defeated Auburn 56-49 in Gainesville.
- Aside from provided Florida's final three points from the free throw line with seven seconds remaining that iced the game, **Dyandria Anderson** finished with six points, seven assists, seven rebounds and four steals.

Florida Head Coach Amanda Butler - Opening Statement:

"You know, you try to predict what teams are going to do at the end of games. We spend a part of practice every day working on our specials and what we think their specials are, and tonight that paid off. I think our kids had a lot of defensive confidence because we ran through some of those scenarios. Those upperclassmen stepped up and made plays, in particular Dyandria (Anderson) getting her hands on a lot of passes. The great victory in the fourth quarter was that we weren't in foul trouble so we had some fouls to give. We were able to manipulate the clock just a little bit there and keep them from getting a good look and going straight in to what they wanted to do. But overall, a great win in front of an awesome home crowd!"

Florida vs ARKANSAS

01/28/16 7 p.m. at Fayetteville, Ark. (Bud Walton Arena)

Florida 71 • 17-4, 5-3 SEC

#	Player	Total		3-Ptr		Rebounds			PF	TP	A	TO	Blk	Stl	Min
		FG	FGA	FG	FGA	Off	Def	Tot							
01	Williams,Ronni	f	3-12	0-0	1-2	3	2	5	5	7	1	4	0	0	21
24	Fleming,Tyshara	c	2-5	0-0	0-0	1	3	4	2	4	0	0	2	2	15
04	Needles,Carlie	g	1-9	1-7	2-2	2	2	4	4	5	1	1	0	3	32
20	Westbrook,Simone	g	4-8	1-3	1-4	2	1	3	0	10	1	0	0	1	21
21	Christinaki,Eleanna	g	7-14	1-4	1-1	2	2	4	2	16	3	4	0	1	37
03	Miller,January	g	1-4	0-2	0-0	0	0	0	1	2	0	2	0	1	8
11	Anderson,Dyandria	g	0-3	0-2	1-2	1	2	3	1	1	4	2	0	2	15
13	Peoples,Cassie	g	2-7	1-4	2-2	0	0	0	1	7	2	2	0	0	22
23	Copeland,Brooke	g	0-0	0-0	0-0	1	0	1	1	0	0	0	0	0	6
32	Batchelor,Carla	g	4-12	3-6	0-0	3	3	6	3	11	2	1	3	0	26
44	Lorenzo,Haley	g	4-8	0-0	0-0	3	6	9	2	8	0	1	1	2	22
Team						3	2	5							
Totals			28-82	7-28	8-13	21	23	44	22	71	14	17	6	11	225

1st - FG %:	4-15	26.7%	2nd:	6-13	46.2%	3rd:	8-25	32.0%	4th:	6-20	30.0%	Game:	28-82	34.1%	Deadball
3FG %:	2-8	25.0%	2-4	50.0%	2-11	18.2%	1-4	25.0%	7-28	25.0%					
FT %:	0-2	0.0%	1-2	50.0%	1-2	50.0%	2-3	66.7%	8-13	61.5%					4

ARKANSAS 66 • 9-12, 4-4 SEC

#	Player	Total		3-Ptr		Rebounds			PF	TP	A	TO	Blk	Stl	Min
		FG	FGA	FG	FGA	Off	Def	Tot							
00	JACKSON, Jessica	f	6-14	0-2	4-7	0	10	10	3	16	4	7	4	2	36
33	WOLFF, Melissa	f	2-6	0-0	2-4	3	7	10	4	6	4	7	1	0	39
35	COOLEY, Alecia	c	5-10	0-0	1-2	5	5	10	1	11	1	0	0	1	38
15	BROOKS, Kelsey	g	6-10	2-5	0-0	0	2	2	2	14	2	2	0	0	41
21	COSPER, Devin	g	5-15	1-4	1-1	0	5	5	4	12	3	4	0	0	32
03	MONK, Malica	g	0-1	0-0	0-0	0	0	0	0	0	0	1	0	0	4
04	SWENSON, Keiryn	g	1-5	0-1	0-2	5	1	6	0	2	0	0	0	0	15
12	FREEMAN, Brianna	g	0-0	0-0	0-0	1	0	1	0	0	0	0	0	1	0+
24	DANBERRY, Jordan	g	2-3	0-0	1-2	2	2	2	2	5	2	3	0	2	13
32	WEST, Khadijah	g	0-0	0-0	0-0	2	0	2	0	0	0	0	1	0	7
Team						1	2	3							
Totals			27-64	3-12	9-18	17	34	51	16	66	16	24	6	6	225

1st - FG %:	5-15	33.3%	2nd:	6-14	42.9%	3rd:	8-13	61.5%	4th:	5-14	35.7%	Game:	27-64	42.2%	Deadball
3FG %:	0-2	0.0%	2-2	100.0%	0-2	0.0%	1-5	20.0%	1-5	20.0%					
FT %:	1-2	50.0%	1-2	50.0%	1-2	50.0%	2-5	40.0%	4-7	57.1%					6

Officials: Dee Kantner, Scott Yarbrough, Bruce Morris

Technical fouls: Florida-None. ARKANSAS-None.

Attendance: 1576

Estimated Actual Attendance: 1168

Fouled Out: Florida, #1 Williams (1:05 2H)

Score by periods	1st	2nd	3rd	4th	OT	Total
Florida	10	15	19	15	12	71
ARKANSAS	11	15	18	15	7	66

Last FG - UF OT-00:17, AR OT-00:31.
Largest lead - UF by 5 OT-00:02, AR by 10 3rd-05:28.
UF led for 06:32, AR led for 31:18. Game was tied for 07:02.

Score tied - 10 times.
Lead changed - 16 times.

Game 21: Florida 71, Arkansas 66

January 28, 2016 * Bud Walton Arena * Fayetteville, Ark.

Florida overcame a 10-point deficit with 15:28 remaining and forced overtime where the Gators emerged with a 71-66 victory against Arkansas at Bud Walton Arena Thursday evening.

Junior **Simone Westbrook** converted a driving layup with one second remaining that helped send the game into overtime.

(if advance: SECOND ROUND Match-up)

Texas A&M's Probable "Starting 5"

Pos	#	Name	HT	YR	PPG	RPG
F	3	Taylor Cooper	5-11	SR	6.2	3.0
F	4	Anriel Howard	5-11	SO	10.3	10.6
C	00	Khaalia Hillsman	6-5	JR	16.6	8.3
G	11	Curtyce Knox	5-7	RSR	11.1	9.4a
G	12	Danni Williams	5-10	SO	17.1	3.2

Stat Comparisons

(All Games)

Stat Check..... Florida.....Texas A&M

Record	14-15	19-10
FG%	44.7%	44.6%
3FG%	28.1%	37.9%
FT%	66.7%	76.1%
Points Per Gm	71.4	70.8
Points Allowed	68.3	63.7
FG% Defense	38.7%	41.5%
3FG% Defense	33.5%	37.9%
Scoring Margin	+3.2	+7.0
Reb Margin	+5.0	+7.1
Assists PG	14.7	16.4
Turnover Margin	19.0	-0.4
Steals PG	8.9	7.0
Blocks PG	3.8	3.0

Stat Comparisons

(SEC Games. ONLY)

Stat Check..... Florida.....Texas A&M

Record	5-11	9-7
FG%	42.3%	43.9%
3FG%	30.0%	41.0%
FT%	68.6%	79.1%
Points Per Gm	67.5	67.8
Points Allowed	72.8	66.2
FG% Defense	41.8%	43.1%
3FG% Defense	36.0%	32.0%
Scoring Margin	-5.3	+1.6
Reb Margin	+3.2	+4.0
Assists PG	18.4	15.7
Turnover Margin	-3.5	-2.1
Steals PG	7.2	5.7
Blocks PG	3.1	2.5

Florida vs. Texas A&M

7-Game Series: UF trails 1-6 (UF Home: 1-2; Away: 0-4; Neutral: 0-0)

Date	UF Rank	Opp Rank	Result	UF	Opp	Diff	Site	Code
Mar. 16, 1994	20	--	L	76	78	-2	A	45
Feb. 14, 2013	--	11/13	L	71	78	-7	A	
March 2, 2014	--	17/16	L	72	83	-11	H	
Feb. 22, 2015	--	15/15	L	46	66	-20	A	
Feb. 4, 2016	22	12/11	W	83	81	+2	H	
Jan. 15, 2017	--	RV	L	59	57	-8	H	
Feb. 2, 2017	--	RV	L	76	84	-8	A	

45 = NCAA Tournament - campus sites (College Station, Texas)

UF vs. Texas A&M: historic 1st game

Florida vs Texas A&M (94 NCAA FIRST ROUND)
03/16/94 at College Station, Texas

VISITORS: Florida (22-7)

##	Player Name	TOT-FG		3-PT		REBOUNDS		PF	TP	A	TO	BLK	S	MIN
		FG-FGA	FG-FGA	FT-FTA	OF	DE	TOT							
11	Cremeans, Kerry..... *	1-6	1-6	0-0	0	0	0	3	3	5	1	0	0	24
21	Milton, DeLisha..... *	4-7	0-0	3-5	4	8	12	3	11	1	1	1	1	31
25	Jones, Merlakia..... *	8-14	0-2	4-4	9	9	18	1	20	3	6	0	2	40
34	Butler, Amanda..... *	5-14	4-10	1-2	1	4	5	2	15	5	2	0	0	39
44	Davis, Takilya..... *	9-21	3-9	0-0	4	3	7	3	21	6	5	0	0	40
22	Parker, Crystal.....	2-5	0-0	0-0	0	1	1	3	4	2	2	1	0	17
45	Jones, Erica.....	1-1	0-0	0-0	0	0	0	2	2	0	1	0	0	9
TEAM.....						4		3		7				
Totals.....		30-68		8-27		8-11		22		28		50		17 76 22 18 2 3 200

TOTAL FG%	1st half: 12-33	.364	2nd half: 18-35	.514	Game: 44.1%	DEADB
3-Pt. FG%	1st half: 3-14	.214	2nd half: 5-13	.385	Game: 29.6%	REBS
F Throw %	1st half: 5-5	1.000	2nd half: 3-6	.500	Game: 72.7%	1

HOME TEAM: Texas A&M (22-7)

##	Player Name	TOT-FG		3-PT		REBOUNDS		PF	TP	A	TO	BLK	S	MIN
		FG-FGA	FG-FGA	FT-FTA	OF	DE	TOT							
20	Tucker, Lana..... *	3-4	0-0	0-0	0	1	1	0	6	1	1	0	1	23
22	Branch, Lisa..... *	4-18	0-6	7-7	0	5	5	1	15	11	2	1	5	40
23	Cerny, Kelly..... *	2-5	0-0	1-2	1	2	3	3	5	1	0	0	0	16
30	Burket, Beth..... *	2-4	0-0	0-0	0	0	0	0	4	2	0	0	0	12
54	McClelland, Martha..... *	8-13	0-0	6-6	4	5	9	2	22	1	0	0	0	34
10	Canada, Donyale.....	3-4	1-2	0-0	0	0	0	3	7	0	0	0	1	9
12	Williams, Andrea.....	1-1	0-0	0-0	0	0	0	0	2	3	2	0	0	17
24	Ford, Shanae.....	1-2	0-0	0-0	0	0	0	0	2	0	0	0	0	7
34	Nettles, Nikki.....	0-0	0-0	0-0	0	0	0	0	0	0	0	0	0	1
43	Ferguson, Bambi.....	3-5	1-1	0-1	0	0	0	2	7	1	0	0	0	14
51	Miller, Marianne.....	3-9	0-0	2-3	3	0	3	2	8	0	1	1	0	27
TEAM.....						2		5		7				
Totals.....		30-65		2-9		16-19		10		18		28		13 78 20 6 2 8 200

TOTAL FG%	1st half: 17-35	.486	2nd half: 13-30	.514	Game: 46.2%	DEADB
3-Pt. FG%	1st half: 2-6	.333	2nd half: 0-3	.000	Game: 22.2%	REBS
F Throw %	1st half: 5-7	.714	2nd half: 11-12	.917	Game: 84.2%	0

Officials: John Palermo, Carol Comanita

Technical fouls: Florida-None. Texas A&M (94 NCAA)-None. Attendance: 2573

Score by Periods	1st	2nd	Total
Florida.....	32	44	76
Texas A&M (94 NCAA).....	41	37	78

Texas A&M 78, Florida 76

March 16, 1994 * College Station, Texas * NCAA West - First Round

Florida, the No. 4 seed in the West, faced a tough Texas A&M squad on the road in the opening round of the NCAA Tournament in College Station, Texas.

The Lady Gators were unable to host the event due to a Rod Stewart concert scheduled in the O'Connell Center that weekend.

With the strong support of a vocal 2,573 fans, Texas A&M built an early lead and led by as many as 14 points in the first half before holding off a late Florida charge that tied the game with just over two minutes remaining to record a 78-76 upset over the visiting Lady Gators.

Florida was led by the efforts of junior Merlakia Jones, who played the entire 40 minutes. Jones, who scored 10 points and grabbed 12 rebounds in the first half alone and finished with 20 points and a career-high 18 boards, kept the Lady Gators in the game.

UF shot only 36% from the floor in the opening half and turned the ball over 13 times, allowing the Aggies to build a nine-point halftime lead.

With improved ball protection (five turnovers) and shooting 50 percent from the floor, UF mounted a comeback in the second half in an attempt to overcome A&M's upset bid

Trailing by three with 2:31 remaining in the contest, senior guard Kerry Cremeans hit her first three-pointer of the evening on an assist from fellow senior Amanda Butler to tied the score at 74. Takilya Davis hit a jumper to put Florida up for the first time, 76-74, since the opening minutes of the game, before Lisa Branch hit a layup to deadlock the score again.

With a chance to break the tie, Florida turned the ball over with :21 seconds remaining on the clock. On the final possession with :04 left in the game, Branch, who was fouled on a drive to the basket, hit a pair of free throws for the final margin of victory to give Texas A&M the upset win.

The game marked the final appearance for Lady Gator seniors Amanda Butler and Cremeans. Butler, who hit three bombs from beyond the three-point arc in the second half, finished with 15 points and five assists.

Freshman DeLisha Milton finished with a double-double, recording 11 points and 12 rebounds. Takilya Davis was Florida's leading scorer with 21 points.

2016-17 Gator Women's Basketball

Last 2 Meetings: Florida vs. Texas A&M

Official Basketball Box Score -- Game Totals -- Final Statistics

Florida vs Texas A&M

02/02/17 7 p.m. at College Station, Texas (Reed Arena)

Florida 76 • 11-11, 2-7 SEC

#	Player	Total		3-Ptr		Rebounds			PF	TP	A	TO	Blk	Stl	Min
		FG-FGA	FT-FGA	FG-FGA	FT-FGA	Off	Def	Tot							
00	Washington, Delicia	* 12-20	0-1	1-1	2	3	5	4	25	3	3	0	0	30	
01	Williams, Ronni	* 4-12	0-0	1-4	4	5	9	4	9	4	1	0	1	28	
11	Anderson, Dyandria	* 3-6	1-2	0-0	3	0	3	3	7	8	1	0	0	39	
22	Morang, Sydney	* 4-8	4-8	0-0	0	1	1	2	12	0	0	1	0	24	
44	Lorenzen, Haley	* 5-12	1-3	0-1	1	3	4	2	11	2	1	3	0	34	
05	Portakal, Elif	0-0	0-0	0-0	0	0	0	0	0	1	1	0	0	1	
15	Searcy, Sydney	0-0	0-0	0-0	0	0	0	0	0	1	1	0	0	3	
23	Copeland, Brooke	2-6	2-6	0-0	0	0	0	2	6	1	1	0	0	17	
24	Fleming, Tyshara	2-4	0-0	2-2	2	3	5	2	6	0	2	1	4	24	
Team					0	1	1								
Totals		32-68	8-20	4-8	12	16	28	19	76	20	11	5	5	200	

1st - FG %:	9-19	47.4%	2nd - 8-17	47.1%	3rd - 6-16	37.5%	4th - 9-16	56.3%	Game:	32-68	47.1%	Deadball Rebounds	2
3FG %:	2-4	50.0%	1-5	20.0%	3-7	42.9%	2-4	50.0%		8-20	40.0%		
FT %:	2-2	100.0%	0-1	0.0%	1-2	50.0%	1-3	33.3%		4-8	50.0%		

Texas A&M 84 • 16-6, 6-3 SEC

#	Player	Total		3-Ptr		Rebounds			PF	TP	A	TO	Blk	Stl	Min
		FG-FGA	FT-FGA	FG-FGA	FT-FGA	Off	Def	Tot							
00	Khaalia Hillsman	* 8-15	0-0	8-10	9	9	18	3	24	0	2	1	0	38	
03	Taylor Cooper	* 5-11	4-10	2-2	0	3	3	2	16	4	2	0	1	40	
05	Anriel Howard	* 6-12	0-0	1-2	3	7	10	3	13	2	2	0	2	30	
11	Curtyce Knox	* 4-8	0-1	2-2	1	2	3	1	10	13	4	1	3	40	
12	Danni Williams	* 3-13	1-5	9-9	2	2	4	0	16	1	1	1	1	40	
15	Jasmine Williams	0-0	0-0	0-0	0	0	0	1	0	0	0	0	0	2	
21	Jasmine Lumpkin	2-2	0-0	1-0	0	1	1	1	5	0	0	0	0	8	
24	Walnatia Wright	0-0	0-0	0-0	0	0	0	0	0	0	0	0	0	2	
Team					3	2	5								
Totals		28-61	5-16	23-27	18	26	44	11	84	20	11	3	7	200	

1st - FG %:	7-13	53.8%	2nd - 6-14	42.9%	3rd - 10-19	52.6%	4th - 5-15	33.3%	Game:	28-61	45.9%	Deadball Rebounds	3
3FG %:	0-2	0.0%	1-5	20.0%	2-3	66.7%	2-6	33.3%		5-16	31.3%		
FT %:	9-10	90.0%	6-7	85.7%	2-2	100.0%	6-8	75.0%		23-27	85.2%		

Officials: Tina Napier, Brian Hall, Michael Price
 Technical fouls: Florida-None. Texas A&M-None.
 Attendance: 3206

Score by periods	1st	2nd	3rd	4th	Total
Florida	22	17	16	21	76
Texas A&M	23	19	24	18	84

Last FG - UF 4th-00:29, TAMU 4th-00:29.
 Largest lead - UF by 4 1st-09:00, TAMU by 14 3rd-01:55.
 UF led for 07:20, TAMU led for 31:28. Game was tied for 01:12.

Game 22: Texas A&M 84, Florida 76

February 2, 2017 * Reed Arena * College Station, Texas

Freshman **Delicia Washington** scored a game-high 25 points to lead the Gators, who dropped an 84-76 decision to Texas A&M at Reed Arena Thursday evening.

Rebounding and an Aggie scoring run late in the third quarter were the keys to the game, as Florida dropped its second game this season to Texas A&M by single digits.

TAMU held a 44-28 rebounding advantage, Florida's largest rebound deficit of the year. 18 of the Aggies rebounds were on the offensive end.

It was a tough third quarter for the Gators, who were outscored, 24-16, during the frame. After **Haley Lorenzen** knocked down a three-pointer from the top of the arc, Texas A&M ripped off a game-changing 15-3 run, as Florida went from down two at 51-49, to trailing by 14 points, 66-52.

Washington ended the third with a three-point-play and the Gators were within 11 points entering the fourth quarter.

TAMU began the final frame with a three-pointer and extended its lead back to 14, before the Gators used a 9-0 spurt and cut their deficit to five points, 69-64. A turnover prevented an even longer run and the Aggies made them pay by scoring the next five points, with the second bucket appearing to be a dagger three that forced UF into a timeout.

The Gators never gave up and came out of the huddle with the next four points thanks to Washington and Lorenzen and were back within six, 74-68, with 3:39 remaining.

The FGs traded buckets, but Florida's two field goals were three-pointers, both by Gator freshman Sydney Morang, who knocked down her career-best fourth three-pointer of the game and Florida was within four points, 78-74, with 1:38 to go.

An Aggie miss on the other end gave Florida a chance to get even closer, but **Ronni Williams** missed two free throws with 61 seconds remaining and TAMU came down and knocked down a pair from the line for a six-point lead and 37 seconds on the clock.

TAMU came back with three more points and Florida just couldn't get any of its final shots to fall, as the Aggies continued to connect from the free throw in the final moments to secure the win.

First Half at a Glance

- There were five lead changes and three tied scores in the first 20 minutes of play.
- The game appeared to be tied heading into the halftime locker room, however, **Dyandria Anderson** was whistled for a foul on Danni Williams, who was launching a shot at the buzzer. Williams made all three free throws, while Anderson picked up her third foul and the Aggies held the 42-39 lead and the momentum.
- At first glance, it appeared the Gators were shooting the ball well, knocking down 47.2 percent (17-36) from the floor, however, Florida missed a number of bunnies inside.
- Biggest stat difference came at the free throw line, where Texas A&M was 15-17 and Florida just 2-3, with one attempt waved off due to a lane violation.
- Delicia Washington** led all scorers with 14 points.

Double-Digit Gators

- Delicia Washington: 25 points (12-20 FG, 1-1 FT) – second highest scoring game of career; third game with 20+ points
- Sydney Morang: 12 points (4-8 3FG) – career-high scoring
- Haley Lorenzen: 11 points (5-12 FG)

Double-Digit Aggies

- All five starters in double-figure scoring

News & Numbers of Note

- Thursday's game was Florida's 17th on the road this season.
- This was the second meeting this season between the Aggies and Gators. Texas A&M won the January 15 meeting - just 18 days ago - in Gainesville, 67-59.

Texas A&M vs Florida

01/15/17 1 p.m. ET at Gainesville, FL (Exactech Arena)

Texas A&M 67 • 14-4, 4-1 SEC

#	Player	Total		3-Ptr		Rebounds			PF	TP	A	TO	Blk	Stl	Min
		FG-FGA	FT-FGA	FG-FGA	FT-FGA	Off	Def	Tot							
05	Anriel Howard	r 2-11	0-0	0-0	1	8	9	0	4	1	0	0	0	40-	
01	Jasmine Lumpkin	r 2-6	0-0	2-2	0	3	3	0	6	3	2	0	2	18	
20	Khaalia Hillsman	c 5-5	0-0	5-6	2	7	9	4	15	1	2	3	1	38	
11	Curtyce Knox	g 5-10	4-5	2-2	0	1	1	4	16	5	9	0	2	40	
12	Danni Williams	g 9-16	5-9	2-2	0	2	2	2	25	2	3	0	2	40	
03	Taylor Cooper	0-1	0-1	1-2	3	3	6	1	1	5	1	0	1	22	
15	Jasmine Williams	0-0	0-0	0-0	0	0	0	0	0	0	0	0	0	0+	
24	Walnatia Wright	0-0	0-0	0-0	0	0	0	0	0	0	0	0	0	2	
Team					3	2	5								
Totals		23-49	9-15	12-14	9	26	35	11	67	17	18	3	8	200	

1st - FG %:	8-15	53.3%	2nd - 3-10	30.0%	3rd - 7-15	46.7%	4th - 5-9	55.6%	Game:	23-49	46.9%	Deadball Rebounds	1
3FG %:	4-5	80.0%	0-1	0.0%	3-6	50.0%	2-3	66.7%		9-15	60.0%		
FT %:	6-6	100.0%	3-4	75.0%	2-2	100.0%	1-2	50.0%		12-14	85.7%		

Florida 59 • 9-9, 0-5 SEC

#	Player	Total		3-Ptr		Rebounds			PF	TP	A	TO	Blk	Stl	Min
		FG-FGA	FT-FGA	FG-FGA	FT-FGA	Off	Def	Tot							
01	Williams, Ronni	r 11-19	0-0	0-0	1	5	6	3	22	3	0	1	2	35	
23	Copeland, Brooke	r 0-5	0-5	0-0	0	2	2	2	0	0	2	0	0	18	
44	Lorenzen, Haley	r 3-7	0-0	1-2	2	1	3	4	7	0	1	1	1	34	
00	Washington, Delicia	g 3-8	0-1	0-0	0	2	2	0	6	1	3	0	1	21	
11	Anderson, Dyandria	g 5-11	0-4	2-2	4	2	6	1	12	8	3	0	1	39	
15	Searcy, Sydney	1-3	0-1	0-0	0	1	1	2	2	0	0	0	0	12	
22	Morang, Sydney	2-5	2-5	0-0	0	0	0	0	6	0	0	0	0	19	
24	Fleming, Tyshara	2-4	0-0	0-1	1	2	3	2	4	1	1	3	3	22	
Team					3	3	6								
Totals		27-62	2-16	3-5	11	18	29	14	59	13	11	5	8	200	

1st - FG %:	11-17	64.7%	2nd - 6-14	42.9%	3rd - 4-14	28.6%	4th - 6-17	35.3%	Game:	27-62	43.5%	Deadball Rebounds	0
3FG %:	2-4	50.0%	0-3	0.0%	0-6	0.0%	0-3	0.0%		2-16	12.5%		
FT %:	0-0	0.0%	0-0	0.0%	3-4	75.0%	0-1	0.0%		3-5	60.0%		

Officials: Jesse Dickerson, Cameron Inouye, Ed Sidlasky
 Technical fouls: Texas A&M-None. Florida-None.
 Attendance: 2133

Score by periods	1st	2nd	3rd	4th	Total
Texas A&M	26	9	19	13	67
Florida	24	12	11	12	59

	In	Off	2nd	Fast	Bench
Points					
TAMU	20	13	14	2	1
UF	44	14	6	8	12

Last FG - TAMU 4th-02:37, UF 4th-00:13.
 Largest lead - TAMU by 15 4th-02:37, UF by 6 2nd-06:59.
 TAMU led for 25:38, UF led for 09:18. Game was tied for 05:04.

Score tied - 5 times.
 Lead changed - 4 times.

Game 18: Texas A&M 67, Florida 59

January 15, 2017 * Exactech Arena * Gainesville, Fla.

Florida converted four more shots than Texas A&M, however, nine of the Aggies were from beyond the three-point arc and they used that to their advantage in a hard fought, 67-59, decision against the Gators at Exactech Arena at the Stephen C. O'Connell Center Sunday afternoon.

Florida held a 36-35 halftime lead, the first time it has taken a lead into the locker room in a South-eastern Conference game this season, as there were three lead changes and four tied scores in the opening 20 minutes of action.

It was back and forth action to begin the second half and after Haley Lorenzen's jumper tied the score at 40 with 6:38 remaining in the third, Texas A&M mounted a 14-5 run over the next 5:01 for a 54-45 lead. Ronni Williams, who finished with a team-high 22 points on 11-of-19 shooting, ended the quarter's scoring with a layup and Florida was within seven points entering the fourth quarter.

Williams picked up where she left off and scored the first points of the final frame and the Gator deficit was down to five, 54-49, with 8:44 left.

The Aggies came right back, pounding the defensive glass that limited Florida's second chance opportunities, and used a 12-2 run on the offensive end over a 3:43 span to build a 66-51 lead with 2:37 remaining in the game.

Danni Williams, who leads the SEC scoring, knocked down eight points during that game deciding run, including a pair of three-pointers, as she led the Aggies from beyond the arc by converted 5-of-9 en route to a game-high 25 points.

Ronni and Danni ... Williams, that is

- The top two scorers in the SEC were on the court for today's game.
- Entering the game, TAMU's Danni Williams held a slight 17.8 points per game edge over UF's Ronni Williams' 17.4 points per game. They finished today's game with 25 and 22 points, respectively

2016-17 Gator Women's Basketball

First Horn

- The Gators earned the No. 11 seed in the 2017 Southeastern Conference Tournament that gets underway Wednesday, March 1 at Bon Secours Wellness Arena in Greenville, S.C.
- The Gators will play 14-seed Arkansas on the opening day at approximately 1:30 p.m. ET. That game is the second of the 11 a.m. ET session that features Alabama and Vanderbilt.
- The winner of the game between the Gators and Razorbacks will play 6-seed Texas A&M (19-10, 9-7 SEC) on Thursday at 8:30 p.m. ET
- SEC Network will broadcast every game in the first three rounds (the first 10 games) of the tournament, with Pam Ward & Gail Goostenkors calling the action on Florida's side of the bracket, with Gator great **Steffi Sorensen** serving as the sideline analyst throughout.

SEC Tournament Skinny

- This is the second time the SEC Tournament will be held in Greenville, S.C. The 2005 event was also played there; the Gators were the 8-seed and fell to 9-seed Alabama, 62-58.
- This is the third time the Gators are the No. 11 seed in the SEC Tournament. They sport a 1-2 record with that seed.
- Florida is **19-36 all-time record** in SEC Tournament games.
- In SEC Tournament games, Florida is 4-1 against Arkansas and has never played Texas A&M.

On the Line

- The winner of the 13-game tournament will receive the league's automatic bid to the NCAA Tournament.

Florida at the SEC Tournament

- Florida holds a **19-36 all-time record** in the SEC Tournament.
- Florida has played in the SEC Tournament quarterfinal round in five of the last six years, as well as in nine of the last 11 tournaments. If the Gators are to reach that round in 2017, they will have to win two games to do that – something Florida has accomplished just twice (1996, 1997) in its previous 36 appearances.
- The Gator's best finish was reaching the championship game in 1997, the team's lone appearance in the final.
- Current UF head coach Amanda Butler was an assistant coach on the 1997 Gator staff that year and current UF assistant coach Murriel Page was the starting forward and earned a spot on the All-Tournament Team.

Butler at the SEC Tournament

- The Gators are 5-9 at the SEC Tournament under Head Coach **Amanda Butler**.
- During her two seasons as an assistant coach at Florida, **Amanda Butler** helped the Gators reach the SEC Tournament semifinal round in 1996 and the championship game in 1997.
- During her four-year career as a starting point guard for the Gators (1990-94), Butler played in and started five SEC Tournament games, averaging 29.4 minutes, while

contributing 4.2 points, 3.0 assists and 2.6 steals.

Player Page at the SEC Tournament

- Current assistant coach **Murriel Page** was named to the 1996 and 1997 SEC All-Tournament Teams.
- She appeared in 10 SEC Tournament games from 1995-98, totaling 145 points (14.5 ppg) and 109 rebounds (10.9 rpg), while helping the Gators reach semifinals in 1996 and the championship game in 1997 – in what remains UF's lone appearance in the title game.

Give her The Present she wants!

- Head Coach **Amanda Butler** will celebrate her 45th birthday on Monday, March 6.
- The Gators are 2-1 in EIGHT years playing on Coach Butler's birthday.
- Wins included the 2014 second round against Mississippi State and during the 2008 first round versus South Carolina.
- Tennessee spoiled her day during the 2009 quarterfinal round.

Senior Day Success

- Florida's two seniors - **Tyshara Fleming** and **Ronni Williams** - enjoyed a great win in the final home game of their careers, helping the Gators defeat SEC rival Georgia, 65-58, on Sun., February 26.
- Fleming was the game's leading rebounder with nine.
- Williams was the game's leading scorer with 31.

First Degree

- There are six upperclassmen (juniors and seniors) on the roster, with several closing in on their respective bachelor's degrees (PROJECTED graduation semesters):
- **Ronni Williams** - Telecommunications – Media & Society (May 2017)
- **Tyshara Fleming** - African American Studies (Summer 2017)
- **Haley Lorenzen** - Event Management (Summer 2017)
- **Brooke Copeland** - Telecommunication-Production (Fall 2017)
- **Dyandria Anderson** - Telecommunication-News (Spring 2018)
- **Simone Westbrook** - African American Studies (Spring 2018)

Twice the Fun

- During the 2016-17 season's 16-game SEC schedule, the Gators played Georgia (their 'permanent' rival), Tennessee and Texas A&M twice.

Home-Sweet-Neutral Site

- Due to the \$64.5 million renovations to Florida's home arena to start the season, the Gators played their first 12 games on the road.
- The team posted an impressive **6-1 record on neutral site courts**, with the only loss coming against Indiana played in Winter Park, Fla. The Hoosiers have gone on to a successful regular season and have earned the No. 4 seed in the Big Ten Tournament.
- Florida finished 3-6 at home and 5-8 on away courts.

Numbers of Note

<<< POINTS >>>

- 16** points shy is **Haley Lorenzen (834)** of her 850th career point
- 15** points shy is **Sydney Morang (85)** of her 100th career point
- 38** point shy is **Ronni Williams (1,451)** of moving into sole possession of 12th place on UF's all-time scoring list [1,488 by Tiffany Travis (1996-00)]

<<< REBOUNDS >>>

- 29** rebounds shy is **Ronni Williams (801)** of catching Merlakia Jones' 830 rebounds - the 11th-most in UF history

<<< ASSISTS >>>

- 2** assists shy is **Dyandria Anderson (198)** of her 200th career assist

<<< BLOCKS >>>

- 4** blocks shy is **Ronni Williams (96)** of her 100th career block
- 2** blocks shy is **Haley Lorenzen (98)** of her 100th career block

<<< STREAKS & STUFF >>>

- 62** consecutive games with a 3-pointer (went 0-8 at Texas A&M, Feb. 22, 2015 and snapped a 156-game streak dated back to November 2010)
- 88** -game scoring streak by **Haley Lorenzen** (active team-best streak)
- 1** more **game started** by **Haley Lorenzen (74)** will be the 75th start of her career

What a Week for Williams!

During the week of January 24-30, senior **Ronni Williams** had the best two-game statistical week in program history!

In games against Tennessee (L, 84-75) and Vanderbilt (W, 93-73):

- **averaged** 37 points with 8.5 rebounds (**31 points vs. Tennessee; 43 vs. Vanderbilt**)
- She hit 58.5 percent of her shots from the floor, while she converted 26-of-30 free throws for an 86.7 percent accuracy mark. None of her field goals were three-pointers.
- In the road win at Vanderbilt, Williams also grabbed a season and game-high 14 rebounds for her sixth double-double of the season (19th of her career), while tying her career-high with four steals (a game-high) and dished a team-high-tying three assists.
- First SEC women's basketball player to drop 40+ Pts and 10+ Reb in a game since 2003
- Williams' offensive outburst in Nashville was the **third highest individual scoring total in program history**, just behind the 45 points from Quientella Bonner on January 22, 1977 and the 44 by Merlakia Jones on January 25, 1995.
- Became just the **sixth Gator with three or more 30-point games in a career**, joining Merlakia Jones (5), DeLisha Milton (4), Tammy Jackson (4), Vanessa Hayden (3) and Brandi McCain (3)
- Williams' 43 points were the **most by an SEC player** in any game this season.

**Associated Press Poll
February 27, 2017**

1	Connecticut (33)	825
2	Baylor	784
3	Notre Dame	755
4	Maryland	699
5	South Carolina	690
6	Mississippi State	619
	Oregon State	619
8	Florida State	561
9	Ohio State	550
10	Stanford	539
11	Washington	534
12	Texas	472
13	Duke	470
14	Louisville	411
15	UCLA	369
16	Miami (FL)	293
17	North Carolina State	265
18	DePaul	237
19	Oklahoma	230
20	Kentucky	177
21	Syracuse	170
22	Drake	128
23	Missouri	98
24	Kansas State	66
25	Temple	49

Others Receiving Votes: Creighton 41, Tennessee 31, Michigan 15, South Florida 12, Belmont 7, Green Bay 5, Arizona State 3, Colorado State 1.

**WBCA/USA Today Coaches' Poll
February 21, 2017**

1	Connecticut (32)	800
2	Mississippi State	760
3	Baylor	738
4	Notre Dame	692
5	Maryland	677
6	Stanford	574
7	South Carolina	559
8	Oregon State	553
9	Ohio State	532
10	Texas	507
11	Florida State	501
12	Washington	491
13	Duke	439
14	Louisville	435
15	UCLA	346
16	Oklahoma	321
17	Miami	255
18	DePaul	252
19	NC State	204
20	Temple	168
21	Syracuse	167
22	Drake	89
23	Arizona State	74
24	Michigan	61
25	Creighton	50

Others receiving votes: South Florida 39, Texas A&M 39, Kentucky 26, Missouri 14, Tennessee 9, Virginia 6, Marquette 4, Indiana 4, Kansas State 3, Tulane 2, West Virginia 2, Jacksonville 2, Little Rock 2, Elon 1, New Hampshire 1, Northwestern 1

**Florida Week-by-Week in the
2016-17 National Polls**

Week	WBCA/USA Today	
	AP	Coaches
Preseason	20 (8/12)	24 (7/12)
Nov. 14	19 (8/12)	23 (7/12)
Nov. 16	16 (6/10)	20 (7/11)
Nov. 21	16 (6/10)	20 (7/11)
Nov. 28	19 (7/10)	23 (7/10)
Dec. 5	23 (4/10)	25 (5/8)
Dec. 12	rv (5/9)	rv (5/8)
Dec. 19	rv (5/11)	rv (5/9)
Dec. 26	- (5/10)	- (5/10)
Jan. 2	- (5/9)	- (4/8)
Jan. 9	- (4/9)	- (4/9)
Jan. 16	- (5/9)	- (4/8)
Jan. 23	- (4/9)	- (4/8)
Jan. 30	- (5/9)	- (5/9)
Feb. 6	- (6/10)	- (6/9)
Feb. 13	- (4/8)	- (6/9)
Feb. 20	- (6/10)	- (5/10)
Feb. 27	- (6/8)	

(opponents in Top-25/total receiving votes)
BOLDFACE indicates 2016-17 opponent

Florida in the National Rankings

- All-time weeks in AP poll: **145**
- Highest AP ranking: 5, Nov. 24, 1997
- Highest Coaches' ranking: 5, 11/25/1997
- First AP ranking: 19, Dec. 26, 1983
- Last AP rank (prior to this season): 25, final 2015-16 poll
- Last Coaches' rank (prior to this season): 24, March 14, 2016

Florida vs. Arkansas: The Series

- **35-Game Series: UF leads 26-9** (UF Home: 12-3; Away: 10-5; Neutral: 4-1)
- The Gators won the regular season meeting against the Razorbacks, 57-53, on February 9 in Gainesville.
- Florida is 4-1 against Arkansas in the SEC Tournament, with the meeting a 64-59 Gator victory in the first round of the 2013 event played in Duluth, Ga.
- **Streak:** Florida has won the last three games in the series, as well as six of the last seven.
- **Trend:** Nine of the last 12 games in the series have been decided by single digits.

What Just Happened

- Florida snapped a three-game skid with a 65-58 victory over Georgia on Sunday in Gainesville.
- Arkansas dropped a 70-64 home decision to Auburn on Sunday for its 10th consecutive setback.

Notes from Florida's Last Game:

defeated GEORGIA, 65-58 (Feb. 26)

- UF's seniors led the way, as **Ronni Williams** scored and game-high 31 points and **Tyshara Fleming** collected a game-high nine rebounds.
- The Gators used a 15-6 run to close the game and secure their first win at home against Georgia since Feb. 19, 2012.
- The victory also marked just the fourth time in the 70-game series between the two teams the Florida has won consecutive games. The last time the Gators earned back-to-back wins against their Southeastern Conference rivals was during the 2003-04 season.
- Florida took the 76-68 decision in Athens on January 22.

- In what has become a classic tight rivalry game where entering Sunday's battle 15 of the last 16 meetings between the two teams have been decided by 11 points or less, this one followed that trend as it featured 11 tied scores and five lead changes.

What's Next for the Gators

- Florida must win two games at the SEC Tournament to guarantee a .500 overall record to be eligible for the WNIT postseason tournament.

First Time for Everything

- After Sunday's 31-point performance over Georgia, **Ronni Williams** ended the SEC season with a scoring average of 20.1 per league game and became the **first Gator ever to lead the SEC in scoring** - in league games or overall!

Williams in Rare Gator Company

- **Ronni Williams** led UF in scoring as a sophomore and junior and is doing so again this season.
- Only two other Gators have been the Gator's leading scorer in three different seasons: U.S. Olympian **Tammy Jackson** led the team in 1981-82, 1982-83 and 1984-85; and WNBA star **Merlakia Jones** was UF's leading scorer in 1991-92, 1993-94 and 1994-85.
- Williams will become the **first Gator ever** to lead the team in scoring in three consecutive seasons.

Gator Watch

- In addition to leading the Gators in scoring with 19.1 points per game (20.1 ppg in SEC games), **Ronni Williams** also leads the squad in rebounding (7.8 pg) and free

throw percentage (74.2%) and is second for assists (67) and field goal percentage (54.0%).

- With her **43-point, 14-rebound** effort against Vanderbilt (Jan. 29), she became the **first SEC player to drop 40 and 10 since in a game since the 2003 season!**
- Williams became the 24th Gator to score 1,000 career points, doing so on Dec. 3 vs. Long Beach State.
- She became the 15th Gator to collect 700 career rebounds, eclipsing the mark on January 5 at LSU.
- Scored her 1,400th career point in February 23 game at Tennessee.
- Collected her 800th career rebound in February 26 game vs. Georgia and became the ninth Gator to top the 1,400-point, 800-rebound marks.

Who's Hot

- Over the last TWO games, **Brooke Copeland** has converted 6-of-13 from the three-point arc (46.2%) and is averaging 10.5 points per game.
- In the last TWO games, **Tyshara Fleming** is averaging 9.0 rebounds per game.
- Over the last TWO games, **Ronni Williams** is averaging 26.5 points, hitting 55.6 percent from the field and 13-of-16 (81.3%) from the free throw line.

Work, Work, Work, Work, Work!

Year-by-Year improvements by **Ronni Williams**:

Year	Scoring	Rebounding	FT%	FG%
Freshman	8.1	5.5	55.2%	49.6%
Sophomore	10.3*	5.5	66.7%	42.4%
Junior	11.1*	7.8*	69.0%	51.8%
Senior	19.1*	7.8*	74.2%*	54.0%*

**team leader*

2016-17 Gator Women's Basketball

Last 2 have been Tight

- Florida's last two games entering the SEC Tournament featured a combined 14 lead changes and 19 tied scores, with the Gators coming away with a four-point road loss at Tennessee and a seven-point home win against Georgia.

Gripping Gators

- Get the Pepto ready if you're a fan of the Gators! Over the previous three-plus seasons, the team has played a **combined 59 games** decided by 10 points or less, with a **31-28 record**
- In 2016-17, the Gators are **5-9** in games decided 10 points or less (**4-7 SEC**).
- In 2015-16, Florida was **11-4** in games decided by **10 points or less, including 7-2 in SEC games**
- 2014-15: 14 of UF's 30 games (**5-9 record**)
- 2013-14: 17 games decided by 10 points or less (10-7 record).

The 2015-16 Quarterly Report

- Florida outscored or tied its opponent in **21 of 31 third quarters**
- The Gators won or tied the **fourth quarter** in **20 of 31 games**
- When UF led entering the fourth quarter, the Gators won every game except once - versus Albany in the NCAA First Round.

The 2016-17 Quarterly Report

- Florida has outscored its opponent in 51 of 112 quarters played this year (SIX tied quarters):
- First Quarter: 13-15-1
- Second Quarter: 10-16-3
- Third Quarter: 16-11-2
- Fourth Quarter: 19-10

Lorenzen's Limping

- Junior **Haley Lorenzen** was sidelined with a right ankle injury suffered with 2:50 remaining in the third quarter of the Feb. 16 home game against Missouri and was unable to play in UF's next game - at Kentucky, Feb. 19.
- She returned to the court a week after the injury, coming off the bench at Tennessee (Feb. 23), where she contributed 11 points with five rebounds in 26 minutes.
- It was just the second game Lorenzen has missed in her career, the first was during her freshman year on Feb. 8, 2015 at Tennessee (concussion).
- Lorenzen had started 36 consecutive games prior to missing the UK game.
- She has scored in every game she has played during her career.

Copeland Named to SEC Community Service Team

- Junior **Brooke Copeland** was honored with a spot on the SEC Community Service Team.
- This the 19th year for the SEC Community Service Team for women's basketball and Copeland has been Florida's honoree each of the last three seasons, tying **Sarah Lowe** (2004, 2005, 2006) as the only other three-time recipient in program history.
- Copeland and fellow 2017 SEC Community Service Team member Lianna Doty of Missouri, are two of only seven women all-time who have been three-time honorees in league history, joining Blanche Alverson

(Auburn), Rebecca Kates (Mississippi State), Rebecca Rowsey (Georgia), Sarah Lowe and Sarah Pfeifer (Arkansas).

Class Act vs. Georgia

- The January 22 win at Georgia marked UF's sixth win ever against the Lady Bulldogs in Athens.
- Ronni Williams** - UF's lone four-year senior - and the current junior class of **Dyandria Anderson, Brooke Copeland** and **Haley Lorenzen** became the only Gators in program history to have defeated Georgia twice in Athens during their career.

Opened with 9 ... Then had 10 ... Back to 9 ... Down to 8

- The Gators opened the season with a 12-player roster, however just nine suited up for the first four games of the 2016-17 campaign.
- During the fifth game (at Northwestern, Nov. 25), freshman **Sydney Morang** suited up and played three minutes. Morang had not played prior to this due to concussion symptoms. After undergoing months of testing and observation, she was cleared by physicians to finally play in a game.
- Testing showed that freshman **Elif Portakal** broke a bone in her foot and was ruled out of game action beginning Dec. 8 at Florida State. She missed 10 games and returned to the court Jan. 22 at Georgia. Her return marked **nine players** ready for action!
- In the days following the FSU game, then-leading scorer **Eleanna Christinaki** parted ways with the team, leaving the Gators with eight players for their Dec. 11 game against N.C. A&T.
- Senior **Simone Westbrook**, a member of the 2016 SEC All-Defensive Team, tore her ACL in August and will miss the season.
- Junior **Funda Nakkasoglu** joined the Gators from Utah State and must sit out the year per NCAA rules for transfers.

Worth the Wait!

- After 8,799 round-trip miles traveled via 13 bus trips, seven airplane flights, 11 different hotels and 12 games played over a 48-day span, the Gators finally played a home game!
- Florida played host to and defeated Southeastern Louisiana on December 28, 102-51, after patiently waiting for the \$64.5 million renovations to be completed on the newly renamed Exactech Arena at the Stephen C. O'Connell Center.

Welcome Back

- Freshman **Elif Portakal** had been sidelined with an injury and missed the last 10 games prior to entering the January 22 contest against Georgia at the 5:13 mark of the second quarter.
- She needed just nine seconds to make her presence felt, finding her way to the free throw line where she made her first attempt and finished the half with three points.
- She is UF's only true point guard on the roster without a season-ending injury.

Florida's Record by Game Location (State & Territories)

(entering SEC FIRST ROUND)

State/U.S. Territory Win . Loss

Alabama	20	33
Alaska	0	0
Arizona	2	3
Arkansas	12	9
California	5	8
Colorado	3	2
Connecticut	2	2
Delaware	0	0
District of Columbia	2	1
Florida	492	239
Georgia	19	58
Hawaii	2	1
Idaho	1	1
Illinois	3	5
Indiana	2	2
Iowa	0	1
Kansas	0	0
Kentucky	11	18
Louisiana	6	20
Maine	4	0
Maryland	0	0
Massachusetts	4	0
Michigan	1	1
Minnesota	0	0
Mississippi	23	27
Missouri	0	3
Montana	2	0
Nebraska	0	1
Nevada	3	2
New Hampshire	0	0
New Jersey	6	2
New Mexico	3	1
New York	3	2
North Carolina	6	6
North Dakota	0	0
Ohio	4	2
Oklahoma	1	0
Oregon	0	1
Pennsylvania	7	7
Rhode Island	3	1
South Carolina	13	9 <<<<
South Dakota	0	0
Tennessee	28	60
Texas	9	9
Utah	0	2
Vermont	0	0
Virgin Islands	0	2
Virginia	8	9
Washington	0	0
West Virginia	2	0
Wisconsin	4	1
Wyoming	0	0
Bahamas	4	2

Alma Mater/SEC Coaching Pride

- Seven of the 14 SEC head coaches have a degree from an SEC school, however, Florida's **Amanda Butler** and Tennessee's **Holly Warlick** are the only two SEC head coaches currently at the helm of the program of which they once played.
- Arkansas' Jimmy Dykes returned to coach his alma mater, but naturally didn't play for the women's hoops team.
- Georgia's Joni Taylor played college ball at Alabama.
- Kentucky's Matthew Mitchell is a graduate of Mississippi State.
- LSU's Nikki Fargas starred at Tennessee.
- Mississippi State's Vic Schaefer is a Texas A&M graduate.

2016-17 Gator Women's Basketball

Orange You Glad We Didn't Say Road Game Again?

- To celebrate their first home game of the year, as well as the completion of their 12-game season-opening road trip, the Gators wore special orange uniforms
- The last time the Gators wore orange uniforms was during the 2007-08 season, when the team logged a 5-1 record (4-0 at home, 1-0 away, 0-1 neutral site).
- The last home game the Gators wore orange uniforms was back on December 28, 2007, when Florida defeated Holy Cross, 66-52.

On the Road Again and again and again

- Florida played its **first 12 games on the road** due to the **\$64.5 million renovation** of the Exactech Arena at the O'Connell Center, which was completed in mid-December.
- During the season-opening road swing, the Gators will have traveled a total of **8,799 miles** without leaving the contiguous United States or playing in the Pacific Time Zone before playing host to Southeastern Louisiana in their home opener.

Planes, Trains and Automobiles

- **Tabulating the round trip mileage** before the Gators play their first home game of the season:
 - Nov. 11 in Jacksonville = 144 miles
 - Nov. 14 in Chattanooga, TN = 904 miles
 - Nov. 19 in Ocala = 76 miles
 - Nov. 22 to Nov. 25 from Jonesboro, Ark. (786), to Memphis, Tenn. (71), to Evanston, Ill. (551) 1,408 + 1,071 = 2,479 miles
 - Nov. 30 in Ocala = 76 miles
 - Dec. 3-4 in Tempe, Ariz. = 4,060 miles
 - Dec. 8 in Tallahassee = 312 miles
 - Dec. 11 in Panama City = 510 miles
 - Dec. 20-21 in Winter Park = 238 miles
- **TOTAL MILES TRAVELED: 8,799**

Williams Joins 1,000-Point Club

- **Ronni Williams** scored her 1,000th career point during the Dec. 3 game against Long Beach State with an offensive rebound put-back with 5:50 remaining in the second quarter that tied the game at 17.
- She entered the game with 994 career points, six shy of the 1,000-point milestone.
- Williams was playing in the 99th game of her career.
- The last Gator to top the plateau was Kayla Lewis (2010-12, 2013-15), who did so on Feb. 8, 2015 against Tennessee. Lewis ended her career with 1,063 points.
- Williams becomes the 24th Gator to score 1,000-plus points.

Final Four in Florida

- Florida's final four games of its season-opening 12-game road trip came within the borders of the Sunshine State.
- The final game of the adventure was December 21 against Florida A&M.

A Familiar Road Game for Two Freshmen

- Freshmen **Sydney Searcy** and **Delicia Washington** made their respective collegiate debuts just a few miles from their hometown!
- Searcy is from Ponte Vedra Beach - 23 miles from Jacksonville - and played her prep ball at Nease HS and was three-time first-team All-State, Class 6A
- Washington is from Glen St. Mary - approximately 33 miles from Jacksonville - and was two-time first-team All-State, Class 5A

Hometown Hero Returns

- Junior **Brooke Copeland** received the opportunity to play in front of a number of familiar faces when the Gators met Chattanooga on Mon., Nov. 14.
- Copeland is a native of nearby Cleveland, Tenn., located approximately 30 miles from Chattanooga.

First-Time Florida Foes

- There are five teams on UF's schedule that the Gators played for the first time.
- The other first-time foes: Chattanooga, Northwestern, Wofford, North Carolina A&T and Southeastern Louisiana.
- The Gators were 4-1 against those teams this year.

The Gators as a Ranked Team

- The Gators sport a 163-86 all-time record when playing as a ranked team.
- UF is just 9-21 when playing as a ranked team against another ranked team and playing on its opponent's home court.
- UF is 47-42 (3-3 this year) when playing as a ranked team on the road.

First Timers

- Of the 11 Gators on the current 2016-17 roster, five come from six different states and from three different countries - with five total being the first Gator ever from their state or country:
 - **Haley Lorenzen** is the first Gator from **Iowa**
 - **Tyshara Fleming** is the first from **Virginia**
 - **Simone Westbrook** is the first from **Arizona**
 - **Funda Nakkasoglu** is the first from **Australia**
 - **Elif Portakal** is the first from **Turkey**

Gators All-Time in the Preseason Top-25 National Rankings

- While Florida has received votes in national preseason polls multiple times in the program's history, this is just the seventh time in the top-25 at the beginning of the year since the 2001-02 season, when the team began the campaign No. 12 in the USA Today ranking and No. 13 in the Associated Press poll.
 - 1994-95: No. 14 in AP; No. 14 in USA Today
 - 1995-96: receiving votes in AP; No. 23 in USA Today
 - 1996-97: No. 21 AP; No. 21 in USA Today
 - 1997-98: No. 9 AP; No. 8 in USA Today
 - 1998-99: No. 22 AP; No. 20 in USA Today
 - 2001-02: No. 13 AP; No. 12 in USA Today
 - 2016-17: No. 20 AP; No. 24 in USA Today

2016-17 Numbers of Note

43

This is the **43rd season** Florida has sponsored a varsity women's basketball team.

Tied-2

Amanda Butler is in her 10th year at her alma mater and is tied for the **second-longest** active tenured head coach in the SEC behind **Texas A&M's Gary Blair**, who is in his 14th season. Kentucky's Matthew Mitchell also enters his 10th season [he was hired 10 days (April 23, 2007) after the Gators hired Butler (April 13, 2007)].

\$64.5

Florida's home court (with a new name) - Exactech Arena at the Stephen C. O'Connell Center - underwent a **\$64.5 million** renovation and opened for its first event (UF graduation) on Fri., Dec. 16.

12

Florida played its first **12 games** on the road due to the renovations to Exactech Arena.

8,799

The Gators hit the road during their pre-conference schedule, traveling **8,799 miles** before their first home game on Dec. 28 in their final non-SEC game.

Baby Gators - a.k.a. Florida's Signing Class

A complete group of five prep stars have officially signed a National Letter of Intent during the early period play basketball at the University of Florida.

A player who can excel at each of the five positions on the basketball court comprise the 2016-17 Signing Class:

- **Mikayla Hayes** (6-2, Forward, Brooklyn Park, Minnesota/Park Center HS) [name pronunciation: mih-KAY-la]
- **Tameria Johnson** (5-6, Point Guard, Ocala, Florida/West Port HS) [name pronunciation: tah-MAIR-ee-uh]
- **Karissa McLaughlin** (5-8, Guard, Ft. Wayne, Indiana/Homestead HS)
- **Priscilla Smeenge** (6-0, Forward, Celebration, Florida/Celebration HS) [name pronunciation: SMEENG]
- **Jalaysha Thomas** (6-2, Forward, Ocala, Florida/West Port HS) [name pronunciation: jah-LAY-shu]

Head Coach Amanda Butler on the Five:

"This is a very complete group on and off the floor. They all bring something special that is going to give them a chance to make an immediate impact on our team. Each individual meets a need and reinforces our team culture in her own unique way. Our TLC factor went up today. I love who each and every one of them are. Our future is extremely bright!"

Mikayla Hayes (6-2, Forward, Brooklyn Park, Minnesota/ Park Center HS)

[name pronunciation: mih-KAY-la]

- Senior Year (2016-17): nominee for 2017 McDonald's All American Game ... collected 1,000th career rebound
- Junior Year (2015-16): averaged 12.4 points, 10.2 rebounds and 3.8 blocks ... Career high 21 rebounds ... Career high 9 blocked shots ... Reached career milestones of 700 points & 300 rebounds in the same game ... Team Record and accomplishments: 22-8, NWSC Conference Champions, Section 5AAAA Champions ... Individual Recognition: Class AAAA Honorable Mention All-State NWSC All-Conference Star Tribune Preseason All-Metro
- Sophomore Year (2014-15): averaged 15.0 points, 9.0 rebounds, 3.8 blocks ... Led Park Center to the Class 3A state championship her sophomore year, when she scored a team-high 13 points in a 52-45 win against Marshall ... scored career high 29 points ... Team Record and accomplishments: 25-7, NWSC Conference Champs, Section 4AAA Champs, AAA State Champs ... Individual Recognition: Well Fargo State All-Tournament Team, AAA State Championship Player of the Game, Class AAA All-State, NWSC All-Conference, USA Today/American Family Insurance All Twin Cities Star Tribune Player of the Week
- Freshman Year (2013-14): averaged 10.3 points, 8.2 rebounds, 3.5 blocks ... key component in the Pirate's 73-71 triple-overtime win in the 2014 state title game and named to the All-Tournament Team ... Team Record and accomplishments: 26-5, Section 4AAA Champs, AAA State Champs ... Individual Recognition: Wells Fargo State All-Tournament Team, Star Tribune Player of the Week, Hardware Hank Athlete of the Week, NWSC Honorable Mention All-Conference ... 5 State Hoops AAU Player of the Year
- AAU/Travel Team: North Tartan Girls EYBL where she was coached by Gerard Coury and Greg Dietal
- Coach Butler on Hayes: "Mikayla Hayes will add a tremendous amount of size and improve our post presence. She's a great shot blocker and has surprising face-the-basket skills for her size. She is an all-around great person and is a fantastic fit to our program and our university."

Tameria Johnson (5-6, Point Guard, Ocala, Florida/West Port HS)

[name pronunciation: tah-MARE-ee-uh]

On the Court:

- 2016-17 updates: scored career-best 46 points with 10 rebounds and five steals in a game against East River (Jan. 20, 2017) ... 2017 McDonald's All American Game Nominee
- Junior Year (2015-16): 12.8 points and a county-best 7.0 steals ... Team Record and accomplishments: 20-9 – Regional Semifinals ... Individual Recognition: 2016 All-County First Team
- Sophomore Year (2014-15): averaged 9.9 points, 4.8 steals and led the county with 4.3 assists ... Team Record and accomplishments: 22-5 ... Individual Recognition: Ocala Star-Banner First Team, 2015 FABC/Source Hoops Girls All-State Team Class 8A Honorable Mention
- Freshman Year (2013-14): attended and played at Potter's House Christian Academy in Jacksonville
- Worth Noting: Played prep ball at West Port with fellow Gator signee Jalaysha Thomas, who also happens to be her cousin.
- History: Thomas and Johnson are the first female athletes from West Port HS to sign NCAA Division I scholarship papers.
- When She Became a Gator: verbally committed while standing on the sideline of the Gator football game against Ole Miss on October 3, 2015
- Coach Butler on Johnson: "Tameria is a dynamic and spirited point guard. I don't think there is another point guard like her in the 2017 class. She has a fearless spirit, very aggressive with the ball in her hands and very excited to be a Gator. I love her competitiveness."

Karissa McLaughlin (5-8, Guard, Ft. Wayne, Indiana/Homestead HS)

- Individual Career Highlights: 1,808 career points entering her senior season are also a school record ... School Record for Free Throw Percentage: 92% ... School Record Holder for Points in a Game: 39 ... School Record Holder for Points in a Season: 721 (entering senior year) Homestead HS Highlights with McLaughlin: 75-8 overall record ... 3 Sectional Championships ... 2 Regional Championships ... 1 Semi-State Championship ... 3 Conference Championships
- Senior Year (2016-17): set Homestead HS girls scoring record with 40 points vs. North Side, when she nailed 12-of-14 three-pointers (Jan. 20, 2017) ... 2017 McDonald's All American Game Nominee
- Junior Year (2015-16): averaged 24.9 points (721 total), 5.0 rebounds, 3.2 assists and 2.7 steals ... Team Record and accomplishments: 26-3 – Regional Champions, Summit Athletic Conference Regular Season Champions, Summit Athletic Holiday Tournament Champions ... Individual Recognition: Indiana Junior All-Star Core Team, Indiana All-State Supreme 15 Underclassmen, WPTA 21 Alive/Parkview Sports Medicine Player of the Year (NE Indiana), News Sentinel Player of the Year, Journal Gazette News Player of the Year, Summit Athletic Conference: Tiffany Gooden Award Winner – Given to the best basketball player (boys and girls combined) in the SAC, ICGSA (Indiana Coaches of Girls Sports Association) First Team

All-State, Summit Athletic Conference First Team

- Sophomore Year (2014-15): averaged 23.1 points (671 total), 4.1 rebounds, 3.0 assists and 2.0 steals ... Team Record and accomplishments: 26-3 - Semi-State Champions (State Runner-Up), Northeast Hoosier Conference Champions ... Individual Recognition: Indiana All-State Supreme 15 Underclassmen, ICGSA (Indiana Coaches of Girls Sports Association) First Team All-State, Northeast Hoosier Conference First Team, WPTA 21 Alive/Parkview Sports Medicine Player of the Year Finalist, News Sentinel First Team All-Area Team, Journal Gazette News First Team All-Area, WPTA 21 Alive Player of the Week
- Freshman Year (2013-14): averaged 16.6 points (416 total), 3.5 rebounds, 2.2 assists and 2.0 steals ... Team Record and accomplishments: 23-2 - Sectional Champions, Northeast Hoosier Conference Champions ... Individual Recognition: Indiana All-State Honorable Mention, Northeast Hoosier Conference First Team, News Sentinel First Team All-Area Team, Journal Gazette News First Team All-Area, WPTA 21 Alive Player of the Week
- Getting Them Ready: member of the Indiana Junior All-Star Core Group; plays two games against the Indiana Junior All-Star Team that helps prep for the big Indiana vs. Kentucky series
- AAU/Travel Team: Spiece Indy Gym Rats Silver – NIKE EYBL – the 2015 Nike EYBL National Runner-Up; coached by Danny Riego
- Coach Butler on McLaughlin: "Karissa is the best shooter in the 2017 class. She's also used to competing for championships. She's very well-rounded and will bring a winner's mentality to every day."

Priscilla Smeenge (6-0, Forward, Celebration, Florida/Celebration HS)

[name pronunciation: SMEENGE]

- Attended and played at Southlake Carroll High School in Texas, before her family moved at the end of the 2016 school year to Florida where she is concluding her prep career at Celebration (FL) High School
- Of Note: Father is Joel Smeenge, the current head football coach of Celebration High School and an 11-year NFL defense end, who played with the New Orleans Saints and Jacksonville Jaguars
- On the Court at Celebration (FL) High School
- Senior Year (2016-17): nominee for 2017 McDonald's All American Game
- On the Court at Southlake Carroll (TX) High School:
- Career Honors: First Team All-District 2014, '15, '16 ... Second Team All-State 2016 ... Academic All-District 2014, '15, '16 ... Team Captain (junior year 2015-2016) ... Led team in scoring in rebounding during the 2015-16 season ... 2015 District Newcomer of the Year
- Junior Year (2015-16): averaged 14.5 points, 7.4 rebounds, 2.7 assists and 2.7 steals
- Sophomore Year (2014-15): averaged 13.8 points, 5.0 rebounds, 1.5 assists and 2.5 steals
- Freshman Year (2013-14): averaged 6.3 points, 4.0 rebounds, 1.1 assists and 1.3 steals
- Coach of Note: Teri Morrison (Southlake Carroll)
- AAU/Travel Team: Cy-Fair coached by Jason Wallen and Earl Allen
- Onto the Track: ran track her freshman year (200 meters, 400 meters, 4x200 relay) and plans to participate again her senior season
- Runs in the Family: Her father Joel Smeenge played 11 seasons in the NFL (1990-2000) - played college football at Western Michigan University ... cousin, Isaac Nauta, is currently a freshman tight end at the University of Georgia
- Coach Butler on Smeenge: "Priscilla is extremely athletic and versatile. She can shoot the ball and play multiple positions. She is going to fit perfectly into our style or running, pressing and playing tone-setting basketball. She's a tremendous young lady, on and off the court and I'm thrilled to coach her."

Jalaysha Thomas (6-2, Forward, Ocala, Florida/West Port HS)

[name pronunciation: jah-LAY-shu]

- On the Court:
- Senior Year (2016-17): scored her 1,000th career point during win vs. Forest (Jan. 9, 2017) ... nominee for 2017 McDonald's All American Game
- Junior Year (2015-16): averaged 16.0 points and a county-best 17.7 rebounds ... Team Record and accomplishments: 20-9 – Regional Semifinals ... Individual Recognition: 2016 Ocala Star-Banner Player of the Year
- Sophomore Year (2014-15): averaged 13.6 points, 6.4 rebounds ... led the county with 60 blocked shots ... Team Record and accomplishments: 22-5 ... Individual Recognition: Ocala Star-Banner First Team, 2015 FABC/Source Hoops Girls All-State Second Team Class 8A
- Freshman Year (2013-14): attended and played at Potter's House Christian Academy in Jacksonville
- Worth Noting: Played prep ball at West Port with fellow Gator signee Tameria Johnson, who also happens to be her cousin.
- History: Thomas and Johnson are the first female athletes from West Port HS to sign NCAA Division I scholarship papers.
- AAU/Travel Team: FGB
- When She Became a Gator: verbally committed while standing on the sideline of the Gator football game against Ole Miss on October 3, 2015
- Coach Butler on Thomas: "Jalaysha is one of those players that every team needs. She's solid, catches every pass. She can impact the game a lot of ways. She is going to be a player who will contribute in a lot of different lineups, and will also fortify our post play. I'm excited about all the ways she makes us better."

2016-17 Gator Women's Basketball



Head Coach Amanda Butler

Amanda Butler at a Glance

Personal

Full Name: Amanda Kay Butler

Hometown: Mt. Juliet, Tenn.

Born: March 6, 1972

Education

College: University of Florida (B.S. in Exercise and Sport Sciences, 1995; Master of Exercise and Sport Sciences, 1997)

High School: Mt. Juliet H.S. (1990 graduate)

Butler's Head Coaching Record

Year	School	Record	Conference	Home	Postseason
2005-06	Charlotte	21-9	13-3 (T-1st)	13-2	WNIT; A-10 Co-Champs
2006-07	Charlotte	19-13	9-5 (4th)	13-2	WNIT Second Round
2007-08	Florida	19-14	6-8 (T-7th)	14-5	WNIT Round of 16
2008-09	Florida	24-8	9-5 (T-4th)	14-1	NCAA Second Round
2009-10	Florida	15-17	7-9 (T-7th)	10-7	WNIT Second Round
2010-11	Florida	20-15	7-9 (8th)	12-4	WNIT Round of 16
2011-12	Florida	20-13	8-8 (8th)	13-3	NCAA Second Round
2012-13	Florida	22-15	6-10 (T-8th)	11-5	WNIT Semifinals
2013-14	Florida	20-13	8-8 (5th)	12-4	NCAA Second Round
2014-15	Florida	13-17	5-11 (T-11)	8-9	--
2015-16	Florida	22-9	10-6 (T-4th)	13-2	NCAA First Round
2016-17	Florida	14-15	5-11	3-6	TBA
Total (12th Year)		229-158	93-93	136-50	10 Postseason Berths
at Florida (10th Yr)		189-136	71-85	109-46	8 Postseason Berths
at Charlotte (2)		40-22	26-9	26-5	2 Postseason Berths

Individual Gator Accolades Under Butler

*All-SEC Selections: 9 athletes

*All-SEC Freshman Team Honorees: 6 athletes

*SEC Academic Honor Roll: 21 athletes, 38 honors

*SEC Freshman Academic Honor Roll: 6 athletes

*Additional Awards Achieved: SEC 6th Woman of the Year, SEC All-Defensive Team (2)

Butler's Playing Experience

College: Univ. of Florida, Four-year starting guard (1990-94)

1993 & 1994 NCAA Berths were first two in program history



**Asst. Coach
Bill Ferrara**



**Asst. Coach
Shimmy Gray-Miller**



**Asst. Coach
Murriel Page**

Coach Butler All-Time Series' Records

	Overall (at UF)	Home	Away	Neutral
Alabama A&M	1-0 (1-0)	1-0 (1-0)	0-0	0-0
Alabama Birmingham (UAB)	2-0 (2-0)	1-0 (1-0)	1-0 (1-0)	0-0
Alabama State	1-0 (1-0)	1-0 (1-0)	0-0	0-0
Alabama	10-3 (10-3)	6-1 (6-1)	4-2 (4-2)	0-0
Albany	0-1 (0-1)	0-0	0-0	1-0 (0-1)
Appalachian State	1-0	1-0	0-0	0-0
Arizona State	1-2 (1-2)	0-0	0-1 (0-1)	1-1 (1-1)
Arkansas State	3-0 (2-0)	2-0 (1-0)	2-0 (1-0)	0-0
>>>> Arkansas	12-3 (11-3)	6-1 (6-1)	4-2 (4-2)	2-0 (2-0)
Auburn	8-6 (8-6)	5-1 (5-1)	2-3 (2-3)	1-2 (1-2)
Ball State	1-1 (1-0)	0-0	0-0	1-1 (1-0)
Baylor	0-1 (0-1)	0-0	0-0	0-1 (0-1)
Belmont	1-0 (1-0)	0-0	0-0	0-0
Bethune-Cookman	1-0 (1-0)	0-0	0-0	0-0
Brown	0-1 (0-1)	0-0	0-1 (0-1)	0-0
Central Florida (UCF)	2-0 (2-0)	1-0 (1-0)	0-0	1-0 (1-0)
Central Michigan	1-0 (1-0)	1-0 (1-0)	0-0	0-0
Charleston Southern	2-0 (2-0)	2-0 (2-0)	0-0	0-0
Charlotte	3-1 (3-1)	1-0 (1-0)	1-1 (1-1)	1-0 (1-0)
Chattanooga	1-0 (1-0)	0-0	1-0 (1-0)	0-0
Clemson	1-0	0-0	1-0	0-0
Colorado	1-1 (1-0)	0-0	1-1 (1-0)	0-0
Connecticut	0-1 (0-1)	0-0	0-1 (0-1)	0-0
Coppin State	1-0 (1-0)	1-0 (1-0)	0-0	0-0
Davidson	1-1	1-0	0-1	0-0
Dayton	3-0 (1-0)	1-0	1-0	1-0 (1-0)
DePaul	0-1 (0-1)	0-0	0-1 (0-1)	0-0
Drexel	0-1 (0-1)	0-0	0-1 (0-1)	0-0
Duquesne	3-1 (1-0)	2-0 (1-0)	1-0	0-1
Eastern Washington	0-1 (0-1)	0-1 (0-1)	0-0	0-0
Fairfield	1-0 (1-0)	1-0 (1-0)	0-0	0-0
Florida A&M	3-1 (3-1)	2-1 (2-1)	0-0	1-0 (1-0)
Florida Gulf Coast	3-1 (3-1)	2-0 (2-0)	1-1 (1-1)	0-0
Florida International	3-0 (3-0)	1-0 (1-0)	2-0 (2-0)	0-0
Florida State	3-7 (3-7)	2-3 (2-3)	1-4 (1-4)	0-0
Florida	0-1	0-1	0-0	0-0
Fordham	2-0	1-0	1-0	0-0
George Washington	0-2	0-1	0-1	0-0
Georgetown	2-0 (2-0)	1-0 (1-0)	1-0 (1-0)	0-0
Georgia State	1-0 (1-0)	1-0 (1-0)	0-0	0-0
Georgia	7-13 (7-13)	5-5 (5-5)	2-8 (2-8)	0-0
Hampton	1-1 (1-1)	1-0 (1-0)	0-1 (0-1)	0-0
Harvard	1-0 (1-0)	1-0 (1-0)	0-0	0-0
High Point	1-1 (0-1)	1-1 (0-1)	0-0	0-0
Holy Cross	2-0 (2-0)	2-0 (2-0)	0-0	0-0
Houston	2-0	1-0	1-0	0-0
Indiana	0-1 (0-1)			0-1 (0-1)
Illinois State	0-1 (0-1)	0-0	0-0	0-1 (0-1)
Jacksonville	3-1 (3-1)	3-0 (3-0)	0-1 (0-1)	0-0
James Madison	2-0 (1-0)	1-0	1-0 (1-0)	0-0
Kennesaw State	2-0 (2-0)	1-0 (1-0)	1-0 (1-0)	0-0
Kentucky	4-11 (4-10)	3-2 (3-2)	1-6 (1-6)	0-3 (0-3)
La Salle	3-1 (2-0)	1-0	1-1 (1-0)	1-0 (1-0)
Long Beach State	1-0 (1-0)	0-0	0-0	1-0 (1-0)
Longwood	1-0 (1-0)	1-0 (1-0)	0-0	0-0
Louisville	0-1 (0-1)	0-0	0-1 (0-1)	0-0
Loyola Marymount	1-0	0-0	1-0	0-0
LSU	5-7 (4-7)	3-3 (3-3)	2-4 (2-4)	0-0
Maryland, BC (UMBC)	1-0 (1-0)	1-0 (1-0)	0-0	0-0
Massachusetts	2-0	1-0	1-0	0-0
Miami (FL)	0-1 (0-1)	0-0	0-1 (0-1)	0-0
Miami (OH)	1-0 (1-0)	1-0 (1-0)	0-0	0-0
Michigan	0-2 (0-2)	0-1 (0-1)	0-1 (0-1)	0-0

	Overall (at UF)	Home	Away	Neutral
Minnesota	0-1	0-0	0-1	0-0
Mississippi State	9-4 (9-4)	5-1 (5-1)	3-3 (3-3)	1-0 (1-0)
Mississippi	7-3 (7-3)	2-3 (2-3)	5-0 (5-0)	0-0
Missouri	0-5 (0-5)	0-2 (0-2)	0-3 (0-3)	0-0
Murray State	1-0	1-0	0-0	0-0
N.C. A&T	1-0 (1-0)		1-0 (1-0)	
N.C. State	3-1 (3-1)	1-0 (1-0)	1-1 (1-1)	1-0 (1-0)
Nebraska	0-1 (0-1)	0-0	0-1 (0-1)	0-0
North Florida	4-0 (4-0)	4-0 (4-0)	0-0	0-0
Northern Iowa	1-0 (1-0)	0-0	0-0	1-0 (1-0)
Northwestern	0-1 (0-1)		0-1 (0-1)	
Ohio State	1-0 (1-0)	0-0	0-0	1-0 (1-0)
Ohio Univ.	2-0 (2-0)	1-0 (1-0)	1-0 (1-0)	0-0
Old Dominion	3-1 (2-0)	2-1 (1-0)	1-0 (1-0)	0-0
Oregon State	1-0 (1-0)	0-0	0-0	1-0 (1-0)
Pacific	1-1 (1-1)	1-0 (1-0)	0-1 (0-1)	0-0
Penn State	0-1 (0-1)		0-1 (0-1)	
Pittsburgh	1-1 (1-1)	1-0 (1-0)	0-1 (0-1)	0-0
Prairie View A&M	1-0 (1-0)	1-0 (1-0)	0-0	0-0
Providence	1-0 (1-0)	0-0	0-0	1-0 (1-0)
Rhode Island	1-1	1-0	0-1	0-0
Richmond	2-1	1-0	1-0	0-0
Robert Morris	2-0 (2-0)	2-0 (2-0)	0-0	0-0
Rutgers	0-2 (0-2)	0-0	0-1 (0-1)	0-1 (0-1)
Saint Francis -PA	3-0 (2-0)	3-0 (2-0)	0-0	0-0
Saint Joseph's	1-2	1-0	0-1	0-1
Saint Louis	5-0 (1-0)	3-0 (1-0)	2-0	0-0
Samford	1-0 (1-0)	1-0 (1-0)	0-0	0-0
San Francisco	1-0 (1-0)	0-0	1-0 (1-0)	0-0
Savannah State	3-1 (3-1)	3-0 (3-0)	0-1 (0-1)	0-0
South Alabama	3-0 (3-0)	0-0	1-0 (1-0)	2-0 (2-0)
South Carolina	6-9 (6-9)	2-5 (2-5)	3-4 (3-4)	1-0 (1-0)
South Florida	1-0 (1-0)	1-0 (1-0)	0-0	0-0
Southeastern Louisiana	(W, 1-0)	0-0	0-0	0-0
Southern Illinois	1-0 (1-0)	0-0	0-0	1-0 (1-0)
Southern	2-0 (2-0)	2-0 (2-0)	0-0	0-0
St. Bonaventure	2-0	1-0	1-0	0-0
St. John's	1-2 (1-2)	1-0 (1-0)	0-1	0-1 (0-1)
St. Louis	5-0 (5-0)	5-0 (5-0)	0-0	0-0
TCU	1-0 (1-0)	1-0 (1-0)	0-0	0-0
Temple	3-3 (3-1)	0-1	1-2 (1-1)	2-0 (2-0)
Tennessee State	1-0 (1-0)	1-0 (1-0)	0-0	0-0
Tennessee	2-15 (2-15)	1-5 (1-5)	1-6 (1-6)	0-3 (0-4)
Texas A&M	1-5 (1-5)	1-2 (1-2)	0-3 (0-3)	0-0
Troy	2-0 (2-0)	1-0 (1-0)	1-0 (1-0)	0-0
Tulsa	1-0	0-0	0-0	1-0
U.S. Naval Academy	1-0 (1-0)	0-0	0-0	1-0 (1-0)
UCLA	0-1	0-0	0-0	0-1
UNC Greensboro	1-0	1-0	0-0	0-0
UNC Wilmington	1-0	0-0	1-0	0-0
Vanderbilt	5-8 (5-8)	1-5 (1-5)	4-3 (4-3)	0-0
Vermont	1-0 (1-0)	1-0 (1-0)	0-0	0-0
Virginia Tech	1-2 (1-1)	1-0 (1-0)	0-1 (0-1)	0-0
Virginia	0-1	0-0	0-1	0-0
Western Kentucky	0-2	0-0	0-2	0-0
Winthrop	3-0 (1-0)	2-0	1-0 (1-0)	0-0
Wisconsin	1-1 (1-1)	0-1	1-0 (1-0)	0-0
Wofford	1-0 (1-0)			1-0 (1-0)
Wyoming	0-1	0-0	0-0	0-1
Xavier	4-0 (1-0)	3-0 (1-0)	1-0	0-0
Overall (12th Year):	229-158	136-50	65-87	27-21
at Florida (10th Year):	189-135	109-46	52-74	26-16
Conference (at UF):	93-93 (71-85)	52-41 (39-39)	41-48 (32-47)	0-0 (0-0)

2015-16 University of Florida Gator Basketball Roster

Numerical Roster

No.	Name	POS	CL	HT	Hometown (High School/Prior University)
00	Delicia Washington	G	Fr.	5-10	Glen St. Mary, Fla. / Baker County
1	Ronni Williams	F	Sr.	6-0	Daytona Beach, Fla. / Atlantic
3	Funda Nakkasoglu ^A	G	Jr.	5-8	Hampton, Australia / St. Leonard's/Utah State University
5	Elif Portakal	G	Fr.	5-9	Istanbul, Turkey / Ugur
11	Dyandria Anderson	G	Jr.	5-10	Viera, Fla. / Viera
15	Sydney Searcy	G	Fr.	5-7	Ponte Vedra Beach, Fla. / Nease
20	Simone Westbrook	G	Sr.	5-8	Chandler, Az. / Chandler HS/ Northwest Fla. State College
22	Sydney Morang	G/F	Fr.	5-10	New Providence, N.J. / New Providence
23	Brooke Copeland	F	Jr.	6-2	Cleveland, Tenn. / Bradley Central
24	Tyshara Fleming	C	Sr.	6-4	Virginia Beach, Va. / Salem HS/ Northwest Fla. State College
44	Haley Lorenzen	F	Jr.	6-3	Iowa City, Iowa / Iowa City

Alphabetical Roster

No.	Name	POS	CL	HT	Hometown (High School/Prior University)
11	Dyandria Anderson	G	Jr.	5-10	Viera, Fla. / Viera
23	Brooke Copeland	F	Jr.	6-2	Cleveland, Tenn. / Bradley Central
24	Tyshara Fleming	C	Sr.	6-4	Virginia Beach, Va. / Salem HS/ Northwest Fla. State College
44	Haley Lorenzen	F	Jr.	6-3	Iowa City, Iowa / Iowa City
22	Sydney Morang	G/F	Fr.	5-10	New Providence, N.J. / New Providence
3	Funda Nakkasoglu ^A	G	Jr.	5-8	Hampton, Australia / St. Leonard's/Utah State University
5	Elif Portakal	G	Fr.	5-9	Istanbul, Turkey / Ugur
15	Sydney Searcy	G	Fr.	5-7	Ponte Vedra Beach, Fla. / Nease
20	Simone Westbrook	G	Sr.	5-8	Chandler, Az. / Chandler HS/ Northwest Fla. State College
00	Delicia Washington	G	Fr.	5-10	Glen St. Mary, Fla. / Baker County
1	Ronni Williams	F	Sr.	6-0	Daytona Beach, Fla. / Atlantic

^Asitting out season per NCAA rules for transfer students

Coaching Staff

Head Coach: Amanda Butler (Florida: B.S. 1995, Master's 1997) - 10 year at UF / 12th overall
Assistant Coaches: Bill Ferrara (Florida: B.S. 2003, Master's 2005) - second year
 Shimmy Gray-Miller (Michigan: B.S. 1994) - second year
 Murriel Page (Florida: B.S. 1998) - seventh year



Support Staff

Director of Basketball Operations: Serena Wilson (Florida: B.S., 2008; Master's, 2010)
Program Coordinator: Shellie Greenman (Emory and Henry College: B.A., 1988; Virginia Tech: Master's, 1990)
Video Coordinator: Ryan Gensler (Saint Joseph's B.A. 2009; Providence, Master's 2011)
Strength & Conditioning Coordinator: Tyler Stuart (Anderson University: B.S., 2007)
Athletic Trainer: John "JB" Barrett (Mississippi State: B.S., 1997; Master's, 1999)
Academic Advisor: Garon Rowland (Oklahoma, 1997, Master's 2001)
Communications: Kathy Cafazzo (Penn State: B.S., 1993)
Athletic Trainer (GA): Amy Toner
Athletic Training Student: Michael Norder
Video Assistants: Kerry Connolly, Adam Jaffe, Cameron Kinzer, Allison Sanders

Geographic Breakdown

Arizona (1)
 Simone Westbrook – Chandler

Florida (3)
 Dyandria Anderson – Viera
 Sydney Searcy – Ponte Vedra Beach
 Delicia Washington – Glen St. Mary
 Ronni Williams – Daytona Beach

Iowa (1)
 Haley Lorenzen – Iowa City

New Jersey (1)
 Sydney Morang – New Providence

Tennessee (1)
 Brooke Copeland – Cleveland

Virginia (1)
 Tyshara "Ty" Fleming – Virginia Beach

Australia (1)
 Funda Nakkasoglu – Hampton

Turkey (1)
 Elif Portakal – Istanbul

Eligibility Breakdown

Seniors (3)
 Ty Fleming
 Simone Westbrook
 Ronni Williams

Juniors (3)
 Dyandria Anderson
 Brooke Copeland
 Haley Lorenzen

Sophomores (0)
 -

Freshmen (4)
 Sydney Morang
 Elif Portakal
 Sydney Searcy
 Delicia Washington

Not Eligible in 2016-17
 Funda Nakkasoglu (junior eligibility in 2017-18)

Pronunciation Guide:

- DYANDRIA Anderson dee-ANN-dree-uh
- TYSHARA Fleming tie-SHEER-uh
- Sydney MORANG
-mur-RANG (like meringue pie)
- FUNDA NAKKASOGLU
-FOON-da knock-a-SO-glue
- ELIF PORTAKAL ee-LEAF POOR-ta-call
- Sydney SEARCY SIR-see
- DELICIA Washington dah-LEE-shuh


2016-17 Gator Women's Basketball




#00
Delicia Washington
 da-LEE-shu
 5-10 * FR * Guard
 Glen St. Mary, Fla.



#1
Ronni Williams
 6-0 * SR * Guard/ Forward
 Daytona Beach, Fla.



#3
Funda Nakkasoglu
 FOON-da knock-a-SO-glu
 5-7 * JR * Guard
 Hampton, Australia



#5
Elif Portakal
 ee-LEAF POOR-ta-call
 5-9 * FR * Guard
 Istanbul, Turkey



#11
Dyandria Anderson
 dee-ANN-dree-uh
 5-10 * JR * Guard
 Viera, Fla.



#15
Sydney Searcy
 SIR-see
 5-7 * FR * Guard
 Ponte Vedra Beach, Fla.



#20
Simone Westbrook
 5-8 * SR * Guard
 Chandler, Ariz.



#22
Sydney Morang
 mur-RANG (like meringue pie)
 5-10 * FR * Guard/Forward
 New Providence, N.J.



#23
Brooke Copeland
 6-2 * JR * Forward
 Cleveland, Tenn.



#24
Tyshara Fleming
 tie-SHEER-uh
 6-4 * SR * Center
 Virginia Beach, Va.



#44
Haley Lorenzen
 6-3 * JR * Forward
 Iowa City, Iowa



Amanda Butler
Head Coach
 10th Year at UF; 12th Overall



Bill Ferrara
Assistant Coach
 Second Year at UF



Shimmy Gray-Miller
Assistant Coach
 Second Year at UF



Murriel Page
Assistant Coach
 Seventh Year at UF

TEAM SUPERLATIVES, OVERTIME GAMES AND STREAKS

MISCELLANEOUS TEAM RECORDS

Consecutive Wins				
Gms	Began	Ended	Broken by	Score
15	11/17/08	1/11/09	Auburn	81-65
12	11/16/15	1/3/16	Mississippi St.	76-70
12	12/20/93	2/6/94	Vanderbilt	82-65
11	11/27/05	1/8/06	Georgia	89-70
9	11/30/13	1/12/14	LSU	82-68
9*	11/17/00	12/22/00	Colorado	92-62
9*	11/24/95	12/19/95	Illinois	67-53
9*	11/28/84	12/20/84	Pittsburgh	72-68
9*	11/26/83	1/4/84	Vanderbilt	86-77

*also season-opening win streaks

Consecutive Conference Wins				
Gms	Began	Ended	Broken by	Score
7	1/15/09	2/13/09	Vanderbilt	84-68
6	1/18/01	2/11/01	Tennessee	103-73
5	1/18/04	2/12/04	Miss. State	88-76
5	1/4/97	1/29/97	Georgia	86-73
5	2/8/95	3/4/95	Georgia	88-71
5	1/4/94	2/6/94	Vanderbilt	82-65
4	1/13/02	1/31/02	Tennessee	86-66
4	1/5/79	1/29/79	Vanderbilt	67-65
4	1/28/98	2/14/98	Alabama	73-51

Consecutive Home Wins				
Gms	Began	Ended	Broken by	Score
21	3/14/97	12/21/98	Purdue	84-76
20	12/12/93	2/1/95	Tennessee	76-69
16	1/30/00	2/11/01	Tennessee	103-73
15	1/15/12	1/13/13	Tennessee	78-75
14	3/24/08	2/19/09	Arkansas	83-74
9	3/18/10	1/13/11	Tennessee	40-83
9	11/27/05	1/12/06	Kentucky	80-65
8	11/16/15	1/3/16	Mississippi St.	76-70
8	12/26/07	1/24/08	Georgia	82-55
8	2/14/02	1/12/03	Georgia	105-62

7-twice, last during 1996-97 season

Consecutive Non-Conference HOME Wins				
Gms	Began	Ended	Broken by	Score
32	12/31/91	12/4/96	Georgetown	78-75
21	2/9/83	12/16/85	East Carolina	56-55
17	11/9/07	11/17/09	Florida State	66-62
17	11/14/11	11/21/13	Florida State	76-68
15	2/10/88	1/16/90	Miami	85-73
14	11/16/01	12/30/03	Baylor	71-54
11	12/28/09	11/11/11	Michigan	66-69
10	1/15/86	12/12/87	Miami	69-68

Consecutive Non-Conference Wins				
Gms	Began	Ended	Broken by	Score
17	1/23/84	12/20/84	Pittsburgh	72-68
14	11/17/08	3/24/09	Connecticut	87-59
12	11/16/15	3/18/16	Albany	61-59
10	12/20/93	3/16/94	Texas A&M	78-76
10	11/27/05	3/18/06	New Mexico	83-59
9	11/17/00	12/22/00	Colorado	98-62

Consecutive Losses				
Gms	Began	Ended	Broken by	Score
13	1/9/03	2/27/03	Mississippi	78-64
13	12/29/06	2/18/07	Alabama	66-64
7	1/15/80	2/7/80	Miss. State	68-62

5 - five times - most recent:
2/2/86 - 2/17/86 So. Miss. 91-80 (OT)

Consecutive Home Losses				
Gms	Began	Ended	Broken by	Score
8	12/29/06	2/25/07	Kentucky	83-79
6	1/12/03	2/27/03	Mississippi	78-64
5	1/2/80	2/15/80	Central Fla.	88-82
4	1/14/99	1/31/99	Vanderbilt	78-69
4	1/17/87	2/9/87	South Fla.	72-51

3 - six times - most recent:
1/13/13 - 2/13/13 Alabama 87-54

Consecutive Conference Losses				
Gms	Began	Ended	Broken by	Score
19	2/2/86	1/23/88	Kentucky	68-64
14	1/13/82	2/26/83	Vanderbilt	69-66
12	2/24/02	2/27/03	Mississippi	78-64
12	2/8/80	1/9/82	Vanderbilt	81-71
11	1/4/07	2/18/07	Alabama	66-64
7	1/21/89	3/1/89	Kentucky	67-64
7	1/27/88	1/14/89	Alabama	76-75

GREATEST COMEBACK VICTORIES

Deficit (time in game)	Opponent	Final Score
20 pts (11:52, 2nd half)	at Alabama, 1/4/92	103-101 (2ot)
17 pts (0:02, 1st half)	at Ole Miss, 3/2/08	72-66
17 pts (0:33, 1st half)	at Pepperdine, 12/18/99	73-70
16 pts (1:37, 1st half)	GEORGETOWN, 12/28/13	67-65 (ot)
16 pts (15:03, 2nd half)	at Charlotte, 11/30/05	93-80
16 pts (19:00, 2nd half)	at Miami, 12/1/99	85-77
15 pts (8:57, 2nd Q)	FLORIDA ST., 11/16/15	82-72
15 pts (15:23, 2nd half)	UMASS, 12/28/02	78-70 (2ot)
15 pts (19:23, 2nd half)	AUBURN, 2/26/95	62-54 (ot)

MISCELLANEOUS TEAM RECORDS

Wins, Season	24, 1994-95, 1996-97, 2000-01 & 2008-09
Winning Percentage, Season	80.0% (24-6), 2000-01
Consecutive Winning Seasons	13 years, 1988-89 thru 2001-02
Home Victories, Season	16 (16-0 record), 1997-98
Road Victories, Season	12 (12-0 record), 1984-85
Conference Victories, Season	11 (11-3 record), 2000-01
Biggest improvement, all-time(+10)	9-22 in 2007 to 19-13 in 2008; (+10) 9-19 in 2003 to 19-11 in 2004; (+9) 13-17 in 2015 to 22-9 in 2016 (+8 wins) 11-16 in 1983 to 19-9 in 1984
Consec. games scoring 3-pointer, all-time	215 (started 3/25/00 at Arkansas through 11/26/07 vs. STETSON; halted 11/28/07 at Jacksonville); 156 (started 11/30/10 vs. OLD DOMINION through 2/19/15 vs. VANDERBILT; halted 2/22/15 at Texas A&M) 114 (12/30/92-11/22/96) started vs. ILLINOIS (12/30/92) - through Miami (11/22/96)
Consec. games scoring 3-pointer, Season33 (entire 1995 season)	

OVERTIME GAMES (19-21 RECORD)

VALDOSTA ST. (11/22/75)	L	68-71
MISSISSIPPI ST. (1/3/81)	L-2ot	91-98
N. Carolina (Stanford, Fla., 11/26/82)	L	95-97
SO. MISSISSIPPI (2/17/86)	W	91-80
MISSISSIPPI ST. (1/20/90)	W	91-87
FLORIDA ST. (12/17/90)	L	78-79
Richmond (12/30/90)	L	70-72
TENNESSEE (1/16/91)	L-2ot	70-71
ALABAMA (2/9/91)	W	93-90
Florida State (12/15/91)	L	78-90
Alabama (1/4/92)	W-2ot	103-101
Mississippi (1/9/93)	W-2ot	69-65
Furman (12/8/93)	W	89-86
Southern Miss. (12/10/94)	L	92-93
Texas (1/25/95)	W	82-71
AUBURN (2/26/95)	W	62-54
TEXAS (11/28/95)	W	67-64
Texas (11/26/96)	L-2ot	84-97
Arkansas (2/2/97)	W	79-66
Arizona (Piscataway, NJ, 3/12/99)	L	84-87
Georgia (2/3/00)	L	76-81
Florida State (11/29/01)	W	78-74
UC Santa Barbara (11/29/02)	L	70-73
MASSACHUSETTS (12/28/02)	W-2ot	78-70
RICHMOND (12/21/04)	L-2ot	77-79
TENNESSEE (2/3/05)	L	82-91
LSU (2/16/06)	W	79-78
Tennessee (2/26/06)	W	95-93
TEMPLE (1/2/07)	L	80-85
TCU (12/16/07)	W	80-76
AUBURN (1/7/10)	W-2ot	71-68
MISSISSIPPI STATE (2/7/10)	W-2ot	80-78
VANDERBILT (2/6/11)	L-2ot	97-103
Charlotte (3/24/11)	L	77-81
Arkansas (1/29/12)	L-2ot	72-73
Vanderbilt (2/16/12)	L	69-75
TENNESSEE (1/13/13)	L	75-78
GEORGETOWN (12/28/13)	W	67-65
VANDERBILT (2/19/15)	L	75-76
Arkansas (1/28/16)	W	71-66

CAPS indicates home game

TEAM GAME RECORDS

Points (Home)	112 vs. LYNN (2/16/95)
Points (Away)	112 vs. Florida Atlantic (1/11/95)
Points (Neutral)	100 vs. South Florida at FAIAW Championships (2/22/80)
Points (Opponent)	132 vs. Mississippi College (3/11/76)
Points (Both Teams)	204 vs. Alabama (1/4/92, won 103-101, 2ot)
Largest margin of victory	69 (112-43) vs. LYNN (2/16/95)
Largest margin of defeat	83 (49-132) vs. Mississippi College (3/11/76)
Largest margin of victory (SEC)	50 (95-45) vs. MISS. ST (2/24/96)
Largest margin of defeat (SEC opp)	74 (44-118) vs. Tennessee (2/8/80)
Largest margin of defeat (SEC game)	55 vs. AUBURN (1/31/87)

Double-Figure Records

Career Triple-Doubles

1	DeLisha Milton vs. Bethune-Cookman, 2-2-94 (11 points, 11 rebounds, 10 steals)
1	Vanessa Hayden vs. Kent State, 12-29-01 (17 points, 12 rebounds, 10 blocks)

Career Double-Doubles

65	Murriel Page 1995-98
58	Quientella Bonner 1976-81
51	Tammy Jackson 1981-85
50	Vanessa Hayden 2001-04
47	DeLisha Milton 1994-97
45	LaTonya McGhee 1989-93
29	Keturah Bell 1982-86
28	Jennifer George 2009-13
28	Merlakia Jones 1991-95
27	Naomi Mobley 1998-01

Double-Doubles in a Season

27	Murriel Page 1998
21	Tammy Jackson 1983
18	Quientella Bonner 1977
18	Murriel Page 1997
17	DeLisha Milton 1994
17	Vanessa Hayden 2004
16	Tammy Jackson 1982
15	Jennifer George 2012
15	Vanessa Hayden 2002
15	LaTonya McGhee 1991
15	Merlakia Jones 1994
15	Quientella Bonner 1978
14	Murriel Page 1996
14	Quientella Bonner 1981
13	Naomi Mobley 2001
11	Vanessa Hayden 2001

Consecutive Double-Doubles

13	Murriel Page 1997-98
10	Quientella Bonner 1976-77
10	Tammy Jackson 1982-83
8	Jennifer George 2011-12
8	Murriel Page 1997-98
8	Quientella Bonner 1976-77
7	LaTonya McGhee 1992-93
7	LaTonya McGhee 1991-92
7	Tammy Jackson 1981-82
6	Murriel Page 1996-97 (all points-rebounds unless noted)

20-Point, 20-Rebound Games (listed in chronological order)

28-Pts, 31-Rebs.	Quientella Bonner vs. GEORGIA SOUTHERN (1/8/77)
45-Pts, 28-Rebs	Quientella Bonner vs. UT Chattanooga (1/22/77)
23-Pts, 24-Rebs	Quientella Bonner vs. Miami (2/8/77)
24-Pts, 21-Rebs.	DeLisha Milton vs. VANDERBILT (1/28/96)
23-Pts, 21-Rebs.	DeLisha Milton vs. ARKANSAS (2/4/96)
28-Pts, 20-Rebs	Murriel Page vs. TEXAS (11/25/97)
21-Pts, 20-Rebs	Vanessa Hayden vs. ARKANSAS (2/21/02)

ANNUAL FINAL TEAM STATS

Gators

Year	G	FG	FGA	Pct	3P	3PA	Pct	FT	FTA	Pct	Off	Def	Tot	Avg	PF	AT	TO	BL	ST	Pts	Avg	Score Diff	Reb Diff
1978	26	860	1927	.446	—	—	—	240	407	.590	—	—	1137	43.7	517	333	550	—	—	1960	75.4	-0.1	-1.1
1979	26	848	1886	.450	—	—	—	309	482	.641	—	—	1019	39.2	594	316	—	—	—	2005	77.1	-2.2	—
1980	29	843	2094	.399	—	—	—	353	551	.641	—	—	1203	41.5	598	404	632	47	329	2021	69.7	-11.2	-5.3
1981	28	793	1881	.422	—	—	—	342	505	.677	—	—	1288	46.0	579	337	695	146	283	1928	68.8	-4.9	-1.2
1982	29	911	1876	.486	—	—	—	381	563	.677	—	—	1244	42.9	587	513	624	82	228	2203	76.0	+2.1	+2.5
1983	27	826	1770	.467	—	—	—	316	518	.610	—	—	1191	44.1	571	313	540	73	212	1968	72.9	-0.9	+5.0
1984	28	878	1765	.497	—	—	—	288	448	.643	—	—	1205	43.0	470	408	527	139	234	2044	73.0	+13.9	+11.2
1985	31	966	2037	.474	—	—	—	366	590	.620	—	—	1313	42.4	578	494	610	110	448	2298	74.1	+13.3	+5.7
1986	28	767	1755	.437	—	—	—	272	430	.633	—	—	1082	38.6	525	444	527	58	171	1806	64.5	-5.3	-2.7
1987	28	807	1742	.463	—	—	—	339	499	.679	—	—	1062	37.9	578	461	589	52	260	1953	69.8	-4.3	-0.1
1988	27	712	1647	.432	18	65	.277	280	455	.615	353	579	1069	39.6	569	430	604	83	290	1758	65.1	-8.1	-0.5
1989	29	902	1854	.433	26	92	.283	383	608	.630	468	654	1239	42.7	668	450	634	47	304	2065	71.2	-0.9	+2.9
1990	28	749	1684	.445	28	112	.250	372	624	.596	459	690	1301	46.5	578	462	572	75	250	1954	69.8	+0.8	+9.4
1991	28	745	1638	.455	63	184	.342	415	640	.648	459	683	1279	45.7	554	447	591	65	292	2094	74.8	+5.9	+9.2
1992	28	787	1861	.423	105	340	.309	396	629	.630	454	672	1266	45.2	588	365	531	55	240	2075	74.1	+1.8	+6.1
1993	29	847	2056	.412	107	416	.257	348	538	.647	460	651	1259	43.4	623	404	479	52	331	2149	74.1	+7.6	+2.3
1994	29	840	2025	.415	135	467	.289	434	681	.637	514	750	1420	49.0	578	380	496	63	294	2249	77.6	+10.0	+8.8
1995	33	1041	2267	.459	117	418	.280	426	693	.615	519	812	1465	44.4	631	493	581	89	407	2625	79.5	+15.4	+5.9
1996	30	782	1921	.407	131	456	.287	387	643	.602	414	755	1344	44.8	587	432	483	62	270	2082	69.4	+7.4	+4.2
1997	33	919	2116	.434	134	450	.298	472	686	.688	479	776	1425	43.2	593	558	587	94	332	2444	74.1	+10.0	+5.9
1998	32	887	1924	.461	110	351	.313	442	678	.652	428	785	1399	43.7	593	521	632	65	238	2326	72.7	+9.0	+9.7
1999	33	965	2200	.439	136	422	.322	475	720	.660	499	912	1411	42.8	668	528	583	85	272	2541	77.0	+4.7	+4.2
2000	34	999	2304	.434	99	318	.311	549	804	.683	602	879	1481	43.6	727	504	649	91	347	2646	77.8	+5.8	+5.2
2001	30	845	1956	.432	157	519	.303	506	722	.701	498	856	1354	45.1	578	440	491	165	319	2353	78.4	+15.1	+7.9
2002	29	776	1948	.398	133	444	.300	353	567	.623	491	779	1270	43.8	497	379	476	155	291	2038	70.3	+3.7	+3.6
2003	28	668	1793	.373	128	448	.286	334	486	.687	418	767	1185	42.3	481	347	521	113	239	1798	64.2	-6.8	-1.6
2004	30	813	1916	.424	156	458	.341	430	615	.699	469	824	1293	43.1	550	451	468	162	220	2212	73.7	+5.1	+5.0
2005	29	688	1724	.399	169	509	.332	388	535	.725	432	663	1095	37.8	509	418	478	90	278	1933	66.6	+0.9	+0.1
2006	30	756	1844	.410	162	527	.307	445	594	.749	425	705	1130	37.7	497	398	498	76	302	2119	70.7	+3.3	-1.2
2007	31	741	1956	.379	157	551	.285	488	667	.732	432	792	1224	39.5	557	318	533	78	291	2127	68.6	-5.5	-3.3
2008	33	825	2029	.407	179	585	.306	428	613	.698	487	813	1300	39.4	520	417	634	105	310	2257	68.4	-0.9	+0.4
2009	32	858	1907	.450	221	605	.350	429	615	.698	468	772	1240	38.8	572	478	568	116	299	2366	73.9	+8.9	+2.3
2010	32	709	1857	.382	220	727	.303	357	521	.685	470	747	1217	38.0	560	439	599	120	289	1995	62.3	-1.7	-0.4
2011	35	872	2117	.412	195	575	.339	392	586	.669	559	873	1432	40.9	583	448	614	156	255	2331	66.6	+2.1	+4.4
2012	33	835	2073	.403	176	599	.294	382	597	.645	597	811	1408	42.7	554	459	560	138	298	2228	67.5	+6.8	+5.3
2013	37	995	2303	.432	181	552	.328	440	665	.662	521	972	1493	40.4	621	482	623	147	329	2611	70.6	+5.4	+3.2
2014	33	878	1970	.446	188	579	.325	528	744	.710	370	820	1190	36.1	651	454	557	94	306	2472	74.9	+4.4	-4.0
2015	30	684	1728	.396	130	448	.290	360	510	.706	407	695	1102	36.7	594	371	577	105	321	1858	61.9	-0.1	-0.6
2016	31	879	2046	.430	181	584	.310	460	687	.670	516	788	1304	42.1	679	463	666	141	385	2399	77.4	+8.4	+3.0
2017	29	809	1808	.447	109	388	.281	345	517	.667	431	755	1186	40.9	570	427	551	110	257	2072	71.4	+3.2	+5.0

Boldface indicates program record

Opponents

Year	G	FG	FGA	Pct	3P	3PA	Pct	FT	FTA	Pct	Off	Def	Tot	Avg	PF	AT	TO	BL	ST	Pts	Avg
1978	26	812	1957	.415	—	—	—	338	601	.562	—	—	1165	44.8	441	321	490	—	—	1962	75.5
1979	26	—	—	—	—	—	—	—	—	—	—	—	—	—	—	—	—	—	—	2062	79.3
1980	29	974	2048	.475	—	—	—	403	603	.668	—	—	1358	46.8	535	415	650	65	336	2347	80.9
1981	28	835	2084	.401	—	—	—	396	634	.625	—	—	1322	47.2	543	349	562	77	316	2066	73.7
1982	29	896	2076	.432	—	—	—	352	583	.604	—	—	1171	40.4	566	398	512	72	320	2144	73.9
1983	27	781	1800	.434	—	—	—	430	642	.670	—	—	1057	39.1	529	272	448	51	286	1994	73.8
1984	28	688	1706	.403	—	—	—	280	414	.676	—	—	891	31.8	490	261	510	80	240	1656	59.1
1985	31	740	1837	.403	—	—	—	405	602	.673	—	—	1138	36.7	603	336	685	61	313	1886	60.8
1986	28	797	1801	.443	—	—	—	360	567	.635	—	—	1157	41.3	487	460	441	38	236	1955	69.8
1987	28	813	1757	.463	—	—	—	449	673	.667	—	—	1064	38.0	473	361	546	71	253	2075	74.1
1988	27	740	1572	.471	26	94	.277	418	654	.639	348	590	1083	40.1	450	459	555	96	283	1976	73.2
1989	29	702	1574	.446	62	154	.403	501	759	.660	397	621	1153	39.8	534	404	603	49	250	2091	72.1
1990	28	672	1578	.426	57	180	.317	417	632	.660	352	547	1039	37.1	527	370	515	53	235	1932	69.0
1991	28	594	1407	.422	114	293	.389	399	618	.646	318	547	1022	36.5	573	430	598	64	285	1929	68.9
1992	28	734	1746	.420	84	249	.337	472	654	.722	402	692	1094	39.1	540	380	531	53	222	2024	72.3
1993	29	687	1679	.409	93	319	.292	461	662	.696	407	786	1193	41.1	526	407	633	80	194	1929	66.5
1994	29	721	1833	.393	139	472	.294	379	570	.665	403	763	1166	40.2	623	420	589	56	200	1960	67.6
1995	33	771	1967	.392	172	530	.325	400	643	.622	454	816	1270	38.5	634	455	746	49	270	2114	64.1
1996	30	653	1785	.366	162	528	.307	393	599	.656	419	799	1218	40.6	595	383	569	70	242	1861	62.0
1997	33	765	1997	.383	194	586	.331	391	581	.673	454	777	1231	37.3	630	422	673	94	232	2145	64.1
1998	32	767	1941	.395	128	497	.258	377	588	.641	403	684	1087	34.0	608	397	592	57	252	2039	63.7
1999</																					

FLORIDA TEAM - GAME RECORDS

FLORIDA - GAME HIGHS

POINTS

122..... SAINT FRANCIS (12/20/15)
 112..... LYNN (2/16/95)
 112..... at Florida Atlantic (1/11/95)
 111..... WEST FLORIDA (12/9/84)
 110..... CENTRAL FLORIDA (2/10/98)
 109..... at St. Leo (12/9/84)
 108..... FLORIDA ATLANTIC (2/26/92)
 107..... SOUTH FLORIDA (12/5/77)
 106..... FLORIDA STATE (2/11/99)
 105..... ST. FRANCIS (12/17/13)
 104..... at Troy (12/4/13)
 104..... at Tampa (12/15/84)
 103..... at Alabama (1/4/92)
 103..... FURMAN (12/6/92)
 102..... **SOUTHEASTERN LOUISIANA (12/28/16)**
 102..... FLORIDA ATLANTIC (2/17/94)
 102..... FLORIDA STATE (Feb. 78)
 101..... SOUTH ALABAMA (12/12/93)
 101..... FURMAN (12/6/92)
 101..... MIAMI (2/9/76)
 100..... KENTUCKY (1/4/98)
 100..... TENN. STATE (12/28/00)
 100..... vs. South Florida (2/22/79)

FIELD GOALS MADE

50..... at Florida Atlantic (1/11/95)
 50..... SAINT LEO (2/8/84)
 50..... WEST FLORIDA (12/9/84)
 49..... SOUTH FLORIDA (12/5/77)

FIELD GOAL ATTEMPTS

104..... at Florida State (2/24/79)
 97..... VANDERBILT (2/6/11)
 93..... FLORIDA STATE (1/10/79)
 89..... FLORIDA ATLANTIC (2/17/94)
 89..... FURMAN (12/6/92)
 89..... SAINT LEO (2/8/84)
 89..... CENTRAL FLORIDA (2/15/80)
 89..... FLORIDA STATE (1/15/80)
 89..... FLORIDA TECH (1/10/77)

FIELD GOAL PERCENTAGE

.676..... (50-74) at Florida Atlantic (1/11/95)
 .673..... (35-52) at Central Florida (2/13/79)
 .657..... (16-48) at Tampa (12/15/84)
 .641..... (41-64) SOUTH FLORIDA (1/18/95)
 .629..... (39-62) FIU (12/21/13)
 .621..... (36-58) at Miami (2/20/80)

3-PT FIELD GOALS MADE

13..... at Arkansas (2/01/09)
 12..... vs FIU (11/29/09)
 11..... at LSU (2/25/16)
 11..... at Ole Miss (1/31/10)
 11..... at Alabama (2/5/09)
 11..... UAB (11/24/09)
 11..... TEMPLE (12/04/04)
 11..... at Tennessee (2/28/08)
 11..... TCU (12/16/07)
 11..... at Richmond (11/25/03)
 11..... MISSISSIPPI ST. (2/24/96)
 11..... FIU (3/15/97)
 11..... UNF (11/19/12)

3-PT FG ATTEMPTS

34..... UNF (11/19/12)
 33..... AUBURN (1/7/10)
 32..... at Rutgers (12/07/09)
 32..... WASHINGTON (3/18/01)
 32..... RICHMOND (11/25/03)
 32..... MISSISSIPPI ST (2/11/07)

3-PT FG PERCENTAGE

.673..... (8-13) at Georgia (1/22/92)
 .667..... (8-12) at Texas A&M (2/14/13)
 .667..... (6-9) OHIO (12/31/91)
 .647..... (11-17) at Alabama (2/05/09)
 .636..... (7-11) TROY (12/4/12)
 .625..... (5-8) FURMAN (12/6/92)
 .619..... (13-21) at Arkansas (2/01/09)

FREE THROWS MADE

42..... ALABAMA STATE (12/28/06)
 35..... at Troy (12/4/13)
 33..... at James Madison (11/22/80)
 32..... vs Arkansas (3/02/00)
 32..... ALABAMA ST (12/8/90)
 31..... FLORIDA STATE (2/11/99)

31..... PROVIDENCE (1/25/01)

FREE THROW ATTEMPTS

54..... ALABAMA STATE (12/28/06)
 48..... at Arizona State (12/29/90)
 46..... CALIFORNIA (12/19/99)
 45..... ARKANSAS STATE (11/14/98)
 44..... PROVIDENCE (1/25/01)
 44..... vs. Vanderbilt (3/2/96)

FREE THROW PERCENTAGE

1.000..... (11-11) TEMPLE (1/02/07)
 .950..... (19-20) at Ole Miss (2/8/97)
 .947 (18-19) CHARLESTON SOUTHERN (11/25/14)
 .947..... (18-19) SOUTH FLORIDA (2/23/80)
 .941..... (16-17) at Vanderbilt (1/14/07)
 .941..... (16-17) FLORIDA A&M (12/01/09)

REBOUNDS

72..... at Mississippi College (12/3/88)
 70..... NEW HAMPSHIRE (12/28/91)
 69..... FLORIDA SOUTHERN (12/2/89)
 67..... MIAMI (1/28/94)
 66..... SOUTH FLORIDA (Nov. 1977)

ASSISTS

31..... NORTHWESTERN ST (12/19/86)
 31..... SOUTH FLORIDA (12/9/89)
 31..... at St. Leo (12/8/84)
 31..... WEST FLORIDA (12/9/84)
 30..... vs. Long Beach State (12/3/16)
 30..... STETSON (11/27/05)
 30..... BARRY (12/4/90)
 30..... at Miami (2/20/80)

STEALS

28..... RADFORD (1/10/85)
 24..... ST. FRANCIS (12/17/13)
 24..... BETHUNE-COOKMAN (2/2/94)
 24..... CENTRAL FLORIDA (1/13/93)
 23..... SW TEXAS (12/05/98)
 23..... FORDHAM (11/17/00)
 23..... BETHUNE-COOKMAN (12/6/94)
 23..... FLORIDA SOUTHERN (12/2/87)
 23..... CENTRAL FLORIDA (2/15/80)

BLOCKED SHOTS

14..... UCF (11/13/10)
 14..... HARVARD (12/20/83)
 13..... ALABAMA STATE (12/20/10)
 13..... COLORADO (12/22/00)
 13..... KENT STATE (12/29/01)
 11..... at Temple (11/13/15)
 11..... FLORIDA STATE (11/26/02)
 10..... vs. Long Beach State (12/3/16)
 10..... ARKANSAS (2/08/01)
 10..... SOUTH FLORIDA (12/08/01)
 10..... OLE MISS (1/24/13)

TURNOVERS

41..... vs Mississippi College (12/3/88)
 39..... vs FAMU (12/20/80)
 36..... ALABAMA (1/21/16)
 36..... at Kentucky (12/15/78)
 34..... SOUTH CAROLINA (12/1/79)
 33..... vs Houston (12/06/02)
 33..... at Nebraska (11/17/07)
 33..... vs Florida A&M (3/4/82)
 33..... vs North Carolina (11/21/80)

FOULS

35..... at South Alabama (2/13/91)
 35..... STETSON (12/3/85)
 34..... ARKANSAS (2/22/04)
 33..... at Miami (11/29/89)
 32..... at Missouri (1/24/16)
 31..... AUBURN (1/20/00)
 31..... COLORADO (12/22/00)
 31..... at Mississippi St. (1/21/89)
 31..... STETSON (1/21/88)
 31..... SOUTH FLORIDA (1/26/81)

FLORIDA - GAME LOWS

POINTS

28..... vs. Florida State (late 1975)
 30..... LSU (2/11/10)
 34..... at LSU (2/22/86)
 38..... at Rutgers (12/07/09)
 38..... GEORGIA (2/24/05)

FIELD GOALS MADE

11..... LSU (2/11/10)
 11..... at Rutgers (12/07/09)
 13..... AUBURN (2/28/16)
 13..... TENNESSEE (2/09/03)
 14..... at Mizzou (1/11/15)
 14..... AUBURN (1/31/87)
 15..... vs Rutgers (12/2/12)
 15..... at Tennessee (2/10/11)
 15..... TENNESSEE (1/13/11)
 15..... at Tennessee (2/17/90)

FIELD GOAL ATTEMPTS

35..... CENTRAL FLORIDA (12/6/89)
 38..... LSU (1/17/16)
 41..... at Mississippi State (1/12/17)
 41..... vs Arizona State (12/29/90)
 42..... at Vanderbilt (2/1/15)
 43..... at Alabama State (2/3/85)
 44..... TEXAS-ARLINGTON (12/19/05)
 44..... at Mississippi State (1/10/13)
 46..... at Florida State (12/7/14)
 46..... at South Carolina (1/9/11)
 46..... UAB (11/24/09)

FIELD GOAL PERCENTAGE

.196..... (11-56) LSU (2/11/10)
 .213..... (13-61) TENNESSEE (2/9/03)
 .214..... (15-70) TENNESSEE (1/13/11)
 .220..... (11-50) at Rutgers (12/07/09)
 .230..... (14-61) at Mizzou (1/11/15)
 .243..... (19-78) vs Western Kentucky (1/21/77)
 .250..... (15-60) at Tennessee (2/10/11)
 .250..... (17-68) at Connecticut (12/8/91)

3-PT FIELD GOALS MADE

0..... multiple times, last two times:
 at Texas A&M (2/22/15)
 OLD DOMINION (11/30/10)

3-PT FG ATTEMPTS

0..... SOUTH FLORIDA (12/9/89)
 0..... MISSISSIPPI ST (1/13/88)
 1..... TENNESSEE (2/18/89)
 2..... at Florida State (12/3/94)
 2..... MISSISSIPPI ST (2/20/00)

3-PT FG PERCENTAGE (8 att. Min)

.000..... (0-12) SOUTH CAROLINA (2/8/92)
 .000..... (0-11) OLD DOMINION (11/30/10)
 .000..... (0-11) at Jacksonville (11/28/07)
 .000..... (0-9) ILLINOIS (12/19/98)
 .000..... (0-8) at Texas A&M (2/22/15)
 .053..... (2-23) ALABAMA (2/28/10)
 .059..... (1-17) FLORIDA GULF COAST (3/24/08)
 .059..... (1-17) at Tennessee Tech (12/4/92)

FREE THROWS MADE

0..... at Tennessee (2/14/10)
 0..... at LSU (2/22/86)
 1..... PENN STATE (1/08/00)
 1..... at Drexel (4/3/13)
 1..... vs Alabama (3/3/83)
 2..... at Brown (12/5/10)
 2..... COLORADO (12/21/01)
 2..... at Charlotte (3/27/13)

FREE THROW ATTEMPTS

0..... at Tennessee (2/14/10)
 2..... PENN STATE (1/08/00)
 2..... at Drexel (4/3/13)
 3..... at Brown (12/5/10)
 3..... at LSU (2/22/86)
 4..... SOUTH CAROLINA (1/19/15)
 4..... ALABAMA (1/05/06)
 4..... COLORADO (12/21/01)
 4..... SAINT LEO (2/8/84)
 4..... vs Alabama (3/3/83)

FREE THROW PCT (9 att min)

.250..... (3-12) KENT STATE (12/29/01)
 .333..... (3-9) at Kentucky (1/15/15)
 .357..... (5-14) at Georgia (1/27/13)
 .375..... (9-24) vs Northeastern (12/28/88)
 .385..... (xxx) at Richmond (12/30/90)
 .391..... (9-23) ARKANSAS (1/18/92)
 .400..... (4-10) at Georgia (1/6/89)
 .400..... (4-15) MIAMI (12/12/87)

REBOUNDS

23..... AUBURN, 1/24/81
 24..... KENTUCKY (1/31/16)
 24..... at LSU (1/23/11)
 24..... TENNESSEE (1/14/10)
 24..... at Vanderbilt (2/24/10)
 25..... at Auburn (1/6/11)
 25..... at Kentucky (2/14/87)
 25..... vs Auburn (2/22/85)
 26..... at Georgia (2/12/15)
 26..... at Drexel (4/3/13)
 26..... vs Tennessee (3/06/09)
 26..... SOUTH FLORIDA (1/16/88)
 26..... COLORADO (12/22/00)

ASSISTS

0..... vs Alabama (1/19/80)
 3..... at Mississippi State (2/09/06)
 3..... at LSU (2/22/86)
 3..... at Flagler (2/4/77)
 3..... at Western Kentucky (1/21/77)

STEALS

0..... three times in 1994-95; 0 at LSU (2/22/86);
 at Kentucky (12/31/81)
 1..... at Vanderbilt (2/24/10)
 1..... vs Baylor (3/22/04)
 1..... GEORGIA (1/29/06)
 1..... AUBURN (1/23/91)
 1..... at Tennessee (1/31/84)
 1..... at Vanderbilt (1/29/79)

BLOCKED SHOTS

0..... multiple times, last
 MISSOURI (2/16/17)

TURNOVERS

3..... ALABAMA (1/29/04)
 6..... vs. Vanderbilt (3/2/96)
 6..... vs. Alabama (1/16/82)
 7..... ALABAMA (2/27/00)
 7..... vs BYU (3/16/02)
 7..... vs Georgetown (11/29/86)
 7..... MISSISSIPPI ST (1/29/86)

FOULS

7..... HARVARD (12/20/83)
 7..... SAVANNAH ST. (12/20/12)
 8..... vs. UMBC (3/18/11)
 8..... STETSON (11/27/05)
 8..... ALABAMA (1/13/08)
 8..... vs Alabama (1/29/81)
 9..... vs Arkansas (3/3/11)
 9..... FLORIDA A&M (1/02/08)
 9..... vs South Carolina (3/06/08)
 9..... GEO. WASHINGTON (1/26/03)
 9..... WICHITA STATE (12/11/89)
 9..... CLEVELAND ST (1/4/82)
 9..... vs. Arizona State (11/25/12)

BOLDFACE indicates occurrence during 2016-17 season

INDIVIDUAL GAME RECORDS

POINTS (ALL-TIME 30+ POINT GAMES)

45 Quientella Bonner vs. UT Chattanooga (1/22/77)
 44. Merlakia Jones vs. Texas (1/25/95)
 43. **Ronni Williams at Vanderbilt (1/29/17)**
 39. Tonya Washington at Dayton (2/15/00)
 39. Merlakia Jones vs. LSU (3/3/95)
 39 Tammy Jackson vs. North Carolina (11/26/82)
 37. Merlakia Jones vs. Miss. (1/21/95)
 Murriel Page vs. ALABAMA (2/16/97)
 36. Vanessa Hayden vs. OAKLAND (1/16/01)
 36. Cheryl Fisher vs. MIAMI (2/18/80)
 35. Brandi McCain at West Virginia (11/29/00)
 35. Murriel Page vs. SOUTHERN CAL (3/17/97)
 34. **Ronni Williams at Vanderbilt (1/29/17)**
 34. Merlakia Jones vs. ALABAMA (1/4/92)
 34. Merlakia Jones vs. N.C. St. (1/29/94)
 Tammy Jackson vs. Vanderbilt (1/31/82)
 Tammy Jackson vs. Stetson (12/12/81)
 Tammy Jackson vs. TENNESSEE (1/23/83)
 Hollis Hindes vs. South Florida (2/9/82)
 33 Sophia Witherspoon vs. FLORIDA ST (12/17/90)
 32. DeLisha Milton vs. KANSAS ST. (12/30/96)
 DeLisha Milton at Boise State (12/21/96)
 DeLisha Milton vs. Alabama (1/15/95)
 31. **Ronni Williams vs. GEORGIA (2/26/17)**
 **Ronni Williams vs. TENNESSEE (1/26/17)**
 **Delicia Washington vs. Indiana (12/20/16)**
 Christin Mercer vs. FIU (12/21/13)
 Sha Brooks vs. MISSISSIPPI STATE (1/8/09)
 Tiffany Travis at S. Carolina (1/17/99)
 Tonya Washington at LSU (2/24/00)
 Vanessa Hayden vs. SANTA BARBARA (12/14/03)
 Bernice Mosby vs. GEO. WASHINGTON (12/22/03)
 DeLisha Milton vs. Florida State (11/23/96)
 Terri Hartmann vs. CENTRAL FLORIDA (2/15/80)
 30. Vanessa Hayden at South Florida (12/8/01)
 Brandi McCain vs. FLORIDA ST (11/21/00)
 Brandi McCain vs. SOUTH CAROLINA (1/28/01)

FIELD GOALS

20 Quientella Bonner vs. UT Chattanooga (1/22/77)
 18 Tammy Jackson vs. North Carolina (11/26/82)
 17. Vanessa Hayden vs. OAKLAND (1/16/01)
 17. Merlakia Jones vs. Miss. (1/21/95)
 17. Merlakia Jones vs. Texas (1/25/95)
 16. Tonya Washington at Dayton (3/15/00)
 16. Tammy Jackson vs. Stetson (2/20/84)
 15. Christin Mercer vs. FIU (12/21/13)
 DeLisha Milton vs. KANSAS ST. (12/30/96)
 DeLisha Milton at Boise State (12/21/96)
 Quientella Bonner vs. ROLLINS (2/10/77)
 Cheryl Fisher vs. FLORIDA STATE (1/15/80)
 Tammy Jackson vs. VANDERBILT (1/31/82)
 Tammy Jackson vs. TENNESSEE (1/23/83)
 Merlakia Jones vs. FLORIDA STATE (2/3/93)

FIELD GOAL ATTEMPTS

37 Sophia Witherspoon vs. TENNESSEE (2/18/89)
 30 Quientella Bonner vs. UT Chattanooga (1/22/77)
 Merlakia Jones vs. Miss. (1/21/95)
 29. Brandi McCain vs. Arkansas (3/2/01)
 Brandi McCain vs. Washington (3/18/01)
 Merlakia Jones vs. Texas (1/25/95)
 28. Cheryl Fisher vs. FLORIDA STATE (1/5/80)
 Bridget Pettis vs. West Virginia (11/22/91)
 Tonya Washington vs. Boston College (12/28/99)
 Brandi McCain vs. OAKLAND (11/16/01)
 27. Quientella Bonner vs. Florida Tech (2/11/77)
 Doreen Landolfi vs. Georgia (1/5/79)
 Tammy Jackson vs. TENNESSEE (1/23/83)

THREE-POINT FIELD GOALS MADE

9. Carlie Needles vs. NORTH FLORIDA (11/19/12)
 8. Bridget Pettis vs. GEORGIA (1/20/93)
 7. Sha Brooks at Tennessee (2/28/08)
 Talatha Bingham vs. CENTRAL FLORIDA (2/10/98)
 Brandi McCain at South Carolina (1/21/01)
 Brandi McCain vs. Washington (3/18/01)
 6. Jordan Jones vs. MISS. STATE (2/23/12)
 Jordan Jones vs. LaSalle (11/25/11)
 Steffi Sorensen at Ole Miss (1/31/10)
 Steffi Sorensen at Old Dominion (12/11/10)
 Sha Brooks at Alabama (2/5/09)
 Depree Bowden vs. FAMU (1/2/08)
 Sha Brooks vs. Rutgers (11/18/06)
 Tamia Williams vs. TEMPLE (12/4/04)
 Brandi McCain at Lamar (12/6/01)
 Brandi McCain at Alabama (2/25/01)
 Brandi McCain at West Virginia (11/29/00)
 Brandi McCain at Maine (11/25/00)
 Talatha Bingham vs. Kentucky (1/28/98)
 Talatha Bingham vs. FLA. INTERNAT'L (3/15/97)
 Chanda Stebbins at Kentucky (2/13/97)
 Kerry Cremeans vs. Alabama (1/4/92)
 Tonya Washington at LSU (2/24/00)
 5. several times

CONSECUTIVE GAME SCORING 3-POINT FG

30. Brandi McCain (2000/01)
 23. Jordan Jones (2010)
 20. Steffi Sorensen (2009)
 20. Bridget Pettis (1993)
 19. Kerry Cremeans (1994)
 18. Sha Brooks (2007)
 16. Jordan Jones (2011)
 15. Jordan Jones (2012)
 15. Tashia Morehead (2005)
 14. Tamia Williams (2005)
 12. Jordan Jones (2012)
 12. Bridget Pettis (1992)
 12. Talatha Bingham (1999)
 11. Sha Brooks (2006)
 11. Talatha Bingham (1998)
 10. Tishona Gregory (2004)
 10. Brandi McCain (2001)

THREE-POINT FIELD GOALS ATTEMPTED

26. Brandi McCain vs. Washington (3/18/01)
 20. Brandi McCain vs. Arkansas (3/2/01)
 17 Carlie Needles vs. NORTH FLORIDA (11/19/12)
 16 Talatha Bingham vs. CENTRAL FLORIDA (2/10/98)
 15. Bridget Pettis vs. Virginia (3/21/93)
 14. Jordan Jones at Rutgers (12/7/09)
 Brandi McCain at Tulane (12/2/01)
 Brandi McCain at Miss. State (2/24/02)
 Brandi McCain at Alabama (2/25/01)
 Brandi McCain at West Virginia (11/29/00)
 Brandi McCain at Georgia (1/11/01)
 Brandi McCain at South Carolina (1/21/01)
 Brandi McCain vs. SOUTH CAROLINA (1/28/01)

FREE THROWS

15. **Ronni Williams at Vanderbilt (1/29/17)**
 14 Terry Whitehead vs. Central Florida (1/28/82)
 13. Bridget Pettis vs. South Florida (2/10/93)
 Tombi Bell vs. South Carolina (1/30/00)
 12. Jatterra Bonds vs. Illinois State (11/29/13)
 Jatterra Bonds vs. PACIFIC (12/7/12)
 DeLisha Milton vs. GEORGIA (1/25/96)
 Takilya Davis vs. TENN. (2/1/95)
 Takilya Davis vs. Auburn (2/26/94)
 Keturah Bell vs. Tennessee (2/2/86)
 Hollis Hindes vs. SOUTH FLORIDA (2/9/82)
 11. **Ronni Williams vs. GEORGIA (2/26/17)**
 **Ronni Williams at TENNESSEE (1/26/17)**
 Cassie Peoples at Georgetown (11/28/14)
 Jordan Jones vs. MISSISSIPPI STATE (2/7/10)
 Sha Brooks vs. KENTUCKY (2/25/07)
 Depree Bowden at TCU (12/8/06)
 Sha Brooks vs. LIBERTY (12/29/05)
 Naomi Mobley vs. Arkansas (3/2/00)
 Murriel Page vs. ALABAMA (2/16/97)
 Quientella Bonner vs. TENNESSEETECH (12/12/78)
 Tammy Jackson vs. TENNESSEE (11/28/81)
 Lisa Born vs. GEORGIA (1/9/88)
 Rhvonja Smith vs. Hofstra (12/29/88)
 Rhvonja Smith vs. DETROIT (1/5/89)

FREE THROW ATTEMPTS

18. Sha Brooks vs. TENNESSEE (2/8/09)
 17. **Ronni Williams at Vanderbilt (1/29/17)**
 16. **Delicia Washington vs. Indiana (12/20/16)**
 Sha Brooks vs. KENTUCKY (2/25/07)
 Quientella Bonner vs. TENNESSEETECH (12/12/78)
 Tammy Jackson vs. TENNESSEE (11/28/81)
 Hollis Hindes vs. SOUTH FLORIDA (2/9/82)
 Bridget Pettis vs. SOUTH FLORIDA (2/10/93)
 DeLisha Milton vs. GEORGIA (1/25/96)
 Tombi Bell vs. SOUTH CAROLINA (1/30/00)
 15. Jatterra Bonds vs. PACIFIC (12/7/12)
 Keturah Bell vs. Tennessee (2/2/86)
 Terry Whitehead vs. Central Florida (1/28/82)
 Tiffany Travis vs. Mississippi (2/17/00)
 14. Cassie Peoples at Georgetown (11/28/14)
 Vanessa Hayden, SOUTH CAROLINA (1/22/04)
 Tombi Bell vs. FLORIDA STATE (11/21/00)
 Vanessa Hayden vs. PROVIDENCE (1/25/01)
 Murriel Page vs. ALABAMA (2/16/97)

REBOUNDS

31. Quientella Bonner vs. GEORGIA SOUTHERN (1/8/77)
 28 Quientella Bonner vs. UT Chattanooga (1/22/77)
 Quientella Bonner vs. MIAMI (1/28/78)
 27 Quientella Bonner vs. Florida State (1/12/77)
 24. Quientella Bonner vs. Miami (2/8/77)
 Tammy Jackson vs. UT Chattanooga (11/27/82)
 22. Murriel Page vs. SOUTH CAROLINA (1/17/97)
 21. DeLisha Milton vs. ARKANSAS (2/4/96)
 21. DeLisha Milton vs. VANDERBILT (1/28/96)
 20. Vanessa Hayden vs. ARKANSAS (2/21/01)
 20. Murriel Page vs. TEXAS (11/25/97)

ASSISTS

17. Brandi McCain vs. MIAMI (11/24/98)
 16. Camille Ratledge vs. Austin Peay (12/28/89)
 15. Camille Ratledge vs. GEORGIA SOUTHERN (12/18/89)
 Camille Ratledge vs. Baptist College (1/25/88)
 Camille Ratledge vs. SOUTH FLORIDA (1/31/89)
 14. Camille Ratledge vs. MIAMI (1/16/90)
 Camille Ratledge vs. Mississippi State (1/20/90)
 Camille Ratledge vs. FLORIDA ATLANTIC (2/18/88)
 Camille Ratledge vs. NORTHWESTERN STATE (12/18/86)
 Kathy Bieniek vs. Miami (2/20/80)
 Brandi McCain vs. FLORIDA ST (2/11/99)

STEALS

10. Cathy Bell vs. MISSISSIPPI STATE (1/3/81)
 10 DeLisha Milton vs. BETHUNE COOKMAN (2/2/94)
 9. Sha Brooks vs. STETSON (12/18/06)
 9. Brandi McCain vs. SW TEXAS (12/5/98)
 9 Merlakia Jones vs. Georgia Southern (1/27/93)
 8. Peggy Brookins vs. Alabama (3/11/76)
 Terri Hartmann vs. CENTRAL FLORIDA (2/15/80)
 7 Carlie Needles vs. CHARLESTON SO. (11/25/14)
 Lonnika Thompson vs. OHIO (12/28/09)
 Sha Brooks at Seton Hall (11/19/05)
 Tishona Gregory vs. VANDERBILT (1/11/04)
 Courtney Cooper vs. HIGH POINT (11/20/01)
 Tombi Bell at Fordham (12/17/00)
 Tombi Bell at Wisconsin (3/29/00)
 DeLisha Milton at South Carolina (1/12/97)
 Camille Ratledge vs. CLEMSON (12/15/86)
 Camille Ratledge vs. Maryland Baltimore (12/31/86)
 Kathy Bieniek vs. Miami (2/8/77)
 Tammy Jackson vs. RADFORD (1/10/85)
 Tammy Jackson vs. MERCER (2/6/82)

BLOCKED SHOTS

10. Vanessa Hayden vs. KENT STATE (12/29/01)
 9 Jennifer George vs. ALABAMA STATE (12/20/10)
 Vanessa Hayden vs. COLORADO (12/21/01)
 Vanessa Hayden vs. FLORIDA STATE (11/26/02)
 8. Vanessa Hayden at South Florida (12/8/01)
 Quientella Bonner vs. ALABAMA (1/22/79)
 7. Vanessa Hayden vs. KENTUCKY (2/8/04)
 Vanessa Hayden vs. VANDERBILT (1/11/04)
 Vanessa Hayden at Temple (1/2/04)
 Vanessa Hayden vs. SANTA BARBARA (12/14/03)
 Vanessa Hayden at Florida State (12/6/03)
 Vanessa Hayden at Tennessee (1/31/02)
 Vanessa Hayden vs. KENTUCKY (2/14/02)
 Vanessa Hayden at Colorado (12/22/00)
 Quientella Bonner vs. Florida State (2/26/77)
 Quientella Bonner vs. GEORGIA (11/18/78)
 Quientella Bonner vs. TENNESSEETECH (12/12/78)
 Quientella Bonner vs. FLORIDA STATE (1/10/79)
 Quientella Bonner vs. AUBURN (2/3/79)
 Quientella Bonner vs. S. Mississippi (12/18/80)
 Quientella Bonner vs. INDIANA (1/8/81)

Boldface indicates occurrence during 2016-17 season; CAPS indicates home game

OPPONENT TEAM & INDIVIDUAL, GAME RECORDS

OPPONENT - GAME HIGHS

POINTS

132..... at Mississippi College (3/11/76)
 118..... at Tennessee (2/8/80)
 115..... AT Valdosta State (1/26/77)
 105..... GEORGIA (1/12/03)
 108..... at Tennessee (2/21/88)
 108..... at Memphis (1/27/79)
 108..... at Valdosta State (Jan. 78)
 105..... vs Vanderbilt (3/02/07)
 103..... VANDERBILT (2/6/11)
 103..... TENNESSEE (2/11/01)
 102..... Indiana (12/20/16)
 102..... at BYU (12/29/87)
 102..... vs Florida State (2/24/79)
 101..... at Alabama (1/4/92)
 101..... at Georgia (1/8/89)
 101..... MISSISSIPPI COLLEGE (1/5/80)
 101..... vs Mississippi (3/8/79)
 100..... vs Florida State (late 78)

MOST1ST-HALFPOINTS(FROM1977SEASON)

60..... Tennessee, 2/8/80
 60..... MEMPHIS ST, 1/27/79

MOST2ND-HALFPOINTS(FROM1977SEASON)

62..... TENNESSEE, 2/11/01
 58..... Tennessee, 2/8/80
 57..... Ole Miss, 2/2/91

FIELD GOALS MADE

47..... at Memphis (1/27/79)
 45..... MISSISSIPPI STATE (1/3/81)
 45..... at Tennessee (2/8/80)
 44..... ILLINOIS (12/19/98)
 43..... GEORGIA (1/12/03)
 43..... at BYU (12/29/87)
 43..... AUBURN (1/31/87)

FIELD GOAL ATTEMPTS

102..... MISSISSIPPI STATE (1/3/81)
 97..... at Florida State (12/4/78)
 94..... NORTHWESTERN ST. (12/18/86)
 94..... vs Mississippi (3/8/79)
 93..... CLEVELAND ST (1/4/82)

FIELD GOAL PERCENTAGE

.673..... (35-52) Central Florida (2/13/79)
 .660..... (35-53) vs Vanderbilt (3/02/07)
 .649..... (37-57) vs Cal (11/17/06)
 .643..... (36-56) RICHMOND (11/25/03)
 .631..... (41-65) FLORIDA STATE (1/15/80)
 .627..... (42-67) vs Alabama (2/14/81)
 .613..... (38-62) LSU (2/15/04)

3-PT FIELD GOALS MADE

14..... vs Oregon State (11/30/13)
 14..... SOUTH CAROLINA (1/21/01)
 14..... at Vanderbilt (2/6/94)
 13..... MISSOURI (2/16/17)
 13..... at Vanderbilt (1/30/05)
 13..... at Vanderbilt (12/29/09)
 13..... GEORGIA (1/29/97)
 12..... ST. FRANCIS (12/17/13)
 12..... MISSOURI (2/20/14)
 12..... at Florida Gulf Coast (1/14/08)
 12..... GEORGIA (1/18/04)
 12..... SOUTH CAROLINA (2/20/94)
 11..... at Vanderbilt (1/29/17/17)
 11..... AUBURN (1/1/77)
 11..... at Pacific (12/9/11)
 11..... OLE MISS (1/24/13)

3-PT FG ATTEMPTS

46..... SOUTH CAROLINA (2/20/94)
 37..... SOUTH FLORIDA (12/08/01)
 38..... SAINT FRANCIS (12/20/15)
 35..... MISSISSIPPI STATE (2/7/10)
 34..... MASSACHUSETTS (12/28/02)
 34..... Alabama (1/16/94)
 34..... TROY (12/4/12)
 33..... vs Oregon State (11/30/13)
 32..... COLORADO STATE (11/19/98)
 32..... GEORGIA (1/18/04)
 32..... ALABAMA (1/15/95)

3-PT FG PERCENTAGE (8 ATT. MIN.)

.733..... (11-15) vs Vanderbilt (3/02/07)
 .733..... (11-15) vs Mississippi St. (3/1/07)
 .714..... (10-14) vs VANDERBILT (3/06/03)
 .688..... (11-16) at Pacific (12/9/11)
 .688..... (11-16) TENNESSEE (1/19/03)
 .688..... (11-16) OLE MISS (1/24/13)
 .667..... (10-15) Mt. St. Mary's (12/27/88)
 .625..... (10-16) VANDERBILT (1/11/04)

.625..... (5-8) KENTUCKY (1/1/12)
 .625..... (5-8) at Auburn (1/6/11)
 .619..... (13-21) Georgia (1/29/97)
 .611..... (11-18) HIGH POINT (12/21/09)

FREE THROWS MADE

43..... COLORADO (12/22/00)
 40..... TENNESSEE (2/3/05)
 38..... ARKANSAS (2/22/04)
 32..... TENNESSEE (2/19/04)
 32..... TENNESSEE (1/23/83)
 31..... at Tennessee Tech (12/4/92)

FREE THROW ATTEMPTS

54..... ARKANSAS (2/22/04)
 49..... COLORADO (12/22/00)
 46..... TENNESSEE (2/3/05)
 46..... vs Alabama (3/1/91)
 43..... at Old Dominion (12/11/09)
 42..... at Tennessee Tech (12/4/92)
 42..... vs Alabama (3/6/93)
 42..... AUBURN (2/3/79)

FREE THROW PCT (10 ATT. MIN.)

1.000..... (12-12) vs. GEORGIA (2/26/17)
 1.000..... (10-10) vs. South Alabama (11/26/10)
 1.000..... (10-10) at Arkansas (1/26/06)
 .955..... (21-22) at Kentucky (2/18/10)
 .950..... (19-20) MISSOURI (2/16/17)
 .933..... (14-15) BAYLOR (12/30/03)
 .917..... (22-24) LSU (1/24/99)
 .913..... (21-23) TENNESSEE (2/21/93)
 .900..... (18-20) VANDERBILT (2/20/05)
 .900..... (18-20) Georgia (1/11/01)

REBOUNDS

73..... at Florida State (12/3/80)
 71..... Western Kentucky (1/21/77)
 67..... AUBURN (2/3/79)
 64..... MASSACHUSETTS (1/28/08)
 64..... FLORIDA STATE (1/10/79)
 63..... TENNESSEE (2/18/89)
 63..... at Tennessee (2/8/80)

ASSISTS

30..... GEORGIA (1/12/03)
 29..... LSU (1/23/03)
 29..... at Southern Miss (1/19/85)
 29..... at Kentucky (12/31/81)
 29..... at Alabama (12/15/80)

STEALS

27..... SOUTH CAROLINA (12/1/79)
 26..... vs Houston (12/06/02)
 25..... at Mercer (11/19/79)
 23..... at LSU (1/5/17)
 21..... ALABAMA (1/21/16)
 20..... at Georgia (1/16/84)
 20..... MISSISSIPPI STATE (1/3/81)

BLOCKED SHOTS

12..... at Tennessee (2/14/10)
 12..... VANDERBILT (2/26/83)
 12..... at South Carolina (2/23/14)
 11..... vs Ohio State (3/18/12)
 11..... vs Tennessee (3/07/08)
 11..... COLORADO (12/22/00)
 11..... AUBURN (2/02/06)
 11..... vs Florida State (2/26/77)
 10..... at South Alabama (12/1/15)
 10..... Vanderbilt (1/31/88)
 10..... at Vanderbilt (1/29/84)
 10..... VANDERBILT (1/4/83)

TURNOVERS

50..... at Miami (1/12/80)
 43..... ST. FRANCIS (12/17/13)
 42..... BETHUNE-COOKMAN (12/6/95)
 42..... CENTRAL FLORIDA (1/13/95)
 42..... FLORIDA SOUTHERN (12/2/87)
 42..... CENTRAL FLORIDA (1/13/93)

FOULS

45..... CENTRAL FLORIDA (1/13/93)
 36..... ARKANSAS STATE (11/14/98)
 34..... ALABAMA STATE (12/28/06)
 33..... vs Arizona State (12/29/90)
 33..... INDIANA (1/8/81)
 33..... PACIFIC (12/7/12)

OPPONENT - GAME LOWS

POINTS

19..... at Florida Tech (Jan. 1975)
 23..... ROLLINS (1/31/77)
 28..... Miami (2/8/77)
 30..... CHICAGO ST (12/20/00)
 32..... ALABAMA STATE (12/9/92)
 32..... FLORIDA STATE (2/13/84)

FEWEST1ST-HALFPOINTS(FROM1977SEASON)

11..... ROLLINS, 1/31/77
 11..... BETHUNE-COOKMAN, 2/2/94

FEWEST2ND-HALFPOINTS(FROM1977SEASON)

8..... Miami, 2/8/77
 12..... ROLLINS, 1/31/77
 13..... SOUTHERN U., 12/20/09

FIELD GOALS MADE

9..... vs Bryan College (11/25/88)
 9..... ROLLINS (1/31/77)
 9..... vs. South Alabama (11/11/16)
 11..... at North Texas St. (12/3/83)
 12..... CHICAGO ST (12/20/00)
 12..... vs Manhattan (12/7/91)
 12..... ALA-HUNTSVILLE (12/13/90)

FIELD GOAL ATTEMPTS

31..... vs Bryan College (11/25/88)
 35..... CENTRAL FLORIDA (12/6/89)
 37..... at South Alabama (2/13/90)
 39..... SAMFORD (12/28/11)
 39..... SOUTH FLORIDA (1/18/95)
 40..... CENTRAL FLORIDA (12/09/00)
 40..... ROLLINS (1/31/77)

FIELD GOAL PERCENTAGE

.161..... (9-68) at North Texas St. (12/3/83)
 .190..... (12-63) vs Manhattan (12/7/91)
 .196..... (10-51) vs. South Alabama (11/11/16)
 .200..... (13-65) ALABAMA STATE (12/28/06)
 .203..... (14-69) SOUTHERN (12/20/09)
 .220..... (13-59) vs. Arkansas St. (12/9/95)

3-PT FIELD GOALS MADE

0..... multiple times - last 3
 LSU (1/17/16)
 at LSU (2/25/16)
 Texas A&M (2/22/15)

3-PT FG ATTEMPTS

0..... GEORGIA (1/6/90)
 0..... at Mississippi (2/4/89)
 0..... #1 TENNESSEE (1/21/99)
 2..... at LSU (2/25/16)
 3..... COPPIN ST. (12/10/08)
 3..... at New Mexico State (12/20/94)
 3..... vs. SW Louisiana (12/3/93)

3-PT FG PERCENTAGE (8 ATT MIN)

.000..... (0-19) DUQUESNE (12/21/11)
 .000..... (0-12) vs Temple (3/22/09)
 .000..... (0-10) at Arkansas (1/16/93)
 .000..... (0-8) vs St. John's (11/27/09)
 .000..... (0-9) WISCONSIN-GB (1/3/00)
 .000..... (0-5) TEXAS A&M (3/2/14)
 .056..... (1-18) VIRGINIA TECH (12/1/14)
 .056..... (1-18) TEXAS-ARLINGTON (12/19/05)

FREE THROWS MADE

0..... MISSISSIPPI (2/17/00)
 0..... HARVARD (12/20/83)
 1..... vs Villanova (11/29/98)
 1..... LIBERTY (12/29/05)
 1..... STETSON (11/26/07)

FREE THROW ATTEMPTS

2..... at Oregon State (12/14/02)
 3..... STETSON (11/26/07)
 3..... at Miami (2/24/85)
 4..... ALABAMA (1/19/12)
 4..... SOUTH CAROLINA (1/14/96)
 4..... ALABAMA STATE (12/8/90)
 4..... SOUTH FLORIDA (1/10/84)

FREE THROW PERCENTAGE

.000..... (0-5) MISSISSIPPI (2/17/00)
 .200..... (1-5) vs Villanova (11/29/98)
 .250..... (2-8) SOUTHERN U. (12/20/09)
 .273..... (6-22) VANDERBILT (1/31/99)
 .278..... (5-18) FLORIDA ST (1/14/87)

REBOUNDS

17..... CENTRAL FLORIDA (12/6/89)
 19..... Florida Gulf Coast (3/21/11)
 19..... ARKANSAS (2/5/98)
 20..... SAMFORD (12/28/11)
 21..... WESTERN MICHIGAN (12/28/98)
 22..... ROLLINS (1/31/77)
 23..... SOUTH FLORIDA (1/18/95)
 24..... at LSU (1/5/17)
 24..... at South Carolina (1/9/11)
 24..... CENTRAL FLORIDA (12/09/00)

ASSISTS

1..... LYNN (2/16/95)
 1..... TAMPA (11/26/83)
 1..... STETSON (1/5/83)
 2..... HAMPTON (11/22/11)
 2..... STETSON (11/20/08)
 2..... GA. SOUTHERN (1/6/92)
 2..... vs Maryland-BC (12/31/86)

STEALS

0..... ALABAMA (1/29/04)
 0..... HARVARD (12/20/83)
 1..... GEORGIA (2/21/10)
 1..... at Alabama (2/16/03)
 1..... PITTSBURGH (12/21/08)
 1..... MISSISSIPPI ST (1/29/86)

BLOCKED SHOTS

0..... multiple times, last 2:
 at LSU (1/5/17)
 SOUTHEASTERN LA (12/28/16)
 vs. NC A&T (12/11/16)

TURNOVERS

4..... vs Alabama (2/12/83)
 5..... #9/8 ALABAMA (12/10/98)
 6..... vs BYU (3/16/02)
 6..... at Texas A&M (3/16/94)
 7..... OLE MISS (1/08/04)
 7..... vs Baylor (3/22/04)
 7..... CLEVELAND ST (1/4/82)

FOULS

6..... PENN STATE (1/08/00)
 6..... GEORGIA (3/01/03)
 6..... CLEVELAND ST (1/4/82)
 8..... at Tennessee (12/20/11)
 8..... at Florida State (12/28/10)
 9..... at Tennessee (2/14/10)
 9..... MOREHEAD ST. (11/27/06)
 9..... at Georgia (3/01/09)
 9..... at Miami (1/24/89)
 9..... vs Alabama (1/29/81)

OPPONENT-INDIVIDUALGAME

POINTS

46..... Lisa McMullen, ALABAMA ST., 12/8/90
 42..... Shavonte Zellous, PITTSBURGH, 12/21/09
 41..... Valerie Still, KENTUCKY, 2/20/82
 40..... LaToya Thomas, Mississippi St., 2/24/02

FIELD GOALS

18Lisa McMullen, ALABAMA ST., 12/8/90 (18-48)
 18..... Valerie Still, KENTUCKY, 2/20/82 (18-24)

FIELD GOAL ATTEMPTS

48Lisa McMullen, ALABAMA ST., 12/8/90 (18-48)
 30..... Bev Burnett, Florida St., 2/27/88 (11-30)

THREE-POINT FG

8..... Merideth Marsh, Vanderbilt, 2/12/09 (8-13)
 8..... Abi Ramsey, Vanderbilt, 1/30/05
 8..... Lisa McMullen, ALABAMA ST., 12/8/90 (8-20)
 7..... by four players, last Brandy Montgomery, AUBURN, 1/1/17)

THREE-POINT FG ATTEMPTS

20..... Lisa McMullen, ALABAMA ST., 12/8/90 (8-20)
 20Christi Timmons, S. CAROLINA, 2/20/94 (7-20)

FREE THROWS

19..... Tyra Buss, vs Indiana 12/20/16 (19-20)
 18..... Jerica Coley, at FIU, 3/21/13 (18-18)
 14 Rhonda Blades, VANDERBILT, 1/24/93 (14-15)
 14..... C. Cassidy, Navy, 11/21/81 (14-16)

FREE THROWS ATTEMPTED

20..... Tyra Buss, vs Indiana 12/20/16 (19-20)
 20..... Jerica Coley, at FIU, 3/21/13 (18-18)
 16..... Candace Parker, Tennessee, 2/26/06 (10-16)
 16..... Arminite Price, Ole Miss, 1/8/04 (10-16)
 16..... C. Cassidy, Navy, 11/21/81 (14-16)
 15..... Alicia Gladden, Florida St., 11/24/06 (12-15)
 15 Rhonda Blades, VANDERBILT, 1/24/93 (14-15)

REBOUNDS

30..... Jennifer Butler, MASSACHUSETTS, 12/28/02
 27..... Allison Percy, Florida St., 12/3/94
 20..... Lauren Ervin, ARKANSAS, 1/21/07
 20..... Lauretta Freeman, AUBURN, 2/14/93

ASSISTS

15..... Temeka Johnson, at LSU, 2/27/05
 14..... Jordan Jones, TAMU, 3/2/14
 14..... Temeka Johnson, at LSU, 1/10/02
 13..... Curtyce Knox at TAMU, 2/2/17

OPPONENT TEAM & INDIVIDUAL, GAME RECORDS

13.....Amy Lannom, ALABAMA, 2/9/91

STEALS

10.....Raigyne Moncrief at LSU, 1/5/17)

9.....Angel McCoughtry, Louisville, 12/2/07

9.....Joyce Walker, LSU, 2/6/83

9.....B. Elrod, Stetson, 11/26/80

BLOCKED SHOTS

7.....Ashley Adams, Ohio State, 3/18/12

7.....Kelly Cain, Tennessee, 2/14/10

7.....KeKe Carrier, Auburn, 1/11/09

6.....Brittney Griner, Baylor, 3/20/12

6.....Tia Bell, NC State, 3/27/08

6.....Marita Payne, AUBURN, 2/2/06

6.....Angela Jackson, Texas, 11/26/96

6.....C. Champion, Brown, 12/1/84

Boldface indicates occurrence during 2016-17 season; CAPS indicates home game

CAREER RECORDS

1,000-POINT SCORERS

2,001	Merlakia Jones, 1992-95
1,915	Murriel Page, 1995-98
1,895	Tammy Jackson, 1981-85
1,858	DeLisha Milton, 1993-97
1,820	Sha Brooks, 2005-09
1,798	Quientella Bonner, 1976-81
1,602	Jaterra Bonds, 2010-14
1,580	Brandi McCain, 1998-02
1,576	Vanessa Hayden, 2000-04
1,531	Keturah Bell, 1982-86
1,529	Marshae Dotson, 2005-09
1,488	Tiffany Travis, 1996-00
1,451	Ronni Williams, 2013-present
1,448	Tonya Washington, 1997-00
1,398	Rhvonja Smith, 1987-91
1,381	Sophia Witherspoon, 1988-91
1,349	Tamara Stocks, 1997-01
1,347	LaTonya McGhee, 1989-93
1,257	Jennifer George, 2009-13
1,221	Cheryl Fisher, 1977-81
1,124	Bernice Mosby, 2002-05
1,098	Jana Bragg, 1984-88
1,053	Kayla Lewis, 2010-11, 2012-15
1,039	Talatha Bingham, 1996-99
983*	Jordan Jones, 2009-12

POINT AVERAGE

18.9	Doreen Landolfi, 1977-79
17.6	Quientella Bonner, 1977-81
17.1	Tammy Jackson, 1981-85
17.0	Merlakia Jones, 1992-95
16.2	Sophia Witherspoon, 1988-91
15.4	Tonya Washington, 1997-00
15.2	Bridget Pettis, 1991-93
15.0	Murriel Page, 1994-98
14.9	DeLisha Milton, 1993-97
14.9	Brandi McCain, 1998-02
14.7	Vanessa Hayden, 2000-04
14.4	Sha Brooks, 2005-09
13.5	Bernice Mosby, 2002-05
13.0	Terry Whitehead, 1983-85

REBOUNDS

1,321	Quientella Bonner, 1977-81
1,251	Murriel Page, 1994-98
1,141	Tammy Jackson, 1981-85
1,109	DeLisha Milton, 1993-97
1,105	Vanessa Hayden, 2000-04
998	LaTonya McGhee, 1989-93
915	Jennifer George, 2009-13
884	Keturah Bell, 1982-86
884	Cheryl Fisher, 1977-81
854	Marshae Dotson, 2005-09
830	Merlakia Jones, 1992-95
801	Ronni Williams, 2013-present
777	Rhvonja Smith, 1987-91
745	Kayla Lewis, 2010-11, 2012-15
712	Naomi Mobley, 1998-01
664	Tamara Stocks, 1997-01

REBOUND AVERAGE

16.5	Cindy Kline, 1976-77
12.9	Quientella Bonner, 1976-81
10.3	Vanessa Hayden, 2000-04
10.3	Tammy Jackson, 1981-85
9.8	Murriel Page, 1994-98
9.2	LaTonya McGhee, 1989-93
8.9	DeLisha Milton, 1993-97
8.5	Cheryl Fisher, 1977-80
8.2	Pam Stone, 1981-83
7.9	Naomi Mobley, 1998-01
7.8	Keturah Bell, 1982-86
7.5	Bernice Mosby, 2002-05
7.1	Rhvonja Smith, 1987-91

FIELD GOALS MADE

855	Merlakia Jones, 1992-95
816	Tammy Jackson, 1981-85
796	Quientella Bonner, 1976-81
790	Murriel Page, 1994-98
747	DeLisha Milton, 1993-97
660	Keturah Bell, 1982-86
645	Vanessa Hayden, 2000-04
620	Tonya Washington, 1997-00
598	Marshae Dotson, 2005-09
589	Sha Brooks, 2005-09
580	Ronni Williams, 2013-present
579	Tiffany Travis, 1996-00
558	LaTonya McGhee, 1989-93
548	Rhvonja Smith, 1987-91
543	Brandi McCain, 1998-02
543	Jaterra Bonds, 2010-14
538	Cheryl Fisher, 1977-81
511	Jennifer George, 2009-13
503	Tamara Stocks, 1997-01

FIELD GOAL ATTEMPTS

1,770	Merlakia Jones, 1992-95
1,613	Sha Brooks, 2005-09
1,481	Quientella Bonner, 1976-81
1,475	Brandi McCain, 1998-02
1,466	Tammy Jackson, 1981-85
1,437	Murriel Page, 1994-98
1,418	DeLisha Milton, 1993-97
1,352	Tonya Washington, 1997-00
1,339	Jaterra Bonds, 2010-14
1,335	Keturah Bell, 1982-86
1,276	Vanessa Hayden, 2000-04
1,271	Tiffany Travis, 1996-00
1,249	Cheryl Fisher, 1977-81
1,163	Ronni Williams, 2013-present
1,146	LaTonya McGhee, 1989-93
1,108	Rhvonja Smith, 1987-91
1,093	Talatha Bingham, 1996-99
1,077	Marshae Dotson, 2005-09
1,026	Tamara Stocks, 1997-01
1,021	Bernice Mosby, 2002-05
996	Janna Bragg, 1984-88

FIELD GOAL PERCENTAGE (MIN. 350 ATT.)

.557	Tammy Jackson (816-1466), 1981-85
.555	Marshae Dotson (598-1077), 2005-09
.551	Naomi Mobley (199-361), 1998-01
.550	Murriel Page (790-1437), 1994-98
.544	Azania Stewart (317-583), 2008-12
.538	Terry Whitehead (282-524), 1981-83
.537	Quientella Bonner (796-1481), 1976-81
.527	DeLisha Milton (747-1418), 1993-97
	Lisa Webb (166-315), 1983-87
.526	Hollis Hindes (276-525), 1981-85
.521	Robin Mathis, 1986-88
.519	Kayla Lewis (302-596), 2010-11, 2012-15
.516	Lisa Born (222-430), 1986-88
.514	Jennifer George (511-994), 2009-13
.505	Vanessa Hayden (645-1276), 2000-04
.499	Ronni Williams (580-1163), 2013-present
.490	Tamara Stocks (503-1026), 1997-01

THREE-POINT FG MADE

246	Talatha Bingham, 1995-99
230	Brandi McCain, 1998-02
212	Sha Brooks, 2005-09
205	Charlie Needles, 2012-16
194	Jordan Jones, 2009-12
161	Steffi Sorensen, 2008-10
142	Dana Smith, 1994-98
132	Lily Svete, 2010-14
125	Tamia Williams, 2001-05
109	Kerry Creameans, 1990-94
106	Bridget Pettis, 1991-93
104	Jaterra Bonds, 2010-14
90	Cassie Peoples, 2013-16
87	Depree Bowden, 2004-08
80	Sharielle Smith, 2006-10
80	Danielle Santos, 2002-06

THREE-POINT FG ATT.

794	Talatha Bingham, 1995-99
710	Brandi McCain, 1998-02
703	Sha Brooks, 2005-09
617	Charlie Needles, 2012-16
587	Jordan Jones, 2009-12
435	Dana Smith, 1994-98
432	Steffi Sorensen, 2008-10
381	Jaterra Bonds, 2010-14
377	Lily Svete, 2010-14
374	Kerry Creameans, 1990-94
370	Tamia Williams, 2001-05
339	Bridget Pettis, 1991-93
298	Depree Bowden, 2004-08
285	Cassie Peoples, 2013-16
278	Amanda Butler, 1990-94
265	Danielle Santos, 2002-06
259	Takiya Davis, 1991-95
252	Sarah Lowe, 2002-06

THREE-POINT FG% (MIN. 70 MADE)

.373	Steffi Sorensen (161-432), 2008-10
.360	T. Washington (73-203), 1997-00
.350	Lily Svete (132-377), 2010-14
.338	Tamia Williams (125-370), 2001-05
.338	Sharielle Smith (80-237), 2006-10
.333	Tashia Morehead (71-213), 2003-05
.332	Charlie Needles (205-617), 2012-16
.330	Jordan Jones (194-587), 2009-12
.326	Dana Smith (142-435), 1994-98
.324	Brandi McCain (230-710), 1998-02
.321	Kim Dye (72-224), 2003-07
.316	Cassie Peoples (90-285), 2013-16
.313	Bridget Pettis (106-339), 1991-93
.310	T. Bingham (246-794), 1995-99
.302	Sha Brooks (212-703), 2005-09
.302	Danielle Santos (80-265), 2002-06

FREE THROWS MADE

430	Sha Brooks, 2005-09
412	Jaterra Bonds, 2010-14
364	DeLisha Milton, 1993-97
343	Tamara Stocks, 1997-01
334	Murriel Page, 1994-98
333	Marshae Dotson, 2005-09
299	Rhvonja Smith, 1987-91
292	Tiffany Travis, 1996-00
288	Ronni Williams, 2013-present
286	Vanessa Hayden, 2000-04
274	Tombi Bell, 1997-01
268	Sophia Witherspoon, 1988-91
264	Brandi McCain, 1998-02
263	Tammy Jackson, 1981-85
260	Merlakia Jones, 1991-95

FREE THROW ATTEMPTS

550	Sha Brooks, 2005-09
543	Murriel Page, 1994-98
542	Jaterra Bonds, 2010-14
536	DeLisha Milton, 1993-97
500	Vanessa Hayden, 2000-04
499	Marshae Dotson, 2005-09
479	Tamara Stocks, 1997-01
474	Rhvonja Smith, 1987-91
469	Sophia Witherspoon, 1988-91
466	Tammy Jackson, 1981-85
422	Ronni Williams, 2013-present
418	Jennifer George, 2009-13
408	Tombi Bell, 1997-01
392	Tiffany Travis, 1996-00
383	LaTonya McGhee, 1989-93
371	Merlakia Jones, 1991-95
359	Erika Lang, 1988-92
353	Keturah Bell, 1982-86

FREE THROW PERCENTAGE (MINIMUM 80 FT MADE)

.829	Cassie Peoples (208-251), 2013-16
.821	Sharielle Smith (192-234), 2006-10
.820	Roonie Scovel (82-100), 1980-83
.820	Dallia Eshe (223-278), 2002-06
.790	Terry Whitehead (162-205), 1981-83
.788	Brandi McCain (264-335), 1998-02
.782	Sha Brooks (430-550), 2005-09
.782	Danielle Santos (129-165), 2002-06
.776	Camille Ratledge (90-116), 1986-90
.774	Charlie Needles (130-168), 2012-16
.766	Jordan Jones (157-205), 2009-12
.762	Sarah Lowe (192-252), 2002-06
.760	Jaterra Bonds (412-542), 2010-14
.753	Tashia Morehead (128-170), 2003-05
.750	Janna Bragg (153-204), 1984-88

ASSISTS

816	Camille Ratledge, 1986-90
568	Brandi McCain, 1998-02
497	Mahogany Hudson, 1994-98
434	Jaterra Bonds, 2010-14
431	Tombi Bell, 1999-01
401	Amanda Butler, 1990-94
376	Sarah Lowe, 2002-06
371	Susan Stoddard, 1983-87
368	Dana Smith, 1994-98
365	Sha Brooks, 2005-09
360	Roonie Scovel, 1980-84
309	Cassie Peoples, 2013-16
298	Janna Bragg, 1984-88
265	Danielle Santos, 2002-06
255	Sandra Wilson, 1980-83
226	Crystal Parker, 1992-96
224	Lanita Bartley, 2010-12
216	Sharlene Byrd, 1982-86
214	Tishona Gregory, 2001-05

BLOCKS

357	Vanessa Hayden, 2000-04
230	Quientella Bonner, 1976-81
205	Azania Stewart, 2008-12
191	Jennifer George, 2009-13
172	DeLisha Milton, 1993-97
160	Keturah Bell, 1982-86
121	Tammy Jackson, 1981-85
110	Aneika Henry, 2007-09
98	Haley Lorenzen, 2014-present
96	Ronni Williams, 2013-present
88	LaTonya McGhee, 1989-93
87	Tamara Stocks, 1998-01
81	Tyshara Fleming, 2015-present
75	Kayla Lewis, 2010-11, 2012-15
75	Naomi Mobley, 1998-01
58	Dallia Eshe, 2002-06
55	Murriel Page, 1994-98
50	Lisa Born, 1986-87
50	Rhvonja Smith, 1987-91

STEALS

281	DeLisha Milton, 1993-97
273	Brandi McCain, 1998-02
242	Sha Brooks, 2005-09
234	Camille Ratledge, 1986-90
216	Tammy Jackson, 1981-85
212	Mahogany Hudson, 1994-98
193	Merlakia Jones, 1991-95
192	Rhvonja Smith, 1987-91
191	Tombi Bell, 1997-01
185	Depree Bowden, 2004-08
183	Dana Smith, 1994-98
176	Sarah Lowe, 2002-06
171	Jennifer George, 2009-13
162	Danielle Santos, 2002-06
157	Charlie Needles, 2012-16
156	Sophia Witherspoon, 1988-91
150	Susan Stoddard, 1983-87

MINUTES PLAYED

4,294	Jaterra Bonds 2010-14 (137 GP)
3,987	Murriel Page, 1994-98 (128 GP)
3,882	Sha Brooks, 2005-09 (126 GP)
3,726	Dana Smith, 1994-98 (125 GP)
3,726	Talatha Bingham, 1995-99 (128 GP)
3,529	Brandi McCain, 1998-02 (106 GP)
3,515	Camille Ratledge, 1986-90 (109 GP)
3,424	Charlie Needles, 2012-16 (128 GP)
3,378	DeLisha Milton, 1993-97 (125 GP)
3,337	Sarah Lowe, 2002-06 (115 GP)
3,196	Mahogany Hudson, 1994-98 (119 GP)
3,181	Jennifer George, 2009-13 (135 GP)
3,039	Sharielle Smith, 2006-10 (125 GP)
3,022	Tamara Stocks, 1997-01 (129 GP)

GAMES PLAYED

137	Jaterra Bonds, 2010-14
137	Lily Svete, 2010-14
135	Jennifer George, 2009-13
131	January Miller, 2012-16
129	Tamara Stocks, 1997-01
128	Murriel Page, 1994-98
128	Talatha Bingham, 1996-99
128	Charlie Needles, 2012-16
127	Ndidi Madu, 2007-12
126	Sha Brooks, 2005-09
126	Marshae Dotson, 2005-09
125	Sharielle Smith, 2006-10
125	DeLisha Milton, 1993-97
125	Dana Smith, 1994-98
121	Ronni Williams, 2013-present
120	Depree Bowden, 2004-08
120	Crystal Parker, 1992-96
119	Kayla Lewis, 2010-11, 2012-15
119	Mahogany Hudson, 1994-98
118	Kelly Freeman, 1996-00
118	Monique Cardenas, 1998-02

CONSECUTIVE GAMES STARTED

123	Sha Brooks, 2005-09 (started 125 total)
109	Murriel Page, 1994-98 (started 111 total, final 109 of career)
103	Jaterra Bonds, 2010-14 (started 116 total, final 103 of career)
76	Talatha Bingham, 1996-99 (started 115 total, final 76 of career)
66	Dana Smith, 1994-98 (107 total)
66	Camille Ratledge, 1986-90 (101 total)
63	Kayla Lewis, 2010-11, 2012-15 (91 total, final 63 of career)
63	Steffi Sorensen, 2008-10 (63 total)
60	Tamara Stocks, 1997-01 (124 total, final 38 of career)

GAMES STARTED

125	Sha Brooks, 200
-----	-----------------

2016-17 Florida Final Box Scores & Game Recaps

Official Basketball Box Score -- Game Totals -- Final Statistics

South Alabama vs Florida
11/11/16 5:00 pm ET at Veterans Memorial Arena- Jacksonville, FL

South Alabama 33 • 0-1

#	Player	Total			3-Ptr			Rebounds			PF	TP	A	TO	Blk	Stl	Min
		FG-FGA	FG-FGA	FT-FTA	Off	Def	Tot	Off	Def	Tot							
15	Guillory, LaNeetra	f	1-3	0-0	0-0	2	0	2	0	2	0	2	1	1	0	19	
34	Ellis, Chyna	c	0-3	0-0	2-2	2	4	6	1	2	0	1	2	2	24		
03	Davis, Colby	g	0-5	0-1	2-4	0	4	4	2	2	1	6	0	0	27		
10	Daniels, Marquita	g	1-8	0-1	2-2	2	1	3	2	4	0	4	0	3	17		
30	Perrymond, Genesis	g	2-8	1-3	0-0	1	0	1	0	5	1	9	0	1	29		
00	Williams, Candice	g	1-6	0-0	3-4	0	1	1	4	5	1	4	0	1	15		
02	Kines, Shaforia	g	1-1	0-0	0-0	0	0	0	0	2	0	1	0	0	4		
13	London, Camryn	g	0-1	0-1	0-0	0	0	0	0	0	0	0	0	1	2		
14	Jones, Savannah	g	2-5	2-4	0-0	0	1	1	1	6	1	1	0	0	18		
23	Givens, Alyse	g	0-3	0-0	0-0	0	2	2	0	0	0	1	0	0	8		
24	Autio, Erin	g	2-6	1-3	0-0	1	2	3	0	5	0	0	0	0	19		
25	Centers, Kennedi	g	0-1	0-0	0-0	0	1	1	3	0	0	3	0	1	12		
44	Hall, India	g	0-1	0-0	0-0	0	0	0	1	0	0	0	0	0	6		
Team							4	3	7								
Totals			10-51	4-13	9-12	12	19	31	14	33	4	32	3	9	200		

1st - FG %:	2-14 12.5%	2nd:	3-12 25.0%	3rd:	2-8 25.0%	4th:	3-15 20.0%	Game:	10-51 19.6%	Deadball	Rebounds
3FG %:	0-4 0.0%		2-3 66.7%		1-2 50.0%		1-4 25.0%		4-13 30.8%		1
FT %:	0-0 0.0%		3-4 75.0%		4-6 66.7%		2-2 100.0%		9-12 75.0%		0

Florida 85 • 1-0

#	Player	Total			3-Ptr			Rebounds			PF	TP	A	TO	Blk	Stl	Min
		FG-FGA	FG-FGA	FT-FTA	Off	Def	Tot	Off	Def	Tot							
01	Williams,Ronni	f	8-10	0-0	0-0	3	7	10	2	16	1	2	0	1	23		
21	Christinaki,Eleanna	f	5-13	1-4	5-6	3	2	5	2	16	5	7	0	3	29		
44	Lorenzen,Haley	f	8-15	0-1	0-1	3	2	5	3	16	1	0	2	3	25		
00	Washington,Delicia	g	4-6	0-0	0-0	1	5	6	2	8	2	3	0	4	20		
11	Anderson,Dyandria	g	3-7	0-3	0-0	1	2	3	4	6	6	2	0	6	24		
05	Portakal,Elif	g	1-2	0-0	0-0	0	1	1	0	2	5	3	0	1	24		
15	Searcy,Sydney	g	1-5	0-1	0-0	1	1	2	4	2	2	2	1	2	19		
23	Copeland,Brooke	g	3-8	2-7	0-0	1	5	6	1	8	1	1	1	0	20		
24	Fleming,Tyshara	g	5-5	0-0	1-1	1	3	4	2	11	0	1	2	0	16		
Team						2	3	5									
Totals			38-71	3-16	6-8	16	31	47	20	85	23	21	6	20	200		

1st - FG %:	8-14 57.1%	2nd:	9-20 45.0%	3rd:	12-19 63.2%	4th:	9-18 50.0%	Game:	38-71 53.5%	Deadball	Rebounds
3FG %:	0-1 0.0%		0-8 0.0%		1-2 50.0%		2-5 40.0%		3-16 18.8%		0
FT %:	3-4 75.0%		0-1 0.0%		0-0 0.0%		3-3 100.0%		6-8 75.0%		0

Officials: Bev Roberts, Eric Koch, Katie LuKanich
Technical fouls: South Alabama-None. Florida-None.
Attendance: 2003

Score by periods	1st	2nd	3rd	4th	Total
South Alabama	4	11	9	9	33
Florida	19	18	25	23	85

Points	In	Off	2nd	Fast
USA	4	7	12	2
UF	56	36	16	22

Score tied - 1 time.
Lead changed - 0 times.
Last FG - USA 4th-01:24, UF 4th-00:41.
Largest lead - USA None, UF by 52 4th-00:41.
USA led for 00:00. UF led for 37:04. Game was tied for 02:54.

Official Basketball Box Score -- Game Totals -- Final Statistics

Florida vs Chattanooga
11/14/16 6:30 p.m. at Chattanooga, Tenn. (The McKenzie Arena)

Florida 72 • 2-0

#	Player	Total			3-Ptr			Rebounds			PF	TP	A	TO	Blk	Stl	Min
		FG-FGA	FG-FGA	FT-FTA	Off	Def	Tot	Off	Def	Tot							
01	Williams,Ronni	f	4-10	0-0	2-2	2	6	8	3	10	2	1	1	1	29		
21	Christinaki,Eleanna	f	13-24	2-6	1-2	5	4	9	0	29	1	4	0	2	36		
44	Lorenzen,Haley	f	8-15	0-0	0-0	1	4	5	1	26	1	0	1	0	32		
00	Washington,Delicia	g	2-4	0-1	0-0	1	2	3	1	4	1	5	0	2	21		
11	Anderson,Dyandria	g	1-2	1-2	2-4	2	3	5	2	5	2	6	2	0	27		
05	Portakal,Elif	g	0-0	0-0	0-0	0	3	3	0	0	3	1	0	0	14		
15	Searcy,Sydney	g	1-2	0-0	0-0	0	1	1	0	2	2	0	0	3	16		
23	Copeland,Brooke	g	1-4	1-3	1-2	2	1	3	1	4	0	1	0	0	14		
24	Fleming,Tyshara	g	1-4	0-0	0-0	2	1	3	3	2	0	2	0	1	11		
Team						3	3	6									
Totals			31-65	4-12	6-10	18	28	46	11	72	16	17	2	9	200		

1st - FG %:	10-19 52.6%	2nd:	6-16 37.5%	3rd:	7-20 35.0%	4th:	8-10 80.0%	Game:	31-65 47.7%	Deadball	Rebounds
3FG %:	1-2 50.0%		0-4 0.0%		1-4 25.0%		2-2 100.0%		4-12 33.3%		0
FT %:	2-4 50.0%		0-0 0.0%		2-4 50.0%		6-10 60.0%		6-10 60.0%		0

Chattanooga 61 • 1-1

#	Player	Total			3-Ptr			Rebounds			PF	TP	A	TO	Blk	Stl	Min
		FG-FGA	FG-FGA	FT-FTA	Off	Def	Tot	Off	Def	Tot							
03	Jasmine Joyner	f	6-12	0-2	4-4	2	6	8	3	16	0	5	1	2	36		
10	Queen Alford	g	0-1	0-0	0-0	1	0	1	1	0	0	0	0	0	9		
20	Keiana Gilbert	g	1-7	0-2	1-2	0	4	4	1	3	2	1	0	0	34		
25	Chelsey Shumpert	g	3-9	1-6	1-1	1	0	0	1	8	4	4	0	1	26		
35	Aryanna Gilbert	g	1-1	0-0	0-0	0	0	0	0	2	1	1	0	0	15		
22	Shelbie Davenport	g	4-10	3-6	3-3	1	1	2	2	14	4	0	1	3	31		
23	Moses Johnson	g	3-7	2-3	1-1	2	2	4	1	9	1	2	0	3	20		
33	Lakelyn Bouldin	g	3-7	1-3	2-2	0	3	3	0	9	2	2	0	1	25		
41	Ashlyn Wert	g	0-0	0-0	0-0	0	0	0	0	0	0	0	1	0	4		
Team						0	4	4									
Totals			21-54	7-22	12-13	6	20	26	9	61	14	16	3	10	200		

1st - FG %:	4-14 28.6%	2nd:	6-13 46.2%	3rd:	8-14 57.1%	4th:	8-10 80.0%	Game:	21-54 38.9%	Deadball	Rebounds
3FG %:	1-5 16.7%		2-5 40.0%		3-7 42.9%		1-4 25.0%		7-22 31.8%		0
FT %:	4-5 80.0%		1-1 100.0%		4-4 100.0%		3-3 100.0%		12-13 92.3%		0

Officials: Edward Sidlasky, Dawn Marsh, Rashan Michel
Technical fouls: Florida-None. Chattanooga-None.
Attendance: 2427

Score by periods	1st	2nd	3rd	4th	Total
Florida	23	12	17	20	72
Chattanooga	13	15	23	10	61

Points	In	Off	2nd	Fast
UF	38	11	16	10
UTC	26	16	2	6

Score tied - 3 times.
Lead changed - 6 times.
Last FG - UF 4th-01:21, UTC 4th-04:38.
Largest lead - UF by 13 2nd-06:03, UTC by 1 1st-09:15.
UF led for 38:17. UTC led for 00:53. Game was tied for 00:50.

Game 1: #20/24 Florida 85, South Alabama 33

November 11, 2016 * Veterans Memorial Arena * Jacksonville, Fla.

Florida's top three scorers from last year returned for this season and all led the Gator offensively en route to an 85-33 win against South Alabama at Veterans Memorial Arena in the season opener for both clubs.

Senior Ronni Williams, junior Haley Lorenzen and sophomore Eleanna Christinaki each tallied 16, while senior Tyshara Fleming added 11 points, as all nine Gators who suited up scored in the 52-point win that was tied for the largest season-opening margin of victory in the program's 43-year history.

Junior Brooke Copeland and freshman Delicia Washington both scored eight points and both collected six rebounds.

Dyandria Anderson posted a game-high six assists with a career-best six steals.

Florida dished 23 assists on its 38 baskets, with eight Gators having a least one. Christinaki tallied five assists, as did freshman Elif Portakal.

The potent Gator offense was a little slow getting on the board initially, as Christinaki was the first to score on a layup 2:37 into the game. South Alabama came right back just a jumper from LaNeetra Guillory, before Williams, who corralled 10 rebounds for her 14th double-double of her career, netted an inside bucket and the Gators ripped off 17-2 run to end the first quarter and never looked back, taking a 37-15 halftime lead.

Florida scored the first 20 point of the third quarter when it really blew the game open on the strength of its inside poise. Florida hit 63.2 percent (12-19) from the floor during the third period and extended their advantage in the paint, where they eventually earned a 56-4 differential.

Defense was, however, what UF head coach Amanda Butler was most proud of during the game, as the Gators totaled 20 steals and forced 32 turnovers that resulted in 36 points and helped account for 22 fast break points.

Numbers of Note

- The 52-point win tied for the largest season-opening victory in program history (also 52-point win against Tampa, 91-39, on Nov. 26, 1983)
- UF outscored USA in the paint, 56-4
- The Gators turned 32 Jaguar turnovers into 36 points
- UF shot 53.5 percent from the floor overall, including a 63.6 percent mark from inside the three-point arc.
- Nine Jaguars scored during the game, but none had more than six points.
- Florida held South Alabama to a 19.6 shooting percentage for the game, the third-lowest by an opponent in program history.
- Williams topped the 900-career point plateau during the game
- Lorenzen scored her 500th career point during the win

Quotes from the Court – UF Head Coach Amanda Butler:

On what stood out the most during tonight's victory:

"I was really, really proud of the way we played defense today, it carried over into the way we played offense. It was a very complete game. Our guards did a great job of rebounding, which is something we're really bene harping on lately. I think our defensive intensity was really overwhelming for them and that's a great credit as to how hard our team worked in practice this week."

Game 2: #20/24 Florida 72, Chattanooga 61

November 14, 2016 * McKenzie Arena * Chattanooga, Tenn.

CHATTANOOGA, Tenn. – Sophomore Eleanna Christinaki scored a career high 29 points to lead three double-figure scoring Gators in a 72-61 road win at Chattanooga's McKenzie Arena.

Christinaki's scoring output is the most by a Gator since Dec. 21, 2013 when Christin Mercer netted 31 against FIU.

UTC made a run in the third quarter when the Mocs outscored the Gators 23-17 and actually took a 51-50 lead. The edge didn't last long, however, as Christinaki hit a 15-foot jumper with two seconds left in the third that shifted the lead back to the Gators and it was 52-51 entering the final quarter.

Haley Lorenzen, who finished with 16 points and five rebounds, opened the scoring in the fourth. UTC countered with a three-point-play and tied the score at 54. The teams traded buckets for the next minute-plus, before Christinaki hit a turn-around eight-footer in the paint and Ronni Williams followed with a jumper from the corner that gave UF a 63-58 lead with 6:06 on the clock.

Williams ended the game with 10 points and eight rebounds.

UTC answered with a three and the Mocs where within two, 63-61, with 4:38 remaining, but the Gators closed the game on a 9-0 run that included a big three-pointer from Dyandria Anderson and four points from Lorenzen and earned the 72-61 road victory.

Numbers of Note:

- Lorenzen earned her 50th career start
- Monday's game was UF's first of three trips to the Volunteer State during the 2016-17 season, returning on Jan. 29 (at Vanderbilt) and on Feb. 23 (at Tennessee).
- Prior to tonight, the last meeting between the teams was on Dec. 5, 1986.
- Entering Monday's game, UTC had won 64 of its last 66 home games, with notable victories during that span against Tennessee twice (No. 4 in 2014 and No. 20 in 2012) and Stanford (No. 7 in 2014)

Doubling their Fun:

- Eleanna Christinaki scored a game and career-high 29 points, the most points by a Gator since the 2013-14 season; it was her 26th career double-figure scoring game
- Haley Lorenzen scored 16 points for the second time this season; 20 career double-figure scoring game
- Ronni Williams finished with 10 points for her 53rd double-figure scoring game

Welcome Home!

- Gator junior Brooke Copeland is a native of Cleveland, Tenn., located approximately 32 miles from Chattanooga.
- More than 40 family members and friends were in the stands cheering for her during tonight's game.

Quoting UF Head Coach Amanda Butler:

"I thought our rebounding effort was superb. We just weren't going to be denied on the boards. It was a tone that we set very early. Eleanna (Christinaki) was obviously feeling it tonight. She looked great from mid-range. That balance of her being in double figures, with Ronni and Haley scoring in double-figures and everyone playing double-figure minutes so we could keep fresh people on the court is really when we're at our best. To get a win against UTC, which is an NCAA Tournament team, on their home court is a good indication that our team is growing every single practice. Our freshman really had some chances to play during some significant moments. Our second-half leadership from our upperclassmen was tremendous."

2016-17 Florida Final Box Scores & Game Recaps

Official Basketball Box Score -- Game Totals -- Final Statistics Temple vs Florida 11/19/16 1:00 pm ET at Ocala, FL * Patriot Gym

Temple 76 • 2-1

#	Player	Total		3-Ptr		Rebounds			PF	TP	A	TO	Blk	Stl	Min
		FG-FGA	FG-FTA	FG-FGA	FG-FTA	Off	Def	Tot							
35	MARTIN, Safiya	c	1-2	0-0	0-1	1	1	2	1	2	0	1	1	0	24
00	BUTTS, Alliya	g	4-14	2-9	1-1	1	4	5	2	11	4	2	0	0	33
02	FITZGERALD, Feyonda	g	5-14	2-6	7-9	2	4	6	4	19	9	8	0	1	39
21	BERGER, Khadijah	g	4-7	4-6	0-0	0	2	2	2	12	0	0	0	1	22
22	ATKINSON, Tanaya	g	5-15	0-2	4-6	6	7	13	3	14	1	2	1	4	36
14	SHERRILL, Ruth	g	1-1	0-0	0-0	0	2	2	1	2	0	0	0	0	9
24	TAYLOR, Shantay	g	0-0	0-0	1-2	0	3	3	2	1	0	0	0	0	5
32	FOUNTAIN, Donnaizha	g	6-13	1-5	2-4	2	5	7	4	15	0	4	1	0	22
34	BOLDUC, Monasia	g	0-0	0-0	0-0	0	0	0	1	0	1	0	2	0	10
	Team					0	3	3							
	Totals		26-66	9-28	15-23	12	31	43	20	76	15	17	5	6	200

1st - FG %:	6-17	35.3%	2nd:	3-12	25.0%	3rd:	11-20	55.0%	4th:	6-17	35.3%	Game:	26-66	39.4%	Deadball	
3FG %:	3-9	33.3%		2-6	33.3%		3-8	37.5%		1-5	20.0%		9-28	32.1%		Rebounds
FT %:	5-8	62.5%		2-2	100.0%		1-3	33.3%		7-10	70.0%		15-23	65.2%		6

Florida 83 • 3-0

#	Player	Total		3-Ptr		Rebounds			PF	TP	A	TO	Blk	Stl	Min
		FG-FGA	FG-FTA	FG-FGA	FG-FTA	Off	Def	Tot							
01	Williams,Ronni	f	7-13	0-0	4-6	1	5	6	4	18	3	2	0	2	22
21	Christinaki,Eleanna	f	8-20	2-6	3-4	2	5	7	1	21	4	1	0	0	36
44	Lorenzen,Haley	f	8-15	1-1	2-3	3	4	7	2	19	2	1	2	1	33
00	Washington,Delicia	g	5-9	0-0	0-4	4	5	9	5	10	2	2	0	3	21
11	Anderson,Dyandria	g	3-5	0-1	2-4	1	2	3	2	8	4	4	1	1	37
05	Portakal,Elif	g	0-1	0-0	0-0	0	2	2	0	0	0	1	0	0	4
15	Searcy,Sydney	g	1-4	0-1	0-0	0	1	1	2	2	2	0	0	3	23
23	Copeland,Brooke	g	0-3	0-2	0-0	0	0	0	0	0	0	0	0	1	13
24	Fleming,Tyshara	g	2-3	0-0	1-2	0	5	5	4	5	1	0	0	0	11
	Team					3	1	4							
	Totals		34-73	3-11	12-23	14	30	44	20	83	18	12	3	11	200

1st - FG %:	6-19	31.6%	2nd:	4-17	23.5%	3rd:	9-18	50.0%	4th:	15-19	78.9%	Game:	34-73	46.6%	Deadball	
3FG %:	2-5	40.0%		0-4	0.0%		1-2	50.0%		0-0	0.0%		3-11	27.3%		Rebounds
FT %:	2-5	40.0%		2-4	50.0%		4-6	66.7%		4-8	50.0%		12-23	52.2%		5

Officials: Tina Napier, Dee Kantner, Gina Cross
Technical fouls: Temple-None. Florida-None.
Attendance: 540

Score by periods	1st	2nd	3rd	4th	Total
Temple	20	10	26	20	76
Florida	16	10	23	34	83

Last FG - TEMPLE 4th-00:11, UF 4th-00:45.
Largest lead - TEMPLE by 8 2nd-03:27, UF by 12 4th-02:54.
TEMPLE led for 27:12, UF led for 11:52. Game was tied for 00:56.

Points	In	Off	2nd	Fast	Bench
TEMPLE	Paint	T/O	Chance	Break	18
UF	46	10	16	10	7

Score tied - 3 times.
Lead changed - 6 times.

Official Basketball Box Score -- Game Totals -- Final Statistics Florida vs Arkansas State 11/22/16 5:30 pm at Jonesboro, Arkansas (Convocation Center)

Florida 71 • 4-0

#	Player	Total		3-Ptr		Rebounds			PF	TP	A	TO	Blk	Stl	Min
		FG-FGA	FG-FTA	FG-FGA	FG-FTA	Off	Def	Tot							
01	Williams,Ronni	f	3-9	0-0	2-2	3	2	5	4	8	1	4	0	2	25
44	Lorenzen,Haley	f	5-10	1-2	0-0	3	3	6	0	11	1	2	1	3	35
00	Washington,Delicia	g	3-8	1-2	4-4	2	4	6	2	11	1	4	0	2	31
11	Anderson,Dyandria	g	1-3	0-2	4-4	3	5	8	2	6	9	3	1	0	36
21	Christinaki,Eleanna	g	8-17	2-6	5-5	2	4	6	5	23	1	2	0	0	22
05	Portakal,Elif	g	0-1	0-0	0-0	0	1	1	1	0	1	4	0	0	6
15	Searcy,Sydney	g	1-5	0-3	0-0	0	1	1	3	2	1	0	1	2	22
23	Copeland,Brooke	g	0-0	0-0	0-0	0	0	0	0	0	0	0	0	0	2
24	Fleming,Tyshara	g	4-6	0-0	2-3	2	7	9	4	10	0	0	2	0	21
	Team					2	1	3							
	Totals		25-59	4-15	17-20	17	28	45	21	71	15	20	5	9	200

1st - FG %:	6-17	35.3%	2nd:	7-11	63.6%	3rd:	6-15	40.0%	4th:	6-16	37.5%	Game:	25-59	42.4%	Deadball	
3FG %:	1-5	20.0%		2-3	66.7%		0-3	0.0%		1-4	25.0%		4-15	26.7%		Rebounds
FT %:	4-4	100.0%		3-3	100.0%		2-2	100.0%		8-11	72.7%		17-20	85.0%		1

Arkansas State 60 • 0-4

#	Player	Total		3-Ptr		Rebounds			PF	TP	A	TO	Blk	Stl	Min
		FG-FGA	FG-FTA	FG-FGA	FG-FTA	Off	Def	Tot							
01	Bradshaw, Lauren	f	2-8	0-0	0-0	2	6	8	3	4	0	4	0	0	33
02	Taylor, Starr	g	2-7	0-0	0-0	1	1	2	1	4	0	2	0	0	8
10	Westbrook, Akasha	g	2-10	0-2	0-0	1	5	6	2	4	0	5	0	0	22
13	Fowler, Brittany	g	3-7	3-6	0-0	0	0	0	1	9	4	1	0	2	35
25	Oliver, Dominique	g	7-18	3-8	6-8	5	1	6	4	23	1	2	0	4	40
05	Tennison, Payton	g	0-1	0-1	0-0	0	1	1	0	0	1	0	0	0	3
23	Hopkins, Tayton	g	1-5	0-0	3-4	2	1	3	2	5	4	1	0	0	31
24	Hopkins, Tahlon	g	3-10	3-5	2-4	0	2	2	4	11	1	0	0	2	19
33	Obinabo, Ogo	g	0-0	0-0	0-0	2	0	2	1	0	0	2	0	0	9
	Team					7	2	9							
	Totals		20-66	9-22	11-16	20	19	39	18	60	11	17	0	8	200

1st - FG %:	4-15	26.7%	2nd:	7-15	46.7%	3rd:	4-20	20.0%	4th:	5-16	31.3%	Game:	20-66	30.3%	Deadball	
3FG %:	0-3	0.0%		0-7	71.4%		3-8	37.5%		1-4	25.0%		9-22	40.9%		Rebounds
FT %:	4-4	100.0%		5-7	0.0%		3-4	75.0%		4-8	50.0%		11-16	68.8%		3

Officials: Eric Koch, Kelly Johnson, An-Jamilah Gregory
Technical fouls: Florida-None. Arkansas State-None.
Attendance: 2366

Score by periods	1st	2nd	3rd	4th	Total
Florida	17	19	14	21	71
Arkansas State	12	19	14	15	60

Last FG - UF 4th-03:30, ASU 4th-03:41.
Largest lead - UF by 14 4th-04:55, ASU by 2 1st-09:01.
UF led for 37:42, ASU led for 01:19. Game was tied for 00:59.

Points	In	Off	2nd	Fast	Bench
ASU	Paint	T/O	Chance	Break	12
	38	24	20	6	12

Score tied - 0 times.
Lead changed - 1 time.

Game 3: #19/23 Florida 83, #rv Temple 73 November 19, 2016 * Patriot Gym * Ocala, Fla.

The Gators ripped out of their huddle between the third and fourth quarters and opened the final period with an 18-2 run that flipped a seven-point deficit into a nine-point lead as Florida topped Temple, 83-76, Saturday afternoon at Patriot Gym on the campus of the College of Central Florida.

Haley Lorenzen and Eleanna Christinaki both scored six points during that crucial run, with Ronni Williams, Dyandria Anderson and Delicia Washington also chipping in offensively.

Temple led for more than 27 minutes of the game and by as many as eight points midway through the second quarter. Florida fought back from that deficit with a 12-0 run and held a three-point lead which was short-lived, as the Owls countered with a 10-2 run in the third quarter.

The teams traded buckets, but TU found more success from deep and would drop nine three-pointers during the game, compared with the Gator's three.

Washington, a freshman, began fueling the Gators at the end of third when she scored UF's final six points. Temple, however, netted the final four points of the period for the 56-49 lead.

Washington, who finished with 10 points and a team-best nine rebounds, opened the fourth quarter with a steal and a layup that ignited the game-changing run.

Temple closed to within five points, 79-74, with 1:14 remaining, however, the Gators worked their next offensive possession perfectly, as Christinaki waited until four on the shot clock before hitting an eight-footer in the lane with 45 seconds left. She tacked on a free throw 20 seconds later and gave UF an 82-74 lead that helped seal the win.

Final Fourth

- Florida outscored Temple, 34-20, during the fourth quarter.
- The Gators hit 78.9 percent (15-19) from the floor, while Temple connected on 35.3 percent (6-17).
- Christinaki scored 13 points in the fourth quarter (6-8 FG), while Lorenzen tallied 10 points (4-5 FG).
- The Gators had eight of their 18 assists during the final period and committed just one turnover. Temple had six miscues that UF converted into 10 points.

Double-Digit Gators

- Christinaki finished with a game-high 21 points, scoring 18 of those in the second half. The Gator sophomore also collected seven rebounds and four assists. This was her second straight 20-point game, as well as the 20th double-figure scoring game of her career.
- Lorenzen stepped up throughout the game, as her primary fellow frontcourt colleagues found themselves in first half foul troubles. Lorenzen, who led UF with nine points in the first half, ended with 19 points on 8-15 shooting from the floor.
- Williams, who was whistled for three fouls in the first half, scored 12 of her 18 points in the second half for her 54th career double-figure scoring game.
- Washington netted the second double-figure scoring game of her career, with eight of her 10 points coming during a crucial point late in the third quarter and into the fourth.

Quoting Florida Head Coach Amanda Butler: On the deciding fourth quarter:

"I think our upperclassmen composure is something that's really important. We had different people at different times step up and give us a spark so we had that true balance. We really are a mentally tougher team right now than we were this time a month ago and I think we were mentally tougher in the fourth quarter today than we were in the first and second quarter. That was important for us - that we continue to grow and push forward. We have to give Tyler Stuart (strength and conditioning coordinator) credit because we have enough gas in the tank in the fourth quarter to do whatever we need to do - run, press, trap, whatever the situation calls for."

Game 4: #16/20 Florida 71, Arkansas State 60 November 22, 2016 * Convocation Center * Jonesboro, Ark.

Sophomore Eleanna Christinaki scored 23 points and led four Gators in double-figure scoring as Florida earned a hard-fought 71-60 victory against Arkansas State on Tuesday evening.

The Gator win snapped the Red Wolves 25-game home winning streak at the Convocation Center that dated back to the 2013-14 season.

Every time throughout the game when Florida tried to distance itself on the scoreboard, A-State found a way reel the Gators back in, relying a lot on the long ball where it landed 9-of-22 during the game.

With the exception of the first bucket of the game, the Gators led wire-to-wire. A-State closed within one point early in the second half using four straight threes, before Christinaki, Haley Lorenzen and Tyshara Fleming scored during a 12-2 run and lifted the Gator lead back to double-figures.

ASU came answered with eight consecutive points and were back within three points, 50-47, with 9:29 remaining in the game.

The teams traded scores for the next two minutes and with the Gators holding a 54-51 edge and 7:23 left on the clock, the visitors closed the game on a 17-9 run to win their fourth game of the young season.

Ronni Williams scored six points during that final spree and Christinaki adding five, while Lorenzen, Fleming and Dyandria Anderson each chipping in two points.

Entering Tuesday's Game...

- Arkansas State, which is the defending Sun Belt Conference champion, had won a program-record 25 straight games home games dating back to the 2013-14 season; the streak was the fourth longest active streak in the nation.
- Florida is the first top-25 team playing at the Convocation Center since the 2009-10 season.
- A-State head coach Brian Boyer's next win will be the 300th of his 10-year career - all with the Red Wolves.

Double-Digit Gators

- Christinaki reached the 20-point mark for the third consecutive game, while collecting six rebounds before fouling out after 22 minutes of play.
- Lorenzen netted 10 points with six rebounds and a team-best three steals.
- Freshman Delicia Washington added 11 points and six rebounds for the second double-figure scoring game of her career.
- Fleming had 10 points and a career-high-tying nine rebounds, just missing the first double-double of her career.
- Dyandria Anderson flirted with a double-double and nearly a triple-double, as she finished with nine assists, eight rebounds and six points in 36 minutes.

Quotes from the Court - UF Head Coach Amanda Butler

"In key moments we made plays. It wasn't one of our better performances, but Arkansas State is a team that hasn't lost on their home court in 25 games. They are very well-coached. They shoot the ball really well. The best thing about today's game is that we learned more things about ourselves and we made plays when we had to."

"I thought Dyandria Anderson was a highlight with nine assists. She kept her composure, played 36 tough minutes and getting eight rebounds. I think that's just a stellar performance all the way around for her."

2016-17 Florida Final Box Scores & Game Recaps

Official Basketball Box Score -- Game Totals -- Final Statistics Florida vs Northwestern 11/25/16 7 P.M. at WELSH-RYAN ARENA (EVANSTON, ILL.)

Florida 68 • 4-1

#	Player	Total			3-Ptr			Rebounds			PF	TP	A	TO	Blk	Stl	Min
		FG-FGA	FG-FGA	FT-FTA	FG-FGA	FG-FGA	FT-FTA	Off	Def	Tot							
1	Williams,Ronni	f	9-20	0-0	1-2	6	7	13	3	19	1	2	1	0	31		
21	Christinaki,Eleanna	f	6-16	1-6	2-2	1	1	2	1	15	5	3	0	0	31		
44	Lorenzen,Haley	f	6-9	1-1	0-0	3	4	7	5	13	3	3	1	0	22		
00	Washington,Delicia	g	1-5	0-0	2-2	4	2	6	4	4	2	1	0	0	17		
11	Anderson,Dyandria	g	0-3	0-2	0-0	1	5	6	1	0	4	1	0	2	34		
15	Searcy,Sydney	g	3-8	2-4	1-2	2	0	2	5	9	1	0	0	3	22		
22	Morang,Sydney	g	0-0	0-0	0-0	0	0	0	0	0	0	1	0	0	3		
23	Copeland,Brooke	g	1-4	1-4	0-0	0	0	0	1	3	0	0	0	0	12		
24	Fleming,Tyshara	g	2-7	0-0	1-2	2	0	2	4	5	1	2	1	0	22		
5	Portakal,Elif	g	0-2	0-1	0-0	0	0	0	0	0	2	1	0	0	6		
	Team					3	3	6									
	Totals		28-74	5-18	7-10	22	22	44	24	68	19	14	3	9	200		
	1st - FG %:	9-19	47.4%	2nd:	7-14	50.0%	3rd:	8-19	42.1%	4th:	4-22	18.2%	Game:	28-74	37.8%	Deadball	
	3FG %:	3-6	50.0%	2-4	50.0%	0-4	0.0%	0-4	0.0%	5-18	27.8%	Rebounds					
	FT %:	0-0	0.0%	1-2	50.0%	6-8	75.0%	0-0	0.0%	7-10	70.0%	2					

Northwestern 73 • 4-1

#	Player	Total			3-Ptr			Rebounds			PF	TP	A	TO	Blk	Stl	Min
		FG-FGA	FG-FGA	FT-FTA	FG-FGA	FG-FGA	FT-FTA	Off	Def	Tot							
10	Coffey, Nia	f	10-18	1-4	5-8	6	8	14	3	26	6	3	2	4	36		
11	Douglas, Lauren	f	3-11	1-3	1-2	0	2	2	1	8	2	4	0	0	32		
34	Hamilton, Oceana	c	1-3	0-0	1-2	0	1	1	2	3	0	0	1	0	16		
12	Rohde, Lydia	g	3-4	3-4	0-0	0	2	2	2	9	1	2	1	3	40		
3	Deary, Ashley	g	3-13	0-3	4-8	0	2	2	0	10	9	5	0	2	37		
14	Kunaiyi-Akpanah, P.	g	0-0	0-0	0-0	0	0	0	1	0	0	0	0	0	2		
21	Wolf, Abbie	g	1-1	0-0	0-0	0	0	0	1	2	0	0	0	0	5		
22	Galemik, Byrdd	g	0-1	0-0	0-0	0	0	0	0	0	0	0	0	1	3		
32	Jamison, Amber	g	0-0	0-0	2-2	1	0	1	0	2	0	0	0	0	4		
44	Scheid, Abi	g	5-8	0-0	3-4	4	1	5	2	13	1	1	2	0	25		
	Team					5	9	14									
	Totals		26-59	5-14	16-26	16	25	41	12	73	19	15	6	10	200		
	1st - FG %:	7-14	50.0%	2nd:	9-20	45.0%	3rd:	5-12	41.7%	4th:	5-13	38.5%	Game:	26-59	44.1%	Deadball	
	3FG %:	2-5	40.0%	1-4	25.0%	2-3	66.7%	0-2	0.0%	5-14	35.7%	Rebounds					
	FT %:	2-2	100.0%	1-3	33.3%	6-9	66.7%	7-12	58.3%	16-26	61.5%	5					

Officials: LAURA MORRIS, BEVERLY ROBERTS, BOB TRAMMELL
Technical fouls: Florida-None. Northwestern-None.
Attendance: 857

Score by periods	1st	2nd	3rd	4th	Total
Florida	21	17	22	8	68
Northwestern	18	20	18	17	73

Last FG - UF 4th-00:01, NU 4th-00:30.
Largest lead - UF by 7 3rd-03:02, NU by 7 1st-07:58.
UF led for 21:32. UF led for 14:42. Game was tied for 03:34.

Score tied - 5 times.
Lead changed - 14 times.

Official Basketball Box Score -- Game Totals -- Final Statistics Wofford vs Florida 11/30/16 7 pm ET at Ocala, FL (Patriot Gym)

Wofford 51 • 3-3

#	Player	Total			3-Ptr			Rebounds			PF	TP	A	TO	Blk	Stl	Min
		FG-FGA	FG-FGA	FT-FTA	FG-FGA	FG-FGA	FT-FTA	Off	Def	Tot							
33	Pinholster,Grayson	f	2-6	0-0	0-0	1	2	3	1	4	0	0	2	0	20		
01	Wanink,Chloe	g	4-13	2-5	0-0	0	4	4	3	10	3	2	0	1	28		
03	Traynor,Sarah	g	4-6	0-1	0-0	1	0	1	1	8	1	3	0	0	18		
21	Corella,Maria	g	2-7	1-3	0-0	2	1	3	0	5	2	1	0	1	14		
22	Washington,Kentra	g	1-8	0-3	2-2	1	4	5	0	4	1	3	0	3	25		
05	Bayer,Marissa	g	2-2	0-0	0-0	1	4	5	4	9	0	2	0	2	16		
10	Booker,Cairo	g	4-11	0-0	1-1	2	0	2	3	9	3	4	0	2	26		
13	Lambdin,Kelsey	g	2-3	0-0	0-0	2	1	3	1	4	0	3	0	1	19		
24	Ryan,Emily	g	0-2	0-1	0-0	0	0	0	0	0	0	0	0	0	12		
35	Blakeney,Amoshia	g	1-10	0-2	1-2	2	1	3	0	3	1	1	0	0	22		
	Team					2	3	5									
	Totals		22-68	3-15	4-5	14	20	34	13	51	11	19	2	11	200		
	1st - FG %:	4-17	23.5%	2nd:	5-17	29.4%	3rd:	8-20	40.0%	4th:	5-14	35.7%	Game:	22-68	32.4%	Deadball	
	3FG %:	2-5	40.0%	2-4	50.0%	0-6	0.0%	1-2	50.0%	3-15	20.0%	Rebounds					
	FT %:	0-0	0.0%	0-0	0.0%	3-3	100.0%	1-2	50.0%	4-5	80.0%	0					

Florida 74 • 5-1

#	Player	Total			3-Ptr			Rebounds			PF	TP	A	TO	Blk	Stl	Min
		FG-FGA	FG-FGA	FT-FTA	FG-FGA	FG-FGA	FT-FTA	Off	Def	Tot							
01	Williams,Ronni	f	12-16	0-0	2-2	2	9	11	1	26	3	0	1	0	22		
44	Lorenzen,Haley	f	5-8	0-0	0-0	0	4	4	1	10	3	1	1	2	21		
00	Washington,Delicia	g	1-3	0-0	0-1	2	4	6	1	2	3	4	0	1	25		
11	Anderson,Dyandria	g	0-0	0-0	1-2	0	3	3	2	1	6	3	0	0	16		
21	Christinaki,Eleanna	g	8-12	2-4	2-2	0	3	3	0	20	1	0	0	0	26		
5	Portakal,Elif	g	1-6	1-3	0-0	0	0	0	2	3	3	3	0	2	23		
15	Searcy,Sydney	g	1-5	0-3	0-0	0	1	1	4	2	3	0	1	0	17		
22	Morang,Sydney	g	0-1	0-1	0-0	2	2	4	0	0	2	1	0	1	10		
23	Copeland,Brooke	g	2-5	1-2	0-0	0	1	1	1	5	3	3	0	2	22		
24	Fleming,Tyshara	g	2-4	0-0	1-1	3	5	8	3	5	1	6	5	0	18		
	Team					1	1	2									
	Totals		32-60	4-13	6-8	10	33	43	15	74	23	23	8	8	200		
	1st - FG %:	10-19	52.6%	2nd:	7-10	70.0%	3rd:	6-10	60.0%	4th:	9-21	42.9%	Game:	32-60	53.3%	Deadball	
	3FG %:	1-5	20.0%	2-3	66.7%	0-0	0.0%	1-5	20.0%	4-13	30.8%	Rebounds					
	FT %:	0-0	0.0%	5-5	100.0%	1-2	50.0%	0-1	0.0%	6-8	75.0%	0					

Officials: Jessie Dickerson, Metta Roberts, Kim Thebo
Technical fouls: Wofford-None. Florida-None.
Attendance: 783

Score by periods	1st	2nd	3rd	4th	Total
Wofford	10	10	19	12	51
Florida	21	21	13	19	74

Last FG - WOFF 4th-00:20, UF 4th-02:02.
Largest lead - WOFF None, UF by 28 2nd-02:40.
WUFF led for 00:00. UF led for 39:31. Game was tied for 00:24.

Score tied - 1 time.
Lead changed - 0 times.

Game 5: Northwestern 73, #16/20 Florida 68 November 25, 2016 * Welsh-Ryan Center * Evanston, Ill.

Through its first four games of the season, Florida had convincingly won each of the four quarters it had played. Friday's game was a different story, however, as the Gators managed just four points until there were 10 seconds remaining and Northwestern used a 13-2 run that fueled a 73-68 decision against visiting Florida at Welsh-Ryan Arena.

The Wildcats outscored the Gators 17-8 in the deciding final quarter after Florida entered the stanza with a 60-56 edge.

Florida hit just 4-of-22 overall from the floor (18.2 percent) during the period after converting steadily prior to those last 10 minutes.

The Gator's first loss of the season offset senior **Ronni Williams'** 19-point, 13-rebound performance, her second double-double of the season.

Sophomore **Eleanna Christinaki** added 15 points and a team-high five assists, while junior **Haley Lorenzen** added 13 points and seven rebounds before fouling out after 22 minutes of action.

It was Lorenzen who knocked down both of UF's field goals in the first 9:50 of the first quarter before Williams ended an offensive drought with 10 seconds left.

The game caps Florida's six-day road adventure, as the Gators will continue their season-opening 12-game road trip on Wednesday, when the team plays Wofford at Patriot Gym in Ocala, Fla.

Quoting UF Head Coach Amanda Butler:

- "We got ourselves in foul trouble and that was really tough to overcome. Haley (Lorenzen) was playing a really good game - 6-of-9 from the floor is great, but only having her on the floor for 22 minutes I think hurt us. We weren't very productive. We got a ton of offensive rebounds but we weren't very productive with them."
- "Defensively, I thought we could have done a much better job, but you have to give Northwestern a tremendous amount of credit. They did a great job. That's a very good ball club. You have to play really well to beat a good team on its home court."
- "We know what our challenges are on the road and we've got to do a good job of managing the team's off days and making sure that we're resting but still finding ways to improve. That's what we probably need a little of right now - recovery and get ready to battle again."

Worth Noting

- There were 14 lead changes and the game was tied five times.
- Gators missed first six shots from the floor as the Wildcats raced out to a 7-0- lead in the first 2:03 of the game.
- Both teams held a seven-point lead during the game, Florida's coming with 3:02 remaining in the third quarter.
- Florida committed 24 fouls; Northwestern 12
- The Gators converted 7-of-10 free throws; the Wildcats 16-of-26

First Half Numbers of Note

- Florida converted five three-pointers in the first half - more than in any complete game this season; had hit four in two games.
- The Gators had 10 players available for Friday's game and all 10 played.
- Florida was tied at halftime for the first time this season.
- There were eight lead changes and three tied scores in the first half.
- Northwestern's Nia Coffey, who began her career at Alabama, scored 20 points with seven rebounds in the first half.

Game 6: #19/23 Florida 74, Wofford 51 November 30, 2016 * Patriot Gym * Ocala, Fla.

Florida opened Wednesday's game against Wofford with a 21-5 run and never looked back as the Gators posted a convincing 74-51 win vs. the Terriers at the College of Central Florida's Patriot Gym.

Senior **Ronni Williams**, who finished with a career-high 26 points along with 11 rebounds, scored UF's first six points and assisted on its next bucket that fueled the game-opening 10-2 run.

Wofford connected on a three, before the Gators came right back with 11 straight points - the first five from **Brooke Copeland** and the rest from Williams, as Florida's lead continued to grow.

The Terriers scored the final five points of the first quarter and closed the gap to 11 points, but **Eleanna Christinaki**, who netted 20 points her fourth 20-point game this season, waited for the second quarter to get on the board and boy did she - netting 14 points on 5-of-7 shooting that included a pair of threes - and Florida opened the frame on an 18-2 run for a 39-12 lead and was never really threatened again.

Wofford did whittle a 28-point deficit down to 14 points, 57-43, early in the fourth quarter, but Christinaki and **Tyshara Fleming** both hit jumpers and the Gator lead was back to 18 points, 61-43, and was the start of a 15-3 run and quelled any chance of a Terrier upset.

Double-Digit Gators

- Ronni Williams** finished with a career-high 26 points on 12-of-16 shooting; second 20-point scoring game of her career (career-high 21 points vs. Florida State, Nov. 16, 2015); 56th double-figure scoring game of her career
- Williams also collected a game-high 11 rebounds for her third double-double of the season; 16th of career
- Eleanna Christinaki**: 20 points on 8-of-12 shooting (2-4 three-pointers); 23rd double-figure scoring game of her career and sixth this year
- Haley Lorenzen**: 10 points on 5-of-8 shooting; 24th double-figure scoring game of her career and sixth this year

Stat Performances Worth Noting

- Dyandria Anderson** dished a game-high six assists in 16 minutes
- Tyshara Fleming** blocked five shots, tying her career-high, while grabbing eight rebounds - one shy of her career best
- Christinaki hit both free throw attempts and extended her consecutive make streak to 10

Numbers of Note

- Florida tied a season-high of 23 assists
- Florida shot a season-best 53.3 percent (32-60) from the floor for the second game this year
- All 10 Gators played at least 10 minutes

Quoting UF Head Coach Amanda Butler

"I thought we gave a good, all-around effort. When we were really looking for our paint touches, that's when we were dominating the game on the offensive end. Defensively, I thought we did a pretty good job. Whenever you can get steals, that's pretty solid. We had way too many turnovers. We didn't play with as much discipline as we needed to tonight."

"Ronni (Williams) had a fantastic night, 26 points and 11 rebounds is good against anybody, any day of the week. Eleanna (Christinaki) with another 20-point performance, which is fantastic. The goal for us is to be interchangeable. We believe in our depth and we believe in whomever the sixth person and seventh person is coming into the game - we want everything that they have. I think our upperclassmen did a great job of establishing ourselves. There's going to be a lot to learn from this game. It sounds a little ridiculous, but we should have won by a little bit more. We have to take some pride in things that make us really good."

2016-17 Florida Final Box Scores & Game Recaps

Official Basketball Box Score -- Game Totals -- Final Statistics
Long Beach State vs Florida
12/3/16 2:25 pm MT at Wells Fargo Arena (Tempe,Ariz.)

Long Beach State 53 • 3-4

#	Player	Total			3-Ptr			Rebounds			PF	TP	A	TO	Blk	Stl	Min
		FG	FGA	FT	FTA	FG	FGA	FT	FTA	Off							
03	Jackson, Chanterria	r	2-7	1-3	0-0	2	0	2	1	5	1	0	0	0	0	18	
13	Sawyer, Jewelyn	f	2-5	0-2	5-9	4	3	7	2	9	4	3	0	2	2	26	
02	Webster, Katie	g	2-4	2-2	0-0	0	0	0	1	6	0	1	0	1	17		
05	Hascheff, Gigi	g	2-8	2-4	2-4	0	1	1	3	8	3	3	0	1	23		
23	Wilson, Cece	g	1-8	0-3	0-2	1	2	3	3	2	2	1	1	1	23		
01	Gertz, Jessica		4-8	4-8	0-2	0	1	1	12	1	1	0	0	0	20		
11	McCowan, Martina		0-2	0-0	1-2	3	0	3	1	1	0	2	0	0	13		
12	Turner, Tyla		1-9	0-3	0-0	1	2	3	2	2	0	2	0	1	16		
22	Montgomery, Madison		2-11	1-4	1-1	1	5	6	2	6	1	0	2	0	31		
25	Henry, Alzena		1-2	0-0	0-0	1	1	2	0	2	0	0	0	0	13		
	Team					5	2	7									
	Totals		17-64	10-29	9-20	18	17	35	16	53	12	13	3	6	200		

1st - FG %:	4-14	28.6%	2nd:	4-13	30.8%	3rd:	7-20	35.0%	4th:	2-17	11.8%	Game:	17-64	26.6%	Deadball	
3FG %:	3-7	42.9%	2-4:	3-7	42.9%	2-11:	18.2%	10-29:	34.5%	9-20:	45.0%				Rebounds	2
FT %:	3-4	75.0%	1-2:	3-3	100.0%	3-10:	30.0%									

Florida 83 • 6-1

#	Player	Total			3-Ptr			Rebounds			PF	TP	A	TO	Blk	Stl	Min
		FG	FGA	FT	FTA	FG	FGA	FT	FTA	Off							
01	Williams,Ronni	f	9-15	0-0	0-0	5	4	9	3	18	3	1	2	1	23		
21	Christinaki,Eleanna	f	3-8	1-3	0-0	0	2	2	4	7	5	3	0	0	20		
44	Lorenzen,Haley	f	6-11	0-0	0-1	1	5	6	2	12	3	2	1	2	23		
00	Washington,Delicia	g	5-7	0-2	1-2	2	3	5	3	11	0	1	1	1	23		
11	Anderson,Dyandria	g	2-4	0-2	3-5	0	5	5	1	7	4	3	1	1	23		
05	Portakal,Elif		2-2	1-1	0-0	0	0	0	1	5	3	3	0	0	18		
15	Searcy,Sydney		4-6	0-1	1-2	0	1	1	4	9	2	1	0	1	21		
22	Morang,Sydney		1-3	1-2	0-0	1	1	2	0	3	0	0	0	0	8		
23	Copeland,Brooke		0-3	0-2	0-0	2	5	7	0	0	6	1	0	0	19		
24	Fleming,Tyshara		5-9	0-0	1-1	3	8	11	1	11	4	0	5	1	22		
	Team					3	4	7			1						
	Totals		37-68	3-13	6-11	17	38	55	19	83	30	16	10	7	200		

1st - FG %:	6-16	37.5%	2nd:	12-17	70.6%	3rd:	9-16	56.3%	4th:	10-19	52.6%	Game:	37-68	54.4%	Deadball	
3FG %:	0-2	0.0%	0-3:	0.0%	1-2:	50.0%	2-6:	33.3%	3-11:	27.3%	10-29:	34.5%			Rebounds	2
FT %:	1-2	50.0%	1-2:	50.0%	3-6:	50.0%	1-1:	100.0%								

Officials: Cathi Cornell, Shelley Nakasone, Brian Woods
 Technical fouls: Long Beach State-None, Florida-None.
 Attendance: 1428

Score by periods	1st	2nd	3rd	4th	Total
Long Beach State	14	12	18	9	53
Florida	13	25	22	23	83

Last FG - LBSU 4th-00:35, UF 4th-00:09.
 Largest lead - LBSU by 6 1st-03:33, UF by 31 4th-01:02.
 LBSU led for 03:44, UF led for 31:37. Game was tied for 04:18.

	Points	In	Off	2nd	Fast	Bench
LBSU	12	18	13	2	23	
UF	62	15	14	14	28	

Score tied - 4 times.
 Lead changed - 5 times.

Official Basketball Box Score -- Game Totals -- Final Statistics
Florida vs Arizona State
12/4/16 2:05 pm MT at Wells Fargo Arena (Tempe, Ariz.)

Florida 63 • 6-2

#	Player	Total			3-Ptr			Rebounds			PF	TP	A	TO	Blk	Stl	Min
		FG	FGA	FT	FTA	FG	FGA	FT	FTA	Off							
01	Williams,Ronni	f	4-12	0-0	0-0	1	5	6	4	8	4	3	0	3	20		
44	Lorenzen,Haley	f	3-5	0-0	3-4	3	6	9	3	9	2	4	2	0	29		
00	Washington,Delicia	g	3-5	0-1	0-0	0	3	3	5	6	0	3	0	0	18		
11	Anderson,Dyandria	g	2-7	1-3	1-2	1	2	3	2	6	2	5	0	0	34		
21	Christinaki,Eleanna	g	7-14	1-5	3-4	0	4	4	3	18	1	4	0	1	34		
05	Portakal,Elif		0-0	0-0	0-0	0	0	0	0	0	0	1	0	1	6		
15	Searcy,Sydney		4-4	1-1	2-4	0	1	1	1	11	2	3	0	2	26		
22	Morang,Sydney		0-0	0-0	0-0	0	0	0	0	0	0	0	0	0	1		
23	Copeland,Brooke		1-2	1-2	0-0	0	1	1	3	3	0	1	1	1	18		
24	Fleming,Tyshara		1-1	0-0	0-0	0	5	5	4	2	1	1	1	0	14		
	Team					1	3	4									
	Totals		25-50	4-12	9-14	6	30	36	25	63	12	25	4	8	200		

1st - FG %:	6-12	50.0%	2nd:	5-7	71.4%	3rd:	8-14	57.1%	4th:	6-17	35.3%	Game:	25-50	50.0%	Deadball	
3FG %:	0-1	0.0%	1-2:	50.0%	3-5:	60.0%	0-4:	0.0%	4-12:	33.3%	9-14:	64.3%			Rebounds	3
FT %:	0-0	0.0%	7-10:	70.0%	2-4:	50.0%	0-0:	0.0%								

Arizona State 69 • 5-2

#	Player	Total			3-Ptr			Rebounds			PF	TP	A	TO	Blk	Stl	Min
		FG	FGA	FT	FTA	FG	FGA	FT	FTA	Off							
21	Brunner, Sophie	f	6-11	0-0	2-6	6	4	10	1	14	3	1	0	2	33		
24	Moos, Kelsey	f	4-6	3-4	0-0	3	5	8	1	11	8	1	0	2	31		
22	Dornstauder, Quinn	c	6-10	0-0	1-3	5	3	8	2	13	1	0	1	2	23		
03	Haines, Sabrina	g	0-5	0-2	3-3	0	0	0	3	3	4	4	0	2	26		
04	Russell, Kiara	g	0-4	0-1	0-0	0	0	0	4	0	0	3	0	1	12		
01	Richardson, Reili		3-12	0-4	3-6	2	1	3	1	9	3	3	1	2	28		
11	Ryan, Robbi		2-9	0-3	1-4	0	3	3	1	5	1	1	0	0	22		
33	Johnson-Chapman, Ch		1-1	0-0	0-0	2	0	2	0	2	0	1	0	0	5		
42	Ibis, Kianna		5-8	1-1	1-2	1	3	4	2	12	1	0	0	2	17		
52	Ruden, Jamie		0-1	0-0	0-0	0	0	0	0	0	0	1	0	0	3		
	Team					0	2	2			1						
	Totals		27-67	4-15	11-24	19	21	40	15	69	21	15	4	12	200		

1st - FG %:	7-20	35.0%	2nd:	5-18	27.8%	3rd:	2-15	13.3%	4th:	13-14	92.9%	Game:	27-67	40.3%	Deadball	
3FG %:	0-6	0.0%	0-3:	0.0%	1-4:	25.0%	1-4:	25.0%	0-1:	0.0%	4-15:	26.7%			Rebounds	4
FT %:	2-1	100.0%	3-4:	75.0%	1-2:	50.0%	4-7:	57.1%	11-24:	45.8%						

Officials: Penny Davis, Benny Luna, Alejandro Moreno
 Technical fouls: Florida-None, Arizona State-None.
 Attendance: 1773

Score by periods	1st	2nd	3rd	4th	Total
Florida	12	18	21	12	63
Arizona State	16	14	9	30	69

Last FG - UF 4th-01:30, ASU 4th-00:33.
 Largest lead - UF by 12 3rd-00:33, ASU by 7 2nd-09:00.
 UF led for 23:18, ASU led for 15:05. Game was tied for 01:37.

	Points	In	Off	2nd	Fast	Bench
UF	36	17	6	9	16	
ASU	34	29	16	4	28	

Score tied - 4 times.
 Lead changed - 7 times.

Game 7: #19/23 Florida 83, Long Beach State 53

December 3, 2016 * Wells Fargo Arena * Tempe, Ariz. * ASU Classic

Among Ronni Williams' game-high 18 points was the 1,000th of her career during an 83-53 victory against Long Beach State in the first round of the Arizona State Classic held at Wells Fargo Arena in Tempe.

Florida will play the hosting Sun Devils for the championship on Sunday at 4 p.m. ET/2 p.m. MT. Pac-12.com will provide live streaming video of the game between the two nationally-ranked teams, as the Gators check in at No. 19 in the AP poll and No. 23 by USA Today/WBCA. Arizona State (4-2) is No. 24 in the USA Today/WBCA poll and receiving votes in the AP.

Florida's height played a notable factor in the game, as the Gators swatted a season-high 10 shots – tied for the eighth-most in program history – from six different players, outscored the 49ers, 62-12, in the paint and won the rebounding battle, 55-35.

That height also played a role in Florida's dishing 30 assists on its 37 field goals. Eight different Gators had at least two of those assists, which was the second-most in program history. The last time the Gators dished as many was on Nov. 27, 2005 against Stetson. In that game, senior Brooke Copeland's career-best six assists led the team effort.

How it Happened

Long Beach State hit three consecutive three-pointers in a 9-0 run and took an early seven-point lead. Delicia Washington scored the next six points of the game and ignited a 20-5 run that gave Florida a 27-18 lead with 4:34 remaining in the first half.

During the run, Williams put back an offensive rebound that was her 1,000th career point, as she tied the game at 17 and the Gators never trailed again.

The teams traded buckets before the Gators closed the half with a 9-3 march and took a 38-26 halftime lead.

Florida ripped out of the second half scoring the first nine points, the first six by Haley Lorenzen, who finished with 12 points, and the Gators upped their lead to 21 points, 47-26, and were never threatened again.

Double-Digit Gators

- Ronni Williams, Haley Lorenzen, Tyshara Fleming and Delicia Washington each scored in double-figures.
- Williams scored 18 for her 57th career double-figure scoring game, sixth this year. She also collected nine rebounds with three assists and a pair of blocks in 23 minutes.
- Lorenzen recorded 12 points for the 25th double-digit career game; every game this year.
- Fleming recorded the first double-double of her career with 11 points and 11 rebounds.

Checking the Record Book

- Florida's 30 assists were one shy of the program history, set in four different games.
- The last time the Gators dished 30 was on Nov. 27, 2005, at home against Stetson.
- Florida blocked 10 shots for the first time since swat

2016-17 Florida Final Box Scores & Game Recaps

Official Basketball Box Score -- Game Totals -- Final Statistics Florida vs Florida State 12/08/16 6:00 pm at the Tucker Center - Tallahassee, Florida

Florida 58 • 6-3

#	Player	Total		3-Ptr		Rebounds			PF	TP	A	TO	Blk	Stl	Min
		FG-FGA	FT-FTA	FG-FGA	FT-FTA	Off	Def	Tot							
01	Williams,Ronni	f	8-13	0-0	4-6	1	4	5	4	20	2	6	0	0	28
21	Christinaki,Eleanna	f	3-14	0-2	3-6	0	4	4	2	9	4	6	0	1	35
44	Lorenzen,Haley	f	3-8	0-1	0-0	1	6	7	4	6	2	2	1	0	28
00	Washington,Delicia	g	2-6	0-0	0-2	2	3	5	5	4	1	0	0	1	12
11	Anderson,Dyandria	g	2-4	1-2	0-0	1	3	4	2	5	0	6	1	2	34
15	Searcy,Sydney	g	1-2	0-1	0-0	0	0	0	4	2	1	3	0	1	16
22	Morang,Sydney	g	0-1	0-0	0-0	0	1	1	0	0	0	0	0	0	4
23	Copeland,Brooke	g	2-5	2-5	0-0	0	1	1	1	6	0	3	0	1	24
24	Fleming,Tyshara	g	3-6	0-0	0-0	0	2	2	2	6	0	1	0	0	19
Team					4		6								
Totals			24-59	3-11	7-14	9	26	35	24	58	10	27	2	6	200

1st - FG %: 7-16 43.8% 2nd: 6-14 42.9% 3rd: 4-10 40.0% 4th: 7-19 36.8% Game: 24-59 40.7% Deadball Rebounds 5,3
3FG %: 1-2 50.0% 1-3 33.3% 0-2 0.0% 1-4 25.0% 3-11 27.3%
FT %: 0-0 0.0% 1-1 100.0% 6-12 50.0% 0-1 0.0% 7-14 50.0%

Florida State 83 • 9-1

#	Player	Total		3-Ptr		Rebounds			PF	TP	A	TO	Blk	Stl	Min
		FG-FGA	FT-FTA	FG-FGA	FT-FTA	Off	Def	Tot							
20	Thomas, Shakayla	f	6-13	0-0	4-4	0	5	5	3	16	0	4	0	2	29
23	Slaughter, Ivey	f	5-9	0-0	3-4	5	5	10	3	13	1	1	0	6	34
10	Romero, Leticia	g	7-14	2-4	5-6	2	4	6	3	21	4	2	0	3	28
12	Brown, Brittany	g	3-7	1-4	6-9	2	4	6	2	13	7	5	0	5	34
32	Wright, Imani	g	3-13	3-9	3-5	1	3	4	2	12	4	3	0	1	36
11	Conde, Maria	g	1-3	0-0	0-0	1	2	3	0	2	0	0	0	1	8
24	Ekhomu, Nicole	g	0-2	0-1	0-0	1	0	1	3	0	0	0	0	0	8
50	White, Chatrice	g	2-6	0-0	2-4	5	3	8	2	6	0	3	1	0	23
Team					0		2								
Totals			27-67	6-18	23-32	17	28	45	18	83	16	18	1	18	200

1st - FG %: 8-20 40.0% 2nd: 6-16 37.5% 3rd: 6-17 35.3% 4th: 7-14 50.0% Game: 27-67 40.3% Deadball Rebounds 3
3FG %: 2-8 25.0% 0-2 0.0% 2-5 40.0% 2-3 66.7% 6-18 33.3%
FT %: 4-5 80.0% 5-7 71.4% 4-8 50.0% 10-12 83.3% 23-32 71.9%

Officials: Eric Brewton, Edward Sidlasky, Jennifer Rezac
Technical fouls: Florida-None. Florida State-Wright, Imani.
Attendance: 3390

Score by periods	1st	2nd	3rd	4th	Total
Florida	15	14	14	15	58
Florida State	22	17	18	26	83

Last FG - UF 4th-00:08, FS 4th-01:05.
Largest lead - UF by 3 1st-08:44, FS by 29 4th-00:45.
UF led for 03:10, FS led for 35:30. Game was tied for 01:20.

In	Off	2nd	Fast	Bench
Points	Paint	T/O	Chance	Break
UF	26	12	2	8
FS	32	25	19	17

Score tied - 3 times.
Lead changed - 6 times.

Official Basketball Box Score -- Game Totals -- Final Statistics N.C. A&T vs Florida

12/11/16 3pmET/2pmCT at Panama City, FL - Harrison Field House

N.C. A&T 38 • 1-7

#	Player	Total		3-Ptr		Rebounds			PF	TP	A	TO	Blk	Stl	Min
		FG-FGA	FT-FTA	FG-FGA	FT-FTA	Off	Def	Tot							
10	Tyler,Charnise	c	2-6	0-0	0-0	4	2	6	1	4	0	1	0	1	20
01	Kilpatrick,Aliah	g	4-12	0-2	0-1	3	5	8	1	8	4	4	0	4	33
04	Martin,Whitney	g	1-5	0-2	0-0	1	2	3	3	2	2	0	0	1	24
20	Brown,Dana	g	5-22	5-17	1-2	0	2	2	2	16	2	7	0	2	38
23	Fitzgerald,Michelle	g	2-12	1-6	1-2	2	3	5	4	6	1	4	0	1	31
02	Bostick,Shantell	g	0-0	0-0	0-0	0	2	2	0	0	0	2	0	0	7
03	McCray,Cinia	g	0-1	0-1	0-0	0	0	0	0	0	0	0	0	0	2
15	Lessears,Alexus	g	0-2	0-0	0-1	0	5	5	5	0	0	1	0	1	19
22	Hill,Le'on	g	0-0	0-0	0-0	0	0	0	0	0	0	0	0	0	1
30	Story,Quenswayla	g	1-5	0-0	0-0	1	1	2	2	2	0	0	0	0	22
35	James,Channing	g	0-1	0-0	0-0	0	0	0	0	0	0	0	0	0	3
Team					3		5								
Totals			15-66	6-28	2-6	14	24	38	18	38	9	19	0	10	200

1st - FG %: 3-17 17.6% 2nd: 5-19 26.3% 3rd: 6-16 37.5% 4th: 1-14 7.1% Game: 15-66 22.7% Deadball Rebounds 1
3FG %: 0-8 0.0% 1-4 25.0% 3-7 42.9% 0-9 0.0% 6-28 21.4%
FT %: 0-0 0.0% 1-2 50.0% 1-4 25.0% 0-0 0.0% 2-6 33.3%

Florida 67 • 7-3

#	Player	Total		3-Ptr		Rebounds			PF	TP	A	TO	Blk	Stl	Min
		FG-FGA	FT-FTA	FG-FGA	FT-FTA	Off	Def	Tot							
01	Williams,Ronni	f	3-6	0-0	3-3	2	8	10	1	9	4	8	0	1	31
44	Lorenzen,Haley	f	3-12	0-1	2-4	4	6	10	1	8	1	2	3	1	30
24	Fleming,Tyshara	c	4-5	0-0	0-0	2	6	8	3	8	1	2	0	1	19
11	Anderson,Dyandria	g	2-8	0-3	4-6	2	3	5	1	8	4	2	1	3	33
23	Copeland,Brooke	g	4-8	3-6	2-2	1	3	4	2	13	0	1	1	2	31
00	Washington,Delicia	g	4-6	0-0	2-3	0	4	4	2	10	0	4	0	1	18
15	Searcy,Sydney	g	3-8	0-3	2-2	0	0	0	0	8	1	1	0	2	24
22	Morang,Sydney	g	1-5	0-3	1-2	3	3	6	0	3	2	0	0	0	14
Team					0		7								
Totals			24-58	3-16	16-22	14	40	54	10	67	13	20	5	11	200

1st - FG %: 5-20 25.0% 2nd: 3-9 33.3% 3rd: 9-15 60.0% 4th: 7-14 50.0% Game: 24-58 41.4% Deadball Rebounds 2
3FG %: 1-11 9.1% 0-2 0.0% 0-1 0.0% 2-2 100.0% 3-16 18.8%
FT %: 0-0 0.0% 6-8 75.0% 3-5 60.0% 7-9 77.8% 16-22 72.7%

Officials: Cameron Inouye, Amy Bonner, Wesley Dean
Technical fouls: N.C. A&T-None. Florida-None.
Attendance: 720

Score by periods	1st	2nd	3rd	4th	Total
N.C. A&T	8	12	16	2	38
Florida	11	12	21	23	67

Last FG - NCAT 4th-04:00, UF 4th-01:17.
Largest lead - NCAT by 3 2nd-07:34, UF by 29 4th-01:17.
NCAT led for 05:12, UF led for 34:04. Game was tied for 00:44.

Score tied - 1 time.
Lead changed - 2 times.

Game 9: #7 Florida State, #23/25 Florida 58

December 8, 2016 * Donald L. Tucker Center * Tallahassee, Fla.

Florida battled down a double-digit deficit to six points before No. 7 Florida State ripped off a 34-15 run in final 13 minutes for an 83-58 win at the Donald L. Tucker Center on Thursday evening.

This was the first time in the 73-game series that both in-state rivals entered the game nationally ranked and for the first seven minutes and late into the 2nd quarter it definitely took shape as such.

FSU used a 10-0 run near the end of the first quarter and held a 22-15 lead.

Florida battled back in the second quarter and cut its deficit to five on several occasions, the last coming with 1:10 left in the first half after Haley Lorenzen took a feed from Eleanna Christinaki and the Gators were within 34-29.

The Seminoles mounted another push to end this frame and scored the final five points and took a 39-29 halftime lead.

Numbers of Note

- Ronni Williams led Florida with 20 points and was the only Gator in double-figure scoring. It was her second 20-point game of the season and third of her career.
- FSU's entire starting five scored double-digits, paced by Leticia Romero's 21.
- Florida actually hit a slightly better field goal percentage at 40.7 percent (24-59) compared to FSU's 40.3 percent (27-67).
- The Gators were outscored for the second straight game, 45-35, with 17 of FSU's coming on the offensive end that it turned into 19 second chance points.
- UF's 27 turnovers were a season high.

Technically, a Tough Stretch

- The Gators missed an opportunity to shave off a good part of their deficit in the third quarter by converting just 2-of-6 free throws during a short span.
- Four of those attempts came during a technical foul situation against Florida State. Delicia Washington was fouled attempted a layup and was then shovled.
- Eleanna Christinaki shot and made the two technical free throws, however, the officials realized their mistake of having her shoot first and waved off the makes. Washington then missed both of her attempts. Christinaki went back to the line for the technical foul free throws and made one this time, inching the Gators closer at 47-40.
- Florida then got the ball but wasn't able to capitalize offensively, and what could have been at least a six-point swing was just one point.
- Just 30 seconds late, Ronni Williams went to the free throw line and connected on just one that brought the score to 47-41 with 4:41 remaining in the third quarter.

The Ensuing Run

- After that technical-foul stretch, the teams traded free throws and with Florida still within six points, 49-43, and 3:20 remaining in the third quarter, Florida State ripped off the last eight straight points of the quarter and stretched its lead to 14 points, 57-43.
- The Gators were able to get within single digit points, 59-50, after Brooke Copeland knocked down a three and Christinaki added a layin with 8:11 to play.
- FSU countered with a 14-2 run over the next four minutes and took a 73-52 lead with 4:14 remaining and the Gators never recovered.

First Half Foul Woes Continue

- For the second consecutive game, Florida found its frontcourt in significant foul trouble, with Ronni Williams (3), Haley Lorenzen (2) and Tyshara Fleming (2) each hearing the whistle early and often.
- Williams' third foul was particularly frustrating, as she was called trying to block a three-point shot with 50 seconds remaining in the half. While Imani Wright made just one of those attempts from the line, Ivey Slaughter grabbed her final attempt and put it back for an easy layup that brought the score to 37-29.
- Starting guard Delicia Washington picked up two in the first quarter and played just four minutes as a result.
- The frontcourt's foul trouble helped contributed to the Gators being outscored 26-12

Game 10: #23/25 Florida 67, N.C. A&T 38

December 11, 2016 * Gulf Coast State College's Harrison Field House * Panama City, Fla. Junior Brooke Copeland knocked down back-to-back three-pointers early during the fourth quarter that proved to be the dagger shots in Florida's 67-38 win against North Carolina A&T on Sunday.

Copeland finished with a team-high 13 points for the fifth double-digit scoring game of her career and first game since netting 11 points at Mississippi State on Feb. 15, 2015.

All eight who dressed for the game scored for the shorthanded Gators, who outscored the Aggies, 23-2, in the fourth quarter, when Florida hit 7-of-14 shots and NCAT managed just 1-of-14.

Freshman Delicia Washington, who was benched for the first half and finished with 10 points, scored the first points of the final quarter before Copeland knocked down the pair of threes that continued Florida's 5-0 run that ended the third and extended the game-deciding march into a 19-0 run. That spree increased the Gator's three-point lead into a 58-36 margin with 6:18 remaining.

A bucket by Whitney Martin with four minutes to go was the lone points of the fourth quarter for N.C. A&T, as Florida scored the final eight points for the final margin of victory.

The shorthanded Gators struggled to find their offensive rhythm until that devastating run, as every time Florida seemed to mount a run, the Aggies would come right back. The game was tied at 27 with 6:02 showing on the third quarter clock before Florida used an 11-3 run. NCAT countered with a 6-1 run and cut the Gator's advantage to three, 39-36, with 1:55 left in the third.

That's when Haley Lorenzen's offensive rebound putback ignited the game-changing 19-0 run that started the game-ending 27-2 march.

Individual Numbers of Note

- Junior Brooke Copeland scored a season-high 13 points for her first double-figure scoring game of the year, fifth of her career and first since Feb. 15, 2015.
- Junior Haley Lorenzen collected a career-high 10 rebounds with eight points and scored in her 70th consecutive game (every game she has played during her career)
- Senior Ronni Williams recorded 10 rebounds and nine points; collected the 650th career rebound during the game
- Freshman Delicia Washington scored 10 points for her fourth double-figure scoring game.

Eight is Great

- Seven of the eight Gators who dressed scored at least eight points on Sunday.
- Four Gators scored eight points: Haley Lorenzen, Tyshara Fleming, Dyandria Anderson and Sydney Searcy
- Williams recorded nine points ... Washington added 10 points ... Copeland scored 13 points

Team Numbers of Note

- This was the second time this season the Gators have held their opponent scoring total to the 30s (South Alabama managed 33 points, Nov. 11)
- N.C. A&T shot 22.7 percent (15-66) from the floor, the second-lowest by a Gator opponent this season (19.6 percent by South Alabama)
- Florida out-rebounded the Aggies, 54-38, during the game, including a 16-4 margin in the third quarter.
- The game was Florida's 10th game as part of a 12-game season-opening road trip, as the Gator's home arena - Exactech Arena at the O'Connell Center - is undergoing a \$64.5 million renovation. Florida's first home game is scheduled for Dec. 28.

First-Time Florida Foes

- North Carolina A&T is one of five teams on UF's schedule that the Gators will play for the first time.

2016-17 Florida Final Box Scores & Game Recaps

Official Basketball Box Score -- Game Totals -- Final Statistics Florida vs Indiana 12/20/16 7:45 p.m. at Winter Park, Fla. - Warden Arena

Florida 88 • 7-4

#	Player	Total		3-Ptr		Rebounds			PF	TP	A	TO	Blk	Stl	Min
		FG-FGA	FG-FGA	FT-FTA	Off	Def	Tot								
01	Williams,Ronni	f	9-13	0-1	4-7	1	4	5	3	22	6	5	1	0	36
23	Copeland,Brooke	f	1-5	1-5	0-0	0	1	1	3	3	2	2	1	0	30
44	Lorenzen,Haley	f	6-11	2-2	0-0	0	0	0	4	14	0	2	2	2	29
00	Washington,Delicia	g	11-22	2-2	7-16	3	4	7	4	31	2	2	0	2	33
11	Anderson,Dyandria	g	1-2	0-1	1-2	0	2	2	4	3	2	3	1	0	23
15	Searcy,Sydney	g	1-2	0-1	0-0	0	1	1	5	2	0	2	0	0	15
22	Morang,Sydney	g	0-2	0-1	0-0	0	2	2	0	0	0	0	0	0	11
24	Fleming,Tyshara	g	4-6	0-0	5-8	4	5	9	1	13	0	0	1	1	23
Team						4	3	7							
Totals			33-63	5-13	17-33	12	22	34	24	88	12	16	6	5	200
1st - FG %:		7-13	53.8%	2nd: 6-17	35.3%	3rd: 10-18	55.6%	4th: 10-15	66.7%	Game: 33-63		52.4%	Deadball Rebounds		
3FG %:		0-3	0.0%	1-3	33.3%	2-4	50.0%	2-3	66.7%	5-13		38.5%	9		
FT %:		3-9	33.3%	2-6	33.3%	4-8	50.0%	6-10	60.0%	17-33		51.5%			

Indiana 102 • 9-3

#	Player	Total		3-Ptr		Rebounds			PF	TP	A	TO	Blk	Stl	Min
		FG-FGA	FG-FGA	FT-FTA	Off	Def	Tot								
33	Cahill,Amanda	f	9-16	3-5	0-0	3	7	10	3	21	5	3	1	1	39
43	Anderson,Jenn	c	5-7	0-0	2-2	1	7	8	4	12	0	3	1	0	30
03	Buss,Tyra	g	7-16	2-5	19-20	3	0	3	2	35	6	2	0	2	39
21	McBride,Karlee	g	4-9	3-8	0-0	0	2	2	4	11	1	3	0	2	20
23	Gassion,Alexis	g	3-6	0-1	9-10	2	4	6	4	15	8	1	1	1	36
05	Gulley,Ria	g	2-7	2-6	0-0	0	1	1	2	6	2	0	0	0	20
11	Royster,Kym	g	0-0	0-0	0-0	0	1	1	4	0	0	0	0	1	4
13	Foresman,Darby	g	1-1	0-0	0-0	0	1	1	2	2	0	0	0	1	6
22	Elbert,Tia	g	0-1	0-0	0-0	0	0	0	1	0	0	1	0	0	2
24	Towner,Tyshee	g	0-1	0-0	0-0	0	0	0	1	0	0	0	0	0	3
31	Wickware,Bre	g	0-0	0-0	0-0	0	0	0	0	0	0	0	0	0	1
Team						1	1	2							
Totals			31-64	10-25	30-32	10	24	34	27	102	22	13	3	8	200
1st - FG %:		8-17	47.1%	2nd: 5-14	35.7%	3rd: 10-17	58.8%	4th: 8-16	50.0%	Game: 31-64		48.4%	Deadball Rebounds		
3FG %:		4-9	44.4%	2-6	33.3%	3-7	42.9%	1-3	33.3%	10-25		40.0%	3		
FT %:		14-14	100.0%	11-12	91.7%	3-4	75.0%	2-2	100.0%	30-32		93.8%			

Officials: Luis Gonzalez, Travis Jones, Tommi Paris
 Technical fouls: Florida-TEAM. Indiana-None.
 Attendance: 829
 World Class Basketball Florida Sunshine Classic Game 4

Score by periods	1st	2nd	3rd	4th	Total
Florida	17	15	26	30	88
Indiana	34	23	26	19	102

Last FG - UF 4th-00:00, IND 4th-01:18.
 Largest lead - UF by 1 1st-08:40, IND by 29 2nd-01:48.
 UF led for 01:17, IND led for 37:54. Game was tied for 00:09.

Score tied - 2 times.
 Lead changed - 4 times.

Official Basketball Box Score -- Game Totals -- Final Statistics Florida A&M vs Florida 12/21/16 5:30 p.m. at Winter Park, Fla. - Warden Arena

Florida A&M 65 • 1-10

#	Player	Total		3-Ptr		Rebounds			PF	TP	A	TO	Blk	Stl	Min
		FG-FGA	FG-FGA	FT-FTA	Off	Def	Tot								
15	McCray, Alicia	f	3-3	1-1	0-0	1	3	4	2	7	2	3	0	1	21
40	Burney-Robinson, Sha	c	3-5	0-0	4-4	4	3	7	3	10	0	1	1	1	20
01	Sweeting, Cedricka	g	4-19	1-9	1-2	2	4	6	1	10	6	4	1	1	35
03	Nguyen, Victoria	g	4-5	0-0	0-0	4	0	4	2	8	1	8	0	5	26
25	Smith, Jamella	g	0-0	0-0	0-0	0	0	0	3	0	1	2	0	1	4
02	King, Dawn	g	0-0	0-0	0-0	0	0	0	0	0	0	0	0	0	4
04	Yurdkul, Ecenur	g	1-6	1-3	0-0	0	0	0	3	3	0	1	0	0	13
11	Ouatara, Florence	g	4-15	3-8	4-4	1	4	5	2	15	1	9	0	3	28
12	Holland, London	g	0-1	0-1	0-0	0	0	0	0	0	0	0	0	0	4
13	Royal, Dy'Manee	g	0-2	0-0	2-2	1	2	3	2	2	1	0	0	0	12
22	Davis, Ny'Asia	g	1-1	0-0	0-0	0	3	3	2	2	0	4	1	3	13
32	Morrison, Shakerrya	g	3-7	0-0	2-3	3	1	4	2	8	1	4	0	1	20
Team						2	2	4							
Totals			23-64	6-22	13-15	18	22	40	22	65	14	36	3	15	200
1st - FG %:		5-13	38.5%	2nd: 6-15	40.0%	3rd: 6-15	40.0%	4th: 6-21	28.6%	Game: 23-64		35.9%	Deadball Rebounds		
3FG %:		3-7	42.9%	1-4	25.0%	0-6	0.0%	2-5	40.0%	6-22		27.3%	3		
FT %:		0-0	0.0%	4-4	100.0%	7-9	77.8%	2-2	100.0%	13-15		86.7%			

Florida 78 • 8-4

#	Player	Total		3-Ptr		Rebounds			PF	TP	A	TO	Blk	Stl	Min
		FG-FGA	FG-FGA	FT-FTA	Off	Def	Tot								
01	Williams,Ronni	f	10-16	0-1	5-6	5	3	8	3	25	4	7	0	3	29
44	Lorenzen,Haley	f	7-13	0-1	2-4	1	6	7	2	16	0	3	1	5	34
24	Fleming,Tyshara	c	6-10	0-0	3-6	4	4	8	3	15	2	3	1	2	30
00	Washington,Delicia	g	0-4	0-0	0-0	2	2	4	4	0	1	3	0	4	20
11	Anderson,Dyandria	g	5-10	1-4	2-2	1	0	1	2	13	7	5	0	3	33
15	Searcy,Sydney	g	0-4	0-2	0-0	2	3	5	5	0	2	1	0	2	16
22	Morang,Sydney	g	2-5	2-5	0-0	0	2	2	2	6	2	3	0	0	22
23	Copeland,Brooke	g	1-4	1-4	0-0	0	0	0	0	3	0	4	0	1	16
Team						1	2	3							
Totals			31-66	4-17	12-18	16	22	38	21	78	18	29	2	20	200
1st - FG %:		5-17	29.4%	2nd: 9-20	45.0%	3rd: 9-15	60.0%	4th: 8-14	57.1%	Game: 31-66		47.0%	Deadball Rebounds		
3FG %:		2-7	28.6%	0-1	0.0%	0-3	0.0%	2-5	33.3%	4-17		23.5%	3		
FT %:		4-5	80.0%	5-7	71.4%	1-3	33.3%	2-3	66.7%	12-18		66.7%			

Officials: Bill Larence, Shandra Twine, Whitney Dunlap
 Technical fouls: Florida A&M-None. Florida-None.
 Attendance: 618
 World Class Basketball Florida Sunshine Classic Game 7

Score by periods	1st	2nd	3rd	4th	Total
Florida A&M	13	17	19	16	65
Florida	16	23	19	20	78

Last FG - FAMU 4th-00:02, UF 4th-01:53.
 Largest lead - FAMU by 2 1st-08:44, UF by 20 4th-06:23.
 FAMU led for 00:41, UF led for 36:43. Game was tied for 02:09.

Score tied - 1 time.
 Lead changed - 5 times.

Game 12: Florida 78, Florida A&M 65 December 21, 2016 * Warden Arena * Winter Park, Fla.

Ronni Williams scored a game-high 25 points to lead four Gators in double-digit scoring and a 78-65 win against Florida A&M at the Florida Sunshine Classic played at Warden Arena on the campus of Rollins College on Wednesday evening.

The victory successfully wrapped up Florida's season-opening 12-game road trip, as the team traveled 8,289 miles waiting for the completion of the \$64.5 million renovations taking place in Gainesville. The Gators make their debut in the newly renamed Exactech Arena at the Stephen C. O'Connell Center on Wednesday, December 28, when Florida plays host to Southeastern Louisiana, with tip-off scheduled for 7 p.m.

During Wednesday's game in Winter Park, Fla., the Rattlers kept it close the entire first half and held a 23-22 lead with 5:05 remaining in the second quarter. That's when Florida used a 19-7 run that included 11 points from Williams, who hit 10-of-16 from the field during the game, four points from Dyandria Anderson and two each from Haley Lorenzen and Tyshara Fleming.

FAMU scored the next four points and closed to within seven points, before the Gators countered with a 26-15 march – capped by Williams' three-point-play – that went into the fourth quarter and Florida held a 69-49 lead with 6:23 left in the game and Florida rode its eighth win of the season.

Updated Records:
 • Florida: 8-4
 • Florida A&M: 1-10

Double-Digit Gators
 • Williams' 25 points marked her fourth 20-point game of the year, as well as her 60th career double-figure scoring game. Williams also collected a game-high-tying eight rebounds.
 • Lorenzen scored 16 points (7-13 FG) with seven rebounds and a career-best five steals.
 • Fleming scored 15 points (6-10 FG) with eight rebounds.
 • Anderson tied her career high of 13 points for her first double-figure scoring game of the year; dished a game-high seven assists.

Numbers of Note
 • Florida committed a season-high 29 turnovers and forced FAMU into 36 miscues, the most by an opponent this season
 • The Gators tied their season-best of 20 steals (also vs. South Alabama)
 • Tonight was the first time the Gators have been out rebounded in a victory
 • There were five lead changes and one tied score

Game 11: Indiana 102, Florida 88 December 20, 2016 * Warden Arena * Winter Park, Fla.

Indiana played a near-perfect first half and the Gators wouldn't come close to matching it, as the Hoosiers defeated Florida in a 102-88 shootout at the Florida Sunshine Classic played at Warden Arena on the campus of Rollins College.

Junior Tyra Buss led the Hoosiers offensively, scoring 27 of her game-high 35 points during the first half when she connected on 19-of-20 from the free throw line.

Florida came together during a furious fourth quarter and outscored Indiana, 30-19, but the Gators dug themselves too deep of a hole to overcome in the final 10 minutes. Both teams scored 26 during the third quarter.

Delicia Washington shattered her previous career-high scoring effort – which had been 11 points – with a 31-point outburst and became just the fifth Gator freshman in program history to score at least 30 points in a game. She could have tallied a few more if her shot fell from the line, as she converted just 7-of-16 during the game.

Other Double-Digit Gators

- Ronni Williams scored 15 of her 22 points in the second half; this was her third 20-point game this year, fourth of her career. Williams also dished a career-high six assists.
- Tyshara Fleming just missed the second double-double of her career with 13 points and nine rebounds
- Haley Lorenzen contributed 14 points on 6-11 shooting that included a pair of three-pointers.

First Half Numbers of Note

- Indiana took a commanding 57-32 halftime lead.
- IU was 25-of-26 from the free throw line in the first half, while UF managed to convert just 5-of-15.
- Both teams converted 13 field goals, but six of IU's were three-pointers, compared to just one by Gator forward Haley Lorenzen.
- The teams shot nearly identically during the first half: UF hit 13-30 from the floor overall; IU was 13-31
- IU converted 11 Gator turnovers into 17 points for a 17-2 advantage.
- Hoosier guard Tyra Buss scored 25 first-half points, which included a 19-20 effort from the free throw line.
- Gator freshman Delicia Washington scored a team-high 14 points in the first half, and connected on just 4-of-12 from the line.
- Florida collected 16 personal fouls, with Dyandria Anderson and Sydney Searcy each whistled for four.
- There were four lead changes and two tied scores in the first 2:02 of the game and it seemed to be shaping up to be a tight battle.
- After Ronni Williams' put back an offensive rebound that gave Florida a 7-6 lead, Indiana ripped off 10 straight points, as personal fouls accumulated for the Gators and the Hoosiers were near perfect from the line.
- Florida wouldn't score consecutive points until Sydney Searcy hit a jumper with 56 seconds remaining in the first half and Delicia Washington followed with a bucket with 14 seconds on the clock.

Other Number of Note

- The 102 points allowed were the most Florida has given up since Vanderbilt scored 103 during a double-overtime affair on Feb. 6, 2011.
- This was the 18th time an opponent has scored 100 points in a game.
- IU's Tyra Buss's free throws made (19) and attempted (20) were the most ever by an opponent.
- The Hoosiers hit 30-of-32 free throw attempts during the game for a 93.8 percent mark – the fourth-highest percentage in a game by an opponent in history.
- Washington became just the fifth freshman in program history to score at least 30 in a game.

2016-17 Florida Final Box Scores & Game Recaps

Official Basketball Box Score -- Game Totals -- Final Statistics Southeastern La. vs Florida 12/28/16 7:00 pm ET at Gainesville, FL (Exactech Arena)

Southeastern La. 51 • 2-9

#	Player	Total		3-Ptr		Rebounds			PF	TP	A	TO	Blk	Stl	Min	
		FG	FGA	FG	FGA	Off	Def	Tot								
22	Stewart, Chey	f	2-3	0-0	1-4	1	2	3	5	5	0	0	0	1	14	
05	Dugas, Charliee	g	2-6	1-3	2-2	0	1	1	3	7	0	4	0	1	14	
13	Stinson, Taz	g	1-4	0-0	0-0	0	2	2	4	2	0	5	0	1	21	
14	Underwood, Taylin	g	3-12	0-8	0-0	2	4	6	2	6	5	8	0	3	34	
30	Brailey, Ashailee	g	1-5	1-3	0-0	1	1	2	5	3	0	2	0	0	24	
01	Dawsey, Courtney	g	3-5	2-3	0-0	0	1	1	2	8	1	3	0	0	15	
10	Stears, Baylie	g	3-6	2-4	0-0	0	3	3	1	8	0	0	0	0	19	
12	Harrison, Chambria	g	1-2	0-0	0-0	0	0	0	2	2	1	1	0	0	7	
23	Scholvin, Jaclyn	g	1-5	1-4	0-0	0	3	3	5	3	3	8	0	0	27	
33	Warren, Bre	g	3-8	0-3	1-2	0	0	0	3	7	2	0	0	1	25	
Team			5	3	8				2							
Totals			20-56	7-28	4-8	9	20	29	32	51	12	33	0	7	200	
1st - FG %:		5-13	38.5%	2nd:	3-14	21.4%	3rd:	7-14	50.0%	4th:	5-15	33.3%	Game:	20-56	35.7%	Deadball
3FG %:		0-3	0.0%	2-9		22.2%	4-7		57.1%	7-28		25.0%				Rebounds
FT %:		0-0	0.0%	3-4		75.0%	1-2		50.0%	0-2		0.0%	4-8		50.0%	2

Florida 102 • 9-4

#	Player	Total		3-Ptr		Rebounds			PF	TP	A	TO	Blk	Stl	Min	
		FG	FGA	FG	FGA	Off	Def	Tot								
01	Williams,Ronni	f	14-16	0-0	6-7	5	7	12	2	34	3	0	2	2	26	
44	Lorenzen,Haley	f	4-9	0-1	7-8	4	6	10	1	15	0	5	1	0	27	
24	Fleming,Tyshara	c	3-6	0-0	5-10	3	5	8	3	11	2	1	1	1	24	
00	Washington,Delicia	g	4-7	0-1	6-9	2	1	3	2	14	3	3	0	6	28	
11	Anderson,Dyandria	g	4-9	0-1	3-4	0	3	3	0	11	4	1	1	2	24	
22	Searcy,Sydney	g	3-7	0-1	3-5	1	2	3	2	9	2	4	0	2	23	
15	Morang,Sydney	g	1-8	1-6	0-0	2	1	3	1	3	3	0	0	5	24	
23	Copeland,Brooke	g	2-5	1-4	0-0	0	1	1	2	5	0	2	0	1	24	
Team			1	3	4											
Totals			35-67	2-14	30-43	18	29	47	13	102	17	16	5	19	200	
1st - FG %:		14-21	66.7%	2nd:	7-19	36.8%	3rd:	4-9	44.4%	4th:	10-18	55.6%	Game:	35-67	52.2%	Deadball
3FG %:		1-5	20.0%	1-6		16.7%	0-2		0.0%	0-1		0.0%	2-14		14.3%	Rebounds
FT %:		7-8	87.5%	4-7		57.1%	14-19		73.7%	5-9		55.6%	30-43		69.8%	7

Officials: Luis Gonzalez, Troy Winders, Chaney Muench

Technical fouls: Southeastern La.-None, Florida-None

Attendance: 1619

SL#30 A.Brailey fouls out at 5:19(4), SL#22 C.Stewart at 2:04(4)

SL#23 J.Scholvin at 0:31.7(4).

Score by periods	1st	2nd	3rd	4th	Total
Southeastern La.	10	11	19	11	51
Florida	36	19	22	25	102

Last FG - SLU 4th-01:52, UF 4th-03:29.

Largest lead - SLU None, UF by 52 4th-02:04.

SLU led for 00:00. UF led for 39:21. Game was tied for 00:25.

Game 13: Florida 102, Southeastern Louisiana 51

December 28, 2016 * Exactech Arena at the Stephen C. O'Connell Center * Gainesville, Fla. After a 12-game season-opening road trip, the Gators played their first home game of the 2016-17 season and looked every bit as excited and fresh as their newly renovated arena sparkled and gleamed.

Senior **Ronni Williams** was honored in a pregame ceremony for topping the 1,000-career point plateau during the December 3 game against Long Beach State. She scored the first points in the newly renamed and put on a show for the Gator faithful, as she scored a career-best 34 points and led Florida to a 102-51 victory against Southeastern Louisiana.

Early on, it looked like Williams was trying to net another 1,000 points during the actual game, scoring 20 points on 9-of-10 shooting in the first quarter alone and helping the Gators take a commanding 55-21 halftime lead.

Florida ended the first quarter with a 17-2 run for a 36-10 lead and never looked back en route to its second-largest margin of victory this season in its final non-conference game of the season.

All eight Gators who suited up during the game, scored, and all five starters recorded a double-digit offensive output.

Junior Haley Lorenzen posted the first double-double of her career, netting with 15 points and tying a career-best 10 rebounds.

Freshman Delicia Washington added 14 points with a career-best six steals, tied for the most by a Gator this season, while senior Tyshara Fleming tallied 11 points and eight rebounds and junior Dyandria Anderson had 11 points.

Freshman Sydney Searcy finished with nine points, while classmate Sydney Morang hit a three and collected five steals and junior Brooke Copeland added five points that included a three-pointer in her sixth consecutive game.

There's No Place Like Home

- The Gators opened the season with a 12-game road trip waiting for the completion of the \$64.5 million renovations to be completed on their home arena.
- Leading up to Wednesday's home-opener, Florida completed 8,799 round-trip miles traveled via 13 bus trips, seven airplane flights, 11 different hotels and played 12 games over a 48-day span.
- Tonight was UF's seventh consecutive home win.
- UF improved to 34-9 all-time in home-openers and has won five straight, as well as 11 of its last 12 home-openers.
- The Gator's last home game was 305 days ago - Feb. 28, 2016 vs. Auburn

Individual Numbers of Note

- Ronni Williams scored a career-high 34 points (was 25 vs. Wofford, Nov. 30, 2016), the most by a Gator since Vanessa Hayden scored 36 against Oakland on November 16, 2001.
- Williams collected 12 rebounds for her fourth double-double this year and 17th of career
- Delicia Washington collected a career-high six steals (was four, twice); also tied for the most by a Gator this season (Anderson had 6 vs. South Alabama, Nov. 11)

Team Numbers of Note

- UF's 53 first-half points were its third-most at home in the first half of a game in program history (70 vs. Saint Francis, Dec. 20, 2015; 60 points vs. Stetson, Nov. 29, 1991)
- This was the first time this season five Gators scored in double-figures; and first time since February 18, 2016, against Vanderbilt
- Florida shot and made a season-best from the free throw line, 30-of-43
- SLU committed 33 turnovers, the third time this year an opponent has had at least 30 miscues
- Florida wore orange uniforms for the first time since December 28, 2007, when the Gators defeated Holy Cross, 66-52

Official Basketball Box Score -- Game Totals -- Final Statistics Auburn vs Florida 01/01/17 2 pm ET at Gainesville, FL (Exactech Arena)

Auburn 82 • 11-4, 1-0 SEC

#	Player	Total		3-Ptr		Rebounds			PF	TP	A	TO	Blk	Stl	Min	
		FG	FGA	FG	FGA	Off	Def	Tot								
15	Jazmine Jones	f	1-3	0-0	0-2	2	0	2	3	2	1	1	0	1	28	
23	Jessica Jones	f	3-4	0-0	0-4	3	3	6	4	6	0	2	0	1	23	
10	Brandy Montgomery	g	7-14	7-8	5-6	2	2	4	1	26	1	4	0	1	35	
13	Katie Frerking	g	10-22	3-9	1-2	3	7	10	3	24	4	2	1	5	37	
33	Janiah McKay	g	5-14	1-2	5-8	0	2	2	4	16	5	0	0	0	26	
00	Daisa Alexander	g	0-1	0-0	1-2	1	0	1	2	1	0	1	0	1	5	
03	Erica Sanders	g	0-3	0-0	2-2	2	1	3	4	2	0	0	0	2	24	
05	Emari Jones	g	0-0	0-0	0-0	1	0	1	0	0	0	0	0	0	1	
14	Tiffany Lewis	g	0-0	0-0	1-2	0	0	0	1	0	0	0	0	0	5	
40	Khady Dieng	g	1-4	0-2	2-2	0	0	0	1	4	5	2	0	2	16	
Team			4	1	5											
Totals			27-65	11-21	17-30	18	16	34	22	82	16	13	1	13	200	
1st - FG %:		6-16	37.5%	2nd:	7-16	43.8%	3rd:	10-19	52.6%	4th:	4-14	28.6%	Game:	27-65	41.5%	Deadball
3FG %:		3-5	60.0%	2-5		40.0%	5-8		62.5%	1-3		33.3%	11-21		52.4%	Rebounds
FT %:		4-6	66.7%	1-4		25.0%	3-4		75.0%	9-16		56.3%	17-30		56.7%	9

Florida 75 • 9-5, 0-1 SEC

#	Player	Total		3-Ptr		Rebounds			PF	TP	A	TO	Blk	Stl	Min	
		FG	FGA	FG	FGA	Off	Def	Tot								
01	Williams,Ronni	f	10-13	0-0	4-9	2	5	7	5	24	4	7	0	0	35	
44	Lorenzen,Haley	f	4-10	1-1	2-2	3	4	7	4	11	0	4	0	1	34	
24	Fleming,Tyshara	c	4-6	0-0	5-6	5	4	9	3	13	1	0	2	3	33	
00	Washington,Delicia	g	6-9	1-3	4-6	1	3	4	4	17	1	5	0	1	22	
11	Anderson,Dyandria	g	1-4	0-2	0-0	0	4	4	4	2	5	5	0	1	36	
22	Searcy,Sydney	g	0-3	0-1	0-0	1	0	1	2	0	0	0	0	0	12	
15	Morang,Sydney	g	0-0	0-0	1-2	0	0	0	0	1	1	0	0	0	5	
23	Copeland,Brooke	g	2-9	1-7	2-2	2	0	2	5	7	0	4	0	0	23	
Team			0	4	4											
Totals			27-54	3-14	18-27	14	24	38	27	75	12	26	2	6	200	
1st - FG %:		5-11	45.5%	2nd:	8-12	66.7%	3rd:	6-14	42.9%	4th:	8-17	47.1%	Game:	27-54	50.0%	Deadball
3FG %:		1-3	33.3%	1-3		33.3%	1-4		25.0%	0-4		0.0%	3-14		21.4%	Rebounds
FT %:		3-4	75.0%	3-6		50.0%	6-8		75.0%	6-9		66.7%	18-27		66.7%	6

Officials: Mark Zentz, Susan Blauch, Missy Brooks

Technical fouls: Auburn-None, Florida-None

Attendance: 1720

UF#23 B.Copeland fouls out at 5:12(40)

UF#1 R.Williams at 0:05.1(4)

Score by periods	1st	2nd	3rd	4th	Total
Auburn	19	17	28	18	82
Florida	14	20	19	22	75

Last FG - AU 4th-00:26, UF 4th-00:13.

Largest lead - AU by 14 3rd-03:20, UF by 4 1st-06:29.

AU led for 28:30. UF led for 04:59. Game was tied for 06:31.

Game 14: Auburn 82, Florida 75

January 1, 2017 * Exactech Arena at the Stephen C. O'Connell Center * Gainesville, Fla. Auburn's 11 three-pointers and its defensive intensity forced Florida into 26 turnovers that the Tigers converted into 28 points and defeated the Gators, 82-75, at Exactech Arena at the Stephen C. O'Connell Center in the Southeastern Conference opener for both teams on Sunday.

Eighteen of Florida's miscues came in the first half, yet the Gators were down just two at halftime, 36-34. The Tigers had jumped out to an early seven points lead, but the Gators came back in the second quarter and even held a three-point cushion after **Brooke Copeland's** three-pointer with just under three minutes to play.

The teams traded bucket to begin the third quarter before Auburn senior Katie Frerking got hot and nailed back-to-back three-pointers that launched a 15-2 run in just over three minutes. Frerking scored 10 points during that game-changing march, as the Tigers outscored the Gators, 28-19, during the quarter and turned six miscues into 12 points.

Senior **Ronni Williams** tried to put the Gators on her back during the fourth quarter, when she scored 13 of her team-best 24 points, hitting 6-of-8 shots from the floor during the frame, 10-of-13 in the game. She scored 10 of UF's first 11 points and had the Gators within five points, 69-64, with 3:51 remaining in the game.

Florida had the momentum and the crowd on its feet, but Frerking struck again with a jumper and followed with a free throw to start a 6-2 run and the Gators were down nine with 2:12 remaining.

Delicia Washington, who finished with 17 points on 6-of-9 shooting, scored the next four points and Florida was back within five, 75-70, with 29 seconds to go, however the Tigers hit timely, tough shots and their free throws when they needed to and took their first win in Gainesville since 2007.

Senior **Tyshara Fleming**

2016-17 Florida Final Box Scores & Game Recaps

Official Basketball Box Score -- Game Totals -- Final Statistics

Florida vs LSU

1/5/17 7:01 pm at Baton Rouge, LA (Maravich Center)

Florida 67 • 9-6 (0-2 SEC)

#	Player	Total			3-Ptr			Rebounds			PF	TP	A	TO	Blk	Stl	Min
		FG-FGA	FG-FGA	FT-FTA	FG-FGA	FG-FGA	FT-FTA	Off	Def	Tot							
01	Williams,Ronni	f	8-17	0-0	6-7	6	4	10	4	22	1	5	1	2	32		
44	Lorenzen,Haley	f	7-14	0-0	4-4	7	5	12	4	18	3	6	1	3	37		
24	Fleming,Tyshara	c	2-8	0-0	2-5	8	5	13	2	6	0	4	0	1	24		
00	Washington,Delicia	g	2-13	0-1	0-0	2	4	6	4	4	2	4	0	3	29		
11	Anderson,Dyandria	g	1-3	0-0	2-4	1	5	6	4	4	3	4	1	3	36		
15	Searcy,Sydney	g	2-3	0-0	0-0	0	0	0	2	4	1	2	0	0	12		
22	Morang,Sydney	g	0-1	0-1	0-0	0	0	0	0	0	0	0	0	0	3		
23	Copeland,Brooke	g	3-6	3-6	0-0	0	1	1	3	9	3	2	0	0	27		
	Team					3	0	3			1						
	Totals		25-65	3-8	14-20	27	24	51	23	67	13	28	3	12	200		

1st-FG %: 41.3 30.8% 2nd: 6-15 40.0% 3rd: 2-19 10.5% 4th: 13-18 72.2% Game: 25-65 38.5% Deadball Rebounds 4.1
3FG %: 0.0 0.0% 1-4 25.0% 2-4 50.0% 8-12 66.7% 0-0 0.0% 3-8 37.5% 1-4 25.0%
FT %: 4-4 100.0% 2-4 50.0% 8-12 66.7% 0-0 0.0%

LSU 78 • 12-3 (1-1 SEC)

#	Player	Total			3-Ptr			Rebounds			PF	TP	A	TO	Blk	Stl	Min
		FG-FGA	FG-FGA	FT-FTA	FG-FGA	FG-FGA	FT-FTA	Off	Def	Tot							
05	MITCHELL, Ayana	f	0-0	0-0	0-0	1	0	1	4	0	1	0	0	2	20		
20	HYDER, Alexis	f	1-5	0-1	1-2	2	1	3	5	3	1	3	0	3	23		
00	JACKSON, Chloe	g	15-24	2-5	2-6	1	1	2	3	34	5	2	0	4	40		
11	MONCRIEF, Raigyne	g	6-13	0-1	8-10	0	5	5	2	20	4	5	0	10	31		
13	HILL, Rina	g	1-4	0-0	0-0	0	1	1	0	2	1	1	0	0	21		
02	NORTON, Shanice	g	0-0	0-0	0-0	0	0	0	0	0	2	1	0	0	5		
10	RHODES, Jasmine	g	1-2	0-0	0-0	1	1	2	2	2	0	3	0	1	22		
30	RICHARD-HARRIS, J.	g	3-7	0-1	6-6	2	1	3	1	12	2	1	0	3	22		
44	NEUBERT, Tatum	g	2-2	0-0	1-2	0	3	3	2	5	0	1	0	0	16		
	Team					2	2	4									
	Totals		29-57	2-8	18-26	9	15	24	19	78	16	17	0	23	200		

1st-FG %: 8-17 47.1% 2nd: 7-13 53.8% 3rd: 8-14 57.1% 4th: 6-13 46.2% Game: 29-57 50.9% Deadball Rebounds 2
3FG %: 1-4 25.0% 1-2 50.0% 0-1 0.0% 0-1 0.0% 2-8 25.0% 1-4 25.0%
FT %: 0-1 0.0% 4-6 66.7% 2-5 40.0% 12-14 85.7% 18-26 69.2% 1-4 25.0% 3-6 50.0%

Officials: Bob Trammell, Laura C. Morris, Felicia Grinter
Technical fouls: Florida-None, LSU-None.
Attendance: 1802

Score by periods	1st	2nd	3rd	4th	Total
Florida	12	15	12	28	67
LSU	17	19	18	24	78

Points In Off 2nd Fast
Paint T/O Chance Break Bench
LSU 26 36 7 12 19

Last FG - UF 4th-00:13, LSU 4th-00:24.
Largest lead - UF by 2 1st-07:02, LSU by 15 3rd-05:15.
UF led for 01:16, LSU led for 34:44, Game was tied for 05:32.

Game 15: LSU 78, Florida 67

January 5, 2017 * Maravich Center * Baton Rouge, La.

Florida outrebounded LSU by 27 but it wasn't enough as the Gators dropped a 78-67 decision to the Lady Tigers at the Maravich Center Thursday evening.

Florida hit just 38.5 percent of its shots during the game – its second-lowest mark of the season and that effort diffused the Gator's 27 offensive rebounds and second-chance opportunities, collecting only 18 rebounds in that fashion.

Turnovers also hampered the Gator's effort, as LSU flipped 28 miscues into 36 points.

The Gators were able to whittle a 15-point deficit down to six points with five minutes remaining thanks to a 9-0 run midway through the fourth quarter when **Ronni Williams**, **Brooke Copeland**, **Delicia Washington** and **Haley Lorenzen** each hit field goals.

LSU came right back with three-point-play that sparked a 9-2 run and the Gators were unable to counter.

Gators in Double-Digits

- Ronni Williams** finished with a team-high 22 points along with 10 rebounds for her fifth double-double of the season and the 18th of her career.
- Haley Lorenzen** logged the second double-double of the season and her career with 18 points and a career-high 12 rebounds
- Tyshara Fleming** finished with a career-high 13 rebounds, her second career double-figure rebound game

Lady Tigers in Double-Digits

- Chloe Jackson: game-high 34 points
- Raigyne Moncrief: 20 points
- Moncrief: 10 steals – the most by a Gator opponent in program history (had been 9 by three different players, most recently by Louisville's Angel McCoughtry, Dec. 2, 2007)
- J. Harris-Richard: 12 points

Individual Numbers of Note

- Williams' nine rebounds included the 700th of her career
- Anderson finished with four points and topped the 300-point plateau in her career
- Brooke Copeland** converted a three-pointer in the eighth consecutive game
- In the last five games, Williams is averaging 25.4 points and 8.4 rebounds per game while hitting 68 percent of her shots.
- Fleming is averaging a team-leading 9.4 rebounds over the last five games.

Numbers of Note

- Florida outrebounded LSU, 51-24, for a season-high margin of +27 (had been +20 twice)
- In the third quarter, the Gators missed their first 14 shots from the floor before Fleming put back an offensive rebound with 4:23 remaining and made a free throw to complete the three-point-play.
- Florida made just 2-of-19 field goals in the third quarter, while LSU hit 8-of-14
- UF committed 10 turnovers in the first quarter that LSU converted into 11 points. Tigers led 17-12 after first quarter.

Quotes from the Court – UF Head Coach Amanda Butler

"We just turned the ball over too much. Again, it's really disappointing because it seems like it's silly turnovers, just ball reversal when someone's in the passing lane and we don't seem to see them. I guess we just have to watch more film on that. We had a valiant effort on the boards – 27 on the offensive end is tremendous, but we don't have the points off of those second chances. We had 18 points. When you have 27 offensive rebounds, you have to capitalize more often."

"They did exactly what we prepared for them to do – they shot mid-range jump shots and they tried to create offense off of their steals. Moncrief had 10 (steals) and we seemed not to do a very good job when she was in the passing lane and threw it to her a lot. I thought we made it easy on them. They are great players, though. You have to give them a lot of credit for their effort."

Official Basketball Box Score -- Game Totals -- Final Statistics

#5 South Carolina vs Florida

01/08/17 12 Noon ET at Gainesville, FL (Exactech Arena)

#5 South Carolina 81 • 13-1, 3-0 SEC

#	Player	Total			3-Ptr			Rebounds			PF	TP	A	TO	Blk	Stl	Min
		FG-FGA	FG-FGA	FT-FTA	FG-FGA	FG-FGA	FT-FTA	Off	Def	Tot							
22	WILSON, A'ja	f	8-14	0-0	7-10	5	8	13	4	23	2	2	3	1	29		
41	COATES, Alaina	c	6-10	0-0	2-4	4	9	13	2	14	2	3	2	1	32		
03	DAVIS, Kaela	g	4-16	1-5	1-1	2	4	6	3	10	1	3	0	2	25		
10	GRAY, Allisha	g	6-10	4-7	2-2	3	3	6	5	18	2	0	1	4	27		
52	HARRIS, Tyasha	g	2-5	0-2	1-2	0	2	2	3	5	2	2	0	2	29		
00	PATRICK, Victoria	g	0-0	0-0	0-0	0	0	0	0	0	0	0	0	0	1		
01	CUEVAS-MOORE, Bianc	g	1-6	1-3	0-0	1	1	2	3	3	1	2	0	2	23		
04	CLINEY, Donyah	g	0-1	0-1	1-2	1	0	1	0	1	0	1	0	1	15		
12	BRADSHAW, Aralon	g	0-0	0-0	0-0	0	0	0	1	0	0	0	0	0	3		
21	HERBERT HARRIGAN,	g	3-7	0-0	1-2	1	2	3	1	7	0	1	0	0	16		
	Team					1	1	2									
	Totals		30-69	6-18	15-23	18	30	48	22	81	10	14	6	13	200		

1st-FG %: 7-17 41.2% 2nd: 8-17 47.1% 3rd: 7-16 43.8% 4th: 8-19 42.1% Game: 30-69 43.5% Deadball Rebounds 2
3FG %: 2-5 40.0% 3-8 37.5% 1-1 100.0% 0-4 0.0% 6-18 33.3%
FT %: 5-5 100.0% 7-11 63.6% 1-4 25.0% 0-3 66.7% 15-23 65.2%

Florida 62 • 9-7, 0-3 SEC

#	Player	Total			3-Ptr			Rebounds			PF	TP	A	TO	Blk	Stl	Min
		FG-FGA	FG-FGA	FT-FTA	FG-FGA	FG-FGA	FT-FTA	Off	Def	Tot							
01	Williams,Ronni	f	2-11	0-0	2-4	1	4	5	5	6	3	5	0	1	25		
44	Lorenzen,Haley	f	6-9	1-1	2-2	1	4	5	4	15	1	3	0	1	27		
24	Fleming,Tyshara	c	1-4	0-0	0-2	3	5	8	5	2	1	2	0	0	25		
00	Washington,Delicia	g	8-21	0-1	2-2	2	5	7	4	18	1	5	0	3	28		
11	Anderson,Dyandria	g	2-7	1-2	4-6	3	3	6	1	9	4	4	1	1	35		
15	Searcy,Sydney	g	1-3	0-1	0-0	1	0	1	1	2	0	1	0	0	13		
22	Morang,Sydney	g	1-3	1-2	0-0	0	0	0	2	3	0	0	0	0	13		
23	Copeland,Brooke	g	2-5	1-3	2-4	2	3	5	0	7	1	1	1	0	34		
	Team					2	3	5			1						
	Totals		23-63	4-10	12-20	15	27	42	22	62	11	22	2	6	200		

1st-FG %: 8-19 42.1% 2nd: 1-14 7.1% 3rd: 9-18 50.0% 4th: 5-12 41.7% Game: 23-63 36.5% Deadball Rebounds 3
3FG %: 2-4 50.0% 0-0 0.0% 1-4 25.0% 1-2 50.0% 4-10 40.0%
FT %: 1-4 25.0% 3-4 75.0% 3-6 50.0% 5-6 83.3% 12-20 60.0%

Officials: Beverly Roberts, Brian Garland, Charlie Hust

Technical fouls: #5 South Carolina-None, Florida-None.

Attendance: 2232

UF#24 T.Fleming fouls out at 0:32.2(3), SC#10 A.Gray 5:08(4)

UF#01 R.Williams at 3:58(4)

Score by periods	1st	2nd	3rd	4th	Total
#5 South Carolina	21	26	16	18	81
Florida	19	5	22	16	62

Points In Off 2nd Fast
Paint T/O Chance Break Bench
SC 44 21 23 8 11
UF 34 14 15 6 12

Last FG - SC 4th-00:55, UF 4th-00:41.
Largest lead - SC by 23 2nd-00:00, UF by 4 1st-02:36.
SC led for 35:01, UF led for 03:27, Game was tied for 01:31.

Game 16: #5 South Carolina 81, Florida 62

January 8, 2017 * Exactech Arena at the Stephen C. O'Connell Center * Gainesville, Fla.

If only the Gators could redo that second quarter against fifth-ranked South Carolina played Sunday afternoon at Exactech Arena at the Stephen C. O'Connell Center.

Florida actually outscored the Gamecocks by two except for that decisive 10-minute frame, when South Carolina outscored the Gators 26-5 and earned the 81-62 decision.

During that game-changing quarter, the Gators managed to convert only 1-of-14 field goals, while USC hit 8-of-17 overall, including 3-of-8 from beyond the arc and 7-of-11 from the free throw line. The Gamecocks also held a 17-9 rebounding advantage, which the visitors enjoyed by turning their seven offensive boards into 12 points.

That 10-minute quarter saw Florida's three primary frontcourt players – Ronni Williams, Haley Lorenzen and Tyshara Fleming – each whistled for their respective third foul, as the Gators entered the halftime locker room dazed and down, 47-24.

Florida, however, refused to bow down to the talented and nationally-ranked Gamecocks and outscored them 22-16 in the third quarter, as well as, 38-34 in the second half.

The Gators' third-quarter advantage could have been even greater if it hadn't been for a Gamecock three-point buzzer-beater shortly after UF freshman **Delicia Washington's** layup in the lane that cut difference to 14 points.

Double-Digit Gators

- Delicia Washington**: 18 points with seven rebounds and three steals
- Haley Lorenzen**: 15 points (6-9 FG) with five rebounds; topped the 700-point plateau and extended her career-best made-free-throw streak to 12

Numbers of Note

- All eight Gators who suited up for the game, scored in the game
- Brooke Copeland** finished with seven points that included a three-pointer, her ninth consecutive game with a trey
- Leading scorer **Ronni Williams** scored six points with five rebounds before fouling out for the second time this season
- Tyshara Fleming** fouled out of a game for the first time this year; finished with a team-high eight rebounds and two points
- The Gators shot 36.5 percent (23-63) overall from the floor, just the third time under 40 percent this season and in spite of hitting just seven percent during the second quarter
- There were six lead changes and three tied scores during the game

Quotes from the Court: Florida Head Coach Amanda Butler

"Obviously we are disappointed that we lost, I think may be people who think that against a great team like South Carolina, they are okay with respectable losses and that's not the way we are wired. That's not what our expectation is. We are very disappointed that we lost but at the same time we got a lot better tonight. I think we made great progress in the right direction and we are excited about our next opportunity. There are a few things that are within our control that we've got to do a better job with, like staying out of foul trouble. We lost the second quarter significantly because we had some lineups out there which were less than ideal and some of our combinations that we don't necessarily like to put together but that's in our control. We've got to do a better job with our early fouls, keep the combinations on the floor that we want and every given moment - offensively and defensively - if we do that, we are a very good team."

"I think we were really aggressive, obviously these two guys (Delicia Washington and Haley Lorenzen), I thought really displayed a fearless spirit offensively. We did a really good job of attacking and that's what we wanted to do. We got ourselves to the free throw line enough times I believe to win but we didn't hit them and so that's another element that's in our control. We've got to do better with that but I liked defensively how we looked tonight. I thought we played really confidently in our zone, we continued to mix things up and that I think made it difficult for them to get into a flow. They still made some great individual plays. To me South Carolina is a number one seed in the NCAA Tournament when this is all said and done ..."

2016-17 Florida Final Box Scores & Game Recaps

Official Basketball Box Score -- Game Totals -- Final Statistics Florida vs Mississippi State

01/12/07 8:02 p.m. at Starkville, Miss. (Humphrey Coliseum)

Florida 49 • 9-8 (0-4 SEC)

#	Player	Total		3-Ptr		Rebounds			PF	TP	A	TO	Blk	Stl	Min
		FG-FGA	FG-FGA	FT-FTA	FT-FTA	Off	Def	Tot							
01	Williams, Ronni	f	3-6	0-0	5-8	1	3	4	4	11	1	8	0	2	27
44	Lorenzen, Haley	f	1-5	0-0	1-2	1	3	4	5	3	2	2	1	0	30
24	Fleming, Tyshara	c	2-4	0-0	2-2	2	4	6	5	6	1	3	3	1	28
00	Washington, Delicia	g	7-13	1-1	2-3	1	5	6	4	17	0	5	0	0	35
11	Anderson, Dyandria	g	2-6	2-2	2-2	0	3	3	3	8	3	5	0	1	32
15	Searcy, Sydney	g	0-2	0-0	0-0	0	0	0	1	0	0	1	0	0	15
22	Morang, Sydney	g	1-5	1-5	1-2	2	1	3	1	4	0	0	0	0	18
23	Copeland, Brooke	g	0-0	0-0	0-0	0	0	0	2	0	2	2	0	0	15
Team						3	2	5			1				
Totals			16-41	4-8	13-19	10	21	31	25	49	9	27	4	4	200

1st - FG %: 4-11 36.4% 2nd: 4-10 40.0% 3rd: 3-7 42.9% 4th: 5-13 38.5% Game: 16-41 39.0% Deadball Rebounds 2,1
3FG %: 0-2 0.0% 1-1 100.0% 1-1 100.0% 2-4 50.0% 4-8 50.0%
FT %: 1-2 50.0% 4-5 80.0% 6-8 75.0%

Mississippi State 82 • 18-0 (4-0 SEC)

#	Player	Total		3-Ptr		Rebounds			PF	TP	A	TO	Blk	Stl	Min
		FG-FGA	FG-FGA	FT-FTA	FT-FTA	Off	Def	Tot							
03	Breanna Richardson	f	3-9	0-1	0-0	2	3	5	2	6	3	1	0	2	29
45	Chinwe Okorie	c	5-7	0-0	3-4	4	2	6	4	13	0	1	0	0	14
00	Dominique Dillingham	g	2-6	1-3	0-0	1	3	4	3	5	2	1	0	0	25
02	Morgan William	g	1-3	1-1	0-0	0	0	0	3	3	7	1	0	1	21
35	Victoria Vivians	g	7-19	1-6	6-6	2	3	5	3	21	3	2	1	4	35
01	Blair Schaefer	g	1-8	1-7	0-0	1	0	1	2	3	2	1	0	1	21
04	Ameshya Williams	g	0-0	0-0	0-0	1	0	1	0	0	0	2	0	0	2
10	Jazzmun Holmes	g	1-3	1-3	3-6	1	2	3	1	6	3	1	0	1	19
13	Ketara Chapel	g	0-1	0-0	0-0	1	0	1	0	0	2	0	0	0	9
15	Teaira McCowan	g	12-13	0-0	1-1	3	2	5	3	25	0	1	2	1	24
25	Zion Campbell	g	0-0	0-0	0-0	0	0	0	0	0	0	0	0	0	1
Team						1	4	5							
Totals			32-69	5-21	13-17	17	19	36	21	82	22	10	4	10	200

1st - FG %: 9-19 47.4% 2nd: 9-16 56.3% 3rd: 9-16 56.3% 4th: 5-18 27.8% Game: 32-69 46.4% Deadball Rebounds 2
3FG %: 0-4 0.0% 3-5 60.0% 2-5 40.0% 0-7 0.0% 5-21 23.8%
FT %: 6-6 100.0% 3-4 75.0% 3-4 75.0%

Officials: Tina Napier, Brian Hall, Metta Roberts
Technical fouls: Florida-None, Mississippi State-None.
Attendance: 5575

Score by periods	1st	2nd	3rd	4th	Total
Florida	9	13	13	14	49
Mississippi State	24	24	21	13	82

	Points	In Paint	Off T/O	2nd Chance	Fast Break	Bench
UF	20	8	0	4	4	4
MS	40	27	22	2	4	34

Last FG - UF 4th-00:11, MS 4th-03:05.
Largest lead - UF None, MS by 36 3rd-02:18.
UF led for 00:00, MS led for 39:22. Game was tied for 00:38.

Score tied - 1 time.
Lead changed - 0 times.

Game 17: #4 Mississippi State 82, Florida 49 January 12, 2017 * Humphrey Coliseum * Starkville, Miss.

Fourth-ranked Mississippi State remained one of two undefeated NCAA Division I Women's Basketball teams after powering past Florida, 82-49, at Humphrey Coliseum Thursday evening.

The Bulldogs used a 14-0 run early in the first quarter to take a 20-5 lead and maintained that spread through the end of the quarter.

Florida scored the first five points of the second quarter with a bucket from Ronni Williams and a three-pointer from Dyandria Anderson and closed to within 24-14, before MSU closed the half on a 24-8 march for a 48-22 halftime advantage. Florida never recovered.

Gators in Double Digits

- **Delicia Washington:** 17 points (7-13 FG, 1-1 3PT, 2-3 FT) - ninth double-figure scoring game for the freshman
- **Ronni Williams:** 11 points (3-6 FG, 5-8 FT) - 13th double-figure scoring game this year, 64th in career

Bulldogs in Double Digits

- Victoria Vivians: 21 points, 4 steals
- Teaira McCowan: 25 points (12-13 FG)
- Chinwe Okorie: 13 points (5-7 FG)

Numbers of Note

- Mississippi State remains as one of only two undefeated teams in NCAA Division I Women's Basketball, the other being UConn
- UF's 49 points were its fewest since 49 against Auburn on March 4, 2015 in the SEC Tournament
- Thursday was Florida's 14th road game of the season
- Florida's top two scorers - Ronni Williams and Haley Lorenzen - both picked up three fouls in the first half, with Williams and fellow frontcourt mate Tyshara Fleming whistled for their fourth early in the third quarter.

The Updated Series: Florida vs. Mississippi State

- 46-Game Series: UF leads 25-21 (UF at Home: 13-7; Away: 8-12; Neutral: 4-2)
- Current Streak: MSU 3-0
- UF's last win in Starkville: January 10, 2013 (61-55)
- Of Note: the 46 games played against MSU are the eighth most versus any Gator opponent

Official Basketball Box Score -- Game Totals -- Final Statistics Texas A&M vs Florida

01/15/17 1 p.m. ET at Gainesville, FL (Exactech Arena)

Texas A&M 67 • 14-4, 4-1 SEC

#	Player	Total		3-Ptr		Rebounds			PF	TP	A	TO	Blk	Stl	Min
		FG-FGA	FG-FGA	FT-FTA	FT-FTA	Off	Def	Tot							
05	Anriel Howard	f	2-11	0-0	0-0	1	8	9	0	4	1	0	0	0	40-
21	Jasmine Lumpkin	c	2-6	0-0	2-2	0	3	3	0	6	3	2	0	2	18
00	Khaalia Hillsman	f	5-5	0-0	5-6	2	7	9	4	15	1	2	0	1	38
11	Curtyce Knox	g	5-10	4-5	2-2	0	1	1	4	16	5	9	0	2	40
12	Danni Williams	g	9-16	5-9	2-2	0	2	2	2	25	2	3	0	2	40
03	Taylor Cooper	g	0-1	0-1	1-2	3	3	6	1	1	5	1	0	1	22
15	Jasmine Williams	g	0-0	0-0	0-0	0	0	0	0	0	0	0	0	0	0+
24	Walnatia Wright	g	0-0	0-0	0-0	0	0	0	0	0	0	0	0	0	2
Team						3	2	5			1				
Totals			23-49	9-15	12-14	9	26	35	11	67	17	18	3	8	200

1st - FG %: 8-15 53.3% 2nd: 3-10 30.0% 3rd: 7-15 46.7% 4th: 5-9 55.6% Game: 23-49 46.9% Deadball Rebounds 1
3FG %: 4-5 80.0% 0-1 0.0% 3-6 50.0% 2-3 66.7%
FT %: 6-6 100.0% 3-4 75.0% 2-2 100.0% 1-2 50.0%

Florida 59 • 9-9, 0-5 SEC

#	Player	Total		3-Ptr		Rebounds			PF	TP	A	TO	Blk	Stl	Min
		FG-FGA	FG-FGA	FT-FTA	FT-FTA	Off	Def	Tot							
01	Williams, Ronni	f	11-19	0-0	0-0	1	5	6	3	22	3	0	1	2	35
23	Copeland, Brooke	f	0-5	0-0	0-0	0	2	2	2	0	0	2	0	0	18
44	Lorenzen, Haley	f	3-7	0-0	1-2	2	1	3	4	7	0	1	1	1	34
00	Washington, Delicia	g	3-8	0-1	0-0	0	2	2	0	6	1	3	0	1	21
11	Anderson, Dyandria	g	5-11	0-4	2-2	4	2	6	1	12	8	3	0	1	39
15	Searcy, Sydney	g	1-3	0-1	0-0	0	1	1	2	2	0	0	0	0	12
22	Morang, Sydney	g	2-5	2-5	0-0	0	0	0	0	6	0	0	0	0	19
24	Fleming, Tyshara	g	2-4	0-0	0-1	1	2	3	2	4	1	1	3	3	22
Team						3	3	6			1				
Totals			27-62	2-16	3-5	11	18	29	14	59	13	11	5	8	200

1st - FG %: 9-17 52.9% 2nd: 6-14 42.9% 3rd: 4-14 28.6% 4th: 6-17 35.3% Game: 27-62 43.5% Deadball Rebounds 0
3FG %: 2-4 50.0% 0-3 0.0% 0-6 0.0% 0-3 0.0%
FT %: 0-0 0.0% 0-0 0.0% 3-4 75.0% 0-1 0.0%

Officials: Jesse Dickerson, Cameron Inouye, Ed Sidlasky
Technical fouls: Texas A&M-None, Florida-None.
Attendance: 2133

Score by periods	1st	2nd	3rd	4th	Total
Texas A&M	26	9	19	13	67
Florida	24	12	11	12	59

	Points	In Paint	Off T/O	2nd Chance	Fast Break	Bench
TAMU	20	13	14	2	1	1
UF	44	14	6	8	12	12

Last FG - TAMU 4th-02:37, UF 4th-00:13.
Largest lead - TAMU by 15 4th-02:37, UF by 6 2nd-06:59.
TAMU led for 25:38, UF led for 09:18. Game was tied for 05:04.

Score tied - 5 times.
Lead changed - 4 times.

Game 18: Texas A&M 67, Florida 59 January 15, 2017 * Exactech Arena * Gainesville, Fla.

Florida converted four more shots than Texas A&M, however, nine of the Aggies were from beyond the three-point arc and they used that to their advantage in a hard fought, 67-59, decision against the Gators at Exactech Arena at the Stephen C. O'Connell Center Sunday afternoon.

Florida held a 36-35 halftime lead, the first time it has taken a lead into the locker room in a South-eastern Conference game this season, as there were three lead changes and four tied scores in the opening 20 minutes of action.

It was back and forth action to begin the second half and after Haley Lorenzen's jumper tied the score at 40 with 6:38 remaining in the third, Texas A&M mounted a 14-5 run over the next 5:01 for a 54-45 lead. Ronni Williams, who finished with a team-high 22 points on 11-of-19 shooting, ended the quarter's scoring with a layup and Florida was within seven points entering the fourth quarter.

Williams picked up where she left off and scored the first points of the final frame and the Gator deficit was down to five, 54-49, with 8:44 left.

The Aggies came right back, pounding the defensive glass that limited Florida's second chance opportunities, and used a 12-2 run on the offensive end over a 3:43 span to build a 66-51 lead with 2:37 remaining in the game.

Danni Williams, who leads the SEC scoring, knocked down eight points during that game deciding run, including a pair of three-pointers, as she led the Aggies from beyond the arc by converted 5-of-9 en route to a game-high 25 points.

Ronni and Danni ... Williams, that is

- The top two scorers in the SEC were on the court for today's game.
- Entering the game, TAMU's Danni Williams held a slight 17.8 points per game edge over UF's Ronni Williams' 17.4 points per game. They finished today's game with 25 and 22 points, respectively

Double-Digit Gators

- Ronni Williams: 22 points (11-19 FG), 6 rebounds; her seventh 20-point game this year
- Dyandria Anderson: 12 points, 8 assists, 6 rebounds; her third double-figure scoring game this year

Numbers of Note

- This was the first time this year Florida has lost after leading at halftime
- There were four lead changes and five tied scores
- Texas A&M won its third consecutive game

Quotes from the Court

Florida Head Coach Amanda Butler

"Texas A&M played really well in the moments that matter the most and you have to give them credit for that.

"I liked the way that we fought, the way that we battled. We just had some key defensive break-downs at some really critical moments.

"I didn't think that we were the offensive rebounders that we needed to be today, as well, and I think our team knows that, in particular our guards. Our guards, outside of Dee (Dyandria Anderson), who I think played a fantastic game, we've got to go get some of those misses when the three-ball isn't falling for us.

"Having said all of that, this by week is going to be a huge opportunity for us and I'm very excited to coach my team through it."

2016-17 Florida Final Box Scores & Game Recaps

Official Basketball Box Score -- Game Totals -- Final Statistics Florida vs Georgia 1/22/17 1 p.m. ET at Athens, Ga. (Stegeman Coliseum)

Florida 76 • 10-9, 1-5 SEC

#	Player	Total		3-Ptr		Rebounds			PF	TP	A	TO	Blk	Stl	Min
		FG-FGA	FT-FTA	FG-FGA	FT-FTA	Off	Def	Tot							
00	Washington, Delicia	* 6-18	0-1	2-5	1	2	3	4	14	0	2	0	0	0	23
01	Williams, Ronni	* 4-8	0-0	8-9	3	4	7	2	16	1	4	0	1	31	
11	Anderson, Dyandria	* 4-9	0-1	5-8	4	2	6	4	13	4	1	0	2	34	
23	Copeland, Brooke	* 3-9	3-9	0-0	1	4	5	4	9	3	1	0	3	37	
44	Lorenzen, Haley	* 4-11	0-1	3-4	5	5	10	4	11	1	4	1	2	33	
05	Portakal, Elif	* 1-1	0-0	1-2	0	1	1	1	3	0	0	0	0	7	
15	Searcy, Sydney	* 0-1	0-0	0-0	0	0	0	0	0	0	0	0	0	3	
22	Morang, Sydney	* 1-4	1-4	0-0	0	2	2	2	3	1	0	1	1	16	
24	Fleming, Tyshara	* 3-5	0-0	1-2	1	2	3	5	7	1	2	0	3	16	
	Team				2	3	5								
	Totals	26-66	4-16	20-30	17	25	42	26	76	12	14	2	12	200	

1st FG %:	6-19	31.6%	2nd:	7-13	53.8%	3rd:	7-18	38.9%	4th:	6-16	37.5%	Game:	26-66	39.4%	Deadball	
3FG %:	0-3	0.0%	1-3	33.3%	2-4	50.0%	1-6	16.7%	4-16	25.0%	Rebounds					
FT %:	3-5	60.0%	5-8	62.5%	5-7	71.4%	7-10	70.0%	20-30	66.7%						

Georgia 68 • 10-9, 2-4 SEC

#	Player	Total		3-Ptr		Rebounds			PF	TP	A	TO	Blk	Stl	Min
		FG-FGA	FT-FTA	FG-FGA	FT-FTA	Off	Def	Tot							
01	Shanea Armbrister	* 0-5	0-3	0-2	1	1	2	1	0	1	0	0	0	19	
44	Caliya Robinson	* 0-3	0-2	2-2	1	8	9	3	2	2	1	4	0	21	
11	Pachis Roberts	* 5-12	1-5	15-16	3	6	9	5	26	2	4	0	0	36	
12	Haley Clark	* 2-4	0-0	0-0	0	8	8	5	4	5	5	0	2	31	
33	Mackenzie Engram	* 7-14	0-3	4-5	1	1	2	2	18	1	2	0	3	37	
03	Stephanie Paul	* 3-9	1-5	0-0	1	4	5	3	7	1	5	1	0	25	
23	Halle Washington	* 2-4	0-0	0-0	1	2	3	4	4	1	0	2	0	19	
24	Simone Costa	* 2-4	2-2	1-2	0	0	0	3	7	1	0	0	1	12	
	Team				3	2	5								
	Totals	21-55	4-20	22-27	11	32	43	26	68	14	18	7	6	200	

1st FG %:	5-12	41.7%	2nd:	7-14	50.0%	3rd:	3-15	20.0%	4th:	6-14	42.9%	Game:	21-55	38.2%	Deadball	
3FG %:	0-4	0.0%	0-4	0.0%	2-8	25.0%	2-4	50.0%	4-20	20.0%	Rebounds					
FT %:	6-7	85.7%	3-6	50.0%	2-2	100.0%	11-12	91.7%	22-27	81.5%						

Officials: Roy Gulbeyan, Amy Bonner and Jennifer Rezac
Technical fouls: Florida-None, Georgia-None.
Attendance: 4181

Score by periods	1st	2nd	3rd	4th	Total
Florida	15	20	21	20	76
Georgia	16	17	10	25	68

Last FG - UF 4th-00:56, UGA 4th-01:31.
Largest lead - UF by 17 3rd-03:05, UGA by 3 1st-05:18.
UF led for 30:49, UGA led for 05:42. Game was tied for 03:29.

Points	In Paint	Off T/O	2nd Chance	Fast Break	Bench
UF	38	19	22	6	13
UGA	22	14	8	6	18

Score tied - 4 times.
Lead changed - 6 times.

Game 19: Florida 76, Georgia 68

January 22, 2017 * Stegeman Coliseum * Athens, Ga.

Florida exploded out of the halftime locker room on an 18-3 lead and then withstood a Georgia's furious run late for a 76-68 victory at Stegeman Coliseum on Sunday.

The victory was the Gator's first in Southeastern Conference action, halting a five-game skid, while collecting just the program's sixth win ever against the Lady Bulldogs in Athens.

During that big third-quarter run, six different Gators scored with only Dyandria Anderson hitting more than one field goal and the second one of hers was a three-point-play.

Florida's run continued into the fourth quarter where it scored the first four points, however, Georgia flipped the table on the Gators in the final period and scored 14 straight points and cut UF's 17-point lead to three, 60-57, with 5:32 remaining.

Haley Lorenzen's jump-hook in the paint ended UF's scoring drought, but UG came right back with four more points and the Gator lead was down to one, 62-61, with 4:17 on the clock.

Brooke Copeland then launched a high-arching three in front of Florida's bench and kept the Gators ahead with four minutes to go.

Pachis Roberts, who finished with a game-high 26 points, made her first 14 free throw attempts of the game and finally missed one with 3:13 remaining, as Georgia was within three.

Ronni Williams came back with a tough jumper inside before Roberts drilled a three on the other end and had Georgia within two with 2:46 on the clock.

Freshman Delicia Washington then came back with a tough driving layup to answer the trey and keep Florida's advantage at four, 69-65, with 1:47 remaining.

Georgia followed with another three-pointer and cut UF's lead to one with 1:31 left to play.

From there, Williams took control. She first putback an offense rebound with 56 seconds remaining for a three-point cushion.

Georgia was forced to foul to stop the clock and the Gators converted from the line when they needed to the most, hitting 5-of-6 in the final 37.2 seconds, with Williams hitting all four of her tries and Anderson the other to seal the victory.

Class Act

With today's win, only Ronni Williams - UF's lone four-year senior - and the current junior class of Dyandria Anderson, Brooke Copeland and Haley Lorenzen are the only Gators in program history to have defeated Georgia twice in Athens during their career.

Numbers and News of Note

- Georgia held the 43-42 rebound edge, but 17 of UF's were offensive and the Gators turned those into 22 second-chance points.
- Florida finished 20-30 from the free throw line; Georgia was 22-27
- There were six lead changes and four tied scores all during the first half.
- During the first half, Ronni Williams passed Cheryl Fisher (1,221 points from 1977-81) for 19th-place on UF's all-time scoring list.
- This was UF's 15th road game of the season.

The Updated Series: Florida vs. Georgia

- 69-Game Series: UF trails 16-53 (UF Home: 10-23; Away: 6-28; Neutral: 0-2)
- Entering Sunday's game, Georgia had won three straight, as well as seven of the last eight games against Florida.

Welcome Back

- Freshman Elif Portakal has been sidelined with an injury and missed the last 10 games prior to entering today's contest at the 5:13 mark of the second quarter.

Official Basketball Box Score -- Game Totals -- Final Statistics Tennessee vs Florida 01/26/17 7 pm ET at Gainesville, FL * Exactech Arena

Tennessee 84 • 13-7, 4-3 SEC

#	Player	Total		3-Ptr		Rebounds			PF	TP	A	TO	Blk	Stl	Min
		FG-FGA	FT-FTA	FG-FGA	FT-FTA	Off	Def	Tot							
10	Jackson, Meme	f 1-3	0-2	0-0	1	1	2	0	2	2	1	0	0	22	
31	Nared, Jaime	f 4-13	3-4	5-6	4	3	7	3	16	1	1	0	1	40	
21	Russell, Mercedes	c 4-8	0-0	6-8	0	5	5	3	14	1	3	1	1	33	
00	Reynolds, Jordan	g 2-7	0-0	7-8	2	7	9	2	11	5	2	0	1	34	
11	DeShields, Diamond	g 9-13	1-3	8-11	1	4	5	4	27	3	4	1	3	38	
04	Nunn, Schaquilla	g 1-1	0-0	1-2	0	1	1	1	3	0	0	0	0	7	
33	Middleton, Alexa	g 4-8	3-5	0-0	0	1	1	1	11	0	2	0	2	26	
	Team				0	0	0								
	Totals	25-53	7-14	27-35	8	22	30	14	84	12	14	2	8	200	

1st FG %:	10-18	55.6%	2nd:	7-12	58.3%	3rd:	4-12	33.3%	4th:	4-11	36.4%	Game:	25-53	47.2%	Deadball	
3FG %:	4-8	50.0%	2-3	66.7%	1-1	100.0%	0-2	0.0%	7-14	50.0%	Rebounds					
FT %:	3-5	60.0%	5-8	62.5%	14-16	87.5%	5-6	83.3%	27-35	77.1%						

Florida 75 • 10-10, 1-6 SEC

#	Player	Total		3-Ptr		Rebounds			PF	TP	A	TO	Blk	Stl	Min
		FG-FGA	FT-FTA	FG-FGA	FT-FTA	Off	Def	Tot							
01	Williams, Ronni	f 10-18	0-0	11-13	1	2	3	5	31	1	4	0	1	31	
44	Lorenzen, Haley	f 8-14	1-3	0-1	6	5	11	4	17	1	0	3	0	29	
00	Washington, Delicia	g 2-16	0-1	0-0	4	3	7	4	4	2	3	0	1	27	
11	Anderson, Dyandria	g 4-5	0-0	0-0	2	3	5	1	8	5	6	0	3	37	
22	Morang, Sydney	g 1-6	0-5	0-1	1	2	3	5	2	1	0	1	0	30	
05	Portakal, Elif	g 0-2	0-1	0-0	0	0	0	1	0	2	2	0	0	8	
15	Searcy, Sydney	g 0-1	0-0	0-0	0	1	1	2	0	0	0	0	0	9	
24	Fleming, Tyshara	g 6-7	0-0	1-2	5	5	10	2	13	1	1	1	1	29	
	Team				2	0	2								
	Totals	31-69	1-10	12-17	21	21	42	24	75	13	17	5	6	200	

1st FG %:	9-21	42.9%	2nd:	7-16	43.8%	3rd:	9-18	50.0%	4th:	6-14	42.9%	Game:	31-69	44.9%	Deadball	
3FG %:	0-4	0.0%	1-3	33.3%	0-2	0.0%	0-2	0.0%	0-1	0.0%	Rebounds					
FT %:	1-1	100.0%	0-0	0.0%	6-10	60.0%	5-6	83.3%	12-17	70.6%						

Officials: Laura C. Morris, Joseph Vasziy, Carla Fountain
Technical fouls: Tennessee-None, Florida-TEAM.
Attendance: 2059

UF #1 R. Williams fouls out at 0:14.4(4), #22 S. Morang at 0:00:6(4)

Score by periods	1st	2nd	3rd	4th	Total
Tennessee	27	21	23	13	84
Florida	19	15	24	17	75

Points	In Paint	Off T/O	2nd Chance	Fast Break	Bench
Tennessee	34	20	5	14	14
Florida	19	14	16	17	4

Last FG - UF 4th-02:15, UF 4th-00:16.
Largest lead - UF by 19 3rd-06:28, UF None.
UF led for 39:36, UF led for 00:00. Game was tied for 00:10.

Score tied - 0 times.
Lead changed - 0 times.

Game 20: Tennessee 84, Florida 75

January 26, 2017 * Exactech Arena at the Stephen C. O'Connell Center * Gainesville, Fla.
Senior Ronni Williams scored a game-high 31 points, but the Gator's first-half defense came back to haunt them, as Florida dropped an 84-75 decision to Tennessee.

The Lady Vols used an 18-2 run over a 4:34 span in the first quarter and built a 23-6 lead with 3:03 remaining in the first period. During that march, Florida made just 1-of-8 field goals and committed three turnovers that were immediately converted into easy buckets.

While the Gators were seemingly down, they were certainly not ready to fold and regrouped to score the final nine points of the quarter and trailed just 27-19 after the initial 10 minutes.

Williams scored the first four points of the second quarter and had the Gators within four, 27-23.

Alexa Middleton halted UF's 13-0 run with one of UT's seven three-pointers during the game and began a 7-0 swing for the visitors, who took a double-digit lead.

Haley Lorenzen, who finished with 17 points and a game-high 11 rebounds, canned UF's only three-pointer of the game, but Middleton came right back with one for the Vols, as UT took a 48-34 halftime lead.

Florida outscored Tennessee, 41-36, in the second half and even cut its deficit to eight points with 3:24 remaining and to within six points, 81-75, with 16 seconds remaining, however, the Lady Vols, closed out the game at the free throw line, converting 3-of-4 the rest of the way, capping a solid effort of 27-of-35 from the line during the game.

Worth Noting

- Florida dominating the rebound effort, 42-30, with 21 coming on the offensive end.
- Five of the last six meetings in the series between Florida and Tennessee have been decided by single digits.
- UF is 2-5 in games decided by 10 points or less this season, including 1-3 in SEC games.
- Tennessee hit 27-of-35 free throws; Florida was 12-17 from the line
- Florida converted six more field goals, but UT hit six more three-pointers

2016-17 Florida Final Box Scores & Game Recaps

Official Basketball Box Score -- Game Totals -- Final Statistics Florida vs Vanderbilt 01/29/17 2 p.m. at Nashville, Tenn. (Memorial Gym)

Florida 93 • 11-10, 2-6

#	Player	Total			3-Ptr			Rebounds			PF	TP	A	TO	Blk	Stl	Min
		FG	FGA	FT	FTA	Off	Def	Total	FG	FGA							
01	Williams, Ronni	f	14-23	0-0	15-17	5	9	14	3	4	3	4	3	4	0	4	31
22	Morang, Sydney	f	1-9	1-8	0-0	1	2	3	3	3	0	1	0	2	2	34	
44	Lorenzen, Haley	f	2-4	0-1	2-2	1	5	6	5	6	2	1	2	2	2	25	
00	Washington, Delicia	g	9-20	0-1	2-4	3	4	7	4	20	1	3	0	0	0	34	
11	Anderson, Dyandria	g	2-10	1-2	4-6	1	2	3	1	9	3	1	1	2	40		
05	Portakal, Elif	g	0-0	0-0	0-0	0	0	0	0	0	0	1	0	0	3		
15	Searcy, Sydney	g	0-1	0-0	0-0	1	1	2	0	0	0	2	0	0	0		
24	Fleming, Tyshara	g	5-8	0-0	2-4	6	6	12	5	12	0	1	2	1	23		
Team						0	3	3									
Totals			33-75	2-12	25-33	18	32	50	21	93	9	14	5	11	200		

1st FG %:	9-21	42.9%	2nd:	8-15	53.3%	3rd:	9-23	39.1%	4th:	7-16	43.8%	Game:	33-75	44.0%	Deadball	
3FG %:	0-3	0.0%	1-4	25.0%	0-2	0.0%	1-3	33.3%	2-12	16.7%		2-12	16.7%		Rebounds	4
FT %:	1-2	50.0%	0-0	0.0%	4-4	100.0%	20-27	74.1%	25-33	75.8%		25-33	75.8%			4

Vanderbilt 73 • 11-11, 1-8

#	Player	Total			3-Ptr			Rebounds			PF	TP	A	TO	Blk	Stl	Min
		FG	FGA	FT	FTA	Off	Def	Total	FG	FGA							
00	Overbeck, Kayla	f	7-14	0-0	0-0	5	8	13	4	14	0	2	1	1	33		
22	Webb, Marqu'es	f	1-1	0-0	2-3	3	6	9	4	4	1	0	0	0	20		
21	Whalen, Erin	g	4-14	4-11	2-2	1	5	6	5	14	1	1	2	30			
23	Spears, Minta	g	0-1	0-1	0-0	0	1	1	0	0	3	0	0	1	21		
35	Clemons-Green, Kalei	g	2-7	1-2	1-2	1	1	2	4	6	6	7	0	0	27		
01	Dahlman, Rebekah	g	5-8	4-6	4-4	1	1	2	3	18	2	5	0	1	19		
03	Bell, Rachel	g	4-12	2-6	4-4	0	2	2	4	14	4	3	0	0	24		
12	Dancy, Myka	g	0-3	0-1	0-0	0	0	0	0	0	0	0	0	0	5		
30	Carter, Lealea	g	0-3	0-0	0-0	1	1	2	0	0	2	0	0	1	9		
33	Reed, Christa	g	1-8	0-2	1-1	0	0	0	1	3	0	2	0	0	11		
41	Seawright, Miaya	g	0-0	0-0	0-0	0	0	0	1	0	0	0	0	0	1		
Team						2	3	5									
Totals			24-71	11-29	14-16	14	28	42	26	73	19	21	2	6	200		

1st FG %:	3-13	23.1%	2nd:	7-17	41.2%	3rd:	5-18	27.8%	4th:	9-23	39.1%	Game:	24-71	33.8%	Deadball	
3FG %:	0-5	0.0%	5-8	62.5%	0-3	0.0%	6-13	46.2%	11-29	37.9%		11-29	37.9%		Rebounds	3
FT %:	2-3	66.7%	1-2	50.0%	5-5	100.0%	6-6	100.0%	14-16	87.5%		14-16	87.5%			3

Officials: Brian Garland, Luis Gonzalez, Eric Baker
Technical fouls: Florida-None, Vanderbilt-TEAM.
Attendance: 4336

Score by periods	1st	2nd	3rd	4th	Total
Florida	19	17	22	35	93
Vanderbilt	8	20	15	30	73

Points	In	Off	2nd	Fast	Bench
UF	46	21	19	14	12
VANDY	24	10	7	3	35

Last FG - UF 4th-00:14, VANDY 4th-00:12.
Largest lead - UF by 23 4th-00:14, VANDY by 1 at 1st-06:31.
UF led for 36:44, VANDY led for 00:23. Game was tied for 02:53.

Game 21: Florida 93, Vanderbilt 73

January 29, 2017 • Memorial Gym • Nashville, Tenn.

Ronni Williams scored a career-high 43 points and led the Gators to a 93-73 win against Vanderbilt at Memorial Gym Sunday afternoon.

Williams' offensive outburst was the third highest individual scoring total in program history, just behind the 45 points from Quietella Bonner on January 22, 1977 and the 44 by Merlakia Jones on January 25, 1995.

Not only did Williams lead Sunday's scoring efforts, she collected a season and game-high 14 rebounds, with five of those coming on the offensive end that helped the Gators corral 18 in the game that helped them to 19 second-chance points.

Frontcourt mate Tyshara Fleming helped inside and posted her second straight double-double with 12 points and 12 rebounds, while freshman Delicia Washington added 20 points with seven rebounds.

On Sunday, Florida used a 13-1 run that ended the first quarter and began the second to take a 21-8 lead.

The SEC's top three-point shooting team then began to find its stroke from long range and the Commodores next five buckets were from beyond the arc, as the hosts chipped away at Florida's advantage and cut it to five with under two minutes left in the first half.

Dyandria Anderson gave the Gators a little breathing room with four seconds remaining the first half when she knocked down their first three of the game and Florida took a 36-28 halftime lead.

Despite two early fouls, Williams still contributed 10 points in the first half, while Fleming also reached double-figures on 5-of-6 shooting from the floor to accompany five rebounds.

Anderson's long-range bucket to end the first half gave the Gators the momentum into the second where they opened on a quick 8-2 run, with Washington and Williams both accounting for four points and Florida's lead was at 14 points, 44-30.

The teams went back and forth a bit before the Gators used a 6-0 spurt and grew their lead to 54-36 with 2:03 remaining in the third quarter. Vanderbilt again chipped away but Williams hit a jumper with six seconds left in the third and the Gators took a 15-point advantage into the fourth quarter.

Florida opened the final frame on a 7-3 march for a 65-46 cushion and the Gators needed it, as Vanderbilt heated up again from beyond the arc, using a pair during a 10-0 run that cut Florida's lead to nine points, 65-56, with 5:16 remaining.

The Gators maintained their composure and withstood the long-range barrage to earn their second SEC road win of the year.

Ronni in Rare Air

- Williams scored a career-high 43 points, the third-most in a game in program history.
- Williams became just the sixth Gator with three or more 30-point games in a career, joining Merlakia Jones (5), DeLisha Milton (4), Tammy Jackson (4), Vanessa Hayden (3) and Brandi McCain (3).
- Williams' 43 points are the most by an SEC player in a game this season.

Numbers of Note

- Sunday's game was Florida's 16 on the road this season
- Vanderbilt's 11 three-pointers were tied for the most by an opponent this season (Auburn, Jan. 1)
- Florida improved to 3-0 this year when wearing orange uniforms. This is the first season the Gators have donned orange since 2007-08.

Quotes from UF Head Coach Amanda Butler - On Ronni Williams:

- "I tell you what - that girl is a warrior. She understands how important she is to her team and she knows that she has to score points for us. More than that, she knows she has to lead and set an example of battling on every single play. I don't think she could have done that any better than she did that tonight. I couldn't be more proud."

Official Basketball Box Score -- Game Totals -- Final Statistics Florida vs Texas A&M 02/02/17 7 p.m. at College Station, Texas (Reed Arena)

Florida 76 • 11-11, 2-7 SEC

#	Player	Total			3-Ptr			Rebounds			PF	TP	A	TO	Blk	Stl	Min
		FG	FGA	FT	FTA	Off	Def	Total	FG	FGA							
00	Washington, Delicia	*	12-20	0-1	1-1	2	3	5	4	25	3	3	0	0	30		
01	Williams, Ronni	*	4-12	0-0	1-4	4	5	9	4	9	4	1	0	1	28		
11	Anderson, Dyandria	*	3-6	1-2	0-0	3	0	3	3	7	8	1	0	0	39		
22	Morang, Sydney	*	4-8	4-8	0-0	0	1	1	2	12	0	0	1	0	24		
44	Lorenzen, Haley	*	5-12	1-3	0-1	1	3	4	2	11	2	1	3	0	34		
05	Portakal, Elif	*	0-0	0-0	0-0	0	0	0	0	0	0	1	0	0	1		
15	Searcy, Sydney	*	0-0	0-0	0-0	0	0	0	0	0	0	1	0	0	3		
23	Copeland, Brooke	*	2-6	2-6	0-0	0	0	0	2	6	1	1	0	0	17		
24	Fleming, Tyshara	*	2-4	0-0	2-2	2	3	5	2	6	0	2	1	4	24		
Team						0	1	1									
Totals			32-68	8-20	4-8	12	16	28	19	76	20	11	5	5	200		

1st FG %:	9-19	47.4%	2nd:	6-17	35.3%	3rd:	6-16	37.5%	4th:	9-16	56.3%	Game:	32-68	47.2%	Deadball	
3FG %:	2-4	50.0%	1-5	20.0%	3-7	42.9%	2-4	50.0%	8-20	40.0%		8-20	40.0%		Rebounds	2
FT %:	2-2	100.0%	0-1	0.0%	3-2	150.0%	1-3	33.3%	4-8	50.0%		4-8	50.0%			2

Texas A&M 84 • 16-6, 6-3 SEC

#	Player	Total			3-Ptr			Rebounds			PF	TP	A	TO	Blk	Stl	Min
		FG	FGA	FT	FTA	Off	Def	Total	FG	FGA							
00	Khaalifa Hillsman	*	8-15	0-0	8-10	9	9	18	3	24	0	2	1	0	38		
03	Taylor Cooper	*	5-11	4-10	2-2	0	3	3	2	16	4	2	0	1	40		
06	Anriel Howard	*	6-12	0-0	1-2	3	7	10	3	13	2	2	0	2	30		
11	Curtce Knox	*	4-8	0-1	2-2	1	2	3	1	10	13	4	1	3	40		
12	Danni Williams	*	3-13	1-5	9-9	2	2	4	0	16	1	1	1	1	40		
15	Jasmine Williams	*	0-0	0-0	0-0	0	0	0	0	0	0	0	0	0	2		
21	Jasmine Lumpkin	*	2-7	0-0	1-7	0	1	1	1	5	0	0	0	0	8		
24	Walnatia Wright	*	0-0	0-0	0-0	0	0	0	0	0	0	0	0	0	2		
Team						3	2	5									
Totals			28-61	5-16	23-27	18	26	44	11	84	20	11	3	7	200		

1st FG %:	7-13	53.8%	2nd:	6-14	42.9%	3rd:	10-19	52.6%	4th:	5-15	33.3%	Game:	28-61	45.9%	Deadball	
3FG %:	2-2	100.0%	1-5	20.0%	2-3	66.7%	2-6	33.3%	5-16	31.3%		5-16	31.3%		Rebounds	3
FT %:	2-2	100.0%	6-7	85.7%	9-9	100.0%	2-2	100.0%	4-8	50.0%		4-8	50.0%			3

Officials: Tina Nappier, Brian Hall, Michael Price
Technical fouls: Florida-None, Texas A&M-None.
Attendance: 3206

Score by periods	1st	2nd	3rd	4th	Total
Florida	22	17	16	21	76
Texas A&M	23	19	24	18	84

Points	In	Off	2nd	Fast	Bench
UF	36	18	15	15	12
TAMU	36	19	15	6	6

Last FG - UF 4th-00:07, TAMU 4th-00:20.
Largest lead - UF by 4 1st-09:00, TAMU by 14 3rd-01:55.
UF led for 07:20, TAMU led for 31:26. Game was tied for 03:12.

Game 22: Texas A&M 84, Florida 76

February 2, 2017 • Reed Arena • College Station, Texas

Freshman Delicia Washington scored a game-high 25 points to lead the Gators, who dropped an 84-76 decision to Texas A&M at Reed Arena Thursday evening.

Rebounding and an Aggie scoring run late in the third quarter were the keys to the game, as Florida dropped

2016-17 Florida Final Box Scores & Game Recaps

Official Basketball Box Score -- Game Totals -- Final Statistics Ole Miss vs Florida 02/06/17 7 pm ET at Gainesville, FL * Exactech Arena

Ole Miss 84 • 15-8, 4-6 SEC

#	Player	Total			3-Ptr			Rebounds			PF	TP	A	TO	Blk	Stl	Min
		FG	FGA	FT	FTA	Off	Def	Tot	Off	Def							
10	Muhate, Cecilia	f	2-4	0-0	2-2	2	4	6	5	6	0	0	1	0	0	24	
42	Gibson, Shelby	f	4-7	1-1	7-8	4	2	6	3	16	0	0	2	0	0	36	
05	Sisk, Erika	g	4-6	1-2	0-0	1	1	2	2	9	1	2	0	2	0	16	
20	Muhammad, Madinah	g	7-16	4-7	4-5	1	4	5	2	22	1	6	0	1	0	39	
23	Sessom, Shandricka	g	6-17	4-8	2-2	2	5	7	3	18	5	3	0	0	0	35	
11	Joseph, Shequela	g	0-3	0-2	0-0	0	5	5	2	0	1	0	0	0	0	19	
24	Hart, Bretta	g	0-1	0-0	0-0	0	0	0	1	0	0	0	0	0	1		
25	Alston, Alissa	g	3-3	0-0	7-8	2	1	3	3	13	6	0	0	2	0	30	
Team						1	0	1									
Totals			26-57	10-20	22-25	13	22	35	21	84	14	11	3	5	200		
1st FG %:		7-17	41.2%	2nd: 6-17	35.3%	3rd: 5-14	35.7%	4th: 8-9	88.9%	Game: 26-57	45.6%	Deadball					
3FG %:		2-5	40.0%	4-8	50.0%	3-6	50.0%	1-1	100.0%	10-20	50.0%	Rebounds					
FT %:		3-4	75.0%	7-8	87.5%	5-6	83.3%	7-7	100.0%	22-25	88.0%	2					

Florida 75 • 11-12, 2-8 SEC

#	Player	Total			3-Ptr			Rebounds			PF	TP	A	TO	Blk	Stl	Min
		FG	FGA	FT	FTA	Off	Def	Tot	Off	Def							
01	Williams,Ronni	f	8-16	0-0	5-6	2	1	3	3	21	0	2	0	2	0	33	
44	Lorenzen,Haley	f	6-10	0-0	2-3	2	3	5	4	14	2	1	2	0	0	31	
00	Washington,Delicia	g	4-16	0-1	6-6	4	2	6	3	14	4	2	0	2	0	30	
11	Anderson,Dyandria	g	4-10	0-2	5-6	1	4	5	2	13	4	4	0	1	0	39	
22	Morang,Sydney	g	3-7	2-5	0-0	4	0	4	1	8	1	0	1	1	0	25	
05	Portakal,Elif	g	0-0	0-0	0-0	0	0	0	0	0	0	1	0	0	0	2	
15	Searcy,Sydney	g	0-0	0-0	0-0	0	1	1	2	0	0	1	0	0	0	2	
23	Copeland,Brooke	g	1-3	1-3	0-0	0	1	1	3	3	0	1	0	0	0	14	
24	Fleming,Tyshara	g	1-3	0-0	0-0	2	5	7	3	2	1	0	0	1	0	24	
Team						4	1	5									
Totals			27-65	3-11	18-21	19	18	37	21	75	12	12	3	7	200		
1st FG %:		8-22	36.4%	2nd: 7-15	46.7%	3rd: 6-13	46.2%	4th: 6-15	40.0%	Game: 27-65	41.5%	Deadball					
3FG %:		2-4	50.0%	1-2	50.0%	0-1	0.0%	0-4	0.0%	10-20	50.0%	Rebounds					
FT %:		2-2	100.0%	4-4	100.0%	7-9	77.8%	5-6	83.3%	18-21	85.7%	0,1					

Officials: Bob Trammell, Felicia Grinter, Bruce Morris
Technical fouls: Ole Miss-None. Florida-None.
Attendance: 1219
UM# 10 C.Muhate fouls out at 0:53.8(4)

Score by periods	1st	2nd	3rd	4th	Total
Ole Miss	19	23	18	24	84
Florida	20	19	19	17	75

Points	In	Off	2nd	Fast	Bench
OM	26	8	16	8	13
UF	34	9	12	4	5

Last FG - OM 4th-00:37, UF 4th-00:16.
Largest lead - OM by 10 2nd-04:30, UF by 3 2nd-09:44.
OM led for 34:10. UF led for 02:41. Game was tied for 03:09.

Game 23: Ole Miss 84, Florida 75

February 6, 2017 * Exactech Arena at the Stephen C. O'Connell Center * Gainesville, Fla. Five of Florida's last six games have been decided by single digits including Monday evening's game against Ole Miss played at Exactech Arena at the Stephen C. O'Connell Center, where the Gators found themselves on the short end of a 84-75 decision.

Ronni Williams continued her sensational senior season, leading Florida with 21 points – her 11th game this year with 20 or more points in a game, but it wasn't enough for the Gators, who have dropped four of their five Southeastern Conference home games by nine points or less.

Ole Miss used a 12-0 run early in the second quarter to flip a 22-19 Gator lead into 31-22 Rebel advantage. UM sank three triples during the spree, while Florida turned the ball over twice. Haley Lorenzen dished a great ball to Tyshara Fleming under the basket and she finished to halt UF's scoring drought.

With UM holding a 36-26 lead, Florida countered with a 6-0 spurt over a 62-second span behind a pair of free throws from Dyandria Anderson and baskets from Delicia Washington and Williams, as Florida closed the gap.

The Rebels continued to match every Gator score until freshman Sydney Morang knocked down a three and Lorenzen followed with a jumper with 16 seconds left in the second quarter and Florida headed into the locker room down three, 42-39.

The teams continued to trade buckets for the majority of the third quarter and the Gators even tied the game twice and took a 58-57 lead with 48 seconds remaining on a pair of Lorenzen free throws. Just 16 seconds later, Erika Sisk drilled one of Ole Miss' 10 three-pointers during the game and the Rebels jumped back into the lead, holding a 60-58 edge entering the final quarter.

Washington scored first to begin the fourth quarter and tied the game.

Ole Miss, however, used a 13-4 run over the next 4:55 and held a 73-64 advantage with 3:52 remaining.

Florida still battled and after consecutive buckets from Williams was within five points, 75-70, with 2:06 on the clock.

The Gator had struggled defensively all evening but needed to come up big on the ensuing Ole Miss possession and initially it appeared as though it had. Florida forced Madinah Muhammad into a tough attempt as the shot clock was at the end and the game clock at 70 seconds. The ball bounced out and Muhammad collected her own miss and put it back up for a layup that gave the Rebels a 77-70 lead.

Florida cut its deficit to six a few times in the final minute, but Ole Miss came right back and answered every Gator score with one of its own to close out the game.

News and Numbers of Note

- Ole Miss connected on 10-20 three-pointers; fifth time this year UF has allowed double-digit threes
- Monday was the first and only regular-season game scheduled between Florida and Ole Miss.
- Both of the Gator's SEC wins this year have come on the road.
- Five of Florida's last six games have been decided by single digits.
- Florida is 2-7 in games decided by 10 points or less this season, including 1-5 in SEC games.

Florida vs. Ole Miss: The UPDATED Series

32 Florida's last home win against the Rebels was on Feb. 5, 2012.

Postgame with UF Head Coach Amanda Butler - Quick thoughts on the game:

"Very poor defense on our end tonight, which is very disappointing. We did not defend dribble penetration again. They did a great job of finding the open player; and we overreacted to that - didn't play with a great deal of discipline. We put ourselves in a foul bind once again, and overall just a really disappointing way to lose a ball game."

Official Basketball Box Score -- Game Totals -- Final Statistics Arkansas vs Florida 02/09/17 7 pm ET at Gainesville, FL * Exactech Arena

Arkansas 53 • 13-11, 2-9 SEC

#	Player	Total			3-Ptr			Rebounds			PF	TP	A	TO	Blk	Stl	Min
		FG	FGA	FT	FTA	Off	Def	Tot	Off	Def							
00	JACKSON, Jessica	f	6-16	2-6	3-4	5	2	7	2	17	1	2	0	2	0	35	
22	ZIMMERMAN, Bailey	f	0-1	0-1	0-0	0	1	1	2	0	0	1	0	0	0	10	
10	WILLIAMS, Kiara	c	1-2	0-0	0-0	1	0	1	3	2	0	0	0	2	0	14	
03	MONK, Malica	g	4-8	0-0	0-0	1	1	2	3	8	2	4	0	6	0	31	
14	MASON, Jaielyn	g	6-10	1-4	0-0	1	2	3	2	13	2	3	0	4	0	27	
02	WILSON, Aaliyah	g	0-6	0-1	0-0	1	1	2	3	0	2	1	1	2	0	10	
04	WENSON, Keiryln	g	1-5	1-3	0-0	0	2	2	2	3	0	1	1	0	0	32	
21	COSPER, Devin	g	4-9	0-4	2-2	0	1	1	1	10	1	3	0	0	0	22	
35	COOLEY, Alecia	g	0-3	0-0	0-0	1	6	7	0	0	0	0	0	0	0	19	
Team						2	3	5									
Totals			22-60	4-19	5-6	12	19	31	18	53	8	17	2	16	200		
1st FG %:		2-15	13.3%	2nd: 7-16	43.8%	3rd: 7-16	43.8%	4th: 6-13	46.2%	Game: 22-60	36.7%	Deadball					
3FG %:		0-5	0.0%	0-4	0.0%	3-7	42.9%	1-3	33.3%	4-19	21.1%	Rebounds					
FT %:		1-2	50.0%	2-2	100.0%	0-0	0.0%	2-2	100.0%	5-6	83.3%	1,1					

Florida 57 • 12-12, 3-8 SEC

#	Player	Total			3-Ptr			Rebounds			PF	TP	A	TO	Blk	Stl	Min
		FG	FGA	FT	FTA	Off	Def	Tot	Off	Def							
01	Williams,Ronni	f	5-16	0-0	5-5	4	8	12	3	15	0	4	0	1	0	36	
44	Lorenzen,Haley	f	6-13	0-1	2-4	4	1	5	2	14	2	2	0	2	0	32	
00	Washington,Delicia	g	2-6	0-1	2-2	1	4	5	2	6	1	7	0	0	0	21	
11	Anderson,Dyandria	g	1-6	1-2	3-4	1	6	7	4	6	7	5	0	4	0	39	
22	Morang,Sydney	g	4-8	4-8	0-0	1	1	2	0	12	2	0	0	0	0	33	
05	Portakal,Elif	g	0-0	0-0	0-0	0	1	1	0	0	0	3	0	0	0	2	
15	Searcy,Sydney	g	0-0	0-0	0-0	0	1	1	0	0	0	0	0	1	0	1	
23	Copeland,Brooke	g	1-4	0-3	0-0	0	1	1	2	2	2	3	0	0	0	22	
24	Fleming,Tyshara	g	1-3	0-0	0-0	4	1	5	0	2	0	0	1	2	0	14	
Team						2	1	3									
Totals			20-56	5-15	12-15	17	25	42	13	57	14	25	2	9	200		
1st FG %:		6-15	40.0%	2nd: 3-15	20.0%	3rd: 4-9	44.4%	4th: 7-17	41.2%	Game: 20-56	35.7%	Deadball					
3FG %:		2-6	33.3%	1-4	25.0%	1-2	50.0%	1-3	33.3%	5-15	33.3%	Rebounds					
FT %:		2-2	100.0%	0-0	0.0%	7-9	77.8%	3-4	75.0%	12-15	80.0%	2,1					

Officials: Lisa Mattingly, Bryan Enterline, Eric J Brewton
Technical fouls: Arkansas-None. Florida-None.
Attendance: 1441

Score by periods	1st	2nd	3rd	4th	Total
Arkansas	5	16	17	15	53
Florida	16	7	16	18	57

Last FG - AR 4th-00:34, UF 4th-00:44.
Largest lead - AR by 6 3rd-03:17, UF by 13 2nd-09:46.
AR led for 07:05. UF led for 29:21. Game was tied for 03:34.

Game 24: Florida 57, Arkansas 53

February 9, 2017 * Exactech Arena at the Stephen C. O'Connell Center * Gainesville, Fla. Six of Florida's last seven games have been decided by single digits and tonight's finally ended in favor of the Gators, who topped Arkansas, 57-53, and capped its mini two-game home stand at Exactech Arena at the Stephen C. O'Connell Center Thursday evening.

Senior Ronni Williams scored 13 of her team-high 15 points in the second half to go along with 12 rebounds for the 20th double-double of her career. Junior Haley Lorenzen added 14 points, while freshman Sydney Morang tied her career-best of 12 points, all coming from beyond the arc.

Arkansas used a 12-0 run over a 2:09 span early in the third quarter that flipped a 30-23 Gator lead into a 35-30 Razorback advantage. Florida committed four turnovers during that span and couldn't even attempt a shot, as Arkansas assumed its largest lead of the game to that point and forced a Gator timeout with 5:35 remaining in the quarter.

Florida regrouped and ended the third on a 9-3 run – that included the final seven points with Dyandria Anderson drilling a three-pointer – and held a 39-38 lead entering the final frame.

The Razorbacks scored the first four points of the fourth quarter before Morang hit a three that tied the score at 42 and sparked a 9-0 Gator run with Williams netting four points and Lorenzen two.

The teams traded buckets for the next minute-plus before both teams went cold from the floor, the scoring drought lasting two minutes and 34 seconds. Arkansas broke free first and cut Florida's deficit to two points, 50-48, with 1:47 remaining.

Lorenzen followed with a jumper from the corner, but Jessica Jackson, who finished with a game-high 17 points, came back and scored 15 seconds later, as the it remaining a two-point game with 61 seconds to go.

Both teams had fouls to give before the bonus and that took time off the clock. Williams broke the trend and scored a fall-away for a 5

2016-17 Florida Final Box Scores & Game Recaps

Official Basketball Box Score -- Game Totals -- Final Statistics

Florida vs Alabama
02/12/17 1 p.m. at Tuscaloosa, Ala. (Coleman Coliseum)

Florida 66 • 13-12, 4-8 SEC

#	Player	Total			3-Ptr			Rebounds			PF	TP	A	TO	Blk	Stl	Min
		FG-FGA	FG-FGA	FT-FTA	FG-FGA	FG-FGA	FT-FTA	Off	Def	Tot							
00	Washington, Delicia	* 5-15	2-2	0-2	5	6	11	3	12	0	3	0	1	24			
01	Williams, Ronni	* 8-15	0-0	3-6	4	7	11	3	19	2	6	2	0	37			
11	Anderson, Dyandria	* 2-8	1-4	4-6	0	5	5	3	9	7	6	0	3	37			
22	Morang, Sydney	* 2-7	2-7	0-0	1	3	4	2	6	1	1	0	2	37			
44	Lorenzen, Haley	* 8-12	1-1	1-2	3	4	7	3	18	1	1	3	1	38			
05	Portakal, Elif	0-0	0-0	0-0	0	0	0	0	0	0	0	0	0	1			
15	Searcy, Sydney	0-0	0-0	0-0	0	0	0	1	0	0	0	0	0	1			
23	Copeland, Brooke	0-4	0-4	2-2	0	2	2	0	2	1	1	0	0	17			
24	Fleming, Tyshara	0-1	0-0	0-0	1	2	3	3	0	0	2	0	1	8			
	Team				2	5	7										
	Totals	25-62	6-18	10-18	16	34	50	18	66	12	21	5	8	200			

1st FG %:	6-18	33.3%	2nd:	6-17	35.3%	3rd:	10-17	58.8%	4th:	3-10	30.0%	Game:	25-62	40.3%	Deadball	
3FG %:	0-5	0.0%		2-4	50.0%		4-7	57.1%		0-2	0.0%		6-18	33.3%	Rebounds	
FT %:	0-0	0.0%		0-2	0.0%		2-2	100.0%		8-14	57.1%		10-18	55.6%	Rebounds	6

Alabama 56 • 15-10, 3-9 SEC

#	Player	Total			3-Ptr			Rebounds			PF	TP	A	TO	Blk	Stl	Min
		FG-FGA	FG-FGA	FT-FTA	FG-FGA	FG-FGA	FT-FTA	Off	Def	Tot							
00	Lewis, Jordan	* 3-14	2-7	3-4	0	4	4	3	11	1	5	0	0	38			
11	Cook, Hannah	* 2-13	1-9	1-1	1	3	4	3	6	4	2	0	0	37			
20	Williams, Ashley	* 0-4	0-0	0-0	1	6	7	2	0	1	4	0	0	28			
23	Wade, Shaquera	* 2-4	0-1	2-2	0	4	4	3	6	1	2	0	1	27			
25	Knight, Ashley	* 1-3	0-0	0-0	1	1	2	3	2	0	1	2	0	18			
01	Bolton, Quanetria	5-8	0-1	4-4	2	3	5	3	14	0	0	2	0	20			
05	da Silva, Alana	0-1	0-0	0-0	0	0	0	0	0	0	0	0	0	2			
13	Knight, Coco	3-9	0-0	0-0	1	0	1	0	6	1	2	0	1	12			
15	Knight, Meoshonti	4-5	1-1	2-2	0	1	1	0	11	2	1	1	4	18			
	Team				1	1	2										
	Totals	20-61	4-19	12-13	7	23	30	17	56	10	17	5	6	200			

1st FG %:	3-15	20.0%	2nd:	7-16	43.8%	3rd:	4-15	26.7%	4th:	6-15	40.0%	Game:	20-61	32.8%	Deadball	
3FG %:	1-5	20.0%		2-7	28.6%		0-3	0.0%		1-4	25.0%		4-19	21.1%	Rebounds	
FT %:	5-5	100.0%		3-4	75.0%		4-4	100.0%		0-0	0.0%		12-13	92.3%	Rebounds	1

Officials: Jesse Dickerson, Scott Yarbrough, Mark Zentz
Technical fouls: Florida-Fleming, Tyshara, Alabama-Williams, Ashley.
Attendance: 1721

Score by periods	1st	2nd	3rd	4th	Total	Points	Paint	T/O	Chance	Break	Bench
Florida	12	14	26	14	66	30	16	20	0	2	2
Alabama	12	19	12	13	56	28	20	6	16	31	

Last FG - UF 4th-04:02, UA 4th-01:21.
Largest lead - UF by 13 3rd-04:33, UA by 8 2nd-05:01.
UF led for 18:44, UA led for 19:04. Game was tied for 02:12.

Game 25: Florida 66, Alabama 56

February 12, 2017 * Coleman Coliseum * Tuscaloosa, Ala.

A game of runs ended in Florida's favor as three Gators scored in double figures and the Gators topped the Tide 66-56 in Coleman Coliseum.

Florida dominated the rebounding battle outrebounding Alabama, 50-30, thanks to double-digit efforts from **Ronni Williams** and **Delicia Washington**.

Washington recorded her first career double-double with 12 points and 11 rebounds while Williams picks her up second consecutive double-double and her eight of the season with her 19 points and 11 rebounds. Junior **Haley Lorenzen** added 18 points to the mix and helped to control the boards with her seven rebounds.

The story of the game was a series of runs, as each of the first 35 points came during sprees by both teams with Alabama coming out on top 21-14, with 6:01 remaining in the first half and it was a lead the Tide maintained throughout the half, taking a 31-26 advantage into the locker room.

Florida came out of the locker room to start the second half on an 18-0 run over a 5:51 span, dominating the boards at both ends. Alabama quickly responded with another run of its own finally ending its second-half drought with a pair of free throws with 4:09 remaining that sparked a 10-0 march and closed within three points, 44-41 with 2:55 left in the third.

Washington then scored all of UF's points during ensuing 8-2 march and the Gator lead was back to nine, 52-43, with 22 seconds left Florida held that score through the end of the quarter.

Alabama opened the fourth with a 7-1 run and whittled Florida's lead to three, 53-50, with 7:22 on the clock, but Lorenzen and **Dyandria Anderson** hit back to back free throws that ignited a 8-0 run and the Gator's regained an 11-point advantage, 61-50, with 4:02 remaining.

For virtually the first time in the game, the teams exchanged points instead of runs and Florida captured its third SEC road win of the year.

Numbers of Note

- Florida enjoyed a 50-30 rebounding advantage
- Dyandria Anderson dished a game-high seven assists
- Florida missed its first seven three-point attempts of the game before connecting on three straight

Numbers of Note - at a Glance

- Sunday's game was the 57th meeting between Florida and Alabama. It is the third-most tenured series in Gator history.
- Sunday's game was Florida's third SEC contest in seven days, having played Monday and Thursday.
- Seven of UF's last eight games have been decided by 10 points or less
- Florida is 4-7 in games decided by 10 points or less this season, including 3-5 in SEC games.
- The Gators have just four games remaining before the SEC Tournament.

Quick Quotes from UF Head Coach Amanda Butler

Opening Statement:

"I thought we had a tremendous rebounding effort. There were a lot of things that were not easy for us tonight - the free throw line wasn't easy for us, the three-point line wasn't easy for us. We were fouling them too much in the first half and giving up too many points, but our kids did a great job of really adjusting. The way they were playing defense in the second half was great, we didn't foul as much and did a better job containing penetration, and we took a little better care of the basketball. But ultimately, rebounding was the separating factor today and that was a great team effort. Delicia (Washington) with 11, Ronni (Williams) with 11, and Haley (Lorenzen) with a hard 7. It seems like every one of Haley's was a back breaker for them and an extra effort for her, so I couldn't be more proud of this effort."

Official Basketball Box Score -- Game Totals -- Final Statistics

Mizzou vs Florida
02/16/17 7 pm ET at Gainesville, FL * Exactech Arena

Mizzou 74 • 18-9, 8-5 SEC

#	Player	Total			3-Ptr			Rebounds			PF	TP	A	TO	Blk	Stl	Min
		FG-FGA	FG-FGA	FT-FTA	FG-FGA	FG-FGA	FT-FTA	Off	Def	Tot							
04	PORTER, Cierra	r 3-5	0-0	4-4	1	1	2	4	10	1	2	0	1	22			
01	DOTY, Lianna	g 2-5	2-5	2-2	1	3	4	2	8	4	0	0	0	36			
03	CUNNINGHAM, Sophie	g 8-18	4-7	8-9	2	4	6	3	28	2	4	1	1	39			
11	CUNNINGHAM, Lindsey	g 2-6	2-5	4-4	1	3	4	2	10	1	1	1	0	39			
24	MICHAELIS, Sierra	g 5-12	4-9	1-1	0	4	4	2	15	4	0	0	1	38			
10	CHAVIS, Jordan	g 0-0	0-0	0-0	0	0	0	0	0	0	0	0	0	2			
13	SCHUCHTS, Hannah	0-1	0-0	0-0	0	0	0	2	0	0	0	0	0	4			
20	MCDOWELL, Kayla	0-0	0-0	0-0	0	1	1	0	0	1	0	0	0	3			
23	SMITH, Amber	1-4	1-2	0-0	2	2	4	2	3	0	0	1	0	17			
	Team				2	2	4	2	3	0	0	1	0				
	Totals	21-51	13-28	19-20	9	20	29	17	74	13	10	3	3	200			

1st FG %:	3-14	21.4%	2nd:	8-12	66.7%	3rd:	5-13	38.5%	4th:	5-12	41.7%	Game:	21-51	41.2%	Deadball	
3FG %:	1-8	12.5%		5-8	62.5%		3-5	60.0%		4-7	57.1%		13-28	46.4%	Rebounds	
FT %:	4-4	100.0%		3-3	100.0%		5-5	100.0%		7-8	87.5%		19-20	95.0%	Rebounds	1,1

Florida 67 • 13-13, 4-9 SEC

#	Player	Total			3-Ptr			Rebounds			PF	TP	A	TO	Blk	Stl	Min
		FG-FGA	FG-FGA	FT-FTA	FG-FGA	FG-FGA	FT-FTA	Off	Def	Tot							
01	Williams, Ronni	r 6-12	0-0	5-9	1	6	7	4	17	1	5	0	1	30			
44	Lorenzen, Haley	r 8-13	0-1	0-0	2	2	4	2	16	1	1	0	0	31			
00	Washington, Delicia	g 7-19	2-3	0-0	2	1	3	4	16	1	0	0	0	35			
11	Anderson, Dyandria	g 2-7	0-2	0-0	3	8	11	2	4	11	3	0	1	40			
22	Morang, Sydney	g 0-3	0-3	0-0	0	0	0	0	4	0	0	0	0	21			
15	Searcy, Sydney	0-0	0-0	0-0	0	0	0	0	0	0	0	0	0	0+			
23	Copeland, Brooke	3-6	3-5	1-2	2	2	4	3	10	0	1	0	0	28			
24	Fleming, Tyshara	2-2	0-0	0-0	3	2	5	1	4	0	0	0	0	15			
	Team				3	0	3										
	Totals	28-62	5-14	6-11	16	21	37	20	67	14	11	0	2	200			

1st FG %:	7-16	43.8%	2nd:	5-15	33.3%	3rd:	12-16	75.0%	4th:	4-15	26.7%	Game:	28-62	45.2%	Deadball	
3FG %:	1-3	33.3%		1-3	33.3%		1-2	50.0%		2-6	33.3%		5-14	35.7%	Rebounds	
FT %:	0-1	0.0%		0-0	0.0%		4-7	57.1%		2-3	66.7%		6-11	54.5%	Rebounds	2

Officials: Laura C Morris, Roy Gulbeyan, Frank Steratore
Technical fouls: Mizzou-None. Florida-None.
Attendance: 1571

Score by periods	1st	2nd	3rd	4th	Total	Points	Paint	T/O	Chance	Break	Bench
Mizzou	11	24	18	21	74	34	14	11	10	3	3
Florida	15	11	29	12	67	34	10	10	0	14	

Last FG - MU-W 4th-02:39, UF 4th-00:05.
Largest lead - MU-W by 10 3rd-08:35, UF by 6 1st-02:34.
MU-W led for 14:19, UF led for 22:26. Game was tied for 03:14.

2016-17 Florida Final Box Scores & Game Recaps

Official Basketball Box Score -- Game Totals -- Final Statistics

Florida vs Kentucky 02/19/17 1:02 pm at Memorial Coliseum - Lexington, KY

Florida 48 • 13-14, 4-10

#	Player	Total			3-Ptr			Rebounds			PF	TP	A	TO	Bk	Stl	Min
		FG	FGA	FT	FTA	Off	Def	Tot									
01	Williams,Ronni	f	5-13	0-0	2-3	2	4	6	1	12	2	8	0	0	0	35	
22	Morang,Sydney	f	4-8	2-5	0-0	1	2	3	1	10	0	0	0	0	0	34	
24	Fleming,Tyshara	c	5-9	0-0	0-0	5	3	8	5	10	1	1	0	2	22		
00	Washington,Delicia	g	6-12	0-2	2-4	1	2	3	2	14	3	4	0	1	30		
11	Anderson,Dyandria	g	1-2	0-0	0-0	0	2	2	0	2	3	6	0	0	38		
05	Portakal,Elif	g	0-0	0-0	0-0	0	0	0	0	0	0	0	0	0	1		
15	Searcy,Sydney	g	0-0	0-0	0-0	1	0	1	1	0	1	0	0	0	6		
23	Copeland,Brooke	g	0-3	0-3	0-0	1	3	4	2	0	1	3	1	1	34		
Team						0	1	1			1						
Totals			21-47	2-10	4-7	11	17	28	12	48	11	23	1	4	200		

1st FG %:	6-13	46.2%	2nd:	7-12	58.3%	3rd:	4-9	44.4%	4th:	4-13	30.8%	Game:	21-47	44.7%	Deadball	
3FG %:	0-1	0.0%	1-4	25.0%	0-2	0.0%	1-3	33.3%	2-10	20.0%	Rebounds					
FT %:	0-0	0.0%	0-0	0.0%	2-3	66.7%	2-4	50.0%	4-7	57.1%	1					

Kentucky 67 • 19-8, 10-4

#	Player	Total			3-Ptr			Rebounds			PF	TP	A	TO	Bk	Stl	Min
		FG	FGA	FT	FTA	Off	Def	Tot									
13	Akhatov, Evelyn	f	8-10	0-0	3-5	4	5	9	3	19	2	4	0	3	34		
45	Rice, Alyssa	c	0-1	0-0	2-2	2	4	6	2	2	0	1	2	0	18		
04	Morris, Maci	g	7-14	1-5	0-0	0	3	3	2	15	1	5	1	1	35		
24	Murray, Taylor	g	2-7	0-0	0-0	2	1	3	1	4	11	1	0	4	34		
25	Epps, Makayla	g	6-15	2-6	0-0	2	1	3	0	14	3	1	0	1	35		
00	Halsel, LaShae	g	0-0	0-0	0-0	0	0	0	0	0	0	0	0	0	1		
15	Hardin, Jessica	g	1-1	1-1	0-0	0	0	0	0	3	0	0	0	0	3		
20	Poffenberger, Paige	g	0-0	0-0	2-2	0	0	0	0	2	0	0	0	0	1		
22	Cann, Makenzie	g	1-6	1-6	0-0	0	1	1	1	3	1	1	0	0	27		
32	Roper, Jaida	g	1-2	1-1	2-2	0	0	0	3	5	0	1	0	0	12		
Team						3	2	5			1						
Totals			26-56	6-19	9-11	13	17	30	12	67	18	15	3	9	200		

1st FG %:	9-18	50.0%	2nd:	4-11	36.4%	3rd:	7-15	46.7%	4th:	6-12	50.0%	Game:	26-56	46.4%	Deadball	
3FG %:	2-5	40.0%	1-6	16.7%	1-3	33.3%	2-5	40.0%	6-19	31.6%	Rebounds					
FT %:	0-0	0.0%	0-0	0.0%	4-4	100.0%	3-4	75.0%	9-11	81.8%	2					

Officials: Bob Trammell, Brian Garland, Eric Koch
Technical fouls: Florida-None. Kentucky-None.
Attendance: 6604

Score by periods	1st	2nd	3rd	4th	Total
Florida	12	15	10	11	48
Kentucky	20	11	19	17	67

	In	Off	2nd	Fast	Bench
Points	32	10	5	0	0
Paint	32	24	25	10	13
UF					
UK					

Last FG - UF 4th-00:49, UK 4th-01:55.
Largest lead - UF None, UK by 2 4th-01:55.
UF led for 00:00, UK led for 38:15. Game was tied for 02:13.

Game 27: Kentucky 67, Florida 48 February 19, 2017 * Memorial Coliseum * Lexington, Ky.

Four Gators netted a double-figure scoring effort paced by freshman Delicia Washington's 14 points but it wasn't enough as Florida dropped a 67-48 decision to Kentucky at Memorial Coliseum on Sunday afternoon in front of crowd of 6,604.

Kentucky used a handful of mini runs and Florida was able to counter most of them and get back within two points. The Gators has just finished whittling a 10-point deficit down to two, 31-29, early in the second half.

That's when the Wildcats used a 15-4 run and took a 47-33 lead with 2:10 remaining in the third.

The teams traded buckets for the next several minutes into the fourth quarter and Florida wouldn't counter, as the Wildcats led by as many as 22 in the final frame in route to their fourth straight win.

In what has usually been a back and forth affair between the two teams, there were only two tied scores in Sunday's game and Florida never managed to take a lead. The previous six meetings between Florida and Kentucky featured a combined 48 lead changes and 35 tied scores.

Double-Digit Gators

- Delicia Washington: 14 points; 16th double-figure scoring game
- Ronni Williams: 12 points; 23rd double-figure scoring game this year and 73rd of career
- Sydney Morang: 10 points; third double-figure scoring game -- all have come in SEC games
- Senior Tyshara Fleming: 10 points, team-high eight rebounds; 10th double-figure scoring game this year, 14th of career

Top Scoring Wildcat

- Evelyn Akhatov led three Wildcats in double-figure scoring with 19 points and a game-high nine rebounds.

Numbers of Note

- Ronni Williams, who has 1,398 career points, moved into a tie for 14th place on UF's all-time scoring chart with Rhvonja Smith (1987-91)
- Dyandria Anderson topped the career 400-point mark
- Kentucky scored 24 points off of 23 Gator turnovers
- Kentucky held the 30-28 rebounding advantage, with the Wildcats converting 13 offensive rebounds into 25 points, while Florida managed just five points off of 11 offensive boards.
- This was Florida's 19th road game of the season.

UF Head Coach Amanda Butler Postgame:

"It was a really tough game. I felt like it was ugly in a lot of ways. We obviously needed to play better than we did. We turned the ball over too much and I think that led to some easy scores for them. We didn't play with as much half-court composure on offense than them, but you have to give Kentucky credit for getting those steals and causing those turnovers and converting those points. I thought those 3s that they hit were really timely. It really brought energy for them and we have to play with a lot more fight with the situation that that we're in right now. We can't have patches of fight. That has kind of been our trademark. We need to go 40 minutes of all-out effort and we're learning how to do that. Our younger players are learning how to do that, play with adversity."

On the difference in the third quarter...

"We turned the ball over a little too much. I don't have a great answer, a creative answer or coaching answer. We turned the ball over too much. We forced a lot of things. We had a lot of unforced turnovers as well because we were trying so hard to get paint touches and those high percentage shots that we like to take and too many possessions where we flat threw it out of bounds."

On Kentucky outscoring them 25-5 down the stretch being part of that fight she wants...

"It's one of those areas where we don't look for excuses or anything. One of those areas where we really miss Haley Lorenzen. We're one of the best offensive rebounding teams in the league but one of our best offensive rebounders wasn't available tonight and our guards needed to pick up the slack more and that didn't happen. That, again, is where we are inexperienced and that we have to learn. Nobody is going to feel sorry for you when you have a player out or unexpected injuries. You have got to try to fill that hole with extra effort, extra fight and two or three percent of extra energy, whatever you need to do to contribute and we didn't do that. We left some of those holes open."

Official Basketball Box Score -- Game Totals -- Final Statistics

Florida vs Tennessee 02/23/17 7:02 p.m. at Knoxville, Tenn. (Thompson-Boling Arena)

Florida 70 • 13-15, 4-11 SEC

#	Player	Total			3-Ptr			Rebounds			PF	TP	A	TO	Bk	Stl	Min
		FG	FGA	FT	FTA	Off	Def	Tot									
01	Williams,Ronni	f	10-19	0-0	2-4	3	6	9	5	22	3	3	0	2	28		
24	Fleming,Tyshara	c	3-5	0-0	0-0	3	6	9	4	6	1	0	2	1	28		
00	Washington,Delicia	g	6-20	1-4	2-2	0	6	6	2	15	4	2	0	0	34		
11	Anderson,Dyandria	g	3-7	1-2	0-0	2	4	6	4	7	5	5	1	2	40		
22	Morang,Sydney	g	0-1	0-1	0-0	0	1	1	3	0	0	1	0	1	10		
15	Searcy,Sydney	g	0-0	0-0	0-0	0	0	0	0	0	0	0	0	0	0+		
23	Copeland,Brooke	g	3-5	3-5	0-0	0	2	2	2	9	2	0	0	1	34		
44	Lorenzen,Haley	g	5-15	1-1	0-0	2	3	5	2	11	0	3	0	0	26		
Team						1	1	2			1						
Totals			30-72	6-13	4-6	11	29	40	22	70	15	14	3	7	200		

1st FG %:	11-21	52.4%	2nd:	4-16	25.0%	3rd:	8-16	50.0%	4th:	7-19	36.8%	Game:	30-72	41.7%	Deadball	
3FG %:	0-1	0.0%	0-1	0.0%	2-2	100.0%	2-2	100.0%	6-13	46.2%	Rebounds					
FT %:	0-0	0.0%	0-0	0.0%	4-6	66.7%	0-0	0.0%	4-6	66.7%	2					

Tennessee 74 • 18-10, 9-6 SEC

#	Player	Total			3-Ptr			Rebounds			PF	TP	A	TO	Bk	Stl	Min
		FG	FGA	FT	FTA	Off	Def	Tot									
04	Nunn, Schaquilla	f	2-3	0-0	3-6	1	6	7	0	7	0	4	1	0	16		
31	Nared, Jaime	f	2-10	1-3	6-8	1	5	6	3	11	2	1	0	4	31		
21	Russell, Mercedes	c	7-13	0-0	3-5	5	5	10	3	17	2	1	1	1	36		
0	Reynolds, Jordan	g	3-11	0-1	1-2	2	1	3	0	7	3	1	0	1	33		
2	Middleton, Alexa	g	6-12	3-5	0-0	0	3	3	0	15	2	1	1	0	40		
10	Jackson, Meme	g	1-3	0-1	0-0	0	0	0	0	2	0	0	0	0	5		
11	DeShields, Diamond	g	4-12	0-2	7-7	2	8	10	2	15	9	4	1	1	35		
13	Dunbar, Kortney	g	0-0	0-0	0-0	0	2	2	0	0	0	0	0	0	4		
Team						1	1	2			1						
Totals			25-64	4-12	20-28	12	31	43	8	74	18	12	3	7	200		

1st FG %:	4-15	26.7%	2nd:	9-16	56.3%	3rd:	9-19	47.4%	4th:	3-14	21.4%	Game:	25-64	39.1%	Deadball	
3FG %:	0-3	0.0%	2-5	40.0%	2-3	66.7%	1-2	50.0%	12-16	75.0%	Rebounds					
FT %:	5-7	71.4%	2-3	66.7%	1-2	50.0%	0-1	0.0%	4-12	33.3%	20-28	71.4%				

Officials: Brian Hall, Luis Gonzalez, Missy Brooks
Technical fouls: Florida-None. Tennessee-Nared, Jaime.
Attendance: 9968

Score by periods	1st	2nd	3rd	4th	Total
Florida	22	10	22	16	70
Tennessee	13	22	21	18	74

Last FG - UF 4th-00:03, UT 4th-00:36.
Largest lead - UF by 9 1st-00:41, UT by 6 2nd-01:48.
UF led for 25:57, UT led for 09:21. Game was tied for 04:42.

Game 28: Tennessee 74, Florida 70

February 23, 2017 * Thompson-Boling Arena * Knoxville, Tenn.

Ronni Williams scored a game-high 22 points with nine rebounds but Tennessee ended the game on a 13-2 run and rallied for a 74-70 win at Thompson-Boling Arena Thursday evening.

Haley Lorenzen drilled a three-pointer and gave the Gators a 68-61 lead with 3:58 remaining. The Lady Vols countered with the next five points.

Williams collected her fifth personal with 1:37 remaining and the Gators clinging to a 68-66 lead, but Florida was unable to pick-up for their sidelined leader, as Tennessee scored seven of its 13 points from the free throw line during the final 2:29 of the game to take the decision.

It was a disappointing final score for the Gators, who led for almost 26 minutes compared with the Vols 9:21 time lead.

Individual Numbers of Note

- Ronni Williams' first bucket of the game that came 2:23 into the contest was the 1,400 point of her career.
- Williams also moved into sole possession of 14th on UF's all-time scoring chart, passing Rhvonja Smith's (1987-91) total of 1,398. Next on the list is Tonya Washington (1997-00) and her 1,448 points.
- Williams recorded her 12th game this year with 20+ points -- 13th of her career
- Tyshara Fleming scored her 350th career point during the first quarter of the game.
- Brooke Copeland's second three-pointer of the game sent her over the 300-point mark for her career

2016-17 Florida Final Box Scores & Game Recaps

Official Basketball Box Score -- Game Totals -- Final Statistics

Georgia vs Florida

02/26/17 12:02 pm ET at Gainesville, FL * Exactech Arena

Georgia 58 • 15-14, 7-9 SEC

#	Player	Total			3-Ptr			Rebounds			PF	TP	A	TO	Blk	Stl	Min
		FG-FGA	FG-FGA	FT-FTA	FG-FGA	FG-FGA	FT-FTA	Off	Def	Tot							
03	Stephanie Paul	f	1-3	1-1	0-0	0	3	3	0	3	2	3	0	0	0	12	
33	Mackenzie Engram	f	5-8	1-1	2-2	2	3	5	4	13	1	2	1	4	31		
01	Shanea Armbrister	g	2-9	2-5	0-0	2	2	4	1	6	1	0	0	0	36		
11	Pachis Roberts	g	7-15	0-4	4-4	1	2	3	4	18	3	3	0	1	37		
12	Haley Clark	g	1-6	0-0	2-2	1	4	5	5	4	3	7	0	2	40-		
04	Caliya Robinson		3-7	0-0	2-2	3	3	6	4	8	1	3	0	0	17		
23	Halle Washington		1-5	0-0	2-2	0	2	2	0	4	0	1	0	0	12		
24	Simone Costa		1-5	0-2	0-0	0	1	1	3	2	0	2	1	1	15		
	Team					2	2	4									
Totals			21-58	4-13	12-12	11	22	33	21	58	11	21	2	8	200		
1st - FG %:		6-12	50.0%	2nd:	5-13	38.5%	3rd:	6-16	37.5%	4th:	4-17	23.5%	Game:	21-58	36.2%	Deadball	
3FG %:		1-2	50.0%	1-2		50.0%	1-4		25.0%	1-5		20.0%	4-13		30.8%	Rebounds	
FT %:		2-2	100.0%	4-4		100.0%	2-2		100.0%	4-4		100.0%	12-12		100.0%	0,2	

Florida 65 • 14-15, 5-11 SEC

#	Player	Total			3-Ptr			Rebounds			PF	TP	A	TO	Blk	Stl	Min
		FG-FGA	FG-FGA	FT-FTA	FG-FGA	FG-FGA	FT-FTA	Off	Def	Tot							
01	Williams,Ronni	f	10-17	0-1	11-12	0	4	4	4	31	1	4	0	1	34		
23	Copeland,Brooke	f	4-10	3-8	1-2	2	4	6	2	12	3	1	0	1	39		
24	Fleming,Tyshara	c	3-4	0-0	2-2	3	6	9	3	8	0	2	2	2	29		
00	Washington,Delicia	g	2-7	0-2	3-8	0	4	4	2	7	4	7	0	1	28		
11	Anderson,Dyandria	g	2-6	1-1	0-0	1	5	6	1	5	3	3	0	3	39		
05	Portakal,Elif		0-0	0-0	0-0	0	0	0	0	0	0	0	0	0	1		
15	Searcy,Sydney		0-0	0-0	0-0	0	0	0	0	0	0	1	0	0	3		
22	Morang,Sydney		0-0	0-0	0-0	0	0	0	1	0	0	1	0	0	13		
44	Lorenzen,Haley		0-4	0-0	2-2	0	0	0	3	2	0	0	0	0	14		
	Team					1	1	2									
Totals			21-48	4-12	19-26	7	24	31	16	65	11	19	2	8	200		
1st - FG %:		5-15	33.3%	2nd:	6-13	46.2%	3rd:	4-11	36.4%	4th:	6-9	66.7%	Game:	21-48	43.8%	Deadball	
3FG %:		2-5	40.0%	0-1		0.0%	1-4		25.0%	1-2		50.0%	4-12		33.3%	Rebounds	
FT %:		0-2	0.0%	2-4		50.0%	8-10		80.0%	9-10		90.0%	19-26		73.1%	3,2	

Officials: Scott Yarbrough, Bruce Morris, Kelly Johnson
 Technical fouls: Georgia-None. Florida-Fleming,Tyshara.

Attendance: 3809

UGA#12 H.Clark fouls out at 0:03.6(4).

Score by periods	1st	2nd	3rd	4th	Total	In	Off	2nd	Fast		
Georgia	15	15	15	13	58	Points	Paint	T/O	Chance	Break	Bench
Florida	12	14	17	22	65	UGA	18	18	6	6	14
						UF	28	19	3	2	2

Last FG - UGA 4th-00:23, UF 4th-00:58.

Largest lead - UGA by 9 3rd-06:03, UF by 9 4th-00:33.

UGA led for 25:55. UF led for 06:06. Game was tied for 07:59.

Score tied - 11 times.
 Lead changed - 5 times.

Game 29: Florida 65, Georgia 58

February 26, 2017 * Exactech Arena at the Stephen C. O'Connell Center * Gainesville, Fla. Florida's unquestioned leader this season has been Ronni Williams, who scored 31 points and led the Gators to a 65-58 victory against Georgia in the final home game of the 2016-17 season and of her illustrious career.

The Gators used a 15-6 run to close the game and secure their first win at home against Georgia since Feb. 19, 2012.

The victory also marked just the fourth time in the 70-game series between the two teams the Florida has won consecutive games. The last time the Gators earned back-to-back wins against their Southeastern Conference rivals was during the 2003-04 season.

Florida took the 76-68 decision in Athens on January 22.

In what has become a classic tight rivalry game where entering Sunday's battle 15 of the last 16 meetings between the two teams have been decided by 11 points or less, this one followed that trend as it featured 11 tied scores and five lead changes.

Georgia held a 45-43 lead entering the fourth quarter but Williams scored the first points 28 seconds into the final frame. From there, the teams matched each other shot for shot over the next three minutes.

Georgia's Pachis Roberts hit a three. Gator junior Brooke Copeland, who finished with 12 points, drilled one from beyond the arc.

Georgia converted two free throws. Williams followed with two from the line.

The Bulldogs hit an outside jumper. Gator senior Tyshara Fleming took a great feed from Copeland and finished inside to tie the game at 52 and 4:39 remaining.

That's when the Gators altered the script.

Fleming broke up the back-and-forth scoring by coolly converting a pair of free throws with 4:01 remaining and gave the Gators their first lead since there was 2:58 left in the second quarter.

The Gators didn't stop there, however, as the 'Dawgs missed a pair of three-point attempts on their next trip down the court and Copeland finally gathered the defensive board. Williams came through for Florida on the other end and the Gator lead was 56-52 with exactly three minutes on the clock.

Georgia fouled a driving Delicia Washington who was on her way to the basket and instead made two from the free throw line, as Florida's lead grew to six.

Roberts halted UF's 8-0 run, before Williams struck again with another jumper 21 seconds later and the Gator lead was back to six with 1:42 to play.

Fleming, who finished with a game-high nine rebounds, grabbed a defensive board on the very next possession and Florida was again on the move offensively.

Williams provided the honors with a tough layup inside, as she would go on to score Florida's final seven points in the last 58 seconds of the game en route to netting 13 points in the final quarter alone.

The fourth quarter alone had four tied scores and one lead change and that lead change was in favor of the Gators, who finally halted the back-and-forth scoring in the final five minutes of the game.

Florida Head Coach Amanda Butler: Opening Statement:

"This was an amazing win. You have to give Georgia a lot of credit for the way that they made the game look, but I could not be more proud of our upperclassmen and the way that they weathered the storms. They stayed together. They absolutely embodied the belief that Ronni (Williams) leads us with every day."

2016-17 Univ. of Florida
Florida Combined Team Statistics (as of Feb 26, 2017)
All games

RECORD:	OVERALL	HOME	AWAY	NEUTRAL
ALL GAMES	14-15	3-6	5-8	6-1
CONFERENCE	5-11	2-6	3-5	0-0
NON-CONFERENCE	9-4	1-0	2-3	6-1

##	Player	gp-gs	min	Total		3-Point		F-Throw		Rebounds			avg	pf	dq	a	to	blk	stl	pts	avg			
				fg-fga	fg%	3fg-fga	3fg%	ft-fa	ft%	off	def	tot												
01	Williams,Ronni	29-29	853	29.4	218-404	.540	0-3	.000	118-159	.742	77	148	225	7.8	95	4	67	111	12	37	554	19.1		
44	Lorenzen,Haley	28-26	823	29.4	145-294	.493	11-25	.440	38-56	.679	67	104	171	6.1	81	3	37	57	36	32	339	12.1		
00	Washington,Delicia	29-28	738	25.4	132-325	.406	10-35	.286	50-88	.568	54	98	152	5.2	90	3	46	93	1	41	324	11.2		
24	Fleming,Tyshara	29-10	614	21.2	84-149	.564	0-0	.000	37-62	.597	80	117	197	6.8	87	5	22	40	36	37	205	7.1		
11	Anderson,Dyandria	29-29	978	33.7	65-171	.380	13-54	.241	54-79	.684	39	96	135	4.7	63	0	141	102	11	48	197	6.8		
23	Copeland,Brooke	27-5	604	22.4	42-131	.321	34-113	.301	11-16	.688	16	44	60	2.2	47	1	31	42	6	15	129	4.8		
22	Morang,Sydney	25-9	432	17.3	29-100	.290	24-85	.282	3-7	.429	19	27	46	1.8	30	1	14	11	5	12	85	3.4		
15	Searcy,Sydney	29-0	362	12.5	28-79	.354	3-25	.120	9-15	.600	10	18	28	1.0	53	3	22	27	3	24	68	2.3		
05	Portakal,Elif	17-0	127	7.5	5-17	.294	2-6	.333	1-4	.250	0	9	9	0.5	6	0	20	26	0	4	13	0.8		
Team											56	65	121											
Total.....		29	5800	809-1808		.447	109-388	.281	345-517	.667	431	755	1186	40.9	570	21	427	551	110	257	2072	71.4		
Opponents.....		29	5800	685-1768		.387	191-571	.335	419-562	.746	384	658	1042	35.9	520	-	418	502	82	278	1980	68.3		

TEAM STATISTICS	UF	OPP	Date	Opponent	Score	Att.			
SCORING	2072	1980	1 11/11/16	vs South Alabama	w 85-33	2003			
Points per game	71.4	68.3		at Chattanooga	w 72-61	2427			
Scoring margin	+3.2	-	2 11/19/16	vs Temple	w 83-76	540			
FIELD GOALS-ATT	809-1808	685-1768		at Arkansas State	w 71-60	2366			
Field goal pct	.447	.387		at Northwestern	L 68-73	857			
3 POINT FG-ATT	109-388	191-571	2 11/30/16	vs Wofford	w 74-51	783			
3-point FG pct	.281	.335	3 12/03/16	vs Long Beach State	w 83-53	1428			
3-pt FG made per game	3.8	6.6	3 12/04/16	at #24 Arizona State	L 63-69	1773			
FREE THROWS-ATT	345-517	419-562		at #7 Florida State	L 58-83	3390			
Free throw pct	.667	.746	4 12/11/16	vs N.C. A&T	w 67-38	720			
F-Throws made per game	11.9	14.4	5 12/20/16	vs Indiana	L 88-102	829			
REBOUNDS	1186	1042	5 12/21/16	vs Florida A&M	w 78-65	618			
Rebounds per game	40.9	35.9		SOUTHEASTERN LA.	w 102-51	2119			
Rebounding margin	+5.0	-	* 01/01/17	AUBURN	L 75-82	1720			
ASSISTS	427	418	* 01/05/17	at LSU	L 67-78	1802			
Assists per game	14.7	14.4	* 01/08/17	#5 SOUTH CAROLINA	L 62-81	2232			
TURNOVERS	551	502	* 01/12/07	at #4 Mississippi State	L 49-82	5575			
Turnovers per game	19.0	17.3	* 01/15/17	TEXAS A&M	L 59-67	2133			
Turnover margin	-1.7	-	* 01/22/17	at Georgia	w 76-68	4181			
Assist/turnover ratio	0.8	0.8	* 01/26/17	TENNESSEE	L 75-84	2059			
STEALS	257	278	* 01/29/17	at Vanderbilt	w 93-73	4336			
Steals per game	8.9	9.6	* 02/02/17	at Texas A&M	L 76-84	3206			
BLOCKS	110	82	* 02/06/17	OLE MISS	L 75-84	1219			
Blocks per game	3.8	2.8	* 02/09/17	ARKANSAS	w 57-53	1441			
ATTENDANCE	18303	55127	* 02/12/17	at Alabama	w 66-56	1721			
Home games-Avg/Game	9-2034	13-3708	* 02/16/17	MIZZOU	L 67-74	1571			
Neutral site-Avg/Game	-	7-989	* 02/19/17	at KENTUCKY	L 48-67	6604			
Score by Periods	1st	2nd	3rd	4th	Totals	* 02/23/17	at Tennessee	L 70-74	9968
Florida	499	447	558	568	2072	* 02/26/17	GEORGIA	w 65-58	3809
Opponents	470	493	528	489	1980				

- 1 = Veterans Memorial Arena - Jacksonville, FL
- 2 = College of Central Florida's Patriot Gym - Ocala, FL
- 3 = Arizona State Classic - Tempe, AZ
- 4 = Gulf Coast State College's Harrison Field House - Panama City, FL
- 5 = Florida Sunshine Classic - Winter Park, FL

2016-17 Univ. of Florida
 Florida Combined Team Statistics (as of Feb 26, 2017)
 Conference games

RECORD:	OVERALL	HOME	AWAY	NEUTRAL
ALL GAMES	5-11	2-6	3-5	0-0
CONFERENCE	5-11	2-6	3-5	0-0
NON-CONFERENCE	0-0	0-0	0-0	0-0

##	Player	gp-gs	min	Total		3-Point		F-Throw		Rebounds				pf	dq	a	to	blk	stl	pts	avg			
				fg-fga	fg%	3fg-fga	3fg%	ft-fta	ft%	off	def	tot	avg											
01	Williams,Ronni	16-16	508	31.8	118-235	.502	0-1	.000	85-116	.733	40	77	117	7.3	58	4	30	70	4	21	321	20.1		
00	Washington,Delicia	16-16	451	28.2	87-233	.373	7-26	.269	28-45	.622	29	56	85	5.3	50	0	28	58	0	14	209	13.1		
44	Lorenzen,Haley	15-13	455	30.3	73-153	.477	6-14	.429	22-31	.710	40	48	88	5.9	52	2	18	30	17	13	174	11.6		
11	Anderson,Dyandria	16-16	600	37.5	39-107	.364	9-28	.321	31-44	.705	26	58	84	5.3	38	0	83	62	4	28	118	7.4		
24	Fleming,Tyshara	16-7	364	22.8	42-77	.545	0-0	.000	17-28	.607	54	61	115	7.2	50	5	9	21	17	26	101	6.3		
23	Copeland,Brooke	14-3	359	25.6	24-75	.320	20-67	.299	8-12	.667	10	25	35	2.5	32	1	19	23	2	6	76	5.4		
22	Morang,Sydney	16-9	335	20.9	24-75	.320	20-67	.299	2-5	.400	11	15	26	1.6	27	1	7	5	4	7	70	4.4		
15	Searcy,Sydney	16-0	102	6.4	4-17	.235	0-3	.000	0-0	.000	4	5	9	0.6	14	0	4	9	1	0	8	0.5		
05	Portakal,Elif	9-0	26	2.9	1-3	.333	0-1	.000	1-2	.500	0	2	2	0.2	2	0	3	9	0	0	3	0.3		
Team											28	29	57					8						
Total.....		16	3200		412-975	.423	62-207	.300	194-283	.686	242	376	618	38.6	323	13	201	295	49	115	1080	67.5		
Opponents.....		16	3200		400-956	.418	105-292	.360	260-330	.788	199	368	567	35.4	286	-	238	239	49	148	1165	72.8		

TEAM STATISTICS	UF	OPP	Date	Opponent	Score	Att.
SCORING	1080	1165	* 01/01/17	AUBURN	L 75-82	1720
Points per game	67.5	72.8	* 01/05/17	at LSU	L 67-78	1802
Scoring margin	-5.3	-	* 01/08/17	#5 SOUTH CAROLINA	L 62-81	2232
FIELD GOALS-ATT	412-975	400-956	* 01/12/07	at #4 Mississippi State	L 49-82	5575
Field goal pct	.423	.418	* 01/15/17	TEXAS A&M	L 59-67	2133
3 POINT FG-ATT	62-207	105-292	* 01/22/17	at Georgia	w 76-68	4181
3-point FG pct	.300	.360	* 01/26/17	TENNESSEE	L 75-84	2059
3-pt FG made per game	3.9	6.6	* 01/29/17	at Vanderbilt	w 93-73	4336
FREE THROWS-ATT	194-283	260-330	* 02/02/17	at Texas A&M	L 76-84	3206
Free throw pct	.686	.788	* 02/06/17	OLE MISS	L 75-84	1219
F-Throws made per game	12.1	16.3	* 02/09/17	ARKANSAS	w 57-53	1441
REBOUNDS	618	567	* 02/12/17	at Alabama	w 66-56	1721
Rebounds per game	38.6	35.4	* 02/16/17	MIZZOU	L 67-74	1571
Rebounding margin	+3.2	-	* 02/19/17	at KENTUCKY	L 48-67	6604
ASSISTS	201	238	* 02/23/17	at Tennessee	L 70-74	9968
Assists per game	12.6	14.9	* 02/26/17	GEORGIA	w 65-58	3809
TURNOVERS	295	239				
Turnovers per game	18.4	14.9				
Turnover margin	-3.5	-				
Assist/turnover ratio	0.7	1.0	1 = Veterans Memorial Arena - Jacksonville, FL			
STEALS	115	148	2 = College of Central Florida's Patriot Gym - Ocala, FL			
Steals per game	7.2	9.3	3 = Arizona State Classic - Tempe, AZ			
BLOCKS	49	49	4 = Gulf Coast State College's Harrison Field House - Panama City, FL			
Blocks per game	3.1	3.1	5 = Florida Sunshine Classic - Winter Park, FL			
ATTENDANCE	16184	37393				
Home games-Avg/Game	8-2023	8-4674				
Neutral site-Avg/Game	-	0-0				

Score by Periods	1st	2nd	3rd	4th	Totals
Florida	262	224	299	295	1080
Opponents	276	302	294	293	1165

2016-17 Univ. of Florida
 Florida Team Game-by-Game Comparison (as of Feb 26, 2017)
 All games

Opponent	1st	2nd	Score	Mar	Total FG	FG Pct	3-Pointers	3FG Pct	Free Throws	FT Pct	Rebounds	Assist	T/Over	Block	Steal	Fouls
South Alabama	37/15	48/18	85-33	+52	38-71/10-51	.535/.196	3-16/4-13	.188/.308	6-8/9-12	.750/.750	47/31 +16	23/4	21/32	6/3	20/9	20/14
Chattanooga	35/28	37/33	72-61	+11	31-65/21-54	.477/.389	4-12/7-22	.333/.318	6-10/12-13	.600/.923	46/26 +20	16/14	17/16	2/3	9/10	11/9
Temple	26/30	57/46	83-76	+7	34-73/26-66	.466/.394	3-11/9-28	.273/.321	12-23/15-23	.522/.652	44/43 +1	18/15	12/17	3/5	11/6	20/20
Arkansas State	36/31	35/29	71-60	+11	25-59/20-66	.424/.303	4-15/9-22	.267/.409	17-20/11-16	.850/.688	45/39 +6	15/11	20/17	5/0	9/8	21/18
Northwestern	38/38	30/35	68-73	(5)	28-74/26-59	.378/.441	5-18/5-14	.278/.357	7-10/16-26	.700/.615	44/41 +3	19/19	14/15	3/6	9/10	24/12
Wofford	42/20	32/31	74-51	+23	32-60/22-68	.533/.324	4-13/3-15	.308/.200	6-8/4-5	.750/.800	43/34 +9	23/11	23/19	8/2	8/11	15/13
Long Beach State	38/26	45/27	83-53	+30	37-68/17-64	.544/.266	3-13/10-29	.231/.345	6-11/9-20	.545/.450	55/35 +20	30/12	16/13	10/3	7/6	19/16
#24 Arizona State	30/30	33/39	63-69	(6)	25-50/27-67	.500/.403	4-12/4-15	.333/.267	9-14/11-24	.643/.458	36/40 (4)	12/21	25/15	4/4	8/12	25/15
#7 Florida State	29/39	29/44	58-83	(25)	24-59/27-67	.407/.403	3-11/6-18	.273/.333	7-14/23-32	.500/.719	35/45 (10)	10/16	27/18	2/1	6/18	24/18
N.C. A&T	23/20	44/18	67-38	+29	24-58/15-66	.414/.227	3-16/6-28	.188/.214	16-22/2-6	.727/.333	54/38 +16	13/9	20/19	5/0	11/10	10/18
Indiana	32/57	56/45	88-102	(14)	33-63/31-64	.524/.484	5-13/10-25	.385/.400	17-33/30-32	.515/.938	34/34 -	12/22	16/13	6/3	5/8	24/27
Florida A&M	39/30	39/35	78-65	+13	31-66/23-64	.470/.359	4-17/6-22	.235/.273	12-18/13-15	.667/.867	38/40 (2)	18/14	29/36	2/3	20/15	21/22
SOUTHEASTERN LA.	55/21	47/30	102-51	+51	35-67/20-56	.522/.357	2-14/7-28	.143/.250	30-43/4-8	.698/.500	47/29 +18	17/12	16/33	5/0	19/7	13/32
AUBURN	34/36	41/46	75-82	(7)	27-54/27-65	.500/.415	3-14/11-21	.214/.524	18-27/17-30	.667/.567	38/34 +4	12/16	26/13	2/1	6/13	27/22
LSU	27/36	40/42	67-78	(11)	25-65/29-57	.385/.509	3-8/2-8	.375/.250	14-20/18-26	.700/.692	51/24 +27	13/16	28/17	3/0	12/23	23/19
#5 SOUTH CAROLINA	24/47	38/34	62-81	(19)	23-63/30-69	.365/.435	4-10/6-18	.400/.333	12-20/15-23	.600/.652	42/48 (6)	11/10	22/14	2/6	6/13	22/22
#4 Mississippi State	22/48	27/34	49-82	(33)	16-41/32-69	.390/.464	4-8/5-21	.500/.238	13-19/13-17	.684/.765	31/36 (5)	9/22	27/10	4/4	4/10	25/21
TEXAS A&M	36/35	23/32	59-67	(8)	27-62/23-49	.435/.469	2-16/9-15	.125/.600	3-5/12-14	.600/.857	29/35 (6)	13/17	11/18	5/3	8/8	14/11
Georgia	35/33	41/35	76-68	+8	26-66/21-55	.394/.382	4-16/4-20	.250/.200	20-30/22-27	.667/.815	42/43 (1)	12/14	14/18	2/7	12/6	26/26
TENNESSEE	34/48	41/36	75-84	(9)	31-69/25-53	.449/.472	1-10/7-14	.100/.500	12-17/27-35	.706/.771	42/30 +12	13/12	17/14	5/2	6/8	24/14
Vanderbilt	36/28	57/45	93-73	+20	33-75/24-71	.440/.338	2-12/11-29	.167/.379	25-33/14-16	.758/.875	50/42 +8	9/19	14/21	5/2	11/6	21/26
Texas A&M	39/42	37/42	76-84	(8)	32-68/28-61	.471/.459	8-20/5-16	.400/.313	4-8/23-27	.500/.852	28/44 (16)	20/20	11/11	5/3	5/7	19/11
OLE MISS	39/42	36/42	75-84	(9)	27-65/26-57	.415/.456	3-11/10-20	.273/.500	18-21/22-25	.857/.880	37/35 +2	12/14	12/11	3/3	7/5	21/21
ARKANSAS	23/21	34/32	57-53	+4	20-56/22-60	.357/.367	5-15/4-19	.333/.211	12-15/5-6	.800/.833	42/31 +11	14/8	25/17	2/2	9/16	13/18
Alabama	26/31	40/25	66-56	+10	25-62/20-61	.403/.328	6-18/4-19	.333/.211	10-18/12-13	.556/.923	50/30 +20	12/10	21/17	5/5	8/6	18/17
MIZZOU	26/35	41/39	67-74	(7)	28-62/21-51	.452/.412	5-14/13-28	.357/.464	6-11/19-20	.545/.950	37/29 +8	14/13	11/10	0/3	2/3	20/17
Kentucky	27/31	21/36	48-67	(19)	21-47/26-56	.447/.464	2-10/6-19	.200/.316	4-7/9-11	.571/.818	28/30 (2)	11/18	23/15	1/3	4/9	12/12
Tennessee	32/35	38/39	70-74	(4)	30-72/25-64	.417/.391	6-13/4-12	.462/.333	4-6/20-28	.667/.714	40/43 (3)	15/18	14/12	3/3	7/7	22/8
GEORGIA	26/30	39/28	65-58	+7	21-48/21-58	.438/.362	4-12/4-13	.333/.308	19-26/12-12	.731/1000	31/33 (2)	11/11	19/21	2/2	8/8	16/21

Note: Game totals are displayed in the format TEAM/OPPONENT for each category

2016-17 Univ. of Florida
 Florida Team Game-by-Game (as of Feb 26, 2017)
 All games

TEAM STATISTICS

Opponent	Date	Score		Total		3-Pointers		Free throws		Rebounds				pf	a	t/o	blk	stl	pts	avg
				fg-fga	pct	3fg-fga	pct	ft-fa	pct	off	def	tot	avg							
vs South Alabama	11/11/16	85-33	W	38-71	.535	3-16	.188	6-8	.750	16	31	47	47.0	20	23	21	6	20	85	85.0
at Chattanooga	11/14/16	72-61	W	31-65	.477	4-12	.333	6-10	.600	18	28	46	46.5	11	16	17	2	9	72	78.5
vs Temple	11/19/16	83-76	W	34-73	.466	3-11	.273	12-23	.522	14	30	44	45.7	20	18	12	3	11	83	80.0
at Arkansas State	11/22/16	71-60	W	25-59	.424	4-15	.267	17-20	.850	17	28	45	45.5	21	15	20	5	9	71	77.8
at Northwestern	11/25/16	68-73	L	28-74	.378	5-18	.278	7-10	.700	22	22	44	45.2	24	19	14	3	9	68	75.8
vs Wofford	11/30/16	74-51	W	32-60	.533	4-13	.308	6-8	.750	10	33	43	44.8	15	23	23	8	8	74	75.5
vs Long Beach State	12/03/16	83-53	W	37-68	.544	3-13	.231	6-11	.545	17	38	55	46.3	19	30	16	10	7	83	76.6
at #24 Arizona State	12/04/16	63-69	L	25-50	.500	4-12	.333	9-14	.643	6	30	36	45.0	25	12	25	4	8	63	74.9
at #7 Florida State	12/08/16	58-83	L	24-59	.407	3-11	.273	7-14	.500	9	26	35	43.9	24	10	27	2	6	58	73.0
vs N.C. A&T	12/11/16	67-38	W	24-58	.414	3-16	.188	16-22	.727	14	40	54	44.9	10	13	20	5	11	67	72.4
vs Indiana	12/20/16	88-102	L	33-63	.524	5-13	.385	17-33	.515	12	22	34	43.9	24	12	16	6	5	88	73.8
vs Florida A&M	12/21/16	78-65	W	31-66	.470	4-17	.235	12-18	.667	16	22	38	43.4	21	18	29	2	20	78	74.2
SOUTHEASTERN LA.	12/28/16	102-51	W	35-67	.522	2-14	.143	30-43	.698	18	29	47	43.7	13	17	16	5	19	102	76.3
AUBURN	01/01/17	75-82	L	27-54	.500	3-14	.214	18-27	.667	14	24	38	43.3	27	12	26	2	6	75	76.2
at LSU	01/05/17	67-78	L	25-65	.385	3-8	.375	14-20	.700	27	24	51	43.8	23	13	28	3	12	67	75.6
#5 SOUTH CAROLINA	01/08/17	62-81	L	23-63	.365	4-10	.400	12-20	.600	15	27	42	43.7	22	11	22	2	6	62	74.8
at #4 Mississippi State	01/12/17	49-82	L	16-41	.390	4-8	.500	13-19	.684	10	21	31	42.9	25	9	27	4	4	49	73.2
TEXAS A&M	01/15/17	59-67	L	27-62	.435	2-16	.125	3-5	.600	11	18	29	42.2	14	13	11	5	8	59	72.4
at Georgia	01/22/17	76-68	W	26-66	.394	4-16	.250	20-30	.667	17	25	42	42.2	26	12	14	2	12	76	72.6
TENNESSEE	01/26/17	75-84	L	31-69	.449	1-10	.100	12-17	.706	21	21	42	42.2	24	13	17	5	6	75	72.8
at Vanderbilt	01/29/17	93-73	W	33-75	.440	2-12	.167	25-33	.758	18	32	50	42.5	21	9	14	5	11	93	73.7
at Texas A&M	02/02/17	76-84	L	32-68	.471	8-20	.400	4-8	.500	12	16	28	41.9	19	20	11	5	5	76	73.8
OLE MISS	02/06/17	75-84	L	27-65	.415	3-11	.273	18-21	.857	19	18	37	41.7	21	12	12	3	7	75	73.9
ARKANSAS	02/09/17	57-53	W	20-56	.357	5-15	.333	12-15	.800	17	25	42	41.7	13	14	25	2	9	57	73.2
at Alabama	02/12/17	66-56	W	25-62	.403	6-18	.333	10-18	.556	16	34	50	42.0	18	12	21	5	8	66	72.9
MIZZOU	02/16/17	67-74	L	28-62	.452	5-14	.357	6-11	.545	16	21	37	41.8	20	14	11	0	2	67	72.7
at Kentucky	02/19/17	48-67	L	21-47	.447	2-10	.200	4-7	.571	11	17	28	41.3	12	11	23	1	4	48	71.7
at Tennessee	02/23/17	70-74	L	30-72	.417	6-13	.462	4-6	.667	11	29	40	41.2	22	15	14	3	7	70	71.7
GEORGIA	02/26/17	65-58	W	21-48	.438	4-12	.333	19-26	.731	7	24	31	40.9	16	11	19	2	8	65	71.4
Florida		2072		809-1808	.447	109-388	.281	345-517	.667	431	755	1186	40.9	570	427	551	110	257	2072	71.4
Opponents		1980		685-1768	.387	191-571	.335	419-562	.746	384	658	1042	35.9	520	418	502	82	278	1980	68.3

Games played: 29
 Points/game: 71.4
 FG Pct: 44.7
 3FG Pct: 28.1
 FT Pct: 66.7

Rebounds/game: 40.9
 Assists/game: 14.7
 Turnovers/game: 19.0
 Assist/turnover ratio: 0.8
 Steals/game: 8.9
 Blocks/game: 3.8

2016-17 Univ. of Florida
 Florida Opponent Game-by-Game (as of Feb 26, 2017)
 All games

OPPONENT STATISTICS

Opponent	Date	Score		Total		3-Pointers		Free throws		Rebounds				pf	a	t/o	blk	stl	pts	avg
				fg-fga	pct	3fg-fga	pct	ft-fa	pct	off	def	tot	avg							
vs South Alabama	11/11/16	85-33	W	10-51	.196	4-13	.308	9-12	.750	12	19	31	31.0	14	4	32	3	9	33	33.0
at Chattanooga	11/14/16	72-61	W	21-54	.389	7-22	.318	12-13	.923	6	20	26	28.5	9	14	16	3	10	61	47.0
vs Temple	11/19/16	83-76	W	26-66	.394	9-28	.321	15-23	.652	12	31	43	33.3	20	15	17	5	6	76	56.7
at Arkansas State	11/22/16	71-60	W	20-66	.303	9-22	.409	11-16	.688	20	19	39	34.8	18	11	17	0	8	60	57.5
at Northwestern	11/25/16	68-73	L	26-59	.441	5-14	.357	16-26	.615	16	25	41	36.0	12	19	15	6	10	73	60.6
vs Wofford	11/30/16	74-51	W	22-68	.324	3-15	.200	4-5	.800	14	20	34	35.7	13	11	19	2	11	51	59.0
vs Long Beach State	12/03/16	83-53	W	17-64	.266	10-29	.345	9-20	.450	18	17	35	35.6	16	12	13	3	6	53	58.1
at #24 Arizona State	12/04/16	63-69	L	27-67	.403	4-15	.267	11-24	.458	19	21	40	36.1	15	21	15	4	12	69	59.5
at #7 Florida State	12/08/16	58-83	L	27-67	.403	6-18	.333	23-32	.719	17	28	45	37.1	18	16	18	1	18	83	62.1
vs N.C. A&T	12/11/16	67-38	W	15-66	.227	6-28	.214	2-6	.333	14	24	38	37.2	18	9	19	0	10	38	59.7
vs Indiana	12/20/16	88-102	L	31-64	.484	10-25	.400	30-32	.938	10	24	34	36.9	27	22	13	3	8	102	63.5
vs Florida A&M	12/21/16	78-65	W	23-64	.359	6-22	.273	13-15	.867	18	22	40	37.2	22	14	36	3	15	65	63.7
SOUTHEASTERN LA.	12/28/16	102-51	W	20-56	.357	7-28	.250	4-8	.500	9	20	29	36.5	32	12	33	0	7	51	62.7
AUBURN	01/01/17	75-82	L	27-65	.415	11-21	.524	17-30	.567	18	16	34	36.4	22	16	13	1	13	82	64.1
at LSU	01/05/17	67-78	L	29-57	.509	2-8	.250	18-26	.692	9	15	24	35.5	19	16	17	0	23	78	65.0
#5 SOUTH CAROLINA	01/08/17	62-81	L	30-69	.435	6-18	.333	15-23	.652	18	30	48	36.3	22	10	14	6	13	81	66.0
at #4 Mississippi State	01/12/17	49-82	L	32-69	.464	5-21	.238	13-17	.765	17	19	36	36.3	21	22	10	4	10	82	66.9
TEXAS A&M	01/15/17	59-67	L	23-49	.469	9-15	.600	12-14	.857	9	26	35	36.2	11	17	18	3	8	67	66.9
at Georgia	01/22/17	76-68	W	21-55	.382	4-20	.200	22-27	.815	11	32	43	36.6	26	14	18	7	6	68	67.0
TENNESSEE	01/26/17	75-84	L	25-53	.472	7-14	.500	27-35	.771	8	22	30	36.2	14	12	14	2	8	84	67.8
at Vanderbilt	01/29/17	93-73	W	24-71	.338	11-29	.379	14-16	.875	14	28	42	36.5	26	19	21	2	6	73	68.1
at Texas A&M	02/02/17	76-84	L	28-61	.459	5-16	.313	23-27	.852	18	26	44	36.9	11	20	11	3	7	84	68.8
OLE MISS	02/06/17	75-84	L	26-57	.456	10-20	.500	22-25	.880	13	22	35	36.8	21	14	11	3	5	84	69.5
ARKANSAS	02/09/17	57-53	W	22-60	.367	4-19	.211	5-6	.833	12	19	31	36.5	18	8	17	2	16	53	68.8
at Alabama	02/12/17	66-56	W	20-61	.328	4-19	.211	12-13	.923	7	23	30	36.3	17	10	17	5	6	56	68.3
MIZZOU	02/16/17	67-74	L	21-51	.412	13-28	.464	19-20	.950	9	20	29	36.0	17	13	10	3	3	74	68.5
at Kentucky	02/19/17	48-67	L	26-56	.464	6-19	.316	9-11	.818	13	17	30	35.8	12	18	15	3	9	67	68.4
at Tennessee	02/23/17	70-74	L	25-64	.391	4-12	.333	20-28	.714	12	31	43	36.0	8	18	12	3	7	74	68.6
GEORGIA	02/26/17	65-58	W	21-58	.362	4-13	.308	12-12	1.000	11	22	33	35.9	21	11	21	2	8	58	68.3
Opponents		1980		685-1768	.387	191-571	.335	419-562	.746	384	658	1042	35.9	520	418	502	82	278	1980	68.3
Florida		2072		809-1808	.447	109-388	.281	345-517	.667	431	755	1186	40.9	570	427	551	110	257	2072	71.4

Games played: 29
 Points/game: 68.3
 FG Pct: 38.7
 3FG Pct: 33.5
 FT Pct: 74.6

Rebounds/game: 35.9
 Assists/game: 14.4
 Turnovers/game: 17.3
 Assist/turnover ratio: 0.8
 Steals/game: 9.6
 Blocks/game: 2.8

2016-17 Univ. of Florida
 Florida Points-Rebounds-Assists (as of Feb 26, 2017)
 All games

Opponent	Date	Score		00	01	05	11	15	22	23
				WASHINGTON	WILLIAMS,R	PORTAKAL,E	ANDERSON,D	SEARCY,SYD	MORANG,SYD	COPELAND,B
vs South Alabama	11/11/16	85-33	w	8-6-2	16-10-1	2-1-5	6-3-6	2-2-2	DNP	8-6-1
at Chattanooga	11/14/16	72-61	w	4-3-1	10-8-2	0-3-3	5-5-6	2-1-2	DNP	4-3-0
vs Temple	11/19/16	83-76	w	10-9-2	18-6-3	0-2-0	8-3-4	2-1-2	DNP	0-0-0
at Arkansas State	11/22/16	71-60	w	11-6-1	8-5-1	0-1-1	6-8-9	2-1-1	DNP	0-0-0
at Northwestern	11/25/16	68-73	L	4-6-2	19-13-1	0-0-2	0-6-4	9-2-1	0-0-0	3-0-0
vs Wofford	11/30/16	74-51	w	2-6-3	26-11-3	3-0-3	1-3-6	2-1-0	0-4-0	5-1-3
vs Long Beach State	12/03/16	83-53	w	11-5-0	18-9-3	5-0-3	7-5-4	9-1-2	3-2-0	0-7-6
at #24 Arizona State	12/04/16	63-69	L	6-3-0	8-6-4	0-0-0	6-3-2	11-1-2	0-0-0	3-1-0
at #7 Florida State	12/08/16	58-83	L	4-5-1	20-5-2	DNP	5-4-0	2-0-1	0-1-0	6-1-0
vs N.C. A&T	12/11/16	67-38	w	10-4-0	9-10-4	DNP	8-5-4	8-0-1	3-6-2	13-4-0
vs Indiana	12/20/16	88-102	L	31-7-2	22-5-6	DNP	3-2-2	2-1-0	0-2-0	3-1-2
vs Florida A&M	12/21/16	78-65	w	0-4-1	25-8-4	DNP	13-1-7	0-5-2	6-2-2	3-0-0
SOUTHEASTERN LA.	12/28/16	102-51	w	14-3-3	34-12-3	DNP	11-3-4	9-3-2	3-3-3	5-1-0
AUBURN	01/01/17	75-82	L	17-4-1	24-7-4	DNP	2-4-5	0-1-0	1-0-1	7-2-0
at LSU	01/05/17	67-78	L	4-6-2	22-10-1	DNP	4-6-3	4-0-1	0-0-0	9-1-3
#5 SOUTH CAROLINA	01/08/17	62-81	L	18-7-1	6-5-3	DNP	9-6-4	2-1-0	3-0-0	7-5-1
at #4 Mississippi State	01/12/17	49-82	L	17-6-0	11-4-1	DNP	8-3-3	0-0-0	4-3-0	0-0-2
TEXAS A&M	01/15/17	59-67	L	6-2-1	22-6-3	DNP	12-6-8	2-1-0	6-0-0	0-2-0
at Georgia	01/22/17	76-68	w	14-3-0	16-7-1	3-1-0	13-6-4	0-0-1	3-2-1	9-5-3
TENNESSEE	01/26/17	75-84	L	4-7-2	31-3-1	0-0-2	8-5-5	0-1-0	2-3-1	DNP
at Vanderbilt	01/29/17	93-73	w	20-7-1	43-14-3	0-0-0	9-3-3	0-2-0	3-3-0	DNP
at Texas A&M	02/02/17	76-84	L	25-5-3	9-9-4	0-0-1	7-3-8	0-0-1	12-1-0	6-0-1
OLE MISS	02/06/17	75-84	L	14-6-4	21-3-0	0-0-0	13-5-4	0-1-0	8-4-1	3-1-0
ARKANSAS	02/09/17	57-53	w	6-5-1	15-12-0	0-1-0	6-7-7	0-1-0	12-2-2	2-1-2
at Alabama	02/12/17	66-56	w	12-11-0	19-11-2	0-0-0	9-5-7	0-0-0	6-4-1	2-2-1
MIZZOU	02/16/17	67-74	L	16-3-1	17-7-1	DNP	4-11-11	0-0-0	0-0-0	10-4-0
at Kentucky	02/19/17	48-67	L	14-3-3	12-6-2	0-0-0	2-2-3	0-1-1	10-3-0	0-4-1
at Tennessee	02/23/17	70-74	L	15-6-4	22-9-3	DNP	7-6-5	0-0-0	0-1-0	9-2-2
GEORGIA	02/26/17	65-58	w	7-4-4	31-4-1	0-0-0	5-6-3	0-0-0	0-0-0	12-6-3

Opponent	Date	Score		24	44
				FLEMING,TY	LORENZEN,H
vs South Alabama	11/11/16	85-33	w	11-4-0	16-5-1
at Chattanooga	11/14/16	72-61	w	2-3-0	16-5-1
vs Temple	11/19/16	83-76	w	5-5-1	19-7-2
at Arkansas State	11/22/16	71-60	w	10-9-0	11-6-1
at Northwestern	11/25/16	68-73	L	5-2-1	13-7-3
vs Wofford	11/30/16	74-51	w	5-8-1	10-4-3
vs Long Beach State	12/03/16	83-53	w	11-11-4	12-6-3
at #24 Arizona State	12/04/16	63-69	L	2-5-1	9-9-2
at #7 Florida State	12/08/16	58-83	L	6-2-0	6-7-2
vs N.C. A&T	12/11/16	67-38	w	8-8-1	8-10-1
vs Indiana	12/20/16	88-102	L	13-9-0	14-0-0
vs Florida A&M	12/21/16	78-65	w	15-8-2	16-7-0
SOUTHEASTERN LA.	12/28/16	102-51	w	11-8-2	15-10-0
AUBURN	01/01/17	75-82	L	13-9-1	11-7-0
at LSU	01/05/17	67-78	L	6-13-0	18-12-3
#5 SOUTH CAROLINA	01/08/17	62-81	L	2-8-1	15-5-1
at #4 Mississippi State	01/12/17	49-82	L	6-6-1	3-4-2
TEXAS A&M	01/15/17	59-67	L	4-3-1	7-3-0
at Georgia	01/22/17	76-68	w	7-3-1	11-10-1
TENNESSEE	01/26/17	75-84	L	13-10-1	17-11-1
at Vanderbilt	01/29/17	93-73	w	12-12-0	6-6-2
at Texas A&M	02/02/17	76-84	L	6-5-0	11-4-2
OLE MISS	02/06/17	75-84	L	2-7-1	14-5-2
ARKANSAS	02/09/17	57-53	w	2-5-0	14-5-2
at Alabama	02/12/17	66-56	w	0-3-0	18-7-1
MIZZOU	02/16/17	67-74	L	4-5-0	16-4-1
at Kentucky	02/19/17	48-67	L	10-8-1	DNP
at Tennessee	02/23/17	70-74	L	6-9-1	11-5-0
GEORGIA	02/26/17	65-58	w	8-9-0	2-0-0

2016-17 Univ. of Florida
 Florida Individual Game-by-Game (as of Feb 26, 2017)
 All games

#00 Washington, Delicia

Opponent	Date	gs	min	Total		3-Pointers		Free throws		Rebounds				pf	a	t/o	blk	stl	pts	avg	
				fg-fga	pct	3fg-fga	pct	ft-fga	pct	off	def	tot	avg								
vs South Alabama	11/11/16	*	20	4-6	.667	0-0	.000	0-0	.000	1	5	6	6.0	2	2	3	0	4	8	8.0	
at Chattanooga	11/14/16	*	21	2-4	.500	0-1	.000	0-0	.000	1	2	3	4.5	1	1	5	0	2	4	6.0	
vs Temple	11/19/16	*	21	5-9	.556	0-0	.000	0-4	.000	4	5	9	6.0	5	2	2	0	3	10	7.3	
at Arkansas State	11/22/16	*	31	3-8	.375	1-2	.500	4-4	1.000	2	4	6	6.0	2	1	4	0	2	11	8.3	
at Northwestern	11/25/16	*	17	1-5	.200	0-0	.000	2-2	1.000	4	2	6	6.0	4	2	1	0	0	4	7.4	
vs Wofford	11/30/16	*	25	1-3	.333	0-0	.000	0-1	.000	2	4	6	6.0	1	3	4	0	1	2	6.5	
vs Long Beach State	12/03/16	*	23	5-7	.714	0-2	.000	1-2	.500	2	3	5	5.9	3	0	1	1	1	11	7.1	
at #24 Arizona State	12/04/16	*	18	3-5	.600	0-1	.000	0-0	.000	0	3	3	5.5	5	0	3	0	0	6	7.0	
at #7 Florida State	12/08/16	*	12	2-6	.333	0-0	.000	0-2	.000	2	3	5	5.4	5	1	0	0	1	4	6.7	
vs N.C. A&T	12/11/16	*	18	4-6	.667	0-0	.000	2-3	.667	0	4	4	5.3	2	0	4	0	1	10	7.0	
vs Indiana	12/20/16	*	33	11-22	.500	2-2	1.000	7-16	.438	3	4	7	5.5	4	2	2	0	2	31	9.2	
vs Florida A&M	12/21/16	*	20	0-4	.000	0-0	.000	0-0	.000	2	2	4	5.3	4	1	3	0	4	0	8.4	
SOUTHEASTERN LA.	12/28/16	*	28	4-7	.571	0-1	.000	6-9	.667	2	1	3	5.2	2	3	3	0	6	14	8.8	
AUBURN	01/01/17	*	22	6-9	.667	1-3	.333	4-6	.667	1	3	4	5.1	4	1	5	0	1	17	9.4	
at LSU	01/05/17	*	29	2-13	.154	0-1	.000	0-0	.000	2	4	6	5.1	4	2	4	0	3	4	9.1	
#5 SOUTH CAROLINA	01/08/17	*	28	8-21	.381	0-1	.000	2-2	1.000	2	5	7	5.3	4	1	5	0	3	18	9.6	
at #4 Mississippi State	01/12/17	*	35	7-13	.538	1-1	1.000	2-3	.667	1	5	6	5.3	4	0	5	0	0	17	10.1	
TEXAS A&M	01/15/17	*	21	3-8	.375	0-1	.000	0-0	.000	0	2	2	5.1	0	1	3	0	1	6	9.8	
at Georgia	01/22/17	*	23	6-18	.333	0-1	.000	2-5	.400	1	2	3	5.0	4	0	2	0	0	14	10.1	
TENNESSEE	01/26/17	*	27	2-16	.125	0-1	.000	0-0	.000	4	3	7	5.1	4	2	3	0	1	4	9.8	
at Vanderbilt	01/29/17	*	34	9-20	.450	0-1	.000	2-4	.500	3	4	7	5.2	4	1	3	0	0	20	10.2	
at Texas A&M	02/02/17	*	30	12-20	.600	0-1	.000	1-1	1.000	2	3	5	5.2	4	3	3	0	0	25	10.9	
OLE MISS	02/06/17	*	30	4-16	.250	0-1	.000	6-6	1.000	4	2	6	5.2	3	4	2	0	2	14	11.0	
ARKANSAS	02/09/17	*	21	2-6	.333	0-1	.000	2-2	1.000	1	4	5	5.2	2	1	7	0	0	6	10.8	
at Alabama	02/12/17	*	24	5-15	.333	2-2	1.000	0-2	.000	5	6	11	5.4	3	0	3	0	1	12	10.9	
MIZZOU	02/16/17	*	35	7-19	.368	2-3	.667	0-0	.000	2	1	3	5.3	4	1	0	0	0	16	11.1	
at Kentucky	02/19/17	*	30	6-12	.500	0-2	.000	2-4	.500	1	2	3	5.3	2	3	4	0	1	14	11.2	
at Tennessee	02/23/17	*	34	6-20	.300	1-4	.250	2-2	1.000	0	6	6	5.3	2	4	2	0	0	15	11.3	
GEORGIA	02/26/17	*	28	2-7	.286	0-2	.000	3-8	.375	0	4	4	5.2	2	4	7	0	1	7	11.2	
Totals			28	738	132-325	.406	10-35	.286	50-88	.568	54	98	152	5.2	90	46	93	1	41	324	11.2

Games played: 29
 Minutes/game: 25.4
 Points/game: 11.2
 FG Pct: 40.6
 3FG Pct: 28.6
 FT Pct: 56.8

Rebounds/game: 5.2
 Assists/game: 1.6
 Turnovers/game: 3.2
 Assist/turnover ratio: 0.5
 Steals/game: 1.4
 Blocks/game: 0.0

2016-17 Univ. of Florida
 Florida Individual Game-by-Game (as of Feb 26, 2017)
 All games

#01 Williams,Ronni

Opponent	Date	gs	min	Total		3-Pointers		Free throws		Rebounds				pf	a	t/o	blk	stl	pts	avg	
				fg-fga	pct	3fg-fga	pct	ft-fta	pct	off	def	tot	avg								
vs South Alabama	11/11/16	*	23	8-10	.800	0-0	.000	0-0	.000	3	7	10	10.0	2	1	2	0	1	16	16.0	
at Chattanooga	11/14/16	*	29	4-10	.400	0-0	.000	2-2	1.000	2	6	8	9.0	3	2	1	1	1	10	13.0	
vs Temple	11/19/16	*	22	7-13	.538	0-0	.000	4-6	.667	1	5	6	8.0	4	3	2	0	2	18	14.7	
at Arkansas State	11/22/16	*	25	3-9	.333	0-0	.000	2-2	1.000	3	2	5	7.3	4	1	4	0	2	8	13.0	
at Northwestern	11/25/16	*	31	9-20	.450	0-0	.000	1-2	.500	6	7	13	8.4	3	1	2	1	0	19	14.2	
vs Wofford	11/30/16	*	22	12-16	.750	0-0	.000	2-2	1.000	2	9	11	8.8	1	3	0	1	0	26	16.2	
vs Long Beach State	12/03/16	*	23	9-15	.600	0-0	.000	0-0	.000	5	4	9	8.9	3	3	1	2	1	18	16.4	
at #24 Arizona State	12/04/16	*	20	4-12	.333	0-0	.000	0-0	.000	1	5	6	8.5	4	4	3	0	3	8	15.4	
at #7 Florida State	12/08/16	*	28	8-13	.615	0-0	.000	4-6	.667	1	4	5	8.1	4	2	6	0	0	20	15.9	
vs N.C. A&T	12/11/16	*	31	3-6	.500	0-0	.000	3-3	1.000	2	8	10	8.3	1	4	8	0	1	9	15.2	
vs Indiana	12/20/16	*	36	9-13	.692	0-1	.000	4-7	.571	1	4	5	8.0	3	6	5	1	0	22	15.8	
vs Florida A&M	12/21/16	*	29	10-16	.625	0-1	.000	5-6	.833	5	3	8	8.0	3	4	7	0	3	25	16.6	
SOUTHEASTERN LA.	12/28/16	*	26	14-16	.875	0-0	.000	6-7	.857	5	7	12	8.3	2	3	0	2	2	34	17.9	
AUBURN	01/01/17	*	35	10-13	.769	0-0	.000	4-9	.444	2	5	7	8.2	5	4	7	0	0	24	18.4	
at LSU	01/05/17	*	32	8-17	.471	0-0	.000	6-7	.857	6	4	10	8.3	4	1	5	1	2	22	18.6	
#5 SOUTH CAROLINA	01/08/17	*	25	2-11	.182	0-0	.000	2-4	.500	1	4	5	8.1	5	3	5	0	1	6	17.8	
at #4 Mississippi State	01/12/17	*	27	3-6	.500	0-0	.000	5-8	.625	1	3	4	7.9	4	1	8	0	2	11	17.4	
TEXAS A&M	01/15/17	*	35	11-19	.579	0-0	.000	0-0	.000	1	5	6	7.8	3	3	0	1	2	22	17.7	
at Georgia	01/22/17	*	31	4-8	.500	0-0	.000	8-9	.889	3	4	7	7.7	2	1	4	0	1	16	17.6	
TENNESSEE	01/26/17	*	31	10-18	.556	0-0	.000	11-13	.846	1	2	3	7.5	5	1	4	0	1	31	18.3	
at Vanderbilt	01/29/17	*	31	14-23	.609	0-0	.000	15-17	.882	5	9	14	7.8	3	3	4	0	4	43	19.4	
at Texas A&M	02/02/17	*	28	4-12	.333	0-0	.000	1-4	.250	4	5	9	7.9	4	4	1	0	1	9	19.0	
OLE MISS	02/06/17	*	33	8-16	.500	0-0	.000	5-6	.833	2	1	3	7.7	3	0	2	0	2	21	19.0	
ARKANSAS	02/09/17	*	36	5-16	.313	0-0	.000	5-5	1.000	4	8	12	7.8	3	0	4	0	1	15	18.9	
at Alabama	02/12/17	*	37	8-15	.533	0-0	.000	3-6	.500	4	7	11	8.0	3	2	6	2	0	19	18.9	
MIZZOU	02/16/17	*	30	6-12	.500	0-0	.000	5-9	.556	1	6	7	7.9	4	1	5	0	1	17	18.8	
at Kentucky	02/19/17	*	35	5-13	.385	0-0	.000	2-3	.667	2	4	6	7.9	1	2	8	0	0	12	18.6	
at Tennessee	02/23/17	*	28	10-19	.526	0-0	.000	2-4	.500	3	6	9	7.9	5	3	3	0	2	22	18.7	
GEORGIA	02/26/17	*	34	10-17	.588	0-1	.000	11-12	.917	0	4	4	7.8	4	1	4	0	1	31	19.1	
Totals			29	853	218-404	.540	0-3	.000	118-159	.742	77	148	225	7.8	95	67	111	12	37	554	19.1

Games played: 29
 Minutes/game: 29.4
 Points/game: 19.1
 FG Pct: 54.0
 3FG Pct: 0.0
 FT Pct: 74.2

Rebounds/game: 7.8
 Assists/game: 2.3
 Turnovers/game: 3.8
 Assist/turnover ratio: 0.6
 Steals/game: 1.3
 Blocks/game: 0.4

2016-17 Univ. of Florida
 Florida Individual Game-by-Game (as of Feb 26, 2017)
 All games

#05 Portakal, Elif

Opponent	Date	gs	min	Total		3-Pointers		Free throws		Rebounds				pf	a	t/o	blk	stl	pts	avg
				fg-fga	pct	3fg-fga	pct	ft-fta	pct	off	def	tot	avg							
vs South Alabama	11/11/16		24	1-2	.500	0-0	.000	0-0	.000	0	1	1	1.0	0	5	3	0	1	2	2.0
at Chattanooga	11/14/16		14	0-0	.000	0-0	.000	0-0	.000	0	3	3	2.0	0	3	1	0	0	0	1.0
vs Temple	11/19/16		4	0-1	.000	0-0	.000	0-0	.000	0	2	2	2.0	0	0	1	0	0	0	0.7
at Arkansas State	11/22/16		6	0-1	.000	0-0	.000	0-2	.000	0	1	1	1.8	1	1	4	0	0	0	0.5
at Northwestern	11/25/16		6	0-2	.000	0-1	.000	0-0	.000	0	0	0	1.4	0	2	1	0	0	0	0.4
vs Wofford	11/30/16		23	1-6	.167	1-3	.333	0-0	.000	0	0	0	1.2	2	3	3	0	2	3	0.8
vs Long Beach State	12/03/16		18	2-2	1.000	1-1	1.000	0-0	.000	0	0	0	1.0	1	3	3	0	0	5	1.4
at #24 Arizona State	12/04/16		6	0-0	.000	0-0	.000	0-0	.000	0	0	0	0.9	0	0	1	0	1	0	1.3
at #7 Florida State	12/08/16		dnp	-	-	-	-	-	-	-	-	-	-	-	-	-	-	-	-	-
vs N.C. A&T	12/11/16		dnp	-	-	-	-	-	-	-	-	-	-	-	-	-	-	-	-	-
vs Indiana	12/20/16		dnp	-	-	-	-	-	-	-	-	-	-	-	-	-	-	-	-	-
vs Florida A&M	12/21/16		dnp	-	-	-	-	-	-	-	-	-	-	-	-	-	-	-	-	-
SOUTHEASTERN LA.	12/28/16		dnp	-	-	-	-	-	-	-	-	-	-	-	-	-	-	-	-	-
AUBURN	01/01/17		dnp	-	-	-	-	-	-	-	-	-	-	-	-	-	-	-	-	-
at LSU	01/05/17		dnp	-	-	-	-	-	-	-	-	-	-	-	-	-	-	-	-	-
#5 SOUTH CAROLINA	01/08/17		dnp	-	-	-	-	-	-	-	-	-	-	-	-	-	-	-	-	-
at #4 Mississippi State	01/12/17		dnp	-	-	-	-	-	-	-	-	-	-	-	-	-	-	-	-	-
TEXAS A&M	01/15/17		dnp	-	-	-	-	-	-	-	-	-	-	-	-	-	-	-	-	-
at Georgia	01/22/17		7	1-1	1.000	0-0	.000	1-2	.500	0	1	1	0.9	1	0	0	0	0	3	1.4
TENNESSEE	01/26/17		8	0-2	.000	0-1	.000	0-0	.000	0	0	0	0.8	1	2	2	0	0	0	1.3
at Vanderbilt	01/29/17		3	0-0	.000	0-0	.000	0-0	.000	0	0	0	0.7	0	0	1	0	0	0	1.2
at Texas A&M	02/02/17		1	0-0	.000	0-0	.000	0-0	.000	0	0	0	0.7	0	1	1	0	0	0	1.1
OLE MISS	02/06/17		2	0-0	.000	0-0	.000	0-0	.000	0	0	0	0.6	0	0	1	0	0	0	1.0
ARKANSAS	02/09/17		2	0-0	.000	0-0	.000	0-0	.000	0	1	1	0.6	0	0	3	0	0	0	0.9
at Alabama	02/12/17		1	0-0	.000	0-0	.000	0-0	.000	0	0	0	0.6	0	0	1	0	0	0	0.9
MIZZOU	02/16/17		dnp	-	-	-	-	-	-	-	-	-	-	-	-	-	-	-	-	-
at Kentucky	02/19/17		1	0-0	.000	0-0	.000	0-0	.000	0	0	0	0.6	0	0	0	0	0	0	0.8
at Tennessee	02/23/17		dnp	-	-	-	-	-	-	-	-	-	-	-	-	-	-	-	-	-
GEORGIA	02/26/17		1	0-0	.000	0-0	.000	0-0	.000	0	0	0	0.5	0	0	0	0	0	0	0.8
Totals		0	127	5-17	.294	2-6	.333	1-4	.250	0	9	9	0.5	6	20	26	0	4	13	0.8

Games played: 17
 Minutes/game: 7.5
 Points/game: 0.8
 FG Pct: 29.4
 3FG Pct: 33.3
 FT Pct: 25.0

Rebounds/game: 0.5
 Assists/game: 1.2
 Turnovers/game: 1.5
 Assist/turnover ratio: 0.8
 Steals/game: 0.2

2016-17 Univ. of Florida
 Florida Individual Game-by-Game (as of Feb 26, 2017)
 All games

#11 Anderson, Dyandria

Opponent	Date	gs	min	Total		3-Pointers		Free throws		Rebounds				pf	a	t/o	blk	stl	pts	avg	
				fg-fga	pct	3fg-fga	pct	ft-fa	pct	off	def	tot	avg								
vs South Alabama	11/11/16	*	24	3-7	.429	0-3	.000	0-0	.000	1	2	3	3.0	4	6	2	0	6	6	6.0	
at Chattanooga	11/14/16	*	27	1-2	.500	1-2	.500	2-4	.500	2	3	5	4.0	2	6	2	0	0	5	5.5	
vs Temple	11/19/16	*	37	3-5	.600	0-1	.000	2-4	.500	1	2	3	3.7	2	4	4	1	1	8	6.3	
at Arkansas State	11/22/16	*	36	1-3	.333	0-2	.000	4-4	1.000	3	5	8	4.8	2	9	3	1	0	6	6.3	
at Northwestern	11/25/16	*	34	0-3	.000	0-2	.000	0-0	.000	1	5	6	5.0	1	4	1	0	2	0	5.0	
vs Wofford	11/30/16	*	16	0-0	.000	0-0	.000	1-2	.500	0	3	3	4.7	2	6	3	0	0	1	4.3	
vs Long Beach State	12/03/16	*	23	2-4	.500	0-2	.000	3-5	.600	0	5	5	4.7	1	4	3	1	1	7	4.7	
at #24 Arizona State	12/04/16	*	34	2-7	.286	1-3	.333	1-2	.500	1	2	3	4.5	2	2	5	0	0	6	4.9	
at #7 Florida State	12/08/16	*	34	2-4	.500	1-2	.500	0-0	.000	1	3	4	4.4	2	0	6	1	2	5	4.9	
vs N.C. A&T	12/11/16	*	33	2-8	.250	0-3	.000	4-6	.667	2	3	5	4.5	1	4	2	1	3	8	5.2	
vs Indiana	12/20/16	*	23	1-2	.500	0-1	.000	1-2	.500	0	2	2	4.3	4	2	3	1	0	3	5.0	
vs Florida A&M	12/21/16	*	33	5-10	.500	1-4	.250	2-2	1.000	1	0	1	4.0	2	7	5	0	3	13	5.7	
SOUTHEASTERN LA.	12/28/16	*	24	4-9	.444	0-1	.000	3-4	.750	0	3	3	3.9	0	4	1	1	2	11	6.1	
AUBURN	01/01/17	*	36	1-4	.250	0-2	.000	0-0	.000	0	4	4	3.9	4	5	5	0	1	2	5.8	
at LSU	01/05/17	*	36	1-3	.333	0-0	.000	2-4	.500	1	5	6	4.1	4	3	4	1	3	4	5.7	
#5 SOUTH CAROLINA	01/08/17	*	35	2-7	.286	1-2	.500	4-6	.667	3	3	6	4.2	1	4	4	1	1	9	5.9	
at #4 Mississippi State	01/12/17	*	32	2-6	.333	2-2	1.000	2-2	1.000	0	3	3	4.1	3	3	5	0	1	8	6.0	
TEXAS A&M	01/15/17	*	39	5-11	.455	0-4	.000	2-2	1.000	4	2	6	4.2	1	8	3	0	1	12	6.3	
at Georgia	01/22/17	*	34	4-9	.444	0-1	.000	5-8	.625	4	2	6	4.3	4	4	1	0	2	13	6.7	
TENNESSEE	01/26/17	*	37	4-5	.800	0-0	.000	0-0	.000	2	3	5	4.4	1	5	6	0	3	8	6.8	
at Vanderbilt	01/29/17	*	40	2-10	.200	1-2	.500	4-6	.667	1	2	3	4.3	1	3	1	1	2	9	6.9	
at Texas A&M	02/02/17	*	39	3-6	.500	1-2	.500	0-0	.000	3	0	3	4.2	3	8	1	0	0	7	6.9	
OLE MISS	02/06/17	*	39	4-10	.400	0-2	.000	5-6	.833	1	4	5	4.3	2	4	4	0	1	13	7.1	
ARKANSAS	02/09/17	*	39	1-6	.167	1-2	.500	3-4	.750	1	6	7	4.4	4	7	5	0	4	6	7.1	
at Alabama	02/12/17	*	37	2-8	.250	1-4	.250	4-6	.667	0	5	5	4.4	3	7	6	0	3	9	7.2	
MIZZOU	02/16/17	*	40	2-7	.286	0-2	.000	0-0	.000	3	8	11	4.7	2	11	3	0	1	4	7.0	
at Kentucky	02/19/17	*	38	1-2	.500	0-0	.000	0-0	.000	0	2	2	4.6	0	3	6	0	0	2	6.9	
at Tennessee	02/23/17	*	40	3-7	.429	1-2	.500	0-0	.000	2	4	6	4.6	4	5	5	1	2	7	6.9	
GEORGIA	02/26/17	*	39	2-6	.333	1-1	1.000	0-0	.000	1	5	6	4.7	1	3	3	0	3	5	6.8	
Totals			29	978	65-171	.380	13-54	.241	54-79	.684	39	96	135	4.7	63	141	102	11	48	197	6.8

Games played: 29
 Minutes/game: 33.7
 Points/game: 6.8
 FG Pct: 38.0
 3FG Pct: 24.1
 FT Pct: 68.4

Rebounds/game: 4.7
 Assists/game: 4.9
 Turnovers/game: 3.5
 Assist/turnover ratio: 1.4
 Steals/game: 1.7
 Blocks/game: 0.4

2016-17 Univ. of Florida
 Florida Individual Game-by-Game (as of Feb 26, 2017)
 All games

#15 Searcy, Sydney

Opponent	Date	gs	min	Total		3-Pointers		Free throws		Rebounds				pf	a	t/o	blk	stl	pts	avg
				fg-fga	pct	3fg-fga	pct	ft-fa	pct	off	def	tot	avg							
vs South Alabama	11/11/16		19	1-5	.200	0-1	.000	0-0	.000	1	1	2	2.0	4	2	2	1	2	2	2.0
at Chattanooga	11/14/16		16	1-2	.500	0-0	.000	0-0	.000	0	1	1	1.5	0	2	0	0	3	2	2.0
vs Temple	11/19/16		23	1-4	.250	0-1	.000	0-0	.000	0	1	1	1.3	2	2	0	0	3	2	2.0
at Arkansas State	11/22/16		22	1-5	.200	0-3	.000	0-0	.000	0	1	1	1.3	3	1	0	1	2	2	2.0
at Northwestern	11/25/16		22	3-8	.375	2-4	.500	1-2	.500	2	0	2	1.4	5	1	0	0	3	9	3.4
vs Wofford	11/30/16		17	1-5	.200	0-3	.000	0-0	.000	0	1	1	1.3	4	0	1	0	1	2	3.2
vs Long Beach State	12/03/16		21	4-6	.667	0-1	.000	1-2	.500	0	1	1	1.3	4	2	1	0	1	9	4.0
at #24 Arizona State	12/04/16		26	4-4	1.000	1-1	1.000	2-4	.500	0	1	1	1.3	1	2	3	0	2	11	4.9
at #7 Florida State	12/08/16		16	1-2	.500	0-1	.000	0-0	.000	0	0	0	1.1	4	1	3	0	1	2	4.6
vs N.C. A&T	12/11/16		24	3-8	.375	0-3	.000	2-2	1.000	0	0	0	1.0	0	1	1	0	2	8	4.9
vs Indiana	12/20/16		15	1-2	.500	0-1	.000	0-0	.000	0	1	1	1.0	5	0	2	0	0	2	4.6
vs Florida A&M	12/21/16		16	0-4	.000	0-2	.000	0-0	.000	2	3	5	1.3	5	2	1	0	2	0	4.3
SOUTHEASTERN LA.	12/28/16		23	3-7	.429	0-1	.000	3-5	.600	1	2	3	1.5	2	2	4	0	2	9	4.6
AUBURN	01/01/17		12	0-3	.000	0-1	.000	0-0	.000	1	0	1	1.4	2	0	0	0	0	0	4.3
at LSU	01/05/17		12	2-3	.667	0-0	.000	0-0	.000	0	0	0	1.3	2	1	2	0	0	4	4.3
#5 SOUTH CAROLINA	01/08/17		13	1-3	.333	0-1	.000	0-0	.000	1	0	1	1.3	1	0	1	0	0	2	4.1
at #4 Mississippi State	01/12/17		15	0-2	.000	0-0	.000	0-0	.000	0	0	0	1.2	1	0	1	0	0	0	3.9
TEXAS A&M	01/15/17		12	1-3	.333	0-1	.000	0-0	.000	0	1	1	1.2	2	0	0	0	0	2	3.8
at Georgia	01/22/17		3	0-1	.000	0-0	.000	0-0	.000	0	0	0	1.2	0	1	0	0	0	0	3.6
TENNESSEE	01/26/17		9	0-1	.000	0-0	.000	0-0	.000	0	1	1	1.2	2	0	0	0	0	0	3.4
at Vanderbilt	01/29/17		10	0-1	.000	0-0	.000	0-0	.000	1	1	2	1.2	0	0	2	0	0	0	3.2
at Texas A&M	02/02/17		3	0-0	.000	0-0	.000	0-0	.000	0	0	0	1.1	0	1	1	0	0	0	3.1
OLE MISS	02/06/17		2	0-0	.000	0-0	.000	0-0	.000	0	1	1	1.1	2	0	1	0	0	0	3.0
ARKANSAS	02/09/17		1	0-0	.000	0-0	.000	0-0	.000	0	1	1	1.1	0	0	0	1	0	0	2.8
at Alabama	02/12/17		1	0-0	.000	0-0	.000	0-0	.000	0	0	0	1.1	1	0	0	0	0	0	2.7
MIZZOU	02/16/17		0	0-0	.000	0-0	.000	0-0	.000	0	0	0	1.0	0	0	0	0	0	0	2.6
at Kentucky	02/19/17		6	0-0	.000	0-0	.000	0-0	.000	1	0	1	1.0	1	1	0	0	0	0	2.5
at Tennessee	02/23/17		0	0-0	.000	0-0	.000	0-0	.000	0	0	0	1.0	0	0	0	0	0	0	2.4
GEORGIA	02/26/17		3	0-0	.000	0-0	.000	0-0	.000	0	0	0	1.0	0	0	1	0	0	0	2.3
Totals		0	362	28-79	.354	3-25	.120	9-15	.600	10	18	28	1.0	53	22	27	3	24	68	2.3

Games played: 29
 Minutes/game: 12.5
 Points/game: 2.3
 FG Pct: 35.4
 3FG Pct: 12.0
 FT Pct: 60.0

Rebounds/game: 1.0
 Assists/game: 0.8
 Turnovers/game: 0.9
 Assist/turnover ratio: 0.8
 Steals/game: 0.8
 Blocks/game: 0.1

2016-17 Univ. of Florida
 Florida Individual Game-by-Game (as of Feb 26, 2017)
 All games

#22 Morang, Sydney

Opponent	Date	gs	min	Total		3-Pointers		Free throws		Rebounds				pf	a	t/o	blk	stl	pts	avg	
				fg-fga	pct	3fg-fga	pct	ft-fa	pct	off	def	tot	avg								
at Northwestern	11/25/16		3	0-0	.000	0-0	.000	0-0	.000	0	0	0	0.0	0	0	1	0	0	0	0.0	
vs Wofford	11/30/16		10	0-1	.000	0-1	.000	0-0	.000	2	2	4	2.0	0	0	2	1	0	0	0.0	
vs Long Beach State	12/03/16		8	1-3	.333	1-2	.500	0-0	.000	1	1	2	2.0	0	0	0	0	0	3	1.0	
at #24 Arizona State	12/04/16		1	0-0	.000	0-0	.000	0-0	.000	0	0	0	1.5	0	0	0	0	0	0	0.8	
at #7 Florida State	12/08/16		4	0-1	.000	0-0	.000	0-0	.000	0	1	1	1.4	0	0	0	0	0	0	0.6	
vs N.C. A&T	12/11/16		14	1-5	.200	0-3	.000	1-2	.500	3	3	6	2.2	0	2	0	0	0	3	1.0	
vs Indiana	12/20/16		11	0-2	.000	0-1	.000	0-0	.000	0	2	2	2.1	0	0	0	0	0	0	0.9	
vs Florida A&M	12/21/16		22	2-5	.400	2-5	.400	0-0	.000	0	2	2	2.1	2	2	3	0	0	6	1.5	
SOUTHEASTERN LA.	12/28/16		24	1-8	.125	1-6	.167	0-0	.000	2	1	3	2.2	1	3	0	0	5	3	1.7	
AUBURN	01/01/17		5	0-0	.000	0-0	.000	1-2	.500	0	0	0	2.0	0	1	0	0	0	1	1.6	
at LSU	01/05/17		3	0-1	.000	0-1	.000	0-0	.000	0	0	0	1.8	0	0	0	0	0	0	1.5	
#5 SOUTH CAROLINA	01/08/17		13	1-3	.333	1-2	.500	0-0	.000	0	0	0	1.7	2	0	0	0	0	3	1.6	
at #4 Mississippi State	01/12/17		18	1-5	.200	1-5	.200	1-2	.500	2	1	3	1.8	1	0	0	0	0	4	1.8	
TEXAS A&M	01/15/17		19	2-5	.400	2-5	.400	0-0	.000	0	0	0	1.6	0	0	0	0	0	6	2.1	
at Georgia	01/22/17		16	1-4	.250	1-4	.250	0-0	.000	0	2	2	1.7	2	1	0	1	1	3	2.1	
TENNESSEE	01/26/17	*	30	1-6	.167	0-5	.000	0-1	.000	1	2	3	1.8	5	1	0	1	0	2	2.1	
at Vanderbilt	01/29/17	*	34	1-9	.111	1-8	.125	0-0	.000	1	2	3	1.8	3	0	1	0	2	3	2.2	
at Texas A&M	02/02/17	*	24	4-8	.500	4-8	.500	0-0	.000	0	1	1	1.8	2	0	0	1	0	12	2.7	
OLE MISS	02/06/17	*	25	3-7	.429	2-5	.400	0-0	.000	4	0	4	1.9	1	1	0	1	1	8	3.0	
ARKANSAS	02/09/17	*	33	4-8	.500	4-8	.500	0-0	.000	1	1	2	1.9	0	2	0	0	0	12	3.5	
at Alabama	02/12/17	*	37	2-7	.286	2-7	.286	0-0	.000	1	3	4	2.0	2	1	1	0	2	6	3.6	
MIZZOU	02/16/17	*	21	0-3	.000	0-3	.000	0-0	.000	0	0	0	1.9	4	0	1	0	0	0	3.4	
at Kentucky	02/19/17	*	34	4-8	.500	2-5	.400	0-0	.000	1	2	3	2.0	1	0	0	0	0	10	3.7	
at Tennessee	02/23/17	*	10	0-1	.000	0-1	.000	0-0	.000	0	1	1	1.9	3	0	1	0	1	0	3.5	
GEORGIA	02/26/17		13	0-0	.000	0-0	.000	0-0	.000	0	0	0	1.8	1	0	1	0	0	0	3.4	
Totals			9	432	29-100	.290	24-85	.282	3-7	.429	19	27	46	1.8	30	14	11	5	12	85	3.4

Games played: 25
 Minutes/game: 17.3
 Points/game: 3.4
 FG Pct: 29.0
 3FG Pct: 28.2
 FT Pct: 42.9

Rebounds/game: 1.8
 Assists/game: 0.6
 Turnovers/game: 0.4
 Assist/turnover ratio: 1.3
 Steals/game: 0.5
 Blocks/game: 0.2

2016-17 Univ. of Florida
 Florida Individual Game-by-Game (as of Feb 26, 2017)
 All games

#23 Copeland, Brooke

Opponent	Date	gs	min	Total		3-Pointers		Free throws		Rebounds				pf	a	t/o	blk	stl	pts	avg	
				fg-fga	pct	3fg-fga	pct	ft-fta	pct	off	def	tot	avg								
vs South Alabama	11/11/16		20	3-8	.375	2-7	.286	0-0	.000	1	5	6	6.0	1	1	1	1	0	8	8.0	
at Chattanooga	11/14/16		14	1-4	.250	1-3	.333	1-2	.500	2	1	3	4.5	1	0	1	0	0	4	6.0	
vs Temple	11/19/16		13	0-3	.000	0-2	.000	0-0	.000	0	0	0	3.0	0	0	0	0	1	0	4.0	
at Arkansas State	11/22/16		2	0-0	.000	0-0	.000	0-0	.000	0	0	0	2.3	0	0	0	0	0	0	3.0	
at Northwestern	11/25/16		12	1-4	.250	1-4	.250	0-0	.000	0	0	0	1.8	1	0	0	0	0	3	3.0	
vs Wofford	11/30/16		22	2-5	.400	1-2	.500	0-0	.000	0	1	1	1.7	1	3	3	0	2	5	3.3	
vs Long Beach State	12/03/16		19	0-3	.000	0-2	.000	0-0	.000	2	5	7	2.4	0	6	1	0	0	0	2.9	
at #24 Arizona State	12/04/16		18	1-2	.500	1-2	.500	0-0	.000	0	1	1	2.3	3	0	1	1	1	3	2.9	
at #7 Florida State	12/08/16		24	2-5	.400	2-5	.400	0-0	.000	0	1	1	2.1	1	0	3	0	1	6	3.2	
vs N.C. A&T	12/11/16	*	31	4-8	.500	3-6	.500	2-2	1.000	1	3	4	2.3	2	0	1	1	2	13	4.2	
vs Indiana	12/20/16	*	30	1-5	.200	1-5	.200	0-0	.000	0	1	1	2.2	3	2	2	1	0	3	4.1	
vs Florida A&M	12/21/16		16	1-4	.250	1-4	.250	0-0	.000	0	0	0	2.0	0	0	4	0	1	3	4.0	
SOUTHEASTERN LA.	12/28/16		24	2-5	.400	1-4	.250	0-0	.000	0	1	1	1.9	2	0	2	0	1	5	4.1	
AUBURN	01/01/17		23	2-9	.222	1-7	.143	2-2	1.000	2	0	2	1.9	5	0	4	0	0	7	4.3	
at LSU	01/05/17		27	3-6	.500	3-6	.500	0-0	.000	0	1	1	1.9	3	3	2	0	0	9	4.6	
#5 SOUTH CAROLINA	01/08/17		34	2-5	.400	1-3	.333	2-4	.500	2	3	5	2.1	0	1	1	1	0	7	4.8	
at #4 Mississippi State	01/12/17		15	0-0	.000	0-0	.000	0-0	.000	0	0	0	1.9	2	2	2	0	0	0	4.5	
TEXAS A&M	01/15/17	*	18	0-5	.000	0-5	.000	0-0	.000	0	2	2	1.9	2	0	2	0	0	0	4.2	
at Georgia	01/22/17	*	37	3-9	.333	3-9	.333	0-0	.000	1	4	5	2.1	4	3	1	0	3	9	4.5	
TENNESSEE	01/26/17		dnp	-	-	-	-	-	-	-	-	-	-	-	-	-	-	-	-	-	
at Vanderbilt	01/29/17		dnp	-	-	-	-	-	-	-	-	-	-	-	-	-	-	-	-	-	
at Texas A&M	02/02/17		17	2-6	.333	2-6	.333	0-0	.000	0	0	0	2.0	2	1	1	0	0	6	4.6	
OLE MISS	02/06/17		14	1-3	.333	1-3	.333	0-0	.000	0	1	1	2.0	3	0	1	0	0	3	4.5	
ARKANSAS	02/09/17		22	1-4	.250	0-3	.000	0-0	.000	0	1	1	1.9	2	2	3	0	0	2	4.4	
at Alabama	02/12/17		17	0-4	.000	0-4	.000	2-2	1.000	0	2	2	1.9	0	1	1	0	0	2	4.3	
MIZZOU	02/16/17		28	3-6	.500	3-5	.600	1-2	.500	2	2	4	2.0	3	0	1	0	0	10	4.5	
at Kentucky	02/19/17		34	0-3	.000	0-3	.000	0-0	.000	1	3	4	2.1	2	1	3	1	1	0	4.3	
at Tennessee	02/23/17		34	3-5	.600	3-5	.600	0-0	.000	0	2	2	2.1	2	2	0	0	1	9	4.5	
GEORGIA	02/26/17	*	39	4-10	.400	3-8	.375	1-2	.500	2	4	6	2.2	2	3	1	0	1	12	4.8	
Totals			5	604	42-131	.321	34-113	.301	11-16	.688	16	44	60	2.2	47	31	42	6	15	129	4.8

Games played: 27
 Minutes/game: 22.4
 Points/game: 4.8
 FG Pct: 32.1
 3FG Pct: 30.1
 FT Pct: 68.8

Rebounds/game: 2.2
 Assists/game: 1.1
 Turnovers/game: 1.6
 Assist/turnover ratio: 0.7
 Steals/game: 0.6
 Blocks/game: 0.2

2016-17 Univ. of Florida
 Florida Individual Game-by-Game (as of Feb 26, 2017)
 All games

#24 Fleming, Tyshara

Opponent	Date	gs	min	Total		3-Pointers		Free throws		Rebounds				pf	a	t/o	blk	stl	pts	avg	
				fg-fga	pct	3fg-fga	pct	ft-fta	pct	off	def	tot	avg								
vs South Alabama	11/11/16		16	5-5	1.000	0-0	.000	1-1	1.000	1	3	4	4.0	2	0	1	2	0	11	11.0	
at Chattanooga	11/14/16		11	1-4	.250	0-0	.000	0-0	.000	2	1	3	3.5	3	0	2	0	1	2	6.5	
vs Temple	11/19/16		11	2-3	.667	0-0	.000	1-2	.500	0	5	5	4.0	4	1	0	0	0	5	6.0	
at Arkansas State	11/22/16		21	4-6	.667	0-0	.000	2-3	.667	2	7	9	5.3	4	0	0	2	0	10	7.0	
at Northwestern	11/25/16		22	2-7	.286	0-0	.000	1-2	.500	2	0	2	4.6	4	1	2	1	4	5	6.6	
vs Wofford	11/30/16		18	2-4	.500	0-0	.000	1-1	1.000	3	5	8	5.2	3	1	6	5	0	5	6.3	
vs Long Beach State	12/03/16		22	5-9	.556	0-0	.000	1-1	1.000	3	8	11	6.0	1	4	0	5	1	11	7.0	
at #24 Arizona State	12/04/16		14	1-1	1.000	0-0	.000	0-0	.000	0	5	5	5.9	4	1	1	1	0	2	6.4	
at #7 Florida State	12/08/16		19	3-6	.500	0-0	.000	0-0	.000	0	2	2	5.4	2	0	1	0	0	6	6.3	
vs N.C. A&T	12/11/16	*	19	4-5	.800	0-0	.000	0-0	.000	2	6	8	5.7	3	1	2	0	1	8	6.5	
vs Indiana	12/20/16		23	4-6	.667	0-0	.000	5-8	.625	4	5	9	6.0	1	0	0	1	1	13	7.1	
vs Florida A&M	12/21/16	*	30	6-10	.600	0-0	.000	3-6	.500	4	4	8	6.2	3	2	3	1	2	15	7.8	
SOUTHEASTERN LA.	12/28/16	*	24	3-6	.500	0-0	.000	5-10	.500	3	5	8	6.3	3	2	1	1	1	11	8.0	
AUBURN	01/01/17	*	33	4-6	.667	0-0	.000	5-6	.833	5	4	9	6.5	3	1	0	2	3	13	8.4	
at LSU	01/05/17	*	24	2-8	.250	0-0	.000	2-5	.400	8	5	13	6.9	2	0	4	0	1	6	8.2	
#5 SOUTH CAROLINA	01/08/17	*	25	1-4	.250	0-0	.000	0-2	.000	3	5	8	7.0	5	1	2	0	0	2	7.8	
at #4 Mississippi State	01/12/17	*	28	2-4	.500	0-0	.000	2-2	1.000	2	4	6	6.9	5	1	3	3	1	6	7.7	
TEXAS A&M	01/15/17		22	2-4	.500	0-0	.000	0-1	.000	1	2	3	6.7	2	1	1	3	3	4	7.5	
at Georgia	01/22/17		16	3-5	.600	0-0	.000	1-2	.500	1	2	3	6.5	5	1	2	0	3	7	7.5	
TENNESSEE	01/26/17		29	6-7	.857	0-0	.000	1-2	.500	5	5	10	6.7	2	1	1	1	1	13	7.8	
at Vanderbilt	01/29/17		23	5-8	.625	0-0	.000	2-4	.500	6	6	12	7.0	5	0	1	2	1	12	8.0	
at Texas A&M	02/02/17		24	2-4	.500	0-0	.000	2-2	1.000	2	3	5	6.9	2	0	2	1	4	6	7.9	
OLE MISS	02/06/17		24	1-3	.333	0-0	.000	0-0	.000	2	5	7	6.9	3	1	0	0	1	2	7.6	
ARKANSAS	02/09/17		14	1-3	.333	0-0	.000	0-0	.000	4	1	5	6.8	0	0	0	1	2	2	7.4	
at Alabama	02/12/17		8	0-1	.000	0-0	.000	0-0	.000	1	2	3	6.6	3	0	2	0	1	0	7.1	
MIZZOU	02/16/17		15	2-2	1.000	0-0	.000	0-0	.000	3	2	5	6.6	1	0	0	0	0	4	7.0	
at Kentucky	02/19/17	*	22	5-9	.556	0-0	.000	0-0	.000	5	3	8	6.6	5	1	1	0	2	10	7.1	
at Tennessee	02/23/17	*	28	3-5	.600	0-0	.000	0-0	.000	3	6	9	6.7	4	1	0	2	1	6	7.0	
GEORGIA	02/26/17	*	29	3-4	.750	0-0	.000	2-2	1.000	3	6	9	6.8	3	0	2	2	2	8	7.1	
Totals			10	614	84-149	.564	0-0	.000	37-62	.597	80	117	197	6.8	87	22	40	36	37	205	7.1

Games played: 29
 Minutes/game: 21.2
 Points/game: 7.1
 FG Pct: 56.4
 FT Pct: 59.7

Rebounds/game: 6.8
 Assists/game: 0.8
 Turnovers/game: 1.4
 Assist/turnover ratio: 0.6
 Steals/game: 1.3
 Blocks/game: 1.2

2016-17 Univ. of Florida
 Florida Individual Game-by-Game (as of Feb 26, 2017)
 All games

#44 Lorenzen, Haley

Opponent	Date	gs	min	Total		3-Pointers		Free throws		Rebounds				pf	a	t/o	blk	stl	pts	avg	
				fg-fga	pct	3fg-fga	pct	ft-fta	pct	off	def	tot	avg								
vs South Alabama	11/11/16	*	25	8-15	.533	0-1	.000	0-1	.000	3	2	5	5.0	3	1	0	2	3	16	16.0	
at Chattanooga	11/14/16	*	32	8-15	.533	0-0	.000	0-0	.000	1	4	5	5.0	1	1	0	1	0	16	16.0	
vs Temple	11/19/16	*	33	8-15	.533	1-1	1.000	2-3	.667	3	4	7	5.7	2	2	1	2	1	19	17.0	
at Arkansas State	11/22/16	*	35	5-10	.500	1-2	.500	0-0	.000	3	3	6	5.8	0	1	2	1	3	11	15.5	
at Northwestern	11/25/16	*	22	6-9	.667	1-1	1.000	0-0	.000	3	4	7	6.0	5	3	3	1	0	13	15.0	
vs Wofford	11/30/16	*	21	5-8	.625	0-0	.000	0-0	.000	0	4	4	5.7	1	3	1	1	2	10	14.2	
vs Long Beach State	12/03/16	*	23	6-11	.545	0-0	.000	0-1	.000	1	5	6	5.7	2	3	2	1	2	12	13.9	
at #24 Arizona State	12/04/16	*	29	3-5	.600	0-0	.000	3-4	.750	3	6	9	6.1	3	2	4	2	0	9	13.3	
at #7 Florida State	12/08/16	*	28	3-8	.375	0-1	.000	0-0	.000	1	6	7	6.2	4	2	2	1	0	6	12.4	
vs N.C. A&T	12/11/16	*	30	3-12	.250	0-1	.000	2-4	.500	4	6	10	6.6	1	1	2	3	1	8	12.0	
vs Indiana	12/20/16	*	29	6-11	.545	2-2	1.000	0-0	.000	0	0	0	6.0	4	0	2	2	2	14	12.2	
vs Florida A&M	12/21/16	*	34	7-13	.538	0-1	.000	2-4	.500	1	6	7	6.1	2	0	3	1	5	16	12.5	
SOUTHEASTERN LA.	12/28/16	*	27	4-9	.444	0-1	.000	7-8	.875	4	6	10	6.4	1	0	5	1	0	15	12.7	
AUBURN	01/01/17	*	34	4-10	.400	1-1	1.000	2-2	1.000	3	4	7	6.4	4	0	4	0	1	11	12.6	
at LSU	01/05/17	*	37	7-14	.500	0-0	.000	4-4	1.000	7	5	12	6.8	4	3	6	1	3	18	12.9	
#5 SOUTH CAROLINA	01/08/17	*	27	6-9	.667	1-1	1.000	2-2	1.000	1	4	5	6.7	4	1	3	0	1	15	13.1	
at #4 Mississippi State	01/12/17	*	30	1-5	.200	0-0	.000	1-2	.500	1	3	4	6.5	5	2	2	1	0	3	12.5	
TEXAS A&M	01/15/17	*	34	3-7	.429	0-0	.000	1-2	.500	2	1	3	6.3	4	0	1	1	1	7	12.2	
at Georgia	01/22/17	*	33	4-11	.364	0-1	.000	3-4	.750	5	5	10	6.5	4	1	4	1	2	11	12.1	
TENNESSEE	01/26/17	*	29	8-14	.571	1-3	.333	0-1	.000	6	5	11	6.8	4	1	0	3	0	17	12.4	
at Vanderbilt	01/29/17	*	25	2-4	.500	0-1	.000	2-2	1.000	1	5	6	6.7	5	2	1	2	2	6	12.0	
at Texas A&M	02/02/17	*	34	5-12	.417	1-3	.333	0-1	.000	1	3	4	6.6	2	2	1	3	0	11	12.0	
OLE MISS	02/06/17	*	31	6-10	.600	0-0	.000	2-3	.667	2	3	5	6.5	4	2	1	2	0	14	12.1	
ARKANSAS	02/09/17	*	32	6-13	.462	0-1	.000	2-4	.500	4	1	5	6.5	2	2	2	0	2	14	12.2	
at Alabama	02/12/17	*	38	8-12	.667	1-1	1.000	1-2	.500	3	4	7	6.5	3	1	1	3	1	18	12.4	
MIZZOU	02/16/17	*	31	8-13	.615	0-1	.000	0-0	.000	2	2	4	6.4	2	1	1	0	0	16	12.5	
at Kentucky	02/19/17		dnp	-	-	-	-	-	-	-	-	-	-	-	-	-	-	-	-	-	
at Tennessee	02/23/17		26	5-15	.333	1-1	1.000	0-0	.000	2	3	5	6.3	2	0	3	0	0	11	12.5	
GEORGIA	02/26/17		14	0-4	.000	0-0	.000	2-2	1.000	0	0	0	6.1	3	0	0	0	0	2	12.1	
Totals			26	823	145-294	.493	11-25	.440	38-56	.679	67	104	171	6.1	81	37	57	36	32	339	12.1

Games played: 28
 Minutes/game: 29.4
 Points/game: 12.1
 FG Pct: 49.3
 3FG Pct: 44.0
 FT Pct: 67.9

Rebounds/game: 6.1
 Assists/game: 1.3
 Turnovers/game: 2.0
 Assist/turnover ratio: 0.6
 Steals/game: 1.1
 Blocks/game: 1.3

Individual Career History

Anderson,Dyandria

Season	gp-gs	min/avg	Total		3-Point		F-Throws		Rebounds				Scoring							
			fg-fga	pct	fg-fga	pct	ft-fta	pct	off	def	tot	avg	pf	fo	ast	to	blk	stl	pts	avg
2014-15	30-5	375/12.5	29-85	.341	1-10	.100	11-18	.611	22	26	48	1.6	30	0	13	33	2	30	70	2.3
2015-16	30-13	544/18.1	57-132	.432	11-42	.262	21-25	.840	32	53	85	2.8	39	0	47	50	9	46	146	4.9
2016-17	29-29	978/33.7	65-171	.380	13-54	.241	54-79	.684	39	96	135	4.7	63	0	141	102	11	48	197	6.8
TOTAL	89-47	1897/21.3	151-388	.389	25-106	.236	86-122	.705	93	175	268	3.0	132	0	201	185	22	124	413	4.6

Copeland,Brooke

Season	gp-gs	min/avg	Total		3-Point		F-Throws		Rebounds				Scoring							
			fg-fga	pct	fg-fga	pct	ft-fta	pct	off	def	tot	avg	pf	fo	ast	to	blk	stl	pts	avg
2014-15	30-15	607/20.2	47-144	.326	28-100	.280	27-39	.692	35	59	94	3.1	61	1	36	45	21	18	149	5.0
2015-16	28-0	151/5.4	12-43	.279	8-33	.242	6-8	.750	10	17	27	1.0	17	0	10	13	8	8	38	1.4
2016-17	27-5	604/22.4	42-131	.321	34-113	.301	11-16	.688	16	44	60	2.2	47	1	31	42	6	15	129	4.8
TOTAL	85-20	1362/16.0	101-318	.318	70-246	.285	44-63	.698	61	120	181	2.1	125	2	77	100	35	41	316	3.7

Fleming,Tyshara

Season	gp-gs	min/avg	Total		3-Point		F-Throws		Rebounds				Scoring							
			fg-fga	pct	fg-fga	pct	ft-fta	pct	off	def	tot	avg	pf	fo	ast	to	blk	stl	pts	avg
2015-16	31-4	409/13.2	63-117	.538	0-0	.000	29-67	.433	52	86	138	4.5	81	3	11	32	45	34	155	5.0
2016-17	29-10	614/21.2	84-149	.564	0-0	.000	37-62	.597	80	117	197	6.8	87	5	22	40	36	37	205	7.1
TOTAL	60-14	1023/17.1	147-266	.553	0-0	.000	66-129	.512	132	203	335	5.6	168	8	33	72	81	71	360	6.0

Lorenzen,Haley

Season	gp-gs	min/avg	Total		3-Point		F-Throws		Rebounds				Scoring							
			fg-fga	pct	fg-fga	pct	ft-fta	pct	off	def	tot	avg	pf	fo	ast	to	blk	stl	pts	avg
2014-15	29-21	625/21.6	88-182	.484	0-0	.000	30-49	.612	54	63	117	4.0	58	0	18	36	30	21	206	7.1
2015-16	31-27	701/22.6	122-236	.517	0-0	.000	45-74	.608	81	88	169	5.5	81	3	15	46	32	24	289	9.3
2016-17	28-26	823/29.4	145-294	.493	11-25	.440	38-56	.679	67	104	171	6.1	81	3	37	57	36	32	339	12.1
TOTAL	88-74	2149/24.4	355-712	.499	11-25	.440	113-179	.631	202	255	457	5.2	220	6	70	139	98	77	834	9.5

Morang,Sydney

Season	gp-gs	min/avg	Total		3-Point		F-Throws		Rebounds				Scoring							
			fg-fga	pct	fg-fga	pct	ft-fta	pct	off	def	tot	avg	pf	fo	ast	to	blk	stl	pts	avg
2016-17	25-9	432/17.3	29-100	.290	24-85	.282	3-7	.429	19	27	46	1.8	30	1	14	11	5	12	85	3.4
TOTAL	25-9	432/17.3	29-100	.290	24-85	.282	3-7	.429	19	27	46	1.8	30	1	14	11	5	12	85	3.4

Portakal,Elif

Season	gp-gs	min/avg	Total		3-Point		F-Throws		Rebounds				Scoring							
			fg-fga	pct	fg-fga	pct	ft-fta	pct	off	def	tot	avg	pf	fo	ast	to	blk	stl	pts	avg
2016-17	17-0	127/7.5	5-17	.294	2-6	.333	1-4	.250	0	9	9	0.5	6	0	20	26	0	4	13	0.8
TOTAL	17-0	127/7.5	5-17	.294	2-6	.333	1-4	.250	0	9	9	0.5	6	0	20	26	0	4	13	0.8

Searcy,Sydney

Season	gp-gs	min/avg	Total		3-Point		F-Throws		Rebounds				Scoring							
			fg-fga	pct	fg-fga	pct	ft-fta	pct	off	def	tot	avg	pf	fo	ast	to	blk	stl	pts	avg
2016-17	29-0	362/12.5	28-79	.354	3-25	.120	9-15	.600	10	18	28	1.0	53	3	22	27	3	24	68	2.3
TOTAL	29-0	362/12.5	28-79	.354	3-25	.120	9-15	.600	10	18	28	1.0	53	3	22	27	3	24	68	2.3

Washington,Delicia

Season	gp-gs	min/avg	Total		3-Point		F-Throws		Rebounds				Scoring							
			fg-fga	pct	fg-fga	pct	ft-fta	pct	off	def	tot	avg	pf	fo	ast	to	blk	stl	pts	avg
2016-17	29-28	738/25.4	132-325	.406	10-35	.286	50-88	.568	54	98	152	5.2	90	3	46	93	1	41	324	11.2
TOTAL	29-28	738/25.4	132-325	.406	10-35	.286	50-88	.568	54	98	152	5.2	90	3	46	93	1	41	324	11.2

Individual Career History

Westbrook, Simone

Season	gp-gs	min/avg	Total		3-Point		F-Throws		Rebounds				Scoring							
			fg-fga	pct	fg-fga	pct	ft-fta	pct	off	def	tot	avg	pf	fo	ast	to	blk	stl	pts	avg
2015-16	31-13	659/21.3	87-225	.387	27-88	.307	46-68	.676	20	69	89	2.9	67	1	75	91	3	70	247	8.0
TOTAL	31-13	659/21.3	87-225	.387	27-88	.307	46-68	.676	20	69	89	2.9	67	1	75	91	3	70	247	8.0

Williams, Ronni

Season	gp-gs	min/avg	Total		3-Point		F-Throws		Rebounds				Scoring							
			fg-fga	pct	fg-fga	pct	ft-fta	pct	off	def	tot	avg	pf	fo	ast	to	blk	stl	pts	avg
2013-14	33-17	640/19.4	114-230	.496	1-4	.250	37-67	.552	56	126	182	5.5	136	16	35	88	43	27	266	8.1
2014-15	29-9	645/22.2	117-276	.424	0-2	.000	64-96	.667	56	103	159	5.5	90	2	25	90	21	32	298	10.3
2015-16	30-29	682/22.7	131-253	.518	2-5	.400	69-100	.690	76	159	235	7.8	115	8	30	95	20	36	333	11.1
2016-17	29-29	853/29.4	218-404	.540	0-3	.000	118-159	.742	77	148	225	7.8	95	4	67	111	12	37	554	19.1
TOTAL	121-84	2820/23.3	580-1163	.499	3-14	.214	288-422	.682	265	536	801	6.6	436	30	157	384	96	132	1451	12.0

2016-17 Univ. of Florida
Specialty Statistics

Opponent	T/O	2ndCh	Paint	FastB	Bench	Ties	Leads	WL	Score	Leads overcome
South Alabama	36	16	56	22	23	0	0	W	85-33	
Chattanooga	11	16	38	10	8	0	3	W	72-61	trailed by 1 1st-09:15
Temple	16	12	46	25	7	2	3	W	83-76	trailed by 8 2nd-03:27
Arkansas State	24	20	38	6	12	0	1	W	71-60	trailed by 2 1st-09:01
Northwestern	15	15	26	11	17	2	7	L	68-73	lost 7 3rd-03:02
Wofford	18	8	40	10	15	0	0	W	74-51	
Long Beach State	15	14	62	14	28	3	3	W	83-53	trailed by 6 1st-03:33
#24 Arizona State	17	6	36	9	16	4	3	L	63-69	lost 12 3rd-00:33
#7 Florida State	12	2	26	8	14	1	3	L	58-83	lost 3 1st-08:44
N.C. A&T	14	10	38	6	21	0	1	W	67-38	trailed by 3 2nd-07:34
Indiana	14	9	46	8	15	2	2	L	88-102	lost 1 1st-08:40
Florida A&M	25	19	52	8	9	1	3	W	78-65	trailed by 2 1st-08:44
Southeastern La.	37	22	64	8	17	0	0	W	102-51	
Auburn	11	16	36	12	8	6	2	L	75-82	lost 4 1st-06:29
LSU	18	18	38	6	13	1	1	L	67-78	lost 2 1st-07:02
#5 South Carolina	14	15	34	6	12	1	3	L	62-81	lost 4 1st-02:36
#4 Mississippi State	8	0	20	4	4	1	0	L	49-82	
Texas A&M	14	6	44	8	12	4	2	L	59-67	lost 6 2nd-06:59
Georgia	19	22	38	6	13	2	3	W	76-68	trailed by 3 1st-05:18
Tennessee	16	17	44	4	13	0	0	L	75-84	
Vanderbilt	21	19	46	14	12	0	1	W	93-73	trailed by 1 1st-06:31
Texas A&M	13	15	36	15	12	1	2	L	76-84	lost 4 1st-09:00
Ole Miss	9	12	34	4	5	5	4	L	75-84	lost 3 2nd-09:44
Arkansas	13	8	24	2	4	2	2	W	57-53	trailed by 6 3rd-03:17
Alabama	16	20	30	0	2	2	3	W	66-56	trailed by 8 2nd-05:01
Mizzou	10	10	34	0	14	2	2	L	67-74	lost 6 1st-02:34
Kentucky	10	5	32	0	0	2	0	L	48-67	
Tennessee	12	10	46	5	20	5	4	L	70-74	lost 9 1st-00:41
Georgia	19	3	28	2	2	8	3	W	65-58	trailed by 9 3rd-06:03
Totals	477	365	1132	233	348	57	61			
Average/Game	16.4	12.6	39.0	8.0	12.0	2.0	2.1			
Opponent	520	346	742	217	497	40	61			
Average/Game	17.9	11.9	25.6	7.5	17.1	1.4	2.1			

2016-17 Univ. of Florida
 Florida Team High/Low Analysis (as of Feb 26, 2017)
 All games

Florida - TEAM GAME HIGHS

POINTS	102		SOUTHEASTERN LA. (12/28/16)
	93		at Vanderbilt (01/29/17)
	88		vs Indiana (12/20/16)
	85		vs South Alabama (11/11/16)
	83		vs Long Beach State (12/03/16)
	83		vs Temple (11/19/16)
FIELD GOALS MADE	38		vs South Alabama (11/11/16)
	37		vs Long Beach State (12/03/16)
FIELD GOAL ATTEMPTS	75		at Vanderbilt (01/29/17)
	74		at Northwestern (11/25/16)
FIELD GOAL PERCENTAGE	.544	(37-68)	vs Long Beach State (12/03/16)
	.535	(38-71)	vs South Alabama (11/11/16)
3 PT FIELD GOALS MADE	8		at Texas A&M (02/02/17)
	6		at Tennessee (02/23/17)
	6		at Alabama (02/12/17)
3 PT FG ATTEMPTS	20		at Texas A&M (02/02/17)
	18		at Alabama (02/12/17)
	18		at Northwestern (11/25/16)
3 PT FG PERCENTAGE	.500	(4-8)	at #4 Mississippi State (01/12/17)
	.462	(6-13)	at Tennessee (02/23/17)
FREE THROWS MADE	30		SOUTHEASTERN LA. (12/28/16)
	25		at Vanderbilt (01/29/17)
FREE THROW ATTEMPTS	43		SOUTHEASTERN LA. (12/28/16)
	33		at Vanderbilt (01/29/17)
	33		vs Indiana (12/20/16)
FREE THROW PERCENTAGE	.857	(18-21)	OLE MISS (02/06/17)
	.850	(17-20)	at Arkansas State (11/22/16)
REBOUNDS	55		vs Long Beach State (12/03/16)
	54		vs N.C. A&T (12/11/16)
ASSISTS	30		vs Long Beach State (12/03/16)
	23		vs Wofford (11/30/16)
	23		vs South Alabama (11/11/16)
STEALS	20		vs Florida A&M (12/21/16)
	20		vs South Alabama (11/11/16)
BLOCKED SHOTS	10		vs Long Beach State (12/03/16)
	8		vs Wofford (11/30/16)
TURNOVERS	29		vs Florida A&M (12/21/16)
	28		at LSU (01/05/17)
FOULS	27		AUBURN (01/01/17)
	26		at Georgia (01/22/17)

2016-17 Univ. of Florida
 Florida High/Low Analysis (as of Feb 26, 2017)
 All games

Opponent - GAME HIGHS

POINTS	102		vs Indiana (12/20/16)
	84		OLE MISS (02/06/17)
	84		at Texas A&M (02/02/17)
	84		TENNESSEE (01/26/17)
	83		at #7 Florida State (12/08/16)
FIELD GOALS MADE	32		at #4 Mississippi State (01/12/17)
	31		vs Indiana (12/20/16)
FIELD GOAL ATTEMPTS	71		at Vanderbilt (01/29/17)
	69		at #4 Mississippi State (01/12/17)
	69		#5 SOUTH CAROLINA (01/08/17)
FIELD GOAL PERCENTAGE	.509	(29-57)	at LSU (01/05/17)
	.484	(31-64)	vs Indiana (12/20/16)
3 PT FIELD GOALS MADE	13		MIZZOU (02/16/17)
	11		at Vanderbilt (01/29/17)
	11		AUBURN (01/01/17)
3 PT FG ATTEMPTS	29		at Vanderbilt (01/29/17)
	29		vs Long Beach State (12/03/16)
3 PT FG PERCENTAGE	.600	(9-15)	TEXAS A&M (01/15/17)
	.524	(11-21)	AUBURN (01/01/17)
FREE THROWS MADE	30		vs Indiana (12/20/16)
	27		TENNESSEE (01/26/17)
FREE THROW ATTEMPTS	35		TENNESSEE (01/26/17)
	32		vs Indiana (12/20/16)
	32		at #7 Florida State (12/08/16)
FREE THROW PERCENTAGE	1.000	(12-12)	GEORGIA (02/26/17)
	.950	(19-20)	MIZZOU (02/16/17)
REBOUNDS	48		#5 SOUTH CAROLINA (01/08/17)
	45		at #7 Florida State (12/08/16)
ASSISTS	22		at #4 Mississippi State (01/12/17)
	22		vs Indiana (12/20/16)
STEALS	23		at LSU (01/05/17)
	18		at #7 Florida State (12/08/16)
BLOCKED SHOTS	7		at Georgia (01/22/17)
	6		#5 SOUTH CAROLINA (01/08/17)
	6		at Northwestern (11/25/16)
TURNOVERS	36		vs Florida A&M (12/21/16)
	33		SOUTHEASTERN LA. (12/28/16)
FOULS	32		SOUTHEASTERN LA. (12/28/16)
	27		vs Indiana (12/20/16)

2016-17 Univ. of Florida
 Florida High/Low Analysis (as of Feb 26, 2017)
 All games

Florida - GAME LOWS

POINTS	48		at Kentucky (02/19/17)
	49		at #4 Mississippi State (01/12/17)
	57		ARKANSAS (02/09/17)
	58		at #7 Florida State (12/08/16)
	59		TEXAS A&M (01/15/17)
FIELD GOALS MADE	16		at #4 Mississippi State (01/12/17)
	20		ARKANSAS (02/09/17)
FIELD GOAL ATTEMPTS	41		at #4 Mississippi State (01/12/17)
	47		at Kentucky (02/19/17)
FIELD GOAL PERCENTAGE	.357	(20-56)	ARKANSAS (02/09/17)
	.365	(23-63)	#5 SOUTH CAROLINA (01/08/17)
3 PT FIELD GOALS MADE	1		TENNESSEE (01/26/17)
	2		SOUTHEASTERN LA. (12/28/16)
	2		TEXAS A&M (01/15/17)
	2		at Vanderbilt (01/29/17)
	2		at Kentucky (02/19/17)
3 PT FG ATTEMPTS	8		at LSU (01/05/17)
	8		at #4 Mississippi State (01/12/17)
3 PT FG PERCENTAGE	.100	(1-10)	TENNESSEE (01/26/17)
	.125	(2-16)	TEXAS A&M (01/15/17)
FREE THROWS MADE	3		TEXAS A&M (01/15/17)
	4		at Texas A&M (02/02/17)
	4		at Kentucky (02/19/17)
	4		at Tennessee (02/23/17)
FREE THROW ATTEMPTS	5		TEXAS A&M (01/15/17)
	6		at Tennessee (02/23/17)
FREE THROW PERCENTAGE	.500	(4-8)	at Texas A&M (02/02/17)
	.500	(7-14)	at #7 Florida State (12/08/16)
REBOUNDS	28		at Texas A&M (02/02/17)
	28		at Kentucky (02/19/17)
ASSISTS	9		at #4 Mississippi State (01/12/17)
	9		at Vanderbilt (01/29/17)
STEALS	2		MIZZOU (02/16/17)
	4		at #4 Mississippi State (01/12/17)
	4		at Kentucky (02/19/17)
BLOCKED SHOTS	0		MIZZOU (02/16/17)
	1		at Kentucky (02/19/17)
TURNOVERS	11		TEXAS A&M (01/15/17)
	11		at Texas A&M (02/02/17)
	11		MIZZOU (02/16/17)
FOULS	10		vs N.C. A&T (12/11/16)
	11		at Chattanooga (11/14/16)

2016-17 Univ. of Florida
 Florida High/Low Analysis (as of Feb 26, 2017)
 All games

Opponent - GAME LOWS

POINTS	33		vs South Alabama (11/11/16)
	38		vs N.C. A&T (12/11/16)
	51		vs Wofford (11/30/16)
	51		SOUTHEASTERN LA. (12/28/16)
	53		vs Long Beach State (12/03/16)
	53		ARKANSAS (02/09/17)
FIELD GOALS MADE	10		vs South Alabama (11/11/16)
	15		vs N.C. A&T (12/11/16)
FIELD GOAL ATTEMPTS	49		TEXAS A&M (01/15/17)
	51		vs South Alabama (11/11/16)
	51		MIZZOU (02/16/17)
FIELD GOAL PERCENTAGE	.196	(10-51)	vs South Alabama (11/11/16)
	.227	(15-66)	vs N.C. A&T (12/11/16)
3 PT FIELD GOALS MADE	2		at LSU (01/05/17)
	3		vs Wofford (11/30/16)
3 PT FG ATTEMPTS	8		at LSU (01/05/17)
	12		at Tennessee (02/23/17)
3 PT FG PERCENTAGE	.200	(3-15)	vs Wofford (11/30/16)
	.200	(4-20)	at Georgia (01/22/17)
FREE THROWS MADE	2		vs N.C. A&T (12/11/16)
	4		vs Wofford (11/30/16)
	4		SOUTHEASTERN LA. (12/28/16)
FREE THROW ATTEMPTS	5		vs Wofford (11/30/16)
	6		vs N.C. A&T (12/11/16)
	6		ARKANSAS (02/09/17)
FREE THROW PERCENTAGE	.333	(2-6)	vs N.C. A&T (12/11/16)
	.450	(9-20)	vs Long Beach State (12/03/16)
REBOUNDS	24		at LSU (01/05/17)
	26		at Chattanooga (11/14/16)
ASSISTS	4		vs South Alabama (11/11/16)
	8		ARKANSAS (02/09/17)
STEALS	3		MIZZOU (02/16/17)
	5		OLE MISS (02/06/17)
BLOCKED SHOTS	0		at Arkansas State (11/22/16)
	0		vs N.C. A&T (12/11/16)
	0		SOUTHEASTERN LA. (12/28/16)
	0		at LSU (01/05/17)
TURNOVERS	10		at #4 Mississippi State (01/12/17)
	10		MIZZOU (02/16/17)
FOULS	8		at Tennessee (02/23/17)
	9		at Chattanooga (11/14/16)

2016-17 Univ. of Florida
 Florida Player High/Low Analysis (as of Feb 26, 2017)
 All games

Florida - INDIVIDUAL GAME HIGHS

Points	43		Williams,Ronni at Vanderbilt (01/29/17)
	34		Williams,Ronni vs Southeastern La. (12/28/16)
	31		Williams,Ronni vs Georgia (02/26/17)
	31		Williams,Ronni vs Tennessee (01/26/17)
	31		Washington,Delicia vs Indiana (12/20/16)
Field Goals Made	14		Williams,Ronni at Vanderbilt (01/29/17)
	14		Williams,Ronni vs Southeastern La. (12/28/16)
Field Goal Att.	24		Christinaki,Eleanna at Chattanooga (11/14/16)
	23		Williams,Ronni at Vanderbilt (01/29/17)
FG Pct (min 5 made)	1.000	(5-5)	Fleming,Tyshara vs South Alabama (11/11/16)
	.875	(14-16)	Williams,Ronni vs Southeastern La. (12/28/16)
3-Point FG Made	4		Morang,Sydney vs Arkansas (02/09/17)
	4		Morang,Sydney at Texas A&M (02/02/17)
3-Point FG Att.	9		Copeland,Brooke at Georgia (01/22/17)
	8		Copeland,Brooke vs Georgia (02/26/17)
	8		Morang,Sydney vs Arkansas (02/09/17)
	8		Morang,Sydney at Texas A&M (02/02/17)
	8		Morang,Sydney at Vanderbilt (01/29/17)
3-Pt FG Pct (min 2 made)	1.000	(2-2)	Washington,Delicia at Alabama (02/12/17)
	1.000	(2-2)	Anderson,Dyandria at #4 Mississippi State (01/12/17)
	1.000	(2-2)	Lorenzen,Haley vs Indiana (12/20/16)
	1.000	(2-2)	Washington,Delicia vs Indiana (12/20/16)
Free Throws Made	15		Williams,Ronni at Vanderbilt (01/29/17)
	11		Williams,Ronni vs Georgia (02/26/17)
	11		Williams,Ronni vs Tennessee (01/26/17)
Free Throw Att.	17		Williams,Ronni at Vanderbilt (01/29/17)
	16		Washington,Delicia vs Indiana (12/20/16)
FT Pct (min 3 made)	1.000	(6-6)	Washington,Delicia vs Ole Miss (02/06/17)
	1.000	(5-5)	Williams,Ronni vs Arkansas (02/09/17)
	1.000	(5-5)	Christinaki,Eleanna at Arkansas State (11/22/16)
	1.000	(4-4)	Lorenzen,Haley at LSU (01/05/17)
	1.000	(4-4)	Washington,Delicia at Arkansas State (11/22/16)
	1.000	(4-4)	Anderson,Dyandria at Arkansas State (11/22/16)
	1.000	(3-3)	Williams,Ronni vs N.C. A&T (12/11/16)
Rebounds	14		Williams,Ronni at Vanderbilt (01/29/17)
	13		Fleming,Tyshara at LSU (01/05/17)
	13		Williams,Ronni at Northwestern (11/25/16)
Assists	11		Anderson,Dyandria vs Mizzou (02/16/17)
	9		Anderson,Dyandria at Arkansas State (11/22/16)
Steals	6		Washington,Delicia vs Southeastern La. (12/28/16)
	6		Anderson,Dyandria vs South Alabama (11/11/16)
Blocked Shots	5		Fleming,Tyshara vs Long Beach State (12/03/16)
	5		Fleming,Tyshara vs Wofford (11/30/16)
Turnovers	8		Williams,Ronni at Kentucky (02/19/17)
	8		Williams,Ronni at #4 Mississippi State (01/12/17)
	8		Williams,Ronni vs N.C. A&T (12/11/16)
Fouls	5		Williams,Ronni at Tennessee (02/23/17)
	5		Fleming,Tyshara at Kentucky (02/19/17)
	5		Fleming,Tyshara at Vanderbilt (01/29/17)
	5		Lorenzen,Haley at Vanderbilt (01/29/17)
	5		Morang,Sydney vs Tennessee (01/26/17)
	5		Williams,Ronni vs Tennessee (01/26/17)
	5		Fleming,Tyshara at Georgia (01/22/17)

	5	Fleming, Tyshara at #4 Mississippi State (01/12/17)
	5	Lorenzen, Haley at #4 Mississippi State (01/12/17)
	5	Williams, Ronni vs #5 South Carolina (01/08/17)
	5	Fleming, Tyshara vs #5 South Carolina (01/08/17)
	5	Williams, Ronni vs Auburn (01/01/17)
	5	Copeland, Brooke vs Auburn (01/01/17)
	5	Searcy, Sydney vs Florida A&M (12/21/16)
	5	Searcy, Sydney vs Indiana (12/20/16)
	5	Washington, Delicia at #7 Florida State (12/08/16)
	5	Washington, Delicia at #24 Arizona State (12/04/16)
	5	Lorenzen, Haley at Northwestern (11/25/16)
	5	Searcy, Sydney at Northwestern (11/25/16)
	5	Christinaki, Eleanna at Arkansas State (11/22/16)
	5	Washington, Delicia vs Temple (11/19/16)
Minutes	40	Anderson, Dyandria at Tennessee (02/23/17)
	40	Anderson, Dyandria vs Mizzou (02/16/17)
	40	Anderson, Dyandria at Vanderbilt (01/29/17)
	39	Anderson, Dyandria vs Georgia (02/26/17)
	39	Copeland, Brooke vs Georgia (02/26/17)
	39	Anderson, Dyandria vs Arkansas (02/09/17)
	39	Anderson, Dyandria vs Ole Miss (02/06/17)
	39	Anderson, Dyandria at Texas A&M (02/02/17)
	39	Anderson, Dyandria vs Texas A&M (01/15/17)

2016-17 Univ. of Florida
 Florida Opponent High/Low Analysis (as of Feb 26, 2017)
 All games

OPPONENT INDIVIDUAL GAME HIGHS

Points	35		Buss, Tyra vs Indiana (12/20/16)
	34		JACKSON, Chloe at LSU (01/05/17)
	28		CUNNINGHAM, Sophie vs Mizzou (02/16/17)
	27		DeShields, Diamond vs Tennessee (01/26/17)
	26		Pachis Roberts at Georgia (01/22/17)
	26		Brandy Montgomery vs Auburn (01/01/17)
	26		Coffey, Nia at Northwestern (11/25/16)
Field Goals Made	15		JACKSON, Chloe at LSU (01/05/17)
	12		Teaira McCowan at #4 Mississippi State (01/12/17)
Field Goal Att.	24		JACKSON, Chloe at LSU (01/05/17)
	22		Katie Frerking vs Auburn (01/01/17)
	22		Brown, Dana vs N.C. A&T (12/11/16)
FG Pct (min 5 made)	1.000	(5-5)	Khaalia Hillsman vs Texas A&M (01/15/17)
	.923	(12-13)	Teaira McCowan at #4 Mississippi State (01/12/17)
3-Point FG Made	7		Brandy Montgomery vs Auburn (01/01/17)
	5		Danni Williams vs Texas A&M (01/15/17)
	5		Brown, Dana vs N.C. A&T (12/11/16)
3-Point FG Att.	17		Brown, Dana vs N.C. A&T (12/11/16)
	11		Whalen, Erin at Vanderbilt (01/29/17)
3-Pt FG Pct (min 2 made)	1.000	(2-2)	Simone Costa at Georgia (01/22/17)
	1.000	(2-2)	Webster, Katie vs Long Beach State (12/03/16)
Free Throws Made	19		Buss, Tyra vs Indiana (12/20/16)
	15		Pachis Roberts at Georgia (01/22/17)
Free Throw Att.	20		Buss, Tyra vs Indiana (12/20/16)
	16		Pachis Roberts at Georgia (01/22/17)
FT Pct (min 3 made)	1.000	(9-9)	Danni Williams at Texas A&M (02/02/17)
	1.000	(7-7)	DeShields, Diamond at Tennessee (02/23/17)
	1.000	(6-6)	Victoria Vivians at #4 Mississippi State (01/12/17)
	1.000	(6-6)	RICHARD-HARRIS, J. at LSU (01/05/17)
	1.000	(4-4)	Pachis Roberts vs Georgia (02/26/17)
	1.000	(4-4)	PORTER, Cierra vs Mizzou (02/16/17)
	1.000	(4-4)	CUNNINGHAM, Lindsey vs Mizzou (02/16/17)
	1.000	(4-4)	Bolton, Quanetria at Alabama (02/12/17)
	1.000	(4-4)	Bell, Rachel at Vanderbilt (01/29/17)
	1.000	(4-4)	Dahlman, Rebekah at Vanderbilt (01/29/17)
	1.000	(4-4)	Burney-Robinson, Sha vs Florida A&M (12/21/16)
	1.000	(4-4)	Quattara, Florence vs Florida A&M (12/21/16)
	1.000	(4-4)	Thomas, Shakayla at #7 Florida State (12/08/16)
	1.000	(4-4)	Jasmine Joyner at Chattanooga (11/14/16)
	1.000	(3-3)	Haines, Sabrina at #24 Arizona State (12/04/16)
	1.000	(3-3)	Shelbie Davenport at Chattanooga (11/14/16)
Rebounds	18		Khaalia Hillsman at Texas A&M (02/02/17)
	14		Coffey, Nia at Northwestern (11/25/16)
Assists	13		Curtyce Knox at Texas A&M (02/02/17)
	11		Murray, Taylor at Kentucky (02/19/17)
Steals	10		MONCRIEF, Raigyne at LSU (01/05/17)
	6		MONK, Malica vs Arkansas (02/09/17)
	6		Slaughter, Ivey at #7 Florida State (12/08/16)
Blocked Shots	4		Caliya Robinson at Georgia (01/22/17)
	3		Khaalia Hillsman vs Texas A&M (01/15/17)
	3		WILSON, A'ja vs #5 South Carolina (01/08/17)
Turnovers	9		Curtyce Knox vs Texas A&M (01/15/17)
	9		Quattara, Florence vs Florida A&M (12/21/16)

	9	Perrymond, Genesis vs South Alabama (11/11/16)
Fouls	5	Haley Clark vs Georgia (02/26/17)
	5	Muhate, Cecilia vs Ole Miss (02/06/17)
	5	Whalen, Erin at Vanderbilt (01/29/17)
	5	Haley Clark at Georgia (01/22/17)
	5	Pachis Roberts at Georgia (01/22/17)
	5	GRAY, Allisha vs #5 South Carolina (01/08/17)
	5	HYDER, Alexis at LSU (01/05/17)
	5	Brailey, Ashailee vs Southeastern La. (12/28/16)
	5	Stewart, Chey vs Southeastern La. (12/28/16)
	5	Scholvin, Jaclyn vs Southeastern La. (12/28/16)
	5	Lessears,Alexus vs N.C. A&T (12/11/16)

2016-17 Florida Gator Basketball ... by the numbers

Overall Record: 14-15 (Home: 3-6 Away: 5-8 Neutral: 6-1) * Southeastern Conference: 5-11 (Home: 2-6 * Away: 3-5)**

Largest Margin of Victory: 52 points (85-33 vs So. Alabama, 11/11/16)

[under Butler: 65 points (99-34 vs Savannah St., 11/24/15);
57 pts (95-38 vs. Alabama St., 12/20/10)]

Largest Margin of Defeat: 33 points (82-49 at Miss. State 1/12/17)

[under Butler: 43 points (83-40 vs. Tennessee, 1/13/11)]

Smallest Margin of Victory: 4 points (57-53 vs. Arkansas, 2/9/17)

[under Butler: 2 points-6 times (83-81 vs. Texas A&M, 12/7/15; 67-65 OT vs
Georgetown 12/28/13; 67-65 at Charlotte, 3/27/13; 66-64 vs NC State,
1/23/12; 65-63 vs. S. Carolina, 1/9/11; 77-75 at UAB, 12/3/08)]

Smallest Margin of Defeat: 4 points (74-70 at Tennessee 2/23/17)

[under Butler: 1 point (4 times: 76-75 OT vs. Vanderbilt, 2/19/15 ; 73-72, 2ot at
Arkansas, 1/28/12; 59-58 vs. Kentucky, 1/20/11; 74-73 at DePaul, 11/18/10)]

Average Margin of Victory: 19.4 points (272 total points in 14 games)

[under Butler: 14.4 (2,724 total points in 189 games)]

Average Margin of Defeat: 12.0 points (180 total points in 15 games)

[under Butler: 11.7 (1,581 total points in 135 games)]

Largest Lead in a game: 52 pts (0:41/4th Quarter vs So. Alabama, 11/11/16)

[under Butler: 66 pts (2:03/4th Quarter vs Savannah St, 11/21/15)
57 points (twice)]

Largest Deficit in a game: 36 points (2:18/3Q at Miss. State, 1/12/17))

[under Butler: 45 points (1:40/2nd half vs. Tennessee 1/13/11)]

Largest Deficit and won: 9 pts (6:03/2Q vs. Georgia, 2/26/17)

[under Butler: 17 points (halftime at Ole Miss, 3/2/08)]

Largest Lead and lost: 12 points (10:00/4Q at Arizona State 12/4/16)

[under Butler: 17 pts (18:58/2nd half at Charlotte, 3/24/11)]

UF when leading at half: 11-1 (144-25)

UF when trailing at half: 2-13 (31-105)

UF when tied at half: 0-2 (13-7)

SCORING

UF when scoring in 30's: 0-0 (0-3)

UF when scoring in 40's: 0-2 (0-16)

UF when scoring in 50's: 1-2 (15-44)

UF when scoring in 60's: 3-5 (40-42)

UF when scoring in 70's: 5-4 (65-24)

UF when scoring in 80's: 3-1 (50-3)

UF when scoring in 90's: 1-0 (14-2)

UF when scoring in 100's: 1-0 (4-0)

UF when outscoring opponent: 14-0 (189-0)

UF when opponent scores in 30's: 2-0 (9-0)

UF when opponent scores in 40's: 0-0 (18-1)

UF when opponent scores in 50's: 5-0 (64-10)

UF when opponent scores in 60's: 5-3 (57-42)

UF when opponent scores in 70's: 2-5 (35-42)

UF when opponent scores in 80's: 0-6 (5-33)

UF when opponent scores in 90's: 0-0 (0-6)

UF when opponent scores in 100's: 0-1 (0-2)

**First record is
during 2016-17
season (second
is UF's all-time re-
cord under Coach
Amanda Butler)**

SHOOTING PERCENTAGE

UF when shooting at least 40%: 12-11 (149-53)

UF when shooting less than 40%: 2-4 (41-83)

UF when opponent shoots at least 40%: 0-14 (59-116)

UF when opponent shoots less than 40%: 14-1 (127-22)

INDIVIDUAL SCORING

UF when Florida player scores 20 points or more: 8-8 (64-35)

UF when no Florida player scores at least 20 points: 6-6 (125-99)

UF when opposing player scores 20 points or more: 2-11 (57-77)

UF when no opposing player scores at least 20 points: 12-3 (132-58)

UF when 0 Gators score in double-figures: 0-0 (0-7)

UF when 1 Gator scores in double-figures: 0-1 (9-20)

UF when 2 Gators score in double-figures: 2-5 (31-40)

UF when 3 Gators score in double-figures: 5-4 (70-49)

UF when 4 Gators score in double-figures: 6-5 (58-19)

UF when 5 Gators score in double-figures: 1-0 (18-1)

UF when 6 Gators score in double-figures: 0-0 (1-0)

UF when 7 Gators score in double-figures: 0-0 (2-0)

3-POINT SHOOTING

UF when making 5 or more three-point shots: 2-5 (123-72)

UF when making less than 5 three-point shots: 12-10 (66-64)

UF when opponent makes 5 or more three-point shots: 8-12 (98-93)

UF when opponent makes less than 5 three-point shots: 6-3 (91-43)

FREE THROWS

UF when attempting 20 or more free throws: 7-5 (102-40)

UF when attempting less than 20 free throws: 7-10 (87-96)

UF when opponent attempts 20 free throws or more: 4-11 (59-86)

UF when opponent attempts less than 20 free throws: 10-4 (130-50)

UF when attempting more free throws than opponent: 10-2 (121-35)

UF when opponent attempts more free throws than UF: 3-13 (60-97)

UF when attempting same number of free throws: 1-0 (8-4)

FREE THROW PERCENTAGE

UF when FT% is higher than 68%: 8-5 (105-66)

UF when FT% is 68% or lower: 6-10 (84-71)

UF when opponent FT% is higher than 68%: 10-10 (88-82)

UF when opponent FT% is 68% or lower: 4-5 (111-55)

TEAM REBOUNDING

UF when outrebounding opponent: 11-6 (135-49)

UF when outrebounded by opponent: 3-8 (51-82)

UF when rebounds are equal: 0-1 (4-5)

ASSISTS

UF when Florida has 15 or more assists: 8-3 (103-25)

UF when Florida has less than 15 assists: 6-12 (86-111)

UF when opponent has 15 or more assists: 1-11 (24-75)

UF when opponent has less than 15 assists: 13-4 (165-61)

TURNOVERS

UF when committing 17 turnovers or less: 5-8 (97-56)

UF when committing more than 17 turnovers: 9-7 (92-80)

UF when forcing less than 17 opponent turnovers: 1-11 (43-64)

UF when forcing at least 17 opponent turnovers: 13-4 (146-72)

ATTENDANCE

UF when home attendance is 2,000 or higher: 2-3 (21-16)

UF when home attendance is less than 2,000: 1-3 (89-30)

UF when road attendance is 2,000 or higher: 4-5 (25-55)

UF when road attendance is less than 2,000: 1-3 (29-19)

UF when neutral site attendance is 2,000 or higher: 1-0 (10-10)

UF when neutral site attendance is less than 2,000: 5-1 (16-6)

SCHEDULING

UF on Sunday: 5-5 (62-48)

on Thursday: 1-7 (39-48)

on Monday: 0-1 (18-5)

on Friday: 1-1 (20-20)

on Tuesday: 1-1 (18-8)

on Saturday: 2-0 (19-2)

on Wednesday: 3-0 (13-4)

UNIFORM COLORS

When wearing.... [all-time under Butler]

White: 7-4 overall (2-4 home; 0-0 away; 5-0 neutral)

[113-48 overall (96-40 home; 0-2 away; 17-7 neutral)]

Blue: 1-5 overall (0-0 home; 1-5 away; 0-1 neutral)

[29-45 overall (0-0 home; 27-43 away; 2-2 neutral)]

Black: 1-2 overall (0-0 home; 1-2 away; 0-0 neutral)

[22-26 overall (2-0 home; 16-22 away; 4-4 neutral)]

Orange: 3-2 overall (1-1 home; 2-0 away; 0-1 neutral)

[8-3 overall (5-1 home; 3-1 away; 0-1 neutral)]

Pink: 2-1 overall (0-1 home; 1-0 away; 1-0 neutral)

[7-3 overall (4-2 home; 2-1 away; 1-0 neutral)]

BENCH WORK

UF when UF bench outscores opponent bench: 4-7 (135-70)

UF when Opponent bench outscores UF bench: 10-6 (50-57)

Bench Scoring is equal: 0-2 (5-9)

UF when UF bench outrebounds opponent bench: 6-6 (115-66)

UF when Opponent bench outrebounds UF bench: 7-8 (54-60)

Bench Rebounds are equal: 1-1 (10-10)

2016-17 Florida Gators Season & Career Highs

(players listed, alphabetically)

#11 Dyandria Anderson

2016-17 Season Highs		Career Highs
Pts	13-3x last vs. Ole Miss 2/6/17	13-4x last vs. Ole Miss 2/6/17
Rbs	11 vs. Missouri 2/16/17	same
Ast	11 vs. Missouri 2/16/17	same
Stl	6 vs. South Alabama, 11/11/16	same
Blk	1-11x last at Tennessee 2/23/17	1-21x last at Tennessee 2/23/17
Min	40-2x last at Tennessee 2/23/17	same
FG	5-2x last vs. Texas A&M 1/15/17	5-5x last vs. Texas A&M 1/15/17
FGA	11 vs. Texas A&M 1/15/17	12 at South Alabama, 12/1/15
3FG	2 at Mississippi State 1/12/17	2-4x last at Mississippi State 1/12/17
3FGA	4-2x last vs. Texas A&M 1/15/17	same
FT	5-2x last vs. Ole Miss 2/6/17	5-3x last vs. Ole Miss 2/6/17
FTA	8 at Georgia 1/22/17	same

Dbl Fig Scoring Games - 5 in 2016-17 & **10 in Career**
 Dbl Fig Rebounding Games - 1 in 2016-17 & **2 in Career**
 Dbl Fig Assist Games - 1 in 2016-17 & **2 in Career**
 Double-Doubles - 1 in 2016-17 & **2 in Career**

#23 Brooke Copeland

2016-17 Season Highs		Career Highs
Pts	13 vs. NC A&T 12/11/16	15 vs. Char.So. 11/25/14
Rbs	7 vs Long Beach St 12/3/16	8 vs. Georgia 3/1/15
Ast	6 vs Long Beach St 12/3/16	same
Stl	3 at Georgia 1/22/17	3-2x last at Georgia 1/22/17
Blk	1-6x last at Kentucky 2/19/17	3 vs. SaintFrancis 12/20/15
Min	39 vs. Georgia 2/26/17	same
FG	4-2x last vs. Georgia 2/26/17	4-6x last vs. Georgia 2/26/17
FGA	10 vs. Georgia 2/26/17	same
3FG	3-6x last vs. Georgia 2/26/17	4 at Auburn 1/4/15
3FGA	9 at Georgia 1/22/17	same
FT	2-4x last at Alabama 2/12/17	5 vs. Char.So. 11/25/14
FTA	4 vs. South Carolina 1/8/17	6 vs. Char.So. 11/25/14

Dbl Fig Scoring Games - 3 in 2016-17 & **7 in Career**

#24 Tyshara Fleming

2016-17 Season Highs		Career Highs
Pts	15 vs. FAMU 12/21/16	20 vs. Saint Francis, 12/20/15
Rbs	13 at LSU 1/5/17	same
Ast	4 vs Long Beach St 12/3/16	same
Stl	4-2x last at Texas A&M 2/2/17	4-3x last at Texas A&M 2/2/17
Blk	5-2x last vs Long Beach St 12/3/16	5-3x last vs Long Beach St 12/3/16
Min	33 vs. Auburn 1/1/17	same
FG	6-2x last vs. Tennessee 1/26/17	8 vs. Saint Francis, 12/20/15
FGA	10 vs. FAMU 12/21/16	13 vs. Saint Francis, 12/20/15
3FG	0	0
3FGA	0	0
FT	5-3x last vs. Auburn 1/1/17	same
FTA	10 vs. SE Louisiana 12/28/16	same

Dbl Fig Scoring Games - 9 in 2016-17 & **13 in Career**
 Dbl Fig Rebounding Games - 4 in 2016-17 & **in Career**
 Double-Doubles - 3 in 2016-17 & **in Career**

#44 Haley Lorenzen

2016-17 Season Highs		Career Highs
Pts	19 vs. Temple 11/19/16	20 vs. Ball State, 11/27/15
Rbs	12 at LSU 1/5/17	same
Ast	3-3x last at LSU 1/5/17	same
Stl	5 vs. FAMU 12/21/16	same
Blk	3-3x last at Alabama 2/12/17	3-10x last at Alabama 2/12/17
Min	38 at Alabama 2/12/17	same
FG	8-6x last vs. Missouri 2/16/17	9-2x last vs. Kentucky, 1/31/16
FGA	15-4x last at Tennessee 2/23/17	same
3FG	2 vs. Indiana 12/20/16	same
3FGA	2-3x last vs. Indiana 12/20/16	same
FT	7 vs. SE Louisiana 12/28/16	same
FTA	8 vs. SE Louisiana 12/28/16	8-2x last vs. SE Louisiana 12/28/16

Dbl Fig Scoring Games - 21 in 2016-17 & **39 in Career**
 Dbl Fig Rebounding Games - 5 in 2016-17 & **6 in Career**
 Double-Doubles - 4 in 2016-17 & **in Career**

#22 Sydney Morang

2016-17 Season & Career Highs	
Pts	12-2x last vs Arkansas 2/9/17
Rbs	6 vs. NC A&T 12/11/16
Ast	3 vs. SE Louisiana 12/28/16
Stl	5 vs. SE Louisiana 12/28/16
Blk	1-5x last vs. Ole Miss 2/6/17
Min	37 at Alabama 2/12/17
FG	4-3x last at Kentucky 2/19/17
FGA	9 at Vanderbilt 1/29/17
3FG	4-2x last vs Arkansas 2/9/17
3FGA	8-3x last vs Arkansas 2/9/17
FT	1-3x last at Mississippi State 1/12/17
FTA	2-3x last at Mississippi State 1/12/17

Dbl Fig Scoring Games - 3 in 2016-17 & **in Career**

#5 Elif Portakal

2016-17 Season & Career Highs	
Pts	5 vs Long Beach St 12/3/16
Rbs	3 at Chattanooga 11/14/16
Ast	5 vs. South Alabama, 11/11/16
Stl	2 vs. Wofford 11/30/16
Blk	0
Min	24 vs. South Alabama, 11/11/16
FG	2 vs Long Beach St 12/3/16
FGA	6 vs. Wofford 11/30/16
3FG	1-2x last vs Long Beach St 12/3/16
3FGA	3 vs. Wofford 11/30/16
FT	1 at Georgia 1/22/17
FTA	2-2x last at Georgia 1/22/17

Dbl Fig Scoring Games - 0 in 2016-17 & **in Career**

#15 Sydney Searcy

2016-17 Season & Career Highs	
Pts	11 at Arizona St 12/4/16
Rbs	5 vs. FAMU 12/21/16
Ast	2-6x last vs. SE Louisiana 12/28/16
Stl	3-3x last at Northwestern 11/25/16
Blk	1-3x last vs Arkansas 2/9/17
Min	26 at Arizona St 12/4/16
FG	4-2x last at Arizona St 12/4/16
FGA	8-2x last vs. NC A&T 12/11/16
3FG	2 at Northwestern 11/25/16
3FGA	4 at Northwestern 11/25/16
FT	3 vs. SE Louisiana 12/28/16
FTA	5 vs. SE Louisiana 12/28/16

Dbl Fig Scoring Games - 1 in 2016-17 & **in Career**

#00 Delicia Washington

2016-17 Season & Career Highs	
Pts	31 vs. Indiana 12/20/16
Rbs	11 at Alabama 2/12/17
Ast	4-3x last vs. Georgia 2/26/17
Stl	6 vs. SE Louisiana 12/28/16
Blk	1 vs Long Beach St 12/3/16
Min	35 at Mississippi State 1/12/17
FG	12 at Texas A&M 2/2/17
FGA	22 vs. Indiana 12/20/16
3FG	2-3x last vs. Missouri 2/16/17
3FGA	4 at Tennessee 2/23/17
FT	7 vs. Indiana 12/20/16
FTA	16 vs. Indiana 12/20/16

Dbl Fig Scoring Games - 17 in 2016-17 & **in Career**
 Dbl Fig Rebounding Games - 1 in 2016-17 & **in Career**
 20+ Games - 3 in 2016-17 & **in Career**
 Double-Doubles - 1 in 2016-17 & **in Career**

2016-17 Florida Gators Season & Career Highs

(players listed, alphabetically)

#1 Ronni Williams

2016-17 Season	Career Highs
Pts 43 at Vanderbilt 1/29/17	same
Rbs 14 at Vanderbilt 1/29/17	17 vs. Bethune-Cookman 11/8/13
Ast 6 vs. Indiana 12/20/16	same
Stl 4 at Vanderbilt 1/29/17	4-2x last at Vanderbilt 1/29/17
Blk 2-3x last at Alabama 2/12/17	5-2x last at Vanderbilt 2/27/14
Min 37 at Alabama 2/12/17	same
FG 14-2x last at Vanderbilt 1/29/17	same
FGA 23 at Vanderbilt 1/29/17	same
3FG 0	1-3x last at SoCarolina, 2/11/16
3FGA 1-2x last vs. FAMU 12/21/16	1-8x last vs. FAMU 12/21/16
FT 15 at Vanderbilt 1/29/17	same
FTA 17 at Vanderbilt 1/29/17	same

Dbl Fig Scoring Games - 24 in 2016-17 & **75 in Career**
 20-PT Scoring Games (20-29 pts) - 9 in 2016-17 & **10 in career**
 30-PT Scoring Games (30-39 pts) - 3 in 2016-17 & **in career**
 40-PT Scoring Games (40-49 pts) - 1 in 2016-17 & **in career**
 Dbl Fig Rebounding Games - 9 in 2016-17 & **24 in Career**
 Double-Doubles - 8 in 2016-17 & **21 in Career**

NOT PLAYING IN 2016-17

#3 Funda Nakkasoglu

2016-17 Season Highs	Career Highs
Pts 0	37 vs. Pacific, 11/21/15
Rbs 0	8 vs. San Jose State, 3/9/15
Ast 0	9-3x last at Boise State, 1/6/16
Stl 0	5 vs. Utah Valley, 11/20/14
Blk 0	1-4x last v. Tenn. State, 12/19/15
Min 0	46 vs. BYU, 12/22/14
FG 0	14 at Air Force, 1/13/16
FGA 0	25 vs. BYU, 12/22/14
3FG 0	5 at Colorado State, 3/6/15
3FGA 0	9-2x last at Northern Colo., 11/24/15
FT 0	14 vs. San Jose State, 3/9/15
FTA 0	15-2x last San Jose State, 2/18/15

Dbl Fig Scoring Games - 0 in 2016-17 & **53 Career**
 20-PT Scoring Games - 0 in 2016-17 & **30 in Career**
 30-PT Scoring Games - 0 in 2016-17 & **3 in Career**

NOT PLAYING IN 2016-17

#20 Simone Westbrook

2015-16 Season & Career Highs
Pts 20 vs. Kentucky, 1/31/16
Rbs 6-2x last vs. Alabama, 1/21/15
Ast 8 vs. SavannahSt, 11/24
Stl 6-3x last vs. UCF 12/30/15
Blk 1-2x last at Auburn, 2/14/16
Min 29 vs. Kentucky, 1/31/16
FG 7 vs. Kentucky, 1/31/16
FGA 12 vs. Ball State, 11/27/15
3FG 3-4x last vs. Kentucky, 1/31/16
3FGA 6-2x last vs. Alabama, 1/21/15
FT 6 at Wisconsin, 12/10/15
FTA 8 at Wisconsin, 12/10/15
Dbl Fig Scoring Games - 10 in 2015-16 & in Career

Double-Doubles

Dyandria Anderson (2 in career) 1 in 2016-17	Ronni Williams (21 in career) 8 in 2016-17
MISSOURI 11 pts-11 reb	South Alabama 16 pts-10 reb
	at Northwestern 19 pts-13 reb
	vs. Wofford 26 pts-11 reb
1 in 2015-16	SE LOUISIANA 34 pts-12 reb
South Alabama 13 pts-10 reb	at LSU 22 pts-10 reb
	at Vanderbilt 43 pts-14 reb
Eleanna Christinaki (2 in career) 2 in 2015-16	ARKANSAS 15 pts-12 reb
vs. UCF 14 pts-10 reb	at Alabama 19 pts-11 reb
KENTUCKY 12 pts-11 ast	
	8 in 2015-16
Tyshara Fleming (3 in career) 2 in 2016-17	FLORIDA STATE 21 pts-10 reb
vs. Long Beach St. 11 pts-11 reb	KENNESAW STATE 14 pts-10 reb
vs. Tennessee 13 pts-10 reb	SAVANNAH STATE 16 pts-10 reb
at Vanderbilt 12 pts-12 reb	at South Alabama 14 pts-12 reb
	MISSISSIPPI STATE 11 pts-12 reb
Haley Lorenzen (4 in career) 4 in 2016-17	at Ole Miss 11 pts-12 reb
SOUTHEASTERN LA 15 pts-10 reb	TEXAS A&M 20 pts-15 reb
at LSU 18 pts-12 reb	Vanderbilt 10 pts-13 reb
at Georgia 11 pts-10 reb	
vs. Tennessee 17 pts-11 reb	2 in 2014-15
	TENNESSEE 11 pts-13 reb
Delicia Washington (1 in career) 1 in 2016-17	vs. Auburn (SEC) 16 pts-12 reb
at Alabama 12 pts-11 reb	
	3 in 2013-14
	BETHUNE-COOK 15 pts-17 reb
	FLORIDA STATE 14 pts-12 reb
	at Kentucky 19 pts-10 reb

UF's Individual Game Leaders

Leading Scorer in a Game*		
	'17 Season	UF Career
Williams	19	35
Washington	5	same
Lorenzen	1	6
Copeland	1	same
Fleming		2
Westbrook		1
[Christinaki	5	14]
Leading Rebounder in a Game*		
	'17 Season	UF Career
Williams	12	48
Fleming	12	15
Lorenzen	5	13
Washington	3	same
Anderson	2	4
Copeland		3
Westbrook		1
[Christinaki	1	3]

Leader with Assists in a Game*		
	'17 Season	UF Career
Anderson	22	25
Williams	4	9
Washington	4	same
Copeland	2	same
Lorenzen	1	2
Westbrook		10
[Christinaki	3	19]

**also includes games when tie*

Keeping Track

Consecutive Games Scoring

Lorenzen	88
Williams	84
Anderson	24
Washington	17
Fleming	4
Copeland	2
Morang	0 (2x)
Portakal	0 (8x)
Searcy	0 (11x)
[Westbrook	16]
[Christinaki	33]

Double-Figure Scoring Games

	'17 Season	Career
Williams	25	75
Lorenzen	21	39
Washington	17	same
Fleming	10	14
Anderson	5	9
Morang	3	same
Copeland	3	7
Searcy	1	same
[Westbrook	0	10]
[Christinaki	7	24]

Consec. Doub-Fig Scoring Games

Williams	7
Copeland	1

2016-17 Florida Gators Miscellaneous Stats

What We're Wearing

Game Date	Opponent	Jersey Color	UF Result
1 Nov. 11	vs. South Alabama	White	W 85-33
2 Nov. 14	at Chattanooga	Blue	W 72-61
3 Nov. 19	vs. Temple	White	W 83-76
4 Nov. 22	at Arkansas State	Black	W 71-60
5 Nov. 25	at Northwestern	Blue	L 68-73
6 Nov. 30	vs. Wofford	White	W 74-51
7 Dec. 3	vs. Long Beach State	White	W 83-53
8 Dec. 4	at #rv/24 Arizona State	Black	L 63-69
9 Dec. 8	at #8 Florida State	Blue	L 58-83
10 Dec. 11	vs. N.C. A&T	Pink	W 67-38
11 Dec. 20	vs. Indiana	Blue	L 88-102
12 Dec. 21	vs. Florida A&M	White	W 78-65
13 Dec. 28	SE LOUISIANA	Orange	W 102-51
14 Jan. 1	AUBURN	White	L 75-82
15 Jan. 5	at LSU	Blue	L 67-78
16 Jan. 8	#5 SOUTH CAROLINA	White	L 62-81
17 Jan. 12	at #4 Miss. State	Blue	L 49-82
18 Jan. 15	TEXAS A&M	White	L 59-67
19 Jan. 22	at Georgia	Orange	W 76-68
20 Jan. 26	TENNESSEE	White	L 75-84
21 Jan. 29	at Vanderbilt	Orange	W 93-73
22 Feb. 2	at Texas A&M	Orange	L 76-84
23 Feb. 6	OLE MISS	Orange	L 75-84
24 Feb. 9	ARKANSAS	White	W 57-53
25 Feb. 12	at Alabama	Pink	W 66-56
26 Feb. 16	MISSOURI	Pink	L 67-74
27 Feb. 19	at Kentucky	Blue	L 48-67
28 Feb. 23	at Tennessee	Blue	L 70-74
29 Feb. 26	GEORGIA	White	W 65-58
30 March 1			

Three-Point Play Opportunities in 2016-17

	Made FG '17	FT-FTA '17	Career FGs	Career FTs
Williams	24	18-24	55*	37-54
Washington	9	6-9	same	
Fleming	8	4-8	9	5-9
Lorenzen	7	1-7	14	5-14
Anderson	6	4-6	9	6-9
Searcy	1	1-1	same	
Morang	1	0-1	same	
Westbrook			9	4-9
Christinaki			9	4-9
Copeland			2	2-2

	Fouled Att-3FG	FT-FTA	Career 3FGA	Career FTs
Copeland	-	-	1	2-3
Washington	1	2-3	same	

*lane violation nullified one FT attempt

Three-Point Play Opportunities Game Log

Game Date	Opponent	Gator (FTs)
1 Nov. 11	vs. South Alabama	Lorenzen (0-1), Fleming (1-1)
2 Nov. 14	at Chattanooga	--
3 Nov. 19	vs. Temple	Lorenzen (0-1)
4 Nov. 22	at Arkansas St.	Lorenzen (0-1), Fleming (0-1)
5 Nov. 25	at Northwestern	--
6 Nov. 30	vs. Wofford	Fleming (1-1), Washington (0-1)
7 Dec. 3	vs. Long Beach St.	Anderson (1-1), Washington (0-1), Lorenzen (0-1), Washington (1-1), Fleming (1-1)
8 Dec. 4	at #rv/24 Arizona St.	-
9 Dec. 8	at #8 Florida State	Williams (1-1), Williams (0-1)
10 Dec. 11	vs. NC A&T	Washington (1-1), Williams (1-1)
11 Dec. 20	vs. Indiana	Fleming (0-1), Williams (1-1), Fleming (0-1)
12 Dec. 21	vs. Florida A&M	Williams (0-1), Williams (1-1), Williams (0-1), Williams (1-1)
13 Dec. 28	SE LOUISIANA	Williams (1-1), Williams (1-1), Anderson (1-1), Williams (1-1), Washington (1-1), Anderson (0-1), Searcy (1-1)
14 Jan. 1	AUBURN	Williams (1-1), Washington (1-1), Washington (2-3)
15 Jan. 5	at LSU	Fleming (1-1), Williams (1-1)
16 Jan. 8	#5 SO. CAROLINA	--
17 Jan. 12	at #4 Miss. State	Williams (1-1), Washington (0-1), Williams (0-1)
18 Jan. 15	TEXAS A&M	Fleming (0-1)
19 Jan. 22	at Georgia	Williams (1-1), Anderson (1-1), Anderson (0-1), Anderson (1-1), Washington (0-1)
20 Jan. 25	TENNESSEE	Williams (1-1), Lorenzen (0-1), Morang (0-1)
21 Jan. 29	at Vanderbilt	Williams (1-1)
22 Feb. 2	at Texas A&M	Lorenzen (0-1), Washington (1-1), Williams (1-1)
23 Feb. 6	OLE MISS	Lorenzen (1-1)
24 Feb. 9	ARKANSAS	Williams (1-1)
25 Feb. 12	at Alabama	--
26 Feb. 16	MISSOURI	Williams (0-1), Williams (0-1), Williams (1-1)
27 Feb. 19	at Kentucky	Williams (1-1)
28 Feb. 23	at Tennessee	--
29 Feb. 26	GEORGIA	--
30 March 1		

2016-17 Starting Line-Ups

Game#	Record	Line-Up (F-F/C-G-G-G)
1-9	6-3	Williams-Lorenzen-Christinaki-Anderson-Washington
10	1-0	Williams-Lorenzen-Fleming-Anderson-Copeland
11, 18-19	1-2	Williams-Lorenzen-Washington-Anderson-Copeland
12-17	2-4	Williams-Lorenzen-Fleming-Anderson-Washington
20-26	3-4	Williams-Lorenzen-Washington-Anderson-Morang
27-28	0-2	Williams-Fleming-Washington-Anderson-Morang
29	1-0	Williams-Fleming-Washington-Anderson-Copeland

Consecutive Starts

Williams	49 games
Anderson	31 games
Washington	20 games
Fleming	3 games
Copeland	1 game

Total Career Starts at UF

Williams	84	Westbrook	14
Lorenzen	74	Fleming	13
Anderson	47	Morang	9
Washington	28		
Copeland	20		

(Williams 56 that she has played)
 (Westbrook 14 that she has played)
 (Christinaki 20)

Free Throw Tracker

Gator	Current	'17 Season-High	Streak	Made Streak	Last Attempt	Career Best Streak
Dyandria Anderson	made 3	8	2/12/17	at Alabama	14	
Brooke Copeland	missed 1	5	2/26/17	vs. Georgia	7	
Tyshara Fleming	made 4	7	2/26/17	vs. Georgia	7 (this season)	
Haley Lorenzen	made 3	12	2/26/17	vs. Georgia	12 (this season)	
Sydney Morang	missed 2	2	1/26/17	vs. Tennessee	-	
Elif Portakal	missed 1	1	1/22/17	at Georgia	-	
Sydney Searcy	made 2	4	12/28/16	SE Louisiana	-	
Delicia Washington	made 2	10	2/26/17	vs. Georgia	-	
Ronni Williams	made 3	14	2/26/17	vs. Georgia	14 (2016-17)	
<<<<>>>>						
Funda Nakkasoglu						
Simone Westbrook	made 4	0	3/4/16	vs. Kentucky	10	
Eleanna Christinaki	missed 2	13	12/8/16	at Florida St.	15	