

QUISTELLE
WILLIAMS

SARAH
WATKINS

RAZORBACK WOMEN'S BASKETBALL

ALL IN.  ALL THE TIME.



BASKETBALL







TOM COLLEN & RAZORBACK BASKETBALL

3

Postseason
Appearances at
Arkansas

13

Winning Seasons

310

Career Wins

5

Seasons at Arkansas

14

Years as
a Head
Coach

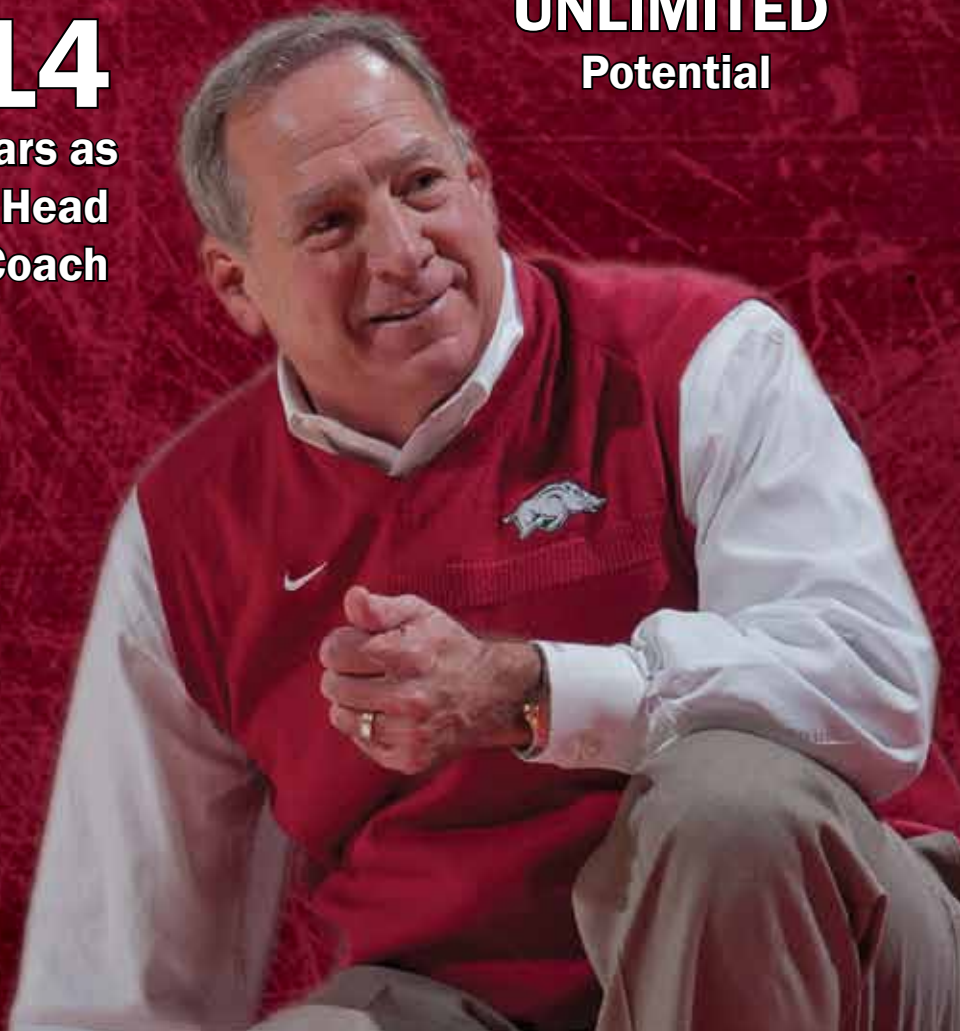
UNLIMITED
Potential

6

All-SEC selections
at Arkansas

12

Postseason
Appearances in his
Career



RAZORBACK BASKETBALL DEFENSE

2

**SEC Scoring
Defense**

2

**SEC Three-Point
Field Goal Defense**

3

**SEC Field Goal
Defense**

2

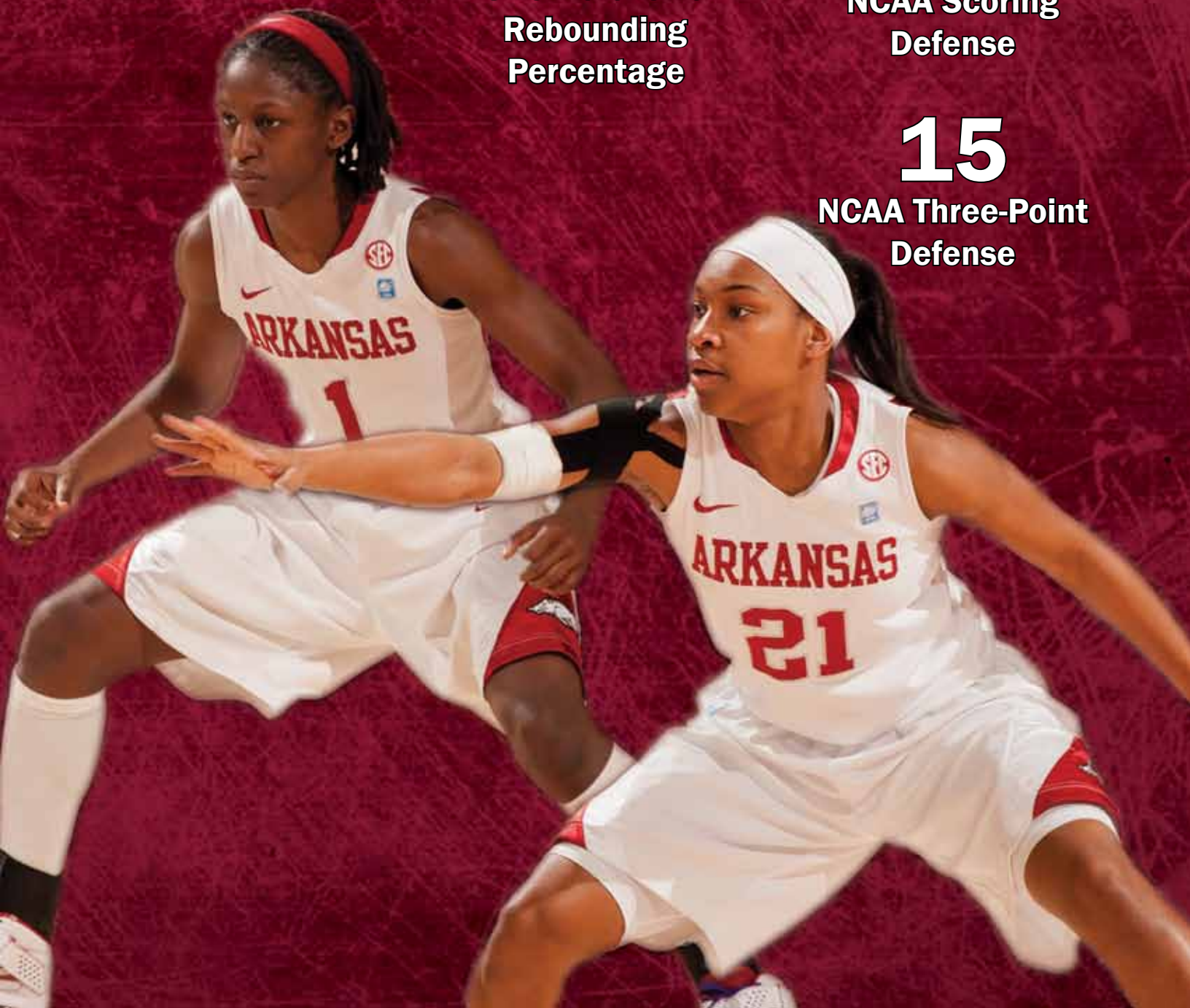
**SEC Defensive
Rebounding
Percentage**

8

**NCAA Scoring
Defense**

15

**NCAA Three-Point
Defense**



THE NEW SOUTHEASTERN CONFERENCE



THE NEW SEC

The SEC was established on December 8 and 9, 1932, when the 13 members of the Southern Conference located west and south of the Appalachian Mountains left to form their own conference. Ten of the 13 founding members have remained in the conference since its inception: the University of Alabama, Auburn University, the University of Florida, the University of Georgia, the University of Kentucky, Louisiana State University (LSU), the University of Mississippi (Ole Miss), Mississippi State University, the University of Tennessee, and Vanderbilt University.

The other charter members were:

The University of the South (Seawane) left the SEC on December 13, 1940. Georgia Institute of Technology (Georgia Tech) left the SEC in 1964. Tulane University left the SEC in 1966.

1991 EXPANSION

In 1991, the SEC expanded from 10 to 12 member universities with the addition of University of Arkansas and University of South Carolina.

The two new teams joined for the 1991–1992 basketball season. At the same time, the SEC split into two divisions—a Western Division comprising most of the schools in the Central Time Zone, and an Eastern Division comprising the schools in the Eastern Time Zone plus Vanderbilt (which is located in the Central Time Zone, but is in the Eastern Division to preserve its rivalry with Tennessee, while Alabama and Auburn are in the same division to preserve theirs despite Auburn being further east than Vanderbilt). This divisional format remains in place today for football and baseball; the divisions have been eliminated for basketball.

Also in 1992, the SEC was the first conference to receive permission from the NCAA to sponsor an annual football championship game, featuring the winners of the conference's Eastern and Western divisions. The 1992 and 1993 SEC Championships

were held at Birmingham's Legion Field, and have since been held at the Georgia Dome in Atlanta.

2012 EXPANSION

On September 25, 2011, the SEC Presidents and Chancellors, acting unanimously, announced that Texas A&M University will join the SEC effective July 1, 2012, with Texas A&M to begin competition in nineteen of the twenty sports sponsored by the SEC during the 2012–13 academic year. On November 6, 2011 the SEC commissioner announced that the University of Missouri will also be joining the SEC on July 1, 2012. For football, Texas A&M will compete in the Western Division, and Missouri in the Eastern Division.

WOMEN'S BASKETBALL IN THE SEC

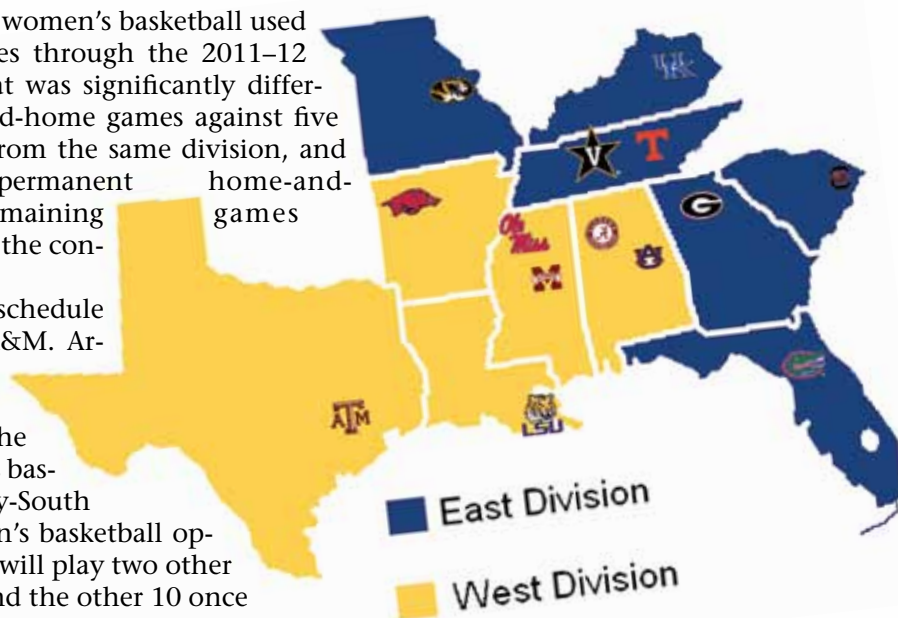
The SEC has historically been the most dominant conference in women's basketball. Since the 2009–10 season, teams have played a 16-game conference schedule with a single league table; prior to that time the conference schedule was 14 games,

THE NEW SOUTHEASTERN CONFERENCE

again in a single table. Like SEC men's basketball, women's basketball used the divisional alignment for scheduling purposes through the 2011–12 season; however, the women's scheduling format was significantly different from the men's. Each team played home-and-home games against five schools—one permanent opponent, two teams from the same division, and two teams from the opposite division; the non-permanent home opponents rotated every two years. The remaining home-and-home games were single games against the six other schools in the conference, with three at home and three away.

The league voted to keep a 16-game league schedule even after the addition of Missouri and Texas A&M. Arkansas and LSU will no longer be permanent opponents, with the Razorbacks picking up Missouri and the Lady Tigers picking up Texas A&M. The other permanent opponents are the same as men's basketball, except for Florida-Georgia and Kentucky-South Carolina (both pairs had been permanent women's basketball opponents before the 2012 expansion). Each school will play two other schools home-and-home during a given season and the other 10 once each. The divisional alignments will no longer play any role in scheduling.

The recent history of SEC women's basketball is dominated by Tennessee, who have won regular season and/or conference championships in 20 of the last 22 seasons, as well as 8 national championships since 1987. In the 28 seasons the NCAA Women's Division I Basketball Championship has been held, SEC schools have reached the Final Four 32 times, more than twice as often as any other conference.



BASKETBALL TOURNAMENT

The SEC Women's Basketball Tournament is currently held a week before the men's basketball tournament. Like the men's version, it is a single-elimination tournament involving all conference members, with seeding based on regular season records. With the expansion to 14 schools, the bottom four teams in the conference standings play opening-round games, and the top four receive "double byes" into the quarterfinals. The winner earns the conference's automatic bid to the NCAA women's basketball tournament.

The tournament, inaugurated in 1980, was originally held on campus sites; the first tournament to take place at a neutral site was in 1987. The two most frequent sites for the tournament have been McKenzie Arena in Chattanooga, Tennessee (seven times) and the Gray Civic Center in Albany, Georgia (six times); however, the tournament was last played in Albany in 1992 and Chattanooga in 2000. Because demand for women's tournament tickets is generally lower than for the men's tournament, it is typically played in a smaller venue than the men's tournament in the same season. The most frequent venues in recent years have been Bridgestone Arena in Nashville and Verizon Arena in North Little Rock, Ark., which have respectively hosted the event five and three times since 2000.

TABLE OF CONTENTS

THIS IS RAZORBACK BASKETBALL

About Razorback Basketball	2-3
The New SEC	4-5
Quick Facts	7
Media Information	8-9
2012-13 Outlook	10-13
This is Arkansas	14
Why Arkansas	15
Academics	16-17
Strength and Conditioning	18-19
Lights, Camera, Action	20-23
The Next Level	24-25
Bud Walton Arena	26-27
Future Practice Facility	28-29
Locker Room	30-31
Tusk IV	32



MEET THE STAFF

Head Coach Tom Collen	34-37
Assistant Coach Nicki Collen	38-39
Assistant Coach Tari Cummings	40-41
Assistant Coach Amber Shirey	42-43
Director of Operations Amber Shirey	44
Support Staff	45-46



MEET THE PLAYERS

2012-13 Rosters	48-49
Erin Gatling	50-51
Kelsey Hatcher	52-53
Sarah Watkins	54-55
Quistelle Williams	56-57
Keira Peak	58-59
Dominique Robinson	60-61
Calli Berna	62-63
Jhasmin Bowen	64-65

Joey Bailey	66-67
Mia Melton	68
Ana-Carlota Faussurier	69
Dominique Wilson	70
Melissa Wolff	71
How To	72-73
Departing Players	74



2011-12 REVIEW

Season in Review	76-81
Results	82
Statistics	83
Superlatives	84
SEC Stats and Standings	85-89
Box Scores	90-98



RAZORBACK RECORDS

Individual Records	100
Individual Records SEC Games	101
Team Records in a Game	102
Team Records-Regular Season/SEC Season	103
SEC Tournament Records	104
Team Records in a Season	105
Class Records	106
Exhibition Game Records	107
NCAA Tournament Records	108
WNIT Records	109
Bud Walton Arena Records	110-111
Barnhill Arena	112
Annual Leaders	113
Career Leaders	114-115
1,000 Point Club	116-119
Honors and Awards	120-124

RAZORBACK HISTORY

Coaching Records	126-127
Year by Year Results	128-145
Arkansas in the SEC/SWC Standings	146-148
Versus Opponents	149-156
Miscellaneous Records	157
By the Numbers	158-159
Letterwinners	160-161
History	162-169
Hall of Honor Selections	170-174



2012-13 OPPONENTS

Non-Conference Opponents	176-178
Collen versus the opponents	179
The SEC	180-181
SEC Opponents	182-194
Arkansas versus Conferences	195-196



UNIVERSITY OF ARKANSAS

The University	197-198
Chancellor Dr. G. David Gearhart	199
FAC Dr. Sharon Hunt	199
Director of Athletics Jeff Long	200
Senior Athletic Department Staff	201-204
Razorback Support Services	205-206
Basketball Support Staff	207
Razorback Foundation, Inc.	208

QUICK FACTS

ARKANSAS WOMEN'S BASKETBALL COACHING STAFF

NAME	POSITION	ALMA MATER	YEAR AT ARKANSAS	CAREER REC.
Tom Collen	Head Coach	Bowling Green, 1977	Sixth (14 career)	310-136 (.695)
Nicki Collen	Assistant Coach	Marquette, 1997	Second (5 career)	113-46 (.711)
Tari Cummings	Assistant Coach	Oklahoma State, 2003	Second (9 career)	178-83 (.682)
Amber Shirey	Assistant Coach	Arkansas, 1992	Twenty-first (same)	263-174 (.601)
Jessica Bowie	Director of Operations	Millsaps College, 2010	First	NA

BASKETBALL FACTS

Head Coach	Tom Collen (Bowling Green, 1977)
Career Record/Years	310-136 (14)
Arkansas Record/Years	101-48 (5)
Arena/Capacity	Bud Walton Arena (19,200)
All-Time Arena Record	323-221 (18 years)
Press Row Phone	479-575-6622
Basketball Secretary	Andrea Blakney
Basketball Phone	479-575-3000

2011-12 REVIEW

Overall Record	24-9 (H: 14-2; A: 6-5; N: 4-2)
Conference Record	10-6 (H: 6-2; A: 4-4)

HISTORY

All-Time Record	673-406
All-Time Conf. Record	204-201 (100-171 SEC Only)
All-Time Conf. Tourn. Rec.	19-28 (10-20)
Conf. Tournament Titles	1 (SWC)
NCAA Tourn. Appearances	10 NCAA
Tournament Record	12-10

GENERAL INFORMATION

Location	Fayetteville, Arkansas
Enrollment	24,595
Colors	Cardinal and White
Founded	March 27, 1871
Nickname	Razorbacks
NCAA Division/Conference	I/Southeastern

UNIVERSITY PERSONNEL

Chancellor	Dr. G. David Gearhart (Westminster Col., 1974)
Faculty Representative	Dr. Sharon Hunt (Arkansas, 1973)
Vice Chancellor and AD	Jeff Long (Ohio Wesleyan, 1982)
Assoc. Vice Chancellor	Bev Lewis (Central Michigan, 1979)
Athletic Department Phone	479-575-4959
Ticket Office Phone	479-575-5151

MEDIA RELATIONS

Mailing Address	131 Barnhill Arena, Fayetteville, AR 72701
Overnight Address	Same
SID Fax	479-575-7481
Press Row Number	479-575-6622
Office Phone	479-575-2751
Assoc. MR Director	Jeri Thorpe
E-Mail Address	jthorpe@uark.edu
MR Office Phone	479-575-5037
Cell Phone	479-283-3344

2012-13 TEAM INFORMATION

Starters Returning/Lost	2/3
Letterwinners Ret./Lost	9/5
Newcomers	4

STARTERS RETURNING

No.	Name	Pos	Ht	Cl	Pts	Rebs	Asts	Blks
4	Sarah Watkins	P	6-3	SR	10.0	4.4	22	63
21	Dominique Robinson	G	6-0	JR	6.6	6.4		

STARTERS LOST

No.	Name	Pos	Ht	Cl	Pts	Rebs
12	Ashley Daniels	F	6-2	SR	7.8	6.4
22	C'eira Ricketts	PG	5-8	SR	11.3	4.5
33	Lyndsay Harris	G	5-9	SR	9.6	2.1

OTHER LETTERWINNERS RETURNING

No.	Name	Pos	Ht	Cl	Pts	Rebs
1	Keira Peak	F	5-9	JR	4.3	3.0
2	Kelsey Hatcher	G/F	5-10	SR	1.1	0.5
11	Calli Berna	PG	5-10	SO	3.6	2.6
14	Erin Gatling	G	5-4	SR	3.2	1.2
24	Quistelle Williams	F	6-1	SR	5.3	4.4
25	Joey Bailey	F	6-1	R-FR	0.4	2.3
42	Jhasmin Bowen	F	6-1	SO	1.1	0.5

OTHER LETTERWINNERS LOST

No.	Name	Pos	Ht	Cl	Pts	Rebs
3	Jamesha Townsend	F	6-2	SR	0.4	2.3
13	Julie Inman	G	5-9	SR	0.2	0.5

NEWCOMERS

No.	Name	Pos	Ht	Cl	Hometown
13	Ann-Carlota Faussurier	F	6-2	FR	Yecla, Spain
23	Mia Melton	G	5-8	FR	Keller, Texas
33	Dominique Wilson	G	5-8	FR	Powder Springs, Ga.
12	Melissa Wolff	G/F	6-0	FR	Cabot, Ark.



MEDIA INFORMATION

ATHLETIC MEDIA RELATIONS

The University of Arkansas Athletic Media Relations office is located on the north side second floor of Barnhill Arena with office hours from 8 a.m. to 5 p.m., Monday through Friday. You can often reach us at Barnhill after hours, but if not, please leave a message on our voice mail system.

POSTAL ADDRESS

University of Arkansas
Razorback Athletic Department
Athletic Media Relations
P.O. Box 7777
Fayetteville, AR 72702

SHIPPING ADDRESS

University of Arkansas
Razorback Athletic Department
Athletic Media Relations
131 Barnhill Arena
Fayetteville, AR 72701

VIA INTERNET

Jeri Thorpe jthorpe@uark.edu
Web Site ArkansasRazorbacks.com
Twitter [RazorbackWBB](https://twitter.com/RazorbackWBB)
Facebook [Razorback Women's Basketball](https://www.facebook.com/RazorbackWomen'sBasketball)

PHONE NUMBERS

Media Relations 479-575-2751
AMR facsimile 479-575-7481
Walton Press Row 479-575-6622
Thorpe, Cell 479-283-3344

INTERVIEW POLICY

Please contact the Athletic Media Relations to arrange interviews with any of the Razorbacks. Our office will be more than happy to set up an appointment with our student-athletes or coaches.

CREDENTIALS

Members of the working media may obtain press passes for Razorback events by writing AMR.

PHOTOGRAPHERS

Photographers are restricted to the mandated baseline locations per NCAA standards. No hand-held strobes or tripods are allowed. Only those making special requests through the AMR will be allowed to

MEDIA RELATIONS OFFICE



Zack Higbee
Dir. of FB Media
Relations



Phil Pierce
Assoc. Media
Relations Director



Jeri Thorpe
Assoc. Media
Relations Director



Robby Edwards
Assoc. Media
Relations Director



Chad Crunk
Asst. Media
Relations Director



Zach Lawson
Asst. Media
Relations Director



Derek Satterfield
Asst. Media
Relations Director



Mary Lynn Gibson
Secretary



Jake Demyan
Intern



Nicole Greiner
Intern



Jordan Ozer
Intern



Emily
Robinson
Graduate
Assistant



Andrew
Reynolds
Graphic
Designer



Walt Beazley
Photographer

shoot from the sidelines, and only during regular season contests.

WORKING AREA

Working media will be seated in the baseline media section. Non-working media will not be seated in the media section. Institutional radio networks are seated on the Walton Arena scorer's table adjacent to their respective benches. A media work room is available. Telephones are available on a first-come, first-serve basis.

WI-FI

Wireless internet access is also provided in the Walton press room and on press row. Please contact AMR for more information.

PRESS CONFERENCE

Tom Collen generally holds his pre-

game press conference 48 hours prior to home games or 48 hours prior to travel for road games. His press conference is held in the Bud Walton Interview Room after practice, usually at 3:30 p.m. Players are available on press conference days; other days by special request.

PRACTICE TIMES, POLICY

Practices are closed to the public and media. **No player or coaches interviews** will be allowed at this time unless media have prior approval from the media relations office.

VIA INTERNET

All Razorback press releases, basketball statistics, game stories and box scores are available on the Athletics Department home page at ArkansasRazorbacks.com.

MEDIA INFORMATION



Jeremy Battjes



Mary Line



Keith Line



Jessica McCarty



Bill Mock



Martha Neal



Ben Pinter



Frank Pinter



David Savage



Jay Rodman



Joe Rodman



Joey Rodman



Jon Williams

The men and women of the Arkansas statistics crew are vital to the operation of our events. Here are a few of the "regulars" who assist us at women's basketball. Several of them have worked not only Arkansas events but also the SEC Tournament, WNIT Tournament and even the NCAA Final Four. They have worked Division I and Division II events and are always ready to travel. Your help is appreciated.

GAME SERVICES

The University of Arkansas employs the StatCrew basketball game statistical packages. Halftime statistics, along with first half play-by-play, are distributed at intermission. A rough box score is available immediately after the conclusion of the game. Final statistical packages are distributed as soon as possible after the game.

POSTGAME INTERVIEWS

Head Coach Tom Collen is available for general interviews after a 10-minute cooling off period. Coach Collen and the visiting head coach may be held on the floor immediately after the game for a one-minute actuality for the University uplink package. Coach Collen and requested players are available in the media interview room. The Razorback dressing room is closed to all media.



FTP SERVICES

The Arkansas Media Relations Office will have highlight packages and press conference video available for media to download through the Razorbacks' FTP server throughout the season. For access to the Razorback FTP server, please contact a member of the Arkansas Media Relations Office.

LIVE RADIO/TELEVISION

The University of Arkansas Athletic Department retains all copyrights to its home events. All visiting radio

stations must contact the AMR 48 hours prior to the game to make arrangements. Non-conference opponents may be subject to line charges as well as rights fees. As per SEC rules, two standard telephone lines and ISDN are reserved for all women's basketball game visiting radio networks. The use of courtesy lines are at the discretion of the visiting SID. Other stations requesting a phone line should contact the University of Arkansas telecommunications office directly. Requests for live or tape-delayed television rights should be made one week in advance, and in writing, to the AMR.

IP-BASED STREAMING

The UA Athletics Department also retains all streaming rights for its home events. Shared streams may be provided to opponents on a reciprocating basis. Please contact Razorback New Media for any requests for IP-based data, audio or video streaming.

CREDITS

The 2012-13 Arkansas women's basketball media guide was written and edited by Associate Media Relations Director Jeri Thorpe. Editorial assistance provided by Mary Lynn Gibson, Celice Clark and the women's basketball staff. Thanks to Dr. Bill Smith and others who have come before me for countless hours

of research and record-keeping.

Photography services by Walt Beazley, Wesley Hitt, Beth Hall, Sarah Blancett, Walt Beazley, Jon Verhoeven, David Coyle, Breck Smither, Bill Smith, Gary Waters, Larry Trussell, Tom Ewart, William Cooksey, Andy Shupe, Wes Harold, Patrick Racey, Russ Wright, David Yerby, William Ewart, AP World Wide Photos.

Cover designs by Andrew Reynolds.

OUTLOOK



ALL IN. ALL THE TIME

The University of Arkansas women's basketball team is coming off its most successful season under head coach Tom Collen. In fact, they are coming off one of the most successful years since joining the Southeastern Conference.

Eight consecutive SEC wins, a program-best tie for fourth place in the standings, two rounds deep into the SEC Tournament matched by a second round appearance at the NCAA Tournament are just a few of highlights.

But now what? Arkansas lost three starters from a year ago including the leading scorer and the leading rebounder. They return to a league full of great teams ready to make their push to the top of the standings and they have two newcomers to the conference schedule to contend with.

But none of that seems to be on the minds of Collen or the Razorbacks. All they see is one team, all in, all the time. The goals remain the same and the commitment to success on the court, in the classroom and in the community are as strong as ever.

"I'm very excited about this team for a variety of reasons," Collen said. "We had a lot of players on the team last year that probably just needed an opportunity to play more and they would have competed at a high level. Some of those players just need the seasoning of game time action."

BACKCOURT

"This year's team has a lot of energy and they are more disciplined than some of my teams in the past," Collen said. "The chemistry is pretty good and we are all on the same page early in the season. Everyone is going to have to contribute and I think that's a positive as long as we stay healthy."

Arkansas graduated one of the most recognizable backcourts in the SEC last year in C'eira Ricketts and Lyndsay Harris. The duo accounted for nearly one third of the scoring for Arkansas last year.

"We lost two four-year starters in C'eira Ricketts and Lyndsay Harris," Collen said. "That's a lot of experience to replace. We have a few players who

have the potential to be just as productive and we'll need them to step up fast as the season begins."

Sophomore Calli Berna returns as the clear leader in the backcourt for the Razorbacks. The Fayetteville, Ark., native was a starter for the entire non-conference season and averaged 25.8 minutes playing in all 33 games in 2011-12.

"Calli started 14 games for us at the beginning of last season, and I consider her a returning starter," Collen said. "She was always on the floor for us in crucial situations and gained a lot of experience. The fact that she made the SEC All-Freshman team says a lot about how the coaches in this league feel about her potential. She is a quiet leader. A good defender. And an excellent shooter. She makes good decisions with the basketball which is a premium quality for your point guard. She must become more aggressive offensively. We will need for her to score more than last season."

Joining Berna are seniors Erin Gatling and Kelsey Hatcher along with

OUTLOOK

freshmen Dominique Wilson and Mia Melton.

Gatling played in 17 games last year and took care of the basketball while on the court.

“Erin is going to be more impactful for us than many conference coaches may realize,” Collen said. “What she lacks in stature at 5’5”, she makes for in desire and hustle. She is an excellent shooter, maybe the best on our roster. She can play the point guard or the shooting guard and replace some of the scoring we lost in Lindsay Harris. I think our fans always appreciated her when she was on the floor and this year I think she will play just as hard but play a little more relaxed. She will help us on the defensive side of the ball as well. She is a mature fifth-year senior that has been waiting for this opportunity for a long time.”

Hatcher is also a fifth-year in-state senior who has improved with each season. She also played in 17 games last year and hit nearly 28 percent from three-point range for the Razorbacks.

“Kelsey has great basketball knowledge and her skill set is excellent,” Collen said. “She can shoot the ball and play the point guard or the shooting guard and will compete for a starting position.”

The freshman class is loaded with ball handlers and all three are expected

to challenge for minutes this year.

“We are really excited about Dominique Wilson,” Collen said. “She worked hard from the day she stepped on campus and has not stopped improving yet. She will give us a great option at the off guard position and will compete with Kelsey and Erin for a starting position.

“She shoots it pretty well and can put it on the floor. Like our other three guards, she can play the point if needed and we feel pretty good with the ball in her hands.”

Melton is a legacy player following in her mother’s footsteps as a women’s basketball player for the Razorbacks. Melton was a defensive stopper in high school and adds depth to the Razorback backcourt.

“Mia is a first-year player for us and has improved a lot since she joined the team,” Collen said. “She has done everything we have asked her to do and has been a great teammate. She knows she has work to do but her mind-set has been very positive.”

FRONT COURT

Arkansas has several options in the frontcourt this year. Six returners with playing time including All-SEC second team selection Sarah Watkins provide both leadership and depth to the three, four and five positions.

2012-13 SCHEDULE

DAY, DATE	OPPONENT	TIME
Nov. 4	Rogers State (Exh)	2 p.m.
Nov. 9	Jackson State (Elem. Day)	11 a.m.
Nov. 15	at Tulsa	TBA
Nov. 19	at Oral Roberts	7 p.m.
Nov. 23-25	at Waikiki Beach Marriott Rainbow Wahine Showdown	
Nov. 23	Oklahoma	
Nov. 24	Hawai'i	
Nov. 25	Oregon	
Nov. 29	Texas Southern	7 p.m.
Dec. 2	Pepperdine	2 p.m.
Dec. 6	Kansas	7 p.m.
Dec. 16	at Furman	1 p.m.
Dec. 19	Mississippi Valley State	7 p.m.
Dec. 21	Northwestern State	7 p.m.
Dec. 28	Coppin State	7 p.m.
Jan. 3	at Auburn*	TBA
Jan. 6	TEXAS A&M*	2 p.m.
Jan. 10	LSU*	7 p.m.
Jan. 13	at VANDERBILT*	TBA
Jan. 17	GEORGIA*	7 p.m.
Jan. 24	at MISSOURI*	TBA
Jan. 27	SOUTH CAROLINA	2 p.m.
Jan. 31	at OLE MISS*	TBA
Feb. 3	at MISSISSIPPI STATE*	TBA
Feb. 7	KENTUCKY*	7 p.m.
Feb. 10	at ALABAMA*	TBA
Feb. 17	MISSOURI*	2 p.m.
Feb. 21	at GEORGIA*	TBA
Feb. 24	TENNESSEE*	2 p.m.
Feb. 28	at FLORIDA*	TBA
March 3	OLE MISS*	2 p.m.
March 6-10	at SEC Tournament	TBA
March 14	SIU-Edwardsville	7 p.m.

Watkins tallied 63 blocks and is third all-time at Arkansas with 161 career rejections. In addition to her shot-blocking ability, Watkins scored 10.0 ppg and scored in double figures in 17



OUTLOOK



contests as a junior. She also had one double-digit rebounding game grabbing a season-best 10 rebounds.

"There is no doubt Sarah Watkins is a key returning player for us after being named to All-SEC team two years in a row," Colleen said. "She is a marked player just like Ricketts and Harris were the last four years. She will need to take her game to another level and be more consistent. She has worked hard this past summer and I think she is up to the challenge. She had a small setback late in the summer when she fractured a bone in her left wrist but should be OK for the start of practice. Her inside outside scoring ability is hard to defend and we need to maximize that talent. She will need to touch the ball on most possessions and make good decisions when the defense comes after her."

Williams stepped up big for the Razorbacks in the postseason last year. Steady all season, she averaged 5.3 ppg and 4.4 rpg with four games, including two in the NCAA Tournament, in double figures.

"Quistelle has a golden opportunity and we all need her to take advan-

tage of it. Someone has to step up and play on Watkins' flank," Colleen said. "Q has, at times, has played like an all conference forward like she did the NCAA tournament last season when she led us in scoring both games. She has good shooting touch and could be our best rebounder."

Peak and 'Nique were defensive stoppers for Arkansas helping the Razorbacks finish in the top 10 in the country in most of the defensive stat categories.

"Keira had a great summer and has started to become a leader for us," Colleen said. "She has always been a hard worker and our fans know they can always count on her best effort. She has become more consistent with her jumper and is working on improving her range. We will be counting on her to give us a little more scoring and rebounding this year.

"Dominique will be a key player for us but will be fighting her way back from off season shoulder surgery," Colleen continued. "She has been held out of contact for a pretty long period of time. I don't worry about her jump-

ing back in and being aggressive because it's one of her greatest qualities. She has always been one of our best on ball defenders and rebounders. She is anxious to get back and have a great year. The tandem of her and Keira has always been something we depend on."

Also returning for Arkansas is Jhasmine Bowen and Joey Bailey. Bowen played in 15 games last year with 3.1 ppg getting some good minutes in her first year.

"Jhasmine has been waiting for the opportunity to show why she was ranked as a top 75 recruit nationally her senior year in high school," Colleen said. "I think she is ready to surprise some people. At first glance she may seem a little undersized in the post but she has three key elects that I think will allow her to succeed. She is incredibly strong, she has soft shooting touch, and without question she gives you everything she has. She has worked hard on her face up game and is in excellent shape. But I still think she can make her living in the low post area. Our fans will be very happy with her

OUTLOOK

emergence this season.”

Bailey saw time in just eight games before a broken nose sidelined her for the remainder of the season.

“We decided to redshirt Joey after she had a facial fracture and I’m glad we went that direction,” Collen said. “She has the maturity now to play beyond her freshman classification. She is another post with good range and excellent work habits. I think she will find a way quickly and compete with Q and Jhasmin for a starting position beside Sarah.”

Two newcomers round out the Arkansas backcourt. Melissa Wolff checks in from Cabot, Ark., where she paced her high school team to the state championship game last year.

“Melissa is another freshman that has a chance to be impactful,” Collen said. “We are not sure where she will play yet, but we know she is versatile. She had to play the post in high school so I know she is tough enough to push and shove if we need her in the high post area. But I think she is a good decision maker and has good shooting touch so she could help us on the perimeter as well. She will compete hard so I know she will find a way to get on the floor and help us.”

Freshman Ana-Carlota Faussurier joins the Razorbacks this year but will

redshirt the 2012-13 season.

“We were hoping to have Ana this season but because the eligibility process for her started a little to late we have decided to redshirt her. I think it will make her transition from Spain to the U.S. a little easier for her, and I think she will be a better player in the long run. She is an excellent face up forward with great shooting touch. She is adapting to the physicality of the American game, but she backs down from no one. Next season I’m certain a will look at her and be glad that she is only a freshman. She already has many years of experience at the highest international level and that experience will pay off somewhere down the line.”

THE BIG PICTURE

“I’m really excited about this team,” Collen said. “We have several players who have been waiting for the opportunity to step up and contribute for a long time.”

Arkansas’ schedule will challenge them early and often, long before the start of the always tough SEC schedule.

The Razorbacks face 11 teams who participated in the postseason a year ago and opens with five of the first six games on the road.

“We have a pretty challenging schedule in the preseason for such an

inexperienced team so it would help to get off to a good start,” Collen said. “Our games early at Tulsa and ORU will be good tests. We will need to play like a veteran team to win on the road. It’s an extended road trip to play in Hawai’i against national power Oklahoma then PAC-12 member Oregon. Throw in a game at host Hawai’i and it’s a tough start to the season. Our toughest challenge may be Sweet Sixteen participant Kansas at home. If we can survive all that with our confidence in tact, we might be ready for the SEC.”

The SEC is always tough and this year the Razorbacks welcome Missouri and Texas A&M to the family. Although the schedule remains at 16 games, the road to one of the top spots in the conference definitely got tougher.

“The SEC will be another challenge. Once again, the schedule is very tough in the first five games. It’s all about survival in this league. The SEC may be tougher this season than any time in it’s history with a lot of league teams returning veteran squads. On the surface, it looks like there are five or six teams that are locks for the NCAA Tourney barring injury. It will be a mad scramble to finish sixth through eighth for a lot of really good teams to make the postseason.”





Located in Fayetteville, the flagship campus of Arkansas resides on a former hilltop farm overlooking the Ozark Mountains. Since the university's founding in 1871, the campus has grown to encompass more than 412 acres and 130 buildings including Old Main, the icon of higher education in Arkansas. Constructed between 1873 and 1875, Old Main was originally known as University Hall. It is the oldest building on the University campus and one of the oldest buildings in the state.



THIS IS

ARKANSAS

UNIVERSITY REMAINS A 'TOP TIER' SCHOOL IN U.S. NEWS 'BEST AMERICAN COLLEGES' SURVEY

The University of Arkansas continues to place among the first tier of national universities in the 2012 edition of America's Best Colleges, the annual consumer survey prepared by U.S. News and World Report. The University of Arkansas is the only higher education institution in Arkansas listed among the 200 schools in the top of the national rankings.

The survey's rankings are based on such categories as academic reputation, faculty resources, graduation and retention rates, student quality and alumni giving.

"The University of Arkansas continues to maintain a strong and reputable position in the annual U.S. News survey," said Chancellor G. David Gearhart. "The survey produces a composite based on a wide range of factors—some quantifiable, some intangible. Overall, the survey results produce two meaningful conclusions. First, we are indeed a high-performing academic institution. And second, we maintain widespread respect among higher education leaders as a nationally prominent public university.

"While I recognize that this annual survey is primarily a consumer resource for parents and students, this 'score card' rates us highly among the nation's universities and colleges. The U.S. News ranking speaks well of our students, faculty, and staff."

The university also remains in the category "A-Plus Schools for B Students," a list of 80 national universities that the publication describes as being places where high school students who are "nonsuperstars have a decent shot at being accepted and thriving."

On the individual college level, the Sam M. Walton College of Business was again among the top 50 business programs among national universities, and top 30 public business schools.

The 2012 rankings were released Tuesday, Sept. 13. U.S. News and World Report informed each college and university of its ranking information the previous day.



WHY CHOOSE

ARKANSAS

The University of Arkansas, the state's flagship university, resides on 345 picturesque acres overlooking the Ozark Mountains. For nearly 150 years, it has been at the center of higher education in the state of Arkansas, and recently has moved to the center of higher education in the nation. Never before in the university's history have its students and faculty been more academically accomplished, its facilities more sophisticated, or its research efforts more inclusive. All indicators of academic success are at record highs and climbing. The university's nearly 25,000 students come from every county in Arkansas and some 100 nations, and they have nearly 200 academic programs in which to study. Through the integration of teaching, research and service that puts students first, the University of Arkansas is taking its place among the nation's great comprehensive academies.

WHAT ABOUT FAYETTEVILLE?

Fayetteville is located in the foothills of the scenic Ozark Mountains and close to metropolitan areas including Little Rock and Tulsa. Fayetteville boasts a thriving cultural scene, easy access to outdoor recreation, eclectic shops, and restaurants that serve everything from comfort food to organic cuisine.

Fayetteville is "one of the country's best-kept secrets with its thriving economy and a family-friendly atmosphere nestled in the Ozark Mountains." – Sperling's Best Places

Outside Magazine "Coolest College Towns in the Nation" ranked No. 23

Forbes Magazine ranked Fayetteville the 7th best college town and No. 4 for Best Places for Business and Careers

Money Magazine has chosen the Fayetteville area as one of the "Best Places to Live in America."

The city has also featured in *Lifestyle Magazine*, *Southern Living*, and *The Best Towns in America* – a where-to-go guide for a better life.



All copy from uark.edu

Senior Walk is the university's longest tradition in miles as well as years. Stories of the origin of Senior Walk vary, but the most common is that it was begun by the class of 1905. A few years later, the class of 1904 added their names on the sidewalk. Each graduating class since then has had their names engraved in the walk. In 1930, slabs were placed for all of the graduating classes prior to 1904. Originally, the names were stamped by hand, but that changed in 1986 when University Physical Plant employees invented the Sand Hog, a machine designed specifically for the purpose of etching the names in Senior Walk. More than 120,000 graduates are now listed on Senior Walk.



THIS IS

ACADEMICS

Recognizing the difficulty of balancing the demands of athletic competition at the highest level and completion of the rigorous academic standards of a Carnegie research-level university, the Razorback Athletic Department provides support services through both facilities and personnel to guide Arkansas student-athletes to their ultimate goal: University of Arkansas diploma.

BOGLE ACADEMIC CENTER

- Access to three floors of quiet study space that helps to foster academic success.
- 20 individual tutor rooms which are perfect for one-on-one tutoring.
- Computer lab with over 30 individual computers, as well as a scanner, copier, and fax machine are at your disposal as a Razorback student-athlete.

TUTORIAL PROGRAM/STUDY HALL

- We have a Tutor Coordinator on staff to help assist student-athletes with finding a tutor for those who may need additional help on a particular class.
- Razorback student-athletes have access to over 75 subject tutors which makes it possible to find a tutor for any subject on campus.

- Tutors can be utilized anytime during the Bogle Academic Center hours of operation.

- To help each student-athlete achieve academic success, each team has their own set hours for study hall which need to be completed each week. Contact the Academic Coordinator for your sport to see when those hours are scheduled.

ACCELERATE PROGRAM

- At the University of Arkansas we have one of the best Accelerate and Learning Specialist programs in the country.
- This program works with student-athletes on a more directed and specialized learning to develop and cultivate the skills it takes to be a successful college student here at the University of Arkansas.
- The Accelerate program is housed within the Bogle Academic Center with two full-time certified specialists and 4 other Graduate students to better accommodate student-athlete success in this challenging program.

STUDENT-ATHLETE DEVELOPMENT & CAREER DEVELOPMENT

- As a Razorback student-athlete you have the opportunity to be involved, and not only better yourself as person, but also better those around you.

-The University of Arkansas is one of only a handful of schools that provide both a Student-Athlete Coordinator and a Career Development Coordinator within the Athletic Department. This staff is located in the Bogle Academic Center which allows student-athletes to have more access to their services.

- We want you to succeed not only in the classroom and on the field, but also in life, by developing into the total person.

You can find more information about our top-ranked program here at the Student-Athlete Development website.

- These staff members are in charge of managing student-athlete housing/meal contracts through University Housing.

- We also coordinate programs and speakers that benefit student-athletes in areas such as personal health, stress management, financial planning, alcohol and drug education, gambling and social development.



THIS IS

ACADEMIC SUCCESS

2012-13 RAZORBACKS

Accounting	1
Jhasmin Bowen	
Kinesiology	2
Sarah Watkins (App. Ex. Science)	
Melissa Wolff (EXPP)	
Communication	2
Kelsey Hatcher,* Dominique Robinson	
Communication Disorders	1
Calli Berna	
Human Development and Family Sci.	1
Kiera Peak	
Journalism (PR and TV)	1
Joey Bailey	
Kinesiology	1
Erin Gatling*	
Pre-Nursing	2
Ana-Carlota Faussurier, Dominique Wilson	
Psychology	1
Mia Melton	
Sociology and Criminal Justice	1
Quistelle Williams	

*Bachelor's degree in May 2012. Currently in graduate school



Ashlea Williams walks at the 2011 graduation ceremony.



THIS IS

SUTTON STRENGTH AND CONDITIONING CENTER

The University of Arkansas is one of the few institutions with a strength and conditioning center built specifically for the needs of the Olympic sport student-athlete. The Sutton Strength and Conditioning Center is housed in the Bev Lewis Center in the heart of the Athletic Valley.

Construction began in December 2001 and the facility opened in April 2004. The 7,000 square foot strength and conditioning center features Olympic weights, plyometric training, aerobic equipment and selectorized weight machines all under in one room.

Todd Barbour oversees the Razorback women's basketball team in the weight room.



THIS IS

THE BEV LEWIS CENTER





THIS IS

LIGHTS, CAMERA, ACTION



The Razorback women's basketball team likes the big stage and has at least seven games scheduled for television this year. Arkansas' television appearances include games on COX Sports, FOX Sports Network, the SEC Network and the ESPN family of networks. In addition, the Razorbacks take advantage of our own in-house production on RazorVision. Each home game is produced and broadcast on ArkansasRazorbacks.com and is available for a subscription fee. Log on and check it out today!





WATCH US

2012-13

Dec. 6	Kansas	COX
Jan. 6	Texas A&M	FSN
Feb. 3	at Miss State	FSN
Feb. 17	Missouri	COX
Feb. 21	at Georgia	FSN
Feb. 24	Tennessee	SECN
M. 6-10	SEC Tournament	FSN/ESPN

2011-12

Stephen F. Austin	CST	7 p.m.
at Kentucky	UK/IMG/FSN	5 p.m.
TENN.	ESPNU	2:30 p.m.
AU	FSN	1:30 p.m.
at LSU	FSN	2 p.m.
at AU	ESPN2	1:30 p.m.
LSU	CST	7 p.m.
at TENN.	FSN	6 p.m.
at S. Car.	SEC Network	1 p.m.
SEC Tournament	FSN	TBA

2010-11

#12 Oklahoma	COX	W, 67-57
at FL	SUN	L, 53-64
at Miss State	FSN	W, 61-56
GA	CSS	L, 56-59
#5 TENN.	SEC Network	L, 53-72
S. Car.	ESPNU	L, 62-64 (OT)
AU	ESPN2	L, 59-64
at Ole Miss	COX	W, 56-53
FL (SEC)	FSN	L, 59-68

2009-10

at Ala.	COX	W, 66-62
at #5 TENN.	FSN	L, 74-57
at S. Car.	ESPN2	W, 72-68
at #20 LSU	COX	L, 70-53
at #24 GA	SEC Network	L, 69-48
Vanderbilt	FSN	L, 65-64 (OT)

2008-09

Texas Tech	COX	L, 60-75
at Kentucky	BBN	L, 63-72
at Miss State	SEC/FSN	W, 65-62
at #20 VU	SEC/FSN/L	61-72 (OT)

at LSU	SEC/FSN	L, 53-68
Ole Miss	COX	W, 70-59
Ole Miss (SEC)	FSN	L, 60-65

2007-08

Northwestern St.	COX	W, 59-43
at Ole Miss	FSN	L, 55-63
at Ala.	COX	W, 63-49
FL	SunSports	L, 74-92
at #6 LSU	COX	L, 46-83
AU (SEC)	FSN	L, 51-73

MEDIA TRAINING

The University of Arkansas and the Razorback Athletic Department provide its student-athletes and coaches with media training several times throughout their careers.

The goal of the training is to improve communication skills in front of the camera and in real-world situations such as job interviews.

The Razorbacks utilize several outside agencies as well as in-house training for its student-athletes and coaches in an on-campus setting.

Some of the techniques that are discussed include the nuances of print and electronic media, the importance of speaking clearly and how to better tell our story.

Student-athletes and coaches alike go through mock interviews and review their tapes in an effort to improve confidence and comfort when conducting actual interviews.

SOCIAL MEDIA (@RAZORBACKWBB AND ON FACEBOOK)

Included in the training for student-athletes and coaches is training in the use of social media. The Razorback Athletic Department uses a department-wide Facebook page and has a Twitter account to inform fans of the program about what's going on.

But equally important are the social media guidelines that are passed on to student-athletes and coaches. Social media is a great way to communicate, and the Razorbacks have designed a policy that helps student-athletes and coaches reach a new demographic of fans in the electronic age.



ARKANSASRAZORBACKS.COM

THE OFFICIAL WEBSITE OF THE ARKANSAS RAZORBACKS

-  NEWS & RESULTS
-  COACH & PLAYER BIOS
-  SCHEDULES
-  ROSTERS
-  LIVE GAME BLOGS



-  LIVE VIDEO
-  LIVE STATS
-  LIVE AUDIO
-  ON DEMAND VIDEO
-  FULL GAME VIDEO REPLAYS

VISIT

ARKANSASRAZORBACKS.COM

FOR THE LATEST NEWS, SCORES, SCHEDULES AND HIGHLIGHTS



GET GREAT PHOTOS, GIFTS AND MORE
ARKANSASRAZORBACKS.COM/PHOTOSTORE

DOWNLOAD MOBILE APPS
AT ARKANSASRAZORBACKS.COM/MOBILE



THIS IS

RAZORBACK HOOPS

You want basketball? We've got basketball.

Fans can follow the University of Arkansas women's basketball team on television, on radio and on the internet via a variety of platforms and broadcasts.

This year, the Razorback women's basketball team begins its 24th consecutive year of complete season broadcasts.

For the fourth year, the games air as a part of the Arkansas Sports Radio Network, a division of Razorback Sports Properties.

Andrew Reynolds returns for his third season calling all of the action. Reynolds began his association with the Razorback media relations office while just a freshman in college. He got his start calling volleyball, soccer and softball while also serving as the public address announcer for several Razorback teams. He also serves as the department's graphic designer.

In addition to the radio broadcasts, fans can pull up to the tube and catch the Razorbacks in primetime for eight regular-season television broadcasts.

Arkansas' television schedule includes games broadcast on FSN (FS South, FS Southwest, SunSports), the SEC Network (over-the-air syndication), CSS (Comcast Sports Southeast) and the ESPN family of networks.

The Razorbacks also added two opponents on COX Sports television in Kansas and Missouri.

Yet another option for fans is the live streaming feature of RazorVision as a part of ArkansasRazorbacks.com. All home games and many road contests are available on-line for a small subscription fee. Log on to ArkansasRazorbacks.com and click on the RazorVision link for more information.

Arkansas head coach Tom Collen also has a regular coach's show that airs on-line at ArkansasRazorbacks.com.

"Courtside with Tom Collen," an award-winning production, is a weekly 30-minute show that airs during the regular season. The show features interviews, game reviews and player profiles throughout the season.

Director of New Media Blair Cartwright (above) returns as the host and the show is available free of charge on ArkansasRazorbacks.com.



This year's affiliates include:			Fort Smith	KFPW-AM	1230
Little Rock	KABZ-FM	103.7	Barling	KFPW-FM	94.5
Fayetteville	TBA		Rogers	KURM-AM	790



THIS IS

THE NEXT LEVEL

The Razorbacks have contributed to the WNBA ranks with four players who have made the rosters. A fifth was invited to try out but did not make the opening day roster. A sixth player, C'eira Ricketts, was the 24th overall pick in the 2012 draft but did not make the roster.

Ricketts went on to play overseas for the Flying Foxes in Austria. Teammates Lyndsay Harris and Ashley Daniels also went overseas in 2012-13. Harris plays in Spain and Daniels in Portugal.

The most notable player is Shameka Christon. Christon is the most successful Arkansas women's basketball player in the WNBA.

The former SEC Player of the Year and SEC Legend remains the highest drafted women's basketball player in Arkansas history when she

was taken fifth overall in the first round by the New York Liberty.

Playing in 33 of 34 regular-season games as a contributor from the bench, Christon helped the Liberty to a second-place finish in the Eastern Division in 2004 and was selected to the All-Star team in 2009 when she led the Liberty with 16.1 ppg and 31.7 minutes-per-game.

Christon was traded to the Chicago Sky for the 2010 season averaging 8.5 ppg and 2.4 rpg and apg.

In the past seasons, Arkansas has sent 12 of its star players into the professional ranks, with four of the most notable standouts helping their teams reach the WNBA playoffs during their rookie seasons.

Lauren Ervin joined her team in 2009. The Connecticut Sun drafted Ervin in the third

round of the 2008 WNBA Draft even though the double-double post threat could not play the 2008 season due to a college career ending ACL injury.

Wendi Willits came home in 2001 with a World Championship ring as a member of the Los Angeles Sparks. Willits became the second Razorback to make a WNBA regular-season roster. Signed by the Sparks as a free agent, Willits survived the preseason games and graduation to make the opening day roster for L.A.

It was ironic that Willits' Sparks knocked off her former Arkansas' teammate's old WNBA team.

In 1998, Christy Smith became the first Razorback women's basketball player to go to the WNBA. She was the only WNBA player to go from the 1998 Women's Final Four to the 1998 WNBA Playoffs.



CHRISTY SMITH AND WENDI WILLITS

Rookie Impact

All three of Arkansas' former standouts who made WNBA rosters have helped their teams into the WNBA Playoffs during their rookie seasons. Shameka Christon was part of the turnaround in New York as the Liberty made the WNBA Playoffs in 2004 and Christon was named to the WNBA Rookie Team. Christy Smith went from Final Four to WNBA Playoffs in the same year while Wendi Willits was a member of the LA Sparks' first WNBA Championship.

Her pro career in 1998 resembled her college days at Arkansas. Drafted 17th overall as the second-round pick of the Sting, Smith started the first 13 games of the WNBA season. Her rookie season looked promising until a broken right pinkie sidelined her for six games. She came back to start the season finale for the Sting and played in the Stings' playoff series with eventual WNBA champion Houston.

In 2002, there were four former Arkansas players in WNBA camps. Joining Willits were three free agents, Amy Wright with the Detroit Shock and Karyn Karlin and Shaka Massey with the Miami Sol.

After the 2003 season, Dana Cherry joined Arkansas' WNBA draft list. While union negotiations prevented a draft camp, Cherry impressed the scouts dur-

ing her senior season to become the 23rd player taken in the 2003 draft, selected by the Charlotte Sting.

Cherry's teammate India Lewis took her three-point shooting skills to The Netherlands to play for BV Laby in Amsterdam in 2003 and 2004. Brittney Vaughn earned a spot on the Minnesota Lynx training camp roster and played in exhibition contests in 2008.

Arkansas isn't limited to the WNBA. Karyn Karlin had the chance to play with three pro teams in the year prior to her 2002 training camp appearance with the Sol -- the Finnish league before being picked up by Calais in the French league then on to the Birmingham Power of the National Women's Basketball League.



LAUREN ERVIN

Celia Anderson signed to play with the Alexander the Great team based in Thessaloniki. Despite being the shortest American post in the league, Anderson led the Greek pro circuit in rebounding during the 2002 season. She has returned to Arkansas to pursue a master's degree.

Another member of the Final Four team, Treva Christensen saw action in the Finnish league in 2002 for the Insoo team.

Former Kodak All-American Delmonica DeHorney played for Japan Air Lines for a season after she led the Razorbacks to the NCAA West Regional Finals in 1990 and the Sweet 16 in 1991. DeHorney also played pro ball briefly in France.

Smith was the second Razorback to participate in the WNBA predraft camp. Her former teammate, Kimberly Wilson, worked



BRITTNEY VAUGHN

out during the first-ever predraft camp in 1997. Smith also holds the distinction of being the second Lady'Back drafted by an American pro league. Cheryl Orcholski was drafted by the Columbus Minks of the old Women's Basketball Association.

ANOTHER CONNECTION

In 2009, the WNBA announced an expansion team that would be located in Tulsa, Okla., and shortly after, the league announced former Razorback men's head coach Nolan Richardson would be the team's first head coach.

Richardson and the Tulsa Shock played to a 6-28 inaugural season record. Richardson also added former Razorback men's assistant coach Wayne Stehlik to the bench as an assistant.

RAZORBACKS IN THE PROS

Celia Anderson.....	Alexander the Great (Greece), 2001	Ashley Daniels	Gdessa/Darreiro FLIGA (Portugal)	Cheryl Orcholski.....	Columbus Minks (WBA), 1984 [40th pick of 1984 draft]
Lonniya Bragg.....	Atlanta Flame (WBCBL), 2006/MVP, 2006 Sundsvall Saints (Sweden), 2008	Delmonica DeHorney	Japan Air Lines, 1991	C'eira Ricketts.....	Phoenix Murcery (WNBA), 24th pick overall; 2nd rd.
Dana Cherry.....	Charlotte Sting (WNBA) 23rd pick overall; 2nd round, 2003 draft	Lauren Ervin.....	Connecticut Sun (WNBA), 2008-09 (37th pick overall, 3rd rd, 2008 draft) Sundsvall Saints (Sweden) 2009	Christy Smith.....	Charlotte Sting (WNBA), 1998 & 1999 (17th pick overall; 2nd rd, 1998 draft)
Treva Christensen.....	Insoo (Finland), 2002	Lyndsay Harris.....	Hondarriua-Irun (Spain)	Brittney Vaughn.....	Minnesota Lynx (WNBA), 2008 Visby (Sweden), 2008-09
Shameka Christon.....	New York Liberty (WNBA), 2004-2009 Chicago Sky (2010-present) 5th pick overall; 1st rd, 2004 WNBA draft; All-Star Team, 2009 Rivas Futura (Spain) 2006 Elizur Ramla (Israel D. I), 2004-05 Hondarriua-Irun (Spain), 2008 Orenburg (Russia), 2009	Karyn Karlin.....	Birmingham Power (ABL), 2002 Miami Sol (WNBA), 2002 camp BC Nokia (Finland), 2001 Calais (France), 2001	Rochelle Vaughn	Dallas Lady Diesel (WBCBL), 2006 Russia, 2008-09
		India Lewis	BL Levy (Holland), 2004	Wendi Willits.....	Los Angeles Sparks (WNBA), 2001 [Free agent]
		Shaka Massey	Charlotte Sting (WNBA), 2000 (59th pick overall; 4th rd, 2000 draft)	Amy Wright	Detroit Shock (WNBA), 2002 camp



THIS IS

BUD WALTON ARENA

Arkansas begins its 20th season in Bud Walton Arena – The Basketball Palace of Mid-America.

When Arkansas joined the Southeastern Conference in August of 1990, then Razorback Men's Athletic Director Frank Broyles knew the athletic facilities had to be upgraded to contend in America's most nationally competitive league.

His attention turned immediately to basketball. The men's basketball team had been very successful, coming off a Final Four trip earlier that year, but they, along with the women's team, played in 9,000-seat Barnhill Arena. One day, Bud Walton, co-founder of Walmart, visited Broyles and asked him what Arkansas needed most to be competitive in the SEC.

Broyles mentioned the need for additional basketball seats and was asked by Walton what a new arena would cost. The figure \$30 million was discussed and Walton offered to pay half. From that visit, fabulous Bud Walton Arena was born.

Ground breaking to grand opening was accomplished in a remarkable 18 months. The Razorbacks played in Bud Walton for the first time in November of 1993. Everything went perfectly during the first full year. Not only did Arkansas men's team sell out the arena, the Razorbacks were unbeaten in their new home (16-0) and won the 1994 national championship.

Bud Walton Arena houses a deluxe museum on the ground level

that includes a tribute to Arkansas' 1994 NCAA Men's Championship and multiple Final Four appearances by both programs as well as the history of Razorback basketball, track and field, baseball, tennis and golf. Eye-catching displays on the concourse level salute recent Razorback highlights.

The 2004 season marked the debut of a new custom scoreboard in the shape of a basketball hoop. The board, 24 feet, three inches wide by 22 feet tall, features four video screens, each 12 feet, six inches wide by eight feet, 10 inches tall. An LED ring at the top is used to display game statistics.

Enhancements prior to the 2009 season included the addition of



BUD WALTON FACTS

Opened..... 1993
 Capacity 19,200
 First Women's Game80-68 win
 DePaul, Dec. 8, 1993
 Record at Bud 360-111 (19)
 Collen at Bud 60-14 (5)
 Biggest Women's Crowd 14,163
 67-64 win over Wisconsin
 March 23, 1999 (WNIT title)
 Most Points in a Game..... 110
 vs. Providence, Nov. 16, 1998
 NicknameThe Basketball
 Palace of Mid-America
 Scoreboard.....22 Feet Tall
 Four video boards 12'6"x 8'10"
 Named.....For James "Bud" Walton
 co-founder of Walmart
 Did you know...When Bud Walton
 was built, it had more seats in
 less space than any other facility
 of the same type in the world.

courtside seating, electronic signage at the scorer's table, new retractable seats in the lower level, electronic ribbon boards along the bottom of the upper deck, replacing the Razorback on the court with the classic Razorback logo and opening up the student section by converting it from chairback seats to benches.

Eight suites were added prior to the 2008 season, raising the total to 47.

Changes to the facility took place again for the 2011-12 season, most noticeably, a new paint scheme on the court along with some behind-the-scenes updates.

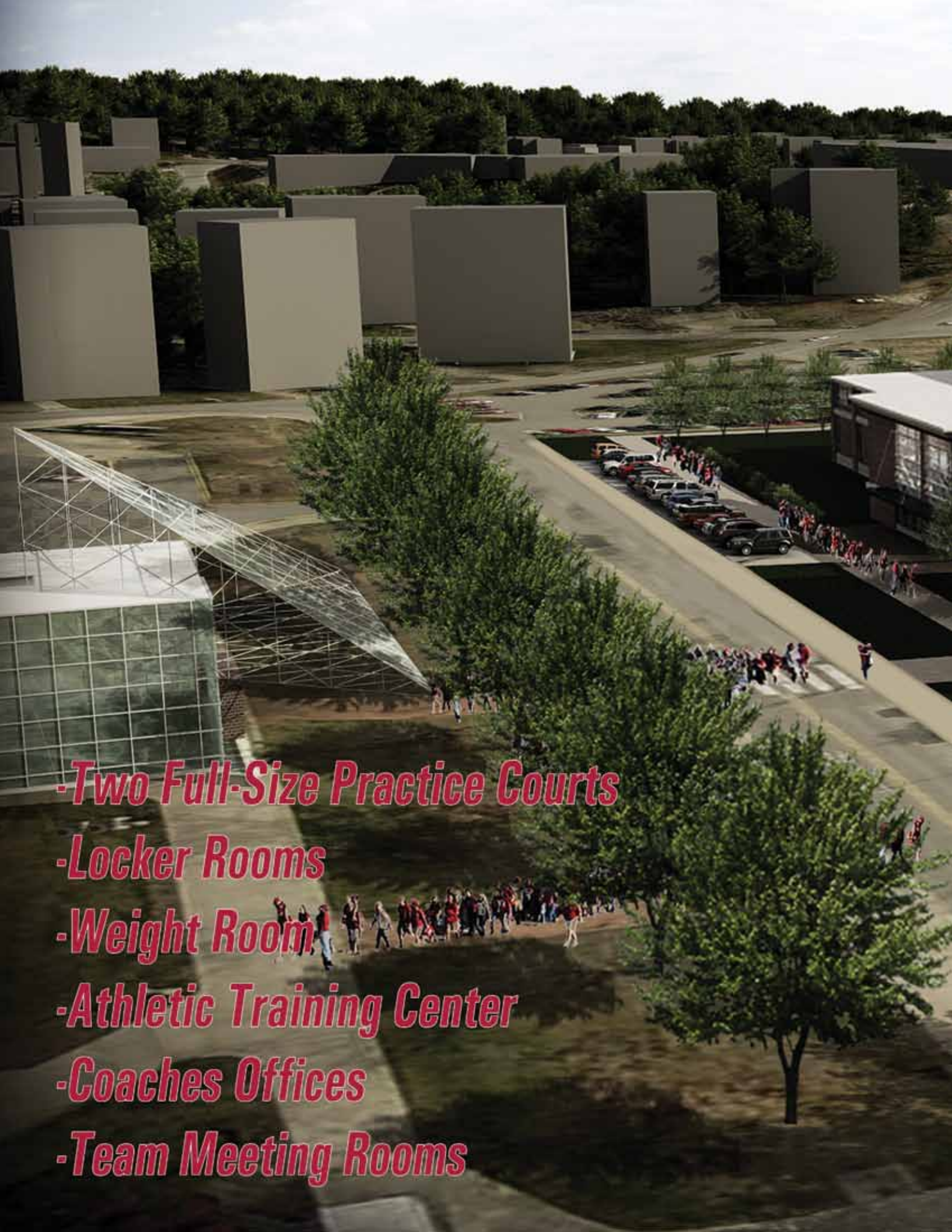
As captivating as the displays, museum and championship banners are hanging from the arena floor's ceiling, the aspect of the facility demanding the most attention is spirit. Every game still produces an NCAA Tournament-type atmosphere with the exception of the crowd, which

is anything but neutral. According to Rosser International in Atlanta, when the arena was built, there were more seats in less space than in any such facility in the world.

It's no wonder the noise level can be absolutely ear-splitting.

From pre-game to post-game, Bud Walton Arena is perfectly choreographed with the band, spirit groups, lighting system, public address, scoreboard and team. Each game at Walton is a rich experience leaving Razorback fans hungry for more.





- Two Full-Size Practice Courts*
- Locker Rooms*
- Weight Room*
- Athletic Training Center*
- Coaches Offices*
- Team Meeting Rooms*

FUTURE RAZORBACK BASKETBALL FACILITY





THIS IS

OUR HOME AWAY FROM HOME







TUSK IV

THIS IS

A MASCOT LIKE NO OTHER



The wild hogs known as razorbacks native to the Arkansas wilderness bear no resemblance to the typical barnyard pig of today. The untamed razorback hog was a lean, feral animal that was ill-tempered. It fought and defeated anything that crossed its path, man or beast. Turn of the 20th century outdoor magazines lauded the razorback as “the most intelligent of all the hogs and is likewise the most courageous. . . . He has a clear, farseeing eye.”

Except for the rare sighting in the Australian Outback, the Razorback only exists today in the form of Arkansas’ players and fans. A Russian boar, which closely resembles the wild hog of Hugo Bezdek’s day, currently serves as the official live mascot.

Tusk IV is cared for by the Stokes family of Dardanelle, Ark., and travels to home games and special events for the Razorbacks. Tusk IV is supported by the legacy program known as the Tusk Fund, and fans can participate by sending their support care of the Razorback Foundation, Inc. Tusk III made his debut in 2010 after the unexpected passing of his brother, Tusk II, following Arkansas’ AutoZone Liberty Bowl win over ECU in January, 2010.

Tusk IV began making appearances in the spring of 2011 and assumes a full schedule of duties for the 2011-12 season.

While yearbook references as early as 1914 of a hog on the sideline at football games, a formal live mascot prior


to the Tusk line dates back to the 1960s with a series of hogs that represented Arkansas. In addition to appearances at games, they have gained a reputation for fierce behavior.

Big Red III escaped from an exhibit near Eureka Springs in the summer of 1977 and ravaged the countryside before being gunned down by an irate farmer. Another live mascot, Ragnar, was a wild hog captured in south Arkansas by Leola farmer Bill Robinson. Before Ragnar’s spree was done, the mighty animal had killed a coyote, a 450-pound domestic pig and seven rattlesnakes. Ragnar died in 1978 of unknown causes.

TOM COLLEN **NICKI COLLEN** **TARI CUMMINGS** **AMBER SHIREY** **ALONG WITH**
JESSICA BOWIE **JEFF BRAZIL** **ANDREA BLAKNEY** **AND THE MANAGERS**

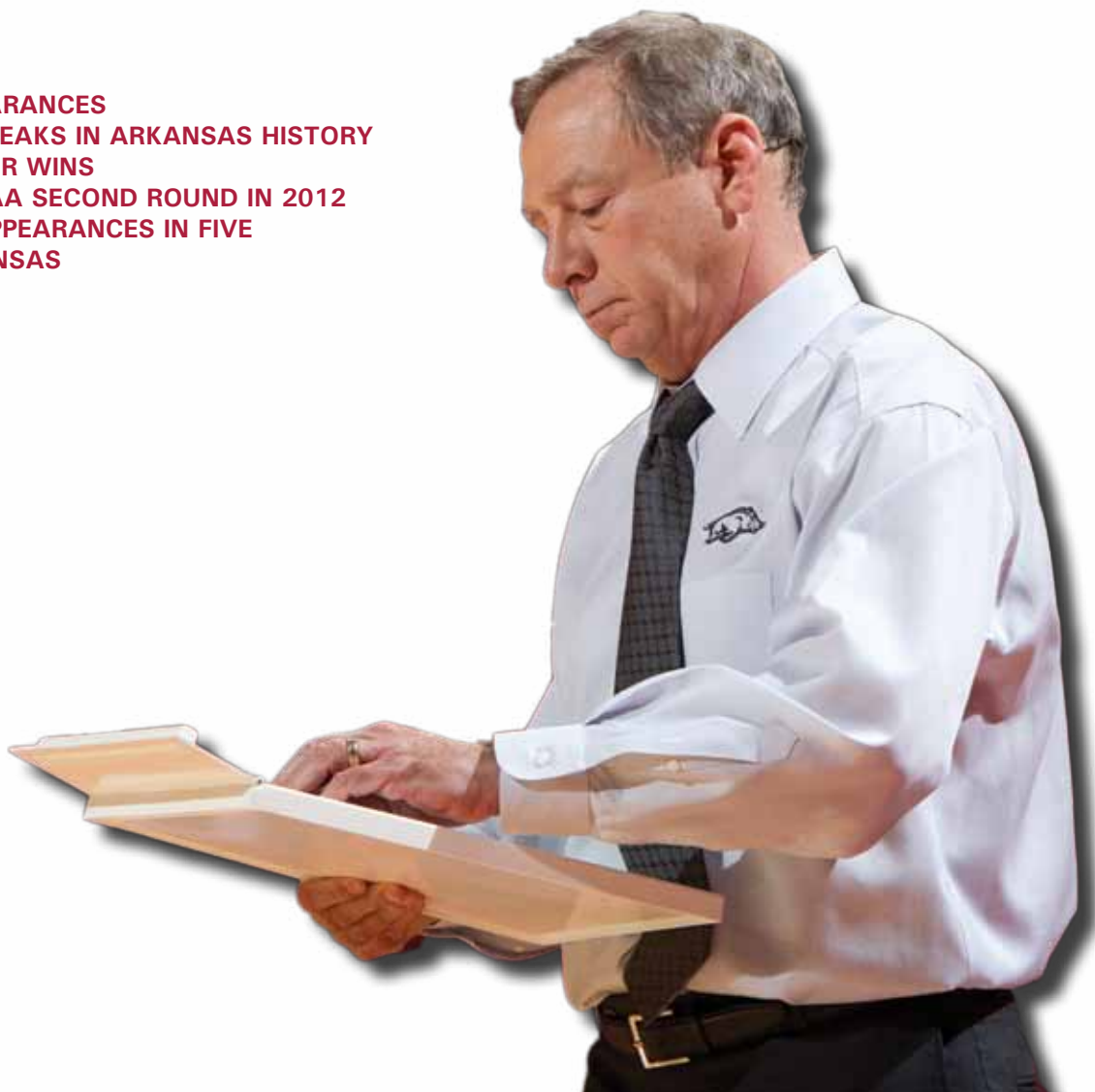
STAFF

RAZORBACK WOMEN'S BASKETBALL



HEAD COACH TOM COLLEN

- 13 WINNING SEASONS
- 11 POSTSEASON APPEARANCES
- TOP TWO WINNING STREAKS IN ARKANSAS HISTORY
- MORE THAN 300 CAREER WINS
- LED ARKANSAS TO NCAA SECOND ROUND IN 2012
- THREE POSTSEASON APPEARANCES IN FIVE YEARS AT ARKANSAS



TOM COLLEN

Head Coach ♦ Sixth Season at Arkansas

When Tom Collen answered the call to return to the University of Arkansas, he knew he was coming home.

The seventh head coach in Razorback history, Collen served as the first assistant head coach during the mid-1990s. His recruiting work led to one of the greatest moments in Arkansas history – the 1998 Final Four.

His recruits were the key to a golden age of women's basketball at Arkansas in the mid-to-late 1990s. It would be the same process in the 21st century, and Collen got to work immediately.

The fall signees for the Class of 2008 put the Razorbacks among the top 25 in recruiting.

By January 2008, Collen had the current Razorbacks in The Associated Press Top 25. That made Collen only the ninth coach in women's college basketball history to take three different programs into the AP rankings, and he had done it in only 10 seasons.

In his five seasons with the Razorbacks, Collen has coached six all-Southeastern Conference selections including SEC Co-Freshman of the Year C'eira Ricketts and the SEC's Sixth Player of the Year Charity Ford.

His Arkansas teams have produced one WNBA draft selection, nine All-SEC selections, five league community service team picks and several SEC Players of the Week and made four postseason appearances.

In his most recent season with the Razorbacks, Collen guided the team to several "firsts" and program bests. The 2012-13 edition of the team returned to the NCAA Tournament reaching the second round before a very close, two-point loss sent Arkansas home.

HEAD COACH TOM COLLEN

Collen guided the Razorbacks to a program-best eight consecutive SEC wins, a 10-win season and a tie for fourth place in the final standings.

He was voted as the SEC Coach of the Year, the first ever Arkansas woman's coach and just the second Razorback basketball coach, ever selected. Collen went on to the national ballot for NCAA Coach of the Year.

As he enters the 2012-13 season, Collen ranks 18th in the nation among active coaches with 10 or more years of experience with a .695 winning percentage.

Collen's road home to Arkansas started in the Blue Grass state.

Settled in at Louisville and putting the Cardinals in the top 25 and the NCAA second round, Collen earned his 200th career victory that season and seemed ready to move UL into the Big East elite.

Then, the phone rang and Collen came home.

"Some of my fondest memories both as a person and as a coach are from my time in Fayetteville," Collen said. "I have always felt that Arkansas has the potential to excel at the national level. We proved that during my tenure here as the recruiting coordinator that resulted in an appearance at the Final Four."

Collen served as the recruiting coordinator for four seasons at Arkansas from 1993 until departing to become the head coach at Colorado State in 1997.

"I know the keys to success in building this program to new heights. I know we need to keep the best players in the state, and I will do everything in my power to make that happen," Collen said.

In his final two seasons with Arkansas, Collen was promoted to assistant head coach for the Razorbacks.

"I developed great working relationships with many of the people here and those friendships proved to be very important in the decision to return to Arkansas," Collen said.

The national coach of the year in 1999, Collen is one of the top women's coaches in the game today by any measure. Along with his career percentage rankings, Collen won his 200th game in 2006-07, and in doing so put him on yet another list of coaching greats -- the fastest to 200 wins.

His 2006-07 Louisville team made history for the Cardinals by achieving the first national ranking in school his-

tory. Behind the presence of Big East Player of the Year Angel McCoughtry, only the second player in Big East history to lead the league in scoring and rebounding, Collen's Cardinals closed the season with a school-record 27 wins and came within minutes of reaching the Sweet 16 for the first time ever.

Collen brings a reputation for recruiting and resurrecting programs to the Arkansas position.

In his first decade as a head coach, his teams have nine post season appearances and racked up eight 20-win seasons.

In fact, across the span of his entire women's basketball coaching career, Collen has never been on a coaching staff -- head coach, assistant head coach or assistant coach -- that recorded a losing season.

During his career as an assistant and head coach in Division I, Collen's recruiting has been singled out as among the best in the nation.

One of the most sought-after assistant coaches in America during his early career, he recruited the athletes that put Purdue and Arkansas into their first Final Four appearances. During his 14 seasons as a full-time assistant



HEAD COACH TOM COLLEN



The Collen Family (l-r): Tom, Logan, Reese, Nicki and Connor.

with Utah, Purdue and Arkansas, Collen produced 10 recruiting classes that ranked top 20 in the nation.

His final class at Utah ranked 19th, starting an eight-year run in the top 20 for the up-and-coming recruiter. Collen's seven-year tenure at Purdue resulted in seven consecutive recruiting classes ranked in the top 20, including the top class in the nation in 1989. At Arkansas, his final two recruiting classes were ranked top 20 with the 1996 class achieving the highest ranking in school history at fifth.

Perhaps the most recognized recruit in Collen's Arkansas career was future University hall of fame point guard Christy Smith who led the Razorbacks to the 1998 Final Four. However, the recruiting classes during his

four years as Arkansas' recruiting coordinator included Parade All-Americans like Tennille Adams, 1998 NCAA West Regional MVP Sytia Messer and the second all-time three-point shooter in SEC history Wendi Willits. On the court, Collen's defensive mastery turned Arkansas into a 20-game winner after one season. The Razorbacks posted two post-season appearances during his four years.

Departing Arkansas after the 1997 season to take over the Colorado State program, he turned the Rams into champions in his first season. The Rams took the Western Athletic Conference regular season title winning 24 games and advancing to the NCAA second round.

The next season, CSU ran the table in the WAC with a school-record 33-3 mark to advance to the NCAA Sweet 16 for the first and only time in school history. Led by Ram superstar Becky Hammon and fellow All-American Katie Cronin, Collen's second year team put Colorado State on the map and earned conference, regional and national coach of the year honors for Collen.

While the accolades came for the 1999 team, Collen earned them again the following year as he guided the Rams to another 20-win season in 2000.

Rebuilding without Hammon and company, CSU reached the post season and advanced

HEAD COACHING CAREER

Colorado State || Five Seasons (1997-2002) || 129-33 (.796)

After his five years with the Rams, Collen ranked third in the nation in winning percentage among active coaches.

- ✓ Set school records for most wins in a single season (33)
- ✓ Best NCAA finish (Sweet 16 in 1999)
- ✓ Highest national ranking (4th)
- ✓ National Coach of the Year, 1999
Women's Basketball News Service
Women's Basketball Journal
- ✓ Western Athletic Conference Coach of the Year, 1999
- ✓ WBCA District VII Coach of the Year, 1999
- ✓ Kodak All-American and Three-time MVC Player of the Year
Becky Hammon

1997-98	24-6 (NCAA second round)
1998-99	33-3 (NCAA Sweet 16) WAC Regular Season Champion
1999-2000	23-10 (WNIT semifinals)
2000-01	25-7 (NCAA second round) Mountain West Tournament Champions
2001-02	24-7 (NCAA first round) Mountain West Regular Season Champion

Louisville || Four Seasons (2003-2007) || 88-37 (.704)

First resurrected the Louisville program from an 11th-place finish in Conference USA the year prior to his arrival into a 20-win, post-season team. Proceeded to soar the Cardinals to heights previously unheard of at UL.

- ✓ Set the school record for most wins in a single season (27)
- ✓ First ever national ranking in AP and USATODAY
- ✓ School record for home win streak and consecutive wins
- ✓ Recruited/coached the Big East Player of the Year in 2007
- ✓ Kodak All-American in 2007
Angel McCoughtry
- ✓ Only the second coach in UL history to earn three straight NCAA bids
- ✓ Fastest run to 20 wins in Louisville history

2003-04	20-10 (WNIT first round)
2004-05	22-9 (NCAA first round)
2005-06	19-10 (NCAA first round)
2006-07	27-8 (NCAA second round)

Arkansas || Five Seasons (2007-present) || 93-66 (.585)

Returned to Arkansas as head coach, and had an immediate impact with a top 25 recruiting class. His first Razorback team broke the school record for consecutive wins with a 15-0 start and AP ranking before season-ending injuries took the roster down to nine scholarship players.

- ✓ Six players selected to SEC postseason honors
- ✓ C'eira Ricketts earned Associated Press All-America honors
- ✓ Ricketts earned a gold medal with the U19 World Championship team in 2009
- ✓ Reached NCAA Tournament Second Round in 2012
- ✓ C'eira Ricketts drafted 24th overall in 2012 WNBA

2007-08	17-13
2008-09	18-14 (WNIT 2nd Round)
2009-10	12-18
2010-11	22-12 (WNIT Quarterfinals)
2011-12	24-9 (NCAA Second Round)

TOTALS

at Colorado State	129-33
at Louisville	88-37
at Arkansas	93-66
14 Seasons	310-136 (.695)

COLLEN YEAR-BY-YEAR

Year	School	Overall	Pct.	Conf.	Pct.	Postseason
1997-98	Colo. State	24-6	.800	11-3	.786	NCAA
1998-99	Colo. State	33-3	.917	14-0	1.000	NCAA
1999-00	Colo. State	23-10	.697	9-5	.643	WNIT
2000-01	Colo. State	25-7	.781	10-4	.714	NCAA
2001-02	Colo. State	24-7	.774	12-2	.857	NCAA
2003-04	Louisville	20-10	.667	11-3	.786	WNIT
2004-05	Louisville	22-9	.710	11-3	.786	NCAA
2005-06	Louisville	19-10	.655	10-6	.625	NCAA
2006-07	Louisville	27-8	.788	10-6	.625	NCAA
2007-08	Arkansas	17-13	.567	2-12	.143	
2008-09	Arkansas	18-14	.563	6-8	.429	WNIT
2009-10	Arkansas	22-18	.400	4-12	.250	
2010-11	Arkansas	22-12	.647	6-10	.375	WNIT
2011-12	Arkansas	24-9	.727	10-6	.625	NCAA
Overall	14 years	310-136	.695	126-80	.612	
Colo. State	5 years	129-33	.796	56-14	.800	
Louisville	4 years	88-37	.704	42-18	.700	
Arkansas	5 years	93-66	.585	28-48	.369	

HEAD COACH TOM COLLEN



three games into the Women's NIT before losing in the semifinals.

With a new foundation recruited to Fort Collins, Colorado State returned to the NCAA Tournament in 2001 and 2002. Changing conferences in 2001, the Rams took the Mountain West tournament title in 2001 and the MVC regular season title in 2002.

After the 2002 season, Collen appeared bound for the SEC at Vanderbilt, but the Commodores withdrew their offer after mistakenly interpreting the veteran coach's academic record from his graduate work at Miami of Ohio. Taking a year off from coaching in 2002-03, Collen was vindicated by the registrar's office at Miami.

The next year, Collen took over the Cardinals and had the same immediate impact experienced at Colorado State. With a single returning starter, Collen led Louisville to a 20-win season and the first appearance in the Conference USA tournament semifinals since 1999. His coaching turned Sara Nord into an All-America candidate that led the Cardinals into the post season.

In his second year, Collen had UL leading C-USA before losing one of his starting forwards, Missy Taylor, to a torn meniscus. Turning to one of his freshmen recruits, Yuliya Tokova, Collen rebuilt the Cardinals who finished the season with a powerful surge to reach the C-USA finals for the first time since 1998. In the title game, UL took its second hit with a torn ACL to Tokova, yet the Cardinal closed the year at 22-9 and in the NCAA tournament for the first time since 2001.

His time at Louisville first produced three all-freshmen team members three straight seasons with Jazz Covington, Yuliya Tokova and Angel McCoughtry, then all-conference honors peaking in 2007 with McCoughtry's selection as the Big East Player of the Year. Covington became the first Wade Trophy watch list member in Cardinal history.

The native of Lancaster, Ohio, graduated from Bowling Green State University in 1977 with his bachelor's in physical education. He completed his master's in recreational education

ASSISTANT COACHING CAREER

Miami (Ohio) || Two Seasons (1981-83) || 45-15

- ✓ Two seasons assisting while working on his masters
- ✓ AIAW Tournament Appearance
- ✓ Two Mid-America Conference titles

1981-82	24-9	AIAW Sweet 16
1982-83	21-6	

Utah || Three Seasons (1983-86) || 56-34

- ✓ The 1985-86 recruiting class ranked 19th in the nation

1983-84	19-12	NWIT Tournament
1984-85	16-14	
1985-86	21-8	NCAA Tournament

Purdue || Seven Seasons (1986-93) || 151-53

- ✓ Recruits reach 1994 Final Four
- ✓ 1988 NWIT Runner-up
- ✓ Five consecutive 20-win seasons
- ✓ Four straight NCAA bids, two Sweet 16 finishes
- ✓ All seven recruiting classes ranked in top 20
- ✓ Top class in the nation in 1989
- ✓ Five top 10 recruiting classes

1986-87	18-9	
1987-88	21-10	NWIT runner-up
1988-89	24-6	NCAA second round (AP 15th)
1989-90	23-7	NCAA Sweet 16 (AP 15th)
1990-91	26-3	NCAA second round (AP 5th)
1991-92	23-7	NCAA Sweet 16 (AP 11th)
1992-93	16-11	

**1993-94 team went 29-5 as Big Ten champions and 1994 Final Four

Arkansas || Four Seasons (1993-97) || 77-44

- ✓ Recruits reach 1998 Final Four
- ✓ Three straight post-season appearances
- ✓ Final two recruiting classes ranked top 20
- ✓ 1996 recruiting class highest ranked in UA history (5th)
- ✓ Defensive coordinator from 1993
- ✓ Assistant Head Coach for final two seasons

1993-94	15-14	
1994-95	23-7	NCAA second round
1995-96	21-13	Preseason WNIT runner-up & NWIT 4th
1996-97	18-10	

**1997-98 team went 22-11 to reach 1998 Final Four

TOTALS

at Miami (Ohio)	45-15
at Utah	56-34
at Purdue	151-53
at Arkansas	77-44
16 seasons	329-146 (.693)

and in health education at Miami of Ohio in 1983 while serving two seasons as the Red Hawks' graduate assistant coach.

Collen and wife Nicki have twins, daughter Reese and son Connor, and a younger daughter, Logan.

ASSISTANT COACH NICKI COLLEN



NICKI COLLEN

Assistant Coach ♦ Second Season at Arkansas

Nicki Collen made her return to coaching July 1, 2011, joining husband Tom Collen as an assistant for the Razorbacks.

Nicki stepped away from coaching to start a family but stepped in at Arkansas during a time that the Razorbacks are rich with guard-driven talent – her area of expertise. Nicki will focus on the continued development of Arkansas guards as well as assume the role of defensive coordinator for the Razorbacks.

Arkansas' guard pool includes sophomore Calli Berna and returners Erin Gatling and Kelsey Hatcher along with newcomer Melissa Wolff who is expected to handle the ball as well.

In her first season on the bench for the Razorbacks, Nicki helped the team rank eighth in the nation in scoring defense holding opponents to just 52.4 ppg. That mark ranked second in the SEC and the Razorbacks ranked second in three-point field goal defense and defensive rebounding percentage.

"Nicki contributes to the team in many ways," head coach Tom Collen said. "First and foremost, she continues the development of our young and talented guards and takes their game to another level. She was a point guard in college and she has a great mind for the game. Nicki is also the defensive coordinator, a position she has held for me in past. I take great comfort in her knowing how I think and what I want, so we should be on the same page from the beginning."

Nicki was on the bench with Collen during his coaching stints at Louisville and Colorado State. At Louisville, she filled the roles of an assistant coach (April 2003-June 2004) and director of basketball operations (July 2004-Dec. 2005) coordinating team travel and scheduling, doing film breakdown, handling summer camps, recruiting and scouting. Her on-court coaching duties encompassed all elements of the game with a specialization in guard development for the Cardinals.

ASSISTANT COACH NICKI COLLEN



Nicki arrived at Louisville after one season as an assistant coach at Ball State. While at Ball State her main coaching responsibilities were working with the point guards and assisting in recruiting.

Prior to her coaching at Ball State, she served two seasons as an assistant at Colorado State where she handled recruiting, scouting, team travel, guard development and all aspects of on-court coaching. In her two seasons with the Rams she helped guide them to a 47-17 overall record and the 2002 Mountain West Conference Title.

While at Colorado State, Nicki was also the color analyst for women's basketball during the 2000-01 season. She continued to work in television serving as a color analyst for numerous telecasts including Razorback women's basketball and softball.

Before her tenure at Colorado State, Nicki played basketball professionally for one season with the BCM Alexandros Team in Greece. From 1993-95, the former Nicki Taggart, helped guide Purdue to two Big Ten Titles and a Final Four appearance in 1994.

Nicki transferred to Marquette for her final two seasons, guiding them to two consecutive NCAA Tournament appearances. While at Marquette, she earned all-conference honors and finished her senior season ranked third in the nation in assists. Upon graduation, she held the league record for career assists average with 7.0 per game. She earned her bachelor's degree in mechanical engineering from Marquette, graduating with honors in 1997.



COACHING CAREER

Assistant Coach

Colorado State || Two Season (1999-00, 2001-02) || 47-17

- ✓ Handled recruiting, scouting, travel, guard development
- ✓ Coached team to two Mountain West Conference titles

1999-2000 23-10 (WNIT Semifinals)

2001-02 24-7 (NCAA first round)/MW Regular Season Champ.

Ball State || One Season (2002-03) || 21-10

- ✓ Worked with point guards and assisted with recruiting
- ✓ Second round of WNIT

2002-03 21-10 MAC Western Div. Champions

Louisville || One Season (2003-04) || 20-10 (.667)

- ✓ Served as defensive coordinator and worked with guards
- ✓ Worked as Director of Basketball Ops from 2004-05

2003-04 20-10 (WNIT first round)

Arkansas || One Season (2011-12) || 24-9 (.727)

- ✓ Served as defensive coordinator and worked with guards
- ✓ 2012 NCAA Second round

2011-12 24-9 (NCAA second round)

TOTALS

at Colorado State	47-17
at Ball State	21-10
at Louisville	21-10
at Arkansas	24-9
4 Seasons	113-46 (.711)

ASSISTANT COACH TARI CUMMINGS



TARI CUMMINGS

Assistant Coach ♦ Second Season at Arkansas

Tari Cummings joined the University of Arkansas women's basketball staff in May 2011 as an assistant coach for the Razorbacks.

Cummings assists Arkansas as the team's recruiting coordinator, works with the Razorback posts and is the team's liaison with the academic center.

Cummings comes to Arkansas by way of the University of Houston where she spent two seasons working with the Cougars as the team's recruiting coordinator.

While at Houston, Cummings worked with the guards and helped the Cougars play to a perfect 16-0 mark, the conference title and an NCAA Tournament appearance. In addition she coached and mentored three players who are currently playing in the professional ranks.

Cummings came to Houston after two seasons at the University of Cincinnati where she served in the same capacity. Cummings worked with the Bearcat post players and served as the academic liaison and recruiting coordinator.

Prior to her time at UC, Cummings spent four seasons at Arkansas-Fort Smith under long-time head coach Louis Whorton, where she helped the Lions to three NJCAA National Tournament appearances, including a pair of final fours and a consolation championship. She coached and mentored three NJCAA All-Americans during her tenure at UA-Fort Smith while being responsible for the development of the team's post players and serving as the recruiting coordinator.



Cummings and daughter Tiya.

ASSISTANT COACH TARI CUMMINGS



She played her college ball at UA-Fort Smith (then Westark College), where she earned All-American honors in 1999 and helped the Lions place seventh in the NJCAA National Tournament in 1997-98. She finished with 1,262 career points, ranking third in the program’s history. She went on to play two seasons at Oklahoma State University, where she was an All-Big 12 performer in 2001-02, averaging 13.1 points per contest and leading the Cowgirls with 6.9 rebounds per game.

Cummings earned her associate of arts degree from Westark College in 1999 and received a B.S. in sociology from Oklahoma State in 2003. She is a native of Pocola, Okla., and has a daughter, Tiya.

COACHING CAREER
Assistant Coach
Arkansas-Fort Smith || Four Seasons (2003-07) || 85-20*

- ✓ Monitored student-athlete academic progress
- ✓ Coached post players and had on-court instruction duties
- ✓ Camp coordinator

2003-04	28-6	Region II Champions
2004-05	31-3	Region II Champions
2005-06	26-11	Region II Champions
2006-07	Not Available	

University of Cincinnati || Two Seasons (2007-09) || 26-33

- ✓ Monitored student-athlete academic progress
- ✓ Handled all aspects of recruiting
- ✓ On-floor instruction

2007-08	12-16	
2008-09	14-17	

University of Houston || Two Seasons (2009-11) || 43-21

- ✓ Monitored student-athlete academic progress
- ✓ Handled all aspects of recruiting
- ✓ On-floor instruction
- ✓ Opponent break down and scouting

2009-10	17-15	
2010-11	26-6	

Arkansas || One Season (2011-12) || 24-9 (.727)

- ✓ Served as recruiting coordinator and worked with forwards
- ✓ 2012 NCAA Second round

2011-12	24-9 (NCAA second round)	
---------	--------------------------	--

TOTALS

at UAFS	85-20
at Cincinnati	26-33
at Houston	43-21
at Arkansas	24-9
9 Seasons	178-83 (missing one season)

ASSISTANT COACH AMBER SHIREY



AMBER SHIREY

Assistant Coach ♦ 21st Season at Arkansas

Former Razorback and director of operations Amber Shirey transitioned in the position of assistant coach for the University of Arkansas women's basketball team in April 2012.

"We are really excited to have Amber back on the floor coaching and recruiting," said Collen. "It was a goal for me from day one to put her back in that position when I had staff changes. When I brought my staff from Louisville, Amber graciously accepted my basketball operations position out of loyalty to the program and has been an unbelievable asset as we have delivered this program back to the level where we all knew it should be, in the NCAA tournament. I have said many times over the past five years and I will repeat it once again. No one loves the Razorbacks more than Amber Shirey and no one has been more valuable to our program's success than her. I know she is excited to help take us back to the level of success her teams accomplished when she was one of the best players in this program's history."

Shirey began her career at Arkansas as a player for the Razorbacks (1989-92) becoming the first



ASSISTANT COACH AMBER SHIREY



women's student-athlete selected to receive a NCAA Postgraduate Scholarship. She closed her career as one of two players in school history to rank on four career total lists (points, 6th; rebounds, 10th; steals, 2nd; assists, 1st). Twice named All-Southwest Conference, she was the MVP of the 1991 SWC tournament, leading Arkansas to the first non-Texas title.

Shirey equaled her court performance in the classroom. A kinesiology major, she had over a 3.9 GPA, and twice was voted to the College Sports Information Directors of America's Academic All-America Team. She was a three-time conference academic team member.

Shirey graduated and went on to a student coaching role for one season before being named assistant coach, a position she held for 14 seasons with two different head coaches.

In 2007, when current head coach Tom Collen returned to Arkansas, Shirey redefined herself in a new role as executive director of operations, a position she held until returning to the sidelines as the Razorback assistant.

In her current position as assistant, Shirey will prepare scouting reports, assist in practice planning, game preparation and film breakdown. She will also assist with all facets of the recruiting process and monitor the Razorbacks' academic progress.

The former Amber Nicholas is married to Jason Shirey. Coach of the Fayetteville High softball team, Jason led the Lady Bulldogs to back-to-back state championships in 2006 and 2007. The Shireys have three children, a son, Ross, and daughters, Reese and Rheid.

COACHING CAREER

Player

Univ. of Arkansas | | Four Seasons (1989-92) | | 86-21 (.804)

- ✓ NCAA Postgraduate Scholarship
- ✓ Two-time All-Southwest Conference
- ✓ MVP of the 1991 SWC Tournament
- ✓ Three-time CoSIDA All-Academic selection
- ✓ Three postseason appearances

Student Coach

Univ. of Arkansas | | One Season (1992-93) | | 13-14 (.481)

- ✓ Assisted with the transition from the SWC to the SEC

Assistant Coach (includes stint as graduate assistant coach)

University of Arkansas | | 14 Seasons (1993-2007;

2012-present) | | 262-174 (.601)

- ✓ First stint as a Razorback assistant coach from 1993-2007
- ✓ Helped Arkansas to 10 postseason appearances under two head coaches

Executive Director of Operations

University of Arkansas | | Five Seasons (2007-12)

- ✓ Helped Arkansas to NCAA Second Round in 2011-12
- ✓ Coordinated all team travel and equipment
- ✓ On campus recruiting
- ✓ Director of Camps

Assistant Coach

University of Arkansas | | First Season

2012-13 TBA

BASKETBALL SUPPORT STAFF



JESSICA BOWIE

Director of Basketball Operations ♦ 1st Season

Jessica Bowie joined the Razorback women's basketball team as the director of operations in August 2012.

Bowie, a Mississippi native, takes over for Amber Shirey who recently returned to the sidelines as an assistant coach for the Razorbacks.

"We are very excited to welcome Jessica to the Razorback family," said Collen. "After maintaining my staff in tact at Louisville and Arkansas for nearly seven years, it has been invigorating to make recent changes and has really proven to be a blessing in many ways. I have lost three great assistants in the past year, but I have also been able to bring many fresh young faces into our program. The addition of Jessica Bowie fits the mold perfectly.

"Jessica is young and energetic and is very eager for this challenge," Collen continued. "Her background is in teaching and coaching at the high school level but she really caught my eye with the work she was performing coaching at the club level. She will perform many of the daily functions Amber Shirey has been performing for the past five years, but we also hope to utilize in the marketing area as well as academics and mentoring our players daily."

Bowie most recently held positions as the head girls' basketball and volleyball coach as well as history instructor at Rowan Middle School as well as serving as an assistant coach for the Arkansas Mavericks-Durham team.

While at Rowan Middle School, she helped organize a holiday food drive, breast cancer awareness fundraiser and was the college spirit week winner while teaching and coaching.

With the Arkansas Mavericks-Durham team, Bowie helped several players improve their prep rankings. She organized team travel and budgets as well as serving as a tournament director.

Bowie earned her bachelor's degree in political science at Millsaps College in Jackson, Miss., in 2010, and her master's degree in curriculum and instruction at Ole Miss in 2012.



Jessica, brother Jared, cousins Tyler, Alyssa and Bridgette.

BASKETBALL SUPPORT STAFF



JEFF BRAZIL

Director of Video and Basketball Operations

Jeff Brazil began his career with the Razorback women's basketball team in 2007. Brazil served the Razorbacks for three seasons as the assistant video coordinator and was elevated into the director of video operations for the 2010-11 season. He moved into the director

of video and basketball operations position for the 2012-13 season.

"Jeff has done such a great job for us," said head coach Tom Collen. "He came here as a volunteer student assistant and has trained himself to be one of the best video coordinators in the country. We are fortunate to still have him. He is qualified to work in any program including at the professional level. He spends countless hours doing all the little things you need for your program to be successful. His loyalty is unmatched and his work ethic is off the charts. We are giving him more responsibility than ever before and are glad he is a part of our program."

Brazil is responsible for all aspects of video editing for the Razorbacks. He helps with film breakdown, digital video exchange and professional highlight videos. Brazil maintains the video databases assisting players and coaches with preparation and development.

Brazil helped the Razorbacks move into the 21st century coordinating significant technological advancements in equipment, work stations and video review practices advancing the Arkansas women's basketball program. Brazil instituted the use of Blackboard allowing student-athletes to watch individual film as well as opponent breakdowns anytime from any computer or terminal.

A native of Colcord, Okla., Brazil's experience includes stints as a student manager at Northeastern Oklahoma A&M and Oklahoma State under Eddie Sutton with the men's basketball teams.

In addition, Brazil has worked several camps and clinics throughout the south and midwest including the Tom Collen, Mike Anderson, John Pelphrey, Rick Barnes, Mark Turgeon, Dan Hays and Doc Sadler camps. He has also worked the SEC Tournament Youth Clinic. Brazil is a member of the National Association of Basketball Coaches, the Arkansas Coaches Association and the Women's Basketball Coaches Association.

Recently Brazil assisted former Razorback coach Nolan Richardson and the WNBA's Tulsa Shock with video in 2010-2011.

Brazil is married to the former Sheri McElroy of Springdale, Ark., and is a 2010 University of Arkansas graduate in education. He completed his master's degree in physical education in 2012.



ANDREA BLAKNEY

Basketball Secretary

Andrea Blakney joined the Razorback women's basketball staff in 2000 as the team's administrative assistant. Along with keeping the coaching staff coordinated and relating with the public, Blakney also assists with the annual basketball camps and the team's recruiting data base systems.

Andrea and husband Glen have one son, Travis, daughter-in-law, Jennifer, and granddaughter, Fern. When she's not working in the Razorback office, Andrea enjoys sports, the outdoors, reading and family activities.



WYATT HODGES

Assistant Video Coordinator

Wyatt Hodges begins his fourth season with Razorback women's basketball. He was named assistant video coordinator in August 2010 and his main responsibilities include the filming of games and film breakdown.

Hodges has worked the Mike Krzyzewski camp and is a member of the Rising Coaches Elite.

Hodges spent one semester as a student manager under Razorback men's basketball coach John Pelphrey. He has also worked John Pelphrey and Doc Sadler basketball camps.

A Spokane, Mo., native, Hodges was a member of a state tournament team, helping the Owls to the Elite 8 and a 22-7 overall record.

Basketball runs in Wyatt's family as his father, Garry, is an assistant basketball coach at North Arkansas College in Harrison, Arkansas.

Hodges is the son of Garry and Karen Hodges and has three older sisters: Heather, Shannon, Brooke, and a twin brother, Grant.

BASKETBALL SUPPORT STAFF



MICHAEL JENNINGS
Graduate Assistant

Mike Jennings joined the Razorback women's basketball team as a manager for the 2010-11 season and

moved to graduate assistant in 2011-12. Fans have seen Jennings on the sidelines as he helps prepare and maintain the bench area, prepare coaches for timeouts and assist players as they transition in and out of the game. Jennings also assisted with statistics, equipment and team travel often arriving at the plane before the team and staying long after players and coaches have gone.

As a graduate assistant, Jennings assists with day-to-day office operations including assisting with recruiting database maintenance, mail outs

and preparation of scouting reports. He also manages the eligibility and scheduling of the male practice players.

A native of Destrehan, La., Jennings is the son of Scott and Toni Jennings. He graduated in 2011 with a degree in kinesiology P-12 from Arkansas.




2012-13 Arkansas Women's Basketball Managers (l-r): Kendall Ruff, Brooke Rogers, Amber Earls, Amanda Coughlin and Alex Fessler.

SENIORS JUNIORS SOPHOMORES FRESHMAN

PLAYERS

RAZORBACK WOMEN'S BASKETBALL



2012-13 ROSTER



2012-13 Arkansas Women's Basketball (l-r): Alex Fessler (mgr.), Wyatt Hodges (asst. video), Kendall Ruff (mgr.), Brooke Rogers (mgr.), Mike Jennings (grad. asst.), Todd Barbour (strength coach), Tari Cummings (asst. coach), Nicki Collen (asst. coach), Tom Collen (head coach), Amber Shirey (asst. coach), Jessica Bowie (dir. of ops), Jeff Brazil (video coord.), Natalie Trotter (athletic trainer), Amanda Coughlin (mgr.), Amber Earls (mgr.). Front row (l-r): Erin Gatling, Dominique Wilson, Dominique Robinson, Calli Berna, Quistelle Williams, Joey Bailey, Sarah Watkins, Jhasmine Bowen, Ana-Carlota Faussurier, Melissa Wolff, Kelsey Hatcher, Keira Peak, Mia Melton.

NUMERICAL

NO.	NAME	POS	HT	CL	HOMETOWN/HS/PREVIOUS SCHOOL
1	Keira Peak	F	5-9	JR	Clyattville, Ga./Lowndes HS
3	Kelsey Hatcher	G	5-10	SR	Little Rock, Ark./CAC/Okla. St./S. Methodist
4	Sarah Watkins	P	6-3	SR	Germantown, Tenn./Houston HS
11	Calli Berna	PG	5-10	SO	Fayetteville, Ark./Fayetteville HS
12	Dominique Wilson	G	5-8	FR	Powder Springs, Ga./McEachern HS
13	Ana-Carlota Faussurier	F	6-2	FR	Yecla, Spain/IES Joaquin Blume
14	Erin Gatling	G	5-4	SR	Van Buren, Ark./Van Buren HS/ So Miss
21	Dominique Robinson	F	6-0	JR	Baton Rouge, La./Capitol HS
23	Mia Melton	G	5-8	FR	Celina, Texas/Timber Creek
24	Quistelle Williams	F	6-1	SR	Grand Rapids, Mich./Ottawa Hills HS
25	Joey Bailey	F	6-1	R-FR	Gunter, Texas/Gunter HS
33	Melissa Wolff	G	6-0	FR	Cabot, Ark./Cabot HS
42	Jhasmin Bowen	F	6-1	SO	Wichita, Kan./Wichita Heights HS

ALPHABETICAL

NO.	NAME	POS	HT	CL	HOMETOWN/HS/PREVIOUS SCHOOL
25	Joey Bailey	F	6-1	R-FR	Gunter, Texas/Gunter HS
11	Calli Berna	PG	5-10	SO	Fayetteville, Ark./Fayetteville HS
42	Jhasmin Bowen	F	6-1	SO	Wichita, Kan./Wichita Heights HS
13	Ana-Carlota Faussurier	F	6-2	FR	Yecla, Spain/IES Joaquin Blume
14	Erin Gatling	G	5-4	SR	Van Buren, Ark./Van Buren HS/ So. Miss
2	Kelsey Hatcher	G	5-10	SR	Little Rock, Ark./CAC/Okla. St./S. Methodist
23	Mia Melton	G	5-8	FR	Celina, Texas/Timber Creek
1	Keira Peak	F	5-9	JR	Clyattville, Ga./Lowndes HS
21	Dominique Robinson	F	6-0	JR	Baton Rouge, La./Capitol HS
4	Sarah Watkins	P	6-3	SR	Germantown, Tenn./Houston HS
24	Quistelle Williams	F	6-1	SR	Grand Rapids, Mich./Ottawa Hills HS
33	Dominique Wilson	G	5-8	FR	Powder Springs, Ga./McEachern HS
12	Melissa Wolff	G	6-0	FR	Cabot, Ark./Cabot HS

Head Coach: Tom Collen (Bowling Green State, 1977) (Sixth Season)

Assistant Coaches: Tari Cummings (Oklahoma State, 2003) (Second Season),

Nicki Collen (Marquette, 1997) (Second Season),

Amber Shirey (Arkansas, 1992) (23rd Season)

Director of Basketball Operations: Jessica Bowie (Millsaps College, 2010)

Director of Video and Basketball Operations: Jeff Brazil (Arkansas, 2010) (Second Season)

BY CLASS

Seniors	4
14 Erin Gatling.....	Van Buren, Ark.
2 Kelsey Hatcher.....	Little Rock, Ark.
4 Sarah Watkins.....	Germantown, Tenn.
44 Quistelle Williams...	Grand Rapids, Mich.

Juniors	2
1 Keira Peak.....	Clyattville, Ga.
21 Dominique Robinson...	Baton Rouge, La.

Sophomores	3
25 Joey Bailey	Gunter, Texas
11 Calli Berna	Fayetteville, Ark.
42 Jhasmin Bowen	Wichita, Kan.

Freshmen	4
23 Mia Melton.....	Keller, Texas
13 Ana-Carlota Faussurier	Yecla, Spain
33 Dominique Wilson..	Powder Springs, Ga.
12 Melissa Wolff.....	Cabot, Ark.

BY MAJOR

Accounting	1
Jhasmin Bowen	
Kinesiology	2
Sarah Watkins (App. Ex. Science)	
Melissa Wolff (EXPP)	
Communication	2
Kelsey Hatcher, Dominique Robinson	
Communication Disorders	1
Calli Berna	
Human Development and Family Sci.	1
Kiera Peak	
Journalism	1
Joey Bailey	
Kinesiology	1
Erin Gatling	
Pre-Nursing	2
Ana-Carlota Faussurier, Dominique Wilson	
Psychology	1
Mia Melton	
Sociology and Criminal Justice	1
Quistelle Williams	

BY POSITION

Guard/Point Guard	6
Berna, Gatling, Hatcher, Melton, Wilson, Wolff	
Forward	6
Bailey, Bowen, Faussurier, Peak, Robinson, Williams	
Post/Center	1
Watkins	

PRONUNCIATION GUIDE

Calli Berna	CAL-ee
Jhasmin Bowen	JAZ-men
Ana Faussurier	ANNA
	FUHsear-re-a
Keira Peak	KIR-uh
Quistelle Williams	Qui-stehl

2012-13 RADIO/TV ROSTER



Erin Gatling
G | 5-4 | SR
Van Buren, Ark.



Kelsey Hatcher
G/F | 5-10 | SR
Little Rock, Ark.



Sarah Watkins
F | 6-3 | SR
Germantown, Tenn.



Quistelle Williams
F | 6-1 | SR
Grand Rapids, Mich.



Keira Peak
F | 5-9 | JR
Clyattville, Ga.



Dominique Robinson
F | 6-0 | JR
Baton Rouge, La.



Jhasmin Bowen
F | 6-1 | SO
Wichita, Kan.



Calli Berna
PG | 5-10 | SO
Fayetteville, Ark.



Joey Bailey
F | 6-1 | R-FR
Gunter, Texas



Mia Milton
G | 5-8 | FR
Celina, Texas



Ana-Carlota Faussurier
F | 6-2 | FR
Yecla, Spain



Dominique Wilson
F | 5-8 | FR
Powder Springs, Ga.



Melissa Wolff
G | 6-0 | FR
Cabot, Ark.



HC
Tom Collen
Sixth Season



AC
Tari Cummings
Second Season



AC
Nicki Collen
Second Season



AC
Amber Shirey
21st Season



DO
Jessica Bowie
First Season



ERIN GATLING

Guard ♦ 5-4 ♦ Senior

Van Buren, Ark. ♦ Van Buren HS/Southern Mississippi



Fourteen

2011-12 SEASON HIGHS

Points:	11, Morgan State, 12-19-11
FGM:	3, Morgan State, 12-19-11
FGA:	6, Texas Southern, 12-21-11
FTM:	4, MVSU, 12-28-11*
FTA:	5, Morgan State, 12-19-11
3FGM:	1, at No. 11/9 Kentucky, 1-5-12*
3FGA:	2, Texas Southern, 12-21-11
Off. Reb.	4, ORU, 12-10-11
Def. Reb.	3, at No. 11/9 Kentucky, 1-5-12
Total Reb.	5, ORU, 12-10-11
Assists:	6, Morgan State, 12-19-11
Blocks:	1, Morgan State, 12-19-11
Steals:	2, Texas Southern, 12-21-11
Minutes:	19, Texas Southern, 12-21-11*

CAREER HIGHS

Points:	11, Morgan State, 12-19-11
FGM:	3, Morgan State, 12-19-11
FGA:	6, Texas Southern, 12-21-11
FTM:	4, Morgan State, 12-19-11
FTA:	5, Morgan State, 12-19-11
3FGM:	1, Texas Southern, 12-21-11*
3FGA:	2, Texas Southern, 12-21-11
Off. Reb.	4, ORU, 12-10-11
Def. Reb.	2, Texas Southern, 12-21-11*
Total Reb.	5, ORU, 12-10-11
Assists:	6, Morgan State, 12-19-11
Blocks:	1, Morgan State, 12-19-11
Steals:	2, Texas Southern, 12-21-11
Minutes:	19, Texas Southern, 12-21-11*

*Most Recent

AS A REDSHIRT JUNIOR (2011-12)

Erin Gatling waited a long time to become a Razorback but she proved it was worth the delay. Gatling played in 17 contests as a redshirt junior averaging 7.7 minutes and 3.2 points per game. She scored a season/Arkansas career-best 11 points in the win over Morgan State and

grabbed five rebounds against Oral Roberts. Gatling was solid from the floor shooting 45.9 percent and hit 5-of-10 three-pointers.

AS A JUNIOR (2010-11)

Gatling sat out the 2010-11 season due to NCAA transfer rules.



GATLING'S CAREER STATS

All Games				Total			3 Point			Rebounds															
Year	GP	GS	Min	Avg	FG	FGA	Pct	FG	FGA	Pct	FT	FTA	Pct	Off	Def	Tot	Avg	PF	FO	Ast	TO	Blk	Stl	Pts	Avg
2008-09*	27	1	234	8.7	19	47	.404	5	19	.263	22	25	.880	4	27	31	1.1	26	0	37	41	0	14	65	2.4
2009-10*	29	14	621	21.4	34	91	.374	8	25	.320	23	34	.676	8	48	56	1.9	67	0	95	83	1	40	99	3.4
2011-12	17	0	131	7.7	17	37	.459	5	10	.500	15	23	.652	8	13	21	1.2	10	0	15	14	1	5	54	3.2
TOTAL	73	15	986	13.5	70	175	.400	18	54	.333	60	82	.732	20	88	108	1.48	103	0	147	138	2	59	218	2.98

*at Southern Mississippi

Southeastern Conference				Total			3 Point			Rebounds															
Year	GP	GS	Min	Avg	FG	FGA	Pct	FG	FGA	Pct	FT	FTA	Pct	Off	Def	Tot	Avg	PF	FO	Ast	TO	Blk	Stl	Pts	Avg
2011-12	8	0	42	5.3	6	10	.600	1	2	.500	2	6	.333	1	6	7	0.9	5	0	0	7	0	0	15	1.9
TOTAL	8	0	42	5.3	6	10	.600	1	2	.500	2	6	.333	1	6	7	0.9	5	0	0	7	0	0	15	1.9



GATLING'S GAME-BY-GAME									
JUNIOR SEASON (2011-12)									
OPP	MIN	FG-FGA	3FG-FGA	FT-FTA	REB	A	BLK	STL	PTS
UTA	7	0-3	0-1	0-0	2	0	0	0	0
SFA	9	2-3	1-1	0-0	0	0	0	0	5
ORU	8	1-3	0-1	2-3	5	0	0	1	4
MORGAN ST.	19	3-5	1-1	4-5	2	6	1	1	11
TSU	19	2-6	1-2	1-2	3	5	0	2	6
MVSU	10	0-2	0-0	4-4	0	1	0	0	4
at Georgia	3	2-3	0-1	0-0	0	0	0	0	4
at KENTUCKY	17	2-3	1-1	0-0	3	0	0	0	5
TENNESSEE	9	1-1	0-0	0-0	0	0	0	0	2
AUBURN	4	0-0	0-0	1-2	1	0	0	0	1
VANDERBILT	2	0-0	0-0	0-0	0	0	0	0	0
at Miss State	0	0-0	0-0	0-0	0	0	0	0	0
ALABAMA	5	0-2	0-0	0-2	1	0	0	0	0
S. CAROLINA	2	1-1	0-0	1-2	2	0	0	0	3
vs Ole Miss	4	1-3	0-1	0-0	0	0	0	0	2
at SIUE	12	2-2	1-1	2-3	2	3	0	1	7
vs Dayton	1	0-0	0-0	0-0	0	0	0	0	0
Totals	131	17-37	5-10	15-23	21	15	1	5	54

AT SOUTHERN MISS

In her two seasons at Southern Mississippi, Erin Gatling led the team in free throw percentage her freshman season and was the team's leader in steals and assists as a sophomore. She paced the Golden Eagles to a conference runner-up finish in the 2008-09 season.

In addition, Gatling was a member of the conference honor roll with a 3.12 grade point average in exercise science.

AT VAN BUREN HS

Gatling averaged 16.0 ppg and 6.5 apg at Van Buren High. She concluded her prep career as the Pointers' all-time leading scorer with 1,127 points and led the team in assists, steals and free throws made.

She was an all-conference and all-state selection in basketball and also lettered in track and field. She won

the 800-meter state champion as a prepster and still ranks among the state's leaders in the 800.

PERSONAL

Born Nov. 13, 1989, Erin Renee Gatling is one of three children to David and Cheryl Gatling of Van Buren, Ark. She has two siblings, Chris and Jacob. Gatling earned her bachelor's degree in kinesiology and applied exercise science at Arkansas in May and is currently pursuing her graduate degree in exercise science.



KELSEY HATCHER

Guard/Forward ♦ 5-10 ♦ Senior

Little Rock, Ark. ♦ CAC/Oklahoma State/Southern Methodist



Three

2011-12 SEASON HIGHS

Points:	6, Morgan State, 12-19-11
FGM:	2, Morgan State, 12-19-11*
FGA:	4, Alabama, 2-2-12*
FTM:	2, #6/7 Tennessee, 1-8-12
FTA:	2, #6/7 Tennessee, 1-8-12
3FGM:	2, Morgan State, 12-19-11
3FGA:	3, Morgan State, 12-19-11
Off. Reb.	2, Texas Southern, 12-21-11
Def. Reb.	1, Alabama, 2-2-12*
Total Reb.	2, Texas Southern, 12-21-11
Assists:	2, Alabama, 2-2-12*
Blocks:	TBA
Steals:	1, Grambling State, 11-25-11*
Minutes:	18, Texas Southern, 12-21-11

CAREER HIGHS

Points:	6, Morgan State, 12-19-11
FGM:	2, Morgan State, 12-19-11*
FGA:	4, Alabama, 2-2-12*
FTM:	2, #6/7 Tennessee, 1-8-12
FTA:	2, #6/7 Tennessee, 1-8-12
3FGM:	2, Morgan State, 12-19-11
3FGA:	3, Morgan State, 12-19-11
Off. Reb.	2, Texas Southern, 12-21-11
Def. Reb.	1, Alabama, 2-2-12*
Total Reb.	2, Texas Southern, 12-21-11
Assists:	2, Alabama, 2-2-12*
Blocks:	TBA
Steals:	1, Grambling State, 11-25-11*
Minutes:	18, Texas Southern, 12-21-11

*Most Recent

AS A REDSHIRT JUNIOR (2011-12)

Kelsey Hatcher saw time in 17 games in 2011-12 after redshirting last year. Hatcher averaged 6.5 minutes per game and scored 19 points with eight rebounds. Hatcher's best scoring game was a six-point effort in a win over Morgan State going

2-for-3 from beyond the arc. Look for Hatcher to average more minutes and more points in her final season.

AS A JUNIOR (2010-11)

Hatcher sat out the 2010-11 season due to NCAA transfer rules.



HATCHER'S CAREER STATS

All Games					Total					3 Point					Rebounds										
Year	GP	GS	Min	Avg	FG	FGA	Pct	FG	FGA	Pct	FT	FTA	Pct	Off	Def	Tot	Avg	PF	FO	Ast	TO	Blk	Stl	Pts	Avg
2008-09*	25	0	267	10.7	28	60	.467	16	38	.421	10	15	.667	3	12	15	0.6	16	0	10	17	0	7	82	3.3
2009-10**	Redshirt Season																								
2011-12	17	0	110	6.5	6	27	.222	5	18	.278	2	3	.667	3	5	8	0.5	6	0	10	7	0	2	19	1.1
TOTAL	42	0	377	8.98	34	87	.391	21	56	.375	12	18	.667	6	17	23	0.6	22	0	20	24	0	9	102	2.4
*at Oklahoma State		**at Southern Methodist																							

*at Oklahoma State

**at Southern Methodist

Southeastern Conference					Total			3 Point					Rebounds												
Year	GP	GS	Min	Avg	FG	FGA	Pct	FG	FGA	Pct	FT	FTA	Pct	Off	Def	Tot	Avg	PF	FO	Ast	TO	Blk	Stl	Pts	Avg
2011-12	7	0	21	3.0	0	5	.000	0	3	.000	2	2	1.000	0	1	1	0.1	1	0	4	1	0	0	2	0.3
TOTAL	7	0	21	3.0	0	5	.000	0	3	.000	2	2	1.000	0	1	1	0.1	1	0	4	1	0	0	2	0.3



HATCHER'S GAME-BY-GAME

JUNIOR SEASON (2011-12)

OPP	MIN	FG-FGA	3FG-FGA	FT-FTA	REB	A	BLK	STL	PTS
vs Minnesota	8	0-3	0-2	0-0	1	0	0	0	0
vs Florida St.	3	0-1	0-1	0-0	0	0	0	0	0
UTA	14	2-4	1-3	0-0	1	2	0	1	5
GRAMBLING ST.	13	0-0	0-0	0-1	0	1	0	1	0
ORU	6	0-2	0-2	0-0	0	0	0	0	0
MORGAN ST.	10	2-4	2-3	0-0	1	0	0	0	6
TSU	18	1-4	1-2	0-0	2	2	0	0	3
MVSU	4	0-2	0-1	0-0	0	0	0	0	0
at Georgia	1	0-0	0-0	0-0	0	0	0	0	0
TENNESSEE	5	0-0	0-0	2-2	0	2	0	0	2
AUBURN	5	0-1	0-1	0-0	0	0	0	0	0
VANDERBILT	1	0-0	0-0	0-0	0	0	0	0	0
at Miss State	0	0-0	0-0	0-0	0	0	0	0	0
ALABAMA	7	0-4	0-2	0-0	1	2	0	0	0
S. CAROLINA	2	0-0	0-0	0-0	0	0	0	0	0
vs Ole Miss	5	0-1	0-0	0-0	0	1	0	0	0
at SIUE	8	1-1	1-1	0-0	2	0	0	0	3
Totals	110	6-27	5-18	2-3	8	10	0	2	19

PRIOR TO ARKANSAS

Hatcher has found her home at Arkansas after stints at Oklahoma State and Southern Methodist. Hatcher inked with the Cowgirls out of high school and appeared in 25 games as a true freshman. She shot 28-of-60 from the field and was 16-of-38 from three-point range for a .421 shooting percentage. That mark ranked second on the team. She had 15 rebounds and 10 assists in her first season.

Hatcher transferred to SMU following her freshman season at OSU and sat out the 2009-10 season due to NCAA rules.

AT CENTRAL ARKANSAS CHRISTIAN

Hatcher was an all-state selection as a senior leading CAC to a 27-5 record and a berth in the 4A State Tournament. She averaged 24 ppg as a senior and finished

her career third on the school's all-time scoring list with 1,518 career points in three seasons. Hatcher was a four-time all-conference and two-time all-state selection and scored 1,974 career points with 283 three-pointers over her four-year prep career (Pulaski Academy and CAC).

In addition to basketball, Hatcher was active in cross country, soccer and track helping her teams to 11 state titles. She was featured in Sports Illustrated's "Faces In The Crowd".

PERSONAL

Born Jan. 17, 1990, Kelsey Brooke Hatcher is the oldest of six children to Greg Hatcher and Tammy Childress of Little Rock, Ark. She has four sisters, Haley, Larkin, Lynley and Mattie and a brother, Layne. Hatcher graduated in May with a bachelor's degree in communication at Arkansas and is currently pursuing her master's degree.



SARAH WATKINS

Post ♦ 6-3 ♦ Senior

Germantown, Tenn. ♦ Houston HS



Four

HONORS AND AWARDS

- ♦ Preseason All-SEC Second-Team (Coaches & Media)
- ♦ Preseason (2nd)/Postseason (4th) CollegeSportsMadness.com All-SEC
- ♦ SEC Player of the Week (1-23-12)
- ♦ Primetime Performers Weekly Honor Roll (1-24-12)
- ♦ All-SEC Second Team

2011-12 SEASON HIGHS

Points:	21, #25/22 Vanderbilt, 1-19-12
FGM:	9, #25/22 Vanderbilt, 1-19-12
FGA:	21, at Auburn, 2-12-12
FTM:	9, Florida, 1-29-12
FTA:	12, Morgan State, 12-19-11
3FGM:	1, at #6/7 Tennessee, 2-24-12*
3FGA:	4, at #6/7 Tennessee, 2-24-12*
Off. Reb.	8, at Miss State, 1-26-12
Def. Reb.	5, Florida, 1-29-12*
Total Reb.	10, at Miss State, 1-26-12*
Assists:	3, Florida, 1-29-12
Blocks:	6, No. 25/22 Vanderbilt
Steals:	3, Minnesota, 11-11-11
Minutes:	41, at #5/6 Tennessee, 2-23-12

CAREER HIGHS

Points:	25, Lamar, 3-17-11
FGM:	10, Lamar, 3-17-11*
FGA:	21, at Auburn, 2-12-12*
FTM:	9, Florida, 1-29-12*
FTA:	12, Morgan State, 12-19-11
3FGM:	2, Lamar, 3-17-11*
3FGA:	8, Lamar, 3-17-11
Off. Reb.	8, at Miss State, 1-26-12
Def. Reb.	10, Georgia, 2-3-11
Total Reb.	14, Lamar, 3-17-11*
Assists:	4, Ole Miss, 1-23-11
Blocks:	6, No. 25/22 Vanderbilt*
Steals:	3, Minnesota, 11-11-11*
Minutes:	41, at #5/6 Tennessee, 2-23-12

*Most Recent

WATKINS' CAREER STATS

All Games															Rebounds												
Year	GP	GS	Min	Avg	FG	Total FGA	Pct	FG	3 Point FGA	Pct	FT	FTA	Pct	Off	Def	Tot	Avg	PF	FO	Ast	TO	Blk	Stl	Pts	Avg		
2009-10	30	2	619	20.6	71	188	.378	3	9	.333	31	50	.620	41	75	116	3.9	63	0	14	56	40	17	176	5.9		
2010-11	34	34	1012	29.8	169	364	.464	23	64	.359	97	141	.688	74	117	191	5.6	93	2	23	72	58	17	458	13.5		
2011-12	33	33	863	26.2	118	333	.354	12	49	.245	82	111	.739	67	78	145	4.4	87	2	22	56	63	21	330	10.0		
TOTAL	97	69	2494	25.7	358	885	.405	38	122	.311	210	302	.695	182	270	452	4.7	243	4	59	184	161	55	964	9.9		

Southeastern Conference															Rebounds												
Year	GP	GS	Min	Avg	FG	Total FGA	Pct	FG	3 Point FGA	Pct	FT	FTA	Pct	Off	Def	Tot	Avg	PF	FO	Ast	TO	Blk	Stl	Pts	Avg		
2009-10	16	2	321	20.1	25	93	.269	0	3	.000	16	26	.615	18	33	51	3.2	29	0	7	24	18	6	66	4.1		
2010-11	16	16	538	33.6	79	180	.439	11	35	.314	51	72	.708	33	59	92	5.8	45	1	18	37	27	9	220	13.8		
2011-12	16	16	477	29.8	63	180	.350	4	25	.160	38	50	.760	37	37	74	4.6	47	1	11	29	40	10	168	10.5		
TOTAL	48	34	1336	27.8	167	453	.369	15	63	.238	105	148	.709	88	129	217	4.5	121	2	36	90	85	25	454	9.5		

AS A JUNIOR (2011-12)

Sarah Watkins' presence in the paint made opponents think twice before driving the lane in 2011-12. A shot-blocking force, Watkins tallied 63 blocks and is third all-time at Arkansas with 161 career rejections. She finished her junior season tied for first in SEC only games with 2.5 blocks per game and third in all games with 1.9 bpg. Watkins ranked 45th in the country in blocks per game as well.

In addition to her shot-blocking ability, Watkins scored 10.0 points per game and scored in double figures in 17 contests as a junior. She also had one double-digit rebounding game grabbing a season-best 10 rebounds.

Watkins recorded a block in 26 games last year and tied her career-best with six blocks against No. 25/22 Vanderbilt tying the Arkansas record for blocks in an SEC game.

In SEC only games, Watkins finished her junior season ranked ninth in free throw percentage hitting 76.0 percent of her bonus shots. She ranked 26th in all games in scoring averaging 10.0 ppg and was seventh in free throw percentage with a 73.9 mark.

She earned preseason All-SEC Second-Team honors from the coaches and media and postseason second-team honors from the coaches. Watkins was a preseason CollegeSportsMadness.com All-SEC Second-Team selection and a fourth-team postseason pick.



The Germantown, Tenn., native earned SEC Player of the Week (1-23-12) and selection to the Primetime Performers Weekly Honor Roll (1-24-12). Watkins ranks 26th in points with 964 and 26th in rebounding with 452 heading into her senior season.

AS A SOPHOMORE (2010-11)

A shooter's worst nightmare, Watkins' emerged as a solid post player and premier shot-blocker as a sophomore in 2010-11. Watkins finished her second season of college ball second on the team with 13.5 ppg and 5.6 rpg. She led the team with 58 blocks, bettering her freshman record of 40 from the previous year. Her efforts were rewarded with all-tournament team honors at UTEP and selection to the media's All-SEC Second-Team. She also earned SEC Player of the Week honors in early January. Watkins elevated her game in the postseason scoring 16.8 ppg and grabbing 6.5 rpg in four contests. She had 28 games in double-figure scoring, six with double-digit rebounds and six double-doubles. Watkins scored 20 or more points four times last year highlighted by a career-best 25 points in a postseason win over Lamar in which she shot 10-for-21 from the floor. Her 14 rebounds against Georgia and against Lamar are also career-highs. As a shot-blocker, Watkins finished the year ranked eighth in the Arkansas career record books, third in the SEC in both all game and league game single season numbers and 64th in the nation as a sophomore.

AS A FRESHMAN (2009-10)

Watkins was asked to step in and step up as a post player in the toughest conference in the country as a true freshman. A 30-game player in her first year, Watkins averaged 5.9 ppg, 3.9 rpg and 20.6 minutes per game in 2009-10. A post player with the ability to step out and shoot the three, Watkins got better with every game. She opened her career with a 20-point effort against Alcorn State – all in the second half. She had three games in double-figures to start the season but a recurring back injury slowed her at times during the season. Watkins led the team in blocks with 40 as a freshman and just missed the single game record with five against Coppin State.



AT HOUSTON HS

Watkins was rated top 50 or top 100 by almost every notable girls' basketball service. ESPN listed the versatile center as the No. 42 recruit in the country (and the No. 7 forward in the country), *touting her ability to score from two feet to 24 feet*. SLAM magazine listed Watkins as its No. 60 prospect as well. Already a 1,000-point career scorer by the close of her junior year, Watkins led Houston High in Germantown, Tenn., to the 8-AAA regional championship in basketball. Watkins averaged 23 ppg, 10 rpg and 5 blocks last season. She broke the HHS single-game scoring record last year with 43 points against rival Germantown, pulling down 18 rebounds with eight blocks. As a junior, Watkins was named MVP of the regional tournament, along with all-metro Memphis and several other tournament teams. The 6-3 post was also selected for both Nike Skills Academy and adidas Top Ten. Her AAU team, Memphis Elite, is a fixture on the national tournament scene. Along with her basketball talent, Watkins is a member of Houston High's two-time district and regional golf champion squads. As a senior, she was a scoring member of HHS team that was third at the state Class AAA championship and was seventh her junior year.

PERSONAL

Born Sept. 14, 1990, Sarah Elizabeth Watkins is one of three children to Roxanne and Dennis Watkins. She has two brothers, Daniel and David. Watkins is majoring in sports medicine and applied exercise science at Arkansas.

WATKINS' GAME-BY-GAME

JUNIOR SEASON (2011-12)

OPP	MIN	FG-FGA	3FG-FGA	FT-FTA	REB	A	BLK	STL	PTS
vs Minnesota	34	7-11	0-3	4-5	3	1	4	3	18
vs USF	33	2-14	0-1	3-6	4	1	0	0	7
vs Florida St.	29	5-15	1-2	4-5	9	1	1	0	15
UTA	23	3-4	0-0	3-5	2	0	3	0	9
UTAH	19	3-10	1-1	0-0	5	0	1	0	7
GRAMBLING ST.	15	1-5	1-2	0-0	3	0	0	0	3
at MTSU	21	4-9	1-4	6-7	3	1	1	1	15
SFA	15	1-5	1-2	0-0	5	1	2	0	3
ORU	28	7-15	1-1	0-0	6	1	1	0	15
MORGAN ST.	18	1-7	0-0	9-12	7	1	1	1	11
TSU	23	6-12	0-0	4-5	5	2	4	2	16
MVSU	27	5-12	1-1	4-6	5	1	2	0	15
at Georgia	25	5-16	0-2	5-5	9	0	2	0	15
at KENTUCKY	31	0-13	0-1	1-2	6	1	5	1	1
TENNESSEE	19	0-2	0-0	2-2	0	0	1	0	2
at Ole Miss	33	4-11	1-2	2-2	4	1	3	2	11
AUBURN	28	4-11	1-2	3-4	4	0	2	2	12
VANDERBILT	28	9-17	0-1	3-4	3	0	6	0	21
at LSU	28	2-7	0-1	4-4	3	1	0	1	8
at Miss State	34	4-14	0-2	0-1	10	1	5	0	8
FLORIDA	38	4-9	0-1	9-10	6	3	4	0	17
ALABAMA	18	5-9	0-0	1-2	4	0	2	2	11
S. CAROLINA	33	4-10	0-2	1-2	2	0	3	0	9
at AUBURN	37	6-21	1-1	1-2	8	1	2	1	14
LSU	32	1-10	0-2	2-4	1	1	0	1	4
MISS STATE	28	5-12	0-3	2-2	6	1	2	0	12
at TENNESSEE	41	8-12	1-4	1-2	2	0	1	0	18
at S. CAROLINA	24	2-6	0-1	1-2	6	1	2	0	5
vs Ole Miss	15	2-3	1-2	0-2	2	0	0	0	5
vs LSU	24	1-7	0-1	1-1	5	1	0	0	3
at SIUE	21	2-9	0-2	0-0	1	0	3	0	4
vs Dayton	17	2-4	0-1	2-3	2	0	0	0	6
at Texas A&M	24	3-11	0-1	4-4	4	0	0	4	10
Totals	863	118-333	12-49	82-111	145	22	63	21	330

SOPHOMORE SEASON (2010-11)

OPP	MIN	FG-FGA	3FG-FGA	FT-FTA	REB	A	BLK	STL	PTS
FLORIDA A&M	25	4-12	0-0	3-5	7	0	0	0	11
DAVIDSON	27	4-10	1-1	2-2	1	0	0	2	11
MVSU	22	3-7	0-0	0-0	3	0	1	0	6
MTSU	15	1-5	0-0	0-0	6	0	1	0	2
TENNESSEE STATE	24	7-11	1-1	2-2	7	0	3	1	17
vs High Point	23	8-11	0-0	1-2	6	3	1	1	17
at UTEP	37	7-12	0-0	1-4	8	0	5	0	15
at UT Arlington	31	5-8	0-0	2-4	6	0	5	1	12
at UTAH	34	6-9	2-2	4-5	5	0	0	0	18
ORAL ROBERTS	29	10-13	2-4	0-0	10	1	3	1	22
#12 OKLAHOMA	27	1-4	0-0	4-4	2	0	0	0	6
FURMAN	25	3-7	2-2	4-4	4	0	3	0	12
at Florida	31	4-9	1-2	1-2	5	1	2	0	10
KENTUCKY	30	4-10	0-1	6-6	9	1	6	0	14
at Mississippi State	35	9-16	0-3	3-5	6	1	0	0	21
GEORGIA	25	4-9	0-1	4-5	1	1	1	0	12
at Alabama	38	5-10	1-3	5-6	1	1	0	0	16
at Vanderbilt	24	3-10	1-2	2-2	3	2	0	3	9
OLE MISS	38	9-16	0-2	3-6	4	4	2	2	21

at LSU	38	2-8	2-2	4-4	10	0	1	1	10
TENNESSEE	30	4-6	1-2	6-7	2	0	2	0	15
at Georgia	40	6-13	2-4	2-6	14	1	2	0	16
SOUTH CAROLINA	38	2-4	1-1	5-6	10	1	2	1	10
AUBURN	36	4-17	1-3	3-4	10	3	1	0	12
at Ole Miss	25	6-13	0-2	2-4	4	0	0	0	14
LSU	37	7-18	1-3	4-6	4	0	1	0	19
at KENTUCKY	37	4-9	0-1	1-2	4	1	4	1	9
ALABAMA	36	6-12	0-3	0-1	5	1	3	1	12
vs Florida	30	3-11	0-2	1-2	4	0	2	0	7
SIUE-EDWARDSVILLE	23	5-11	1-3	4-6	4	1	1	0	15
LAMAR	26	10-21	2-8	3-7	14	0	4	0	25
at Missouri State	29	4-16	1-5	4-7	8	0	1	2	13
at Oral Roberts	18	4-6	0-0	5-6	2	0	0	0	13
at Illinois State	29	5-10	0-1	6-9	2	0	1	0	16
Totals	1012	169-364	23-64	97-141	191	23	58	17	458

FRESHMAN SEASON (2009-10)

OPP	MIN	FG-FGA	3FG-FGA	FT-FTA	REB	A	BLK	STL	PTS
vs Alcorn St.	21	9-11	0-1	2-3	5	2	1	1	20
at SMU	28	4-8	0-0	2-2	8	1	0	2	10
ETSU	22	6-9	1-1	1-2	9	0	3	2	14
vs IONA	22	1-7	0-1	0-0	6	1	1	1	2
vs WKU	25	3-5	0-0	2-2	3	0	2	0	8
KANSAS ST.	31	4-9	0-0	1-2	3	1	1	1	9
at #20 Okla.	30	8-12	2-2	0-3	5	1	0	0	18
COPPIN ST.	21	1-3	0-0	0-0	7	1	5	0	2
at N'western	20	2-9	0-0	2-2	4	0	0	1	6
vs DePaul	17	0-3	0-1	2-4	2	0	1	0	2
vs UTAH	12	2-4	0-0	0-0	2	0	1	1	4
vs VCU	11	0-2	0-0	0-0	3	0	1	0	0
SHSU	17	3-7	0-0	1-2	6	0	3	1	7
FLORIDA	24	3-7	0-1	0-2	6	1	3	1	6
#11/12 LSU	20	1-9	0-1	0-0	2	0	0	0	2
at Ole Miss	18	3-7	0-0	1-2	0	1	2	1	7
MISS ST.	12	0-4	0-0	1-2	3	0	0	0	1
#6 GA	24	1-7	0-0	2-3	4	1	0	0	4
at #25 Ky.	13	0-2	0-0	1-2	2	0	1	0	1
at Alabama	15	2-3	0-0	0-0	2	1	0	1	4
#24 VU	18	2-7	0-0	0-1	1	0	0	0	4
at #5 Tenn.	16	1-7	0-1	0-1	4	1	0	0	2
#20/18 KY	17	1-6	0-0	3-5	2	0	1	0	5
at Auburn	17	1-3	0-0	0-0	0	0	2	1	2
at S. Carolina	24	4-8	0-0	6-6	4	0	3	1	14
OLE MISS	28	3-8	0-0	0-0	8	1	2	0	6
ALABAMA	27	1-6	0-0	2-2	6	0	2	1	4
at #20 LSU	24	1-6	0-0	0-0	3	1	1	0	2
at #24 Ga.	24	1-3	0-0	0-0	4	0	1	0	2
vs Vanderbilt	21	3-6	0-0	2-2	2	0	3	1	8
Totals	619	71-188	3-9	31-50	116	14	40	17	176



QUISTELLE WILLIAMS

Forward ♦ 6-1 ♦ Senior

Grand Rapids, Mich. ♦ Ottawa Hills



Twenty-Four

2011-12 SEASON HIGHS

Points:	15, Dayton, 3-17-12
FGM:	7, at Texas A&M, 3-19-12*
FGA:	14, at Texas A&M, 3-19-12
FTM:	2, at South Carolina, 2-26-12*
FTA:	4, Alabama, 2-2-12*
3FGM:	2, at #6/7 Tennessee, 2-24-12
3FGA:	4, at Texas A&M, 3-19-12
Off. Reb.	5, at South Carolina, 2-26-12*
Def. Reb.	11, Morgan State, 12-19-11
Total Reb.	12, Morgan State, 12-19-11
Assists:	2, MVSU, 12-28-11*
Blocks:	3, Morgan State, 12-19-11
Steals:	3, MVSU, 12-28-11
Minutes:	28, Utah, 11-20-11

CAREER HIGHS

Points:	16, Lamar, 3-17-11
FGM:	7, at Texas A&M, 3-19-12*
FGA:	14, at Texas A&M, 3-19-12
FTM:	3 vs. Alabama, 2-21-10*
FTA:	5 at S. Carolina, 2-14-10*
3PTM:	3, Lamar, 3-17-11
3PTA:	6 at #20 LSU, 2-25-10
Off. Reb.	7, Davidson, 11-14-10
Def. Reb.	11, Morgan State, 12-19-11
Rebounds:	12, Morgan State, 12-19-11
Assists:	3 vs. ASU, 11-15-09
Blocks:	3, Morgan State, 12-19-11*
Steals:	4, MTSU, 11-21-10
Minutes:	28, Utah, 11-20-11

*Most Recent

AS A JUNIOR (2011-12)

Quistelle Williams emerged on the big stage of the NCAA Tournament with two of her best games as a Razorback. Williams lead Arkansas with 15 points and seven rebounds in a win over Dayton in the first round of the tournament and followed up with 14 points and eight boards against the defending national champion Texas A&M Aggies on their home floor. Williams will likely catch the attention of next year's opponents.

A quiet player, Williams played in 32 games averaging 5.3 points per game and 4.4

rebounds per game in 2011-12. She had four games in double figures including two in the NCAA Tournament. She grabbed a career-best 12 rebounds, including 11 defensive boards, in a win over Morgan State in December. Her 7-for-14 performance at Texas A&M were both career best numbers as well.

Williams, like the other Razorback post players, is not afraid to step out and try a three. She hit 10 three pointers last year including one in the NCAA Tournament.



WILLIAMS' CAREER STATS

All Games		3 Point										Rebounds													
Year	GP	GS	Min	Avg	FG	FGA	Pct	FG	FGA	Pct	FT	FTA	Pct	Off	Def	Tot	Avg	PF	FO	Ast	TO	Blk	Stl	Pts	Avg
2009-10	26	0	382	14.7	44	109	.404	7	36	.194	16	26	.615	31	67	98	3.8	37	2	14	27	10	13	111	4.3
2010-11	25	1	349	14.0	38	87	.437	6	16	.375	14	23	.609	33	44	77	3.1	33	0	7	18	9	15	96	3.8
2011-12	32	0	556	17.4	70	169	.414	10	48	.208	19	38	.500	49	93	142	4.4	52	1	18	26	14	28	169	5.3
TOTAL	83	1	1287	15.5	152	365	.416	23	100	.230	49	87	.563	113	204	317	3.8	122	3	39	71	33	56	376	4.5

Southeastern Conference			Total										3 Point					Rebounds									
Year	GP	GS	Min	Avg	FG	FGA	Pct	FG	FGA	Pct	FT	FTA	Pct	Off	Def	Tot	Avg	PF	FO	Ast	TO	Blk	Stl	Pts	Avg		
2009-10	13	0	187	14.4	19	55	.345	4	22	.182	6	9	.667	11	34	45	3.5	14	0	4	14	6	5	48	3.7		
2010-11	10	1	74	7.4	3	12	.250	0	0	.000	3	4	.750	8	8	16	1.6	8	0	3	2	0	2	9	0.9		
2011-12	16	0	250	15.6	28	75	.373	3	21	.143	10	20	.500	29	27	56	3.5	25	0	7	17	7	12	69	4.3		
TOTAL	39	1	511	13.1	50	142	.352	7	43	.163	19	33	.576	48	69	117	3.0	47	0	14	33	13	19	126	3.2		

AS A SOPHOMORE (2010-11)

Williams continued to improve in her second season of collegiate basketball with the Razorbacks. She played in 25 games starting one and really showcased her skills late in the season. She finished the year sixth on the team in scoring with 3.8 ppg and averaged 3.1 rpg as a sophomore. She improved those numbers to 8.8 ppg and 4.0 rpg in the four-game postseason run in the WNIT Tournament. Williams scored in double-digits three times last year highlighted by a career-best 16 points on 6-for-9 shooting against Lamar in the first game of the postseason.

AS A FRESHMAN (2009-10)

Williams had the unenviable task of taking a year off from basketball and having to play her way into competition form throughout the year. She responded playing in 26 games and averaging 4.3 ppg and 3.8 rpg in her first season. Williams had three games in which she scored double-figures with a season/career-best of 13 twice. She had 13 points and 11 rebounds – her first career double-double leading Arkansas to a school-record 18-point comeback at South Carolina and earned SEC Freshman of the Week honors for her efforts.

PRIOR TO ARKANSAS

Williams signed with Arkansas as part of Tom Collen's first recruiting class in 2008 but sat out the 2008-09 season. Williams averaged 16.4 ppg and 10 rpg as the top scorer for the EKHS Falcons, with a season-high and team-leading 29 points against Muskegon. Williams scored in double digits in every game she played except one, and was the Falcons' leading scorer in almost three-fourths of the 20-game season. On several occasions, Williams scored half of her team's total points, including her EKHS career best of 29 as the Falcons' picked up 59 points as a team against Muskegon. Along with her scoring, Williams was one of the team's top assist-makers with six per game. She also blocked four shots per game as a senior.



The 29 points equals her junior season best as a player for Grand Rapids, Mich., Ottawa Hills High. She averaged 14 ppg, 10 rpg and 6 apg for Ottawa as a junior. A starter at the varsity level since her freshman season, she began her career as the starting point guard for Ottawa Hills before moving to a forward slot as a junior and senior. The 6-1 forward pulled down a senior season high 12 rebounds with 19 points against Jenison. Williams made her best run at a triple-double against West Ottawa with 18 points, nine boards and six assists.

In addition to her local recognition, Williams was among the players nominated from the state of Michigan for the McDonald's All-America game. Williams is a three-time all-conference and three-time all-area selection. She participated in several regional leagues, including earning MVP honors in a local exposure league for up-and-coming players last summer. Williams was the first high school player from the state of Michigan to sign at Arkansas for women's basketball.

PERSONAL

Quistelle Euniece Williams is the daughter of Anshanette Colbert-Brooks and Christopher Brooks. Born Aug. 26, 1990, Williams has a sister, Taneisha, and brother Brian. She plans to major in criminal justice and sociology at Arkansas.

WILLIAMS' GAME-BY-GAME

JUNIOR SEASON (2011-12)

OPP	MIN	FG-FGA	3FG-FGA	FT-FTA	REB	A	BLK	STL	PTS
vs Minnesota	6	1-1	0-0	0-2	4	0	0	0	2
vs USF	9	2-3	0-0	0-1	1	1	0	0	4
vs Florida St.	21	1-4	0-2	2-2	7	1	0	0	4
UTAH	28	3-7	0-1	0-0	6	1	1	0	6
GRAMBLING ST.	18	6-10	1-2	0-0	4	0	2	1	13
at MTSU	26	3-7	1-3	1-2	4	0	0	1	8
SFA	18	3-6	1-3	1-2	5	1	1	1	8
ORU	20	1-6	0-1	0-0	7	1	0	2	2
MORGAN ST.	16	1-7	0-2	1-2	12	0	3	0	3
TSU	9	0-2	0-1	0-0	2	2	0	0	0
MVSU	16	2-3	0-0	2-2	5	2	0	3	6
at Georgia	15	0-3	0-0	0-0	1	0	0	0	0
at KENTUCKY	10	1-3	0-0	0-0	2	0	0	0	2
TENNESSEE	21	2-6	0-3	2-2	6	0	0	1	6
at Ole Miss	22	5-10	0-1	0-2	6	0	0	1	10
AUBURN	13	1-3	0-1	2-4	6	1	0	0	4
VANDERBILT	20	3-9	0-2	2-2	3	1	0	1	8
at LSU	17	4-10	0-3	0-0	4	1	0	2	8
at Miss State	11	1-1	0-0	0-0	0	0	0	2	2
FLORIDA	18	1-5	0-1	1-2	0	1	1	1	3
ALABAMA	17	2-8	1-4	0-2	5	1	2	2	5
S. CAROLINA	10	0-1	0-0	0-0	2	1	1	0	0
at AUBURN	7	1-2	0-0	0-0	3	0	0	0	2
LSU	16	1-2	0-1	0-0	2	1	1	1	2
MISS STATE	12	2-4	0-2	0-0	5	0	1	0	4
at TENNESSEE	23	2-5	0-3	1-4	5	0	1	0	7
at S. CAROLINA	18	2-3	0-0	2-2	6	0	0	1	6
vs Ole Miss	24	2-4	2-3	1-2	7	1	0	1	7
vs LSU	22	1-6	1-3	0-0	4	0	0	2	3
at SIUE	16	2-3	0-0	1-2	3	0	0	2	5
vs Dayton	26	7-11	1-2	0-0	7	1	0	1	15
at Texas A&M	31	7-14	0-4	0-1	8	0	0	2	14
Totals	556	70-169	10-48	19-38	142	18	14	28	169

SOPHOMORE SEASON (2010-11)

OPP	MIN	FG-FGA	3FG-FGA	FT-FTA	REB	A	BLK	STL	PTS
FLORIDA A&M	13	1-2	0-0	1-2	3	0	1	1	3
DAVIDSON	15	1-6	0-2	2-4	8	1	2	1	4
MVSU	14	0-2	0-0	2-2	3	0	0	1	2
MTSU	19	1-4	0-0	0-0	6	0	2	4	2
at UT Arlington	17	0-1	0-0	1-2	4	1	0	0	1
at UTAH	16	2-3	0-0	0-0	2	0	1	0	4
ORAL ROBERTS	21	3-6	0-0	1-2	5	0	0	1	7
#12 OKLAHOMA	16	1-4	0-0	0-0	1	0	0	1	2
FURMAN	20	5-8	0-1	1-2	3	1	0	0	11
at Florida	11	1-1	0-0	0-0	1	0	0	0	2
KENTUCKY	3	0-0	0-0	0-0	0	0	0	0	0
at Mississippi State	9	0-3	0-0	0-0	2	0	0	0	0
GEORGIA	19	1-4	0-0	1-2	5	1	0	0	3
at Alabama	0	0-0	0-0	0-0	0	0	0	0	0
TENNESSEE	9	0-0	0-0	2-2	2	1	0	0	2
at Georgia	11	0-1	0-0	0-0	2	0	0	1	0
AUBURN	5	1-2	0-0	0-0	2	1	0	1	2
LSU	3	0-0	0-0	0-0	1	0	0	0	0
ALABAMA	4	0-1	0-0	0-0	1	0	0	0	0
vs Florida	24	5-5	2-2	1-2	2	0	0	1	13
SIU-EDWARDSVILLE	18	1-3	0-1	1-2	4	0	0	0	3
LAMAR	17	6-9	3-4	1-1	5	1	2	0	16
at Missouri State	22	4-7	0-1	0-0	7	0	0	0	8
at Oral Roberts	23	3-6	0-0	0-0	3	0	0	2	6
at Illinois State	20	2-9	1-5	0-0	5	0	1	1	5
Totals	349	38-87	6-16	14-23	77	7	9	15	96

FRESHMAN SEASON (2009-10)

OPP	MIN	FG-FGA	3FG-FGA	FT-FTA	REB	A	BLK	STL	PTS
vs Alcorn St.	11	2-4	0-1	0-0	5	3	0	2	4
ETSU	13	2-3	0-0	1-2	5	1	1	0	5
vs IONA	8	0-0	0-0	0-0	0	0	0	1	0
vs WKU	9	1-1	0-0	0-0	2	1	0	0	2
KANSAS ST.	13	3-5	1-2	3-3	3	0	0	3	10
at #20 Okla.	13	3-7	1-2	2-2	3	0	0	2	9
COPPIN ST.	11	1-4	0-1	0-0	3	1	0	0	2
at N'western	0	2-6	0-2	1-2	8	2	1	0	5
vs DePaul	23	2-7	0-3	0-1	4	0	0	0	4
vs UTAH	15	2-2	0-0	1-2	5	0	1	0	5
vs VCU	24	2-3	0-0	0-0	6	0	1	0	4
SHSU	18	5-9	1-2	2-5	5	1	0	0	13
FLORIDA	11	0-2	0-1	0-0	1	0	0	0	0
#11/12 LSU	17	2-7	1-5	0-0	2	0	1	0	5
at Ole Miss	6	0-2	0-0	0-0	1	0	0	0	0
MISS ST.	6	0-1	0-0	0-1	2	0	0	0	0
at #25 Ky.	2	0-1	0-0	0-0	0	0	0	0	0
at #5 Tenn.	10	1-2	1-2	0-0	1	0	0	0	3
#20/18 KY	21	2-6	0-0	0-0	10	1	1	0	4
at Auburn	29	4-8	0-3	0-0	8	2	0	1	8
at S. Carolina	30	5-11	0-1	3-5	11	0	1	1	13
OLE MISS	11	1-2	0-1	0-0	0	1	0	1	2
ALABAMA	20	2-5	0-3	3-3	7	0	3	1	7
at #20 LSU	18	2-6	2-4	0-0	2	0	0	1	6
at #24 Ga.	6	0-2	0-2	0-0	0	0	0	0	0
vs Vanderbilt	17	0-3	0-1	0-0	4	1	0	0	0
Totals	382	44-109	7-36	16-26	98	14	10	13	111



KEIRA PEAK

Forward ♦ 5-9 ♦ Junior
Clyattville, Ga. ♦ Lowndes



One

HONORS AND AWARDS

- ♦ Got first start at SIUE
- ♦ Scored in double figures twice this year

2011-12 SEASON HIGHS

Points:	14, Dayton, 3-17-12
FGM:	6, Dayton, 3-17-12
FGA:	12, Texas Southern, 12-21-11
FTM:	4, #6/7 Tennessee, 1-8-12*
FTA:	8, Grambling State, 11-25-11
3FGM:	0
3FGA:	2, MTSU, 12-3-11
Off. Reb.	6, Texas Southern, 12-21-11
Def. Reb.	6, Auburn, 1-15-12
Total Reb.	9, Texas Southern, 12-21-11
Assists:	2, at Auburn, 2-12-12*
Blocks:	2, MVSU, 12-28-11
Steals:	2, at Auburn, 2-12-12*
Minutes:	28, #6/7 Tennessee, 2-23-12

CAREER HIGHS

Points:	16, UTEP, 11-27-10
FGM:	6, UT-Arkington, 12-1-10*
FGA:	15, at Florida, 1-3-11
FTM:	5, No. 12 Oklahoma, 12-19-10*
FTA:	8, Grambling State, 11-25-11*
3FGM:	2, UTEP, 11-27-10
3FGA:	4, UTEP, 11-27-10
Off. Reb.	6, Texas Southern, 12-21-11*
Def. Reb.	8, No. 12 Oklahoma, 12-19-10*
Total Reb.	12, MVSU, 11-17-10
Assists:	3, Lamar, 3-17-11*
Blocks:	2, MVSU, 12-28-11*
Steals:	4, UT-Arlington, 12-1-10
Minutes:	33, UT-Arlington, 12-1-10

*Most Recent

AS A SOPHOMORE (2011-12)

Keira Peak is a versatile player capable of playing many different roles for the Razorbacks. As a sophomore, Peak's athleticism continued to shine with her acrobatic rebounds and saves. Peak is no stranger to a floor burn. The Clyattville, Ga., native played in 32 games last year earning a start in the regular season finale at SIU-Edwardsville. She averaged 4.3 points per game and 3.0 rebounds per game as a sophomore.

What won't show up in the stat sheet is Peak's dominating defensive effort as she helped the Razorbacks rank eighth in the nation in scoring defense in 2011-12. Peak teamed with Dominique Robinson and the duo had the task of stopping the ball against some of the toughest teams in the nation. They responded forcing 622 opponent turnovers and helped Arkansas to 2,049 steals.

Peak scored in double digits three times as a sophomore includ-



PEAK'S CAREER STATS

All Games					Total			3 Point						Rebounds											
Year	GP	GS	Min	Avg	FG	FGA	Pct	FG	FGA	Pct	FT	FTA	Pct	Off	Def	Tot	Avg	PF	FO	Ast	TO	Blk	Stl	Pts	Avg
2010-11	31	0	814	26.3	86	220	.391	6	231	.231	42	81	.519	63	114	177	5.7	49	0	49	58	6	38	220	7.1
2011-12	32	1	481	15.0	50	124	.403	1	9	.111	35	53	.660	47	48	95	3.0	38	0	21	43	4	21	136	4.3
TOTAL	63	1	1295	20.6	136	344	.395	7	35	.200	77	134	.575	110	162	272	4.3	87	0	70	101	10	59	356	5.7
Southeastern Conference					Total			3 Point						Rebounds											
Year	GP	GS	Min	Avg	FG	FGA	Pct	FG	FGA	Pct	FT	FTA	Pct	Off	Def	Tot	Avg	PF	FO	Ast	TO	Blk	Stl	Pts	Avg
2010-11	14	0	397	28.4	32	99	.323	1	9	.111	15	28	.536	31	46	77	5.5	19	0	18	29	3	12	80	5.7
2011-12	15	0	230	15.3	19	49	.388	0	5	.000	13	16	.813	24	21	45	3.0	19	0	8	19	1	11	51	3.4
TOTAL	29	0	627	21.6	51	148	.345	1	14	.071	28	44	.636	55	67	122	4.2	38	0	26	48	4	23	131	4.5



and averaging 7.1 ppg and 5.7 rpg. Peak quickly became a fan favorite with her extra hustle and dynamic jumping ability. If there were a statistic for scrapping on the floor, Peak would have won it. Peak had eight games in double-digit scoring including a career-best 16 points in the win at UTEP. She collected a career-best 12 rebounds against Mississippi Valley State.

AT LOWNDES HS

Peak was a first-team all-state selection from Clyattville, Ga. (near Valdosta). Listed as a power or strong forward for Lowndes High School, Peak played in 29 games averaging 22.0 ppg as a senior. Her career numbers include 83 games, 18.0 ppg, 3.0 apg and 12.0 rpg in four seasons. In addition to her all-state honor, Peak most recently earned MVP honors at the North-South All-Star game. She is a first-team all-region selection as a senior after earning first-team honors as a junior. Peak paced the Lowndes Vikes to three consecutive 22+ win seasons and scored more than 1,200 career points. She grabbed more than 800 career rebounds and had 200+ steals. In addition to basketball, Peak was a four-year letterwinner in track and a one-year letterwinner in softball.

PERSONAL

Keira Shauntae Peak was born May 17, 1991, and is the daughter of Carol Jacobs of Valdosta, Ga. Peak has three older siblings, Tony, Kenneth and Keia, and is majoring in business at Arkansas.

ing a season-best 14 points in the win over Dayton in the first round of the NCAA Tournament. Peak was 6-for-10 from the floor in the game with five rebounds. She grabbed a career-high six offensive rebounds against Texas Southern as a sophomore.

AS A FRESHMAN (2010-11)

It is often difficult for a freshman player to have an immediate impact on a team, especially in the Southeastern Conference, but that is exactly what Peak did for the Razorbacks last season. The Clyattville, Ga., native took her time getting started but worked hard playing in 31 of 34 games

PEAK'S GAME-BY-GAME

SOPHOMORE SEASON (2011-12)

OPP	MIN	FG-FGA	3FG-FGA	FT-FTA	REB	A	BLK	STL	PTS
vs Minnesota	18	1-4	0-0	0-0	1	0	0	1	2
vs USF	9	1-2	0-0	1-2	1	1	0	0	3
vs Florida St.	15	0-3	0-0	2-4	3	0	0	0	2
UTA	14	0-5	0-0	2-4	1	1	0	0	2
UTAH	7	0-0	0-0	0-0	0	0	0	1	0
GRAMBLING ST.	17	1-3	0-0	4-8	7	1	0	2	6
at MTSU	9	1-5	0-2	0-0	2	0	0	0	2
SFA	16	3-5	0-0	0-0	5	1	1	1	6
ORU	14	2-5	0-0	4-4	1	0	0	1	8
MORGAN ST.	7	1-1	0-0	0-0	2	0	0	2	2
TSU	18	4-12	0-0	4-6	9	1	0	0	12
MVSU	15	1-3	0-0	2-2	2	1	2	0	4
at Georgia	10	1-3	0-1	0-0	2	0	0	1	2
TENNESSEE	15	0-5	0-1	4-4	3	0	1	0	4
at Ole Miss	10	0-2	0-1	0-0	3	0	0	1	0
AUBURN	20	2-2	0-0	2-3	7	1	0	1	6
VANDERBILT	23	0-3	0-0	2-2	5	0	0	1	2
at LSU	9	1-2	0-1	0-0	0	1	0	1	2
at Miss State	6	1-1	0-0	0-0	0	0	0	0	2
FLORIDA	8	2-2	0-0	0-0	1	1	0	0	4
ALABAMA	11	3-5	0-0	1-1	7	2	0	1	7
S. CAROLINA	22	4-7	0-0	1-2	4	1	0	2	9
at AUBURN	18	0-1	0-0	1-2	2	2	0	2	1
LSU	21	2-5	0-1	0-0	3	0	0	1	4
MISS STATE	9	0-4	0-0	0-0	1	0	0	0	0
at TENNESSEE	28	1-3	0-0	0-0	4	0	0	0	2
at S. CAROLINA	20	2-4	0-0	2-2	3	0	0	0	6
vs Ole Miss	19	3-5	1-1	1-2	2	0	0	1	8
vs LSU	16	1-3	0-0	0-0	1	1	0	1	2
at SIUE	22	6-8	0-0	0-0	7	4	0	0	12
vs Dayton	26	6-10	0-0	2-5	5	1	0	0	14
at Texas A&M	9	0-1	0-1	0-0	1	1	0	0	0
Totals	481	50-124	1-9	35-53	95	21	4	21	136

FRESHMAN SEASON (2010-11)

OPP	MIN	FG-FGA	3FG-FGA	FT-FTA	REB	A	BLK	STL	PTS
FLORIDA A&M	25	3-9	1-2	1-4	7	1	0	1	8
DAVIDSON	26	3-6	0-1	0-1	5	3	0	1	6
MVSU	27	2-7	0-2	1-2	12	3	0	1	5
MTSU	22	6-8	1-1	1-1	2	1	0	2	14
TENNESSEE STATE	22	3-7	0-1	2-2	2	1	0	1	8
vs High Point	21	6-8	0-1	1-3	5	0	0	1	13
at UTEP	33	6-12	2-4	2-4	5	3	1	3	16
at UT Arlington	33	6-13	0-1	3-6	9	2	0	4	15
at UTAH	30	1-4	0-0	1-2	5	1	2	2	3
ORAL ROBERTS	26	2-6	0-0	5-8	9	2	0	4	9
#12 OKLAHOMA	30	3-5	0-0	5-7	9	2	0	2	11
FURMAN	23	2-5	0-1	2-4	1	3	0	3	6
at Florida	33	5-15	0-2	0-1	7	1	0	0	10
KENTUCKY	24	4-7	0-0	2-4	5	2	0	1	10
at Mississippi State	31	1-7	0-0	4-4	5	1	0	0	6
GEORGIA	30	2-12	0-1	0-1	5	2	0	0	4
at Alabama	29	3-8	1-1	4-4	7	0	0	1	11
at Vanderbilt	26	1-2	0-0	0-2	4	1	0	1	2
OLE MISS	28	2-5	0-0	0-4	6	2	0	2	4
at LSU	32	0-2	0-1	4-4	9	0	0	0	4
TENNESSEE	28	4-6	0-1	0-0	5	1	0	2	8
at Georgia	27	0-8	0-0	0-2	5	2	0	1	0
SOUTH CAROLINA	31	2-11	0-2	0-0	5	3	1	0	4
AUBURN	24	2-3	0-0	1-1	4	1	1	1	5
at Ole Miss	28	3-9	0-0	0-1	4	0	1	2	6
LSU	26	3-4	0-1	0-0	6	2	0	1	6
SIU-EDWARDSVILLE	14	4-8	0-0	1-1	5	1	0	1	9
LAMAR	19	1-7	0-0	1-4	5	3	0	0	3
at Missouri State	17	2-5	0-0	0-2	3	2	0	0	4
at Oral Roberts	23	1-2	0-0	1-2	8	1	0	0	3
at Illinois State	26	3-9	1-3	0-0	8	2	0	0	7
Totals	814	86-220	6-26	42-81	177	49	6	38	220



DOMINIQUE ROBINSON

Forward ♦ 6-0 ♦ Junior
Baton Rouge, La. ♦ Capitol



Twenty-One

2011-12 SEASON HIGHS

Points:	26, Texas Southern, 12-21-11
FGM:	11, Texas Southern, 12-21-11
FGA:	14, Utah, 11-20-11
FTM:	7, at No. 11/9 Kentucky, 1-5-12
FTA:	14, at No. 11/9 Kentucky, 1-5-12
3FGM:	2, at LSU, 1-22-12*
3FGA:	6, ORU, 12-10-11
Off. Reb.	10, UTA, 11-16-11
Def. Reb.	5, Florida, 1-29-12*
Total Reb.	13, UTA, 11-16-11
Assists:	3, UTA, 11-16-11
Blocks:	1, Florida, 1-29-12*
Steals:	3, Florida, 1-29-12*
Minutes:	38, Florida, 1-29-12

CAREER HIGHS

Points:	26, Texas Southern, 12-21-11
FGM:	11, Texas Southern, 12-21-11
FGA:	15, at Florida, 1-3-11
FTM:	7, at No. 11/9 Kentucky, 1-5-12
FTA:	14, at No. 11/9 Kentucky, 1-5-12
3FGM:	2, at LSU, 1-22-12*
3FGA:	6, ORU, 12-10-11
Off. Reb.	10, UTA, 11-16-11
Def. Reb.	8, No. 12 Oklahoma, 12-19-10*
Total Reb.	13, UTA, 11-16-11
Assists:	3, UTA, 11-16-11*
Blocks:	2, Utah, 12-4-10
Steals:	4, UT-Arlington, 12-1-10
Minutes:	38, Florida, 1-29-12

*Most Recent

AS A REDSHIRT SOPHOMORE (2011-12)

Dominique Robinson returned to the Razorback lineup and immediately earned a starting spot as a redshirt sophomore. The Baton Rouge, La., native was one of the toughest defensive players in the SEC in 2011-12 helping Arkansas rank eighth in the nation in scoring defense. Robinson often teamed with Keira Peak working against the opponents'

point guards and the tandem more than flustered many good ball handlers.

Robinson played and started 32 of 33 games for Arkansas averaging 6.6 points per game and 3.9 rebounds per game in 2011-12. She scored in double figures in eight games with a career-best 26 point game in non-conference win over Texas Southern in late December. Robinson grabbed a career-best 13 rebounds, 10 offensive and three defensive boards, in



ROBINSON'S CAREER STATS

All Games												Total			3 Point													Rebounds												
Year	GP	GS	Min	Avg	FG	FGA	Pct	FG	FGA	Pct	FT	FTA	Pct	Off	Def	Tot	Avg	PF	FO	Ast	TO	Blk	Stl	Pts	Avg															
2009-10	29	0	602	20.8	46	136	.338	18	58	.310	43	54	.796	42	69	111	3.8	29	0	19	49	4	17	153	5.3															
2011-12	32	32	641	20.0	75	195	.385	20	77	.260	42	76	.553	65	61	126	3.9	23	0	19	48	3	21	212	6.6															
TOTAL	61	32	1243	20.4	121	331	.366	38	135	.281	85	130	.654	107	130	237	3.9	52	0	38	97	7	38	365	6.0															
Southeastern Conference												Total			3 Point													Rebounds												
Year	GP	GS	Min	Avg	FG	FGA	Pct	FG	FGA	Pct	FT	FTA	Pct	Off	Def	Tot	Avg	PF	FO	Ast	TO	Blk	Stl	Pts	Avg															
2009-10	16	0	284	17.8	12	53	.226	0	18	.000	24	29	.828	21	31	52	3.3	13	0	6	19	3	5	48	3.0															
2011-12	16	16	307	19.2	28	81	.346	8	32	.250	18	34	.529	25	27	52	3.3	12	0	10	23	1	9	82	5.1															
TOTAL	32	16	591	18.5	40	134	.299	8	50	.160	42	63	.667	46	58	104	3.3	25	0	16	42	4	14	130	4.1															



a win over Texas-Arlington in the home opener. She had a double-double that game with 12 points as well.

AS A SOPHOMORE (2010-11)

Robinson redshirted the 2010-11 season.

AS A FRESHMAN (2009-10)

Robinson is one of the most athletic members of the Razorback women's basketball team. An intense, quiet player, Robinson saw time in 29 games as a freshman averaging 5.3 ppg and 3.8 rpg. Robinson is a deadly three-point shooter who led the Southeastern Conference in three-point percentage prior to the start of league play. The true freshman went

ROBINSON'S GAME-BY-GAME

SOPHOMORE SEASON (2011-12)

OPP	MIN	FG-FGA	3FG-FGA	FT-FTA	REB	A	BLK	STL	PTS
vs Minnesota	20	1-4	1-3	0-0	3	1	0	0	3
vs USF	20	1-3	0-0	4-4	4	0	0	1	6
vs Florida St.	20	1-7	0-2	3-6	4	0	0	0	5
UTA	22	4-11	2-3	2-6	13	3	0	0	12
UTAH	26	6-14	1-5	2-5	8	0	0	1	15
GRAMBLING ST.	22	3-8	0-3	0-1	5	0	0	0	6
at MTSU	31	5-6	1-1	2-3	6	0	0	0	13
SFA	21	1-7	0-2	2-4	3	1	1	1	4
ORU	20	2-9	1-6	3-4	3	1	0	3	8
MORGAN ST.	22	3-4	1-1	0-0	8	0	0	1	7
TSU	21	11-12	2-3	2-3	3	0	0	1	26
MVSU	22	4-10	1-5	0-0	4	0	0	1	9
at Georgia	20	2-6	1-4	0-0	2	0	0	0	5
at KENTUCKY	26	4-10	1-2	7-14	6	0	0	0	16
TENNESSEE	20	0-8	0-4	0-0	3	1	0	0	0
at Ole Miss	16	0-6	0-3	2-2	5	0	0	0	2
AUBURN	18	1-3	0-0	0-1	2	1	0	0	2
VANDERBILT	11	0-1	0-1	0-2	1	0	0	0	0
at LSU	22	4-7	2-5	0-0	1	2	0	1	10
at Miss State	18	3-8	0-1	0-2	5	0	0	0	6
FLORIDA	38	4-8	1-2	1-2	8	1	1	3	10
ALABAMA	19	2-5	1-2	0-0	4	0	0	1	5
S. CAROLINA	19	3-7	0-1	6-6	4	0	0	1	12
at AUBURN	15	1-2	1-1	0-2	5	1	0	1	3
LSU	16	0-2	0-2	0-0	1	0	0	0	0
MISS STATE	18	1-2	0-1	1-2	3	1	0	0	3
at TENNESSEE	14	1-2	0-1	0-0	1	2	0	1	2
at S. CAROLINA	17	2-4	1-2	1-1	1	1	0	1	6
vs Ole Miss	19	3-6	2-4	1-2	2	0	0	1	9
vs LSU	17	0-7	0-6	0-1	1	0	0	1	0
vs Dayton	10	0-3	0-1	0-0	2	1	0	0	0
at Texas A&M	21	2-3	0-0	3-3	5	2	1	1	7
Totals	641	75-195	20-77	42-76	126	19	3	21	212

2010-11

OPP	MIN	FG-FGA	3FG-FGA	FT-FTA	REB	A	BLK	STL	PTS
Redshirt									

FRESHMAN SEASON (2009-10)

OPP	MIN	FG-FGA	3FG-FGA	FT-FTA	REB	A	BLK	STL	PTS
vs Alcorn St.	24	4-7	0-0	0-0	8	1	1	2	8
at SMU	30	2-5	1-1	2-4	5	0	3	2	7
ETSU	25	5-8	5-6	2-2	7	2	2	2	17
vs IONA	14	3-7	2-3	0-0	4	1	5	3	8
vs WKU	28	3-8	2-6	3-4	7	0	2	1	11
KANSAS ST.	29	1-7	1-4	2-2	2	2	0	0	5
at #20 Okla.	25	0-4	0-2	0-0	2	2	2	0	0
COPPIN ST.	19	4-8	1-2	0-0	4	0	0	0	9
at N'western	20	1-4	0-2	2-3	4	1	4	1	4
vs DePaul	20	1-4	0-2	0-0	2	0	1	1	2
vs UTSA	24	3-6	1-3	0-0	4	2	2	0	7
vs VCU	28	3-7	1-2	4-6	4	2	2	0	11
FLORIDA	26	1-7	0-3	0-0	5	1	2	1	2
#11/12 LSU	21	1-3	0-1	0-0	4	1	6	1	2
at Ole Miss	23	0-3	0-3	0-0	1	0	0	0	0
MISS ST.	22	0-4	0-2	6-7	6	1	1	0	6
#6 GA	11	0-2	0-1	3-4	4	0	0	1	3
at #25 Ky.	20	0-2	0-0	2-2	3	0	1	0	2
at Alabama	21	0-2	0-1	8-8	8	2	1	0	8
#24 VU	24	3-7	0-2	0-0	4	0	2	1	6
at #5 Tenn.	11	0-1	0-0	0-0	1	0	0	0	0
#20/18 KY	15	1-4	0-0	1-2	3	0	0	0	3
at Auburn	8	1-1	0-0	0-0	0	0	0	0	2
at S. Carolina	13	0-2	0-1	2-2	2	0	2	0	2
OLE MISS	4	0-1	0-0	0-0	0	0	0	0	0
ALABAMA	22	1-6	0-3	2-4	5	1	2	1	4
at #20 LSU	28	3-4	0-0	0-0	4	0	0	0	6
at #24 Ga.	15	1-4	0-1	0-0	2	0	2	0	2
vs Vanderbilt	32	4-8	4-7	4-4	6	0	6	0	16
Totals	602	46-136	18-58	43-54	111	19	4	17	153

14-for-33 for 42.4 percent in the opening 12 games. Conference opponents, however, keyed in on Robinson and she went 0-for-18 in SEC games from beyond the arc. Robinson knew it was just a matter of time until she would break out and she did just that hitting four three's in the first round of the SEC Tournament.

The Baton Rouge, La., native posted double-digits four times with a career-best 17 against East Tennessee State. She had 16 in the first round of the SEC tournament against Vanderbilt. Robinson had a career-best eight boards twice in 2009-10.

AT CAPITOL HS

Robinson was the final spring signee for Razorback basketball team. The 6-0 Louisiana player of the year for Class AAA is a playmaker with size. At 6-0 and with a 20-point-per-game touch, Robinson gives the Razorbacks tremendous flexibility in how she is used in the offense. Recognized as one of the top high school players available during the late signing period, Robinson was ranked highly by All Star Girls Report overall and top 40 in the nation among shooting guards at No. 32.

A double-double average for one of the state of Louisiana's dominant girls' basketball programs, Robinson averaged 23.7 ppg and 13 rpg in leading Capitol to a 28-4 state championship season for

Class AAA state coach of the year, Alvin Stewart. Robinson was the Louisiana Sports Writers Association's Player of the Year for 3A as well as a first-team all-state selection.

Capitol has won two state titles and runner-up a third season with Robinson. She dominated the recent 2009 state championship game with 31 of the Lions' 63 points. Robinson also pulled down 13 boards for the double in the 22-point win over Lake Charles, La., St. Louis Catholic. Hitting 9-of-13 from the field and 12-of-18 at the line, Robinson was the MVP of the Class AAA title game.

A LSWA all-state selection since her sophomore season, Robinson averaged 21 ppg and 10 rpg in 2007 to lead the Lions. Her junior season, Robinson repeated her first-team honors, averaging 22 ppg to lead CHS to the state title.

PERSONAL

Born March 18, 1991, Dominique Jane'e Robinson is one of five children. Her parents are Melissa Robinson and James Roach and she has two brothers, Durrell and DeAundray; and two sisters, Breyonna Grant and Jamecia Roach. Robinson is majoring in communication at Arkansas.



CALLI BERNA

Guard ♦ 5-10 ♦ Sophomore

Fayetteville, Ark. ♦ Fayetteville HS



Eleven

HONORS AND AWARDS

- ♦ SEC All-Freshman Team
- ♦ Began season as a starter but transitioned to first off the bench as SEC play began

2011-12 SEASON HIGHS

Points:	13, Minnesota, 11-11-11
FGM:	3, at Auburn, 2-12-12*
FGA:	6, Alabama, 2-2-12
FTM:	5, Minnesota, 11-11-11
FTA:	6, Minnesota, 11-11-11
3FGM:	3, at Auburn, 2-12-12
3FGA:	5, at Auburn, 2-12-12*
Off. Reb.	3, SFA, 12-6-11
Def. Reb.	5, #24 Vanderbilt, 1-19-12
Total Reb.	6, Minnesota, 11-11-11
Assists:	8, No. 25/22 Vanderbilt, 1-19-12
Blocks:	1, at South Carolina, 2-26-12*
Steals:	6, No. 24 South Carolina, 2-9-12
Minutes:	45, USF, 11-12-11

CAREER HIGHS

Points:	13, Minnesota, 11-11-11
FGM:	3, at Auburn, 2-12-12*
FGA:	6, Alabama, 2-2-12
FTM:	5, Minnesota, 11-11-11
FTA:	6, Minnesota, 11-11-11
3FGM:	3, at Auburn, 2-12-12
3FGA:	5, at Auburn, 2-12-12*
Off. Reb.	3, SFA, 12-6-11
Def. Reb.	5, #24 Vanderbilt, 1-19-12
Total Reb.	6, Minnesota, 11-11-11
Assists:	8, No. 25/22 Vanderbilt, 1-19-12
Blocks:	1, at South Carolina, 2-26-12*
Steals:	6, No. 24 South Carolina, 2-9-12
Minutes:	45, USF, 11-12-11

*Most Recent

AS A FRESHMAN (2011-12)

The Razorback coaching staff expected Calli Berna to have an immediate impact and she didn't disappoint the staff or Arkansas fans. Berna played in all 33 games, starting 14 as a true freshman. She averaged 3.6 points per game and 25.8 minutes per game earning selection to the Southeastern Conference All-Freshman Team.

Berna scored a season-best 13 points and had a season-high six re-

bounds in the season-opener against Minnesota. In the game to help the Razorbacks at the point last year, Berna took great care of the ball with just 1.5 turnovers per game and a 1.8 assist/turnover ratio. She ranked 12th in SEC only games for assists with 2.6 per game and fifth in league only games in three-point percentage hitting 37.2 percent as a freshman.

Berna earned SEC Freshman of the Week honors the week of Feb. 13, helping Arkansas to a program-best



BERNA'S CAREER STATS

All Games															Rebounds											
Year	GP	GS	Min	Avg	FG	Total FGA	Pct	FG	3 Point FGA	Pct	FT	FTA	Pct	Off	Def	Tot	Avg	PF	FO	Ast	TO	Blk	Stl	Pts	Avg	
2011-12	33	14	850	25.8	34	108	.315	28	86	.326	22	37	.595	15	71	86	2.6	44	0	88	50	3	46	118	3.6	
TOTAL	33	14	850	25.8	34	108	.315	28	86	.326	22	37	.595	15	71	86	2.6	44	0	88	50	3	46	118	3.6	
Southeastern Conference															Rebounds											
Year	GP	GS	Min	Avg	FG	Total FGA	Pct	FG	3 Point FGA	Pct	FT	FTA	Pct	Off	Def	Tot	Avg	PF	FO	Ast	TO	Blk	Stl	Pts	Avg	
2011-12	16	2	430	26.9	17	53	.321	16	43	.372	5	11	.455	8	31	39	2.4	21	0	41	26	2	23	55	3.4	
TOTAL	16	2	430	26.9	17	53	.321	16	43	.372	5	11	.455	8	31	39	2.4	21	0	41	26	2	23	55	3.4	



BERNA'S GAME-BY-GAME										
FRESHMAN SEASON (2011-12)										
OPP	MIN	FG-FGA	3FG-FGA	FT-FTA	REB	A	BLK	STL	PTS	
vs Minnesota	32	3-5	2-3	5-6	6	4	0	2	13	
vs USF	45	1-5	1-4	1-2	4	2	0	1	4	
vs Florida St.	29	1-4	1-4	0-0	3	2	0	2	3	
UTA	18	2-5	2-5	0-0	3	2	0	0	6	
UTAH	32	1-5	1-3	0-2	2	4	1	1	3	
GRAMBLING ST.	15	1-2	1-2	0-0	1	1	0	2	3	
at MTSU	18	0-1	0-1	1-2	2	1	0	0	1	
SFA	32	1-3	1-3	4-5	5	6	0	2	7	
ORU	25	0-4	0-4	0-0	2	1	0	0	0	
MORGAN ST.	21	1-4	1-4	0-0	4	5	0	2	3	
TSU	20	2-4	1-2	0-1	4	3	0	2	5	
MVSU	29	1-1	0-0	2-4	4	2	0	3	4	
at Georgia	36	2-5	2-5	0-0	5	3	0	3	6	
at KENTUCKY	34	0-1	0-1	3-4	5	3	0	1	3	
TENNESSEE	22	0-2	0-2	0-0	2	1	0	2	0	
at Ole Miss	23	0-3	0-2	0-0	2	2	0	1	0	
AUBURN	24	1-4	1-3	1-3	3	4	0	0	4	
VANDERBILT	27	0-3	0-2	0-0	5	8	1	0	0	
at LSU	31	2-4	2-3	0-0	1	2	0	2	6	
at Miss State	27	1-4	1-3	1-2	2	1	0	3	4	
FLORIDA	31	1-4	1-3	0-0	3	3	0	0	3	
ALABAMA	27	2-6	2-4	0-0	4	5	0	3	6	
S. CAROLINA	30	2-3	2-3	0-2	0	2	0	6	6	
at AUBURN	27	3-5	3-5	0-0	2	1	0	0	9	
LSU	26	0-2	0-2	0-0	1	2	0	2	0	
MISS STATE	25	1-4	1-3	0-0	0	3	0	0	3	
at TENNESSEE	22	2-2	1-1	0-0	2	1	0	0	5	
at S. CAROLINA	18	0-1	0-1	0-0	2	0	1	0	0	
vs Ole Miss	25	2-4	0-2	2-2	3	3	0	1	6	
vs LSU	19	0-3	0-2	0-0	1	0	0	1	0	
at SIUE	23	1-3	1-3	0-0	0	3	0	0	3	
vs Dayton	15	0-1	0-1	2-2	1	4	0	2	2	
at Texas A&M	22	0-1	0-0	0-0	2	4	0	2	0	
Totals	850	34-108	28-86	22-37	86	88	3	46	118	

eight consecutive SEC wins including a pair of victories over No. 24 South Carolina and at Auburn. Berna connected on five three pointers in two games sparking the team to victories.

AT FAYETTEVILLE HIGH

Berna joined the Razorbacks from nearby Fayetteville High where she paced the Bulldogs to the state tournament title hitting a dramatic three-point shot with the clock winding down to secure the come-from-behind win. A 5-10 point guard, Berna's career highlights include four all-state and all-conference honors, three conference team titles, two regional crowns and the state tournament title as a senior.

Berna finished her prep career as Fayetteville High's single-season assists (170) and steals (119) leader. She also holds the career assists (469) and steals (339) records as of the close of the 2011 season. Berna is a member of the Bulldogs' 1000-point club as well wrapping up her prep career with 1,081 career points.

Selected to the Arkansas State High School Association's All-Star game, Berna dropped in 18 points and had

five rebounds in 16 minutes leading the West Team to the title while capturing MVP honors.

Berna's other honors include selection as the 2011 Gatorade Arkansas Girls Basketball Player of the Year, distinguishing her as the state's best high school girls basketball player for the year. Her other honors include 2011 Arkansas State Tournament MVP, KURM Dream Team Player of the Year, Ms. Arkansas Basketball 2011, and a pair of all-tournament team selections as a senior.

In addition to basketball, Berna is well-known in the Northwest Arkansas area for her community service efforts.

Berna is a member of the 29th-ranked recruiting class according to the Collegiate Girls Basketball Report and she was listed No. 154 individually.

PERSONAL

Born Jan. 22, 1993, Calli Elizabeth Berna is the youngest of two children to Scott and Paula Berna of Fayetteville, Ark. Older brother Colby played football for the Razorbacks. Berna is majoring in communication disorders at Arkansas.



JHASMIN BOWEN

Forward ♦ 6-1 ♦ Sophomore

Wichita, Kan. ♦ Wichita Heights HS



Forty-Two

2011-12 SEASON HIGHS

Points:	12, Texas Southern, 12-21-11
FGM:	4, Texas Southern, 12-21-11*
FGA:	6, Texas Southern, 12-21-11
FTM:	4, Texas Southern, 12-21-11
FTA:	4, Texas Southern, 12-21-11
3FGM:	0
3FGA:	1, Grambling State, 11-25-11
Off. Reb.	3, MVSU, 12-12-11*
Def. Reb.	5, UTA, 11-16-11
Total Reb.	7, UTA, 11-16-11
Assists:	0
Blocks:	1, Alabama, 2-2-12*
Steals:	1, MVSU, 12-12-11*
Minutes:	18, Texas Southern, 12-21-11

CAREER HIGHS

Points:	12, Texas Southern, 12-21-11
FGM:	4, Texas Southern, 12-21-11*
FGA:	6, Texas Southern, 12-21-11
FTM:	4, Texas Southern, 12-21-11
FTA:	4, Texas Southern, 12-21-11
3FGM:	0
3FGA:	1, Grambling State, 11-25-11
Off. Reb.	3, MVSU, 12-12-11*
Def. Reb.	5, UTA, 11-16-11
Total Reb.	7, UTA, 11-16-11
Assists:	0
Blocks:	1, Alabama, 2-2-12*
Steals:	1, MVSU, 12-12-11*
Minutes:	18, Texas Southern, 12-21-11

*Most Recent

AS A FRESHMAN (2011-12)

Jhasmin Bowen saw time in 15 of Arkansas' games as a true freshman, recording double-digit minutes in five games. Bowen scored a season/career-best 12 points, going 4-for-6 from the field and 4-for-4 from the line in a win over Texas Southern. She had a season/career-best seven rebounds in 11 minutes against Texas-Arlington. For the season, Bowen shot 55.9 percent and had two blocks and four steals for the Razorbacks.

AT WICHITA HEIGHTS HS

Three-time all-city selection Bowen paced Wichita Heights High to the state title game as a senior where she was the game's leading scorer with 23 points.

Selected as Vype Magazine's best player for the state of Kansas, Bowen was a two-time first-team all-state selection and earned first-team all-metro honors as a senior.

In addition, she broke the rebounding record, averaged a double-



BERNA'S CAREER STATS

All Games															Rebounds												
Year	GP	GS	Min	Avg	FG	Total FGA	Pct	FG	3 Point FGA	Pct	FT	FTA	Pct	Off	Def	Tot	Avg	PF	FO	Ast	TO	Blk	Stl	Pts	Avg		
2011-12	15	0	116	7.7	19	34	.559	0	1	.000	8	13	.615	15	16	31	2.1	16	0	0	7	2	4	46	3.1		
TOTAL	15	0	116	7.7	19	34	.559	0	1	.000	8	13	.615	15	16	31	2.1	16	0	0	7	2	4	46	3.1		
Southeastern Conference															Rebounds												
Year	GP	GS	Min	Avg	FG	Total FGA	Pct	FG	3 Point FGA	Pct	FT	FTA	Pct	Off	Def	Tot	Avg	PF	FO	Ast	TO	Blk	Stl	Pts	Avg		
2011-12	4	0	27	6.8	4	7	.571	0	0	.000	0	0	.000	3	1	4	1.0	6	0	0	1	1	0	8	2.0		
TOTAL	4	0	27	6.8	4	7	.571	0	0	.000	0	0	.000	3	1	4	1.0	6	0	0	1	1	0	8	2.0		



BOWEN'S GAME-BY-GAME									
FRESHMAN SEASON (2011-12)									
OPP	MIN	FG-FGA	3FG-FGA	FT-FTA	REB	A	BLK	STL	PTS
UTA	11	1-2	0-0	0-0	7	0	0	0	2
UTAH	3	0-0	0-0	0-0	0	0	0	0	0
GRAMBLING ST.	10	2-5	0-1	2-2	2	0	0	1	6
SFA	8	0-2	0-0	0-1	3	0	0	1	0
ORU	8	1-1	0-0	0-3	1	0	0	0	2
MORGAN ST.	11	4-5	0-0	0-0	2	0	0	0	8
TSU	18	4-6	0-0	4-4	5	0	1	1	12
MVSU	11	0-3	0-0	2-2	6	0	0	1	2
at Georgia	9	1-2	0-0	0-0	1	0	0	0	2
TENNESSEE	6	0-1	0-0	0-0	0	0	0	0	0
AUBURN	3	0-1	0-0	0-0	0	0	0	0	0
ALABAMA	9	3-3	0-0	0-0	3	0	1	0	6
vs Ole Miss	4	0-0	0-0	0-0	1	0	0	0	0
at SIUE	4	3-3	0-0	0-1	0	0	0	0	6
vs Dayton	1	0-0	0-0	0-0	0	0	0	0	0
Totals	116	19-34	0-1	8-13	31	0	2	4	46

double with 14.0 ppg and 10.5 rpg in her final season. A 2011 McDonald's All-America nominee, Bowen posted a season-best 22 points and had 15 rebounds against Webb City (Mo.).

Bowen was a member of four state tournament participant teams finishing fourth twice, runner-up as a junior and winning the title in her senior campaign. Her senior class had a four-year record of 93-7 as prep basketball players.

The 6-1 forward steadily improved each season averaging 5.1, 13.8 and 16.9 ppg in each of her first three seasons. Bowen also led the team with 11.1 rpg and has had 1.4 blocks-per-game as a junior leading the Falcons to a 6A state runner-up finish.

Bowen is a member of the 29th-ranked recruiting class according to the Collegiate Girls Basketball Report and she was listed No. 98 individually for head coach Tom Collen.

In addition to basketball, Bowen was a member of peer leader group and president of her class for three

years. A four-year academic honor roll member, Bowen graduated at the top of her class with a 3.78 grade point average while participating in both basketball and volleyball for the Falcons.

PERSONAL

Jhasmin Lajune Bowen is one of three children of Adrian and Sharon Bowen of Wichita, Kan. Born Jan. 30, 1993, she has two younger siblings; Jharian and Adrienne. Bowen is majoring in accounting at Arkansas.



JOEY BAILEY

Forward ♦ 6-1 ♦ Redshirt Freshman
Gunter, Texas ♦ Gunter HS



Twenty-Five

2011-12 SEASON HIGHS

Points:	2, UTA, 11-16-11
FGM:	1, UTA, 11-16-11
FGA:	2, Morgan State, 12-19-11*
FTM:	1, No. 13 FSU, 11-13-11
FTA:	2, No. 13 FSU, 11-13-11
3FGM:	0
3FGA:	2, USF, 11-12-11
Off. Reb.	3, Grambling State, 11-25-11
Def. Reb.	5, Morgan State, 12-19-11
Total Reb.	5, Morgan State, 12-19-11*
Assists:	1, ORU, 12-10-11
Blocks:	1, UTA, 11-16-11
Steals:	0
Minutes:	17, USF, 11-12-11

CAREER HIGHS

Points:	2, UTA, 11-16-11
FGM:	1, UTA, 11-16-11
FGA:	2, Texas Southern, 12-21-11*
FTM:	1, No. 13 FSU, 11-13-11
FTA:	2, No. 13 FSU, 11-13-11
3FGM:	0
3FGA:	2, USF, 11-12-11
Off. Reb.	1, No. 13 FSU, 11-13-11*
Def. Reb.	5, Texas Southern, 12-21-11*
Total Reb.	5, Texas Southern, 12-21-11*
Assists:	1, ORU, 12-10-11
Blocks:	1, UTA, 11-16-11
Steals:	0
Minutes:	17, No. 13 FSU, 11-13-11

*Most Recent

AS A FRESHMAN (2011-12)

Joey Bailey played in eight games before an injury sidelined her for the remainder of the season. In those eight games, Bailey scored three points, had 18 rebounds and one block for the Razorbacks. She played a season-high 17 minutes against South Florida where she had a season-best five rebounds. She matched that with five boards against Morgan State. Bailey played double-digit

minutes in three games and had the green light to shoot the three, with four attempts.

AT GUNTER HS

Bailey joined the Razorbacks from Gunter, Texas, where she was a four-year starter and four-sport athlete for the Tigers.

In her final season, Bailey earned her second set of all-state honors in basketball and volleyball, her four



BAILEY'S CAREER STATS

All Games										3 Point						Rebounds									
Year	GP	GS	Min	Avg	FG	FGA	Pct	FG	FGA	Pct	FT	FTA	Pct	Off	Def	Tot	Avg	PF	FO	Ast	TO	Blk	Stl	Pts	Avg
2011-12	8	0	68	8.5	1	9	.111	0	4	.000	1	3	.333	5	13	18	2.3	13	0	1	5	1	0	3	0.4
TOTAL	8	0	68	8.5	1	9	.111	0	4	.000	1	3	.333	5	13	18	2.3	13	0	1	5	1	0	3	0.4



BAILEY'S GAME-BY-GAME									
FRESHMAN SEASON (2011-12)									
OPP	MIN	FG-FGA	3FG-FGA	FT-FTA	REB	A	BLK	STL	PTS
vs Minnesota	4	0-0	0-0	0-0	1	0	0	0	0
vs USF	17	0-2	0-2	0-0	5	0	0	0	0
vs Florida St.	7	0-1	0-1	1-2	1	0	0	0	1
UTA	15	1-1	0-0	0-0	0	0	1	0	2
GRAMBLING ST.	10	0-1	0-0	0-0	4	0	0	0	0
SFA	6	0-2	0-0	0-0	1	0	0	0	0
ORU	4	0-0	0-0	0-1	1	1	0	0	0
MORGAN ST.	5	0-2	0-1	0-0	5	0	0	0	0
Totals	68	1-9	0-4	1-3	18	1	1	0	3

TABC All-Regional selection for hoops and averaged 21.6 ppg and 10.0 rpg. Bailey was a McDonald's All-America nominee as a senior.

A four-year starter in basketball, Bailey's prep career includes three District 11-2A most valuable player honors, two District 14-2A Freshman of the Year honors in hoops and softball, two All-Texomaland Player of the Year honors and a pair of first-team selections.

Bailey's success extended into the classroom where she was a multiple-year selection to the District 11-2A Academic team for both volleyball and basketball. The student council president as a senior, Bailey was a member of Beta Club, the National English Honor Society and GHS Homecoming Queen as a senior.

Bailey's prep career finished with numerous highlights including more than 2,000 career points for the Tigers.

Bailey is a member of the 29th-ranked recruiting class according to the Collegiate Girls Basketball Report and she was listed No. 100 individually.

PERSONAL

Born Sept. 14, 1992, Joey Evelyn Bailey is one of two children of Brian and Kari Bailey of Gunter, Texas. She has a younger brother, J. Father, Brian, played basketball at Cameron University. Bailey is majoring in public relations and television at Arkansas.



MIA MELTON

Guard ♦ 5-8 ♦ Freshman

Celina, Texas ♦ Timber Creek HS

Twenty-Three

AT TIMBER CREEK HS

Mia Melton carries on the Arkansas tradition following in her mother's footsteps as a Razorback women's basketball player. The 5-8 guard from Celina, Texas, joins Arkansas after helping the Timber Creek Falcons to back-to-back top five finishes in the district. Melton's honors include

three all-defensive player of the year awards, MVP of the Year as a senior and several all-tournament team selections. Melton earned TGCA All-State honors and was a TGCA all-star alternate as a senior.

Melton holds the Timber Creek record with 12 assists per game and the most steals per game with eight.

As a senior, she played in 32 games averaging 10.8 ppg and 4.6 rpg. She took 17 charges in her final season with the Falcons.

PERSONAL

Born July 20, 1993, Mia Charlene Melton is the daughter of Valecia Fore-Moore and David Moore. Mother, Valecia, played one season of basketball for the Razorbacks in 1984. She has seven siblings: Ross, Linnea, Aleyiah, Preston, David, Arianna and Jasmine. Melton plans to major in psychology at Arkansas.





ANA-CARLOTA FAUSSURIER

Forward ♦ 6-2 ♦ Freshman

Yecla, Spain ♦ IES Joaquin Blume



Thirteen

AT IES JOAQUIN BLUME

Ana-Carlota Faussurier is a 6-2 power forward from Yecla, Spain. She is a 2012 graduate of IES Joaquin Blume. Faussurier played for the Segle XXI club team in Barcelona, Spain, winning the Copa Catalunya

LF2 in her senior season. Her all-junior team played in Spain's second division against professional players and Faussurier was the only player to start all 27 games.

Faussurier averaged 5.0 points per game and 4.8 rebounds per game

in her final season with 0.8 assists per game and 0.5 steals per game.

In addition, Faussurier was a member of the Spanish National Team and competed in the 16-under European Championships in Ptolemaida, Greece.

"We are very excited to add Anna to our 2012 class," Collen said. "Our staff worked very hard all spring to find a forward post-type player that could contribute to our program right away. Ana has a vast amount of experience internationally and has competed against more experienced players in her professional league. This will help her compete right away in the SEC."

PERSONAL

Ana-Carlota Zafrilla Faussurier will be working toward a degree in nursing at Arkansas. Born July 9, 1994, she is the daughter of Philippe and Esperanza Faussurier and has a younger brother, Jorge.





DOMINIQUE WILSON

Guard ♦ 5-8 ♦ Freshman

Powder Springs, Georgia ♦ McEachern HS



Twelve

AT MCEACHERN HS

Dominique Wilson checks in from Powder Springs, Ga., where she played for the McEachern High Indians. Listed as a 5-8 combo guard, Wilson paced the Indians to three state runner-up finishes in 2009,

2010 and 2011 and a regional title in 2010. Wilson reached the 1000-point plateau as junior and averaged 13.0 ppg that season.

As a senior Wilson and the Indians won the state title and finish No. 2 in the nation. The Indians won

the Naismith team award and Wilson earned first-team all-state and Cobb country honors.

Rated as a four-star guard by ESPN HoopGurlz, Wilson also played for A.O.T. Lady Rebels club team and club coach Omar Cooper.

In addition to basketball, Wilson lettered in track and field, cross country and volleyball. She was also a top performer in the classroom graduating with a 3.7 grade point average.

"Dominique is a great sign for us especially considering we had not watched her a lot until late in the process," Colleen said. "She is a winner. She plays on one of the best high school teams in the state of Georgia and maybe the top club team in the country based on last summer's results. She is a great shooter, an excellent athlete and has a chance to be impactful on both ends of the floor. Her primary position will be as a shooting guard but she can play the point as well. She comes from a great family. Her father played tight end for Georgia Tech. She is an excellent student and that translates to the court as well.

"She is graded out as a 92 in ESPN HoopGurlz Report which would put her in the top 100 nationally," Colleen continued. "She is ranked as the 40th best combo guard in the country."

PERSONAL

Born April 17, 1994, Dominique Jazzmin Wilson is one of two children to Damon and Chaleta Wilson and has a younger brother, Damon.





MELISSA WOLFF

Guard ♦ 6-0 ♦ Freshman

Cabot, Arkansas ♦ Cabot HS



Thirty-Three

AT CABOT HS

Melissa Wolff is a 6-0 guard/forward from Cabot, Ark., where she paced her high school team to a fourth-place conference finish as a sophomore and a second place finish as a junior. She led Cabot to the

state tournament championship as a senior.

Wolff was a member of the high school honor roll and also played softball at Cabot.

Wolff was a two-time all-conference, all-state tournament team and

tournament MVP. Her career-bests include 32 points scored, 15 rounds and 10 steals. As a junior Wolff averaged 17 ppg, 6.4 rpg and 4.1 steals per game for the Panthers.

In addition to basketball, Wolff is a member of the National Honor Society and played softball for a season.

"Melissa is an outstanding player and certainly will be a candidate for the player of the year in the state of Arkansas," Collen said. "Cabot High School has a chance to win it all as well. She was consistently one of the top scorers for the Arkansas Mavericks club this past summer. They were one of the top AAU teams in the country and have several players ranked in the top 50 nationally in the 2013 class.

"Melissa is very aggressive and has the potential to be a versatile high post player, a good rebounding and shooting small forward, or a big off guard," he added. "She will find her way onto the floor because of her versatility, heart and high basketball IQ. We are very pleased to sign what we believe is the best player in the state of Arkansas this year."

PERSONAL

Melissa Lea Wolff was born Sept. 20, 1994, and is the daughter of Kenny and Jennifer Wolff. She has an older brother Matthew.



HOW TO BLOCK A SHOT

TIME THE BLOCK

Sarah gets her hand on the ball immediately after her opponent releases the shot.

ANTICIPATE THE SHOT

With experience, Sarah has learned the signals an opponent gives before she shoots.

BE EXPLOSIVE

Sarah works on her core strength so that she has the jumping ability and body control needed to successfully block the shot.

JUMP STRAIGHT UP

By jumping straight up, Sarah prevents her opponent from blowing past her and she can avoid foul calls as she comes down.



HOW TO SHOOT A JUMP SHOT



BODY SQUARE TO HOOP

Keira Peak is facing the hoop with her eyes on the goal.

POINT YOUR THUMB

Some experts teach that the thumb of your guide hand should be pointing toward the shooter's forehead. The shooter should keep her fingers spread to maintain control of the ball.

RELEASE THE BALL BEFORE YOU "PEAK"

Keira releases the ball just before reaching the top of her jump, pushing it up and forward with one hand only. The ball should roll off her index finger last.

KNEES BENT

Keira's knees are bent - even in the air - and her shooting arm is under the ball. Her guide hand has just released as she is about to shoot.

DEPARTING PLAYERS

ASHLEY DANIELS

Year	GP	GS	Min	Avg	Total			3 Point			Rebounds										PF	FO	Ast	TO	Blk	Stl	Pts	Avg
					FG	FGA	Pct	FG	FGA	Pct	FT	FTA	Pct	Off	Def	Tot	Avg											
2008-09	28	0	256	9.1	15	31	.484	0	0	.000	17	26	.654	30	43	73	2.6	22	0	8	25	7	16	47	1.7			
2009-10	30	30	669	22.3	74	142	.521	0	0	.000	57	77	.740	73	111	184	6.1	67	1	30	50	13	29	205	6.8			
2010-11	33	33	986	29.9	111	226	.491	0	3	.000	52	77	.675	98	150	248	7.5	71	1	46	67	16	32	274	8.3			
2011-12	33	33	867	26.3	98	226	.434	0	5	.000	63	88	.716	96	114	210	6.4	73	3	38	67	19	41	259	7.8			
TOTAL	124	96	2778	22.4	298	625	.477	0	8	.000	189	268	.705	297	418	715	5.8	233	5	122	209	55	118	785	6.3			

LYNDSAY HARRIS

Year	GP	GS	Min	Avg	Total			3 Point			Rebounds														
					FG	FGA	Pct	FG	FGA	Pct	FT	FTA	Pct	Off	Def	Tot	Avg	PF	F0	Ast	TO	Blk	Stl	Pts	Avg
2008-09	32	28	846	26.4	103	303	.340	56	193	.290	45	70	.643	31	66	97	3.0	86	4	58	88	6	42	307	9.6
2009-10	30	30	915	30.5	123	329	.374	75	220	.341	56	75	.747	10	65	75	2.5	101	1	95	113	6	41	377	12.6
2010-11	29	29	926	31.9	115	326	.353	81	232	.349	45	65	.692	19	92	111	3.8	85	1	64	74	7	39	356	12.3
2011-12	32	19	768	24.0	101	286	.353	71	213	.333	34	49	.694	13	55	68	2.1	72	2	48	50	4	38	307	9.6
TOTAL	123	106	3455	28.1	442	1244	.355	283	858	.330	180	259	.695	73	278	351	2.9	344	8	265	325	23	160	1347	11.0

JULIE INMAN

Year	GP	GS	Min	Avg	Total			3 Point			FT	FTA	Rebounds			PF	FO	Ast	TO	Blk	Stl	Pts	Avg		
					FG	FGA	Pct	FG	FGA	Pct			Pct	Off	Def									Tot	Avg
2008-09	30	0	314	10.5	18	81	.222	15	60	.250	6	7	.857	2	25	27	0.9	22	0	28	16	5	13	57	1.9
2009-10	7	0	42	6.0	0	1	.000	0	0	.000	4	7	.571	0	5	5	0.7	4	0	3	7	0	1	4	0.6
2010-11	14	0	107	7.6	8	30	.267	5	23	.217	8	10	.800	2	7	9	0.6	6	0	5	6	1	4	29	2.1
2011-12	13	0	48	3.7	1	7	.143	0	3	.000	0	0	.000	1	5	6	0.5	3	0	3	4	0	0	2	0.2
TOTAL	64	0	511	8.0	27	119	.227	20	86	.233	18	24	.750	5	42	47	0.7	35	0	39	33	6	18	92	1.4

C'EIRA RICKETTS

	Total							3 Point				Rebounds													
Year	GP	GS	Min	Avg	FG	FGA	Pct	FG	FGA	Pct	FT	FTA	Pct	Off	Def	Tot	Avg	PF	F0	Ast	TO	Blk	Stl	Pts	Avg
2008-09	32	30	1020	31.9	156	365	.427	12	54	.222	78	111	.703	65	137	202	6.3	56	0	125	84	16	82	402	12.6
2009-10	30	30	1007	33.6	127	313	.406	7	32	.219	29	55	.527	52	99	151	5.0	53	1	121	95	23	73	290	9.7
2010-11	34	34	1145	33.7	171	449	.381	29	83	.349	101	148	.682	31	130	161	4.7	49	0	127	80	13	77	472	13.9
2011-12	33	33	1027	31.1	152	371	.410	15	57	.263	54	79	.684	48	102	150	4.5	48	0	143	75	11	88	373	11.3
TOTAL	129	127	4199	32.6	606	1498	.405	63	226	.279	262	393	.667	196	468	664	5.1	206	1	516	334	63	320	1537	11.9

JAMESHA TOWNSEND


	Total				3 Point Rebounds																				
Year	GP	GS	Min	Avg	FG	FGA	Pct	FG	FGA	Pct	FT	FTA	Pct	Off	Def	Tot	Avg	PF	FO	Ast	TO	Blk	Stl	Pts	Avg
2008-09	12	0	50	4.2	1	6	.167	0	1	.000	4	8	.500	1	7	8	0.7	8	0	1	4	0	0	6	0.5
2009-10	28	1	297	10.6	14	39	.359	0	2	.000	13	23	.565	16	41	57	2.0	34	0	8	15	5	7	41	1.5
2010-11	34	34	633	18.6	45	111	.405	0	2	.000	9	22	.409	32	55	87	2.6	61	0	24	46	9	19	99	2.9
2011-12	25	0	174	7.0	9	31	.290	0	0	.000	3	10	.300	12	19	31	1.2	18	0	5	18	2	2	21	0.8
TOTAL	99	35	1154	11.7	69	187	.369	0	5	.000	29	63	.460	61	122	183	1.8	121	0	38	83	16	28	167	1.7



STATS **RESULTS** REVIEW STORY **SEC STATS** ALONG WITH
BOX SCORES FROM LAST YEARS GAMES

REVIEW

RAZORBACK WOMEN'S BASKETBALL



2011-12 RAZORBACK REVIEW

ARKANSAS DOWNS RANKED TEAM IN OPENING WEEK

The Razorbacks opened the season at the WBI Tip-Off Classic going 2-1 with a win over No.13 Florida State to start the year. Junior Sarah Watkins hit a big three-pointer with under a minute to play lifting Arkansas to the 55-52 win in Daytona Beach, Fla. It was the first of four wins over ranked opponents by the Razorbacks in 2011-12.

RICKETTS, WATKINS EARN ALL-TOURNAMENT

Senior C'eira Ricketts and junior Sarah Watkins earned selection to the WBI Tip-Off Classic All-Tournament team for their play in the opening weekend. Ricketts, a Louisville, Ky., native, averaged 15.3 point per game, had 11 steals, 12 assists and 17 rebounds in three games. Watkins, a Germantown, Tenn., native, averaged 13.3 ppg with five blocks and 16 rebounds. Watkins went 11-for-16 from the line for the tournament.

ARKANSAS WINS 11 IN A ROW

The Razorbacks opened the year with a close loss to Minnesota in the WBI Tip-Off Classic but then won 11

non-conference games in a row beginning with South Florida and Florida State. The streak also included victories over Texas-Arlington, Utah, Grambling State, Middle Tennessee State, Stephen F. Austin, Oral Roberts, Morgan State, Texas Southern and Mississippi Valley State. Arkansas head coach Tom Collen has orchestrated winning streaks of 15, 12 and 11 in his five seasons with the Razorbacks. The 15-game winning streak in 2007-08 to start the year is the program record for consecutive wins.

ARKANSAS WINS EIGHT CONSECUTIVE SEC GAMES

Head coach Tom Collen also guided the Razorbacks to a program-best eight consecutive Southeastern Conference game winning streak this season. Arkansas opened the year dropping its first four SEC games (at No. 17 Georgia, at No. 11 Kentucky, vs. No. 6 Tennessee and at Ole Miss) but downed Auburn, No. 25 Vanderbilt, LSU, Mississippi State, Florida, Alabama, No. 24 South Carolina and Auburn in a row. The streak bettered the five game SEC winning streaks in 1994-95 and 2008-09.

Arkansas won 11 consecutive Southwest Conference games (including three games in the SWC Tournament) in 1990-91 and won nine consecutive SWC regular season games in 1989-90.

ARKANSAS DEFEATS THREE RANKED SEC TEAMS

The Razorbacks picked up three wins over ranked Southeastern Conference teams in 2011-12 and four wins over ranked opponents for the season. After starting the season with a win over non-conference No. 13 Florida State, Arkansas notched victories over No. 25/22 Vanderbilt, 69-47; No. 24/24 South Carolina, 68-47; and at No. 9/11 Tennessee, 72-71.

ARKANSAS DOWNS TENNESSEE – IN KNOXVILLE

Junior Sarah Watkins hit a layup with eight seconds on the clock forcing overtime with the game tied at 62, and senior Lyndsay Harris hit two in overtime giving Arkansas a 72-71 win in overtime over No. 9/11 Tennessee in Knoxville, Tenn. The win was the first-ever victory over the Lady Vols in Knoxville and just the

The Razorbacks picked up a one-point, overtime win at Knoxville beating No. 9/11 Tennessee on the Lady Vols home floor for the first time in program history. C'eira Ricketts and Dominique Robinson celebrate the win.



2011-12 RAZORBACK REVIEW



Freshman Calli Berna helped Arkansas to a first-round win over Ole Miss at the 2012 SEC Tournament in Nashville, Tenn., last season.

second in program history. The Razorbacks hit the final four points and held Tennessee scoreless late for the win. Harris paced Arkansas with 20 points and Watkins had 18. Senior C'eira Ricketts added 16 in the win. Arkansas' first half effort was fantastic and they played themselves to a 31-26 lead at the break. Harris had 11 points to lead all scorers in the first 20 minutes but Arkansas' aggressive play racked up nine fouls. The Razorbacks shot 57.9 percent in the first half hitting 11-of-19 shots and the Razorbacks did a good job defensively, holding Tennessee to 9-for-20 from the floor and forcing 10 Lady Vol turnovers. Tennessee came out much more aggressive defensively in the second half and outscored Arkansas 36-31 in the second half but Watkins layup allowed Arkansas to hold on to the tie and force the extra period. The Razorbacks finished the game hitting 25-for-50 from the floor and eight three pointers.

ARKANSAS TIED FOR FOURTH IN SEC; EARN FIFTH SEED IN TOURNAMENT

The Razorbacks finished the regular season with a program-best 10 Southeastern Conference wins (10-6) tying for fourth place overall in the league standings – also a program-best for Arkansas. Due to the tie-breakers, Arkansas entered the SEC Tournament as a fifth-seed, the highest seeding for the Razorbacks since joining the SEC. Arkansas also notched a first-round SEC Tournament win over Ole Miss, snapping a six-year first-round exit for the Razorbacks.

POSTSEASON AWARDS FOR RICKETTS, WATKINS, BERNA AND INMAN

Senior C'eira Ricketts earned All-SEC First-Team honors, junior Sarah Watkins earned All-SEC Second-Team honors and freshman Calli Berna was selected to the SEC All-Freshman Team. Senior Julie Inman earned SEC Community Service Team honors in 2011-12.

Ricketts, a senior from Louisville, Ky., paced the Razorbacks all season

leading the team in scoring. The 5-9 guard became a 1,000-point scorer last year and went on to set the career record for steals at Arkansas this year. Ricketts is 11th in scoring in SEC games this year. She is third in assists, second in steals, second in assist/turnover ratio and seventh in minutes played. She was a preseason first-team selection by both the media and coaches this year.

Watkins earned her second, second-team honor this year after having a solid season on the floor for the Razorbacks. Watkins ranks 21st in the SEC in scoring this year, ninth in free throw percentage and is tied for first in blocked shots. The Germantown, Tenn., native has scored 936 career points, has 438 rebounds and 158 blocks in three seasons.

Berna is an impact player for the Razorbacks as a true freshman. The Fayetteville, Ark., native scored a career-best 13 points in the season opener against Minnesota. She traded in a starting role to come off the bench as one of the more effective sixth players in the league. Berna ranks fifth in the SEC in three-point percentage and hit a key basket for

2011-12 RAZORBACK REVIEW



Tom Collen became the first Razorback women's basketball coach to earn SEC Coach of the Year honors. He is the second ever Razorback hoops coach selected. Collen was also a finalist for the WBCA Coach of the Year.

the Razorbacks in the program's first-ever win in Knoxville, Tenn., just last week.

Inman, a 5-9 guard from Carlisle, Ark., has been among the Razorback leaders with her community service efforts. She was selected as part of a 12-member team and is the 14th Razorback selected in the history of the program. Inman is active in several area community service events including the Book Hogs Read To Win Program (reading to area elementary students in Northwest Arkansas), Sweat Hogs Program (encouraging young people to get active), reading to elementary kids at West Fork schools, working several campus events for the SEC "Together We CAN" canned food drive, participating in Lift Up America, working with area food banks, visiting Happy Hollow Elementary to speak about making good decisions, participating in the American Heart Association

walk, visiting Butterfield Trail Village (retirement community), Rocking with the Razorbacks participant, working the Habitat For Humanity Fall Festival at the Jones Center, hosting a Book Hogs Pizza Party at Bud Walton Arena (for area youth), and Martin Luther King Youth Day activities (celebrating a day of service with area youth).

RICKETTS HONORED BY ASSOCIATED PRESS

Senior C'eira Ricketts was selected to The Associated Press All-Southeastern Conference women's basketball second team. Ricketts, a Louisville, Ky., native, earned All-SEC First-Team honors from the coaches after leading the Razorbacks to a 23-8 overall record, a 10-6 mark in SEC play and a trip to the NCAA Tournament. The point guard for the Razorbacks paced the team, scoring 11.3 points per game and grabbed

4.6 rebounds per game this season. She became the Razorbacks' all-time steals leader in program history, ranks seventh for career points with 1,514, 11th in rebounding with 657 and third in assists with 508. She also ranks 30th in the NCAA in assist/turnover ratio, 40th in steals per game and 67th in the country in assists per game this year.

TOM COLLEN, SEC COACH OF THE YEAR

University of Arkansas head women's basketball coach Tom Collen was named Southeastern Conference Coach of the Year. Collen was one of five Razorbacks picking up SEC honors. Senior C'eira Ricketts earned All-SEC First-Team honors, junior Sarah Watkins earned All-SEC Second-Team honors and freshman Calli Berna was selected to the SEC All-Freshman Team. Senior Julie Inman earned SEC Community Service

2011-12 RAZORBACK REVIEW

Team honors. Collen is in his fifth season at Arkansas and has paced Arkansas to a 90-64 record in that time. He guided the Razorbacks to the second round of the WNIT in 2008-09 and to the WNIT quarterfinals last year. Collen's teams set the school record for consecutive wins with 15 in 2008-09 and nearly matched that with 12 last year. This season, Collen led the Razorbacks to a program record eight consecutive SEC wins. In addition, Arkansas defeated four ranked teams, three in the SEC, and won a program-best 10 SEC games. Collen is the first Razorback women's basketball coach to each SEC Coach of the Year honors, and joins former Razorback men's basketball coach Nolan Richardson as the only two hoops coaches at Arkansas to be selected. Richardson was selected in 1998.

TOM COLLEN WBCA COACH OF THE YEAR FINALIST

Tom Collen was named as one of eight finalists for 2012 Russell/WBCA Division I Coach of the Year Award,

the WBCA announced in March.

Collen, who became the first Razorback women's basketball coach to earn Southeastern Conference Coach of the Year, was selected from Region Three.

Collen's Arkansas Razorbacks posted a program-best SEC regular-season record (10-6) and tied for fourth place in the conference standings. Adding to their list of "firsts," Collen's team landed an at-large bid to the NCAA Tournament for the first time during his five-year tenure as head coach of the team.

ARKANSAS RECEIVES NCAA TOURNAMENT AT-LARGE INVITATION

Arkansas received an at-large bid and faced Dayton in College Station, Texas, in the first round of the 2012 NCAA Women's Basketball Tournament. Arkansas entered the tournament as a sixth seed facing the 11th-seeded Flyers. This is the third time Arkansas has been the sixth seed (1995, 2002). Arkansas was a three

seed in 1991. The Razorbacks played their way into the NCAA Tournament by virtue of a good 2011-12 "resume" that included wins over four ranked opponents, eight consecutive Southeastern Conference regular season wins, a program-best 10-6 record and tie for fourth place in the league and a 23-8 overall record. Arkansas had a strong schedule and finished No. 33 in the NCAA RPI released before the selections. The trip to the NCAA Tournament is the first for current head coach Tom Collen at Arkansas. Collen is making his eighth appearance in the tournament in 14 years as a head coach. He guided Arkansas to a pair of WNIT appearances with the Razorbacks reaching the quarterfinals last season. The NCAA Tournament appearance is the first for this year's five-member senior class and the first since the 2003 season when the Razorbacks reached the second round. That senior class includes Ashley Daniels, Lyndsay Harris, Julie Inman, C'eira Ricketts and Jamesha Townsend.

Quistelle Williams had a breakout postseason for the Razorbacks at the NCAA Tournament. She led the team with 15 points in the win over Dayton and added a team-high 14 against Texas A&M.



2011-12 RAZORBACK REVIEW

CAREER RECORDS PLENTIFUL

As the 2011-12 season closed, several Razorback players moved up or into the Arkansas career records lists. Seniors C'eira Ricketts, Lyndsay Harris and Ashley Daniels' names are splashed all over the record books.

Ricketts finished her career ranked seventh in points (15,37), 10th in rebounding (664), third in assists (516), sixth in field goals made (606), third in field goal attempts (1,498) and first in career steals (320).

Harris finished her career ranked 14th in points (1,347), 14th in assists (265), tied for sixth in field goal attempts (1,244), second in three point goals (283), first in three point attempts (858) and 10th in three point percentage (.330).

Daniels finished her career ranked 31st in points (785) and fourth in rebounds (715).

Some returners to keep an eye on include junior Sarah Watkins who ranks 26th in points (964), 26th

in rebounding (452) and third in blocked shots (161). Junior Quistelle Williams is on the verge of breaking into the top 30 for career rebounds and will enter next year with 317.

ARKANSAS IN THE DANCE

Perhaps the biggest highlight to the 2011-12 season was the Razorbacks invitation to the NCAA Tournament. The team and coaches felt they had earned a postseason invitation through a great resume of work amassed over the season but it is a nerve-racking experience until you see your name on the big board. Senior Lyndsay Harris commented that she didn't realize just how nervous she was until she saw "Arkansas" on the screen during the watch party. She was finally able to breathe. Arkansas did receive an at-large invitation and was one of eight SEC schools (nine if you include Texas A&M) to get into the tournament.

The Razorbacks traveled to future SEC member Texas A&M in College Station, Texas, for their first and second-round games.

Arkansas opened with Dayton in the first round, meeting the Flyers for the first time in program history.

After trailing by 14 three times in the first half, junior Quistelle Williams and sophomore Keira Peak heated up and Ashley Daniels had 12 rebounds guiding the Razorbacks to a 75-37 win. It was the first win in the NCAA Tournament since 2003 and sent Arkansas to at least the second round for the eighth time in program history.

The Razorbacks then had the unenviable task of facing defending national champion Texas A&M on their home floor in the second round. The storylines were plenty in the match up as former Razorback head coach Gary Blair and current Arkansas head coach Tom Colleen squared off. Colleen was an assistant head coach un-

The Razorbacks and cheerleaders Call the Hogs after a first-round NCAA Tournament win over Dayton in College Station, Texas.



2011-12 RAZORBACK REVIEW



der Blair at Arkansas in the 1990's and most of the Aggie staff had worked at Arkansas.

Arkansas' offense was slow to start - a problem that plagued the team all season. The Razorbacks were down by as much as 14 early with more than 9,000 screaming Aggie fans cheering on the home team.

But Arkansas wouldn't go away. The Razorbacks continued to chip away at the score until tying the game with just over a minute to play. The teams traded misses before the Razorbacks fouled an A&M player who was driving the lane.

Texas A&M hit the free throws giving them the two-point advantage with 23.5 seconds left in the game.

Arkansas used a timeout and drew up the play. The Razorbacks got an open look but left the shot just short unable to complete the up-set.

DEFENSE GETS IT DONE

The Razorbacks prided themselves on their defensive skills in 2011-12 and their efforts were noticed. Arkansas finished the year

ranked eighth in the country in scoring defense allowing a stingy 52.3 points per game. That ranked second in the SEC as well.

In 33 games, Arkansas allowed just 1727 opponent points.

The defense was centered around Kiera Peak and Dominique Robinson who teamed up on the opponents' point guards holding many of them well below their season averages.

Peak and Robinson were two of the most tenacious defenders last year and both return to anchor a team that will need their leadership in 2012-13.

RICKETTS DRAFTED BY MERCURY

Senior C'eira Ricketts was drafted with the 12th pick in the second round of the WNBA Draft by the Phoenix Mercury. The Louisville, Ky., native was the 24th selection overall. She is the seventh Razorback women's basketball player drafted and the



third-highest draft pick for Arkansas.

Former Razorback Shameka Christon is the only other Arkansas player currently still competing in the WNBA. Christon, who worked with the Razorbacks as a radio analyst in 2011-12, is a member of the San Antonio Stars

2011-12 RAZORBACK RESULTS

Opponent	Date	Score	WL	POINTS	REBOUNDS	ASSISTS	STEALS	BLOCKED SHOTS
vs Minnesota	11-11-11	60-68	L	18-WATKINS	7-DANIELS	4-RICKETTS BERNA	3-WATKINS	4-WATKINS
vs USF	11-12-11	65-61	WOT	28-RICKETTS	12-DANIELS	6-RICKETTS	8-RICKETTS	1-TOWNSEND
vs Florida State	11-13-11	55-52	W	15-WATKINS	9-WATKINS	2-RICKETTS BERNA	3-RICKETTS	1-WATKINS
TEXAS-ARLINGTON	11-16-11	57-34	W	12-ROBINSON	13-ROBINSON	6-RICKETTS	6-RICKETTS	3-WATKINS
UTAH	11-20-11	57-56	W	15-ROBINSON	8-ROBINSON	4-BERNA	2-RICKETTS	2-DANIELS RICKETTS
GRAMBLING STATE	11-25-11	69-49	W	14-HARRIS	7-PEAK DANIELS	8-RICKETTS	4-RICKETTS	2-WILLIAMS
at Middle Tennessee	12-3-11	59-53	W	15-WATKINS	6-ROBINSON	5-RICKETTS	5-RICKETTS	1-WATKINS
STEPHEN F. AUSTIN	12-6-11	61-46	W	14-RICKETTS	5-WATKINS PEAK WILLIAMS BERNA	6-BERNA	2-RICKETTS BERNA	2-WATKINS
ORU	12-10-11	65-37	W	15-WATKINS	7-WILLIAMS	6-RICKETTS	3-RICKETTS ROBINSON	1-WATKINS DANIELS RICKETTS
MORGAN STATE	12-19-11	81-50	W	14-HARRIS	12-WILLIAMS	6-GATLING	2-PEAK BERNA	3-WILLIAMS
TEXAS SOUTHERN	12-21-11	86-41	W	26-ROBINSON	9-PEAK	6-RICKETTS	4-RICKETTS	4-WATKINS
MISSISSIPPI VALLEY S	12-28-11	59-40	W	15-WATKINS	6-BOWEN	3-RICKETTS	3-BERNA WILLIAMS	2-WATKINS PEAK
at Georgia	01-01-12	57-67	L	15-WATKINS	9-WATKINS	4-RICKETTS	3-BERNA	2-WATKINS
at KENTUCKY	01-05-12	72-84	L	22-DANIELS	8-DANIELS	3-BERNA	2-RICKETTS HARRIS	5-WATKINS
TENNESSEE	01-08-12	38-69	L	14-HARRIS	6-WILLIAMS	2-HATCHER	2-BERNA HARRIS	1-DANIELS PEAK WATKINS
at Ole Miss	1-12-12	54-60	L	19-RICKETTS	7-RICKETTS	6-RICKETTS	3-RICKETTS HARRIS	3-WATKINS
AUBURN	01-15-12	59-39	W	12-DANIELS WATKINS	7-PEAK DANIELS	4-HARRIS BERNA	3-HARRIS	2-WATKINS
VANDERBILT	1-19-12	69-47	W	21-WATKINS	6-DANIELS	8-BERNA	4-RICKETTS	6-WATKINS
at LSU	1-22-12	72-52	W	17-HARRIS	4-DANIELS WILLIAMS RICKETTS	4-RICKETTS	5-RICKETTS	2-HARRIS
at Mississippi State	01-26-12	51-35	W	14-RICKETTS	14-DANIELS	4-RICKETTS	3-BERNA	5-WATKINS
FLORIDA	01-29-12	73-72	WOT	17-WATKINS	9-DANIELS	4-RICKETTS	3-DANIELS ROBINSON RICKETTS	4-WATKINS
ALABAMA	02-02-12	70-52	W	12-DANIELS	7-PEAK	5-BERNA RICKETTS	3-BERNA	2-WATKINS WILLIAMS
SOUTH CAROLINA	02-09-12	68-47	W	16-RICKETTS	9-DANIELS	7-RICKETTS	6-BERNA	3-WATKINS
at AUBURN	02-12-12	51-48	W	14-WATKINS	8-WATKINS	5-RICKETTS	4-RICKETTS	2-WATKINS
LSU	2-16-12	42-50	L	19-RICKETTS	6-RICKETTS	3-HARRIS	2-HARRIS RICKETTS BERNA DANIELS	1-WILLIAMS
MISSISSIPPI STATE	02-19-12	67-53	W	18-RICKETTS	16-DANIELS	7-RICKETTS	3-HARRIS	2-WATKINS
at TENNESSEE	02-23-12	72-71	WOT	20-HARRIS	8-RICKETTS	9-RICKETTS	2-RICKETTS	1-WILLIAMS WATKINS
at SOUTH CAROLINA	02-26-12	47-53	L	11-DANIELS	6-WATKINS WILLIAMS	4-RICKETTS	3-RICKETTS	2-WATKINS
vs Ole Miss	03-01-12	67-47	W	10-RICKETTS	7-WILLIAMS	4-DANIELS	3-DANIELS	None
vs LSU	03-02-12	40-41	L	17-RICKETTS	12-DANIELS	2-HARRIS	3-DANIELS	1-DANIELS
at SIUE	03-08-12	75-37	W	12-PEAK, Keira HARRIS, Lyndsay	9-RICKETTS	4-RICKETTS PEAK, Keira	5-RICKETTS	3-WATKINS DANIELS, Ashley
vs Dayton	03-17-12	72-55	W	15-WILLIAMS, Quistelle	12-DANIELS, Ashley	5-RICKETTS, C'eira	2-HARRIS, Lyndsay BERNA, Calli	1-DANIELS, Ashley
at Texas A&M	03-19-12	59-61	L	14-WILLIAMS, Quistelle	8-WILLIAMS, Quistelle	4-BERNA, Calli	4-WATKINS	1-ROBINSON, Dominique

2011-12 RAZORBACK OVERALL STATS

ALL GAMES

RECORD:	OVERALL	HOME	AWAY	NEUTRAL
ALL GAMES	24-9	14-2	6-5	4-2
CONFERENCE	10-6	6-2	4-4	0-0
NON-CONFERENCE	14-3	8-0	2-1	4-2



##	Player	GP	GS	Min	Avg	TOTAL			3-PTS			FT	FTA	Pct	REBOUNDS				PF	FO	A	TO	Blk	Stl	Pts	Avg
						FG	FGA	Pct	3FG	FGA	Pct				Off	Def	Tot	Avg								
22	RICKETTS, C'eira	33	33	1027	31.1	152	371	.410	15	57	.263	54	79	.684	48	102	150	4.5	48	0	143	75	11	88	373	11.3
04	WATKINS, Sarah	33	33	863	26.2	118	333	.354	12	49	.245	82	111	.739	67	78	145	4.4	87	2	22	56	63	21	330	10.0
33	HARRIS, Lyndsay	32	19	768	24.0	101	286	.353	71	213	.333	34	49	.694	13	55	68	2.1	72	2	48	50	4	38	307	9.6
12	DANIELS, Ashley	33	33	867	26.3	98	226	.434	0	5	.000	63	88	.716	96	114	210	6.4	73	3	38	67	19	41	259	7.8
21	ROBINSON, Dominique	32	32	641	20.0	75	195	.385	20	77	.260	42	76	.553	65	61	126	3.9	23	0	19	48	3	21	212	6.6
24	WILLIAMS, Quistelle	32	0	556	17.4	70	169	.414	10	48	.208	19	38	.500	49	93	142	4.4	52	1	18	26	14	28	169	5.3
01	PEAK, Keira	32	1	481	15.0	50	124	.403	1	9	.111	35	53	.660	47	48	95	3.0	38	0	21	43	4	21	136	4.3
11	BERNA, Calli	33	14	850	25.8	34	108	.315	28	86	.326	22	37	.595	15	71	86	2.6	44	0	88	50	3	46	118	3.6
14	GATLING, Erin	17	0	131	7.7	17	37	.459	5	10	.500	15	23	.652	8	13	21	1.2	10	0	15	14	1	5	54	3.2
42	BOWEN, Jhasmin	15	0	116	7.7	19	34	.559	0	1	.000	8	13	.615	15	16	31	2.1	16	0	0	7	2	4	46	3.1
02	HATCHER, Kelsey	17	0	110	6.5	6	27	.222	5	18	.278	2	3	.667	3	5	8	0.5	6	0	10	7	0	2	19	1.1
03	TOWNSEND, Jamesha	25	0	174	7.0	9	31	.290	0	0	.000	3	10	.300	12	19	31	1.2	18	0	5	18	2	2	21	0.8
25	BAILEY, Joey	8	0	68	8.5	1	9	.111	0	4	.000	1	3	.333	5	13	18	2.3	13	0	1	5	1	0	3	0.4
13	INMAN, Julie	13	0	48	3.7	1	7	.143	0	3	.000	0	0	.000	1	5	6	0.5	3	0	3	4	0	0	2	0.2
TM	TEAM														66	74	140	4.2	0			18			0	
	Total	33				751	1957	.384	167	580	.288	380	583	.652	510	767	1277	38.7	503	8	431	488	127	317	2049	62.1
	Opponents	33				628	1711	.367	126	485	.260	345	535	.645	396	776	1172	35.5	526	6	331	622	107	225	1727	52.3

SCORE BY PERIODS:	1st	2nd	OT	2OT	TOTAL	DEADBALL REBOUNDS:	OFF	DEF	TOTAL
ARKANSAS	958	1061	26	4	2049	ARKANSAS	105	19	124
Opponents	799	904	21	3	1727	Opponents	91	18	109

SOUTHEASTERN CONFERENCE GAMES

RECORD:	OVERALL	HOME	AWAY	NEUTRAL
CONFERENCE	10-6	6-2	4-4	0-0



##	Player	GP	GS	Min	Avg	TOTAL			3-PTS			FT	FTA	Pct	REBOUNDS				PF	FO	A	TO	Blk	Stl	Pts	Avg
						FG	FGA	Pct	3FG	FGA	Pct				Off	Def	Tot	Avg								
22	RICKETTS, C'eira	16	16	537	33.6	77	192	.401	9	31	.290	28	48	.583	25	48	73	4.6	27	0	74	44	6	39	191	11.9
04	WATKINS, Sarah	16	16	477	29.8	63	180	.350	4	25	.160	38	50	.760	37	37	74	4.6	47	1	11	29	40	10	168	10.5
12	DANIELS, Ashley	16	16	466	29.1	61	121	.504	0	5	.000	39	49	.796	52	51	103	6.4	43	3	14	37	6	22	161	10.1
33	HARRIS, Lyndsay	16	14	414	25.9	51	159	.321	34	116	.293	18	26	.692	7	31	38	2.4	43	2	29	25	2	27	154	9.6
21	ROBINSON, Dominique	16	16	307	19.2	28	81	.346	8	32	.250	18	34	.529	25	27	52	3.3	12	0	10	23	1	9	82	5.1
24	WILLIAMS, Quistelle	16	0	250	15.6	28	75	.373	3	21	.143	10	20	.500	29	27	56	3.5	25	0	7	17	7	12	69	4.3
11	BERNA, Calli	16	2	430	26.9	17	53	.321	16	43	.372	5	11	.455	8	31	39	2.4	21	0	41	26	2	23	55	3.4
01	PEAK, Keira	15	0	230	15.3	19	49	.388	0	5	.000	13	16	.813	24	21	45	3.0	19	0	8	19	1	11	51	3.4
42	BOWEN, Jhasmin	4	0	27	6.8	4	7	.571	0	0	.000	0	0	.000	3	1	4	1.0	6	0	0	1	1	0	8	2.0
14	GATLING, Erin	8	0	42	5.3	6	10	.600	1	2	.500	2	6	.333	1	6	7	0.9	5	0	0	7	0	0	15	1.9
03	TOWNSEND, Jamesha	9	0	64	7.1	3	10	.300	0	0	.000	0	0	.000	2	5	7	0.8	6	0	2	9	1	0	6	0.7
02	HATCHER, Kelsey	7	0	21	3.0	0	5	.000	0	3	.000	2	2	1.000	0	1	1	0.1	1	0	4	1	0	0	2	0.3
13	INMAN, Julie	4	0	10	2.5	0	1	.000	0	0	.000	0	0	.000	0	1	1	0.3	3	0	0	3	0	0	0	0.0
TM	TEAM														36	36	72	4.5	0			12			0	
	Total	16				357	943	.379	75	283	.265	173	262	.660	249	323	572	35.8	258	6	200	253	67	153	962	60.1
	Opponents	16				323	812	.398	67	220	.305	186	296	.628	211	365	576	36.0	249	2	176	308	62	115	899	56.2

SCORE BY PERIODS:	1st	2nd	OT	2OT	TOTAL	DEADBALL REBOUNDS:	OFF	DEF	TOTAL
ARKANSAS	445	496	17	4	962	ARKANSAS	49	10	59
Opponents	414	466	16	3	899	Opponents	55	12	67

NCAA TOURNAMENT GAMES

RECORD:	OVERALL	HOME	AWAY	NEUTRAL
NCAA	1-1	0-0	0-1	1-0



##	Player	GP	GS	Min	Avg	TOTAL			3-PTS			FT	FTA	Pct	REBOUNDS				PF	FO	A	TO	Blk	Stl	Pts	Avg
						FG	FGA	Pct	3FG	FGA	Pct				Off	Def	Tot	Avg								
24	WILLIAMS, Quistelle	2	0	57	28.5	14	25	.560	1	6	.167	0	1	.000	4	11	15	7.5	3	0	1	3	0	3	29	14.5
33	HARRIS, Lyndsay	2	2	63	31.5	8	18	.444	6	13	.462	5	6	.833	0	5	5	2.5	6	0	3	5	0	2	27	13.5
22	RICKETTS, C'eira	2	2	72	36.0	7	28	.250	2	4	.500	7	7	1.000	4	3	7	3.5	1	0	8	3	0	3	23	11.5
04	WATKINS, Sarah	2	2	41	20.5	5	15	.333	0	2	.000	6	7	.857	3	3	6	3.0	7	1	0	2	0	4	16	8.0
01	PEAK, Keira	2	0	35	17.5	6	11	.545	0	1	.000	2	5	.400	1	5	6	3.0	3	0	2	4	0	0	14	7.0
12	DANIELS, Ashley	2	2	60	30.0	4	16	.250	0	0	.000	5	6	.833	5	10	15	7.5	4	0	3	2	1	1	13	6.5
21	ROBINSON, Dominique	2	2	31	15.5	2	6	.333	0	1	.000	3	3	1.000	4	3	7	3.5	0	0	3	2	1	1	7	3.5
11	BERNA, Calli	2	0	37	18.5	0	2	.000	0	1	.000	2	2	1.000	0	3	3	1.5	3	0	8	0	0	4	2	1.0
42	BOWEN, Jhasmin	1	0	1	1.0	0	0	.000	0	0	.000	0	0	.000	0	0	0	0.0	0	0	0	0	0	0	0	0.0
13	INMAN, Julie	1	0	1	1.0	0	0	.000	0	0	.000	0	0	.000	0	0	0	0.0	0	0	0	0	0	0	0	0.0
03	TOWNSEND, Jamesha	1	0	1	1.0	0	1	.000	0	0	.000	0	0	.000	0	1	1	1.0	0	0	0	0	0	0	0	0.0
14	GATLING, Erin	1	0	1	1.0	0	0	.000	0	0	.000	0	0	.000	0	0	0	0.0	0	0	0	0	0	0	0	0.0
TM	TEAM														6	9	15	7.5	0			0			0	
	Total	2				46	122	.377	9	28	.321	30	37	.811	27	53	80	40.0	27	1	28	21	2	18	131	65.5
	Opponents	2				42	108	.389	10	37	.270	22	30	.733	18	54	72	36.0	33	1	32	29	7	8	116	58.0

ARKANSAS SUPERLATIVES

ARKANSAS - TEAM GAME HIGHS

POINTS	86	TEXAS SOUTHERN (12-21-11)
FIELD GOALS MADE	32	at SIUE (03-08-12)
	32	TEXAS SOUTHERN (12-21-11)
FIELD GOAL ATTEMPTS	72	TEXAS SOUTHERN (12-21-11)
FIELD GOAL PERCENTAGE	.582 (32-55)	at SIUE (03-08-12)
3 PT FIELD GOALS MADE	9	vs Ole Miss (03-01-12)
	9	MORGAN STATE (12-19-11)
3 PT FG ATTEMPTS	26	MISSISSIPPI STATE (02-19-12)
	26	ORU (12-10-11)
3 PT FG PERCENTAGE	.500 (9-18)	vs Ole Miss (03-01-12)
	.500 (4-8)	at KENTUCKY (01-05-12)
FREE THROWS MADE	22	at KENTUCKY (01-05-12)
FREE THROW ATTEMPTS	34	at KENTUCKY (01-05-12)
FREE THROW PERCENTAGE	.938 (15-16)	TENNESSEE (01-08-12)
REBOUNDS	64	MORGAN STATE (12-19-11)
ASSISTS	22	TEXAS SOUTHERN (12-21-11)
STEALS	17	at LSU (1-22-12)
BLOCKED SHOTS	9	VANDERBILT (1-19-12)
TURNOVERS	25	ALABAMA (02-02-12)
FOULS	24	ALABAMA (02-02-12)

OPPONENT - GAME HIGHS

POINTS	84	at KENTUCKY (01-05-12)
FIELD GOALS MADE	28	at KENTUCKY (01-05-12)
FIELD GOAL ATTEMPTS	77	MORGAN STATE (12-19-11)
FIELD GOAL PERCENTAGE	.548 (17-31)	LSU (2-16-12)
3 PT FIELD GOALS MADE	11	at KENTUCKY (01-05-12)
3 PT FG ATTEMPTS	28	vs Dayton (03-17-12)
3 PT FG PERCENTAGE	.625 (5-8)	LSU (2-16-12)
FREE THROWS MADE	23	ALABAMA (02-02-12)
FREE THROW ATTEMPTS	36	ALABAMA (02-02-12)
FREE THROW PERCENTAGE	.889 (8-9)	MISSISSIPPI VALLEY S (12-28-11)
REBOUNDS	48	vs USF (11-12-11)
ASSISTS	20	at Ole Miss (1-12-12)
STEALS	14	vs Minnesota (11-11-11)
BLOCKED SHOTS	10	at Mississippi State (01-26-12)
TURNOVERS	27	at LSU (1-22-12)
FOULS	25	at KENTUCKY (01-05-12)

ARKANSAS - GAME LOWS

POINTS	38	TENNESSEE (01-08-12)
FIELD GOALS MADE	10	TENNESSEE (01-08-12)
FIELD GOAL ATTEMPTS	46	at SOUTH CAROLINA (02-26-12)
FIELD GOAL PERCENTAGE	.182 (10-55)	TENNESSEE (01-08-12)
3 PT FIELD GOALS MADE	2	VANDERBILT (1-19-12)
	2	at Mississippi State (01-26-12)
	2	SOUTH CAROLINA (02-09-12)
	2	at SOUTH CAROLINA (02-26-12)
3 PT FG ATTEMPTS	6	SOUTH CAROLINA (02-09-12)
3 PT FG PERCENTAGE	.125 (2-16)	VANDERBILT (1-19-12)
FREE THROWS MADE	4	ALABAMA (02-02-12)
	4	LSU (2-16-12)
FREE THROW ATTEMPTS	8	at Ole Miss (1-12-12)
	8	LSU (2-16-12)
FREE THROW PERCENTAGE	.308 (4-13)	ALABAMA (02-02-12)
REBOUNDS	21	LSU (2-16-12)
ASSISTS	5	TENNESSEE (01-08-12)
	5	vs LSU (03-02-12)
STEALS	4	MISSISSIPPI STATE (02-19-12)
BLOCKED SHOTS	0	vs Ole Miss (03-01-12)
TURNOVERS	4	UTAH (11-20-11)
FOULS	9	TEXAS-ARLINGTON (11-16-11)
	9	TEXAS SOUTHERN (12-21-11)
	9	MISSISSIPPI STATE (02-19-12)

OPPONENT - GAME LOWS

POINTS	34	TEXAS-ARLINGTON (11-16-11)
FIELD GOALS MADE	11	ORU (12-10-11)
FIELD GOAL ATTEMPTS	31	LSU (2-16-12)
FIELD GOAL PERCENTAGE	.234 (18-77)	MORGAN STATE (12-19-11)
3 PT FIELD GOALS MADE	1	at SIUE (03-08-12) (6x, most recent)
3 PT FG ATTEMPTS	7	vs Minnesota (11-11-11)
3 PT FG PERCENTAGE	.048 (1-21)	at SIUE (03-08-12)
FREE THROWS MADE	4	TEXAS-ARLINGTON (11-16-11)
FREE THROW ATTEMPTS	5	TEXAS-ARLINGTON (11-16-11)
FREE THROW PERCENTAGE	.440 (11-25)	FLORIDA (01-29-12)
REBOUNDS	26	vs Florida State (11-13-11)
ASSISTS	4	vs Ole Miss (03-01-12)
STEALS	0	UTAH (11-20-11)
BLOCKED SHOTS	1	at SIUE (03-08-12) (7x, most recent)
TURNOVERS	9	UTAH (11-20-11)
	9	MISSISSIPPI STATE (02-19-12)
FOULS	8	at LSU (1-22-12)

ARKANSAS - INDIVIDUAL GAME HIGHS

Points	28	RICKETTS, C'eira vs USF (11-12-11)
Field Goals Made	12	RICKETTS, C'eira vs USF (11-12-11)
Field Goal Att.	21	RICKETTS, C'eira vs LSU (2-16-12)
	21	WATKINS, Sarah at AUBURN (02-12-12)
	21	RICKETTS, C'eira vs USF (11-12-11)
FG Pct (min 5 made)	.917 (11-12)	ROBINSON, Dominique vs TSU (12-21-11)
3-Point FG Made	5	HARRIS, Lyndsay vs Miss St. (02-19-12)
3-Point FG Att.	13	HARRIS, Lyndsay vs Miss St. (02-19-12)
3-Pt FG Pct (min 2 made)	1.000 (2-2)	RICKETTS, C'eira at KENTUCKY (01-05-12)
	1.000 (2-2)	RICKETTS, C'eira at MTSU (12-3-11)
Free Throws Made	9	WATKINS, Sarah vs FLORIDA (01-29-12)
	9	WATKINS, Sarah vs MORGAN ST. (12-19-11)
Free Throw Att.	14	ROBINSON, Dominique at KENTUCKY (01-05-12)
	12	WATKINS, Sarah vs MORGAN ST. (12-19-11)
FT Pct (min 3 made)	1.000 (8-8)	HARRIS, Lyndsay at TENNESSEE (02-23-12)
		16x, Harris with most makes
Rebounds	16	DANIELS, Ashley vs Miss ST. (02-19-12)
Assists	9	RICKETTS, C'eira at TENNESSEE (02-23-12)
Steals	8	RICKETTS, C'eira vs USF (11-12-11)
Blocked Shots	6	WATKINS, Sarah vs VANDERBILT (1-19-12)
Turnovers	7	RICKETTS, C'eira at AUBURN (02-12-12)
Fouls	5	WATKINS, Sarah at Texas A&M (03-19-12) (8x)

OPPONENT INDIVIDUAL GAME HIGHS

Points	23	Elonu, Adaora at Texas A&M (03-19-12)
Field Goals Made	9	Elonu, Adaora at Texas A&M (03-19-12)
	9	Hassell,Jasmine at Georgia (01-01-12)
Field Goal Att.	18	MATHIES, A'dia at KENTUCKY (01-05-12)
	18	SAUNDERS,KANEISHA vs USF (11-12-11)
FG Pct (min 5 made)	.857 (6-7)	Bartley,Lanita vs FLORIDA (01-29-12)
	.857 (6-7)	Bravard, Cierra vs Florida State (11-13-11)
3-Point FG Made	5	MATHIES, A'dia at KENTUCKY (01-05-12)
3-Point FG Att.	12	Miller,Khaalidah at Georgia (01-01-12)
3-Pt FG Pct (min 2 made)	1.000 (2-2)	GRANT, Markeshia vs S. CAROLINA (02-09-12)
		4x, Most Recent
Free Throws Made	8	Crosby, Kyra vs ALABAMA (02-02-12)
	8	Tanner, Tyrese vs AUBURN (01-15-12)
	8	Evans, Kastine at KENTUCKY (01-05-12)
Free Throw Att.	14	Tanner, Tyrese vs AUBURN (01-15-12)
FT Pct (min 3 made)	1.000 (8-8)	Evans, Kastine at KENTUCKY (01-05-12)
		12x, Most makes
Rebounds	14	Martha Alwal at Mississippi State (01-26-12)
	14	JOHNSON, Glory vs TENNESSEE (01-08-12)
	14	Plouffe, Michelle vs UTAH (11-20-11)
	14	ROWE,CAITLIN vs USF (11-12-11)
Assists	7	McFarland, Valencia at Ole Miss (1-12-12)
	7	Jones, Kortni at Middle Tennessee (12-3-11)
Steals	6	Kellogg, Kionna vs Minnesota (11-11-11)
Blocked Shots	6	Martha Alwal at Mississippi State (01-26-12)
Turnovers	8	White, Tyra at Texas A&M (03-19-12)
	8	SMITH,Ka'Neshia vs MVSU (12-28-11)
	8	CARTER, Savannah vs Grambling State (11-25-11)
Fouls	5	LALOR, Patrice vs Dayton (03-17-12)
		(6x, Most recent)

2011-12 FINAL SEC STANDINGS

TEAM	SEC	PCT	HOME	AWAY	ALL	PCT	HOME	AWAY	NEUTRAL	LAST 10	STREAK
Kentucky	13 - 3	.813	8-0	5-3	28 - 7	.800	18-0	6-5	4-2	4-1	L1
Tennessee	12 - 4	.750	6-2	6-2	27 - 9	.750	12-3	8-5	7-1	4-1	L1
Georgia	11 - 5	.688	6-2	5-3	22 - 9	.710	13-2	7-3	2-4	2-3	L2
LSU	10 - 6	.625	6-2	4-4	23 - 11	.676	13-4	8-6	2-0	3-2	L1
Arkansas	10 - 6	.625	6-2	4-4	24 - 9	.727	14-2	6-5	4-2	3-2	L1
S. Carolina	10 - 6	.625	6-2	4-4	25 - 10	.714	12-3	9-5	4-2	3-2	L1
Vanderbilt	9 - 7	.563	7-1	2-6	23 - 10	.697	18-2	4-7	1-1	3-2	L1
Florida	8 - 8	.500	6-2	2-6	20 - 13	.606	13-3	3-7	4-3	2-3	L1
Auburn	5 - 11	.313	3-5	2-6	13 - 17	.433	8-6	3-9	2-2	2-3	L1
Miss State	4 - 12	.250	2-6	2-6	14 - 16	.467	10-6	4-8	0-2	0-5	L5
Alabama	2 - 14	.125	1-7	1-7	12 - 19	.387	8-7	2-10	2-2	1-4	L4
Ole Miss	2 - 14	.125	1-7	1-7	12 - 18	.400	8-8	4-9	0-1	0-5	L12

SEC HONORS/AWARDS

First Team All-SEC

C'EIRA RICKETTS, ARKANSAS

Jennifer George, Florida
Anne Marie Armstrong, Georgia
A'dia Mathies, Kentucky
LaSondra Barrett, LSU
Glory Johnson, Tennessee
Shekinna Stricklen, Tennessee
Christina Foggie, Vanderbilt

Second Team All-SEC

SARAH WATKINS, ARKANSAS

Jasmine Hassell, Georgia
La'Keisha Sutton, South Carolina
Jasmine Lister, Vanderbilt
Tiffany Clarke, Vanderbilt
Ieasia Walker, South Carolina
Markeshia Grant, South Carolina
Valencia McFarland, Ole Miss
Diamber Johnson, Mississippi St.

All-Freshman Team

CALLI BERNA, ARKANSAS

Hasina Muhammad, Auburn
Erika Ford, Georgia
Bria Goss, Kentucky
Martha Alwal, Mississippi State
Aleighsa Welch, South Carolina
Ariel Massengale, Tennessee
Kady Schran, Vanderbilt

All-Defensive Team

Anne Marie Armstrong, Georgia
Porsha Porter, Mississippi State
Glory Johnson, Tennessee
A'dia Mathies, Kentucky
La'Keisha Sutton, South Carolina

Coach of the Year

TOM COLLEN, ARKANSAS

Player of the Year

A'dia Mathies, Kentucky

Freshman of the Year

Bria Goss, Kentucky

Defensive Player of the Year

Glory Johnson, Tennessee

6th Woman of the Year

Deana Allen, Florida
Keyla Snowden, Kentucky

Scholar-Athlete of the Year

Blanche Alverson, Auburn

Associated Press All-SEC Second-Team

C'eira Ricketts

2011 SEC TOURNAMENT RESULTS

March 4-7, 2012

Bridgestone Arena || Nashville, Tenn.

Thursday, March 4

Florida 70, Auburn 60
Vanderbilt 67, Miss State 51
ARKANSAS 67, Ole Miss 47
South Carolina 57, Alabama 38

Friday, March 5

Kentucky 71, Florida 67
Tennessee 68, Vanderbilt 57
LSU 41, ARKANSAS 40
South Carolina 59, Georgia 55

Saturday, March 6

LSU 72, Kentucky 61
Tennessee 74, South Carolina 58

Sunday, March 7

Tennessee 70, LSU 58

ALL-TOURNAMENT TEAM

A'dia Mathies, Kentucky
Keyla Snowden, Kentucky
LaSondra Barrett, LSU
Adirenne Webb, LSU
Shekinna Stricklen, Tennessee
Glory Johnson, Tennessee (MVP)



SEC PLAYERS/FRESHMAN OF THE WEEK

11-14 **C'EIRA RICKETTS (AR)**/Martha Alwal (MS)
11-21 Jasmine James (GA)/Bria Goss (KY)
11-28 Jasmine Lister (VU) Aneesah Daniels (AL)
12-5 A'dia Mathies (KY)/Christina Foggie (VU)/Ariel Massengale (UT)
12-12 A'dia Mathies (KY)/Bria Goss (KY)
12-19 La'Keisha Sutton (SC)/Krystal Forthan (LSU)
12-26 Jennifer George (FL)/Hasina Muhammad (AU)
1-2 Glory Johnson (UT)/Erika Ford (GA)
1-9 Glory Johnson (UT)/Aleighsa Welch (SC)
1-16 A'dia Mathies (KY)/Krystal Forthan (LSU)
Ariel Massengale (UT)
1-23 **SARAH WATKINS (AR)**/Bria Goss (KY)
1-30 Christina Foggie (VU)/Kady Schran (VU)
2-6 Markeshia Grant (SC)/Krista Donald (GA)
2-13 Anne Marie Armstrong (GA)/
CALLI BERNA (AR)
2-20 Shekinna Stricklen (UT)/Cierra Burdick (UT)
2-27 Meredith Mitchell (GA)/Bria Goss (KY)

SEC COMMUNITY SERVICE TEAM

Ericka Russell Alabama
JULIE INMAN ARKANSAS
Blanche Alverson Auburn
Kayla Lewis Florida
Jasmine James Georgia
Keyla Snowden Kentucky
LaSondra Barrett LSU
Nikki Byrd Ole Miss
Brittney Young Miss State
Courtney Newton South Carolina
Glory Johnson Tennessee

SEC INDIVIDUAL LEADERS - ALL GAMES

To be ranked, a player must appear in at least 75.0% of their team's games.

SCORING							
	CI	GP	FG	3FG	FT	Points	Avg/G
1. Christina Foggie-VU	SO	33	195	91	104	585	17.7
2. Shekinna Stricklen-UT	SR	35	198	56	87	539	15.4
3. A'dia Mathies-UK	JR	34	181	51	96	509	15.0
4. Diamber Johnson-MS	SR	30	161	35	83	440	14.7
5. Glory Johnson-UT	SR	36	186	1	138	511	14.2
16. C'EIRA RICKETTS-AR	SR	33	152	15	54	373	11.3
26. SARAH WATKINS-AR	JR	33	118	12	82	330	10.0
29. LYND SAY HARRIS-AR	SR	32	101	71	34	307	9.6

REBOUNDING						
	CI	GP	Off	Def	Total	Avg/G
1. Glory Johnson-UT	SR	36	132	223	355	9.9
2. Jennifer George-UF	JR	33	123	166	289	8.8
3. Nikki Byrd-UM	SR	28	93	142	235	8.4
4. Stephanie Holzer-VU	SO	33	92	155	247	7.5
5. Tiffany Clarke-VU	JR	33	97	140	237	7.2
10. ASHLEY DANIELS-AR	SR	33	96	114	210	6.4

FIELD GOAL PCT					
	CI	GP	FG	FGA	Pct
1. Vicki Baugh-UT	SR	35	105	182	.577
2. Tiffany Clarke-VU	JR	33	137	242	.566
3. Jasmine Hassell-UG	JR	31	164	302	.543
4. Glory Johnson-UT	SR	36	186	346	.538
5. Jennifer George-UF	JR	33	175	326	.537

ASSISTS				
	CI	GP	No.	Avg/G
1. Jasmine Lister-VU	SO	33	176	5.3
2. Ariel Massengale-UT	FR	33	162	4.9
3. Valencia McFarland-UM	SO	30	142	4.7
4. C'EIRA RICKETTS-AR	SR	33	143	4.3
5. Diamber Johnson-MS	SR	30	109	3.6

FREE THROW PCT					
	CI	GP	FT	FTA	Pct
1. Jasmine Lister-VU	SO	33	87	104	.837
2. Christina Foggie-VU	SO	33	104	125	.832
3. Meghan Perkins-UA	JR	29	66	83	.795
4. Ariel Massengale-UT	FR	33	66	85	.776
5. Lasondra Barrett-LS	SR	34	177	236	.750
7. SARAH WATKINS-AR	JR	33	82	111	.739

STEALS				
	CI	GP	No.	Avg/G
1. Porsha Porter-MS	SR	29	91	3.1
2. C'EIRA RICKETTS-AR	SR	33	88	2.7
Jasmine James-UG	JR	24	64	2.7
4. A'dia Mathies-UK	JR	34	87	2.6
5. Anne Marie Armstrong-UG	JR	31	69	2.2

3-POINT FG PCT					
	CI	GP	3FG	3FGA	Pct
1. Christina Foggie-VU	SO	33	91	219	.416
2. Blanche Alverson-AU	JR	30	56	136	.412
3. Taber Spani-UT	JR	27	34	85	.400
4. A'dia Mathies-UK	JR	34	51	135	.378
5. Markeshia Grant-SC	SR	35	64	176	.364
11. LYND SAY HARRIS-AR	SR	32	71	213	.333

3-POINT FG MADE				
	CI	GP	3FG	Avg/G
1. Christina Foggie-VU	SO	33	91	2.8
2. Khaalidah Miller-UG	SO	31	72	2.3
3. LYND SAY HARRIS-AR	SR	32	71	2.2
4. Jordan Jones-UF	SR	32	67	2.1
5. Blanche Alverson-AU	JR	30	56	1.9

BLOCKED SHOTS				
	CI	GP	No.	Avg/G
1. Martha Alwal-MS	FR	30	82	2.7
2. Azania Stewart-UF	SR	33	70	2.1
3. SARAH WATKINS-AR	JR	33	63	1.9
4. Jassany Williams-AU	SO	30	57	1.9
5. Jennifer George-UF	JR	33	53	1.6

ASSIST/TURNOVER RATIO							
	CI	GP	Assists	Avg	T-Overs	Avg	Ratio
1. Ariel Massengale-UT	FR	33	162	4.9	76	2.3	2.1
2. C'EIRA RICKETTS-AR	SR	33	143	4.3	75	2.3	1.9
3. Jasmine Lister-VU	SO	33	176	5.3	115	3.5	1.5
4. Diamber Johnson-MS	SR	30	109	3.6	74	2.5	1.5
5. Valencia McFarland-UM	SO	30	142	4.7	98	3.3	1.4

OFFENSIVE REBOUNDS				
	CI	GP	No.	Avg/G
1. Jennifer George-UF	JR	33	123	3.7
2. Glory Johnson-UT	SR	36	132	3.7
3. Nikki Byrd-UM	SR	28	93	3.3
4. Aleighsa Welch-SC	FR	33	104	3.2
5. Parrisha Simmons-AU	SR	30	91	3.0
6. Tiffany Clarke-VU	JR	33	97	2.9
7. ASHLEY DANIELS-AR	SR	33	96	2.9

DEFENSIVE REBOUNDS				
	CI	GP	No.	Avg/G
1. Glory Johnson-UT	SR	36	223	6.2
2. Lasondra Barrett-LS	SR	34	177	5.2
3. Nikki Byrd-UM	SR	28	142	5.1
4. Jennifer George-UF	JR	33	166	5.0
5. Stephanie Holzer-VU	SO	33	155	4.7
13. ASHLEY DANIELS-AR	SR	33	114	3.5

MINUTES PLAYED				
	CI	GP	Minutes	Avg/G
1. Valencia McFarland-UM	SO	30	1109	37.0
2. Jasmine Lister-VU	SO	33	1214	36.8
3. Khaalidah Miller-UG	SO	31	1071	34.5
4. Jasmine James-UG	JR	24	810	33.8
5. Christina Foggie-VU	SO	33	1109	33.6
10. C'EIRA RICKETTS-AR	SR	33	1027	31.1



C'eira Ricketts ranked in six categories in the SEC last season.

SEC TEAM LEADERS - ALL GAMES

SCORING OFFENSE	G	W-L	Pts	Avg/G
1. Tennessee	36	27-9	2664	74.0
2. Kentucky	35	28-7	2589	74.0
3. Vanderbilt	33	23-10	2369	71.8
4. Georgia	31	22-9	2122	68.5
5. Florida	33	20-13	2228	67.5
6. LSU	34	23-11	2115	62.2
7. ARKANSAS	33	24-9	2049	62.1
8. South Carolina	35	25-10	2143	61.2
9. Alabama	31	12-19	1840	59.4
10. Auburn	30	13-17	1755	58.5
11. Ole Miss	30	12-18	1730	57.7
12. Mississippi State	30	14-16	1705	56.8

SCORING DEFENSE	G	Pts	Avg/G
1. South Carolina	35	1800	51.4
2. ARKANSAS	33	1727	52.3
3. LSU	34	1841	54.1
4. Georgia	31	1797	58.0
5. Auburn	30	1741	58.0
6. Kentucky	35	2083	59.5
7. Tennessee	36	2165	60.1
8. Mississippi State	30	1814	60.5
9. Florida	33	2005	60.8
10. Vanderbilt	33	2029	61.5
11. Ole Miss	30	1867	62.2
12. Alabama	31	1992	64.3

SCORING MARGIN	G	Offense	Defense	Margin
1. Kentucky	35	74.0	59.5	+14.5
2. Tennessee	36	74.0	60.1	+13.9
3. Georgia	31	68.5	58.0	+10.5
4. Vanderbilt	33	71.8	61.5	+10.3
5. South Carolina	35	61.2	51.4	+9.8
6. ARKANSAS	33	62.1	52.3	+9.8
7. LSU	34	62.2	54.1	+8.1
8. Florida	33	67.5	60.8	+6.8
9. Auburn	30	58.5	58.0	+0.5
10. Mississippi State	30	56.8	60.5	-3.6
11. Ole Miss	30	57.7	62.2	-4.6
12. Alabama	31	59.4	64.3	-4.9

FREE THROW PCT	G	FTM	FTA	Pct
1. Vanderbilt	33	454	623	.729
2. LSU	34	488	684	.713
3. Tennessee	36	536	759	.706
4. Kentucky	35	528	784	.673
5. Georgia	31	345	528	.653
6. ARKANSAS	33	380	583	.652
7. Florida	33	382	592	.645
8. Alabama	31	419	655	.640
9. Mississippi State	30	288	454	.634
10. Auburn	30	310	489	.634
11. Ole Miss	30	291	469	.620
12. South Carolina	35	372	633	.588

FIELD GOAL %	G	FGM	FGA	Pct
1. Vanderbilt	33	867	1868	.464
2. Tennessee	36	968	2214	.437
3. LSU	34	758	1754	.432
4. Georgia	31	815	1907	.427
5. Florida	33	835	2073	.403
6. Kentucky	35	925	2302	.402
7. South Carolina	35	807	2026	.398
8. ARKANSAS	33	751	1957	.384
9. Auburn	30	653	1708	.382
10. Ole Miss	30	660	1808	.365
11. Mississippi State	30	645	1794	.360
12. Alabama	31	659	1843	.358

FIELD GOAL PCT DEF.	G	FGM	FGA	Pct
1. LSU	34	658	1902	.346
2. Mississippi State	30	655	1801	.364
3. ARKANSAS	33	628	1711	.367
4. Tennessee	36	814	2201	.370
5. South Carolina	35	672	1788	.376
6. Ole Miss	30	700	1859	.377
7. Vanderbilt	33	741	1962	.378
8. Florida	33	739	1928	.383
9. Auburn	30	623	1620	.385
10. Georgia	31	662	1712	.387
11. Kentucky	35	748	1820	.411
12. Alabama	31	736	1775	.415

3-POINT FG PCT	G	3FGM	3FGA	Pct
1. Vanderbilt	33	181	487	.372
2. Tennessee	36	192	568	.338
3. Auburn	30	139	420	.331
4. Kentucky	35	211	659	.320
5. Georgia	31	147	461	.319
6. LSU	34	111	353	.314
7. Florida	33	176	599	.294
8. ARKANSAS	33	167	580	.288
9. South Carolina	35	157	569	.276
10. Ole Miss	30	119	435	.274
11. Mississippi State	30	127	466	.273
12. Alabama	31	103	400	.258

3-PT FG PCT DEF.	G	3FGM	3FGA	Pct
1. South Carolina	35	63	290	.217
2. ARKANSAS	33	126	485	.260
3. Tennessee	36	178	649	.274
4. Mississippi State	30	143	518	.276
5. LSU	34	181	643	.281
6. Kentucky	35	105	368	.285
7. Vanderbilt	33	154	531	.290
8. Auburn	30	119	404	.295
9. Georgia	31	150	508	.295
10. Ole Miss	30	135	452	.299
11. Florida	33	136	454	.300
12. Alabama	31	143	444	.322

REB. OFFENSE	G	Rebounds	Avg/G
1. Tennessee	36	1567	43.5
2. Florida	33	1408	42.7
3. Ole Miss	30	1221	40.7
4. Mississippi State	30	1195	39.8
5. Kentucky	35	1379	39.4
6. LSU	34	1334	39.2
7. Alabama	31	1208	39.0
8. Georgia	31	1207	38.9
9. ARKANSAS	33	1277	38.7
10. Vanderbilt	33	1258	38.1
11. South Carolina	35	1323	37.8
12. Auburn	30	1120	37.3

REB. DEFENSE	G	Rebounds	Avg/G
1. LSU	34	1123	33.0
2. South Carolina	35	1199	34.3
3. Vanderbilt	33	1144	34.7
4. Tennessee	36	1257	34.9
5. ARKANSAS	33	1172	35.5
6. Georgia	31	1122	36.2
7. Auburn	30	1093	36.4
8. Kentucky	35	1281	36.6
9. Florida	33	1233	37.4
10. Alabama	31	1253	40.4
11. Ole Miss	30	1260	42.0
12. Mississippi State	30	1274	42.5

REB. MARGIN	G	Team	Avg.	Opponent	Avg.	Margin
1. Tennessee	36	1567	43.5	1257	34.9	+8.6
2. LSU	34	1334	39.2	1123	33.0	+6.2
3. Florida	33	1408	42.7	1233	37.4	+5.3
4. South Carolina	35	1323	37.8	1199	34.3	+3.5
5. Vanderbilt	33	1258	38.1	1144	34.7	+3.5
6. ARKANSAS	33	1277	38.7	1172	35.5	+3.2
7. Kentucky	35	1379	39.4	1281	36.6	+2.8
8. Georgia	31	1207	38.9	1122	36.2	+2.7
9. Auburn	30	1120	37.3	1093	36.4	+0.9
10. Ole Miss	30	1221	40.7	1260	42.0	-1.3
11. Alabama	31	1208	39.0	1253	40.4	-1.5
12. Miss State	30	1195	39.8	1274	42.5	-2.6

BLOCKED SHOTS	G	No.	Avg/G
1. Auburn	30	181	6.0
2. Mississippi State	30	153	5.1
3. Tennessee	36	167	4.6
4. LSU	34	146	4.3
5. Florida	33	138	4.2
6. South Carolina	35	139	4.0
7. Vanderbilt	33	130	3.9
8. ARKANSAS	33	127	3.8
9. Kentucky	35	129	3.7
10. Ole Miss	30	106	3.5
11. Alabama	31	84	2.7
12. Georgia	31	69	2.2

ASSISTS	G	No.	Avg/G
1. Vanderbilt	33	506	15.3
2. Tennessee	36	525	14.6
3. Florida	33	459	13.9
4. LSU	34	457	13.4
5. ARKANSAS	33	431	13.1
6. Georgia	31	392	12.6
7. Kentucky	35	439	12.5
8. Ole Miss	30	361	12.0
9. Auburn	30	359	12.0
10. South Carolina	35	391	11.2
11. Mississippi State	30	298	9.9
12. Alabama	31	292	9.4

STEALS	G	No.	Avg/G
1. Kentucky	35	422	12.1
2. Georgia	31	334	10.8
3. Auburn	30	295	9.8
4. ARKANSAS	33	317	9.6
5. Alabama	31	284	9.2
6. Mississippi State	30	274	9.1
7. Florida	33	298	9.0
8. South Carolina	35	299	8.5
9. LSU	34	282	8.3
10. Tennessee	36	287	8.0
11. Vanderbilt	33	257	7.8
12. Ole Miss	30	222	7.4

TURNOVER MAR.	G	Team	Avg.	Opponent	Avg.	Margin
1. Kentucky	35	614	17.5	939	26.8	+9.29
2. Georgia	31	462	14.9	611	19.7	+4.81
3. ARKANSAS	33	488	14.8	622	18.8	+4.06
4. South Carolina	35	498	14.2	627	17.9	+3.69
5. Alabama	31	561	18.1	616	19.9	+1.77
6. Florida	33	560	17.0	589	17.8	+0.88
7. Tennessee	36	545	15.1	566	15.7	+0.58
8. Auburn	30	566	18.9	570	19.0	+0.13
9. Vanderbilt	33	569	17.2	567	17.2	-0.06
10. Miss State	30	525	17.5	517	17.2	-0.27
11. Ole Miss	30	565	18.8	516	17.2	-1.63
12. LSU	34	658	19.4	577	17.0	-2.38

ASSIST/TO RATIO	G	Assist	Avg.	T-Over	Avg.	Ratio
1. Tennessee	36	525	14.6	545	15.1	1.0
2. Vanderbilt	33	506	15.3	569	17.2	0.9
3. ARKANSAS	33	431	13.1	488	14.8	0.9
4. Georgia	31	392	12.6	462	14.9	0.8
5. Florida	33	459	13.9	560	17.0	0.8
6. South Carolina	35	391	11.2	498	14.2	0.8
7. Kentucky	35	439	12.5	614	17.5	0.7
8. LSU	34	457	13.4	658	19.4	0.7
9. Ole Miss	30	361	12.0	565	18.8	0.6
10. Auburn	30	359	12.0	566	18.9	0.6
11. Miss State	30	298	9.9	525	17.5	0.6
12. Alabama	31	292	9.4	561	18.1	0.5

OFFENSIVE REBOUNDS	G	No.	Avg/G
1. Kentucky	35	642	18.3
2. Florida	33	597	18.1
3. Tennessee	36	588	16.3
4. South Carolina	35	564	16.1
5. Ole Miss	30	483	16.1
6. ARKANSAS	33	510	15.5
7. Alabama	31	477	15.4
8. Mississippi State	30	458	15.3
9. Auburn	30	453	15.1
10. Georgia	31	459	14.8
11. LSU	34	448	13.2
12. Vanderbilt	33	434	13.2

DEFENSIVE REBOUNDS	G	No.	Avg/G
1. Tennessee	36	979	27.2
2. LSU	34	886	26.1
3. Vanderbilt	33	824	25.0
4. Ole Miss	30	738	24.6
5. Florida	33	811	24.6
6. Mississippi State	30	737	24.6
7. Georgia	31	748	24.1
8. Alabama	31	731	23.6
9. ARKANSAS	33	767	23.2
10. Auburn	30	667	22.2
11. South Carolina	35	759	21.7
12. Kentucky	35	737	21.1

DEFENSIVE REB PCT.	G	Team	O-Reb	Opp.	O-Reb	D-Reb	Pct.
1. Tennessee	36	979	485	669			
2. ARKANSAS	33	767	396	.660			
3. LSU	34	886	462	.657			
4. Georgia	31	748	401	.651			
5. South Carolina	35	759	420	.644			
6. Florida	33	811	470	.633			
7. Alabama	31	731	429	.630			
8. Vanderbilt	33	824	489	.628			
9. Kentucky	35	737	440	.626			
10. Auburn	30	667	409	.620			
11. Mississippi State	30	737	497	.597			
12. Ole Miss	30	738	507	.593			

SEC IND. LEADERS - SEC ONLY GAMES

To be ranked, a player must appear in at least 75.0% of their team's games.

SCORING		CI	GP	FG	3FG	FT	Points	Avg/G
1.	Christina Foggie-VU	SO	16	98	39	53	288	18.0
2.	Shekinna Stricklen-UT	SR	15	89	20	39	237	15.8
3.	A'dia Mathies-UK	JR	16	90	25	38	243	15.2
4.	Glory Johnson-UT	SR	16	87	0	48	222	13.9
5.	Valencia McFarland-UM	SO	16	80	28	30	218	13.6
11.	C'EIRA RICKETTS-AR	SR	16	77	9	28	191	11.9
21.	SARAH WATKINS-AR	JR	16	63	4	38	168	10.5
T23	ASHLEY DANIELS-AR	SR	16	61	0	39	161	10.1
27.	LYNDSAY HARRIS-AR	SR	16	51	34	18	154	9.6

REBOUNDING		CI	GP	Off	Def	Total	Avg/G
1.	Glory Johnson-UT	SR	16	46	109	155	9.7
2.	Jennifer George-UF	JR	16	51	81	132	8.3
	Lasondra Barrett-LS	SR	16	37	95	132	8.3
4.	Tiffany Clarke-VU	JR	16	46	74	120	7.5
5.	Stephanie Holzer-VU	SO	16	37	73	110	6.9
9.	ASHLEY DANIELS-AR	SR	16	52	51	103	6.4

FIELD GOAL PCT		CI	GP	FG	FGA	Pct
1.	Tiffany Clarke-VU	JR	16	78	126	.619
2.	Glory Johnson-UT	SR	16	87	153	.569
3.	Stephanie Holzer-VU	SO	16	71	127	.559
4.	Aleighsa Welch-SC	FR	14	48	86	.558
5.	Jennifer George-UF	JR	16	80	157	.510
6.	ASHLEY DANIELS-AR	SR	16	61	121	.504

ASSISTS		CI	GP	No.	Avg/G
1.	Ariel Massengale-UT	FR	16	90	5.6
2.	Jasmine Lister-VU	SO	16	84	5.3
3.	C'EIRA RICKETTS-AR	SR	16	74	4.6
4.	Valencia McFarland-UM	SO	16	68	4.3
5.	Ieasia Walker-SC	JR	16	59	3.7
12.	CALLI BERNA-AR	FR	16	41	2.6

FREE THROW PCT		CI	GP	FT	FTA	Pct
1.	Jasmine Lister-VU	SO	16	42	49	.857
2.	Keyla Snowden-UK	SR	16	34	40	.850
3.	Meghan Perkins-UA	JR	14	32	39	.821
4.	Christina Foggie-VU	SO	16	53	65	.815
5.	ASHLEY DANIELS-AR	SR	16	39	49	.796
9.	SARAH WATKINS-AR	JR	16	38	50	.760

STEALS		CI	GP	No.	Avg/G
1.	Porsha Porter-MS	SR	15	38	2.5
2.	C'EIRA RICKETTS-AR	SR	16	39	2.4
3.	Anne Marie Armstrong-UG	JR	16	33	2.1
4.	Meredith Mitchell-UG	SR	16	32	2.0
	A'dia Mathies-UK	JR	16	32	2.0
	Lanita Bartley-UF	SR	16	32	2.0
10.	LYNDSAY HARRIS-AR	SR	16	27	1.7

3-POINT FG PCT		CI	GP	3FG	3FGA	Pct
1.	Blanche Alverson-AU	JR	16	30	68	.441
2.	Markeshia Grant-SC	SR	16	34	89	.382
3.	Christina Foggie-VU	SO	16	39	104	.375
4.	A'dia Mathies-UK	JR	16	25	67	.373
5.	CALLI BERNA-AR	FR	16	16	43	.372

3-POINT FG MADE		CI	GP	3FG	Avg/G
1.	Christina Foggie-VU	SO	16	39	2.4
2.	Khaalidah Miller-UG	SO	16	34	2.1
	Markeshia Grant-SC	SR	16	34	2.1
	LYNDSAY HARRIS-AR	SR	16	34	2.1
5.	Jordan Jones-UF	SR	15	31	2.1

BLOCKED SHOTS		CI	GP	No.	Avg/G
1.	Martha Alwal-MS	FR	16	40	2.5
	SARAH WATKINS-AR	JR	16	40	2.5
3.	Jennifer George-UF	JR	16	30	1.9
4.	Jassany Williams-AU	SO	16	29	1.8
	Azania Stewart-UF	SR	16	29	1.8

ASSIST/TURNOVER RATIO		CI	GP	Assists	Avg	T-Overs	Avg	Ratio
1.	Ariel Massengale-UT	FR	16	90	5.6	37	2.3	2.4
2.	C'EIRA RICKETTS-AR	SR	16	74	4.6	44	2.8	1.7
3.	A'dia Mathies-UK	JR	16	48	3.0	35	2.2	1.4
4.	Ieasia Walker-SC	JR	16	59	3.7	45	2.8	1.3
5.	Jasmine Lister-VU	SO	16	84	5.3	65	4.1	1.3

OFFENSIVE REBOUNDS		CI	GP	No.	Avg/G
1.	ASHLEY DANIELS-AR	SR	16	52	3.3
2.	Jennifer George-UF	JR	16	51	3.2
3.	Samarie Walker-UK	SO	16	49	3.1
4.	Jasmine Hassell-UG	JR	16	48	3.0
	Aleighsa Welch-SC	FR	14	42	3.0

DEFENSIVE REBOUNDS		CI	GP	No.	Avg/G
1.	Glory Johnson-UT	SR	16	109	6.8
2.	Lasondra Barrett-LS	SR	16	95	5.9
3.	Jennifer George-UF	JR	16	81	5.1
4.	Tiffany Clarke-VU	JR	16	74	4.6
5.	Stephanie Holzer-VU	SO	16	73	4.6

MINUTES PLAYED		CI	GP	Minutes	Avg/G
1.	Jasmine Lister-VU	SO	16	622	38.9
2.	Valencia McFarland-UM	SO	16	607	37.9
3.	Khaalidah Miller-UG	SO	16	571	35.7
4.	Christina Foggie-VU	SO	16	569	35.6
5.	Meredith Mitchell-UG	SR	16	560	35.0
7.	C'EIRA RICKETTS-AR	SR	16	537	33.6



Ashley Daniels (12) led the SEC in defensive rebounds last season.

SEC TEAM LEADERS - SEC ONLY GAMES

SCORING OFFENSE					3-POINT FG PCT DEFENSE					TURNOVER MAR.							
	G	W-L	Pts	Avg/G		G	Rebounds	3FGM	3FGA	Pct		G	Team	Avg.	Opponent	Avg.	Margin
1. Tennessee	16	12-4	1168	73.0	1. South Carolina	16	27	145	.186		1. Kentucky	16	265	16.6	401	25.1	+8.50
2. Kentucky	16	13-3	1093	68.3	2. LSU	16	79	298	.265		2. Georgia	16	237	14.8	293	18.3	+3.50
3. Vanderbilt	16	9-7	1065	66.6	3. Tennessee	16	78	281	.278		3. ARKANSAS	16	253	15.8	308	19.3	+3.44
4. Georgia	16	11-5	1034	64.6	4. Georgia	16	78	276	.283		4. Tennessee	16	252	15.8	281	17.6	+1.81
5. Florida	16	8-8	1014	63.4	5. Florida	16	59	208	.284		5. South Carolina	16	258	16.1	269	16.8	+0.69
6. LSU	16	10-6	967	60.4	6. Vanderbilt	16	68	237	.287		6. Florida	16	281	17.6	290	18.1	+0.56
7. ARKANSAS	16	10-6	962	60.1	7. Mississippi State	16	80	271	.295		7. Auburn	16	321	20.1	298	18.6	-1.44
8. South Carolina	16	10-6	936	58.5	8. ARKANSAS	16	67	220	.305		8. Alabama	16	321	20.1	285	17.8	-2.25
9. Auburn	16	5-11	878	54.9	9. Ole Miss	16	73	234	.312		9. Miss State	16	291	18.2	248	15.5	-2.69
10. Alabama	16	2-14	856	53.5	10. Auburn	16	72	223	.323		10. Vanderbilt	16	307	19.2	251	15.7	-3.50
11. Ole Miss	16	2-14	814	50.9	11. Kentucky	16	46	142	.324		11. Ole Miss	16	309	19.3	245	15.3	-4.00
12. Mississippi State	16	4-12	796	49.8	12. Alabama	16	83	222	.374		12. LSU	16	311	19.4	237	14.8	-4.63
SCORING DEFENSE					REBOUNDING OFFENSE					ASSIST/TO RATIO							
	G		Pts	Avg/G		G	Rebounds	Avg/G			G	Assist	Avg.	T-Over	Avg.	Ratio	
1. South Carolina	16		866	54.1	1. Tennessee	16	674	42.1			1. Tennessee	16	246	15.4	252	15.8	1.0
2. LSU	16		890	55.6	2. Florida	16	645	40.3			2. Georgia	16	196	12.3	237	14.8	0.8
3. ARKANSAS	16		899	56.2	3. LSU	16	611	38.2			3. ARKANSAS	16	200	12.5	253	15.8	0.8
4. Tennessee	16		928	58.0	4. Kentucky	16	607	37.9			4. Florida	16	221	13.8	281	17.6	0.8
5. Florida	16		938	58.6	Alabama	16	607	37.9			5. Vanderbilt	16	213	13.3	307	19.2	0.7
6. Kentucky	16		939	58.7	Ole Miss	16	607	37.9			6. South Carolina	16	169	10.6	258	16.1	0.7
7. Georgia	16		946	59.1	7. Georgia	16	599	37.4			7. Kentucky	16	173	10.8	265	16.6	0.7
8. Auburn	16		963	60.2	8. South Carolina	16	593	37.1			8. LSU	16	194	12.1	311	19.4	0.6
9. Mississippi State	16		1010	63.1	9. Mississippi State	16	592	37.0			9. Auburn	16	180	11.3	321	20.1	0.6
10. Ole Miss	16		1029	64.3	10. Vanderbilt	16	575	35.9			10. Ole Miss	16	163	10.2	309	19.3	0.5
11. Vanderbilt	16		1053	65.8	11. ARKANSAS	16	572	35.8			11. Miss State	16	143	8.9	291	18.2	0.5
12. Alabama	16		1122	70.1	12. Auburn	16	561	35.1			12. Alabama	16	138	8.6	321	20.1	0.4
SCORING MARGIN					REBOUNDING DEFENSE					OFFENSIVE REBOUNDS							
	G		Offense	Defense	Margin		G	Rebounds	Avg/G			G	No.	Avg/G			
1. Tennessee	16		73.0	58.0	+15.0	1. LSU	16	531	33.2			1. Kentucky	16	281	17.6		
2. Kentucky	16		68.3	58.7	+9.6	2. South Carolina	16	545	34.1			2. Florida	16	250	15.6		
3. Georgia	16		64.6	59.1	+5.5	3. Tennessee	16	547	34.2			3. ARKANSAS	16	249	15.6		
4. LSU	16		60.4	55.6	+4.8	4. Vanderbilt	16	569	35.6			4. Ole Miss	16	247	15.4		
5. Florida	16		63.4	58.6	+4.8	5. ARKANSAS	16	576	36.0			5. Tennessee	16	245	15.3		
6. South Carolina	16		58.5	54.1	+4.4	6. Auburn	16	595	37.2			6. Alabama	16	242	15.1		
7. ARKANSAS	16		60.1	56.2	+3.9	7. Georgia	16	606	37.9			7. South Carolina	16	240	15.0		
8. Vanderbilt	16		66.6	65.8	+0.8	8. Florida	16	610	38.1			8. Georgia	16	228	14.3		
9. Auburn	16		54.9	60.2	-5.3	9. Kentucky	16	612	38.2			9. Auburn	16	221	13.8		
10. Mississippi State	16		49.8	63.1	-13.4	10. Alabama	16	658	41.1			10. Mississippi State	16	216	13.5		
11. Ole Miss	16		50.9	64.3	-13.4	11. Ole Miss	16	684	42.8			11. LSU	16	198	12.4		
12. Alabama	16		53.5	70.1	-16.6	12. Mississippi State	16	710	44.4			12. Vanderbilt	16	187	11.7		
FREE THROW PCT					REB. MARGIN					DEFENSIVE REBOUNDS							
	G		FTM	FTA	Pct		G	Team	Avg.	Opponent	Avg.	Margin		G	No.	Avg/G	
1. Vanderbilt	16		211	286	.738	1. Tennessee	16	674	42.1	547	34.2	+7.9	1. Tennessee	16	429	26.8	
2. LSU	16		237	334	.710	2. LSU	16	611	38.2	531	33.2	+5.0	2. LSU	16	413	25.8	
3. Tennessee	16		244	352	.693	3. South Carolina	16	593	37.1	545	34.1	+3.0	3. Florida	16	395	24.7	
4. Kentucky	16		211	316	.668	4. Florida	16	645	40.3	610	38.1	+2.2	4. Vanderbilt	16	388	24.3	
5. Alabama	16		212	319	.665	5. Vanderbilt	16	575	35.9	569	35.6	+0.4	5. Mississippi State	16	376	23.5	
6. ARKANSAS	16		173	262	.660	6. ARKANSAS	16	572	35.8	576	36.0	-0.2	6. Georgia	16	371	23.2	
7. Georgia	16		161	254	.634	7. Kentucky	16	607	37.9	612	38.2	-0.3	7. Alabama	16	365	22.8	
8. Auburn	16		163	260	.627	8. Georgia	16	599	37.4	606	37.9	-0.4	8. Ole Miss	16	360	22.5	
9. Florida	16		153	253	.605	9. Auburn	16	561	35.1	595	37.2	-2.1	9. South Carolina	16	353	22.1	
10. Ole Miss	16		128	213	.601	10. Alabama	16	607	37.9	658	41.1	-3.2	10. Auburn	16	340	21.3	
11. Mississippi State	16		117	195	.600	11. Ole Miss	16	607	37.9	684	42.8	-4.8	11. Kentucky	16	326	20.4	
12. South Carolina	16		143	255	.561	12. Miss State	16	592	37.0	710	44.4	-7.4	12. ARKANSAS	16	323	20.2	
FIELD GOAL %					BLOCKED SHOTS					DEFENSIVE REB PCT.							
	G		FGM	FGA	Pct		G	No.	Avg/G			G	Team	D-Reb	Opp. D-Reb	D-Reb Pct.	
1. Vanderbilt	16		392	858	.457	1. Auburn	16	95	5.9			1. Tennessee	16	429	211	.670	
2. Tennessee	16		430	962	.447	2. LSU	16	78	4.9			2. South Carolina	16	353	197	.642	
3. LSU	16		339	779	.435	3. Mississippi State	16	73	4.6			3. LSU	16	413	231	.641	
4. Georgia	16		402	966	.416	4. Tennessee	16	71	4.4			4. Florida	16	395	223	.639	
5. Florida	16		385	964	.399	5. ARKANSAS	16	67	4.2			5. Georgia	16	371	228	.619	
6. South Carolina	16		358	899	.398	6. Florida	16	62	3.9			6. Alabama	16	365	227	.617	
7. Kentucky	16		396	1024	.387	7. Kentucky	16	57	3.6			7. ARKANSAS	16	323	211	.605	
8. ARKANSAS	16		357	943	.379	8. South Carolina	16	56	3.5			8. Vanderbilt	16	388	254	.604	
9. Auburn	16		324	859	.377	9. Alabama	16	52	3.3			9. Kentucky	16	326	220	.597	
10. Mississippi State	16		312	918	.340	10. Vanderbilt	16	50	3.1			10. Auburn	16	340	235	.591	
11. Ole Miss	16		313	921	.340	11. Ole Miss	16	47	2.9			11. Mississippi State	16	376	281	.572	
12. Alabama	16		302	927	.326	12. Georgia	16	41	2.6			12. Ole Miss	16	360	286	.557	
FIELD GOAL PCT DEF.					ASSISTS					OFFENSIVE REB PCT.							
	G		FGM	FGA	Pct		G	No.	Avg/G			G	Team	O-Reb	Opp. D-Reb	O-Reb Pct.	
1. LSU	16		321	917	.350	1. Tennessee	16	246	15.4			1. Tennessee	16	245	336	.422	
2. Tennessee	16		348	946	.368	2. Florida	16	221	13.8			2. Kentucky	16	281	392	.418	
3. Mississippi State	16		380	997	.381	3. Vanderbilt	16	213	13.3			3. South Carolina	16	240	348	.408	
4. Florida	16		353	926	.381	4. ARKANSAS	16	200	12.5			4. ARKANSAS	16	249	365	.406	
5. Georgia	16		354	914	.387	5. Georgia	16	196	12.3			5. LSU	16	198	300	.398	
6. South Carolina	16		332	855	.388	6. LSU	16	194	12.1			6. Florida	16	250	387	.392	
7. Auburn	16		343	879	.390	7. Auburn	16	180	11.3			7. Ole Miss	16	247	398	.383	
8. Vanderbilt	16		382	976	.391	8. Kentucky	16	173	10.8			8. Auburn	16	221	360	.380	
9. Ole Miss	16		392	996	.394	9. South Carolina	16	169	10.6			9. Georgia	16	228	378	.376	
10. ARKANSAS	16		323	812	.398	10. Ole Miss	16	163	10.2			10. Vanderbilt	16	187	315	.373	
11. Kentucky	16		349	839	.416	11. Mississippi State	16	143	8.9			11. Alabama	16	242			

2011-12 BOX SCORES

MINNESOTA VS ARKANSAS
11-11-11 2 PM AT DAYTONA BEACH, FL (OCEAN CENTER)

VISITORS: Minnesota 1-0

Table with 20 columns: ##, Player, fg, fga, fg, fga, ft, fta, of, re, de, tot, pf, tp, a, to, blk, s, min. Rows include player stats for Minnesota and totals.

Summary table with 4 columns: Category, 1st Half, 2nd Half, Game. Rows include TOTAL FG%, 3-Pt. FG%, F Throw %, DEADBALL REBOUNDS.

HOME TEAM: Arkansas 0-1

Table with 20 columns: ##, Player, fg, fga, fg, fga, ft, fta, of, re, de, tot, pf, tp, a, to, blk, s, min. Rows include player stats for Arkansas and totals.

Summary table with 4 columns: Category, 1st Half, 2nd Half, Game. Rows include TOTAL FG%, 3-Pt. FG%, F Throw %, DEADBALL REBOUNDS.

Officials: Luis Gonzalez, Dawn Marsh, Mark McClenney; Technical fouls: Minnesota=None. Arkansas=RICK-ETTS, C'eira. Attendance: 145
Score by Periods
Minnesota
Arkansas

ARKANSAS VS USF (2011 WBI TIPOFF CLASSIC)
11-12-11 4:30 PM AT DAYTONA BEACH FL (OCEAN CENTER)

VISITORS: Arkansas 1-1

Table with 20 columns: ##, Player, fg, fga, fg, fga, ft, fta, of, re, de, tot, pf, tp, a, to, blk, s, min. Rows include player stats for Arkansas and totals.

Summary table with 4 columns: Category, 1st Half, 2nd Half, Game. Rows include TOTAL FG%, 3-Pt. FG%, F Throw %, DEADBALL REBOUNDS.

HOME TEAM: USF 0-2

Table with 20 columns: ##, Player, fg, fga, fg, fga, ft, fta, of, re, de, tot, pf, tp, a, to, blk, s, min. Rows include player stats for USF and totals.

Summary table with 4 columns: Category, 1st Half, 2nd Half, Game. Rows include TOTAL FG%, 3-Pt. FG%, F Throw %, DEADBALL REBOUNDS.

Officials: Luis Gonzalez, Dawn Marsh, Kim Thebo. Technical fouls: Arkansas=ROBINSON, Dominique. USF-MCDONALD,AKILA; JOHNSON,TAHIRA. Attendance: 200
Score by Periods
Arkansas
USF

ARKANSAS VS FLORIDA STATE (WBI TIP OFF CLASSIC)
11-13-11 2:00 PM AT DAYTONA BEACH, FL (OCEAN CENTER)

VISITORS: Arkansas 2-1

Table with 20 columns: ##, Player, fg, fga, fg, fga, ft, fta, of, re, de, tot, pf, tp, a, to, blk, s, min. Rows include player stats for Arkansas and totals.

Summary table with 4 columns: Category, 1st Half, 2nd Half, Game. Rows include TOTAL FG%, 3-Pt. FG%, F Throw %, DEADBALL REBOUNDS.

HOME TEAM: Florida State 2-1

Table with 20 columns: ##, Player, fg, fga, fg, fga, ft, fta, of, re, de, tot, pf, tp, a, to, blk, s, min. Rows include player stats for Florida State and totals.

Summary table with 4 columns: Category, 1st Half, 2nd Half, Game. Rows include TOTAL FG%, 3-Pt. FG%, F Throw %, DEADBALL REBOUNDS.

Officials: Luis Gonzalez, Dawn Marsh, Kim Thebo. Tech. fouls: Arkansas=None. FSU=None. Attend.: 225
Score by Periods
Arkansas
Florida State

TEXAS-ARLINGTON VS ARKANSAS (2011 WBI TIFF OFF CLASSIC)
11-16-11 11 a.m. at Fayetteville, Ark. (Bud Walton Arena)

VISITORS: TEXAS-ARLINGTON 0-3

Table with 20 columns: ##, Player, fg, fga, fg, fga, ft, fta, of, re, de, tot, pf, tp, a, to, blk, s, min. Rows include player stats for Texas-Arlington and totals.

Summary table with 4 columns: Category, 1st Half, 2nd Half, Game. Rows include TOTAL FG%, 3-Pt. FG%, F Throw %, DEADBALL REBOUNDS.

HOME TEAM: Arkansas 3-1

Table with 20 columns: ##, Player, fg, fga, fg, fga, ft, fta, of, re, de, tot, pf, tp, a, to, blk, s, min. Rows include player stats for Arkansas and totals.

Summary table with 4 columns: Category, 1st Half, 2nd Half, Game. Rows include TOTAL FG%, 3-Pt. FG%, F Throw %, DEADBALL REBOUNDS.

Officials: Lawson Newton, Roy Gulbeyan, Brian Hall. Technical fouls: UTA=None. Ark.=None. Attendance: 3886
Score by Periods
TEXAS-ARLINGTON
Arkansas

2011-12 BOX SCORES

UTAH VS ARKANSAS 11-20-11 1 P.M. AT FAYETTEVILLE, ARK. (BUD WALTON ARENA)

VISITORS: UTAH 1-2

##	Player	tot-fg		3-pt		rebounds				pf	tp	a	to	blk	s	min
		fg	fga	fg	fga	ft	fta	of	de							
11	Wicijowski, Taryn	f	6	12	0	0	3	6	2	3	5	2	15	3	1	33
15	Plouffe, Michelle	f	8	17	1	2	0	2	3	11	14	2	17	1	2	37
01	Badon, Janita	g	1	7	0	1	1	2	1	3	4	2	3	5	3	0
03	Rodrigues, Iwalani	g	3	8	2	4	0	1	3	4	2	8	0	1	1	40
13	Messer, Rachel	g	2	5	2	5	1	0	1	0	2	7	0	1	0	34
21	Bridgewater, Chelsea		0	0	0	0	0	0	1	0	1	0	0	0	0	4
32	Rolniak, Diana		3	3	0	0	0	0	1	0	1	4	6	0	1	14
TEAM								2	4	6						
Totals			23	52	5	12	5	11	11	26	37	14	56	9	9	200
TOTAL FG%		1st Half: 15-28 53.6%				2nd Half: 8-24 33.3%				Game: 44.2%				DEADBALL		
3-Pt. FG%		1st Half: 2-5 40.0%				2nd Half: 3-7 42.9%				Game: 41.7%				REBOUNDS		
F Throw %		1st Half: 3-6 50.0%				2nd Half: 2-5 40.0%				Game: 45.5%				2,1		

HOME TEAM: Arkansas 4-1

##	Player	tot-fg		3-pt		rebounds				pf	tp	a	to	blk	s	min
		fg	fga	fg	fga	ft	fta	of	de							
04	WATKINS, Sarah	f	3	10	1	1	0	0	1	4	5	3	7	0	0	19
12	DANIELS, Ashley	f	2	6	0	0	1	2	4	1	5	0	5	0	1	20
21	ROBINSON, Dominique	f	6	14	1	5	2	5	3	5	8	2	15	0	0	26
11	BERNA, Calli	g	1	5	1	3	0	2	2	0	3	4	0	1	1	32
22	RICKETTS, C'eira	g	4	12	0	2	1	2	3	4	7	3	9	2	0	32
01	PEAK, Keira		0	0	0	0	0	0	0	0	0	0	0	1	0	7
03	TOWNSEND, Jamesha		0	2	0	0	0	0	0	0	2	0	1	2	0	9
24	WILLIAMS, Quistelle		3	7	0	1	0	0	2	4	6	1	6	1	0	28
33	HARRIS, Lyndsay		3	4	2	3	4	5	0	2	2	1	12	2	0	24
42	BOWEN, Jhasmin		0	0	0	0	0	0	0	0	0	0	0	0	0	3
TEAM								1	1							
Totals			22	60	5	15	8	16	14	22	36	12	57	10	4	200
TOTAL FG%		1st Half: 11-27 40.7%				2nd Half: 11-33 33.3%				Game: 36.7%				DEADBALL		
3-Pt. FG%		1st Half: 3-9 33.3%				2nd Half: 2-6 33.3%				Game: 33.3%				REBOUNDS		
F Throw %		1st Half: 5-7 71.4%				2nd Half: 3-9 33.3%				Game: 50.0%				5		

Officials: Carla Fountain, Ed Sidlasky, Troy Winders. Tech fouls: UTAH-None. Arkansas-None. Attend: 1301.
Estimated Actual Attendance: 700
Score by Periods
UTAH
Arkansas

GRAMBLING STATE VS ARKANSAS 11-25-11 7 P.M. AT FAYETTEVILLE, ARK. (BUD WALTON ARENA)

VISITORS: Grambling State 2-2

##	Player	tot-fg		3-pt		rebounds				pf	tp	a	to	blk	s	min
		fg	fga	fg	fga	ft	fta	of	de							
02	PATTERSON, Markishaf	f	4	11	2	3	2	2	0	1	1	2	12	2	4	29
32	VENSON, Bria	c	5	6	0	0	0	4	1	2	3	10	0	1	0	19
01	CARTER, Savannah	g	2	6	0	0	0	0	1	2	3	4	3	8	0	29
04	CEAZER, Cierra	g	1	3	0	0	1	2	0	6	6	3	3	1	0	20
24	MACK, Tonisha	g	4	7	0	1	0	0	1	2	3	1	8	1	1	24
03	JOHNSON, Bre'Anna		1	5	0	3	0	0	0	1	1	0	2	0	1	11
12	WATSON, Alexis		0	3	0	3	0	0	0	1	1	2	0	1	1	10
13	BLOCKER, Jasher		1	3	0	0	1	2	2	0	2	3	1	2	0	14
20	THREATT, Dayla		1	4	1	3	2	2	1	0	1	2	5	1	4	23
50	MCCOWAN, Bianca		1	3	0	0	0	0	0	3	3	2	2	0	0	21
TEAM								1	6	7				1		
Totals			20	51	3	13	6	12	7	23	30	18	49	10	24	200
TOTAL FG%		1st Half: 11-24 45.8%				2nd Half: 9-27 33.3%				Game: 39.2%				DEADBALL		
3-Pt. FG%		1st Half: 1-3 33.3%				2nd Half: 2-10 20.0%				Game: 23.1%				REBOUNDS		
F Throw %		1st Half: 3-5 60.0%				2nd Half: 3-7 42.9%				Game: 50.0%				1		

HOME TEAM: Arkansas 5-1

##	Player	tot-fg		3-pt		rebounds				pf	tp	a	to	blk	s	min
		fg	fga	fg	fga	ft	fta	of	de							
04	WATKINS, Sarah	f	1	5	1	2	0	0	0	3	3	2	3	0	0	15
12	DANIELS, Ashley	f	2	4	0	0	1	2	5	7	1	5	2	1	1	25
21	ROBINSON, Dominique	f	3	8	0	3	0	1	5	0	5	2	6	0	0	22
11	BERNA, Calli	g	1	2	1	2	0	0	0	1	1	2	3	1	6	15
22	RICKETTS, C'eira	g	6	11	0	1	1	1	0	4	4	2	13	8	4	33
01	PEAK, Keira		1	3	0	0	4	8	3	4	7	2	6	1	1	17
02	HATCHER, Kelsey		0	0	0	0	0	1	0	0	0	1	0	1	2	13
03	TOWNSEND, Jamesha		0	0	0	0	0	0	0	0	0	0	0	2	0	2
24	WILLIAMS, Quistelle		6	10	1	2	0	0	2	4	1	13	0	1	2	18
25	BAILEY, Joey		0	1	0	0	0	0	3	1	4	2	0	0	0	10
33	HARRIS, Lyndsay		4	11	3	7	3	6	0	3	3	1	14	2	1	20
42	BOWEN, Jhasmin		2	5	0	1	2	2	1	1	2	1	6	0	1	10
TEAM								2	4	6						
Totals			26	60	6	18	11	21	18	28	46	17	69	15	24	200
TOTAL FG%		1st Half: 16-30 53.3%				2nd Half: 10-30 33.3%				Game: 43.3%				DEADBALL		
3-Pt. FG%		1st Half: 5-10 50.0%				2nd Half: 1-8 12.5%				Game: 33.3%				REBOUNDS		
F Throw %		1st Half: 5-11 45.5%				2nd Half: 6-10 60.0%				Game: 52.4%				3,1		

Officials: Amy Bonner, Charlie Hust, Melanie Davis. Technical fouls: Grambling State-None. Arkansas-None.
Attendance: 1121. Estimated Actual Attendance: 763
Score by Periods
Grambling State
Arkansas

ARKANSAS VS MIDDLE TENNESSEE 12-3-11 7 P.M. AT MURFREESBORO, TENN. (MURPHY CENTER)

VISITORS: Arkansas 6-1

##	Player	tot-fg		3-pt		rebounds				pf	tp	a	to	blk	s	min
		fg	fga	fg	fga	ft	fta	of	de							
04	WATKINS, Sarah	**	4	9	1	4	6	7	1	2	3	4	15	1	3	21
11	BERNA, Calli	**	0	1	0	1	1	2	0	2	2	0	1	1	0	18
12	DANIELS, Ashley	**	2	7	0	0	1	2	1	4	5	3	5	1	2	0
21	ROBINSON, Dominique	*	5	6	1	1	2	3	2	4	6	0	13	0	1	31
22	RICKETTS, C'eira	*	5	8	2	2	0	0	0	4	4	2	12	5	3	0
01	PEAK, Keira		1	5	0	2	0	0	1	1	2	2	2	0	1	9
03	TOWNSEND, Jamesha		0	1	0	0	0	0	0	1	1	0	0	0	1	4
24	WILLIAMS, Quistelle		3	7	1	3	1	2	2	2	4	5	8	0	1	26
33	HARRIS, Lyndsay		1	6	1	6	0	0	0	0	3	3	1	2	0	25
TEAM								1	3	4						
Totals			21	50	6	19	11	16	8	23	31	19	59	9	14	200
TOTAL FG%		1st Half: 10-24 41.7%				2nd Half: 11-26 42.3%				Game: 42.0%				DEADBALL		
3-Pt. FG%		1st Half: 4-8 50.0%				2nd Half: 2-11 18.2%				Game: 31.6%				REBOUNDS		
F Throw %		1st Half: 5-8 62.5%				2nd Half: 6-8 75.0%				Game: 68.8%				3		

HOME TEAM

2011-12 BOX SCORES

ORU VS ARKANSAS

12-10-11 7 P.M. AT FAYETTEVILLE, ARK. (BUD WALTON ARENA)

VISITORS: ORU 6-3

##	Player	fg	fga	fg	fga	ft	fta	rebounds		pf	tp	a	to	blk	s	min
								of	de							
11	BALLA, Bernadett	f	1	5	0	0	1	2	3	4	3	3	0	0	0	15
20	PYLE, Jordan	f	1	6	0	0	2	2	3	1	4	1	3	0	2	19
04	JONES, Georgia	g	1	8	1	3	0	0	2	2	1	3	1	0	1	23
15	LUPER, Kevi	g	3	12	0	3	5	6	1	5	6	1	11	0	4	35
22	BIGHAM, Jaci	g	1	3	1	2	0	0	2	2	2	3	1	4	0	21
01	GADE, Emma	g	1	2	0	1	0	0	0	0	0	2	0	1	1	10
02	MILES, Mariah	g	0	0	0	0	0	0	1	1	1	0	1	1	0	3
12	KEY, Christian	g	1	2	0	1	2	2	2	1	4	0	1	0	0	7
13	BUCK, Savanna	g	1	1	0	0	2	2	0	5	2	4	1	1	0	21
21	DANIELS, Elisabeth	g	0	0	0	0	0	0	0	0	0	0	0	1	0	2
30	SCRIVNER, Delaney	g	0	0	0	0	0	0	0	0	1	0	0	0	0	3
32	ALLEN, Dominique	g	1	2	0	0	1	2	1	2	2	3	1	0	1	22
33	EIDA, Ieva	g	0	0	0	0	0	0	0	0	0	0	0	0	0	3
43	CARVER, Amber	g	0	5	0	0	0	1	4	5	1	0	1	3	0	16
TEAM Totals			11	46	2	10	13	16	8	30	38	16	37	7	24	200

TOTAL FG% 1st Half: 5-22 22.7% 2nd Half: 6-24 25.0% Game: 23.9% DEADBALL
3-Pt. FG% 1st Half: 2-4 50.0% 2nd Half: 0-6 0.0% Game: 20.0% REBOUNDS
F Throw % 1st Half: 4-4 100% 2nd Half: 9-12 75.0% Game: 81.3% 1

HOME TEAM: Arkansas 8-1

##	Player	fg	fga	fg	fga	ft	fta	rebounds		pf	tp	a	to	blk	s	min
								of	de							
04	WATKINS, Sarah	f	7	15	1	1	0	0	1	5	6	0	15	1	0	28
12	DANIELS, Ashley	f	0	2	0	0	0	0	2	2	4	3	0	3	2	17
21	ROBINSON, Dominique	f	0	9	1	6	3	4	1	2	3	0	8	1	0	30
11	BERNA, Calli	g	2	4	0	4	0	0	1	1	2	0	0	1	0	25
22	RICKETTS, C'eira	g	6	10	0	3	0	0	1	3	4	1	12	6	1	37
01	PEAK, Keira	g	2	5	0	0	4	4	0	1	1	0	8	0	1	14
02	HATCHER, Kelsey	g	0	2	0	2	0	0	0	0	2	0	0	0	0	6
03	TOWNSEND, Jamesha	g	1	1	0	0	1	2	0	0	0	3	0	0	0	4
13	INMAN, Julie	g	1	1	0	0	0	0	1	1	0	2	0	0	0	3
14	GATLING, Erin	g	1	3	0	1	2	3	4	1	5	1	4	0	0	18
24	WILLIAMS, Quistelle	g	1	6	0	1	0	0	7	7	2	2	1	0	0	20
25	BAILEY, Joey	g	0	0	0	0	1	0	1	1	1	0	1	0	0	4
33	HARRIS, Lyndsay	g	3	9	3	8	0	0	3	0	3	0	9	1	1	16
42	BOWEN, Jhasmin	g	1	1	0	0	0	3	1	0	1	2	0	1	0	8
TEAM Totals			25	68	5	26	10	17	16	27	43	11	65	15	8	200

TOTAL FG% 1st Half: 13-34 38.2% 2nd Half: 12-34 35.3% Game: 36.8% DEADBALL
3-Pt. FG% 1st Half: 3-12 25.0% 2nd Half: 2-14 14.3% Game: 19.2% REBOUNDS
F Throw % 1st Half: 2-2 100% 2nd Half: 8-15 53.3% Game: 58.8% 4.2

Officials: Beverly Roberts, Carla Fountain, Troy Winders. Technical fouls: ORU-None. Arkansas-None. Attendance: 1573. Estimated Actual Attendance: 894

Score by Periods		1st	2nd	Total
ORU		16	21	37
Arkansas		31	34	65

MORGAN STATE VS ARKANSAS

12-19-11 7 P.M. AT FAYETTEVILLE, ARK. (BUD WALTON ARENA)

VISITORS: MORGAN STATE 2-6

##	Player	fg	fga	fg	fga	ft	fta	rebounds		pf	tp	a	to	blk	s	min
								of	de							
52	GODDMAN, Moriah	f	0	0	0	0	0	0	0	5	1	0	0	1	0	6
11	JONES, Kelsey	g	3	5	0	0	0	0	2	3	1	1	8	0	0	22
13	SOUTHERLAND, Whit	g	3	10	2	6	0	0	0	1	1	8	0	0	0	19
20	KLINE, Taylor	g	0	0	0	0	0	0	0	0	0	0	0	0	0	3
22	PARKER, Omara	g	3	12	2	4	0	0	1	4	5	5	8	2	1	22
05	SMITH, Jamshia	g	0	5	0	4	0	0	1	1	1	1	0	1	2	0
10	CARRINGTON, Tracey	g	4	14	0	3	2	2	3	5	8	0	10	1	2	0
12	JONES, Zamera	g	0	2	0	0	0	0	1	0	1	1	0	0	0	3
15	COARDS, Briana	g	0	4	0	3	0	0	0	1	1	0	0	0	0	10
21	LOCKHART, Chyress	g	1	8	0	1	4	8	0	2	2	6	3	2	0	35
24	HICKS, Kierah	g	1	6	1	4	0	0	0	3	3	2	1	0	1	16
30	DAVIS, Moneshia	g	1	5	1	2	1	1	1	2	1	4	0	1	0	15
45	WILLIAMS, Amarah	g	2	6	0	0	1	2	2	4	6	3	5	0	0	17
TEAM Totals			18	77	6	26	8	14	12	27	39	15	50	10	11	200

TOTAL FG% 1st Half: 8-39 20.5% 2nd Half: 10-38 26.3% Game: 23.4% DEADBALL
3-Pt. FG% 1st Half: 2-11 18.2% 2nd Half: 4-15 26.7% Game: 23.1% REBOUNDS
F Throw % 1st Half: 1-4 25.0% 2nd Half: 7-10 70.0% Game: 57.1% 2

HOME TEAM: Arkansas 9-1

##	Player	fg	fga	fg	fga	ft	fta	rebounds		pf	tp	a	to	blk	s	min
								of	de							
04	WATKINS, Sarah	f	1	7	0	0	2	12	3	4	7	3	11	1	1	18
12	DANIELS, Ashley	f	5	10	0	0	2	4	3	3	8	0	12	4	1	22
21	ROBINSON, Dominique	f	3	4	1	1	0	0	3	3	8	0	7	0	1	22
11	BERNA, Calli	g	3	4	1	4	0	0	0	4	4	2	3	5	0	22
22	RICKETTS, C'eira	g	2	4	1	0	0	0	0	4	4	2	3	3	2	0
01	PEAK, Keira	g	1	1	0	0	0	0	2	2	2	2	0	1	0	7
02	HATCHER, Kelsey	g	2	4	2	3	0	0	1	0	1	0	6	0	0	10
03	TOWNSEND, Jamesha	g	0	0	0	0	0	0	0	0	0	0	0	0	0	2
13	INMAN, Julie	g	0	0	0	0	0	0	1	1	0	0	0	0	0	4
14	GATLING, Erin	g	3	5	1	1	4	5	0	2	2	0	11	6	2	1
24	WILLIAMS, Quistelle	g	1	7	0	2	1	2	1	11	12	0	3	0	0	16
25	BAILEY, Joey	g	0	2	0	1	0	0	5	5	3	0	0	2	0	5
33	HARRIS, Lyndsay	g	5	12	4	11	0	0	1	5	6	2	1	8	0	21
42	BOWEN, Jhasmin	g	4	5	0	0	0	0	2	4	6	2	1	8	0	11
TEAM Totals			28	65	9	24	16	23	13	51	64	14	81	21	20	200

TOTAL FG% 1st Half: 9-27 33.3% 2nd Half: 19-38 50.0% Game: 43.1% DEADBALL
3-Pt. FG% 1st Half: 4-13 30.8% 2nd Half: 9-11 45.5% Game: 37.5% REBOUNDS
F Throw % 1st Half: 8-12 66.7% 2nd Half: 8-11 72.7% Game: 69.6% 4

Officials: Amy Bonner, Kevin Pethel, Michael McConnell. Technical fouls: MORGAN STATE-None. Arkansas-None. Attendance: 1255. Estimated Actual Attendance: 667. Fouled Out: Morgan State #22 Omara Parker at 9:03 in 2nd Half

Score by Periods		1st	2nd	Total
MORGAN STATE		19	31	50
Arkansas		30	51	81

TEXAS SOUTHERN VS ARKANSAS

12-21-11 7 P.M. AT FAYETTEVILLE, ARK. (BUD WALTON ARENA)

VISITORS: TEXAS SOUTHERN 1-8

##	Player	fg	fga	fg	fga	ft	fta	rebounds		pf	tp	a	to	blk	s	min
								of	de							
03	FLEMING, Gianne	f	2	5	1	4	0	0	1	1	2	1	5	1	0	22
25	HALL, Azalea	f	2	4	1	3	0	0	2	2	4	1	5	0	0	24
23	LAWLER, Ginnesica	c	1	4	0	0	0	0	1	1	2	3	2	0	0	16
01	TAYLOR, Kiara	g	1	2	1	2	0	0	1	1	2	0	3	1	2	0
13	MULLER, Frantz	g	3	8	0	2	0	0	0	3	3	2	6	0	3	0
10	VOORHIES, Freddy	g	0	0	0	0	0	0	0	0	0	0	0	0	0	4
12	SIMMONS, Morgan	g	2	10	0	0	0	0	2	1	3	4	4	0	1	23
14	McQUEEN, Janelle	g	1	5	0	1	0	0	2	2	4	1	2	0	1	20
32	WEST, Kayla	g	2	7	0	4	2	2	0	2	5	6	2	6	0	23
34	RICHARDSON, Chasity	g	2	5	0	3	6	1	1	2	1	7	1	0	0	17
44	LAWSON, Tineka	g	0	1	0	0	1	2	1	2	3	1	1	0	1	13
TEAM Totals			16	51	3	19	6	10	14	19	33	19	41	5	20	200

TOTAL FG% 1st Half: 8-23 34.8% 2nd Half: 8-28 28.6% Game: 31.4% DEADBALL
3-Pt. FG% 1st Half: 2-9 22.2% 2nd Half: 1-10 10.0% Game: 15.8% REBOUNDS
F Throw % 1st Half: 2-4 50.0% 2nd Half: 4-6 66.7% Game: 60.0% 2

HOME TEAM: Arkansas 10-1

##	Player	fg	fga	fg	fga	ft
----	--------	----	-----	----	-----	----

2011-12 BOX SCORES

MISSISSIPPI VALLEY S VS ARKANSAS 12-28-11 4 P.M. AT FAYETTEVILLE, ARK. (BUD WALTON ARENA)

VISITORS: MISSISSIPPI VALLEY S 2-7

##	Player	tot-fg		3-pt		rebounds		pf	tp	a	to	blk	s	min
		fg	fga	fg	fga	ft	fta							
14	CLEMMONS,Khristina	f	0	2	0	0	2	2	0	2	2	1	1	15
31	LAKE,Brittney	f	1	4	0	2	1	2	3	3	3	0	1	2
03	SMITH,Ka'Neshia	f	4	13	0	1	0	0	2	4	6	3	8	2
11	FONDON,De'Kisha	g	1	3	0	1	0	0	1	4	5	1	2	2
20	STALLINGS,Lenise	g	3	9	2	6	0	0	0	2	2	0	8	0
12	KENNEDY,Olivia	g	0	3	0	3	0	0	1	1	1	0	0	3
15	JEFFERSON,Davina	g	1	6	1	2	2	2	1	2	3	2	5	1
21	WEATHERS,A'Shanti	g	1	2	1	1	0	0	1	0	1	3	0	0
22	FRANK,Alia	g	1	9	0	1	3	3	4	1	5	2	5	0
23	CLEMMONS,Aspen	g	0	0	0	0	0	0	5	5	2	0	0	0
25	KORMPOU,Maria	g	0	0	0	0	0	0	0	0	1	0	0	1
50	YOUNG,Arivia	g	2	7	0	0	0	0	1	3	4	2	4	0
TEAM	Totals		14	58	4	17	8	9	13	28	41	19	40	6

TOTAL FG%	1st Half: 5-25 20.0%	2nd Half: 9-33 27.3%	Game: 24.1%	DEADBALL
3-Pt. FG%	1st Half: 1-5 20.0%	2nd Half: 3-12 25.0%	Game: 23.5%	REBOUNDS
F Throw %	1st Half: 4-4 100%	2nd Half: 4-5 80.0%	Game: 88.9%	2,1

HOME TEAM: Arkansas 11-1

##	Player	tot-fg		3-pt		rebounds		pf	tp	a	to	blk	s	min
		fg	fga	fg	fga	ft	fta							
04	WATKINS, Sarah	f	5	12	1	1	4	6	3	2	5	1	15	1
12	DANIELS, Ashley	f	2	4	0	0	0	0	3	3	2	4	1	0
21	ROBINSON, Dominique	f	4	10	1	5	0	0	2	2	4	0	9	0
11	BERNA, Calli	g	1	1	0	0	2	4	0	4	4	0	8	3
22	RICKETTS, C'eira	g	3	9	0	0	2	2	3	5	1	8	3	1
01	PEAK, Keira	g	1	3	0	0	2	2	2	1	4	1	3	2
02	HATCHER, Kelsey	g	0	2	0	1	0	0	0	0	0	0	0	4
03	TOWNSEND, Jamesha	g	0	2	0	0	0	0	2	1	3	0	0	0
13	INMAN, Julie	g	0	0	0	0	0	0	0	0	0	0	0	3
14	GATLING, Erin	g	0	2	0	0	4	4	0	0	1	4	1	2
24	WILLIAMS, Quistelle	g	2	3	0	0	2	0	5	2	6	2	0	3
33	HARRIS, Lyndsay	g	1	7	1	4	0	0	3	3	1	3	0	2
42	BOWEN, Jhasmin	g	0	3	0	0	2	3	3	6	2	2	0	1
TEAM	Totals		19	58	3	11	18	22	12	29	41	11	59	12

TOTAL FG%	1st Half: 9-27 33.3%	2nd Half: 10-31 32.3%	Game: 32.8%	DEADBALL
3-Pt. FG%	1st Half: 2-7 28.6%	2nd Half: 1-4 25.0%	Game: 27.3%	REBOUNDS
F Throw %	1st Half: 9-10 90.0%	2nd Half: 9-12 75.0%	Game: 81.8%	2,1

Officials: Tina Napier, Dave Pitock, Kylie Galloway. Technical fouls: MISSISSIPPI VALLEY S-None. Arkansas-None. Attendance: 1938. Estimated Actual Attendance: 1,200

Score by Periods	1st	2nd	Total
MISSISSIPPI VALLEY S	15	25	40
Arkansas	29	30	59



ARKANSAS VS GEORGIA 01-01-12 2:00 PM ET AT STEGEMAN COLISEUM -- ATHENS, GA.

VISITORS: Arkansas 11-2 (0-1)

##	Player	tot-fg		3-pt		rebounds		pf	tp	a	to	blk	s	min
		fg	fga	fg	fga	ft	fta							
04	WATKINS, Sarah	**	5	16	0	2	5	5	5	4	9	4	15	0
11	BERNA, Calli	**	2	5	2	5	0	1	4	5	2	6	3	1
12	DANIELS, Ashley	**	3	6	0	0	0	0	4	2	6	1	6	0
21	ROBINSON, Dominique	*	2	6	1	4	0	0	1	1	2	0	5	0
22	RICKETTS, C'eira	*	6	15	1	3	1	2	0	0	1	14	4	1
01	PEAK, Keira	*	1	3	0	1	0	0	1	1	2	1	2	0
02	HATCHER, Kelsey	*	0	0	0	0	0	0	0	0	0	0	0	0
03	TOWNSEND, Jamesha	*	0	0	0	0	0	0	0	0	1	0	0	1
14	GATLING, Erin	*	2	3	0	1	0	0	0	0	0	4	0	0
24	WILLIAMS, Quistelle	*	0	3	0	0	0	0	0	1	1	1	0	0
33	HARRIS, Lyndsay	*	1	8	0	6	1	2	0	2	0	3	0	1
42	BOWEN, Jhasmin	*	1	2	0	0	0	0	1	0	1	2	2	0
TEAM	Totals		23	67	4	22	7	9	18	21	39	13	57	7

TOTAL FG%	1st Half: 12-34 35.3%	2nd Half: 11-33 33.3%	Game: 34.3%	DEADBALL
3-Pt. FG%	1st Half: 3-14 21.4%	2nd Half: 1-8 12.5%	Game: 18.2%	REBOUNDS
F Throw %	1st Half: 1-2 50.0%	2nd Half: 6-7 85.7%	Game: 77.8%	1

HOME TEAM: Georgia 12-2 (1-0)

##	Player	tot-fg		3-pt		rebounds		pf	tp	a	to	blk	s	min
		fg	fga	fg	fga	ft	fta							
01	Miller,Khaalidah	*	4	15	4	12	0	1	4	5	1	12	1	0
03	Armstrong,Anne Marie	*	5	9	2	2	3	3	3	4	7	0	15	5
10	James,Jasmine	*	0	4	0	0	1	2	0	3	3	1	1	3
11	Mitchell,Meredith	*	4	8	3	3	1	2	5	7	2	12	1	0
12	Hassell,Jasmine	*	9	11	0	0	1	3	3	4	7	2	19	0
15	Donald,Krista	*	0	3	0	0	0	0	0	0	1	0	1	0
23	Willis,Tamika	*	1	2	0	0	1	2	1	4	5	2	3	0
31	Ford,Erika	*	2	2	1	1	0	0	0	2	2	1	5	0
TEAM	Totals		25	54	10	18	7	12	10	27	37	10	67	11

TOTAL FG%	1st Half: 15-31 48.4%	2nd Half: 10-23 43.5%	Game: 46.3%	DEADBALL
3-Pt. FG%	1st Half: 5-8 62.5%	2nd Half: 5-10 50.0%	Game: 55.6%	REBOUNDS
F Throw %	1st Half: 3-5 60.0%	2nd Half: 4-7 57.1%	Game: 58.3%	3

Officials: Cameron Inouye, Laura C. Morris, Kevin Pethel. Technical fouls: Arkansas-None. Georgia-None.

Attendance: 2736

Score by Periods	1st	2nd	Total
Arkansas	28	29	57
Georgia	38	29	67

ARKANSAS VS KENTUCKY 01-05-12 6:08 PM AT MEMORIAL COLISEUM, LEXINGTON, KY

VISITORS: Arkansas 11-3, 0-2

##	Player	tot-fg		3-pt		rebounds		pf	tp	a	to	blk	s	min
		fg	fga	fg	fga	ft	fta							
12	DANIELS, Ashley	f	8	14	0	0	6	6	5	3	8	2	22	1
21	ROBINSON, Dominique	f	4	10	1	2	7	14	3	6	1	16	0	0
04	WATKINS, Sarah	g	0	13	0	1	1	2	5	1	6	2	1	1
11	BERNA, Calli	g	0	1	0	1	3	4	1	4	5	2	3	4
22	RICKETTS, C'eira	g	7	13	2	2	5	8	0	1	1	2	21	2
14	GATLING, Erin	g	2	3	1	1	0	0	0	3	3	5	0	4
24	WILLIAMS, Quistelle	g	1	3	0	0	0	0	2	0	1	2	0	1
33	HARRIS, Lyndsay	g	1	2	0	1	0	0	0	1	1	2	2	0
TEAM	Totals		23	59	4	8	22	34	16	20	36	15	72	7

TOTAL FG%	1st Half: 14-35 40.0%	2nd Half: 9-24 37.5%	Game: 39.0%	DEADBALL
3-Pt. FG%	1st Half: 3-4 75.0%	2nd Half: 1-4 25.0%	Game: 50.0%	REBOUNDS
F Throw %	1st Half: 5-9 55.6%	2nd Half: 17-25 68.0%	Game: 64.7%	8,1

HOME TEAM: KENTUCKY 13-2, 2-0

##	Player	tot-fg		3-pt		rebounds		pf	tp	a	to	blk	s	min
		fg	fga	fg	fga	ft	fta							
23	Walker, Samarie	f	1	4	0	0	0	0	0	0	0	2	0	0
32	Evans, Kastine	f	0	3	0	1	8	0	4	0	0	8	2	2
01	MATHIES, A'dia	g	8	18	5	9	0	2	2	1	3	2	21	6
13	Goss, Bria	g	4	4	3	3	0	0	1	4	5	3	11	2
24	Smith, Amber	g	1	4	0	2	2	2	2	4	3	4	2	1
03	RILEY, Crystal	g	0	0	0	0	0	0	0	0	0	2	0	0
04	SNOWDEN, Keyla	g	2	5	0	3	5	6	0	0	0	4	9	3
10	Pinkett, Bernisha	g	3	7	2	4	0	0	4	3	7	1	8	0
20	Conwright, Maegan	g	2	5	0	0	0	0	1	2	3	3	4	2
31	Drake, Samantha	g	0	1	0	0	0	0	0	0	0	0	0	1
40	Henderson, Brittany	g	2	2	0	0	2	2	0	3	3	2	6	1
50	Bishop, Azia	g	5	10	1	1	0	1	5	3	8	5	11	0
TEAM	Totals		28	63	11	23	17	21	17	22	39	25	84	18

TOTAL FG%	1st Half: 13-29 44.8%	2nd Half: 15-34 44.1%	Game: 44.4%	DEADBALL
3-Pt. FG%	1st Half: 7-11 63.6%	2nd Half: 4-12 33.3%	Game: 47.8%	REBOUNDS
F Throw %	1st Half: 7-10 70.0%	2nd Half: 10-11 90.9%	Game: 81.0%	1,2

Officials: Billy Smith, Kelly Johnson. Technical fouls: Arkansas-ROBINSON, Dominique.

KENTUCKY-None. Attendance: 5002

Score by Periods	1st	2nd	Total
Arkansas	36	36	72
KENTUCKY	40	44	84

2011-12 BOX SCORES

TENNESSEE VS ARKANSAS
01-08-12 2:30 P.M. AT FAYETTEVILLE, ARK. (BUD WALTON ARENA)

Table with 18 columns: ##, Player, fg, fga, fg, fga, ft, fta, of, de, tot, pf, tp, a, to, blk, s, min. Rows include player stats for MANNING, JOHNSON, MASSENGALE, etc., and a Totals row.

Table with 5 columns: Stat, 1st Half, 2nd Half, Game, DEADBALL. Rows include TOTAL FG%, 3-Pt. FG%, and F Throw %.

Table with 18 columns: ##, Player, fg, fga, fg, fga, ft, fta, of, de, tot, pf, tp, a, to, blk, s, min. Rows include player stats for WATKINS, DANIELS, ROBINSON, etc., and a Totals row.

Table with 5 columns: Stat, 1st Half, 2nd Half, Game, DEADBALL. Rows include TOTAL FG%, 3-Pt. FG%, and F Throw %.

Officials: Bryan Enterline, Roy Gulbeyan, Ed Sidlasky. Technical fouls: TENNESSEE-None. Arkansas-None. Attendance: 5258. Estimated Actual Attendance: 5,258

ARKANSAS VS OLE MISS
1-12-12 7 P.M. AT OXFORD, MISS. (TAD SMITH COLISEUM)

Table with 18 columns: ##, Player, fg, fga, fg, fga, ft, fta, of, de, tot, pf, tp, a, to, blk, s, min. Rows include player stats for DANIELS, ROBINSON, WATKINS, etc., and a Totals row.

Table with 5 columns: Stat, 1st Half, 2nd Half, Game, DEADBALL. Rows include TOTAL FG%, 3-Pt. FG%, and F Throw %.

Table with 18 columns: ##, Player, fg, fga, fg, fga, ft, fta, of, de, tot, pf, tp, a, to, blk, s, min. Rows include player stats for Byrd, Marbra, Courtney, etc., and a Totals row.

Table with 5 columns: Stat, 1st Half, 2nd Half, Game, DEADBALL. Rows include TOTAL FG%, 3-Pt. FG%, and F Throw %.

Officials: Lawson Newton, Angelica Suffern, Rob Flessler. Technical fouls: Arkansas-None. Ole Miss-None. Attendance: 390.

AUBURN VS ARKANSAS
01-15-12 1:30 P.M. AT FAYETTEVILLE, ARK. (BUD WALTON ARENA)

Table with 18 columns: ##, Player, fg, fga, fg, fga, ft, fta, of, de, tot, pf, tp, a, to, blk, s, min. Rows include player stats for Alverson, Hilliard, Chantel, etc., and a Totals row.

Table with 5 columns: Stat, 1st Half, 2nd Half, Game, DEADBALL. Rows include TOTAL FG%, 3-Pt. FG%, and F Throw %.

Table with 18 columns: ##, Player, fg, fga, fg, fga, ft, fta, of, de, tot, pf, tp, a, to, blk, s, min. Rows include player stats for WATKINS, DANIELS, ROBINSON, etc., and a Totals row.

Table with 5 columns: Stat, 1st Half, 2nd Half, Game, DEADBALL. Rows include TOTAL FG%, 3-Pt. FG%, and F Throw %.

Officials: Scott Yarbrough, Mark Zentz, Frank Steratore. Technical fouls: AUBURN-Davis, Peyton. Arkansas-BOWEN, Jhasmin. Attendance: 3172. Estimated Actual Attendance: 1,043

VANDERBILT VS ARKANSAS
1-19-12 7 P.M. AT FAYETTEVILLE, ARK. (BUD WALTON ARENA)

Table with 18 columns: ##, Player, fg, fga, fg, fga, ft, fta, of, de, tot, pf, tp, a, to, blk, s, min. Rows include player stats for CLARKE, SCHRANN, Kady, etc., and a Totals row.

Table with 5 columns: Stat, 1st Half, 2nd Half, Game, DEADBALL. Rows include TOTAL FG%, 3-Pt. FG%, and F Throw %.

Table with 18 columns: ##, Player, fg, fga, fg, fga, ft, fta, of, de, tot, pf, tp, a, to, blk, s, min. Rows include player stats for WATKINS, DANIELS, ASHLEY, etc., and a Totals row.

Table with 5 columns: Stat, 1st Half, 2nd Half, Game, DEADBALL. Rows include TOTAL FG%, 3-Pt. FG%, and F Throw %.

Officials: Felicia Grinter, Laura C. Morris, Bill Larance. Technical fouls: VANDERBILT-None. Arkansas-None. Attendance: 1400. Estimated Actual Attendance: 823. Fouled Out: Arkansas #12 Daniels at 2:40 in 2nd Half

2011-12 BOX SCORES

ARKANSAS VS LSU

1-22-12 2:00 PM AT MARAVICH CENTER (BATON ROUGE, LA)

VISITORS: Arkansas 14-5 (3-4)

		tot-fg		3-pt		rebounds												
##	Player	fg	fga	fg	fga	ft	fta	of	de	tot	pf	tp	a	to	blk	s	min	
12	DANIELS, Ashley	f	4	9	0	3	4	2	2	4	2	11	0	2	1	3	35	
21	ROBINSON, Dominique	f	4	7	2	5	0	0	1	0	1	2	10	2	0	1	22	
04	WATKINS, Sarah	g	2	7	0	1	4	4	1	2	3	1	8	1	2	0	1	28
22	RICKETTS, C'eira	g	5	10	0	4	0	0	2	2	4	1	10	4	3	0	5	36
33	HARRIS, Lyndsay	g	6	10	4	7	1	1	1	2	3	1	17	1	1	2	2	22
01	PEAK, Keira		1	2	0	1	0	0	0	0	0	0	2	1	0	0	1	9
03	TOWNSEND, Jamesha		0	0	0	0	0	0	0	0	0	0	0	0	1	0	0	0
11	BERNA, Cali		2	4	2	3	0	0	0	1	1	1	6	2	1	0	2	31
24	WILLIAMS, Quistelle		4	10	0	3	0	0	2	2	4	2	8	1	1	0	2	17
TEAM								1	4	5					1			
Totals			28	59	8	24	8	9	10	15	25	10	72	12	13	3	17	200

TOTAL FG%	1st Half: 15-33 45.5%	2nd Half: 13-26 50.0%	Game: 47.5%	DEADBALL
3-Pt. FG%	1st Half: 6-18 33.3%	2nd Half: 2-6 33.3%	Game: 33.3%	REBOUNDS
F Throw %	1st Half: 2-2 100%	2nd Half: 6-7 85.7%	Game: 88.9%	1

HOME TEAM: LSU 13-6 (4-3)

		tot-fg		3-pt		rebounds													
##	Player	f	fg	fga	f	fga	ft	f	fta	of	de	tot	pf	tp	a	to	blk	s	min
22	JONES, Courtney	f	5	9	0	1	4	4	2	5	7	0	14	4	4	1	3	27	
23	McKINNEY, Shanece	f	2	3	0	0	1	1	1	1	2	0	5	0	3	1	0	18	
25	BLACK, Swayze	f	0	0	0	0	1	2	1	4	5	1	1	0	2	1	1	25	
55	BARRETT, LaSondra	f	2	8	0	2	0	2	2	3	5	2	4	3	4	0	0	37	
10	WEBB, Adrienne	g	4	10	1	4	2	2	0	0	0	1	11	1	5	0	0	36	
03	LUTLEY, Bianca		0	1	0	1	0	0	0	1	1	1	0	1	2	0	1	10	
12	FORTHAN, Krystal		4	9	0	0	0	0	3	2	5	2	8	2	3	1	0	22	
24	PLAISANCE, Theresa		2	4	1	3	0	0	0	2	2	1	5	0	3	0	1	14	
42	BOYKIN, Sheila		2	2	0	0	0	0	0	1	1	0	4	0	1	0	0	11	
TEAM									2	2	4								
Totals			21	46	2	11	8	11	11	21	32	8	52	11	27	4	6	199	

TOTAL FG%	1st Half: 10-23 43.5%	2nd Half: 11-23 47.8%	Game: 45.7%	DEADBALL
3-Pt. FG%	1st Half: 0-5 0.0%	2nd Half: 2-6 33.3%	Game: 18.2%	REBOUNDS
F Throw %	1st Half: 2-5 40.0%	2nd Half: 6-6 100%	Game: 72.7%	2

Officials: Jesse Dickerson, Eric Baker, Angel Stanton. Technical fouls: Arkansas-ROBINSON, Dominique. LSU-None. Attendance: 6161

Score by Periods	1st	2nd	Total
Arkansas	38	34	72
LSU	22	30	52

ARKANSAS VS MISSISSIPPI STATE

01-26-12 7 PM AT STARKVILLE, MISS. (HUMPHREY COLISEUM)

VISITORS: Arkansas 15-5 (4-4 SEC)

			tot-fg		3-pt		rebounds													
##	Player		fg	fga	fg	fga	ft	fta	of	de	tot	pf	tp	a	to	blk	s	min		
12	DANIELS, Ashley	f	4	9	0	0	2	4	7	7	14	1	10	3	5	2	1	36		
21	ROBINSON, Dominique	f	3	8	0	1	0	2	4	1	5	0	6	0	2	0	0	18		
04	WATKINS, Sarah	c	4	14	0	2	0	1	8	2	10	2	8	1	4	5	0	34		
22	RICKETTS, C'eira	g	4	13	0	1	6	7	0	3	3	1	14	4	3	1	2	33		
33	HARRIS, Lyndsay	g	2	15	1	8	0	1	1	6	7	4	5	1	0	0	1	35		
01	PEAK, Keira		1	1	0	0	0	0	0	0	0	0	2	0	0	0	0	6		
02	HATCHER, Kelsey		0	0	0	0	0	0	0	0	0	0	0	0	0	0	0	0+		
11	BERNA, Calli		1	4	1	3	1	2	1	1	2	1	4	1	2	0	3	27		
14	GATLING, Erin		0	0	0	0	0	0	0	0	0	0	0	0	0	0	0	0+		
24	WILLIAMS, Quistelle		1	1	0	0	0	0	0	0	0	2	2	0	1	0	2	11		
TEAM																				
Totals			20	65	2	15	9	17	25	23	48	11	51	10	17	8	9	200		

TOTAL FG%	1st Half: 9-32 28.1%	2nd Half: 11-33 33.3%	Game: 30.8%	DEADBALL
3-Pt. FG%	1st Half: 2-6 33.3%	2nd Half: 0-9 0.0%	Game: 13.3%	REBOUNDS
F Throw %	1st Half: 1-5 20.0%	2nd Half: 8-12 66.7%	Game: 52.9%	2,1

HOME TEAM: Mississippi State 13-7 (3-4 SEC)

		tot-fg		3-pt		rebounds													
##	Player		fg	fga	fg	fga	ft	fta	of	de	tot	pf	tp	a	to	blk	s	min	
10	Martha Alwal	c	3	10	0	0	1	2	7	7	14	2	7	0	1	6	0	32	
34	Catina Bett	c	2	5	0	0	1	2	1	6	7	3	5	1	3	1	2	22	
03	Diambre Johnson	g	1	10	0	4	2	2	1	0	1	2	4	0	3	0	4	35	
04	Porsha Porter	g	2	11	0	5	3	4	1	3	4	3	7	3	5	1	3	34	
14	Kendra Grant	g	2	8	1	6	1	1	0	5	5	1	6	1	3	1	0	33	
01	Danielle Rector		0	0	0	0	0	0	0	0	0	1	0	0	0	0	0	1	
02	Darriel Gaynor		0	1	0	0	0	0	0	0	0	0	0	0	0	0	0	8	
05	Judith Tabala		0	1	0	0	0	0	0	0	0	1	0	0	0	0	0	1	
11	Katia May		0	1	0	0	0	0	0	0	0	3	0	0	0	0	0	2	
12	Candace Foster		0	0	0	0	0	0	0	0	0	0	0	0	0	0	0	2	
15	Brittany Young		0	0	0	0	0	0	0	0	0	1	0	0	1	0	0	2	
20	Shamia Robinson		0	0	0	0	0	0	0	0	0	0	0	0	2	0	0	5	
21	Jerica James		0	0	0	0	0	0	0	0	0	0	0	0	0	0	0	3	
25	Ashley Brown		3	4	0	0	0	2	4	2	6	3	6	0	3	1	3	20	
TEAM									2	2	4				1				
Totals			13	51	1	15	8	13	16	25	41	20	35	5	22	10	12	200	

TOTAL FG%	1st Half: 7-26 26.9%	2nd Half: 6-25 24.0%	Game: 25.5%	DEADBALL
3-Pt. FG%	1st Half: 1-7 14.3%	2nd Half: 0-8 0.0%	Game: 6.7%	REBOUNDS
F Throw %	1st Half: 1-3 33.3%	2nd Half: 7-10 70.0%	Game: 61.5%	3,1

Officials: Eric Brewton, Mary Day, Metta Roberts. Technical fouls: Arkansas-None. Mississippi State-None. Attendance: 1125. Actual Attendance: 631

Score by Periods	1st	2nd	Total
Arkansas	21	30	51
Mississippi State	16	19	35

FLORIDA VS ARKANSAS

01-29-12 2 P.M. AT FAYETTEVILLE, ARK. (BUD WALTON ARENA)

VISITORS: FLORIDA 13-8, 3-5 SEC

		tot-fg		3-pt		rebounds												
##	Player	fg	fga	fg	fga	ft	fta	of	de	tot	pf	tp	a	to	blk	s	min	
14	Madu,Ndidi	f	5	7	0	1	2	2	4	6	1	11	2	0	0	1	23	
13	Stewart,Azania	c	2	5	0	1	4	6	1	3	4	5	8	1	3	2	1	
10	Bonds,Jaterra	g	1	8	0	3	1	2	0	2	2	1	3	4	3	0	37	
12	Allen,Deana	g	1	7	0	1	0	0	1	0	1	2	2	0	1	0	21	
33	Jones,Jordan	g	4	10	2	6	0	2	0	7	7	1	10	3	2	0	43	
03	Bartley,Lanita		6	7	3	3	4	8	2	2	4	4	19	3	4	0	5	
20	Vilaro Aragones,A		1	2	1	2	0	0	0	1	1	1	3	1	1	0	9	
23	Shine,Brittany		0	1	0	1	0	2	0	0	0	0	0	0	0	1	3	
31	Svete,Lily		3	5	1	2	0	0	0	1	1	0	7	0	2	0	8	
32	George,Jennifer		4	9	0	0	1	3	4	5	9	2	9	2	1	2	35	
TEAM								2		2								
Totals			27	61	7	20	11	25	12	25	37	17	72	16	18	4	11	250

TOTAL FG%	1st Half: 17-31 54.8%	2nd Half: 8-21 38.1%	Game: 44.3%	DEADBALL
3-Pt. FG%	1st Half: 4-9 44.4%	2nd Half: 3-9 33.3%	Game: 35.0%	REBOUNDS
F Throw %	1st Half: 0-2 0.0%	2nd Half: 5-11 45.5%	Game: 44.0%	8

HOME TEAM: Arkansas 16-5, 5-4 SEC

		tot-fg				3-pt		rebounds											
##	Player	fg	fga	fg	fga	ft	fta	of	de	tot	pf	tp	a	to	blk	s	min		
04	WATKINS, Sarah	f	4	9	0	1	9	10	1	5	6	4	17	3	3	4	0	38	
21	DANIELS, Ashley	f	6	9	0	0	1	1	5	4	9	3	13	2	1	0	3	41	
21	ROBINSON, Dominique	f	4	8	1	2	1	2	3	5	8	1	10	1	3	1	3	38	
22	RICKETTS, C'eira	g	6	16	0	2	0	2	2	5	7	3	12	4	5	0	3	42	
33	HARRIS, Lyndsay	g	4	11	3	9	0	0	0	3	3	5	11	2	5	0	1	31	
01	PEAK, Keira		2	2	0	0	0	0	0	1	1	1	4	1	1	0	0	8	
03	TOWNSEND, Jamesha		0	0	0	0	0	0	0	0	0	0	0	1	0	0	0	3	
11	BERNA, Calli		1	4	1	3	0	0	1	2	3	2	3	3	3	0	0	31	
24	WILLIAMS, Quistelle		1	5	0	1	1	2	0	0	0	1	3	1	0	1	1	18	
TEAM								1	1	2				1					
Totals			28	64	5	18	12	17	13	26	39	20	73	18	22	6	11	250	

2011-12 BOX SCORES

SOUTH CAROLINA VS ARKANSAS 02-09-12 7 P.M. AT FAYETTEVILLE, ARK. (BUD WALTON ARENA)

VISITORS: SOUTH CAROLINA 18-6, 7-4 SEC

##	Player	fg	tot-fg		fga	3-pt	ft	rebounds			pf	tp	a	to	blk	s	min
			fg	fga				of	de	tot							
12	STEPHENS, Charenee	f	1	3	0	0	0	0	1	4	5	3	2	0	3	0	18
22	NEWTON, Courtney	f	0	0	0	0	0	0	1	0	1	0	0	0	0	0	4
03	WALKER, Ieasia	g	4	13	1	7	2	3	0	2	2	3	11	3	3	1	0 31
05	GRANT, Markeshia	g	3	6	2	2	1	2	1	2	3	9	0	4	0	0	22
11	SUTTON, La'Keisha	g	0	3	0	0	2	2	0	0	0	2	2	2	0	2	31
00	SELLERS, Imani		1	3	0	1	0	1	0	2	2	0	2	0	0	0	4
01	WILSON, Ebony		0	0	0	0	0	0	1	0	1	1	0	0	0	0	9
20	WHITE, Sancheon		2	2	0	0	0	0	0	0	1	4	0	3	0	1	16
21	BRUNER, Ashley		2	6	0	0	1	3	2	3	5	1	5	0	3	1	0 17
23	ROY, Tina		1	6	1	5	0	3	1	1	2	3	3	1	1	0	1 16
24	WELCH, Aleighsa		3	3	0	0	1	1	3	2	5	1	7	1	4	0	1 21
30	DECHEVA, Pamela		0	2	0	2	0	0	1	1	0	0	0	0	0	0	4
33	IBIAM, Elem		0	1	0	0	2	3	2	2	4	1	2	1	0	0	7
TEAM								2	2	4							
Totals			17	48	4	17	9	18	14	20	34	19	47	8	23	5	5 200

TOTAL FG%	1st Half: 6-23 26.1%	2nd Half: 11-25 44.0%	Game: 35.4%	DEADBALL
3-Pt. FG%	1st Half: 2-8 25.0%	2nd Half: 2-9 22.2%	Game: 23.5%	REBOUNDS
F Throw %	1st Half: 3-8 37.5%	2nd Half: 6-10 60.0%	Game: 50.0%	4

HOME TEAM: Arkansas 18-5, 7-4 SEC

##	Player	fg	tot-fg		fga	3-pt	ft	rebounds			pf	tp	a	to	blk	s	min
			fg	fga				of	de	tot							
04	WATKINS, Sarah	f	4	10	0	2	1	2	0	2	2	3	9	0	2	3	0 33
12	DANIELS, Ashley	f	6	14	0	0	1	2	3	6	9	2	13	2	4	1	3 35
21	ROBINSON, Dominique	f	3	7	0	1	6	6	3	1	4	2	12	0	0	1	19
22	RICKETTS, C'eira	g	6	11	0	0	4	7	2	5	7	3	16	7	1	1	3 34
33	HARRIS, Lyndsay	g	0	0	0	0	0	1	0	1	0	3	0	0	2	0	10
01	PEAK, Keira		4	7	0	0	1	2	2	4	3	9	1	1	0	2	22
02	HATCHER, Kelsey		0	0	0	0	0	0	0	0	0	0	0	0	0	0	2
03	TOWNSEND, Jamesha		0	0	0	0	0	0	0	0	0	0	0	0	0	0	2
11	BERNA, Calli		2	3	2	3	0	2	0	0	0	1	6	2	2	0	6 30
13	INMAN, Julie		0	0	0	0	0	0	1	1	0	0	0	1	0	0	1
14	GATLING, Erin		1	1	0	0	1	2	0	2	2	0	3	0	0	0	2
24	WILLIAMS, Quistelle		0	1	0	0	0	0	2	2	1	0	1	1	1	0	10
TEAM								1	1	2							
Totals			26	54	2	6	14	23	12	22	34	18	68	13	14	6	15 200

TOTAL FG%	1st Half: 13-23 56.5%	2nd Half: 13-31 41.9%	Game: 48.1%	DEADBALL
3-Pt. FG%	1st Half: 1-3 33.3%	2nd Half: 1-3 33.3%	Game: 33.3%	REBOUNDS
F Throw %	1st Half: 6-8 75.0%	2nd Half: 8-15 53.3%	Game: 60.9%	5

Officials: Scott Yarbrough, Cameron Inouye, Roy Gulbeyan. Technical fouls: SOUTH CAROLINA-None. Arkansas-None. Attendance: 1508. Estimated Actual Attendance: 953

Score by Periods	1st	2nd	Total
SOUTH CAROLINA	17	30	47
Arkansas	33	35	68

ARKANSAS VS AUBURN 02-12-12 1:45 P.M. AT AUBURN, ALA. -- AUBURN ARENA

VISITORS: Arkansas 19-5, 8-4 SEC

##	Player	fg	tot-fg		fga	3-pt	ft	rebounds			pf	tp	a	to	blk	s	min
			fg	fga				of	de	tot							
12	DANIELS, Ashley	f	3	5	0	1	4	4	2	4	6	4	10	2	3	0	1 36
21	ROBINSON, Dominique	f	1	2	1	1	0	2	2	3	5	2	3	1	2	0	1 15
04	WATKINS, Sarah	c	6	21	1	1	1	2	5	3	8	3	14	1	0	2	1 37
22	RICKETTS, C'eira	g	1	6	0	1	1	2	0	6	6	0	3	5	7	1	4 36
33	HARRIS, Lyndsay	g	3	11	2	8	1	2	1	2	3	4	9	0	2	0	1 24
01	PEAK, Keira		0	1	0	0	1	2	1	2	1	1	2	0	0	2	18
11	BERNA, Calli		3	5	3	5	0	0	1	1	2	2	9	1	3	0	0 27
24	WILLIAMS, Quistelle		1	2	0	0	0	0	1	2	3	3	2	0	2	0	7
TEAM																	
Totals			18	53	7	17	8	14	13	22	35	19	51	12	19	3	10 200

TOTAL FG%	1st Half: 8-21 38.1%	2nd Half: 10-32 31.3%	Game: 34.0%	DEADBALL
3-Pt. FG%	1st Half: 5-8 62.5%	2nd Half: 2-9 22.2%	Game: 41.2%	REBOUNDS
F Throw %	1st Half: 4-6 66.7%	2nd Half: 4-8 50.0%	Game: 57.1%	6,1

HOME TEAM: AUBURN 11-15, 3-10 SEC

##	Player	fg	tot-fg		fga	3-pt	ft	rebounds			pf	tp	a	to	blk	s	min
			fg	fga				of	de	tot							
14	Alverson, Blanche	f	2	5	2	4	0	0	1	3	4	0	6	0	1	0	0 30
25	Williams, Jassany	f	4	7	0	0	1	2	2	4	6	3	9	0	2	0	1 27
32	Tanner, Tyrese	f	2	7	0	0	4	7	4	0	4	3	8	2	3	1	1 28
03	Ouadrad, Najat	g	0	4	0	2	0	0	1	0	1	2	0	1	4	0	1 14
04	Simmons, Parrisha	g	0	2	0	0	1	2	3	2	5	2	1	2	1	0	3 17
00	Muhammad, Hasina		0	5	0	0	1	0	1	1	1	0	3	0	0	0	15
02	Jennings, Morgan		2	4	0	0	4	1	3	4	0	8	0	2	0	1	25
22	Glymph, Camille		3	9	2	6	2	2	0	1	1	2	10	0	3	0	1 28
23	Hilliard, Chantel		3	4	0	0	0	2	1	2	3	1	6	0	3	1	1 16
TEAM								5	5								
Totals			16	47	4	12	12	20	13	21	34	14	48	8	19	2	9 200

TOTAL FG%	1st Half: 11-26 42.3%	2nd Half: 5-21 23.8%	Game: 34.0%	DEADBALL
3-Pt. FG%	1st Half: 3-9 33.3%	2nd Half: 1-3 33.3%	Game: 33.3%	REBOUNDS
F Throw %	1st Half: 3-7 42.9%	2nd Half: 9-13 69.2%	Game: 60.0%	3,1
Officials: Lisa Mattingly (R), Joe Cunningham, Brian Hall. Technical fouls: Arkansas-None. AUBURN-None. Attendance: 2927	Score by Periods	1st	2nd	Total
Arkansas		25	26	51
AUBURN		28	20	48

LSU VS ARKANSAS 2-16-12 7 P.M. AT FAYETTEVILLE, ARK. (BUD WALTON ARENA)

VISITORS: LSU 18-8, 8-5 SEC

##	Player	fg	tot-fg		fga	3-pt	ft	rebounds			pf	tp	a	to	blk	s	min
			fg	fga				of	de	tot							
25	BLACK, Swayze	f	2	3	0	0	0	0	1	4	5	0	4	0	0	0	18
35	TURNBOW, Taylor	f	1	1	0	0	1	2	1	3	4	2	3	1	0	0	23
55	BARRETT, LaSondra	f	3	4	1	1	4	7	2	7	9	3	11	3	4	0	0 32
05	KENNEY, Jeanne	g	1	2	1	1	0	0	0	1	1	1	3	2	4	0	0 21
10	WEBB, Adrienne	g	4	7	1	1	1	3	0	5	5	2	10	0	2	0	3 37
03	LUTLEY, Bianca		2	6	1	3	0	1	0	1	1	1	5	2	5	0	0 19
22	JONES, Courtney		1	3	0	0	5	6	3	3	6	0	7	2	5	1	0 27
23	McKINNEY, Shanece		0	0	0	0	0	0	0	0	0	0	0	0	0	1	0 4
24	PLAISANCE, Theresa		3	5	1	2	0	0	1	2	3	0	7	0	1	1	0 19
TEAM								1	1	2							
Totals			17	31	5	8	11	19	9	27	36	9	50	10	22	3	3 199

TOTAL FG%	1st Half: 6-14 42.9%	2nd Half: 11-17 64.7%	Game: 54.8%	DEADBALL
3-Pt. FG%	1st Half: 1-2 50.0%	2nd Half: 4-6 66.7%	Game: 62.5%	REBOUNDS
F Throw %	1st Half: 5-7 71.4%	2nd Half: 6-12 50.0%	Game: 57.9%	6,2

HOME TEAM: Arkansas 19-6, 8-5 SEC

#	Player		fg	fga	fg	3-pt	fta	of	re	reb	pf	tp	a	to	blk	s	min
04	WATKINS, Sarah	f	1	10	0	2	2	4	1	0	1	3	4	1	1	0	1 32
12	DANIELS, Ashley	f	1	2	0	1	0	0	0	0	5	2	0	1	0	2	18
21	ROBINSON, Dominique	f	0	2	0	2	0	0	1	0	1	1	0	0	0	0	16
22	RICKETTS, C'eira	g	8	21	2	5	1	2	4	2	6	0	19	2	1	0	2 38
33	HARRIS, Lyndsay	g	4	12	2	9	1	2	1	0	1	4	11	3	3	0	2 33
01	PEAK, Keira		2	5	0	1	0	0	2	1	3	2	4	0	0	0	1 21
11	BERNA, Calli		0	2	0	2	0	0	0	1	1	2	0	2	0	0	2 26
24	WILLIAMS, Quistelle		1	2	0	1	0	0	1	1	2	2	1	2	1	1	16
TEAM									4	2	6						
Totals			17	56	4	23	4	8	14	7	21	19	42	9	8	1	11 200

2011-12 BOX SCORES

ARKANSAS VS TENNESSEE

02-23-12 7:00 P.M. AT KNOXVILLE, TENN., THOMPSON-BOLING ARENA

VISITORS: Arkansas 21-6, 10-5 SEC

#	Player		tot-fg		3-pt		rebounds					pf	tp	a	to	blk	s	min
			fg	fga	fg	fga	ft	fta	of	de	tot							
12	DANIELS, Ashley	f	1	4	0	1	0	1	0	1	5	2	0	2	0	1	17	
21	ROBINSON, Dominique	f	1	2	0	1	0	0	0	1	1	2	2	2	0	1	14	
04	WATKINS, Sarah	c	8	12	1	4	1	2	0	2	2	3	18	0	3	1	0	41
22	RICKETTS, C'eira	g	6	11	0	1	4	7	3	5	8	3	16	9	6	0	2	43
33	HARRIS, Lyndsay	g	4	11	4	10	8	8	1	2	3	4	20	3	0	0	1	37
01	PEAK, Keira		1	3	0	0	0	0	2	2	4	4	2	0	2	0	0	28
11	BERNA, Calli		2	2	1	1	0	0	0	2	2	0	5	1	1	0	0	22
24	WILLIAMS, Quistelle		2	5	2	3	1	4	1	4	5	3	7	0	2	1	0	23
TEAM								2	1	3				3				
Totals			25	50	8	21	14	21	10	19	29	23	72	15	21	2	5	225

TOTAL FG%	1st Half: 11-19 57.9%	2nd Half: 11-28 39.3%	Game: 50.0%	DEADBALL
3-Pt. FG%	1st Half: 5-10 50.0%	2nd Half: 2-10 20.0%	Game: 38.1%	REBOUNDS
F Throw %	1st Half: 4-7 57.1%	2nd Half: 7-8 87.5%	Game: 66.7%	3

HOME TEAM: TENNESSEE 20-8, 11-4 SEC

#	Player		tot-fg		3-pt		rebounds							pf	tp	a	to	blk	s	min
			fg	fga	fg	fga	ft	fta	of	de	tot									
25	JOHNSON, Glory	f	4	11	0	0	5	7	2	7	9	4	13	0	3	0	2	33		
40	STRICKLEN, Shekinna	f	6	14	3	6	2	6	5	3	8	2	17	0	2	1	0	35		
05	MASSENGALE, Ariel	g	2	3	0	0	5	6	0	2	2	4	9	6	2	0	1	34		
10	SIMMONS, Meighan	g	3	5	1	3	0	0	1	1	2	2	7	2	4	0	0	15		
13	SPANI, Taber	g	1	4	1	2	4	4	0	0	0	0	7	0	4	0	0	32		
01	BASS, Briana		0	1	0	1	0	0	0	0	0	1	0	0	0	0	1	11		
04	WILLIAMS, Kamiko		2	5	0	1	2	2	3	0	3	2	6	1	0	0	0	19		
11	BURDICK, Cierra		2	2	0	0	0	0	1	2	3	0	4	0	2	0	1	22		
15	MANNING, Alicia		1	3	0	0	0	0	1	0	1	1	2	4	0	1	2	13		
20	HARRISON, Isabelle		1	2	0	0	0	1	0	1	1	2	2	0	0	0	0	3		
21	BAUGH, Vicki		1	1	0	0	2	2	0	1	1	0	4	0	2	0	0	8		
TEAM									1	2	3									
Totals			23	51	5	13	20	28	14	19	33	18	71	13	19	2	7	225		

TOTAL FG%	1st Half: 9-20 45.0%	2nd Half: 11-23 47.8%	Game: 45.1%	DEADBALL
3-Pt. FG%	1st Half: 2-6 33.3%	2nd Half: 2-4 50.0%	Game: 38.5%	REBOUNDS
F Throw %	1st Half: 6-7 85.7%	2nd Half: 12-15 80.0%	Game: 71.4%	3

Officials: Scott Yarbrough, Billy Smith, Michael McConnell. Technical fouls: Arkansas-None. TENNESSEE-None.

Attendance: 13337. AR #12 fouls out at 7:56/2

Score by Periods		1st	2nd	OT	Total
Arkansas		31	31	10	72
TENNESSEE		26	36	9	71

ARKANSAS VS SOUTH CAROLINA

02-26-12 2 P.M. AT COLUMBIA, S.C./COLONIAL LIFE ARENA

VISITORS: Arkansas 21-7, 10-6

#	Player	tot-fg		3-pt		rebounds							pf	tp	a	to	blk	s	min
		fg	fga	fg	fga	ft	fta	of	de	tot									
21	ROBINSON, Dominique	f	2	4	1	2	1	1	0	1	1	0	6	1	0	0	1	17	
22	RICKETTS, C'eira	f	3	14	0	1	1	3	3	2	5	2	7	4	3	0	3	38	
04	WATKINS, Sarah	c	2	6	0	1	1	2	2	4	6	5	5	1	2	2	0	24	
12	DANIELS, Ashley	g	2	7	0	1	7	8	2	2	4	1	11	0	5	0	0	38	
33	HARRIS, Lyndsay	g	2	7	1	4	1	2	0	1	1	5	6	1	2	0	1	27	
01	PEAK, Keira		2	4	0	0	2	2	2	1	3	1	6	0	2	0	0	20	
11	BERNA, Calli		0	1	0	1	0	0	1	1	2	1	0	0	2	1	0	18	
13	INMAN, Julie		0	0	0	0	0	0	0	0	0	0	0	0	0	0	0	+	
24	WILLIAMS, Quistelle		2	3	0	0	2	2	5	1	6	0	6	0	0	0	1	18	
TEAM								1	1	2									
Totals			15	46	2	10	15	20	16	14	30	15	47	7	16	3	6	200	

TOTAL FG%	1st Half: 10-22 45.5%	2nd Half: 5-24 20.8%	Game: 32.6%	DEADBALL
3-Pt. FG%	1st Half: 1-3 33.3%	2nd Half: 1-7 14.3%	Game: 20.0%	REBOUNDS
F Throw %	1st Half: 7-9 77.8%	2nd Half: 8-11 72.7%	Game: 75.0%	2

HOME TEAM: SOUTH CAROLINA 21-8, 10-6

#	Player		tot-fg		3-pt		rebounds			pf	tp	a	to	blk	s	min			
			fg	fga	fg	fga	ft	fta	of								de		
12	STEPHENS, Charenee	f	4	6	0	0	0	6	5	11	2	8	0	2	2	0	31		
01	WILSON, Ebony	g	0	0	0	0	0	1	0	1	0	0	1	0	0	0	10		
05	GRANT, Markeshia	g	0	5	0	4	1	2	0	0	0	3	1	0	4	0	27		
11	SUTTON, La'Keisha	g	7	14	0	1	2	4	1	3	4	4	16	3	4	0	2	38	
22	NEWTON, Courtney	g	2	4	1	3	0	0	1	1	2	1	5	0	0	0	0	17	
03	WALKER, Ieasia		4	8	0	1	0	3	2	4	6	0	8	2	4	1	0	31	
20	WHITE, Sancheon		0	1	0	1	0	0	0	0	0	4	0	0	0	0	1	9	
21	BRUNER, Ashley		6	11	0	0	3	4	6	2	8	1	15	0	1	2	0	31	
23	ROY, Tina		0	0	0	0	0	0	0	0	0	0	0	0	0	0	1	6	
TEAM								1	3	4				1					
Totals			23	49	1	10	6	13	18	36	15	53	6	16	5	4	200		

TOTAL FG%	1st Half: 10-23 43.5%	2nd Half: 13-26 50.0%	Game: 46.9%	DEADBALL
3-Pt. FG%	1st Half: 1-5 20.0%	2nd Half: 0-5 0.0%	Game: 10.0%	REBOUNDS
F Throw %	1st Half: 5-8 62.5%	2nd Half: 1-5 20.0%	Game: 46.2%	1

Officials: Joe Cunningham, Eric Koch, Metta Roberts. Technical fouls: Arkansas-None. SOUTH CAROLINA-None.

Attendance: 5217

Score by Periods		1st	2nd	Total
Arkansas		28	19	47
SOUTH CAROLINA		26	27	53

OLE MISS VS ARKANSAS

03-01-12 6:30 PM AT BRIDGESTONE ARENA-NASHVILLE, TN

VISITORS: Ole Miss 12-17

#	Player		fg	tot fg	fga	3-pt	ft	fta	of	rebounds	tot	pf	tp	a	to	blk	s	min
21	McCray, Danielle	f	6	8	1	1	1	2	1	4	5	1	14	0	2	0	0	23
42	Jackson, Monique	f	0	1	0	0	0	0	0	0	0	3	0	0	1	0	0	10
03	McFarland, Valencia	g	2	4	0	1	3	4	0	2	2	0	7	1	5	0	0	34
20	Singletary, Amber	g	1	3	0	1	0	0	1	1	0	2	0	4	0	2	19	
32	Faleru, Tia	g	1	9	0	1	2	2	1	2	3	1	4	0	1	0	1	26
05	Trotter, Jasmine		0	0	0	0	0	0	0	0	0	0	0	0	0	0	0	2
11	Jenkins, Kenyotta		3	3	0	0	1	2	0	3	3	3	7	0	2	0	0	11
14	McFerrin, Maggie		0	1	0	1	0	0	0	0	0	0	0	1	0	0	0	6
15	Hope, Pa'Sonna		1	1	0	0	0	0	2	1	3	2	2	0	1	0	1	7
22	Byrd, Nikki		3	7	0	0	3	4	2	2	4	2	9	0	2	0	0	19
23	Laws, LaTosha		0	1	0	1	2	2	0	0	0	0	2	1	0	0	0	12
25	Marbra, Courtney		0	2	0	0	0	0	0	0	0	0	0	1	0	0	0	5
30	Hameth, Whitney		0	6	0	6	0	0	0	3	3	1	0	0	4	1	1	26
Team Totals			17	46	1	12	12	16	9	20	29	13	47	4	22	1	5	201

TOTAL FG%	1st Half: 8-25 32.0%	2nd Half: 9-21 42.9%	Game: 37.0%	DEADBALL
3-Pt. FG%	1st Half: 0-6 0.0%	2nd Half: 1-6 16.7%	Game: 8.3%	REBOUNDS
F Throw %	1st Half: 1-2 50.0%	2nd Half: 11-14 78.6%	Game: 75.0%	2

HOME TEAM: Arkansas 21-7

##	Player		fg	tfg	fga	3-pt	ft	fta	of	rebounds	de	tot	pf	tp	a	to	blk	s	min
04	WATKINS, Sarah	f	2	3	1	2	0	2	2	1	1	2	3	5	0	1	0	0	15
21	ROBINSON, Dominique	f	3	6	2	4	1	2	1	2	0	9	0	5	0	2	0	1	19
12	DANIELS, Ashley	c	2	6	0	0	3	5	0	3	3	2	7	4	1	0	3	31	
22	RICKETTS, C'eira	g	5	12	0	0	0	0	0	2	2	0	10	3	0	0	1	27	
33	HARRIS, Lyndsay	g	3	4	3	4	0	0	0	0	0	0	9	0	1	0	0	18	
01	PEAK, Keira		3	5	1	1	1	2	1	1	2	0	8	0	2	0	1	19	
02	HATCHER, Kelsey		0	1	0	0	0	0	0	0	0	0	0	1	1	0	0	5	
03	TOWNSEND, Jamesha		2	2	0	0	0	0	0	3	3	2	4	0	1	0	0	6	
11	BERNA, Calli		2	4	0	2	2	2	0	3	3	1	6	3	4	0	1	25	
13	INMAN, Julie		0	1	0	1	0	0	0	0	0	0	0	0	1	0	0	3	
14	GATLING, Erin		1	3	0	1	0	0	0	0	0	1	2	0	0	0	0	4	
24	WILLIAMS, Quistelle		2	4	2	3	1	2	3	4	7	3	7	1	0	0	1	24	
42	BOWEN, Jhasmin		0	0	0	0	0	0	1	0	1	1	0	0	0	0	0	4	
TEAM										2	2	2				1			
Totals			25	51	9	18	8	15	7	20	27	13	67	12	15	0	8	200	

2011-12 BOX SCORES

ARKANSAS VS SIUE

03-08-12 7 PM AT EDWARDSVILLE, ILL./VADALABENE CENTER

VISITORS: Arkansas 23-8

##	Player	fg	fga	fg	fga	ft	fta	of	de	tot	pf	tp	a	to	blk	s	min	
01	PEAK, Keira	*	6	8	0	0	0	4	3	7	1	12	4	1	0	0	22	
04	WATKINS, Sarah	*	2	9	0	2	0	0	0	1	1	2	4	0	0	3	0	21
12	DANIELS, Ashley	**	4	7	0	0	3	4	5	3	8	1	11	2	2	3	2	24
22	RICKETTS, C'eira	*	4	8	0	1	0	0	1	8	9	0	8	4	2	1	5	27
33	HARRIS, Lyndsay	*	5	9	2	6	0	0	0	1	1	2	12	2	1	0	0	21
02	HATCHER, Kelsey		1	1	1	1	0	0	0	2	2	1	3	0	0	0	0	8
03	TOWNSEND, Jamesha		2	2	0	0	0	0	1	2	3	2	4	2	1	0	0	14
11	BERNA, Calli		1	3	1	3	0	0	0	0	0	3	3	1	0	0	23	
13	INMAN, Julie		0	0	0	0	0	0	0	0	0	0	1	0	0	0	8	
14	GATLING, Erin		2	2	1	1	2	3	0	2	2	1	7	3	1	0	1	12
24	WILLIAMS, Quistelle		2	3	0	0	1	2	1	2	3	0	5	0	0	0	2	16
42	BOWEN, Jhasmin		3	3	0	0	0	1	0	0	0	0	6	0	0	0	0	4
TEAM										1	1							
Totals			32	55	5	14	6	10	12	25	37	13	75	21	9	7	10	200

TOTAL FG%	1st Half: 17-27 63.0%	2nd Half: 15-28 53.6%	Game: 58.2%	DEADBALL
3-Pt. FG%	1st Half: 3-8 37.5%	2nd Half: 2-6 33.3%	Game: 35.7%	REBOUNDS
F Throw %	1st Half: 1-3 33.3%	2nd Half: 5-7 71.4%	Game: 60.0%	1

HOME TEAM: SIUE 18-11

##	Player		totfg			3-pt		rebounds										
			fg	fga	fg	fga	ft	fta	of	de	tot	pf	tp	a	to	blk	s	min
01	DUNCAN, Melia	*	1	4	0	1	0	2	1	1	2	3	2	3	2	1	1	34
12	MEADE, Madison	*	0	4	0	3	0	0	1	1	2	2	0	1	0	0	1	24
24	KENNER, Courtney	*	0	3	0	2	0	0	0	1	1	0	0	0	3	0	0	16
25	HERROD, Michaela	*	0	3	0	0	0	0	1	3	4	1	0	0	1	0	1	17
45	BERRY, Raven	*	5	11	0	0	3	3	4	2	6	2	13	1	1	0	2	25
10	HEMPEN, Katie		2	12	1	7	0	0	1	1	2	4	5	0	2	0	0	27
11	CONNER, Kiara		2	3	0	0	0	0	2	0	2	0	4	0	0	0	0	8
22	HILL, Jazmin		2	7	0	5	0	0	0	0	0	0	4	0	1	0	1	16
23	AUSTIN, Tierny		3	9	0	3	3	4	4	2	6	3	9	1	3	0	0	33
TEAM									4	2	6				1			
Totals			15	56	1	21	6	9	18	13	31	15	37	6	14	1	6	200

TOTAL FG%	1st Half: 5-27 18.5%	2nd Half: 10-29 34.5%	Game: 26.8%	DEADBALL
3-Pt. FG%	1st Half: 0-10 0.0%	2nd Half: 1-11 9.1%	Game: 4.8%	REBOUNDS
F Throw %	1st Half: 3-4 75.0%	2nd Half: 3-5 60.0%	Game: 66.7%	1,1

Officials: Kelly Dennis, Ty Bills, Charlie Hust. Technical fouls: Arkansas-None. SIUE-None.

Attendance: 1107

Score by Periods	1st	2nd	Total
Arkansas	38	37	75
SIUE	13	24	37

DAYTON VS ARKANSAS

03-17-12 3:05 PM AT COLLEGE STATION, TEXAS (REED ARENA)

VISITORS: Dayton 23-7

		tot-fg			3-pt		rebounds											
##	Player	fg	fga	fg	fga	ft	fta	of	de	tot	pf	tp	a	to	blk	s	min	
11	QUEEN, Elle	*	4	9	1	3	1	3	2	3	5	0	10	3	1	1	1	29
20	LALOR, Patrice	*	2	6	0	4	0	0	0	3	3	5	4	3	2	1	0	31
22	NANCE, Casey	*	2	5	0	0	1	2	0	2	2	4	5	0	2	2	0	21
24	HOOVER, Andrea	*	5	9	3	5	3	5	2	3	5	4	16	2	2	0	0	31
34	RATERMAN, Justine	*	6	14	2	7	0	0	1	7	8	1	14	1	2	0	0	29
04	APPLEWHITE, Olivia		0	0	0	0	0	0	1	1	2	0	0	0	0	0	0	8
14	MACKAY, Samantha		1	7	1	5	0	0	0	1	1	0	3	4	1	0	0	15
15	WILLIS, Staci		0	0	0	0	0	0	0	0	0	0	0	0	0	0	0	1
21	MALOTT, Ally		0	4	0	1	0	0	1	0	1	0	0	1	1	0	1	12
23	MOSES, Kayla		0	0	0	0	0	0	0	0	0	0	0	0	0	0	0	1
33	SANT, Cassie		1	5	1	3	0	0	1	1	2	2	3	2	1	1	0	22
TEAM									2	7	9							
Totals			21	59	8	28	5	10	9	28	37	18	55	16	12	5	2	200

TOTAL FG%	1st Half: 14-30 46.7%	2nd Half: 7-29 24.1%	Game: 35.6%	DEADBALL
3-Pt. FG%	1st Half: 5-13 38.5%	2nd Half: 3-15 20.0%	Game: 28.6%	REBOUNDS
F Throw %	1st Half: 2-4 50.0%	2nd Half: 3-6 50.0%	Game: 50.0%	3

HOME TEAM: Arkansas 24-8

##	Player	fg	fga	3-pt	ft	fta	rebounds	tot	pf	tp	a	to	blk	s	min			
04	WATKINS, Sarah	*	2	4	0	1	2	3	0	2	2	2	6	0	1	0	0	17
12	DANIELS, Ashley	*	3	12	0	0	2	5	7	12	1	8	3	1	1	1	35	
21	ROBINSON, Dominique	*	0	3	0	1	0	0	0	2	2	0	0	1	0	0	0	10
22	RICKETTS, C'eira	*	4	15	1	2	4	4	1	5	1	13	5	1	0	1	38	
33	HARRIS, Lyndsay	*	4	9	4	7	2	2	0	2	2	14	2	3	0	2	29	
01	PEAK, Keira		6	10	0	0	2	5	1	4	5	2	14	1	2	0	0	26
03	TOWNSEND, Jamesha		0	1	0	0	0	0	0	1	1	0	0	0	0	0	0	1
11	BERNA, Calli		0	1	0	1	2	2	0	1	1	2	2	4	0	0	2	15
13	INMAN, Julie		0	0	0	0	0	0	0	0	0	0	0	0	0	0	0	1
14	GATLING, Erin		0	0	0	0	0	0	0	0	0	0	0	0	0	0	0	1
24	WILLIAMS, Quistelle		7	11	1	2	0	0	2	5	7	2	15	1	0	0	1	26
42	BOWEN, Jhasmin		0	0	0	0	0	0	0	0	0	0	0	0	0	0	0	1
TEAM								4	6	10								
Totals			26	66	6	14	14	18	16	31	47	12	72	17	8	1	7	200

TOTAL FG%	1st Half: 13-33 39.4%	2nd Half: 13-33 39.4%	Game: 39.4%	DEADBALL
3-Pt. FG%	1st Half: 2-6 33.3%	2nd Half: 4-8 50.0%	Game: 42.9%	REBOUNDS
F Throw %	1st Half: 7-8 87.5%	2nd Half: 7-10 70.0%	Game: 77.8%	0

Officials: Brian Hall, Carla Fountain, Kevin Farlow. Technical fouls: Dayton-None. Arkansas-None. Attendance: NA. NCAA Division I Women's Basketball Championship - Second Round

Score by Periods	1st	2nd	Total
Dayton	35	20	55
Arkansas	35	37	72

ARKANSAS VS TEXAS A&M

03-19-12 8:35 PM AT COLLEGE STATION, TEXAS (REED ARENA)

VISITORS: Arkansas 24-9

		tot-fg			3-pt		rebounds											
##	Player	fg	fga	fg	fga	ft	fta	of	de	tot	pf	tp	a	to	blk	s	min	
04	WATKINS, Sarah	*	3	11	0	1	4	4	3	1	4	5	10	0	1	0	4	24
12	DANIELS, Ashley	*	1	4	0	0	3	4	0	3	3	3	5	0	1	0	0	25
21	ROBINSON, Dominique	*	2	3	0	0	3	3	4	1	5	0	7	2	2	1	1	21
22	RICKETTS, C'eira	*	3	13	1	2	3	3	0	2	2	0	10	3	2	0	2	34
33	HARRIS, Lyndsay	*	4	9	2	6	3	4	0	3	3	4	13	1	2	0	0	34
01	PEAK, Keira		0	1	0	1	0	0	0	1	1	1	0	1	2	0	0	9
11	BERNA, Calli		0	1	0	0	0	0	0	2	2	1	0	4	0	0	2	22
24	WILLIAMS, Quistelle		7	14	0	4	0	1	2	6	8	1	14	0	3	0	2	31
TEAM								2	3	5								
Totals			20	56	3	14	16	19	11	22	33	15	59	11	13	1	11	200

TOTAL FG%	1st Half: 9-28 32.1%	2nd Half: 11-28 39.3%	Game: 35.7%	DEADBALL
3-Pt. FG%	1st Half: 0-5 0.0%	2nd Half: 3-9 33.3%	Game: 21.4%	REBOUNDS
F Throw %	1st Half: 2-4 50.0%	2nd Half: 14-15 93.3%	Game: 84.2%	1

HOME TEAM: Texas A&M 24-10


		tot-fg		3-pt		rebounds												
##	Player	*	fg	fga	fg	fga	ft	fta	of	de	tot	pf	tp	a	to	blk	s	min
03	Bone, Kelsey	*	3	12	0	0	2	4	5	5	10	2	8	3	1	0	0	25
04	Carter, Sydney	*	0	4	0	2	6	6	0	3	3	2	6	4	2	0	3	37
10	Standish, Alexia	*	2	5	2	5	0	0	0	0	0	2	6	1	3	0	1	19
20	White, Tyra	*	1	2	0	0	1	2	2	4	6	3	3	0	8	0	0	36
21	Elonu, Adaora	*	9	17	0	0	5	5	2	5	7	2	23	1	2	2	1	40
25	Collins, Skylar		3	3	0	0	2	2	0	3	3	1	8	0	0	0	1	8
32	Pratcher, Adrienne		1	3	0	2	0	0	0	2	2	2	2	6	1	0	0	21
34	Gilbert, Karla		2	3	0	0	1	1	0	2	2	1	5	1	0	0	0	14
TEAM										2	2							
Totals			21	49	2	9	17	20	9	26	35	15	61	16	17	2	6	200

TOTAL FG%	1st Half: 11-24 45.8%	2nd Half: 10-25 40.0%	Game: 42.9%	DEADBALL
3-Pt. FG%	1st Half: 2-5 40.0%	2nd Half: 0-4 0.0%	Game: 22.2%	REBOUNDS
F Throw %	1st Half: 3-3 100%	2nd Half: 14-17 82.4%	Game: 85.0%	0.1

INDIVIDUAL **TEAM** CAREER **SEC** POSTSEASON **CLASS** ALONG WITH
FACILITY RECORDS AND ALL TOURNAMENT TEAMS

RECORDS

RAZORBACK WOMEN'S BASKETBALL



RECORDS - INDIVIDUAL

SCORING

Most Points Scored

Career: 2,073, Bettye Fiscus (1981-85)
Season: 692, Shelly Wallace (1988-89)
Game: 44, Shelly Wallace (vs. ORU, 12/12/88)
Half: 28, Shameka Christon (vs. Vandy, 3/2/02)

Highest Scoring Average

Career: 18.5, (2,073 pts/112 g) Bettye Fiscus (1981-85)
Season: 23.1, (692 pts/30 g) Shelly Wallace (1988-89)

FIELD GOALS

Most Field Goal Attempts

Career: 1,641, Shameka Christon (2000-04)
Season: 500, Shameka Christon (2003-04)
Game: 27, Pat Keck (vs. N. Ark. Comm., 11/19/76)
Half: 16, Bettye Fiscus (vs. Alaska-Anch., 2/21/83)

Most Field Goals

Career: 794, Bettye Fiscus (1981-85)
Season: 267, Shelly Wallace (1988-89)
Game: 16, Shameka Christon (vs. Vandy, 3/2/02) & Shelly Wallace (vs. ORU., 12/12/88)
Half: 10, Shameka Christon (vs. LSU, 2/10/02)

Best Field Goal Percentage (Min. 10 game/5 half)

Career: .609 (667-1,096), Delmonica DeHorney (1987-91)
Season: .632 (227-359), Delmonica DeHorney (1990-91)
Game: 1.000 (10-10), Lanell Dawson (vs. Baylor, 2/26/86)
Half: 1.000 (8-8), Dominique Robinson (Texas So., 12/21/12) (7-7), Delmonica DeHorney (vs. UH, 2/6/91)

3-POINTERS

Most Three-Point Attempts

Career: 858, Lyndsay Harris (2009-12)
Season: 234, India Lewis (2002-03)
Game: 13, by nine athletes
Most Recent: Lyndsay Harris, Miss State, 2/19/12
Half: 12, Chrisstasia Walter (at ORU-WNIT, 3/23/11)

Most Three-Point Goals

Career: 316, Wendi Willits (1997-2001)
Season: 104, Wendi Willits (1998-99)
Game: 9, Wendi Willits (at Georgia, 2/21/99)
Half: 7, Chrisstasia Walter (at ORU-WNIT, 3/23/11)
Consecutive: 12, Wendi Willits (over 3 gms, 1999-2000)

Best Three-Point Goal Pct.

Career: .416 (112-291), Amber Nicholas (1988-92)
Season: .477 (41-86), Amber Nicholas (1990-91)
Game: (Min. 5 Att.) 1.000 (6-6), Kimberly Wilson (vs. Butler, 1/10/94)
Half: 1.000 (5-5), Christy Smith (vs. Georgia, 1/8/95)



Shameka Christon



Bettye Fiscus

FREE THROWS

Most Free Throw Attempts

Career: 622, Bettye Fiscus (1981-85)
Season: 229, Bettye Fiscus (1981-82)
Game: 20, Shelly Wallace (vs. Houston, 3/4/89)
Half: 15, Shea Henderson (vs. Alabama, 2/2/94)

Most Free Throws

Career: 485, Bettye Fiscus (1981-85)
Season: 183, Bettye Fiscus (1981-82)
Game: 16, Shelly Wallace (vs. Houston, 3/4/89)
Half: 12, Christy Smith (vs. Ohio St., 11/19/95)
Consecutive Made: 25, Wendi Willits (1999-2000)

Best Free Throw Percentage

Career: .845 (74-206), Amber Nicholas (1988-92) (min. 200 att.)
Season: .899 (134-149), Christy Smith (1994-95) (min. 100 att.)
Ranked No. 1 in the nation, Division I, 1994-95
Game: (Min. 10) 1.000 (15-15), Christy Smith (vs. Ohio State, 11/19/95)
Best single game in Division I, 1995-96 season
Half: 1.000 (12-12), Christy Smith (vs. Ohio St., 11/19/95)

REBOUNDS

Most Rebounds

Career: 1,013, Shelly Wallace (1985-89)
Season: 381, Shelly Wallace (1988-89)
Game, Total: 22, Shelly Wallace (vs. SMU, 2/13/88)
Game, Offensive: 12 Yolanda Dickson (vs. Auburn, 1/22/94)
Blair Savage (vs. Oklahoma, 12/12/89)
Game, Defensive: 16, Shelly Wallace (vs. Texas A&M, 1/17/89; vs. SMU, 2/15/89)
Half: 14, Blair Savage (vs. Oklahoma, 12/12/89)

Highest Rebound Average

Career: 10.5 (495 reb/47 games), Lauren Ervin (2006-08)
Previous: 8.5 (1,013 reb/119 games), Shelly Wallace (85-89)
Season: 12.7 (381 reb/30 games), Shelly Wallace (1988-89)

ASSISTS

Most Assists

Career: 717, Amy Wright (1998-2002)
Season: 205, Amy Wright (2001-02)
Game: 18, Donna Wilson (vs. Houston, 3/2/88)

Highest Assist Average

Career: 5.7 (332 asst/58 g), Donna Wilson (1987-89)
Season: 6.2 (186 asst/30 g), Donna Wilson (88-89)

STEALS

Most Steals

Career: 320, C'eira Ricketts (2009-2012)
Season: 95, Tracy Webb (1986-87)
Game: 12, Amanda Holley (vs. TCU, 1/11/83)

BLOCKS

Most Blocked Shots

Career: 235, Delmonica DeHorney (1987-91)
Season: 83, Delmonica DeHorney (1989-90)
Game: 9, Robyn Irwin (vs. SW Mo. St., 12/19/88)

TURNOVERS

Most Turnovers

Career: 447, Amy Wright (1998-2002)
Season: 135, Tracy Webb (1986-87)
Game: 21, Debbie Roe (vs. SW Mo. St., 1/29/77)

FOULS

Most Personal Fouls

Career: 344, Lyndsay Harris (2009-2012)
Season: 106, Connie Fitzgerald (1979-80)
Game: 5, by 415 players through the 2011-12 season

GAMES PLAYED

Most Games Played

Career: 131, Amy Wright ('98-'02) & Wendi Willits ('97-'01)
Season: 36, four players (1981-82)

Most Consecutive Games

Career: 131, Amy Wright (1998-2002)
Season: 36, four players (1981-82)

Consecutive Games Started

127, C'eira Ricketts (2009-2012)



Christy Smith

RECORDS - INDIVIDUAL SEC GAMES

Regular-Season Games Only

(Season Min.: 70 FGA, 40 FTA, 75% games played)

SCORING

Most Points Scored

Career: 905, Shameka Christon, 2001-04
Season: 304, Shameka Christon, 2004
Game: 37, Dominique Washington (at UM, 2/26/05)
Half: 27, Shameka Christon (at UM, 2/29/04)

Highest Scoring Average

Career: 16.5, Shameka Christon, 2001-04
Season: 21.7, Shameka Christon, 2004

FIELD GOALS

Most Field Goal Attempts

Career: 764, Shameka Christon, 2001-04
Season: 241, Shameka Christon, 2004
Game: 24, S. Christon (at USC, 1/18/04; at LSU, 2/12/04)
Half: 16, Kimberly Wilson (vs. Florida, 2/2/97)

Most Field Goals

Career: 327, Shameka Christon, 2001-04
Season: 105, Shameka Christon, 2004
Game: 13, Shameka Christon (three times in 03-04)
Half: 10, S. Christon (at UM, 2/29/04; vs. LSU, 2/10/02)

Best Field Goal Percentage

Career: .588 (87-148), Karen Jones, 1995-98
Season: .614 (54-88), Lonniya Bragg, 2000
Game: 1.000 (9-9), Lauren Ervin (at Auburn, 1/14/07)
10+: .769 (10-13), Shameka Christon (vs. LSU, 3/6/03)
Half: .833 (10-12), Shameka Christon (vs. LSU, 2/10/02)

3-POINTERS

Most Three-Point Attempts

Career: 453, Lyndsay Harris (2009-12)
Season: 134, India Lewis, 2002
Game: 13, Wendi Willits (at Georgia, 2/21/99)
13, Lyndsay Harris (vs. Georgia, 1/13/11)
13, Lyndsay Harris (at Georgia, 2/3/11)
13, Lyndsay Harris (vs. Miss State, 2-19-12)
Half: 9, Kimberly Wilson (vs. Tenn., 12/29/96)
9, Lyndsay Harris (vs. Georgia, 1/13/11)

Most Three-Point Goals

Career: 137, Wendi Willits, 1998-2001
Season: 49, Wendi Willits, 1999
Game: 9, Wendi Willits (at Georgia, 2/21/99)
Half: 6, Lyndsay Harris (vs. Georgia, 1/13/11)

Best Three-Point Percentage

Career: .401 (137-342), Wendi Willits, 1998-2001
(min. 100 3pts)
Season: .500 (36-72), Kimberly Wilson, 1996
Game: .692 (9-13), Wendi Willits (at Ga., 2/21/99)
Half: 1.000 (5-5), Christy Smith (vs. Ga., 1/8/95)

FREE THROWS

Most Free Throw Attempts

Career: 234, Christy Smith, 1995-98
Season: 82, Shameka Christon, 2004
Game: 17, Shea Henderson (vs. Alabama, 2/2/94)
Half: 15, Shea Henderson (vs. Alabama, 2/2/94)

Most Free Throws

Career: 195, Christy Smith, 1995-98
Season: 67, Christy Smith, 1995
Game: 12, Shameka Christon (at Florida, 2/22/04);
Kristin Peoples (at Florida, 2/22/04)
Half: 10, Stephanie Bloomer (vs. LSU, 2/8/94)

Best Free Throw Percentage

Career: .833 (195-234), Christy Smith, 1995-98
(min. 150 FT made)
Season: .870 (67-77), Christy Smith, 1995 (min. 50 FT made)
Game: 1.000 (10-10), Stephanie Bloomer (vs. LSU, 2/8/94)
(min. 10 FT made)
Half: 1.000 (10-10), S. Bloomer (vs. LSU, 2/8/94)

REBOUNDS

Most Rebounds

Career: 324, C'eira Ricketts, 2009-12
Career, Offensive: 137, Ashley Daniels, 2009-12
Career, Defensive: 235, C'eira Ricketts, 2009-12
Season: 137, Lauren Ervin, 2007
Season, Offensive: 56, Lauren Ervin, 2007
Season, Defensive: 81, Lauren Ervin, 2007
Game: 20, Lauren Ervin (at Florida, 1/21/07)
Game, Offensive: 9, Whitney Jones (VU, 1/29/09)
Game, Defensive: 13, Lauren Ervin (at Florida, 1/21/07)
Half: 11, Lauren Ervin (at Florida, 1/21/07) and
Whitney Jones (VU, 1/29/09)

Highest Rebound Average

Career: 9.5, Lauren Ervin, 2006-08
Season: 9.8, Lauren Ervin, 2007

ASSISTS

Most Assists

Career: 286, Amy Wright, 1999-2002
Season: 83, Rochelle Vaughn, 2004
Game: 12, Rochelle Vaughn (vs. Georgia, 2/8/04);
Amy Wright (vs. LSU, 2/11/99);
C'eira Ricketts (AU, 1/18/09)

STEALS

Most Steals

Career: 135, C'eira Ricketts 2009-12
Season: 39, C'eira Ricketts, 2011-12 (16g SEC schedule)
31, Christy Smith, 1995 (12g SEC schedule)
Game: 8, Brittney Vaughn (vs. Alabama, 1/18/07)

BLOCKS

Most Blocked Shots

Career: 85, Sarah Watkins, 2010-pres.
Season: 40, Sarah Watkins, 2011-12
Game: 6, Lauren Ervin (vs. Ole Miss, 2/4/07)
6, Sarah Watkins (vs. Kentucky, 1/6/11)
6, Sarah Watkins (vs. Vanderbilt, 1/19/12)

TURNOVERS

Most Turnovers

Career: 204, Amy Wright, 1999-2002
Season: 71, Lyndsay Harris, 2009-10
Game: 15, Shea Henderson (vs. Kentucky, 2/5/94)

TIME PLAYED

Games Played

Career: 62, Lyndsay Harris, 2009-12;
C'eira Ricketts, 2009-12
Career Games Started: 62, C'eira Ricketts, 2009-12
Consecutive Games Started: 62, C'eira Ricketts, 2009-12)

Minutes Played

Career: 2,176, C'eira Ricketts, 2009-12
Consecutive Minutes Played vs. SEC Opponents:
Career: 575, Christy Smith, 1994-1996
Single Season: 445, Christy Smith, 1996
Most Minutes, Season: 601, C'eira Ricketts, 2010-11
(16g SEC schedule)
535, Christy Smith, 1998 (12g SEC schedule)
Avg. Minutes Per Game: 40.5, Christy Smith, 1995

THE FACE BEHIND THE RECORD



Shameka Christon

Career Points and Season Points in SEC Games Only

The pride of Hot Springs, Ark., Shameka Christon was named to the SEC Freshman Team her rookie season at Arkansas. At the start of her career, it looked like the most improbable of honors as the 6-1 forward averaged less than 10 points per game during non-conference play. Once SEC games began, Christon elevated her game to average 13.5 ppg in her 13 league games. Breaking the school mark for points in a SEC season as a sophomore with 224, Christon repeated with a respectable 201 points as a junior. A change of coaching staffs led to a dramatic change in scoring for Christon. Her senior year, Christon shattered her own record with 304 points in 14 games played, finishing her career with 905 points in SEC regular season games. Adding in her 177 points from SEC Tournament games, Christon scored almost 1,100 of her career 1,951 points against SEC opponents. For her SEC-leading scoring average of 21.8 ppg, Christon was voted the SEC Player of the Year in 2004, *Associated Press* Third-Team All-America and Kodak All-America honorable mention.

RECORDS - TEAM IN A GAME

SCORING

Most Points Scored

Game: 115, vs. Oral Roberts (2/19/87)
First Half: 65, vs. Tennessee State (11/27/88)
Second Half: 67, vs. University of Detroit (12/1/89)

Fewest Points Scored

Game: 28, vs. Louisiana Tech (11/30/78)
Half: 11, vs. Louisiana Tech (11/30/78)
11, vs. Tennessee (1/18/12)

Largest Margin of Victory

79 (108-29), vs. Bartlesville Wesleyan (2/18/77)

Most Points Allowed

Game: 114, vs. Stanford (3/24/90)
Half: 63, vs. Texas (1/9/89)

Fewest Points Allowed

Game: 19, vs. Bartlesville Wesleyan (12/4/76)
Half: 8, vs. Montana State (1/5/03)

Points Scored, Both Teams

High: 201 (87-114), vs. Stanford (3/24/90)
Low: 82 (49-33), vs. Coppin State (12/29/05)
82 (42-40) vs. LSU (2/20/11)

Largest Margin of Defeat

54 (28-82), vs. Louisiana Tech (11/30/78)

Most Double-Digit Scorers

7, vs. TCU (109-59; Burkes, 10; Dawson, 23; Wynn, 17; Webb, 11; Williams, 11; Valley, 14; Wallace, 19) (2/4/86)

Fewest Double-Digit Scorers

0, six times. Most Recent: LSU (1/7/10)

All Starters in Double Digits

12 times. Most Recent: vs. Alabama (1/11/98) (regulation)
vs. Florida (1/29/12) (2OT)

FIELD GOALS

Most Field Goals

Game: 51, vs. University of Detroit (12/1/89)
Half: 30, vs. University of Detroit (12/1/89)

Most Field Goal Attempts

Game: 97, vs. Cottey College (2/2/78)
Half: 57, vs. University of Detroit (12/1/89)

Fewest Field Goals

Game: 8, vs. Louisiana Tech (11/30/78)
Half: 3, vs. Louisiana Tech (11/30/78)
3, vs. Tennessee (1/8/12)

Fewest Field Goal Attempts

Game: 41, at Auburn (1/22/95)
Half: 21, vs. Texas (1/29/81)

Best Field Goal Percentage

Game: .667 (32-48), vs. UTSA (12/3/88)
Half: .900 (18-20), vs. UTSA (12/3/88)

Worst Field Goal Percentage

Game: .195 (8-41), vs. Louisiana Tech (11/30/78)
Half: .10 (3-30), vs. Tennessee (1/8/12)

Best Defensive Percentage

Game: .185 (12-65), by Texas-Arlington (12/22/92)
Half: .083 (2-24), by Montana State (1/5/03)

3-POINTERS

Most Three-Point Goals

Game: 15, vs. Providence (11/16/98)
Half: 8, at Vandy (1/21/01); vs. Providence (11/16/98)

Fewest Three-Point Goals

Game: 0, at Rice (1/2/91); Kentucky (1/23/98);
at Vandy (2/17/05)
Half: 0, several times (Most recent: at Vanderbilt, 2/17/05)

Most Three-Point Attempts

Game: 32, at UMKC (1/25/05)
Half: 20, at UMKC (1/25/05)

Fewest Three-Point Attempts

Game: 0, several times (Most rec.: at UNO, 1/22/90)
Half: 0, several times (Most recent: UF, 2/8/01)

Best Three-Point Goal Pct.

Game: .875 (7-8), vs. Vanderbilt (1/23/2000)
10 Att.: .714 (10-14), vs. Lipscomb (11/11/2007)
Half: 1.000 (5-5), vs. Vanderbilt (1/23/2000)

Worst Three-Point Goal Pct.

Game: .000, several. (Most. rec. (0-18), VU (2/17/05)
Half: .000 several. (Most rec.: Vanderbilt, 2/17/05)

FREE THROWS

Most Free Throws

Game: 38, at Florida (2/22/04)
Half: 26, vs. Grambling (12/17/81)

Fewest Free Throws

Game: 0, at LSU (2/25/10)
Half: 0, seven times (Most rec.: at LSU, 2/25/10)

Most Free Throw Attempts

Game: 54, at Florida (2/22/04)
Half: 33, vs. Ala. (2/2/94) & vs. Grambling (12/17/81)

Fewest Free Throw Attempts

Game: 0, at LSU, 2/25/10
Half: 0, nine times (Most rec: at LSU, 2/25/10)

Best Free Throw Percentage

Game: 1.000 (10-10), vs. Florida (1/26/06)
(Notable previous: .950 (21-22), vs. McNeese, 2/14/87)
Half: 1.000 (19-19), vs. Southern-BR (1/23/82)

Worst Free Throw Percentage

Game: .000 (0-0), at LSU (2/25/10)
Half: .000, twice, (Most rec. 0-0 at LSU, 2/25/10)

REBOUNDS

Most Rebounds

Game: 74, vs. Mississippi Valley (11/24/89)
Half: 36, vs. Mississippi Valley (11/24/89)
Offensive, Game: 37, vs. Miss. Valley (11/24/89)

Most Double-Digit Rebounders

3, vs. Baylor (Wallace 13, Irwin 11, DeHorney 11) (2/20/88)

ASSISTS

Most Assists

34, vs. University of Detroit (12/1/89)

STEALS

Most Steals

29, vs. Western Kentucky (11/28/04)

TURNOVERS

Most Turnovers

45, Alabama State (11/19/04; vs. North Ark. CC. (11/19/76)

Fewest Turnovers

4, vs. Wichita State (2/20/82)
4, vs. Utah (11/20/11)

Most Opponent Turnovers

43, vs. Murray State (12/5/90)

BLOCKS

Most Blocked Shots

12, vs. Northeast Louisiana (12/5/82)

FOULS

Most Personal Fouls

34, at South Carolina (1/30/93)

Most Players Fouled Out

4, vs. Northeast Oklahoma (2/19/79); vs. Texas
Southern (3/19/82); vs. Texas Tech (3/5/84)

THE FACE BEHIND THE RECORD



Amy Wright

Career Assists and Consecutive Games Played

Recruited from Williamsburg, Ind., to become the next great point guard in Arkansas history, Amy Wright did not disappoint. A starter at the point from her first day at Arkansas, she broke the freshman assist record of her immediate predecessor, Christy Smith, and never looked back. Assists became her passion, and Wright rewrote the Arkansas record books in her four seasons, removing both her coach and Hall of Honor member Amber Nicholas Shirey and Smith from almost all the major records. Her 172 assists as a freshman led Arkansas to the WNIT Championship and was the closest anyone had come to Donna Wilson's 1988 season record. Her junior season, Wright crushed Wilson's mark with 198 to take Arkansas to the second round of the NCAA tournament. By the end of her career, the only assist records Wright was breaking were her own, including 205 her senior season. Closing her career with 717, she has almost 200 more assists than the former career leader Nicholas Shirey. Wright had more double-digit assist games than any other player, and became the first player in recorded Razorback history to get the hard double of 10 assists and 10 rebounds (versus Miss. State as a junior). In her four seasons, she never missed a game, playing 131 consecutive to break Sytia Messer's mark of 128. Of all her statistics, the one no other point guard can touch is leading her team to four consecutive post-season berths. After closing her playing career with WNBA draft camp, Wright spent one season with Arkansas in marketing before becoming an assistant coach for the 2003-04 season at South Florida.

RECORDS - SEC REGULAR SEASON GAME

SCORING

Points Scored

Game, High: 102, vs. Alabama (1/11/98)
Game, Low: 34, vs. Vanderbilt (1/28/07)
Half, High: 56, vs. Auburn (2/9/97)
Half, Low: 11, vs. Tennessee (1/8/12)

Opponent Points Scored

Game, High: 105, by Tennessee (2/29/92)
Game, Low: 35, by Miss State (1/26/12)
(Previous: 40, by LSU (2/20/11)
Half, High: 69, by Tennessee (1/8/12)
72, by Florida (1/29/12) (20T)
Half, Low: 13, by Kentucky (1/14/01)

Margin of Victory

Best: +39, vs. Florida (1/16/03)
Worst: -46, at Tennessee (2/29/92); at LSU (1/20/05)

FIELD GOALS

Field Goal Attempts

Game, High: 79, at Georgia (1/21/98)
Game, Low: 41, at Auburn (1/22/95)
Half, High: 45, vs. Florida (2/4/99)
Half, Low: 18, at S. Carolina (1/30/93)

Field Goals

Game, High: 35, vs. Miss. State (2/26/95)
Game, Low: 10, vs. Vanderbilt (1/28/07)
Half, High: 20, at S. Carolina (1/24/99)
Half, Low: 3, vs. Tennessee (1/8/12)

Best Field Goal Percentage

Game: .604 (32-53), vs. LSU (2/11/99)
Half: .692 (18-26), vs. LSU (2/11/99)
Opponent Game: .725 (29-40), at Vandy (1/23/03)
Opponent Half: .783 (18-23), at Vandy (1/23/03)

Worst Field Goal Percentage

Game: .217 (10-46), vs. Vanderbilt (1/28/07)
Half: .135 (5-37), at Florida (2/22/04)
Opponent Game: .238 (15-63), vs. MSU (2/13/93)
Opponent Half: .100 (3-30), vs. Tennessee (1/8/12)

3-POINTERS

Three-Point Attempts

Game, High: 32, vs. Auburn (1/25/04)
Game, Low: 5, vs. Kentucky (1/23/93)
Half, High: 18, at LSU (1/22/12)
Half, Low: 1, vs. S. Carolina (1/30/93)

Three-Point Goals

Game, High: 13, vs. Alabama (1/11/98); vs. Auburn (1/12/06)
Game, Low: 0, vs. Kentucky (1/23/93)
Half, High: 8, at Vanderbilt (1/21/01)
Half, Low: 0, 17 times (Most recent: at Miss State, 1/26/12)

Three-Point Percentage

Game, High: .875 (7-8), Vanderbilt (1/23/00)
Game, Low: .000 (0-10), Florida (1/16/93)
Half, High: 1.000 (5-5), Vanderbilt (1/23/00)
Half, Low: .000 (0-12), Florida (2/8/01); (0-4),
at Kentucky (1-21-10); (0-2), Ole Miss (2/18/10);
(0-6), Vanderbilt (1/19/12); (0-9), at Miss State (1/26/12)

SEC SEASON

(Before 1998, the SEC regular season was less than 14 games. Absolute marks from 11 and 12 game years and 14 game years where a pre-1998 season holds the mark are noted in brackets.)

SCORING

Points Scored: 1,032 (1998)
Low: 815 (2008) [668, 1993]
Most Points Allowed: 1,097 (2010)
Low: 899 (2012) [790, 1995]
Highest Scoring Average: 73.7 (1998)
Lowest Scoring Average: 58.2 (2008)
Best Defensive Average: 56.2 (2012)
Worst Defensive Average: 75.8 (1999)
Best Scoring Margin: +3.9 (2012)
Worst Scoring Margin: -13.2 (2005)

FIELD GOALS

Field Goals: 357 (2012)
Low: 315 (2008) [237, 1993]
Field Goal Attempts: 953 (2010)
Low: 782 (2000) [603, 1995]
Best Field Goal %: .426 (2000) [.456, 1995]
Worst Field Goal Percentage: .355 (2005)
Best Def. FG Pct.: .398 (2012) [.402, 1993]
Worst Defensive FG Pct.: .466 (2006)

FREE THROWS

Free Throws: 204 (1995) [14g, 201, 1999]
Low: 98 (2006)
Free Throw Attempts: 301 (2004)
Low: 151 (2006)
Free Throw Pct.: .779 (1995)
[14g, .722, 2003]
Low: .617 (2005)

FREE THROWS

Free Throw Attempts

Game, High: 54, at Florida (2/22/04)
Game, Low: 0, at LSU (2/25/10)
Half, High: 33, vs. Alabama (2/2/94)
Half, Low: 0, five times (Most rec: at LSU, 2/25/10)

Free Throws

Game, High: 38, at Florida (2/22/04)
Game, Low: 0, at LSU (2/25/10)
Half, High: 22, at Florida (2/22/04)
Half, Low: 0, six times (Most rec: at LSU, 2/25/10)

Best Free Throw Percentage

Game: 1.000 (10-10), vs. Florida (1/26/06) (min. 10 att.)
Half: .933 (14-15), vs. LSU (2/8/94) (min. 15 att.)
1.000 (12-12), vs. Tennessee (1-8-12)

Worst Free Throw Percentage

Game: .000 (0-0) at LSU (2/25/10); .143 (1-6),
at Vanderbilt (2/9/06)
Half: .000, twice, Most Rec.: at LSU (2/25/10)

THREE-POINT GOALS

Three-Pointers: 113 (2006)
Low: 49 (2003) [24, 1993]
Three-Point Attempts: 383 (2012)
Low: 166 (2003) [95, 1993]
Three-Point Pct.: .395 (2000)
Low: .260 (2005) [.253, 1993]
Best Def. 3-Pt. Pct.: .276 (2006)
[.243, 1993]
Worst Defensive 3-Pt. Pct.: .379 (2008)

REBOUNDS

Rebounds: 577 (1999)
Low: 455 (2008) [376, 1995]
Reb. Ave.: 40.4 (1993) [14g, 36.9, 1999]
Low: 32.6 (2000)
Best Reb. Mar.: -0.2 [14g, -2.8, 1999]
Worst Rebound Margin: -10.3 (2005)

ASSISTS, STEALS, BLOCKS

Assists: 211 (2006)
Low: 161 (2008) [109, 1993]
Steals: 153 (2012)
Low: 84 (1999) [77, 1996]
Blocked Shots: 71 (2007)
Low: 27 (2001) [18, 1996]

TURNOVERS

Turnovers: 278 (1999)
Low: 218 (2008) [193, 1995]

Opponent Turnovers: 308 (2012)
Low: 197 (2008) [175, 1996]

FOULS

Personal Fouls: 295 (205)
Low: 197 (2008) [193, 1995]
Opponent Fouls: 310 (1998)
Low: 177 (2008)
Players Fouled Out: 12 (1993) [14g, 8, 1999]
Low: 0 (1998)
Opponent Players Fouled Out: 13 (1998)
Low: 1 (2008)

GAMES & STREAKS

Best Winning %: 1.000 (8-8), 2012
.500 (7-7) 1998, 2002, 2003
[Less than 14 game season: .636 (7-4)
1995]
Worst Winning %: .143 (2-12) 2008
Most Games Won: 8 (2012)
7 (1995, 1998, 2002, 2003)
Fewest Games Won: 2 (2008)
Most Games Lost: 12 (2008, 2010)
Fewest Games Lost: 4 (1995)
[14 game season: 7, 1998, 2002, 2003]
[16 game season: 6, 2012]
Best Start: 3-0 (2003, 2005)
Best Starts to Second Loss: 5-1 (2005)
Worst Start: 0-6 (2010)
Most Consecutive Games Won: 8 (2012)
Most Consecutive Games Lost: 11 (2007) [9
& 2008 [2]]

REBOUNDS

Most Rebounds

Game: 58, at Vanderbilt (1/29/09)
Game, Offensive: 29, at Ole Miss (1/12/12)
Game, Defensive: 33, vs. Florida (1/20/93);
35, at Alabama (0T) (1/24/10)
Half: 31, at Alabama (2/20/93)

Fewest Rebounds

Game: 19, at Florida (2/5/98)
Offensive: 3, at Florida (2/4/96)
Defensive: 7, vs. LSU (2/16/12)

MISCELLANEOUS

Assists

Game, High: 25, vs. Miss. State (2/26/95)
Game, Low: 3, at S. Carolina (1/30/93)*

* -- Disputed 2002 box score at LSU, scored only one assist

Steals

Game, High: 17, at Florida (2/22/04); 17, at LSU (1/22/12)
Game, Low: 1, vs. LSU (2/28/08); vs. S. Carolina (1/24/99)

Turnovers

Game, High: 34, at Tennessee (2/29/92)
Game, Low: 7, Mississippi State (2/19/12)

Personal Fouls

Game, High: 34, at S. Carolina (1/30/93)

Blocked Shots

Game: 11, vs. USC (2/8/07); vs. Ole Miss (2/4/07);
vs. Kentucky (1/6/11)

RECORDS - SEC TOURNAMENT

INDIVIDUAL

Points: 40, Shameka Christon (vs. Vandy, 3/2/02)
Points by Opponent: 44, LaToya Thomas, MSU (3/1/01)
Field Goals: 16, Shameka Christon (vs. Vandy, 3/2/02)
Field Goal Att.: 23, Shameka Christon (vs. LSU, 3/7/03 & vs. Vandy, 3/2/02)
Field Goal Pct.: .696, (16-23) Shameka Christon (vs. Vandy, 3/2/02)
Three-Point Goals: 6, Lyndsay Harris (vs. Florida, 3/3/11)
Three-Point Att.: 13, Kimberly Wilson (vs. Georgia, 3/4/94)
Three-Point Pct.: .750 (3-4), Lyndsay Harris (Ole Miss, 3/1/12)
Free Throws: 10, Christy Smith (vs. Alabama, 3/4/95)
Free Throw Att.: 10, Dana Cherry (vs. Alabama, 3/6/03); Christy Smith (vs. Alabama, 3/4/95)
Free Throw Pct.: 1.000 (10-10), Christy Smith (vs. AL, 3/4/95)
Rebounds: 12, Kristin Moore (vs. MSU, 3/4/04); Celia Anderson (MSU, 3/1/01); Karen Jones (UK, 2/28/97); Ashley Daniels (vs. LSU 3/2/12)
Rebounds by Opponent: 19, Jennifer Humphrey, Ky. (3/1/07)
Assists: 12, Amy Wright (vs. Miss. State, 3/1/01)
Blocked Shots: 4, Lauren Ervin (vs. Kentucky, 3/1/07)
Turnovers: 7, Brittney Vaughn (vs. Kentucky, 3/1/07)
Steals: 6, Shea Henderson (vs. Georgia, 3/4/94); C'eira Ricketts (vs. Florida, 3/3/11)
Minutes Played: 45 Charity Ford (vs. Vandy, 3/4/10-OT)
 40, Christy Smith (vs. USC, 3/3/95 and vs. Bama, 3/4/95); Dominique Washington (vs Kentucky, 3/1/07)

SEC TOURNAMENT SEEDING

2012 5th	2005 11th	1998 7th
2011 9th	2004 9th	1997 7th
2010 12th	2003 7th	1996 10th
2009 8th	2002 7th	1995 5th
2008 11th	2001 7th	1994 9th
2007 10th	2000 10th	1993 10th
2006 9th	1999 11th	1992 11th

SEC TOURNAMENT RESULTS

2012 Second Round (d. Ole Miss, 67-47; I. LSU, 41-40)
 2011 First Round (I. Florida, 68-59)
 2010 First Round (I. Vanderbilt, 65-64 OT)
 2009 First Round (I. Ole Miss, 65-60)
 2008 First Round (I. Auburn, 73-51)
 2007 First Round (I. Kentucky, 72-57)
 2006 First Round (I. Ole Miss, 94-64)
 2005 Second Round (d. Miss State, 80-73; I. #20 Vanderbilt, 79-60)
 2004 First Round (I. Miss State, 79-73)
 2003 Second Round (d. Alabama, 53-48; I. #6 LSU 78-72)
 2002 Semifinalist (d. Ole Miss, 78-60; d. #12 USC, 79-61; I. #6 Vanderbilt, 81-78)
 2001 Semifinalist (d. Miss State, 94-76; d. #10 Florida, 78-69; I. #6 Georgia, 63-44)
 2000 First round (I. Florida, 96-86)
 1999 First round (I. Miss State, 79-70)
 1998 Second round (d. Auburn, 59-43; I. #10 Florida, 63-49)
 1997 Second round (d. Kentucky, 71-60; I. #7 Alabama, 85-63)
 1996 First round (I. Ole Miss, 76-73)
 1995 Second round (d. USC, 80-70; I. #16 Alabama, 86-72)
 1994 First round (I. Georgia, 84-62)
 1993 First round (I. Georgia, 84-73)
 1992 First round (I. Kentucky, 79-63)

TEAM

Points
 Game, High: 94 vs. Miss State, 3/1/01
 Game, Low: 40, vs. LSU, 3/2/12
 Opponent High: 96 by Florida, 3/2/00
 Half, High: (2nd) 52 vs. VU, 3/2/02; vs. MSU, 3/1/01 (1st) 48 vs. Florida, 3/2/00
 Half, Low: 13 (1st) vs. Georgia, 3/3/01
Field Goals
 High: 39 vs. Miss. State, 3/1/01
 Low: 14, vs. LSU, 3/2/12
Field Goal Attempts
 High: 81 vs. Ole Miss, 3/2/06
 Low: 51, vs. Ole Miss, 3/1/12
Field Goal Percentage
 High: .509 vs. Miss. State, 3/6/05
 Low: .233 (14-60) vs. LSU, 3/2/12
 Opponent, High: .750 by Georgia, 3/5/93
 Opponent, Low: .308 by Auburn, 2/27/98
Three-Point Goals
 High: 9 vs. Florida, 3/3/11 (regulation)
 9, vs. Ole Miss, 3/2/12
 9 vs. Vanderbilt, 3/4/10 (overtime)
 Low: 1 vs. Florida, 2/28/98
Three-Point Attempts
 High: 24 vs. Vanderbilt, 3/4/10 (overtime)
 23 vs. Ole Miss, 3/2/06 (regulation)
 23 vs. LSU, 3/2/12
 Low: 8 vs. Kentucky, 3/1/07; LSU, 3/7/03
Three-Point Percentage
 High: .500 (9-18), vs. Ole Miss, 3/2/12
 Low: .070 vs. Florida, 2/27/98
 Opponent, High: .750 by Georgia, 3/5/93
 Opponent, Low: .111 by Auburn, 2/27/98
Free Throws
 High: 29 vs. USC, 3/3/95
 Low: 6 vs. Kentucky, 3/1/07
 6 vs. Florida, 3/3/11
Free Throw Attempts
 High: 33 vs. USC, 3/3/95
 Low: 6 vs. Kentucky, 3/1/07
Free Throw Percentage
 High: .889 vs. Miss. State, 3/1/01
 Low: .556 vs. Kentucky, 3/6/92
 Opponent, High: 1.000 by USC, 3/3/95
 Opponent, Low: .476 by Auburn, 2/27/98

Arkansas' most common SEC tournament opponent is Ole Miss (2-3) with five games, followed by four each with Miss State (2-2) and Florida (1-3). Next is three each for Alabama (1-2), Kentucky (1-2), Georgia (0-3) and Vanderbilt (0-3). Arkansas is even with Auburn (1-1), but has never lost to South Carolina (2-0), UA has never beaten Georgia, Vanderbilt (0-3) or LSU (0-2). The only team Arkansas has never played at the SEC Tournament? Tennessee.



Rebounds

Rebounds, High: 49 vs. Ole Miss, 3/2/06
 Rebounds, Low: 25 vs. Vanderbilt, 3/7/05
 Offensive, High: 18 vs. Ole Miss, 3/2/06
 Offensive, Low: 7 vs. Florida, 3/2/01; Alabama, 3/4/95; vs. Ole Miss (3/1/12)
 Defensive, High: 31, Ole Miss, 3/2/06
 Defensive, Low: 12 vs. Florida, 3/2/00
 Opponent, High: 57 by Florida, 3/2/01; UK, 3/6/92
 Opponent, Low: 26, by Miss. State, 3/4/04

Assists

High: 21 vs. Miss. State, 3/1/01
 Low: 5, vs. LSU, 3/2/12

Blocked Shots

High: 8 vs. Kentucky, 3/1/07
 Low: 0 vs. Florida, 3/2/00; vs. LSU, 3/2/12

Steals

High: 13 vs. Kentucky, 3/6/92
 Low: 3 vs. Ole Miss, 3/1/96

Turnovers

High: 22 vs. Miss. State, 3/4/04
 Low: 4 vs. Vanderbilt, 3/2/02

Personal Fouls

High: 27 vs. Kentucky, 3/6/92
 Low: 11 vs. USC, 3/3/95



Shameka Christon broke four Arkansas records for SEC Tournament games in the semifinals of the 2002 event in Nashville. Her 67 points over three games led to her selection to the five-player all-tournament team, the first for Arkansas since joining the league in 1992. During her four years, she scored 177 points in SEC Tournament games.

RECORDS - TEAM IN A SEASON

SCORING

Scoring

Most Points Scored: 2,644 (1990-91)
 Fewest Points Scored: 1,100 (1978-79)
 Most Points Allowed: 2,405 (1998-99)
 Fewest Points Allowed: 1,242 (1978-79)
 Highest Scoring Average: 83.0 (2,490, 30 games, 1988-89)
 Lowest Defensive Average: 52.3 (2011-12)
 Highest Winning Margin: 16.4 (1990-91)
 Most Players in Double Digits: 4 (7 times) (Most rec: 2000-01)
 Least Players in Double Digits: 0 (1992-93)

Field Goals

Most Field Goals: 1,061 (1990-91)
 Most Field Goal Attempts: 2,092 (1998-99)
 Best Field Goal Percentage: .523 (1,051-2,028, 1990-91)
 Worst Field Goal Percentage: .379 (412-1,087, 1978-79)
 Best Defensive Field Goal Pct.: .367 (628-1,711 (2011-12)
 Worst Defensive Field Goal Pct.: .479 (816-1,705, 1984-85)

Free Throws

Most Free Throws: 722 (1981-82)
 Most Free Throw Attempts: 1,000 (1981-82)
 Best Free Throw Pct.: .770 (565-734), (1994-95)
 Worst Free Throw Pct.: .610 (401-657) 2004-05

Three-Point Goals

Most Three-Point Goals: 202 (2000-01)
 Most Three-Point Goal Attempts: 592 (2005-06)
 (Previous: 554, 2003-04)
 Best Three-Point Goal Pct.: .427 (93-218, 1990-91)
 Worst Three-Point Goal Pct.: .118 (2-17, 1986-87)
 Best Defensive Three-Point Pct.: .239 (70-293, 1992-93)
 Worst Defensive Three-Point Pct.: .380 (87-229, 1989-90)

REBOUNDS

Rebounds

Most Rebounds: 1,540 (1981-82)
 Fewest Rebounds: 675 (1978-79)
 Highest Rebound Average: 44.2 (1989-90)
 Lowest Rebound Average: 33.7 (1978-79)
 Highest Reb. Margin: +7.2 (1989-90; 1985-86)
 Lowest Rebound Margin: -7.1 (1979-80)

MISCELLANEOUS

Assists

Most Assists: 694 (1990-91)

Steals, Blocked Shots

Most Steals: 388 (2004-05)
 Most Blocked Shots: 165 (2006-07)

Turnovers

Most Turnovers: 772 (1981-82)
 Fewest Turnovers: 433 (2001-02)
 Most Opponent Turnovers: 751 (1997-98)
 Fewest Opponent Turnovers: 402 (1978-79)

Fouls

Most Personal Fouls: 702 (1981-82)
 Most Opponent Fouls: 914 (1981-82)
 Most Players Fouled Out: 22 (1980-81)
 Most Opponent Players Fouled Out: 47 (1981-82)

THE FACE BEHIND THE RECORD



SHELLY WALLACE

Career Rebounds

Shelly Wallace's career parallels Arkansas' rise to national prominence, leading the Razorbacks to their first NCAA playoff berth and the 1987 Women's NIT title. Wallace made her biggest record impact with rebounding. She is the only Arkansas women's basketball player to go over the 1,000 mark in rebounds and one of only two in Southwest Conference history. However, she was Arkansas' greatest double threat. Wallace was the first -- and only -- player to average in double figures in points and rebounds for a season (16.5 ppg, 11.8 rpg in 1987-88). She also is the only player to score over 40 points, setting the school record with 44, and has the most 30-plus games (seven) of any player. She was also an honorable mention Kodak All-American as a senior, yet another first at Arkansas.

THE FACE BEHIND THE RECORD

DELMONICA DEHORNEY

Career Blocked Shots

While her mark in the career record book is for blocked shots, Delmonica DeHorney was the greatest inside player in Razorback history. She was second only to Bettye Fiscus in points, and she was the first, and to date the only, Razorback to earn Kodak All-America honors. DeHorney also is the most accurate shooter in school history for a season or career. In fact, she set the season shooting record in three of her four years. A back-to-back SWC Player of the Year, she led the SWC in scoring and Arkansas to consecutive league titles. The SWC Newcomer as a freshman, she was the only player in SWC history to earn three league awards. She shattered the previous blocked shot records, and became the career leader after her junior year. In one season, 1989-90, DeHorney had more blocks (83) than all but two players in school history had for their careers. DeHorney went on to play professionally in Japan after completing her four-year career at Arkansas.

Of her 235 career blocks, the three most important in DeHorney's career came in the first half of the Feb. 23, 1990, game at Texas. All three came against UT's star forward Susan Anderson, shutting down the Lady Longhorns' inside game and allowing Arkansas to take a 38-31 halftime lead. UA went on to break UT's 183-game SWC winning streak.



Games

Most Games Played: 36 (1981-82)
 Fewest Games Played: 16 (1976-77)
 Best Winning Percentage: .875 (28-4, 1990-91)
 Worst Winning Percentage: .350 (7-13, 1978-79)
 Most Games Won: 28 (1990-91)
 Fewest Games Won: 7 (1978-79)
 Most Games Lost: 18 (2009-10)
 Fewest Games Lost: 4 (1990-91)
 Most 100-Point Games: 5 (1990-91)
 Most Regular-Season Wins: 24 (1990-91)
 Fewest Regular-Season Losses: 3 (1990-91)
 Longest Season: 131 days, 1998-99
 Earliest Opener: Nov. 11, 2011 (vs. Minnesota)
 Latest Game: Mar. 27, 1998 (vs. Tennessee, Final Four)
 March 27, 2011 (vs. Illinois State, WNIT)

Streaks

Best Start: 15-0 (2007-08) (Previous: 8-0, 1999-2000)
 Best Starts to Second Loss: 15-1 (2007-08)
 (Previous: 15-1, (06-07) 13-1 (95-96); 12-1 (96-97)
 Best Start, SEC Games: 3-0 (2005-06) & 5-1 (2005-06)
 Worst Start: 0-6 (2009-10)
 Consecutive Games Won: 15 (Open 2007-08 season)
 (Previous: 13, Close of 1998-99 season; opening 1999-'00)
 Consecutive Games Lost: 10 (2006-07 to 2007-08)
 (Previous: 9, 2005-06)
 Consecutive Home Games Won: 23 (1989-1991)
 Consecutive Home Games Lost: 6 (2010-11)
 (Previous: 5, 2006-07)
 Consecutive Road Games Won: 12 (1989-90)
 Consecutive Road Games Lost: 9 (1980-81)
 Consecutive Neutral Games Won: 5 (2007-08)
 (Previous: 4, 1997-98)
 Consecutive SEC Games Won: 8 (2011-12)
 Consecutive SEC Games Lost: 10
 Best Winning Pct. on the Road: .923 (12-1, 1989-90)
 Best Winning Percentage at Home: 1.000
 (14-0, 90-91; 9-0, 82-83; 12-0, 81-82; 6-0, 76-77)

RECORDS - CLASS

GAME

Most Points

Freshman: 37, Bettye Fiscus (vs. Ak.-Anch., 2/27/81)
 Sophomore: 40, Shameka Christon (vs. Vanderbilt, 3/2/02)
 Junior: 39, Delmonica DeHorney (vs. Stanford, 3/24/90)
 Senior: 44, Shelly Wallace (vs. Oral Roberts, 12/12/88)

Most Rebounds

Freshman: 18, Bettye Fiscus (vs. Kansas State, 1/2/82)
 Sophomore: 19, Lita Stricklin (vs. NE Okla., 1/20/79)
 Junior: 22, Shelly Wallace (vs. SMU, 2/13/88)
 Senior: 20, Monica Brown (vs. SMU, 1/21/86)

Most Assists

Freshman: 12, Amy Wright (vs. LSU, 2/11/99);
 C'eira Ricketts (at AU, 1/18/09)
 Sophomore: 14, India Lewis (vs. Howard, 2/15/01)
 Junior: 18, Donna Wilson (vs. Houston, 3/2/88)
 Senior: 11, Amy Wright (vs. Kansas St., 3/17/02);
 Tracy Webb (vs. BU, 2/21/87)

Most Steals

Freshman: 7, India Lewis (at Princeton, 11/27/99)
 Sophomore: 12, Amanda Holley (vs. TCU, 1/11/83)
 Junior: 8, Sheree Thompson (vs. Idaho St., 11/26/04)
 Angela Davis (vs. Alabama St., 11/29/91)
 Senior: 10, India Lewis (vs. Tulsa, 12/9/02)

Most Blocked Shots

Freshman: 7, Delmonica DeHorney (vs. TCU, 1/9/88)
 Sophomore: 6, Sarah Watkins (vs. Kentucky, 1/6/11)
 Junior: 9, Robyn Irwin (vs. SW Missouri, 12/19/88)
 Senior: 6, Joy Oakley (vs. Tulsa, 12/5/01);
 Delmonica DeHorney (vs. Houston, 3/7/91);

SEASON

Most Points

Freshman: 655, Bettye Fiscus
 Sophomore: 517, Shameka Christon
 Junior: 581, Delmonica DeHorney
 Senior: 692, Shelly Wallace

Scoring Average

Freshman: 18.7, Bettye Fiscus
 Sophomore: 18.1, Sha Hopson
 Junior: 20.0, Delmonica DeHorney
 Senior: 23.1, Shelly Wallace

Most Rebounds

Freshman: 282, Bettye Fiscus
 Sophomore: 217, Blair Savage
 Junior: 329, Shelly Wallace
 Senior: 381, Shelly Wallace

Three-Point Goals

Freshman: 66, India Lewis
 Sophomore: 104, Wendi Willits
 Junior: 89, India Lewis & Kimberly Wilson
 Senior: 87, Wendi Willits

Rebound Average

Freshman: 8.1, Bettye Fiscus
 Sophomore: 7.3, Bettye Fiscus & Amanda Holley
 Junior: 11.8, Shelly Wallace
 Senior: 12.7, Shelly Wallace

HIGH POINT GAMES

40 POINTS

44, Shelly Wallace, vs. Oral Roberts, 12/12/88 (1)
 40, Shameka Christon, vs. #8 Vanderbilt, 3/2/02 * !

30 POINTS

39, Delmonica DeHorney, vs. #2 Stanford, 3/24/90 \$
 37, Dominique Washington, vs. Ole Miss, 2/226/06 ^ &
 37, Bettye Fiscus, at Alaska-Anchorage, 2/27/82
 36, Shameka Christon, vs. Clemson, 3/15/02
 36, Shannon Jones, vs. Washington St., 12/31/92
 36, Shelly Wallace, vs. SMU, 2/15/89
 35, Wendi Willits, vs. Oklahoma, 3/14/99 @
 35, Shelly Wallace, at SW Missouri, 12/17/88 (1)
 34, Delmonica DeHorney, vs. Texas Tech, 1/6/90
 34, Shelly Wallace, vs. Texas Tech, 3/8/89
 34, Shelly Wallace, at Texas Tech, 2/2/88
 34, Lanell Dawson, vs. TCU, 1/4/86
 33, Shameka Christon, at Ole Miss, 2/29/04
 33, Shameka Christon, vs. #6 LSU, 3/7/03
 33, Wendi Willits, at Georgia, 2/21/99
 33, Christy Smith, vs. Ohio State, 11/19/95
 33, Delmonica DeHorney, vs. Lamar, 3/20/91
 33, Delmonica DeHorney, vs. SW Missouri, 12/19/87
 32, Kimberly Wilson, vs. Pitt, 11/25/94
 32, Delmonica DeHorney, vs. #6 SFA, 3/22/90
 32, Shelly Wallace, vs. Houston, 3/4/89
 32, Shelly Wallace, vs. Texas-San Antonio, 12/3/88
 31, Shameka Christon, at South Carolina, 1/18/04
 31, Shameka Christon, at Alabama, 2/15/04
 31, Christy Smith, vs. Dayton, 1/2/96
 31, Del. DeHorney, vs. #22 Northwestern, 3/16/91
 31, Lisa Martin, vs. #6 Texas, 3/11/89
 31, Bettye Fiscus, vs. Oklahoma City, 3/11/82
 31, Lita Stricklin, vs. Phillips, 2/15/80
 30, Sytia Messer, vs. Memphis, 12/19/97
 30, Kimberly Wilson, vs. LSU, 1/31/96
 30, Christy Smith, vs. Alabama, 3/4/95
 30, Shea Henderson, vs. SMU, 12/21/93
 30, Amber Nicholas, vs. Baylor, 3/6/91
 30, Juliet Jackson, at #6 Georgia, 3/18/90
 30, Lanell Dawson, vs. Providence, 3/20/87
 30, Bettye Fiscus, vs. Delta State, 2/7/83
 30, Bettye Fiscus, vs. New Orleans, 3/13/82
 30, Bettye Fiscus, vs. Wichita State, 2/20/82
 30, Kim Bunge, vs. McNeese, 2/14/81
 30, Lita Stricklin, vs. N' eastern Okla., 2/1/80

\$ -- Most in NCAA tournament game
 * -- Most versus ranked team
 ^ -- Most in SEC regular season game
 ! -- Most in SEC tournament game
 @ -- Most in WNIT/NWIT game
 & -- Most by player off the bench
 (1) -- Most in consecutive games



Shelly Wallace holds the UA women's scoring record for a game as well as the most entries on the high-point list with seven. Shameka Christon and Delmonica DeHorney are next with six each.

Most Assists

Freshman: 172, Amy Wright
 Sophomore: 169, Amber Nicholas
 Junior: 198, Amy Wright
 Senior: 205, Amy Wright

Most Steals

Freshman: 89, Christy Smith
 Sophomore: 88, Lita Stricklin
 Junior: 80, Connie Fitzgerald
 Senior: 95, Tracy Webb

Most Blocked Shots

Freshman: 55, Amanda Holley
 Sophomore: 58, Sarah Watkins
 Junior: 83, Delmonica DeHorney
 Senior: 70, Delmonica DeHorney

RECORDS - EXHIBITION GAME

Arkansas Team Records

Most Points: 109, vs. Spartak-Moscow (11/7/01); vs. Norrkoping (11/6/99)
 Largest Margin: 57, vs. Spartak-Moscow (11/7/01)
 Most Rebounds: 67, vs. Spartak-Moscow (11/7/01)
 Most Assists: 24, vs. Norrkoping (11/6/99)
 Best Field Goal Pct.: .623, vs. Mexico (11/11/86)
 Best 3P Pct.: .400, vs. Northwestern State (10/23/09)
 Best Free Throw Pct.: .833, vs. Mexico (11/11/86)
 Most Steals: 20, vs. Cameron (11/6/05)
 Most Turnovers: 31, vs. Australia (11/18/87)
 Most Blocks: 7, vs. MSSU (11/4/06); vs. AIA (11/16/91)

Arkansas Individual Records

Most Points: 32, Juliet Jackson, vs. Australia. (11/18/89)
 Most Rebounds: 16, Shelly Wallace, vs. Hungary (11/22/88)
 Most Assists: 9, Lakishia Harper vs. Premier Players (11/14/02); Amy Wright, vs. Norrkoping (11/6/99)
 Best Field Goal Pct.:
 (Min. 10 att.) .714 (10-14), Kelly Johnson, vs. AIA (11/5/94)
 (Min. 5 att.) 1.000 (6-6), Lanell Dawson, vs. Mexico (11/11/86)
 Best 3P Pct.: (Min. 10 att.)
 .600 (6-10) Wendi Willits, vs. Norrkoping (11/6/99)
 Best Free Throw Pct.: 1.000 (4-4) Dominique Robinson vs. NW State (10/23/09); (4-4) Erin Gatling, Newman (11/2/11)
 .909 (10-11) Lonniya Bragg, vs. Norrkoping (11/6/99)
 Most Steals: 7, Brittney Vaughn vs. Missouri Southern (11/4/06) (Previous: 6, Brittney Vaughn vs. Cameron (11/6/05)
 Most Turnovers: 9, Blair Savage, vs. Spanish (11/10/90)
 Most Blocked Shots: 4, Stephanie Bloomer, vs. AIA (11/16/91)

Opponent Team Records

Most Points: 101, USA National (12/12/95)
 Most Rebounds: 51, Athletes in Action (11/16/91)
 Most Assists: 27, USA National (12/12/95)
 Best Field Goal Pct.: .564, AIA (11/16/91)
 Best 3P Pct.: .583, DKSK Miskolc (11/16/94)
 Best Free Throw Pct.: .909, Levski Total (11/16/93)
 Most Steals: 19, USA National (12/12/95)
 Most Turnovers: 40, Cameron (11/6/05)
 Most Blocked Shots: 7, Spartak-Moscow (11/10/96)



Stephanie Bloomer

Back in the Day -- Exhibition Games

During the 1980s, teams were allowed to practice away from campus, and Arkansas took full advantage of the rule to play numerous Red-White games across the state. Most of these were played in the former gyms of star Razorbacks, or near home towns of players like Tracy Webb (Batesville) or Bettye Fiscus (Wynne).

The Razorbacks played their first exhibition game in 1984 at the start of the NCAA era against a Korean touring team sponsored by Kolon.

Arkansas stepped up the quality of its exhibition opponent with national teams during the late 1980s, and went on the road to central Arkansas with a pair of games at the former high schools of current Razorbacks. The NCAA changed rules regarding off-campus games in the early 1990s, and all exhibition games returned to Fayetteville.

Twice Arkansas faced Olympic teams. The Razorbacks defeated the Spanish Olympians in 1990, but the most memorable game was against USA Basketball's National Team in 1995. The core of the gold medal 1996 Atlanta Games team thumped the Razorbacks, but it was a once-in-a-lifetime chance to be a part of the special collegiate tour. Among the notables taking the floor were Lisa Leslie, Rebecca Lobo, Sheryl Swoops, Dawn Staley and Jennifer Azzi. It also is the only exhibition game ever played during the regular season -- Dec. 12 -- and made 1995 the only season with three exhibition games.

Until the late 1990s, most of the teams Arkansas faced were high-quality semi-pro teams from around the world, with the exception of the U.S.-based Athletes in Action. AIA made Fayetteville a regular stop on its women's collegiate tour, and the Crusaders remain the team with the most games against Arkansas (8).

The quality of competition from overseas declined at the end of the 1990s, with some teams traveling junior squads filled with high school-aged players. The resulting blowouts, combined with the emergence of regional teams of American former collegians such as Everyone's Internet, saw a decline of the foreign exhibition games that hit bottom with the events of 9/11 in 2001.

However, the greatest change in the exhibition game came in 2004 as the NCAA allowed Division I members to schedule non-Division I college teams as exhibition opponents. While a regular practice during the AIAW era, Arkansas played a non-Division I college with its two exhibition games scheduled for November 2005, taking on nearby Division II members Missouri Southern of Joplin and Cameron University from Lawton, Okla. This marks the first game against a lower division US collegiate team in over two decades (School of the Ozarks on Dec. 11, 2004).

Arkansas has existing series records with the new exhibition opponents, but new games against non-Division I teams will not count against those series marks.

EXHIBITION GAME RESULTS

DATE	OPPONENT	RESULT
11/2/11	Newman University	UA 63-35
11/3/10	Missouri Southern	UA 80-58
10/23/09	Northeastern State	UA 55-48
11/5/09	Rogers State	UA 74-58
11/4/08	Missouri Southern	UA 52-47
11/4/06	Missouri Southern	UA 78-48
11/6/05	Cameron	UA 81-65
11/11/05	Missouri Southern	UA 85-59
11/5/04	Everyone's Internet	EV1 80-77
11/11/04	Athletes in Action	AIA 62-57
11/17/03	Premier Players	PP 86-78
11/11/03	Everyone's Internet	UA 70-66
11/19/02	Athletes in Action	UA 86-76
11/14/02	Premier Players	UA 63-59
11/11/01	Athletes in Action	UA 79-74
11/7/01	Spartak-Moscow	UA 109-52
11/14/00	Athletes in Action	UA 73-50
11/8/00	Australian Institute of Sport	UA 94-76
11/17/99	Athletes in Action	AIA 65-54
11/6/99	Norrkoping (Sweden)	UA 109-69
11/5/98	Athletes in Action	UA 82-62
11/8/98	Myjava (Slovakia)	UA 87-77
11/8/97	Australia-Victoria	UA 84-75
11/19/97	Athletes in Action	AIA 70-65
11/10/96	Spartak-Moscow	UA 78-55
12/12/95	U.S. National Team	USA 101-53
11/12/95	Slovak National Team	UA 80-46
11/5/94	Athletes in Action	UA 78-72
11/16/94	DKSK Miskolc (Hungary)	DKSK 93-88
11/16/93	Levski Total (Bulgaria)	UA 83-81
11/28/92	Cassovia Kosice (Czechoslovakia)	UA 82-73
11/10/91	Auckland (New Zealand)!	UA 81-80
11/16/91	Athletes in Action	AIA 71-62
11/10/90	Spanish Olympic Team*	SP 62-59
11/8/89	Australian National Team*	AUS 78-70
11/22/88	Hungarian National Team	UA 83-81
11/18/87	Australian National Team	AUS 82-56
11/11/86	Mexican National Team	UA 101-68
11/6/84	Kolon (Korea)	UA 86-69

! // Benton, Ark. | | * -- Bryant, Ark.

Versus Opponents

All Exhibition Games	UA leads 28-11
Other NCAA Teams	UA leads 8-0
National Teams	Nationals lead 4-3
Foreign Club Teams	UA leads 8-1
Athletes in Action	UA leads 5-3
Australian Teams	Tied at 2-2
Slovak Teams	UA leads 2-0
Hungarian Teams	Tied at 1-1
European Teams	UA leads 9-1
Pacific Rim Teams	UA leads 4-2
All U.S. Teams	UA leads 10-6
Longest Winning Streak	8 games (2005-present)

RECORDS - NCAA TOURNAMENT

INDIVIDUAL-GAME

Most Points Scored: 39, Delmonica DeHorney (at Stanford, 3/24/90)
 Most Field Goals: 14, Delmonica DeHorney (vs. Lamar, 3/21/91); (vs. SFA, 3/22/90)
 Best Field Goal Pct.: 1.000, (6-6) Delmonica DeHorney (at Georgia, 3/18/90)
 Most Free Throws: 11, Delmonica DeHorney (vs. Northwestern, 3/16/91)
 Best Free Throw Pct. (min. 10 made): 1.000, (11-11) Delmonica DeHorney (vs. N'Western, 3/16/91)
 Most Three-Point Goals: 6, Wendi Willits (vs. Harvard, 3/16/98)
 Best Three-Point Pct.: (Min. 5 made) .750 (6-8), Wendi Willits (vs. Harvard, 3/16/98)
 Most Rebounds: 14, Lonniya Bragg (vs. Baylor, 3/17/01)
 Most Assists: 13, Amber Nicholas (at Stanford, 3/24/90)
 Most Steals: 5, Celia Anderson (vs. Baylor, 3/17/01)
 Most Blocked Shots: 8, Delmonica DeHorney (vs. Northwestern, 3/16/91)

TEAM-GAME

Most Points Scored: 105, vs. Northwestern (3/16/91)
 Least Points Scored: 50, at Washington (3/18/95)
 Most Points Allowed: 114, at Stanford (3/24/90)
 Least Points Allowed: 54, at Washington (3/18/95)
 Largest Margin of Victory: 37, vs. Northwestern (3/16/91)
 Largest Margin of Defeat: 28, vs. Tennessee (3/27/98); at Purdue (3/15/89)
 Most Field Goals: 43, vs. Northwestern (3/16/91)
 Most Field Goal Att.: 76, vs. Northwestern (3/16/91)
 Best Field Goal Pct.: .610, vs. S.F. Austin (3/22/90)
 Worst Field Goal Pct.: .305, vs. Tennessee (3/27/98)
 Best Opponent FG Pct.: .597, at Lamar (3/21/90)
 Worst Opponent FG Pct.: .350, vs. Baylor (3/17/01)
 Most Free Throws: 19, vs. Kansas (3/21/98)
 Most Free Throw Attempts: 27, at Stanford (3/24/90)
 Best Free Throw Pct.: .846, vs. S. F. Austin (3/22/90)
 Worst Free Throw Pct.: .273, at Stanford (3/24/90)
 Most Three-Point Goals: 10, vs. Harvard (3/16/98)
 Most Three-Point Attempts: 20, vs. Harvard (3/16/98)
 Best Three-Point Pct.: .667, vs. S. F. Austin (3/22/90)
 Worst Three-Goal Pct.: .167, vs. USF (3/16/95)
 Best Opponent 3G Pct.: .667, at Stanford (3/24/90)
 Worst Opponent 3G Pct.: .091, vs. Duke (3/23/98)
 Most Rebounds: 47, vs. Dayton (3/18/2012)
 Fewest Rebounds: 27, vs. Kansas (3/21/98)
 Most Opponent Rebounds: 48, vs. Tennessee (3/27/98)
 Least Opponent Rebounds: 28, at Missouri (3/12/86); vs. SFA (3/22/90)
 Highest Rebound Margin: +11 vs. Northwestern (3/15/91)
 Lowest Rebound Margin: -13, at Purdue (3/15/89)
 Most Assists: 29, vs. Stephen F. Austin (3/22/90)
 Most Turnovers: 28, vs. Tennessee (3/27/98)
 Least Turnovers: 7, at Cincinnati (3/23/03)
 Most Opponent Turnovers: 27, vs. Northwestern (3/16/91)
 Least Opponent Turnovers: 9, at Stanford (3/24/90)
 Most Steals: 14, vs. Baylor (3/17/01)
 Most Blocked Shots: 9, vs. UCLA (3/14/90)



Quistelle Williams led Arkansas in scoring against Dayton and Texas A&M in 2012.



Ashley Daniels at the tip of the second round game at Texas A&M in 2012.

NCAA TOURNAMENT RESULTS 2012

Sixth Seed, College Station Region

DATE	OPPONENT	RESULT	SITE	ROUND
March 17, 2012	Dayton	72-55	College Station, Texas	First
March 18, 2012	Texas A&M	59-61	College Station, Texas	Second

2003

Seventh Seed, West Region

DATE	OPPONENT	RESULT	SITE	ROUND
March 23, 2003	at Cincinnati	71-57	Cincinnati, OH	First
March 25, 2003	#5 Texas	67-50	Cincinnati, OH	Second

2002

Sixth Seed, Midwest Region

DATE	OPPONENT	RESULT	SITE	ROUND
March 15, 2002	Clemson	78-68	Manhattan, KS	First
March 17, 2002	at #11 Kansas State	62-82	Manhattan, KS	Second

2001

Ninth Seed, West Region

DATE	OPPONENT	RESULT	SITE	ROUND
March 17, 2001	#24 Baylor	68-59	Durham, NC	First
March 19, 2001	at #5 Duke	54-75	Durham, NC	Second

1998

Ninth Seed, West Region

DATE	OPPONENT	RESULT	SITE	ROUND
March 14, 1998	#20 Hawai'i	76-70	Palo Alto, CA	First
March 16, 1998	Harvard	82-64	Palo Alto, CA	Second
March 21, 1998	Kansas	79-63	Oakland, CA	Regional
March 23, 1998	#8 Duke	77-72	Oakland, CA	Finals
March 27, 1998	#1 Tennessee	58-86	Final Four	Semifinals

1995

Sixth Seed, Midwest Region

DATE	OPPONENT	RESULT	SITE	ROUND
March 16, 1995	San Francisco	67-58	Seattle, WA	First
March 18, 1995	at #14 Washington	50-54	Seattle, WA	Second

1991

Third Seed, Midwest Region

DATE	OPPONENT	RESULT	SITE	ROUND
First Round Bye				
March 16, 1991	#22 Northwestern	105-68	Fayetteville, AR	Second
March 21, 1991	#24 Lamar	75-91	Austin, TX	Regional

1990

Seventh Seed, West Region

DATE	OPPONENT	RESULT	SITE	ROUND
March 14, 1990	UCLA (OT)	90-80	Fayetteville, AR	First
March 18, 1990	at #7 Georgia	87-81	Athens, GA	Second
March 22, 1990	#6 SF Austin	87-82	Palo Alto, CA	Regional
March 24, 1990	at #2 Stanford	87-114	Palo Alto, CA	Finals

1989

12th Seed, Midwest Region

DATE	OPPONENT	RESULT	SITE	ROUND
March 15, 1989	at #5 Purdue	63-91	W. Lafayette, IN	First

1986

Eighth Seed, Midwest Region

DATE	OPPONENT	RESULT	SITE	ROUND
March 12, 1986	at Missouri	65-66	Columbia, MO	First

RECORDS - WNIT TOURNAMENT

Individual-Game

Most Points Scored: 35, Wendi Willits (vs. Oklahoma, 3/14/99)
 Most Field Goals: 12, Sarah Pfeifer (vs. Ark. St., 3/21/05); 12, Wendi Willits (vs. Oklahoma, 3/14/99)
 Best Field Goal Pct. (10 min.): .692 (9-13), Lonniya Bragg (vs. Drake, 3/20/99)
 1.000 (9-9), Lonniya Bragg (vs. Georgia Tech, 3/21/00)
 Most Free Throws: 8, Sytia Messer (vs. Okla., 3/14/99), Whitney Jones (vs. Okla. State, 3/23/09)
 Best Free Throw Pct.: [5 min.] .889 (8-9), Wendi Willits (vs. Missouri, 3/18/00)
 Most Three-Point Goals: 7, Wendi Willits (vs. Oklahoma, 3/14/99)
 Best 3PT Pct.: [5 min.] .500 (3-6), India Lewis (vs. Georgia Tech, 3/21/00 & vs. Missouri, 3/18/00)
 Most Rebounds: 14, Sarah Watkins (vs. Lamar, 3-17-11)
 Most Assists: 11, Amy Wright (vs. Northwestern St., 3/12/99)
 Most Steals: 5, Whitney Jones (vs. Okla. State, 3/23/09), Chrisstasia Walter (at ORU, 3/23/11)
 Most Blocked Shots: 4, Sarah Watkins (vs. Lamar, 3-17-11)

Team-Game

Most Points Scored: 97, vs. Missouri (3/18/00)
 Least Points Scored: 59, at Kansas (3/23/09)
 Most Points Allowed: 98, at Ark. St. (3/21/05)
 Least Points Allowed: 48, vs. UNLV (3/18/05)
 Largest Margin of Victory: +26 (91-65) vs. Lamar (3/17/11)
 Largest Margin of Defeat: -21 (62-83), vs. Florida (3/25/99)
 Most Field Goals: 35 vs. Lamar (3/17/11)
 Most Field Goal Att.: 75, at Ark. St. (3/21/05)
 Best Field Goal Pct.: .538 (28-52), vs. Georgia Tech (3/21/00)
 Worst Field Goal Pct.: .301 (22-73), vs. Okla. State (3/23/09)
 Best Opponent FG Pct.: .567 (34-60), vs. Florida (3/25/00)
 Worst Opponent FG Pct.: .339 (20-59), vs. UNLV (3/18/05)
 Most Free Throws: 23, vs. Oklahoma (3/14/99)
 Most Free Throw Attempts: 42, vs. Oklahoma (3/14/99)
 Best Free Throw Pct.: .783 (18-23) vs. Georgia Tech (3/21/00)
 Worst Free Throw Pct.: .548 (23-42), vs. Oklahoma (3/14/99)
 Most Three-Point Goals: 8, vs. Oklahoma (3/14/99); vs. Lamar (3/17/11)
 Most Three-Point Attempts: 28, vs. Lamar (3/17/11)
 Best Three-Point Pct.: .500 (13-26), vs. Lamar (3/17/11)
 Worst Three-Goal Pct.: .143 (1-7), vs. UNLV (3/18/05)
 Best Opponent 3G Pct.: .500 (7-14), vs. Florida (3/25/00)
 Worst Opponent 3G Pct.: .083 (1-12), vs. UNLV (3/18/05)
 Most Rebounds: 59, vs. Lamar (3/17/11)
 Fewest Rebounds: 29, vs. GTU (3/21/00); vs. Florida (3/25/00)
 Most Opponent Rebounds: 46, vs. Wisconsin (3/23/99); vs. Missouri (3/18/00)
 Least Opponent Rebounds: 22, at ORU (3/23/11)
 Highest Rebound Margin: +23, Lamar (3/17/11)
 Lowest Rebound Margin: -15, vs. Wisconsin (3/23/99)
 Most Assists: 23, Lamar (3/17/11)
 Most Turnovers: 24, vs. Georgia Tech (3/21/00)
 Least Turnovers: 10, at Kansas (3/26/09), 10, at Mo. State (3/20/11)
 Most Opponent Turnovers: 32, vs. Drake (3/20/99)
 Lowest Opponent Turnovers: 12, Lamar (3/17/11)
 Highest Turnover Margin: +16, vs. Drake (3/20/99)
 Lowest Turnover Margin: -1, vs. Georgia Tech (3/21/00), vs. Lamar (3/17/11)
 Most Steals: 16, vs. Okla. State (3/23/09)
 Most Blocked Shots: 9, Lamar (3/17/11)
 Most Fouls: 32, at Ark. St. (3/21/05)



Kamara Stancle and the 1999 WNIT trophy

All Postseason Tournaments

NCAA Tournaments: 9 appearances, 12-9
 WNIT Tournament: 5 appearances, 11-3
 NWIT Tournament: 2 appearances, 4-2
 AIAW Tournament: 3 appearances, 2-4

By the Round

First Round: 14-4 (NCAA: 6-2; WNIT: 5-0; NWIT: 2-0; AIAW: 1-2)
 Second Round: 7-8 (NCAA: 3-4; WNIT: 3-2; NWIT: 1-1; AIAW: 0-1)
 Third Round: 7-2 (NCAA: 2-1; WNIT: 3-0; NWIT: 1-1; AIAW: 1-0)
 Fourth Round: 2-3 (NCAA: 1-1; WNIT: 1-1; AIAW: 0-1)
 Fifth Round: 1-1 (NCAA: 0-1; WNIT: 1-0)

Consecutive Wins in Opening Game: 11 (10 first rounds plus second round in 1991)
 (Last opening round loss: March 15, 1989, at Purdue, NCAA first round)

WNIT RESULTS

2011

DATE	OPPONENT	RESULT	SITE	ROUND
March 17, 2011	Lamar	91-65	Fayetteville, AR	First
March 20, 2011	Missouri State	65-64	Springfield, MO	Second
March 23, 2011	Oral Roberts	78-59	Tulsa, OK	Third
March 27, 2011	Illinois State	49-60	Normal, IL	Quarters

2009

DATE	OPPONENT	RESULT	SITE	ROUND
March 23, 2009	Oklahoma State	61-60 (OT)	Fayetteville, AR	Second*
March 26, 2009	Kansas	59-75	Lawrence, KS	Third

*Arkansas had a bye in the first round

2005

DATE	OPPONENT	RESULT	SITE	ROUND
March 18, 2005	UNLV	61-48	Fayetteville, AR	First
March 21, 2005	Ark. St.	84-98	Jonesboro, AR	Second

2000

DATE	OPPONENT	RESULT	SITE	ROUND
March 15, 2000	Wichita State	83-63	Fayetteville, AR	First
March 18, 2000	Missouri	89-88 (OT)	Fayetteville, AR	Second
March 21, 2000	Georgia Tech	78-67	Fayetteville, AR	Quarters
March 25, 2000	Florida	62-83	Fayetteville, AR	Semis

1999 -- WNIT CHAMPION

DATE	OPPONENT	RESULT	SITE	ROUND
March 12, 1999	Northwestern St.	78-60	Fayetteville, AR	First
March 14, 1999	Oklahoma	97-93 (OT)	Fayetteville, AR	Second
March 17, 1999	Rice	76-70	Fayetteville, AR	Quarters
March 20, 1999	Drake	80-54	Fayetteville, AR	Semis
March 23, 1999	Wisconsin	67-64	Fayetteville, AR	Finals

NWIT

All games played at the Amarillo Civic Center, Amarillo, Texas

1996

DATE	OPPONENT	RESULT	SITE	ROUND
March 21, 1996	Princeton	83-51	Opening Round	
March 22, 1996	Arizona	77-80	Semifinals	
March 23, 1996	LSU	63-91	Third Place Game	

1987 -- NWIT CHAMPION

DATE	OPPONENT	RESULT	SITE	ROUND
March 19, 1987	Montana	82-74	Opening Round	
March 20, 1987	Providence	101-91	Semifinals	
March 21, 1987	California	112-80	Championship Game	

AIAW

1982 -- AIAW SWEET 16

DATE	OPPONENT	RESULT	SITE	ROUND
March 11, 1982	Okla. City	78-67	Lubbock, TX	SW Regional
March 12, 1982	Wayland Bapt.	57-61	Lubbock, TX	SW Regional
March 13, 1982	New Orleans	76-74	Lubbock, TX	SW Regional
March 21, 1982	California	62-66	Berkeley, CA	Western Sec.

1981

DATE	OPPONENT	RESULT	SITE	ROUND
March 14, 1981	Oral Roberts	57-59	Tulsa, OK	SW Regional

1980

DATE	OPPONENT	RESULT	SITE	ROUND
March 6, 1980	Texas Tech	46-74	Baton Rouge, LA	SW Regional



1987 NWIT Champs

RECORDS - BUD WALTON ARENA

BUD WALTON ARENA

The Basketball Showcase of Mid-America

At \$35 million, Bud Walton Arena was the basketball palace of mid-America in 1993, but in 2008-09 Walton Arena underwent a multi-million dollar renovation of the lower seating area. Along with new reserved seats and floor logos, ribbon boards on the upper concourse and a new message board scorers table help to keep the arena the finest in the Southeastern Conference.

Designed to replicate the intimate and intimidating atmosphere of Barnhill Arena, but accommodate the overwhelming demand for basketball tickets at Arkansas, the result was a fan-friendly 19,200-seat arena whose acoustics focus the roar of the Razorback fans to the floor. Among the other features are over 40 private skyboxes, a lower-level capacity of 12,250 and the furthest seat closer in Walton than the worst seat in 9,000-seat Barnhill.

Arkansas hosted the 1994 NCAA Midwest Regional during Walton Arena's inaugural season. In 1995, the Razorback women's basketball team hosted all four rounds of the Preseason Women's NIT -- thanks in large part to the excellent accommodations provided by Bud Walton Arena. It all paled in comparison to the 1999 Women's NIT as Arkansas hosted all five rounds of the postseason event, including an all-time UA and then WNIT record 14,163 fans for the championship game versus Wisconsin. The 1999 WNIT semifinals and finals alone saw over 23,000 fans attend the two games, helping the Razorbacks to a new all-time attendance record of 77,001 total fans. Arkansas also hosted four rounds of the 2000 WNIT at Walton.



A season-best 6,149 fans came out to Bud Walton Arena Jan. 30, 2011, to watch the Razorbacks take on No. 5 Tennessee.

ARKANSAS HOME GAME STREAKS

Longest Winning Streak: (20 or more games)
23 games (Feb. 3, 1990 to Dec. 19, 1991)
21 games (1981 to 1984)
Longest Losing Streak: 6 games (2009-10)

HOME GAME RECORDS VERSUS

(Records since NCAA membership, 1982-83 season)

Unranked Teams: 282-35 (.893)
Cons. Wins vs. Unranked Teams: 30 (1982-1985)
Current Streak: 1 (2011-12)
Ranked Teams: 30-56
Last Five Years: 7-43
Cons. Wins vs. Ranked Teams: 3 (1990-91; 1995-96; 2001-02)
Non-Conference Teams: 182-14 (.929)
Non-Conference Teams, Last 5 Years: 68-8 (.895)
Cons. Wins Vs. Non-Conference Teams:
26 games (12/7/01 to 12/21/09)
Previous: 19 (1983-1988)
[Current :25 thru 2012]
Unranked, Non-Conference Teams: 167-9 (.949)

RAZORBACKS IN FAYETTEVILLE

1976-77	6-0
1977-78	8-1
1978-79	4-3
1979-80	7-3
1980-81	7-6
1981-82	12-0
1982-83	9-0
1983-84	11-2
1984-85	12-2
1985-86	11-1
1986-87	10-1
1987-88	9-4
1988-89	9-2
1989-90	11-3
1990-91	14-0
1991-92	9-3
1992-93	10-4
Barnhill	159-35

< BARNHILL

1993-94	9-4
1994-95	10-2
1995-96	14-4
1996-97	12-3
1997-98	10-3
1998-99	15-4
1999-2000	12-5
2000-01	9-3
2001-02	12-2
2002-03	12-2
2003-04	7-4
2004-05	10-4
2005-06	9-4
2006-07	7-6
2007-08	10-6
2008-09	12-5
2009-10	5-7
2010-11	12-6
2011-12	14-2
Bud Walton	201-76
TOTAL	360-111

BUD WALTON >

SEASON AVERAGES

SEASON	AVG.	SEC ONLY	GAMES	ATT.	RANK
2011-12	2,127	2572	16	34,035	N/A
2010-11	1,886	2,293	18	33,944	N/A
2009-10	1,901	2,041	12	22,808	79th
2008-09	1,793	2,469	17	30,484	N/A
2007-08	2,426	2,945	16	38,809	N/A
2006-07	2,395	2,893	13	31,135	N/A
2005-06	2,419	3,015	13	31,442	47th
2004-05	2,775	3,664	14	38,816	42nd
2003-04	3,523	4,268	11	38,752	29th
2002-03	4,676	6,019	14	70,133	19th
2001-02	3,378	4,318	14	47,292	23rd
2000-01	3,247	3,878	12	41,281	31st
1999-2000	3,714	4,301	17	63,144	21st
1998-99	4,053	4,230	19	77,001	20th
1997-98	5,061	6,476	13	65,796	12th
1996-97	3,852	5,896	15	57,778	18th
1995-96	4,174	4,532	16*	66,780	17th
1994-95	5,094	7,311	12	61,125	11th
1993-94	3,806	3,886	13	49,482	18th
1992-93	2,508	3,892	14	35,106	22nd
1991-92	2,897	3,692	12	34,763	14th
1990-91	2,964		14	41,496	12th
1989-90	1,754		14	24,556	17th
1988-89	917		11	10,094	
1987-88	620		14	8,683	
1986-87	885		11	9,736	
1985-86	701		11	7,006	
1984-85	771		14	10,025**	
1983-84	1,076		13	13,989**	
1982-83	557		9	5,015**	
1981-82	366		12	4,401**	

**Attendance records prior to 1985 are incomplete

* — Double-headers not included Rank in Division I

RECORDS - BUD WALTON ARENA

Women's Individual Game Records for Bud Walton Arena

Points:	40 by Phylesa Whaley, Oklahoma vs. Arkansas, 3/14/99
Field Goals:	14 by Jillian Robbins, Tulsa vs. Arkansas, 12/2/05
Field Goal Attempts:	24 by four athletes. Most recent: Alesha Causey, Alcorn St. vs. Arkansas, 12/31/96
Three Point Goals:	8 by Brittney Ezell, Alabama, vs. Arkansas, 1/11/98; 8 by Wendi Willits, Arkansas vs. ORU, 11/28/98 8 by Lyndsay Harris, Arkansas vs. Georgia, 1/13/11
Three Point Attempts:	17 by Brittney Ezell, Alabama, vs. Arkansas, 1/11/98
Free Throws:	19 by Dena Head, DKS K Miskolc vs. Arkansas, 11/16/94
Free Throw Attempts:	24 by Dena Head, DKS K Miskolc vs. Arkansas, 11/16/94
Free Throw % (Min. 8 att.):	1.000 (8-8) by Ayana Brereton, Arkansas vs. Alabama, 2/22/09 (most recent)
Total Rebounds:	22 by Jillian Robbins, Tulsa vs. Arkansas, 12/2/05
Offensive Rebounds:	8 by Yolanda Dickson, Arkansas vs. Texas-Pan American, 2/15/94
Defensive Rebounds:	14 by Donna White, Mississippi Valley State, vs. Northwestern State (La.), 12/17/93
Assists:	14 by India Lewis, Arkansas vs. Howard, 2/15/01
Turnovers:	11 by Karey Faubion, TCU vs. Arkansas, 2/1/95; Le'Della English, UNO vs. Arkansas, 12/21/05
Steals:	8 by Brittney Vaughn, Arkansas. vs. Bama, 1/18/07; Kristin Moore, Arkansas vs. WKU, 12/28/04
Blocks:	7 by Lauren Ervin, Arkansas vs. La-Monroe, 11/13/06

Bud Walton Arena Women's Team Records

ARKANSAS RAZORBACKS			OPPONENTS		
Points 1st Half:	High	60 vs. Norrkopping (11/6/99)	54 by Illinois (1/8/97)		
	Low	11 vs. Tennessee (1/8/12)	12 by UNO (12/21/05)		
Points 2nd Half:	High	61 vs TCU (2/1/95)	64 by #13 Georgia (2/23/06)		
	Low	15 vs #22 Auburn (1/25/04)	12 by South Alabama (11/20/98)		
Total Points:	High	110 vs Providence (11/16/98)	100 by Illinois (1/8/97)		
	Low	38 vs. Tennessee (1/8/12)	34 by Texas-Arlington (11/16/11)		
Field Goals Made:	High	42 vs La.-Monroe (11/17/01)	36 by Illinois (1/8/97)		
	Low	10 vs. Tennessee (1/8/12)	11 by St. Louis (12/18/96); ULM (11/17/01)		
			11 by ORU (12/10/11)		
Field Goals Att:	High	102 vs Spartak (11/7/01)	81 by #17 Auburn (2/20/96)		
	Low	46 vs Ole Miss (1/1/04)	31 by LSU (2/16/12)		
FG Percentage:	High	.618 vs La.-Monroe (11/17/01)	.644 by Missouri (12/30/97)		
	Low	.182 (10-55) vs. Tennessee (1/8/12)	.234 (18-77) by Morgan State (12/19/11)		
3-Pt Field Goals:	High	15 vs Providence (11/16/99)	13 vs. Florida (3/19/09)		
	Low	0 vs St. Mary's (12/2/94)	0 by several (most rec., #3 LSU, 2/2/06)		
3-Pt FG Attempted:	High	32 vs #2 Tennessee (2/26/04)	31 by #16 Georgia (2/8/04)		
	Low	1 vs St. Mary's (12/2/94)	1 by LSU (2/7/94)		
3-Pt FG Percentage:	High	.875 vs Vanderbilt (1/23/00)	.643 by #2 Tennessee (2/26/04)		
	Low	.000 vs St. Mary's (12/2/94)	.000 by several (most rec., LSU, 1/8/09)		
Free Throws:	High	33 vs Ohio St. (11/19/95)	25 by five (most rec., #3 LSU, 2/19/06)		
	Low	2 vs #22 Auburn (1/25/04); #20 Vandy (1/8/06)	2 by Miss Valley (2/13/02)		
Free Throws Att.:	High	43 vs. Miss Valley (2/13/02)	38 by #2 Tenn. (2/7/95)		
	Low	5 vs #22 Auburn (1/25/04)	3 by Alcorn (12/31/96)		
Free Throw Pct.:	High	1.000 vs #24 Florida (1/16/06)	1.000 by UK [6-6] (2/4/95); UL [9-9] (11/21/98)		
	Low	.222 (2-9) vs. MVSU (12/5/08)	.143 by Florida A&M (11/24/95)		
Offensive Rebounds:	High	28 vs UTPA (2/15/94)	31 by #2 Tennessee (12/17/98)		
	Low	5 vs Miss. St. (2/26/95)	4 by #14 LSU (2/11/01); Memphis (12/1/01)		
Defensive Rebounds:	High	34 vs Howard (2/15/01); UNO (12/17/93)	40 by #2 Tennessee (2/26/04)		
	Low	8 vs. Georgia (2/20/98)	9 by Kentucky (1/16/00)		
Total Rebounds:	High	67 vs. Spartak (11/7/01)	61 by Tulsa (12/2/05)		
	Low	21 vs. LSU (2/16/12)	22 by Kentucky (1/16/00)		
Assists:	High	29 vs Providence (11/16/98); ULM (11/17/01)	29 by Northwestern St. (11/15/95)		
	Low	4 vs. LSU (1/8/09)	4 by La-Monroe (11/17/01)		
Blocked Shots:	High	11 vs USC (2/8/07); Ole Miss (2/4/07)	10 by #6 Florida (2/8/01)		
	Low	0 at Georgia (2/8/09)	NA		
Steals:	High	28 vs Western Ky. (11/28/04)	20 by Northwestern St. (11/15/95)		
	Low	2 vs. Ole Miss (3/15/09)	0 by #6 Tennessee (12/29/96); Utah (11/20/11)		
Turnovers:	High	27, four times (McNeese, 12/30/04)	45 by Alabama State (11/19/04)		
	Low	4 vs. Utah (11/20/11)	3 by Western Michigan (12/9/01)		
Personal Fouls:	High	29 vs La-Monroe (11/17/01)	34 by Oklahoma (WNIT) (3/14/99)		
	Low	8 vs LSU (1/6/98)	11 by Wofford (2/10/97)		

LANDMARK FAYETTEVILLE GAMES

	DATE	OPPONENT	RESULT		DATE	OPPONENT	RESULT
1st Game	Dec. 11, 1976	John Brown	UA 75-67	350th Game	Feb. 8, 2004	Georgia	UA 71-63
50th Game	Jan. 2, 1982	Kansas State	UA 68-53	400th Game	Dec. 29, 2008	Western Ill.	UA 70-53
100th Game	Jan. 14, 1986	Houston	UA 66-60	1st Win	Dec. 11, 1976	John Brown	UA 75-67
150th Game	Feb. 7, 1989	Texas	UT 67-87	50th Win	Feb. 5, 1983	Middle Tenn.	UA 73-72
175th Game	Jan. 9, 1992	Colorado	UA 65-51	100th Win	Dec. 19, 1987	SW Missouri	UA 85-71
194th Game	Mar. 1, 1993	Oral Roberts	UA 96-60*	150th Win	Dec. 4, 1992	North Texas	UA 105-58
195th Game	Dec. 8, 1993	DePaul	UA 80-68!	200th Win	Dec. 31, 1996	Alcorn St.	UA 90-56
200th Game	Jan. 19, 1994	Tulane	UA 71-59	250th Win	Feb. 24, 2001	Ole Miss	UA 82-64
250th Game	Feb. 10, 1997	Wofford	UA 76-39	300th Win	Jan. 26, 2006	#24 Florida	UA 69-63
300th Game	March 21, 2000	Ga. Tech	UA 78-67	*First women's game in Barnhill Arena; !First women's game in Bud Walton Arena			

TOP HOME CROWDS

(DH games are not included -- Walton games in Bold)

1.	14,163	Wisconsin	3/23/99	(UA 67-64) (WNIT Championship; Est. new WNIT all-game mark)
2.	11,486	LSU	1/19/03	(UA 78-72) (Arkansas upsets #2 in front of top regular-season crowd)
3.	11,410	Auburn	2/8/98	(UA 71-63) (Women in Sport Day draws record crowd on TV)
4.	11,014	Tennessee	1/30/03	(UT 92-79) (#4 holds off furious UA comeback; w/LSU first b-2-b 10K)
5.	9,041	Drake	3/20/99	(UA 80-56) (WNIT semifinals; turnout lands UA championship)
6.	8,506	Vanderbilt	2/19/95	(UA 73-71) (Johnson with 2.2 in OT for win, VU #8)
7.	8,461	SW Missouri	12/29/93	(UA 69-66) (Wilson's last second shot for win, SMSU #23)
8.	8,288	Tennessee	12/29/96	(UA 77-75) (UT #6, def. & future nat. champions, UA #22)
9.	8,212	Tennessee	2/7/95	(UT 87-67) (Top 20 showdown; UA #20, UT #2)
10.	7,878	Vanderbilt	1/18/98	(VU 85-80) (Another OT thriller with Commodores, VU #6)
11.	7,721	Florida	1/28/95	(UA 72-66) (In-season back-to-back top 25 wins, UF #13)
12.	7,541	Kentucky	1/25/97	(UA 88-55) (Girl Scout and Springdale days)
13.	7,427	Kentucky	2/4/95	(UA 62-56) (Bloomer double-double)
14.	7,318	Miss. State	2/26/95	(UA 86-63) (Senior day and camper reunion day)
15.	7,160	S. Carolina	1/12/03	(UA 67-58) (UA rips #13 USC; begins best SEC start to date)
16.	7,122	Ole Miss	2/16/97	(UA 71-62) (WNBA coach of year Van Chancellor's last at Walton)
17.	7,121	Georgia	2/24/02	(UA 66-45) (Senior Day produces first home win over #23 Georgia)
18.	7,025	Colorado	11/21/95	(CU 73-71) (Preseason WNIT title game, CU #11)
19.	6,980	South Carolina	2/12/09	(UA 58-54) (2nd of five consecutive SEC wins)
20.	6,847	SW Missouri	12/10/95	(UA 65-58) (Another Ozark shootout runs UA mark to 9-1)
21.	6,819	Texas	1/8/91	(UA 76-61) (W.A.R. II night, UT #15, Barnhill high game)
22.	6,714	Kentucky	1/30/99	(UA 74-69) (Crowd lifts Arkansas to overtime win)
23.	6,698	Georgia	2/20/00	(UG 72-69) (#3 UG trails at halftime, escapes with win late)
24.	6,687	Tennessee	1/7/01	(UT 76-61) (Tennessee ranked #2, Arkansas rallies in second)
25.	6,680	Georgia	2/24/96	(UG 87-54) (Georgia ranked #2, clinches SEC title)
26.	6,549	Auburn	1/22/94	(AU 66-57) (Auburn ranked #23)
27.	6,335	Georgia	2/20/98	(UG 86-81) (Senior Night provides an overtime nail biter)
28.	6,330	S. Carolina	1/24/98	(UA 86-67) (Girl Scout Day and Parents Weekend)
29.	6,327	Texas	1/24/90	(UT 84-75) (W.A.R. I night, Texas ranked #5)
30.	6,234	Kentucky	2/6/00	(UA 83-70) (Elementary Day and National Bring a Kid to the Game)
31.	6,197	Vanderbilt	1/14/96	(VU 65-60) (First of two 1996 games with AP's #2 team)
32.	6,149	Tennessee	1/30/11	*UT 72-53) (Tennessee ranked #5)
33.	5,847	LSU	2/11/92	(UA 74-66) (Border W.A.R. night)
34.	5,839	Tennessee	2/20/05	(UT 84-71) (Tennessee ranked #6, but not highest ranked team at UA)
35.	5,579	Ole Miss	1/30/05	(UT 84-71) (SweatHawks promotion, Ole Miss SEC west partner)

RECORDS - BARNHILL ARENA

BARNHILL ARENA

A Tough Place To Play

It seemed appropriate that the final basketball event at John Barnhill Arena was a women's basketball game and a women's basketball banquet.

As fate would have it, it was a girls' basketball game back in 1977 that was the first hoops contest played in the newly-renovated and expanded home court for the Razorback men's and women's basketball.

Betsy Broyles' Fayetteville High team played days before the first men's or women's college game in what would become known as one of the most feared home courts in modern collegiate basketball.

The next year, Betsy would become the first high school recruit to accept a scholarship to play women's basketball at the University.

On Dec. 7, 1993, she and over 30 former letterwinners returned for A Moment in Time, a banquet to honor women's basketball in Barnhill. It was the evening prior to the women's opener in Bud Walton Arena against DePaul.

During the 17 years between her first and most recent appearances in Barnhill, The Barn was the site of many great moments of women's basketball history.

Arkansas was undefeated in its first home season (6-0) and in three subsequent years (1981-82, 1982-83 and 1990-91).

The women's basketball team set its home consecutive win streak at 21 games from 1981 to 1984.

That streak was broken with 23 in the early 1990s, and for a brief period of time, Barnhill Arena was the home of the longest active women's home winning streak.

Since the start of the NCAA era in 1982-83, only eight unranked teams managed wins in Barnhill (out of 118 who tried).

Some 194 women's varsity collegiate basketball games were played in Barnhill Arena, with the last game a 96-60 win over Oral Roberts on March 1, 1993.

The last varsity basketball game played at Barnhill was a women's contest as Arkansas won an exhibition game over the Bulgarian team of Levski Total, 83-81, on Nov. 16, 1993.

The Spirit of Barnhill lives on both at Bud Walton Arena, and at Barnhill. "The Barn" received a new tenant in 1994 with the start of varsity volleyball at Arkansas. Thanks in large part to its home court advantage, the inaugural Razorback volleyball team won the SEC Western Division title providing a new banner for the old rafters. Gymnastics enjoyed a similar Barnhill boost in 2006. With the inaugural senior class, Arkansas upset national powerhouse UCLA to advance to the NCAA Championship at the Barnhill-hosted NCAA South Central Regional.



TEAM RECORDS

Points: 115 vs. Oral Roberts (2/19/87)
Rebounds: 74 vs. Mississippi Valley St. (11/24/89)
Field Goals Made: 45 vs. Cottey College (2/2/78)
vs. ORU (2/19/87)
Field Goals Attempted: 97 vs. Cottey (2/2/78)
Field Goal Percentage: .680 vs. Ole Miss (34 of 50) (12/15/90)
3-Pt. Goals: 8 vs. Alabama (2/22/92)
3-Pt. Goals Attempted: 21 vs. Alabama (2/22/92)
3-Pt. Goal Pct.: .625 vs. Miss Valley (5-8) (12/10/88)
Free Throws Made: 29 vs. Grambling (12/17/81)
Free Throws Attempted: 43 vs. Miss. Valley (11/24/89)
Free Throw Pct.: .950 vs. McNeese (21-22) (2/14/81)
Fouls: 31 vs. North Texas (12/4/92)
Assists: 30 vs. Northwestern (3/16/91)
Steals: 26 vs. TCU (1/11/83)
Turnovers: 32 vs. Grambling (12/17/81) vs.
Eastern Okla. (1/18/80)
Blocked Shots: 11 vs. SW Missouri (12/19/87)

INDIVIDUAL RECORDS

Points: 36, Shannon Jones (vs. Wash. St., 12/31/92)
Rebounds: 22, Shelly Wallace (vs. SMU, 2/13/88)
Field Goals Made: 14, Bettye Fiscus (vs. Wichita, 2/20/82)
Shelly Wallace (vs. Texas Tech, 2/2/88)
Field Goals Attempted: 26, Debbie Roe (vs. Ark. State, 2/28/78)
3-Pt. Goals: 6, Sha Hopson (vs. Auburn, 1/11/92)
3-Pt. Attempts: 10, Lisa Martin (vs. UH, 3/4/89)
Free Throws: 16, Shelly Wallace (vs. UH, 3/4/89)
Free Throw Att.: 20, Shelly Wallace (vs. UH, 3/4/89)
Free Throw Pct.: 1.000 (11 of 11) Delmonica DeHorney
(vs. Northwestern, 3/16/91)
Assists: 14, Amber Nicholas (vs. Ole Miss, 12/15/90)
Steals: 12, Amanda Holley (vs. TCU, 1/11/83)
Blocked Shots: 9, Robyn Irwin (vs. SW Mo., 12/19/88)



RECORDS - ANNUAL LEADERS

POINTS

2011-12	C'eira Ricketts	373
2010-11	C'eira Ricketts	372
2009-10	Charity Ford	378
2008-09	C'eira Ricketts	402
2007-08	Ayana Brereton	344
2006-07	Lauren Ervin	395
2005-06	Dominique Washington	246
2004-05	Sarah Pfeifer	383
2003-04	Shameka Christon*	611
2002-03	Shameka Christon	496
2001-02	Shameka Christon	517
2000-01	Wendi Willits	430
1999-2000	Wendi Willits	451
1998-99	Wendi Willits	470
1997-98	Karyn Karlin	501
1996-97	Kimberly Wilson	434
1995-96	Kimberly Wilson	502
1994-95	Stephanie Bloomer	417
1993-94	Kimberly Wilson	384
1992-93	Shea Henderson	252
1991-92	Amber Nicholas	276
1990-91	Delmonica DeHorney*	583
1989-90	Delmonica DeHorney*	581
1988-89	Shelly Wallace	692
1987-88	Shelly Wallace	463
1986-87	Lanell Dawson	453
1985-86	Lanell Dawson	344
1984-85	Bettye Fiscus	554
1983-84	Amanda Holley	411
1982-83	Bettye Fiscus	476
1981-82	Bettye Fiscus	655
1980-81	Cheryl Orcholski	319
1979-80	Lita Stricklin	442
1978-79	Lita Stricklin	365
1977-78	Debbie Roe	300

REBOUNDS

2011-12	Ashley Daniels	210
2010-11	Ashley Daniels	248
2009-10	Ashley Daniels	184
2008-09	Whitney Jones	247
2007-08	Whitney Jones	211
2006-07	Lauren Ervin	319
2005-06	Melissa Hobbs	142
2004-05	Danielle Allen	166
2003-04	Shameka Christon	195
2002-03	Shameka Christon	194
2001-02	Shameka Christon	193
2000-01	Lonniya Bragg	221
1999-2000	Lonniya Bragg	204
1998-99	Lonniya Bragg	168
1997-98	Karyn Karlin	181
1996-97	Karyn Karlin	193
1995-96	Sytia Messer	177
1994-95	Stephanie Bloomer	225
1993-94	Yolanda Dickson	199
1992-93	Stephanie Bloomer	168
1991-92	Stephanie Bloomer	144
1990-91	Blair Savage	217
1989-90	Delmonica DeHorney	203
1988-89	Shelly Wallace*	381
1987-88	Shelly Wallace	329
1986-87	Bronwyn Wynn	121
1985-86	Sheila Burkes	194
1984-85	Monica Brown	106
1983-84	Amanda Holley	187
1982-83	Amanda Holley	212
1981-82	Bettye Fiscus	282
1980-81	Monica Van Parys	183
1979-80	Lita Stricklin	190
1978-79	Lita Stricklin	175
1977-78	Marsha Lackey-Vining	173

ASSISTS

2011-12	C'eira Ricketts	143
2010-11	C'eira Ricketts	127
2009-10	C'eira Ricketts	121
2008-09	C'eira Ricketts	125
2007-08	Brittney Vaughn	128
2006-07	Brittney Vaughn	176
2005-06	Brittney Vaughn	120
2004-05	Kristin Peoples	96
2003-04	Rochelle Vaughn	156
2002-03	Lakishia Harper	150
2001-02	Amy Wright	205
2000-01	Amy Wright	198
1999-2000	Amy Wright	142
1998-99	Amy Wright	172
1997-98	Christy Smith	146
1996-97	Christy Smith	131
1995-96	Kimberly Wilson	127
1994-95	Christy Smith	133
1993-94	Shea Henderson	123
1992-93	Shea Henderson	68
1991-92	Amber Nicholas	89
1990-91	Amber Nicholas	180
1989-90	Amber Nicholas	169
1988-89	Donna Wilson	186
1987-88	Donna Wilson	146
1986-87	Tracy Webb	173
1985-86	Tracy Webb	86
1984-85	Tracy Webb	104
1983-84	Tracy Webb	61
1982-83	Cheryl Orcholski	101
1981-82	Doris Gaiser	61
1980-81	Leah Gordon	91
1979-80	Kathy Caton	72
1978-79	Kathy Caton	62
1977-78	Marsha Lackey-Vining	74

STEALS

2011-12	C'eira Ricketts	88
2010-11	C'eira Ricketts	77
2009-10	C'eira Ricketts	73
2008-09	C'eira Ricketts	82
2007-08	Brittney Vaughn	58
2006-07	Brittney Vaughn	71
2005-06	Brittney Vaughn	43
2004-05	Rochelle Vaughn	63
2003-04	Rochelle Vaughn	57
2002-03	India Lewis	68
2001-02	India Lewis	72
2000-01	Amy Wright	54
1999-2000	Karyn Karlin	47
1998-99	Amy Wright	38
1997-98	Christy Smith	54
1996-97	Karyn Karlin	55
1995-96	Kelly Johnson	49
1994-95	Christy Smith	89
1993-94	Shea Henderson	74
1992-93	Shea Henderson	58
1991-92	Amber Nicholas	66
1990-91	Sally Moore	68
1989-90	Amber Nicholas	67
1988-89	Shelly Wallace	70
1987-88	Juliet Jackson	61
1986-87	Tracy Webb	95
1985-86	Tracy Webb	70
1984-85	Tracy Webb	68
1983-84	Amanda Holley	54
1982-83	Bettye Fiscus	57
1981-82	Bettye Fiscus	76
1980-81	Connie Fitzgerald	80
1979-80	Lita Stricklin	88
1978-79	Sandy Scranton	54

FIELD GOAL PCT.

(MIN. 100 ATT.)		
2011-12	C'eira Ricketts (152-371)	.410
2010-11	Ashley Daniels (111-226)	.491
2009-10	Ashley Daniels (74-142)	.521
2008-09	Whitney Jones (131-277)	.473
2007-08	Lauren Ervin (99-186)	.532
2006-07	Lauren Ervin (158-279)	.566
2005-06	Whitney Jones (70-146)	.480
2004-05	Danielle Allen (120-257)	.467
2003-04	Ruby Vaden (98-174)	.563
2002-03	Ruby Vaden (94-207)	.454
2001-02	Shameka Christon (197-418)	.471
2000-01	Lonniya Bragg (138-252)	.548
1999-2000	Lonniya Bragg (127-214)	.594
1998-99	Lonniya Bragg (115-204)	.564
1997-98	Karen Jones (61-109)	.560
1996-97	Shaka Massey (119-231)	.515
1995-96	Shaka Massey (162-283)	.571
1994-95	Karen Jones (65-107)	.608
1993-94	Kelly Johnson (119-220)	.541
1992-93	Blair Savage (89-182)	.489
1991-92	Blair Savage (108-212)	.509
1990-91	Del. DeHorney (227-359)	.632
1989-90	Del. DeHorney (219-349)	.628
1988-89	Shelly Wallace (267-426)	.627
1987-88	Del. DeHorney (146-243)	.601
1986-87	Shelly Wallace (99-191)	.518
1985-86	Monica Brown (118-217)	.544
1984-85	Bettye Fiscus (219-439)	.500
1983-84	Bettye Fiscus (158-296)	.534
1982-83	Amanda Holley (183-344)	.532
1981-82	Kim Bunge (160-328)	.488
1980-81	Mary Munsch (100-211)	.474
1979-80	Lita Stricklin (179-352)	.508
1978-79	Lita Stricklin (109-229)	.475

FREE THROW PCT.

(MIN. 50 ATT.)		
2011-12	Sarah Watkins (82-111)	.739
2010-11	Lyndsay Harris (45-65)	.692
2009-10	Charity Ford (55-63)	.873
2008-09	Charity Ford (43-59)	.729
2007-08	Lauren Ervin (45-55)	.818
2006-07	Sarah Pfeifer (55-68)	.809
2005-06	Kristin Peoples (50-62)	.807
2004-05	Sarah Pfeifer (89-126)	.706
2003-04	Shameka Christon (126-166)	.759
2002-03	India Lewis (93-109)	.853
2001-02	India Lewis (62-74)	.838
2000-01	Wendi Willits (65-78)	.833
1999-2000	Wendi Willits (80-94)	.851
1998-99	Wendi Willits (70-87)	.805
1997-98	Christy Smith (119-143)	.832
1996-97	Kimberly Wilson (57-68)	.838
1995-96	Kimberly Wilson (67-78)	.859
1994-95	Christy Smith (134-149)**	.899
1993-94	Kelly Johnson (59-74)	.797
1992-93	Angela Davis (60-73)	.822
1991-92	Amber Nicholas (49-56)	.875
1990-91	Amber Nicholas (53-66)	.803
1989-90	Amber Nicholas (46-53)	.868
1988-89	Shelly Wallace (158-220)	.718
1987-88	Robyn Irwin (58-83)	.699
1986-87	Tracy Webb (116-145)	.800
1985-86	Debra Williams (45-61)	.738
1984-85	Bettye Fiscus (61-83)	.735
1983-84	Cheryl Orcholski (49-58)	.845
1982-83	Bettye Fiscus (114-151)	.755
1981-82	Connie Fitzgerald (57-69)	.826
1980-81	Mary Munsch (48-66)	.727
1979-80	Lita Stricklin (84-135)	.622
1978-79	Donna Bucella (31-44)	.689



Ashley Daniels led the team in rebounding last season.

THREE-POINT PCT.

(MIN. 40 ATT.)		
2011-12	Lyndsay Harris (71-213)	.333
2010-11	Sarah Watkins (23-64)	.359
2009-10	Lyndsay Harris (75-220)	.341
2008-09	Ayanna Brereton (27-32)	.404
2007-08	Brittney Vaughn (28-65)	.431
2006-07	D. Washington (64-173)	.370
2005-06	Kristin Peoples (27-61)	.443
2004-05	Sheree Thompson (30-92)	.326
2003-04	Shameka Christon (47-129)	.364
2002-03	Shameka Christon (29-81)	.358
2001-02	India Lewis (89-271)	.328
2000-01	Wendi Willits (87-215)	.405
1999-2000	India Lewis (66-166)	.398
1998-99	Wendi Willits (104-226)*	.460
1997-98	Wendi Willits (52-146)	.356
1996-97	Kimberly Wilson (57-153)*	.373
1995-96	Kimberly Wilson (89-192)	.464
1994-95	Kimberly Wilson (60-167)	.359
1993-94	Kimberly Wilson (61-161)	.379
1992-93	Angela Davis (12-34)*	.353
1991-92	Sha Hopson (19-43)	.442
1990-91	Amber Nicholas (41-86)	.477
1989-90	Amber Nicholas (31-71)	.437
1988-89	Amber Nicholas (18-46)	.391
1987-88	Lisa Martin (23-59)	.390
1986-87	Juliet Jackson (1-6)!	.167

(Cumulative statistics for the 1976-77 and 1977-78 seasons are incomplete. Three-point goals began in women's collegiate basketball with the 1986-87 season.)

*-Also led the conference || **-Also led the nation



Sarah Watkins led Arkansas in three-point percentage and blocks in 2010-11.

RECORDS - CAREER LEADERS



Bettye Fiscus

POINTS

NAME (CAREER)	YR	GP	PTS
1. Bettye Fiscus (81-85)	4	112	2,073
2. Shameka Christon (00-04)	4	123	1,951
3. Del. DeHorney (87-91)	4	115	1,785
4. Kimberly Wilson (93-97)	4	120	1,733
5. Shelly Wallace (85-89)	4	119	1,583
6. Wendi Willits (97-01)	4	131	1,574
7. C'eira Ricketts (09-12)	4	129	1,537
8. Christy Smith (94-98)	4	111	1,459
9. Karyn Karlin (96-00)	4	111	1,441
10. Tracy Webb (83-87)	4	117	1,403

THE NEXT TEN

11. Dana Cherry (99-03)	4	130	1,389
12. Sytia Messer (95-99)	4	128	1,379
13. Lyndsay Harris (09-12)	4	123	1,347
14. India Lewis (99-03)	4	128	1,308
15. Cheryl Orcholski (80-84)	4	123	1,239
16. Juliet Jackson (86-90)	4	120	1,213
17. Amber Nicholas (88-92)	4	117	1,209
18. Stephanie Bloomer (91-95)	4	105	1,159
19. Amanda Holley (81-84)	3	94	1,154
20. Monica Brown (83-87)	4	103	1,145

1,000 POINT CLUB

22. Kelly Johnson (92-96)	4	113	1,109
23. Blair Savage (89-93)	4	114	1,072
24. Sarah Pfeifer (02-08)	6	124	1,056
25. Kim Bunge (79-83)	4	114	1,047
26. Loniya Bragg (97-01)	4	129	1,036

OVER 500

27. Sarah Watkins (10-pres.)	3	97	964
28. Whitney Jones (05-09)	4	119	961
29. Charity Ford (07-10)	4	117	917
30. Rochelle Vaughn (02-06)	4	120	894
31. Lanell Dawson (85-87)	2	59	858
32. Shea Henderson (90-94)	4	92	807
33. Ashley Daniels (09-10)	4	124	785
34. Brittney Vaughn (04-08)	4	129	750
35. Karen Jones (94-98)	4	125	748
36. Sheila Burkes (83-87)	4	115	742
Lita Stricklin (78-80)	2	45	742
38. Amy Wright (98-02)	4	131	703
39. Monica Van Parys (78-82)	4	103	700
40. Kristin Peoples (03-06)	3	71	683
41. Shaka Massey (95-97)	2	60	676
42. Lauren Ervin (06-08)	2	47	651



Shelly Wallace

43. M. Lackey-Vining (76-78)	2	39	642
44. Tennille Adams (95-99)	4	127	637
45. Lakishia Harper (99-03)	4	125	607
46. Robyn Irwin (86-89)	3	74	606
47. Connie Fitzgerald (79-83)	4	116	595
48. Christi Willson (87-91)	3	87	587
49. Ruby Vaden (02-05)	3	70	585
50. Allyson Twigg (90-95)	4	104	571
51. Treva Christensen (94-99)	4	118	560
52. Yolanda Dickson (90-94)	4	97	558
53. Bronwyn Wynn (85-87)	2	61	538
54. Tammy Siefkes (79-81)	2	48	524

REBOUNDS

NAME (CAREER)	YR	GP	REB
1. Shelly Wallace (85-89)	4	119	1,013
2. Bettye Fiscus (81-85)	4	112	785
3. Blair Savage (89-93)	4	114	771
4. Ashley Daniels (09-10)	4	124	715
5. Shameka Christon (00-04)	4	123	714
6. Whitney Jones (05-09)	4	119	697
7. Stephanie Bloomer (91-95)	4	105	691
8. Monica Brown (83-87)	4	103	684
9. Amanda Holley (81-84)	3	94	683
10. C'eira Ricketts (09-10)	4	129	664
11. Loniya Bragg (97-01)	4	129	658
12. Karyn Karlin (96-00)	4	111	647
13. Del. DeHorney (87-91)	4	115	644
14. Kim Bunge (79-83)	4	114	636
15. Sheila Burkes (83-87)	4	115	615
16. Sytia Messer (95-99)	4	128	603
17. Dana Cherry (99-03)	4	130	563
18. Kelly Johnson (92-96)	4	113	534
19. Monica Van Parys (78-82)	4	103	527
20. Sarah Pfeifer (02-08)	6	129	502
21. Kimberly Wilson (93-97)	4	120	499
Karen Jones (94-98)	4	125	499
23. Lauren Ervin (06-08)	2	47	495
24. Erma Greer (82-85)	4	111	483
25. Yolanda Dickson (90-94)	4	97	459
26. Sarah Watkins (10-pres.)	3	97	452
27. Amber Nicholas (88-92)	4	117	428
28. Kristin Moore (01-05)	4	89	423
29. Rochelle Vaughn (02-06)	4	120	419
30. Tennille Adams (95-99)	4	127	396
31. Tracy Webb (83-87)	4	117	388
32. Joy Dillard (76-79)	3	53	381
33. Wendi Willits (97-01)	4	131	373

Players to watch

Quistelle Williams (10-pres.)	3	83	317
-------------------------------	---	----	-----



Amy Wright

ASSISTS

NAME (CAREER)	YR	GP	AST
1. Amy Wright (98-02) *	4	131	717
2. Amber Nicholas (88-92)	4	117	538
3. C'eira Ricketts (09-10)	4	129	516
4. Christy Smith (94-98)	4	111	507
5. Tracy Webb (83-87)	4	117	444
6. Brittney Vaughn (04-08)	4	129	424
7. Rochelle Vaughn (02-06)	4	120	421
8. Donna Wilson (87-89)	2	58	332
Kimberly Wilson (93-97)	4	120	332
10. Cheryl Orcholski (80-84)	4	123	323
11. Juliet Jackson (86-90)	4	120	313
12. India Lewis (99-03)	4	128	276
13. Christi Willson (87-91)	3	87	268
14. Lynday Harris (09-10)	4	123	265
15. Lakishia Harper (99-03)	4	125	257
16. Shea Henderson (90-94)	4	92	252
17. Blair Savage (89-93)	4	114	233
18. Kristin Peoples (03-06)	3	71	229
19. Wendi Willits (97-00)	4	131	228
20. Sally Moore (89-91)	2	61	215
21. Doris Gaiser (81-85)	4	119	210
22. Sytia Messer (95-99)	4	128	208

*-Also ranks sixth all-time in SEC history

FIELD GOALS MADE

NAME (CAREER)	YR	GP	FGM
1. Bettye Fiscus (81-85)	4	112	794
2. Shameka Christon (00-04)	4	123	726
3. Del. DeHorney (87-91)	4	115	667
4. Shelly Wallace (85-89)	4	119	621
5. Kimberly Wilson (93-97)	4	120	616
6. C'eira Ricketts (09-10)	4	129	606
7. Karyn Karlin (96-00)	4	111	553
8. Dana Cherry (99-00)	4	130	563
9. Tracy Webb (83-87)	4	117	509
10. Wendi Willits (97-01)	4	131	505
11. Juliet Jackson (86-90)	4	120	500



Shameka Christon

FIELD GOAL ATTEMPTS

NAME (CAREER)	YR	GP	FGA
1. Shameka Christon (00-04)	4	123	1,641
2. Bettye Fiscus (81-85)	4	112	1,591
3. C'eira Ricketts (09-12)	4	129	1,498
4. Kimberly Wilson (93-97)	4	120	1,394
5. Wendi Willits (97-01)	4	131	1,260
6. Sytia Messer (95-99)	4	128	1,244
Lyndsay Harris (09-12)	4	123	1,244
8. Dana Cherry (99-03)	4	130	1,212
9. Karyn Karlin (96-00)	4	111	1,180
10. Tracy Webb (83-87)	4	117	1,131
11. Juliet Jackson (86-90)	4	120	1,128
12. India Lewis (99-03)	4	128	1,120

Players to watch

Sarah Watkins (10-pres.)	3	98	885
--------------------------	---	----	-----

FIELD GOAL PCT.

(MIN. 300 FGA)

NAME (CAREER)	FG/FGA	PCT
1. Del. DeHorney (87-91)	667-1096	.609
2. Karen Jones (94-98)	238-408	.583
3. Shelly Wallace (85-89)	621-1074	.578
4. Loniya Bragg (97-01)	405-727	.557
5. Lauren Ervin (06-08)	257-465	.553
6. Shaka Massey (95-97)	281-514	.547
7. Lanell Dawson (85-87)	354-666	.535
8. Monica Brown (83-87)	473-912	.519
9. Sally Moore (89-91)	159-307	.518
10. Sha Hopson (90-92)	198-388	.510



Delmonica DeHorney

RECORDS - CAREER LEADERS

FREE THROWS MADE

NAME (CAREER)	YR	GP	FTM
1. Bettye Fiscus (81-85)	4	112	485
2. Christy Smith (94-98) *	4	111	461
3. Del. DeHorney (87-91)	4	115	451
4. Tracy Webb (83-87)	4	117	384
5. Shelly Wallace (85-89)	4	119	341
6. Shameka Christon (00-04)	4	123	335
7. Karyn Karlin (96-00)	4	111	333
8. Sytia Messer (95-99)	4	128	329
9. Steph. Bloomer (91-95)	4	105	320
10. Dana Cherry (99-03)	4	130	293

* -- Ranks 10th in SEC history

FREE THROW ATT.

NAME (CAREER)	YR	GP	FTA
1. Del. DeHorney (87-91)	4	115	648
2. Bettye Fiscus (81-85)	4	112	622
3. Christy Smith (94-98)	4	111	551
4. Tracy Webb (83-87)	4	117	526
5. Shelly Wallace (85-89)	4	119	518
6. Shameka Christon (00-04)	4	123	488
7. Sytia Messer (95-99)	4	128	458
8. Steph. Bloomer (91-95)	4	105	454
9. Karyn Karlin (96-00)	4	111	453
10. Kim Bunge (79-83)	4	114	405

FREE THROW PCT.

(MIN. 100 FTA)

NAME (CAREER)	FG/FGA	.PCT
1. Amber Nicholas (88-92)	174-206	.845
2. Christy Smith (94-98)	461-551	.837
3. India Lewis (99-03)	213-259	.822
4. Wendi Willits (97-01)	248-302	.818
5. Kimberly Wilson (93-97)	234-287	.815
6. Kelly Johnson (92-96)	227-279	.814
7. Cheryl Orcholski (80-84)	221-275	.804
8. Bettye Fiscus (81-85)	485-622	.780
9. Donica Cosby (06-07)	81-105	.771
10. Mary Munsch (80-84)	104-135	.770
11. Angela Davis (91-93)	106-138	.768

THREE-POINT GOALS

NAME (CAREER)	YR	GP	3PM
1. Wendi Willits (97-01) *	4	131	316
2. Lyndsay Harris (09-12)	4	123	283
3. Kimberly Wilson (93-97) **	4	120	267
India Lewis (99-03) **	4	128	267
5. Christy Smith (94-98)	4	111	156
6. Shameka Christon (00-04)	4	123	144
7. Rochelle Vaughn (02-06)	4	120	127
8. Amber Nicholas (88-92)	4	117	121
9. Sytia Messer (95-99)	4	128	112
10. Dom. Washington (05-07)	2	59	109
Charity Ford (07-10)	4	117	104
11. Kristin Peoples (03-06)	3	71	85

* -- Ranks second in SEC history

** -- Tied for seventh in SEC history

THREE-POINT ATTEMPTS

NAME (CAREER)	YR	GP	3PA
1. Lyndsay Harris (09-12)	4	123	858
2. India Lewis (99-03) *	4	128	787
3. Wendi Willits (97-01) **	4	131	771
4. Kimberly Wilson (93-97)	4	120	673
5. Christy Smith (94-98)	4	111	465
6. Rochelle Vaughn (02-06)	4	120	456
7. Shameka Christon (00-04)	4	123	427
8. Sytia Messer (95-99)	4	128	412
9. Charity Ford (07-10)	4	117	339
10. Rochelle Vaughn (02-)	3	92	318
11. Dom. Washington (05-07)	2	59	306
12. Amber Nicholas (88-92)	4	117	291

* -- Ranks fourth in SEC history

** -- Ranks fifth in SEC history

THREE-POINT PCT.


(MIN. 150 3PA.)

NAME (CAREER)	FG/FGA	.PCT
1. Amber Nicholas (88-92)	112-291	.416
2. Wendi Willits (97-01)	316-771	.409
3. Kimberly Wilson (93-97)	267-673	.397
4. Ayana Brereton (06-09)	66-170	.388
5. Lisa Martin (87-89)	66-179	.368
6. Dom. Washington (05-07)	109-306	.356
7. India Lewis (99-03)	267-787	.339
8. Shameka Christon (00-04)	144-427	.337

TRACY WEBB

Career Steals

Batesville, Ark., native Tracy Webb stole more than the basketball during her four-year career. Aside from 293 basketballs, Webb stole the show and the hearts of Razorback fans as one of the most popular on-the-court personalities of the mid-1980s. The first true point guard star, Webb finished her career holding almost all the Razorback assist and steal records. She was the first women's basketball player at Arkansas to earn "first team" all-Southwest Conference honors, a distinction that began her senior season. She was also one of the first three Razorbacks named conference player of the week. Her junior-season team was the first in school history to earn a NCAA berth, and her senior-season team crushed the NWIT field by a 16-point average as she was named the tournament MVP.



THE FACE BEHIND THE RECORD

9. Christy Smith (94-98)	156-465	.336
10. Lyndsay Harris (09-12)	283/858	.330
11. Charity Ford (07-10)	104-339	.307
12. Leslie Howard (05-07)	71-230	.309
13. Shanna Harmon (00-04)	77-261	.295

STEALS

NAME (CAREER)	YR	GP	ST
1. C'eira Ricketts (09-12)	4	129	320
2. Tracy Webb (83-87)	4	117	293
3. Christy Smith (94-98)	4	111	239
4. Amber Nicholas (88-92)	4	117	220
5. India Lewis (99-03)	4	128	210
6. Rochelle Vaughn (03-06)	4	120	207
7. Shameka Christon (00-04)	4	123	206
8. Bettye Fiscus (81-85)	4	112	205
Connie Fitzgerald (79-83)	4	116	205
10. Juliet Jackson (86-90)	4	120	195
11. Amy Wright (98-02)	4	131	194

BLOCKED SHOTS

NAME (CAREER)	YR	GP	BS
1. Del. DeHorney (87-91)	4	115	235
2. Shameka Christon (00-04)	4	123	162
3. Sarah Watkins (10-pres.)	3	97	161
4. Amanda Holley (81-84)	3	94	147
5. Whitney Jones (05-09)	4	119	132
6. Stephanie Bloomer (91-95)	4	105	126
7. Kim Bunge (79-83)	4	114	116
8. Lauren Ervin (06-08)	2	46	103
9. Bronwyn Wynn (85-87)	2	58	81
10. Karyn Karlin (96-00)	4	111	79
11. Robyn Irwin (86-89)	3	74	73

SCORING AVERAGE

NAME (CAREER)	GP	PTS	AVG
1. Bettye Fiscus (81-85)	112	2073	18.5
2. M. Lackey-Vining (76-78)	39	642	16.5
3. Lita Stricklin (78-80)	45	742	16.0
4. Shameka Christon (00-04)	123	1951	15.9
5. Del. DeHorney (87-91)	115	1785	15.5
6. Lanell Dawson (85-87)	59	858	14.5
7. Kimberly Wilson (93-97)	120	1733	14.4
8. Lauren Ervin (06-08)	47	651	13.9
9. Shelly Wallace (85-89)	119	1583	13.3
10. Karyn Karlin (96-00)	111	1441	13.0

REBOUNDING AVERAGE

NAME (CAREER)	GP	REB	AVE
1. Lauren Ervin (06-08)	47	495	10.5
2. Shelly Wallace (85-89)	119	1013	8.5
3. Lita Stricklin (78-80)	45	365	8.1
4. Pat Keck (76-77)	16	126	7.9
5. M. Lackey-Vining (76-78)	39	297	7.6
6. Amanda Holley (81-84)	94	683	7.3
7. Joy Dillard (76-79)	53	381	7.2
8. Bettye Fiscus (81-85)	112	785	7.0
9. Blair Savage (89-93)	114	771	6.8
10. Monica Brown (83-87)	103	684	6.6

WENDI WILLITS

Three-Pointers

Since the introduction of the bonus basket for women's basketball in 1986, there has never been an outside shooter like Fort Cobb, Okla., native Wendi Willits -- either at Arkansas or in the Southeastern Conference. Willits broke the Arkansas career records of Kimberly Wilson early in her senior year, finishing her career just shy of the SEC's all-time record held by LSU's Cornelia Gayden. Willits



has several SEC seconds to Gayden. Her 104 treys as a sophomore was one short of the SEC mark, and she ranks second for threes in a SEC game. Both prolific and accurate, she is No. 2 in attempts and No. 2 in percentage for a career at Arkansas. In 1999, she was top five in the NCAA in both three-pointers per game and percentage, earning her the Ed Steitz Award as the nation's top female three-point shooter.

THE FACE BEHIND THE RECORD

RECORDS - 1,000 POINT CLUB



BETTIE FISCUS' CAREER STATS

CAREER POINTS/FG/FT/SCORING AVE. LEADER

YEAR	GP-GS	FG-FGA	PCT.	3P-3PA	PCT.	FT-FTA	PCT.	REB	RPG	PF-DQ	A	TO	BK	ST	PTS	PPG
81-82	35-35	236-486	.486	—	—	183-229	.799	282	8.1	76-2	34	85	11	76	655	18.7
82-83	26-25	181-370	.489	—	—	114-151	.755	189	7.3	56-1	42	68	7	57	476	18.3
83-84	23-22	158-296	.534	—	—	72-94	.766	137	6.0	45-1	29	49	0	27	388	16.9
84-85	28-28	219-439	.500	—	—	116-148	.784	177	6.3	45-0	38	50	1	45	554	19.8
TOTAL	112-110	794-1591	.499	—	—	485-622	.780	785	7.0	222-4	143	252	19	205	2073	18.5



SHAMEKA CHRISTON'S CAREER STATS

CAREER FG ATT. LEADER

YEAR	GP-GS	FG-FGA	PCT.	3P-3PA	PCT.	FT-FTA	PCT.	REB	RPG	PF-DQ	A	TO	BK	ST	PTS	PPG
00-01	32-24	117-289	.405	37-113	.327	56-72	.778	132	4.1	90-2	20	64	29	47	327	10.2
01-02	31-29	197-418	.471	31-104	.298	92-133	.692	193	6.2	74-0	25	60	52	61	517	16.7
02-03	32-32	193-434	.445	29-81	.358	81-117	.692	194	6.1	88-3	47	101	35	50	496	15.5
03-04	28-28	219-500	.438	47-129	.364	126-166	.759	195	7.0	81-3	49	91	46	48	611	21.8
TOTAL	123-113	726-1641	.442	144-427	.337	335-488	.687	714	5.8	333-8	141	316	162	206	1951	15.9



DELMONICA DEHORNEY'S CAREER STATS

CAREER FG PCT./FT ATT./BLOCKS LEADER

YEAR	GP-GS	FG-FGA	PCT.	3P-3PA	PCT.	FT-FTA	PCT.	REB	RPG	PF-DQ	A	TO	BK	ST	PTS	PPG
87-88	28-22	146-243	.601	—	—	117-170	.688	167	6.0	98-9	6	50	54	30	409	14.6
88-89	26-4	75-145	.517	—	—	62-88	.705	94	3.6	78-4	14	28	28	4	212	8.2
89-90	29-28	219-349	.628	—	—	143-213	.671	203	7.0	97-7	24	57	83	21	581	20.0
90-91	32-32	227-359	.632	—	—	129-177	.729	177	5.5	77-2	13	72	70	31	583	18.2
TOTAL	115-86	667-1096	.609	—	—	451-648	.696	641	5.6	350-22	57	207	235	86	1785	15.5



KIMBERLY WILSON'S CAREER STATS

YEAR	GP-GS	FG-FGA	PCT.	3P-3PA	PCT.	FT-FTA	PCT.	REB	RPG	PF-DQ	A	TO	BK	ST	PTS	PPG
93-94	29-13	134-330	.406	61-161	.379	55-69	.797	130	4.5	66-0	50	79	5	41	384	13.2
94-95	29-27	149-355	.420	60-167	.359	55-72	.764	120	4.1	61-0	52	84	4	33	413	14.2
95-96	34-34	173-343	.504	89-192	.464	67-78	.859	133	3.9	66-1	127	119	9	39	502	14.8
96-97	28-27	160-366	.437	57-153	.373	57-68	.838	116	4.1	69-1	103	86	3	42	434	15.5
TOTAL	120-101	616-1394	.442	267-673	.397	234-287	.815	499	4.2	262-2	332	368	21	155	1733	14.4



SHELLY WALLACE'S CAREER STATS CAREER REBOUND LEADER

YEAR	GP-GS	FG-FGA	PCT.	3P-3PA	PCT.	FT-FTA	PCT.	REB	RPG	PF-DQ	A	TO	BK	ST	PTS	PPG
85-86	29-2	71-137	.518	—	—	40-64	.625	132	4.6	53-0	15	35	5	17	182	6.3
86-87	32-14	99-191	.518	—	—	48-94	.511	171	5.3	73-2	32	49	2	31	246	7.7
87-88	28-26	184-320	.575	—	—	95-140	.679	329	11.8	84-1	94	94	16	51	463	16.5
88-89	30-30	267-426	.627	—	—	158-220	.718	381	12.7	79-2	63	67	12	70	692	23.1
TOTAL	119-72	621-1074	.578	—	—	341-518	.658	1013	8.5	289-5	204	245	35	169	1583	13.5



WENDI WILLITS' CAREER STATS

CAREER 3PT LEADER

YEAR	GP-GS	FG-FGA	PCT.	3P-3PA	PCT.	FT-FTA	PCT.	REB	RPG	PF-DQ	A	TO	BK	ST	PTS	PPG
97-98	33-5	69-201	.343	52-146	.356	33-43	.767	66	2.0	31-0	40	41	1	23	223	6.8
98-99	33-32	148-322	.460	104-226	.460	70-87	.805	110	3.3	41-0	54	61	5	28	470	14.2
99-00	32-30	149-370	.403	73-184	.397	80-94	.851	96	3.0	48-1	74	66	9	23	451	14.1
00-01	33-30	139-367	.379	87-215	.405	65-78	.833	101	3.1	41-0	60	49	7	29	430	13.0
TOTAL	131-97	505-1260	.401	316-771	.410	248-303	.818	373	2.8	161-1	228	218	22	103	1574	12.0



C'EIRA RICKETTS CAREER STATS

CAREER STEALS LEADER

Year	GP-GS	FG-FGA	Pct	FG-FGA	Pct	FT-FTA	Pct	REB	RPG	PF-FO	Ast	TO	Blk	Stl	Pts	PPG
2008-09	28-26	140-331	.423	9-48	.188	69-94	.734	179	6.4	50-0	107	73	14	77	358	12.8
2009-10	30-30	127-313	.406	7-32	.219	29-55	.527	151	5.0	53-1	121	95	23	73	290	9.7
2010-11	34-34	171-449	.381	29-83	.349	101-148	.682	161	4.7	49-0	127	80	13	77	472	12.9
2011-12	33-33	152-371	.410	15-57	.263	54-79	.684	150	4.5	48-0	143	75	11	88	373	11.3
TOTAL	129-127	606-1498	.405	63-226	.279	262-393	.667	664	5.1	206-1	516	334	63	320	1537	11.9

RECORDS - 1,000 POINT CLUB



CHRISTY SMITH'S CAREER STATS

YEAR	GP-GS	FG-FGA	PCT.	3P-3PA	PCT.	FT-FTA	PCT.	REB	RPG	PF-DQ	A	TO	BK	ST	PTS	PPG
94-95	30-30	117-307	.381	40-113	.354	134-149	.899	76	2.5	60-1	133	134	2	89	408	13.6
95-96	22-22	111-276	.402	31-102	.304	110-138	.797	73	3.3	47-0	97	88	1	44	363	16.5
96-97	28-27	100-273	.366	45-134	.336	98-121	.810	68	2.4	57-0	131	82	1	52	343	12.3
97-98	31-31	93-255	.365	40-116	.345	119-143	.832	77	2.5	67-0	146	89	2	54	345	11.1
TOTAL	111-110	421-1111	.379	156-465	.336	461-551	.837	294	2.7	231-1	507	393	6	239	1459	13.1



KARYN KARLIN'S CAREER STATS

YEAR	GP-GS	FG-FGA	PCT.	3P-3PA	PCT.	FT-FTA	PCT.	REB	RPG	PF-DQ	A	TO	BK	ST	PTS	PPG
96-97	28-25	121-244	.496	1-4	.250	76-102	.745	193	6.9	65-0	37	39	35	55	319	11.4
97-98	33-33	198-411	.482	0-0	.000	105-143	.734	181	5.5	83-1	35	65	24	49	501	15.2
98-99	18-18	109-232	.470	0-3	.000	70-93	.753	113	6.3	47-1	13	45	10	24	288	16.0
99-00	32-26	125-293	.427	1-3	.333	82-115	.713	160	5.0	78-0	36	55	10	47	333	10.4
TOTAL	111-102	553-1180	.469	2-10	.200	333-453	.735	647	5.8	273-2	121	204	79	175	1441	13.0



TRACY WEBB'S CAREER STATS

YEAR	GP-GS	FG-FGA	PCT.	3P-3PA	PCT.	FT-FTA	PCT.	REB	RPG	PF-DQ	A	TO	BK	ST	PTS	PPG
83-84	27-5	69-158	.437	—	—	75-109	.688	59	2.2	86-4	61	96	4	51	213	7.9
84-85	28-27	127-264	.481	—	—	102-142	.718	96	3.4	79-6	104	126	1	68	356	12.7
85-86	30-29	148-353	.419	—	—	91-130	.700	117	3.9	87-5	86	98	1	79	327	12.6
86-87	32-30	165-358	.461	1-7	.143	116-145	.800	116	3.6	73-5	173	135	0	95	447	14.0
TOTAL	117-91	509-1133	.449	1-7	.143	384-526	.730	388	3.3	325-20	424	455	6	293	1343	11.5



DANA CHERRY'S CAREER STATS

YEAR	GP-GS	FG-FGA	PCT.	3P-3PA	PCT.	FT-FTA	PCT.	REB	RPG	PF-DQ	A	TO	BK	ST	PTS	PPG
99-00	32-12	96-210	.457	4-7	.571	45-60	.750	118	3.7	68-2	34	89	8	29	241	7.5
00-01	33-26	137-293	.468	2-8	.250	62-84	.738	127	3.9	82-0	36	63	3	23	338	10.2
01-02	32-28	162-345	.470	1-2	.500	93-127	.732	153	4.8	73-0	43	62	9	32	418	13.1
02-03	33-29	148-364	.407	3-8	.375	93-125	.744	165	5.0	61-1	53	80	5	43	392	11.9
TOTAL	130-95	543-1212	.448	10-25	.400	293-396	.740	563	4.3	284	166	141	25	127	1389	10.7



SYTIA MESSER'S CAREER STATS

YEAR	GP-GS	FG-FGA	PCT.	3P-3PA	PCT.	FT-FTA	PCT.	REB	RPG	PF-DQ	A	TO	BK	ST	PTS	PPG
95-96	34-14	102-290	.352	26-100	.260	64-99	.647	177	5.2	65-2	39	90	6	45	294	8.7
96-97	28-24	94-259	.363	22-97	.227	58-83	.699	123	4.4	65-0	40	50	4	60	268	9.6
97-98	33-32	140-354	.396	37-121	.306	97-137	.708	141	4.3	93-4	78	94	10	39	414	12.6
98-99	33-26	133-341	.390	27-94	.287	110-139	.791	162	4.9	93-2	51	85	4	34	403	12.2
TOTAL	128-96	469-1244	.377	112-412	.272	329-458	.718	603	4.7	316-8	208	319	24	178	1379	10.8



LYNDSAY HARRIS' CAREER STATS CAREER 3PT ATTEMPTS LEADER

Year	GP-GS	FG-FGA	Pct	FG-FGA	Pct	FT-FTA	Pct	Tot	RPG	PF-FQ	Ast	TO	Blk	Stl	Pts	PPG
2008-09	32-28	103-303	.340	56-193	.290	45-70	.643	97	3.0	86-4	58	88	6	42	307	9.6
2009-10	30-30	123-329	.374	75-220	.341	56-75	.747	75	2.5	101-1	95	113	6	41	377	12.6
2010-11	29-29	115-326	.353	81-232	.349	45-65	.692	111	3.8	85-1	64	74	7	39	356	12.3
2011-12	32-19	101-286	.353	71-213	.333	34-49	.694	68	2.1	72-2	48	50	4	38	307	9.6
TOTAL	123-106	442-1244	.355	283-858	.330	180-259	.695	351	2.9	344-8	265	325	23	160	1347	11.0



INDIA LEWIS' CAREER STATS

YEAR	GP-GS	FG-FGA	PCT.	3P-3PA	PCT.	FT-FTA	PCT.	REB	RPG	PF-DQ	A	TO	BK	ST	PTS	PPG
99-00	32-2	85-211	.403	66-166	.398	39-53	.736	58	1.8	49-0	88	75	2	44	275	8.6
00-01	23-2	44-138	.319	36-116	.310	19-23	.826	39	1.7	18-0	46	33	0	26	143	6.2
01-02	32-30	148-401	.368	89-271	.328	62-74	.838	82	2.6	70-3	73	57	6	72	447	14.0
02-03	33-33	137-369	.371	76-234	.325	93-109	.853	91	2.8	51-1	69	49	1	68	443	13.4
TOTAL	119-67	414-1119	.370	267-787	.339	213-259	.822	270	2.3	188-4	276	214	9	117	1308	11.0

RECORDS - 1,000 POINT CLUB



CHERYL ORCHOLSKI'S CAREER STATS

YEAR	GP-GS	FG-FGA	PCT.	3P-3PA	PCT.	FT-FTA	PCT.	REB	RPG	PF-DQ	A	TO	BK	ST	PTS	PPG
80-81	29-13	141-310	.455	—	—	37-46	.804	319	11.0	75-2	45	109	1	47	319	11.0
81-82	36-36	131-292	.449	—	—	79-97	.814	234	6.5	115-6	99	147	2	62	455	12.6
82-83	29-28	101-213	.474	—	—	56-74	.757	76	2.6	67-1	101	131	2	29	258	8.9
83-84	29-25	72-165	.436	—	—	49-58	.845	48	1.7	52-3	78	114	0	30	207	7.1
TOTAL	123-102	445-980	.454	—	—	221-275	.804	667	5.5	309-12	323	501	5	168	1239	10.1



JULIET JACKSON'S CAREER STATS

YEAR	GP-GS	FG-FGA	PCT.	3P-3PA	PCT.	FT-FTA	PCT.	REB	RPG	PF-DQ	A	TO	BK	ST	PTS	PPG
86-87	32-4	74-179	.413	1-6	.167	21-34	.618	50	1.6	47-1	49	63	0	39	170	5.3
87-88	28-21	97-225	.431	3-14	.216	36-62	.581	63	2.3	57-1	77	83	1	61	233	8.3
88-89	30-29	171-335	.510	4-8	.500	45-74	.608	95	3.2	66-2	90	79	1	56	403	13.4
89-90	30-26	158-389	.406	4-19	.211	87-115	.757	114	3.8	97-7	97	59	0	39	407	13.6
TOTAL	120-80	500-1128	.443	12-47	.255	189-285	.663	322	2.7	267-11	313	284	2	195	1,213	10.1



AMBER NICHOLAS' CAREER STATS CAREER FT PCT./3PT PCT. LEADER

YEAR	GP-GS	FG-FGA	PCT.	3P-3PA	PCT.	FT-FTA	PCT.	REB	RPG	PF-DQ	A	TO	BK	ST	PTS	PPG
88-89	30-3	79-178	.444	18-46	.391	26-31	.839	61	2.0	63-0	99	61	1	29	202	6.7
89-90	30-30	128-292	.438	31-71	.437	46-53	.868	131	4.4	69-4	169	116	3	67	333	11.1
90-91	32-32	152-308	.494	41-86	.477	53-66	.803	118	3.7	56-1	180	96	1	58	398	12.4
91-92	25-25	98-255	.384	31-88	.352	49-56	.875	118	4.7	60-2	89	100	1	66	276	11.0
TOTAL	117-90	457-1033	.442	121-291	.416	174-206	.845	428	3.7	248-7	537	373	5	220	1209	10.3



STEPHANIE BLOOMER'S CAREER STATS

YEAR	GP-GS	FG-FGA	PCT.	3P-3PA	PCT.	FT-FTA	PCT.	REB	RPG	PF-DQ	A	TO	BK	ST	PTS	PPG
91-92	25-14	75-170	.441	0-2	.000	54-82	.659	144	5.8	77-5	26	37	27	25	204	8.2
92-93	27-21	94-204	.461	0-2	.000	58-84	.691	168	6.2	74-4	33	70	31	36	246	9.1
93-94	24-18	102-208	.490	0-0	.000	88-132	.667	154	6.4	76-5	30	52	35	41	292	12.2
94-95	29-27	148-284	.521	1-7	.143	120-156	.769	225	7.8	84-3	55	87	33	44	417	14.4
TOTAL	105/80	419-866	.484	1-11	.091	320-545	.587	691	6.6	311-17	139	246	126	146	1159	11.0



AMANDA HOLLEY'S CAREER STATS

YEAR	GP-GS	FG-FGA	PCT.	3P-3PA	PCT.	FT-FTA	PCT.	REB	RPG	PF-DQ	A	TO	BK	ST	PTS	PPG
81-82	36-33	123-292	.421	—	—	63-104	.606	242	6.7	117-5	15	66	55	43	309	8.6
82-83	29-28	183-344	.532	—	—	68-92	.739	212	7.3	96-1	28	69	50	49	434	15.0
83-84	29-28	171-318	.538	—	—	69-97	.711	229	7.9	84-1	44	65	42	46	411	14.2
TOTAL	94-89	477-954	.500	—	—	200-293	.683	683	7.3	297-7	87	200	147	138	1,154	12.3



MONICA BROWN'S CAREER STATS

YEAR	GP-GS	FG-FGA	PCT.	3P-3PA	PCT.	FT-FTA	PCT.	REB	RPG	PF-DQ	A	TO	BK	ST	PTS	PPG
83-84	23-10	58-112	.518	—	—	19-31	.613	94	4.1	46-2	11	13	4	9	140	5.0
84-85	25-24	111-224	.496	—	—	43-70	.614	162	6.5	47-1	N/A	14	4	15	265	10.6
85-86	20-18	118-217	.544	—	—	42-59	.712	181	6.0	28-0	19	17	3	35	278	13.9
86-87	32-32	176-336	.524	—	—	91-122	.746	252	7.9	62-1	36	60	13	31	443	13.8
TOTAL	100-84	463-889	.521	—	—	195-282	.691	689	6.9	183-4	66 (inc.)	104	24	90	1126	11.26



KELLY JOHNSON'S CAREER STATS

YEAR	GP-GS	FG-FGA	PCT.	3P-3PA	PCT.	FT-FTA	PCT.	REB	RPG	PF-DQ	A	TO	BK	ST	PTS	PPG
92-93	20-1	44-81	.543	0-1	.000	30-37	.811	76	2.8	61-5	25	74	3	28	118	5.9
93-94	29-25	119-220	.541	0-1	.000	59-74	.797	144	5.0	57-0	44	77	7	33	297	10.2
94-95	30-29	117-307	.488	0-5	.000	75-91	.824	173	5.8	63-2	42	64	3	31	351	11.7
95-96	34-32	139-310	.448	2-9	.222	63-77	.818	165	4.9	70-2	59	171	10	49	343	10.1
TOTAL	113-87	419-918	.456	2-16	.125	227-279	.813	558	4.9	251-9	170	386	23	141	1109	9.8

RECORDS - 1,000 POINT CLUB



BLAIR SAVAGE'S CAREER STATS

YEAR	GP-GS	FG-FGA	PCT.	3P-3PA	PCT.	FT-FTA	PCT.	REB	RPG	PF-DQ	A	TO	BK	ST	PTS	PPG
89-90	30-17	120-235	.511	0-0	.000	23-40	.575	167	5.6	68-3	67	72	12	29	263	8.8
90-91	32-25	155-297	.522	0-0	.000	46-70	.657	217	6.8	81-2	78	71	10	38	356	11.1
91-92	25-22	108-212	.509	0-1	.000	27-53	.509	139	5.6	47-0	33	62	5	27	243	9.7
92-93	27-27	89-182	.489	1-2	.500	31-45	.689	152	5.6	66-2	55	71	19	22	210	7.8
TOTAL	114-91	472-926	.510	1-3	.250	127-208	.610	675	5.9	257-7	233	126	46	116	1072	9.4



SARAH PFEIFER'S CAREER STATS

YEAR	GP-GS	FG-FGA	PCT.	3P-3PA	PCT.	FT-FTA	PCT.	REB	RPG	PF-DQ	A	TO	BK	ST	PTS	PPG
02-03	29-6	43-86	.500	1-1	1.000	30-47	.638	87	3.0	50-1	18	31	10	16	117	4.0
03-04	3-3	8-17	.471	0-0	.000	4-8	.500	8	2.7	5-0	1	1	2	3	20	6.7
04-05	31-17	147-330	.446	0-0	.000	89-126	.706	147	4.7	83-3	32	50	22	36	383	12.4
05-06	Redshirt due to injury															
06-07	31-14	98-255	.384	0-4	.000	55-68	.809	112	3.6	84-6	32	49	14	24	251	8.1
07-08	30-14	104-265	.392	23-82	.280	54-78	.692	211	4.9	80-3	55	58	24	17	285	9.5
TOTAL	124-54	400-953	.415	24-87	.276	232-327	.709	565	4.5	301-13	138	189	72	96	1056	8.5



KIM BUNGE'S CAREER STATS

YEAR	GP-GS	FG-FGA	PCT.	3P-3PA	PCT.	FT-FTA	PCT.	REB	RPG	PF-DQ	A	TO	BK	ST	PTS	PPG
79-80	23-0	47-96	.489	—	—	30-43	.697	102	4.4	58-1	7	35	23	11	124	5.4
80-81	26-15	99-222	.446	—	—	78-119	.855	183	6.3	77-3	14	53	38	21	262	10.1
81-82	36-35	160-328	.488	—	—	135-189	.714	234	6.5	115-6	19	86	39	40	455	12.6
82-83	29-24	80-173	.462	—	—	46-76	.605	133	4.6	76-3	20	48	16	15	206	7.1
TOTAL	114-74	386-619	.624	—	—	289-427	.677	652	5.7	326-13	60	222	116	67	1047	9.2



LONNIYA BRAGG'S CAREER STATS

YEAR	GP-GS	FG-FGA	PCT.	3P-3PA	PCT.	FT-FTA	PCT.	REB	RPG	PF-DQ	A	TO	BK	ST	PTS	PPG
97-98	31-3	25-57	.439	0-0	.000	14-30	.467	65	2.1	30-0	5	18	3	17	64	2.1
98-99	34-29	115-204	.564	0-2	.000	67-100	.670	168	4.9	80-3	14	61	11	27	297	8.7
99-00	31-27	127-214	.594	0-0	.000	62-97	.639	204	6.6	80-2	30	76	16	38	316	10.2
00-01	33-32	138-252	.548	0-0	.000	83-128	.648	221	6.7	87-2	36	78	23	39	359	10.9
TOTAL	129-91	405-727	.557	0-2	.000	226-355	.637	658	5.1	277-7	85	233	53	121	1036	8.0

RECORDS



AMY WRIGHT'S CAREER STATS

CAREER ASSISTS LEADER

YEAR	GP-GS	FG-FGA	PCT.	3P-3PA	PCT.	FT-FTA	PCT.	REB	RPG	PF-DQ	A	TO	BK	ST	PTS	PPG
98-99	34-33	41-115	.357	7-35	.200	42-65	.646	62	1.8	81-2	172	113	5	38	131	3.9
99-00	32-30	47-123	.382	10-31	.323	40-59	.678	50	1.6	82-2	142	109	4	36	144	4.5
00-01	33-31	84-184	.457	9-30	.300	62-102	.608	106	3.2	75-0	198	124	12	54	239	7.2
01-02	32-31	64-196	.327	7-33	.212	76-117	.650	99	3.1	66-0	205	101	6	66	211	6.6
TOTAL	131-125	236-618	.382	33-129	.256	220-343	.641	317	2.4	304-4	717	447	27	194	725	5.5




LAUREN ERVIN'S CAREER STATS

CAREER REBOUNING AVG. LEADER

YEAR	GP-GS	FG-FGA	PCT.	3P-3PA	PCT.	FT-FTA	PCT.	REB	RPG	PF-DQ	A	TO	BK	ST	PTS	PPG
2006-07	31-31	158-279	.566	1-4	.250	78-107	.729	319	10.3	69-0	47	52	76	37	395	12.7
2007-08	16-16	99-186	.532	13-35	.371	45-55	.818	176	11.0	33-0	43	34	27	22	256	16.0
TOTAL	47-47	257-465	.553	14-39	.359	123-162	.759	495	10.5	102-0	90	86	103	59	651	13.9

ARKANSAS ALL-AMERICANS



**Shameka
CHRISTON**



**Christy
SMITH**



**Shelly
WALLACE**

ASSOCIATED PRESS ALL-AMERICA

- 2003-04 Shameka Christon, Third Team
- 1997-98 Christy Smith, honorable mention
- 1996-97 Christy Smith, honorable mention
- 1995-96 Christy Smith, honorable mention
- 1994-95 Christy Smith, honorable mention

KODAK ALL-AMERICA HONORS

- 2003-04 Shameka Christon, honorable mention All-America; All-District III
- 1990-91 Delmonica DeHorney, All-America; All-District VI
- 1988-89 Shelly Wallace, honorable mention All-America; All-District VI

OTHER ALL-AMERICA HONORS

- 2008-09 C'eira Ricketts, Second Team (Full Court Press Freshman All-America team)
- 2003-04 Shameka Christon (Wooden Award All-American; finalist, Wade Trophy and Naismith awards; Street & Smith's high honorable mention preseason All-America; Wooden Award preseason All-America)
- 2002-03 Shameka Christon (Street & Smith's high honorable mention preseason All-America; Basketball Times honorable mention All-America; Women's Basketball News Service All-America)
- 2001-02 Shameka Christon (Street & Smith's honorable mention preseason All-America; Basketball Times, honorable mention All-America)
- Amy Wright (Women's Basketball News Service preseason)
- 1998-99 Karyn Karlin (Women's Basketball News Service All-American, 2nd team)
- 1997-98 Christy Smith (Women's Basketball News Service All-American, 2nd team; WBNS preseason All-American)
- Karyn Karlin (Women's Basketball News Service All-American, 3rd team)
- 1996-97 Christy Smith (Women's BB News Service; Athlon Sports, Lindy's, 2nd team preseason All-American)


- 1995-96 Christy Smith (ESPN Basketball Top 5; Women's Basketball News Service, 2nd team preseason All-America)
- Sytia Messer & Shaka Massey (PRIME Network Freshman All-America)
- 1994-95 Christy Smith (Women's Basketball News Service, 2nd team; WBNS Freshman All-America, 1st team)
- Kimberly Wilson & Stephanie Bloomer (Women's Basketball News Service, preseason All-America)
- 1990-91 Delmonica DeHorney (USA TODAY top 15; Street & Smith's, 1st team; Dick Vitale's Basketball, 2nd team)
- Amber Nicholas (Street & Smith's BB Yearbook, honorable mention).
- 1988-89 Shelly Wallace (American Women's Sports Federation, 2nd team; Street & Smith's, honorable mention)
- 1987-88 Delmonica DeHorney (American Women's Sports Federation, Freshman All-America Team)
- 1985-86 Lanell Dawson (American Women's Sports Federation, Freshman All-America Team; Women's Basketball Yearbook Freshman All-America, honorable mention)

COSIDA ACADEMIC ALL-AMERICA

- 2007-08 Sarah Pfeifer, national ballot
- 2006-07 Sarah Pfeifer, national ballot
- 2005-06 Kristin Peoples, 3rd Team
- 2004-05 Kristin Peoples, national ballot
- 1990-91 Amber Nicholas, 2nd Team
- 1989-90 Amber Nicholas, 3rd Team

COSIDA ACADEMIC ALL-DISTRICT

- 2007-08 Sarah Pfeifer, 1st Team
- Brittney Vaughn, 2nd Team
- 2006-07 Sarah Pfeifer, 1st Team
- 2005-06 Kristin Peoples, 1st Team
- 2004-05 Kristin Peoples, 1st Team
- Sarah Pfeifer, 2nd Team
- 1990-91 Amber Nicholas, 1st Team
- Sally Moore, 2nd Team



**Delmonica
DeHorney**



**Amber
NICHOLAS**

ALL-SOUTHEASTERN CONFERENCE

The All-Southeastern Conference team is selected by the league coaches and has changed twice in the recent seasons. Since the league's inception, the team was composed of a first- and second-team of 10 players each. In 2003, only 10 players -- five first, five second -- were selected. In 2004, 16 players -- eight first and eight second -- were chosen, the format which continues today. Five freshmen are chosen to the all-freshman team (with the exception of 1999). In addition, the academic team for the SEC, the SEC Academic Honor Roll, is chosen each season. After 2001, the honor roll is one year out of sequence to allow seniors to earn fourth-year honors. Recent additions to the team structure were made in 2003 with the Community Service Team, 2004 with Scholar-Athlete of the Year and Defensive Player of the Year, 2006 saw the first Freshmen of the Week and 2008 a five-player all-defensive team.

2012

C'eira Ricketts, Preseason First Team
(media & coaches)
C'eira Ricketts, First-Team (coaches)
C'eira Ricketts, Second-Team AP
C'eira Ricketts, *Preseason CollegeSports*
Madness.com First-Team All-SEC
C'eira Ricketts, *CollegeSportsMadness.com*
Second-Team All-SEC
Sarah Watkins, Preseason Second Team
(media & coaches)
Sarah Watkins, Second Team (coaches)
Sarah Watkins, *Preseason CollegeSports*
Madness.com Second-Team All-SEC
Sarah Watkins, *CollegeSportsMadness.com*
Fourth-Team All-SEC
Ashley Daniels *Preseason CollegeSports*
Madness.com Second-Team All-SEC
Julie Inman, Community Service Team
Tom Collen, SEC Coach of the Year (coaches)
Tom Collen, *CollegeSportsMadness.com*
Coach of the Year
Calli Berna, Freshman All-SEC

2011

C'eira Ricketts, Preseason Second Team (media)
C'eira Ricketts, Second Team (coaches)
Sarah Watkins, Second Team (coaches)
Ashley Daniels, Community Service Team

2010

C'eira Ricketts, Preseason Second Team (media)
C'eira Ricketts, Preseason First Team (coaches)
Ashlea Williams, Community Service Team

2009

C'eira Ricketts, Co-Freshman of the Year
C'eira Ricketts, Second Team
Charity Ford, Community Service Team
Lyndsay Harris, Freshman All-SEC
Lyndsay Harris, Freshman Academic Honor Roll
Charity Ford, Sixth Player of the Year
Ayanna Brereton, Academic Honor Roll
Brittney Richardson, Academic Honor Roll
Ashlea Williams, Academic Honor Roll

2008

Brittney Vaughn, All-Defense Team
Sarah Pfeifer, Academic Honor Roll
Sarah Pfeifer, Community Service Team
Brittney Vaughn, Academic Honor Roll

2007

Lauren Ervin, Second Team
Sarah Pfeifer, Scholar-Athlete of the Year
Sarah Pfeifer, Community Service Team
Leslie Howard, Academic Honor Roll
Sarah Pfeifer, Academic Honor Roll
Brittney Vaughn, Academic Honor Roll

2006

Rochelle Vaughn, Community Service Team
Kristin Peoples, Academic Honor Roll
Melissa Hobbs, Academic Honor Roll
Brittney Vaughn, Academic Honor Roll

2005

Sarah Pfeifer, Scholar-Athlete of the Year
Sarah Pfeifer, Community Service Team
Sarah Pfeifer, Academic Honor Roll
April Seggebruch, Academic Honor Roll
Rochelle Vaughn, Academic Honor Roll
Kristin Peoples, Academic Honor Roll
Melissa Hobbs, Academic Honor Roll
Adrienne Bush, Academic Honor Roll

2004

Shameka Christon, Player of the Year &
First Team
Kristin Peoples, Freshman All-SEC &
Academic Honor Roll
Rochelle Vaughn, Good Works Team*
Sarah Pfeifer, Academic Honor Roll
April Seggebruch, Academic Honor Roll
Rochelle Vaughn, Academic Honor Roll

2003

Shameka Christon, Second Team, Good Works*
Ruby Vaden, Freshman All-SEC
India Lewis, Academic Honor Roll
Shanna Harmon, Academic Honor Roll

2002

Shameka Christon, Second Team
Dana Cherry, Second Team
Celia Anderson, Academic Honor Roll
Wendi Willits, Academic Honor Roll
Shanna Harmon, Academic Honor Roll
India Lewis, Good Works Team*

2001

Shameka Christon, Freshman All-SEC
Wendi Willits, Academic Honor Roll
Celia Anderson, Academic Honor Roll
Joy Oakley, Good Works Team*

2000

Wendi Willits, Second Team
Celia Anderson, Academic Honor Roll
Karyn Karlin, Academic Honor Roll,
Good Works Team*
Brandi Whitehead, Academic Honor Roll
Wendi Willits, Academic Honor Roll
Amy Wright, Academic Honor Roll

1999

Karyn Karlin, Second Team
Karyn Karlin, Academic Honor Roll
Wendi Willits, Academic Honor Roll
Carrie Satterfield, Good Works Team*

1998

Christy Smith, First Team
Karyn Karlin, Second Team
Karyn Karlin, Academic Honor Roll
Carrie Satterfield, Academic Honor Roll
Christy Smith, Academic Honor Roll
Tiffany Wright, Academic Honor Roll

1997

Christy Smith, Second Team
Kimberly Wilson, Second Team
Karyn Karlin, SEC Freshman of the Year &
Freshman All-SEC
Kimberly Wilson, Academic Honor Roll
Christy Smith, Academic Honor Roll
Shaka Massey, Academic Honor Roll
Carrie Parker, Academic Honor Roll
Taqueta Roberson, Academic Honor Roll
Tiffany Wright, Academic Honor Roll

1996

Kimberly Wilson, Second Team
Shaka Massey, Freshman All-SEC
Sytia Messer, Freshman All-SEC
Christy Smith, Academic Honor Roll

1995

Christy Smith, Freshman of the Year, Second
Team; Consensus All Freshman Team
Kimberly Wilson, Second Team
Stephanie Bloomer, Second Team

1994

Kimberly Wilson, Freshman All-SEC

1993

Angela Davis, Academic Honor Roll
Blair Savage, Academic Honor Roll

1992

Amber Nicholas, Academic Honor Roll
Blair Savage, Academic Honor Roll

*Good Works Team became Community Service
Team

ALL-SEC TOURNAMENT

2003 Shameka Christon
2002 Shameka Christon

SEC PLAYER OF THE WEEK

2012 C'eira Ricketts, Nov. 14
Sarah Watkins, Jan. 23
Calli Berna, Feb. 13 (freshman)
2011 C'eira Ricketts, Dec. 6 & Dec. 20
Sarah Watkins, Jan. 10
2010 Quistelle Williams, Feb. 15 (freshman)
2009 C'eira Ricketts, Five Times (freshman)*
Charity Ford, Feb. 20
2008 Lauren Ervin, Dec. 5 & Dec. 31
2007 Brittney Vaughn, Dec. 18
Donica Cosby, Nov. 27 (freshman)



2006 Whitney Jones, Dec. 1 (freshman)
2004 Shameka Christon, Jan. 19, Feb. 9 (co)
2003 Shameka Christon, Jan. 20
India Lewis, Dec. 2, 2002
2001 Wendi Willits, Jan. 25
2000 Karyn Karlin, Feb. 7
Dana Cherry, Dec. 13, 1999
1998 Christy Smith, Jan. 12
1995 Christy Smith, Jan. 30
1994 Kimberly Wilson, Rookie of the Week
1992 Sha Hopson, Jan. 16
*Ties SEC Record

ASSOCIATED PRESS ALL-SOUTHEASTERN CONFERENCE

Starting with the 1998 season, the Associated
Press women's basketball writers voted All-
Southeastern Conference team.

2012 C'eira Ricketts, First Team
2011 C'eira Ricketts, Second Team
Sarah Watkins, Honorable Mention
2009 C'eira Ricketts, Honorable Mention
2008 Brittney Vaughn, Honorable Mention
2004 Shameka Christon, Player of the Year
& First Team
2003 Shameka Christon, Second Team
India Lewis, Third Team
2002 Shameka Christon, Dana Cherry, Honor-
able Mention
2001 Wendi Willits, Third Team
1999 Karyn Karlin, Second Team
1998 Christy Smith, First Team

SEC LEGENDS

2001 Christy Smith
2002 Wendi Willits
2003 Amber Shirey
2004 Christy Smith Flowers
2005 Tracy Webb Rice
2006 Bettye Fiscus Dickey
2007 Kimberly Wilson Jenkins
2008 Shelley Wallace
2009 Lisa Sparks Walker,
track and field
2010 Shameka Christon
2011 Delmonica
DeHorney Hawkins
2012 Sytia Messer

ALL-SOUTHWEST CONFERENCE

The All-Southwest Conference team selected by the league coaches was composed of five players from 1983-86. Starting in 1987, two five-player teams were chosen. In 1988, an academic team, co-sponsored by GTE, was started.

1991

Delmonica DeHorney, 1st Team, Player of the Year
Amber Nicholas, 1st Team, Academic Team
Blair Savage, 2nd Team
Sha Hopson, All-Newcomer Team

1990

Delmonica DeHorney, 1st Team, Player of the Year
Juliet Jackson, 2nd Team
Amber Nicholas, 2nd Team, Acad. Team
Sue Pack, Academic Team
John Sutherland, Coach of the Year

1989

Shelly Wallace, 1st Team
Juliet Jackson, 2nd Team
John Sutherland, Coach of the Year

1988

Shelly Wallace, 1st Team
Delmonica DeHorney, 2nd Team,
Newcomer of the Year
Cindy Daley, Academic Team

1987

Tracy Webb, 1st Team
Monica Brown, 2nd Team

1986

John Sutherland, Coach of the Year

1985

Bettye Fiscus

1984

Amanda Holley

1983

Bettye Fiscus

1982

Bettye Fiscus, Kim Bunge

ALL-SWC TOURNAMENT

1991 Amber Nicholas, MVP
Delmonica DeHorney, Sha Hopson
1989 Shelly Wallace, Lisa Martin
1987 Tracy Webb, Bronwyn Wynn
1985 Bettye Fiscus
1984 Amanda Holley
1983 Bettye Fiscus

SWC PLAYER OF THE WEEK

Player of the Week honors started in 1986-87.

1991 Delmonica DeHorney, Jan. 14, Feb. 21
Blair Savage, Dec. 17
1990 Delmonica DeHorney, Jan. 9, Feb. 6 (co-player), Feb. 27
Amber Nicholas, Feb. 13 (co-player)
Blair Savage, Jan. 23
1989 Shelly Wallace, Dec. 13, Dec. 20, Feb. 21

1988 Shelly Wallace, Feb. 16, Feb. 23, Mar. 7

1987 Bronwyn Wynn, Jan. 27

Tracy Webb, Feb. 17

Monica Brown, Feb. 24

SWC ALL-DECADE TEAM

Selected on the 10th anniversary of women's championships in the Southwest Conference.

FIRST TEAM

Delmonica DeHorney

SECOND TEAM

Bettye Fiscus

Shelly Wallace




NCAA WOMAN OF THE YEAR



Amber
NICHOLAS

1992 STATE WINNER



Blair
SAVAGE

1993 STATE WINNER



Christy
SMITH

1998 STATE WINNER

Started in 1991 to recognize female athletes, the NCAA Woman of the Year program showcases individuals who have been standouts in athletics, academics and community service.

The Razorback women's basketball team has three university and statewide selections in the NCAA Woman of the Year program.

The University of Arkansas has produced 10 of the first 11 Women of the Year for the state, including the first top 10 national finalist for the state of Arkansas -- track and field All-American Jessica Dailey.

Each NCAA member institution selects its university-wide Woman of the Year. Those nominations are forwarded to the state level where a panel of journalists and NCAA officials vote to select a representative for the state at the national level. These 51 state Women of the Year are honored at the NCAA Woman of the Year banquet where a top 10 and a single national Woman of the Year are chosen.

OTHER RAZORBACK HONORS

NCAA WOMAN OF THE YEAR

Christy Smith, 1998
State of Arkansas and National Finalist
Blair Savage, 1993
State of Arkansas and National Finalist
Amber Nicholas, 1992
State of Arkansas and National Finalist

NCAA POSTGRADUATE SCHOLARSHIP

Amber Nicholas, 1992-93

WADE TROPHY

Shameka Christon, 2004 finalist
Amber Nicholas, 1992 nominee
Delmonica DeHorney, 1991 finalist
Bettye Fiscus, 1985 finalist

NAISMITH AWARD

Shameka Christon, 2003 ballot, 2004 finalist
Christy Smith, 1997 ballot
Christy Smith, 1996 finalist
Delmonica DeHorney, 1991 finalist

WOODEN AWARD

Shameka Christon, 2004 finalist

ED STEITZ AWARD

Wendi Willits, 1999

ESPN THREE-POINT CONTEST

Wendi Willits, 2001

SPORTS ILLUSTRATED PLAYER OF THE WEEK

Delmonica DeHorney, March 1, 1990

NATIONAL COACH OF THE YEAR

Gary Blair, Basketball Times, 1995
Women's BB News Service, 1995

USA BASKETBALL TEAM TRIALS

C'eira Ricketts, 2009
Shameka Christon, 2009
Ruby Vaden, 2003
Danielle Allen, 2003
Shameka Christon, 2001, 2002
Christy Smith, 1997
Shaka Massey, 1996

USA JUNIOR NATIONAL TEAM

Shameka Christon, 2001 (FIBA Jr World Bronze Medal)

USA YOUNG WOMEN'S TEAM

Ruby Vaden, 2003 team alternate
Shameka Christon, 2002 (COPABA Gold Medal)

WORLD UNIVERSITY GAMES

Christy Smith, 1997, Gold Medalist

JONES CUP

Gary Blair, 1996, Assistant Coach

OLYMPIC FESTIVAL TEAM

Gary Blair, 1996, North team, head coach
Christy Smith, 1995, North team
Sha Hopson, 1991, South team

US SELECT TEAM TRIALS

Marsha Lackey-Vining, 1978
Debbie Roe, 1978
Shameka Christon, 2009

BELL ATLANTIC SCHOLAR-ATHLETE AWARD

Amber Nicholas, 1990

ENTERGY POSTGRADUATE SCHOLARSHIP

Blair Savage, 1993

WBCA ROBIN ROBERTS AWARD

Brittney Vaughn, 2008

WBCA/HONDA ALL-STAR CHALLENGE

Christy Smith, 1998 (Selected, did not play due to F4)

ATHLETES IN ACTION (COLLEGE)

Sytia Messer, 1997 (Europe)
Kimberly Wilson, 1995 (Africa)
Cheryl Orcholski, 1983 (S. America)
John Sutherland, 1983 (Asst. Coach, Asia)

ATHLETES IN ACTION (PRO)

Karyn Karlin, 2000 & 2001
(USA Tour Team)
Christy Smith, 2000, 1998 (USA Tour Team)
Sytia Messer, 1999 (USA Tour Team)

ATHLETIC INT'L MINISTRIES

Karyn Karlin, 1999, Collegiate Athlete of the Year
Christy Smith, 1998, Collegiate Athlete of the Year

WNBA CAMP

Lauren Ervin, 2009
Brittney Vaughn, 2008
Shameka Christon, 2004
Amy Wright, 2002
Wendi Willits, 2001
Karyn Karlin, 2000
Christy Smith, 1998
Kimberly Wilson, 1997

U19 WORLD CHAMPIONSHIP

C'eira Ricketts, 2009

COLLEGESPORTS360.COM PRIMETIME PERFORMER HONOR ROLL

Sarah Watkins, 1/25/12

RAZORBACKS IN THE PROS

Celia Anderson

Alexander the Great (Greece), 2001

Lonniya Bragg

Atlanta Flame (WBCBL), 2006 (MVP, 2006)
Sundsvall Saints (Sweden), 2008

Dana Cherry

Charlotte Sting (WNBA) [23rd pick overall; 2nd rd, 2003 draft]

Treva Christensen

Insolo (Finland), 2002

Shameka Christon

San Antonio Stars (2012-present)
Chicago Sky (2010-11)
New York Liberty (WNBA), 2004-2009
(5th pick overall; 1st round, 2004 draft, WNBA All-Star Team, 2009)
Rivas Futura (Spain) 2006
Elizur Ramla (Israel D. I), 2004-05
Hondarribia-Irun (Spain), 2008

Orenburg (Russia), 2009

Delmonica DeHorney

Japan Air Lines, 1991

Lauren Ervin

Connecticut Sun (WNBA), 2008-09
(37th pick overall, 3rd round, 2008 draft)
Sundsvall Saints (Sweden) 2009
Phoenix Mercury
Faenza (Italy), 2010-11
Washington Mystics
Ceyhan Bid (Turkey)
Leonas De Ponce (Puerto Rico)

Karyn Karlin

Birmingham Power (ABL), 2002
Miami Sol (WNBA), 2002 camp
BC Nokia (Finland), 2001
Calais (France), 2001

India Lewis

BL Levy (Holland), 2004

Shaka Massey

Charlotte Sting (WNBA), 2000
(59th pick overall; 4th round, 2000 draft)

Cheryl Orcholski

Columbus Minks (WBA), 1984 [40th pick of 1984 draft]

C'eira Ricketts

Phoenix Mercury (WNBA), 2012
(24th pick overall; 2nd round, 2012 draft)

Christy Smith

Charlotte Sting (WNBA), 1998 & 1999
(17th pick overall; 2nd round, 1998 draft)

Brittney Vaughn

Minnesota Lynx (WNBA), 2008
Visby (Sweden), 2008-09

Rochelle Vaughn

Dallas Lady Diesel (WBCBL), 2006
Russia, 2008-09

Wendi Willits

Los Angeles Sparks (WNBA), 2001
[Free agent]

Amy Wright

Detroit Shock (WNBA), 2002 camp

ALL-TOURNAMENT TEAM SELECTIONS



Bettye Fiscus (back row standing at left) is the first Razorback women's basketball player to earn all-tournament. This is the all-tournament team from one of the great women's basketball tournaments of the early era, the Northern Lights Invitational hosted by University of Alaska-Anchorage.

CONFERENCE, NATIONAL LEADERS

Individual -- NCAA Division I

1995 Christy Smith, free throw % 89.9% 1999 Wendi Willits, 3pt % 46.0%

Wendi Willits, 3pt made 104/3.2 per

Team -- NCAA Division I

1991 Field Goal Pct. 52.3% 1996 Kimberly Wilson, 3pt % 46.4%

1995 Christy Smith, free throw % 89.9%

Individual -- SEC

2012 Sarah Watkins (tie), blocks 2.5 bpg

2005 Steals 833/12.52 per

2000 3-Point Pct. 38.2%

Ashley Daniels, Off Reb. 3.3 orpg

1996 3-Point Pct. Defense 28.1%

2011 Lyndsay Harris, 3pt made 81/2.8 per

1995 Free Throw Pct. 77.0%

2004 Shameka Christon, scoring 611 pts/21.8 ppg

1993 3-Point Pct. Defense 23.9%

2002 India Lewis, 3pt made 89/2.8 per

Team -- SEC

2011-12 WBI Tip-Off Classic (Daytona Beach)

Sarah Watkins, all-tournament

C'eira Ricketts, MVP

Kamara Stancle, all-tourn.; Karyn Karlin, MVP

Women's NIT

Sytia Messer, all-tourn.; Lonniya Bragg, MVP

2010-11 UTEP Thanksgiving Classic

Lyndsay Harris, Sarah Watkins, all-tournament

C'eira Ricketts, Defensive MVP

1997-98 Arkansas Dial Classic VII

Sytia Messer, all-tourn.; Karyn Karlin, MVP

NCAA West Regional

Christy Smith, Treva Christensen, all-tourn.

Sytia Messer, MVP

2008-09 Commerce Bank Wildcat Classic

Whitney Jones, C'eira Ricketts, all-tournament

Junkanoo Jam

Lyndsay Harris, all-tournament

2007-08 UTSA Thanksgiving Classic

Whitney Jones, Lauren Ervin, all-tournament

Blue Sky Holiday Classic (Dartmouth)

Lauren Ervin, MVP

Brittney Vaughn, all-tournament

1996-97 Kona Classic

Karyn Karlin, Sytia Messer, all-tournament

Arkansas Dial Classic VI

Kim Wilson, Shaka Massey, all-tourn.;

Christy Smith, MVP

1995-96 Women's Pre-Season NIT

Christy Smith, Kimberly Wilson, all-tournament

Arkansas Dial Classic V

Kimberly Wilson, Kelly Johnson, all-tourn.;

Christy Smith, MVP

Dr. Pepper Holiday Classic (Baylor)

Kimberly Wilson, all-tourn.; Kelly Johnson,

Hustle award; Christy Smith, MVP

National Women's Inv. Tournament

Kimberly Wilson, all-tournament

2006-07 Hawaiian Airlines Rainbow Wahine Classic

Donica Cosby, all-tournament

2005-06 Florida International Holiday Classic

Kristin Moore, Rochelle Vaughn, all-tournament

2004-05 Flint Hills Resources Holiday Classic

Kristin Peoples, all-tournament

2003-04 LMU Thanksgiving Classic

Shameka Christon, MVP;

Rochelle Vaughn, all-tournament

2002-03 Paradise Jam

India Lewis, Shameka Christon, all-tournament

Gene Hackerman (Rice)

India Lewis, MVP

Shameka Christon, all-tournament

2000-01 Rainbow Wahine Invitational

Wendi Willits, Lonniya Bragg, all-tournament

1999-2000 Princeton Invitational

India Lewis, all-tourn.; Wendi Willits, MVP

1994-95 United States Olympic Festival

Christy Smith, all-tournament

Seven-Up/Desert Classic (UNLV)

Stephanie Bloomer, all-tournament

Kimberly Wilson, all-tournament & MVP

Arkansas Dial Classic IV

Kim Wilson, Christy Smith, all-tournament

Kelly Johnson, MVP

FIU Sun & Fun Tournament

Stephanie Bloomer, all-tournament

1993-94 Rainbow Wahine Classic

Stephanie Bloomer, all-tournament

Arkansas Dial Classic III

Stephanie Bloomer, all-tourn.;

Shea Henderson, MVP

1992-93 Arkansas Dial Classic II

Angela Davis, Blair Savage, all-tourn.;

Shea Henderson, MVP

1991-92 Arkansas Dial Classic

Angela Davis, Blair Savage, Amber

Nicholas, all-tournament; Nicholas, MVP

Lady Cougar Invitational (Houston)

Sha Hopson, all-tournament

1990-91 Arkansas Thanksgiving Tournament

Delmonica DeHorney, Amber Nicholas,

Christi Willson, all-tourn.; DeHorney, co-MVP

Washington State Dial Classic

Amber Nicholas, Delmonica DeHorney,

Blair Savage, Sally Moore, all-t.; Nicholas, MVP

Bell Atlantic Holiday (Rutgers)

Amber Nicholas, all-tournament

NCAA Midwest Regional

Delmonica DeHorney, all-tournament

1989-90 Arkansas Thanksgiving Tournament

Juliet Jackson, Sally Moore, Blair Savage,

all-tournament; Jackson and Moore, co-MVP

Arizona State Dial Classic

Juliet Jackson, Delmonica DeHorney,

all-tournament; Amber Nicholas, MVP

NCAA West Regional

Delmonica DeHorney, all-tournament

1988-89 Auburn Dial Classic

Shelly Wallace, all-tournament

Ladyjack (SFA) Dial Classic

Shelly Wallace, all-tournament

1986-87 BG (Bowling Green) Invitational

La nell Dawson, all-tournament

1985-86 Lady Rebel (Ole Miss) Dial Classic

Debra Williams, all-tournament

National Women's Inv. Tournament

La nell Dawson, Monica Brown, all

tournament; Tracy Webb, MVP

1983-84 Minnesota Dial Classic

Bettye Fiscus, Amanda Holley

1982-83 Lady Razorback Invitational

Bettye Fiscus, MVP

1981-82 Lady Razorback Invitational

Bettye Fiscus, MVP

Northern Lights Invitational

Bettye Fiscus, all-tournament


1980-81 Lady Razorback Invitational

Kim Bunge, MVP

COACHES **YEAR BY YEAR** SEC STANDINGS **LETTERWINNERS** ALONG WITH
TOP GAMES IN PROGRAM HISTORY AND HALL OF HONOR SELECTIONS

HISTORY

RAZORBACK WOMEN'S BASKETBALL



COACHES RECORDS

	YEAR	OVERALL				SOUTHEASTERN				SOUTHWEST				POSTSEASON
		ALL	HOME	ROAD	NEU.	PLACE	ALL	HOME	ROAD	PLACE	ALL	HOME	ROAD	
OGLE	76-77	10-6	6-0	4-5	0-1									
	77-78	14-9	8-1	5-5	1-3									
HENN	78-79	7-13	4-3	2-7	1-3									
	79-80	15-10	7-3	7-4	1-3									SWIAIW Regional
	80-81	11-18	7-6	1-9	3-3									SWIAIW Regional
WILLIS	81-82	26-10	12-0	6-7	8-3									AIAB Sweet 16
	82-83	21-8	9-0	7-8	5-0					2nd	6-2	4-0	2-2	
	83-84	20-9	11-2	6-6	3-1					3rd	11-5	7-1	4-4	
SUTHERLAND	84-85	20-8	12-2	6-4	2-2					3rd	11-5	6-2	5-3	
	85-86	22-8	11-1	9-6	2-1					2nd	13-3	7-1	6-2	NCAA First Round
	86-87	20-12	10-1	6-8	4-3					2nd	12-4	7-1	5-3	NWIT Champion
	87-88	13-15	9-4	3-9	1-2					4th	8-8	5-3	3-5	
	88-89	22-8	9-2	10-4	3-2					2nd	13-3	7-1	6-2	NCAA First Round
	89-90	25-5	11-3	12-1	2-1					t1st	15-1	7-1	8-0	NCAA Elite 8
	90-91	28-4	14-0	9-3	5-1					1st	15-1	8-0	7-1	NCAA Sweet 16
	91-92	11-14	9-3	1-10	1-1	11th	3-8	3-2	0-6					
	92-93	13-14	10-4	3-9	0-1	t8th	4-7	3-3	1-4					
	93-94	15-14	9-4	4-9	2-1	8th	3-8	2-3	1-5					
BLAIR	94-95	23-7	10-2	8-3	5-2	t4th	7-4	4-2	3-2					NCAA Second Round
	95-96	21-13	14-4	5-6	2-3	10th	3-8	3-3	0-5					NWIT Fourth Place
	96-97	18-10	12-3	3-6	3-1	7th	5-7	4-2	1-5					
	97-98	22-11	10-3	6-5	6-3	t6th	7-7	4-3	2-5					NCAA Final Four
	98-99	20-14	15-4	3-8	2-2	11th	5-9	3-4	2-5					WNIT Champion
	99-00	17-15	12-5	4-8	1-2	10th	4-10	4-3	0-7					WNIT Semifinals
	00-01	20-13	9-3	5-7	6-3	t6th	6-8	4-3	2-5					NCAA Second Round
	01-02	20-12	12-2	4-9	4-1	7th	7-7	6-1	2-5					NCAA Second Round
	02-03	22-11	12-2	5-6	5-3	7th	7-7	6-1	1-6					NCAA Second Round
	03-04	16-12	7-4	7-7	2-1	9th	5-9	3-4	2-5					
GARDNER	04-05	17-14	10-4	3-8	4-2	11th	3-11	3-4	0-7					WNIT Second Round
	05-06	13-15	9-4	2-10	2-1	t8th	5-9	4-3	1-6					
	06-07	18-13	7-6	9-5	2-2	10th	3-11	1-6	2-5					
	07-08	17-13	10-6	2-6	5-1	11th	2-12	1-6	1-6					
COLLEN	08-09	18-14	12-5	4-7	2-2	8th	6-8	3-4	3-4					WNIT Third Round
	09-10	12-18	5-7	3-8	4-3	12th	4-12	1-7	3-5					
	10-11	22-12	12-6	9-5	1-1	9th	6-10	2-6	4-4					WNIT Quarterfinals
	11-12	24-9	14-2	6-5	4-2	t4th	10-6	6-2	4-4					NCAA Second Round
	653-411	350-111	189-232	104-67		105-178	70-72	35-106		104-32	58-10	46-22		
	All Games	Home	Road	Neutral		SEC	Home	Road		SWC	Home	Road		
TOTAL	1064	461	421	171		288	142	141		136	68	68		
WIN %	(.614)	(.759)	(.449)	(.608)		(.365)	(.493)	(.248)		(.765)	(.853)	(.676)		

SUMMARY

COACH	TENURE	YRS	GAMES	W-L	PCT	CONF.	PCT.	LEAGUE
Sharon Ogle	1976-78	2	39	24-15	.615	n/a	---	
Joan Henn	1978-81	3	74	33-41	.446	n/a	---	
Matilda Willis	1981-84	3	94	67-27	.713	17-7	.708	SWC
John Sutherland	1984-93	9	262	174-88	.664	87-25	.777	SWC
						7-15	.318	SEC
Gary Blair	1993-2003	10	318	198-120	.623	54-75	.419	SEC
Susie Gardner	2003-2007	4	118	64-54	.542	16-40	.286	SEC
Tom Collen	2008-Present	5	159	93-66	.585	28-48	.368	SEC

COACHES RECORDS



Sharon Ogle



Joan Henn



Matilda Willis



John Sutherland



Gary Blair



Susie Gardner



Tom Collen

HEAD COACHES

Sharon Ogle, 1976-78
Joan Henn, 1978-81
Matilda Willis, 1981-84
John Sutherland, 1984-93
Gary Blair, 1993-2003
Susie Gardner, 2003-07
Tom Collen, 2007-present

Deceased (2000)
Head Coach at Tulsa

Head Coach at Texas A&M
Head Coach at Mercer

ASSISTANT/ ASSOCIATE HEAD COACHES

Asst. Head Coach Tom Collen, 1993-97
Assoc. HC Vic Schaefer, 2002-03
Assoc. HC Tim Eatman, 2007-10



ASSISTANT COACHES

Judy Grayston, 1978-79
Ann Keenan, 1979-80
Barbara Foley, 1980-81
Jeff Cohen, 1981-82
Lisa Parker, 1982-83
John Sutherland, 1982-85
Joey Anders, 1984-85
Journey Beard, 1984-85
Tracey Mays Stehlik, 1985-93
Don Paul, 1985-88
Leslie Byrd, 1988-89
Loy Moore, 1988-93
Sue Donohoe, 1993-94
Amber Nicholas Shirey, 1993-2007
Kit Kyle, 1994-96
Vic Schaefer, 1997-2003
Rena Holden, 2003-2005
Johnnie Harris, 2004-07
Khadija Head, 2005-06
Mike Neighbors, 2006-07
Trenia Tillis, 1996-2000
Kelly Bond, 2000-03
Charity Elliott, 2003-04
Zenarae Antoine, 2007-10
Greg Collins, 2007-present
Tari Cummings, 2011-present
Nicki Collen, 2011-present



DIRECTOR OF BASKETBALL OPERATIONS

Mike Neighbors, 1999-2001
Kelley Waters, 2001-2005
Khadija Head, 2004-05, 2006-07
Amber Shirey, 2007-2012
Jessica Bowie, 2012-present



STUDENT/GA COACHES

Kelly Lipe, 1983-84
Tracy Webb, 1987-88
Robyn Irwin, 1989-90
Gail Streigler, 1990-91
Jeannie Treat, 1991-92
Amber Nicholas, 1992-93
Blair Savage, 1993-94
Debbie Olivas, 1995-96
Kelly Johnson, 1996-97
Alli Clark, 2003-05
Allison Singleton, 2005-07
Angie Nelp, 2007-08
David Walker, 2008-10
Ashlea Williams, 2010-12



MANAGERS

Morgan Abernathy, 2010
Sammie Baird, 1982-86
Haley Bestgen, 2006-10
Nathan Bodenstein, 2005-07
Chana Boyland, 1985-86
Tina Brewer, 1984-85
Sheila Burns, 1978-79
Susanne Clark, 1991-94
Amy Clement, 1994-98
Jason Clemons, 1996-2000
Amanda Coughlin, 2010
Erin Cox, 2007-10
Tom Halbmaier, Jr., 1994-97
Ryenne Hartley, 2009-10t
Rita Ivie, 1983-86
Mike Jennings, 2010
Brittney Johnson, 2002-05
Karen Johnson, 1987-88
Jason Jones, 1990-93
M.J. Keeler, 2001-02
Dianne Lewis, 1977-78
Kelly Lipe, 1980-83
Kim Markham, 2001-02
Cynthia Mathis, 1984-85
Daisy Moore, 1992-93
Morgan Myrick, 2010
Martha Neal, 1987-91
Grace Parker, 2008-present
Emily Pearson, 2008-10
Caroline Powell, 2008-09
Peggy Price, 1979-81
Amira Qaddoumi, 1997-2001
Malina Qaddoumi, 1997-2001
Gail Saulsbury, 1976-77
Allison Singleton, 2001-2004
Trudi Spencer, 2005-08
Lisa Turner, 1978-79
Marsha Van Parys, 1981-83
Kristy Weathers, 1979-80
David Weaver, 1994-98

HEAD ATHLETIC TRAINERS

Jerry Cohen, 1976-78
Nancy Stevens, 1978-1989
Sally Werner-Ferrel, 1989-94
Ruth Harris DeBro, 1994-96
Julie Cain, 1995-96



ASSISTANT ATHLETIC TRAINERS

Kris Ring, 1996-99
Sean Collins, 1999-2004
Phill Vardimann, 2004-05
Sarah Melby, 2005-06
Jeremy Brazier, 2006-2012
Natalie Trotter, 2012-present



GA/STUDENT ATHLETIC TRAINERS

Trevor Carter, 1990-91
Monique Butcher, 1990-91
Traci Gardiner, 1990-92
Kelli Sheffield, 1991-94
Kim Kalina, 1992-94
Christie Clem, 1998-99
Dana Dethrow, 1989-91
Shane Bjornberg, 2001-02
John Parrigon, 2002-03
Maggie Harrington, 2003-04
Lucy Mansfield, 2004-05
Melinda McNew, 2005-06
Katie Weindinger, 2006-07
Rea Tribble, 2007-08
Katelyn Bishop, 2008-09
JoAnn ???, 2008-09
Kurt Andrews, 2009-10
Adrienne Flemming, 2009-10

MEDIA RELATIONS

Glynda Duncan, 1976-78
Ann O'Brien, 1978-80
Charlie Fiss, 1980-84
Maria Borgstrom, 1984-85
Steve Wright, 1985-89
Bill Smith, 1989-09
Jeri Thorpe, 2009-present



VIDEO COORDINATORS

Jake Nelp, 2007-08
David Walker, 2008-10
Jeff Brazier, 2010-present



YEAR-BY-YEAR RESULTS

1976-77

Overall: 10-6

Home: 6-0; Road: 4-5; Neutral: 0-1

	UA	OPP	W/L
Fri., 11-19	North Arkansas CC!	67	70 L
Wed., 12-1	at John Brown	92	87 W
Sat., 12-4	at Bartlesville Wesleyan	68	19 W
Sat., 12-11	John Brown	76	57 W
Sat., 1-15	at Tulsa	47	55 L
Sat., 1-22	NE Oklahoma St.	62	61 W
Fri., 1-28	at Cottey College	73	44 W
Sat., 1-29	at SW Missouri St.	56	46 W
Mon., 1-31	at North Ark. CC	65	67 L
Wed., 2-2	Carl Albert CC	50	41 W
Fri., 2-4	at NE Oklahoma St.	54	63 L
Sat., 2-5	at Oral Roberts	37	69 L
Mon., 2-7	Arkansas Tech	53	49 W
Thurs., 2-10	at Arkansas Tech	51	54 L
Sat., 2-19	Bartlesville Wesleyan	108	29 W
Sat., 2-26	Tulsa	59	48 W

! — Basketball Festival, West Fork, Ark.

1977-78

Overall: 14-9

Home: 8-1; Road: 5-5; Neutral: 1-3

	UA	OPP	W/L
Fri., 11-18	Ark. St.-Beebe!	62	58 W
Sat., 11-19	Eastern Oklahoma!	90	98 L
Tues., 11-22	at Tulsa	68	50 W
Thurs., 12-1	at John Brown	75	46 W
Tues., 12-6	at Pittsburg St.	67	52 W
Fri., 12-9	at UALR	74	54 W
Sat., 12-10	at Arkansas St.	59	67 L
Wed., 12-14	at Oklahoma	51	80 L
Mon., 1-9	at Oklahoma St.	53	56 L
Sat., 1-21	John Brown	70	57 W
Tues., 1-24	at NE Oklahoma St.	47	56 L
Thurs., 1-26	Tulsa	69	49 W
Tues., 1-31	at Arkansas Tech	65	74 L
Thurs., 2-2	Cottey College	97	29 W
Sat., 2-4	NE Oklahoma St.	72	60 W
Tues., 2-7	SW Missouri St.	66	35 W
Fri., 2-10	Baylor#	62	71 L
Fri., 2-10	Lamar#	50	55 L
Thurs., 2-16	Oral Roberts	71	88 L
Sat., 2-18	Oklahoma St.	55	47 W
Tues., 2-21	Arkansas Tech	61	51 W
Fri., 2-24	at Central Ark.	65	59 W
Thurs., 2-28	Arkansas St.	70	67 W

! — Basketball Festival, West Fork, Ark.

— Houston Tournament, Houston, Texas

1978-79

Overall: 7-13

Home: 4-3; Road: 2-7; Neutral: 1-3

	UA	OPP	W/L
Tues., 11-21	at Tulsa	79	76 W
Tues., 11-28	at John Brown	55	47 W
Thurs., 11-30	at #18 Louisiana Tech	28	82 L
Fri., 12-1	Mississippi College!	47	86 L
Tues., 12-5	at Oklahoma St.	50	60 L
Sat., 12-16	John Brown	73	48 W
Mon., 1-8	Arkansas Tech	55	58 L
Tues., 1-9	Pittsburg St.	58	50 W
Tues., 1-16	Tulsa	66	47 W
Sat., 1-20	at NE Oklahoma St.	64	79 L
Thurs., 1-25	at Arkansas St.	47	55 L
Thurs., 2-1	at SW Missouri St.	58	67 L
Sat., 2-3	at Oral Roberts	46	63 L
Fri., 2-9	Houston#	40	69 L
Sat., 2-10	Prairie View#	48	45 W
Sat., 2-10	Southern#	52	63 L
Wed., 2-14	NE Oklahoma St.	63	69 L
Tues., 2-20	Oklahoma	53	65 L
Thurs., 2-22	at Memphis St.	66	86 L
Wed., 2-28	Arkansas St.	52	37 W

! — at Ruston, La.

— City of Houston Tournament, Houston, Tex.

1979-80

Overall: 15-10

Home: 7-3; Road: 7-4; Neutral: 1-3

	UA	OPP	W/L
Fri., 11-16	Missouri Southern	53	45 W
Mon., 11-19	Iowa St.	56	39 W
Wed., 11-28	at Crowder Col.	63	51 W
Sat., 12-1	Rice	53	35 W
Thurs., 12-6	Rice!	56	51 W
Sat., 12-8	Texas Southern!	47	70 L
Wed., 12-12	Texas A&I!	71	54 W
Sat., 12-15	NE Oklahoma St.	62	58 W
Sat., 1-5	at Pittsburg St. (OT)	60	59 W
Fri., 1-11	at New Orleans	71	47 W
Sat., 1-12	at Tulane	66	65 W
Fri., 1-18	Eastern Oklahoma	39	53 L
Sat., 1-19	Oral Roberts	66	64 W
Tues., 1-22	Oklahoma St.	53	59 L
Sat., 1-26	Alabama	68	54 W
Tues., 1-29	SW Missouri St.	68	36 W
Fri., 2-1	at NE Oklahoma St.	57	42 W
Fri., 2-8	North Texas St.#	50	59 L
Sat., 2-9	Texas Women's#	58	67 L
Tues., 2-12	Memphis St.	65	71 L
Fri., 2-15	at Phillips (OT)	73	77 L
Sat., 2-16	at Oklahoma	50	57 L
Fri., 2-25	at Arkansas Tech	45	55 L
Sat., 3-1	at Arkansas St.	62	55 W
Thurs., 3-6	Texas Tech\$	46	74 L

! — Texas A&I Tournament, Kingsville, Texas

— Mean Green Classic, Denton, Texas

\$ — SWAIAW Regional, Baton Rouge, La.

1980-81

Overall: 11-18

Home: 7-6; Road: 1-9; Neutral: 3-3

	UA	OPP	W/L
Tues., 11-18	at Mo. Southern	67	61 W
Tues., 11-25	Northeast La.	77	68 W
Thurs., 12-4	at Northwestern St.	62	73 L
Sat., 12-6	at SMU	58	69 L
Wed., 12-10	Georgia	49	61 L
Sat., 12-13	Arkansas State	57	50 W
Fri., 12-19	at Drake	60	87 L
Sat., 12-20	at Iowa State	60	71 L
Sat., 1-3	Oklahoma	68	75 L
Thurs., 1-8	Wichita State!	47	68 L
Fri., 1-9	Southern Illinois!	61	68 L
Sat., 1-10	New Mexico!	69	50 W
Fri., 1-16	at Ala.-Birmingham	48	82 L
Sat., 1-17	at Alabama	65	70 L
Sat., 1-24	Oklahoma City	74	54 W
Mon., 1-26	Ark. Tech (#2, NAIA)	50	51 L
Thurs., 1-29	#14 Texas*	61	110 L
Fri., 1-30	Texas A&M%	80	62 W
Sat., 1-31	SMU%	66	61 W
Tues., 2-3	Tulsa	88	67 W
Sat., 2-7	Phillips	89	66 W
Tues., 2-10	Baylor	62	73 L
Fri., 2-13	Tennessee-Martin@	66	46 W
Sat., 2-14	McNeese State@	77	62 W
Tues., 2-17	at Memphis St.	57	86 L
Sat., 2-21	at Arkansas Tech	64	70 L
Mon., 2-23	#17 Delta State	53	84 L
Sat., 3-7	Oklahoma State	68	69 L
Sat., 3-14	Oral Roberts\$	57	59 L

! — Pizza Hut Invitational, Wichita, Kansas

% — SWC Tournament, Houston, Texas

@ — Lady Razorback Invitational

\$ — SWAIAW Sub-Regional, Tulsa, Okla.

1981-82

Overall: 26-10

Home: 12-0; Road: 6-7; Neutral: 8-3

	UA	OPP	W/L
Tues., 11-17	SE Oklahoma	64	58 W
Fri., 11-20	Northwestern St.	78	64 W
Mon., 11-23	at Tulsa	76	60 W
Fri., 11-27	Tennessee Tech!	75	96 L
Sat., 11-28	South Alabama!	78	55 W
Thurs., 12-3	Centenary#	78	55 W
Sat., 12-5	at Northeast La.	70	68 W
Mon., 12-7	at Oral Roberts	61	75 L
Sat., 12-12	Centenary	67	47 W
Thurs., 12-17	Grambling	83	60 W
Sat., 12-19	Arkansas College&	57	39 W
Sat., 1-2	#20 Kansas State	68	53 W
Wed., 1-6	SMU	76	59 W
Sat., 1-9	Evangel College	88	41 W
Tues., 1-12	Oral Roberts	61	57 W
Fri., 1-15	at SW Louisiana	90	59 W
Sat., 1-16	at McNeese State	75	96 L
Sat., 1-23	Southern	85	64 W
Wed., 1-27	Texas Tech%	70	55 W
Thurs., 1-28	Baylor%	71	66 W
Fri., 1-29	#10 Texas%	53	68 L
Fri., 2-5	at Oklahoma City	48	54 L
Sun., 2-7	at Oklahoma	64	65 L
Fri., 2-12	at Texas A&M	70	60 W
Sat., 2-13	at Houston	72	62 W
Tues., 2-16	Oklahoma St.	79	70 W
Fri., 2-19	Texas Southern@	65	56 W
Sat., 2-20	Wichita State@	82	72 W
Tues., 2-23	at #18 Delta State	64	75 L
Fri., 2-26	Indiana*	60	63 L
Sat., 2-27	Alaska*	85	52 W
Sun., 2-28	Washington* (OT)	75	70 W
Thurs., 3-11	Oklahoma City\$	78	67 W
Fri., 3-12	Wayland Baptist\$	57	61 L
Sat., 3-13	New Orleans\$	76	74 W
Sun., 3-21	California\$	62	66 L

! — Tip-Off Classic, Cookeville, Tenn. || # — at Camden, Ark.

& — at Wynne, Ark. || % — SWC Tourn., College Station, Texas

@ — Lady Razorback Invitational

* — Northern Lights Inv., Anchorage, Alaska

\$ — SWAIAW Regional, Lubbock, Texas

\$\$ — AIAW Championships, Berkeley, Calif.

1982-83

Overall: 21-8

SWC: 6-2 (2nd)

Home: 9-0; Road: 7-8; Neutral: 5-0

	UA	OPP	W/L
Fri., 11-26	#11 Kansas State!	79	86 L
Sat., 11-27	Indiana!	62	61 W
Fri., 12-3	Montana!	55	43 W
Sun., 12-5	California#	84	66 W
Sat., 12-11	Oklahoma City	86	57 W
Fri., 12-17	at SE Oklahoma	71	52 W
Mon., 1-3	at Arkansas St.	80	47 W
Wed., 1-5	at Northwestern St.	58	62 L
Fri., 1-7	at Grambling	57	52 W
Sat., 1-8	at #2 Louisiana Tech	34	74 L
Tues., 1-11	TCU*	105	44 W
Fri., 1-14	Georgia State&	70	62 W
Sat., 1-15	#7 Kentucky&	43	77 L
Wed., 1-19	Texas A&M*	75	57 W
Fri., 1-28	at Lamar	52	60 L
Sat., 1-29	at Houston*	62	58 W
Fri., 2-4	Murray State@	100	69 W
Sat., 2-5	Middle Tennessee@	73	72 W
Mon., 2-7	Delta State	84	77 W
Mon., 2-14	at Baylor*	65	72 L
Tues., 2-15	at SMU*	60	54 W
Fri., 2-18	Rice*	68	43 W
Mon., 2-21	at #3 Texas*	67	89 L
Thurs., 2-24	Texas Tech*	74	67 W
Sat., 2-26	Northwestern St.	86	76 W
Wed., 3-2	at SW Missouri St.	76	54 W
Fri., 3-11	Texas A&M%	66	57 W
Sat., 3-12	Baylor%	65	62 W
Sun., 3-13	#3 Texas%	54	80 L

* — Southwest Conference Game

! — Converse Little Apple Classic, Manhattan, Kansas

— Golden Bear Classic, Berkeley, Calif.

& — Lady Kat Invitational, Lexington, Ky.

@ — Lady Razorback Invitational

% — SWC Tournament, Austin, Texas

1983-84

Overall: 20-9

SWC: 11-5 (3rd)

Home: 11-2; Road: 6-6; Neutral: 3-1

	UA	OPP	W/L
Fri., 11-25	Kansas!	72	53 W
Sat., 11-26	Minnesota!	76	60 W
Tues., 11-29	#2 La. Tech	52	75 L
Sat., 12-3	Oklahoma St.	71	66 W
Tues., 12-6	SW Missouri St.	78	45 W
Sat., 12-10	at Oral Roberts	65	71 L
Sat., 12-17	Oral Roberts	84	70 W
Mon., 12-19	Northwestern St.&	75	73 W
Thurs., 1-5	Cal Poly-Pomona#	58	48 W
Fri., 1-6	Oregon#	65	54 W
Sat., 1-7	Nevada-Las Vegas#	62	68 L
Sat., 1-14	at TCU*	55	48 W
Mon., 1-16	at #3 Texas*	63	89 L
Thurs., 1-19	Texas Tech*	64	61 W
Sat., 1-21	at Texas A&M*	69	63 W
Mon., 1-23	at Baylor*	59	61 L
Thurs., 1-26	Houston*	68	58 W
Sat., 1-28	Rice*	82	51 W
Mon., 1-30	SMU*	79	59 W
Sat., 2-4	Baylor*	71	57 W
Mon., 2-6	Texas A&M*	83	70 W
Sat., 2-11	at SMU*	66	59 W
Mon., 2-13	at Texas Tech*	62	71 L
Sat., 2-18	#1 Texas*	70	71 L
Wed., 2-22	TCU*	83	67 W
Sat., 2-25	at Houston*	54	66 L
Mon., 2-27	at Rice*	85	66 W
Tues., 3-6	Texas A&M%	75	66 W
Thurs., 3-8	Texas Tech%	43	56 L

* — Southwest Conference Game

! — Minnesota Dial Classic, Minneapolis, Minn.

& — Little Rock, Ark.; Barton Coliseum

— UNLV Round Robin Classic, Las Vegas

1984-85

Overall: 20-8

SWC: 11-5 (3rd)

Home: 12-2; Road: 6-4; Neutral: 2-2

	UA	OPP	W/L
Mon., 11-19	Oral Roberts	78	55 W
Fri., 11-23	Miami (Florida)!	79	58 W
Sat., 11-24	Auburn!	65	70 L
Sat., 12-1	at Oklahoma St.	73	90 L
Sat., 12-8	at SW Missouri St.	76	64 W
Tues., 12-11	School of the Ozarks	85	58 W
Sun., 12-16	Grambling#	96	57 W
Wed., 1-2	at Texas A&M*	81	67 W
Sat., 1-5	at SMU*	80	64 W
Tues., 1-8	TCU*	74	54 W
Sat., 1-12	#3 Texas*	60	85 L
Tues., 1-15	at #16 Texas Tech*	74	78 L
Thurs., 1-17	Tulsa	88	54 W
Sat., 1-19	at Houston*	62	79 L
Tues., 1-22	Rice*	81	57 W
Fri., 1-25	UM-Kansas City	79	47 W
Wed., 1-30	at Baylor*	80	76 W
Sat., 2-2	Texas A&M*	75	65 W
Tues., 2-5	SMU*	85	56 W
Sat., 2-9	at TCU*	92	69 W
Tues., 2-12	at #1 Texas*	71	89 L
Sat., 2-16	#16 Texas Tech*	65	55 W
Tues., 2-19	Houston*	71	73 L
Sat., 2-23	at Rice*	69	52 W
Mon., 2-25	Creighton	84	56 W
Sat., 3-2	Baylor*	88	67 W
Mon., 3-4	Baylor%	78	69 W
Tues., 3-7	#1 Texas%	62	104 L

* — Southwest Conference Game

YEAR-BY-YEAR RESULTS

1985-86

Overall: 22-8

SWC: 13-3 (2nd)

Home: 11-1; Road: 9-6; Neutral: 2-1

	UA	OPP	W/L
Tues., 11-26 SW Missouri St.	94	51	W
Sat., 11-30 at Rutgers	63	72	L
Sun., 12-1 at Seton Hall	69	60	W
Thurs., 12-5 at Oral Roberts	72	78	L
Mon., 12-9 Oklahoma State	90	51	W
Fri., 12-13 Central Florida!	101	74	W
Sat., 12-14 #8 Mississippi!	61	76	L
Sat., 12-21 #14 Oklahoma	79	66	W
Sun., 12-22 Memphis St.	76	64	W
Thurs., 1-2 SMU*	90	78	W
Sat., 1-4 at TCU*	94	61	W
Tues., 1-7 at #1 Texas*	44	75	L
Sat., 1-11 #24 Texas Tech*	62	60	W
Tues., 1-14 Houston*	66	60	W
Sat., 1-18 at Rice*	64	52	W
Sat., 1-25 Baylor*	86	55	W
Tues., 1-28 at Texas A&M*	74	65	W
Wed., 1-29 at Lamar	67	55	W
Sat., 2-1 at SMU*	79	53	W
Tues., 2-4 TCU*	109	59	W
Sat., 2-8 #1 Texas*	57	75	L
Tues., 2-11 at Texas Tech*	60	73	L
Sat., 2-15 at Houston*	77	67	W
Tues., 2-18 Rice*	67	55	W
Sat., 2-22 at Tulsa	62	49	W
Wed., 2-26 at Baylor*	86	63	W
Sat., 3-1 Texas A&M*	75	67	W
Tues., 3-4 SMU%	82	75	W
Wed., 3-5 Texas Tech%	48	58	L
Wed., 3-12 at Missouri!	65	66	L

* - Southwest Conference Game

! - Lady Rebel Dial Classic, Oxford, Miss.

% - SWC Tournament, Dallas, Texas

\$ - NCAA Midwest First Round, Columbia, Mo.

1986-87

Overall: 20-12

SWC: 12-4 (2nd)

Home: 10-1; Road: 6-8; Neutral: 4-3

	UA	OPP	W/L
Tues., 11-25 Southern	103	51	W
Sat., 11-29 Western Kentucky!	76	86	L
Sun., 11-30 Missouri!	66	69	L
Thurs., 12-4 Miss. Valley St.	95	82	W
Sat., 12-6 at Oklahoma	70	76	L
Mon., 12-8 at Oklahoma St.	65	68	L
Fri., 12-12 #7 CS-Long Beach#	58	76	L
Sat., 12-13 Montana St.!	68	70	L
Thurs., 12-18 at SW Missouri St.	78	61	W
Mon., 12-22 at Memphis St.	60	79	L
Sat., 1-3 TCU*	94	55	W
Tues., 1-6 #1 Texas*	56	59	L
Sat., 1-10 at Texas Tech*	53	51	W
Wed., 1-14 at Houston* (OT)	76	78	L
Sat., 1-17 Rice*	79	53	W
Thurs., 1-22 at Baylor*	65	71	L
Sat., 1-24 Texas A&M*	86	69	W
Mon., 1-26 SMU*	94	71	W
Sat., 1-31 at TCU*	76	53	W
Tues., 2-3 at #1 Texas*	65	91	L
Sat., 2-7 Texas Tech* (OT)	69	65	W
Tues., 2-10 Houston*	78	60	W
Sat., 2-14 at Rice*	88	71	W
Thurs., 2-19 Oral Roberts	115	66	W
Sat., 2-21 Baylor*	77	51	W
Wed., 2-25 at Texas A&M*	63	57	W
Sat., 2-28 at SMU*	93	53	W
Fri., 3-5 Houston%	96	82	W
Sun., 3-7 #1 Texas%	70	72	L
Wed., 3-19 Montana\$	92	74	W
Thurs., 3-20 Providence\$	101	91	W
Fri., 3-21 California\$	112	80	W

* - Southwest Conference Game

! - BG Bank Invitational, Bowling Green, Ky.

- Cal. St. Long Beach Dial Classic, Long Beach, Calif.

% - SWC Tournament, Dallas, Texas

\$ - NWIT, Amarillo, Texas

1987-88

Overall: 13-15

SWC: 8-8 (4th)

Home: 9-4; Road: 3-9; Neutral: 1-2

	UA	OPP	W/L
Fri., 11-27 Akron!	70	62	W
Sat., 11-28 Kansas!	68	75	L
Mon., 11-30 Miss. Valley St.	76	71	W
Fri., 12-4 Hawai'i#	66	85	L
Sat., 12-5 Loyola-Marymount#	58	60	L
Wed., 12-9 #8 Mississippi@	72	88	L
Sat., 12-12 UT-San Antonio	84	73	W
Sat., 12-19 SW Missouri St.	85	71	W
Mon., 12-21 SF Austin	59	93	L
Sat., 1-2 at Oral Roberts	66	77	L
Tues., 1-5 #1 Texas*	70	89	L
Sat., 1-9 TCU*	87	75	W
Wed., 1-13 at SMU*	69	68	W
Sat., 1-16 at Texas A&M*	56	60	L
Tues., 1-19 at Baylor*	80	68	W
Wed., 1-27 at Rice*	63	60	W
Sat., 1-30 Houston*	58	70	L
Tues., 2-2 Texas Tech*	80	67	W
Sat., 2-6 at #5 Texas*	54	84	L
Tues., 2-9 at TCU*	69	73	L
Sat., 2-13 SMU*	78	85	L
Tues., 2-16 Texas A&M*	79	69	W
Sat., 2-20 at Baylor*	71	56	W
Wed., 2-23 UM-Kansas City	102	85	W
Sat., 2-27 Rice*	79	73	W
Wed., 3-2 at Houston*	89	97	L
Sat., 3-5 at Texas Tech*	70	82	L
Thurs., 3-10 Texas A&M%	58	59	L

* - Southwest Conference Game

! - Lady Jayhawk Dial Classic, Lawrence, Kan.

- Hawaii Early Season Festival, Honolulu, Hawai'i

@ - Pine Bluff, Ark.

% - SWC Tournament, Dallas, Texas

1988-89

Overall: 22-8

SWC: 13-3 (2nd)

Home: 9-2; Road: 10-4; Neutral: 3-2

	UA	OPP	W/L
Sat., 11-25 #4 Maryland!	84	110	L
Sun., 11-26 Tennessee St.!	114	42	W
Fri., 12-2 #13 SF Austin#	75	93	L
Sat., 12-3 UT-San Antonio#	75	57	W
Wed., 12-7 at #9 Mississippi	63	75	L
Sat., 12-10 Miss. Valley St.	107	83	W
Mon., 12-12 Oral Roberts	113	69	W
Sat., 12-17 at SW Missouri St.	88	66	W
Tues., 1-3 Texas Tech*	75	64	W
Sat., 1-7 at #4 Texas	67	104	L
Mon., 1-9 at UT-San Antonio	97	77	W
Tues., 1-10 at TCU*	83	69	W
Sat., 1-14 SMU*	74	84	L
Tues., 1-17 Texas A&M*	91	90	W
Sat., 1-21 at Baylor*	95	87	W
Sat., 1-28 Rice*	81	62	W
Tues., 1-31 at Houston*	84	82	W
Thurs., 2-2 New Orleans	61	60	W
Sat., 2-4 at Texas Tech*	74	65	W
Tues., 2-7 #11 Texas*	67	87	L
Sat., 2-11 TCU*	77	70	W
Wed., 2-15 at SMU*	87	72	W
Sat., 2-18 at Texas A&M*	74	73	W
Tues., 2-21 Baylor*	98	50	W
Sat., 2-25 at Missouri-KC	46	42	W
Tues., 2-28 at Rice*	109	73	W
Sat., 3-4 Houston*	90	88	W
Wed., 3-8 Texas Tech%	79	72	W
Sat., 3-11 #6 Texas%	99	101	L
Wed., 3-15 at #5 Purdue\$	63	91	L

* - Southwest Conference Game

! - Auburn Dial Classic, Auburn, Ala.

- LadyJack Dial Classic, Nacogdoches, Texas

% - SWC Tournament, Dallas, Texas

\$ - NCAA Midwest First Round, West Lafayette, Ind.

1989-90

Overall: 25-5

SWC: 15-1 (1st) CO-CHAMPIONS

Home: 11-3; Road: 12-1; Neutral: 2-1

	UA	OPP	W/L
Fri., 11-24 Miss. Valley St.!	93	50	W
Sat., 11-25 Texas-El Paso!	87	61	W
Wed., 11-29 SW Missouri St.	87	60	W
Fri., 12-1 Univ. of Detroit@	112	68	W
Sat., 12-2 at Arizona St.@	85	63	W
Sat., 12-9 Kansas	51	56	L
Tues., 12-12 at Oklahoma	86	68	W
Thurs., 12-14 #7 Auburn	69	84	L
Wed., 1-3 at Houston*	75	64	W
Sat., 1-6 at Texas Tech (OT)*	76	74	W
Tues., 1-9 Baylor*	81	43	W
Sat., 1-13 TCU*	86	65	W
Wed., 1-17 at SMU*	84	52	W
Sat., 1-20 at Texas A&M*	70	64	W
Mon., 1-22 at New Orleans	71	63	W
Wed., 1-24 #1 Texas*	75	84	L
Tues., 1-30 at Rice*	78	49	W
Sat., 2-3 Houston*	88	70	W
Tues., 2-6 Texas Tech*	62	55	W
Sat., 2-10 at Baylor*	98	61	W
Tues., 2-13 at TCU*	85	65	W
Sat., 2-17 SMU*	74	60	W
Tues., 2-20 Texas A&M* [25]	76	63	W
Fri., 2-23 at #6 Texas* [25]	82	77	W
Sat., 3-3 Rice* [19]	77	56	W
Wed., 3-7 Texas Tech% [19]	60	69	L
Wed., 3-14 UCLA\$ (OT) [22]	90	80	W
Sun., 3-18 at #7 Georgia\$\$ [22]	81	70	W
Thurs., 3-22 #6 SF Austin\$\$\$ [22]	87	82	W
Sat., 3-24 at #2 Stanford\$\$\$ [22]	87	114	L

[xx] - Arkansas' ranking at time of game

* - Southwest Conference Game

! - Arkansas Thanksgiving Tourn., Fayetteville

@ - Dial Classic, Tempe, Ariz.

% - SWC Tournament, Dallas, Texas

\$ - NCAA West Region 1st Round, Fayetteville

\$\$ - NCAA West Region 2nd Round, Athens, Ga.

\$\$\$ - NCAA West Regionals, Stanford, Calif.

1990-91

Overall: 28-4

SWC: 15-1 (1st) CHAMPIONS

Home: 14-0; Road: 9-3; Neutral: 5-1

	UA	OPP	W/L
Presseason #10			
Fri., 11-23 Boston College! [8]	105	74	W
Sat., 11-24 Stephen F. Austin! [8]	81	72	W
Tues., 11-27 Oklahoma [8]	84	72	W
Fri., 11-30 Southern Utah@ [8]	104	51	W
Sat., 12-1 at Wash. St.@ [8]	68	48	W
Wed., 12-5 Murray St. [8]	102	48	W
Sat., 12-8 at Oklahoma St. [8]	61	75	L
Wed., 12-12 at SW Missouri [13]	62	55	W
Sat., 12-15 #8 Mississippi [13]	79	70	W
Fri., 12-28 at #17 Rutgers# [9]	60	89	L
Sat., 12-29 Maryland# [9]	79	68	W
Wed., 1-2 at Rice* [14]	70	52	W
Sat., 1-5 Houston* [14]	88	61	W
Tues., 1-8 #20 Texas* [14]	76	61	W
Sat., 1-12 at Texas Tech* [14]	64	62	W
Wed., 1-16 at TCU* [12]	95	62	W
Sat., 1-15 SMU* [12]	99	61	W
Tues., 1-22 Texas A&M* [11]	90	66	W
Sat., 1-26 at Baylor* [11]	77	78	L
Sat., 2-2 Rice* [12]	96	74	W
Wed., 2-6 at Houston* [11]	78	76	W
Sat., 2-9 at #15 Texas* [11]	73	68	W
Tues., 2-12 Texas Tech* [9]	82	70	W
Sat., 2-16 TCU* [9]	82	46	W
Tues., 2-19 at SMU* [9]	77	66	W
Sun., 2-24 at Texas A&M* [9]	91	68	W
Wed., 2-27 Baylor* [8]	90	74	W
Wed., 3-6 Baylor% [8]	108	63	W
Thurs., 3-7 Houston% (OT) [8]	83	77	W
Sat., 3-9 Texas Tech% [8]	60	51	W
Sat., 3-16 #22 Northwestern\$ [9]	105	68	W
Thurs., 3-21 #24 Lamar\$ [9]	75	91	L

[xx] - Arkansas' ranking at time of game

* - Southwest Conference Game

! - Arkansas Thanksgiving Tourn., Fayetteville

@ - Washington St Dial Classic, Pullman, Wash.

- Bell Atlantic Holiday Classic, Piscataway, N.J.

% - SWC Tournament, Dallas, Texas

\$ - NCAA Midwest 2nd Round, Fayetteville

\$\$ - NCAA Midwest Regionals, Austin, Texas



Razorback Amber Nicholas cuts down the net after the 1991 Southwest Conference title in Dallas, Texas.

YEAR-BY-YEAR RESULTS

1991-92

Overall: 11-14

SEC: 3-8 (11th)

Home: 9-3; Road: 1-10; Neutral: 1-1

	Preseason #11	UA	OPP	W/L
Sun., 11-24	at #14 SF Austin [11]	57	83	L
Fri., 11-29	Alabama State! [18]	84	31	W
Sat., 11-30	Missouri-KC! [18]	73	61	W
Tues., 12-3	Oklahoma St. [18]	72	57	W
Fri., 12-6	Grambling St. [14]	90	66	W
Sat., 12-7	at #23 Houston [14]	61	78	L
Thurs., 12-19	Georgia* [20]	62	79	L
Sat., 12-21	Kent State [20]	89	72	W
Mon., 12-30	#24 SW Missouri [25]	52	67	L
Sat., 1-4	at Mississippi*	65	66	L
Sun., 1-5	at Memphis St.	50	58	L
Thurs., 1-9	Colorado	56	51	W
Sat., 1-11	#17 Auburn*	67	56	W
Mon., 1-13	at Oklahoma	57	55	W
Sat., 1-18	at Florida*	46	58	L
Fri., 1-24	at Kentucky* (OT)	74	75	L
Sun., 1-26	at West Virginia	60	81	L
Thurs., 1-30	Oral Roberts	88	64	W
Sat., 2-1	South Carolina*	58	51	W
Sat., 2-8	at #13 Vanderbilt*	75	79	L
Sat., 2-11	Louisiana State*	74	66	W
Sat., 2-15	at Mississippi State*	66	76	L
Sat., 2-22	Alabama*	76	80	L
Sat., 2-29	at #2 Tennessee*	59	105	L
Fri., 3-6	Kentucky%	63	79	L

[xx] - Arkansas' ranking at time of game

* - Southeastern Conference Game

! - Arkansas Dial Classic, Fayetteville

@ - Lady Cougar Invitational, Houston, Texas

% - SEC Tournament, Albany, Georgia

1992-93

Overall: 13-14

SEC: 4-7 (8th)

Home: 10-4; Road: 3-9; Neutral: 0-1

		UA	OPP	W/L
Tues., 12-1	at #13 SW Missouri	55	64	L
Fri., 12-4	North Texas!	102	58	W
Sat., 12-5	Butler!	80	66	W
Tues., 12-8	at #19 Colorado	67	94	L
Fri., 12-18	at #21 DePaul	47	71	L
Sat., 12-19	at Loyola-Chicago	75	70	W
Tues., 12-22	Texas-Arlington	70	43	W
Thurs., 12-31	Washington St.	84	62	W
Sat., 1-2	Ole Miss*	73	72	W
Tues., 1-5	at Oklahoma St.	47	62	L
Sat., 1-9	at #12 Auburn*	49	68	L
Wed., 1-13	at Georgia*	71	91	L
Sat., 1-16	Florida*	60	68	L
Wed., 1-20	Oklahoma	63	70	L
Sat., 1-23	#24 Kentucky*	45	43	W
Thurs., 1-28	at SC State	73	59	W
Sat., 1-30	at S. Carolina*	51	76	L
Tues., 2-2	Memphis State	82	60	W
Sat., 2-6	#6 Vanderbilt*	59	80	L
Wed., 2-10	at Louisiana State*	69	66	W
Sat., 2-13	Mississippi State*	80	51	W
Tues., 2-16	at Northwestern St.	62	77	L
Sat., 2-20	at Alabama*	56	66	L
Thurs., 2-25	Jackson State	82	39	W
Sat., 2-27	#1 Tennessee*	55	72	L
Mon., 3-1	Oral Roberts	96	60	W
Fri., 3-5	Georgia%	73	84	L

* - Southeastern Conference Game

! - Arkansas Dial Classic II, Fayetteville

% - SEC Tournament, Chattanooga, Tenn.

1993-94

Overall: 15-14

SEC: 3-8 (8th)

Home: 9-4; Road: 4-9; Neutral: 2-1

		UA	OPP	W/L
Tues., 11-30	at Kent	81	86	L
Thurs., 12-3	Boise State@	92	75	W
Fri., 12-4	San Francisco@	62	44	W
Sat., 12-5	at Hawaii@	58	88	L
Wed., 12-8	DePaul	80	68	W
Fri., 12-17	New Orleans!	60	59	W
Sat., 12-18	Northwestern State!	85	74	W
Tues., 12-21	at SMU	81	89	L
Wed., 12-22	at Texas-Arlington	73	57	W
Wed., 12-29	#23 SW Missouri	66	63	W
Sun., 1-2	at #1 Tennessee*	67	89	L
Sat., 1-8	#25 Georgia*	64	73	L
Mon., 1-10	at Butler	69	66	W
Wed., 1-12	at Dayton	76	59	W
Sun., 1-16	at Ole Miss*	54	56	L
Wed., 1-19	Tulane	71	59	W
Sat., 1-22	#23 Auburn*	57	66	L
Tues., 1-25	at Oklahoma	79	93	L
Sun., 1-30	at Florida*	69	74	L
Wed., 2-2	#15 Alabama*	82	75	W
Sat., 2-5	at Kentucky*	60	81	L
Mon., 2-7	Louisiana State*	64	75	L
Sat., 2-12	South Carolina*	87	77	W
Tues., 2-15	Texas-Pan American	94	59	W
Sun., 2-20	at #14 Vanderbilt*	58	67	L
Wed., 2-23	Oral Roberts	85	51	W
Sat., 2-26	at Mississippi St.*	67	61	W
Tues., 3-1	Oklahoma State (OT)	90	93	L
Fri., 3-4	Georgia%	62	84	L

* - Southeastern Conference Game

@ - Rainbow Wahine Classic, Honolulu, Hawai'i

! - Arkansas Dial Classic III, Fayetteville

% - SEC Tournament, Chattanooga, Tenn.

1994-95

Overall: 23-7

SEC: 7-4 (4th)

Home: 10-2; Road: 8-3; Neutral: 5-2

		UA	OPP	W/L
Fri., 11-25	Pitt@	76	75	W
Sat., 11-26	at UNLV@	88	75	W
Tues., 11-29	Northeast La.	74	59	W
Fri., 12-2	St. Mary's!	66	48	W
Sat., 12-3	SMU!	85	79	W
Tues., 12-6	at #6 Alabama*	79	93	L
Sat., 12-10	at #25 SW Missouri	61	60	W
Thurs., 12-22	Sam Houston	84	63	W
Wed., 12-28	at Tulane* [24]	83	79	W
Mon., 1-2	Brown & [24]	76	58	W
Tues., 1-3	St. Joseph's & [24]	72	78	L
Wed., 1-4	New Hampshire & [24]	75	41	W
Sun., 1-8	at #11 Georgia* [24]	67	72	L
Wed., 1-11	at Oral Roberts	78	63	W
Sat., 1-14	#17 Ole Miss*	74	75	L
Sun., 1-22	at Auburn*	80	73	W
Wed., 1-25	at #23 Okla. St.	79	65	W
Sat., 1-28	#13 Florida*	72	66	W
Wed., 2-1	Texas Christian [23]	105	64	W
Sat., 2-4	Kentucky* [23]	62	56	W
Tues., 2-7	#2 Tennessee* [20]	67	87	L
Sat., 2-11	at S. Carolina* [20]	63	62	W
Tues., 2-14	at LSU* [18]	82	72	W
Sun., 2-19	#8 Vanderbilt* (OT) [18]	73	71	W
Wed., 2-22	#25 Oklahoma [16]	69	64	W
Sun., 2-26	Mississippi St.* [10]	86	63	W
Fri., 3-3	South Carolina% [16]	80	70	W
Sat., 3-4	#16 Alabama% [16]	72	86	L
Thurs., 3-16	San Francisco\$ [15]	67	58	W
Sat., 3-18	at #14 Washington\$ [15]	50	54	L

[xx] - Arkansas' ranking at time of game

* - Southeastern Conference Game

! - Arkansas Dial Classic IV, Fayetteville

@ - 7-Up/Desert Classic, Las Vegas, Nev.

& - FIU Sun & Fun, Miami, Fla.

^ - Lakeland Arena, Kennesaw, Ga.

% - SEC Tournament, Chattanooga, Tenn.

\$ - NCAA Midwest Subregional, Seattle, Wash.

1995-96

Overall: 21-13

SEC: 3-8 (10th)

Home: 14-4; Road: 5-6; Neutral: 2-3

	Preseason #10	UA	OPP	W/L
Wed., 11-15	NW State# (20T) [10]	84	83	W
Fri., 11-17	Drake# [10]	81	76	W
Sun., 11-19	Ohio St# [10]	86	80	W
Tues., 11-21	#11 Colorado# [9]	71	73	L
Fri., 11-24	Florida A&M! [9]	80	73	W
Sat., 11-25	Rice! [9]	81	68	W
Mon., 11-27	Texas Southern [9]	98	35	W
Wed., 11-29	at Northeast La. [9]	77	62	W
Sat., 12-2	at Wichita State [9]	70	67	W
Sun., 12-10	SW Missouri [7]	65	58	W
Thurs., 12-21	at Texas Christian [8]	83	52	W
Fri., 12-29	Alcorn State & [8]	72	53	W
Sat., 12-30	at Baylor & [8]	67	47	W
Tues., 1-2	Dayton [8]	70	53	W
Thurs., 1-4	#19 Alabama* (OT) [8]	85	92	L
Sat., 1-6	at Miss St.* [8]	67	77	L
Tues., 1-9	at Illinois [14]	64	88	L
Sun., 1-14	#2 Vanderbilt* [14]	60	65	L
Wed., 1-17	at #4 Tennessee* [20]	66	78	L
Sun., 1-21	South Carolina* [20]	66	58	W
Tues., 1-23	at LSU* [22]	73	72	W
Sun., 1-28	at Kentucky* [22]	65	69	L
Wed., 1-31	Louisiana State* [24]	74	65	W
Sun., 2-4	at #21 Florida*	57	73	L
Wed., 2-7	#21 Oklahoma St.	66	62	W
Tues., 2-13	#23 S.F. Austin	81	60	W
Sat., 2-17	at #21 Ole Miss*	62	73	L
Tues., 2-20	#17 Auburn* (OT)	73	72	W
Thurs., 2-22	Oral Roberts	68	45	W
Sat., 2-24	#2 Georgia*	54	87	L
Fri., 3-1	#23 Ole Miss%	73	76	L
Thurs., 3-21	Princeton\$	83	51	W
Fri., 3-22	Arizona\$	77	80	L
Sat., 3-23	Louisiana State\$	63	91	L

[xx] - Arkansas' ranking at time of game

* - Southeastern Conference Game

- Pre-Season WNIT, Fayetteville

! - Arkansas Dial Classic V, Fayetteville

& - Dr. Pepper/Lady Bear Hol. Classic, Waco, Texas

% - SEC Tournament, Chattanooga, Tenn.

\$ - NWIT, Amarillo, Texas

1996-97

Overall: 18-10

SEC: 5-7 (7th)

Home: 12-3; Road: 3-6; Neutral: 3-1

	Preseason #18	UA	OPP	W/L
Sat., 11-23	Texas-Arlington [19]	64	53	W
Tues., 11-26	at SW Missouri [20]	75	62	W
Fri., 11-29	Southern Utah! [20]	94	61	W
Sat., 11-30	Sam Houston! [20]	76	51	W
Tues., 12-3	at Rice [21]	61	77	L
Sat., 12-7	Boise State & [21]	73	44	W
Sun., 12-8	Pacific & [21]	93	59	W
Wed., 12-18	St. Louis [23]	69	43	W
Fri., 12-20	McNeese St. [23]	81	54	W
Sun., 12-22	Western Illinois [23]	100	49	W
Sun., 12-29	#6 Tennessee* [22]	77	75	W
Tues., 12-31	Alcorn State [13]	90	56	W
Sun., 1-5	Miss State* [10]	84	67	W
Tues., 1-8	at Illinois [10]	81	100	L
Sun., 1-12	at #8 Vanderbilt* [10]	68	77	L
Sat., 1-18	at South Carolina* [13]	82	71	W
Tues., 1-21	at Louisiana State* [13]	72	79	L
Sat., 1-25	Kentucky* [13]	88	55	W
Tues., 1-28	at #20 SFA (OT) [18]	85	76	W
Sun., 2-2	#13 Florida* (OT) [18]	66	79	L
Thurs., 2-6	at #7 Alabama* [17]	61	102	L
Sun., 2-9	at Auburn* [17]	77	85	L
Mon., 2-10	Wofford [21]	76	39	W
Sun., 2-16	Ole Miss* [21]	71	62	W
Wed., 2-19	#13 LSU* [20]	66	76	L
Sun., 2-23	at #5 Georgia* [20]	63	79	L
Fri., 2-28	Kentucky% [23]	71	60	W
Sat., 3-1	#7 Alabama%	63	85	L

[xx] - Arkansas ranking at time of game

* - Southeastern Conference Game

! - Arkansas Dial Classic VI, Fayetteville

& - Kona Classic, Kona, Hawai'i

% - SEC Tournament, Chattanooga, Tenn.

1997-98

Overall: 22-11

SEC: 7-7 (6th)

Home: 10-3; Road: 6-5; Neutral: 6-3

		UA	OPP	W/L
Fri., 11-21	at Providence	93	82	W
Sun., 11-23	#11 Iowa#	83	57	W
Wed., 11-26	Wichita State [24]	73	53	W
Fri., 11-28	Georgia Southern! [24]	104	71	W
Sat., 11-29	Montana! [24]	81	68	W
Tues., 12-2	at Oral Roberts [20]	82	59	W
Thurs., 12-4	at Louisville [20]	69	57	W
Sun., 12-7	SW Missouri [20]	67	79	L
Fri., 12-19	Memphis [24]	93	84	W
Sun., 12-21	Utah## [24]	64	73	L
Sun., 12-28	at Valparaiso (OT) [25]	77	69	W
Tues., 12-30	Missouri [25]	80	79	W
Thurs., 1-1	at #1 Tennessee*	58	88	L
Tues., 1-6	Louisiana State*	81	66	W
Sun., 1-11	Alabama* (OT)	102	90	W
Thurs., 1-15	at Miss. State*	80	73	W
Sun., 1-18	#6 Vanderbilt* (OT)	80	85	L
Wed., 1-21	at #18 Georgia*	51	81	L
Sat., 1-24	South Carolina*	86	67	W
Wed., 1-28	Miss. State*	89	70	W
Sat., 1-31	at Kentucky*	79	63	W
Thurs., 2-5	at #10 Florida*	69	80	L
Sun., 2-8	Auburn*	71	63	W
Wed., 2-11	at Louisiana State*	55	77	L
Sat., 2-14	at Ole Miss*	50	68	L
Fri., 2-20	Georgia* (OT)	81	86	L
Thurs., 2-26	Auburn*	59	43	W
Fri., 2-27	#10 Florida%	49	63	L
Sat., 3-14	#20 Hawai'i\$	76	70	W
Mon., 3-16	Harvard\$	82	64	W
Sat., 3-21	Kansas\$\$	79	63	W
Mon., 3-23	#8 Duke\$\$	77	72	W
Fri., 3-27	#1 Tennessee\$\$\$\$	58	86	L

YEAR-BY-YEAR RESULTS

1998-99

Overall: 20-14

SEC: 5-9 (.11th)

Home: 15-4; Road: 3-8; Neutral: 2-2

	UA	OPP	W/L
Fri., 11-13 #19 Stanford# [18]	76	71	W
Sat., 11-14 #3 Connecticut# [18]	64	100	L
Mon., 11-16 Providence [18]	110	59	W
Fri., 11-20 South Alabama! [18]	95	38	W
Sat., 11-21 Louisville! [18]	70	61	W
Tues., 11-24 Baylor [14]	75	64	W
Sat., 11-28 Oral Roberts [14]	84	56	W
Tues., 12-1 at Memphis [13]	58	70	L
Sat., 12-5 at #22 Geo. Wash. [13]	56	74	L
Tues., 12-8 SW Missouri	50	70	L
Thurs., 12-17 #2 Tennessee*	62	82	L
Sat., 12-19 Missouri	80	60	W
Tues., 12-29 St. Bonaventure&	97	67	W
Wed., 12-30 at Montana&	74	54	W
Wed., 1-6 at LSU*	51	85	L
Sat., 1-9 #17 Penn State	82	78	W
Thurs., 1-14 Miss. State*	85	58	W
Sun., 1-17 at Vanderbilt*	57	73	L
Thurs., 1-21 #5 Georgia*	59	68	L
Sun., 1-24 at S. Carolina*	88	80	W
Thurs., 1-28 at Miss. State*	60	81	L
Sun., 1-31 Kentucky* (OT)	74	69	W
Thurs., 2-4 Florida*	77	87	L
Sun., 2-7 at #19 Auburn*	46	66	L
Thurs., 2-11 #20 LSU*	86	61	W
Sun., 2-14 Ole Miss*	73	80	L
Thurs., 2-18 at #25 Alabama*	77	73	W
Sun., 2-21 at #14 Georgia*	82	98	L
Thurs., 2-24 Miss. State%	70	79	L
Fri., 3-12 Northwestern St.\$	78	60	W
Sun., 3-14 Oklahoma\$ (OT)	97	93	W
Wed., 3-17 Rice\$\$	76	70	W
Sat., 3-20 Drake\$\$\$	80	56	W
Tues., 3-23 Wisconsin\$\$\$\$	67	64	W

[x] - Arkansas ranking at time of game | * - Southeastern Conference Game
% - SEC Tournament, Chattanooga, Tenn.
! - Four in the Fall, San Jose Arena, San Jose, Calif.
! - Arkansas Classic, Fayetteville
& - Lady Griz Holiday Classic, Missoula, Mt.
\$ - WNIT 1st & 2nd Round, Fayetteville
\$\$ - WNIT Quarterfinals, Fayetteville
\$\$\$ - WNIT Semifinals, Fayetteville
\$\$\$\$ - WNIT Championship, Fayetteville



Head coach Susie Gardner led the Razorbacks for four seasons.

1999-2000

Overall: 17-15

SEC: 4-10 (10th)

Home: 12-5; Road: 4-8; Neutral: 1-2

	UA	OPP	W/L
Sat., 11-20 La.-Monroe	85	48	W
Mon., 11-22 at Missouri	83	76	W
Fri., 11-26 UNC-Wilmington#	88	77	W
Sat., 11-27 at Princeton#	87	45	W
Tues., 11-30 #24 Boston College	79	68	W
Fri., 12-3 at Baylor	80	69	W
Wed., 12-8 SW Missouri	64	58	W
Fri., 12-17 North Texas	102	69	W
Sun., 12-19 Memphis!	82	88	L
Tues., 12-21 at New Mexico	66	71	L
Thurs., 12-30 at Tulsa	80	62	W
Mon., 1-3 George Washington	71	83	L
Mon., 1-10 at #2 Tennessee*	69	79	L
Thurs., 1-13 #17 LSU*	69	82	L
Sun., 1-16 at Kentucky*	60	68	L
Thurs., 1-20 at #22 Miss. St.*	56	69	L
Sun., 1-23 Vanderbilt*	61	52	W
Thurs., 1-27 S. Carolina*	87	79	W
Sun., 1-30 Iowa	72	65	W
Thurs., 2-3 Alabama*	66	62	W
Sun., 2-6 Kentucky*	83	70	W
Thurs., 2-10 at Florida*	73	87	L
Sat., 2-12 at #7 LSU*	51	68	L
Thurs., 2-17 at #13 Auburn*	56	73	L
Sun., 2-20 Georgia*	69	72	L
Thurs., 2-24 #13 Auburn*	58	71	L
Sun., 2-27 at Ole Miss*	63	78	L
Thurs., 3-2 Florida%	86	96	L
We. 3-15 Wichita State\$	83	63	W
Sat., 3-18 Missouri\$ (OT)	89	88	W
Tues., 3-21 Georgia Tech\$\$	78	67	W
Sat., 3-25 Florida\$\$\$\$	62	83	L

* - Southeastern Conference Game
% - SEC Tournament, Chattanooga, Tenn.
- Princeton Holiday Classic, Princeton, NJ
! - ALLTEL Arena, North Little Rock, Ark.
\$ - WNIT 1st & 2nd Round, Fayetteville; \$\$ - WNIT Quarterfinals, Fayetteville; \$\$\$ - WNIT Semifinals, Fayetteville

2000-01

Overall: 20-13

SEC: 6-8 (6th)

Home: 9-3; Road: 5-7; Neutral: 6-3

	UA	OPP	W/L
Sat., 11-18 at Memphis	58	66	L
Mon., 11-20 at Missouri	67	79	L
Fri., 11-24 Michigan#	78	67	W
Sat., 11-25 #22 NC State#	46	48	L
Sun., 11-26 @Hawaii#	76	73	W
Fri., 12-1 Oklahoma St. &	69	61	W
Mon., 12-4 Brigham Young	93	73	W
Thurs., 12-7 at Dayton	80	77	W
Sun., 12-10 Southeastern La.	97	40	W
Thurs., 12-21 Harvard!	87	48	W
Sat., 12-30 TCU	81	65	W
Tu., 1-2 at S. Carolina*	49	66	L
Fri., 1-5 Tulsa	101	60	W
Sun., 1-7 #2 Tennessee*	61	76	L
Thurs., 1-11 at #9 LSU*	54	61	L
Sun., 1-14 Kentucky*	69	50	W
Thurs., 1-18 #21 Miss State*	72	45	W
Sun., 1-21 at #15 Vanderbilt*	68	64	W
Wed., 1-24 at La.-Monroe	86	70	W
Sun., 1-28 Auburn*	77	68	W
Thurs., 2-1 at Alabama*	69	74	L
Sun., 2-4 at Kentucky*	84	78	W
Thurs., 2-8 #6 Florida*	64	75	L
Sun., 2-11 #14 LSU*	58	62	L
Thurs., 2-15 Howard	98	69	W
Sun., 2-18 at #5 Georgia*	60	81	L
Thurs., 2-22 at Auburn*	60	68	L
Sat., 2-24 Ole Miss*	82	64	W
Thurs., 3-1 Miss State%	94	76	W
Fri., 3-2 #10 Florida%	78	69	W
Sat., 3-3 #6 Georgia%	44	63	L
Sat., 3-17 #24 Baylor\$	68	59	W
Mon., 3-19 #5 Duke\$	54	75	L

* - Southeastern Conference Game
% - SEC Tournament, Memphis, Tenn.
- Rainbow Wahine, Honolulu, Hawaii
& - The Myriad, Oklahoma City, Okla.
! - ALLTEL Arena, North Little Rock, Ark.
\$ - NCAA 1st & 2nd Round, Durham, N.C.

2001-02

Overall: 20-12

SEC: 7-7 (7th)

Home: 12-2; Road: 4-9; Neutral: 4-1

	UA	OPP	W/L
Sat., 11-17 La.-Monroe	99	47	W
Tues., 11-20 at Boston College	76	60	W
Fri., 11-23 at SW Missouri	48	64	L
Sun., 11-25 Texas-Arlington!	79	48	W
Sun., 12-2 Memphis	85	48	W
Wed., 12-5 at Tulsa	55	52	W
Fri., 12-7 Northern Iowa	63	66	L
Sun., 12-9 Western Mich. (OT)	73	69	W
Wed., 12-19 Oklahoma St.	81	78	W
Fri., 12-21 Dayton	73	55	W
Sat., 12-29 at TCU	58	60	L
Wed., 1-2 at Brigham Young	85	57	W
Sun., 1-6 at Ole Miss*	46	81	L
Thurs., 1-10 Alabama*	70	84	L
Sun., 1-13 at #9 S. Carolina*	66	91	L
Thurs., 1-17 Kentucky*	76	64	W
Sun., 1-20 at LSU*	55	65	L
Thurs., 1-24 at Miss. State* (OT)	82	85	L
Sun., 1-27 #7 South Carolina*	74	46	W
Thurs., 1-31 #8 Vanderbilt*	67	57	W
Sun., 2-3 at Alabama*	72	70	W
Thurs., 2-7 at #3 Tennessee*	65	93	L
Sun., 2-10 LSU*	80	71	W
Wed., 2-13 Miss. Valley State	83	37	W
Sun., 2-17 Auburn*	88	65	W
Thurs., 2-21 at #16 Florida*	58	64	L
Sun., 2-24 #23 Georgia*	66	45	W
Thurs., 2-28 Ole Miss%	78	60	W
Fri., 3-1 #12 South Carolina%	79	61	W
Sat., 3-2 #6 Vanderbilt%	78	81	L
Sat., 3-15 Clemson\$	78	68	W
Mon., 3-17 at #11 Kansas State\$	68	82	L

* - SEC Game | % - SEC Tournament, Nashville, Tenn.
! - ALLTEL Arena, North Little Rock, Ark.
\$ - NCAA 1st & 2nd Round, Manhattan, Kan.

2002-03

Overall: 22-11

SEC: 7-7 (7th)

Home: 12-2; Road: 5-6; Neutral: 5-3

	UA	OPP	W/L
Sat., 11-23 Stephen F. Austin [17]	78	54	W
Mon., 11-25 Texas Christian [17]	76	66	W
Thurs., 11-28 Old Dominion# [17]	54	49	W
Fri., 11-29 Hampton# [17]	78	41	W
Sat., 11-30 #1 Duke# (OT) [17]	72	74	L
Fri., 12-6 Northwestern St& [13]	79	60	W
Sat., 12-7 Rice& [13]	63	50	W
Mon., 12-9 Tulsa [13]	66	49	W
Thurs., 12-19 SW Missouri St. [10]	64	46	W
Sat., 12-28 Western Kentucky [10]	71	61	W
Mon., 12-30 Loyola Marymount [9]	87	52	W
Thurs., 1-2 at Oklahoma St. [9]	58	60	L
Sun., 1-5 Montana St. [11]	85	37	W
Mon., 1-6 La-Lafayette! [11]	75	57	W
Thurs., 1-9 at Memphis [11]	78	64	W
Sun., 1-12 #13 S. Carolina* [11]	67	58	W
Thurs., 1-16 Florida* [10]	84	45	W
Sun., 1-19 #2 LSU* [10]	82	72	W
Thurs., 1-23 at #18 Vanderbilt* [8]	59	76	L
Sun., 1-26 at Auburn* [8]	36	64	L
Thurs., 1-30 #4 Tennessee* [12]	79	92	L
Sun., 2-2 at Alabama* [12]	59	58	W
Sun., 2-9 Ole Miss* [14]	62	60	W
Thurs., 2-13 at Kentucky* [13]	70	60	W
Sun., 2-16 at #15 S. Carolina* [13]	59	83	L
Thurs., 2-20 #16 Miss. State* [15]	59	72	L
Sun., 2-23 at #13 Georgia* [15]	60	69	L
Thurs., 2-27 at #4 LSU* [21]	57	70	L
Sun., 3-2 Alabama* [21]	68	57	W
Thurs., 3-6 Alabama% [23]	53	48	W
Fri., 3-7 #6 LSU% [23]	72	78	L
Sun., 3-23 at Cincinnati\$ [24]	71	57	W
Tues., 3-25 #5 Texas\$ [24]	50	67	L

[x] - Arkansas ranking at time of game | * - SEC Game
% - SEC Tourn., North Little Rock, Ark.
- Paradise Jam, U.S. Virgin Islands
& - Gene Hackerman Inv., Houston, Texas
! - ALLTEL Arena, NLR, Ark. | \$ - NCAA 1/2 Rd, Cincinnati, Ohio

2003-04

Overall: 16-12

SEC: 5-9 (9th)

Home: 7-4; Road: 7-7; Neutral: 2-1

	UA	OPP	W/L
Fri., 11-21 at Wichita State	81	72	W
Mon., 11-24 Rice	65	46	W
Fri., 11-28 Oregon State#	58	50	W
Sat., 11-29 at Loyola Marymount#	58	64	L
Wed., 12-3 at Western Kentucky	67	65	W
Sat., 12-6 at #21 TCU (OT)	62	67	L
Tues., 12-9 at Tulsa	64	43	W
Thurs., 12-18 Northwestern State!	78	64	W
Sat., 12-20 at Indiana	78	70	W
Sun., 12-28 at Stephen F. Austin	79	61	W
Tues., 12-30 McNeese State	72	52	W
Fri., 1-2 Memphis	79	75	W
Sun., 1-4 Oklahoma State	75	55	W
Thurs., 1-8 at #5 Tennessee*	44	83	L
Sun., 1-11 Ole Miss*	67	61	W
Sun., 1-18 at South Carolina*	66	52	W
Thurs., 1-22 #12 LSU*	65	73	L
Sun., 1-25 #22 Auburn*	44	71	L
Thurs., 1-29 #24 Vanderbilt*	69	74	L
Sun., 2-1 at Miss. State*	55	57	W
Sun., 2-8 #16 Georgia*	71	63	W
Thurs., 2-12 at #16 LSU*	65	92	L
Sun., 2-15 at Alabama*	65	68	L
Thurs., 2-19 Kentucky*	69	58	W
Sun., 2-22 at Florida*	82	68	W
Thurs., 2-26 #2 Tennessee*	71	93	L
Sun., 2-29 at Ole Miss*	73	84	L
Thurs., 3-4 Miss State%	74	79	L

* - Southeastern Conference Game
% - SEC Tournament, Nashville, Tenn.
- LMU Thanksgiving Classic, Los Angeles, Calif.
! - Summit Arena, Hot Springs, Ark.

2004-05

Overall: 17-14

SEC: 3-11 (11th)

Home: 10-4; Road: 3-8; Neutral: 4-2

	UA	OPP	W/L
Fri., 11-19 Alabama State	74	49	W
Sun., 11-21 Centenary	86	52	W
Thurs., 11-25 #15 Purdue#	51	55	L
Fri., 11-26 Idaho St#	69	59	W
Sun., 11-28 Western Kentucky	83	79	W
Wed., 12-1 Indiana	53	50	W
Fri., 12-3 Wichita State	78	55	W
Tues., 12-7 at Memphis	59	53	W
Thurs., 12-16 La.-Lafayette!	82	68	W
Tues., 12-21 Oregon	65	62	W
Thurs., 12-30 at #16 Georgia*	57	78	L
Sun., 1-2 at Cincinnati	66	54	W
Thurs., 1-6 Florida*	56	68	L
Sun., 1-9 at Mississippi*	73	85	L
Thurs., 1-13 at #8 Tennessee*	54	72	L
Sun., 1-16 Miss State*	83	71	W
Thurs., 1-20 at #2 LSU*	45	91	L
Sun., 1-23 S. Carolina*	61	49	W
Tues., 1-25 at UM-Kansas City	69	46	W
Sun., 1-30 Mississippi*	52	75	L
Thurs., 2-3 at Auburn*	51	62	L
Thurs., 2-10 Alabama*	83	68	W
Sun., 2-13 Georgia Tech&	71	59	W
Thurs., 2-17 at #22 Vanderbilt*	43	78	L
Sun., 2-20 #6 Tennessee*	71	84	L
Thurs., 2-24 #1 LSU*	64	90	L
Sun., 2-27 at Kentucky*	67	73	L
Thurs., 3-3 Miss St.%	80	73	W
Fri., 3-4 Vanderbilt%	60	79	L
Fri., 3-18 UNLV\$	61	48	W
Mon., 3-21 at Arkansas State\$\$	84	98	L

* - Southeastern Conference Game
% - SEC Tournament, Nashville, Tenn.
- Flint Hills Resources Islander Classic, Corpus Christi, Texas
! - ALLTEL Arena, N. Little Rock, Ark.
& - Russell Athletics Shootout, Duluth, Ga.
\$ - WNIT First Round, Fayetteville, Ark.
\$\$ - WNIT Second Round, Jonesboro, Ark.

YEAR-BY-YEAR RESULTS

2005-06

Overall: 13-15

SEC: 5-9 t8th

Home: 9-4; Road: 2-10; Neutral: 2-1

	UA	OPP	W/L
Fri., 11-18 at SMU	73	63	W
Mon., 11-21 Memphis	99	53	W
Fri., 11-25 at Oregon	59	70	L
Sat., 11-26 at Portland St.	65	67	L
Tues., 11-29 Grambling	88	69	W
Thurs., 12-1 Tulsa	64	66	L
Sun., 12-4 UMKC	84	57	W
Tues., 12-6 at Western Kentucky	73	89	L
Thurs., 12-15 Nicholls State!	75	40	W
Sun., 12-18 Texas-Pan American	74	44	W
Wed., 12-21 New Orleans	84	46	W
Thurs., 12-29 Coppin St.#	49	33	W
Fri., 12-30 Fla. International#	54	58	L
Thurs., 1-5 at Miss. State*	66	45	W
Sun., 1-8 #20 Vanderbilt* (OT)	52	51	W
Thurs., 1-12 Auburn*	64	60	W
Sun., 1-15 at Alabama*	73	75	L
Sun., 1-22 Miss. State*	60	58	W
Thurs., 1-26 #24 Florida*	69	63	W
Sun., 1-29 at S. Carolina*	52	61	L
Thurs., 2-2 #3 LSU*	59	93	L
Sun., 2-5 at #5 Tennessee*	37	77	L
Thurs., 2-9 at #22 Vanderbilt*	59	64	L
Sun., 2-12 Kentucky*	50	79	L
Sun., 2-19 at #2 LSU*	42	64	L
Thurs., 2-23 #13 Georgia*	80	86	L
Sun., 2-26 at Ole Miss*	78	85	L
Thurs., 3-2 Ole Miss %	64	94	L

* - Southeastern Conference Game

% - SEC Tournament, N. Little Rock, Ark.

- FIU Sun & Fun Classic, Miami, Fla.

! - Summit Arena, Hot Springs, Ark.

2006-07

Overall: 18-13

SEC: 3-11 10th

Home: 7-6; Road: 9-5; Neutral: 2-2

	UA	OPP	W/L
Fri., 11-10 at Clemson	75	69	W
Mon., 11-13 Louisiana-Monroe	62	54	W
Fri., 11-17 at Lipscomb	77	39	W
Sat., 11-18 at Austin Peay	58	46	W
Mon., 11-20 Wichita State	80	70	W
Fri., 11-24 Denver#	84	58	W
Sat., 11-25 at Hawai'i#	70	56	W
Sun., 11-26 #2 North Carolina#	69	94	L
Fri., 12-1 Portland State	97	62	W
Sun., 12-3 Texas Southern	90	50	W
Wed., 12-13 SMU [25]	70	58	W
Sat., 12-16 at Tulsa [25]	78	67	W
Mon., 12-18 at Memphis [24]	70	54	W
Wed., 12-20 Stephen F. Austin! [24]	75	54	W
Thurs., 12-28 Cincinnati [23]	94	82	W
Sat., 12-30 at St. Louis [23]	66	59	W
Thurs., 1-4 at #11 Vanderbilt* [20]	61	98	L
Sun., 1-7 Miss State* [20]	73	81	L
Sun., 1-14 at Auburn* [25]	65	62	W
Thurs., 1-18 Alabama* [RV]	71	63	W
Sun., 1-21 at Florida*	67	57	W
Thurs., 1-25 at #8 LSU*	53	70	L
Sun., 1-28 #15 Vanderbilt	34	61	L
Thurs., 2-1 at Miss State*	75	80	L
Sun., 2-4 Ole Miss* (2 OT)	87	90	L
Thurs., 2-8 S. Carolina* [FSN]	69	74	L
Thurs., 2-15 #7 LSU*	65	86	L
Sun., 2-18 at Kentucky* [FSN]	60	87	L
Thurs., 2-22 #2 Tennessee* (OT)	68	75	L
Sun., 2-25 at #11 Georgia*	51	69	L
Thurs., 3-1 Kentucky%	57	72	L

* - Southeastern Conference Game

% - SEC Tournament, Duluth, Ga.

- Hawaiian Airlines Rainbow Wahine, Honolulu, Hawai'i

! - Summit Arena, Hot Springs, Ark.

2007-08

Overall: 17-13

SEC: 2-12 (H: 1-6; R: 1-6)

Home: 10-6; Road: 2-6; Neutral: 5-1

	UA	OPP	W/L
Sun., 11-11 Lipscomb	87	60	W
Wed., 11-14 Jackson State	72	49	W
Sat., 11-17 Austin Peay	61	48	W
Tues., 11-20 Tulsa	69	52	W
Fri., 11-23 Georgia Southern#	77	51	W
Sat., 11-24 New Orleans#	65	44	W
Wed., 11-28 at Missouri	66	53	W
Sun., 12-2 Clemson	79	63	W
Tues., 12-4 Sam Houston State	89	62	W
Thurs., 12-13 Northwestern State!	59	43	W
Sat., 12-15 St. Louis	74	59	W
Tues., 12-18 Memphis	91	66	W
Fri., 12-29 Delaware&	62	49	W
Sat., 12-30 Marquette&	71	69	W
Sa., 1-5 Texas Tech [25]	80	57	W
Thurs., 1-10 #11 LSU* [20]	54	76	L
Sun., 1-13 at Ole Miss* [20]	55	63	L
Thurs., 1-17 at Alabama*	63	49	W
Sun., 1-20 Florida*	74	92	L
Thurs., 1-24 at #2 Tennessee*	55	98	L
Sun., 1-27 Miss State*	56	42	W
Sun., 2-3 at S. Carolina*	50	59	L
Thurs., 2-7 #24 Georgia*	58	72	L
Sun., 2-10 Auburn*	68	73	L
Sun., 2-17 at Florida*	73	75	L
Thurs., 2-21 #25 Vanderbilt*	50	63	L
Sun., 2-24 Kentucky*	56	59	L
Thurs., 2-28 at #6 LSU*	46	83	L
Sun., 3-2 at Auburn*	57	74	L
Thurs., 3-6 Auburn%	51	73	L

[xx] - Arkansas' ranking at time of game

* - Southeastern Conference Game

% - SEC Tournament, Nashville, Tenn.

- UTSA Thanksgiving Classic, San Antonio, Texas

& - Dartmouth Tournament, Hanover, N.H.

! - Summit Arena, Hot Springs, Ark.

2008-09

Overall: 18-14

SEC: 6-8 (H: 3-4; R: 3-4)

Home: 12-5; Road: 4-7; Neutral: 2-2

	UA	OPP	W/L
Sat., 11-15 La-Monroe	77	38	W
Wed., 11-19 High Point	63	46	W
Fri., 11-21 SMU	78	69	W
Sun., 11-23 Northwestern	60	44	W
Fri., 11-28 Oregon State#	56	69	L
Sat., 11-29 Pacific#	78	61	W
Wed., 12-3 at Memphis	76	69	W
Sat., 12-5 Miss. Valley State!	79	46	W
Sun., 12-6 Kansas State!	56	65	L
Tues., 12-9 North Dakota	85	73	W
Thurs., 12-18 Dartmouth	66	57	W
Sun., 12-21 Missouri	55	56	L
Mon., 12-29 Western Illinois	70	53	W
Wed., 12-31 Stetson	85	44	W
Sat., 1-3 at Texas Tech	60	75	L
Thurs., 1-8 LSU*	42	62	L
Sun., 1-11 at Kentucky*	63	72	L
Sun., 1-18 #6 Auburn*	61	70	L
Thurs., 1-22 #10 Tennessee*	67	76	L
Sun., 1-25 at Miss State*	65	62	W
Thurs., 1-29 at #20 Vanderbilt* (OT)	61	72	L
Sun., 2-1 #12 Florida*	78	94	L
Thurs., 2-5 at LSU*	53	68	L
Sun., 2-8 at Georgia*	77	64	W
Thurs., 2-12 S. Carolina*	58	54	W
Sun., 2-15 Ole Miss*	70	59	W
Thurs., 2-19 at #15 Florida*	83	74	W
Sun., 2-22 Alabama*	74	69	W
Sun., 3-1 at #3 Auburn*	57	94	L
Thurs., 3-5 Ole Miss%	60	65	L
Mo, 3-23 Okla. State! (OT)	61	60	W
Thurs., 3-36 at Kansas!	59	75	L

* - Southeastern Conference Game

% - SEC Tournament, North Little Rock, Ark.

- Junkanoo Jam, Freeport Division Grand Bahama Island

& - Commerce Bank Wildcat Classic, Manhattan, Kan.

! - WNIT Tournament (Manhattan, Kan.)

2009-10

Overall: 12-18

SEC: 4-12

Home: 5-7; Road: 3-8; Neutral: 4-3

	UA	OPP	W/L
Sun., 11-15 Alcorn State #	87	78	W
Wed., 11-18 at SMU	71	76	L
Sun., 11-22 East Tennessee St.	95	78	W
Thurs., 11-26 Iona!	66	60	W
Fri., 11-27 Western Kentucky!	69	51	W
Sun., 12-2 Kansas State	60	58	W
Sat., 12-5 at #18 Oklahoma (OT)	86	87	L
Tues., 12-8 Coppin State	72	51	W
Thurs., 12-7 at Northwestern	55	67	L
Sat., 12-19 DePaul#	45	46	L
Sun., 12-20 UTSA#	55	71	L
Mon., 12-21 VCU#	68	58	W
Tues., 12-29 Sam Houston State	106	78	W
Sun., 1-3 Florida*	53	59	L
Thurs., 1-7 #11 LSU*	38	65	L
Sun., 1-10 at Ole Miss*	71	86	L
Thurs., 1-14 Miss State*	60	78	L
Sun., 1-17 #6 Georgia*	63	73	L
Thurs., 1-21 at #25 Kentucky*	52	69	L
Sun., 1-24 at Alabama*2	66	62	W
Sun., 1-31 #25 Vanderbilt*	61	67	L
Thurs., 2-4 at #5 Tennessee*1	57	74	L
Sun., 2-7 #18 Kentucky*	57	71	L
Thurs., 2-11 at Auburn*	73	58	W
Sun., 2-14 at S. Carolina*3	72	68	W
Thurs., 2-18 Ole Miss*	67	59	W
Sun., 2-21 Alabama*	58	69	L
Thurs., 2-25 at #20 LSU*2	53	70	L
Sun., 2-28 at #24 Georgia*4	48	69	L
Thurs., 3-4 Vanderbilt%1 (OT)	64	65	L

*-Southeastern Conference Game

%-SEC Tournament, Duluth, Ga.

!Hot Springs, Ark.

! Caribbean Challenge (Cancun, Mexico)

#Duel in the Desert (Las Vegas, Nev.)

1-FSN; 2-COX; 3-ESPN2; 4-SEC Network

2010-11

Overall: 22-12

SEC: 6-10

Home: 12-6; Road: 9-5; Neutral: 1-1

	UA	OPP	W/L
Fri., 11-12 Florida A&M	71	62	W
Sun., 11-14 Davidson	68	55	W
Wed., 11-17 Miss. Valley State	55	54	W
Sun., 11-21 Middle Tennessee State	77	50	W
Tues., 11-23 Tennessee State	71	50	W
Fri., 11-26 High Point-1	82	63	W
Sat., 11-27 at UTEP-1	59	56	W
Wed., 12-1 at Texas Arlington	57	54	W
Sat., 12-4 at Utah	65	54	W
Thurs., 12-16 Oral Roberts	80	63	W
Sun., 12-19 #12 Oklahoma-2	67	57	W
Tues., 12-28 Furman (22/24)	88	47	W
Sun., 1-2 at Fla.* (SUN) [22/24]	53	64	L
Thurs., 1-6 #10/11 KY * [25]	78	67	W
Sun., 1-9 at Miss St *1 [25]	61	56	W
Thurs., 1-13 Georgia *2 [20/23]	56	59	L
Sun., 1-16 at Alabama * [20/23]	57	53	W
Thurs., 1-20 at Vanderbilt * [23/24]	54	65	L
Sun., 1-23 Ole Miss* [23/24]	65	69	L
Thurs., 1-27 at LSU * [rv/rv]	53	45	W
Sun., 1-30 #5 Tennessee*4	53	72	L
Thurs., 2-3 at #24 Ga. *2 (OT)	54	57	L
Sun., 2-6 S. Carolina *5	62	64	L
Sun., 2-13 Auburn *3	59	64	L
Thurs., 2-17 at Ole Miss *2	56	53	W
Sun., 2-20 LSU *	42	40	W
Thurs., 2-24 at #20 Kentucky*1	54	55	L
Sun., 2-27 Alabama *	79	92	L
Sun., 3-6 Florida-%1	59	68	L
Thurs., 3-10 SIU-Edwardsville	78	61	W
Thurs., 3-17 Lamar-\$	91	65	W
Sun., 3-20 Missouri State-\$\$	65	64	W
Wed., 3-23 ORU-\$\$\$	78	59	W
Sun., 3-27 Illinois State-\$\$\$\$	49	60	L

[xx] - Arkansas' ranking at time of game

* - Southeastern Conference Game

% - SEC Tournament, Nashville, Tenn.

1-FSN; 2-COX; 3-ESPN2; 4-SEC Network; 5-ESPN2

%1 UTEP Thanksgiving Tournament (El Paso, Texas)

\$-WNIT 1st Round, Fayetteville || \$\$-WNIT 2nd Round, Springfield, Mo.

\$\$\$-WNIT 3rd Round, Tulsa, Okla.

\$\$\$\$-WNIT Quarterfinals, Normal, Ill.

2011-12

Overall: 24-9

SEC: 10-6

Home: 14-2; Road: 6-5; Neutral: 4-2

	UA	OPP	W/L
Fri., 11-11 vs. Minnesota!	60	68	L
Sat. 11-12 vs. South Florida! (OT)	65	61	W
Sun., 11-13 vs. #13 Fla State!	55	52	W
Wed. 11-16 Texas-Arlington [rv]	57	34	W
Sun., 11-20 Utah [rv]	57	56	W
Fri., 11-25 Grambling State [rv]	69	49	W
Sat., 12-3 at MTSU [rv]	59	53	W
Tues., 12-6 SFA [rv]-1	61	46	W
Sat., 12-10 Oral Roberts [rv]	65	37	W
Mon., 12-19 Morgan State [rv]	81	50	W
Wed., 12-21 Texas Southern [rv]	86	41	W
Wed., 12-21 Miss Valley St. [rv]	59	40	W
Sun., 1-1 at #17-15 Georgia*	57	67	L
Thurs., 1-5 at #11-9 Ky*-2	72	84	L
Sun., 1-8 #6-7 Tennessee*-3	38	69	L
Thurs., 1-12 at Ole Miss*	54	60	L
Sun., 1-15 Auburn*-4	59	39	W
Sun., 1-19 #25-22 Vanderbilt*	69	47	W
Sun., 1-22 at LSU*-4	72	52	W
Thurs., 1-26 at Miss State* [rv]	51	35	W
Sun., 1-29 Florida* [rv] (20T)	73	72	W
Thurs., 2-2 Alabama* [rv]	70	52	W
Thurs., 2-9 #24-24 So. Carolina* [rv] 68	47	47	W
Sun., 2-12 at Auburn*-5 (Pink) [rv]	51	48	W
Thurs., 2-16 LSU*-1 (PINK) [rv]	42	50	L
Sun., 2-19 Miss State* (SR)	67	53	W
Thurs., 2-23 at #6-7 Tenn*-8 [rv] (OT) 72	71	71	W
Sun., 2-26 at So. Carolina*-6 [rv]	47	53	L

TEAM PHOTOGRAPHS



1976-77

Front row, from left: Jeanette Cowherd, Deborah Cooper, Camille Yancey, Carol Ann Riggs, Joanie Johnston, Karen Osborne, Pat Keck; back row, from left: trainer Jerry Cohen, Debbie Roe, Marsha Lackey-Vining, Joyce Underdown, Joy Dillard, Celeste Holman, Tami Thompson, Deanna Barnes, manager Gail Saulsbury, head coach Sharon Ogle.



1977-78

Front row, from left: Tamera Scherm, Mary Lynn Ederington, Peggy Price, Jeanette Cowherd, Carol Ann Riggs, Marsha Lackey-Vining, Camille Yancey; back row: manager Dianne Lewis, Sheila Burns, Kathy Rowland, Sherry Smith, Joy Dillard, Betsy Broyles, Debbie Roe, Melanie Browder, head coach Sharon Ogle, trainer Jerry Cohen.



1978-79

Unfortunately, the University of Arkansas does not have a team photo of the 1978-79 team, only this newspaper clipping of a team photo. The members of the 1978-79 team were: Betsy Broyles, Donna Buccella, Kathy Caton, Trisha Cooper, Sharon Delph, L'Anna Howard, Marsha Johnson, Peggy Price, Debbie Roe, Sandy Scranton, Lita Stricklin, Monica Van Parys. The head coach was Joan Henn with assistant coach Judy Grayston. If any former players have a copy of the team photograph, we would like to copy it for our records. Please contact Jeri Thorpe at the Athletic Media Relations office.


FIRST YEAR OF MODERN ERA

Razorback women's basketball got its modern era start in 1976-77 playing to a 10-6 record. Arkansas had two consecutive three-game winning streaks this season and played notables such as Tulsa and Oral Roberts, two teams who still appear on Arkansas' schedule. The Razorbacks were tough at home, going 6-0 that first season. Inaugural team member Joy Dillard returned to campus in 2011-12 joining Jeff Long in celebrating Black History Month.




COACH SHARON OGLE 2 YEARS, 24-15 (1976-1978)

Tasked with starting the women's basketball team, Ogle in fact was restarting a program that existed briefly at the end of the 1960s as an "extramural" team. Aside from a continuous history of teams the following 30 years, the differences that set the 1976-77 team apart from previous squads to become the first varsity team were the official sanction of the Women's Athletics Department, membership in the AIAW -- the national women's collegiate rules body of the period -- and scholarship, albeit partial scholarships. Ogle also signed the first recruited athletes for women's basketball the next season.



MONICA VAN PARYS

By virtue of the shorter seasons, Arkansas' early teams own records that may never be broken. For example, the 1978-79 team allowed the fewest points (1,242) in a season, but also scored the fewest points (1,100).



CHERYL ORCHOLSKI



TEAM PHOTOGRAPHS




COACH JOAN HENN
3 YEARS, 33-41 (1978-1981)

The second head coach for the Razorback basketball team, Joan Henn saw the expansion of the schedule and roster during her three years at Arkansas. Transitioning to a varsity-style squad filled with recruited scholarship athletes, Henn faced some of the first major regional opponents during the pre-SWC days of AIAW basketball in Fayetteville. Henn has the distinction of being the first coach to take the Razorbacks into post-season competition at the Southwest Regional of the AIAW in Baton Rouge in her second season, and she started the first home tournament.



1979-80

Front row, from left: Trisha Cooper, Lita Stricklin, Monica Van Parys, Kim Bunge, Patrice Gillenwater, Tammy Siefkes, Connie Fitzgerald; back row; Peggy Price, manager; Kristy Weathers, manager; Sandy Scranton, Leah Gordon, George Ana Clark, Ann Keenan, assistant coach; Joan Henn, head coach; Kathy Caton, Marsha Johnson, Lisa Harris, Kelly Lipe, Nancy Stevens, trainer.




AMANDA HOLLY

The 1980-81 team became the first Razorback basketball team to host a home tournament. By defeating Tennessee-Martin and McNeese State in February, the 1981 team started the perfect record for Arkansas women's basketball at home. All-time through three versions of home tournaments, Arkansas is a combined perfect 26-0 with 13 tournament titles. This early Lady Razorback Invitational continued for two more seasons before going on hiatus until the 1989 season. Arkansas hosted several Dial Classics before home tournaments ended in 1999. The 1980-81 team also has the distinction of the most players fouled out in a year, 47.



1980-81

Front row, from left: Brenda Alexander, Connie Fitzgerald, Cecilia Roark, Jan Lookadoo, Cheryl Orcholski, Leah Gordon; back row, from left: Kelly Lipe, manager; Nancy Stevens, trainer; Matilda Willis, assistant coach; Wendy Schopp, Patrice Gillenwater, Mary Munsch, Kim Bunge, Monica Van Parys, Tammy Siefkes, DeAnn Henry, Joan Henn, head coach; Bonnie Foley, graduate assistant; Peggy Price, manager.



COACH MATILDA WILLIS
3 YEARS, 67-27 (1981-1984)

Responsible for signing the first major recruiting classes at Arkansas, Matilda Willis laid the foundation for the Razorbacks' quick ascension into the Southwest Conference elite. Willis also upgraded the UA schedule from regional to national contests, taking on the powerhouse teams of the day including Delta State and Louisiana Tech. The first 20-win coach at Arkansas, her 1982 team also became the first Razorback team at the national championship level, advancing to the Sweet 16 of the AIAW National Tournament in California. Her brief three seasons at Arkansas before leaving for Kansas State give her the best career winning percentage of any



1981-82

Front row, from left: Brenda Alexander, Dinah Dickerson, Connie Fitzgerald, Tamara Mathis, Doris Gaiser, DeAnn Henry, Cheryl Orcholski; back row, from left: Kelly Lipe, manager; Nancy Stevens, trainer; John Sutherland, assistant coach; Bettye Fiscus, Paula Phillips, Monica Van Parys, Kim Bunge, Amanda Holley, Erma Greer, Mary Munsch; Jeff Cohen, assistant coach; Matilda Willis, head coach; Marsha Van Parys, manager.

Razorback women's basketball coach at .713.

TEAM PHOTOGRAPHS



1982-83

Front row, from left: Kelly Lipe, manager; Debra Williams, Connie Fitzgerald, Doris Gaiser, Erma Greer, Tamara Mathis, DeAnn Henry, Cheryl Orcholski, Nancy Stevens, trainer. Back row, from left: Marsha Van Parys, manager; Matilda Willis, head coach; Bettye Fiscus, Mary Munsch, Anne Luostarinen, Kim Bunge, Amanda Holley, Paula Phillips, Sherri Boeller, John Sutherland, assistant coach; Lisa Parker, assistant coach.

KIM BUNGE

For the second consecutive year, Matilda Willis kept Arkansas undefeated at Barnhill Arena. This was the first year for Southwest Conference women's basketball, with the emphasis on the postseason tournament and a single-round robin regular-season format. This also marked the first year of NCAA participation for the Razorbacks as Arkansas elected to compete under AIAW rules until the demise of the national women's collegiate organization in 1982.



1983-84

Front row, from left: Debra Williams, Cheryl Orcholski, Tamara Mathis, Doris Gaiser, Valecia Fore. Kneeling, from left: Sheila Burkes, Bettye Fiscus, Erma Greer, Tracy Webb, Mary Munsch. Standing, from left: manager Rita Ivie, trainer Nancy Stevens, assistant coach John Sutherland, Amanda Holley, Anna Luostarinen, Monica Brown, manager Kelly Lipe, manager Sammie Baird, head coach Matilda Willis.

ERMA GREER

Riding one of the nation's longest home winning streaks, Matilda Willis sought out a major test for her growing program. By hosting the defending national champion Lady Techsters for the home opener, Arkansas saw its 21-game, three-year Barnhill streak end to No. 2 La. Tech. The tough non-conference schedule got Arkansas prepared for the first full double-round robin SWC slate. In one of the early program's epic games, a buzzer-beating final shot rimmed out against No. 1 ranked Texas, allowing the Longhorns to escape Fayetteville by one point and continue what would become the longest conference win streak in women's basketball history. However, Arkansas would finish that task six years later in Austin.




1984-85

Front row, from left: Brenda Rhodes, Tracy Webb, Dianna Harris, Bettye Fiscus, Doris Gaiser. Middle row: assistant coach Journey Beard, manager Sammie Baird, Cindy Daley, Debra Williams, Erma Greer, Tina Brewer, trainer Nancy Stevens. Back row: head coach John Sutherland, manager Cynthia Mathis, Tamara Mathis, Monica Brown, Tracey Hutchinson, Bronwyn Wynn, Sheila Burkes, manager Rita Ivie, asst. coach Joey Anders.

ALL-TIME LEADING SCORER BETTYE FISCUS

The 1984-85 season was a passing of the torch as the first generation of star players at Arkansas, led by all-time leading scorer Bettye Fiscus, played their senior year. At the same time, the next wave led by sophomores like Tracy Webb and Sheila Burkes were becoming key players for the Razorbacks.



TEAM PHOTOGRAPHS



COACH JOHN SUTHERLAND
9 YEARS, 174-88 (1984-1993)

When he was promoted to head coach by former women's athletics director Ruth Cohoon in the spring of 1984, John Sutherland became the youngest Division I head coach in America. His youth and enthusiasm served him well during his nine-year run, and made him the perfect counterbalance for Arkansas' most bitter Southwest Conference rival, Texas. Three times voted the SWC Coach of the Year, he earned his first honor in 1986 leading the Razorbacks to their first NCAA berth. He coached Arkansas in some of its most memorable games, but none greater than the epic win at Austin, Texas, to snap the nation's longest conference winning streak. It was Sutherland that became


the first coach besides hall of famer Jody Conradt to win a SWC championship. Sutherland's 1989-90 team shared the crown with Texas and advanced to the NCAA Elite Eight. His 1990-91 team won the SWC outright with a pair of wins over Texas, then swept the conference tournament to break another UT streak. He coached Arkansas' first Kodak All-American, Delmonica DeHorney. The transition to the SEC in 1991-92 was difficult, and Sutherland departed after nine seasons. His .664 career mark, six 20-win seasons and two league championships remain one of the best coaching records at Arkansas. The 1990-91 team still holds the record for most wins in a season -- 28 -- and best winning percentage -- .875, 28-4. He went on to coaching stops as an assistant at Notre Dame and Marshall and as head coach at New Mexico State before retiring from coaching.



1985-86

1986 MIDWEST REGION FIRST ROUND

Front row, from left: senior guard Debra Williams, sophomore guard Tina Adams, freshman guard Lillian Valley; second row, from left: freshman guard Lanell Dawson, freshman guard Kim Grisham, sophomore forward Cindy Daley, junior guard Tracy Webb; back row, from left: freshman forward Shelly Wallace, freshman forward Stephanie Brinlee, junior center Bronwyn Wynn, junior forward Sheila Burkes, junior forward Monica Brown.



NWIT MVP TRACY WEBB

Having lost to the No. 1 ranked team in the country by a pair of field goals, the senior-laden 1987 team felt it deserved a return to the NCAA tournament. However, in the days before the 64-team draw, at-large bids were hard to come by and the level of respect for the competition in the SWC was not the same as other power leagues. Jilted, the team decided to wreak vengeance on the eight-team field at the National Women's Invitational Tournament in Amarillo, Texas. Arkansas shattered the tournament record for average points scored and margin of victory -- two marks that would stand until the dissolution of the NWIT in 1997.



1986-87

1987 NWIT CHAMPIONS

Front row, from left: Maria Kidd, Lanell Dawson, Claudia Harris, Donna Wilson, Lillian Valley, Juliet Jackson, Tracy Webb. Back row, from left: Shelly Wallace, Robyn Irwin, Bronwyn Wynn, Sheila Burkes, Dianna Harris, Cindy Daley, Monica Brown.

TEAM PHOTOGRAPHS



1987-88

Front row, from left: manager Martha Neal, Lillian Valley, Christi Willson, Donna Wilson, Sue Pack, Juliet Jackson, Lisa Martin, manager Karen Johnson. Back row, from left: head coach John Sutherland, assistant coach Tracy Webb, Cindy Daley, Faye Dickerson, Robyn Irwin, Delmonica DeHorney, Angie Gore, Shelly Wallace, assistant coach Tracey Mays, assistant coach Donald Paul, trainer Nancy Stevens.

DONNA WILSON

A tough season for Arkansas, but it still had highlights as Donna Wilson set the school record for assists in a game with 18 against Houston in the SWC Tournament and Delmonica DeHorney was named the league's newcomer of the year. Wilson's effort has stood the test of time as three different point guards -- Amber Nicholas, Christy Smith and Amy Wright -- have broken numerous assist marks. Although each had double-digit game bests and all put up over 500 career assists, the closest any came was 12 by Wright. India Lewis' sophomore class record 14 in 2001 is the best effort to break Wilson's record.




1988-89

1989 MIDWEST REGION FIRST ROUND

Front row, from left: junior guard Juliet Jackson, senior guard Lisa Martin, sophomore guard Sue Pack, senior guard Donna Wilson, freshman guard Coretta Chenault, sophomore guard Christi Willson. Back row, from left: senior forward Shelly Wallace, sophomore forward Angie Gore, senior post Robyn Irwin, sophomore center Delmonica DeHorney, sophomore forward Faye Dickerson, freshman guard Michelle Mabry, freshman guard Amber Nicholas.

KODAK HONORABLE MENTION SHELLY WALLACE

Unlike 1987, Arkansas was rewarded for its runner-up finishes in SWC play, advancing to the NCAA first round. This team remains the highest average scoring team (83.0 ppg) in school history, led by senior power forward Shelly Wallace. The Californian set several school records on her way to Kodak All-America honorable mention honors, many which still stand today including most rebounds in a game, season and career, and most 30-point games in a career with seven. She remains the only Razorback to average a double-double for a season.



1989-90

1990 WEST REGIONAL FINALISTS

Front row, from left: senior guard Juliet Jackson, sophomore guard Amber Nicholas, sophomore guard Christi Willson, freshman guard Marla Goshien, freshman guard Sally Moore, sophomore guard Stacey Walls. Back row, from left: junior forward Sue Pack, freshman post Blair Savage, junior forward Angie Gore, junior post Delmonica DeHorney, junior post Deborah Crosby, sophomore forward Coretta Chenault, freshman forward Janet Moore.

JULIET JACKSON

Overlooked among the accomplishments of the 1990 Southwest Conference co-champions is the fact the 1989-90 team was the greatest road squad in school history. Shattering the mark for consecutive road wins with 12, this team may have completed the year perfect on the road had it not been assigned the West Regional and handed the unenviable task of facing the national champion juggernaut of Stanford on the Cardinal's home court. Still, the 12-1 road mark also remains the school record (.923). Juliet Jackson played a key role in two of the most important road wins. Her famous free throws at Texas (see The Greatest Games, page 134) were important, but without her career-best and game-leading 30 points poured in from long distance at Athens, Arkansas' season ends at Georgia.



TEAM PHOTOGRAPHS




KODAK ALL-AMERICAN DELMONICA DEHORNEY

Arkansas' winningest season had some of the quirkiest moments. The 90-91 team held the record for the longest regular-season win streak -- 12 games -- for 17 years. But for an improbable loss to last-place Baylor by one point at Waco, Arkansas may have won 21 straight. Still, taking 20 of 21 was impressive, and the 28 wins and .875 percentage remain school records. The

1991 team also holds the record for most points (2,644) and most assists (694) due mostly to the post-point duo of Delmonica DeHorney and Amber Nicholas.

1991 SWC CLASSIC MVP AMBER NICHOLAS



1990-91 1991 MIDWEST REGIONALS


Front row, from left: junior guard Amber Nicholas, freshman guard Allyson Twigg, junior guard Christi Willson, freshman guard Sha Hopson, sophomore guard Sally Moore, freshman guard Shea Henderson. Second row: manager Martha Neal, student coach Jason Jones, graduate asst. Gail Striegler, head coach John Sutherland, asst. coach Tracey Mays Stehlik, assistant coach Loy Moore, trainer Sally Werner-Ferrel, manager Dana Dethrow. Back row: sophomore guard Janet Moore, freshman forward Allison Muldrew, freshman post Yolanda Dickson, senior post Deborah Crosby, senior post Delmonica DeHorney, freshman post Michelle Thacker, senior post Angie Gore, sophomore post Blair Savage.



BLAIR SAVAGE


A rebuilding season was not the best timing to join the toughest women's basketball conference in America. It also proved a tough, quirky schedule as the SWC's double-round robin consumed 16 regular-season games while the SEC had only 11 conference games. Hurt feelings from its former league foes prevented the Razorbacks from scheduling SWC teams and Arkansas scrambled on month's notice to assemble a minimum Division I schedule of 24 games. Without its two-time leading scorer and Kodak All-American Delmonica DeHorney, Arkansas struggled in the first year of SEC play. Watching a last-second layup roll off the rim at Ole Miss to open league play, 66-65, losing the team's leading scorer at semester after upsetting No. 17 Auburn, and a heartbreaking overtime loss at Kentucky added up to an 11th-place finish in the 12-team league. The defending SWC champions were not alone as fellow expansion member South Carolina, the defending Metro Conference champ,

joined Arkansas at the bottom of the league standings helping prove the point of the SEC as the reigning power conference. Wilson's effort has stood the test of time as three different point guards -- Amber Nicholas, Christi Smith and Amy Wright -- have broken numerous assist marks. Although each had double-digit game bests and all put up over 500 career assists, the closest any came was 12 by Wright. India Lewis' sophomore class record 14 in 2001 is the best effort to break Wilson's record.



1991-92

Front row, from left: trainer Sally Werner-Ferrel, manager Suzanne Clark, Shea Henderson, Chrysti Jordan, Sha Hopson, Allyson Twigg, Angela Davis, Amber Nicholas, manager Bettina Gragg, student assistant Jason Jones. Back row, from left: head coach John Sutherland, Alison Muldrew, Michelle Thacker, Dianna Harris, Rochelle Masengill, Stephanie Bloomer, Blair Savage, Yolanda Dickson, assistant coach Tracey Mays Stehlik, assistant coach Loy Moore.



SHEA HENDERSON

Arkansas' senior point guard from the small Delta town of Star City provided one of the highlight moments of 1992-93 as Shea Henderson drove the lane with seconds remaining to sink the defending SEC champion Ole Miss Lady Rebels in the conference opener. Arkansas made improvements and regained an almost full schedule in its second transition year to the SEC.

conference opener. Arkansas made improvements and regained an almost full schedule in its second transition year to the SEC.

STEPHANIE BLOOMER



1992-93

Front row, from left: manager Suzanne Clark, Shea Henderson, Debbie Olivas, Tara Rhodes, Allyson Twigg, Angela Davis, Tracy Eaton, Shannon Jones, manager Daisy Moore. Back row, from left: practice coordinator Jason Jones, head coach John Sutherland, trainer Sally Werner-Ferrel, Yolanda Dickson, Blair Savage, Michelle Thacker, Stephanie Bloomer, Rochelle Masengill, Kelly Johnson, assistant coach Tracey Mays Stehlik, assistant coach Loy Moore, graduate assistant coach Amber Nicholas.

TEAM PHOTOGRAPHS



1993-94

Front row, from left: Debbie Olivas, Shea Henderson, Shannon Jones, Kimberly Wilson, Kelly Johnson, Allyson Twigg, Taqueta Roberson, Tracy Eaton. Back row, from left: manager Susanne Clark, assistant coach Sue Donohoe, head coach Gary Blair, Stephanie Bloomer, Michelle Thacker, Rochelle Masengill, Carrie Parker, Yolanda Dickson, assistant coach Tom Collen, assistant coach Amber Nicholas, manager Nita Thompson.



1994-95

1995 MIDWEST REGION SECOND ROUND

Front row, from left: senior guard Debbie Olivas, sophomore forward Toya Marshall, freshman point guard Christy Smith, sophomore guard Kimberly Wilson, junior post Kelly Johnson, freshman guard Tiffany Wright, senior guard Allyson Twigg, sophomore guard Taqueta Roberson, freshman guard Robin Alpe. Back row, from left: manager David Weaver, manager Amy Clement, assistant coach Kit Kyle, head coach Gary Blair, freshman post Karen Jones, senior post Stephanie Bloomer, senior post Rochelle Masengill, sophomore post Carrie Parker, freshman guard Treva Christensen, assistant coach Tom Collen, assistant coach Amber Nicholas, trainer Ruth DeBro, manager Tom Halbmaier.



1995-96

PRE-SEASON WNIT RUNNER-UP || NWIT 4TH PLACE

Front row, from left: Robin Alpe, Roxanne McCrory, Christy Smith, Taqueta Robertson, Kelly Johnson, Kimberly Wilson, Tennille Adams, Toya Marshall, Sytia Messer, Carrie Satterfield; back row, from left: Tom Collen, assistant coach; Kit Kyle, assistant coach; Amy Clement, manager; Tom Halbmaier, manager; Tiffany Wright, Carrie Parker, Shaka Massey, Karen Jones, Treva Christensen, David Weaver, manager; Ruth DeBro, trainer; Debbie Olivas, student assistant coach; Amber Nicholas, assistant coach; Gary Blair, head coach.

COACH GARY BLAIR 10 YEARS, 198-120 (1993-2003)

The longest tenured coach in Razorback women's basketball history, Gary Blair will be forever remembered for two improbable runs against the odds and one of the most famous players in school history. Taking over after a successful run at Stephen F. Austin, Blair promised to take Arkansas the next step toward the Final Four. His first recruiting class made good on the pledge. Led by four-time AP All-America honorable mention Christy Smith, Arkansas became the first unranked team in NCAA history to reach the Women's Final Four. Before the epic 1998 West Regional run, Blair led Arkansas into the NCAA tournament in 1995 thanks to Smith's SEC Freshman of the Year effort to rally Arkansas from a 1-3 league start to a 7-4 close to tie for fourth. Blair was named national coach of the year by two publications after the 1998 season. A disappointing 1999 saw Arkansas become one of a handful of Final Four teams to fail to return to the tournament, but Blair rallied the team to the 1999 WNIT Championship in front of a school, state and then WNIT record crowd of 14,163 at Walton Arena. His final three seasons were NCAA trips before departing to become the head coach at Texas A&M in 2004.



KELLY JOHNSON

After starting league play 1-3, including a heartbreaking one-point loss to Ole Miss, not a lot of folks held high hopes for Arkansas' SEC finish, except for Christy Smith. The future SEC Freshman of the Year had proved tenacious in the non-conference schedule, and embarked on an improbable run of playing every minute of every SEC game -- both regular season and tournament. Her grit combined with the highly-touted freshmen recruits and the experience of seniors Stephanie Bloomer and Allyson Twigg powered Arkansas to a 6-1 finish in SEC play to tie for fourth place overall. The highlight of the run was an upset of eighth-ranked Vanderbilt. Winning eight of the last 10 games of the season, Arkansas was rewarded with a sixth seed in the NCAA Midwest Region. The 1995 team also set the school record for free throw percentage (.770).



SYTIA MESSER

Preseason top 10 for the first time since the SWC glory days and set to play in the Preseason WNIT, Arkansas looked ready to roll into the SEC elite. The only loss in an impressive start of 13-1 came in the final minute of the title game to ninth-ranked Colorado. But at the start of conference play, Bama stunned UA at home in overtime, setting off a five-game losing streak. Just as the team recovered with back-to-back league wins, Arkansas lost both the game and its star point guard at Kentucky as Christy Smith's season ended with a torn ACL. Arkansas rallied again, notably with the overtime win in the rescheduled Snow Game against Auburn, but it was not enough to overcome the slow league start. Instead, Arkansas headed to Amarillo for what proved to be the final NWIT.



TEAM PHOTOGRAPHS



KIMBERLY WILSON

Another year of incredible highs and incomprehensible lows for the Razorbacks. The guard combo of Christy Smith and Kimberly Wilson scored 20-plus each and Sytia Messer turned in her finest defensive effort to limit Chamiqua Holdsclaw to her first single-digit game as a collegian as Arkansas upset sixth-ranked Tennessee. It was part of another 13-1 start, but a 3-8 road record and a 5-7 conference finish left Arkansas on the bubble. This was the year ESPN decided to visit the Razorback women's basketball locker room for Selection Sunday, but UA's bubble was burst by the selection committee. With no postseason NIT available, a stunned Arkansas team was left with nothing to do but get ready for next season.



1996-97

Front row, from left: Treva Christensen, Karyn Karlin, Roxanne McCrory, Taqueta Roberson, Sytia Messer, Kimberly Wilson, Carrie Satterfield, Tiffany Wright, Christy Smith, Tennille Adams; back row, from left: Tom Halbmaier, manager, David Weaver, manager; Gary Blair, head coach; Trenia Tillis, assistant coach; Karen Jones, Shaka Massey, Carrie Parker, Tom Collen, assistant head coach; Amber Nicholas, assistant coach; Kris Ring, trainer; Amy Clement, manager; Jason Clemons, manager.



4X AP ALL-AMERICA HONORABLE MENTION CHRISTY SMITH

Arkansas used the same formula of 1995 -- impact freshmen and senior leadership -- to return to the postseason. Now the '95 freshmen were the '98 leaders, and despite preseason knee problems, seniors Christy Smith and Karen Jones would not be denied their ultimate goal. While the miracle run at the NCAA West Regional is well known, often overlooked are the key non-conference games -- the half-court back-breaker by Smith at Louisville and the OT rally at Valpo -- plus the must-win "playoff" for the at-large berth with Auburn at the SEC tournament. This was a heartbreak team that set the mark for most conference overtime games in a season with three.



1997-98

1998 FINAL FOUR | WEST REGION CHAMPIONS

Front row, from left: junior post Tennille Adams, freshman guard Lonniya Bragg, freshman guard Wendi Willits, junior guard Sytia Messer, junior guard Carrie Satterfield, junior guard Kamara Stancle, senior point guard Christy Smith, senior forward Tiffany Wright, junior post Brandi Whitehead. Back row, from left, assistant coach Vic Schaefer, assistant coach Amber Nicholas, trainer Kris Ring, stud. trainer Sheryl Taylor, manager Malina Qaddoumi, manager David Weaver, freshman post Celia Anderson, junior guard Treva Christensen, sophomore post Karyn Karlin, senior post Karen Jones, manager Jason Clemons, manager Amira Qaddoumi, manager Amy Clement, assistant coach Trenia Tillis, head coach Gary Blair.



WNIT MVP LONNIYA BRAGG

Losing several starters from the Final Four team, Arkansas answered the persistent question from the 1998 run by defeating Stanford at San Jose in the season opener. The five-game run to the WNIT title was the highlight of a year of tremendous highs and lows. The season in a player was Karyn Karlin, the leading scorer who pushed Arkansas to a stunning upset over Penn State on CBS but saw her season end early with a torn ACL at Auburn.



1998-99

1999 WOMEN'S NIT CHAMPIONS

Front row, from left: Amy Wright, Krystal Osborne, Wendi Willits, Sytia Messer, Kamara Stancle, Lonniya Bragg, Carrie Satterfield. Back row, from left: manager Malina Qaddoumi, student trainer Christie Clem, assistant coach Vic Schaefer, athletic trainer Kris Ring, assistant coach Trenia Tillis, Brandi Whitehead, Tennille Adams, Karyn Karlin, Celia Anderson, Treva Christensen, Joy Oakley, head coach Gary Blair, assistant coach Amber Nicholas, manager Jason Clemons, manager Amira Qaddoumi.

TEAM PHOTOGRAPHS



1999-2000

2000 WNIT SEMIFINALISTS

Front row, from left: senior Karyn Karlin, freshman Lakishia Harper, junior Wendi Willits, freshman Dana Cherry, sophomore Amy Wright, freshman India Lewis, junior Lonniya Bragg; standing, from left, administrative assistant Mike Neighbors, manager Malina Qaddoumi, manager Jason Clemons, assistant coach Vic Schaefer, assistant coach Trenia Tillis, senior Brandi Whitehead, junior Celia Anderson, freshman Katrina Nesby, sophomore Joy Oakley, assistant coach Amber Shirey, head coach Gary Blair, student trainer Tomika Jones, manager Amira Qaddoumi, trainer Sean Collins.



2000-01

2001 WEST REGION || SECOND ROUND

Front row, from left: junior Joy Oakley, junior Carla Rhodes, senior Wendi Willits, sophomore Lakishia Harper, junior Amy Wright, sophomore India Lewis, sophomore Dana Cherry, senior Lonniya Bragg. Back row, from left: assistant coach Amber Shirey, student assistant trainer Angie Gottsponer, associate head coach Vic Schaefer, manager Malina Qaddoumi, trainer Sean Collins, freshman Sarah Lundberg, senior Celia Anderson, freshman Katrina Nesby, freshman Kiesha Beard, freshman Shameka Christon, freshman Shanna Harmon, head coach Gary Blair, adm. assistant Mike Neighbors, manager Amira Qaddoumi, assistant coach Kelly Bond.



2001-02

2002 MIDEAST REGION || SECOND ROUND

Front row, from left: senior Joy Oakley, senior Carla Rhodes, junior Lakishia Harper, senior Amy Wright, junior Kela Peterson, junior India Lewis, junior Dana Cherry. Back row, from left: student trainer Shane Bjornberg, trainer Sean Collins, mgr. Allison Singleton, associate head coach Vic Schaefer, assistant coach Amber Shirey, sophomore Shanna Harmon, sophomore Shameka Christon, sophomore Katrina Nesby, freshman Kiesha Beard, freshman Cara Wright, assistant coach Kelly Bond, head coach Gary Blair, admn. assistant Kelley Waters, mgr. Kim Markham, mgr. M.J. Keeler.

KARYN KARLIN

Two notable records belong to the 1999-2000 season. The team capitalized on the 5-0 finish of the previous season with an 8-0 start to break a pair of school records, consecutive wins and consecutive wins to begin the season. Unfortunately, a pair of losing streaks -- five games in January and seven games in February -- sent Arkansas back to the WNIT. The Razorbacks continued their WNIT winning streak into the semifinals before losing to league rival Florida.



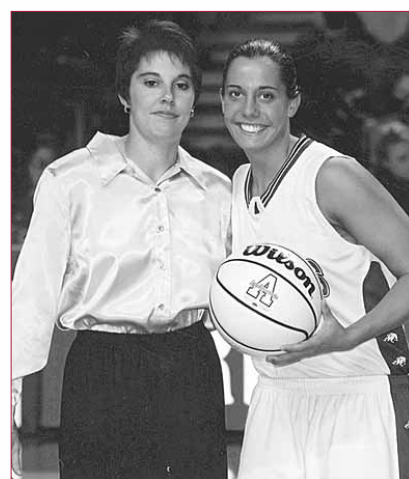
WENDI WILLITS

Arkansas' first full season in the 21st century was the year of the three-pointers. Wendi Willits finished her career by adding the career trey mark -- 316 -- to her long list of three-point records at Arkansas. Willits' outside shooting drove this team to a school-record 202 three-point goals. The emergence of freshman Shameka Christon gave Arkansas great balance as the 2000-01 team became the seventh -- and most recent -- team in school history to finish the year with four double-digit scorers.



AMY WRIGHT

The fact Amy Wright broke Amber Nicholas' career assist record was a foregone conclusion at the start of 2001-02; however, that Wright's ball handling ability would lead to a new season-record 205 assists and a whopping 717 for her career wasn't. Lost in her assist record was the senior guard's ability to protect the basketball as the 2001-02 team broke the school record for fewest turnovers with 433 -- highly significant considering the short length of some of Arkansas' early seasons. This team also claimed the school record for most blocked shots in a season with 136.



TEAM PHOTOGRAPHS



INDIA LEWIS

For only the third time in school history, Arkansas started and finished the season ranked in the AP top 25. The 2003 team also got off to one of the four fastest starts in school history, pushing to 10-1. The season peaked with a stunning upset of No. 2 LSU, 82-72, before one of the largest crowds in school history at Walton Arena. Another five-figure crowd came a week later to see Arkansas come up short against fourth-ranked Tennessee. It was part of a 55,000-fan January for all women's athletics combined in Fayetteville. The year had another peak as the SEC crossed the Mississippi River for the first time for a basketball tournament, and the result was a record-setting attendance at ALLTEL.



2002-03

2003 WEST REGION || SECOND ROUND

Front row, from left: freshman Sarah Pfeifer, senior Dana Cherry, senior Kela Peterson, senior Lakishia Harper, senior India Lewis, freshman Rochelle Vaughn, freshman Redd Coleman, freshman Kristin Moore. Back row, from left: manager Brittny Johnson, manager Allison Singleton, associate head coach Vic Schaefer, assistant coach Amber Shirey, sophomore Cara Wright, junior Shameka Christon, junior Katrina Nesby, freshman Ruby Vaden, junior Shanna Harmon, graduate assistant trainer John Parrigon, assistant coach Kelly Bond, administrative assistant Kelley Waters, head coach Gary Blair. Not pictured, trainer Sean Collins, sophomore Kiesha Beard.



SEC PLAYER OF THE YEAR SHAMEKA CHRISTON

Under new head coach Susie Gardner, Shameka Christon's offensive production jumped to 21.8 ppg to lead the SEC in scoring. As a result, the senior became the first Razorback women's basketball player to earn SEC Player of the Year and the first Associated Press Third-Team All-American. Arkansas posted its most wins on the road in almost a decade under its new head coach. The Razorbacks also notched a school record for most three-point attempts. After the close of the season, Christon became the highest drafted Arkansas women's basketball player by the WNBA, selected fifth overall by the New York Liberty.



2003-04

Front row, from left: sophomore forward Sarah Pfeifer, junior guard April Seggebruch, sophomore guard Rochelle Vaughn, freshman guard Kristin Peoples, junior guard Adrienne Bush, junior guard Sheree Thompson, freshman forward Danielle Allen; back row, standing from left: manager Allison Singleton, graduate assistant Alli Clark, director of basketball operations Kelley Waters, assistant coach Charity Elliott, assistant coach Rena Faust-Holden, senior post Shanna Harmon, senior forward Shameka Christon, senior post Katrina Nesby, sophomore post Ruby Vaden, sophomore guard-forward Kristin Moore, head coach Susie Gardner, basketball athletic trainer Sean Collins, student athletic trainer Maggie Harrington, assistant coach Amber Shirey and manager Brittny Johnson.



SEC SCHOLAR-ATHLETE OF THE YEAR SARAH PFEIFER

The 9-1 start for 2004-05 tied the school record for best opening 10 games. Sophomore Sarah Pfeifer was named the SEC Scholar-Athlete of the Year, giving Arkansas back-to-back league-wide player honors. It was an award Pfeifer earned the hard way. Returning to the lineup from shoulder surgery the year before, the redshirt sophomore wasn't supposed to lead the team in scoring. But torn ACLs for two starting post players in the space of three weeks sent the not-quite 6-0 Pfeifer into the land of the giants. A former high school post, she flourished with several 20-point plus



2004-05

2005 WNIT SECOND ROUND


Front row seated, from left: junior Sheree Thompson, sophomore Kristin Peoples, junior Rochelle Vaughn, senior Adrienne Bush, sophomore Sarah Pfeifer, junior Melissa Hobbs, senior April Seggebruch, freshman Brittny Vaughn, senior Allison Singleton; back row standing, from left: graduate assistant athletic trainer Lucy Mansfield, graduate assistant Alli Clark, basketball trainer Phill Vardimann, assistant coach Amber Shirey, assistant coach Rena Faust-Holden, sophomore Danielle Allen, junior Kristina Andjelkovic, junior Ruby Vaden, junior Kristin Moore, freshman Christina Lawrence, assistant coach Johnnie Harris, head coach Susie Gardner, strength coach J.C. Moreau, manager Marie Earwood, manager Brittny Johnson, director of basketball operations Kelley Waters.

TEAM PHOTOGRAPHS



2005-06

Front row seated, from left: senior Adrienne Bush, sophomore Brittney Vaughn, freshman Ayana Brereton, junior Leslie Howard, junior Danielle Allen, senior Rochelle Vaughn, junior Kristin Peoples, senior Sheree Thompson, junior Dominique Washington. Back row standing, from left: manager Trudi Spencer, basketball trainer Sara Melby, manager Nathan Bodenstein, assistant coach Amber Shirey, assistant coach Johnnie Harris, freshman Whitney Jones, junior Sarah Pfeifer, senior Kristina Andjelkovic, senior Kristin Moore, senior Melissa Hobbs, head coach Susie Gardner, strength coach J.C. Moreau, assistant coach Khadija Head, student trainer Malinda McNew, graduate assistant coach Allison Singleton.



2006-07

Front row seated, from left: Kendra Roberts, Charity Ford, Leslie Howard, Danielle Allen, Dominique Washington, Sarah Pfeifer, Tanisha Smith, Ayana Brereton, Donica Cosby, Brittney Vaughn. Back row standing, from left: manager Erin Cox, manager Haley Bestgen, manager Trudi Spencer, graduate assistant Allison Singleton, assistant coach Amber Shirey, assistant coach Johnnie Harris, strength coach J.C. Moreau, LaKendra Spates, Lauren Ervin, Whitney Jones, head coach Susie Gardner, assistant coach Mike Neighbors, director of basketball operations Khadija J. Head, athletic trainer Jeremy Brazier, assistant athletic trainer Katie Weindinger, and manager Nathan Bodenstein.



2007-08

Front row seated, from left: Shanita Arnold, Charity Ford, Hailey Nutt, Whitney Jones, Sarah Pfeifer, Ayana Brereton, Brittney Richardson, Kendra Howard, Brittney Vaughn. Back row standing, from left: manager Trudi Spencer, manager Haley Bestgen, head coach Tom Collen, video coordinator Jake Nelp, assistant coach Greg Collins, associate head coach Timothy Eatman, Whitney Zachariason, Lauren Ervin, Ashlea Williams, assistant coach Zenarae Antoine, strength coach J.C. Moreau, graduate assistant Angie Nelp, basketball athletic trainer Jeremy Brazier, executive director of basketball operations Amber Shirey, manager Erin Cox, assistant athletic trainer Joanna Schafthausen.

COACH SUSIE GARDNER 4 YEARS, 64-54 (2003-2007)

Becoming the sixth head coach in April 2003, Susie Gardner posted three winning seasons in her four at Arkansas. Her teams had some historic high points, including the best starts in SEC (2006) and overall (2006-07), but also had some of the most dramatic lows, longest losing streak and worst SEC regular season mark. Gardner's first teams produced a pair of SEC athletes of the year with Shameka Christon took overall player of the year in 2004 and Sarah Pfeifer received the scholar-athlete of the year award in 2005. Her final team saw Pfeifer repeat the scholar award and the first double-double player in a generation, Lauren Ervin.



ALL-SEC SECOND TEAM LAUREN ERVIN

Junior transfer Lauren Ervin became the first double-double player at Arkansas since the great Shelly Wallace in the late 1980s. Ranked nationally for rebounds most the year, she has 11 double-double games -- second only to Wallace for a season or career -- to finish the year with 12 ppg and 10 rpg. Ervin shattered the school marks for blocks in SEC play. A school-record start to the season at 15-1 and a midseason AP ranking did not last as the Razorbacks closed with a school-record 10-game losing streak leading to the resignation of Susie Gardner as head coach in early March.



WBCA ROBIN ROBERTS AWARD WINNER BRITTNEY VAUGHN

Tom Collen's first season at Arkansas was a record-breaker as the Razorbacks opened 15-0. The 2007-08 team established both the longest in-season and all-time winning streak with its perfect run through the entire non-conference slate. Returning to the AP Top 25 after defeating Marquette then thrashing old SWC rival Texas Tech, Arkansas seemed poised to become a factor in SEC play. Unfortunately, the team's double-double leader Lauren Ervin tore her ACL in the conference opener and the team was never the same. In spite of the nine-game losing streak to end the year, there were several individual achievements. Ervin was a third-round draft pick of the Connecticut Sun, and senior point guard Brittney Vaughn became the first Razorback to win a national award from the WBCA as she was named the Robin Roberts Award recipient at the 2009 Women's Final Four.



TEAM PHOTOGRAPHS



COACH TOM COLLEN (2007-PRESENT)

The naming of Arkansas' seventh women's basketball head coach was a homecoming for one of America's most successful coaches, Tom Collen. The recruiting coordinator and eventually assistant head coach during Arkansas' surge to the Final Four in the 1990s, Collen left his mark at Arkansas through his previous players like four-time All-American Christy Smith and future top three-point shooter in America Wendi Willits. He made an immediate impact again as his first recruiting class as the head coach for Razorbacks was ranked top 25 in the country. Arriving at Arkansas as one of the top 10 winningest women's basketball coaches in the game, Collen in his first nine seasons as a head coach already has 200 career victories with 10 postseason appearances: five trips at Colorado State, four at Louisville and one at Arkansas.



2008-09 2009 WNIT SECOND ROUND

Front row seated, from left: Ayana Brereton, Jamesha Townsend, Julie Inman, Lyndsay Harris, Shanita Arnold, Ceira Ricketts, Charity Ford, Brittney Richardson. Back row standing, from left: manager Emily Pearson, manager Caroline Powell, executive director of basketball operations Amber Shirey, basketball athletic trainer Jeremy Brazier, assistant coach Greg Collins, associate head coach Timothy Eatman, Whitney Jones, Ashley McCray, head coach Tom Collen, Ashlea Williams, Ashley Daniels, assistant coach Zenarae Antoine, graduate assistant David Walker, director of strength and conditioning for Olympic sports Todd Barbour, manager Grace Parker, manager Erin Cox, manager Haley Bestgen.



CHARITY FORD

The 2009-10 season came to a close with hard-fought games and career performances by the Razorback women's basketball team. Seniors Charity Ford and Ashley McCray hung up their jerseys after solid careers for Arkansas. Ford played four seasons for the Razorbacks ending her career with 917 points, 287 rebounds and 130 assists. Ford ranks 25th all-time for points scored and scored in double-digits in all but one game (the opener) in 2009-10. McCray's two-year career saw her score 254 points with 181 rebounds and 16 blocks.



2009-10

Front row seated, from left: Ashlea Williams, Brittney Richardson, Julie Inman, Lyndsay Harris, Charity Ford, head coach Tom Collen, C'eira Ricketts, Dominique Robinson, Jamesha Townsend, Kristen Gillespie, Quistelle Williams. Back row standing, from left: manager Emily Pearson, executive director of basketball operations Amber Shirey, manager Jeff Brazil, assistant coach Greg Collins, graduate assistant David Walker, assistant coach Zenarae Antoine, Sarah Watkins, Ashley McCray, Skye Rees, Ashley Daniels, associate head coach Timothy Eatman, strength coach Todd Barbour, athletic trainer Jeremy Brazier, manager Erin Cox, manager Haley Bestgen, manager Grace Parker.



C'EIRA RICKETTS

The 2010-11 season saw Arkansas return to the postseason reaching the WNIT Quarterfinals. Arkansas' season saw the team open 12-0, jump into the national polls for nine weeks, sweep LSU, win at Ole Miss and upset No. 10 Oklahoma and No. 12 Kentucky - all firsts for the program. In addition, two players, C'eira Ricketts and Lyndsay Harris, surpassed the 1,000 point plateau.



2010-11

2010-11 Arkansas Razorbacks: Front row (l-r): Chrisstasia Walter, Caroline Powell, Amanda Westbrook, Julie Inman, Lyndsay Harris, Kelsey Hatcher, Dominique Robinson, Brittney Richardson, Keira Peak, Yashira Delgado. Second row (l-r): Amanda Coughlin, Michael Jennings, Erin Gatling, Quistelle Williams, C'eira Ricketts, Skye Rees, Ashley Daniels, Keira Peak, Sarah Watkins, Morgan Myrick, Grace Parker, Morgan Abernathy. Back row (l-r): Jeremy Brazier, Ashlea Williams, Todd Barbour, assistant coach Zenarae Antoine, head coach Tom Collen, associate head coach Timothy Eatman, assistant coach Greg Collins, director of operations Amber Shirey, video coordinator Jeff Brazil, assistant video coordinator Wyatt Hodges.

TEAM PHOTOGRAPHS



ASHLEY DANIELS

Ashley Daniels and her senior classmates C'eira Ricketts and Lyndsay Harris put the Razorbacks on their backs and marched the team all the way to the NCAA second round in 2011-12. The first four-year senior class for head coach Tom Collen, the 2011-12 Razorbacks posted a school record for SEC wins (10), consecutive SEC wins (eight) and SEC finish (tied for fourth). The paced the team to the program's first SEC Tournament win since 2005 and the team's first NCAA Tournament win since 2003. Daniels finished the year leading the SEC in defensive rebounds.



2011-12

Front Row (l-r): Keira Peak, Dominique Robinson, Joey Bailey, Quistelle Williams, Sarah Watkins, Ashley Daniels, Jamesha Townsend, Jhasmin Bowen, Kelsey Hatcher, Lyndsay Harris. Back Row (l-r): assistant video coordinator Wyatt Hodges, manager Jacob Tolman, manager Amanda Coughlin, manager Kendall Ruff, athletic trainer Jeremy Brazier, strength coach Todd Barbour, Erin Gatling, C'eira Ricketts, assistant coach Greg Collins, assistant coach Nicki Collen, head coach Tom Collen, assistant coach Tari Cummings, Calli Berna, Julie Inman, video coordinator Jeff Brazil, student assistant Ashlea Williams, Director of Operations Amber Shirey, manager Morgan Myrick, manager Michael Jennings.



2012-13

2012-13 Arkansas Women's Basketball (l-r): Alex Fessler (mgr.), Wyatt Hodges (asst. video), Kendall Ruff (mgr.), Brooke Rogers (mgr.), Mike Jennings (grad. asst.), Todd Barbour (strength coach), Tari Cummings (asst. coach), Nicki Collen (asst. coach), Tom Collen (head coach), Amber Shirey (asst. coach), Jessica Bowie (dir. of ops), Jeff Brazil (video coord.), Natalie Trotter (athletic trainer), Amanda Coughlin (mgr.), Amber Earls (mgr.). Front row (l-r): Erin Gatling, Dominique Wilson, Dominique Robinson, Calli Berna, Quistelle Williams, Joey Bailey, Sarah Watkins, Jhasmine Bowen, Ana-Carlota Faussurier, Melissa Wolff, Kelsey Hatcher, Keira Peak, Mia Melton.

ALL-TIME SEC STANDINGS

2011-12

	SEC ONLY			OVERALL		
	W	L	PCT	W	L	PCT
Kentucky	13	3	.813	28	7	.800
Tennessee	12	4	.750	27	9	.750
Georgia	11	5	.688	22	9	.710
LSU	10	6	.625	23	11	.676
Arkansas	10	6	.625	24	9	.727
S. Carolina	10	6	.625	25	10	.714
Vanderbilt	9	7	.563	23	10	.697
Florida	8	8	.500	20	13	.606
Auburn	5	11	.313	13	17	.433
Miss State	4	12	.250	14	16	.467
Alabama	2	14	.125	12	19	.387
Ole Miss	2	14	.125	12	18	.400

2008-09

	SEC ONLY			OVERALL		
	W	L	PCT	W	L	PCT
Auburn	12	2	.857	30	4	.882
Vanderbilt	10	4	.714	26	9	.789
LSU	10	4	.714	19	11	.633
Florida	9	5	.643	24	8	.750
Tennessee	9	5	.643	22	11	.667
Miss. State	8	6	.571	23	10	.697
Georgia	7	7	.500	18	14	.563
Arkansas	6	8	.429	18	14	.563
Ole Miss	5	9	.357	18	15	.545
Kentucky	5	9	.357	16	16	.500
S. Carolina	2	12	.168	10	18	.357
Alabama	1	13	.071	13	17	.433

2005-06

	SEC ONLY			OVERALL		
	W	L	PCT	W	L	PCT
LSU	13	1	.929	31	4	.886
Tennessee	11	3	.786	31	5	.861
Georgia	10	4	.714	23	9	.719
Kentucky	9	5	.643	22	9	.710
Florida	8	6	.571	21	9	.700
Vanderbilt	8	6	.571	21	11	.686
S. Carolina	7	7	.500	17	12	.586
Ole Miss	5	9	.357	17	14	.548
Arkansas	5	9	.357	13	15	.464
Auburn	4	10	.286	14	15	.483
Alabama	3	11	.214	9	19	.321
Miss. State	1	13	.071	6	22	.214

2002-03

	SEC ONLY			OVERALL		
	W	L	PCT	W	L	PCT
Tennessee	14	0	1.000	33	5	.868
LSU	11	3	.786	30	4	.882
Georgia	10	4	.714	21	10	.677
Miss. State	10	4	.714	24	8	.750
S. Carolina	9	5	.643	23	8	.742
Vanderbilt	9	5	.643	22	10	.688
Arkansas	7	7	.500	22	11	.667
Auburn	5	9	.357	23	11	.676
Kentucky	4	10	.286	11	16	.407
Alabama	3	11	.214	13	15	.464
Florida	1	13	.071	9	19	.321
Ole Miss	1	13	.071	12	16	.429

2010-11

	SEC ONLY			OVERALL		
	W	L	PCT	W	L	PCT
Tennessee	16	0	1.000	34	3	.918
Kentucky	11	5	.688	25	9	.735
Vanderbilt	10	6	.625	20	12	.625
Georgia	10	6	.625	23	11	.676
S. Carolina	8	8	.500	18	15	.545
Auburn	8	8	.500	16	16	.500
LSU	8	8	.500	19	13	.594
Florida	7	9	.438	20	15	.571
Arkansas	6	10	.375	22	12	.647
Alabama	5	11	.313	18	15	.545
Miss. State	4	12	.250	13	17	.433
Ole Miss	3	13	.188	10	19	.345

2007-08

	SEC ONLY			OVERALL		
	W	L	PCT	W	L	PCT
LSU	14	0	1.000	25	4	.862
Tennessee	13	1	.929	27	2	.931
Vanderbilt	11	3	.786	22	7	.759
Kentucky	8	6	.571	14	13	.519
Georgia	8	6	.571	21	8	.750
Auburn	7	7	.500	19	10	.655
Florida	6	8	.385	17	12	.586
Ole Miss	6	8	.462	12	13	.462
Miss. State	4	10	.287	16	13	.552
S. Carolina	4	10	.287	15	14	.500
Arkansas	2	12	.143	17	13	.567
Alabama	1	13	.071	8	21	.276

2004-05

	SEC ONLY			OVERALL		
	W	L	PCT	W	L	PCT
LSU	14	0	1.000	33	3	.917
Tennessee	13	1	.929	30	5	.857
Vanderbilt	10	4	.714	24	8	.750
Georgia	9	5	.643	24	10	.706
Ole Miss	8	6	.571	19	11	.633
Miss. State	6	8	.429	17	12	.586
Auburn	6	8	.429	16	13	.552
Florida	5	9	.357	14	15	.483
Alabama	4	10	.286	14	15	.483
Kentucky	4	10	.286	18	16	.529
Arkansas	3	11	.214	17	14	.548
S. Carolina	2	12	.143	8	21	.279

2001-02

	SEC ONLY			OVERALL		
	W	L	PCT	W	L	PCT
Tennessee	13	1	.929	29	5	.853
S. Carolina	10	4	.714	25	7	.781
Vanderbilt	10	4	.714	30	7	.812
LSU	8	6	.571	18	12	.600
Miss. State	8	6	.571	19	12	.613
Florida	8	6	.571	18	11	.621
Arkansas	7	7	.500	20	12	.625
Alabama	7	7	.500	19	12	.613
Georgia	6	8	.429	19	11	.633
Ole Miss	3	11	.214	11	17	.393
Auburn	3	11	.214	16	13	.552
Kentucky	1	13	.071	9	20	.310

2009-10

	SEC ONLY			OVERALL		
	W	L	PCT	W	L	PCT
Tennessee	15	1	.938	32	3	.914
Kentucky	11	5	.688	28	8	.777
Miss. State	9	7	.562	21	13	.618
LSU	9	7	.562	21	10	.677
Vanderbilt	9	7	.562	23	11	.676
Georgia	9	7	.562	25	9	.735
Florida	7	9	.438	15	17	.469
S. Carolina	7	9	.438	14	15	.483
Ole Miss	7	9	.438	17	15	.531
Auburn	5	11	.312	15	16	.484
Alabama	4	12	.250	12	18	.400
Arkansas	4	12	.250	12	18	.400

2006-07

	SEC ONLY			OVERALL		
	W	L	PCT	W	L	PCT
Tennessee	14	0	1.000	34	3	.919
Georgia	11	3	.786	27	7	.794
Vanderbilt	10	4	.714	28	6	.765
LSU	10	4	.714	30	8	.789
Ole Miss	9	5	.643	24	11	.686
Miss. State	7	7	.500	18	14	.563
Kentucky	6	8	.429	20	14	.588
S. Carolina	6	8	.429	18	15	.545
Auburn	6	8	.429	21	13	.617
Arkansas	3	11	.214	18	13	.581
Florida	2	12	.143	9	22	.290
Alabama	0	14	.000	10	20	.333

2003-04

	SEC ONLY			OVERALL		
	W	L	PCT	W	L	PCT
Tennessee	14	0	1.000	31	4	.886
LSU	10	4	.714	27	8	.771
Auburn	9	5	.643	22	9	.710
Florida	8	6	.571	19	11	.633
Georgia	8	6	.571	25	10	.714
Vanderbilt	8	6	.571	26	8	.765
Ole Miss	7	7	.500	17	14	.548
Miss. State	7	7	.500	14	15	.483
Arkansas	5	9	.357	16	12	.571
Alabama	4	10	.286	12	16	.429
Kentucky	3	11	.214	11	17	.393
S. Carolina	1	13	.071	10	18	.357

2000-01

	SEC ONLY			OVERALL		
	W	L	PCT	W	L	PCT
Tennessee	14	0	1.000	31	3	.912
Georgia	11	3	.786	27	6	.818
Florida	11	3	.786	24	6	.800
Vanderbilt	8	6	.571	24	10	.706
LSU	8	6	.571	20	11	.645
Arkansas	6	8	.429	20	13	.606
S. Carolina	6	8	.429	11	17	.393
Alabama	5	9	.357	19	12	.613
Auburn	5	9	.357	17	12	.586
Ole Miss	4	10	.286	17	13	.567
Miss. State	4	10	.286	17	14	.548
Kentucky	2	12	.143	6	21	.222



Amber Nicholas Shirey was honored as an SEC Legend

BACK IN THE DAY -- SEC SCHEDULING

Starting with the 2010 SEC championship season, women's basketball began a 16-game schedule. The league will maintain the 16-game schedule in 2012-13 despite the addition of Missouri and Texas A&M to the SEC.

Each team's 16-game schedule will feature home-and-home games against divisional opponents, while featuring one permanent opponent and two rotating opponents from the opposite division. Arkansas' permanent opponent is Missouri.

When Arkansas joined the SEC in 1991, the league played a single round-robin schedule. To promote women's basketball, the conference required each team to play home-and-home with a fixed "rival" partner in 1996 with the 12th game that did not count. For Arkansas, this became LSU. Several SEC teams (UT-Vandy, Ole Miss-MSU, Auburn-Bama) had home-and-home series in previous years and simply designated one game as the league counter. The next season, 1997, both games counted for a 12-game season.

A NCAA mandated minimum 14 regular-season games against conference opponents brought about a 14-game format in 1998. The formula started with round-robin against the entire league, then added home-and-home with the rival partner and a rotating home-and-home with one team from the Eastern Division and one team from the Western Division. The schedule operated on a two-year cycle.

ALL-TIME SEC STANDINGS



Shameka Christon was honored at the 2009-10 SEC Tournament as an SEC Legend.

1999-2000

	SEC ONLY			OVERALL		
	W	L	PCT	W	L	PCT
Georgia	13	1	.929	32	4	.889
Tennessee	13	1	.929	33	4	.892
LSU	11	3	.786	25	7	.781
Auburn	9	5	.643	22	8	.733
Miss. State	8	6	.571	24	8	.750
Vanderbilt	6	8	.429	21	13	.618
Florida	6	8	.429	21	13	.618
Alabama	5	9	.357	15	14	.517
Kentucky	5	9	.357	15	14	.517
Arkansas	4	10	.286	17	15	.531
S. Carolina	3	11	.214	13	15	.464
Ole Miss	1	13	.071	12	16	.429

1998-99

	SEC ONLY			OVERALL		
	W	L	PCT	W	L	PCT
Tennessee	13	1	.929	31	3	.912
LSU	10	4	.714	22	8	.733
Georgia	9	5	.643	27	7	.794
Auburn	8	6	.571	20	9	.690
Alabama	7	7	.500	20	11	.645
Miss. State	7	7	.500	17	11	.607
Kentucky	7	7	.500	21	11	.656
Florida	6	8	.429	19	14	.576
Vanderbilt	6	8	.429	13	14	.481
Ole Miss	6	8	.429	15	13	.536
Arkansas	5	9	.357	20	14	.588
S. Carolina	0	14	.000	11	16	.407

1997-98

	SEC ONLY			OVERALL		
	W	L	PCT	W	L	PCT
Tennessee	14	0	1.000	39	0	1.000
Florida	10	4	.714	23	9	.719
Alabama	10	4	.714	24	10	.706
Vanderbilt	9	5	.643	20	9	.690
Georgia	8	6	.571	17	11	.607
Arkansas	7	7	.500	22	11	.667
LSU	7	7	.500	19	13	.594
Kentucky	5	9	.357	13	15	.464
Miss. State	4	10	.286	14	15	.483
Auburn	4	10	.286	16	11	.593
S. Carolina	3	11	.214	13	15	.464
Ole Miss	3	11	.214	12	19	.387

1996-97

	SEC ONLY			OVERALL		
	W	L	PCT	W	L	PCT
Georgia	11	1	.917	25	6	.806
Alabama	10	2	.833	25	7	.781
Florida	9	3	.750	24	9	.727
LSU	9	3	.750	25	5	.833
Tennessee	8	4	.750	29	10	.744
Vanderbilt	6	6	.500	20	11	.645
Arkansas	5	7	.417	18	10	.643
Ole Miss	5	7	.417	16	11	.593
Auburn	5	7	.417	22	10	.688
Kentucky	2	10	.167	8	19	.296
Miss. State	1	11	.083	11	16	.407
S. Carolina	1	11	.083	12	15	.44

1995-96

	SEC ONLY			OVERALL		
	W	L	PCT	W	L	PCT
Georgia	10	1	.909	28	5	.848
Tennessee	9	2	.818	32	4	.889
Vanderbilt	7	4	.636	23	8	.742
Alabama	7	4	.636	24	8	.750
Auburn	6	5	.545	23	9	.719
Florida	6	5	.545	21	9	.700
Ole Miss	6	5	.545	18	11	.621
LSU	4	7	.364	21	11	.656
Miss. State	4	7	.364	13	14	.481
Arkansas	3	8	.273	21	13	.645
S. Carolina	2	9	.182	16	12	.571
Kentucky	2	9	.182	8	19	.296

ARKANSAS IN THE AP POLL

Highest Ranking: #7 (12/4/95 & 12/11/95)

Highest Preseason Ranking: #10 (90-91 & 95-96)

Longest Poll Run: 28 weeks (2/19/90 to 12/29/91)

Cons. Weeks in Top 10: 5 (2/11/91 to 3/11/91)

[It's notable that Arkansas was in five of six weeks from 12/16/02 to 1/20/03, and the one week out -- 1/6/03 -- was ranked #11]

While Ranked:

Versus All Teams: 127-50 (.718)

Versus Ranked Teams: 15-32 (.319)

Versus Unranked Teams: 112-19 (.855)

Against the AP Poll

Versus #1	0-15	Versus #6	3-9
Versus #2	1-15	Versus #7	2-6
Versus #3	0-8	Versus #8	4-4
Versus #4	0-5	Versus #9	1-3
Versus #5	0-10	Versus #10	2-3
		Versus #11-#25	39-65

Highest ranked wins:

Home: #2 LSU (1/19/03)

Road: @#6 Texas (2/23/89)

Neutral: #6 SFA (3/22/90) (@Stanford)

1994-95

	SEC ONLY			OVERALL		
	W	L	PCT	W	L	PCT
Tennessee	11	0	1.000	34	3	.919
Georgia	8	3	.727	28	5	.848
Vanderbilt	8	3	.727	25	8	.800
Arkansas	7	4	.636	23	7	.767
Florida	7	4	.636	24	9	.727
Alabama	7	4	.636	22	9	.710
Ole Miss	6	5	.545	21	8	.724
Auburn	5	6	.455	17	10	.630
Kentucky	4	7	.364	14	14	.500
S. Carolina	1	10	.091	12	16	.429
Miss. State	1	10	.091	9	18	.333
LSU	1	10	.091	7	20	.259

1993-94

	SEC ONLY			OVERALL		
	W	L	PCT	W	L	PCT
Tennessee	11	0	1.000	31	2	.939
Vanderbilt	9	2	.818	25	8	.758
Florida	8	3	.727	22	7	.759
Alabama	7	4	.636	26	7	.788
Ole Miss	7	4	.636	24	9	.727
Auburn	6	5	.545	20	10	.667
Georgia	5	6	.455	17	11	.607
Kentucky	5	6	.455	17	11	.607
Arkansas	3	8	.273	15	14	.517
S. Carolina	2	9	.182	14	13	.519
LSU	2	9	.182	11	16	.519
Miss. State	1	10	.090	8	18	.307

1992-93

	SEC ONLY			OVERALL		
	W	L	PCT	W	L	PCT
Tennessee	11	0	1.000	29	3	.906
Auburn	9	2	.818	25	4	.862
Vanderbilt	9	2	.818	30	3	.909
Florida	6	5	.545	19	10	.655
Alabama	6	5	.545	22	9	.710
Kentucky	5	6	.455	18	10	.643
S. Carolina	5	6	.455	17	10	.630
Arkansas	4	7	.364	13	14	.481
Georgia	4	7	.364	21	13	.618
Ole Miss	4	7	.364	19	10	.621
Miss. State	3	8	.273	14	13	.519
LSU	0	11	.000	9	18	.333

1991-92

	SEC ONLY			OVERALL		
	W	L	PCT	W	L	PCT
Ole Miss	11	0	1.000	29	3	.906
Tennessee	10	1	.909	28	3	.903
Alabama	7	4	.636	23	7	.767
Vanderbilt	6	5	.545	22	9	.710
Georgia	6	5	.545	19	11	.633
Kentucky	5	6	.455	16	14	.533
Auburn	4	7	.364	17	12	.586
Miss. State	4	7	.364	15	13	.536
Florida	4	7	.364	15	13	.536
LSU	4	7	.364	16	13	.552
Arkansas	3	8	.273	11	14	.440
S. Carolina	2	9	.222	13	15	.464

ALL-TIME SWC STANDINGS

1990-91

	SWC ONLY			OVERALL		
	W	L	PCT	W	L	PCT
Arkansas	15	1	.938	28	4	.875
Texas	14	2	.875	21	9	.700
T. Tech	12	4	.750	23	8	.742
Houston	10	6	.625	20	12	.625
A&M	8	8	.500	14	14	.500
SMU	4	12	.250	9	19	.321
Rice	4	12	.250	10	18	.357
Baylor	3	13	.188	9	17	.346
TCU	2	14	.125	5	22	.185

1988-89

	SWC ONLY			OVERALL		
	W	L	PCT	W	L	PCT
Texas	16	0	1.000	28	5	.875
Arkansas	13	3	.813	22	8	.733
Houston	9	7	.563	16	12	.571
T. Tech	9	7	.563	16	13	.552
A&M	8	8	.500	17	12	.586
SMU	7	9	.438	11	14	.444
Rice	5	11	.313	14	14	.500
TCU	4	12	.250	9	16	.360
Baylor	1	15	.063	3	23	.115

1986-87

	SWC ONLY			OVERALL		
	W	L	PCT	W	L	PCT
Texas	16	0	1.000	31	2	.939
Arkansas	12	4	.750	20	12	.625
Houston	10	6	.625	19	10	.655
T. Tech	10	6	.625	18	11	.621
Rice	7	9	.438	15	13	.536
Baylor	5	11	.313	8	20	.286
A&M	5	11	.313	9	17	.346
SMU	4	12	.250	8	19	.297
TCU	3	13	.188	8	19	.297

Houston	11	5	.688	22	8	.733
A&M	7	9	.438	14	14	.500
Baylor	7	9	.438	12	14	.462
SMU	4	12	.250	9	19	.321
TCU	2	14	.125	6	22	.222
Rice	2	14	.125	5	21	.192

1983-84

	SWC ONLY			OVERALL		
	W	L	PCT	W	L	PCT
Texas	16	0	1.000	32	3	.914
T. Tech	13	3	.813	23	7	.767
Arkansas	11	5	.688	20	9	.690
Houston	9	7	.563	16	12	.571
Baylor	9	7	.563	15	12	.556
A&M	6	10	.375	13	15	.464
SMU	4	12	.250	11	15	.423
Rice	3	13	.188	9	17	.346
TCU	1	15	.063	6	22	.214

1989-90

	SWC ONLY			OVERALL		
	W	L	PCT	W	L	PCT
Arkansas	15	1	.938	25	5	.833
Texas	15	1	.938	27	5	.844
T. Tech	11	5	.688	20	11	.645
Houston	9	7	.563	17	12	.586
A&M	8	8	.500	16	12	.571
TCU	8	8	.500	11	16	.407
Rice	3	13	.188	6	21	.222
SMU	2	14	.125	4	22	.154
Baylor	1	15	.063	4	23	.148

1987-88

	SWC ONLY			OVERALL		
	W	L	PCT	W	L	PCT
Texas	16	0	1.000	32	3	.914
Houston	12	4	.750	22	7	.759
T. Tech	9	7	.563	17	13	.567
Arkansas	8	8	.500	13	15	.481
A&M	8	8	.500	15	13	.536
SMU	6	10	.375	12	16	.429
Rice	5	11	.313	11	14	.440
TCU	5	11	.313	12	15	.444
Baylor	3	13	.188	10	20	.333

1985-86

	SWC ONLY			OVERALL		
	W	L	PCT	W	L	PCT
Texas	16	0	1.000	34	0	1.000
Arkansas	13	3	.813	22	8	.733
T. Tech	13	3	.813	21	9	.700
Houston	9	7	.563	19	10	.655
A&M	9	7	.563	16	13	.552
SMU	5	11	.267	11	20	.355
Baylor	4	12	.250	6	21	.222
Rice	2	14	.125	7	19	.269
TCU	1	15	.063	5	22	.185

1982-83

	SWC ONLY			OVERALL		
	W	L	PCT	W	L	PCT
Texas	8	0	1.000	30	3	.909
Arkansas	6	2	.750	21	8	.724
T. Tech	6	2	.750	22	9	.710
Houston	5	3	.625	17	11	.607
Baylor	4	4	.500	16	14	.533
SMU	4	4	.500	14	14	.500
A&M	2	6	.250	11	16	.407
Rice	1	7	.125	8	18	.308
TCU	0	8	.000	5	23	.179

1984-85

	SWC ONLY			OVERALL		
	W	L	PCT	W	L	PCT
Texas	16	0	1.000	28	3	.903
T. Tech	12	4	.750	24	8	.750
Arkansas	11	5	.688	20	8	.667

ONE OF A KIND

These are the only Southwest Conference women's basketball trophies located outside the state of Texas. Arkansas was the first team to defeat the University of Texas in SWC play, capturing a share of the 1990 regular season title. Arkansas took the 1991 title outright, then defeated Texas Tech for the 1991 SWC Classic title to become the first non-Texas team to win the league's postseason tournament. Arkansas departed the SWC the next season, and the fact that the Razorbacks were the team to end the Longhorn dynasty is sometimes overlooked in women's basketball history.



BACK IN THE DAY - SWC SCHEDULING

The Southwest Conference started championships for women during the 1981-82 academic year. As was the custom of many conferences, there was no regular season play in 1982, and only a conference championship tournament. Not all of the SWC members participated in the event hosted by Texas A&M, and it took place midseason rather than at the end of the year.

In 1982-83, the league played single round robin and hosted its first true post-season tournament at Austin. The following year the regular season format of double-round robin was established. The 16-game schedule remained unchanged for the rest of SWC history, and featured a looping schedule that reversed the order of play during the year. The primary game days followed the men's schedule -- Thursdays and Saturdays -- and several institutions played double-headers.

The top teams in the league both in attendance and performance, Arkansas and Texas, did not play double-headers.

ARKANSAS' SWC CLASSIC RESULTS

1991	Champion (d. Baylor, 90-74; d. Houston, 83-77; d. Texas Tech, 60-51)
1990	First Round (l. Texas Tech, 69-60)
1989	Finalist (d. Texas Tech, 79-72; l. #6 UT, 101-99)
1988	First Round (l. TAMU, 59-58)
1987	Finalist (d. Houston, 96-82; l. #1 UT, 72-70)
1986	Semifinalist (d. SMU, 82-75; l. Texas Tech, 58-48)
1985	Semifinalist (d. Baylor, 78-69; l. #1 UT, 104-62)
1984	Semifinalist (d. TAMU, 75-66; l. Texas Tech, 56-43)
1983	Semifinalist (d. Baylor, 65-62; l. #3 UT, 80-54)
1982	Finalist (d. Texas Tech, 70-55; d. Baylor, 71-66; l. #10 UT 68-53)
1981	Consolation Title (in-season tournament)

SWC CLASSIC SEEDING

1991	1st	1987	2nd	1983	2nd
1990	2nd	1986	3rd	1982	n/a
1989	2nd	1985	4th		
1988	4th	1984	4th		

VERSUS OPPONENTS

OPPONENT	W	L	PCT	PF	PA	FIRST GAME	SCORE	LAST GM	SCORE
Akron	1	0	1.000	70	62	87-88	70-62		
Alabama	17	13	.567	2107	2135	79-80	68-54	11-12	70-52
Alabama State	2	0	1.000	158	80	91-92	84-31	04-05	74-49
Alabama-Birmingham	0	1	.000	48	82	80-81	48-82		
Alaska-Anchorage	1	0	1.000	85	52	81-82	85-52		
Alcorn State	3	0	1.000	249	187	95-96	72-53	09-10	87-78
Arizona	0	1	1.000	77	80	95-96	77-80		
Arizona State	1	0	1.000	85	63	89-90	85-63		
Arkansas College	1	0	1.000	57	39	81-82	57-39		
Arkansas.-Little Rock	1	0	1.000	74	54	77-78	74-54		
Arkansas State	5	3	.675	511	476	77-78	59-67	04-05	84-98
Arkansas St.-Beebe	1	0	1.000	62	58	77-78	62-58		
Arkansas Tech	2	6	.250	444	462	76-77	53-49	80-81	64-70
Auburn	12	18	.400	1845	1935	84-85	65-70	11-12	51-48
Austin Peay	2	0	1.000	119	94	06-07	58-46	07-08	61-48
Bartlesville Wesleyan	2	0	1.000	176	48	76-77	68-19	76-77	108-29
Baylor	21	6	.778	2103	1733	77-78	62-71	00-01	68-59
Boise State	2	0	1.000	165	119	93-94	92-75	96-97	73-44
Boston College	3	0	1.000	260	202	90-91	105-74	01-02	76-60
Brigham Young	2	0	1.000	178	130	00-01	93-73	01-02	85-57
Brown	1	0	1.000	76	58	94-95	76-58		
Butler	2	0	1.000	149	132	92-93	80-66	93-94	69-66
California	2	1	.667	258	212	81-82	62-66	86-87	112-80
California-Los Angeles	1	0	1.000	90	80	89-90	90-80		
Cal Poly-Pomona	1	0	1.000	58	48	83-84	58-48		
Cal St-Long Beach	0	1	.000	58	76	86-87	58-76		
Carl Albert	1	0	1.000	50	41	76-77	50-41		
Centenary	3	0	1.000	281	154	81-82	78-55	04-05	86-52
Central Arkansas	1	0	1.000	65	59	77-78	65-59		
Central Florida	1	0	1.000	101	74	85-86	101-74		
Cincinnati	3	0	1.000	231	183	02-03	71-57	06-07	94-82
Clemson	3	0	1.000	232	200	01-02	78-68	07-08	79-63
Colorado	1	2	.333	194	218	91-92	56-51	95-96	71-73
Coppin State	2	0	1.000	121	83	05-06	49-33	09-10	72-51
Connecticut	0	1	.000	64	100	98-99	64-100		
Cottey College	2	0	1.000	170	73	76-77	73-44	77-78	97-29
Creighton	1	0	1.000	84	56	84-85	84-56		
Crowder College	1	0	1.000	63	51	79-80	63-51		
Dartmouth	1	0	1.000	66	57	08-09	66-57		
Davidson	1	0	1.000	68	55	10-11	68-55		
Dayton	5	0	1.000	371	299	93-94	76-59	11-12	72-55
Delaware	1	0	1.000	62	49	07-08	62-49		
Delta State	1	2	.333	201	236	80-81	53-84	82-83	84-77
Denver	1	0	1.000	84	58	06-07	84-58		
DePaul	1	2	.333	185	210	92-93	47-71	09-10	45-46
Detroit	1	0	1.000	112	58	89-90	112-68		
Drake	2	1	.667	221	219	80-81	60-87	98-99	80-56
Duke	1	2	.333	203	221	97-98	77-72	02-03	72-74 (OT)
East Tennessee State	1	0	1.000	95	78	09-10	95-78		
Eastern Oklahoma	0	2	.000	129	151	77-78	90-98	79-80	39-53
Evangel College	1	0	1.000	88	41	81-82	88-41		
Florida	8	20	.286	1890	1917	91-92	46-58	11-12	73-72 (2ot)
Florida A&M	2	0	1.000	151	135	95-96	80-73	10-11	71-62
Florida International	0	1	.000	54	58	05-06	54-58		
Florida State	1	0	1.000	55	52	11-12	55-52		
Furman	1	0	1.000	88	47	10-11	88-47		
George Washington	0	2	.000	126	157	98-99	56-74	99-00	71-83
Georgia	4	26	.133	1890	2200	80-81	49-61	11-12	57-67
Georgia Southern	2	0	1.000	181	122	97-98	104-71	07-08	77-51
Georgia State	1	0	1.000	70	62	82-83	70-62		

OPPONENT	W	L	PCT	PF	PA	FIRST GAME	SCORE	LAST GM	SCORE
Georgia Tech	2	0	1.000	149	124	99-00	78-67	04-05	71-59
Grambling State	6	0	1.000	483	353	81-82	83-60	11-12	69-49
Hampton	1	0	1.000	78	41	02-03	78-41		
Harvard	2	0	1.000	169	112	97-98	82-64	00-01	87-48
Hawai'i	3	2	.600	346	372	87-88	66-85	06-07	70-56
High Point	2	0	1.000	145	109	08-09	63-46	10-11	82-63
Houston	14	8	.636	1616	1575	78-79	40-69	91-92	61-78
Howard	1	0	1.000	98	69	00-01	98-69		
Idaho State	1	0	1.000	69	59	04-05	69-59		
Illinois	0	2	.000	145	188	95-96	64-88	96-97	81-100
Illinois State	0	1	.000	49	60	10-11	49-60		
Indiana	3	1	.750	253	244	81-82	60-63	04-05	53-50
Iona	1	0	1.000	66	60	09-10	66-60		
Iowa	2	0	1.000	155	122	97-98	83-57	99-00	72-65
Iowa State	1	1	.500	116	110	79-80	56-39	80-81	60-71
Jackson State	2	0	1.000	82	39	92-93	82-39	07-08	72-49
John Brown	6	0	1.000	441	342	76-77	92-87	78-79	73-48
Kansas	2	3	.400	329	322	83-84	72-53	08-09	59-75
Kansas State	2	3	.400	331	344	81-82	68-53	09-10	60-58
Kent State	1	1	.500	170	158	91-92	89-72	93-94	81-86
Kentucky	13	16	.448	1902	1963	82-83	43-77	11-12	72-84
Lamar	2	3	.400	335	326	77-78	50-55	10-11	91-65
Lipscomb	2	0	1.000	164	99	06-07	77-39	07-08	87-60
La.-Lafayette	3	0	1.000	247	184	81-82	90-59	04-05	82-68
La.-Monroe (NLU)	9	0	1.000	707	416	80-81	77-68	08-09	77-38
Louisiana Tech	0	3	.000	114	231	78-79	28-82	83-84	52-75
LSU	12	28	.300	2481	2891	91-92	74-66	11-12	40-41
Louisville	2	0	1.000	139	118	97-98	69-57	98-99	70-61
Loyola (Chi)	1	0	1.000	75	70	92-93	75-70		
Loyola Marymount	1	2	.333	203	176	87-88	58-60	03-04	58-64
McNeese State	3	1	.750	305	264	80-81	77-62	03-04	72-52
Marquette	1	0	1.000	71	69	07-08	71-69		
Maryland	1	1	.500	163	178	88-89	84-110	90-91	79-68
Memphis	9	3	.750	928	790	78-79	93-84	08-09	76-69
Memphis State	2	5	.286	456	504	78-79	66-86	92-93	82-60
Miami (FLA)	1	0	1.000	79	58	84-85	79-58		
Michigan	1	0	1.000	78	67	00-01	78-67		
Middle Tennessee State	3	0	1.000	209	175	82-83	73-72	11-12	59-53
Minnesota	1	1	.500	136	128	83-84	76-60	11-12	60-68
Mississippi (Ole Miss)	11	23	.324	2260	2415	85-86	61-76	11-12	67-47
Mississippi College	0	1	.000	47	86	78-79	47-86		
Mississippi State	18	12	.600	2030	1894	91-92	66-76	11-12	67-53
Mississippi Valley State	8	0	1.000	647	463	86-87	95-82	11-12	59-40
Missouri	5	4	.556	651	626	85-86	65-66	08-09	55-56
Missouri-KC (UMKC)	6	0	1.000	445	349	84-85	79-47	05-06	84-46
Missouri Southern	2	0	1.000	120	106	79-80	53-45	80-81	67-61
Montana	4	0	1.000	302	239	82-83	55-43	98-99	74-54
Montana State	1	1	.500	153	107	86-87	68-70	02-03	85-37
Morgan State	1	0	1.000	81	50	11-12	81-50		
Murray State	2	0	1.000	202	117	82-83	100-69	90-91	102-48
Nev.-Las Vegas (UNLV)	2	1	.667	211	186	83-84	62-68	04-05	61-48
New Hampshire	1	0	1.000	75	41	94-95	75-41		
New Mexico	1	1	.500	135	121	80-81	69-50	99-00	66-71
New Orleans	7	0	1.000	488	393	79-80	71-47	07-08	65-44
Nicholls State	1	0	1.000	75	40	05-06	75-40		
North Arkansas CC	0	2	.000	132	137	76-77	67-70	76-77	65-67
North Carolina	0	1	.000	69	94	06-07	69-94		
North Carolina St.	0	1	.000	46	48	00-01	46-48		
North Dakota	1	0	1.000	85	73	08-09	85-73		

VERSUS OPPONENTS

OPPONENT	W	L	PCT	PF	PA	FIRST GAME	SCORE	LAST GM	SCORE
UNC-Wilmington	1	0	1.000	88	77	99-00	88-77		
North Texas	2	1	.667	254	186	79-80	50-59	99-00	102-69
Northern Iowa	0	1	.000	63	68	01-02	63-66		
NE Oklahoma St.	4	4	.500	481	488	76-77	62-61	79-80	57-42
Northwestern (Ill.)	2	1	.667	220	179	90-91	105-68	09-10	55-67
Northwestern State	9	3	.750	884	809	80-81	62-73	07-08	59-43
Old Dominion	1	0	1.000	54	49	02-03	54-49		
Ohio State	1	0	1.000	86	80	95-96	86-80		
Oklahoma	7	9	.438	1056	1310	77-78	51-80	10-11	67-57
Oklahoma City	3	1	.750	286	232	80-81	74-54	82-83	86-57
Oklahoma State	11	10	.524	1416	1364	77-78	53-56	08-09	61-60 (OT)
Oral Roberts	16	8	.667	1796	1496	76-77	37-69	11-12	65-37
Oregon	2	1	.667	189	186	83-84	65-54	05-06	59-70
Oregon State	1	1	.500	114	119	03-04	58-50	08-09	56-69
Pacific	2	0	1.000	171	120	96-97	93-59	08-09	78-61
Penn State	1	0	1.000	82	78	98-99	82-78		
Phillips	1	1	.500	162	143	79-80	73-77	80-81	89-66
Pittsburgh	1	0	1.000	76	75	94-95	76-75		
Pittsburg State	3	0	1.000	185	161	77-78	67-52	79-80	60-59
Portland State	1	1	.500	162	129	05-06	65-67	06-07	97-62
Prairie View	1	0	1.000	48	45	78-79	48-45		
Princeton	2	0	1.000	170	96	95-96	83-51	99-00	87-45
Providence	3	0	1.000	304	232	86-87	101-91	98-99	110-59
Purdue	0	2	.000	114	146	88-89	63-91	04-05	51-55
Rice	23	1	.958	1791	1396	79-80	53-35	03-04	65-46
Rutgers	0	2	.000	123	161	85-86	63-72	90-91	60-89
St. Bonaventure	1	0	1.000	97	67	98-99	97-67		
St. Louis	3	0	1.000	208	161	96-97	69-43	07-08	74-59
St. Joseph fs (PA)	0	1	.000	72	78	94-95	72-78		
St. Mary fs (CA)	1	0	1.000	66	48	94-95	66-48		
Sam Houston St.	4	0	1.000	355	254	94-95	84-63	09-10	106-78
San Francisco	2	0	1.000	129	102	93-94	62-44	94-95	67-58
Seton Hall	1	0	1.000	69	60	85-86	69-60		
School of the Ozarks	1	0	1.000	85	58	84-85	85-58		
South Alabama	2	0	1.000	173	93	81-82	78-55	98-99	95-38
South Carolina	17	9	.654	1686	1636	91-92	58-51	11-12	47-53
South Carolina St.	1	0	1.000	73	59	92-93	73-59		
South Florida	1	0	1.000	65	61	11-12	65-61 (ot)		
Southeastern Louisiana	1	0	1.000	97	40	00-01	97-40		
Southeast Oklahoma	2	0	1.000	135	110	81-82	64-58	82-83	71-52



Ashley Daniels



Lyndsay Harris

Southern (BR)	2	1	.667	240	178	78-79	52-63	86-87	103-51
Southern Illinois	0	1	.000	61	68	80-81	61-68		
S. Illinois-Edwardsville	2	0	1.000	153	98	10-11	78-61	11-12	75-37
Southern Methodist	22	5	.815	2108	1793	80-81	58-69	09-10	71-76
Southern Utah	2	0	1.000	198	112	90-91	104-51	96-97	94-61
SW Missouri (Mo. St.)	19	6	.760	1704	1466	76-77	56-46	10-11	65-64
Stanford	1	1	.500	163	185	89-90	87-114	98-99	76-71
Stephen F. Austin	8	3	.727	817	754	87-88	59-93	11-12	61-46
Stetson	1	0	1.000	85	44	08-09	85-44		
Tennessee	2	23	.080	1530	2055	91-92	59-105	11-12	72-71 (OT)
Tennessee-Martin	1	0	1.000	66	46	81-82	66-46		
Tennessee Tech	0	1	.000	75	96	80-81	75-96		
Tennessee State	2	0	1.000	185	92	88-89	114-42	10-11	71-50
Texas	3	21	.125	1566	1979	80-81	61-110	02-03	50-67
Texas A&I	1	0	1.000	71	54	79-80	71-54		
Texas A&M	20	3	.870	1716	1498	80-81	80-62	11-12	59-61
Texas-Arlington	5	0	1.000	343	235	92-93	70-43	11-12	57-34
Texas Christian	20	3	.870	1911	1409	82-83	105-44	03-04	62-67 (OT)
Texas-El Paso	2	0	1.000	146	117	89-90	87-61	10-11	59-56
Texas-Pan American	3	0	1.000	225	157	93-94	94-59	10-11	57-54
Texas-San Antonio	3	1	.750	311	280	87-88	84-73	09-10	55-71
Texas Southern	4	1	.780	386	252	79-80	47-70	11-12	86-41
Texas Tech	17	9	.654	1712	1687	79-80	46-74	08-09	60-75
Texas Woman fs	0	1	.000	58	67	79-80	58-67		
Tulane	3	0	1.000	220	203	79-80	66-65	94-95	83-79
Tulsa	16	2	.889	1279	1006	76-77	47-55	07-08	69-52
Utah	2	1	.667	186	183	97-98	64-73	11-12	57-56
Valparaiso	1	0	1.000	77	69	97-98	77-69 (OT)		
Vanderbilt	6	20	.231	1654	1757	91-92	75-79	11-12	69-47
Virginia Commonwealth	1	0	1.000	68	58	09-10	68-58		
Washington	1	1	.500	125	124	81-82	75-70	94-95	50-54
Washington State	2	0	1.000	152	110	90-91	68-48	92-93	84-62
Wayland Baptist	0	1	.000	57	61	81-82	57-61		
West Virginia	0	1	.000	60	81	91-92	60-81		
Western Illinois	2	0	1.000	170	102	96-97	100-49	08-09	70-53
Western Kentucky	4	2	.667	431	-----	86-87	76-86	09-10	69-51
Western Michigan	1	0	1.000	73	69	01-02	73-69 (OT)		
Wichita State	7	1	.875	594	520	80-81	47-68	06-07	80-70
Wisconsin	1	0	1.000	67	64	98-99	67-64		
Wofford	1	0	1.000	76	39	96-97	76-39		

TEAM BY TEAM RESULTS

		1		0		AUBURN		12		18		Butler		2		0	
11/27/1987	AR	70	Akron	62	Lawrence, Kan.	11/24/1984	AR	65	AU	70	Sanford, Fla.	12/5/1992	AR	80	Butler	66	Fayetteville
						12/14/1989	AR	69	#7AU	84	Fayetteville	1/10/1994	AR	69	Butler	66	Indianapolis
Alabama-Birmingham		0		1		1/11/1992	AR	67	#17 AU	56	Fayetteville						
1/16/1981	AR	48	UAB	82	Birmingham	1/9/1993	AR	49	#21 AU	68	Auburn	Cal Poly-Pomona		1		0	
						1/22/1994	AR	57	#23 AU	66	Fayetteville	1/5/1984	AR	58	CP-Pomona	48	Las Vegas, Nev.
ALABAMA		16		14		1/22/1995	AR	80	AU	73	Auburn						
1/26/1980	AR	68	AL	54	Fayetteville	2/20/1996	AR	73	#17 AU	72 (OT)	Fayetteville	California		2		1	
1/17/1981	AR	65	AL	70	Tuscaloosa	2/9/1997	AR	77	AU	85	Auburn	3/21/1982	AR	62	California	66	Berkeley (AIAW)
2/22/1992	AR	76	AL	80	Fayetteville	2/8/1998	AR	71	AU	63	Fayetteville	12/5/1982	AR	84	California	66	Berkeley, Calif.
2/20/1993	AR	56	AL	66	Tuscaloosa	2/26/1998	AR	59	AU	43	Columbus, Ga.	3/21/1987	AR	112	California	80	Amarillo (NWIT)
2/2/1994	AR	82	#15 AL	75	Fayetteville	2/7/1999	AR	46	#19 AU	66	Auburn						
12/6/1994	AR	79	#6 AL	93	Tuscaloosa	2/17/2000	AR	56	#13 AU	73	Auburn	Carl Albert CC		1		0	
3/4/1995	#16 AR	72	#16 AL	86	Chattanooga	2/24/2000	AR	58	#13 AU	71	Fayetteville	2/2/1977	AR	50	Carl Albert	41	Fayetteville
1/4/1996	#18 AR	85	#19 AL	92 (OT)	Fayetteville	1/28/2001	AR	77	AU	68	Fayetteville						
2/6/1997	#17 AR	61	#7 AL	102	Tuscaloosa	2/22/2001	AR	60	AU	68	Auburn	Centenary		3		0	
3/1/1997	AR	63	#7 AL	85	Chattanooga	2/17/2002	AR	88	AU	65	Fayetteville	12/3/1981	AR	78	Centenary	55	Camden, Ark.
1/11/1998	AR	102	AL	90 (OT)	Fayetteville	1/26/2003	AR	36	AU	64	Auburn	12/12/1981	AR	67	Centenary	47	Fayetteville
2/18/1999	AR	77	#25 AL	73	Tuscaloosa	1/25/2004	AR	44	#22 AU	71	Fayetteville	11/21/2004	AR	86	Centenary	52	Fayetteville
2/3/2000	AR	66	AL	62	Fayetteville	2/3/2005	AR	51	AU	62	Auburn						
2/1/2001	AR	69	AL	74	Tuscaloosa	1/12/2006	AR	64	AU	60	Fayetteville	Central AR		1		0	
1/10/2002	AR	70	AL	84	Fayetteville	1/14/2007	AR	65	AU	62	Auburn	2/24/1978	AR	65	Cent. Ark.	59	Conway
2/3/2002	AR	72	AL	70	Tuscaloosa	2/10/2008	AR	68	AU	73	Fayetteville						
2/2/2003	#12 AR	59	AL	58	Tuscaloosa	3/2/2008	AR	57	AU	74	Auburn	Central Florida		1		0	
3/2/2003	#21 AR	68	AL	53	Fayetteville	3/6/2008	AR	51	AU	73	Nashville	12/13/1985	AR	101	Central Fla.	74	Oxford, Miss.
3/6/2003	#23 AR	53	AL	48	N. Little Rock	1/18/2009	AR	61	#6 AU	70	Fayetteville						
2/15/2004	AR	65	AL	68	Tuscaloosa	3/1/2009	AR	57	#3 AU	94	Auburn	Cincinnati		3		0	
2/10/2005	AR	83	AL	68	Fayetteville	2/11/2010	AR	73	AU	58	Auburn	3/23/2003	#24 AR	71	Cincinnati	57	Cincinnati (NCAA)
1/15/2006	AR	73	AL	75	Tuscaloosa	2/13/2011	AR	59	AU	64	Fayetteville	1/2/2005	AR	66	Cincinnati	54	Cincinnati
1/18/2007	AR	71	AL	63	Fayetteville	1/15/2012	AR	59	AU	39	Fayetteville	12/28/2006	#23 AR	94	Cincinnati	82	Fayetteville
1/17/2008	AR	63	AL	49	Tuscaloosa	2/12/2012	AR	51	AU	48	Auburn						
2/22/2009	AR	74	AL	69	Fayetteville	In Fayetteville: 7-7						Clemson		3		0	
1/24/2010	AR	66	AL	62 (OT)	Tuscaloosa	In Auburn: 4-9						3/15/2002	AR	78	Clemson	68	Manhattan, Kan.
2/21/2010	AR	58	AL	69	Fayetteville	Neutral: 1-2											(NCAA)
1/16/2011	#20 AR	57	AL	54	Tuscaloosa							11/10/2006	AR	75	Clemson	69	Clemson
2/27/2011	AR	79	AL	92	Fayetteville	Austin Peay	2	0				12/2/2007	AR	79	Clemson	63	Fayetteville
2/2/2012	AR (rv)	70	AL	52	Fayetteville	11/18/2006	AR	58	Austin Peay	46	Clarksville						
In Fayetteville: 9-5						11/17/2007	AR	61	Austin Peay	48	Fayetteville	Colorado		1		2	
In Tuscaloosa: 6-7												1/9/1992	AR	56	Colorado	51	Fayetteville
Neutral: 1-2												12/8/1992	AR	67	#19 Colorado	94	Boulder
												11/21/1995	#9 AR	71	#11 Colorado	73	Fayetteville
Alabama State		2		0		12/4/1976	AR	68	BW	19	Bartlesville	Connecticut		0		1	
11/29/1991	AR	84	Ala. State	31	Fayetteville	2/19/1977	AR	108	BW	29	Fayetteville	11/14/1998	#18 AR	64	#3 Connecticut	100	Fayetteville
11/19/2004	AR	74	Ala. State	49	Fayetteville												
						Baylor	21	6									
Alaska		1		0		2/10/1978	AR	62	Baylor	71	Houston, Texas						
2/27/1982	AR	85	Alaska	52	Anchorage, Ala.	2/10/1981	AR	62	Baylor	73	Fayetteville	Coppin State		2		0	
						1/28/1982	AR	71	Baylor	66	College Station	12/29/2005	AR	49	Coppin St.	33	Miami, Fla.
Alcorn State		3		0		2/14/1983	AR	65	Baylor	72	Waco	12/8/2009	AR	72	Coppin St.	51	Fayetteville
12/29/1995	AR	72	Alcorn St.	53	Waco, Texas	3/12/1983	AR	65	Baylor	62	Austin, Texas						
12/31/1996	AR	90	Alcorn St.	56	Fayetteville	1/23/1984	AR	59	Baylor	61	Fayetteville	Cottey College		2		0	
11/15/2009	AR	87	Alcorn St.	78	Hot Springs, Ark.	2/4/1984	AR	71	Baylor	57	Waco	1/28/1977	AR	73	Cottey Coll.	44	Nevada, Mo.
						1/30/1985	AR	80	Baylor	76	Fayetteville	2/2/1978	AR	97	Cottey Coll.	29	Fayetteville
						3/2/1985	AR	88	Baylor	67	Fayetteville						
Arizona		0		1		3/4/1985	AR	78	Baylor	69	Fayetteville	Creighton		1		0	
3/22/1996	AR	77	Arizona	80	Amarillo (NWIT)	1/25/1986	AR	86	Baylor	55	Fayetteville	2/25/1985	AR	84	Creighton	56	Fayetteville
						2/26/1986	AR	86	Baylor	63	Waco						
Arizona St.		1		0		1/22/1987	AR	65	Baylor	71	Waco						
12/2/1989	AR	85	Arizona St.	63	Phoenix, Ariz.	2/21/1987	AR	77	Baylor	51	Fayetteville	Crowder College		1		0	
						1/19/1988	AR	80	Baylor	68	Waco	11/28/1979	AR	63	Crowder Col.	51	Crowder, Okla.
Arkansas State-Beebe		1		0		2/20/1988	AR	71	Baylor	56	Fayetteville						
11/18/1977	AR	62	ASU-Beebe	58	West Fork, Ark.	1/21/1989	AR	95	Baylor	87	Waco	CS-Long Beach		0		1	
						2/21/1989	AR	98	Baylor	50	Fayetteville	12/12/1986	AR	58	#7 CSLB	76	Long Beach
Arkansas College		1		0		1/9/1990	AR	81	Baylor	43	Fayetteville						
12/19/1981	AR	57	Ark. College	39	Wynnee, Ark.	2/10/1990	AR	98	Baylor	61	Waco	Dartmouth		1		0	
						1/26/1991	AR	77	Baylor	78	Waco	12/18/2008	AR	66	Dartmouth	57	Fayetteville
Arkansas-Little Rock		1		0		2/27/1991	AR	90	Baylor	74	Fayetteville						
12/9/1977	AR	74	UALR	54	Little Rock	3/6/1991	AR	108	Baylor	63	Dallas, Texas	Davidson		1		0	
						12/30/1995	AR	67	Baylor	47	Waco	11/14/10	AR	68	Davidson	55	Fayetteville
Arkansas State		5		3		11/24/1998	AR	75	Baylor	64	Fayetteville						
12/10/1977	AR	59	Ark. State	67	Jonesboro	12/3/1999	AR	80	Baylor	69	Waco	Dayton		5		0	
2/28/1978	AR	70	Ark. State	67	Fayetteville	3/17/2001	AR	68	#24 Baylor	59	Durham, N.C.	1/12/1994	AR	76	Dayton	59	Dayton
1/25/1979	AR	47	Ark. State	55	Jonesboro							1/2/1996	AR	70	Dayton	53	Fayetteville
2/28/1979	AR	52	Ark. State	37	Fayetteville	Boise State	2	0				12/7/2000	AR	80	Dayton	77	Dayton
3/1/1980	AR	62	Ark. State	55	Jonesboro	12/3/1993	AR	92	Boise State	75	Honolulu, Hawaii	12/21/2001	AR	73	Dayton	55	Fayetteville
12/13/1980	AR	57	Ark. State	50	Fayetteville	12/7/1996	AR	73	Boise State	44	Kona, Hawaii	3/17/2012	AR	72	Dayton	55	College Station (NCAA)
1/3/1983	AR	80	Ark. State	47	Jonesboro												
3/21/2005	AR	84	Ark. State	98	Jonesboro (WNIT)	Boston College	3	0									
						11/23/1990	AR	105	#24 Boston Coll.	74	Fayetteville	Delaware		1		0	
AR Tech		2		6		11/30/1999	AR	79	Boston Coll.	68	Boston	12/29/2007	AR	62	Delaware	49	Hanover, NH
2/7/1977	AR	53	Ark. Tech	49	Fayetteville	11/20/2001	AR	76	Boston Coll.	60	Fayetteville						
2/10/1977	AR	51	Ark. Tech	54	Russelleville												
1/31/1978	AR	65	Ark. Tech	74	Russelleville	Brigham Young	2	0				Delta State		1		2	
2/21/1978	AR	61	Ark. Tech	51	Fayetteville	12/4/2000	AR	93	BY								

TEAM BY TEAM RESULTS

[illegible]

TEAM BY TEAM RESULTS

1/11/2009	AR	63	KY	72	Lexington	1/8/2009	AR	42	LSU	62	Fayetteville	2/26/2006	AR	78	MS	85	Oxford
1/21/2010	AR	52	#25 KY	69	Lexington	2/5/2009	AR	53	LSU	68	Baton Rouge	3/2/2006	AR	64	MS	94	N. Little Rock
2/7/2010	AR	57	#18 KY	71	Fayetteville	1/7/2010	AR	38	#11 LSU	65	Fayetteville	2/4/2007	#20 AR	87	MS	90 (20T)	Fayetteville
1/6/2011	#25 AR	78	#10 KY	67	Fayetteville	2/25/2010	AR	53	#20 LSU	70	Baton Rouge	1/13/2008	AR	55	MS	63	Oxford
1/24/2011	AR	54	#20 KY	55	Lexington	1/27/2011	AR	53	LSU	45	Baton Rouge	2/15/2009	AR	70	MS	59	Fayetteville
1/5/2012	AR	72	#6/7 KY	84	Lexington	2/20/2011	AR	42	LSU	40	Fayetteville	3/5/2009	AR	60	MS	65	N. Little Rock
In Fayetteville: 9-3						1/22/2012	AR	72	LSU	52	Baton Rouge	1/10/2010	AR	71	MS	86	Oxford
In Lexington: 3-11						2/16/2012	AR	42	LSU	50	Fayetteville	2/18/2010	AR	67	MS	59	Fayetteville
Neutral: 1-2						3/2/2012	AR	40	LSU	41	Nashville (SEC)	1/23/2011	#23 AR	65	MS	69	Fayetteville
						In Fayetteville: 7-12						2/17/2011	AR	56	MS	53	Oxford
						In Baton Rouge: 5-14						1/12/2012	AR	54	MS	60	Oxford
Louisiana Tech		0		3		Neutral: 0-3						3/1/2012	AR	67	MS	47	Nashville (SEC)
11/30/1978	AR	28	La. Tech	82	Ruston	Marquette		1		0		In Fayetteville: 7-5					
1/8/1983	AR	34	La. Tech	74	Ruston	12/30/2007	AR	71	Marquette	69	Hanover, NH	In Oxford: 1-14					
11/29/1983	AR	52	La. Tech	75	Fayetteville							Neutral: 1-5					
La-Lafayette		2		0		Maryland		1		1		Mississippi College		0		1	
1/6/2003	AR	75	La-Lafayette	57	Fayetteville	11/25/1988	AR	84	Maryland	110	Auburn, Ala.	12/1/1978	AR	47	Miss. College	86	Ruston, La.
12/16/2004	AR	82	La-Lafayette	68	NLR, Ark.	12/29/1990	AR	79	Maryland	68	Piscataway, NJ						
Louisiana-Monroe		5		0		McNeese State		3		1		MISSISSIPPI STATE		18		12	
Northeast Louisiana		4		0		2/14/1981	AR	77	McNeese St.	62	Fayetteville	2/15/1992	AR	66	MSU	76	Starkville
11/25/1980	AR	77	Northeast La.	68	Fayetteville	1/16/1982	AR	75	McNeese St.	96	Lake Charles	2/13/1993	AR	80	MSU	51	Fayetteville
12/5/1981	AR	70	Northeast La.	68	Monroe	12/20/1996	AR	81	McNeese St.	54	Fayetteville	2/26/1994	AR	67	MSU	61	Starkville
11/29/1994	AR	74	Northeast La.	59	Fayetteville	12/30/2003	AR	72	McNeese St.	52	Fayetteville	2/26/1995	AR	86	MSU	63	Fayetteville
11/29/1995	AR	77	Northeast La.	62	Monroe							1/6/1996	AR	67	MSU	77	Starkville
11/20/1999	AR	85	La.-Monroe	48	Fayetteville	Memphis		9		3		1/5/1997	AR	84	MSU	67	Fayetteville
1/24/2001	AR	86	La.-Monroe	70	Monroe	12/19/1997	AR	93	Memphis	84	Fayetteville	1/15/1998	AR	80	MSU	73	Starkville
11/17/2001	AR	99	La.-Monroe	47	Fayetteville	12/11/1998	AR	58	Memphis	70	Memphis	1/28/1998	AR	89	MSU	70	Fayetteville
11/13/2006	AR	62	La.-Monroe	54	Fayetteville	12/19/1999	AR	82	Memphis	88	NLR, Ark.	1/14/1999	AR	85	MSU	58	Fayetteville
11/15/2008	AR	77	La.-Monroe	38	Fayetteville	11/18/2000	AR	58	Memphis	66	Memphis	1/28/1999	AR	60	MSU	81	Starkville
Lamar		2		3		12/2/2001	AR	85	Memphis	48	Fayetteville	2/24/1999	AR	70	MSU	79	Chattanooga
2/10/1978	AR	50	Lamar	55	Houston, Texas	1/9/2003	AR	78	Memphis	64	Memphis	1/20/2000	AR	56	#22 MSU	69	Starkville
1/28/1983	AR	52	Lamar	60	Beaumont, Texas	12/2/2004	AR	79	Memphis	75	Fayetteville	1/18/2001	AR	72	#21 MSU	45	Fayetteville
1/29/1986	AR	67	Lamar	55	Beaumont, Texas	12/7/2004	AR	59	Memphis	53	Memphis	3/1/2001	AR	94	MSU	76	Memphis
3/21/1991	AR	75	Lamar	95	Austin (NCAA)	11/21/2005	AR	99	Memphis	53	Fayetteville	1/24/2002	AR	82	MSU (OT)	85	Starkville
3/17/2011	AR	91	Lamar	61	F'ville (WNIT)	12/18/2006	AR	70	Memphis	54	Memphis	2/20/2003	AR	59	#16 MSU	72	Fayetteville
Lipscomb		2		0		12/18/2007	AR	91	Memphis	66	Fayetteville	2/1/2004	AR	55	MSU	57	Starkville
11/17/2006	AR	77	Lipscomb	39	Nashville	12/3/2008	AR	76	Memphis	69	Memphis	3/4/2004	AR	74	MSU	79	Nashville
11/11/2007	AR	87	Lipscomb	60	Fayetteville	Memphis State		2		5		1/16/2005	AR	83	MSU	71	Fayetteville
Louisville		2		0		2/22/1979	AR	66	Memp. State	86	Memphis	3/3/2005	AR	80	MSU	73	Nashville
12/4/1997	AR	69	Louisville	57	Louisville	12/12/1980	AR	65	Memp. State	71	Fayetteville	1/5/2006	AR	66	MSU	45	Starkville
11/21/1998	AR	70	Louisville	61	Fayetteville	2/17/1981	AR	57	Memp. State	86	Memphis	1/22/2006	AR	60	MSU	58	Fayetteville
Loyola-Chicago		1		0		12/22/1985	AR	76	Memp. State	64	Fayetteville	1/7/2007	#20 AR	73	MSU	81	Starkville
12/19/1992	AR	75	Loyola-Chic.	70	Chicago	12/22/1986	AR	60	Memp. State	79	Memphis	2/1/2007	AR	75	MSU	80	Fayetteville
Loyola Marymount		1	2			1/5/1992	AR	50	Memp. State	58	Memphis	1/27/2008	AR	56	MSU	42	Fayetteville
12/5/1987	AR	58	ULM	60	Honolulu	2/2/1993	AR	82	Memp. State	60	Fayetteville	1/25/2009	AR	65	MSU	62	Starkville
12/30/2002	AR	87	ULM	52	Fayetteville							1/14/2010	AR	60	MSU	78	Fayetteville
11/29/2003	AR	58	ULM	64	Los Angeles	Miami (Florida)		1		0		1/9/2011	AR	61	MSU	56	Starkville
						11/23/1984	AR	79	Miami	58	Sanford, Fla.	1/26/2012	AR	51	MSU	35	Starkville
						Michigan		1		0		2/19/2012	AR	67	MSU	53	Fayetteville
						11/24/2000	AR	78	Michigan	67	Honolulu	In Fayetteville: 10-3					
												In Starkville: 6-7					
												Neutral: 2-2					
LSU		12		29		Mississippi Valley State				8						0	
2/11/1992	AR	74	LSU	66	Fayetteville	12/4/1986	AR	95	MVSU	82	Fayetteville						
2/10/1993	AR	69	LSU	66	Baton Rouge	11/30/1987	AR	76	MVSU	71	Fayetteville						
2/7/1994	AR	64	LSU	75	Fayetteville	12/10/1988	AR	107	MVSU	83	Fayetteville						
2/14/1995	#18 AR	82	LSU	72	Baton Rouge	11/24/1989	AR	93	MVSU	50	Fayetteville						
1/23/1996	#22 AR	73	LSU	72	Baton Rouge	2/13/2002	AR	83	MVSU	37	Fayetteville						
1/31/1996	#24 AR	74	LSU	65	Fayetteville	12/5/2008	AR	79	MVSU	46	Manhattan, Kan.						
3/23/1996	AR	63	LSU	91	Amarillo												
1/21/1997	#13 AR	72	LSU	79	Baton Rouge	11/17/2010	AR	55	MVSU	54	Fayetteville						
2/19/1997	#20 AR	66	#3 LSU	76	Fayetteville	12/28/2011	AR	59	MVSU	40	Fayetteville						
1/6/1998	AR	81	LSU	66	Fayetteville												
2/11/1998	AR	55	LSU	77	Baton Rouge	MISSISSIPPI		11		23							
1/6/1999	AR	51	LSU	85	Baton Rouge	12/14/1985	AR	61	#8 MS	76	Oxford						
2/11/1999	AR	86	#20 LSU	61	Fayetteville	12/9/1987	AR	72	#8 MS	88	Pine Bluff	3/12/1986	AR	65	Missouri	66	
1/13/2000	AR	69	#17 LSU	82	Fayetteville	12/7/1988	AR	63	#9 MS	75	Oxford	11/30/1986	AR	66	Missouri	69	Columbia
2/12/2000	AR	51	#7 LSU	68	Baton Rouge	12/15/1990	#13 AR	79	#8 MS	70	Fayetteville	12/30/1997	AR	80	Missouri	79	Bowling Green, Ky.
1/11/2001	AR	54	#9 LSU	61	Baton Rouge	1/4/1992	AR	65	MS	66	Oxford	12/19/1998	AR	80	Missouri	60	Fayetteville
2/11/2001	AR	58	#14 LSU	62	Fayetteville	1/2/1993	AR	73	MS	72	Fayetteville	11/22/1999	AR	83	Missouri	76	Columbia
1/20/2002	AR	55	LSU	65	Baton Rouge	1/16/1994	AR	54	MS	56	Oxford	3/18/2000	AR	89	Missouri (OT)	88	F'ville (WNIT)
2/10/2002	AR	80	LSU	71	Fayetteville	1/14/1995	AR	74	#17 MS	75	Fayetteville	11/20/2000	AR	67	Missouri	79	Columbia
1/19/2003	#10 AR	82	#2 LSU	72	Fayetteville	2/17/1996	AR	62	#21 MS	73	Oxford	11/28/2007	AR	66	Missouri	53	Columbia
2/27/2003	#21 AR	57	#4 LSU	70	Baton Rouge	3/1/1996	AR	73	#23 MS	76	Chattanooga	12/21/2008	AR	55	Missouri	56	Fayetteville
3/7/2003	#23 AR	72	#6 LSU	78	N. Little Rock	2/16/1997	#21 AR	71	MS	62	Fayetteville	In Fayetteville: 2-1					
1/22/2004	AR	65	#12 LSU	73	Fayetteville	2/14/1998	AR	50	MS	68	Oxford	In Columbia: 2-2					
2/12/2004	AR	65	#16 LSU	92	Baton Rouge	2/14/1999	AR	73	MS	80	Fayetteville	Neutral: 1-0					
1/20/2005	AR	45	#2 LSU	91	Baton Rouge	2/27/2000	AR	63	MS	78	Oxford						
2/24/2005	AR	64	#1 LSU	90	Fayetteville	2/24/2001	AR	82	MS	64	Fayetteville	Missouri Southern		2		0	
2/2/2006	AR	59	#3 LSU	93	Fayetteville	1/6/2002	AR	46	MS	81	Oxford	11/16/1979	AR	53	Missouri So.	45	Fayetteville
2/19/2006	AR	42	#2 LSU	64	Baton Rouge	2/28/2002	AR	78	MS	60	Nashville	11/18/1980	AR	67	Missouri So.	61	Joplin, Mo.
1/25/2007	AR	53	#8 LSU	70	Baton Rouge	2/9/2003	#14 AR	62	MS	60	Fayetteville						
2/15/2007	AR	65	#7 LSU	86	Fayetteville	1/11/2004	AR	67	MS	61	Fayetteville						
1/10/2008	AR	54	#11 LSU	76	Fayetteville	2/29/2004	AR	73	MS	84	Oxford						
2/28/2008	AR	46	#6 LSU	83	Baton Rouge	1/9/2005	AR	73	MS	85	Oxford						
						1/30/2005	AR	52	MS	75	Fayetteville						

TEAM BY TEAM RESULTS

Montana		4		0		3/12/1999	AR	78	NW St.	60	F'ville (WNIT)	11/25/2005	AR	59	Oregon	70	Eugene
12/3/1982	AR	55	Montana	43	Berkley, Calif.	12/6/2002	AR	79	NW St.	60	Houston, Texas						
3/19/1987	AR	92	Montana	74	Amarillo (WNIT)	12/18/2003	AR	78	NW St.	64	Hot Springs, Ark.	Oregon State		1		1	
11/29/1997	AR	81	Montana	68	Fayetteville	12/13/2007	AR	59	NW St.	63	Hot Springs, Ark.	11/28/2003	AR	58	Oregon State	50	Los Angeles
12/30/1998	AR	74	Montana	54	Missoula							11/28/2008	AR	56	Oregon State	69	Grand Bahama
						Ohio State		1		0							
						11/19/1995	AR	86	Ohio State	80	F'ville (WNIT)	Pacific		2		0	
Montana St.		1		1								12/8/1996	#21 AR	93	Pacific	59	Kona, Hi.
12/13/1986	AR	68	Montana St.	70	Long Beach, Calif.	Oklahoma		7		9		11/29/2008	AR	78	Pacific	61	Grand Bahama
1/5/2003	AR	85	Montana St.	37	Fayetteville	12/14/1977	AR	51	Oklahoma	80	Norman						
						2/20/1979	AR	53	Oklahoma	65	Fayetteville	Penn State		1		0	
Morgan State	1	0				2/16/1980	AR	50	Oklahoma	57	Norman	1/9/1999	AR	82	#17 Penn State	78	Grand Bahama
12/19/2011	AR	81	Morgan St.	50	Fayetteville	1/3/1981	AR	68	Oklahoma	75	Norman						
						2/7/1982	AR	64	Oklahoma	65	Norman	Phillips		1		1	
Murray State		2		0		12/21/1985	AR	79	#14 Oklahoma	66	Fayetteville	2/15/1980	AR	73	Phillips	77	---
2/4/1983	AR	100	Murray State	69	Fayetteville	12/6/1986	AR	70	Oklahoma	76	Norman	2/7/1981	AR	89	Phillips	66	Fayetteville
12/5/1990	AR	102	Murray State	48	Fayetteville	12/12/1989	AR	86	Oklahoma	68	Norman						
						11/27/1990	#8 AR	84	Oklahoma	72	Norman	Pittsburgh		1		0	
North Carolina State		0		1		1/13/1992	AR	57	Oklahoma	55	Norman	11/25/1994	AR	76	Pitt	75	Las Vegas
11/25/2000	AR	46	NC State	48	Honolulu	1/20/1993	AR	63	Oklahoma	70	Fayetteville						
						1/25/1994	AR	79	Oklahoma	93	Norman	Pittsburg State		3		0	
Northeast Oklahoma State		4		4		2/22/1995	#25 AR	69	#16 Oklahoma	64	Fayetteville	12/6/1977	AR	67	Pittsburg St.	52	Pittsburg, Kan.
1/22/1977	AR	62	NE Okla. St.	61	Fayetteville	3/14/1999	AR	97	Oklahoma (OT)	93	F'ville (WNIT)	1/9/1979	AR	58	Pittsburg St.	50	Fayetteville
2/4/1977	AR	54	NE Okla. St.	63	Miami, Okla.	12/5/2009	AR	86	#12 Okla. (OT)	87	Norman	1/5/1980	AR	60	Pittsburg St.	59	Pittsburg, Kan.
1/24/1978	AR	47	NE Okla. St.	56	Miami, Okla.	12/19/10	AR	67	#10 Okla.	57	Fayetteville						
2/4/1978	AR	72	NE Okla. St.	60	Fayetteville							Portland State		1		1	
1/20/1979	AR	64	NE Okla. St.	79	Miami, Okla.	Oklahoma City		3		1		11/26/2005	AR	65	Portland St.	67	Portland, Ore.
2/14/1979	AR	63	NE Okla. St.	69	Fayetteville	1/24/1981	AR	74	Oklahoma City	54	Fayetteville	12/1/2006	AR	97	Portland St.	62	Fayetteville
12/15/1979	AR	62	NE Okla. St.	58	Fayetteville	2/5/1982	AR	48	Oklahoma City	54	Okla. City						
2/1/1980	AR	57	NE Okla. St.	42	Miami, Okla.	3/11/1982	AR	78	Oklahoma City	67	Lubbock (SWIAW)	Prairie View		1		0	
						12/11/1982	AR	86	Oklahoma City	57	Okla. City	2/10/1979	AR	48	Prairie View	45	Houston, Texas
Nevada-Las Vegas		2		1													
1/7/1984	AR	62	UNLV	68	Las Vegas	Oklahoma State		11		10		Princeton		2		0	
11/26/1994	AR	88	UNLV	75	Las Vegas	1/9/1978	AR	53	Oklahoma St.	56	Stillwater	3/21/1996	AR	83	Princeton	51	Amarillo (NWIT)
3/18/2005	AR	61	UNLV	48	F'ville (WNIT)	2/18/1978	AR	55	Oklahoma St.	47	Fayetteville	11/27/1999	AR	87	Princeton	45	Princeton, NJ
						12/5/1978	AR	50	Oklahoma St.	60	Stillwater						
New Hampshire		1		0		1/22/1980	AR	53	Oklahoma St.	59	Fayetteville	Providence		3		0	
1/4/1995	AR	75	NH	41	Miami, Fla.	3/7/1981	AR	68	Oklahoma St.	69	Fayetteville	3/20/1987	AR	101	Providence	91	Amarillo (NWIT)
						2/16/1982	AR	79	Oklahoma St.	70	Stillwater	11/21/1997	AR	93	Providence	82	Providence
New Mexico		1		1		12/3/1983	AR	71	Oklahoma St.	66	Fayetteville	11/16/1998	#18 AR	110	Providence	59	Fayetteville
1/10/1981	AR	69	New Mexico	50	Wichita, Kan.	12/11/1984	AR	73	Oklahoma St.	90	Stillwater						
12/21/1999	AR	66	New Mexico	71	Albuquerque	12/9/1985	AR	90	Oklahoma St.	51	Fayetteville	Purdue		0		2	
						12/8/1986	AR	65	Oklahoma St.	68	Stillwater	3/15/1989	AR	63	#5 Purdue	91	W Lafayette (NCAA)
New Orleans		7		0		12/8/1990	#8 AR	61	Oklahoma St.	75	Stillwater	11/25/2004	AR	51	Purdue	55	Corpus Christi, Tx
1/11/1980	AR	71	New Orleans	47	New Orleans	12/3/1991	#18 AR	72	Oklahoma St.	57	Fayetteville						
3/13/1982	AR	76	New Orleans	74	Lubbock	1/5/1993	AR	47	Oklahoma St.	62	Stillwater	Rice		23		1	
2/2/1989	AR	61	New Orleans	60	Fayetteville	3/1/1994	AR	90	Okla. St. (OT)	93	Fayetteville	12/1/1979	AR	53	Rice	35	Fayetteville
1/22/1990	AR	71	New Orleans	63	New Orleans	1/25/1995	#21 AR	79	Oklahoma St.	65	Fayetteville	12/6/1979	AR	56	Rice	51	Kingsville, Texas
12/17/1993	AR	60	New Orleans	59	Fayetteville	2/7/1996	AR	66	#21 Okla. St.	62	Fayetteville	2/18/1983	AR	68	Rice	43	Fayetteville
12/21/2005	AR	84	New Orleans	46	Fayetteville	12/1/2000	AR	69	Oklahoma St.	61	Okla. City	1/28/1984	AR	82	Rice	51	Fayetteville
11/24/2007	AR	65	New Orleans	44	San Antonio	12/19/2001	AR	81	Oklahoma St.	78	Fayetteville	2/27/1984	AR	85	Rice	66	Houston
						12/2/2003	#9 AR	58	Oklahoma St.	60	Stillwater	1/22/1985	AR	81	Rice	57	Fayetteville
Nicholls State		1		0		1/4/2004	AR	75	Oklahoma St.	55	Fayetteville	2/23/1985	AR	69	Rice	52	Houston
12/15/2005	AR	75	Nicholls St.	40	Hot Springs, Ark.	3/23/2009	#18 AR	61	Okla. St. (OT)	60	Stillwater	1/18/1986	AR	64	Rice	52	Houston
												2/18/1986	AR	67	Rice	55	Fayetteville
North AR CC		0		2		Old Dominion		1		0		1/17/1987	AR	79	Rice	53	Fayetteville
11/19/1976	AR	67	No. Ark. CC	70	West Fork, Ark.	11/28/2002	#17 AR	54	Old Dominion	49	US Virgin Isl	2/14/1987	AR	88	Rice	71	Houston
1/31/1977	AR	65	No. Ark. CC	67	Harrison, Ark.							1/27/1988	AR	63	Rice	60	Houston
						Oral Roberts		16		8		2/27/1988	AR	79	Rice	73	Fayetteville
North Carolina		0		1		2/5/1977	AR	37	Oral Roberts	69	Tulsa	1/28/1989	AR	81	Rice	62	Fayetteville
11/26/2006	AR	69	No. Carolina	94	Honolulu	2/16/1978	AR	71	Oral Roberts	88	Fayetteville	2/28/1989	AR	109	Rice	73	Houston
						2/3/1979	AR	46	Oral Roberts	63	Tulsa	1/30/1990	AR	78	Rice	49	Houston
North Dakota		1		0		1/19/1980	AR	66	Oral Roberts	64	Fayetteville	3/3/1990	#19 AR	77	Rice	56	Fayetteville
12/9/2008	AR	85	No. Dakota	73	Fayetteville	3/14/1981	AR	57	Oral Roberts	59	Tulsa	1/2/1991	#14 AR	70	Rice	52	Houston
						12/7/1981	AR	61	Oral Roberts	75	Tulsa	2/2/1991	#12 AR	96	Rice	74	Fayetteville
North Texas		2		1		1/12/1982	AR	61	Oral Roberts	57	Fayetteville	11/25/1995	#9 AR	81	Rice	68	Fayetteville
2/8/1980	AR	50	No. Texas St.	59	Denton, Texas	12/10/1983	AR	65	Oral Roberts	71	Tulsa	12/3/1996	#21 AR	61	Rice	77	Houston
12/4/1992	AR	102	No. Texas	58	Fayetteville	12/17/1983	AR	84	Oral Roberts	70	Fayetteville	3/17/1999	AR	76	Rice	70	F'ville (WNIT)
12/17/1999	AR	102	No. Texas	69	Fayetteville	11/19/1984	AR	78	Oral Roberts	55	Fayetteville	12/7/2002	#13 AR	63	Rice	50	Houston
						12/5/1985	AR	72	Oral Roberts	78	Tulsa	11/24/2003	AR	65	Rice	46	Fayetteville
Northern Iowa		0		1		2/19/1987	AR	115	Oral Roberts	66	Fayetteville						
12/7/2001	AR	63	No. Iowa	67	Fayetteville	1/2/1988	AR	66	Oral Roberts	77	Tulsa	Rutgers		0		2	
						12/12/1988	AR	113	Oral Roberts	69	Fayetteville	11/30/1985	AR	63	Rutgers	72	Camden, NJ
Northwestern		2		1		1/30/1992	AR	88	Oral Roberts	64	Fayetteville	12/28/1990	#9 AR	60	#17 Rutgers	89	Camden, NJ
3/16/1991	AR	105	Northwestern	68	F'ville (NCAA)	3/1/1993	AR	96	Oral Roberts	60	Fayetteville						
11/23/2008	AR	60	Northwestern	44	Fayetteville	2/23/1994	AR	85	Oral Roberts	51	Fayetteville	Sam Houston State		4		0	
12/7/2009	AR	55	Northwestern	67	Chicago	1/11/1995	AR	78	Oral Roberts	63	Tulsa	12/22/1994	AR	84	SHSU	63	Fayetteville
						2/22/1996	AR	68	Oral Roberts	45	Fayetteville	11/30/1996	#20 AR	76	SHSU	51	Fayetteville
Northwestern State		9		3		12/2/1997	AR	82	Oral Roberts	59	Tulsa	12/4/2007	AR	89	SHSU	62	Fayetteville
12/4/1980	AR	62	NW St.	73	Natchitoches	11/28/1998	AR	84	Oral Roberts	56	Fayetteville	12/29/2009	AR	106	SHSU	78	Fayetteville
11/20/1981	AR	78	NW St.	64	Fayetteville	12/16/2010	AR	80	Oral Roberts	63	Fayetteville						
1/5/1983	AR	58	NW St.	62	Natchitoches	3/20/2011	AR	78	Oral Roberts	59	Tulsa	San Francisco		2		0	
2/26/1983	AR	86	NW St.	76	Fayetteville	12/10/2011	AR	65	Oral Roberts	37	Fayetteville	12/4/1993	AR	62	San Francisco	44	Honolulu
12/19/1983	AR	75	NW St.	73	Little Rock, Ark.							3/16/1995	#15 AR	67	San Francisco	58	Seattle (NCAA)
2/16/1993	AR	62	NW St.	77	Natchitoches	Oregon		2		1							
12/18/1993	AR	85	NW St.	74	Fayetteville	1/6/1984	AR	65	Oregon	54	Las Vegas	School of the Ozarks		1		0	
11/15/1995	AR	84	NW St. (20T)	83	F'ville (WNIT)	12/21/2004	AR	65	Oregon	62	Fayetteville	12/11/1984	AR	85	Ozarks	58	Fayetteville

TEAM BY TEAM RESULTS

Seton Hall	1	0	Southern Illinois	0	1	2/7/2002	AR	65	#3 UT	93	Knoxville						
12/1/1985	AR	69	Seton Hall	60	S. Orange, NJ	1/9/1981	AR	61	So. Illinois	68	Wichita, Kan.	1/30/2003	#12 AR	79	#4 UT	92	Fayetteville
												1/8/2004	AR	44	#5 UT	83	Knoxville
South Alabama	2	0	Southern Illinois-Edwardsville	2	0	2/26/2004	AR	71	#2 UT	93	Fayetteville						
11/28/1981	AR	78	So. Alabama	55	Camden, Ark.	3/17/2011	AR	78	SIUE	61	Fayetteville	2/20/2005	AR	71	#8 UT	84	Knoxville
11/20/1998	#18 AR	95	So. Alabama	38	Fayetteville	3/8/10 '1	AR	75	SIUE	37	Edwardsville	1/13/2005	AR	54	#6 UT	72	Fayetteville
												2/5/2006	AR	37	#5 UT	77	Knoxville
South Carolina	17	9	Southern Utah	2	0	2/22/2007	AR	68	#2 UT	75 (OT)	Fayetteville						
2/1/1992	AR	58	SC	51	Fayetteville	11/30/1990	#8 AR	104	So. Utah	51	Pullman, Wash.	1/24/2008	AR	55	#2 UT	98	Knoxville
1/30/1993	AR	51	SC	76	Columbia	11/29/1996	#20 AR	94	So. Utah	61	Fayetteville	1/22/2009	AR	67	#10 UT	76	Fayetteville
2/12/1994	AR	87	SC	77	Fayetteville							2/4/2010	AR	57	#5 UT	74	Knoxville
2/11/1995	#20 AR	63	SC	62	Columbia	St. Bonaventure	1	0	1/30/2011	AR	53	#5 UT	72	Fayetteville			
3/3/1995	#16 AR	80	SC	70	Chattanooga	12/29/1998	AR	97	St. Bon.	67	Missoula, Mt.	1/8/2012	AR	38	#6/7 UT	68	Fayetteville
1/21/1996	#20 AR	66	SC	58	Fayetteville							2/23/2012	AR	72	#6/7 UT	71 (OT)	Knoxville
1/18/1997	#13 AR	82	SC	71	Columbia	St. Joseph's	0	1	In Fayetteville: 1-11								
1/24/1998	AR	86	SC	67	Fayetteville	1/3/1995	#24 AR	72	St. Joseph's	78	Miami, Fla.	In Knoxville: 1-11					
1/24/1999	AR	88	SC	80	Columbia							Neutral: 0-1					
1/27/2000	AR	87	SC	79	Fayetteville	St. Louis	3	0									
1/2/2001	AR	49	SC	66	Columbia	12/18/1996	#23 AR	69	St. Louis	43	Fayetteville	Tennessee-Martin	1	0			
1/13/2002	AR	66	#9 SC	91	Columbia	12/30/2006	#23 AR	66	St. Louis	59	St. Louis, Mo.	2/13/1981	AR	66	UT-Martin	46	Fayetteville
1/27/2002	AR	74	#7 SC	46	Fayetteville	12/15/2007	AR	74	St. Louis	59	Fayetteville						
3/1/2002	AR	79	#12 SC	61	Nashville							Tennessee State	2	0			
1/12/2003	#11 AR	67	#13 SC	58	Fayetteville	St. Mary's	1	0	11/26/1988	AR	114	Tenn. State	42	Auburn, Ala.			
2/16/2003	#13 AR	59	#15 SC	83	Columbia	12/2/1994	AR	66	St. Mary's	48	Fayetteville	11/23/2010	AR	71	Tenn. State	50	Fayetteville
1/18/2004	AR	66	SC	52	Columbia												
1/23/2005	AR	61	SC	49	Fayetteville	Stanford	1	0	Tennessee Tech	0							
1/29/2006	AR	52	SC	61	Columbia	3/24/1990	#22 AR	87	#2 Stanford	114	Palo Alto (NCAA)	11/27/1981	AR	75	Tenn. Tech	96	Cookville, Tenn.
2/8/2007	AR	69	SC	74	Fayetteville	11/13/1998	#18 AR	76	#19 Stanford	71	San Jose, Calif.						
2/3/2008	AR	50	SC	59	Columbia							Texas	3	21			
2/12/2009	AR	58	SC	54	Fayetteville	Stephen F. Austin	8	3	1/29/1981	AR	61	#14 Texas	110	Houston			
2/14/2010	AR	72	SC	68	Columbia	12/21/1987	AR	59	SFA	93	Fayetteville	1/29/1982	AR	53	#10 Texas	68	Coll. Station (SWC)
2/6/2011	AR	62	SC	64 (OT)	Fayetteville	12/2/1988	AR	75	#13 SFA	93	Nacodoches	2/21/1983	AR	67	#3 Texas	89	Austin
2/9/2012	AR	68	SC	47	Fayetteville	3/22/1990	#22 AR	87	#6 SFA	82	Stanford (NCAA)	3/13/1983	AR	54	#3 Texas	80	Austin (SWC)
2/27/2012	AR	47	SC	53	Columbia	11/24/1990	#8 AR	81	SFA	72	Fayetteville	1/16/1984	AR	63	#3 Texas	89	Austin
In Fayetteville: 10-2						11/24/1991	#11 AR	57	#14 SFA	83	Nacodoches	2/18/1984	AR	70	#1 Texas	71	Fayetteville
In Columbia: 5-7						2/13/1996	AR	81	#23 SFA	60	Fayetteville	1/12/1985	AR	60	#3 Texas	85	Fayetteville
Neutral: 2-0						1/28/1997	#20 AR	85	#18 SFA (OT)	76	Nacodoches	2/12/1985	AR	71	#1 Texas	89	Austin
						11/23/2002	#17 AR	78	SFA	54	Fayetteville	3/7/1985	AR	62	#1 Texas	104	Fayetteville
South Carolina State	1	0				12/28/2003	AR	79	SFA	61	Nacodoches	1/7/1986	AR	44	#1 Texas	75	Fayetteville
1/28/1993	AR	73	SC State	59	Orangeburg, SC	12/20/2006	#24 AR	75	SFA	54	Hot Springs, Ark.	2/8/1986	AR	57	#1 Texas	75	Fayetteville
						12/6/2011	AR	61	SFA	46	Fayetteville	1/6/1987	AR	56	#1 Texas	59	Fayetteville
South Florida	1	0										2/3/1987	AR	65	#1 Texas	91	Austin
11/12/2011	AR	65	USF	61 (ot)	Daytona Beach,	Stetson	1	0	3/7/1987	AR	70	#1 Texas	72	Dallas (SWC)			
						12/31/2008	AR	85	Stetson	44	Fayetteville	1/5/1988	AR	70	#1 Texas	89	Fayetteville
Southeastern Oklahoma	2	0										2/6/1988	AR	54	#5 Texas	84	Austin
11/17/1981	AR	64	SE Oklahoma	58	Fayetteville	Southwestern Louisiana	1	0	1/7/1989	AR	67	#4 Texas	104	Austin			
12/17/1982	AR	71	SE Oklahoma	52	Weatherford	1/15/1982	AR	90	SW Louisiana	59	Lafayette, La.	2/7/1989	AR	67	#11 Texas	87	Fayetteville
												3/11/1989	AR	99	#6 Texas	101	Dallas (SWC)
Southern Methodist	22	5	SW Mo. State (Missouri State)	19	6	1/24/1990	AR	75	#1 Texas	84	Fayetteville						
12/6/1980	AR	58	SMU	69 Univ. Park, Texas	1/29/1977	AR	56	SMSU	46	Springfield	2/23/1990	#25 AR	82	#6 Texas	77	Austin	
1/31/1981	AR	66	SMU	61 Houston, Texas	2/7/1978	AR	66	SMSU	35	Fayetteville	1/8/1991	#14 AR	76	#20 Texas	61	Fayetteville	
1/6/1982	AR	76	SMU	59 Fayetteville	2/1/1979	AR	58	SMSU	67	Springfield	2/9/1991	#11 AR	73	#15 Texas	68	Austin	
2/15/1983	AR	60	SMU	54 Univ. Park, Texas	1/29/1980	AR	68	SMSU	36	Fayetteville	3/25/2003	#24 AR	50	#5 Texas	67	Cincinnati (NCAA)	
1/30/1984	AR	79	SMU	59 Fayetteville	3/2/1983	AR	76	SMSU	54	Fayetteville							
2/11/1984	AR	66	SMU	59 Univ. Park, Texas	12/6/1983	AR	78	SMSU	45	Springfield	Texas A&I	1	0				
1/5/1985	AR	80	SMU	64 Univ. Park, Texas	12/8/1984	AR	76	SMSU	64	Springfield	12/12/1979	AR	71	Texas A&I	54	Kingsville, Texas	
2/5/1985	AR	85	SMU	56 Fayetteville	11/26/1985	AR	94	SMSU	51	Fayetteville							
1/2/1986	AR	90	SMU	78 Fayetteville	12/18/1986	AR	78	SMSU	61	Springfield	Texas A&M	20	3				
2/1/1986	AR	79	SMU	53 Univ. Park, Texas	12/19/1987	AR	85	SMSU	71	Fayetteville	1/30/1981	AR	80	Texas A&M	62	Houston (SWC)	
3/4/1986	AR	82	SMU	75 Dallas (SWC)	12/17/1988	AR	88	SMSU	66	Springfield	2/12/1982	AR	70	Texas A&M	60	College Station	
1/26/1987	AR	94	SMU	71 Fayetteville	1/12/1989	AR	87	SMSU	60	Fayetteville	1/19/1983	AR	75	Texas A&M	57	Fayetteville	
2/28/1987	AR	93	SMU	53 Univ. Park, Texas	12/12/1990	#13 AR	62	SMSU	55	Springfield	3/11/1983	AR	66	Texas A&M	57	Austin (SWC)	
1/13/1988	AR	69	SMU	68 Univ. Park, Texas	12/30/1991	#25 AR	52	#24 SMSU	67	Fayetteville	1/21/1984	AR	69	Texas A&M	63	College Station	
2/13/1988	AR	78	SMU	85 Fayetteville	12/1/1992	AR	55	#13 SMSU	64	Springfield	2/6/1984	AR	83	Texas A&M	70	Fayetteville	
1/14/1989	AR	74	SMU	84 Fayetteville	12/29/1993	AR	66	#23 SMSU	63	Fayetteville	3/6/1984	AR	75	Texas A&M	66	Fayetteville (SWC)	
2/15/1989	AR	87	SMU	72 Univ. Park, Texas	12/10/1994	AR	61	#25 SMSU	60	Springfield	1/2/1985	AR	81	Texas A&M	67	College Station	
1/17/1990	AR	84	SMU	52 Univ. Park, Texas	12/10/1995	#7 AR	65	SMSU	58	Fayetteville	2/2/1985	AR	75	Texas A&M	65	Fayetteville	
2/17/1990	AR	74	SMU	60 Fayetteville	11/26/1996	#20 AR	75	SMSU	62	Springfield	1/28/1986	AR	74	Texas A&M	65	College Station	
1/15/1991	#12 AR	99	SMU	61 Fayetteville	12/7/1997	#20 AR	67	SMSU	79	Fayetteville	3/1/1986	AR	75	Texas A&M	67	Fayetteville	
2/19/1991	#9 AR	77	SMU	66 Univ. Park, Texas	12/8/1998	AR	50	SMSU	70	Fayetteville	1/24/1987	AR	86	Texas A&M	69	Fayetteville	
12/21/1993	AR	81	SMU	89 Univ. Park, Texas	12/8/1999	AR	64	SMSU	58	Fayetteville	2/25/1987	AR	63	Texas A&M	57	College Station	
12/3/1994	AR	85	SMU	79 Fayetteville	11/23/2001	AR	48	SMSU	64	Springfield	1/16/1988	AR	56	Texas A&M	60	College Station	
11/18/2005	AR	73	SMU	63 Univ. Park, Texas	12/19/2002	#10 AR	64	SMSU	46	Fayetteville	2/16/1988	AR	79	Texas A&M	69	Fayetteville	
12/13/2006	#25 AR	70	SMU	58 Univ. Park, Texas	3/20/2011	AR	65	SMSU	64	Springfield (WNIT)	3/10/1988	AR	58	Texas A&M	59	Dallas	

TEAM BY TEAM RESULTS

Texas-Arlington	6	0	Tulane	3	0	Washington	1	1					
12/22/1992	AR 70	UTA 43	Fayetteville	1/12/1980	AR 66	Tulane	65	New Orleans	2/28/1982	AR 75	Wash. (OT)	70	Fayetteville
12/22/1993	AR 73	UTA 57	Arlington	1/19/1994	AR 71	Tulane	59	Fayetteville	3/18/1995	#15 AR 50	#14 Wash.	54	Spokane
11/23/1996	#19 AR 64	UTA 53	Fayetteville	12/28/1994	#24 AR 83	Tulane	79	Kenner, La.					
11/25/2001	AR 79	UTA 48	NLR, Ark.						Wayland Baptist	0		1	
12/1/2010	AR 57	UTA 54	Arlington	Tulsa	16		2		3/12/1982	AR 57	Wayland Bap	61	Lubbock (SWAIW)
11/16/2011	AR 57	UTA 34	Fayetteville	1/15/1977	AR 47	Tulsa	55	Tulsa					
				2/26/1977	AR 59	Tulsa	48	Fayetteville	West Virginia	0		1	
Texas-Christian	20	3		11/22/1977	AR 68	Tulsa	50	Tulsa	1/26/1992	AR 60	West Virginia	81	Morgantown
1/11/1983	AR 105	TCU 44	Fayetteville	1/26/1978	AR 69	Tulsa	49	Fayetteville					
1/14/1984	AR 55	TCU 48	Ft. Worth	11/21/1978	AR 79	Tulsa	76	Tulsa	Western Illinois	2		0	
2/22/1984	AR 83	TCU 67	Fayetteville	1/16/1979	AR 66	Tulsa	47	Fayetteville	12/22/1996	#23 AR 100	W. Illinois	49	Fayetteville
1/8/1985	AR 74	TCU 54	Fayetteville	2/3/1981	AR 88	Tulsa	67	Fayetteville	12/29/2008	AR 70	W. Illinois	53	Fayetteville
2/9/1985	AR 92	TCU 69	Ft. Worth	11/23/1981	AR 76	Tulsa	60	Tulsa					
1/4/1986	AR 94	TCU 61	Ft. Worth	1/17/1985	AR 88	Tulsa	54	Fayetteville	Western Kentucky	4		2	
2/4/1986	AR 109	TCU 59	Fayetteville	2/22/1986	AR 62	Tulsa	49	Tulsa	11/29/1986	AR 76	W. Kentucky	86	Bowling Green
1/3/1987	AR 94	TCU 55	Fayetteville	12/30/1999	AR 80	Tulsa	62	Tulsa	12/28/2002	#10 AR 71	W. Kentucky	61	Fayetteville
1/31/1987	AR 76	TCU 53	Ft. Worth	1/5/2001	AR 101	Tulsa	60	Fayetteville	12/3/2003	AR 67	W. Kentucky	65	Bowling Green
1/9/1988	AR 87	TCU 75	Fayetteville	12/5/2001	AR 55	Tulsa	52	Tulsa	11/28/2004	AR 83	W. Kentucky	79	Fayetteville
2/9/1988	AR 69	TCU 73	Ft. Worth	12/9/2002	#13 AR 66	Tulsa	49	Fayetteville	12/6/2005	AR 73	W. Kentucky	89	Bowling Green
1/10/1989	AR 83	TCU 69	Ft. Worth	12/9/2003	AR 64	Tulsa	43	Tulsa	11/27/2009	AR 69	W. Kentucky	51	Cancun, Mex.
2/11/1989	AR 77	TCU 70	Fayetteville	12/1/2005	AR 64	Tulsa	66	Fayetteville					
1/13/1990	AR 86	TCU 65	Fayetteville	12/16/2006	#25 AR 78	Tulsa	67	Tulsa	Western Michigan	1		0	
2/13/1990	AR 85	TCU 65	Ft. Worth	11/20/2007	AR 69	Tulsa	52	Fayetteville (NWIT)	12/9/2001	AR 73	W. Mich. (OT)	69	Fayetteville
1/16/1991	#12 AR 95	TCU 62	Ft. Worth										
2/16/1991	#9 AR 82	TCU 46	Fayetteville	UCLA	1		0		Wichita State	7		1	
2/1/1995	#23 AR 105	TCU 64	Fayetteville	3/14/1990	#22 AR 90	UCLA (OT)	80	Fayetteville (NCAA)	1/8/1981	AR 47	Wichita St.	68	Wichita
12/21/1995	#8 AR 83	TCU 52	Ft. Worth						2/20/1982	AR 82	Wichita St.	72	Fayetteville
12/30/2000	AR 81	TCU 65	Fayetteville	UM-Kansas City	6		0		12/2/1995	#9 AR 70	Wichita St.	67	Wichita
12/29/2001	AR 58	TCU 60	Ft. Worth	1/25/1985	AR 79	UMKC	47	Fayetteville	11/26/1997	#24 AR 73	Wichita St.	53	Fayetteville
11/25/2002	#17 AR 76	TCU 66	Fayetteville	2/23/1988	AR 102	UMKC	85	Fayetteville	3/15/2000	AR 83	Wichita St.	63	Fayetteville (WNIT)
12/6/2003	AR 62	#21 TCU (OT) 67	Ft. Worth	2/25/1989	AR 46	Missouri-KC	42	Kansas City	11/21/2003	AR 81	Wichita St.	72	Wichita
				1/30/1991	#18 AR 73	Missouri-KC	61	Fayetteville	12/3/2004	AR 78	Wichita St.	55	Fayetteville
Texas-El Paso	2	0		1/25/2005	AR 69	UMKC	46	Kansas City	11/20/2006	AR 80	Wichita St.	70	Fayetteville
11/25/1989	AR 87	UTEP 61	Fayetteville	12/4/2005	AR 84	UMKC	57	Fayetteville					
11/27/2010	AR 59	UTEP 56	El Paso						Wisconsin	1		0	
				UNC-Wilmington	1		0		3/23/1999	AR 67	Wisconsin	64	Fayetteville (WNIT)
Texas-Pan American	2	0		11/26/1999	AR 88	UNC-W	77	Princeton, N.J.					
2/15/1994	AR 94	Texas-PA 59	Fayetteville						Wofford	1		0	
12/18/2005	AR 74	Texas-PA 44	Fayetteville	Utah	2		1		2/10/1997	#21AR 76	Wofford	39	Fayetteville
				12/21/1997	#24 AR 64	Utah	73	Ft. Worth, Texas					
Texas-San Antonio	3	1		12/4/2010	AR 65	Utah	54	Salt Lake City					
12/12/1987	AR 84	UTSA 73	Fayetteville	12/20/2011	AR 57	Utah	56	Fayetteville					
12/3/1988	AR 75	UTSA 57	Nacogdoches										
1/9/1989	AR 97	UTSA 77	San Antonio	Valparaiso	1		0						
12/20/2009	AR 55	UTSA 71	Hot Springs, Ark.	12/28/1997	#25 AR 77	Valpo (OT)	69	Valparaiso, Ind.					
Texas Southern	4	1		Vanderbilt	6		20						
12/8/1979	AR 47	Texas So. 70	Kingsville, Texas	2/8/1992	AR 75	#13 VU 79		Nashville					
2/19/1982	AR 65	Texas So. 56	Fayetteville	2/6/1993	AR 59	#6 VU 80		Fayetteville					
11/27/1995	#9 AR 98	Texas So. 35	Fayetteville	2/20/1994	#18 AR 58	#14 VU 67		Nashville					
12/3/2006	AR 90	Texas So. 50	Fayetteville	2/19/1995	AR 73	#8 VU (OT) 71		Fayetteville					
12/21/2011	AR 86	Texas So. 41	Fayetteville	1/14/1996	#14 AR 60	#2 VU 65		Fayetteville					
				1/12/1997	#8 AR 68	#10 VU 77		Nashville					
Texas Tech	17	9		1/18/1998	AR 80	#6 VU (OT) 85		Fayetteville					
3/6/1980	AR 46	Texas Tech 74	Baton Rouge (SWAIW)	1/17/1999	AR 57	VU 73		Nashville					
1/27/1982	AR 70	Texas Tech 55	Coll Station (SWC)	1/23/2000	AR 61	VU 52		Fayetteville					
2/24/1983	AR 74	Texas Tech 67	Fayetteville	1/21/2001	AR 68	#15 VU 64		Nashville					
1/19/1984	AR 64	Texas Tech 61	Fayetteville	1/31/2002	AR 67	#8 VU 57		Fayetteville					
2/13/1984	AR 62	Texas Tech 71	Lubbock	3/2/2002	AR 78	#6 VU 81		Nashville					
3/8/1984	AR 43	Texas Tech 56	Houston (SWC)	1/23/2003	#8 AR 59	#18 VU 76		Nashville					
1/15/1985	AR 74	#16 Texas Tech 78	Lubbock	1/29/2004	AR 69	#24 VU 74		Fayetteville					
2/16/1985	AR 65	#16 Texas Tech 55	Fayetteville	2/17/2005	AR 43	#22 VU 78		Nashville					
1/11/1986	AR 62	#24 Texas Tech 60	Fayetteville	3/4/2005	AR 60	VU 79		Nashville					
2/11/1986	AR 60	Texas Tech 73	Lubbock	1/8/2006	AR 52	#20 VU (OT) 51		Fayetteville					
3/5/1986	AR 48	Texas Tech 58	Dallas (SWC)	2/9/2006	AR 59	#22 VU 64		Nashville					
1/10/1987	AR 53	Texas Tech 51	Lubbock	1/4/2007	#20 AR 61	#11 VU 98		Nashville					
2/7/1987	AR 69	TX Tech (OT) 65	Fayetteville	1/28/2007	AR 34	#15 VU 61		Fayetteville					
2/2/1988	AR 80	Texas Tech 67	Fayetteville	2/21/2008	AR 50	#25 VU 63		Fayetteville					
3/5/1988	AR 70	Texas Tech 82	Lubbock	1/29/2009	AR 61	#20 VU (OT) 72		Nashville					
1/3/1989	AR 75	Texas Tech 64	Fayetteville	1/31/2010	AR 61	VU 67		Fayetteville					
2/4/1989	AR 74	Texas Tech 65	Lubbock	3/4/2010	AR 64	VU (OT) 65		Duluth					
3/8/1989	AR 79	Texas Tech 72	Dallas (SWC)	1/20/2011	#23 AR 54	VU 65		Nashville					
1/6/1990	AR 76	TX Tech (OT) 74	Lubbock	1/19/2012	AR 69	#35/33 VU 47		Fayetteville					
2/6/1990	AR 62	Texas Tech 55	Fayetteville	In Fayetteville: 5-7									
3/7/1990	#19 AR 60	Texas Tech 69	Dallas (SWC)	In Nashville: 1-12									
1/12/1991	#14 AR 64	Texas Tech 62	Lubbock	Neutral: 0-1									
2/12/1991	#9 AR 82	Texas Tech 70	Fayetteville										
3/9/1991	#8 AR 60	Texas Tech 51	Dallas (SWC)	Virginia Commonwealth	1		0						
1/5/2008	#25 AR 80	Texas Tech 57	Fayetteville	12/21/2009	AR 68	VCU 58		Hot Springs, Ark.					
1/3/2009	AR 60	Texas Tech 75											
				Washington State	2		0						
Texas Woman's	0	1		12/1/1990	#8 AR 68	Wash. St. 48		Pullman					
2/9/1980	AR 58	TWU 67	Denton, Texas	12/31/1992	AR 84	Wash. St. 62		Fayetteville					

OTHER RAZORBACK RECORDS

ARKANSAS' RECORD IN

Openers	29-7
Home Openers (27 cons. since 1983-84).....	35-1
Road Openers	23-13
Senior Nights.....	21-15
SWC Games.....	104-32
SEC Games.....	102-167
SEC Openers.....	4-17
SEC Road Opener.....	1-20
SEC Home Opener.....	7-14
TV/Cable Games	104-89

IN TOURNAMENTS HELD

Pre-Season	7-4
Post-Season	50-40
In-Season	86-59
At UA	26-0
Road Tournaments.....	62-60
Final Day.....	24-20
As Consolation.....	9-6
As Finalist	13-14
SWC Classic	9-8
SEC Tournament.....	10-21
AIAW	2-3
NWIT	4-2
NCAA	13-10
WNIT	13-4

ARKANSAS' RECORD WHEN

At Home	360-111	(.764)
In Bud Walton Arena	201-76	(.726)
In Barnhill Arena	159-35	(.820)
On the Road	189-232	(.449)
At Neutral Sites	104-67	(.608)
All Conference Games	209-210	(.499)
In 36 years	652-411	(.613)

BY THE MONTHS

In November	116-29	(.800)
In December	162-61	(.722)
In January	167-136	(.551)
In February	151-136	(.526)
In March	58-53	(.523)

BY THE DAYS

On Monday	40-22	(.645)
On Tuesday	89-42	(.674)
On Wednesday	80-21	(.792)
On Thursday	91-98	(.481)
On Friday	84-44	(.656)
On Saturday	175-89	(.663)
On Sunday	96-90	(.516)

ARKANSAS ON

Mexican Revolution Day (Nov. 20)	5-1
Thanksgiving (4th Thurs. of Nov.)	1-1
Thanksgiving Friday	20-6
Finnish Independence Day (Dec. 6)	6-5
Pearl Harbor Day (Dec. 7).....	4-5
(FYI - First win came in Hawai'i)	
Christmas Eve (Dec. 24).....	0-0
New Year's Eve (Dec. 31)	3-0
New Year's Day (Jan. 1)	0-2
Epiphany (Jan. 6)	6-5
Martin Luther King Day (Trad.-Jan. 15)	4-2
Australia Day (Jan. 26)	6-4
(Also Republic Day in India)	
Super Bowl Sundays (Varies)	IV-XI (4-11)
Ground Hog Day (Feb. 2)	8-2-1
(One GHD game cancelled due to weather)	
New Zealand Day (Feb. 6).....	3-4
Lincoln's Birthday (Feb. 12).....	4-2
Valentine's Day (Feb. 14)	4-4
Washington's Birthday (Feb. 22)	5-3

Leap Day (Feb. 29).....	0-2
The Ides of March (March 15).....	3-1
St. Patrick's Day (March 17).....	5-1
Any Friday the 13th.....	2-0
Pink Games (home only)	2-3

IN CLOSE GAMES

In one-point games.....	27-16 (.628)
In two-point games	42-29 (.592)
Within one bucket (3 or less).....	64-50 (.561)
In overtime	21-20 (.512)

RAZORBACKS IN OT

2011-12	
Arkansas 55, No. 13 FSU 52 (OT UA 9-5); 20T- Arkansas 72, Florida 71 (OT1, UA 7-7; OT2 UA 4-3); Arkansas 72, #9 Tennessee 71 (OT UA 10-9)	
2010-11	
#24 Georgia, 57, Arkansas 54 (OT GA, UA 10-7) SC 64, Arkansas 62 (OT SC, UA 9-7)	
2009-10	
#18 OU 87, Arkansas 86 (OT OU, UA 8-7) Arkansas 66, Ala. 62 (OT UA, AL 11-7) Vanderbilt 65, Arkansas 64 (OT VU 8, UA7)	
2008-09	
#20 Vandy, 72, Arkansas 61 (OT, VU 13-2) Arkansas 61, Okla. State 60 (OT, UA 8-7)	
2006-07	
Tennessee 75, Arkansas 68 (OT, UT 13-6) Ole Miss 90, Arkansas 87 (2 OT) (1st OT, 8-8; 2nd OT, UM 18-15)	
2005-06	
Arkansas. 51, Vandy 51 (OT, UA 6-5)	
2003-04	
TCU 67, Arkansas. 62 (OT, TCU 14-9)	
2002-03	
Duke 74, Arkansas. 72 (OT, DU 13-11)	
2001-02	
Arkansas 73, Western Mich. 69 (OT, UA 8-4) Miss. St. 85, Arkansas. 82 (OT, MSU 7-4)	
1999-2000	
Arkansas. 89, Missouri 88 (OT, UA 12-11)	
1998-99	
Arkansas 97, Okla. 93 (OT, UA 14-10) Arkansas. 74, Kentucky 69 (OT, UA 11-6)	
1997-98	
Georgia 86, Arkansas 81 (OT, UG 13-8) Vandy 85, Arkansas 80 (OT, VU 15-10) Arkansas 102, Bama 92 (OT, UA 18-6) Arkansas 77, Valparaiso 69 (OT, UA 17-9)	
1996-97	
Florida 79, Arkansas 66 (OT, UF 15-2) Arkansas. 85, SF Austin 76 (OT, UA 19-10)	
1995-96	
Arkansas 84, NW St. 83 (2 OT) (1st OT, 13-13; 2nd OT, UA 10-9) Bama 92, Arkansas 85 (OT, Ala. 14-7) Arkansas 73, Auburn 72 (OT, UA 8-7)	
1994-95	
Arkansas 73, Vandy 71 (OT, UA 8-6)	
1993-94	
OSU 93, Arkansas 90 (OT, OSU 9-6)	
1991-92	
Kent. 75, Arkansas 74 (OT, UK 10-9)	
1990-91	
Arkansas 83, Houston 77 (OT, UA 11-5)	
1989-90	
Arkansas 90, UCLA 80 (OT, UA 15-5) Arkansas. 76, Texas Tech 74 (OT, UA 11-9)	
1987-88	
Houston 97, Arkansas 89 (OT, UH 13-5)	
1986-87	
Arkansas. 69, TX Tech 65 (OT, UA 8-4) Houston 78, Arkansas 76 (OT, UH 7-5)	

1981-82	
Arkansas 75, Wash. 70 (OT, UA 14-9)	
1979-80	
Phillips 77, Arkansas 73 (No record of OT scores) Arkansas. 60, Pittsburg St. 59 (OT, UA 5-4)	

OVERTIME BESTS

Most OT Games in a Season: 4, 1997-98	
Most OT Periods in a Season: 4, 95-96 & 97-98	
Most Points: 18, vs. Alabama (1/11/98)	
Fewest Points: 2, vs. Fla. (2/2/97); at VU (1/29/09)	
Most Points Allowed: 18, vs Ole Miss [2nd OT] (2/4/07)	
Fewest Points Allowed: 4, vs. Tex. Tech (2/7/87); 3 vs. Florida (2 OT) (1/29/12)	

TOP ARKANSAS WINS

30 or more points

79	UA 108, Bartlesville 29 (1976-77)
----	-----------------------------------

Top neutral

72	UA 114, Tennessee St. 42 (1988-89)
68	UA 97, Cottey College 29 (1977-78)
65	UA 98, Texas Southern 35 (1995-96)

Top conference

61	UA 105, TCU 44 (1982-83)
57	UA 97, Southeastern La. 40 (2000-01) UA 95, S. Alabama 38 (1998-99)
54	UA 102, Murray St. 48 (1990-91)
53	UA 104, Southern Utah 51 (1990-91) UA 84, Alabama State 31 (1991-92)
52	UA 99, La.-Monroe 47 (2001-02) UA 103, Southern 51 (1986-87)
51	UA 110, Providence 59 (1998-99) UA 100, Western Illinois 49 (1996-97)

Last 50+

50	UA 90, Texas Southern 40 (2006-07)
	UA 109, TCU 59 (1985-86)
49	UA 115, Oral Roberts 66 (1986-87)

Top road

	UA 68, Bartlesville 19 (1976-77)
48	UA 85, Montana State 37 (2002-03)
	UA 98, Baylor 50 (1988-89)
47	UA 88, Evangel 41 (1981-82)

Last 40+ game

46	UA 99, Memphis 53 (2005-06) UA 83, Miss Valley 37 (2001-02)
45	UA 108, Baylor 63 (1990-91) UA 86, Texas Southern 41 (2011-12)
44	UA 102, North Texas (1992-93) UA 112, Detroit 62 (1989-90) UA 113, Oral Roberts 69 (1988-89)
43	UA 82, Jackson State 39 (1992-93) UA 93, Mississippi Valley 50 (1989-90) UA 94, SW Missouri 51 (1985-86)
42	UA 87, Princeton 45 (1999-2000)
41	UA 88, Furman 47 (2010-12) UA 101, Tulsa 60 (2000-01) UA 105, TCU 64 (1994-95)
40	UA 93, SMU 53 (1986-87)
39	UA 77, ULM 38 (2008-09)

	UA 84, Florida 45 (2002-03) Top SEC margin
	UA 87, Harvard 48 (2000-01)
	UA 94, TCU 55 (1986-87)
	UA 90, Oklahoma State 51 (1985-86)
	UA 96, Grambling State 57 (1984-85)
38	UA 75, SIUE 37 (2011-12) UA 77, Lipscomb 39 (2006-07) UA 84, UNO 46 (2005-06) UA 99, SMU 61 (1990-91) UA 81, Baylor 43 (1989-90)
37	UA 78, Hampton 41 (2002-03) UA 85, Memphis 48 (2001-02) UA 85, La.-Monroe 48 (1999-2000) UA 76, Wofford 39 (1996-97)

THE LAST TIME . . .

UA scored 110+ : 110, vs. Providence (11/16/98)
UA scored 100+ : 101, vs. Tulsa (1/5/01)
UA scored -50: 40, vs. LSU (3-2-12)
Opp. scored 100+ : 100, vs. UConn (11/13/98)
Opp. scored -50: 41, vs. LSU (3-2-12)
Opp. scored -40: 35, Miss State (1/26/12)
UA won in OT: 2/23/12, at Tennessee
UA played in OT: 2/23/12 (UA 72, UT 71)
UA shot 60%+ : 71.4% at Kansas (3/26/09)
UA shot -30%: 18.2%, vs. Tennessee (1/8/12)
Opp. shot 60%+ : 61.7% at Vanderbilt (1/4/07)
Opp. shot -30%: 23.8% at SIUE (3/8/12)
UA had 55+ reb.: 64 vs. Morgan State (12/19/11)
UA had -30 reb.: 27, vs. Ole Miss (31/12; SEC)
UA had 10+ 3pt: 10, Georgia (2/8/09)

	UA 105, Northwestern 68 (1990-91)
36	UA 96, Oral Roberts 60 (1982-93) UA 82, TCU 46 (1990-91) UA 109, Rice 73 (1988-89)

Last +30 game

35	UA 97, Portland State 62 (2006-07) UA 75, Nicholls State 40 (2005-06) UA 87, Loyola Marymount 52 (02-03) UA 94, UTPA 59 (1993-94) UA 98, Baylor 61 (1989-90)
34	UA 86, Centenary 52 (2004-05) UA 104, Ga. Southern 71 (1997-98) UA 90, Alcorn 56 (1996-97) UA 93, Pacific 59 (1996-97) UA 75, New Hampshire 41 (1994-95) UA 85, Oral Roberts 51 (1993-94) UA 88, Tulsa 54 (1984-85)
33	UA 102, North Texas 69 (1999-2000) UA 88, Kentucky 55 (1996-97) UA 94, Southern Utah (1996-97) UA 95, TCU 62 (1990-91) UA 94, TCU 61 (1985-86) UA 78, SW Missouri 45 (1983-84) UA 80, Arkansas St. 47 (1982-83)
32	UA 83, Princeton 51 (1995-96) UA 84, SMU 43 (1989-90) UA 112, California 80 (1985-86) UA 79, UM-Kansas City 47 (1984-85) UA 68, SW Missouri 36 (1979-80)
31	UA 81, Morgan State 50 (2011-12) UA 79, Texas-Arlington 48 (2001-02) UA 83, Texas Christian (1995-96) UA 105, Boston College 74 (1990-91) UA 85, Baylor 55 (1985-86) UA 82, Rice 51 (1983-84) UA 100, Murray State 69 (1982-83) UA 90, SW Louisiana 59 (1981-82) UA 66, SW Missouri 35 (1977-78)
30	UA 74, Texas Pan American 44 (2005-06) UA 97, St. Bonaventure 67 (1998-99)

TOP ARKANSAS LOSSES

35 or more points

54	La. Tech 82, UA 28 (1978-79)
49	Texas 110, UA 61 (1980-81)
46	LSU 91, UA 45 (2004-05) Tennessee 105, UA 59 (1991-92)
43	Tennessee 99, UA 55 (2007-08)
42	Texas 104, UA 62 (1984-85)
41	Alabama 102, UA 61 (1996-97)
40	Tennessee 77, UA 37 (2005-06)
40	La. Tech 74, UA 34 (1981-82)
39	Tennessee 83, UA 44 (2003-04)
39	Miss. College 86, UA 47 (78-79)
37	Texas 104, UA 67 (1988-89) Vanderbilt 98, UA 61 (2006-07) LSU 83, UA 46 (2007-08)
36	UConn 100, UA 64 (1998-99)
35	Vanderbilt 78, UA 43 (2004-05) Ole Miss 84, UA 46 (2001-02)

RAZORBACKS BY THE NUMBERS



Kristin Moore (02-06)
KEIRA PEAK (10-pres.)



Shanita Arnold (07-09)
KELSEY HATCHER (10-12)



Donna Wilson (86-88), Amy Wright (98-02), Dominique Washington (05-07), Jameisha Townsend (08-12), **KELSEY HATCHER** (13-pres.)



Kristin Peoples (03-06), **SARAH WATKINS** (09-pres.)



Bettye Fiscus (81-85)
RETIRED 1986



Tracy Eaton (92-94), Christy Smith (94-98), Kendra Roberts (06-08), Chrisstasia Walter (10)



Amber Nicholas (88-92), Kela Peterson (01-03), Kristina Andjelkovic (04-06), Amanda Westbrook (10-11), **CALLI BERNA** (11-pres.)



Sandy Scranton (79-80), Steph. Bloomer (91-95), Roxanne McCrory (95-97), Krystal Osborne (98), Kiesha Beard (00-03), Sherree Thompson (03-06), Ashley Daniels (09-12), **DOMINIQUE WILSON** (13-PRES.)



Leah Gordon (79-81), Tennille Adams (95-99), Julie Inman (09-12), **ANA-CARLOTA FAUSSURIER** (12-pres.)



Donna Buccella (78-79), Mary Lynn Ederington (77-78), Kelly Lipe (79-80), Sha Hopson (90-92), Debbie Olivas (92), Cara Wright (01-02), Danielle Allen (03-07), Kristen Gillespie (09-10), **ERIN GATLING** (10-pres.)



Joyce Underdown (76-77), Debbie Roe (77-79), Connie Fitzgerald (79-80), Wendy Schopp (80-81), Tracy Webb (83-87), Yolanda Dickson (90-94), Tiffany Wright (94-98), Allison Singleton (04-05), Skye Rees (09-10)



Joni Johnson (76-78), Brenda Alexander (81-82), DeAnn Henry (82-84), Dianna Harris (84-85), Tina Adams (85-86), Dianna Harris (86-87), Angie Gore (87-91), Taqueta Robertson (93-97), Wendi Willits (97-01), Shameka Christon (00-04)



Camille Yancey (76-78), Marsha Johnson (78-79), Kathy Caton (79-80), Cheryl Orcholski (80-84), Stephanie Brinlee (85-86), Juliet Jackson (86-90), Angela Davis (91-93), Robin Alpe (94-96), India Lewis (99-03), Rochelle Vaughn (03-06), **DOMINIQUE ROBINSON** (09-pres.)



Peggy Price (77-79), Tammy Siefkes (79-80), Jan Lookadoo (80-81), Doris Gaiser (81-85), Kim Grisham (85-86), Maria Kidd (86-87), Lisa Martin (87-89), Shea Henderson (90-94), Kamara Stancle (97-99), Dana Cherry (99-03), April Seggebruch (03-05), Melissa Hobbs (05-06), Tanisha Smith (06), C'eira Ricketts (09-12)



Heritage Player (76-77), Tami Scherm (77-78), Marsha Johnson (79-80), DeAnn Henry (80-82), Sherri Boeller (82-83), Valecia Fore (83-84), Brenda Rhodes (84-85), Lillian Valley (85-87), Carrie Parker (93-97), Melissa Hobbs (04-05), Donica Cosby (06), Hailey Nutt (07-08), Ashley McCray (08-09), Caroline Powell (09-10), **MIA MELTON** (13-pres.)



Marsha Lackey-Vining (76-78), Connie Fitzgerald (80-83), Sheila Burkes (83-87), Marla Goshien (89-90), Allyson Twiggs (90-95), Shameka Christon (00-01), Leslie Howard (05-07), Brittney Richardson (07-10), **QUISTELLE WILLIAMS** (09-10)



Jeanette Cowherd (76-78), Lita Stricklin (79-80), Cecilia Roark (80-81), Michele Mabry (88-89), Sally Moore (89-91), Lonniya Bragg (97-01), Rochelle Vaughn (02-03), Brittney Vaughn (04-08), **JOEY BAILEY** (11-pres.)



Sheila Burns (76-77), Patrice Gilenwater (79-81), Blair Savage (89-93), Debbie Olivas (93-95), Sytia Messer (95-99)

ARE YOU MISSING FROM OUR LISTS?

The records for the first three varsity teams at the University of Arkansas are not complete, but we believe we have identified all the modern-era Razorbacks. If you find a mistake in our letterwinner or all-time jersey listings, please contact us to let us know. Also, if you played basketball for Arkansas in the pre-varsity era -- prior to 1976 -- we are looking for your information. Please contact Jeri Thorpe in Media Relations at (479) 575-5037 or jthorpe@uark.edu.

BEHIND THE NUMBERS

1 jersey number has never been used at Arkansas by the women's basketball team: 0 or 00.

2 numbers are retired at Arkansas, both in the year following the end of the careers of the only players to wear those numbers in school history: #5 (Bettye Fiscus) and #50 (Delmonica DeHorney).

14 athletes have worn #22, 14 wore #23 and 12 wore #32.

17 players have worn two different numbers during their career. Kelsey Hatcher became the 17th player to change when she moved from 2 to 3. The others: Sarah Pfeifer (33 & 40), Melissa Hobbs (22 & 23), Rochelle Vaughn (21 & 25), Cara Wright (14 & 31), Shameka Christon (24 & 20), Celia Anderson (44 & 33), Debbie Roe (15 & 30), Debbie Olivas (14 & 30), Connie Fitzgerald (15 & 24), DeAnn Henry (20 & 23), Tammy Siefkes (22 & 32), Lita Stricklin (25 & 44), Tamara Mathis (33 & 52), Paula Phillips (42 & 52), Quistelle Williams (42 & 24) and Carol Ann Riggs (33 & 35). Interestingly, Pfeifer becomes the first player ever to switch back, going from 40 to 33 in 2007-08.

RAZORBACKS BY THE NUMBERS



Debra Cooper (76-77), Sherry Smith (77-78), Trisha Cooper (78-79), Mary Munsch (80-84), Cindy Daley (84-88), Coretta Chenault (88-90), Rochelle Masengill (91-95), Carla Rhodes (00-02), Cara Wright (02-03), Whitney Jones (05-08)



Tammy Thompson (76-77), Kathy Roland (77-78), Kathleen Caton (78-79), Lisa Harris (79-80), Tammy Siefkes (80-81), Dinah Dickerson (81-82), Debra Williams (82-86), Claudia Harris (86-87), Sue Pack (87-90), Kim Wilson (93-97), Christina Lawrence (04-05), Charity Ford (06-09)



Carol Ann Riggs (76-78), Monica Van Parys (78-82), Tamara Mathis (82-85), Lanell Dawson (85-87), Christi Willson (87-91), Karen Jones (94-98), Celia Anderson (98-01), Sarah Pfeifer (02-04, 07), Lyndsay Harris (09-12), **MELISSA WOLFF (13-pres.)**



Deanna Barnes (76-77), Kelly Johnson (92-96), Karyn Karlin (96-00), Ayana Brereton (05-08)



Celeste Holman (76-77), Betsy Broyles (77-78), Sharon Delph (78-79), Treva Christensen (94-99), Shanna Harmon (00-04)



Karen Osborne (76-77), Kim Bunge (79-83), Bronwyn Wynn (85-87), Faye Dickerson (87-88), Janet Moore (89-91), Chrysti Jordan (91-92), Carrie Satterfield (95-99), Sarah Pfeifer (06-07)



Alison Muldrew (90-92), Amber Hudson (93)



Joy Dillard (76-79), Paula Phillips (80-82), Anne Luostarinen (82-84), Tracey Hutchinson (84-86), Robyn Irwin (86-89), Michelle Thacker (90-94), **JHASMIN BOWEN (11-pres.)**



Shannon Jones (92-94)



Lita Stricklin (78-79), Erma Greer (81-85), Shelly Wallace (85-89), Celia Anderson (97-98), Lakisha Harper (99-03), Adrienne Bush (03-06), Lauren Ervin (06-08), **QUISTELLE WILLIAMS (09-10)**



Melanie Browder (77-78), Toya Marshall (93-96), Katrina Nesby (99-04), Yashira Delgado (10)



Delmonica DeHorney (87-91) **RETIRED 1992**



Amanda Holley (81-84)



Tamara Mathis (81-82), Paula Phillips (82-83), Monica Brown (83-87), Wendy Norwood (87-89), Deborah Crosby (89-91), Shaka Massey (95-97), Joy Oakley (98-02)



Anissa Booker (91-92)



Ashlea Williams (07-09)



Brandi Whitehead (97-00), Ruby Vaden (02-04)

RAZORBACK LETTERWINNERS

Adams, Karen, 77
 Adams, Tenille, 96, 97, 98, 99
 Alexander, Brenda, 81, 82
 Allen, Danielle, 04, 05, 06, 07
 Alpe, Robin, 95, 96
 Anderson, Celia, 98, 99, 00, 01
 Andjelkovic, Kristina, 05, 06
 Arnold, Shanita, 08, 09
 Attwood, Renee, 77
 Bailey, Joey, 12
 Barns, Deanna, 77
 Beard, Kiesha, 02
 Berna, Calli, 12
 Bloomer, Stephanie, 92, 93, 94, 95
 Boeller, Sherri, 83
 Bowen, Jhasmin, 12
 Bragg, Lonnaya, 98, 99, 00, 01
 Brereton, Ayana, 06, 07, 08, 09
 Browder, Melonie, 78
 Brown, Monica, 84, 85, 86, 87
 Broyles, Betsy, 78, 79
 Buccella, Donna, 79
 Bunge, Kim, 80, 81, 82, 83
 Burkes, Sheila, 84, 85, 86, 87
 Burns, Sheila, 78
 Bush, Adrienne, 04, 05, 06
 Caton, Kathy, 79, 80
 Chenault, Coretta, 89, 90
 Cherry, Dana, 00, 01, 02, 03
 Christensen, Treva, 95, 97, 98, 99
 Christon, Shameka, 01, 02, 03, 04
 Clark, George Anna, 80
 Cooper, Deborah, 77
 Cooper, Trisha, 79, 80
 Cosby, Donica, 07
 Cowherd, Jeanette, 77, 78
 Crosby, Deborah, 90, 91
 Daley, Cindy, 85, 86, 87, 88
 Daniels, Ashley, 09, 10, 11, 12
 Davis, Angela, 92, 93
 Dawson, Lanell, 86, 87
 DeHorney, Delmonica, 88, 89, 90, 91
 Delgado, Yashira, 11
 Dickerson, Dinah, 82
 Dickerson, Faye, 88, 89
 Dickson, Yolanda, 91, 92, 93, 94
 Dillard, Joy, 77, 78, 79
 Eaton, Tracy, 93, 94
 Ederington, Mary Lynn, 78
 Ervin, Lauren, 07, 08
 Fiscus, Bettye, 82, 83, 84, 85
 Fitzgerald, Connie, 80, 81, 82, 83
 Ford, Charity, 07, 08, 09, 10
 Fore, Valecia, 84
 Gaiser, Doris, 82, 83, 84, 85
 Gatlin, Erin, 11 (redshirt), 12
 Gillenwater, Patrice, 80, 81
 Gillespie, Kristen, 10 (redshirt)

THE FACE BEHIND THE RECORD



Sarah Pfeifer

Letters Won and Years Played

One of the most unique careers at Arkansas belonged to one of its most loyal players. Two season-ending injuries and an extension of her eligibility clock resulted in Pfeifer becoming the first player in school history to participate in six seasons and earn five varsity letters. She is also the only player to have played for three different coaches. Pfeifer may also have the title for most surgeries during a career -- five -- including three on her two shoulders. Along with her devotion to the team, she also earned her bachelor's and master's degrees and is the only player in SEC history to be named Scholar-Athlete of the Year twice. Note in this photo from her second sophomore season the tape work on her shooting arm which she utilized to avoid an in-season surgery.

Gordon, Leah, 80, 81
 Gore, Angie, 88, 89, 90, 91
 Goshien, Marla, 90
 Greer, Erma, 82, 83, 84, 85
 Grisham, Kim, 86
 Harmon, Shanna, 01, 02, 03, 04
 Harper, Lakishia, 00, 01, 02, 03
 Harris, Dianna, 85, 87
 Harris, Lisa, 80
 Harris, Lyndsay, 09, 10, 11, 12
 Hatcher, Kelsey, 11 (redshirt), 12
 Henderson, Shea, 91, 92, 93, 94
 Henry, DeAnn, 81, 82, 83
 Hobbs, Melissa, 05, 06
 Holley, Amanda, 82, 83, 84
 Holman, Celese, 77
 Hopson, Sha, 91
 Howard, L'Anna, 79
 Howard, Leslie, 06, 07
 Hudson, Amber, 93
 Hutchinson, Tracey, 85
 Irwin, Robyn, 87, 88, 89
 Inman, Julie, 09, 10 (thru Dec.), 11, 12
 Jackson, Juliet, 87, 88, 89, 90
 Johnson, Becky, 77
 Johnson, Kelly, 93, 94, 95, 96
 Johnson, Marsha, 79, 80
 Johnston, Joni, 77, 78
 Jones, Karen, 95, 96, 97, 98
 Jones, Shannon, 93, 94
 Jones, Whitney, 06, 07, 08, 09
 Jordan, Chrysti, 92
 Karlin, Karyn, 97, 98, 99, 00
 Keck, Pat, 77
 Lackey-Vining, Marsha, 77, 78
 Lewis, India, 00, 01, 02, 03
 Lipe, Kelly, 80
 Lookadoo, Jan, 81
 Luostarinen, Anne, 83, 84
 McCray, Ashley, 09, 10
 McCrory, Roxanne, 96, 97
 Marshall, Toya, 94

Martin, Lisa, 88, 89
 Mason, Kim, 77
 Masengill, Rochelle, 92, 93, 95
 Massey, Shaka, 96, 97
 Mathes, Kathy, 77
 Mathis, Tamara, 82, 83, 84, 85
 Messer, Sytia, 96, 97, 98, 99
 Moore, Janet, 90, 91
 Moore, Kristin, 03, 04, 05, 06
 Moore, Sally, 90, 91
 Muldrew, Alison, 91, 92
 Munsch, Mary, 81, 82, 83, 84
 Nesby, Katrina, 01, 02, 03, 04
 Nicholas, Amber, 89, 90, 91, 92
 Norwood, Wendy, 88
 Nutt, Hailey, 08
 Oakley, Joy, 99, 00, 01, 02
 Olivas, Debbie, 93, 94, 95
 Orcholski, Cheryl, 81, 82, 83, 84
 Osborn, Karen, 77
 Pack, Sue, 88, 89
 Parker, Carrie, 94, 95, 96, 97
 Peak, Keira, 11, 12
 Peoples, Kristin, 04, 05, 06
 Peterson, Kela, 02, 03
 Pfeifer, Sarah, 03, 04, 05, 07, 08
 Phillips, Paula, 82, 83
 Powell, Caroline, 10, 11
 Price, Peggy, 78, 79
 Rees, Skye, 10, 11
 Rhodes, Brenda, 85
 Rhodes, Carla, 01, 02
 Richardson, Brittney, 08, 09, 10, 11
 Ricketts, C'eira, 09, 10, 11, 12
 Riggs, Carol Ann, 77, 78
 Roark, Cecilia, 81
 Roberson, Taqueta, 94, 95, 96, 97
 Roberts, Kendra, 07, 08
 Robinson, Dominique, 10, 11 (rs), 12
 Roe, Debbie, 77, 78
 Rowland, Kathy, 78
 Satterfield, Carrie, 96, 97, 98, 99

Savage, Blair, 90, 91, 92, 93
 Scherm, Tamera, 78
 Schopp, Wendy, 81
 Scranton, Sandy, 79, 80
 Seggebruch, April, 04, 05
 Siefkes, Tammy, 80, 81
 Singleton, Allison, 05
 Smith, Christy, 95, 96, 97, 98
 Smith, Tanisha, 07
 Smith, Sherry, 78
 Stancle, Kamara, 98, 99
 Stricklin, Lita, 79, 80
 Thacker, Michelle, 91, 92, 93, 94
 Thompson, Sheree, 05, 06
 Thompson, Tami, 77
 Torrence, Carolyn, 77
 Townsend, Jamesha, 09, 10, 11, 12
 Twigg, Allyson, 92, 93, 94, 95
 Underdown, Joyce, 77
 Vaden, Ruby, 03, 04, 05
 Valley, Lillian, 86
 Van Parys, Monica, 79, 80, 81, 82
 Vaughn, Brittney, 05, 06, 07, 08
 Vaughn, Rochelle, 03, 04, 05, 06
 Wallace, Shelly, 86, 87, 88, 89
 Walter, Christstasia, 11
 Washington, Dominique, 06, 07
 Watkins, Sarah, 10, 11, 12
 Webb, Tracy, 84, 85, 86, 87
 Westbrook, Amanda, 11
 Whitehead, Brandi, 99, 00
 Williams, Ashlea, 08, 09, 10
 Williams, Debra, 83, 84, 85, 86
 Williams, Quistelle, 10, 11, 12
 Willits, Wendi, 98, 99, 00, 01
 Willson, Christi, 88, 90, 91
 Wilson, Donna, 88, 89
 Wilson, Kimberly, 94, 95, 96, 97
 Wright, Amy, 99, 00, 01, 02
 Wright, Cara, 02, 03
 Wright, Tiffany, 95, 96, 97, 98
 Wynn, Bronwyn, 86, 87
 Yancey, Camille, 77, 78

RAZORBACK LETTERWINNERS

STATE-BY-STATE

ALABAMA: (1)	Hoover (Lyndsay Harris)
ALASKA: (1)	Homer (DeAnn Henry)
ARKANSAS: (100)	See listing below
CALIFORNIA: (4)	Chula Vista (Jamesha Townsend [Bonita Vista]), Delano (Shelly Wallace), Lake Elsinore (Kela Peterson), Los Angeles (Lauren Ervin)
FLORIDA: (3)	Kissimmee (Yashira Delgado [West Oaks Academy]), Pensacola (Dominique Washington), Sanford (Ashley McCray [Seminole])
GEORGIA: (2)	Clyattville (Keira Peak), Powder Springs (Dominique Wilson)
INDIANA: (3)	East Chicago (Tennille Adams), West Lafayette (Christy Smith), Williamsburg (Amy Wright [Northeastern])
ILLINOIS: (3)	Chicago (Kristin Moore), Cissna Park (April Seggebruch), Libertyville (Mary Munsch)
KANSAS: (3)	Hutchinson (Tammy Siefkes), Overland Park (Christine Gillespie [Shawnee Mission South]), Wichita (Jhasmin Bowen)
KENTUCKY: (1)	Louisville (C'eira Ricketts [Fairdale])
LOUISIANA: (2)	Baton Rouge (Dominique Robinson [Capitol]), Natchitoches (Taqueta Robertson)
MICHIGAN: (1)	Grad rapids (Quistelle Williams [Ottawa Hills])
MISSISSIPPI: (4)	Booneville (Dianna Harris), Coldwater (Donica Cosby [Independence], Ashley Daniels [Coldwater])
	McComb (Sheree Thompson)
MISSOURI: (10)	Independence (Sue Pack), Joplin (Treva Christensen), Kansas City (Roxanne McCrory [Center], Tanisha Smith [Lincoln Prep]), Moundville (Leah Gordon), Purdy (Jeannette Cowherd), Risco (Claudia Harris), Salem (Leslie Howard), Springfield (Ashlea Williams), Sullivan (Christina Lawrence)
	Fruitland (Karyn Karlin)
NEW MEXICO: (1)	
OKLAHOMA: (16)	Bartlesville (Kim Bunge), Bethany (Amanda Holley), Coweta (Michelle Thacker), Elk City (Fay Dickerson), Eufaula (Marsha Lackey Vining), Fort Cobb (Wendi Willits), Inola (Kathleen Caton), Lawton (Coretta Chenault), Muskogee (Kamara Stangle), Norman (Shanna Harmon [North]), Oklahoma City (Toya Marshall [John Marshall]), Poteau (Delmonica DeHorney), Tulsa (Angie Gore [Jenks]), Sand Springs (Stephanie Brinlee [Page]), Woodward (Melissa Hobbs), Vian (Stephanie Bloomer)
	Columbus (Kristin Peoples), West Chester (Cara Wright [Lakota West])
OHIO: (2)	Germantown (Sarah Watkins [Houston]), Knoxville (Tracy Eaton), Memphis (Angela Davis)
TENNESSEE: (3)	Amarillo (Lakishia Harper [Palo Duro]), Angleton (Ayana Brereton), Arlington (Shaka Massey [Sam Houston], Charity Ford [Sequin]), Cayuga (Brandi Whitehead), Celina (Valecia Fore), Corpus Christi (Karen Jones), Duncanville (Alison Muldrew), El Paso (Debbie Olivas [Eastwood]), Fort Worth (Deborah Crosby), Gunter (Joey Bailey), Irving (Chrysti Jordan), Palestine (Donna Wilson), Piano (Rochelle Masengill [East], Rochelle Vaughn [West], Brittney Vaughn [West]), Houston (Yolanda Dickson, Kiesha Beard [Willowridge]), San Antonio (L'Anna Howard, Tiffany Wright [Southwest]), Tyler (Bronwyn Wynn [John Tyler])
WISCONSIN: (1)	Milwaukee (Cheryl Orcholski)
INTERNATIONAL (3)	SERBIA: Belgrade (Kristina Andjelkovic)
	FINLAND: Helsinki (Anne Luosarinen)
	AUSTRALIA: Drouin (Skye Rees [Victoria])
	-- First athlete from state to play for Arkansas

ARKANSAS CITIES AND TOWNS

8 Little Rock	(Joni Johnston [MSM], Patrice Gillenwater [MSM], Doris Gaiser [McClellan], Erma Greer [McClellan], Michelle Mabry [MSM], Celia Anderson [Hall], Kelsey Hatcher [CAC], Amanda Westbrook [Mt. St. Mary Academy])		
6 Fayetteville	(Betsy Broyles, Carol Ann Riggs, Connie Fitzgerald, Wendy Norwood, Hailey Nutt, Calli Berna)		
4 Fort Smith	(Redd Coleman [Northside], Allison Singleton [Southside], Kendra Roberts [N'side], Shanita Arnold [N'side])		
Hot Springs	(Cindy Daley, Sha Hopson, Joy Oakley, Shameka Christon)		
3 Mt. Home	(Kathy Rowland, Carrie Satterfield, Brittney Richardson)		
N. Little Rock	(Robyn Irwin [Sylvan Hills], Christi Willson [Northeast], Whitney Zachariasen [Central Arkansas. Christian])		
Pine Bluff	(Kelly Lipe, Juliet Jackson, Dana Cherry)		
2 Benton	(Trisha Cooper, Maria Kidd [Bauxite])	Huntsville	(Sherry Smith, Sheila Burkes)
Bryant	(Marla Goshein, Sally Moore)	Marvel	(Camille Yancy [Acad.], Stacey Walls [Parkview])
Carlisle	(Tami Scherm, Julie Inman)	Prairie Grove	(Tracey Hutchinson, Sarah Lundberg)
Conway	(Sharon Delph, Caroline Powell)	Springdale	(Tina Adams, Janet Moore)
Elkins	(Debbie Roe, Sandy Scranton)	Van Buren	(Marsha Johnson, Erin Gatling)
Gravette	(Wendy Schopp, Blair Savage)	West Helena	(Lillian Valley [Central], LaKendra Spates [Central])
Hampton	(Cecilia Roark, Kimberly Wilson)	West Memphis	(Melanie Browder, Katrina Nesby)
Harrison	(Georgia Clark, Danelle Allen)		
1 Arkadelphia (Lonniya Bragg), Batesville (Tracy Webb), Bentonville (Robin Alpe), Blytheville (Whitney Jones), Cabot (Melissa Wolff), Carlisle (Julie Inman), Cave City (Sheila Burns), Clarksville (Dinah Dickerson), Charleston (Carrie Parker), Damascus (Lanell Dawson), Danville (Tamara Mathis), Dardanelle (Kelly Johnson), Deer (Shanon Jones), Dermott (Joy Dillard), Eudora (Debra Williams), Gentry (Allyson Twiggs), Greenwood (Paula Phillips), Green Forest (Joyce Underdown), Gurdon (Lita Stricklin), Heber Springs (Brenda Alexander), Huntington (Donna Buccella), Judsonia (Lisa Martin), Newark (Amber Nicholas), Osceola (Ruby Vaden), Ozark (Sarah Pfeifer), Pea Ridge (Jan Lookadoo), Russellville (Adrienne Bush), Royal (Kim Grishman [Lake Hamilton]), Rogers (Pat Keck), Rudy (Lisa Harris), Salem (Brittney Richardson), Siloam Springs (India Lewis), Star City (Shea Henderson), Texarkana (Christstasia Walter [Arkansas]), Vilonia (Monica Van Parys [NLR]), Waldo (Syitia Messer), Warren (Mary Lynn Ederington), Wilmar (Brenda Rhodes), Wynne (Bettye Fiscus)			

TEAM CAPTAINS

Each coaching staff had different ways of selecting the team captains. Some chose before the start of the season, some changed during the year and others were voted on by the players after the end of the year.

SEASON	CAPTAINS
2011-12	Ashley Daniels, Lyndsay Harris
2010-11	Lyndsay Harris, C'eira Ricketts
2009-10	Charity Ford
2008-09	Ayana Brereton, Whitney Jones
2007-08	Brittney Vaughn, Lauren Ervin
2006-07	Brittney Vaughn, Sarah Pfeifer
2005-06	Rochelle Vaughn, Sarah Pfeifer
2004-05	April Seggebruch, Rochelle Vaughn, Sarah Pfeifer
2003-04	Rochelle Vaughn, Sarah Pfeifer
2002-03	India Lewis, Lakishia Harper, Shameka Christon
2001-02	Amy Wright, India Lewis, Lakishia Harper
2000-01	Wendi Willits, Amy Wright
1999-2000	Karyn Karlin, Brandi Whitehead
1998-99	Sytia Messer, Karyn Karlin, Treva Christensen
1997-98	Christy Smith, Sytia Messer, Karyn Karlin
1996-97	Kimberly Wilson, Christy Smith, Taqueta Roberson
1995-96	Kelly Johnson, Kimberly Wilson, Christy Smith
1994-95	Kelly Johnson, Debbie Olivas, Kimberly Wilson
1993-94	Shea Henderson, Michelle Thacker, Kelly Johnson
1992-93	Angela Davis, Blair Savage
1991-92	Amber Nicholas, Blair Savage
1990-91	Delmonica DeHorney, Angie Gore, Amber Nicholas
1989-90	Juliet Jackson
1988-89	Robyn Irwin, Shelly Wallace, Donna Wilson
1987-88	Cindy Daily, Shelly Wallace, Donna Wilson
1986-87	Tracy Webb, Monica Brown, Sheila Burkes, Bronwyn Wynn
1985-86	Tracy Webb, Sheila Burkes, Debra Williams
1984-85	Doris Gaiser, Bettye Fiscus
1983-84	Mary Munsch, Cheryl Orcholski, Amanda Holley
1982-83	Kim Bunge, Connie Fitzgerald
1981-82	Kim Bunge, Connie Fitzgerald, Monica Van Parys
1980-81	Kathy Caton, Tammy Siefkes, Lita Stricklin
1979-80	Kathy Caton, Tammy Siefkes
1977-78	Marsha Lackey-Vining, Carol Ann Riggs

(Our records before the NCAA era began -- 1982-83 -- are incomplete. Former Razorbacks are urged to contact the Athletic Media Relations Office [479-575-2751] with corrections and additions to this list of former captains.)

BASKETBALL HISTORY



These images represent some of the earliest evidence of women's basketball at the University of Arkansas. Above, the 1908 team photo was given to Women's Athletics during the 25th anniversary season. Below at left, women play at Smitty's Gym, the original basketball gym located on the main part of campus. The gym was the University Museum until the early 21st century. Below at right, the 1909 team loads up for a road trip, and was the "Champions of the South" according to newspaper clippings.



The Razorbacks host a Dial Classic Tournament in Barnhill Arena.



Fans are excited for an ABC game for the women's team.



Members of the Razorback women's team meet Secretariat.



The Razorbacks visit President Bill Clinton in the White House.



Members of the Razorback women's team at the state capital with the NWIT trophy in 1987.


BASKETBALL HISTORY

EARLY ORIGINS

Women's basketball has been a part of the fabric of the University of Arkansas for almost a century. Teams of female students took to outdoor courts and peach baskets just after the turn of the century. While the women waited until 1976 for the first varsity team to officially represent the University, these early photos show how the game captured what was then deemed "the fairer sex" in action.

THE FIRST TEAM

As the photo at right illustrates, almost since the turn of the century, women have banded together to play basketball at the University of Arkansas. In fact, yearbook references to women's basketball pre-date men's basketball at Arkansas. There are photographs of at least three teams of women's basketball players prior to 1910. From the 1930s until the late 1950s, some of the nation's best AAU players and teams came from the state of Arkansas. After years of "extramural" women's basketball in the late 1960s and early 1970s at the University, the first varsity Razorback basketball team took the court in Barnhill Arena in 1976-77. Under Coach Sharon Ogle, these Razorbacks established the winning tradition at Arkansas with a 10-6 season. Composed of walk-ons, the 1976-77 team was undefeated in Barnhill Arena (6-0) and set a school record for largest margin of victory that may never be broken—79 points—with a 108-29 win over Bartlesville Wesleyan. Three walk-ons received aid to become the first scholarship women at Arkansas: Camille Yancey of Marvel, Pat Keck from Rogers, and Carol Ann Riggs of Fayetteville.



IN THE BROYLES TRADITION

The next season, the University of Arkansas awarded its first women's athletic scholarship to a freshman recruit. A local basketball star at Fayetteville High, Betsy Broyles, became the first Razorback high school recruit, one of 10 women recruited during the 1977-78 season. Wearing No. 30 for Arkansas, Betsy, daughter of former athletic director Frank Broyles, had her playing career cut short by an injury, but she did letter two seasons at Arkansas.

ARKANSAS' FIRST SUPERSTAR

Wynne, Arkansas', Bettye Fiscus arrived at the University in 1981, and Razorback basketball was never the same. Fiscus set the University record for scoring—man or woman—at 2,073 as Arkansas' first All-American. While NBA star Todd Day finally broke Fiscus' scoring mark, she still holds almost all the women's basketball career scoring records. Her jersey—No. 5—was the first retired by the University, receiving that honor in 1986.



FIRST NATIONAL CHAMPIONS

A senior-laden Razorback club that had advanced to the NCAA Tournament in 1986 received the snub of the committee in 1987. Behind co-captain guard Tracy Webb, the 1986-87 team wrecked its vengeance on the National Women's Invitational Tournament, sweeping through the postseason tournament to bring home the first team

national title for a women's squad at Arkansas. Arkansas averaged over 100 points per game for the tournament, crushing California, 112-80, in the championship game.

"DIALING" FOR TROPHIES

Arkansas and the Dial Soap Women's Basketball Classic series had a long, distinguished history. The Dial Classics were the longest-running series in women's hoops. Arkansas had the unofficial distinction of winning more Dial trophies than any team starting in Minnesota. In fact, the Razorbacks played in eight different Dial tournaments in eight seasons, winning trophies in six. This past record combined with increasing promotions led to Arkansas receiving the right to host one of the coveted tournaments, bringing the Dial series to Fayetteville in 1991 (photo above) until the series was disbanded in 1997.



THE SHOTS HEARD 'ROUND THE WORLD

On Feb. 23, 1990, Arkansas ended the longest conference winning streak in NCAA history by defeating the Texas Lady Longhorns, 82-77. The win broke UT's 183-game streak against Southwest Conference foes, and cleared the way for the first non-Texas SWC women's basketball titlist. It also ended the nation's longest active home win streak at 47 games. Senior guard Juliet Jackson, who hit six free throws in the closing minute to clinch the game, summed it up best: "We messed up all their streaks." The next week junior center Delmonica DeHorney was named Sports Illustrated women's college basketball player of the week.

ONLY SWC WOMEN'S TROPHIES OUTSIDE THE LONE STAR STATE

Arkansas was the first team to beat Texas and the first team to win a share, then later an outright, Southwest Conference championship besides the Lady Longhorns. In 1991, Arkansas also ended the Lone Star state's dominance of the SWC tournament by defeating Texas Tech for the title. These three trophies—the 1990 and 1991 SWC Championship and 1991 SWC Classic—are the only women's basketball trophies in captivity outside the state of Texas.



BASKETBALL HISTORY

DELMONICA DEHORNEY, ALL-AMERICAN

While Delmonica DeHorney may have several notable seconds in her resume—second Razorback player to have her jersey (50) retired, second Razorback to play professional basketball, second all-time leading scorer (1,785)—she claims one of the most significant firsts: the first Kodak All-American at the University of Arkansas. DeHorney also is in the record books as the all-time leader in field goal percentage and blocked shots for a career. Her domination in the paint carried Arkansas to the 1990 NCAA West Regional Finals and to the 1991 NCAA Sweet 16. A two-time SWC Player of the Year, Delmonica is the only women's basketball player in SWC history to earn three conference honors. She was SWC Newcomer of the Year as a freshman. DeHorney was inducted into the UA Hall of Honor in 2000.



BARNHILL CROWDS TO REMEMBER

Beginning with the 1989-90 season, the Razorbacks declared W.A.R. (Women's Attendance Record) on a select opponent. The first two W.A.R.s were against Texas, and resulted in the two largest crowds at Barnhill for a women's basketball game. Upon entering the SEC, Arkansas had a Border W.A.R. with LSU. W.A.R. IV featured the 24th-ranked Kentucky Lady Kats. Arkansas' feared home crowd worked its Barnhill magic in the last three W.A.R.s. The last two years were particularly dramatic as the Razorback fans rallied Arkansas from halftime deficits.



AN ALL-AMERICAN BY EVERY MEASURE

No other point guard in Arkansas history had a career that can match Newark's Amber Nicholas. In her four years, she never missed a game, playing 117 consecutive games, and she set the record for the most consecutive games started: 87. Nicholas set the school record for career assists, and her steady hand guided Arkansas to the best record of any four year period in school history. Named the MVP of the 1991 SWC

Tournament, Nicholas also earned three Dial MVP awards in consecutive seasons. One of the most beloved Razorbacks, Nicholas also was a two-time selection to the highly prestigious CoSIDA Academic All-America team and received an NCAA Postgraduate Scholarship. She was inducted into the Hall of Honor in 2002.

THE NATION COMES TO FAYETTEVILLE

At the end of the 1993-94 season, the University of Arkansas Women's Athletics Department hosted the first major NCAA championship event held in the state of Arkansas. The 1994 NCAA Division I Women's Basketball Midwest Regional set marks for regional attendance and hospitality. A true community project, one of the highlights was a street party and battle of the bands on the downtown square called Fayetteville Friday Night for the two teams in Saturday's championship game. Louisiana Tech advanced from Fayetteville to the Final Four with upsets of No. 1-ranked Tennessee and Lisa Leslie's USC Trojans.

BASKETBALL HISTORY

DREAMS DO COME TRUE

On March 9, 1998, the Razorbacks wanted to get back into the NCAA Tournament. By March 27, 1998, they were in the NCAA Final Four, living the dream they had wished for years. Arkansas made NCAA Tournament history as the lowest seed -- #9 in the West -- to advance to the Final Four. They were the first unranked team in women's basketball history during the modern era to reach the Final Four. And, they were the lowest finishing team in conference play -- tied for sixth in the SEC -- to reach the Final Four. Arkansas did it all on the west coast, spending two whole weeks in the Bay Area.

Along the way, the Razorbacks beat three conference champions -- WAC, Pacific, Ivy and ACC -- and three ranked teams -- Hawai'i, Kansas and Duke -- to face conference rival Tennessee at Kansas City.

Arkansas played all four of its pre-Final Four games on late night TV, earning the nickname of Good Morning America's team. Every


member of the team contributed to the run, starting with a 24-point effort by Karyn Karlin in the opening round win over #20 Hawai'i, 76-70. Then it was freshman Wendi Willits' turn with a near-NCAA record six three-pointers to blow open Arkansas' second round contest with Harvard, 82-64. In the opening round games held at Stanford, Calif., Christy Smith had zero turnovers and 16 assists.

At the West Regionals in Oakland, junior Sytia Messer stepped to the front as Arkansas' leading scorer in both wins, earning herself the honor as the most outstanding player at the West Regional. Messer had 23 points as Arkansas used an impressive 54-point second half to dispatch Kansas, 79-63, in the Sweet 16. Fellow junior Treva Christensen announced herself with 14 points off the bench against Duke to earn all-tournament selection. Junior Tennille Adams was 6-of-9 with 14 off the bench including the go-ahead bucket in the closing minutes against Duke.

The defining moment belonged to Smith, as she calmly sank four free throws in the final seconds to send Arkansas to the Final Four for the first time with a 77-72 win over ACC champion Duke.

FIVE GAMES TO GLORY

When the 1999 season ended, Arkansas was 15-14 and 11th in the SEC. Leading scorer Karyn Karlin was out for the year with a torn ACL. Not the ending Cinderella hoped for after the Final Four. But Arkansas got a second chance with the WNIT, and by virtue of its sea-



son attendance was chosen to host the opener with SLC champion Northwestern State. Sophomore Lonniya Bragg, quiet most of the season, tore into NSU for a career-tying 22 points. Arena conflicts helped Arkansas host round two, and a late-season snowstorm led to the smallest crowd at Bud Walton for women's basketball (890). Those that braved the weather saw a sophomore class record 35 points as Okie Wendi Willits busted the Sooners in an overtime thriller, 97-93. The crowds began to pour back into Bud Walton, and Arkansas survived Rice, 76-70, in the quarterfinals thanks to 18 from Bragg. The WNIT picked Arkansas to host

again, and the crowd and the Razorbacks did not disappoint as 9,041 saw 5-11 Bragg rack up a career-high 23 against the 6-5 and 6-4 posts of MVC runner-up Drake in a 80-56 rout. It set the stage for a titanic showdown at Walton with Wisconsin. An all-time record 14,163 paid to see Arkansas win the title behind an inspired senior performance from Kamara Stancle with 15 points and 13 rebounds. The victory was marred by the sudden illness and death of Sytia Messer's mother on the eve of the game.


AMERICA'S BEST THREE-POINT SHOOTER

Wendi Willits shattered all of Arkansas' three-point records during the 1998-99 season. More impressive, the 5-8 Fort Cobb, Okla., sophomore came within a single trey of breaking a previously thought unbreakable SEC record -- Cornelia Gayden's single season mark. Willits finished with 104, shooting 35.7% from the arc. Ranking top five in the nation in both percentage and production, Willits was chosen by the Basketball Hall of Fame as its Ed Steitz Award winner. Her uniform, complete with her trademark headband, was displayed for the 1999-2000 season at the Basketball Hall of Fame in Springfield, Mass. Her senior year, she became the No. 2 three-point scorer in SEC history as well as the all-time leader at Arkansas. Willits closed her career at the ESPN College Three-Point Shooting Contest, where she reached the Final Four.



DROPPING DIMES FOR RECORDS

Point guard Amy Wright started the second century of Razorback basketball by shattering a once-thought-untouchable record of 186 assists



in a season set by Donna Wilson in 1989. Wright's 198 led Arkansas back into the NCAA Tournament second round in 2001, and left her in striking distance for her senior season of the all-time leader, Amber Nicholas Shirey. For her final season, Wright not only took the career record early on, but she broke her own season mark to become the first woman to go over 200 in a season with 205 and close her career with 717.

BASKETBALL HISTORY

SECOND TO ONE, BUT SECOND TO NONE

Hot Springs, Ark., native Shameka Christon finished her four-year career at Arkansas as the first woman to threaten the all-time scoring mark of Bettye Fiscus and ended up second all-time with 1,951 points. However, in many ways Christon was second to none in her Arkansas career with many firsts. Early in her career Christon became the first Razorback women's basketball player to represent the United States at the World Championships and the first to win a gold medal on the world stage. As a senior, she was the first



Razorback named *Associated Press* All-America with her selection to the third team, surpassing Christy Smith's four times on the AP team, but as an honorable mention. Christon also became the first voted SEC Player of the Year (both coaches and AP), making her the second Razorback to take player of the year (Delmonica DeHorney in the SWC days). She closed out her time in Fayetteville by becoming the first Razorback taken as a first-round draft pick of the WNBA, going fifth overall to the New York Liberty. Christon added another first as the first Razorback to make an all-pro team as she was on the WNBA's Rookie Team in 2004.



IT WAS THE BEST OF TIMES...

IT WAS THE WORST OF TIMES

Tom Collen returned as the head coach for the Arkansas women's basketball team in April 2007. Inheriting a team that had set the standard for best start to the first loss with a 15-1 run before setting the standard for futility with a 10-game losing streak, Collen had no expectations of another streak against a schedule including key road contests. After the first win in several years at Missouri, Arkansas came home to face Clemson -- the first ACC team in Walton Arena. Downing the Tigers, the Razorbacks faced the toughest test with NCAA participant Marquette in the finals of the Dartmouth tournament. Trailing by eight, Arkansas rallied for a two-point win. Riding a 14-game streak, the Razorbacks pummeled former SWC rival Texas Tech to close out the pre-conference schedule perfect. The 15-0 start broke the in-season winning streak of the 1990-91 SWC Championship team that set the school record for wins and percentage with a 28-4 finish. The 15 straight games also bested the 11-game run to close the 1998-99 and start the 1999-2000 season. Behind senior double-double averaging post player Lauren Ervin, Arkansas looked ready to vault its top 25 AP ranking back into the NCAA Tournament. Fate had different plans as Ervin tore her ACL in the SEC opener, ending her career as the second all-time double-double points-rebound player. The Razorbacks suffered several other injuries and stumbled to a 2-13 close.

HISTORIC CHANGES

On Jan. 1, 2008, the University of Arkansas brought together the men's and women's athletic departments. Starting with the new fiscal year in July 1, 2008, the women's sports teams dropped the usage of "Lady" and "Lady'Back" nicknames.

MORE CHANGES

The Razorbacks returned to the NCAA Tournament reaching the second round before elimination in 2011-12. The team that bumped them? New SEC member Texas A&M. Arkansas and the 12-member SEC began preparation for the addition of the Aggies and Missouri moving the SEC to 14 teams for the 2012-13 season.



A total team effort. Christy Smith fulfills the dream of every little girl -- she must make the free throws to send Arkansas to the Final Four. Smith does not get to the line without Tennille Adams' offensive stick-back to put Arkansas ahead. Treva Christensen and Sytia Messer solidify their picks as All-West and West Region MVP. The game gives rise to two of the greatest moments in women's basketball history. The first came before the game. After a silent ride through the Oakland twilight, Gary Blair rose as the team bus halted. "Don't get off the bus if you don't expect to win," he said, then turned and left the bus. The second came after as Smith and Stancle fell to the floor at the end of the game. ESPN commentator Beth Mowens declared, "Do you believe in miracles?"



Texas coach Jody Conradt appears smug as Arkansas' Janel Jackson exits Friday after the Lady Razorbacks snapped UT's 183-game winning streak against Southwest Conference opponents with an 82-77 victory in Austin. Jackson made six free throws down the stretch to seal the victory.

Arkansas snaps UT women's streak

Principal Photo: Steve Roberts

ALBUQUERQUE — The streak is over.

■ Box score, standings **12B**

■ 50-52 decision in Texas A&M on Jan. 23, 1978.

AP Wirephoto. Photos from Texas A&M on Jan. 23, 1978.

The clipping above from the *Dallas Morning News* says it all. Senior Juliet Jackson's clutch free throws ice the first loss by UT to a SWC member -- 183 consecutive games. Delmonica DeHorney led Arkansas with 26 points, eight boards and four blocks. Jackson had 19 points and seven assists, and of course, was 7-of-8 at the line -- 4-of-4 in the closing minute. DeHorney was national player of the week after the game, but those that were there will tell you the best part was seeing The Drum bathed in white -- not victory burnt orange -- lights.

January 19, 2003
The largest regular season crowd in school history (11,486) and ESPN watched as Arkansas won the first top 10 vs. top 10 game in school history. Arkansas' "Big Three" of Shameka Christon (25 points, 7 boards), India Lewis (19 points) and Dana Cherry (13 points, 12 rebounds) were joined with SEC all-freshman Ruby Vaden (13 points, 7 boards) as the Razorbacks dominated the second-ranked Tigers. LSU threatened late, but the comeback only served to add to the instant classic status of the game. Along with mark the best start in SEC play to date, LSU became the highest ranked team to lose to Arkansas.



Sarah Watkins hit a layup with eight seconds on the clock forcing overtime with the game tied at 62, and Lyndsay Harris hit two in overtime giving Arkansas a 72-71 win in overtime over No. 9/11 Tennessee in Knoxville, Tenn. The Razorbacks hit the final four points and held Tennessee scoreless late for the win. Harris paced Arkansas with 20 points and Watkins had 18. Senior C'eira Ricketts added 16 in the win. Arkansas' first half effort was fantastic and they played themselves to a 31-26 lead at the break. Harris had 11 points to lead all scorers in the first 20 minutes but Arkansas' aggressive play racked up nine fouls. The Razorbacks shot 57.9 percent in the first half hitting 11-of-19 shots and the Razorbacks did a good job defensively, holding Tennessee to 9-for-20 from the floor and forcing 10 Lady Vol turnovers. Tennessee came out much more aggressive defensively in the second half and outscored Arkansas 36-31 in the second half but Watkins layup allowed Arkansas to hold on to the tie and force the extra period. The Razorbacks finished the game hitting 25-for-50 from the floor and eight three pointers.

Considered for years one of the top 10 upsets in NCAA women's tournament history, Arkansas goes to Athens, Ga., to stun the Lady Bulldogs behind 30 points from Juliet Jackson. Georgia's strategy was to shut down Delmonica DeHorney and Blair Savage inside and isolate Amber Nicholas outside. They dared Jackson to beat them, and she did by raining down 12-of-19 from the perimeter.

Don't try to tell the WNIT record crowd of 14,163 fans at Walton Arena that this was the game for 65th in the country. The back-and-forth battle with the Badgers was befitting any championship. Seniors Kamara Stancle and sophomore Wendi Willits score 15 each as the team wins one for Sytia Messer's mom who passed away 24 hours before the game.

The Razorbacks make national headlines with their first-ever win over Tennessee. Sytia Messer holds Chamique Holdsclaw to a single field goal and only 7 points while Christy Smith and Kimberly Wilson go off for 21 points each. Wilson jumped on UT early, hitting her first three treys and giving Arkansas a 19-11 advantage. Defense was the difference as four turnovers keyed a 13-0 run for Arkansas, capped by a three-pointer by Sytia Messer for a 48-36 lead. Tennessee did not go away, rallying to within a point, 76-75, with :56 to play. The Lady Vols had one last chance to win the game, but missed an inside shot. Karen Jones pulled down the rebound of her life and was fouled by Tennessee. Jones' free throw in the final seconds gave Arkansas its final margin of victory.



A combination entry because they are the first time that Arkansas defeated consecutive top 10 teams at Fayetteville, and because of the circumstances around the games. The Razorbacks stumbled at USC only three weeks earlier, 91-66, and thanks to some humbling early games were 1-6 to open SEC play. Not only did Arkansas turn the season around, it did it in convincing fashion. Forcing 26 turnovers, India Lewis and Dana Cherry had 17 each as UA meted out its worst beating of a ranked team during the regular season on USC. Four days later, Shameka Christon poured in 21 to lead Arkansas past Vanderbilt as the Razorbacks controlled the game start to finish.

The Texas win that wasn't. Arkansas scrapped with the top team in the nation, and got the opportunity of a lifetime with the ball and the clock running out at Barnhill Arena. Senior Amanda Holley's baseline jumper hangs in the air, hits the bucket, rolls around the rim and falls out as the horn sounds. The Razorbacks will have three more close calls with their arch-rivals, but a basketball generation will pass before Texas falls in 1990.



Perhaps the most exciting overtime game in Arkansas history, the Razorbacks come back from a 10-point deficit late in the game to tie the contest and send it into overtime. Led by All-America candidate Rehema Stephens, UCLA had five players in double figures but the Bruins ran out of gas in the extra five minutes as Amber Nicholas (22 points) and Blair Savage (21 points) lead a 15-5 overtime run. Not only a memorable game, it was the first-ever win by Arkansas in the NCAA tournament and the first-ever NCAA tournament game hosted by Arkansas.

The Cinderella story comes to life as Arkansas holds All-American Lynn Pride of Kansas scoreless to rally from a 32-28 halftime deficit. Sytia Messer leads the charge with a 17-point second half effort as Arkansas dominates KU, 51-31, in the final 20 minutes. After shooting only 36% in the first half, UA blisters the jayhawks for 63% in the second.

THE 30 GREATEST GAMES

#11 -- #6 TEXAS 101, ARKANSAS 99

March 11, 1989

Quite simply, Southwest Conference fans say this may be the greatest championship game ever played -- men or women -- at the SWC Classic. The first-ever women's basketball game at Reunion Arena did not disappoint as the two teams produced near-flawless games. Each committed a season-low eight turnovers, and the 200 points scored were school records for combined score for both. Trailing 51-46 at half-time, Arkansas responded with 52.8% from the field led by a career game by Lisa Martin with 31 points. Four of Arkansas' starters were in double digits as Shelly Wallace added 20 points and 15 boards. Clarissa Davis saved the day with 36 for Texas.

#12 -- ARKANSAS 78, #10 FLORIDA 69

March 2, 2001

Arkansas rode a 10-game losing streak to the Gators into the second round of the SEC Tournament, but freshman Shameka Christon had 22 points, 11 rebounds and four stitches as the LadyBucks jumped on Florida early. Arkansas led by as many as 20 before Christon departed the game with a busted lip. She returned, but not before Florida closed to within seven. Behind 22 from Wendi Willits and 10 from Lonniya Bragg, Arkansas went on a 7-0 run late to advance to the SEC Tournament semifinals for the first time in school history.



#13 -- #18 ARKANSAS 73, #8 VANDERBILT 71 (OT)

February 19, 1995

Kelly Johnson said she had never hit a game-winner at the buzzer in her life. She didn't get the chance to do so again in her career, but when Christy Smith laced the pass down low to Johnson, she buried the 15-foot baseline jumper as time expired to give Arkansas its first-ever win over Vandy. The photo, above, of Johnson's shot has become one of the most requested classic images in women's basketball history.

#14 -- ARKANSAS 80, MISSISSIPPI STATE 73

March 4, 2005

Midway through the first half of Arkansas' opening game at the SEC Tournament, Susie Gardner's team looked headed for a blowout trailing by 17 points with 4:01 left in the first. Trimming the deficit to 11 at half, Arkansas held MSU scoreless almost four minutes to start the second and soon pulled within striking distance. A trio of sophomores led by Sarah Pfeifer were in double-digits to give Arkansas an eight-point lead with just under four minutes to play, a 25-point swing from the same point in the first half.

#15 -- ARKANSAS 66, #23 SMSU 63

December 29, 1993

There are few things better than beating a rival, and even better when it comes unexpectedly. First-year head coach Gary Blair drew up the play for his freshman three-point sharpshooter Kimberly Wilson. With seconds left, Wilson calmly stroked the winning shot, breaking an unprecedented two-year losing streak to SMS. Wilson became the Bear stalker, posting a 4-0 career mark with SMS.

#15 -- CALIF. 66, ARKANSAS 62

March 21, 1982

Arkansas' first appearance at a national tournament almost became its first win. The host Golden Bears hold off a pesky Arkansas team in the opening round of the 1982 AIAW Championships. Tied 29-29 at halftime, turnovers and fouls are the undoing of Arkansas. The Razorbacks had 31 turnovers -- 11 more than Cal -- and leading scorer Bettye Fiscus fouls out with 17 points. Kim Bunge also has 17 points, but with four fouls.

#17 -- ARKANSAS 73, OLE MISS 72

January 2, 1993

The first major victory in the SEC as the former SWC Champion defeats the defending SEC Champion Lady Rebels. As the photo at right shows, Shea Henderson is the star of the day as the Star City guard drives down the lane in the closing seconds to hit the game winner.

#18 -- ARKANSAS 97, OU 93 (OT)

March 14, 1999

Fort Cobb, Okla., product Wendi Willits takes over the Border War between UA and OU. The second round Women's NIT match-up is a toe-to-toe physical battle. In the midst of a record-setting season of three-point shooting, Willits scores a career-high 35 points to lead Arkansas into the quarterfinals.

#19 -- #6 VANDERBILT 81, ARKANSAS 78

March 9, 2002

Shameka Christon had the greatest game at the University of Arkansas in over a generation, but her 40 points in 37 minutes played was not enough to overcome Vanderbilt at the Gaylord Entertainment Center in Nashville for the SEC Tournament semifinals. At the start of the second half, it looked like there wouldn't be much drama as Vandy extended its 44-26 halftime lead to 22-points, 52-30, with 17 minutes left. Then Christon took over, scoring a school record 28 points for a half. Arkansas cut the lead to one, 79-78, with 22 seconds left. Missed VU throws gave Arkansas the last shot, but with nine seconds to play Christon was called for a charge that allowed Vandy to shoot free throws for the final score.



#20 -- ARKANSAS 52, #20 VANDERBILT 51 (OT)

January 8, 2006

Another Commodore OT heartache, but this one came in one of the most dramatic fashions as sophomore Brittney Vaughn sank the longest buzzer-beating shot in Walton Arena history to send this contest into OT. One of only three known end of the period half-court shots, Vaughn's 47-footer is the only one to close regulation. Vaughn was scoreless for 39:30, but her driving reverse layup trimmed the Vandy lead to three, 46-43, to set the stage for her game-tying heave. The night proved "vaughn-derful" as her sister Rochelle scored a career-high tying 22 points, including a pair of free throws with 13 seconds left in the overtime period to ice the victory for Arkansas.

#21 -- ARKANSAS 82, #17 PSU 78

January 9, 1999

In its first appearance on CBS, Arkansas does not disappoint. Karyn Karlin dominated the Lady Lions in the paint, scoring 18 points almost at will as Arkansas built a 15-point lead with eight minutes to play. Penn State rallied, and with two minutes left led by two points. Wendi Willits to the rescue with a 21-footer to put Arkansas back up by one, then a steal on the ensuing PSU possession that lead to a pair of free throws. The 5-0 Willits run put Arkansas up by three with 50 seconds to play.

#22 -- ARKANSAS 45, #24 KENTUCKY 43

January 23, 1993

Undoubtedly the quirkiest win in Arkansas history. The Wildcats were returning to the top 25 for the first time in years, but the Razorbacks made sure the stay was short. It was an improbable win as Arkansas rode a five-game losing streak and was in jeopardy of losing three straight at home for the first time in school history. Defense was the key as Arkansas not only got the win, but did it in record-setting fashion. This was only the second game in Arkansas history in which no one was in double figures, and remains the only time Arkansas has won without a double-digit scorer. Shea Henderson led the team with nine points. Barnhill Arena and one of the Women's Athletics Department's W.A.R. (women's attendance record) promotions share credit for the win. At 5,391, it ranked as the fourth largest crowd to watch the Razorbacks in Barnhill Arena.



#23 -- ARKANSAS 71, #16 GEORGIA 63

February 8, 2004

Arkansas rode a three-game home losing streak for only the second time in school history into an ESPN game with #16 Georgia, but Susie Gardner continued her coaching mojo against her alma mater as the Razorbacks controlled the close game from start to finish. With only eight players on the bench due to injuries, UA was led by Shameka Christon with 28 points, a double-double from Rochelle Vaughn with 11 points and 12 assists and a near-double of 14 points and 9 rebounds from Kristin Moore.

THE 30 GREATEST GAMES

#24 -- ARKANSAS 59, ALABAMA 58

February 2, 2003

India Lewis was known for her three-point shooting, but in her career at Arkansas she had not hit a game-winner until this afternoon in Tuscaloosa. Arkansas struggled most of the game, no player more than Lewis who entered the final seconds 0-for-7 from the field. Down by two, Lewis took the ball to her right, feinted a drive then stepped back for a fall-away 22-footer as the horn sounded. The win proved a turning point for the conference season, ending a three-game losing streak.



#25 -- ARKANSAS 61, SMSU 60

December 10, 1994

For the second straight year, Arkansas knocks off top 25 SMSU, but this time it's in the Bears' den before 7,490. While Kimberly Wilson led with 19, it was Stephanie Bloomer who was the heroine. Bloomer hit a pair of free throws with 16.5 seconds to play for the win. The 6-3 post had 16 points and 13 rebounds in the game. Arkansas trailed by 10 early, and got its first lead with 2:22 left off a driving layup by Allyson Twiggs.

#26 -- ARKANSAS 79, OKLAHOMA STATE 70

February 16, 1982

Coach Matilda Willis called it her "Champagne Game" in the pregame press, but Oklahoma State was not so willing to give up Arkansas' first-ever 20-win season easily. It looked easy with a 43-29 lead at half, but the Cowgirls cut the spread to three, 69-66, with 3:17 to play. In turn, Bettye Fiscus, Connie Fitzgerald and Erma Greer stepped up with key buckets to pull away from OSU. For the game, Fiscus had 27, followed by Kim Bunge with 14 and Amanda Holley with 12 points and 10 rebounds.



#27 -- ARKANSAS 68, KSU 53


January 2, 1982

The first win for Arkansas over a top 20 ranked team. Bettye Fiscus and Amanda Holley turn in double-double games -- Fiscus an amazing 20 points with 18 rebounds and Holley 12 points with 11 rebounds. Cheryl Orcholski shares top scoring honors with 20 points of her own.

#28 -- ARKANSAS 77, #25 ALABAMA 73

February 18, 1999

Arkansas had its Senior Day one game too late but the Razorbacks scored their first win ever at Coleman Coliseum with a 77-73 upset of 25th-ranked Alabama. Senior Sytia Messer scored a season high 21 points and senior Tennille Adams came off the bench for her second career double-double with 11 points and 10 rebounds. Alabama led by eight at halftime, but the lead wasn't enough to hold off Arkansas. The Razorbacks outscored Bama, 45-33, in the second half. Alabama crept back to within one, but freshman Amy Wright responded with a three-pointer to make it a four-point bulge, 71-67.



#29 -- #14 ARKANSAS 76, #20 TEXAS 61

January 8, 1991

The rematch with Texas is more bust than dust-up as Delmonica DeHorney dominates the lane again and Amber Nicholas pours in the assists and outside shots. Arkansas controlled the game from tip to final horn. The win proves the victory previous year at Austin was not a fluke, and with Arkansas headed out of the SWC, this proves to be the only win over Texas at Barnhill Arena in school history. It results in the largest crowd at Barnhill Arena for a women's basketball game -- 6,819 fans. When Bud Walton Arena opens, this figure is eclipsed by the growth of women's basketball popularity thanks to the SEC.



#30 -- ARKANSAS 83, #11 IOWA 57

November 23, 1997

The Reebok Classic at the Fleet Center in Boston, Mass., was the scene of a mugging as Arkansas shredded the 11th-ranked Hawkeyes. Kamara Stancle scored 21 points in only her second game at Arkansas after transferring from Connors State JC. The Razorbacks defense forced 22 turnovers as Arkansas out-rebounded the much taller Hawkeyes, 39-22. Tennille Adams picked up her first double-double of her career with 13 points and 11 rebounds. Leading 38-29 at half, the Razorbacks crushed Iowa with a 13-0 run early in the second half and held the Hawkeyes scoreless for 4:43.

HALL OF HONOR - BETTYE FISCUS

The first of the true greats in Razorback history, Bettye Fiscus set the definition by which all other Arkansas women's basketball players are judged.

In a career of firsts, Fiscus received perhaps her final and most unique honor in 1994 when she became the first female athlete inducted into the University of Arkansas Sports Hall of Honor.

Fiscus was the first player to score over 1,000 points in a career, and broke the school record in only two seasons. She went on to become the only women's basketball player over 2,000 points, and until Razorback All-American and NBA standout Todd Day in the early 1990s, Fiscus was the university's all-time leading scorer.

Also one in a long line of Arkansas prep legends to play for the Razorbacks, she led her hometown of Wynne, Ark., to the AAA state title and was named player of the year by the Arkansas Democrat.

Her jersey number -- No. 5 -- was the

first to be retired by the University of Arkansas -- male or female -- and hangs in the Razorback trophy case, as well as in Barnhill Arena.

Even though her career ended in 1985, she still holds seven Arkansas overall individual records including total points, career scoring average, field goals and free throws and seven class records. When she completed her career, she not only was the all-time leading scorer, but the leader in rebounds as well with 785.

Adding to her career honors, she was inducted into the Arkansas Sports Hall of Fame in 2006.

She is married to former Arkansas men's basketball assistant, James Dickey.

IT'S NOT ALL ABOUT SCORING

While her career rebound mark of 785 did not last more than three years, Bettye remains No. 2 on the career rebound list and the top guard-wing rebounder. Notable Razorbacks below Bettye in boards: Kodak All-American Delmonica DeHorney and SEC Player of the Year Shameka Christon


Bettye Fiscus was Arkansas' first all-conference player, earning first-team all-SWC in 1982. She was a three-time all-SWC selection in her career, two-time all-SWC tournament and was selected to the SWC All-Decade Team

BETTYE DICKEY TODAY

Bettye Dickey remains a part of the great history of the Razorback program. She was the first player in university history to have her jersey retired in 1986.

To celebrate the end of the Barnhill Arena era and the opening of Bud Walton Arena, the Women's Athletics Department issued commemorative tickets for the first women's game in the new facility. Each ticket had the image of one of the four career leaders, and a special banquet was held to celebrate "A Moment in Time." Bettye was joined at the banquet by Amber Nicholas Shirey (UA's then assist leader) and Shelly Wallace, the only woman to break Bettye's mark for rebounds.

As a part of the 30th anniversary season of Razorback basketball, the University chose Bettye as its Southeastern Conference Great to be honored at the 2006 SEC Women's Basketball Tournament in North Little Rock.



Records held by Fiscus

Two decades later, Bettye Fiscus remains Arkansas' all-time scoring leader with 2,073 points, but the original star of the program still holds another seven individual records and seven class records.

CAREER

Points, career: 2,073
Scoring average, career: 18.5 ppg
Field goals, career: 794
Free throw attempts, career: 622
Free throw attempts, season: 229
Free throws, career: 485
Free throws, season: 183

CLASS RECORDS

Freshman pts., season (655) & game (37)
Freshman rebs, season (282) & game (18)
Freshman scoring ave.: 18.7
Freshman rebound ave.: 8.1
Sophomore rebound ave. (shared): 7.3

She also holds two records for SWC games only, career scoring average and season field goals.

BETTYE FISCUS' CAREER STATS

YEAR	GP-GS	FG-FGA	PCT.	3P-3PA	PCT.	FT-FTA	PCT.	REB	RPG	PF-DQ	A	TO	BK	ST	PTS	PPG
81-82	35-35	236-486	.486	n/a	—	183-229	.799	282	8.1	76-2	34	85	11	76	655	18.7
82-83	26-25	181-370	.489	n/a	—	114-151	.755	189	7.3	56-1	42	68	7	57	476	18.3
83-84	23-22	158-296	.534	n/a	—	72-94	.766	137	6.0	45-1	29	49	0	27	388	16.9
84-85	28-28	219-439	.500	n/a	—	116-148	.784	177	6.3	45-0	38	50	1	45	554	19.8
TOTAL	112-110	794-1591	.499	n/a	—	485-622	.780	785	7.0	222-4	143	252	19	205	2073	18.5

Perhaps the most notable aspect of Bettye Fiscus' career -- it came before the advent of the three-point shot.

HALL OF HONOR - DELMONICA DeHORNEY-HAWKINS

Delmonica DeHorney Hawkins became the second Razorback basketball player and the fourth overall inductee to the Arkansas Hall of Honor in September 2000. The first Kodak All-American at the University of Arkansas, DeHorney set the standard by which all future post players will be judged. The only player in Southwest Conference history to receive three player of the year honors during her career, DeHorney led Arkansas to its peak of domination of the SWC and onto the national stage as a top 10 team.

DeHorney exhibited her promise her first season at Arkansas, earning SWC Newcomer of the Year honors. Her sophomore season was limited due to injuries, but the 6-4 Poteau, Okla., product came back stronger than ever as a junior.

It was during the 1989-90 season that DeHorney and Arkansas became household words in the sports world. Leading Arkansas and the SWC in scoring and field goal percentage, DeHorney paced the Razorbacks to the first win over Texas by a conference opponent. The win at Texas broke a 183-game streak and the UT strangle-hold

on the conference title. As the SWC co-champions, Arkansas was selected for the NCAA tournament. DeHorney stepped up her game, earning All-NCAA West Regional team honors for her back-to-back 30-point games at the Stanford-hosted tournament. Arkansas reached the Elite Eight with DeHorney leading the way.

For her efforts, DeHorney was voted the SWC Player of the Year in 1990 as well as one of the 10 players selected by the WBCA for the Kodak All-America team.

As a senior, DeHorney proved herself again. Repeating as SWC Player of the Year, she led Arkansas to an undisputed SWC crown with a pair of wins over Texas and a 15-1 conference mark. Arkansas added the 1991 SWC Classic trophy to its collection to become the first team besides UT to win the postseason conference tournament. Ranked as high as 8th in the nation, Arkansas received a first-round bye in the 1991 NCAA Tournament, but was upset in the Sweet 16 by Lamar.



ONE OF A KIND

In the storied history of the Southwest Conference, only one woman was voted by the league coaches to a player of the year honor three times in a career. Delmonica DeHorney was the SWC Newcomer of the Year as a freshman in 1988. An injury limited her playing time as a sophomore, but she returned full force as a junior and a senior to lead the league in scoring and earn the 1990 and 1991 SWC Player of the Year award. The first player twice voted first team all-conference, DeHorney was chosen SWC Player of the Week three times and all-tournament once. Her career was remembered years later as she was the only women's basketball player voted to the five-player first-team of the SWC All-Decade Team.

One of Delmonica's three blocks that were key to Arkansas' snapping the Texas 183-game win streak in SWC games in 1990.



DELMONICA HAWKINS TODAY

Married to Jackson Hawkins and the mother of two, Delmonica lives in Baltimore, Md., and works as a juvenile probation officer. Immediately after her playing career at Arkansas, she spent a season in Japan in professional basketball, then a brief time in France. She returned to Fayetteville for the retirement of her jersey, only the second in school history, before settling with her family in Baltimore.

DeHorney-Hawkins joined the Razorback women at the 2011 SEC Championship where she was honored as an SEC Great.



Records held by DeHorney

The post against all others are measured in Arkansas Razorback women's basketball history, Delmonica was one of the most accurate scorers in school history and the key to Arkansas leading the nation in field goal percentage during the 1990-91 season.

CAREER

Blocked shots, career: 235
Blocked shots, season: 83
Field goal %, career: 60.9%
Field goal %, season: 63.2%

CLASS RECORDS

Junior points, season (581) & game (39)
Freshman (7) and senior (6) blocked shots
Junior scoring average: 20.0 ppg
Junior season blocked shots: 83
Senior season blocked shots: 70

She also holds the record for career scoring in SWC games only along with another 10 SWC game records.

DELMONICA DEHORNEY'S CAREER STATS

YEAR	GP-GS	FG-FGA	PCT.	3P-3PA	PCT.	FT-FTA	PCT.	REB	RPG	PF-DQ	A	TO	BK	ST	PTS	PPG
87-88	28-22	146-243	.601	0-0	—	117-170	.688	167	6.0	98-9	6	50	54	30	409	14.6
88-89	26-4	75-145	.517	0-0	—	62-88	.705	94	3.6	78-4	14	28	28	4	212	8.2
89-90	29-28	219-349	.628	0-0	—	143-213	.671	203	7.0	97-7	24	57	83	21	581	20.0
90-91	32-32	227-359	.632	0-0	—	129-177	.729	177	5.5	77-2	13	72	70	31	583	18.2
TOTAL	115-86	667-1096	.609	0-0	—	451-648	.696	641	5.6	350-22	57	207	235	86	1785	15.5

HALL OF HONOR - AMBER NICHOLAS

While others may have better statistics, arguably no other Razorback has had the impact upon the Arkansas women's basketball program as Amber Nicholas Shirey. An All-SWC and Academic All-America player in the late 1980s and early 1990s, she is the first former women's player to become a full-time coaching staff member at Arkansas. As a result, she played a critical hand in recruiting and coaching the athletes who replaced her in the record books.

It seems fitting that the player to hold the Arkansas record for assists would have the best winning percentage in her career (over 75%) of any Razorback. In the process, her teams won 86 games, two SWC titles and made three NCAA appearances. Thanks in part to her 538 assists, her post players led the SWC in scoring twice.

She ended her career second in steals and one of only two players to rank in the top 10 in points, rebounds, steals and

assists. Nicholas can rightly lay claim to a stake in the 86 games won during her four years as she played in all 117 games and started a school-record 87 consecutive games. The 1991 SWC Tournament MVP, Nicholas also was a two-time CoSIDA Academic All-American and NCAA Post-Graduate Scholarship recipient.

Her legacy to the program continued as an assistant coach, working with guards like former SEC three-point accuracy champion Kimberly Wilson, former four-time AP All-American Christy Smith and three-point record holder Wendi Willits. She had the privilege to coach the woman who finished off her assist record, Amy Wright.

"MISS LADY'BACK"

During the program's 25th anniversary celebration, that's the headline on the newspaper article about Amber Nicholas Shirey. The label fits as no person has been involved in more games than any other individual in Arkansas history, 117 as a player, 27 as a graduate assistant coach and 436 as an assistant coach. That's a total of 580 games over a span of 19 years.



Records held by Nicholas

Of all the records that Amber Nicholas set during her career, which included virtually every assist and free throw mark, the two that speak to the essence of her game remain to this day. She is the only starting point guard to take her team to three consecutive NCAA tournaments and the only Arkansas player named MVP of the SWC Classic.

CAREER

Three-point percentage, career: 41.6%
Three-point percentage, season: 47.7%
Free throw percentage, career: 84.7%
Consecutive games started: 87

CLASS RECORDS

It's somehow fitting that the consummate point guard of her era hold no class records. However, her post players, Delmonica DeHorney (junior season) and Shelly Wallace (senior season) hold the school class records for most points in a game, season and season scoring average.

A SCHOLAR AND AN ATHLETE

Recipient of several academic awards, Amber was the first Razorback to earn an NCAA Post-Graduate Scholarship. She also was the NCAA Woman of the Year from the state of Arkansas in 1992.

AMBER SHIREY TODAY

Honored by the university with selection to the University of Arkansas Sports Hall of Honor in 2002 as the third Razorback women's basketball player inducted, Shirey was also honored by the athletic department's as the Legend player at the 2003 Southeastern Conference Women's Basketball Tournament hosted in North Little Rock at ALLTEL Arena.

She married Fayetteville High softball coach Jason Shirey in 1999, and the Shireys have three children, a son, Ross, and daughters, Reese and Rheid.



AMBER NICHOLAS' CAREER STATS

YEAR	GP-GS	FG-FGA	PCT.	3P-3PA	PCT.	FT-FTA	PCT.	REB	RPG	PF-DQ	A	TO	BK	ST	PTS	PPG
88-89	30-3	79-178	.444	18-46	.391	26-31	.839	61	2.0	63-0	99	61	1	29	202	6.7
89-90	30-30	128-292	.438	31-71	.437	46-53	.868	131	4.4	69-4	169	116	3	67	333	11.1
90-91	32-32	152-308	.494	41-86	.477	53-66	.803	118	3.7	56-1	180	96	1	58	398	12.4
91-92	25-25	98-255	.384	31-88	.352	49-56	.875	118	4.7	60-2	89	100	1	66	276	11.0
TOTAL	117-90	457-1033	.442	121-291	.416	174-206	.845	428	3.7	248-7	537	373	5	220	1209	10.3

HALL OF HONOR - TRACY WEBB

The fourth Razorback women's basketball player inducted into the Arkansas Sports Hall of Honor, Tracy Webb Rice was the fiery leader of the basketball team during its climb to power in the Southwest Conference era.

Webb's scrappy play resulted in four consecutive 20-win seasons, the Razorbacks' first women's basketball NCAA tournament appearance and first major title with the 1987 National Women's Invitational Tournament.

The leader of a recruiting class that put Arkansas on the map, the Batesville, Ark., native stole more than the basketball during her four-year career.

Aside from 293 basketballs, Webb stole the show and the hearts of Arkansas fans as one of the most popular on-the-court personalities of the mid-1980s. The first true point guard star, Webb finished her career holding almost all the Razorback assist and steal records. She was the first Razorback player to earn "first team" All-Southwest Conference honors, a distinction that began her senior season.

She was also one of the first three Razorbacks named conference player of the week. Her junior-season team was

the first in school history to earn an NCAA berth, losing by a point at Missouri in the opening round, 66-65. Her senior season was exciting as the Razorbacks missed beating No. 1-ranked UT by a bucket in Fayetteville (59-56) and at the SWC Tournament (72-70), then was overlooked for a return trip to the NCAA. Fueled to prove they belonged in the NCAA, Webb's team crushed the WNIT field by a 16-point average as she was named the tournament MVP.

MAKING HER POINT


Back in the 1980s, the NCAA tournament was limited to only 32 bids, and as a result many great basketball players never reached the Big Dance. Such was the case for the 1986-87 Razorbacks and their leader, Tracy Webb. Snubbed by the NCAA committee, Webb and company headed west to Amarillo, Texas, and the National Women's Invitational Tournament on a mission. Not only did Arkansas want to win, the team crushed the opposition by a record-setting margin that stood until the end of the NWIT's existence. That same year, Webb had a profound impact on Arkansas' future as she impressed upon a young recruit, Amber Nicholas, her duty to stay home and take over for her at point guard.

TRACY RICE TODAY

After finishing her playing career at Arkansas, Tracy was a graduate assistant coach for the Razorbacks in 1987-88.

She worked for several years as a flight attendant for a major carrier. Married to Paul Rice and the mother of three, Webb lives in Hot Springs, Ark.

Tracy was the University of Arkansas' honored former player at the 2005 Southeastern Conference Women's Basketball Tournament in Greenville, S.C.




Records held by Webb

One of the first true point guards in Arkansas history, Tracy Webb set the standard by which future "1" players were measured. When she finished her career in 1987, she held almost every guard oriented career mark, including assists, steals and free throw percentage. She still holds these Arkansas marks.

CAREER

Steals, career: 293
Steals, season: 95
Personal fouls: 323
Class records
Senior season steals: 95
Senior game assists: 11

She also holds the record for career assists and career steals in SWC games, plus the career and season records for best free throw percentage in SWC games.



TRACY WEBB'S CAREER STATS

YEAR	GP-GS	FG-FGA	PCT.	3P-3PA	PCT.	FT-FTA	PCT.	REB	RPG	PF-DQ	A	TO	BK	ST	PTS	PPG
83-84	27-5	69-158	.437	n/a	—	75-109	.688	59	2.2	86-4	61	96	4	51	213	7.9
84-85	28-27	127-264	.481	n/a	—	102-142	.718	96	3.4	79-6	104	126	1	68	356	12.7
85-86	30-29	148-353	.419	n/a	—	91-130	.700	117	3.9	87-5	86	98	1	70	327	12.6
86-87	32-30	165-358	.461	1-7	.143	116-145	.800	116	3.6	73-5	173	135	0	95	447	14.0
TOTAL	117-91	509-1133	.449	1-7	.143	384-526	.730	388	3.3	325-20	424	455	6	284	1343	11.5

HALL OF HONOR - CHRISTY SMITH

The fifth Razorback women's basketball player inducted into the Arkansas Sports Hall of Honor, Christy Smith lives forever in the memories of women's basketball fans for her heroic leadership of the 1998 NCAA Final Four team.

She became the first Razorback to lead the nation in a NCAA statistical category by shooting 89.9% at the free throw line as a freshman. Yet, one of her 15 missed free throws that season cost Arkansas a chance to advance to overtime versus Ole Miss. That loss put Arkansas at 1-3 for SEC games, but Smith would not be denied and led Arkansas on a 6-1 finish to give the Razorbacks their best SEC finish in school history, 7-4, tied for fourth overall.

As a sophomore, Smith had the best single free throw shooting game in Division I for the 1995-96 season, a 15-of-15 effort to defeat Ohio State in the preseason WNIT. Arkansas roared to a program-best start of 13-1, but the team

faltered when Smith tore her ACL at Kentucky midway through conference play. Without Smith, the team accepted a NWIT berth.

Upon her return, Arkansas opened 12-1 including Smith leading the Razorbacks' first-ever win over Tennessee, but a tough close made Arkansas the bubble team left out of the NCAA Tournament.

In her final season, Smith rallied Arkansas again into a NCAA bid, but with a ninth seed and the unenviable assignment to the Stanford-hosted subregional it appeared Smith would end her career short of her dream. But two flawless games from the West Lafayette, Ind., guard -- zero turnovers -- put Arkansas into the West Regional at Oakland. Defeating Kansas in the Sweet 16, and struggling from behind against eight-ranked Duke, Smith fulfilled her destiny appropriately at the free throw line. In the waning seconds, Duke fouled Smith twice and she calmly sank all four to send Arkansas to the Final Four in Kansas City. It remains to this day the only time an unranked team reached the Final Four.

Smith closed her career second all-time in assists and fifth in scoring. Only 31 assists shy of her coach Amber Nicholas' record, she certainly would have closed No. 1 in assists without her knee injury. She remains the highest scoring point guard in school history.

Along with her All-SEC honors, Christy was a member of the inaugural AP Women's All-America Team in 1995. She was a four-time honorable mention AP All-American, a feat made more notable by her season ending knee injury in 1996.



Records held by Smith

The highest scoring point guard in Arkansas history, Smith was one of the most accurate free throw shooters in the nation during her career. In fact, she led Division I in 1994-95 for the season and had the single best game in all of Division I in 1995-96.

CAREER

Three-point pct., half: 100% (5-of-5)
Free throw percentage, season: 89.9%
Free throw pct., game: 100% (16-of-16)
Free throw pct., half: 100% (12-of-12)

CLASS RECORDS

Freshman steals, season: 89

In addition to these records, Smith holds another 14 records for SEC games only including career free throws, career free throw percentage and career consecutive SEC starts -- 43. In fact, she is the only Razorback to start every SEC game of her career that she was able to play.


CHRISTY SMITH TODAY

Following her trip to the Final Four, Smith was a second round draft pick of the Charlotte Sting, and as the starting point guard for the franchise led the Sting to the WNBA Playoffs. Injuries limited her playing time the following season and eventually ended her professional career.

Smith was the fifth Razorback women's basketball player selected by the A-Club membership for inclusion in the Arkansas Hall of Honor. She was inducted in 2005.

She and former Razorback defensive back Jeromy Flowers have three children.

Perhaps the most famous picture in Arkansas history: Christy Smith falls to her knees at center court of the Oakland Coliseum after dribbling out the final seconds of Arkansas' win over Duke to advance to the Final Four.




CHRISTY SMITH'S CAREER STATS

YEAR	GP-GS	FG-FGA	PCT.	3P-3PA	PCT.	FT-FTA	PCT.	REB	RPG	PF-DQ	A	TO	BK	ST	PTS	PPG
94-95	30/30	117/307	.381	40/113	.354	134/149	.899	76	2.5	60/1	133	134	2	89	408	13.6
95-96	22/22	111/276	.402	31/102	.304	110/138	.797	73	3.3	47/0	97	88	1	44	363	16.5
96-97	28/27	100/273	.366	45/134	.336	98/121	.810	68	2.4	57/0	131	82	1	52	343	12.3
97-98	31/31	93/255	.365	40/116	.345	119/143	.832	77	2.5	67/0	146	89	2	54	345	11.1
TOTAL	111/110	421/1111	.379	156/465	.336	461/551	.837	294	2.7	231/1	507	393	6	239	1459	13.1

SOUTHEASTERN CONFERENCE **NON CONFERENCE** RECORDS AGAINST

OPPONENTS

RAZORBACK WOMEN'S BASKETBALL



OPPONENTS - NON CONFERENCE

ROGERS STATE HILLCATS (EXH.)

Sunday, Nov. 4 at Bud Walton Arena (19,200)

Location: Claremore, Oklahoma
Enrollment: 4,632
Colors: Navy and Red
Nickname: Hillcats
Home Arena (Cap.): Claremore Expo (1,736)
2011-12 Record: 22-12
2011-12 Conf. Rec./Place: 14-8
2011-12 Postseason: NAIA Quarterfinals
Final Ranking: No. 21 (NAIA)
Starters Returning/Lost: 3/2
Head Coach: Roxanne Long
School Record: First Season
Career Record: 34-65
Media Relations: Sara Williams
Email: swilliams@rsu.edu
Office: 918-343-7989
Cell: 405-615-4358
Press Row: N/A
On-Line: rsuhillcats.com
Series: First Meeting



ORAL ROBERTS GOLDEN EAGLES

Monday, Nov. 19 at Maybe Center (10,575)

Location: Tulsa, Oklahoma
Enrollment: 3259
Colors: Navy Blue, Vegas Gold, White
Nickname: Golden Eagle
Home Arena (Cap.): 10,575
2011-12 Record: 20-11
2011-12 Conf. Rec./Place: 14-4/2nd Summit
2011-12 Postseason: WNIT First Round
Final Ranking: NR
Starters Returning/Lost: 2/3
Head Coach: Misti Cussen (S. Nazarene, 1993)
School Record: First Season
Career Record: First Season
Media Relations: Rob Walden
Email: rwalden@oru.edu
Office: 918-495-7094
Cell: 864-200-0690
Press Row: 918-495-7800
On-Line: orugoldeneagles.com
Series: Arkansas leads 16-8



JACKSON STATE TIGERS

Friday, Nov. 9 at Bud Walton Arena (19,200) | Elementary Day

Location: Jackson, Mississippi
Enrollment: 9,500
Colors: Blue and White
Nickname: Tigers
Home Arena (Cap.): Lee E. Williams AAC (8,000)
2011-12 Record: 11-17
2011-12 Conf. Rec./Place: 8-10/8th SWAC
2011-12 Postseason: N/A
Final Ranking: NR
Starters Returning/Lost: 3/2
Head Coach: Surina Dixon (MVSU, 1983)
School Record: First Season
Career Record: 41-114 (6 seasons)
Media Relations: Wesley Peterson
Email: wesley.peterson@jsums.edu
Office: 601-979-5899
Cell: 601-503-5898
Press Row: 601-503-5898
On-Line: jsutigers.cstv.com
Series: Arkansas leads 2-0



TULSA HURRICANE

Thursday, Nov. 15 at Tulsa Convention Center

Location: Tulsa, Oklahoma
Enrollment: 4,187
Colors: Old Gold, Royal Blue and Crimson
Nickname: Golden Hurricane
Home Arena (Cap.): 8,355
2011-12 Record: 13-15
2011-12 Conf. Rec./Place: 8-8/6th Conf. USA
2011-12 Postseason: N/A
Final Ranking: NR
Starters Returning/Lost: 3/2
Head Coach: Matilda Mossman
School Record: 13-15 (1 season)
Career Record: 160-108 (9 seasons)
Media Relations: Stephanie Hall
Email: stephanie-hall@utulsa.edu
Office: 918-631-2163
Cell: 918-232-2393
Press Row: 918-631-5400
On-Line: tulsahurricane.com
Series: Arkansas leads 16-2



Waikki Beach Marriott Rainbow Wahine Showdown

DATE	OPPONENT	TIME CT (Local)
Nov. 23	Arkansas vs. Oklahoma	6 p.m. (2 p.m.)
Nov. 23	Hawai'i vs. Oregon	8:30 p.m. (4:30 p.m.)
Nov. 24	Hawai'i vs. Arkansas	4 p.m. (Noon)
Nov. 24	Oklahoma vs. Oregon	6 p.m. (2 p.m.)
Nov. 25	Oregon vs. Arkansas	4 p.m. (Noon)
Nov. 25	Hawai'i vs. Oklahoma	6:30 p.m. (2:30 p.m.)

SERIES RECORD

Arkansas vs. Hawai'i	Arkansas leads 3-2
Arkansas vs. Oklahoma	Arkansas trails 7-9
Arkansas vs. Oregon	Arkansas leads 2-1

OPPONENTS - NON CONFERENCE

OKLAHOMA SOONERS

Hawai'i Tournament
Friday, Nov. 23 at Stan Sherri Center

Location: Norman, Oklahoma
Enrollment: 30,754
Colors: Crimson and Cream
Nickname: Sooners
Home Arena (Cap.): Lloyd Noble Center (12,000)
2011-12 Record: 21-13
2011-12 Conf. Rec./Place: 11-7/2nd Big 12
2011-12 Postseason: Sweet 16
Final Ranking: 13 (AP)/RV (USA Today)
Starters Returning/Lost: 5/0
Head Coach: Sherri Coale (Ok. Christian, 1987)
School Record: 357-168 (16)
Career Record: Same
Media Relations: Jared Thompson
Email: jaredthompson@ou.edu
Office: 405-325-3671
Cell: 405-834-2984
Press Row: 405-325-1024
On-Line: soonersports.com
Series: Arkansas trails 7-9



TEXAS SOUTHERN TIGERS

Thursday, Nov. 29 at Bud Walton Arena (19,200)

Location: Houston, Texas
Enrollment: 9,700
Colors: Maroon and Gray
Nickname: Tigers
Home Arena (Cap.): H&PE Arena (8,100)
2011-12 Record: 5-26
2011-12 Conf. Rec./Place: 2-16/9th
2011-12 Postseason: NA
Final Ranking: NR
Starters Returning/Lost: 4/1
Head Coach: Cynthia Cooper-Dyke (PV, 2005)
School Record: First Season
Career Record: 130-94 (7)
Media Relations: Andrew Roberts
Email: robertsal@tsu.edu
Office: 7130313-6829
Cell: 832-451-9157
Press Row: NA
On-Line: athleticstsu.edu
Series: Arkansas leads 4-1



HAWAI'I RAINBOW WAHINE

Hawai'i Tournament
Saturday, Nov. 24 at Stan Sherri Center

Location: Honolulu, O'ahu
Enrollment: 20,360
Colors: Green, Black, Silver and White
Nickname: Rainbow Wahine
Home Arena (Cap.): Stan Sherri Cnt. (10,300)
2011-12 Record: 11-19
2011-12 Conf. Rec./Place: 6-8
2011-12 Postseason: NA
Final Ranking: NR
Starters Returning/Lost: 3/2
Head Coach: Laura Beeman (CS-San Bernardino, '92)
School Record: First Season
Career Record: 390-110 (junior college)
Media Relations: Kara Nishimura
Email: karakn@hawaii.edu
Office: 808-956-5087
Cell: 808-497-0638
Press Row: 808-956-9408
On-Line: hawaiiathletics.com
Series: Arkansas leads 3-2



PEPPERDINE WAVES

Sunday, Dec. 2 at Bud Walton Arena (19,200)

Location:
Enrollment:
Colors:
Nickname:
Home Arena (Cap.):
2011-12 Record:
2011-12 Conf. Rec./Place:
2011-12 Postseason:
Final Ranking:
Starters Returning/Lost:
Head Coach:
School Record:
Career Record:
Media Relations: Rachel Caton
Email: rachel.caton@pepperdine.edu
Office: 310-506-4333
Cell:
Press Row:
On-Line: pepperdinesports.com
Series: First Meeting



OREGON DUCKS

Hawai'i Tournament
Sunday, Nov. 25 at Stan Sherri Center

Location: Eugene, Oregon
Enrollment: 23,389
Colors: Thunder Green and Lightning Yellow
Nickname: Ducks
Home Arena (Cap.): Matthew Knight Arena (12,541)
2011-12 Record: 15-6
2011-12 Conf. Rec./Place: 7-11
2011-12 Postseason: NA
Final Ranking: NR
Starters Returning/Lost: 3/2
Head Coach: Paul Westhead (St. Joseph's, 1961)
School Record: 46-49 (3)
Career Record: 285-223 (18, men's)
Media Relations: Andria Wenzel
Email: awenzel@uoregon.edu
Office: 541-346-0962
Cell: 916-838-2346
Press Row: NA
On-Line: goducks.com
Series: Arkansas leads 2-1



KANSAS JAYHAWKS

Thursday, Dec. 6 at Bud Walton Arena (19,200)

Location: Lawrence, Kansas
Enrollment: 87,650
Colors: Crimson and Blue
Nickname: Jayhawks
Home Arena (Cap.): Allen Fieldhouse (16,300)
2011-12 Record: 21-13
2011-12 Conf. Rec./Place: 8-10 (t6th)
2011-12 Postseason: NCAA Sweet 16
Final Ranking: No. 25
Starters Returning/Lost: 4/1
Head Coach: Bonnie Henrickson (St. Cloud St., '86)
School Record: 138-121 (8 years)
Career Record: 296-183 (15 years)
Media Relations: Todd Kober
Email: tkober@ku.edu
Office: 785-864-7867
Cell: 309-310-7112
Press Row: 785-864-5593
On-Line: kuathletics.com
Series: Arkansas trails 2-3



OPPONENTS - NON CONFERENCE

FURMAN PALADINS

Sunday, Dec. 16 at xxxxxxx

Location:
Enrollment:
Colors:
Nickname:
Home Arena (Cap.):
2011-12 Record:
2011-12 Conf. Rec./Place:
2011-12 Postseason:
Final Ranking:
Starters Returning/Lost:
Head Coach:
 School Record:
 Career Record:
Media Relations: Hunter Reid
 Email: hunter.reid@furman.edu
 Office: 864-294-2061
 Cell:
 Press Row:
On-Line: furmanpaladins.com
Series: Arkansas leads 1-0



COPPIN STATE EAGLES

Friday, Dec. 28 at Bud Walton Arena (19,200)

Location: Baltimore, Md.
Enrollment: 3,875
Colors: Royal Blue and Gold
Nickname: Eagles
Home Arena (Cap.): PE Complex (4,100)
2011-12 Record: 20-12
2011-12 Conf. Rec./Place: 13-3/4th MEAC
2011-12 Postseason: NA
Final Ranking: NR
Starters Returning/Lost: 3/2
Head Coach: Derek Brown (Montclair State)
 School Record: 213-169 (13)
 Career Record: 213-169 (13)
Media Relations: Roger McAfee
 Email: mcafee@coppin.edu
 Office: 410-951-3729
 Cell: 443-841-4693
 Press Row: 410-951-6924
On-Line: coppinstatesports.com
Series: Arkansas leads 2-0



MISSISSIPPI VALLEY STATE

Wednesday, Dec. 19 at Bud Walton Arena (19,200)

Location: Itta Bena, Mississippi
Enrollment: 2,500
Colors: Forest Green and White
Nickname: Devilettes
Home Arena (Cap.): Harrison Complex (10,000)
2011-12 Record: 18-14
2011-12 Conf. Rec./Place: 14-4/1st
2011-12 Postseason:
Final Ranking: NR
Starters Returning/Lost: 2/3
Head Coach: Elvis Robinson (MVSU, 204)
 School Record: First Year
 Career Record: First Year
Media Relations: Kenneth Mister
 Email: kcmister@mvsu.edu
 Office: 662-254-3011
 Cell: NA
 Press Row: NA
On-Line: mvsu.edu/athletics
Series: Arkansas leads 8-0



SIU-EDWARDSVILLE COUGARS

Thursday, March 14 at Bud Walton Arena (19,200)

Location: Edwardsville, Ill.
Enrollment: 14,055
Colors: Red and White
Nickname: Cougars
Home Arena (Cap.): Vadalabene Center (4,000)
2011-12 Record: 18-12
2011-12 Conf. Rec./Place: 12-4/3rd Ohio Valley
2011-12 Postseason: Women's Basketball Inv.
Final Ranking: NR
Starters Returning/Lost: 4/1
Head Coach: Paula Buscher (Mo. State, 1986)
 School Record: First Season
 Career Record: 210-226 (15)
Media Relations: Eric Hess
 Email: ehess@siue.edu
 Office: 618-650-3608
 Cell: 618-558-4112
 Press Row: 618-558-4112
On-Line: siuecougars.com
Series: Arkansas leads 2-0



NORTHWESTERN STATE DEMONS

Friday, Dec. 21 at Bud Walton Arena (19,200)

Location: Natchitoches, Louisiana
Enrollment: 9,447
Colors: Purple, White and Orange
Nickname: Lady Demons
Home Arena (Cap.): Prather Coliseum (3,900)
2011-12 Record: 6-23
2011-12 Conf. Rec./Place: 2-14/12th
2011-12 Postseason: NA
Final Ranking: NR
Starters Returning/Lost: 3/2
Co-Head Coach: Brook Stoehr (La. Tech, 2002)
Co-Head Coach: Scott Stoehr (Neb. Wesleyan, '97)
 School/Career Record: 0-0 (for both)
Media Relations: Matthew Fowler
 Email: fowlerm@nsula.edu
 Office: 318-357-6469
 Cell: 318-663-5701
 Press Row: 318-357-4544
On-Line: nsudemons.com
Series: Arkansas leads 9-3



COLLEN VERSUS THE OPPONENTS

TEAM	W	L	TEAM	W	L	TEAM	W	L
Air Force	11	0	Iona	1	0	San Diego State	4	2
Akron	1	0	IPFW	1	0	San Jose State	2	0
Alabama	5	2	Jackson State	2	0	Santa Clara	1	1
Alabama State	1	0	Kansas	0	1	Seton Hall	2	0
Alabama-Birmingham	2	0	Kansas State	1	1	SIU-Edwardsville	2	0
Alcorn State	1	0	Kentucky	4	7	South Carolina	3	3
Arizona	1	1	Lamar	1	0	South Florida	2	1
Arizona State	1	1	La-Monroe	1	0	South Florida	1	1
Auburn	4	6	LaSalle	1	0	Southern California	1	1
Austin Peay	1	0	Lipscomb	1	0	Southern Methodist	4	2
Ball State	1	0	Long Beach State	1	0	Southern Mississippi	2	0
Belmont	1	0	Louisville	1	0	St. Bonaventure	1	0
Brigham Young	9	2	Loyola Marymount	1	0	St. Francis	1	0
Butler	2	0	LSU	3	8	St. Johns	2	1
Cal State Fullerton	1	0	Maine	1	0	St. Louis	3	0
Cal State Northridge	1	0	Marquette	5	3	Stephen F. Austin	1	0
California	1	1	Maryland	1	0	Stetson	1	0
Charlotte	2	0	Memphis	6	0	SW Missouri State	1	0
Chattanooga	0	1	Michigan	0	1	Syracuse	4	0
Cincinnati	5	1	Middle Tennessee State	2	0	TCU	3	3
Clemson	1	0	Minnesota	1	1	Tennessee	1	5
Cleveland State	0	1	Mississippi State	5	1	Tennessee State	1	0
Colorado	3	0	Mississippi Valley State	3	0	Texas A&M	0	1
Connecticut	0	4	Missouri	1	1	Texas Arlington	2	0
Coppin State	1	0	Missouri State	1	0	Texas El Pason	2	1
Dartmouth	1	0	Morehead State	1	0	Texas San Antonio	0	1
Davidson	1	0	Morgan State	1	0	Texas Southern	1	0
Dayton	2	0	Murray State	1	0	Texas Tech	1	2
Delaware	1	0	Nevada	2	0	Tulane	2	1
DePaul	1	4	New Mexico	6	4	Tulsa	4	1
Detroit	2	0	New Orleans	1	0	UC Santa Barbara	2	1
Drake	1	0	North Carolina State	0	1	UCLA	0	1
East Carolina	1	1	North Dakota	1	0	UNLV	9	3
East Tennessee State	1	0	Northern Arizona	2	0	Utah	7	5
Eastern Illinois	1	0	Northern Colorado	2	0	Valparaiso	1	0
Eastern Kentucky	1	0	Northwestern	1	1	Vanderbilt	1	7
Eastern Michigan	2	0	Northwestern State	2	0	VCU	1	0
Eastern Washington	1	0	Notre Dame	2	1	Vermont	1	1
Evansville	1	0	Oakland	1	1	Villanova	2	0
Florida	4	6	Ohio	1	0	Wake Forest	1	0
Florida A&M	1	0	Oklahoma	1	1	Washington	2	0
Florida Atlantic	1	0	Oklahoma State	1	0	Washington State	1	0
Florida International	0	1	Ole Miss	4	5	Weber State	2	0
Florida State	1	1	Oral Roberts	3	0	West Virginia	2	3
Furman	3	0	Oregon	1	0	Western Illinois	1	0
Georgetown	2	0	Oregon State	2	1	Western Kentucky	4	1
Georgia	1	6	Pacific	1	0	Western Michigan	1	1
Georgia Southern	3	0	Pittsburgh	2	0	Winthrop	1	0
Georgia State	1	0	Portland State	2	0	Wisc.-Green Bay	1	1
Grambling State	1	0	Princeton	1	0	Wisconsin	0	1
Hampton	1	0	Providence	1	1	Wyoming	12	0
High Point	2	0	Purdue	0	1	Xavier	4	1
Houston	3	0	Radford	1	0	TOTAL	310	136
Idaho	1	0	Rice	3	0			
Illinois State	0	1	Rutgers	2	1			
Indiana	2	1	Sacramento State	2	0			
Indiana State	1	0	Sam Houston State	2	0			

SEC - THE STANDARD OF EXCELLENCE

With eight national championships, ten runner-up finishes, a nation-leading 34 Final Four appearances and 111 first-team All-America honors, the Southeastern Conference stands firmly as the nation's premier intercollegiate women's basketball conference.

SEC BY THE NUMBERS

The SEC has posted impressive non-conference records in the last decade. The SEC compiled a 134-41 (.766) non-conference record during the 2011-12 season.

- Since the 1990 season, the SEC has compiled a 3047-935 (.765) record against other conferences. The league has recorded 150+ wins during eight seasons and has never recorded a non-conference winning percentage below .723.

- SEC teams have earned appearances in 25 of 31 NCAA Final Fours, an accomplishment unmatched by any other league.

- Overall, SEC squads have filled 34 of the 124 Final Four berths, including having two Final Four teams in 1988 (Auburn, Tennessee), 1989 (Auburn, Tennessee), 1995 (Georgia, Tennessee), 1996 (Georgia, Tennessee), 1998 (Arkansas, Tennessee), 2004 (LSU, Tennessee), 2005 (LSU, Tennessee), 2007 (LSU, Tennessee) and 2008 (LSU, Tennessee).

- SEC teams have made 18 appearances in a nation-high 16 NCAA Championship games, winning eight NCAA Championships (Tennessee: 1987, 1989, 1991, 1996, 1997, 1998, 2007 and 2008).

- The league also had the distinction of providing both national finalists twice in its history in 1996 (Tennessee 83, Georgia 65) and in 1989 (Tennessee 76, Auburn 60).

- SEC teams have won 347 NCAA Tournament games against 180 losses (.658) for an average of 11.2 NCAA wins per year.

- In addition, all 14 current members have appeared in the NCAA Tournament.

- The SEC has paced the pack in NCAA tournament bids 22 times in its 31-year history.

- The SEC was the first league to ever have eight teams invited to the NCAA Tournament, doing so in 1999, 2002 and 2012.

- The SEC was also the first league to ever have seven teams invited to the NCAA Tournament and earned this honor a leading seven times (1986, 1991, 1995, 1996, 1997, 2003, 2004).

- The SEC is one of a handful of leagues to have won three national tournament titles with eight NCAA, two WNIT and three NWIT. Along with the eight NCAA championships won by Tennessee, Arkansas (1999) and Auburn (2003) captured the current Women's NIT titles. But the first-ever SEC national title belongs to Georgia, winners of the 1981 NWIT which predates the current NCAA tournament. LSU (1985) and Kentucky (1990) also won NWIT titles. Both Arkansas (1987) and South Carolina (1979) won the WNIT as members of their previous conferences.

- In 2003, Auburn won the WNIT title with wins over South Alabama, Florida State, Richmond, Creighton and Baylor. In 1999, the Arkansas Lady Razorbacks defeated Wisconsin 76-64 to claim the SEC's first WNIT championship.

- In 1981, Georgia defeated Pittsburg, California and Arizona State (in OT) to capture the NWIT Championship, the first ever national championship of any kind for the SEC in women's basketball.

INDIVIDUAL HONORS

- The SEC has had 59 student-athletes named as a First-Team All-America selection. Those 59 have been named a total of 86 times since the 1982-83 season (first year of SEC sponsorship).



- All-Americans were first named in women's basketball in 1975. Since that time, league schools have had 67 players named first-team a total of 111 times.

- The league has had six Honda Sports Awards winners in Katrina McClain, Georgia (1987); Bridgette Gordon, Tennessee (1989); Chamique Holdsclaw, Tennessee (1997 and 1998); and Candace Parker, Tennessee (2007 and 2008).

- Tennessee's Chamique Holdsclaw was named the winner of the Honda-Broderick Cup, as the Collegiate Woman Athlete of the Year, in 1998.

- Seven Naismith Player of the Year winners have come from the SEC. They include Saudia Roundtree, Georgia (1996), Chamique Holdsclaw, Tennessee (1998 and 1999), Tamika Catchings, Tennessee (2000), Seimone Augustus, LSU (2005 and 2006) and Candace Parker, Tennessee (2008).

- SEC teams have provided 135 All-Region performers, including 28 Most Outstanding Players.

- Over the past 31-years, 38 Final Four All-Tournament Team members have come from SEC schools.

- In 1996, the entire all-tournament team was made up of SEC players.

- Nine NCAA Post-Graduate Scholarship winners and 29 Academic All-Americans hail from the SEC.

SEC IN THE WNBA

The Southeastern Conference had 26 former SEC student-athletes make 2012 WNBA opening day rosters.

- Overall, the SEC has had 117 former players go on to play in the league.

- In this year's WNBA draft, a total of six SEC women's basketball players were taken.

- Since the inaugural WNBA draft in 1997, the SEC has had 119 former players drafted for the professional league, including five No. 1 picks.

SEC IN USA BASKETBALL

- SEC schools have produced 39 Olympians since 1976, with 35 coming since the SEC began sponsoring women's basketball.

NCAA APPEARANCES		NCAA TITLES		NCAA TOURNAMENT WINS		FINAL FOUR APPEARANCES	
SEC	188	SEC	8	SEC	347	SEC	34
ACC	144	Big East	8	ACC	209	Big East	20
Big Ten	128	Big 12	3	Big East	213	ACC	14
Big East	125	ACC	2	Big Ten	147	Pac-12	11
Pac-12	104	Pac-12	2	Big 12	145	Sun Belt	8
Big 12	98	Independents	1	Pac-12	132	Big Ten	8
Atlantic 10	74	Sun Belt	1	Sun Belt	65	Big 12	8
Sun Belt	49	Big Ten	1	Atlantic 10	59	Independents	6
C-USA	47			Independents	32	Colonial	1
MVC	40						



THE SOUTHEASTERN CONFERENCE

1976 - Cindy Brogdon, Tennessee; Patricia Roberts, Tennessee
 1980 - Jill Rankin, Tennessee; Holly Warlick, Tennessee
 1984 - Teresa Edwards, Georgia; Lea Henry, Tennessee; Cindy Noble, Tennessee
 1988 - Teresa Edwards, Georgia; Katrina McClain, Georgia; Jennifer Gillom, Ole Miss; Bridgette Gordon, Tennessee
 1992 - Carolyn Jones, Auburn; Vickie Orr, Auburn; Tammy Jackson, Florida; Teresa Edwards, Georgia; Katrina McClain, Georgia; Daedra Charles, Tennessee
 1996 - Ruthie Bolton, Auburn; Teresa Edwards, Georgia; Katrina McClain, Georgia; Nikki McCray, Tennessee; Carla McGhee, Tennessee
 2000 - Ruthie Bolton-Holifield, Auburn; Teresa Edwards, Georgia; Chamique Holdscaw, Tennessee; Nikki McCray, Tennessee; DeLisha Milton, Florida
 2004 - Tamika Catchings, Tennessee; Shannon Johnson, South Carolina
 2008 - Seimone Augustus, LSU; Tamika Catchings, Tennessee; Sylvia Fowles, LSU; ; Kara Lawson, Tennessee; DeLisha Milton-Jones, Florida; Candace Parker, Tennessee
 2012 - Seimone Augustus, LSU; Tamika Catchings, Tennessee; Sylvia Fowles, LSU; Candace Parker, Tennessee

- In addition, 32 players have been part of a Women's National Team and 49 have been on a Women's World Championship Team roster.
- While at an SEC school, 13 head coaches have been named to coach, as an assistant or head coach, for USA Basketball teams



DOMINANCE IN THE POLLS

- Since the SEC began to sponsor women's basketball in 1982, it has failed only three times to place at least four members in each of the final polls (the USA Today/ESPN poll began in 1986).
- Last season, the SEC had four in the final of both polls, with four more receiving votes in Associated Press and three receiving votes in coaches.
- In terms of rankings, the SEC has the richest history of any conference in the nation, boasting more poll appearances than any other.
- Since the 1982 season, SEC teams have been ranked 535 consecutive weeks in the AP Poll.
- Since, 1982, league teams have been ranked 2,739 times, including 1,472 Top 10 appearances and 748 Top 5 appearances.
- Overall, the league teams have been ranked 629 consecutive weeks, with teams ranked a total of 3,014 times. The SEC has 1,486 Top 10 appearances and 750 Top Five appearances overall.
- SEC teams can also boast of 136 No. 1 rankings in the AP Poll.
- The league has had the top three teams in the AP Poll twice. In week three in 2005 and in week eight in 1989.
- A nation-leading eight SEC teams were ranked at one point in the AP and CNN/USA Today Top 25 polls during the 1995-96 season. The league mirrored that feat during the 1996-97 season.



MIKE SLIVE
Commissioner



TAMMY WILSON
Assoc. Director of
Media Relations

YEAR BY YEAR IN THE NCAA

YEAR	NUMBER OF TEAMS	DRAW
1982	5 [^] (AU, UG, UK, UM, UT)	32
1983	5 (AU, UG, UK, UM, UT)	36#
1984	5 (BAMA, UG, LSU, UM, UT)	32
1985	4 (AU, UG, UM, UT)	32
1986	7 [^] (AU, UG, UK, LSU, UM, UT, VU)	40
1987	6 (AU, UG, LSU, UM, UT, VU)	40
1988	6 [^] (BAMA, AU, UG, LSU, UM, UT)	40
1989	6 [^] (AU, UG, LSU, UM, UT, VU)	48
1990	6 [^] (AU, UG, LSU, UM, UT, VU)	48
1991	7 [^] (AU, UG, UK, LSU, UM, UT, VU)	48
1992	4 (BAMA, UM, UT, VU)	48
1993	6 (BAMA, AU, UF, UG, UT, VU)	48
1994	6 (BAMA, AU, UF, UM, UT, VU)	64
1995	7 (UA, BAMA, UF, UG, UM, UT, VU)	64
1996	7 (BAMA, AU, UF, UG, UM, UT, VU)	64
1997	7 (BAMA, AU, UF, UG, LSU, UT, VU)	64
1998	6 (UA, BAMA, UF, UG, UT, VU)	64
1999	8 (AL, AU, UF, UG, UK, LSU, UT, MSU)	64
2000	6 (AU, UG, LSU, UT, MSU, VU)	64
2001	6 (Arkansas, UF, UG, LSU, UT, VU)	64
2002	8 (AR, UF, UG, LSU, MSU, USC, UT, VU)	64
2003	7 (AR, UG, LSU, MSU, USC, UT, VU)	64
2004	7 (AU, UF, UG, LSU, UM, UT, VU)	64
2005	5 (UG, LSU, UM, UT, VU)	64
2006	6 (UF, UG, UK, LSU, UT, VU)	64
2007	5 (UG, LSU, UM, UT, VU)	64
2008	5 (AU, UG, LSU, UT, VU)	64
2009	7 (AU, UF, UG, LSU, MSU, UT, VU)	64
2010	6 (UG, UK, LSU, MSU, UT, VU)	64
2011	4 (UG, UK, UT, VU)	64
2012	8 (AR, UF, UG, UK, LS, SC, UN, VU)	64

-- Years Arkansas was also in the NCAA from SWC

[^] -- Years S. Carolina was in the NCAA from Metro

-- 32 teams + 4 from play-in first-round games

REGULAR SEASON

YEAR	CHAMPION	SEC	OVERALL
1980	Tennessee	—	33-5
1981	Auburn	—	26-7
1982	Kentucky	—	24-8
1983	Georgia	4-4	27-7
1984	Georgia	7-1	30-3
1985	Tennessee	4-4	22-10
1986	Georgia	9-0	30-2
1987	Auburn	8-1	31-2
1988	Auburn	9-0	32-3
1989	Auburn	9-0	32-3
1990	Tennessee	8-1	27-6
1991	Georgia	9-0	28-4
1992	Mississippi	11-0	29-3
1993	Tennessee	11-0	29-3
1994	Tennessee	11-0	31-2
1995	Tennessee	11-0	34-3
1996	Georgia	10-1	28-5
1997	Georgia	11-1	25-6
1998	Tennessee	14-0	39-0
1999	Tennessee	13-1	31-3
2000	Georgia	13-1	32-4
2001	Tennessee	14-0	31-3
2002	Tennessee	13-1	29-5
2003	Tennessee	14-0	33-1
2004	Tennessee	14-0	30-3
2005	LSU	14-0	33-3
2006	LSU	13-1	31-4
2007	Tennessee	14-0	34-3
2008	LSU	14-0	31-6
2009	Auburn	12-2	30-4
2010	Tennessee	15-1	32-3
2011	Tennessee	16-0	34-3
2012	Kentucky	13-3	28-7

(From 1980 to 1985, the SEC champion was the winner of the SEC tournament.)

Since 1986, the SEC champion has been determined by a round-robin schedule.)

TOURNAMENT CHAMPIONS (Tournament begins in 1986)

YEAR	CHAMPION	RUNNER-UP
1986	Georgia	LSU
1987	Auburn	Georgia
1988	Tennessee	Auburn
1989	Tennessee	Auburn
1990	Auburn	Tennessee
1991	LSU	Tennessee
1992	Tennessee	Georgia
1993	Vanderbilt	Georgia
1994	Tennessee	Vanderbilt
1995	Vanderbilt	Tennessee
1996	Tennessee	Alabama
1997	Auburn	Florida
1998	Tennessee	Alabama
1999	Tennessee	Georgia
2000	Tennessee	Miss. State
2001	Georgia	Vanderbilt
2002	Vanderbilt	LSU
2003	LSU	Tennessee
2004	Vanderbilt	Georgia
2005	Tennessee	LSU
2006	Tennessee	LSU
2007	Vanderbilt	LSU
2008	Tennessee	LSU
2009	Vanderbilt	Auburn
2010	Tennessee	Kentucky
2011	Tennessee	Kentucky
2012	Tennessee	LSU

OPPONENTS - CONFERENCE

ALABAMA CRIMSON TIDE

Sunday, Feb. 10 || 2 p.m. || Tuscaloosa, Ala. (Foster Auditorium)

GENERAL INFORMATION

Location: Tuscaloosa, Ala.
Enrollment: 31,747
Founded: April 12, 1831
Colors: Crimson and White
Arena: Foster Auditorium (3,800)
Press Row Phone: 205-458-6084
President: Dr. Robert E. Witt
Athletic Director: Mal Moore

COACHING STAFF

Head Coach: Wendell Hudson
Alma Mater: Alabama, 1973
Record at School: 55-69 (5)
Career Record: 294-196
Assistants: Clarisse Garcia (Assoc.),
 Donnie Quinn, Tim Miller

TEAM INFORMATION

2011-12 Record: 12-19
SEC Record/Finish: 2-14/11
Postseason: NA
Final Ranking: Not Ranked
Letterwinners Ret./Lost: 8/5
Starters Ret./Lost: 4/1

SERIES INFORMATION

Series Record: Arkansas leads 16-14
Last Meeting: Arkansas won, 70-52
In Fayetteville: 9-5
In Tuscaloosa: 6-7
Neutral: 1-2

MEDIA RELATIONS

Basketball Contact: Jessica Paré
Office: 205-348-3673
Cell: 205-394-5985
Email: jpare@ia.ua.edu
Website: RollTide.com



2011-12 RESULTS

11/12/11	NICHOLLS STATE	W, 72-51
11/15/11	at Central Arkansas	L, 46-58
11/18/11	NORTHEASTERN STATE	W, 78-52
11/21/11	GEORGIA SOUTHERN	W, 67-34
11/24/11	vs Old Dominion	L, 76-77
11/25/11	vs Seton Hall, WOT	62-56
11/26/11	vs Louisiana Tech	W, 67-59
12/2/11	SOUTHEASTERN LA.	W, 69-56
12/4/11	KANSAS	W, 80-76
12/7/11	at North Texas	L, 63-69
12/11/11	at NC State	L, 57-79
12/17/11	at Alabama State	W, 64-54
12/19/11	PRESBYTERIAN	W, 65-47
12/30/11	AIR FORCE	W, 80-45
1/1/12	at South Carolina*	L, 42-68
1/5/12	AUBURN*	L, 55-65
1/8/12	at LSU*	L, 40-84
1/12/12	MISSISSIPPI STATE*	L, 61-66
1/15/12	OLE MISS*	L, 55-69
1/19/12	at Florida*	L, 37-61
1/26/12	TENNESSEE*	L, 56-86
1/29/12	at Kentucky*	L, 68-82
2/2/12	at Arkansas*	L, 52-70
2/5/12	GEORGIA*	L, 66-81
2/9/12	at Ole Miss*	W, 52-47
2/12/12	LSU*	L, 46-51
2/16/12	KENTUCKY*	W, 77-75
2/19/12	SOUTH CAROLINA*	L, 55-69
2/23/12	at Auburn*	L, 40-81
2/26/12	at Vanderbilt*	L, 54-67
3/1/12	vs South Carolina	L, 38-57

2012-13 SCHEDULE

11/05/12	vs. Stillman #
11/11/12	vs. Jacksonville State
11/13/12	at Houston
11/17/12	vs. Arkansas-Pine Bluff
11/19/12	vs. North Texas
11/25/12	vs. Southeastern Louisiana
12/01/12	at Wisconsin
12/08/12	vs. Chattanooga
12/15/12	at Troy
12/17/12	vs. Wofford
12/21/12	vs. Virginia
12/28/12	vs. Cincinnati
12/29/12	vs. LONG ISLAND
12/30/12	at Hawai'i
01/03/13	at Texas A&M*
01/06/13	Kentucky*
01/10/13	Georgia*
01/13/13	at Ole Miss*
01/20/13	at Tennessee*
01/24/13	Auburn*
01/27/13	Vanderbilt*
01/31/13	at Georgia*
02/03/13	at Florida*
02/07/13	South Carolina*
02/10/13	Arkansas*
02/17/13	at Auburn*
02/21/13	at Mississippi State*
02/24/13	Florida*
02/28/13	at LSU*
03/03/13	Missouri*

AUBURN TIGERS

Thursday, Jan. 3 || 6 p.m. || Auburn, Ala. (Auburn Arena)

GENERAL INFORMATION

Location: Auburn, Ala.
Enrollment: 25,469
Founded: Oct. 1, 1856
Colors: Burnt Orange and Navy
Arena: Auburn Arena (9,121)
Press Row Phone: 334-844-1933
President: Dr. Jay Gogue
Athletic Director: Jay Jacobs

COACHING STAFF

Head Coach: Terri Williams-Flournoy
Alma Mater: Penn State, 1991
Record at School: First Season
Career Record: 143-104 (8)
Assistants: Ty Evans,
 Caroline McCombs, Adrian Walters

TEAM INFORMATION

2011-12 Record: 13-17
SEC Record/Finish: 5-11/9th
Postseason: NA
Final Ranking: Not Ranked
Letterwinners Ret./Lost: 7/5
Starters Ret./Lost: 3/2

SERIES INFORMATION

Series Record: Arkansas trails 12-18
Last Meeting: Arkansas W, 51-48
In Fayetteville: 7-7
In Auburn: 4-9
Neutral: 1-2

MEDIA RELATIONS

Basketball Contact: Matt Crouch
Office: 334-844-9709
Cell: 334-740-4109
Email: mcrouch@auburn.edu
Website: AuburnTigers.com



2011-12 RESULTS

11/11/11	at Mercer	W, 77-43
11/15/11	BELMONT	W, 80-53
11/18/11	at Duke	L, 50-73
11/23/11	GEORGE WASHINGTON	W, 55-47
11-27-11	USC UPSTATE	W, 75-34
11/30/11	TROY	W, 74-47
12/3/11	at Temple	L, 57-73
12/14/11	SOUTH FLORIDA	W, 62-45
12/18/11	PURDUE	L, 54-62
12/21/11	vs Marist	L, 61-69
12/22/11	vs Central Conn. State	W, 49-40
12/29/11	vs Charlotte	W, 68-58
12/30/11	at Florida Intl.	L, 55-64
1/1/12	TENNESSEE*	L, 52-73
1/5/12	at Alabama*	W, 65-55
1/8/12	GEORGIA*	L, 45-70
1/12/12	at Vanderbilt*	L, 58-66
1/15/12	at Arkansas*	L, 39-59
1/19/12	SOUTH CAROLINA*	W, 53-49
1/22/12	at Mississippi State*	L, 57-62
1/26/12	KENTUCKY*	L, 48-66
1/29/12	at Ole Miss*	W, 67-54
2/2/12	VANDERBILT*	L, 61-66
2/5/12	at Tennessee*	L, 61-82
2/9/12	at Florida*	L, 56-70
2/12/12	ARKANSAS*	L, 48-51
2/19/12	at LSU*	L, 41-57
2/23/12	ALABAMA*	W, 81-40
2/26/12	OLE MISS*	W, 46-43
3/1/12	vs Florida	L, 60-70

2012-13 SCHEDULE

11/09/12	Wolfpack Invitational
11/10/12	Wolfpack Invitational
11/15/12	vs. Alabama State
11/18/12	vs. Alabama A&M
11/23/12	vs. San Diego State
11/24/12	Colorado or Texas A&M-Corpus Christi
11/28/12	at Tulane
12/09/12	vs. Hofstra
12/12/12	at George Washington
12/16/12	vs. Temple
12/19/12	vs. Tennessee-Chattanooga
12/22/12	vs. Jacksonville
12/29/12	vs. Samford
01/03/13	Arkansas*
01/06/13	at Missouri*
01/10/13	Ole Miss*
01/13/13	at Texas A&M*
01/17/13	Tennessee*
01/20/13	at Kentucky*
01/24/13	at Alabama*
01/31/13	LSU*
02/03/13	at South Carolina*
02/07/13	at Georgia*
02/10/13	Florida*
02/17/13	Alabama*
02/21/13	at Tennessee*
02/24/13	Missouri*
02/28/13	at Vanderbilt*
03/03/13	Mississippi State*

OPPONENTS - CONFERENCE

FLORIDA GATORS

Thursday, Feb. 28 || 6 p.m. || Gainesville, Fla. (Stephen C. O'Connell Center)

GENERAL INFORMATION

Location: Gainesville, Fla.
Enrollment: 49,785
Founded: 1853
Colors: Orange and Blue
Arena: Stephen C. O'Connell Cnt. (11,373)
Press Row Phone: 352-375-1801
President: Dr. J Bernard Machen
Athletic Director: Jeremy Foley

COACHING STAFF

Head Coach: Amanda Butler
Alma Mater: Florida, 1995
Record at School: 98-67 (5)
Career Record: 138-89 (7)
Assistants: Angela Crosby,
David Lowery, Murriel Page

TEAM INFORMATION

2011-12 Record: 20-13
SEC Record/Finish: 8-8/8th
Postseason: NCAA Second Round
Final Ranking: Not Ranked
Letterwinners Ret./Lost: 4/7
Starters Ret./Lost: 2/3

SERIES INFORMATION

Series Record: Arkansas trails 8-20
Last Meeting: Ark. won, 73-72 (2ot)
In Fayetteville: 4-9
In Gainesville: 3-8
Neutral: 1-3

MEDIA RELATIONS

Basketball Contact: Kathy Cafazzo
Office: 352-375-4683, ext. 6133
Cell: Not Available
Email: kathycaf@gators.ufl.edu
Website: Gatorzone.com



2011-12 RESULTS

11/11/11	MICHIGAN	L, 66-69
11/14/11	STETSON	W, 71-57
11/17/11	FLORIDA STATE	W, 72-58
11/22/11	HAMPTON	W, 63-46
11/25/11	vs La Salle	W, 85-74
11/26/11	vs Charlotte	W, 82-73
11/29/11	BELMONT	W, 72-45
12/2/11	vs Rutgers	L, 49-63
12/7/11	at San Francisco	W, 91-68
12/9/11	at Pacific	L, 73-78
12/20/11	CHARLESTON SOUTHERN	W, 83-59
12/21/11	DUQUESNE	W, 62-49
12/28/11	SAMFORD	W, 81-56
1/1/12	KENTUCKY*	L, 56-59
1/5/12	at Ole Miss*	W, 59-55
1/8/12	SOUTH CAROLINA*	L, 44-49
1/12/12	at Georgia*	L, 55-61
1/15/12	LSU*	W, 62-58
1/19/12	ALABAMA*	W, 61-37
1/22/12	at Kentucky*	L, 52-57
1/29/12	at Arkansas*	LOT2, 72-73
2/2/12	at LSU*	W, 73-64
2/5/12	OLE MISS*	W, 84-55
2/9/12	AUBURN*	W, 70-56
2/12/12	at South Carolina*	L, 58-62
2/16/12	at Vanderbilt*	LOT, 69-75
2/19/12	GEORGIA*	W, 61-57
2/23/12	MISSISSIPPI STATE*	W, 79-45
2/26/12	at Tennessee*	L, 59-75
3/1/12	vs Auburn*	W, 70-60
3/2/12	vs Kentucky	L, 67-71
3/18/12	vs Ohio State	W, 70-65
3/20/12	vs Baylor	L, 57-76

2012-13 SCHEDULE

11/9/12	Fairfield
11/11/12	Georgia State (DH)
11/15/12	at Florida State
11/19/12	North Florida
11/23/12	vs. N.C. State
11/24/12	vs. Northern Iowa
11/25/12	vs. Arizona State
12/1/12	at Michigan
12/4/12	Troy
12/7/12	Pacific
12/16/12	at LaSalle
12/20/12	Savannah State
12/21/12	Florida vs. Central Michigan/St. Joe's
12/28/12	Holy Cross
1/3/13	Kentucky*
1/6/13	LSU*
1/10/13	Mississippi State*
1/13/13	Tennessee*
1/20/13	South Carolina*
1/24/13	Ole Miss*
1/27/13	at Georgia*
1/31/13	at Missouri*
2/3/13	Alabama*
2/10/13	at Auburn*
2/14/13	at Texas A&M*
2/17/13	Georgia*
2/21/13	Vanderbilt*
2/24/13	at Alabama*
2/28/13	Arkansas*
3/3/13	at South Carolina*

GEORGIA BULLDOGS

Thursday, Jan. 17 || 7 p.m. || Fayetteville, Ark. (Bud Walton Arena)

Thursday, Feb. 21 || 6 p.m. || Athens, Ga. (Stegeman Coliseum)

GENERAL INFORMATION

Location: Athens, Ga.
Enrollment: 34,816
Founded: 1785
Colors: Red and Black
Arena: Stegeman Coliseum (10,523)
Press Row Phone: 706-542-8052
President: Dr. Michael F. Adams
Athletic Director: Greg McGarity

COACHING STAFF

Head Coach: Andy Landers
Alma Mater: Tenn. Tech, 1974
Record at School: 795-268 (32)
Career Record: 877-289 (37)
Assistants: Joni Crenshaw (Assoc.),
Angie Johnson, Robert Mosley

TEAM INFORMATION

2011-12 Record: 22-9
SEC Record/Finish: 11-5/t3rd
Postseason: NCAA First Round
Final Ranking: 20 (AP)/20 (USA Today)
Letterwinners Ret./Lost: 9/2
Starters Ret./Lost: 4/1

SERIES INFORMATION

Series Record: Arkansas trails 4-26
Last Meeting: Arkansas lost, 57-67
In Fayetteville: 2-13
In Athens: 2-16
Neutral: 0-1

MEDIA RELATIONS

Basketball Contact: Mike Mobley
Office: 706-542-1621
Cell: 706-548-0858
Email: mmobley@sports.uga.edu
Website: GeorgiaDogs.com



2011-12 RESULTS

11/11/11	TCU	W, 83-60
11/15/11	at Georgia Southern	W, 68-49
11/17/11	COLL. OF CHARLESTON	W, 73-48
11/20/11	SOUTHERN CAL	W, 67-60
11/26/11	vs Georgetown	L, 56-64
11/27/11	vs Northeastern	W, 81-61
11/30/11	SC STATE	W, 85-48
12/4/11	GEORGIA TECH	W, 75-68
12/6/11	at Mercer	W, 80-43
12/19/11	vs Gonzaga	L, 68-71
12/20/11	vs Montana State	W, 63-49
12/22/11	APPALACHIAN STATE	W, 81-37
12/28/11	FURMAN	W, 83-58
1/1/12	ARKANSAS*	W, 67-57
1/5/12	at Tennessee*	L, 51-80
1/8/12	at Auburn*	W, 70-45
1/12/12	FLORIDA*	W, 61-55
1/15/12	at Mississippi State*	W, 68-51
1/19/12	KENTUCKY*	L, 64-69
1/22/12	at Ole Miss*	W, 61-47
1/26/12	at Vanderbilt*	L, 48-68
1/29/12	TENNESSEE*	L, 50-67
2/2/12	MISSISSIPPI STATE*	W, 70-60
2/5/12	at Alabama*	W, 81-66
2/12/12	VANDERBILT*	W, 76-63
2/16/12	at South Carolina*	W, 61-59
2/19/12	at Florida*	L, 57-61
2/23/12	OLE MISS*	W, 87-52
2/26/12	LSU*	W, 62-46
3/2/12	vs South Carolina	L, 55-59
3/18/12	vs Marist	L, 70-76

2012-13 SCHEDULE

Date	Opponent / Event
11/11/12	vs. Rutgers
11/14/12	vs. Presbyterian
11/16/12	vs. South Carolina State
11/18/12	vs. Belmont
11/20/12	vs. Savannah State
11/23/12	vs. St. Bonaventure
11/24/12	New Mexico/North Texas
11/28/12	vs. Furman
12/02/12	at Georgia Tech
12/04/12	vs. Mercer
12/16/12	vs. Lipscomb
12/19/12	at TCU
12/28/12	at Illinois
01/03/13	vs. Missouri*
01/06/13	at Tennessee*
01/10/13	at Alabama*
01/13/13	South Carolina*
01/17/13	at Arkansas*
01/20/13	Texas A&M*
01/27/13	Florida*
01/31/13	Alabama*
02/03/13	at Kentucky*
02/07/13	Auburn*
02/10/13	at LSU*
02/17/13	at Florida*
02/21/13	Arkansas*
02/24/13	at Ole Miss*
02/28/13	at Mississippi State*
03/03/13	Vanderbilt*

OPPONENTS - CONFERENCE

KENTUCKY WILDCATS

Thursday, Feb. 7 || 7 p.m. || Fayetteville, Ark. (Bud Walton Arena)

GENERAL INFORMATION

Location: Lexington, Ky.
Enrollment: 29,098
Founded: 1865
Colors: Blue and White
Arena: Memorial Coliseum (8,000)
Press Row Phone: 859-323-5900
President: Dr. Eli Capilouto
Athletic Director: Mitch Barnhart

COACHING STAFF

Head Coach: Matthew Mitchell
Alma Mater: Miss State, 1985
Record at School: 114-56 (5)
Career Record: 144-85 (7)
Assistants: Matt Insell,
 Shalon Pillow, Danielle Santos

TEAM INFORMATION

2011-12 Record: 28-7
SEC Record/Finish: 13-3/1st
Postseason: NCAA Regional Finals
Final Ranking: 12 (AP/8 (ESPN/USA Today))
Letterwinners Ret./Lost: 10/3
Starters Ret./Lost: 4/1

SERIES INFORMATION

Series Record: Arkansas trails 13-16
Last Meeting: Arkansas lost, 84-72
In Fayetteville: 9-3
In Lexington: 3-11
Neutral: 1-2

MEDIA RELATIONS

Basketball Contact: Susan Lax
Office: 859-257-8420
Cell: 859-608-5019
Email: slax0@uky.edu
Website: UKAthletics.com



2011-12 RESULTS

11/11/11	at Morehead State	W, 96-60
11/15/11	JACKSONVILLE STATE	W, 100-25
11/17/11	NORTHEASTERN	W, 81-47
11/19/11	SOUTHERN MISS	W, 88-71
11/23/11	NEBRASKA OMAHA	W, 81-48
11/25/11	SAM HOUSTON STATE	W, 73-52
11/27/11	MISS. VALLEY STATE	W, 90-51
12/4/11	LOUISVILLE	W, 74-54
12/8/11	DUKE	W, 72-65
12/11/11	ARKANSAS PINE BLUFF	W, 11-43
12/18/11	at Notre Dame	L, 83-92
12/21/11	SAMFORD	W, 90-61
12/28/11	at Middle Tennessee	L, 58-70
1/1/12	at Florida*	W, 59-56
1/5/12	ARKANSAS*	W, 84-72
1/8/12	MISSISSIPPI STATE*	W, 88-40
1/12/12	TENNESSEE*	W, 61-60
1/15/12	at South Carolina*	W, 66-58
1/19/12	at Georgia*	W, 69-64
1/22/12	FLORIDA*	W, 57-52
1/26/12	at Auburn*	W, 66-48
1/29/12	ALABAMA*	W, 82-68
2/2/12	OLE MISS*	W, 82-41
2/5/12	at LSU*	L, 51-61
2/13/12	at Tennessee*	L, 54-91
2/16/12	at Alabama*	L, 75-77
2/20/12	VANDERBILT*	W, 70-61
2/23/12	SOUTH CAROLINA*	W, 53-50
2/26/12	at Mississippi State*	W, 76-40
3/2/12	vs Florida	W, 71-67
3/3/12	vs LSU	L, 61-72
3/17/12	vs McNeese State	W, 68-62
3/19/12	vs Green Bay	W, 65-62
3/25/12	vs Gonzaga	W, 79-62
3/27/12	vs Connecticut	L, 65-80

2012-13 SCHEDULE

11/05/12	vs. Bellarmine #
11/10/12	vs. Delaware State
11/13/12	at Baylor
11/17/12	vs. High Point
11/23/12	vs. Morehead State
11/25/12	vs. USC Upstate
11/28/12	vs. Miami (Oh)
12/02/12	at Louisville
12/07/12	vs. DePaul
12/09/12	vs. Middle Tennessee State
12/18/12	at Pepperdine
12/21/12	at UC Santa Barbara
12/28/12	vs. Alcorn State
12/30/12	vs. Marist
01/03/13	Florida*
01/06/13	at Alabama*
01/10/13	Texas A&M*
01/13/13	at Missouri*
01/17/13	Mississippi State*
01/20/13	Auburn*
01/24/13	at South Carolina*
01/27/13	LSU*
02/03/13	Georgia*
02/07/13	at Arkansas*
02/10/13	at Vanderbilt*
02/14/13	South Carolina*
02/18/13	at Texas A&M *
02/24/13	at LSU*
02/28/13	at Ole Miss*
03/03/13	Tennessee*

LOUISIANA STATE TIGERS

Thursday, Jan. 10 || 7 p.m. || Fayetteville, Ark. (Bud Walton Arena)

GENERAL INFORMATION

Location: Baton Rouge, La.
Enrollment: 28,771
Founded: 1860
Colors: Purple and Gold
Arena: PMAC (13,215)
Press Row Phone: 225-578-8226
President: Dr. William Jenkins
Athletic Director: Joe Alleva

COACHING STAFF

Head Coach: Nikki Caldwell
Alma Mater: Tennessee, 1994
Record at School: 23-11 (1)
Career Record: 96-37 (4)
Assistants: Tasha Butts,
 Tony Perotti, Stacie Terry

TEAM INFORMATION

2011-12 Record: 23-11
SEC Record/Finish: 10-6/t4th
Postseason: NCAA Second Round
Final Ranking: RV in both polls
Letterwinners Ret./Lost: 6/6
Starters Ret./Lost: 3/2

SERIES INFORMATION

Series Record: Arkansas trails 12-29
Last Meeting: Arkansas lost, 41-40
In Fayetteville: 7-12
In Baton Rouge: 5-14
Neutral: 0-3

MEDIA RELATIONS

Basketball Contact: Bill Martin
Office: 225-578-8204
Cell: 225-279-1665
Email: wmarti4@lsu.edu
Website: LSUSports.net



2011-12 RESULTS

11/14/11	at Wichita State	W, 64-56
11/16/11	GEORGETOWN	W, 51-40
11/19/11	at Tulane	LOT, 62-65
11/21/11	ARKANSAS PINE BLUFF	W, 80-28
11/22/11	NORTHWESTERN	L, 43-44
11/27/11	at Ohio State	L, 68-77
12/1/11	ALABAMA STATE	W, 67-35
12/13/11	UCLA	W, 58-41
12/16/11	at McNeese State	W, 64-43
12/18/11	LAMAR	W, 77-35
12/22/11	GRAMBLING STATE	W, 62-47
12/29/11	at Louisiana Tech	W, 66-55
1/1/12	at Ole Miss*	W, 83-44
1/5/12	at Mississippi State*	W, 53-48
1/8/12	ALABAMA*	W, 84-40
1/12/12	SOUTH CAROLINA*	W, 58-48
1/15/12	at Florida*	L, 58-62
1/19/12	at Tennessee*	L, 56-65
1/22/12	ARKANSAS*	L, 52-72
1/24/12	at ETSU	WOT, 71-68
1/29/12	at Vanderbilt*	L, 72-81
2/2/12	FLORIDA*	L, 64-73
2/5/12	KENTUCKY*	W, 61-51
2/9/12	MISSISSIPPI STATE*	W, 53-49
2/12/12	at Alabama*	W, 51-46
2/16/12	at Arkansas*	W, 50-42
2/19/12	AUBURN*	W, 57-41
2/23/12	VANDERBILT*	W, 69-66
2/26/12	at Georgia*	L, 46-62
3/2/12	vs Arkansas	W, 41-40
3/3/12	vs Kentucky	W, 72-61
3/4/12	vs Tennessee	L, 58-70
3/18/12	SAN DIEGO STATE	W, 64-56
3/20/12	at Penn State	L, 80-90

2012-13 SCHEDULE

11/11/12	Wichita St.
11/16/12	at Hampton
11/19/12	at Georgetown
11/23/12	FIU Tournament
11/25/12	FIU Tournament
12/02/12	NC State
12/09/12	Tulane
12/13/12	East Tennessee St.
12/16/12	Louisiana Tech
12/19/12	Grambling
12/21/12	McNeese St.
12/28/12	at Florida Gulf Coast
12/31/12	New Orleans
1/03/13	Ole Miss*
1/06/13	at Florida*
1/10/13	at Arkansas*
1/13/13	Mississippi State*
1/17/13	at South Carolina*
1/20/13	Vanderbilt*
1/27/13	at Kentucky*
1/31/13	at Auburn*
2/4/13	Texas A&M*
2/7/13	Tennessee*
2/10/13	Georgia*
2/17/13	at Mississippi State*
2/21/13	at Missouri*
2/24/13	Kentucky*
2/28/13	Alabama*
3/3/13	at Texas A&M*

OPPONENTS - CONFERENCE

OLE MISS LADY REBELS

Thursday, Jan. 31 || 7 p.m. || Oxford, Miss. (Tad Smith Coliseum)

Sunday, March 3 || 2 p.m. || Fayetteville, Ark. (Bud Walton Arena)

GENERAL INFORMATION

Location: Oxford, Miss.

Enrollment: 20,824

Founded: 1848

Colors: Red and Blue

Arena: Tad Smith Coliseum (9,061)

Press Row Phone: 662-236-1931

Chancellor: Dr. Dan Jones

Athletic Director: Ross Bjork

COACHING STAFF

Head Coach: Adrian Wiggins

Alma Mater: Cameron, 1995

Record at School: First Season

Career Record: 215-83 (10)

Assistants: Brett Frank (Assoc. HC),
Kenya Landers, Rebecca Kates-Taylor

TEAM INFORMATION

2011-12 Record: 12-18

SEC Record/Finish: 2-14/12th

Postseason: None

Final Ranking: Not Ranked

Letterwinners Ret./Lost: 8/5

Starters Ret./Lost: 3/2

SERIES INFORMATION

Series Record: Arkansas trails 11-23

Last Meeting: Arkansas won, 67-47

In Fayetteville: 8-5

In Oxford: 1-14

Neutral: 2-4

MEDIA RELATIONS

Basketball Contact: Kristen Saibini

Office: 662-925-7896

Cell: 662-832-3332

Email: klsaibin@olemiss.edu

Website: OleMissSports.com



2011-12 RESULTS

11/11/11	NORTH FLORIDA	W, 68-59
11/15/11	at Lamar	L, 58-67
11/18/11	SOUTH ALABAMA	W, 54-45
11/21/11	at SE Missouri State	W, 51-43
11/26/11	at Massachusetts	W, 72-67
11/29/11	ARKANSAS PINE BLUFF	W, 83-52
12/3/11	GRAMBLING STATE	W, 78-53
12/10/11	at Miami	L, 48-76
12/14/11	CENTRAL MICHIGAN	LOT, 75-78
12/16/11	at Lipscomb	W, 72-57
12/19/11	MURRAY STATE	W, 64-59
12/21/11	CLEVELAND STATE	W, 74-63
12/29/11	SE LOUISIANA	W, 72-52
1/1/12	LSU*	L, 44-83
1/5/12	FLORIDA*	L, 55-59
1/8/12	at Vanderbilt*	L, 52-68
1/12/12	ARKANSAS*	W, 60-54
1/15/12	at Alabama*	W, 69-55
1/19/12	MISSISSIPPI STATE*	L, 46-51
1/22/12	GEORGIA*	L, 47-61
1/26/12	at South Carolina*	L, 43-61
1/29/12	AUBURN*	L, 54-67
2/2/12	at Kentucky*	L, 41-82
2/5/12	at Florida*	L, 55-84
2/9/12	ALABAMA*	L, 47-52
2/12/12	at Mississippi State*	LOT, 50-53
2/19/12	TENNESSEE*	L, 56-66
2/23/12	at Georgia*	L, 52-87
2/26/12	at Auburn*	L, 43-46
3/1/12	vs Arkansas	L, 47-67

2012-13 SCHEDULE

11/09/12	vs. Southeastern Louisiana
11/16/12	vs. Northwestern State
11/19/12	vs. Lamar
11/27/12	vs. Mississippi Valley State
11/29/12	vs. Lipscomb
12/01/12	at Louisiana Tech
12/08/12	vs. Massachusetts
12/16/12	vs. Belmont
12/18/12	at Cleveland State
12/21/12	at Hofstra
12/22/12	vs. Northwestern
12/29/12	TBD
12/30/12	TBD
01/03/13	at LSU*
01/06/13	Vanderbilt*
01/10/13	at Auburn*
01/13/13	Alabama*
01/20/13	Missouri*
01/24/13	at Florida*
01/27/13	at Mississippi State*
01/31/13	Arkansas*
02/03/13	at Vanderbilt*
02/10/13	at Tennessee*
02/14/13	Mississippi State*
02/17/13	South Carolina*
02/21/13	at Texas A&M*
02/24/13	Georgia*
02/28/13	Kentucky*
03/03/13	at Arkansas*

MISSISSIPPI STATE BULLDOGS

Sunday, Feb. 3 || 2 p.m. || Starkville, Miss. (Humphrey Coliseum)

GENERAL INFORMATION

Location: Starkville, Miss.

Enrollment: 20,424

Founded: Feb. 28, 1878

Colors: Maroon and White

Arena: Humphrey Coliseum (10,500)

Press Row Phone: 662-325-3776

President: Dr. Mark Keenum

Athletic Director: Scott Stricklin

COACHING STAFF

Head Coach: Vic Schaefer

Alma Mater: Texas A&M, 1984

Record at School: First Year

Career Record: 80-110 (7)

Assistants: Johnnie Harris, Aqua
Franklin, Brittany Hudson

TEAM INFORMATION

2011-12 Record: 14-16

SEC Record/Finish: 4-12/11

Postseason: None

Final Ranking: Not Ranked

Letterwinners Ret./Lost: 9/6

Starters Ret./Lost: 2/4

SERIES INFORMATION

Series Record: Arkansas leads 18-12

Last Meeting: Arkansas won, 67-53

In Fayetteville: 10-3

In Starkville: 6-7

Neutral: 2-2

MEDIA RELATIONS

Basketball Contact: Brock Tunipseed

Office: 662-325-7556

Cell: 662-418-7409

Email: btunipseed@
athletics.msstate.edu

Website: MStateAthletics.com



2011-12 RESULTS

11/11/11	JACKSONVILLE STATE	W, 78-41
11/14/11	XAVIER	W, 71-65
11/17/11	ALCORN STATE	W, 66-48
11/20/11	at Texas A&M	L, 47-93
11/23/11	MISS. VALLEY STATE	W, 64-47
11/26/11	at Savannah State	W, 56-42
11/30/11	SOUTH ALABAMA	W, 63-47
12/4/11	TULANE	W, 70-55
12/11/11	at Louisiana Tech	L, 62-63
12/16/11	SOUTHERN MISS	W, 71-57
12/19/11	LA.-LAFAYETTE	W, 72-38
12/29/11	vs Oklahoma State	L, 71-78
12/30/11	at Nevada	W, 67-63
1/5/12	LSU*	L, 48-53
1/8/12	at Kentucky*	L, 40-88
1/12/12	at Alabama*	W, 66-61
1/15/12	GEORGIA*	L, 51-68
1/19/12	at Ole Miss*	W, 51-46
1/22/12	AUBURN*	W, 62-57
1/26/12	ARKANSAS*	L, 35-51
1/29/12	at South Carolina*	L, 43-69
2/2/12	at Georgia*	L, 60-70
2/5/12	VANDERBILT*	L, 59-65
2/9/12	at LSU*	L, 49-53
2/12/12	OLE MISS*	WOT, 53-50
2/16/12	TENNESSEE*	L, 41-57
2/19/12	at Arkansas*	L, 53-67
2/23/12	at Florida*	L, 45-79
2/26/12	KENTUCKY*	L, 40-76
3/1/12	vs Vanderbilt	L, 51-67

2012-13 SCHEDULE

11/02/12	Shorter (Exh.)
11/09/12	Houston
11/12/12	Hampton
11/16/12	Louisiana Tech
11/20/12	Winthrop
11/21/12	Oregon State/UCSB
11/22/12	TBA
11/28/12	Savannah State
12/01/12	Southern Miss
12/07/12	Florida Atlantic
12/16/12	Florida A&M
12/20/12	Jacksonville State
12/28/12	Northwestern State
12/29/12	Troy
1/03/13	at Vanderbilt*
1/06/13	South Carolina*
1/10/13	Florida*
1/13/13	at LSU*
1/17/13	at Kentucky*
1/24/13	Texas A&M*
1/27/13	Ole Miss*
1/31/13	at Tennessee*
2/03/13	Arkansas*
2/10/13	at Missouri*
2/14/13	at Ole Miss*
2/17/13	LSU*
2/21/13	Alabama*
2/24/13	at South Carolina*
2/28/13	Georgia*
3/3/13	Auburn*

OPPONENTS - CONFERENCE

MISSOURI TIGERS

Thursday, Jan. 24 || 7 p.m. || Columbia, Mo. (Mizzou Arena)
Sunday, Feb. 17 || 2 p.m. || Fayetteville, Ark. (Bud Walton Arena)

GENERAL INFORMATION

Location: Columbia, Mo.
Enrollment: 33,805
Founded: 1839
Colors: Old Gold and Black
Arena: Mizzou Arena (15,061)
Press Row Phone: 573-882-1442
President: Timothy M. Wolfe
Athletic Director: Mike Alden

COACHING STAFF

Head Coach: Robin Pingeton
Alma Mater: St. Ambrose, 1990
Record at School: 26-36 (2)
Career Record: 361-192 (17)
Assistants: Randy Norton (Assoc.),
Willie Cox, Jenny Putnam

TEAM INFORMATION

2011-12 Record: 13-18
SEC Record/Finish: 2-16/10th*
Postseason: NA
Final Ranking: NR
Letterwinners Ret./Lost: 5/6
Starters Ret./Lost: 3/2

SERIES INFORMATION

Series Record: Arkansas leads 5-4
Last Meeting: Arkansas lost, 56-55
In Fayetteville: 3-1
In Columbia: 2-2
Neutral: 0-1

MEDIA RELATIONS

Basketball Contact: Jenny Dewar
Office: 573-884-9486
Cell: 847-567-2487
Email: jewarj@missouri.edu
Website: MUTigers.com



*Big Ten

2011-12 RESULTS

11/11/11	at UTSA	W, 70-50
11/12/11	at Texas A&M - Corpus C	W, 75-58
11/16/11	at Saint Louis	W, 68-56
11/20/11	NORTH FLORIDA	W, 67-46
11/26/11	WRIGHT STATE	W, 92-62
12/3/11	NORTHWESTERN	L, 70-74
12/7/11	EASTERN ILLINOIS	W, 56-54
12/10/11	NORTH DAKOTA	W, 69-52
12/19/11	EVANSVILLE	W, 74-51
12/22/11	MEMPHIS	W, 58-48
12/30/11	SAM HOUSTON STATE	W, 66-48
1/4/12	at Baylor*	L, 46-90
1/7/12	TEXAS TECH*	L, 63-69
1/11/12	at Kansas State*	L, 46-72
1/15/12	KANSAS*	L, 63-72
1/18/12	at Texas A&M*	L, 52-78
1/21/12	OKLAHOMA STATE*	L, 58-62
1/25/12	at Texas*	L, 58-75
1/28/12	OKLAHOMA*	L, 59-62
2/1/12	BAYLOR*	L, 41-71
2-5-12	at Texas Tech*	L, 49-76
2/8/12	IOWA STATE*	L, 52-65
2/11/12	at Oklahoma*	L, 60-64
2/18/12	at Kansas*	W, 70-65
2-21-12	at Iowa State*	LOT, 59-66
2/14/12	TEXAS A&M*	L, 52-56
2/25/12	KANSAS STATE*	WOT, 61-56
2/28/12	TEXAS*	L, 62-75
3-7-12	vs Oklahoma State	W, 72-68
3-3-12	at Oklahoma State	L, 47-68
3-8-12	vs Oklahoma	L, 59-70
*Big 12		

2012-13 SCHEDULE

10/30/12	vs. Lincoln (Mo.) ex
11/06/12	vs. Lindenwood ex
11/09/12	vs. Saint Louis
11/12/12	vs. Chicago State
11/15/12	vs. Western Illinois
11/22/12	Cancun Challenge
11/23/12	Cancun Challenge
11/24/12	Cancun Challenge
11/29/12	vs. SEMO
12/03/12	vs. Tennessee-Martin
12/06/12	vs. Missouri State
12/08/12	vs. Arkansas-Pine Bluff
12/16/12	vs. Southern Illinois
12/18/12	vs. Morgan State
12/20/12	vs. Murray State
12/29/12	at Memphis
01/03/13	at Georgia*
01/06/13	vs. Auburn*
01/10/13	at Tennessee*
01/13/13	vs. Kentucky*
01/20/13	at Ole Miss*
01/24/13	vs. Arkansas*
01/27/13	at Texas A&M*
01/31/13	vs. Florida*
02/03/13	vs. Tennessee*
02/10/13	vs. Mississippi State*
02/14/13	at Vanderbilt*
02/17/13	at Arkansas*
02/21/13	vs. LSU*
02/24/13	at Auburn*
02/28/13	vs. South Carolina*
03/03/13	at Alabama*

SOUTH CAROLINA GAMECOCKS

Sunday, Jan. 27 || 2 p.m. || Fayetteville, Ark. (Bud Walton Arena)

GENERAL INFORMATION

Location: Columbia, S.C.
Enrollment: 30,721
Founded: 1801
Colors: Garnet and Black
Arena: Colonial Life Arena (18,000)
Press Row Phone: 803-777-6182
President: Dr. Harris Pastides
Athletic Director: Ray Tanner

COACHING STAFF

Head Coach: Dawn Staley
Alma Mater: Virginia, 1992
Record at School: 67-58 (4)
Career Record: 239-138 (12)
Assistants: Lisa Boyer (Assoc.), Nikki
McCray, Darius Taylor

TEAM INFORMATION

2011-12 Record: 25-10
SEC Record/Finish: 10-6/t4th
Postseason: NCAA Sweet 16
Final Ranking: 25 (AP/21 (USA Today)
Letterwinners Ret./Lost: 6/7
Starters Ret./Lost: 1/4

SERIES INFORMATION

Series Record: Arkansas leads 17-9
Last Meeting: Arkansas lost, 53-47
In Fayetteville: 10-2
In Columbia: 5-7
Neutral: 2-0

MEDIA RELATIONS

Basketball Contact: Diana Koval
Office: 803-777-7977
Cell: 314-369-6050
Email: dkoval@mailbox.sc.edu
Website: GamecocksOnline.com



2011-12 RESULTS

11/11/11	at Illinois	W, 71-52
11/14/11	ALABAMA A&M	W, 60-53
11/17/11	at Clemson	W, 65-48
11/20/11	PENN STATE	L, 50-55
11/23/11	COLL. OF CHARLESTON	W, 59-40
11/27/11	PRESBYTERIAN	W, 52-24
11/30/11	at Xavier	W, 67-56
12/4/11	at NC State	L, 53-55
12/11/11	FURMAN	W, 72-33
12/14/11	SOUTH CAROLINA STATE	W, 66-21
12/18/11	vs North Carolina	W, 79-48
12/21/11	SAVANNAH STATE	W, 65-39
12/28/11	at Drexel	W, 62-58
1/1/12	ALABAMA*	W, 68-42
1/5/12	VANDERBILT*	W, 65-55
1/8/12	at Florida*	W, 49-44
1/12/12	at LSU*	L, 48-58
1/15/12	KENTUCKY*	L, 58-66
1/19/12	at Auburn*	L, 49-53
1/22/12	at Vanderbilt*	WOT, 65-60
1/26/12	OLE MISS*	W, 61-43
1/29/12	MISSISSIPPI STATE*	W, 69-43
2/2/12	at Tennessee*	W, 64-60
2/9/12	at Arkansas*	L, 47-68
2/12/12	FLORIDA*	W, 62-58
2/16/12	GEORGIA*	L, 59-61
2/19/12	at Alabama*	W, 69-55
2/23/12	at Kentucky*	L, 50-53
2/26/12	ARKANSAS*	W, 53-47
3/1/12	vs Alabama	W, 57-38
3/2/12	vs Georgia	W, 59-55
3/3/12	vs Tennessee	L, 58-74
3/17/12	vs Eastern Michigan	W, 80-48
3/19/12	at Purdue	W, 72-61
3/24/12	vs Stanford	L, 60-76

2012-13 SCHEDULE

11/04/12	vs. Anderson (Exhibition) *
11/09/12	vs. Elon
11/12/12	at Louisiana Tech
11/15/12	vs. Savannah State
11/18/12	vs. Clemson
11/22/12	vs. Hampton University
11/23/12	vs. Florida Gulf Coast
11/24/12	vs. DePaul
11/28/12	vs. Drexel
12/02/12	at Seton Hall
12/09/12	vs. Furman
12/19/12	vs. Stanford
12/21/12	vs. South Carolina State
12/29/12	vs. Western Carolina
01/03/13	vs. Tennessee*
01/06/13	at Mississippi State*
01/10/13	vs. Vanderbilt*
01/13/13	at Georgia*
01/17/13	vs. LSU*
01/20/13	at Florida*
01/24/13	vs. Kentucky*
01/27/13	at Arkansas*
02/03/13	vs. Auburn*
02/07/13	at Alabama*
02/10/13	vs. Texas A&M*
02/14/13	at Kentucky*
02/17/13	at Ole Miss*
02/24/13	vs. Mississippi State*
02/28/13	at Missouri*
03/03/13	vs. Florida*

OPPONENTS - CONFERENCE

TENNESSEE LADY VOLS

Sunday, Feb. 24 || 1 p.m. || Fayetteville, Ark. (Bud Walton Arena)

GENERAL INFORMATION

Location: Knoxville, Tenn.
Enrollment: 27,523
Founded: 1794
Colors: Orange and White
Arena: Thompson-Boling Arena (21,678)
Press Row Phone: 865-974-0110
Chancellor: Dr. Jimmy Cheek
Sr. Women's Admin: Donna Thomas

COACHING STAFF

Head Coach: Holly Warlick
Alma Mater: Tennessee, 1981
Record at School: First Season
Career Record: First Season
Assistants: Kyra Elzy, Jollette Law, Dean Lockwood

TEAM INFORMATION

2011-12 Record: 27-9
SEC Record/Finish: 12-4/2nd
Postseason: NCAA Elite Eight
Final Ranking: 9 (AP)/7 (USA Today)
Letterwinners Ret./Lost: 6/5
Starters Ret./Lost: 0/5

SERIES INFORMATION

Series Record: Arkansas trails 2-23
Last Meeting: Arkansas won, 72-71 ot
In Fayetteville: 1-11
In Knoxville: 1-11
Neutral: 0-1

MEDIA RELATIONS

Basketball Contact: Eric Trainer
Office: 865-974-8173
Cell: 865-603-2916
Email: etrainer@utk.edu
Website: UTSports.com



2011-12 RESULTS

11/13/11	PEPPERDINE	W, 89-57
11/15/11	MIAMI	W, 92-76
11/20/11	at Virginia	LOT, 64-69
11/27/11	BAYLOR	L, 67-76
11/29/11	MIDDLE TENNESSEE	W, 82-43
12/4/11	TEXAS	W, 73-57
12/11/11	vs DePaul	W, 84-61
12/13/11	at Rutgers	W, 67-61
12/17/11	at UCLA	W, 85-64
12/20/11	at Stanford	L, 80-97
12/28/11	OLD DOMINION	W, 90-37
1/1/12	at Auburn*	W, 73-52
1/3/12	CHATTANOOGA	W, 90-47
1/5/12	GEORGIA*	W, 80-51
1/8/12	at Arkansas*	W, 69-38
1/12/12	at Kentucky*	L, 60-61
1/15/12	VANDERBILT*	W, 87-64
1/19/12	LSU*	W, 65-56
1/23/12	at Notre Dame	L, 44-72
1/26/12	at Alabama*	W, 86-56
1/29/12	at Georgia*	W, 67-50
2/2/12	SOUTH CAROLINA*	L, 60-64
2/5/12	AUBURN*	W, 82-61
2/9/12	at Vanderbilt*	L, 79-93
2/13/12	KENTUCKY*	W, 91-54
2/16/12	at Mississippi State*	W, 57-41
2/19/12	at Ole Miss*	W, 66-56
2/23/12	ARKANSAS*	LOT, 71-72
2/26/12	FLORIDA*	W, 75-59
3/2/12	vs Vanderbilt	W, 68-57
3/3/12	vs South Carolina	W, 74-58
3/4/12	vs LSU	W, 70-58
3/17/12	vs Tennessee-Martin	W, 72-49
3/19/12	DEPAUL	W, 63-48
3/24/12	vs Kansas	W, 84-73
3/26/12	vs Baylor	L, 58-77

2012-13 SCHEDULE

11/01/12	vs. Carson-Newman College
11/04/12	vs. Coker
11/09/12	at Chattanooga
11/11/12	at Georgia Tech
11/15/12	vs. Rice
11/18/12	at Miami
11/25/12	vs. Alcorn State
11/28/12	vs. Middle Tennessee State
12/02/12	vs. North Carolina
12/16/12	at Texas
12/18/12	at Baylor
12/22/12	vs. Stanford
12/28/12	vs. Davidson
12/30/12	vs. Rutgers
01/03/13	at South Carolina*
01/06/13	vs. Georgia*
01/10/13	vs. Missouri*
01/13/13	at Florida*
01/17/13	at Auburn*
01/20/13	vs. Alabama*
01/24/13	at Vanderbilt*
01/28/13	vs. Notre Dame
01/31/13	vs. Mississippi State*
02/03/13	at Missouri*
02/07/13	at LSU*
02/10/13	vs. Ole Miss*
02/17/13	vs. Vanderbilt*
02/21/13	vs. Auburn*
02/24/13	at Arkansas*
02/28/13	vs. Texas A&M*
03/03/13	at Kentucky*

TEXAS A&M AGGIES

Sunday, Jan. 6 || 2 p.m. || Fayetteville, Ark. (Bud Walton Arena)

GENERAL INFORMATION

Location: College Station, Texas
Enrollment: 50,054
Founded: 1872
Colors: Maroon and White
Arena: Reed Arena (12,989)
Press Row Phone: 979-862-6944
President: Dr. R. Bowen Loftin
Athletic Director: Eric Hyman

COACHING STAFF

Head Coach: Gary Blair
Alma Mater: Texas Tech, 1972
Record at School: 212-90 (9)
Career Record: 620-253 (27)
Assistants: Kelly White (Assoc.), Bob Starkey, Amy Wright

TEAM INFORMATION

2011-12 Record: 24-11
SEC Record/Finish: 11-7/t2nd*
Postseason: NCAA Sweet 16
Final Ranking: 22 (AP)/12 (USA Today)
Letterwinners Ret./Lost: 8/5
Starters Ret./Lost: 3/2

SERIES INFORMATION

Series Record: Arkansas leads 20-3
Last Meeting: Arkansas lost, 61-59
In Fayetteville: 10-0
In Columbia: 8-2
Neutral: 2-1

MEDIA RELATIONS

Basketball Contact: TBA
Office: 979-845-5725
Cell: TBA
Email: TBA
Website: Aggiesports.com



*Big Ten

2011-12 RESULTS

11/12/11	LAMAR	W, 83-58
11/15/11	LOUISVILLE	W, 76-58
11/17/11	at UALR	W, 83-54
11/20/11	MISSISSIPPI STATE	W, 93-47
11/25/11	vs Temple	W, 71-59
11/26/11	vs Iowa	W, 74-58
12/4/11	at Purdue	L, 51-60
12/6/11	at UConn	L, 51-81
12/11/11	at TCU	W, 68-53
12/18/11	USC	W, 71-70
12/30/11	MCNEESE STATE	W, 72-62
1/4/12	at Kansas State*	LOT, 69-71
1/8/12	OKLAHOMA*	W, 75-58
1/11/12	TEXAS*	L, 71-76
1/14/12	at Iowa State*	W, 59-33
1/18/12	MISSOURI*	W, 78-52
1/21/12	at Kansas*	W, 76-65
1/24/12	at Oklahoma State*	L, 53-57
1/29/12	IOWA STATE*	W, 66-64
2/1/12	at Texas Tech*	W, 67-55
2/4/12	KANSAS*	W, 62-51
2/8/12	KANSAS STATE*	W, 67-36
2/11/12	at Baylor*	L, 48-71
2/14/12	at Missouri*	W, 56-52
2/18/12	OKLAHOMA STATE*	W, 63-49
2/21/12	at Oklahoma*	L, 55-64
2/25/12	TEXAS TECH*	W, 79-51
2/27/12	BAYLOR*	L, 62-69
3/4/12	at Texas*	L, 64-79
3/8/12	vs Kansas	W, 78-63
3/9/12	vs Oklahoma	W, 79-66
3/10/12	vs Baylor	L, 50-73
3/17/12	ALBANY	W, 69-47
3/19/12	ARKANSAS	W, 61-59
3/25/12	vs Maryland	L, 74-81

*Big 12

2012-13 SCHEDULE

11/9/12	at Louisville
11/14/12	Penn State
11/17/12	UConn
11/20/12	Liberty
11/23/12	Southern
11/25/12	Marquette
12/4/12	Louisiana Tech
12/8/12	TCU
12/15/12	at USC
12/19/12	at Duell in the Desert
12/20/12	at Duell in the Desert
12/21/12	at Duell in the Desert
12/28/12	Prairie View A&M
1/1/13	Rice
1/3/13	Alabama*
1/6/13	at Arkansas*
1/10/13	at Kentucky*
1/13/13	Auburn*
1/20/13	at Georgia*
1/24/13	at Mississippi State*
1/27/13	Missouri*
1/31/13	Vanderbilt*
2/4/13	at LSU*
2/10/13	at South Carolina*
2/14/13	Florida*
2/18/13	Kentucky*
2/21/13	Ole Miss*
2/24/13	at Vanderbilt*
2/28/13	at South Carolina*
3/3/13	LSU*

OPPONENTS - CONFERENCE

VANDERBILT COMMODORES

Sunday, Jan. 13 || 2 p.m. || Nashville, Tenn. (Memorial Gymnasium)

GENERAL INFORMATION

Location: Nashville, Tenn.
Enrollment: 6,831
Founded: 1873
Colors: Black and Gold
Arena: Memorial Gymnasium (14,316)
Press Row Phone: 615-320-0436
Chancellor: Nicholas S. Zeppos
Vice Chancellor: David Williams II

COACHING STAFF

Head Coach: Melanie Balcomb
Alma Mater: Trenton St., (1984)
Record at School: 238-94 (10)
Career Record: 401-198 (19)
Assistants: Vicky Picott, Kim Rosamond, Tom Garrick

TEAM INFORMATION

2011-12 Record: 23-10
SEC Record/Finish: 9-7/7th
Postseason: NCAA Second Round
Final Ranking: RV (AP)/RV (ESPN)
Letterwinners Ret./Lost: 10/1
Starters Ret./Lost: 5/0

SERIES INFORMATION

Series Record: Arkansas trails 6-20
Last Meeting: Arkansas won, 69-47
In Fayetteville: 5-7
In Nashville: 1-12
Neutral: 0-1

MEDIA RELATIONS

Basketball Contact: Michael Scholl
Office: 615-343-5823
Cell: NA
Email: michael.scholl@vanderbilt.edu
Website: VUCommodores.com



2011-12 RESULTS

11/11/11	ALABAMA A&M	W, 86-55
11/14/11	WESTERN ILLINOIS	W, 95-51
11/16/11	USC UPSTATE	W, 88-42
11/22/11	SAM HOUSTON STATE	W, 79-56
11/25/11	LIPSCOMB	W, 81-39
11/26/11	OKLAHOMA	W, 78-66
11/30/11	at Austin Peay	W, 83-51
12/2/11	DENVER	W, 77-56
12/4/11	HIGH POINT	W, 70-54
12/7/11	at Tennessee-Martin	W, 99-84
12/18/11	at NC State	L, 59-66
12/22/11	FLORIDA STATE	W, 64-59
12/29/11	WESTERN CAROLINA	W, 81-36
1/5/12	at South Carolina*	L, 55-65
1/8/12	OLE MISS*	W, 68-52
1/12/12	AUBURN*	W, 66-58
1/15/12	at Tennessee*	L, 64-87
1/19/12	at Arkansas*	L, 47-69
1/22/12	SOUTH CAROLINA*	LOT, 60-65
1/26/12	GEORGIA*	W, 68-48
1/29/12	LSU*	W, 81-72
2/2/12	at Auburn*	W, 66-61
2/5/12	at Mississippi State*	W, 65-59
2/9/12	TENNESSEE*	W, 93-79
2/12/12	at Georgia*	L, 63-76
2/16/12	FLORIDA*	WOT, 75-69
2/20/12	at Kentucky*	L, 61-70
2/23/12	at LSU*	L, 66-69
2/26/12	ALABAMA*	W, 67-54
3/1/12	vs Mississippi State	W, 67-51
3/2/12	vs Tennessee	L, 57-68
3/18/12	MIDDLE TENNESSEE	W, 60-46
3/20/12	at Duke	L, 80-96

2012-13 SCHEDULE

11/3/12	vs. Alabama-Huntsville (Exhibition)
11/10/12	vs. McNeese State
11/12/12	at Lipscomb
11/15/12	vs. UAB
11/18/12	at Dayton
11/23/12	vs. Virginia
11/24/12	vs. Florida State
11/28/12	vs. Austin Peay
12/1/12	vs. Tennessee Tech
12/4/12	at Western Kentucky
12/6/12	vs. Hartford
12/16/12	at Oklahoma
12/22/12	vs. College of Charleston
12/29/12	at Southern Cal
01/3/13	vs. Mississippi State*
01/6/13	at Ole Miss*
01/10/13	at South Carolina*
01/13/13	vs. Arkansas*
01/20/13	at LSU*
01/24/13	vs. Tennessee*
01/27/13	at Alabama*
01/31/13	at Texas A&M*
02/3/13	vs. Ole Miss*
02/10/13	vs. Kentucky*
02/14/13	vs. Missouri*
02/17/13	at Tennessee*
02/21/13	at Florida*
02/24/13	vs. Texas A&M*
02/28/13	vs. Auburn*
03/1/13	at Georgia*

SEC TEAM-BY-TEAM RESULTS

ALABAMA (ARKANSAS LEADS 16-14)

Jan. 26, 1980	Arkansas	68	Alabama	54
Jan. 17, 1981	Arkansas	65	Alabama	70
Feb. 22, 1992	Arkansas	76	Alabama	80
Feb. 20, 1993	Arkansas	56	Alabama	66
Feb. 2, 1994	Arkansas	82	#15 Alabama	75
Dec. 6, 1994	Arkansas	79	#6 Alabama	93
March 4, 1995	#16 Arkansas	72	#16 Alabama	86
Jan. 4, 1996	#18 Arkansas	85	#19 Alabama	92 (OT)
Feb. 6, 1997	#17 Arkansas	61	#7 Alabama	102
March 1, 1997	Arkansas	63	#7 Alabama	85
Jan. 11, 1998	Arkansas	102	Alabama	90 (OT)
Feb. 18, 1999	Arkansas	77	#25 Alabama	73
Feb. 3, 2000	Arkansas	66	Alabama	62
Feb. 1, 2001	Arkansas	69	Alabama	74
Jan. 10, 2002	Arkansas	70	Alabama	84
Feb. 3, 2002	Arkansas	72	Alabama	70
Feb. 2, 2003	#12 Arkansas	59	Alabama	58
March 2, 2003	#21 Arkansas	68	Alabama	53
March 6, 2003	#23 Arkansas	53	Alabama	48
Feb. 15, 2004	Arkansas	65	Alabama	68
Feb. 10, 2005	Arkansas	83	Alabama	68
Jan. 15, 2006	Arkansas	73	Alabama	75
Jan. 18, 2007	Arkansas	71	Alabama	63
Jan. 17, 2008	Arkansas	63	Alabama	49
Feb. 22, 2009	Arkansas	74	Alabama	69
Jan. 24, 2010	Arkansas	66	Alabama	62 (OT)
Feb. 21, 2010	Arkansas	58	Alabama	69
Jan. 16, 2011	#20 Arkansas	57	Alabama	54
Feb. 27, 2011	Arkansas	79	Alabama	92
Feb. 2, 2012	Arkansas	70	Alabama	52

ARKANSAS VERSUS ALABAMA

All Time:	16-14
In Fayetteville:	9-5
In Tuscaloosa:	6-7
Neutral:	1-2
Streak:	Arkansas W1
1 Point Games:	1-0
2-5 Point Games:	7-5
6-10 Point Games:	2-2
11+ Point Games:	6-7
Since joining the SEC:	15-13
In the SEC Tournament:	1-2
In the NCAA Tournament:	0-0
In the WNIT:	0-0
When Arkansas is ranked:	4-3
When Alabama is ranked:	2-5
In Overtime:	2-1
In November:	0-0
In December:	0-1
In January:	6-4
In February:	8-7
In March:	2-2
Under Collen:	7-2

SEC TEAM-BY-TEAM RESULTS

AUBURN (ARKANSAS TRAILS 12-18)

Nov. 24, 1984	Arkansas	65	Auburn	70	Sanford, Fla. (Sunshine Classic)
Dec. 14, 1989	Arkansas	69	#7 Auburn	84	Fayetteville
Jan. 11, 1992	Arkansas	67	#17 Auburn	56	Fayetteville
Jan. 9, 1993	Arkansas	49	#21 Auburn	68	Auburn
Jan. 22, 1994	Arkansas	57	#23 Auburn	66	Fayetteville
Jan. 22, 1995	Arkansas	80	Auburn	73	Auburn
Feb. 20, 1996	Arkansas	73	#17 Auburn	72 (OT)	Fayetteville
Feb. 9, 1997	Arkansas	77	Auburn	85	Auburn
Feb. 8, 1998	Arkansas	71	Auburn	63	Fayetteville
Feb. 26, 1998	Arkansas	59	Auburn	43	Columbus, Ga. (SEC)
Feb. 7, 1999	Arkansas	46	#19 Auburn	66	Auburn
Feb. 17, 2000	Arkansas	56	#13 Auburn	73	Auburn
Feb. 24, 2000	Arkansas	58	#13 Auburn	71	Fayetteville
Jan. 28, 2001	Arkansas	77	Auburn	68	Fayetteville
Feb. 22, 2001	Arkansas	60	Auburn	68	Auburn
Feb. 17, 2002	Arkansas	88	Auburn	65	Fayetteville
Jan. 26, 2003	Arkansas	36	Auburn	64	Auburn
Jan. 25, 2004	Arkansas	44	#22 Auburn	71	Fayetteville
Feb. 3, 2005	Arkansas	51	Auburn	62	Auburn
Jan. 12, 2006	Arkansas	64	Auburn	60	Fayetteville
Jan. 14, 2007	Arkansas	65	Auburn	62	Auburn
Feb. 10, 2008	Arkansas	68	Auburn	73	Fayetteville
March 2, 2008	Arkansas	57	Auburn	74	Auburn
March 6, 2008	Arkansas	51	Auburn	73	Nashville, Tenn. (SEC)
Jan. 18, 2009	Arkansas	61	#6 Auburn	70	Fayetteville
March 1, 2009	Arkansas	57	#3 Auburn	94	Auburn
Feb. 11, 2010	Arkansas	73	Auburn	58	Auburn
Feb. 13, 2011	Arkansas	59	Auburn	64	Fayetteville
Jan. 15, 2012	Arkansas	59	Auburn	39	Fayetteville
Feb. 12, 2012	Arkansas	51	Auburn	48	Auburn

ARKANSAS VERSUS AUBURN

All Time:	12-18
In Fayetteville:	7-7
In Auburn:	4-9
Neutral:	1-2
Streak:	Arkansas W2
1 Point Games:	1-0
2-5 Point Games:	3-3
6-10 Point Games:	3-4
11+ Point Games:	5-11
Since joining the SEC:	12-16
In the SEC Tournament:	1-1
In the NCAA Tournament:	0-0
In the WNIT:	0-0
When Arkansas is ranked:	0-0
When Auburn is ranked:	2-9
In Overtime:	1-0
In November:	0-1
In December:	0-1
In January:	6-5
In February:	6-8
In March:	0-3
Under Collen:	4-6

FLORIDA (ARKANSAS TRAILS 8-20)

Jan. 18, 1992	Arkansas	46	Florida	58	Gainesville
Jan. 16, 1993	Arkansas	60	Florida	68	Fayetteville
Jan. 30, 1994	Arkansas	69	Florida	74	Gainesville
Jan. 28, 1995	Arkansas	72	Florida	66	Fayetteville
Feb. 4, 1996	Arkansas	57	Florida	73	Gainesville
Feb. 2, 1997	Arkansas	66	Florida	79 (OT)	Fayetteville
Feb. 5, 1998	Arkansas	69	Florida	80	Gainesville
Feb. 27, 1998	Arkansas	49	Florida	63	Columbus, Ga. (SEC)
Feb. 4, 1999	Arkansas	77	Florida	87	Fayetteville
Feb. 10, 2000	Arkansas	73	Florida	87	Gainesville
March 2, 2000	Arkansas	86	Florida	96	Chattanooga, Tenn. (SEC)
March 25, 2000	Arkansas	62	Florida	83	Fayetteville (WNIT Semis)
Feb. 8, 2001	Arkansas	64	Florida	75	Fayetteville
March 2, 2001	Arkansas	78	Florida	69	Memphis, Tenn. (SEC)
Feb. 21, 2002	Arkansas	58	Florida	64	Gainesville
Jan. 16, 2003	Arkansas	84	Florida	45	Fayetteville
Feb. 22, 2004	Arkansas	82	Florida	68	Gainesville
Jan. 6, 2005	Arkansas	56	Florida	68	Fayetteville
Jan. 26, 2006	Arkansas	69	Florida	63	Fayetteville
Jan. 21, 2007	Arkansas	67	Florida	57	Gainesville
Jan. 20, 2008	Arkansas	74	Florida	92	Fayetteville
Feb. 17, 2008	Arkansas	73	Florida	75	Gainesville
Feb. 1, 2009	Arkansas	78	Florida	94	Fayetteville
Feb. 19, 2009	Arkansas	83	Florida	74	Gainesville
Jan. 3, 2010	Arkansas	53	Florida	59	Fayetteville
Jan. 2, 2011	#22 Arkansas	53	Florida	64	Gainesville
March 3, 2011	Arkansas	59	Florida	68	Nashville, Tenn. (SEC)
Jan. 29, 2012	Arkansas	73	Florida	72 (2OT)	Fayetteville

ARKANSAS VERSUS FLORIDA

All Time:	8-20
In Fayetteville:	4-9
In Gainesville:	3-8
Neutral:	1-3
Streak:	Arkansas W1
1 Point Games:	1-0
2-5 Point Games:	0-2
6-10 Point Games:	5-5
11+ Point Games:	2-13
Since joining the SEC:	8-20
In the SEC Tournament:	1-3
In the NCAA Tournament:	0-0
In the WNIT:	0-1
When Arkansas is ranked:	1-2
When Florida is ranked:	3-9
In Overtime:	1-1
In November:	0-0
In December:	0-0
In January:	5-7
In February:	2-10
In March:	1-3
Under Collen:	3-6

SEC TEAM-BY-TEAM RESULTS

GEORGIA (ARKANSAS TRAILS 4-26)

Dec. 10, 1980	Arkansas	49	Georgia	61	Fayetteville
March 18, 1990	#22 Arkansas	81	#7 Georgia	70	Athens
Dec. 19, 1991	#20 Arkansas	62	Georgia	79	Fayetteville
Jan. 13, 1993	Arkansas	71	Georgia	91	Athens
March 5, 1993	#25 Arkansas	73	Georgia	84	Fayetteville
Jan. 8, 1994	Arkansas	64	Georgia	73	Fayetteville
March 4, 1994	Arkansas	62	Georgia	84	Fayetteville
Jan. 8 1995	#24 Arkansas	67	#11 Georgia	72	Athens
Feb. 24, 1996	Arkansas	54	#2 Georgia	87	Fayetteville
Feb. 23, 1997	#20 Arkansas	63	#5 Georgia	79	Athens
Jan. 21, 1998	Arkansas	51	#18 Georgia	81	Athens
Feb. 20 1998	Arkansas	81	Georgia	86 (OT)	Fayetteville
Jan. 21, 1999	Arkansas	59	#5 Georgia	68	Fayetteville
Feb. 21, 1999	Arkansas	82	#14 Georgia	98	Athens
Feb. 20, 2000	Arkansas	69	Georgia	72	Fayetteville
Feb. 18, 2001	Arkansas	60	#5 Georgia	81	Athens
March 3, 2001	Arkansas	44	#6 Georgia	63	Memphis, Tenn. (SEC)
Feb. 24, 2002	Arkansas	66	#23 Georgia	45	Fayetteville
Feb. 23, 2003	#15 Arkansas	60	#13 Georgia	69	Athens
Feb. 8, 2004	Arkansas	71	#16 Georgia	63	Fayetteville
Dec. 30, 2004	Arkansas	57	#16 Georgia	78	Athens
Feb. 23, 2006	Arkansas	80	#13 Georgia	86	Fayetteville
Feb. 25, 2007	Arkansas	51	#11 Georgia	69	Athens
Feb. 7, 2008	Arkansas	58	#24 Georgia	72	Fayetteville
Feb. 8, 2009	Arkansas	77	Georgia	64	Athens
Jan. 17, 2010	Arkansas	63	#6 Georgia	73	Fayetteville
Feb. 28, 2010	Arkansas	48	#24 Georgia	79	Athens
Jan. 13, 2011	#20 Arkansas	56	Georgia	59	Fayetteville
Feb. 3, 2011	Arkansas	54	#24 Georgia	57 (OT)	Athens
Jan. 1, 2012	Arkansas	57	#17/15 Georgia	67	Athens

ARKANSAS VERSUS GEORGIA

All Time:	4-26
In Fayetteville:	2-13
In Athens:	2-12
Neutral:	0-1
Streak:	Georgia W2
1 Point Games:	0-0
2-5 Point Games:	0-5
6-10 Point Games:	1-6
11+ Point Games:	3-15
Since joining the SEC:	3-24
In the SEC Tournament:	0-1
In the NCAA Tournament:	0-0
In the WNIT:	0-0
When Arkansas is ranked:	1-6
When Georgia is ranked:	3-17
In Overtime:	0-2
In November:	0-0
In December:	0-3
In January:	0-8
In February:	3-12
In March:	1-3
Under Collen:	1-7

KENTUCKY (ARKANSAS TRAILS 13-16)

Jan. 15, 1983	Arkansas	43	Kentucky	77	Lexington
Jan. 24, 1992	Arkansas	74	Kentucky	75 (OT)	Lexington
March 6, 1992	Arkansas	63	Kentucky	79	Albany, Ga. (SEC)
Jan. 23, 1993	Arkansas	45	Kentucky	43	Fayetteville
Feb. 5, 1994	Arkansas	60	Kentucky	81	Lexington
Feb. 4, 1995	Arkansas	62	Kentucky	56	Fayetteville
Jan. 28, 1996	Arkansas	65	Kentucky	69	Lexington
Jan. 25, 1997	Arkansas	88	Kentucky	55	Fayetteville
Feb. 28, 1997	Arkansas	71	Kentucky	60	Chattanooga, Tenn. (SEC)
Jan. 31, 1998	Arkansas	79	Kentucky	63	Lexington
Jan. 31, 1999	Arkansas	74	Kentucky	69 (OT)	Fayetteville
Jan. 16, 2000	Arkansas	60	Kentucky	68	Lexington
Feb. 6, 2000	Arkansas	83	Kentucky	70	Fayetteville
Jan. 14, 2001	Arkansas	69	Kentucky	50	Fayetteville
Feb. 4, 2001	Arkansas	84	Kentucky	78	Lexington
Jan. 17, 2002	Arkansas	76	Kentucky	64	Fayetteville
Feb. 13, 2003	Arkansas	70	Kentucky	60	Lexington
Feb. 19, 2004	Arkansas	69	Kentucky	58	Fayetteville
Feb. 27, 2005	Arkansas	67	Kentucky	73	Lexington
Feb. 12, 2006	Arkansas	50	Kentucky	79	Fayetteville
Feb. 18, 2007	Arkansas	60	Kentucky	87	Lexington
March 1, 2007	Arkansas	57	Kentucky	72	Duluth, Ga. (SEC)
Feb. 24, 2008	Arkansas	56	Kentucky	59	Fayetteville
Jan. 11, 2009	Arkansas	63	Kentucky	72	Lexington
Jan. 21, 2010	Arkansas	52	#25 Kentucky	69	Lexington
Feb. 7, 2010	Arkansas	57	#18 Kentucky	71	Fayetteville
Jan. 6, 2011	#25 Arkansas	78	#10 Kentucky	67	Fayetteville
Jan. 24, 2011	Arkansas	54	#20 Kentucky	55	Lexington
Jan. 5, 2012	Arkansas	72	#11/9 Kentucky	84	Lexington

ARKANSAS VERSUS KENTUCKY

All Time:	13-16
In Fayetteville:	9-3
In Lexington:	3-11
Neutral:	1-2
Streak:	Kentucky W2
1 Point Games:	0-2
2-5 Point Games:	2-2
6-10 Point Games:	3-3
11+ Point Games:	8-9
Since joining the SEC:	13-14
In the SEC Tournament:	1-2
In the NCAA Tournament:	0-0
In the WNIT:	0-0
When Arkansas is ranked:	1-0
When Kentucky is ranked:	1-4
In Overtime:	1-1
In November:	0-0
In December:	0-0
In January:	7-8
In February:	5-7
In March:	0-2
Under Collen:	1-8

SEC TEAM-BY-TEAM RESULTS

LSU (ARKANSAS TRAILS 12-29)

Feb. 11, 1992	Arkansas	74	Louisiana St.	66	Fayetteville
Feb. 10, 1993	Arkansas	69	Louisiana St.	66	Baton Rouge
Feb. 7, 1994	Arkansas	64	Louisiana St.	75	Fayetteville
Feb. 14, 1995	#18 Arkansas	82	Louisiana St.	72	Baton Rouge
Jan. 23, 1996	#22 Arkansas	73	Louisiana St.	72	Baton Rouge
Jan. 31, 1996	#24 Arkansas	74	Louisiana St.	65	Fayetteville
March 23, 1996	Arkansas	63	Louisiana St.	91	Amarillo, Texas (NWIT)
Jan. 21, 1997	#13 Arkansas	72	Louisiana St.	79	Baton Rouge
Feb. 19, 1997	#20 Arkansas	66	#3 Louisiana St.	76	Fayetteville
Jan. 6, 1998	Arkansas	81	Louisiana St.	66	Fayetteville
Feb. 11, 1998	Arkansas	55	Louisiana St.	77	Baton Rouge
Jan. 6, 1999	Arkansas	51	Louisiana St.	85	Baton Rouge
Feb. 11, 1999	Arkansas	86	#20 Louisiana St.	61	Fayetteville
Jan. 13, 2000	Arkansas	69	#17 Louisiana St.	82	Fayetteville
Feb. 12, 2000	Arkansas	51	#7 Louisiana St.	68	Baton Rouge
Jan. 11, 2001	Arkansas	54	#9 Louisiana St.	61	Baton Rouge
Feb. 11, 2001	Arkansas	58	#14 Louisiana St.	62	Fayetteville
Jan. 20, 2002	Arkansas	55	Louisiana St.	65	Baton Rouge
Feb. 10, 2002	Arkansas	80	Louisiana St.	71	Fayetteville
Jan. 19, 2003	#10 Arkansas	82	#2 Louisiana St.	72	Fayetteville
Feb. 27, 2003	#21 Arkansas	57	#4 Louisiana St.	70	Baton Rouge
March 7, 2003	#23 Arkansas	72	#6 Louisiana St.	78	N. Little Rock, Ark. (SEC)
Jan. 22, 2004	Arkansas	65	#12 Louisiana St.	73	Fayetteville
Feb. 12, 2004	Arkansas	65	#16 Louisiana St.	92	Baton Rouge
Jan. 20, 2005	Arkansas	45	#2 Louisiana St.	91	Baton Rouge
Feb. 24, 2005	Arkansas	64	#1 Louisiana St.	90	Fayetteville
Feb. 2, 2006	Arkansas	59	#3 Louisiana St.	93	Fayetteville
Feb. 19, 2006	Arkansas	42	#2 Louisiana St.	64	Baton Rouge
Jan. 25, 2007	Arkansas	53	#8 Louisiana St.	70	Baton Rouge
Feb. 15, 2007	Arkansas	65	#7 Louisiana St.	86	Fayetteville
Jan. 10, 2008	Arkansas	54	#11 Louisiana St.	76	Fayetteville
Feb. 28, 2008	Arkansas	46	#6 Louisiana St.	83	Baton Rouge
Jan. 8, 2009	Arkansas	42	Louisiana St.	62	Fayetteville
Feb. 5, 2009	Arkansas	53	Louisiana St.	68	Baton Rouge
Jan. 7, 2010	Arkansas	38	#11 Louisiana St.	65	Fayetteville
Feb. 25, 2010	Arkansas	53	#20 Louisiana St.	70	Baton Rouge
Jan. 27, 2011	Arkansas	53	Louisiana St.	45	Baton Rouge
Feb. 20, 2011	Arkansas	42	Louisiana St.	40	Fayetteville
Jan. 22, 2012	Arkansas	72	Louisiana St.	52	Baton Rouge
Feb. 16, 2012	Arkansas	42	Louisiana St.	50	Fayetteville
March 2, 2012	Arkansas	40	Louisiana St.	41	Nashville (SEC)

ARKANSAS VERSUS LSU

All Time:	12-29
In Fayetteville:	7-12
In Baton Rouge:	5-14
Neutral:	0-3
Streak:	Arkansas L2
1 Point Games:	1-1
2-5 Point Games:	2-1
6-10 Point Games:	6-7
11+ Point Games:	3-20
Since joining the SEC:	12-29
In the SEC Tournament:	0-2
In the NCAA Tournament:	0-0
In the WNIT:	0-1
When Arkansas is ranked:	4-4
When LSU is ranked:	2-19
In Overtime:	0-0
In November:	0-0
In December:	0-0
In January:	6-11
In February:	6-15
In March:	0-3
Under Collen:	3-10

SEC TEAM-BY-TEAM RESULTS

OLE MISS (ARKANSAS TRAILS 11-23)

Dec. 14, 1985	Arkansas	61	#8 Ole Miss	76	Oxford, Miss.
Dec. 9, 1987	Arkansas	72	#8 Ole Miss	88	Pine Bluff, Ark.
Dec. 7, 1988	Arkansas	63	#9 Ole Miss	75	Oxford
Dec. 15, 1990	#13 Arkansas	79	#8 Ole Miss	70	Fayetteville
Jan. 4, 1992	Arkansas	65	Ole Miss	66	Oxford
Jan. 2, 1993	Arkansas	73	Ole Miss	72	Fayetteville
Jan. 16, 1994	Arkansas	54	Ole Miss	56	Oxford
Jan. 14, 1995	Arkansas	74	#17 Ole Miss	75	Fayetteville
Feb. 17, 1996	Arkansas	62	#21 Ole Miss	73	Oxford
March 1, 1996	Arkansas	73	#23 Ole Miss	76	Chattanooga, Tenn. (SEC)
Feb. 16, 1997	#21 Arkansas	71	Ole Miss	62	Fayetteville
Feb. 14, 1998	Arkansas	50	Ole Miss	68	Oxford
Feb. 14, 1999	Arkansas	73	Ole Miss	80	Fayetteville
Feb. 27, 2000	Arkansas	63	Ole Miss	78	Oxford
Feb. 24, 2001	Arkansas	82	Ole Miss	64	Fayetteville
Jan. 6, 2002	Arkansas	46	Ole Miss	81	Oxford
Feb. 28, 2002	Arkansas	78	Ole Miss	60	Nashville, Tenn. (SEC)
Feb. 9, 2003	#14 Arkansas	62	Ole Miss	60	Fayetteville
Jan. 11, 2004	Arkansas	67	Ole Miss	61	Fayetteville
Feb. 29, 2004	Arkansas	73	Ole Miss	84	Oxford
Jan. 9, 2005	Arkansas	73	Ole Miss	85	Oxford
Jan. 30, 2005	Arkansas	52	Ole Miss	75	Fayetteville
Feb. 26, 2006	Arkansas	78	Ole Miss	85	Oxford
March 2, 2006	Arkansas	64	Ole Miss	94	N. Little Rock, Ark. (SEC)
Feb. 4, 2007	#20 Arkansas	87	Ole Miss	90 (2OT)	Fayetteville
Jan. 13, 2008	Arkansas	55	Ole Miss	63	Oxford
Feb. 15, 2009	Arkansas	70	Ole Miss	59	Fayetteville
March 5, 2009	Arkansas	60	Ole Miss	65	N. Little Rock, Ark. (SEC)
Jan. 10, 2010	Arkansas	71	Ole Miss	86	Oxford
Feb. 18, 2010	Arkansas	67	Ole Miss	59	Fayetteville
Jan. 23, 2011	#23 Arkansas	65	Ole Miss	69	Fayetteville
Feb. 17, 2011	Arkansas	56	Ole Miss	53	Oxford
Jan. 12, 2012	Arkansas	54	Ole Miss	60	Oxford
March 1, 2012	Arkansas	67	Ole Miss	47	Nashville (SEC)

ARKANSAS VERSUS OLE MISS

All Time:	11-23
In Fayetteville:	8-5
In Oxford:	1-14
Neutral:	2-4
Streak:	Arkansas W1
1 Point Games:	1-2
2-5 Point Games:	2-5
6-10 Point Games:	4-4
11+ Point Games:	4-12
Since joining the SEC:	10-20
In the SEC Tournament:	2-3
In the NCAA Tournament:	0-0
In the WNIT:	0-0
When Arkansas is ranked:	3-2
When Ole Miss is ranked:	1-6
In Overtime:	0-1
In November:	0-0
In December:	1-3
In January:	2-10
In February:	7-7
In March:	1-3
Under Collen:	4-6

MISSISSIPPI STATE (ARKANSAS LEADS 18-12)

Feb. 15, 1992	Arkansas	66	Miss State	76	Starkville
Feb. 13, 1993	Arkansas	80	Miss State	51	Fayetteville
Feb. 26, 1994	Arkansas	67	Miss State	61	Starkville
Feb. 26, 1995	Arkansas	86	Miss State	63	Fayetteville
Jan. 6, 1996	Arkansas	67	Miss State	77	Starkville
Jan. 5, 1997	Arkansas	84	Miss State	67	Fayetteville
Jan. 15, 1998	Arkansas	80	Miss State	73	Starkville
Jan. 28, 1998	Arkansas	89	Miss State	70	Fayetteville
Jan. 14, 1999	Arkansas	85	Miss State	58	Fayetteville
Jan. 28, 1999	Arkansas	60	Miss State	81	Starkville
Feb. 24, 1999	Arkansas	70	Miss State	79	Chattanooga, Tenn. (SEC)
Jan. 20, 2000	Arkansas	56	#22 Miss State	69	Starkville
Jan. 18, 2001	Arkansas	72	#21 Miss State	45	Fayetteville
March 1, 2001	Arkansas	94	Miss State	76	Memphis, Tenn. (SEC)
Jan. 24, 2002	Arkansas	82	Miss St. (OT)	85	Starkville
Feb. 20, 2003	Arkansas	59	#16 Miss State	72	Fayetteville
Feb. 1, 2004	Arkansas	55	Miss State	57	Starkville
March 4, 2004	Arkansas	74	Miss State	79	Nashville, Tenn. (SEC)
Jan. 16, 2005	Arkansas	83	Miss State	71	Fayetteville
March 3, 2005	Arkansas	80	Miss State	73	Nashville, Tenn. (SEC)
Jan. 5, 2006	Arkansas	66	Miss State	45	Starkville
Jan. 22, 2006	Arkansas	60	Miss State	58	Fayetteville
Jan. 7, 2007	#20 Arkansas	73	Miss State	81	Starkville
Feb. 1, 2007	Arkansas	75	Miss State	80	Fayetteville
Jan. 27, 2008	Arkansas	56	Miss State	42	Fayetteville
Jan. 25, 2009	Arkansas	65	Miss State	62	Starkville
Jan. 14, 2010	Arkansas	60	Miss State	78	Fayetteville
Jan. 9, 2011	Arkansas	61	Miss State	56	Starkville
Jan. 26, 2012	Arkansas	51	Miss State	35	Starkville
Feb. 19, 2012	Arkansas	67	Miss State	53	Fayetteville

ARKANSAS VERSUS MISS STATE

All Time:	18-12
In Fayetteville:	10-3
In Starkville:	6-7
Neutral:	2-2
Streak:	Arkansas W3
1 Point Games:	0-0
2-5 Point Games:	4-4
6-10 Point Games:	2-4
11+ Point Games:	12-4
Since joining the SEC:	18-12
In the SEC Tournament:	2-2
In the NCAA Tournament:	0-0
In the WNIT:	0-0
When Arkansas is ranked:	0-1
When Miss State is ranked:	1-2
In Overtime:	0-1
In November:	0-0
In December:	0-0
In January:	12-6
In February:	4-5
In March:	2-1
Under Collen:	5-3

SEC TEAM-BY-TEAM RESULTS

MISSOURI (ARKANSAS LEADS 5-4)

March 12, 1986	Arkansas	65	Missouri	66	Columbia (NCAA)
Nov. 30, 1986	Arkansas	66	Missouri	69	Bowling Green, Ky.
Dec. 30, 1997	#25 Arkansas	80	Missouri	79	Fayetteville
Dec. 19, 1998	Arkansas	80	Missouri	60	Fayetteville
Nov. 22, 1999	Arkansas	83	Missouri	76	Columbia
March 18, 2000	Arkansas	89	Missouri (OT)	88	Fayetteville (WNIT)
Nov. 20, 2000	Arkansas	67	Missouri	79	Columbia
Nov. 28, 2007	Arkansas	66	Missouri	53	Columbia
Dec. 21, 2008	Arkansas	55	Missouri	56	Fayetteville

SOUTH CAROLINA (ARKANSAS LEADS 18-8)

Feb. 1, 1992	Arkansas	58	South Carolina	51	Fayetteville
Jan. 30, 1993	Arkansas	51	South Carolina	76	Columbia
Feb. 12, 1994	Arkansas	87	South Carolina	77	Fayetteville
Feb. 11, 1995	#20 Arkansas	63	South Carolina	62	Columbia
March 3, 1995	#16 Arkansas	80	South Carolina	70	Chattanooga, Tenn. (SEC)
Jan. 21, 1996	#20 Arkansas	66	South Carolina	58	Fayetteville
Jan. 18, 1997	#13 Arkansas	82	South Carolina	71	Columbia
Jan. 24, 1998	Arkansas	86	South Carolina	67	Fayetteville
Jan. 24, 1999	Arkansas	88	South Carolina	80	Columbia
Jan. 27, 2000	Arkansas	87	South Carolina	79	Fayetteville
Jan. 2, 2001	Arkansas	49	South Carolina	66	Columbia
Jan. 13, 2002	Arkansas	66	#9 South Carolina	91	Columbia
Jan. 27, 2002	Arkansas	74	#7 South Carolina	46	Fayetteville
March 1, 2002	Arkansas	79	#12 South Carolina	61	Nashville, Tenn. (SEC)
Jan. 12, 2003	#11 Arkansas	67	#13 South Carolina	58	Fayetteville
Feb. 16, 2003	#13 Arkansas	59	#15 South Carolina	83	Columbia
Jan. 18, 2004	Arkansas	66	South Carolina	52	Columbia
Jan. 23, 2005	Arkansas	61	South Carolina	49	Fayetteville
Jan. 29, 2006	Arkansas	52	South Carolina	61	Columbia
Feb. 8, 2007	Arkansas	69	South Carolina	74	Fayetteville
Feb. 3, 2008	Arkansas	50	South Carolina	59	Columbia
Feb. 12, 2009	Arkansas	58	South Carolina	54	Fayetteville
Feb. 14, 2010	Arkansas	72	South Carolina	68	Columbia
Feb. 6, 2011	Arkansas	62	South Carolina	64 (OT)	Fayetteville
Feb. 9, 2012	Arkansas	68	#24 South Carolina	47	Fayetteville
Feb. 26, 2012	Arkansas	47	South Carolina	53	Columbia

TENNESSEE (ARKANSAS TRAILS 2-23)

Feb. 29, 1992	Arkansas	59	#2 Tenn.	105	Knoxville
Feb. 27, 1993	Arkansas	55	#1 Tenn.	72	Fayetteville
Jan. 2, 1994	Arkansas	67	#1 Tenn.	89	Knoxville
Feb. 7, 1995	#20 Arkansas	67	#2 Tenn.	87	Fayetteville
Jan. 17, 1996	Arkansas	66	#4 Tenn.	78	Knoxville
Dec. 29, 1996	#22 Arkansas	77	#6 Tenn.	75	Fayetteville
Jan. 1, 1998	Arkansas	58	#1 Tenn.	88	Knoxville
March 27, 1998	Arkansas	58	#1 Tenn.	86	Kansas City, Mo. (NCAA)
Dec. 17, 1998	Arkansas	62	#2 Tenn.	82	Fayetteville
Jan. 10, 2000	Arkansas	69	#2 Tenn.	79	Knoxville
Jan. 7, 2001	Arkansas	61	#2 Tenn.	76	Fayetteville
Feb. 7, 2002	Arkansas	65	#3 Tenn.	93	Knoxville
Jan. 30, 2003	#12 Arkansas	79	#4 Tenn.	92	Fayetteville
Jan. 8, 2004	Arkansas	44	#5 Tenn.	83	Knoxville
Feb. 26, 2004	Arkansas	71	#2 Tenn.	93	Fayetteville
Feb. 20, 2005	Arkansas	71	#8 Tenn.	84	Knoxville
Jan. 13, 2005	Arkansas	54	#6 Tenn.	72	Fayetteville
Feb. 5, 2006	Arkansas	37	#5 Tenn.	77	Knoxville
Feb. 22, 2007	Arkansas	68	#2 Tenn.	75 (OT)	Fayetteville
Jan. 24, 2008	Arkansas	55	#2 Tenn.	98	Knoxville
Jan. 22, 2009	Arkansas	67	#10 Tenn.	76	Fayetteville
Feb. 4, 2010	Arkansas	57	#5 Tenn.	74	Knoxville
Jan. 30, 2011	Arkansas	53	#5 Tenn.	72	Fayetteville
Jan. 8, 2012	Arkansas	38	#6/7 Tenn.	69	Fayetteville
Feb. 23, 2012	Arkansas	72	#6/7 Tenn.	71 (OT)	Knoxville

ARKANSAS VERSUS MISSOURI

All Time:	5-4
In Fayetteville:	3-1
In Columbia:	2-2
Neutral:	0-1
Streak:	Missouri W1
1 Point Games:	2-2
2-5 Point Games:	0-1
6-10 Point Games:	1-0
11 + Point Games:	2-1
Since joining the SEC:	First Meeting
In the SEC Tournament:	TBA
In the NCAA Tournament:	0-1
In the WNIT:	1-0
When Arkansas is ranked: 1-0	
When Missouri is ranked:	0-0
In Overtime:	1-0
In November:	2-2
In December:	2-1
In January:	0-0
In February:	0-0
In March:	1-1
Under Collen:	0-1

ARKANSAS VERSUS S. CAROLINA

All Time:	17-9
In Fayetteville:	10-2
In Columbia:	5-7
Neutral:	2-0
Streak:	South Carolina W1
1 Point Games:	1-0
2-5 Point Games:	2-2
6-10 Point Games:	7-3
11 + Point Games:	7-4
Since joining the SEC:	18-8
In the SEC Tournament:	2-0
In the NCAA Tournament:	0-0
In the WNIT:	0-0
When Arkansas is ranked:	5-1
When South Carolina is ranked:	4-2
In Overtime:	0-1
In November:	0-0
In December:	0-0
In January:	9-4
In February:	6-5
In March:	2-0
Under Collen:	3-4

ARKANSAS VERSUS TENNESSEE

All Time:	2-23
In Fayetteville:	1-11
In Knoxville:	1-11
Neutral:	0-1
Streak:	Arkansas W1
1 Point Games:	1-0
2-5 Point Games:	1-0
6-10 Point Games:	0-3
11 + Point Games:	0-20
Since joining the SEC:	2-23
In the SEC Tournament:	0-0
In the NCAA Tournament:	0-1
In the WNIT:	0-0
When Arkansas is ranked:	1-2
When Tennessee is ranked:	2-23
In Overtime:	1-1
In November:	0-0
In December:	1-1
In January:	0-10
In February:	1-11
In March:	0-1
Under Collen:	1-6

SEC TEAM-BY-TEAM RESULTS

TEXAS A&M (ARKANSAS LEADS 20-3)

Jan. 30, 1981	Arkansas	80	Texas A&M	62	Houston, Texas (SWC Tourn.)
Feb. 12, 1982	Arkansas	70	Texas A&M	60	College Station
Jan. 19, 1983	Arkansas	75	Texas A&M	57	Fayetteville
March 11, 1983	Arkansas	66	Texas A&M	57	Austin, Texas (SWC Tourn.)
Jan. 21, 1984	Arkansas	69	Texas A&M	63	College Station
Feb. 6, 1984	Arkansas	83	Texas A&M	70	Fayetteville
March 6, 1984	Arkansas	75	Texas A&M	66	Fayetteville (SWC Tourn.)
Jan. 2, 1985	Arkansas	81	Texas A&M	67	College Station
Feb. 2, 1985	Arkansas	75	Texas A&M	65	Fayetteville
Jan. 28, 1986	Arkansas	74	Texas A&M	65	College Station
March 1, 1986	Arkansas	75	Texas A&M	67	Fayetteville
Jan. 24, 1987	Arkansas	86	Texas A&M	69	Fayetteville
Feb. 25, 1987	Arkansas	63	Texas A&M	57	College Station
Jan. 16, 1988	Arkansas	56	Texas A&M	60	College Station
Feb. 16, 1988	Arkansas	79	Texas A&M	69	Fayetteville
March 10, 1988	Arkansas	58	Texas A&M	59	Dallas, Texas (SWC Tourn.)
Jan. 17, 1989	Arkansas	91	Texas A&M	90	Fayetteville
Feb. 18, 1989	Arkansas	74	Texas A&M	73	College Station
Jan. 20, 1990	Arkansas	70	Texas A&M	64	College Station
Feb. 20, 1990	#25 Arkansas	76	Texas A&M	63	Fayetteville
Jan. 22, 1991	#11 Arkansas	90	Texas A&M	66	Fayetteville
Feb. 24, 1991	#9 Arkansas	91	Texas A&M	68	College station
March 19, 2012	Arkansas	59	#17 Texas A&M	61	College Station (NCAA Tourn.)

VANDERBILT (ARKANSAS TRAILS 5-20)

Feb. 8, 1992	Arkansas	75	#13 Vanderbilt	79	Nashville
Feb. 6, 1993	Arkansas	59	#6 Vanderbilt	80	Fayetteville
Feb. 20, 1994	#18 Arkansas	58	#14 Vanderbilt	67	Nashville
Feb. 19, 1995	Arkansas	73	#8 Vanderbilt (OT)	71	Fayetteville
Jan. 14, 1996	#14 Arkansas	60	#2 Vanderbilt	65	Fayetteville
Jan. 12, 1997	#8 Arkansas	68	#10 Vanderbilt	77	Nashville
Jan. 18, 1998	Arkansas	80	#6 Vanderbilt (OT)	85	Fayetteville
Jan. 17, 1999	Arkansas	57	Vanderbilt	73	Nashville
Jan. 23, 2000	Arkansas	61	Vanderbilt	52	Fayetteville
Jan. 21, 2001	Arkansas	68	#15 Vanderbilt	64	Nashville
Jan. 31, 2002	Arkansas	67	#8 Vanderbilt	57	Fayetteville
March 2, 2002	Arkansas	78	#6 Vanderbilt	81	Nashville, Tenn.(SEC)
Jan. 23, 2003	#8 Arkansas	59	#18 Vanderbilt	76	Nashville
Jan. 29, 2004	Arkansas	69	#24 Vanderbilt	74	Fayetteville
Feb. 17, 2005	Arkansas	43	#22 Vanderbilt	78	Nashville
March 4, 2005	Arkansas	60	Vanderbilt	79	Nashville, Tenn.(SEC)
Jan. 8, 2006	Arkansas	52	#20 Vanderbilt (OT)	51	Fayetteville
Feb. 9, 2006	Arkansas	59	#22 Vanderbilt	64	Nashville
Jan. 4, 2007	#20 Arkansas	61	#11 Vanderbilt	98	Nashville
Jan. 28, 2007	Arkansas	34	#15 Vanderbilt	61	Fayetteville
Feb. 21, 2008	Arkansas	50	#25 Vanderbilt	63	Fayetteville
Jan. 29, 2009	Arkansas	61	#20 Vanderbilt (OT)	72	Nashville
Jan. 31, 2010	Arkansas	61	Vanderbilt	67	Fayetteville
March 4, 2010	Arkansas	64	Vanderbilt	65	Duluth, Ga.(SEC)
Jan. 20, 2011	#23 Arkansas	54	Vanderbilt	65	Nashville
Jan. 19, 2012	Arkansas	69	#25/22 Vanderbilt	47	Fayetteville

ARKANSAS VERSUS TEXAS A&M

All Time:	20-3
In Fayetteville:	10-0
In College Station:	8-2
Neutral:	2-1
Streak:	Texas A&M W1
1 Point Games:	2-1
2-5 Point Games:	0-2
6-10 Point Games:	10-0
11+ Point Games:	8-1
Since joining the SEC:	First Meeting
In the SEC Tournament:	TBA
In the NCAA Tournament:	0-1
In the WNIT:	0-0
When Arkansas is ranked:	3-0
When Texas A&M is ranked:	0-1
In Overtime:	0-0
In November:	0-0
In December:	0-0
In January:	9-1
In February:	8-0
In March:	3-2
Under Collen:	0-1

ARKANSAS VERSUS VANDERBILT

All Time:	6-20
In Fayetteville:	5-7
In Nashville:	1-12 (includes SEC Tourn.)
Neutral:	0-1
Streak:	Arkansas W1
1 Point Games:	1-1
2-5 Point Games:	2-6
6-10 Point Games:	2-3
11+ Point Games:	1-10
Since joining the SEC:	6-20
In the SEC Tournament:	0-3
In the NCAA Tournament:	0-0
In the WNIT:	0-0
When Arkansas is ranked:	0-6
When Vanderbilt is ranked:	5-15
In Overtime:	2-2
In November:	0-0
In December:	0-0
In January:	5-11
In February:	1-6
In March:	0-3
Under Collen:	1-7



ARKANSAS VERSUS CONFERENCES

(Based 2010-11 membership)



ATLANTIC 10

Dayton	4-0
Geo Washington	0-2
St. Bonaventure	1-0
St. Louis	3-0
St. Joseph's	0-1
Total	8-3



ATLANTIC COAST

Boston Col.	3-0
Clemson	3-0
Duke	1-2
Florida State	1-0
Georgia Tech	2-0
Maryland	1-1
Miami	1-0
N. Carolina	0-1
NC St.	0-1
Total	12-5



ATLANTIC SUN

East Tennessee State	1-0
Lipscomb	2-0
Mercer	2-0
Stetson	1-0
Total	6-0

BIG 12

Baylor	21-5
Colorado	1-2
Iowa State	1-1
Kansas	2-2
Kansas State	1-2
Missouri	5-4
Oklahoma	7-9



Oklahoma St.	10-10
Texas	3-21
Texas A&M	20-2
Texas Tech	16-9
Total	87-8



BIG EAST

Cincinnati	3-0
Connecticut	0-1
DePaul	2-1
Louisville	2-0
Marquette	1-0
Pittsburgh	1-0
Providence	2-0
Rutgers	0-2
Seton Hall	1-0
South Florida	1-0
West Virginia	0-1
Total	13-5



BIG SKY

Idaho State	1-0
Montana	4-0
Montana State	1-1
Portland State	1-1
Total	7-2



BIG SOUTH

High Point	1-0
Total	1-0



BIG TEN

Illinois	0-2
Indiana	2-1
Iowa	2-0
Michigan	1-0
Minnesota	1-1
Northwestern	2-1
Ohio State	1-0
Penn State	1-0
Purdue	0-2
Wisconsin	1-0
Total	11-7



BIG WEST

Long Beach	0-1
Pacific	2-0
Total	2-1



COLONIAL ATHLETIC

Delaware	1-0
Georgia State	1-0
UNC-W	1-0
Old Dominion	1-0
Virginia Commonwealth ..	0-1
Total	4-1

CONFERENCE USA

UAB	0-1
-----------	-----



Central Florida	1-0
Houston	14-8
Memphis	11-8
Rice	23-1
SMU	22-5
Texas El Paso	1-0
Tulane	3-0
Tulsa	16-2
Total	91-25



GREAT WEST

North Dakota	1-0
Total	1-0



HORIZON LEAGUE

Butler	2-0
Detroit	1-0
Loyola-Chicago	1-0
Total	4-0



IVY LEAGUE

Brown	1-0
Dartmouth	1-0
Harvard	2-0
Morgan State	1-0
Princeton	2-0
Total	7-0



METRO ATLANTIC

Iona	1-0
Total	1-0



MID CONTINENT

Centenary	3-0
UMKC	6-0
Oral Roberts*	13-8
Southern Utah	2-0
Valparaiso	1-0
Western Illinois	1-0
Total	26-8

ARKANSAS VERSUS CONFERENCES



MID-AMERICAN

Akron.....	1-0
Kent State	1-1
Western Mich.....	1-0
Total	3-1



MID-EASTERN

Coppin State	2-0
Florida A&M.....	2-0
Hampton	1-0
Howard.....	1-0
SC State	1-0
Total	7-0



MISSOURI VALLEY

Creighton	1-0
Drake	2-1
Illinois State	0-1
Missouri State.....	19-6
Northern Iowa.....	0-1
Southern Illinois	0-1
Wichita State	7-1
Total	29-11



MOUNTAIN WEST

Brigham Young	2-0
New Mexico	1-1
TCU	20-3
UNLV	2-1
Utah	2-1
Total	27-6



OHIO VALLEY

Austin Peay.....	2-0
Murray State.....	1-0
SIU-Edwardsville	2-0
Tennessee Tech.....	0-1
Tennessee State.....	2-0
Tennessee-Martin	1-0
Total	8-1
1-In the process of DI status	



PACIFIC-10

Arizona	0-1
Arizona State	1-0
California	2-1
Oregon	2-1
Oregon State.....	1-1
UCLA	1-0
Stanford.....	1-1
Washington.....	1-1
Washington State	2-0
Total	11-6



SOUTHERN

Davidson	1-0
Furman	1-0
Georgia Southern	2-0
Wofford	1-0
Total	5-0



SOUTHLAND

Central Arkansas	1-0
Lamar	2-3
McNeese	3-1
Nicholls State	1-0
NW State	9-3
Sam Houston.....	4-0
Southeastern La.....	1-0
Stephen F. Austin	8-3
Texas-Arlington	6-0
UT-San Antonio.....	3-1
Total	37-11



SWAC

Alabama State.....	2-0
Alcorn State.....	3-0
Grambling	6-0
Jackson State	2-0
Miss Valley State.....	7-0
Prairie View A&M.....	1-0
Southern.....	2-1
Texas Southern.....	3-0
Total	26-1



SUMMIT LEAGUE

Oral Roberts*	3-0
Western Illinois	1-0
Total	4-0



SUN BELT

Ark-Little Rock	1-0
Arkansas State	5-3
Denver.....	1-0
Florida Int'l	0-1
La-Lafayette.....	3-0
La-Monroe.....	9-0
Middle Tennessee.....	3-0
New Orleans.....	7-0
North Texas.....	2-1
S. Alabama.....	2-0
Western Kentucky	4-2
Total	37-7



WEST COAST

Loyola Marymount	1-2
St. Mary's (CA)	1-0
San Francisco.....	2-0
Total	4-2



WESTERN ATHLETIC

Boise State	2-0
Hawai'i	3-2
La. Tech	0-3
Total	5-5

*Changed Conferences

THE UNIVERSITY OF ARKANSAS



Founded in 1871, The University of Arkansas is the flagship institution of the University of Arkansas System. Located in Fayetteville in Arkansas' northwest corner, the U of A is the state's foremost partner and resource for education and economic development.

The U of A offers 213 baccalaureate, master's, doctoral, professional and specialist degree programs. In keeping with its status as Arkansas' land-grant university, the U of A has a 140-year-old mandate to educate, to conduct basic and applied research, and to extend knowledge and resources to the people of Arkansas and beyond through public engagement and service. The Carnegie Foundation for the Advancement of Teaching recently classified the U of A as a national research university with a very high level of research activity, based on the number of doctoral degrees awarded, research grants received, and other factors. The U of A is the only Arkansas institution with such a ranking and is among just 108 institutions in the United States (out of 4,633) to have received that classification.

The U of A has enormous influence over Arkansans' social, cultural, and recreational life, especially the widespread passion for the university's athletics teams, the Arkansas Razorbacks. The U of A's location in northwest Arkansas is viewed as one of the university's strongest attributes. Fayetteville is widely recognized as one of the best college communities in the U.S. The city's Dickson Street district abuts the U of A campus and features scores of restaurants, shops, and entertainment venues. Northwest Arkansas is a vibrant economic region with a national reputation for its high quality of life.

Three of the U.S.'s largest corporations have their world headquarters in the region: Tyson Foods, J.B. Hunt Transportation, and the world's largest retailer, Walmart, Inc. Because of their presence, many other corporations have established primary or secondary headquarters in Northwest Arkansas. Their close proximity to the U of A campus, along with their executives' and employees' active involvement in university life, offers students and faculty exceptional opportunities for research partnerships, internships, and post-graduation employment.

The U of A boasts one of the most unique features and traditions found on any college or university campus: Senior Walk, a nearly three-mile stretch of concrete sidewalks crisscrossing campus into which the names of every U of A graduate is engraved. More than 140,000 names currently appear, grouped alphabetically by year of graduation. Senior Walk epitomizes the university's emphasis on "putting students first," a philosophy captured in its tag line, "the YOU of A."

OLD MAIN

One of the original buildings on Arkansas' campus, Old Main symbolizes the strong connection to the past and the focus upon the future which come together in the present at the University of Arkansas. Completed in 1875, Old Main stood the test of time until the mid-1980s when age and modern building codes threatened to send it to the wrecking ball as had happened to its sister building at the University of Illinois. A major fund-raising campaign by alumni totally renovated Old Main. Reopening in 1992, the building maintains the feel of a Victorian-era building with high ceilings and elaborate wooden trim. Just below the surface of the period hardwood floors, Old Main is hard-wired to the internet and built to last well into its second century.

Even with renovation, Old Main remained unfinished until 2005. One of the gifts during the Campaign for the Twenty-First Century specified the installation of a clock, originally planned for the blank faces of the south tower.

As mentioned, Old Main was built from shared plans with its counterpart on the Illinois campus, with one important difference. The north tower of Arkansas' Old Main is taller than the south tower. Legend says this was symbolic of the Civil War as the lead engineer was a northern veteran.



THE UNIVERSITY OF ARKANSAS



The U of A features distinctive architecture, including its signature building, Old Main, finished in 1875. As the original administrative facility, the iconic building now houses the J. William Fulbright College of Arts and Sciences. The college is named in honor of former U of A President (and, later, U.S. Senator) J. William Fulbright, who helped create the prestigious international scholarship and fellowship programs that bear his name. The U of A's distinctive Fulbright Peace Fountain, designed by architect Fay Jones, recognizes its namesake's role in promoting peaceful resolution of world conflicts.

Academically, the U of A is organized into 10 schools and colleges: the Dale Bumpers College of Agricultural, Food and Life Sciences; the College of Education and Health Professions; the College of Engineering; the J. William Fulbright College of Arts and Sciences; and the Sam M. Walton College of Business. The university also features the Fay Jones School of Architecture, the Graduate School and International Education, the Honors College, the School of Law and the Global Campus, which provides academic outreach and programs to more than 15,000 learners a year.

The U of A's total annual operating budget for FY2012 is \$528 million. Tuition and fee revenues make up the largest source of revenues, followed by an annual state appropriation. Almost 77 percent of all full-time undergraduate students receive some form of financial aid. U of A undergraduate tuition rates were ranked 38th lowest in the nation among land-grant universities, in keeping with the university's emphasis on keeping itself accessible and affordable.

In August 2011, the U of A enrolled a record 23,119 students. The student body consisted of students from all 50 states and more than 100 countries. More than 300 student organizations also exist on campus. There are plenty of things to do on- and off-campus. The HPER Center, the university's state-of-the-art recreational facility, offers a great place to climb, swim, run, lift weights, do aerobics and yoga, or play basketball. Cultural and recreational options include attending lectures, readings, and theatrical performances, shopping opportunities, and listening to live music on nearby Dickson Street.

In 2009, University Chancellor G. David Gearhart presented a long-range strategic plan that was formally endorsed by the elected leaders of the faculty, staff, and student body. The plan emphasizes a commitment to "students first," and outlines goals and strategies to ensure that all students receive the resources and support they need to achieve their academic goals. The plan also emphasizes the U of A's commitment to transparency and accountability to the people of Arkansas in its operation.

More information about the U of A may be found at www.uark.edu.

SENIOR WALK

The University of Arkansas is proud to be the last university in the nation maintaining what once was a common tradition of etching its graduates' names into the campus sidewalks. The 100,000th graduate's name went down in cement during the 1990s. The names on Senior Walk stretch over three miles of campus sidewalks.

The story of Senior Walk is a perfect example of how the University of Arkansas brings its commitment to the past together with innovations for the future. When the costs involved in hand-etching names into concrete forced numerous other universities to give up, the University of Arkansas turned to its physical plant and engineering school grads to create a one-of-a-kind computerized sandblasting machine -- the SandHog. Each summer, the SandHog roars across the front lawn of Old Main, etching the names of graduates into sidewalks.



ARKANSAS LEADERS

DR. G. DAVID GEARHART

CHANCELLOR

Dr. G. David Gearhart became the chancellor of the University of Arkansas on July 1, 2008, following 10 years of service to the university as vice chancellor for university advancement. Previously he was senior vice president of Penn State University, during which time he was named a Fulbright Scholar, studying at Oxford University in Oxford, England.

His Bachelor of Arts degree is from Westminster College in Missouri. Both his law degree and his doctor of education degree are from the University of Arkansas. He is a native of Fayetteville.

Prior to being appointed chancellor, Dr. Gearhart oversaw the Campaign for the Twenty-First Century, the most successful capital campaign in Arkansas history, which raised more than \$1 billion for academic programs.

As chancellor, Dr. Gearhart instituted the first tuition freeze in 24 years and implemented a \$220 million campus building renovation and refurbishment plan, as well as a campus-wide energy savings plan. He has also undertaken a renewed emphasis on the arts on campus, including the establishment of the "All Steinway Campus."

Dr. Gearhart has additionally implemented a major cost savings program that has already resulted in over \$29.4 million in cost reduction and savings to the flagship campus. Campus enrollment has also grown by nearly 6,000 students in the past three years to almost 25,000 students. At the same time, diversity in the student body has increased significantly.

He and his wife of more than 35 years, Jane, have two children and two grandchildren.



DR. SHARON HUNT

FACULTY ATHLETICS REPRESENTATIVE

Chancellor G. David Gearhart appointed Dr. Sharon Hunt to be the faculty athletics representative (FAR) for the University of Arkansas in August 2010.

Dr. Hunt is the first woman and non-lawyer to hold the post. Dr. Hunt has been on the University of Arkansas faculty since 1990, and she served as the department head of the recently renamed Department of Health, Human Performance and Recreation from July 1, 1990 until June 30, 2011 except for the 2000-01 academic year, when she served as the interim dean of the College of Education and Health Professions. On June 30, 2011 Dr. Hunt stepped down as department head and returned to the faculty at the rank of Professor giving her more time to devote to the FAR position.

A high school athlete, Hunt's involvement with collegiate athletics dates back to her own college days at the University of Arkansas when she played extramural sports with the women's basketball and tennis teams prior to the enactment of Title IX.

After receiving her bachelor's and master's degrees in physical education from the university, she went on to earn a Doctor of Education degree from the University of Georgia, where she taught a variety of undergraduate courses as a graduate assistant. Upon the completion of her doctoral degree, she joined the faculty of the University of Kentucky for 13 years, where she taught both undergraduate and graduate courses and served as the graduate coordinator for the Department of Health, Physical Education and Recreation. In 1990, she and her family returned to Fayetteville.

The FAR's responsibilities lie in three broad areas: academic integrity within the athletics program, student-athlete well-being, and institutional control of the athletics program. Dr. Hunt is involved in the student-athlete advisory council on campus and chairs the Academic Credential Review Committee and Athletic's Academic Integrity Committee, and serves as an ex-officio member of the Faculty Athletics Committee. In addition, she travels to represent the University of Arkansas at various SEC and NCAA meetings.

Dr. Hunt was instrumental in establishing the graduate athletic training education program in the College of Education and Health Professions, and she has worked closely with athletics on that program. The athletics department provides support to students in the athletic training education program in the form of a stipend, books and travel to the Arkansas Athletic Trainers' Association annual meeting. Two endowed scholarships for athletic training students in honor of longtime Razorback trainers Dean Weber and the late Bill Ferrell were established through the athletics department.

Dr. Hunt has been married to David Hunt since 1973, and they have an adult son and daughter as well as a grandson.



ARKANSAS LEADERS

JEFF LONG

VICE CHANCELLOR FOR INTERCOLLEGIATE ATHLETICS & DIRECTOR OF ATHLETICS

Entering his fifth full year as Vice Chancellor and Director of Athletics, Jeff Long has guided the University of Arkansas' Department of Intercollegiate Athletics through a period of unprecedented transition and gained national attention for his leadership while revitalizing a tradition-rich athletics program encompassing 19 sports and more than 460 student-athletes.

Long leads a comprehensive athletics program uniformly committed to the development of student-athletes academically, athletically and socially. A part of Chancellor G. David Gearhart's Executive Committee, Long is helping to chart the course for the future of higher education at the University of Arkansas while integrating Razorback Athletics into the campus community. In each of the past three years, Razorback Athletics has made a \$1 million gift to support the university's academic mission. The department's total support of university and student programs and initiatives includes \$1.9 million in direct funding of academic programs.

Long's leadership and unwavering commitment to the student-athletes and maintaining integrity within intercollegiate athletics has not gone unnoticed. In 2011-12, Long was named a finalist for the *SportsBusiness Journal* and *SportsBusiness Daily* Athletic Director of the Year. In the spring of 2012, the Donald W. Reynolds Foundation and longtime chairman Fred W. Smith made a gift of more than \$1.25 million to the program in recognition of Long's leadership of Razorback Athletics.

In Long's tenure, Arkansas has captured 11 conference championships and advanced to 68 post-season competitions, including the school's first Bowl Championship Series appearance in football, while drawing more than a million fans annually to campus to cheer on the Razorbacks. In 2011-12, Arkansas finished No. 20 in the Learfield Sports Directors Cup, a year-long competition ranking the nation's most successful intercollegiate athletic programs, the fourth time in the past five years the Razorbacks have finished in the nation's top 25.

In the classroom, the Razorbacks continue to set new standards including posting a student-athlete grade point average of 3.07 in 2011-12. It marked the fourth consecutive year Razorback student-athletes posted a GPA exceeding 3.0. Arkansas exceeds the national APR multi-year rate by more than 10 points in 18 sports and has seen a steady rise in graduation success rates.

Student-athlete development has also been a priority including the establishment of the Razorback Leadership Academy, the first of its kind in the Southeastern Conference. In the community, Razorback student-athletes are more active than ever volunteering more than 5,000 hours of time for more than 100 agencies, organizations and schools.

One of the nation's most active athletic directors on Twitter, Long embraces the opportunity to interact with members of the Razorback Nation whether in person or through social media.

Long was selected to replace legendary athletic director and former Razorback football coach Frank Broyles and even before he officially took the reins on Jan. 1, 2008, Arkansas announced that it would combine its previously independent men's and women's athletic programs into one combined athletic program. Long adeptly blended the men's and women's athletic departments into one unified department and established a new administrative structure.

Long has also worked tirelessly to maintain long-time relationships and to forge new relationships for the benefit of the Razorback program including extending Arkansas' relationship with War Memorial Stadium and partnering with former Razorback Jerry Jones to develop the Southwest Classic, a football

series with Texas A&M played at the spectacular Cowboys Stadium.

Under Long's leadership, the program has fortified its financial standing ensuring more support for the development of student-athletes. According to the *Wall Street Journal*, Arkansas is one of only 22 self-sustaining Division I-A athletic programs in the nation. As economic indicators were beginning to point toward challenging economic times, Long signed Arkansas to a deal with IMG College to form Razorback Sports Properties that guarantees the Razorback program \$73 million during the course of the decade-long agreement. Long also negotiated an extensive all sports apparel and footwear agreement with NIKE, Inc. that will outfit all 19 Razorback sports programs through the 2014-15 season. In December 2011, *Forbes Magazine* estimated the value of the Razorback Football program at \$89 million, eighth in the nation. Arkansas saw the largest increase (59%) from the previous rankings released in 2009.

In 2010, Long moved to help meet the growing financial needs of fielding a nationally competitive all sports program. The athletic department launched the "Answer the Call" campaign through the Razorback Foundation which resulted in more than 2,600 new members and helped generate more than \$6.5 million in additional support for Razorback student-athletes.

With an eye towards the future, Long commissioned a comprehensive plan to assess the future facility needs of the program. Unveiled in October 2011, the Razorback Athletic Facilities Master Plan provided a vision and the road map for \$320 million of facility renovations and additions that will help all 19 Razorback sports remain competitive in the Southeastern Conference and nationally over the next 30 years. The first major project from the master plan, the football center, is currently being constructed with a targeted completion date in 2013.

A veteran administrator with a track record of the highest commitment to the concept of "student-athlete," Long has had more than two decades experience in athletic administration at the Division I level including at the University of Pittsburgh, University of Oklahoma, University of Michigan, Virginia Tech University, Eastern Kentucky University and Rice University. Long also understands the coach's perspective from time spent in coaching staff positions at Duke University, University of Michigan and North Carolina State University.

His experience as an athletic director and administrator in five of the six Bowl Championship Series conferences – the Big 12, Big Ten, Big East, Atlantic Coast and SEC – gives Long a uniquely informed perspective on intercollegiate athletics.

On the forefront of NCAA governance, Long has served on the NCAA Management Council, the NCAA's Sports Wagering Task Force and as a member of the Executive Committee of the Division I-A Athletic Directors' Association. Long currently serves on the NCAA Championships/Sports Management Cabinet.

Prior to assuming his current roles at Arkansas, Long served for four years as the athletic director at the University of Pittsburgh. Long redefined Pitt athletics, most notably through the "Quest for Excellence" campaign that raised nearly \$34 million to enhance the student-athlete experience. During his tenure the Panthers' were selected as the No. 17 overall program in the nation in the December 2006 *Sports Illustrated* on Campus' All-Sport Rankings.

Before arriving at Pitt, Long was senior associate athletic director at Oklahoma for two and a half years overseeing external affairs for the Sooners. In addition, Long was the primary administrator for the Sooners' highly successful football and men's basketball programs, along with sport supervision of baseball, wrestling and both golf teams.

Long's first appointment as a director of athletics was at Eastern Kentucky where he served for two and a half years. Prior to Eastern, Long had a brief stay with Virginia Tech as an associate athletics director.

He began his career in college athletic administration at Michigan, hired by legendary coach and athletics director, the late Bo Schembechler. During his seasons with the Wolverines, Long was promoted through a series of posts to the position of associate athletics director.

A former two-sport athlete at Ohio Wesleyan, Long earned seven varsity letters for the Bishops in football and baseball before completing his degree in economics in 1982. He started his post-graduate career in athletics working on head coach Tom Reed's staff as a graduate assistant football coach at the cradle of coaches, Miami University of Ohio. Long earned his master's in education at Miami in 1983, moving on to football staff positions at Rice, Duke and N.C. State prior to joining Michigan.

An Ohio native from Kettering, Long is married to the former Fanny Gellrich of Ann Arbor, Mich. The Longs have two daughters, Stephanie and Christina.



Follow me @JeffLongUA



The Longs: (l-r): Jeff, Fanny, Stephanie and Christina.

ATHLETIC DEPARTMENT ADMINISTRATION



BEV LEWIS
**ASSOCIATE VICE CHANCELLOR &
EXECUTIVE ASSOCIATE AD**

Bev Lewis has served the University of Arkansas and its Razorback athletic programs for more than three decades.

The former women's athletic director prior to the department merger in 2007-08, Lewis now serves as the associate vice chancellor and executive associate athletic director for administration and sport programs. Lewis is also the coordinator of a five-member sport administrator group that provides day-to-day administrative support for each of Arkansas' 19 sports. Lewis is the sport administrator for men's and women's cross country, men's and women's track and field, men's and women's golf, gymnastics, softball and volleyball. In addition, Lewis is the primary administrator working with the Razorbacks' strength and conditioning units and athletic training and sports medicine program as well as overseeing media relations. She also serves as a liaison to the faculty senate and the faculty athletic committee, and coordinates the department's NCAA certification, Title IX compliance and strategic planning. Lewis was elected to the 2011-12 Southeastern Conference Executive Committee assisting the league office in a leadership role.

The largest portion of her service to the university was her 19-year tenure as the Director of Women's Athletics. As a result of her strong emphasis on the classroom, Razorback female student-athletes received numerous academic honors including national academic All-American of the year, team academic national titles and the university's first two SEC/H. Boyd McWhorter Scholar-Athletes of the Year.

Her leadership was also a part of the success of the university's Campaign for the Twenty-First Century. Lewis directed Women's Athletics to over \$11.5 million in direct support for women's teams. During the campaign, Lewis received one of her greatest personal honors as Bob and Marilyn Bogle requested that Arkansas' \$6 million facility be named the Bev Lewis Center. In 1998, she was voted into the University Of Arkansas Hall Of Honor.

Lewis served collegiate athletics at the highest level as an administrator, first with the NCAA Championship Cabinet and recently on the NCAA Management Council. Prior to assuming the duties of AD, Lewis was women's cross country and track coach. Her Arkansas coaching milestones included the first women's squad to achieve a national ranking and the first conference championship team with the 1988 Southwest Conference Cross Country Championships.

Lewis earned her bachelor's degree from Central Michigan in 1979 and followed it with her master's from Purdue prior to her arrival at Arkansas in 1981. The former Bev Rouse is married to Harley Lewis.



**MATT
TRANTHAM**
**SENIOR ASSOCIATE AD FOR
INTERNAL OPERATIONS**

Matt Trantham joined the University of Arkansas in 2008 as the senior associate athletic director for internal operations. He oversees all

Razorback facilities and events.

With this role, Trantham has overseen the Razorback Athletics Facilities Master Plan recently unveiled in October 2011. Additionally he serves as Administrative supervisor for the new Arkansas Football Center scheduled for completion during the Summer of 2013. Additional projects forthcoming as part of the Master Plan will be a Student-Athlete Success Center, a basketball practice facility and a baseball and track indoor training facility with design/constructions teams recently approved by the Board of Trustees in Sept. 2012. Other projects supervised have been the \$2.5 million renovation of Bud Walton Arena in 2008, the \$1.3 million installation of synthetic playing surface and \$1.2 million installation of ribbon boards at Donald W. Reynolds Razorback stadium in 2009, expansion of Razorback soccer team facilities in 2011 and \$4.6 million installation of new video displays at Donald W. Reynolds Razorback stadium prior to the 2012 season.

Prior to joining Arkansas, Trantham began his career with the University of Oklahoma in July 1999 as the promotions director for the athletic department where he worked with all 20 of OU's teams. He was named assistant athletic director for event management in 2004 and was promoted to associate athletic director in 2006.

Prior to joining the Sooners, Trantham spent five seasons in professional sports in Washington, D.C. Trantham earned his bachelor's of science degree in business management from Centenary College in 1990 and a master's degree in sports management from the United States Sports Academy in 1998.

Trantham and wife Kristen are parents of two sons, Will and Davis, and two daughters, Morgan and Paige.

ATHLETIC DEPARTMENT ADMINISTRATION



JON FAGG
SENIOR ASSOCIATE AD FOR
COMPLIANCE AND
STUDENT-ATHLETE SERVICES

Jon Fagg joined the University of Arkansas as a senior associate athletic director for compliance and student-athlete services in the summer of 2008, overseeing all aspects of compliance and academics. He serves as a member of the senior management group for the Razorbacks and is the sport administrator for football and men's basketball.

Fagg supervises NCAA and Southeastern Conference rules compliance and education. He reports directly to the vice chancellor and director of athletics, and has an informational reporting relationship on compliance issues with the university's Office of the General Counsel.

In addition to compliance, Fagg also supervises the student-athlete services department which advises and offers support to more than 450 Razorback student-athletes.

Fagg joined the Razorback staff after spending the past seven years at North Carolina State. Hired in March 2001, he served four and half years as an assistant athletics director for compliance before being promoted to associate athletics director for compliance in the fall of 2005.

While with the Wolfpack, Fagg's responsibilities included coordinating all aspects of the NCAA compliance program, including rules education for intercollegiate staff and related university personnel, and advisement, education and interpretations regarding NCAA rules and regulations.

Prior to his tenure at North Carolina State, Fagg spent three years as the assistant athletics director for compliance at Fresno State. He also served one year as director of compliance for the Big South Conference.

His first athletics administrative experience came at Mars Hill College where he handled compliance duties as well as serving as an assistant coach for the football team for three seasons. His coaching experience also includes a stint as an assistant coach at Davidson from February 1992 to June 1993 and as a GA coach at his alma mater, the University of Arizona, from January 1991 to February 1992.

Fagg and his wife Amanda have three children: Jon Madison and twins, Reed and Ellie.



CLAYTON HAMILTON
SENIOR ASSOCIATE AD CHIEF
FINANCIAL OFFICER

Clayton Hamilton joined the Razorbacks in January, 2010, assuming the role of Chief Financial Officer with oversight of the athletic department's financial affairs, business operations, contracts, human resources, payroll, and retail store operations. He was promoted to Senior Associate AD in the summer of 2012.

Hamilton has over 16 years of financial management experience, including positions with the University of Colorado, Florida State University, the Dallas Cowboys and the Cleveland Cavaliers.

He is an active member of the College Athletic Business Management Association, having served most recently as president in 2009, and has served on various NCAA strategic task forces. He is also a past recipient of the College Athletic Business Manager of the Year Award, and was recognized in 2011 as one of Northwest Arkansas' Top Forty Under 40.

A native of Arkansas, Hamilton graduated from the University of Arkansas in 1994 with a bachelor's degree in accounting. He obtained a master's degree in sports management from the United States Sports Academy in 1997, and his CPA certification from the State of Arkansas in 1998.

Hamilton and his wife Stephanie have two children, Lauren and Caylee.



Members of the 2012-13 Senior Staff helped newcomers move into campus housing last year. Pictured are (l-r): Chris Wyrick, Byron Hatch, Chris Pohl, Mark Scobey, Eric Wood, Clayton Hamilton and Kevin Trainor.

ATHLETIC DEPARTMENT ADMINISTRATION



BYRON HATCH
ASSOCIATE AD FOR BUSINESS

Byron Hatch joined the Razorback Athletics Department in July 2012 as the Associate Athletic Director for Business. Hatch joins the Razorbacks after spending the past seven years at the NCAA serving most recently as the director of championships and alliances.

Hatch, a native of Humphrey, Ark., earned his undergraduate degree in accounting from the University of Central Arkansas (UCA) and a law degree from the University of Arkansas at Little Rock (UALR). While in law school, Hatch worked in the offices of the Arkansas Public Defender Commission and the Pulaski County Public Defender in Little Rock, Ark.

As the NCAA's associate director of the Division I Men's basketball championship (2007-11) and then the director of championships and alliances (2011-12), Hatch served as a liaison to the Division I men's basketball committee and championship hosts assisting with the planning and conducting of the NCAA Division I Men's Basketball Tournament. Hatch was responsible for the financial administration of the championship and helped oversee the site selection process. He also was responsible for the supervision of NCAA officiating responsibilities for the championship including serving as the liaison to the National Coordinator of Men's Basketball Officiating. Hatch also worked with the NCAA Corporate and Broadcast Alliances staff to coordinate NCAA corporate champions' and partners' exposure and marketing opportunities throughout the championship.

Prior to his work in the championships and alliances division, Hatch worked in the NCAA's Department of Academic and Membership Affairs as a coordinator (2005), assistant director (2005-07) and associate director (2007). Hatch and his wife Marla, have two daughters, McKinley and Brooklyn.



CHRIS POHL
ASSOCIATE AD FOR EVENTS

A former championships director for the NCAA, Chris Pohl joined Arkansas in 2002 to manage marketing and promotion for the women's sports after 11 years at the NCAA. Pohl moved into event management in 2008 and oversees the event management department which coordinates all home and post-season events for the Razorbacks. In 2012, Pohl became the sport administrator duties for soccer as well. Her primary sport responsibilities include football, men's basketball, soccer and swimming and diving. Pohl and her staff prepare and monitor budgets for events, work with service departments including facilities, custodial services and grounds, handle game management responsibilities for all on-campus athletic events; ensuring all aspects of the facilities are ready for competition and spectator hosting, coordinate fan services for game and event management including marketing and promotions, parking services, public safety, law enforcement, life safety/emergency responders, merchandising, concessions, and other aspects of creating a first-class spectator experience.

A 1981 graduate of Central Michigan and basketball letter-winner, she earned her master's in 1984 from Penn State.



BRIAN PRACHT
ASSOCIATE AD FOR MARKETING

Brian Pracht joined the University of Arkansas Athletic Department staff as the associate athletic director for marketing and licensing in July 2010.

His responsibilities at Arkansas include overseeing marketing, promotions, ticket sales, RazorVision Productions, website development and spirit squads while also serving as the staff liaison to the University's multi-media rights holder (IMG College/Razorback Sports Properties). He is a member of the athletic department's executive staff. Pracht also directs the University's trademark licensing program, which currently ranks in the top 15 for gross revenue production among all Collegiate Licensing Company partners, and serves as the staff liaison to the SEC's television partners.

With more than 17 years of experience in intercollegiate athletics, Pracht joined the Razorback staff following seven years at Wichita State where he was the senior associate athletics director for external operations.

Pracht graduated in 1994 with a bachelor's degree in business administration from Emporia State in Kansas. He and his wife Amy have two daughters, Caroline and Lily.



TRACEY MAYS STEHLIK
ASSOCIATE AD FOR COMPLIANCE

Entering her 29th year with the University of Arkansas, Tracey Mays Stehlik serves as the associate athletic director for compliance for Razorback athletics. In addition, she is a member of the sport administrator's group, overseeing women's basketball, men's and women's tennis and swimming and diving.

Stehlik began her career as an assistant women's basketball coach with the Razorbacks, and was a part of the staff that won the only women's hoops conference championships at Arkansas. As an assistant coach, she recruited some of the greatest players in UA history, including former All-American Delmonica DeHorney, and helped lead Arkansas to back-to-back South-west Conference titles.

She left the court and moved into athletic administration in 1995 and was promoted to associate athletic director for compliance in 1997. Stehlik's duties included the oversight of compliance, eligibility, academics and event management for the then-separate women's athletics department. Among her numerous areas of responsibility, Stehlik has served as the meet director for several SEC and NCAA events the NCAA Indoor Championships from 2003 to 2008, and the 2009 NCAA Gymnastics Regional meet. Stehlik moved into her current role when the Razorback Athletic Departments unified in 2008. As the associate athletic director for compliance, Stehlik is responsible for the oversight of all areas of compliance including eligibility, financial aid and the student-athlete opportunity fund. She oversees the day-to-day office operations and its staff and has been a leader in the on-going compliance educational efforts for the department.

A 1982 graduate of Alabama-Birmingham with a degree in communications, Stehlik has the distinction of scoring the first point in UAB women's basketball history as a member of the first Blazer team. She earned her master's degree in athletic administration at the University of Kansas where she served as a graduate assistant basketball coach from 1983 to 1985. Stehlik and her husband, Wayne, have two daughters, Mollie, a sopho-

ATHLETIC DEPARTMENT ADMINISTRATION

more at Arkansas, and Maggie, a senior at Fayetteville High. Wyane is the director of athletics for the Springdale (Ark.) public schools.



KEVIN TRAINOR

ASSOCIATE AD FOR PUBLIC RELATIONS

Starting his 18th season at Arkansas, Kevin Trainor is in his fifth year as associate athletic director and his third as the department's Public Relations Director. Trainor coordinates the department's executive and crisis management communications and is the primary department liaison with University Relations.

He is in charge of producing the department's annual report and serves as managing editor of Inside Razorback Athletics. He also serves as the sports administrator for baseball.

Trainor was a nearly 20-year veteran in the media relations office before assuming his current role. A university graduate in journalism in 1994, he earned his master's at Arkansas in 2005. He is an active member of the Public Relations Society of America.

Trainor and his wife, the former Ruth Whitehead, are the parents of two daughters, Emma and Ellie.



ERIC A. WOOD

ASSOCIATE AD FOR STUDENT-ATHLETE SERVICES

Eric A. Wood joined the university in 2009, and is responsible for the oversight of student-athlete services including academic support, life skills and career development programs that contribute to the personal growth and character development of our more than 460 Razorback student-athletes. Other responsibilities include housing, student conduct, student-athlete appearance requests, drug testing administration, coordinator of diversity initiatives and the liaison to Student Affairs. Wood, a member of the athletics department senior staff was promoted to Associate Athletic Director July 2011 and currently serves on the departments Executive Staff.

Wood and his wife Celia have a daughter, Eliana Jewel.



JUSTIN MALAND

ASSISTANT AD FOR FACILITIES

Justin Maland joined the Razorbacks in 1999 and is beginning his seventh year as an Assistant AD for facilities in 2012. His areas of responsibility include oversight of all Razorback athletic facilities, including budgeting, game day operations, scheduling, upkeep, maintenance, long-range planning, daily facility operations, contracting services with outside vendors and coordination of special events. Maland supervises a staff whose responsibilities include custodial and housekeeping, buildings, grounds and other service areas and oversees external events and facility operations on campus.

The Harrison, Ark., native and former college student-athlete, provides management services in all athletic facility renovation projects and construction management of all new projects including the state-of-the-art Razorback Football Center, part of the Athletic Department's Master Plan. One of Maland's recent projects is the installation of the new videoboard for Razorback Stadium.

Maland is a 1999 graduate of Hendrix College and earned his master's degree in sports management at Arkansas in 2001.

Maland is married to the former Sarah Parnell of Booneville and they have three children, Macy, Jack and Addy.



MARK SCOBEY

ASSISTANT AD FOR TICKET SERVICES

Charged with the supervision of ticket operations for all University of Arkansas men's athletic department-related sporting events, Mark Scobey is in his 36nd season with the Razorbacks. He was promoted to Assistant AD for Ticket Services in August 2012.

During his tenure at the University of Arkansas, Scobey has assisted with ticket sales for a wide assortment of events on the Fayetteville campus, including SEC and NCAA hosted championship events in baseball, tennis and track. He has also been affiliated with 20 post-season football bowl games, the 1995, 2002 and 2006 SEC football championship games, and 23 post-season basketball tournament teams, including the 1978, 1990, 1994 and 1995 Final Four clubs.

In December 2002, Scobey worked with Paciolan Systems, Inc., as the project manager for a major software upgrade of the athletic department ticketing system. The addition of on-line ticket sales is now 35% of ticket volume and has given the ticket office staff more time for customer service.

Scobey joined the UA athletic staff in 1977 as an assistant athletic ticket manager and became ticket manager in 1983.

A native of Warren, Ark., Scobey lives in historic Eureka Springs.

RAZORBACK SUPPORT SERVICES



ACADEMIC SERVICES

Recognizing the difficulty of balancing the demands of athletic competition at the highest level and completion of the rigorous academic standards of a Carnegie research-level university, the Razorback Athletic Department provides support services through both facilities and personnel to guide Arkansas student-athletes to their ultimate goal: University of Arkansas diploma.

The key components of the Center for Student-Athlete Success (CSAS) are personal development, career development, academic tutoring, study hall facilities, class attendance monitoring and incentive awards recognizing academic achievement.

BOGLE ACADEMIC CENTER

There is no higher priority for the University of Arkansas Athletic Department than the academic progress of its scholar-athletes. Thanks to the generous gift of Bob and Marilyn Bogle, the home of the Razorback Athletic Department's Student-Athlete Academic Support and Achievement program is the Bob and Marilyn Bogle Academic Center. The 15,000-square foot Bogle Academic Center is located in the east side of Donald W. Reynolds Razorback Stadium. Under the overall direction of Senior Associate Athletic Director Jon Fagg, the Bogle Academic Center houses the Arkansas Razorbacks Academic Support Program, the Razorback Student-Athlete Development Office and the Career Development Program.

Associate Athletic Director for Academics and Student-Athlete Development Eric A. Wood oversees the staff of professionals dedicated to directing student-athletes to reach their personal academic goals, and to do so in ways that balance their academic, athletic and personal lives.

STUDY HALL AND TUTORS

A quiet setting for uninterrupted study, the Bogle Academic Center provides three types of study hall space. The computer lab has more than 30 stations for individual computer-based study. An open study hall is available for group or individual study, and monitored by staff members of the SAASA. There are 17 individual study carrels that provide space for tutors to meet with student-athletes for individual instruction in specific subjects.

Each Razorback team sets its own criteria for study hall attendance. The use of tutors is a key element for academic success, allowing for individualized assistance and for reaching academic excellence in advanced subjects.

STUDENT-ATHLETE DEVELOPMENT

The mission of the Student-Athlete Development Office is to contribute to the personal growth and character development of Razorback student-athletes through holistic programming for success in life.

The Student-Athlete Development Office continues to expand its commitment to the offerings and opportunities in the following areas:

- * Academic Excellence
- * Athletic Excellence
- * Career Development and Graduate School Preparation
- * Community Service
- * Personal Development
- * Health and Wellness
- * Leadership and Character Development
- * Financial Planning

RAZORBACK SUPPORT SERVICES

Our Goals

- * Provide the resources to support the academic progress toward intellectual development and graduation for our student-athletes.
- * Provide career development programs that will enable our student-athletes to develop and pursue career and life goals.
- * Engage our student-athletes in experiences involving the university, local, state, national, and global communities through services.
- * Support the development of a well-balanced lifestyle, decision-making skills, encouraging emotional well-being, and personal growth for our student-athletes.
- * Invest in the personal development of our student-athletes through various programs that enable them to be successful in the classroom, the community, and in their athletic activities.

The Student-Athlete Development Office coordinated more than 6,000 hours dedicated to service in Northwest Arkansas and worldwide. Razorback student-athletes worked with more than 100 agencies giving of their time and energy last season.

Razorback student-athletes took advantage of the Razorback Leadership Academy, the first of its kind in the SEC in 2010-11 as well. Student-athletes, coaches and staff were shown steps to become better leaders on their teams, in the classroom, in the workplace and in life.

Finally, student-athletes participated in Hogs in Transition, a program designed to help Razorbacks make the move to life after college and athletics. Student-athletes took part in career fairs, corporate office visits and interview training.

New for 2011-12 was the debut of the Hogspy awards, modeled after the ESPY's, to recognize academic and athletic achievements as well as leadership and community service.

COMPLIANCE

The University of Arkansas Department of Intercollegiate Athletics is proud to have your interest and support in the Razorbacks. The Razorback Athletics Compliance Office works hard to educate its student-athletes, coaches, staff and boosters on the rules and regulations mandated by the Southeastern Conference and the NCAA.

SEC and NCAA rules and regulations can be complex, and every situation is different. The Razorback Compliance Office makes every effort to disseminate information, and they encourage student-athletes, coaches, staff and boosters to contact them if there are questions.

The Razorback Athletics Department is proud of your support of the Razorbacks, but we caution you that inadvertent actions by our fans may jeopardize the department, current student-athletes or potential student-athletes.

MARKETING

The excitement and support of the University of Arkansas athletic teams is at an all-time high. Recently, single-game attendance records have been set for many sports including football, baseball, gymnastics, soccer and soccer. Bud Walton Arena has also seen an insurgence of fans with Mike Anderson's return to Fayetteville

with his "Fastest 40 Minutes in Basketball" recapturing the spirit of Razorback fans.

State-of-the-art facilities, the nation's best coaches and players and the greatest fans in college athletics come together for some of the most exciting events that take place in the state of Arkansas. The Razorback marketing staff is a big part of the behind-the-scenes success of all 19 teams at the university. They assist in the branding of our image, getting information to our fans and helping to fill our venues.

Their work is evident in our stadiums, on the videoboard and during pre-event, halftime and post-events. They work with sponsors, maintain the department's social media presence and welcome new fans with creative ticket and suite packages. The Razorback Marketing Office also handles the University's trademark licensing program ensuring fans get the Razorback quality they have come to expect.

SPIRIT SQUAD

Along with being a Razorback, serving as a Razorback Spirit Squad member has a long tradition at the University of Arkansas. Currently, the Razorbacks have two co-ed cheer squads - Arkansas Cheer and Razorback Cheer that inspire the crowds at all home and away football games, mens and womens basketball games, volleyball matches, gymnastics meets and many other pep rallies and on-campus and NWA community events.

Arkansas also has two dance teams, Arkansas Pom and Razorback Pom, that perform at all home football games, mens and womens basketball games as well as pep rallies and on-campus and community events. The squads also perform at baseball games as the RBI Girls. Both the cheer and dance teams compete nationally at the Universal Cheer and Dance team competitions in Orlando in January.

Arkansas has a team of uniformed mascots, led by the original Big Red, the Fighting Razorback. Sue E. joined the family along with kid-sized Pork Chop in the late 1990s. Boss Hog is a 9-foot-tall inflatable mascot and Ribby, the baseball mascot complete the mascot team. They can be found at all Razorback games and events.

Jean Nail serves as the director of the spirit squad program and is assisted by Kraig Jimenez, cheer coach and Brooke Bailey, dance coach. For more information on the cheer, pom and mascots and tryouts, go to the Spirit Squad section of ArkansasRazorbacks.com.

SPORTS MEDICINE

The University of Arkansas Sports Medicine staff is committed to provide each Razorback student-athlete with state-of-the-art medical care. The goal of our sports medicine program is to assist every student-athlete in staying healthy and injury free. The athletic training staff, in conjunction with our team physicians, will coordinate the delivery of professional and comprehensive preventative, treatment, rehabilitation, and counseling services.

WOMEN'S BASKETBALL SUPPORT STAFF



TODD BARBOUR

Director of Strength and Conditioning for Olympic Sports

Todd Barbour joined the Razorback staff as Arkansas' director of strength and conditioning for Olympic sports in the summer of 2008.

Barbour has 15 years of experience in the strength and conditioning field and joins the athletic department staff after spending the four previous years as the director of performance at the Performance and Wellness Institute in Greeley, Colo.

He also spent five years as an assistant strength and conditioning coach at Oregon State, and five years as a high school strength and conditioning coach as well as a football and softball coach in Billings, Mont.

Barbour earned his bachelor's in physical education and sports science from the University of Idaho in 1994. He earned certification from the National Strength and Conditioning Association in 2001 and the Collegiate Strength and Conditioning Coaches Association in 2002.

At the Performance and Wellness Institute, he designed, developed and implemented philosophy and principles for fitness, regeneration, rehabilitation and pre-habilitation. He also designed the new facility, budgeted, and researched and purchased all equipment.

Barbour assisted in the development and implementation of protocol for orthopedic evaluations, injury screens, athletic consults, emergency procedures, "performance inhibitors" and post-surgical workout evaluations. He recruited athletes in the sports of baseball, softball, golf, volleyball, football and basketball to train in northern Colorado at the Performance and Wellness Institute.

A presenter and participant in regional and national conferences and seminars on strength and conditioning and sport nutrition, he has also been a director and presenter at pre-season, in-season and summer training camps, and designed and presented a speed and agility demonstration at the NSCA State Clinic hosted by the Oregon State Strength and Conditioning Department.

At OSU, where he was hired by football coach Dennis Erickson and was the first assistant for football, he was a coach and presenter at summer camps for football, baseball, softball and basketball.

Barbour and his wife, Angie, have three sons, Tysen, Ayden and Tanner.



NATALIE TROTTER

Basketball Athletic Trainer

Natalie Trotter joined the Razorback Athletic Training Room in August 2012 working with women's golf and women's basketball.

Trotter comes to Fayetteville after more than four years at Arkansas State University where she worked with women's basketball, tennis and bowling for the Red Wolves.

Trotter has served as a speaker at NEA Coaches Cooperative Workshop (2008-2011) and as an instructor at MASH Summer Workshops (2009-2012) during her career. She participated in the International Sports Connection - Basketball Exchange in 2012, delivering supplies and teaching/lecturing in Uganda and has appeared in several panels and committees for the NATA, SWATA and AATA.

Prior to her time at Arkansas State, Trotter served as the certified athletic trainer for Troy University's women's basketball and tennis teams and was an intern working with track and field at Auburn University.

A 2006 graduate of Valdosta State University in sports medicine/athletic training, Trotter earned her master's degree in sport and fitness management from Troy University in 2008.



TAMESHA GREENLEE

Academics

Tamesha Greenlee returned to the Razorback academic center in August 2008 as a full-time assistant academic coordinator. Greenlee works with the women's basketball team and her duties include monitoring academic progress to ensure student-athletes are meeting University, Southeastern Conference, and NCAA requirements, tracking continuing eligibility, and providing registration and advising services.

Prior to her fall hiring in the academic center, Greenlee worked as a student development specialist and communications coordinator at Arkansas for two years.

A 2004 honor graduate of Arkansas Tech in speech communications, she worked with both the ATU Wesley Foundation and several of ATU's student affairs offices during her undergraduate days. Greenlee was an honor graduate of Nashville High in Nashville, Ark., and earned her master's degree at the University of Arkansas in higher education in 2006.

THE RAZORBACK FOUNDATION, INC.



Performing the vital role of supporting the student-athletes at the University of Arkansas with financial support, the Razorback Foundation, Inc., is in its fourth decade of working alongside the athletic department to advance Razorback athletics.

The goal of the foundation is ensuring that the more than 460 student-athletes at Arkansas have the equipment, facilities, and overall support to achieve the goals of graduation and athletic achievement.

Over the past year, with the support of our dedicated members, the Razorback Foundation has experienced a year of dynamic growth in multiple areas. Our membership and annual fund dollars raised is at an all-time high and it can be directly attributed to the passion and commitment of those who love the Razorbacks. Additionally, the Razorback Foundation saw another increase in Capital gifts, and the result of this generosity is the construction of a new Football Center, which is scheduled for completion in 2013.

The Foundation, officially incorporated and relocated off campus in 1988, has helped provide financial aid for the construction of the Broyles Athletic Center (football and administrative offices), Charlie Baum Stadium at George Cole Field (baseball), John McDonnell Field (outdoor track and field), Randal Tyson Track Center (indoor track and field), Dills Indoor Tennis Center, the George M. Billingsley Tennis Center (outdoor), Donald W. Reynolds Razorback Stadium (football) and Bogle Park (women's softball). In the future, as new facilities are planned and others enhanced, we will again need the support of all those who have a desire for the University of Arkansas to provide the very best for our student-athletes.

Mission Statement

The stated mission of the Razorback Foundation, Inc., is to support the athletic endeavors of the University of Arkansas Razorbacks.

The Foundation assists our student-athletes by providing for scholarships, facilities and various programs that enable them to realize their dreams of achieving a quality college education while participating in athletics on a nationally competitive level.

Membership Levels

The opportunity to participate in the annual fund giving to the Razorback Foundation, Inc., has several levels, beginning at the \$50 Razorback level and continuing up to Broyles-Matthews Scholarship Platinum (\$20,000 or more). For more information about levels of giving and benefits, please visit the foundation's website at RazorbackFoundation.com.

BOARD OF DIRECTORS

Mr. Ken Mourtou, Chairman
Mr. Ralph Bradbury
Mr. Scott Bull, Secretary
Dr. Bo Busby
Mr. Rick Chapman
Ms. Jeanne Groff
Mr. Quinn Grovey
Mr. Gene Hudson
Mr. Jim Lindsey
Mr. Charles Scharlau, Treasurer



Chris Wyrick
Executive Director



Sean Rochelle
Senior Assoc. Director



Norm DeBriyn
Associate Director



Billye Veteo
Chief Financial Officer



Marvin Caston
Assistant Director



John Gourlay
Assistant Director



Elizabeth Sullivan
Assistant Director



Charlotte
Faucette
Member Relations



Jackie Rollins
Member Relations



Debbie Scoggin
Member Relations



Julia Woods
Member Relations



Stacy Allen
Receptionist



HAROLD HORTON

Executive Director Emeritus
Harold Horton served the University of Arkansas for 40 years as a football student-athlete, coach and administrator before stepping down

from his role as Executive Director of the Razorback Foundation in July 2012.



FRANK BROYLES

Athletic Director Emeritus
J. Frank Broyles joined the Razorback Foundation on Jan. 1, 2008 after completing 50 years of service to the University of Arkansas including

19 years as the head football coach and more than 34 years as the men's athletic director.



DONITA RITCHIE

Administrative Associate to Frank Broyles

This is . . .

RAZORBACK COUNTRY

FAYETTEVILLE, ARKANSAS



Whether you crave the country...

Or the city...

Northwest Arkansas has something for everyone



ERIN
GATLING

KELSEY
HATCHER

1213 SCHEDULE

November 4	Rogers State (exh)	FAYETTEVILLE
November 9	Jackson State	FAYETTEVILLE
November 15	Tulsa	Tulsa, Okla.
November 19	Oral Roberts	Tulsa, Okla.

Waikiki Beach Marriott Rainbow Wahine Showdown	Honolulu, Hawai'i
November 23	Oklahoma
November 24	Hawai'i
November 25	Oregon

November 29	Texas Southern	FAYETTEVILLE
December 2	Pepperdine	FAYETTEVILLE
December 6	Kansas	FAYETTEVILLE
December 16	Furman	Furman, S.C.
December 18	Mississippi Valley State	FAYETTEVILLE
December 19	Northwestern State	FAYETTEVILLE
December 21	Coppin State	FAYETTEVILLE
December 28	Auburn	Auburn, Ala.
January 3		

January 6	Texas A&M*	FAYETTEVILLE
January 10	LSU*	FAYETTEVILLE
January 13	Vanderbilt	Nashville, Tenn.
January 17	Georgia*	FAYETTEVILLE
January 24	Missouri*	Columbia, Mo.
January 27	South Carolina*	FAYETTEVILLE
January 31	Ole Miss	Oxford, Miss.
February 3	Mississippi State*	Starkville, Miss.
February 7	Kentucky*	FAYETTEVILLE
February 10	Alabama*	Tuscaloosa, Ala.
February 17	Missouri*	FAYETTEVILLE
February 21	Georgia*	Athens, Ga.
February 24	Tennessee*	FAYETTEVILLE
February 28	Florida*	Gainesville, Fla.
March 3	Ole Miss*	FAYETTEVILLE
March 6-9	SEC Tournament	Duluth, Ga.
March 14	SIU-Edwardsville	FAYETTEVILLE