

BE ARKANSAS



2015-16

@RazorbackWBB

Record Book



| @RazorbackWBB



*"We are going to guard hard
and be hard to guard" – Arkansas head coach Jimmy Dykes*

2015-16 RAZORBACKS SCHEDULE

DAY	DATE	OPPONENT	SITE	TIME (CT)	MEDIA
Exhibition Game					
SUNDAY	NOV. 8	MISSOURI SOUTHERN (EXH)	FAYETTEVILLE	2 P.M.	--
FRIDAY	NOV. 13	SOUTHEASTERN LOUISIANA	FAYETTEVILLE	10:30 A.M.	SECN+
SUNDAY	NOV. 15	SAM HOUSTON STATE	FAYETTEVILLE	2 P.M.	SECN+
Wednesday	Nov. 18	at South Dakota State	Brookings, SD.	7 p.m.	--
MONDAY	NOV. 23	TULSA	FAYETTEVILLE	7 P.M.	SECN+
Thanksgiving Tournament					
Friday	Nov. 27	Louisiana-Lafayette	San Juan, Puerto Rico	1:30 p.m.	--
Saturday	Nov. 28	Oregon State	San Juan, Puerto Rico	1:30 p.m.	--
WEDNESDAY	DEC. 2	MISSOURI STATE	FAYETTEVILLE	7 P.M.	SECN+
Sunday	Dec. 6	at Rutgers	Piscataway, N.J.	TBA	--
THURSDAY	DEC. 10	ORAL ROBERTS	FAYETTEVILLE	8 P.M.	SEC NETWORK
Sunday	Dec. 13	at Butler	Indianapolis, Ind.	TBA	--
Big 12/SEC Challenge					
Sunday	Dec. 20	vs. Texas	Oklahoma City, Okla.	1:30 p.m.	FSN1
MONDAY	DEC. 28	MISSISSIPPI VALLEY STATE	FAYETTEVILLE	7 P.M.	SECN+
WEDNESDAY	DEC. 30	NEW ORLEANS	FAYETTEVILLE	7 P.M.	SECN+
Sunday	Jan. 3	at South Carolina*	Columbia, S.C.	TBA	ESPNU
THURSDAY	JAN. 7	TEXAS A&M*	FAYETTEVILLE	TBA	Whip Around
Sunday	Jan. 10	at Mississippi State*	Starkville, Miss.	TBA	SECN+
THURSDAY	JAN. 14	TENNESSEE*	FAYETTEVILLE	8 P.M.	SEC Network
SUNDAY	JAN. 17	MISSOURI*	FAYETTEVILLE	2 P.M.	SEC Network
Thursday	Jan. 21	at LSU*	Baton Rouge, La.	7 p.m.	SECN+
Sunday	Jan. 24	at Auburn*	Auburn, Ala.	3 p.m.	SEC Network
THURSDAY	JAN. 28	FLORIDA*	FAYETTville	7 P.M.	SECN+
SUNDAY	JAN. 31	MISSISSIPPI STATE*	FAYETTEVILLE	2 P.M.	SECN+
Thursday	Feb. 4	at Tennessee*	Knoxville, Tenn.	6 p.m.	SECN+
SUNDAY	FEB. 7	VANDERBILT	FAYETTEVILLE	6 P.M.	SEC Network
Sunday	Feb. 14	at Missouri*	Columbia, Mo.	2 p.m.	SECN+
THURSDAY	FEB. 18	ALABAMA*	FAYETTEVILLE	7 P.M>	SECN+
Sunday	Feb. 21	at Kentucky*	Lexington, Ky.	2 p.m.	SEC Network
Thursday	Feb. 25	at Georgia*	Athens, Ga.	TBA	Whip Around
SUNDAY	FEB. 28	OLE MISS*	FAYETTEVILLE	3 p.m.	SEC Network
March 2-6	SEC Tournament		Jacksonville, Fla.	TBA	SECN/ESPNU/ESPN
March 15-19	NCAA 1st/2nd Rounds		Campus Sites	TBA	
March 25-28	NCAA Regionals		TBA	TBA	
		Bridgeport, Conn.; Lexington, Ky.; Dallas, Texas; Sioux Falls, SD			
April 3	NCAA Semifinals		Indianapolis, Ind.	TBA	
April 5	NCAA Championship		Indianapolis, Ind.	TBA	

* – Southeastern Conference Game | All home games played in Bud Walton Arena (19,200)

All times central and subject to change.

1516 RAZORBACKS

NUMERICAL

NO.	NAME	POS	HT	CL	HOMETOWN/HS/PREVIOUS SCHOOL
00	Jessica Jackson	F	6-3	Jr	Jacksonville, Ark./ Jacksonville HS
3	Malica Monk	G	5-5	Fr	N. Little Rock, Ark./ NLR HS
4	Keiryn Swenson	G/ F	6-1	Fr	Wichita, Kan. / Maize HS
12	Briunna Freeman	G	5-9	Fr	Pelham, Ga./ Pelham HS
15	Kelsey Brooks	G	5-9	Jr	Lenexa, Kan./ Olathe Northwest HS
21	Devin Cosper	G	5-10	So-Tr	Coffeyville, Kan. / Field Kindley HS / Coffeyville CC
22	Bailey Zimmerman	G/ F	6-0	Fr	St. Vincent, Ark. / Wonderview HS
24	Jordan Danberry	G	5-8	Fr	Conway, Ark./ Conway HS
25	Tatiana Smith	C	6-3	Jr-Tr	Plano, Texas/ Plano East HS / Ark. Baptist
32	Khadijah West	F	6-2	Jr	Shreveport, La./ Huntington HS
33	Melissa Wolff	G	6-0	Sr	Cabot, Ark./ Cabot HS
35	Alecia Cooley	C	6-4	Jr-Tr	Evanston, Ill. / Evanston Township HS / State Fair CC

ALPHABETICAL

NO.	NAME	POS	HT	CL	HOMETOWN/HS/PREVIOUS SCHOOL
15	Kelsey Brooks	G	5-9	Jr	Lenexa, Kan./ Olathe Northwest HS
35	Alecia Cooley	C	6-4	Jr-Tr	Evanston, Ill. / Evanston Township HS / State Fair CC
21	Devin Cosper	G	5-10	So-Tr	Coffeyville, Kan. / Field Kindley HS / Coffeyville CC
24	Jordan Danberry	G	5-8	Fr	Conway, Ark./ Conway HS
12	Briunna Freeman	G	5-9	Fr	Pelham, Ga./ Pelham HS
00	Jessica Jackson	F	6-3	Jr	Jacksonville, Ark./ Jacksonville HS
3	Malica Monk	G	5-5	Fr	N. Little Rock, Ark./ NLR HS
25	Tatiana Smith	C	6-3	Jr-Tr	Plano, Texas/ Plano East HS / Ark. Baptist
4	Keiryn Swenson	G/ F	6-1	Fr	Wichita, Kan. / Maize HS
32	Khadijah West	F	6-2	Jr	Shreveport, La./ Huntington HS
33	Melissa Wolff	G	6-0	Sr	Cabot, Ark./ Cabot HS
22	Bailey Zimmerman	G/ F	6-0	Fr	St. Vincent, Ark. / Wonderview HS

Head Coach: Jimmy Dykes (Arkansas, 1985; Second Season)

Assistant Coaches: Christy Smith (Arkansas, 1998; Second Season);

Tari Cummings (Oklahoma State, 2003; Fifth Season);

Tommy Deffenbaugh (Drury University, 1985; 1st Season)

Director of Basketball Operations: Amber Shirey (Arkansas, 1992; 23rd Season)

Director of Video and Scouting: Jeff Brazil (Arkansas, 2010; Eighth Season)

Director of External Operations: Simeon Hinsey (JBU, 2002; Fourth Season)

Graduate Assistants: Betsy Adams (alparaiso, 2012), John Clark (St. Gregory's Univ. 2014), Kendall Ruff (Arkansas, 2015)

Managers: Maggie Bricker, Colton Crowder, Demi Hargrove, Lindsay Lawrence, Jarrett Lowrimore, Justine Yu



KELSEY BROOKS



ALECIA COOLEY



TATIANA SMITH



KEIRYN SWENSON

On Twitter, Instagram and Facebook @RazorbackWBB

JIMMY DYKES



CHRISTY SMITH



TARI CUMMINGS



TOMMY DEFFERBAUGH



AMBER SHIREY



JEFF BRAZIL



SIMEON HINSEY



DEVIN COSPER



JORDAN DANBERRY



BRIUNNA FREEMAN



JESSICA JACKSON



MALICA MONK



KHADIJAH WEST



MELISSA WOLFF



BAILEY ZIMMERMAN



RETURNERSSTATS

KELSEY BROOKS

	Total				3-Point			F-Throw			Rebounds														
Year	GP	GS	Min	Avg	FG	FGA	Pct	FG	FGA	Pct	FT	FTA	Pct	Off	Def	Tot	Avg	PF	FO	Ast	TO	Blk	Stl	Pts	Avg
2013-14	30	0	656	21.9	61	178	.343	25	84	.298	45	61	.738	20	52	72	2.4	57	1	51	28	9	47	192	6.4
2014-15	32	32	1103	34.5	134	416	.322	41	150	.273	132	199	.663	25	127	152	4.8	77	1	74	64	13	52	441	13.8
TOTAL	62	32	1759	28.4	195	594	.328	66	234	.282	177	260	.681	45	179	224	3.6	134	2	125	92	22	99	633	10.2

JESSICA JACKSON

	Total				3-Point			F-Throw			Rebounds														
Year	GP	GS	Min	Avg	FG	FGA	Pct	FG	FGA	Pct	FT	FTA	Pct	Off	Def	Tot	Avg	PF	FO	Ast	TO	Blk	Stl	Pts	Avg
2013-14	30	30	903	30.1	163	385	.423	48	125	.384	111	138	.804	45	136	181	6.0	70	0	40	51	45	24	485	16.2
2014-15	32	29	1032	32.2	161	431	.374	56	163	.344	99	126	.786	61	139	200	6.3	86	2	30	96	33	27	477	14.9
TOTAL	62	59	1935	31.2	324	816	.397	104	288	.361	210	264	.795	106	275	381	6.1	156	2	70	147	78	51	962	15.5

KHADIJAH WEST

	Total				3-Point			F-Throw			Rebounds														
Year	GP	GS	Min	Avg	FG	FGA	Pct	FG	FGA	Pct	FT	FTA	Pct	Off	Def	Tot	Avg	PF	FO	Ast	TO	Blk	Stl	Pts	Avg
2013-14	10	0	55	5.5	6	14	.429	0	0	.000	0	3	.000	4	8	12	1.2	6	0	0	5	3	1	12	1.2
2014-15	21	1	174	8.3	14	42	.333	0	0	.000	6	16	.375	20	34	54	2.6	28	0	2	15	8	4	34	1.6
TOTAL	31	1	229	7.4	20	56	.357	0	0	.000	6	19	.316	24	42	66	2.1	34	0	2	20	11	5	46	1.5

MELISSA WOLFF

	Total				3-Point			F-Throw			Rebounds														
Year	GP	GS	Min	Avg	FG	FGA	Pct	FG	FGA	Pct	FT	FTA	Pct	Off	Def	Tot	Avg	PF	FO	Ast	TO	Blk	Stl	Pts	Avg
2012-13	32	0	484	15.1	48	118	.407	8	36	.222	25	34	.735	46	53	99	3.1	36	0	20	30	19	25	129	4.0
2013-14	30	2	636	21.2	57	135	.422	0	2	.000	24	40	.600	76	75	151	5.0	65	2	26	36	27	33	138	4.6
2014-15	32	32	1045	32.7	118	258	.457	0	0	.000	33	62	.532	101	150	251	7.8	82	2	47	33	30	35	269	8.4
TOTAL	94	34	2165	23.0	223	511	.436	8	38	.211	82	136	.603	223	278	501	5.3	183	4	93	99	76	93	536	5.7

Opponent	Date	GS	Min	TOTAL			3-PTS			REBOUNDS														
				FG	FGA	Pct	3FG	FGA	Pct	FT	FTA	Pct	Off	Def	Tot	Avg	PF	FO	A	TO	Blk	Stl	Pts	Avg
NICHOLLS	11/14/14*	35	3	9	.333	2	6	.333	4	6	.667	3	4	7	7.0	4	0	1	4	1	1	12	12.0	
SAVANNAH STATE	11/16/14*	31	6	12	.500	2	4	.500	5	8	.625	5	7	12	9.5	2	0	3	3	2	1	19	15.5	
at Middle Tennessee	11/20/14*	29	5	10	.500	4	7	.571	0	0	.000	2	5	7	8.7	4	0	0	3	1	1	14	15.0	
NORTHWESTERN STATE	11/23/14*	25	6	15	.400	3	7	.429	3	3	1.000	5	2	7	8.3	1	0	1	3	1	3	18	15.8	
vs #17/16 Iowa	11/28/14*	28	7	15	.467	4	6	.667	4	6	.667	3	4	7	8.0	3	0	0	4	2	1	22	17.0	
vs Richmond	11/29/14*	25	5	9	.556	0	2	.000	6	7	.857	3	0	3	7.2	1	0	0	1	0	1	16	16.8	
SOUTH DAKOTA STATE	12/04/14*	26	1	10	.100	0	5	.000	1	2	.500	0	2	2	6.4	1	0	1	2	1	0	3	14.9	
#18/20 RUTGERS	12/07/14*	37	5	16	.313	1	6	.167	3	5	.600	4	4	8	6.6	3	0	2	3	2	1	14	14.8	
at Missouri State	12/10/14*	34	5	11	.455	3	4	.750	0	0	.000	1	1	2	6.1	2	0	4	3	1	1	13	14.6	
at Tulsa	12/14/14*	35	4	10	.400	1	4	.250	6	10	.600	2	6	8	6.3	2	0	0	2	5	1	15	14.6	
vs Oklahoma	12/21/14*	36	8	16	.500	1	5	.200	6	7	.857	0	7	7	6.4	3	0	0	4	0	0	23	15.4	
GRAMBLING STATE	12/29/14*	20	2	10	.200	0	2	.000	0	0	.000	1	4	5	6.3	0	0	1	4	1	0	4	14.4	
at Ole Miss	1/02/15 *	37	5	16	.313	3	8	.375	4	4	1.000	2	5	7	6.3	4	0	2	2	0	0	17	14.6	
#5/8 TEXAS A&M	1/4/15 *	38	7	22	.318	2	11	.182	2	2	1.000	2	8	10	6.6	4	0	1	4	1	1	18	14.9	
at #14/15 Mississippi State	01/08/15*	30	2	8	.250	1	2	.500	4	4	1.000	0	1	1	6.2	5	1	0	6	0	1	9	14.5	
#7/8 TENNESSEE	01/11/15	24	8	19	.421	0	3	.000	2	2	1.000	1	1	2	5.9	3	0	1	0	1	2	18	14.7	
MISSOURI	01/18/15	20	2	6	.333	2	3	.667	2	2	1.000	3	3	6	5.9	5	1	2	2	0	0	8	14.3	
at Vanderbilt	01/22/15*	18	1	7	.143	1	3	.333	0	0	.000	2	1	3	5.8	3	0	0	3	0	1	3	13.7	
at Florida	01/25/15	33	3	12	.250	0	5	.000	5	6	.833	3	1	4	5.7	4	0	1	1	1	0	11	13.5	
AUBURN	01/29/15*	29	3	9	.333	0	3	.000	2	2	1.000	2	1	3	5.6	3	0	0	3	0	1	8	13.3	
at Alabama	02/01/15*	34	5	9	.556	1	3	.333	3	3	1.000	1	10	11	5.8	4	0	0	3	2	0	14	13.3	
#24/21 GEORGIA	02/09/15*	33	4	12	.333	2	4	.500	5	8	.625	0	3	3	5.7	2	0	0	5	4	0	15	13.4	
at #15/16 Texas A&M	02/12/15*	39	8	18	.444	1	5	.200	2	2	1.000	2	4	6	5.7	3	0	0	5	0	2	19	13.6	
at AUBURN	02/15/15*	35	8	14	.571	0	2	.000	2	2	1.000	1	6	7	5.8	0	0	1	6	0	1	18	13.8	
#2/2 SOUTH CAROLINA	02/19/15*	38	8	19	.421	2	6	.333	2	2	1.000	3	6	9	5.9	4	0	2	1	1	1	20	14.0	
LSU	02/22/15*	38	7	11	.636	3	4	.750	0	1	.000	2	11	13	6.2	1	0	0	7	2	0	17	14.2	
#13/15 KENTUCKY	02/26/15*	39	8	25	.320	5	11	.455	2	2	1.000	1	4	5	6.1	4	0	1	3	0	1	23	14.5	
at Missouri	3/1/15 *	36	8	19	.421	3	5	.600	0	2	.000	2	9	11	6.3	2	0	1	1	1	0	19	14.6	
vs Ole Miss	03/05/15*	39	7	15	.467	3	7	.429	8	8	1.000	1	7	8	6.3	2	0	0	2	0	0	25	15.0	
vs #3/3 South Carolina	03/06/15*	39	2	13	.154	2	4	.500	7	8	.875	0	3	3	6.2	2	0	0	2	1	1	13	14.9	
at #22/25 Northwestern	03/19/15*	38	4	16	.250	3	8	.375	3	4	.750	1	7	8	6.3	1	0	4	2	2	3	14	14.9	
at #5/6 Baylor	03/22/15*	34	4	18	.222	1	8	.125	6	8	.750	3	2	5	6.3	4	0	1	2	0	1	15	14.9	
Totals		29	1032	161	431	.374	56	163	.344	99	126	.786	61	139	200	6.3	86	2	30	96	33	27	477	14.9

Games played: 32 | Minutes/game: 32.2 | Points/game: 14.9 | FG Pct: 37.4 | 3FG Pct: 34.4 | FT Pct: 78.6 | | Rebounds/game: 6.3 | Assists/game: 0.9 | Turnovers/game: 3.0 | Assist/turnover ratio: 0.3 | Steals/game: 0.8 | Blocks/game: 1.0 |

#15 KELSEY BROOKS

Opponent	Date	GS	Min	TOTAL			3-PTS			REBOUNDS											A	TO	Blk	Stl	Pts	Avg
				FG	FGA	Pct	3FG	FGA	Pct	FT	FTA	Pct	Off	Def	Tot	Avg	PF	FO								
NICHOLLS	11/14/14*	32	4	16	.250	2	8	.250	1	2	.500	1	5	6	6.0	4	0	3	4	2	4	11	11.0			
SAVANNAH STATE	11/16/14*	32	4	6	.667	1	3	.333	3	6	.500	1	3	4	5.0	1	0	4	2	0	0	12	11.5			
at Middle Tennessee	11/20/14*	35	2	6	.333	2	5	.400	4	8	.500	0	6	6	5.3	5	1	5	3	1	0	10	11.0			
NORTHWESTERN STATE	11/23/14*	30	6	9	.667	4	5	.800	3	4	.750	0	12	12	7.0	1	0	7	1	0	1	19	13.0			
vs #17/16 Iowa	11/28/14*	38	8	14	.571	1	3	.333	7	12	.583	3	5	8	7.2	3	0	0	7	1	3	24	15.2			
vs Richmond	11/29/14*	33	4	10	.400	3	5	.600	6	6	1.000	0	6	6	7.0	2	0	4	2	0	2	17	15.5			
SOUTH DAKOTA STATE	12/04/14*	41	6	12	.500	3	3	1.000	13	16	.813	0	4	4	6.6	3	0	3	1	0	3	28	17.3			
#18/20 RUTGERS	12/07/14*	37	3	15	.200	2	6	.333	3	6	.500	0	4	4	6.3	1	0	2	0	0	1	11	16.5			
at Missouri State	12/10/14*	32	6	14	.429	2	3	.667	5	8	.625	0	3	3	5.9	2	0	1	2	0	3	19	16.8			
at Tulsa	12/14/14*	38	6	13	.462	0	4	.000	5	8	.625	0	7	7	6.0	4	0	3	4	1	3	17	16.8			
vs Oklahoma	12/21/14*	40	6	16	.375	1	5	.200	11	20	.550	1	5	6	6.0	4	0	2	4	2	2	24	17.5			
GRAMBLING STATE	12/29/14*	27	6	18	.333	1	4	.250	2	2	1.000	1	6	7	6.1	1	0	5	0	0	3	15	17.3			
at Ole Miss	1/02/15 *	25	2	9	.222	1	1	1.000	4	6	.667	1	2	3	5.8	2	0	2	4	0	0	9	16.6			
#5/8 TEXAS A&M	1/4/15 *	31	4	16	.250	2	8	.250	5	8	.625	0	2	2	5.6	2	0	0	0	0	2	15	16.5			
at #14/15 Mississippi State	01/08/15*	36	5	20	.250	0	3	.000	6	6	1.000	3	2	5	5.5	3	0	0	3	0	1	16	16.5			
#7/8 TENNESSEE	01/11/15*	35	3	14	.214	1	7	.143	1	3	.333	1	6	7	5.6	4	0	1	0	1	1	8	15.9			
MISSOURI	01/18/15*	38	5	13	.385	0	5	.000	11	12	.917	2	7	9	5.8	1	0	4	1	0	0	21	16.2			
at Vanderbilt	01/22/15*	34	7	17	.412	1	6	.167	5	5	1.000	0	1	1	5.6	3	0	0	1	1	1	20	16.4			
at Florida	01/25/15*	37	5	15	.333	2	8	.250	2	2	1.000	0	4	4	5.5	3	0	1	2	0	1	14	16.3			
AUBURN	01/29/15*	38	5	15	.333	3	8	.375	4	5	.800	1	3	4	5.4	1	0	1	2	1	3	17	16.4			
at Alabama	02/01/15*	35	3	13	.231	1	7	.143	3	3	1.000	0	2	2	5.2	4	0	3	3	0	0	10	16.0			
#24/21 GEORGIA	02/09/15*	32	2	11	.182	0	2	.000	2	2	1.000	1	3	4	5.2	2	0	2	4	0	3	6	15.6			
at #15/16 Texas A&M	02/12/15*	37	5	15	.333	2	4	.500	1	2	.500	3	3	6	5.2	3	0	3	1	0	1	13	15.5			
at AUBURN	02/15/15*	32	1	11	.091	0	3	.000	3	6	.500	1	4	5	5.2	1	0	2	1	1	1	5	15.0			
#2/2 SOUTH CAROLINA	02/19/15*	25	3	10	.300	1	2	.500	1	1	1.000	2	0	2	5.1	1	0	1	2	0	0	8	14.8			
LSU	02/22/15*	40	6	14	.429	2	5	.400	6	13	.462	1	4	5	5.1	2	0	1	1	1	1	20	15.0			
#13/15 KENTUCKY	02/26/15*	40	3	21	.143	1	9	.111	0	1	.000	0	3	3	5.0	2	0	1	2	1	1	7	14.7			
at Missouri	3/1/15 *	40	2	8	.250	1	4	.250	3	6	.500	0	4	4	5.0	3	0	2	3	0	1	8	14.4			
vs Ole Miss	03/05/15*	40	3	6	.500	1	3	.333	6	9	.667	0	5	5	5.0	2	0	3	2	0	1	13	14.4			
vs #3/3 South Carolina	03/06/15*	28	2	11	.182	0	4	.000	1	3	.333	1	1	2	4.9	3	0	3	0	0	2	5	14.1			
at #22/25 Northwestern	03/19/15*	35	5	13	.385	0	3	.000	5	8	.625	1	5	6	4.9	2	0	4	2	0	4	15	14.1			
at #5/6 Baylor	03/22/15*	30	2	15	.133	0	4	.000	0	0	.000	0	0	0	4.8	2	0	1	0	0	3	4	13.8			
Totals		32	1103	134	416	.322	41	150	.273	132	199	.663	25	127	152	4.8	77	1	74	64	13	52	441	13.8		

Games played: 32 | Minutes/game: 34.5 | Points/game: 13.8 | FG Pct: 32.2 | 3FG Pct: 27.3 | FT Pct: 66.3 | Rebounds/game: 4.8 | Assists/game: 2.3 | Turnovers/game: 2.0 | Assist/turnover ratio: 1.2 | Steals/game: 1.6 | Blocks/game: 0.4

#32 KHADIJAH WEST

Opponent	Date	GS	TOTAL			3-PTS			REBOUNDS											Pts	Avg			
			Min	FG	FGA	Pct	3FG	FGA	Pct	FT	FTA	Pct	Off	Def	Tot	Avg	PF	FO	A			TO	Blk	Stl
NICHOLLS	11/14/14	2	0	0	.000	0	0	.000	0	0	.000	0	0	0	0.0	0	0	0	1	0	0	0	0.0	
SAVANNAH STATE	11/16/14	8	1	3	.333	0	0	.000	0	1	.000	2	1	3	1.5	0	0	0	1	0	0	2	1.0	
at Middle Tennessee	11/20/14	5	1	1	1.000	0	0	.000	0	1	.000	0	2	2	1.7	2	0	1	3	0	0	2	1.3	
NORTHWESTERN STATE	11/23/14	16	3	6	.500	0	0	.000	1	1	1.000	0	4	4	2.3	2	0	0	1	1	0	7	2.8	
vs #17/16 Iowa	11/28/14	1	0	1	.000	0	0	.000	0	0	.000	1	0	1	2.0	1	0	0	0	0	0	0	2.2	
vs Richmond	11/29/14	15	2	5	.400	0	0	.000	2	3	.667	3	2	5	2.5	2	0	1	2	1	0	6	2.8	
SOUTH DAKOTA STATE	12/04/14	1	0	1	.000	0	0	.000	0	0	.000	0	0	0	2.1	0	0	0	0	0	0	0	2.4	
at Missouri State	12/10/14	1	0	0	.000	0	0	.000	0	0	.000	0	0	0	1.9	0	0	0	0	0	0	0	2.1	
at Tulsa	12/14/14	6	0	0	.000	0	0	.000	0	0	.000	0	2	2	1.9	2	0	0	3	0	0	0	1.9	
vs Oklahoma	12/21/14	13	1	2	.500	0	0	.000	1	4	.250	1	4	5	2.2	1	0	0	0	4	0	3	2.0	
GRAMBLING STATE	12/29/14	18	2	6	.333	0	0	.000	0	2	.000	6	6	12	3.1	1	0	0	2	0	0	4	2.2	
at Ole Miss	1/02/15	11	2	2	1.000	0	0	.000	0	1	.000	0	1	1	2.9	1	0	0	0	0	0	4	2.3	
#5/8 TEXAS A&M	1/4/15	4	0	0	.000	0	0	.000	0	0	.000	0	1	1	2.8	1	0	0	0	1	0	0	2.2	
at #14/15 Mississippi State	01/08/15	6	1	2	.500	0	0	.000	1	1	1.000	0	2	2	2.7	3	0	0	0	0	0	3	2.2	
#7/8 TENNESSEE	01/11/15*	12	0	3	.000	0	0	.000	0	0	.000	3	1	4	2.8	2	0	0	1	0	2	0	2.1	
at Vanderbilt	01/22/15	10	1	1	1.000	0	0	.000	0	0	.000	0	2	2	2.8	1	0	0	1	0	0	2	2.1	
AUBURN	01/29/15	8	0	1	.000	0	0	.000	1	2	.500	0	0	0	2.6	1	0	0	0	1	1	1	2.0	
at Alabama	02/01/15	7	0	2	.000	0	0	.000	0	0	.000	0	0	0	2.4	0	0	0	0	0	0	0	1.9	
at AUBURN	02/15/15	7	0	1	.000	0	0	.000	0	0	.000	1	2	3	2.5	2	0	0	0	0	1	0	1.8	
vs #3/3 South Carolina	03/06/15	18	0	5	.000	0	0	.000	0	0	.000	3	3	6	2.7	4	0	0	0	0	0	0	1.7	
at #5/6 Baylor	03/22/15	5	0	0	.000	0	0	.000	0	0	.000	0	1	1	2.6	2	0	0	0	0	0	0	1.6	
Totals		1	174	14	42	.333	0	0	.000	6	16	.375	20	34	54	2.6	28	0	2	15	8	4	34	1.6

Games played: 21 | Minutes/game: 8.3 | Points/game: 1.6 | FG Pct: 33.3 | FT Pct: 37.5 | Rebounds/game: 2.6 | Assists/game: 0.1 | Turnovers/game: 0.7 | Assist/turnover ratio: 0.1 | Steals/game: 0.2 | Blocks/game: 0.4

#33 MELISSA WOLFF

Opponent	Date	GS	Min	TOTAL			3-PTS			REBOUNDS										PF	FO	A	TO	Blk	Stl	Pts	Avg
				FG	FGA	Pct	3FG	FGA	Pct	FT	FTA	Pct	Off	Def	Tot	Avg											
NICHOLLS	11/14/14*	37	7	11	.636	0	0	.000	3	7	.429	5	8	13	13.0	1	0	3	1	0	0	17	17.0				
SAVANNAH STATE	11/16/14*	33	7	11	.636	0	0	.000	0	0	.000	3	7	10	11.5	3	0	3	1	1	1	14	15.5				
at Middle Tennessee	11/20/14*	34	1	5	.200	0	0	.000	0	0	.000	3	5	8	10.3	5	1	4	2	2	1	2	11.0				
NORTHWESTERN STATE	11/23/14*	18	3	5	.600	0	0	.000	1	3	.333	1	1	2	8.3	2	0	1	1	3	0	7	10.0				
vs #17/16 Iowa	11/28/14*	38	3	7	.429	0	0	.000	3	4	.750	4	6	10	8.6	0	0	1	1	1	1	9	9.8				
vs Richmond	11/29/14*	31	7	12	.583	0	0	.000	1	2	.500	5	6	11	9.0	3	0	0	0	0	1	15	10.7				
SOUTH DAKOTA STATE	12/04/14*	43	4	11	.364	0	0	.000	1	2	.500	9	7	16	10.0	3	0	2	0	0	0	9	10.4				
#18/20 RUTGERS	12/07/14*	38	5	13	.385	0	0	.000	1	2	.500	5	3	8	9.8	3	0	1	2	0	0	11	10.5				
at Missouri State	12/10/14*	35	5	9	.556	0	0	.000	0	0	.000	2	7	9	9.7	3	0	2	1	5	2	10	10.4				
at Tulsa	12/14/14*	37	4	9	.444	0	0	.000	1	2	.500	1	5	6	9.3	3	0	2	0	3	0	9	10.3				
vs Oklahoma	12/21/14*	39	3	8	.375	0	0	.000	0	0	.000	4	5	9	9.3	3	0	0	0	0	4	6	9.9				
GRAMBLING STATE	12/29/14*	21	6	10	.600	0	0	.000	0	0	.000	5	5	10	9.3	1	0	4	1	2	0	12	10.1				
at Ole Miss	1/02/15 *	36	1	6	.167	0	0	.000	0	0	.000	2	5	7	9.2	2	0	1	2	0	3	2	9.5				
#5/8 TEXAS A&M	1/4/15 *	32	3	7	.429	0	0	.000	2	4	.500	5	5	10	9.2	4	0	0	2	0	3	8	9.4				
at #14/15 Mississippi State	01/08/15*	31	4	5	.800	0	0	.000	2	3	.667	1	3	4	8.9	5	1	1	0	0	1	10	9.4				
#7/8 TENNESSEE	01/11/15*	36	3	5	.600	0	0	.000	4	6	.667	6	4	10	8.9	3	0	4	1	0	0	10	9.4				
MISSOURI	01/18/15*	32	2	9	.222	0	0	.000	1	2	.500	1	4	5	8.7	4	0	0	0	0	0	5	9.2				
at Vanderbilt	01/22/15*	36	2	6	.333	0	0	.000	0	0	.000	2	5	7	8.6	3	0	0	2	0	1	4	8.9				
at Florida	01/25/15*	36	5	7	.714	0	0	.000	2	4	.500	5	2	7	8.5	4	0	2	2	2	2	12	9.1				
AUBURN	01/29/15*	38	5	9	.556	0	0	.000	2	4	.500	0	4	4	8.3	2	0	1	1	1	1	12	9.2				
at Alabama	02/01/15*	24	1	2	.500	0	0	.000	2	2	1.000	2	5	7	8.2	3	0	0	2	0	0	4	9.0				
#24/21 GEORGIA	02/09/15*	35	4	8	.500	0	0	.000	0	0	.000	2	6	8	8.2	1	0	1	1	0	0	8	8.9				
at #15/16 Texas A&M	02/12/15*	25	2	6	.333	0	0	.000	0	0	.000	1	5	6	8.1	4	0	2	2	0	1	4	8.7				
at AUBURN	02/15/15*	31	3	9	.333	0	0	.000	0	0	.000	2	7	9	8.2	2	0	4	1	1	3	6	8.6				
#2/2 SOUTH CAROLINA	02/19/15*	30	2	7	.286	0	0	.000	0	0	.000	1	2	3	8.0	1	0	1	3	0	3	4	8.4				
LSU	02/22/15*	27	4	7	.571	0	0	.000	4	6	.667	2	7	9	8.0	3	0	0	0	1	2	12	8.5				
#13/15 KENTUCKY	02/26/15*	35	4	13	.308	0	0	.000	0	0	.000	4	8	12	8.1	1	0	4	1	2	0	8	8.5				
at Missouri	3/1/15 *	37	1	4	.250	0	0	.000	1	2	.500	1	3	4	8.0	2	0	0	1	1	2	3	8.3				
vs Ole Miss	03/05/15*	12	1	3	.333	0	0	.000	0	0	.000	2	2	4	7.9	3	0	0	0	1	0	2	8.1				
vs #3/3 South Carolina	03/06/15*	38	4	12	.333	0	0	.000	0	0	.000	2	2	4	7.7	0	0	2	2	2	1	8	8.1				
at #22/25 Northwestern	03/19/15*	40	6	12	.500	0	0	.000	1	4	.250	9	6	15	8.0	1	0	1	0	1	1	13	8.3				
at #5/6 Baylor	03/22/15*	30	6	10	.600	0	0	.000	1	3	.333	4	0	4	7.8	4	0	0	0	1	1	13	8.4				
Totals		32	1045	118	258	.457	0	0	.000	33	62	.532	101	150	251	7.8	82	2	47	33	30	35	269	8.4			

Games played: 32 | Minutes/game: 32.7 | Points/game: 8.4 | FG Pct: 45.7 | FT Pct: 53.2 | Rebounds/game: 7.8 | Assists/game: 1.5 | Turnovers/game: 1.0 | Assist/turnover ratio: 1.4 | Steals/game: 1.1 | Blocks/game: 0.9

ON THE AIR

- You want basketball? We've got basketball.
- Fans can follow the University of Arkansas women's basketball team on television, on radio and on the internet via a variety of platforms and broadcasts.
- This year, the Razorback women's basketball team begins its 27th consecutive year of complete season radio broadcasts.
- For the seventh year, the games air as a part of the Razorback Sports Network, a division of Razorback Sports Properties.
- Phil Elson begins his second season as the play-by-play announcer calling the action in 2015-16.
- In addition to the radio broadcasts, fans can pull up to the tube and catch the Razorbacks in primetime for several regular-season television broadcasts.
- Our 2014-15 affiliate lineup is listed below. Be sure to check back soon and see who is on board for 2015-16.
- Little Rock-KABZ-FM-103.7; Fayetteville-KQSM-FM-92.1; Fort Smith-KFPW-AM-1230; KFPW-FM-94.5; Rogers-KURM-AM-790; KURM-FM-100.3

SOCIAL MEDIA (@RAZORBACKWBB AND ON FACEBOOK)

- The Razorback Athletic Department uses a department-wide Facebook page and has a Twitter account to inform fans of the program about what's going on. Razorback women's basketball also has sport-specific Facebook, Twitter and Instagram accounts. Follow us today @RazorbackWBB!

THE SEC NETWORK

The Southeastern Conference and ESPN have signed a 20-year agreement through 2034 to create and operate a multiplatform network, which will launch in August 2014, announced by SEC Commissioner Mike Slive and ESPN President John Skipper. The new network and its accompanying digital platform will air SEC content 24/7 including more than 1,000 events in its first year.

Each weekend throughout the season, the new network will air multiple top-tier match-ups from the strongest conference in college football. The network will televise approximately 45 SEC football games, more than 100 men's basketball games, 60 women's basketball games, 75 baseball games, and events from across the SEC's 21 sports annually. Programming will also include studio shows, a traveling pre-game show, original content such as SEC Storied, a nightly news and information show, spring football games and more. Hundreds of additional live events from various sports will be offered exclusively on the digital platform. The network and its digital extensions will connect with each SEC institution and create opportunities for each school to produce and develop content.



@RAZORBACKWBB ON THE AIR

2015-16

SOUTHEASTERN LA	SECN+	11 A.M.
SAM HOUSTON STATE	SECN+	2 P.M.
TULSA	SECN+	7 P.M.
MISSOURI STATE	SECN+	7 P.M.
ORAL ROBERTS	SECN+	7 P.M.
MISS VALLEY STATE	SECN+	7 P.M.
NEW ORLEANS	SECN+	7 P.M.
at South Carolina*	ESPNU	TBA
TEXAS A&M*	Whip Around	TBA
at Mississippi State*	SECN+	TBA
TENNESSEE*	SEC Network	8 P.M.
MISSOURI*	SEC Network	2 P.M.
at LSU*	SECN+	7 p.m.
at Auburn*	SEC Network	3 p.m.
FLORIDA*	SECN+	7 P.M.
MISSISSIPPI STATE*	SECN+	2 P.M.
at Tennessee*	SECN+	6 p.m.
VANDERBILT	SEC Network	6 P.M.
at Missouri*	SECN+	2 p.m.
ALABAMA*	SECN+	7 P.M.
at Kentucky*	SEC Network	2 p.m.
at Georgia*	Whip Around	TBA
OLE MISS*	SEC Network	3 p.m.

2014-15

Nicholls [RV/RV]	SECN+
Savannah State [RV/]	SECN+
Northwestern St [RV/]	SECN+
S Dakota St [#25/RV]	SECN+
#18/20 Rutgers [#25/RV]	SECN+
at Tulsa [RV/]	CST
RV Oklahoma [RV/]	SECN
Grambling State [RV/]	SECN+
at Ole Miss* [RV/]	SECN+
#5/8 TEXAS A&M* [RV/]	ESPNU
a t#14/15 Miss State*	FSN
#7/8 TENNESSEE*	ESPNU
MISSOURI*	SECN
at Vanderbilt*	SECN+
at Florida*	ESPNU
AUBURN*	SECN+
at Alabama*	SECN+
#24/21 GEORGIA*	SECN
at #15/ 16Texas A&M*	SECN
at Auburn*	SECN
#2/2 S CAROLINA*	SECN
RV/RV LSU* (Play4Kay)	ESPNU
#13/15 KENTUCKY*	SECN+
at Missouri*	SECN+
Ole Miss (SEC Tourn)	SECN
#3/3 So Carolina (SEC)	SECN
#22/25 Northwestern	ESPN2
#5/6 Baylor (NCAA)	ESPN2

W, 63-52
W, 75-46
W, 78-30
L, 75-80 OT
L, 52-64
W, 64-53
W, 71-64
W, 77-35
L, 57-71
L, 50-52
L, 57-72
L, 51-60
W, 73-55
L, 53-55
L, 58-72
W, 52-47
W, 53-42
W, 54-48
L, 55-59
W, 54-36
L, 56-73
W, 63-41
L, 51-56
L, 41-57
W, 72-61
L, 36-58
W, 57-55
L, 44-73

2013-14

Tulsa	CST
at Georgia	CSS
at #8/9 Kentucky	FSN
at #10/10 Tennessee	FSN
at #6/7 South Carolina	SECN
at #19/18 LSU	CST
Ole Miss (SEC)	FSN/ESPN

W, 81-43
L, 58-60
L, 58-68
L, 60-70
L, 49-67
W, 57-53
L, 62-64

2010-11

#12 Oklahoma
at FL
at Miss State
Georgia
#5 Tennessee
S. Carolina
Auburn
at Ole Miss
Florida (SEC)

COX	W, 67-57
SUN	L, 53-64
FSN	W, 61-56
CSS	L, 56-59
SEN	L, 53-72
ESPNU	L, 62-64 (OT)
ESPN2	L, 59-64
COX	W, 56-53
FSN	L, 59-68

2012-13

Kansas	COX
#23 Texas A&M	FSN
at Mississippi State	FSN
Missouri	COX
at #13/12 Georgia	FSN
#11/10 Tennessee	SECN
Florida (SEC)	FSN/ESPN

W, 64-56
L, 51-63
L, 44-47
W, 61-40
L, 34-66
L, 54-60
L, 59-64

2009-10

at Alabama
at #5 Tennessee
at S. Carolina
at #20 LSU
at #24 GA
Vanderbilt (SEC)

COX	W, 66-62
FSN	L, 74-57
ESPN2	W, 72-68
COX	L, 70-53
SEN	L, 69-48
FSN	L, 65-64 (OT)

2011-12

Stephen F. Austin	CST
at Kentucky	UK/IMG/FSN
Tennessee	ESPNU
Auburn	FSN
at LSU	FSN
at Auburn	ESPN2
LSU	CST
at Tennessee	FSN
at S. Caroline	SECN
Ole Miss (SEC)	FSN
LSU (SEC)	FSN

W, 61-46
L, 72-84
L, 38-69
W, 59-39
W, 72-52
W, 51-48
L, 42-50
W, 72-71
L, 47-53
W, 67-47
L, 40-41

2008-09

Texas Tech
at Kentucky
at Miss State
at #20 VU
at LSU
Ole Miss
Ole Miss (SEC)

COX	L, 60-75
BBN	L, 63-72
SEC/FSN	W, 65-62
SEC/FSN	L, 61-72 (OT)
SEC/FSN	L, 53-68
COX	W, 70-59
FSN	L, 60-65

2007-08

Northwestern State
at Ole Miss
at Alabama
Florida
at #6 LSU
AU (SEC)

COX	W, 59-43
FSN	L, 55-63
COX	W, 63-49
SunSports	L, 74-92
COX	L, 46-83
FSN	L, 51-73

ARKANSAS IN THE PROS



The Razorbacks have contributed to the WNBA ranks with four players who have made the rosters. A fifth was invited to try out but did not make the opening day roster. A sixth player, C'eira Ricketts, was the 24th overall pick in the 2012 draft but did not make the roster.

Ricketts went on to play overseas for the Flying Foxes in Austria. Teammates Lyndsay Harris and Ashley Daniels also went overseas in 2012–13. Harris plays in Spain and Daniels in Portugal.

The most notable player is Shameka Christon. Christon is the most successful Arkansas women's basketball player in the WNBA.

The former SEC Player of the Year and SEC Legend remains the highest drafted women's basketball player in Arkansas history when she was taken fifth overall in the first round by the New York Liberty.

Playing in 33 of 34 regular-season games as a contributor from the bench, Christon helped the Liberty to a second-place finish in the Eastern Division in 2004 and was selected to the All-Star team in 2009 when she led the Liberty with 16.1 ppg and 31.7 minutes-per-game.

Christon was traded to the Chicago Sky for the 2010 season averaging 8.5 ppg and 2.4 rpg and apg.

In the past seasons, Arkansas has sent 12 of its star players into the professional ranks, with four of the most notable standouts helping their teams reach the WNBA playoffs during their rookie seasons.

Lauren Ervin joined her team in 2009. The Connecticut Sun drafted Ervin in the third round of the 2008 WNBA Draft even though the double-double post threat could not play the 2008 season due to a college career ending ACL injury.

Wendi Willits came home in 2001 with a World Championship ring as a member of the Los Angeles Sparks. Willits became the second Razorback to make a WNBA regular-season roster. Signed by the Sparks as a free agent, Willits survived the preseason games and graduation to make the opening day roster for L.A.

It was ironic that Willits' Sparks knocked off her former Arkansas' teammate's old WNBA team.

In 1998, Christy Smith became the first Razorback women's basketball player to go to the WNBA. She was the only WNBA player to go from the 1998 Women's Final Four to the 1998 WNBA Playoffs.

Her pro career in 1998 resembled her college days at Arkansas. Drafted 17th overall as the second-round pick of the Sting, Smith started the first 13 games of the WNBA season. Her rookie season looked promising until a broken right pinkie sidelined her for six games. She came back to start the season finale for the Sting and played in the Stings' playoff series with eventual WNBA champion Houston.

In 2002, there were four former Arkansas players in WNBA camps. Joining Willits were three free agents, Amy Wright with the Detroit Shock and Karyn Karlin and Shaka Massey with the Miami Sol.

After the 2003 season, Dana Cherry joined Arkansas' WNBA draft list. While union negotiations prevented a draft camp, Cherry impressed the scouts during her senior season to become the 23rd player taken in the 2003 draft, selected by the Charlotte Sting.

Cherry's teammate India Lewis took her three-point shooting skills to The Netherlands to play for BV Laby in Amsterdam in 2003 and 2004. Brittney Vaughn earned a spot on the Minnesota Lynx training camp roster and played in exhibition contests in 2008.

Arkansas isn't limited to the WNBA. Karyn Karlin had the chance to play with three pro teams in the year prior to her 2002 training camp appearance with the Sol -- the Finnish league before being picked up by Calais in the French league then on to the Birmingham Power of the National Women's Basketball League.

Celia Anderson signed to play with the Alexander the Great team based in Thessaloniki. Despite being the shortest American post in the league, Anderson led the Greek pro circuit in rebounding during the 2002 season. She has returned to Arkansas to pursue a master's degree.

Another member of the Final Four team, Treva Christensen saw action in the Finnish league in 2002 for the Insolo team.

Former Kodak All-American Delmonica DeHorney played for Japan Air Lines for a season after she led the Razorbacks to the NCAA West Regional Finals in 1990 and the Sweet 16 in 1991. DeHorney also played pro ball briefly in France.

Smith was the second Razorback to participate in the WNBA predraft camp. Her former teammate, Kimberly Wilson, worked out during the first-ever predraft camp in 1997. Smith also holds the distinction of being the second Lady'Back drafted by an American pro league. Cheryl Orcholski was drafted by the Columbus Minks of the old Women's Basketball Association.



Christy Smith with the Charlotte Sting; Wendi Willits with the Los Angeles Sparks, Lauren Ervin with the Connecticut Sun and Brittney Vaughn with the Minnesota Lynx

ANOTHER CONNECTION

In 2009, the WNBA announced that the Detroit team would relocate to Tulsa, Okla., and shortly after, the league announced former Razorback men's head coach Nolan Richardson would be the team's first head coach.

Richardson and the Tulsa Shock played to a 6–28 inaugural season record. Richardson also added former Razorback men's assistant coach Wayne Stehlik to the bench as an assistant.

Celia Anderson

Alexander the Great (Greece), 2001

Lonniya Bragg

Atlanta Flame (WBCBL), 2006 [MVP, 2006]
Sundsvall Saints (Sweden), 2008

Dana Cherry

Charlotte Sting (WNBA) [23rd pick overall; 2nd rd, 2003 draft]

Treva Christensen

Insolo (Finland), 2002

Shameka Christon

Phoenix Mercury (2015–present)
San Antonio Stars (2012–2014)
Chicago Sky (2010–11)
New York Liberty (WNBA), 2004–2009
(5th pick overall; 1st round, 2004 draft, WNBA All-Star Team, 2009)
Rivas Futura (Spain) 2006
Elizur Ramla (Israel D. I), 2004–05
Hondarribia-Irun (Spain), 2008
Orenburg (Russia), 2009

Ashley Daniels

Freiburg (Sweden) 2012
Mark Basket (Sweden) 2013–present

Delmonica DeHorney

Japan Air Lines, 1991

Lauren Ervin

Connecticut Sun (WNBA), 2008–09
(37th pick overall, 3rd round, 2008 draft)
Sundsvall Saints (Sweden) 2009
Phoenix Mercury
Faenza (Italy), 2010–11
Washington Mystics
Ceyhan Bid (Turkey)
Leonas De Ponce (Puerto Rico)

Lyndsay Harris

Hondarribia (Hondarribia, Spain), 2013

Whitney Jones

Volsun KP Brno (ZBL); Gesam Gas Le Mura Lucca (Italy); Bursa BSB (Turkey); Evo New Basket Oberhausen (Germany)

Karyn Karlin

Birmingham Power (ABL), 2002
Miami Sol (WNBA), 2002 camp
BC Nokia (Finland), 2001
Calais (France), 2001

India Lewis

BL Levy (Holland), 2004

Shaka Massey

Charlotte Sting (WNBA), 2000
(59th pick overall; 4th round, 2000 draft)

Cheryl Orcholski

Columbus Minks (WBA), 1984 [40th pick of 1984 draft]

Keira Peak

PeKa (Finland), 2014

C'eira Ricketts

Phoenix Mercury (WNBA), 2012
(24th pick overall; 2nd round, 2012 draft)

Christy Smith

Charlotte Sting (WNBA), 1998 & 1999
(17th pick overall; 2nd round, 1998 draft)

Brittney Vaughn

Minnesota Lynx (WNBA), 2008
Visby (Sweden), 2008–09

Rochelle Vaughn

Dallas Lady Diesel (WBCBL), 2006
Russia, 2008–09

Sarah Watkins

Slovanka MB (Czech Republic), 2013

Wendi Willits

Los Angeles Sparks (WNBA), 2001 [Free agent]

Amy Wright

Detroit Shock (WNBA), 2002 camp

ARKANSAS IN THE CLASS

COSIDA ACADEMIC ALL-AMERICA

2007-08	Sarah Pfeifer, national ballot
2006-07	Sarah Pfeifer, national ballot
2005-06	Kristin Peoples, 3rd Team
2004-05	Kristin Peoples, national ballot
1990-91	Amber Nicholas, 2nd Team
1989-90	Amber Nicholas, 3rd Team

COSIDA ACADEMIC ALL-DISTRICT

2012-13	Calli Berna, 1st Team
2007-08	Sarah Pfeifer, 1st Team Brittney Vaughn, 2nd Team
2006-07	Sarah Pfeifer, 1st Team
2005-06	Kristin Peoples, 1st Team
2004-05	Kristin Peoples, 1st Team Sarah Pfeifer, 2nd Team
1990-91	Amber Nicholas, 1st Team Sally Moore, 2nd Team

SOUTHEASTERN CONFERENCE ACADEMIC HONOR ROLL

YEAR	NAME	MAJOR
1991-92	Amber Nicholas	Kinesiology
1991-92	Blair Savage	Secondary Education-Math
1992-93	Angela Davis	Secondary Education-English
1992-93	Blair Savage	Secondary Education-Math
1995-96	Christy Smith	Exercise Sciences
1996-97	Kimberly Wilson	Education
1996-97	Christy Smith	Exercise Sciences
1996-97	Shaka Massey	Education
1996-97	Carrie Parker	Journalism
1996-97	Taqueta Roberson	Education
1996-97	Tiffany Wright	Broadcast Journalism
1997-98	Karyn Karlin	Exercise Sciences
1997-98	Carrie Satterfield	Kinesiology/K-12
1997-98	Christy Smith	Exercise Sciences
1997-98	Tiffany Wright	Broadcast Journalism
1998-99	Karyn Karlin	Exercise Sciences
1998-99	Wendi Willits	Exercise Sciences
1999-00	Amy Wright	Marketing
1999-00	Wendi Willits	Exercise Sciences
1999-00	Brandi Whitehead	Exercise Sciences
1999-00	Karyn Karlin	Exercise Sciences
1999-00	Celia Anderson	Communications
2000-01	Wendi Willits	Exercise Sciences
2000-01	Celia Anderson	Communications
2001-02	Celia Anderson	Communications
2001-02	Wendi Willits	Kinesiology
2001-02	Shanna Harmon	Communications
2002-03	India Lewis	Marketing
2002-03	Shanna Harmon	Communications
2003-04	Kristin Peoples	Biology
2003-04	Sarah Pfeifer	Industrial Engineering
2003-04	April Seggebruch	Marketing
2003-04	Rochelle Vaughn	Communications
2004-05	Sarah Pfeifer	Industrial Engineering
2004-05	Sarah Pfeifer	Industrial Engineering
2004-05	April Seggebruch	Marketing
2004-05	Rochelle Vaughn	Communications
2004-05	Kristin Peoples	Biology
2004-05	Melissa Hobbs	Kinesiology
2004-05	Adrienne Bush	Information Systems
2005-06	Leslie Howard	Psychology

2005-06	Sarah Pfeifer	Industrial Engineering
2005-06	Kristin Peoples	Biology
2005-06	Melissa Hobbs	Kinesiology
2005-06	Brittney Vaughn	Journalism
2006-07	Brittney Vaughn	Journalism
2006-07	Leslie Howard	Psychology
2006-07	Sarah Pfeifer	Industrial Engineering
2007-08	Sarah Pfeifer	Recreation
2007-08	Brittney Vaughn	Journalism
2008-09	Ashlea Williams	Kinesiology
2008-09	Ayana Brereton	Sociology
2008-09	Brittney Richardson	Kinesiology
2009-10	Brittney Richardson	Kinesiology
2009-10	Ashlea Williams	Biology
2010-11	Julie Inman	Biology
2010-11	Sarah Watkins	Kinesiology
2011-12	Erin Gatling	Kinesiology
2011-12	Julie Inman	Biology
2011-12	Lyndsay Harris	Criminal Justice
2011-12	C'eira Ricketts	Kinesiology
2012-13	Joey Bailey	Journalism
2012-13	Calli Berna	Broadcast Journalism
2013-14	Joey Bailey	Journalism
2013-14	Calli Berna	Broadcast Journalism
2013-14	Ana-Carolota Fausurier	Psychology
2013-14	Melissa Wolff	Exercise Science
2014-15	Joey Bailey	Master's Business Admin
2014-15	Calli Berna	Journalism
2014-15	Jhasmin Bowen	Marketing
2014-15	Kelsey Brooks	Rec. & Sports Management
2014-15	Melissa Wolff	Kinesiology

SEC FIRST-YEAR ACADEMIC HONOR ROLL

YEAR	NAME	MAJOR
1993-94	Kimberly Wilson	Education
2005	Brittney Vaughn	Journalism
2008	Brittney Richardson	Kinesiology
2008	Ashlea Williams	Biology
2008-09	Julie Inman	Undecided
2009-10	Brittney Richardson	Kinesiology
2009-10	Ashlea Williams	Biology
2010-11	Julie Inman	Biology
2010-11	Sarah Watkins	Kinesiology
2011-12	Joey Bailey	Arts and Sciences
2011-12	Calli Berna	Edu. & Health Professions
2011-12	Jhasmin Bowen	Business
2012-13	Dominique Wilson	Kinesiology
2012-13	Melissa Wolff	Kinesiology
2013-14	McKenzie Adams	Exercise Science
2013-14	Kelsey Brooks	Rec. & Sports Management
2013-14	Jessica Jackson	Applied Exercise Science
2013-14	Bria Pitts	Applied Exercise Science
2014-15	McKinley Bostad	Kinesiology

ARKANSAS ACADEMIC CHAMPIONS (4.00)

YEAR	NAME	MAJOR
Fall 1989	Sally Moore	Kinesiology
Fall 1989	Amber Nicholas	Kinesiology
Spring 1990	Sally Moore	Kinesiology
Spring 1990	Amber Nicholas	Kinesiology
Spring 1991	Amber Nicholas	Kinesiology
Fall 1991	Amber Nicholas	Kinesiology
Fall 2000	Sarah Lundberg	Marketing
Spring 2001	Sarah Lundberg	Marketing

Spring 2003	Sarah Pfeifer	Industrial Engineering
Fall 2003	Sarah Pfeifer	Industrial Engineering
Spring 2004	Kristin Peoples	Biology
Spring 2004	Sarah Pfeifer	Industrial Engineering
Fall 2004	Kristin Peoples	Biology
Fall 2004	Sarah Pfeifer	Industrial Engineering
Spring 2005	Kristin Peoples	Biology
Spring 2005	Sarah Pfeifer	Industrial Engineering
Spring 2006	Melissa Hobbs	Kinesiology
Spring 2006	Kristin Peoples	Biology
Spring 2006	Rochelle Vaughn	Recreation
Fall 2006	Sarah Pfeifer	Industrial Engineering
Fall 2006	Brittney Vaughn	Broadcast Journalism
Spring 2008	Sarah Pfeifer	Recreation
Spring 2011	Ashlea Williams	Kinesiology
Spring 2012	Julie Inman	Biology
Spring 2013	Julie Inman	Biology
Fall 2013	Joey Bailey	Journalism
Spring 2014	Melissa Wolff	Exercise Science
Fall 2014	Melissa Wolff	Exercise Science
Spring 2015	Calli Berna	Journalism
Spring 2015	Melissa Wolff	Kinesiology

ARKANSAS ATHLETIC DIRECTOR'S LIST (3.99-3.5)

YEAR	NAME	MAJOR
Fall 1989	Blair Savage	Secondary Education
Spring 1990	Sue Pack	NA
Spring 1990	Blair Savage	Secondary Education
Fall 1990	Angie Gore	Social Work
Fall 1990	Sally Moore	Kinesiology
Fall 1990	Amber Nicholas	Kinesiology
Spring 1991	Angela Gore	Social Work
Spring 1991	Sally Moore	Kinesiology
Fall 1991	Angela Davis	Secondary Education
Spring 1993	Angela Davis	Secondary Education
Spring 1994	Tracy Eaton	Kinesiology
Fall 1995	Carrie Parker	Journalism
Spring 1996	Kimberly Wilson	Kinesiology
Fall 1996	Carrie Parker	Journalism
Fall 1996	Kimberly Wilson	Kinesiology
Spring 1997	Carrie Parker	Journalism
Spring 1997	Kimberly Wilson	Exercise Science
Spring 1997	Tiffany Wright	Broadcast Journalism
Fall 1997	Tiffany Wright	Broadcast Journalism
Fall 1998	Wendi Willits	Exercise Science
Spring 1998	Wendi Willits	Exercise Science
Spring 1998	Tiffany Wright	Broadcast Journalism
Spring 2002	India Lewis	Marketing
Spring 2002	Cara Wright	Liberal Arts
Spring 2003	Rochelle Vaughn	Communications
Spring 2003	Brooke Lawrence	NA
Fall 2003	Kristin Peoples	Biology
Fall 2003	Rochelle Vaughn	Communications
Spring 2004	Melissa Hobbs	Kinesiology
Spring 2004	April Seggebruch	Marketing
Spring 2004	Sheree Thompson	Kinesiology
Fall 2004	Melissa Hobbs	Kinesiology
Spring 2005	Melissa Hobbs	Kinesiology
Fall 2005	Melissa Hobbs	Kinesiology
Fall 2005	Kristin Peoples	Biology
Fall 2005	Sarah Pfeifer	Industrial Engineering
Spring 2006	Brittney Vaughn	Journalism
Spring 2007	Ayana Brereton	Sociology

ROOM

Spring 2007	Sarah Pfeifer	Recreation
Spring 2007	Brittney Vaughn	Journalism
Fall 2007	Sarah Pfeifer	Recreation
Fall 2007	Brittney Vaughn	Journalism
Spring 2008	Brittney Richardson	Kinesiology
Fall 2008	Brittney Richardson	Kinesiology
Spring 2009	Julie Inman	Pre-Med
Spring 2009	Brittney Richardson	Kinesiology
Fall 2009	Skye Rees	Childhood Development
Fall 2009	Brittney Richardson	Kinesiology
Fall 2009	Ashlea Williams	Biology
Spring 2010	Brittney Richardson	Kinesiology
Fall 2010	Lyndsay Harris	Criminal Justice
Fall 2010	Julie Inman	Biology
Fall 2011	Joey Bailey	Journalism
Fall 2011	Calli Berna	Broadcast Journalism
Fall 2011	C'eira Ricketts	Kinesiology
Spring 2012	Joey Bailey	Journalism
Spring 2012	Calli Berna	Broadcast Journalism
Spring 2012	Jhasmin Bowen	Business
Spring 2012	Erin Gatling	Kinesiology
Fall 2012	Joey Bailey	Journalism
Fall 2012	Calli Berna	Broadcast Journalism
Fall 2012	Erin Gatling	Kinesiology
Fall 2012	C'eira Ricketts	Kinesiology
Spring 2013	Lyndsay Harris	Criminal Justice
Spring 2013	Kelsey Hatcher	Communication
Spring 2013	C'eira Ricketts	Kinesiology
Fall 2013	Calli Berna	Broadcast Journalism
Fall 2013	Melissa Wolff	Exercise Science
Spring 2014	McKenzie Adams	Exercise Science
Spring 2014	Calli Berna	Broadcast Journalism
Spring 2014	Kelsey Brooks	Rec. & Sport Management
Fall 2014	Calli Berna	Broadcast Journalism

ARKANSAS HONOR ROLL (3.49-3.0)

YEAR	NAME	MAJOR
Spring 1990	Janet Moore	Kinesiology
Fall 1990	Blair Savage	Secondary Education
Spring 1991	Delmonica DeHorney	Psychology
Spring 1991	Blair Savage	Secondary Education
Spring 1992	Stephanie Bloomer	Undecided
Spring 1992	Angela Davis	Secondary Education
Spring 1992	Blair Savage	Secondary Education
Fall 1992	Angela Davis	Secondary Education
Fall 1992	Kelly Johnson	Biology
Fall 1992	Debbie Olivas	Political Science
Fall 1992	Blair Savage	Secondary Education
Fall 1992	Allyson Twiggs	Communication
Spring 1993	Stephanie Bloomer	Undecided
Spring 1993	Kelly Johnson	Biology
Spring 1993	Blair Savage	Secondary Education
Fall 1993	Tracy Eaton	Kinesiology
Fall 1993	Debbie Olivas	Political Science
Fall 1993	Carrie Parker	Pre-Med
Fall 1993	Michelle Thacker	Communication
Spring 1994	Stephanie Bloomer	Criminal Justice
Spring 1994	Debbie Olivas	Criminal Justice
Fall 1994	Christy Smith	Liberal Arts
Spring 1995	Christy Smith	Kinesiology
Fall 1995	Christy Smith	Kinesiology
Fall 1995	Tiffany Wright	Journalism
Spring 1996	Treva Christensen	Business
Spring 1996	Kelly Johnson	Biology

Spring 1996	Roxanne McCrory	Accounting
Spring 1996	Carrie Parker	Journalism
Spring 1996	Christy Smith	Kinesiology
Fall 1996	Karyn Karlin	Pre-PT
Fall 1996	Shaka Massey	Kinesiology
Fall 1996	Roxanne McCrory	Accounting
Fall 1996	Tiffany Wright	Broadcast Journalism
Spring 1997	Karyn Karlin	Pre-PT
Spring 1997	Shaka Massey	Exercise Science
Spring 1997	Christy Smith	Exercise Science
Fall 1997	Carrie Satterfield	Education
Fall 1997	Brandi Whitehead	Exercise Science
Fall 1997	Wendi Willits	Exercise Science
Fall 1998	Treva Christensen	Marketing
Fall 1998	Joy Oakley	Exercise Science
Fall 1998	Carrie Satterfield	Education
Fall 1998	Brandi Whitehead	Exercise Science
Spring 1998	Karyn Karlin	Kinesiology
Spring 1998	Celia Anderson	Liberal Arts
Spring 1998	Treva Christensen	Marketing
Fall 1999	Celia Anderson	Communication
Spring 2000	Celia Anderson	Communication
Spring 2000	Karyn Karlin	Kinesiology
Spring 2000	India Lewis	Business
Spring 2000	Amy Wright	Marketing
Spring 2000	Donesha Williams	Marketing
Fall 2000	Celia Anderson	Communication
Fall 2000	Carla Rhodes	Chemical Engineering
Fall 2000	Wendi Willits	Kinesiology
Spring 2001	Wendi Willits	Exercise Science
Spring 2001	Shameka Christon	Pre-Med
Spring 2001	Shanna Harmon	Communication
Spring 2001	Wendi Willits	Exercise Science
Fall 2001	India Lewis	Marketing
Spring 2002	Dana Cherry	Kinesiology
Spring 2002	Shanna Harmon	Communication
Spring 2003	Lakisha Harper	Marketing
Spring 2003	India Lewis	Marketing
Spring 2003	Katrina Nesby	Business Systems
Fall 2003	Adrienne Bush	Communications
Fall 2003	Shanna Harmon	Business
Fall 2003	Kristin Moore	Communications
Spring 2004	Danielle Allen	Communications
Spring 2004	Adrienne Bush	Business Systems
Spring 2004	Shanna Harmon	Communications
Spring 2004	Ruby Vaden	Communications
Spring 2004	Rochelle Vaughn	Communications
Fall 2004	Adrienne Bush	Information Systems
Fall 2004	April Seggebruch	Marketing
Fall 2004	Allison Singleton	Accounting
Fall 2004	Brittney Vaughn	Journalism
Fall 2004	Rochelle Vaughn	Communications
Spring 2005	Adrienne Bush	Information Systems
Spring 2005	April Seggebruch	Marketing
Spring 2005	Allison Singleton	Accounting
Spring 2005	Brittney Vaughn	Journalism
Spring 2005	Rochelle Vaughn	Communications
Fall 2005	Ayana Brereton	Liberal Arts
Fall 2005	Sheree Thompson	Kinesiology
Fall 2005	Brittney Vaughn	Journalism
Fall 2005	Dominique Washington	Sociology
Spring 2006	Kristina Andjelkovic	Business
Spring 2006	Leslie Howard	Psychology
Spring 2006	Sheree Thompson	Kinesiology
Fall 2006	Leslie Howard	Psychology

Spring 2007	Leslie Howard	Psychology
Spring 2007	Kendra Roberts	Health Science
Spring 2007	Dominique Washington	Sociology
Fall 2007	Whitney Jones	Kinesiology
Fall 2007	Ashlea Williams	Biology
Spring 2008	Lauren Ervin	Sociology
Spring 2008	Ayana Brereton	Sociology
Fall 2008	Ayana Brereton	Sociology
Fall 2008	Charity Ford	Kinesiology
Fall 2008	Julie Inman	Pre-Med
Fall 2008	Ashlea Williams	Biology
Spring 2009	Ayana Brereton	Sociology
Spring 2009	Charity Ford	Business
Spring 2009	Lyndsay Harris	Biology
Spring 2009	C'eira Ricketts	Kinesiology
Spring 2010	Caroline Powell	BioEngineering
Spring 2010	Ashlea Williams	Biology
Fall 2010	Kelsey Hatcher	Communications
Fall 2010	Caroline Powell	Biological Engineering
Fall 2010	Brittney Richardson	Kinesiology
Fall 2010	Sarah Watkins	Kinesiology
Fall 2010	Ashlea Williams	Biology
Spring 2011	Brittney Richardson	Kinesiology
Spring 2011	Caroline Powell	Biological Engineering
Spring 2011	C'eira Ricketts	Kinesiology
Spring 2011	Kelsey Hatcher	Communications
Spring 2011	Skye Rees	Childhood Development
Fall 2011	Lyndsay Harris	Criminal Justice
Spring 2012	Lyndsay Harris	Criminal Justice
Spring 2012	Kelsey Hatcher	Communications
Spring 2012	C'eira Ricketts	Kinesiology
Fall 2012	Lyndsay Harris	Criminal Justice
Spring 2013	Joey Bailey	Journalism
Spring 2013	Calli Berna	Broadcast Journalism
Spring 2013	Jhasmin Bowen	Business
Spring 2013	Erin Gatling	Kinesiology
Fall 2013	Jhasmin Bown	Business
Fall 2013	Kelsey Brooks	Rec & Sport Management
Fall 2013	Ana-Carolota Faussurier	Psychology
Fall 2013	Bria Pitts	Applied Exercise Science
Spring 2014	Joey Bailey	Journalism
Spring 2014	Ana-Carolota Faussurier	Psychology
Spring 2014	Jessica Jackson	Applied Exercise Science
Spring 2014	Bria Pitts	Applied Exercise Science
Spring 2014	Khadajah West	Kinesiology P-12
Fall 2014	Joey Bailey	Graduate School
Fall 2014	McKinley Bostad	Kinesiology
Fall 2014	Jhasmin Bowen	Business
Fall 2014	Kelsey Brooks	Rec & Sport Management
Spring 2015	Joey Bailey	Graduate School
Spring 2015	McKinley Bostad	Kinesiology
Spring 2015	Jhasmin Bowen	Business
Spring 2015	Kelsey Brooks	Rec & Sport Management

1415 REVIEW

RESULTS, ATTENDANCE AND LEADERS

DATE	OPPONENT	W/L	SCORE	ATTEND	HIGH POINTS	HIGH REBOUNDS
11/14/14	NICHOLLS	W	63-52	4541	(17)WOLFF, Melissa	(13)WOLFF, Melissa
11/16/14	SAVANNAH STATE	W	75-46	1229	(19)JACKSON, Jessica	(12)JACKSON, Jessica
11/20/14	at Middle Tennessee	W	58-51	4120	(19)BOWEN, Jhasmin	(8)WOLFF, Melissa
11/23/14	NORTHWESTERN STATE	W	78-30	1647	(19)BROOKS, Kelsey	(12)BROOKS, Kelsey
11/28/14	#vs #17/16 Iowa	W	77-67	216	(24)BROOKS, Kelsey	(10)WOLFF, Melissa
11/29/14	#vs Richmond	W	74-55	177	(17)BROOKS, Kelsey	(11)WOLFF, Melissa
12/04/14	SOUTH DAKOTA STATE	L OT	75-80	1577	(28)BROOKS, Kelsey	(16)WOLFF, Melissa
12/07/14	#18/20 RUTGERS	L	52-64	1997	(14)JACKSON, Jessica	(8)WOLFF, Melissa (8)BOWEN, Jhasmin (8)JACKSON, Jessica
12/10/14	at Missouri State	W	59-50	2503	(19)BROOKS, Kelsey	(9)WOLFF, Melissa
12/14/14	at Tulsa	W	64-53	1050	(17)BOWEN, Jhasmin (17)BROOKS, Kelsey	(12)BOWEN, Jhasmin
12/21/14	vs Oklahoma	W	71-64	3689	(24)BROOKS, Kelsey	(9)WOLFF, Melissa
12/29/14	GRAMBLING STATE	W	77-35	1733	(15)BROOKS, Kelsey	(12)WEST, Khadijah
1/02/15	*at Ole Miss	L	57-71	1098	(17)JACKSON, Jessica	(8)BOWEN, Jhasmin
1/4/15	*#5/8 TEXAS A&M	L	50-52	2106	(18)JACKSON, Jessica	(10)WOLFF, Melissa (10)JACKSON, Jessica
01/08/15	*at #14/15 Miss State	L	57-72	3556	(16)BROOKS, Kelsey	(8)BERNA, Calli
01/11/15	*#7/8 TENNESSEE	L	51-60	2344	(18)JACKSON, Jessica	(10)WOLFF, Melissa
01/18/15	*MISSOURI	W	73-55	4299	(21)BROOKS, Kelsey	(9)BOWEN, Jhasmin (9)BROOKS, Kelsey
01/22/15	*at Vanderbilt	L	53-55	2685	(20)BROOKS, Kelsey	(7)WOLFF, Melissa
01/25/15	*at Florida	L	58-72	2214	(14)BROOKS, Kelsey	(7)WOLFF, Melissa
01/29/15	*AUBURN	W	52-47	1474	(17)BROOKS, Kelsey	(6)BOWEN, Jhasmin
02/01/15	*at Alabama	W	53-42	2591	(21)BOWEN, Jhasmin	(11)JACKSON, Jessica
02/09/15	*#24/21 GEORGIA	W	54-48	1488	(15)JACKSON, Jessica	(8)WOLFF, Melissa
02/12/15	*at #15/16 Texas A&M	L	55-59	4443	(19)JACKSON, Jessica	(8)BOWEN, Jhasmin
02/15/15	*at AUBURN	W	54-36	2270	(18)JACKSON, Jessica	(9)WOLFF, Melissa
02/19/15	*#2/2 SOUTH CAROLINA	L	56-73	1531	(20)JACKSON, Jessica	(9)JACKSON, Jessica
02/22/15	*LSU	W	63-41	2923	(20)BROOKS, Kelsey	(13)JACKSON, Jessica
02/26/15	*#13/15 KENTUCKY	L	51-56	2614	(23)JACKSON, Jessica	(12)WOLFF, Melissa
03/1/15	*at Missouri	L	41-57	1940	(19)JACKSON, Jessica	(11)JACKSON, Jessica
03/05/15	\$vs Ole Miss	W	72-61		(25)JACKSON, Jessica	(8)JACKSON, Jessica
03/06/15	\$ vs #3/3 South Carolina	L	36-58	4630	(13)JACKSON, Jessica	(6)BOWEN, Jhasmin (6)WEST, Khadijah
03/19/15	+vs #22/25 Northwestern	W	57-55	4775	(15)BROOKS, Kelsey	(15)WOLFF, Melissa
03/22/15	+at #5/6 Baylor	L	44-73	4593	(15)JACKSON, Jessica	(8)BOWEN, Jhasmin

= South Point Thanksgiving Shootout (Las Vegas, Nev.) | \$=SEC Tournament (North Little Rock, Ark.) | +NCAA Tournament (Waco, Texas) | * = Conference game

OVERALL STATISTICS

RECORD:	OVERALL	HOME	AWAY	NEUTRAL
ALL GAMES	18-14	8-6	6-7	4-1
CONFERENCE	6-10	4-4	2-6	0-0
NON-CONFERENCE	12-4	4-2	4-1	4-1

##	Player					TOTAL			3-PTS			REBOUNDS														
		GP	GS	Min	Avg	FG	FGA	Pct	3FG	FGA	Pct	FT	FTA	Pct	Off	Def	Tot	Avg	PF	FO	A	TO	Blk	Stl	Pts	Avg
00	JACKSON, Jessica	32	29	1032	32.2	161	431	.374	56	163	.344	99	126	.786	61	139	200	6.3	86	2	30	96	33	27	477	14.9
15	BROOKS, Kelsey	32	32	1103	34.5	134	416	.322	41	150	.273	132	199	.663	25	127	152	4.8	77	1	74	64	13	52	441	13.8
42	BOWEN, Jhasmin	32	31	914	28.6	126	278	.453	0	0	.000	91	154	.591	100	106	206	6.4	99	3	27	70	9	27	343	10.7
33	WOLFF, Melissa	32	32	1045	32.7	118	258	.457	0	0	.000	33	62	.532	101	150	251	7.8	82	2	47	33	30	35	269	8.4
11	BERNA, Calli	32	32	1189	37.2	53	175	.303	34	109	.312	41	64	.641	19	147	166	5.2	66	1	166	86	3	48	181	5.7
21	POWELL, Katie	23	0	154	6.7	22	67	.328	7	33	.212	9	13	.692	17	24	41	1.8	19	0	7	9	10	4	60	2.6
14	BOSTAD, McKinley	32	2	427	13.3	22	91	.242	17	68	.250	19	27	.704	6	21	27	0.8	39	0	22	23	1	10	80	2.5
32	WEST, Khadijah	21	1	174	8.3	14	42	.333	0	0	.000	6	16	.375	20	34	54	2.6	28	0	2	15	8	4	34	1.6
25	BAILEY, Joey	32	1	387	12.1	9	42	.214	0	1	.000	7	8	.875	20	35	55	1.7	51	0	8	15	5	5	25	0.8
TM	TEAM.....														69	62	131	4.1	1			10			0	
	Total.....	32				659	1800	.366	155	524	.296	437	669	.653	438	845	1283	40.1	548	9	383	421	112	212	1910	59.7
	Opponents.....	32				648	1763	.368	129	444	.291	365	550	.664	357	793	1150	35.9	602	19	335	439	158	208	1790	55.9

SCORE BY PERIODS:					DEADBALL REBOUNDS:OFF DEF TOTAL			
1st	2nd	OT	TOTAL					
Arkansas	911	988	11	1910	Arkansas	117	21	138
Opponents	815	959	16	1790	Opponents	77	25	102

1415 POINTS REBOUNDS AND ASSISTS

				00	11	14	15	21	25	32	33	42
Opponent	Date	Score	WL	JACKSON	BERNA	BOSTAD	BROOKS	POWELL	BAILEY	WEST	WOLFF	BOWEN
NICHOLLS	11/14/14	63-52	W	12-7-1	9-8-3	0-0-2	11-6-3	2-1-0	0-2-0	0-0-0	17-13-3	12-10-1
SAVANNAH STATE	11/16/14	75-46	W	19-12-3	5-2-5	2-1-2	12-4-4	10-2-0	4-1-1	2-3-0	14-10-3	7-4-2
at Middle Tennessee	11/20/14	58-51	W	14-7-0	7-5-4	0-0-0	10-6-5	2-3-0	2-5-1	2-2-1	2-8-4	19-7-0
NORTHWESTERN STATE	11/23/14	78-30	W	18-7-1	3-5-7	6-1-1	19-12-7	11-4-1	0-5-0	7-4-0	7-2-1	7-10-1
vs #17/16 Iowa	11/28/14	77-67	W	22-7-0	0-5-9	0-0-0	24-8-0	4-1-0	4-3-0	0-1-0	9-10-1	14-9-1
vs Richmond	11/29/14	74-55	W	16-3-0	9-5-7	5-1-0	17-6-4	0-1-0	0-4-0	6-5-1	15-11-0	6-5-0
SOUTH DAKOTA STATE	12/04/14	75-80	LOT	3-2-1	13-3-7	0-0-0	28-4-3	2-0-0	0-3-0	0-0-0	9-16-2	20-9-1
#18/20 RUTGERS	12/07/14	52-64	L	14-8-2	3-6-5	0-0-0	11-4-2	0-0-0	0-0-0	DNP	11-8-1	13-8-2
at Missouri State	12/10/14	59-50	W	13-2-4	3-7-1	0-0-1	19-3-1	3-3-1	2-1-1	0-0-0	10-9-2	9-6-1
at Tulsa	12/14/14	64-53	W	15-8-0	3-6-3	3-1-0	17-7-3	0-1-0	0-0-0	0-2-0	9-6-2	17-12-0
vs Oklahoma	12/21/14	71-64	W	23-7-0	3-3-4	3-1-2	24-6-2	DNP	0-0-0	3-5-0	6-9-0	9-6-1
GRAMBLING STATE	12/29/14	77-35	W	4-5-1	3-5-1	12-3-4	15-7-5	11-8-3	7-5-1	4-12-0	12-10-4	9-5-0
at Ole Miss	1/02/15	57-71	L	17-7-2	4-5-5	3-0-1	9-3-2	3-2-0	0-0-0	4-1-0	2-7-1	15-8-0
#5/8 TEXAS A&M	1/4/15	50-52	L	18-10-1	1-5-7	2-1-0	15-2-0	2-0-0	0-3-0	0-1-0	8-10-0	4-2-0
at #14/15 Miss State	01/08/15	57-72	L	9-1-0	12-8-5	0-2-0	16-5-0	1-2-0	0-1-0	3-2-0	10-4-1	6-3-0
#7/8 TENNESSEE	01/11/15	51-60	L	18-2-1	4-9-5	0-0-0	8-7-1	2-1-0	0-0-2	0-4-0	10-10-4	9-5-3
MISSOURI	01/18/15	73-55	W	8-6-2	9-6-4	15-3-2	21-9-4	3-1-1	0-4-0	DNP	5-5-0	12-9-1
at Vanderbilt	01/22/15	53-55	L	3-3-0	5-2-5	6-3-2	20-1-0	2-4-1	2-1-0	2-2-0	4-7-0	9-5-1
at Florida	01/25/15	58-72	L	11-4-1	8-6-7	4-1-0	14-4-1	0-1-0	0-1-0	DNP	12-7-2	9-6-0
AUBURN	01/29/15	52-47	W	8-3-0	4-5-6	0-0-0	17-4-1	DNP	2-5-1	1-0-0	12-4-1	8-6-1
at Alabama	02/01/15	53-42	W	14-11-0	4-6-4	0-0-1	10-2-3	DNP	0-3-0	0-0-0	4-7-0	21-8-1
#24/21 GEORGIA	02/09/15	54-48	W	15-3-0	13-7-7	1-0-0	6-4-2	0-1-0	0-1-0	DNP	8-8-1	11-3-0
at #15/16 Texas A&M	02/12/15	55-59	L	19-6-0	4-5-5	0-0-0	13-6-3	2-3-0	0-1-0	DNP	4-6-2	13-8-0
at AUBURN	02/15/15	54-36	W	18-7-1	3-8-8	3-0-0	5-5-2	0-0-0	2-0-0	0-3-0	6-9-4	17-6-2
#2/2 SOUTH CAROLINA	02/19/15	56-73	L	20-9-2	13-5-7	3-0-1	8-2-1	DNP	0-0-0	DNP	4-3-1	8-2-0
LSU	02/22/15	63-41	W	17-13-0	1-5-9	0-1-1	20-5-1	DNP	0-1-0	DNP	12-9-0	13-8-2
#13/15 KENTUCKY	02/26/15	51-56	L	23-5-1	8-4-2	0-1-1	7-3-1	DNP	0-0-0	DNP	8-12-4	5-5-0
at Missouri	3/1/15	41-57	L	19-11-1	0-2-2	0-1-0	8-4-2	0-1-0	0-2-0	DNP	3-4-0	11-10-0
vs Ole Miss	03/05/15	72-61	W	25-8-0	14-3-6	9-4-0	13-5-3	DNP	0-0-0	DNP	2-4-0	9-4-2
vs #3/3 South Carolina	03/06/15	36-58	L	13-3-0	5-4-2	3-2-0	5-2-3	DNP	0-1-0	0-6-0	8-4-2	2-6-2
at #22/25 Northwestern	03/19/15	57-55	W	14-8-4	3-5-6	0-0-1	15-6-4	0-1-0	0-1-1	DNP	13-15-1	12-3-1
at #5/6 Baylor	03/22/15	44-73	L	15-5-1	5-6-8	0-0-0	4-0-1	DNP	0-1-0	0-1-0	13-4-0	7-8-1

TEAM/OPPONENT COMPARISON

Opponent	1st	2nd	Score	Mar	Total FG	FG Pct	3-Pts	3FG Pct	FT	FT Pct	RebS	Mar	Ast	TO	Blk	Stl	PF
NICHOLLS	21/22	42/30	63-52	+11	21-58/21-62	.362/.339	7-22/7-24	.318/.292	14-25/3-4	.560/.750	53/26	+27	13/8	18/11	5/6	7/9	13/18
SAVANNAH STATE	34/20	41/26	75-46	+29	26-55/16-55	.473/.291	5-16/7-19	.313/.368	18-28/7-10	.643/.700	44/27	+17	20/13	15/20	3/3	8/11	13/21
Middle Tennessee	32/20	26/31	58-51	+7	19-48/16-57	.396/.281	7-22/7-28	.318/.250	13-23/12-24	.565/.500	45/37	+8	15/12	15/8	4/4	7/4	27/19
NORTHWESTERN ST	38/17	40/13	78-30	+48	27-64/10-63	.422/.159	12-29/1-18	.414/.056	12-16/9-14	.750/.643	54/38	+16	19/4	8/8	6/1	7/7	13/15
#17/16 Iowa	25/27	52/40	77-67	+10	26-57/29-62	.456/.468	5-12/7-14	.417/.500	20-33/2-6	.606/.333	51/24	+27	11/6	18/13	4/6	7/6	15/26
Richmond	33/24	41/31	74-55	+19	23-56/18-49	.411/.367	5-15/4-12	.333/.333	23-28/15-20	.821/.750	44/26	+18	12/6	11/13	1/0	5/2	15/20
SOUTH DAKOTA ST	31/27	33/37	75-80	(5)	24-65/25-55	.369/.455	6-16/7-16	.375/.438	21-33/23-28	.636/.821	41/36	+5	14/12	10/14	2/7	8/5	18/25
#18/20 RUTGERS	24/36	28/28	52-64	(12)	18-64/25-57	.281/.439	4-18/0-3	.222/.000	12-19/14-18	.632/.778	38/44	(6)	12/17	9/12	2/3	2/4	15/19
Missouri State	26/24	33/26	59-50	+9	23-51/19-56	.451/.339	6-13/6-13	.462/.462	7-13/6-12	.538/.500	34/37	(3)	12/9	12/12	7/1	6/6	16/12
Tulsa	30/21	34/32	64-53	+11	22-48/17-61	.458/.279	3-15/8-19	.200/.421	17-26/11-15	.654/.733	47/32	+15	8/12	17/9	9/0	6/10	18/19
Oklahoma	37/31	34/33	71-64	+7	23-52/21-61	.442/.344	3-15/2-11	.200/.182	22-42/20-29	.524/.690	40/34	+6	9/5	16/13	7/5	8/10	22/30
GRAMBLING STATE	46/10	31/25	77-35	+42	29-76/15-56	.382/.268	6-19/1-12	.316/.083	13-19/4-11	.684/.364	65/28	+37	19/2	13/17	5/7	9/5	12/17
Ole Miss	25/33	32/38	57-71	(14)	18-53/24-49	.340/.490	6-14/5-15	.429/.333	15-23/18-31	.652/.581	36/35	+1	11/9	17/12	0/3	6/7	22/21
#5/8 TEXAS A&M	28/25	22/27	50-52	(2)	16-55/19-56	.291/.339	4-23/0-5	.174/.000	14-20/14-18	.700/.778	39/42	(3)	8/9	12/14	2/1	9/3	17/16
#14/15 Miss State	40/37	17/35	57-72	(15)	18-52/22-54	.346/.407	3-12/6-18	.250/.333	18-21/22-29	.857/.759	34/41	(7)	6/12	16/12	3/9	4/7	26/21
#7/8 TENNESSEE	21/18	30/42	51-60	(9)	20-63/17-49	.317/.347	2-14/6-13	.143/.462	9-15/20-27	.600/.741	42/38	+4	16/13	10/11	4/9	6/6	23/17
MISSOURI	38/22	35/33	73-55	+18	21-56/20-60	.375/.333	8-19/5-24	.421/.208	23-30/10-12	.767/.833	48/32	+16	14/11	9/9	5/3	2/3	16/25
Vanderbilt	32/23	21/32	53-55	(2)	20-56/22-49	.357/.449	4-19/3-4	.211/.750	9-11/8-17	.818/.471	34/35	(1)	9/15	15/16	3/8	8/8	22/12
Florida	24/41	34/31	58-72	(14)	20-55/24-55	.364/.436	4-22/4-12	.182/.333	14-22/20-26	.636/.769	33/41	(8)	11/16	17/17	4/4	7/6	24/22
AUBURN	31/15	21/32	52-47	+5	17-48/18-46	.354/.391	4-17/1-10	.235/.100	14-22/10-13	.636/.769	28/33	(5)	10/9	13/20	3/3	9/10	14/23
Alabama	24/16	29/26	53-42	+11	17-49/15-47	.347/.319	3-15/2-11	.200/.182	16-19/10-17	.842/.588	42/31	+11	9/5	19/19	2/5	5/5	19/18
#24/21 GEORGIA	30/16	24/32	54-48	+6	20-49/19-57	.408/.333	4-10/4-19	.400/.211	10-16/6-11	.625/.545	27/42	(15)	10/11	16/20	5/5	9/6	13/18
#15/16 Texas A&M	23/30	32/29	55-59	(4)	23-60/22-55	.383/.400	3-15/1-1	.200/1.000	6-8/14-27	.750/.519	40/40	-	10/8	12/12	0/6	4/7	22/12
AUBURN	30/21	24/15	54-36	+18	23-54/14-59	.426/.237	2-9/1-20	.222/.050	6-10/7-9	.600/.778	40/38	+2	17/5	11/12	3/5	9/7	11/11
#2/2 SOUTH CAROLINA	31/38	25/35	56-73	(17)	22-54/25-48	.407/.521	6-12/7-17	.500/.412	6-12/16-20	.500/.800	24/34	(10)	12/16	15/18	1/11	7/9	18/16
LSU	32/24	31/17	63-41	+22	23-51/17-62	.451/.274	5-12/4-11	.417/.364	12-24/3-11	.500/.273	45/39	+6	13/7	14/13	6/1	8/9	13/22
#13/15 KENTUCKY	24/30	27/26	51-56	(5)	19-71/25-54	.268/.463	8-25/2-12	.320/.167	5-6/4-10	.833/.400	37/40	(3)	9/5	12/16	3/6	5/6	12/14
Missouri	11/24	30/33	41-57	(16)	15-55/19-55	.273/.345	4-11/6-15	.364/.400	7-17/13-16	.412/.813	39/45	(6)	5/11	12/9	4/5	5/6	17/19
Ole Miss	29/28	43/33	72-61	+11	19-41/24-62	.463/.387	6-15/5-17	.400/.294	28-35/8-17	.800/.471	33/29	+4	11/11	12/11	1/1	4/6	15/25
#3/3 South Carolina	17/31	19/27	36-58	(22)	11-57/24-54	.193/.444	4-15/2-10	.267/.200	10-15/8-12	.667/.667	32/44	(12)	9/16	8/13	3/15	5/4	16/14
#22/25 North-western	23/23	34/32	57-55	+2	21-66/22-49	.318/.449	4-17/4-11	.235/.364	11-19/7-8	.579/.875	42/37	+5	18/18	10/19	4/4	10/6	11/17
#5/6 Baylor	21/41	23/32	44-73	(29)	15-61/24-49	.246/.490	2-16/4-10	.125/.400	12-19/21-28	.632/.750	32/45	(13)	11/22	9/16	1/11	10/8	20/18

Note: Game totals are displayed in the format TEAM/OPPONENT for each category

1415 SUPERLATIVES

ARKANSAS – TEAM GAME HIGHS

POINTS	78
77	
77	
FIELD GOALS MADE	29
27	
FIELD GOAL ATTEMPTS	76
71	
FIELD GOAL PERCENTAGE	.473 (26–55)
.463 (19–41)	
3 PT FIELD GOALS MADE	12
8	
3 PT FG ATTEMPTS	29
25	
3 PT FG PERCENTAGE	.500 (6–12)
.462 (6–13)	
FREE THROWS MADE	28
23	
FREE THROW ATTEMPTS	42
35	
FREE THROW PERCENTAGE	.857 (18–21)
.842 (16–19)	
REBOUNDS	65
54	
ASSISTS	20
19	
19	
STEALS	10
10	
BLOCKED SHOTS	9
7	
7	
TURNOVERS	19
18	
18	
FOULS	27
26	

NORTHWESTERN STATE (11/23/14)	
GRAMBLING STATE (12/29/14)	
vs #17/16 Iowa (11/28/14)	
GRAMBLING STATE (12/29/14)	
NORTHWESTERN STATE (11/23/14)	
GRAMBLING STATE (12/29/14)	
#13/15 KENTUCKY (02/26/15)	
SAVANNAH STATE (11/16/14)	
vs Ole Miss (03/05/15)	
NORTHWESTERN STATE (11/23/14)	
#13/15 KENTUCKY (02/26/15)	
#2/2 SOUTH CAROLINA (02/19/15)	
at Missouri State (12/10/14)	
vs Ole Miss (03/05/15)	
MISSOURI (01/18/15)	
vs Richmond (11/29/14)	
vs Oklahoma (12/21/14)	
vs Ole Miss (03/05/15)	
at #14/15 Mississippi State (01/08/15)	
at Alabama (02/01/15)	
GRAMBLING STATE (12/29/14)	
NORTHWESTERN STATE (11/23/14)	
SAVANNAH STATE (11/16/14)	
GRAMBLING STATE (12/29/14)	
NORTHWESTERN STATE (11/23/14)	
at #5/6 Baylor (03/22/15)	
at #22/25 Northwestern (03/19/15)	
at Tulsa (12/14/14)	
vs Oklahoma (12/21/14)	
at Missouri State (12/10/14)	
at Alabama (02/01/15)	
vs #17/16 Iowa (11/28/14)	
NICHOLLS (11/14/14)	
at Middle Tennessee (11/20/14)	
at #14/15 Mississippi State (01/08/15)	

Opponent – GAME HIGHS

POINTS	80
73	
73	
FIELD GOALS MADE	29
63	
FIELD GOAL ATTEMPTS	62
62	
62	
62	
62	
FIELD GOAL PERCENTAGE	.521 (25–48)
.490 (24–49)	
.490 (24–49)	
3 PT FIELD GOALS MADE	8
28	
3 PT FG ATTEMPTS	24
24	
3 PT FG PERCENTAGE	1.000 (1–1)
.750 (3–4)	
FREE THROWS MADE	23
22	
FREE THROW ATTEMPTS	31
29	
29	
FREE THROW PERCENTAGE	.875 (7–8)
.833 (10–12)	
REBOUNDS	45
45	
ASSISTS	22
18	
STEALS	11
15	
BLOCKED SHOTS	11
11	
11	
TURNOVERS	20
20	
20	
FOULS	30
26	

SOUTH DAKOTA STATE (12/04/14)	
at #5/6 Baylor (03/22/15)	
#2/2 SOUTH CAROLINA (02/19/15)	
vs #17/16 Iowa (11/28/14)	
NORTHWESTERN STATE (11/23/14)	
vs Ole Miss (03/05/15)	
LSU (02/22/15)	
vs #17/16 Iowa (11/28/14)	
NICHOLLS (11/14/14)	
#2/2 SOUTH CAROLINA (02/19/15)	
at #5/6 Baylor (03/22/15)	
at Ole Miss (1/02/15)	
at Tulsa (12/14/14)	
at Middle Tennessee (11/20/14)	
MISSOURI (01/18/15)	
NICHOLLS (11/14/14)	
at #15/16 Texas A&M (02/12/15)	
at Vanderbilt (01/22/15)	
SOUTH DAKOTA STATE (12/04/14)	
at #14/15 Mississippi State (01/08/15)	
at Ole Miss (1/02/15)	
at #14/15 Mississippi State (01/08/15)	
vs Oklahoma (12/21/14)	
at #22/25 Northwestern (03/19/15)	
MISSOURI (01/18/15)	
at #5/6 Baylor (03/22/15)	
at Missouri (3/1/15)	
at #5/6 Baylor (03/22/15)	
at #22/25 Northwestern (03/19/15)	
SAVANNAH STATE (11/16/14)	
vs #3/3 South Carolina (03/06/15)	
at #5/6 Baylor (03/22/15)	
#2/2 SOUTH CAROLINA (02/19/15)	
#24/21 GEORGIA (02/09/15)	
AUBURN (01/29/15)	
SAVANNAH STATE (11/16/14)	
vs Oklahoma (12/21/14)	
vs #17/16 Iowa (11/28/14)	

CATEGORY LEADERS

POINTS	G	Pts	Pts/G
JACKSON, Jessica	32	477	14.9
BROOKS, Kelsey	32	441	13.8
BOWEN, Jhasmin	32	343	10.7
WOLFF, Melissa	32	269	8.4
BERNA, Calli	32	181	5.7
BOSTAD, McKinley	32	80	2.5
POWELL, Katie	23	60	2.6
WEST, Khadijah	21	34	1.6
BAILEY, Joey	32	25	0.8
SCORING AVERAGE	G	Pts	Avg/G
JACKSON, Jessica	32	477	14.9
BROOKS, Kelsey	32	441	13.8
BOWEN, Jhasmin	32	343	10.7
WOLFF, Melissa	32	269	8.4
BERNA, Calli	32	181	5.7
POWELL, Katie	23	60	2.6
BOSTAD, McKinley	32	80	2.5
WEST, Khadijah	21	34	1.6
BAILEY, Joey	32	25	0.8
FG PERCENTAGE	FG	ATT	Pct
WOLFF, Melissa	118	258	.457
BOWEN, Jhasmin	126	278	.453
JACKSON, Jessica	161	431	.374
WEST, Khadijah	14	42	.333
POWELL, Katie	22	67	.328
BROOKS, Kelsey	134	416	.322
BERNA, Calli	53	175	.303
BOSTAD, McKinley	22	91	.242
BAILEY, Joey	9	42	.214
FIELD GOAL ATTEMPTS	G	Att	Att/G
JACKSON, Jessica	32	431	13.5
BROOKS, Kelsey	32	416	13.0
BOWEN, Jhasmin	32	278	8.7
WOLFF, Melissa	32	258	8.1
BERNA, Calli	32	175	5.5

FIELD GOALS MADE	G	Made	FGM/G
JACKSON, Jessica	32	161	5.0
BROOKS, Kelsey	32	134	4.2
BOWEN, Jhasmin	32	126	3.9
WOLFF, Melissa	32	118	3.7
BERNA, Calli	32	53	1.7
3-POINT PERCENTAGE	3FG	ATT	Pct
JACKSON, Jessica	56	163	.344
BERNA, Calli	34	109	.312
BROOKS, Kelsey	41	150	.273
BOSTAD, McKinley	17	68	.250
POWELL, Katie	7	33	.212
BAILEY, Joey	0	1	.000
3-POINT FG ATTEMPTS	G	Att	Att/G
JACKSON, Jessica	32	163	5.1
BROOKS, Kelsey	32	150	4.7
BERNA, Calli	32	109	3.4
BOSTAD, McKinley	32	68	2.1
POWELL, Katie	23	33	1.4
3-POINT FGS MADE	G	Made	3FG/G
JACKSON, Jessica	32	56	1.8
BROOKS, Kelsey	32	41	1.3
BERNA, Calli	32	34	1.1
BOSTAD, McKinley	32	17	0.5
POWELL, Katie	23	7	0.3
FT PERCENTAGE	FT	ATT	Pct
BAILEY, Joey	7	8	.875
JACKSON, Jessica	99	126	.786
BOSTAD, McKinley	19	27	.704
POWELL, Katie	9	13	.692
BROOKS, Kelsey	132	199	.663
BERNA, Calli	41	64	.641
BOWEN, Jhasmin	91	154	.591
WOLFF, Melissa	33	62	.532
WEST, Khadijah	6	16	.375
FREE THROW ATTEMPTS	G	Att	Att/G
BROOKS, Kelsey	32	199	6.2
BOWEN, Jhasmin	32	154	4.8
JACKSON, Jessica	32	126	3.9
BERNA, Calli	32	64	2.0
WOLFF, Melissa	32	62	1.9

FREE THROWS MADE	G	Made	FTM/G
BROOKS, Kelsey	32	132	4.1
JACKSON, Jessica	32	99	3.1
BOWEN, Jhasmin	32	91	2.8
BERNA, Calli	32	41	1.3
WOLFF, Melissa	32	33	1.0
REBOUNDS	G	Reb	Reb/G
WOLFF, Melissa	32	251	7.8
BOWEN, Jhasmin	32	206	6.4
JACKSON, Jessica	32	200	6.3
BERNA, Calli	32	166	5.2
BROOKS, Kelsey	32	152	4.8
REBOUND AVERAGE	G	Reb	Avg/G
WOLFF, Melissa	32	251	7.8
BOWEN, Jhasmin	32	206	6.4
JACKSON, Jessica	32	200	6.3
BERNA, Calli	32	166	5.2
BROOKS, Kelsey	32	152	4.8
ASSISTS	G	No.	A/G
BERNA, Calli	32	166	5.2
BROOKS, Kelsey	32	74	2.3
WOLFF, Melissa	32	47	1.5
JACKSON, Jessica	32	30	0.9
BOWEN, Jhasmin	32	27	0.8
STEALS	G	No.	S/G
BROOKS, Kelsey	32	52	1.6
BERNA, Calli	32	48	1.5
WOLFF, Melissa	32	35	1.1
JACKSON, Jessica	32	27	0.8
BOWEN, Jhasmin	32	27	0.8
OFFENSIVE REBOUNDS	G	No.	Avg/G
WOLFF, Melissa	32	101	3.2
BOWEN, Jhasmin	32	100	3.1
JACKSON, Jessica	32	61	1.9
BROOKS, Kelsey	32	25	0.8
BAILEY, Joey	32	20	0.6
WEST, Khadijah	21	20	1.0
DEFENSIVE REBOUNDS	G	No.	Avg/G
WOLFF, Melissa	32	150	4.7
BERNA, Calli	32	147	4.6
JACKSON, Jessica	32	139	4.3
BROOKS, Kelsey	32	127	4.0
BOWEN, Jhasmin	32	106	3.3

BLOCKED SHOTS	G	No.	Blk/G
JACKSON, Jessica	32	33	1.0
WOLFF, Melissa	32	30	0.9
BROOKS, Kelsey	32	13	0.4
POWELL, Katie	23	10	0.4
BOWEN, Jhasmin	32	9	0.3
MINUTES	G	No.	Min/G
BERNA, Calli	32	1189	37.2
BROOKS, Kelsey	32	1103	34.5
WOLFF, Melissa	32	1045	32.7
JACKSON, Jessica	32	1032	32.2
BOWEN, Jhasmin	32	914	28.6
FOULS	G	No.	Per/G
BOWEN, Jhasmin	32	99	3.1
JACKSON, Jessica	32	86	2.7
WOLFF, Melissa	32	82	2.6
BROOKS, Kelsey	32	77	2.4
BERNA, Calli	32	66	2.1
FOULOUTS	G	No.	
BOWEN, Jhasmin	32	3	
JACKSON, Jessica	32	2	
WOLFF, Melissa	32	2	
BROOKS, Kelsey	32	1	
BERNA, Calli	32	1	
TURNOVERS	G	No.	TO/G
JACKSON, Jessica	32	96	3.0
BERNA, Calli	32	86	2.7
BOWEN, Jhasmin	32	70	2.2
BROOKS, Kelsey	32	64	2.0
WOLFF, Melissa	32	33	1.0

ARKANSAS' 2013-14 RECORD WHEN

Overall	18-1	Holding opponents under 50	9-0	Scores 50-59 points:	7-10
Home	8-6	Scoring 60+ points	11-1	Scores 60-69 points:	3-0
Away	5-7	In central time zone	16-13	Scores 70-79 points:	8-1
Neutral	5-1	Outside CST	2-1	Scores 80-89 points:	0-0
SEC	6-10	When making 6+ threes	7-4	Scores 90-99 points:	0-0
Home	4-4	Committing 15 or less TO	12-10	Scores 100+ points:	0-0
Away	2-6	Winning the TO battle	10-7	Allows fewer than 50 points:	8-0
Non-Conference	12-4	Losing the TO battle	6-5	Allows 50-59 points:	6-6
Home	4-2	Making 12+ FT	14-8	Allows 60-69 points:	3-2
Away	3-1	Overtime	0-1	Allows 70-79 points:	0-5
Neutral	5-1	Starters		Allows 80-89 points:	0-1
vs. Ranked	3-8	Jackson, Berna, Bowen, Brooks, Wolff	17-11	Games decided by 1-4 points:	1-3
vs. Unranked	11-5	Jackson, Berna, Bailey, Brooks, Wolff	0-1	Games decided by 5-9 points:	5-5
November	6-0	West, Berna, Bailey, Brooks, Wolff	0-1	Games decided by 10-19 points:	8-6
December	4-2	Bostad, Berna, Bailey, Brooks, Wolff	1-0	Games decided by 20 or more points:	4-2
January	2-6	Bostad, Berna, Bowen, Brooks, Wolff	0-1		
February	4-2	Bench outscores the starters	0-0		
March	2-3	Leading scorer comes off the bench	0-1		
Monday	2-0	Shooting 50 percent or more:	0-0		
Tuesday	0-0	Shooting 40-49 percent:	10-1		
Wednesday	1-0	Shooting less than 40 percent:	7-13		
Thursday	3-5	Opponent shoots 50 percent or better:	0-0		
Friday	3-2	Opponent shoots 40-49 percent:	2-9		
Saturday	1-0	Opponent shoots less than 40 percent:	15-2		
Sunday	9-7	ARK attempts 20 or more FTs:	10-5		
Leading at half	15-4	ARK attempts fewer than 20 FTs:	7-7		
Trailing at half	2-10	Opponent attempts 20 or more FTs:	3-6		
Tied at half	1-0	Opponent attempts fewer than 20 FTs:	13-4		
Outrebounding opponents	15-3	Bench outscores opponent bench:	3-0		
Outrebounded by opponents	3-10	OPP bench outscores ARK bench:	15-14		
Same number of rebounds	0-1	Bench scoring is even:	0-0		
More three-pointers made	10-7	ARK leads points in the paint:	10-0		
Fewer three-pointers made	3-6	Opponent leads points in the paint:	7-11		
Same number	5-1	Points in the paint are even:	1-0		
Holding opponents under 60	16-6	Scores fewer than 50 points:	0-3		

STARTING LINEUPS

Nicholls	Jackson, Wolff, Bowen, Berna, Brooks
Savannah State	Jackson, Wolff, Bowen, Berna, Brooks
at MTSU	Jackson, Wolff, Bowen, Berna, Brooks
Northwestern St.	Jackson, Wolff, Bowen, Berna, Brooks
Iowa	Jackson, Wolff, Bowen, Berna, Brooks
Richmond	Jackson, Wolff, Bowen, Berna, Brooks
SDSU	Jackson, Wolff, Bowen, Berna, Brooks
Rutgers	Jackson, Wolff, Bowen, Berna, Brooks
Missouri State	Jackson, Wolff, Bowen, Berna, Brooks
Tulsa	Jackson, Wolff, Bowen, Berna, Brooks
Oklahoma	Jackson, Wolff, Bowen, Berna, Brooks
Grambling State	Jackson, Wolff, Bowen, Berna, Brooks
Ole Miss	Jackson, Wolff, Bowen, Berna, Brooks
Texas A&M	Jackson, Wolff, Bailey, Berna, Brooks
Miss State	Jackson, Wolff, Bowen, Berna, Brooks
Tennessee	West, Wolff, Bowen, Berna, Brooks
Missouri	Bostad, Wolff, Bowen, Berna, Brooks
Vanderbilt	Jackson, Wolff, Bowen, Berna, Brooks
Florida	Bostad, Wolff, Bowen, Berna, Brooks
Auburn	Jackson, Wolff, Bowen, Berna, Brooks
Alabama	Jackson, Wolff, Bowen, Berna, Brooks
Georgia	Jackson, Wolff, Bowen, Berna, Brooks
Texas A&M	Jackson, Wolff, Bowen, Berna, Brooks

Auburn	Jackson, Wolff, Bowen, Berna, Brooks
South Carolina	Jackson, Wolff, Bowen, Berna, Brooks
LSU	Jackson, Wolff, Bowen, Berna, Brooks
Kentucky	Jackson, Wolff, Bowen, Berna, Brooks
Missouri	Jackson, Wolff, Bowen, Berna, Brooks
Ole Miss	Jackson, Wolff, Bowen, Berna, Brooks
South Carolina	Jackson, Wolff, Bowen, Berna, Brooks
Northwestern	Jackson, Wolff, Bowen, Berna, Brooks
Baylor	Jackson, Wolff, Bowen, Berna, Brooks

SOUTHEASTERN CONFERENCE STATISTICS

RECORD:	OVERALL	HOME	AWAY	NEUTRAL
CONFERENCE	6-10	4-4	2-6	0-0

##	Player	TOTAL					3-PTS					REBOUNDS												Pts	Avg	
		GP	GS	Min	Avg	FG	FGA	Pct	3FG	FGA	Pct	FT	FTA	Pct	Off	Def	Tot	Avg	PF	FO	A	TO	Blk			Stl
00	JACKSON, Jessica	16	13	521	32.6	87	226	.385	26	78	.333	37	44	.841	27	74	101	6.3	51	2	12	52	13	11	237	14.8
15	BROOKS, Kelsey	16	16	555	34.7	61	222	.275	18	82	.220	57	81	.704	16	50	66	4.1	37	0	24	30	6	17	197	12.3
42	BOWEN, Jhasmin	16	15	458	28.6	67	144	.465	0	0	.000	37	64	.578	41	53	94	5.9	54	2	11	39	8	13	171	10.7
33	WOLFF, Melissa	16	16	521	32.6	46	110	.418	0	0	.000	20	33	.606	37	75	112	7.0	44	1	21	21	8	22	112	7.0
11	BERNA, Cali	16	16	615	38.4	30	83	.361	17	50	.340	16	27	.593	10	78	88	5.5	33	0	88	47	2	31	93	5.8
14	BOSTAD, McKinley	16	2	213	13.3	8	40	.200	8	30	.267	13	19	.684	3	10	13	0.8	22	0	9	9	0	5	37	2.3
21	POWELL, Katie	11	0	73	6.6	6	25	.240	1	9	.111	2	4	.500	8	8	16	1.5	12	0	2	6	6	0	15	1.4
32	WEST, Khadijah	8	1	65	8.1	4	12	.333	0	0	.000	2	4	.500	4	9	13	1.6	11	0	0	2	2	4	10	1.3
25	BAILEY, Joey	16	1	179	11.2	3	19	.158	0	0	.000	0	0	.000	7	16	23	1.4	25	0	3	7	3	0	6	0.4
TM	TEAM														37	25	62	3.9	0			7			0	
	Total	16				312	881	.354	70	249	.281	184	276	.667	190	398	588	36.8	289	5	170	220	48	103	878	54.9
	Opponents	16				322	855	.377	57	207	.275	195	294	.663	189	417	606	37.9	287	9	162	230	84	105	896	56.0

SCORE BY PERIODS:				1st	2nd	OT	TOTAL	DEADBALL REBOUNDS:OFF				DEF	TOTAL	
Arkansas				444	434	878		Arkansas				46	10	56
Opponents				413	483	896		Opponents				35	8	43

1415 SEC HONORS & AWARDS

PRESEASON ACCOLADES

SEC COACHES

1. South Carolina	169
2. Tennessee	155
3. Texas A&M	144
4. Kentucky	135
5. Georgia	108
6. Vanderbilt	107
7. LSU	94
8. Mississippi State	87
9. Florida	86
10. Auburn	53
11. Missouri	48
12. ARKANSAS	40
13. Alabama	25
14. Ole Miss	23

Player of the Year

Tiff any Mitchell, South Carolina

FIRST TEAM ALL-SEC

JESSICA JACKSON, ARKANSAS

Jennifer O'Neill, Kentucky
Danielle Ballard, LSU
Martha Alwal, Mississippi State
Alaina Coates, South Carolina
Tiff any Mitchell, South Carolina
Aleighsa Welch, South Carolina
Bashaara Graves, Tennessee
Isabelle Harrison, Tennessee
Courtney Walker, Texas A&M

Second Team All-SEC

Kayla Lewis, Florida
Shacobia Barbee, Georgia
Bria Goss, Kentucky
Tia Faleru, Ole Miss
Morgan Eye, Missouri
Jordan Jones, Texas A&M
Courtney Williams, Texas A&M
Rebekah Dahlman, Vanderbilt

SEC MEDIA

1. South Carolina	210
2. Tennessee	191
3. Texas A&M	179

4. Kentucky	154
5. Vanderbilt	150
6. Georgia	132
7. LSU	122
8. Mississippi State	108
9. Florida	96
10. Auburn	83
T11. ARKANSAS	77
T11. Missouri	77
13. Alabama	74
14. Ole Miss	21

Player of the Year

Tiff any Mitchell, South Carolina

ALL-SEC

Martha Alwal, Mississippi State
Tiff any Mitchell, South Carolina
Aleighsa Welch, South Carolina
Isabelle Harrison, Tennessee
Courtney Walker, Texas A&M

POSTSEASON ACCOLADES

SEC COACHES

FIRST TEAM ALL-SEC

Makayla Epps, Kentucky
Danielle Ballard, LSU
Tia Faleru, Ole Miss
Tiff any Mitchell, South Carolina
Aleighsa Welch, South Carolina
A'ja Wilson, South Carolina
Cierra Burdick, Tennessee
Isabelle Harrison, Tennessee
Courtney Walker, Texas A&M

SECOND TEAM ALL-SEC

JESSICA JACKSON, ARKANSAS

Jennifer O'Neill, Kentucky
Jordan Frericks, Missouri
Martha Alwal, Mississippi State
Victoria Vivians, Mississippi State
Alaina Coates, South Carolina
Jordan Jones, Texas A&M
Courtney Williams, Texas A&M

ALL-FRESHMAN

Haley Lorenzen, Florida
Mackenzie Engram, Georgia
Alexis Jennings, Kentucky
A'Queen Hayes, Ole Miss
Victoria Vivians, Mississippi State
Morgan Williams, Mississippi State
A'ja Wilson, South Carolina
Rebekah Dahlman, Vanderbilt

ALL-DEFENSIVE

Linnae Harper, Kentucky
Danielle Ballard, LSU
Martha Alwal, Mississippi State
Alaina Coates, South Carolina
Jordan Jones, Texas A&M

COACH OF THE YEAR

Vic Schaefer, Mississippi State
Dawn Staley, South Carolina

PLAYER OF THE YEAR

Tiff any Mitchell, South Carolina

FRESHMAN OF THE YEAR

A'ja Wilson, South Carolina

DEFENSIVE PLAYER OF THE YEAR

Jordan Jones, Texas A&M

6th Player of the Year

Jennifer O'Neill, Kentucky

SCHOLAR- ATHLETE OF THE YEAR

Aleighsa Welch, South Carolina

ASSOCIATED PRESS

FIRST TEAM ALL-SEC

Makayla Epps, Kentucky
Tia Faleru, Ole Miss
Tiff any Mitchell, South Carolina
A'ja Wilson, South Carolina
Courtney Walker, Texas A&M

SECOND TEAM ALL-SEC

JESSICA JACKSON, ARKANSAS

Danielle Ballard, LSU
Victoria Vivians, Mississippi State
Cierra Burdick, Tennessee
Isabelle Harrison, Tennessee
Alaina Coates, South Carolina
Aleighsa Welch, South Carolina

HONORABLE MENTION

Jennifer O'Neill, Kentucky
Jordan Frericks, Missouri
Courtney Williams, Texas A&M

COACH OF THE YEAR

Vic Schaefer, Mississippi State

PLAYER OF THE YEAR

Tiff any Mitchell, South Carolina

FRESHMAN OF THE YEAR

A'ja Wilson, South Carolina

SEC COMMUNITY SERVICE TEAM

Nikki Hegsteter, Alabama
JOEY BAILEY, ARKANSAS
Tra'Cee Tanner, Auburn
Brooke Copeland, Florida
Erika Ford, Georgia
Bria Goss, Kentucky
Ann Jones, LSU
Gracie Frizzell, Ole Miss
Savannah Carter, Mississippi State
Morgan Eye, Missouri
Elem Ibiam, South Carolina
Cierra Burdick, Tennessee
Tori Scott, Texas A&M
Kendall Shaw, Vanderbilt

1415 SEC STANDINGS

TEAM	SEC	PCT	HOME	AWAY	ALL	PCT	HOME	AWAY	NEUT	LAST 5	STRK
South Carolina#^	15-1	.938	34-3	.919	75.9	54.1	16-0	9-2	9-1	8-2	L 1
Tennessee	15-1	.938	30-6	.833	71.3	56.3	18-0	9-4	3-2	7-3	L 1
Mississippi State	11-5	.688	27-7	.794	73.1	57.5	17-1	7-5	3-1	5-5	L 1
Kentucky	10-6	.625	24-10	.706	75.6	69.0	14-3	6-5	4-2	5-5	L 1
Texas A&M	10-6	.625	23-10	.697	66.7	57.6	14-1	6-6	3-3	5-5	L 2
LSU	10-6	.625	17-14	.548	63.3	60.5	11-4	4-8	2-2	5-5	L 2
Ole Miss	7-9	.438	19-14	.576	65.1	63.1	15-5	3-8	1-1	5-5	L 1
Missouri	7-9	.438	19-14	.576	63.4	59.4	12-4	6-7	1-3	7-3	L 1
Georgia	6-10	.375	19-12	.613	58.9	54.2	12-4	6-7	1-1	2-8	L 1
ARKANSAS	6-10	.375	18-14	.563	59.7	55.9	9-6	5-7	4-1	4-6	L 1
Vanderbilt	5-11	.313	15-16	.484	61.6	64.3	9-6	4-7	2-3	3-7	L 1
Florida	5-11	.313	13-17	.433	61.9	62.0	8-9	5-7	0-1	3-7	L 2
Auburn	3-13	.188	13-18	.419	57.6	55.6	8-7	3-9	2-2	4-6	L 1
Alabama	2-14	.125	13-19	.406	59.7	62.3	10-9	1-8	2-2	1-9	L 6

#Regular Season Champions. ^Tournament Champions

SEC INDIVIDUAL LEADERS - ALL GAMES

To be ranked, a player must appear in at least 75.0 percent of their team's games.

SCORING	CI	GP	FG	3FG	FT	Points	Avg/G
1. JESSICA JACKSON-AR	SO	32	161	56	99	477	14.9
2. Makayla Epps-UK	SO	34	184	24	114	506	14.9
3. Victoria Vivians-MS	FR	34	171	69	94	505	14.9
4. Courtney Williams-AM	JR	29	170	10	79	429	14.8
5. Tia Faleru-UM	SR	33	180	2	119	481	14.6
9. KELSEY BROOKS-AR	SO	32	134	41	132	441	13.8
22. JHASMIN BOWEN-AR	SR	32	126	0	91	343	10.7

REBOUNDING	CI	GP	Off	Def	Total	Avg/G
1. Jordan Frericks-MO	SO	33	123	204	327	9.9
2. Tia Faleru-UM	SR	33	132	193	325	9.8
3. Achiri Ade-AM	SR	33	110	153	263	8.0
4. Alaina Coates-SC	SO	36	99	186	285	7.9
5. MELISSA WOLFF-AR	JR	32	101	150	251	7.8
14. JHASMIN BOWEN-AR	SR	32	100	106	206	6.4
16. JESSICA JACKSON-AR	SO	32	61	139	200	6.3

FIELD GOAL PCT	CI	GP	FG	FGA	Pct
1. Ashley Williams-UA	SO	31	162	296	.547
2. Tiffany Mitchell-SC	JR	37	189	378	.500
3. Tia Faleru-UM	SR	33	180	362	.497
4. Makayla Epps-UK	SO	34	184	414	.444
5. Courtney Walker-AM	JR	33	186	448	.415
8. JESSICA JACKSON-AR	SO	32	161	431	.374

ASSISTS	CI	GP	No.	Avg/G
1. Jordan Jones-AM	JR	28	186	6.6
2. CALLI BERNA-AR	SR	32	166	5.2
3. Cassie Peoples-UF	JR	30	126	4.2
4. Morgan William-MS	FR	34	123	3.6
5. Neydja Petithomme-AU	FR	31	98	3.2

FREE THROW PCT	CI	GP	FT	FTA	Pct
1. Courtney Walker-AM	JR	33	90	104	.865
2. Morgan William-MS	FR	34	144	171	.842
3. Tiffany Mitchell-SC	JR	37	98	117	.838
4. Cierra Burdick-UT	SR	34	85	103	.825
5. Bria Goss-UK	SR	28	87	109	.798
6. JESSICA JACKSON-AR	SO	32	99	126	.786
15. KELSEY BROOKS-AR	SO	32	132	199	.663

STEALS	CI	GP	No.	Avg/G
1. Andraya Carter-UT	SO	35	80	2.3
2. Erika Sisk-UM	SO	33	73	2.2
3. Dominique Dillingham-MS	SO	34	69	2.0
4. Linnae Harper-UK	SO	34	69	2.0
5. Dashawn Harden-LS	SR	30	59	2.0
6. Cassie Peoples-UF	JR	30	59	2.0
T12. KELSEY BROOKS-AR	SO	32	52	1.6

3-POINT FG PCT	CI	GP	3FG	3FGA	Pct
1. Ariel Massengale-UT	SR	35	74	202	.366
2. Morgan Eye-MO	SR	33	84	244	.344
3. Victoria Vivians-MS	FR	34	69	211	.327

3-POINT FG MADE	CI	GP	3FG	Avg/G
1. Morgan Eye-MO	SR	33	84	2.5
2. Ariel Massengale-UT	SR	35	74	2.1
3. Victoria Vivians-MS	FR	34	69	2.0
4. Tiaria Griffin-UG	JR	31	59	1.9
5. JESSICA JACKSON-AR	SO	32	56	1.8
15. KELSEY BROOKS-AR	SO	32	41	1.3

BLOCKED SHOTS	CI	GP	No.	Avg/G
1. Martha Alwal-MS	SR	28	71	2.5
2. AJa Wilson-SC	FR	37	65	1.8
3. Azia Bishop-UK	SR	33	53	1.6
4. Alaina Coates-SC	SO	36	53	1.5
10. JESSICA JACKSON-AR	SO	32	33	1.0
13. MELISSA WOLFF-AR	JR	32	30	0.9

ASSIST/TO RATIO	CI	GP	Assists	Avg	T-Overs	Avg	Ratio
1. CALLI BERNA-AR	SR	32	166	5.2	86	2.7	1.9
2. Jordan Jones-AM	JR	28	186	6.6	99	3.5	1.9
3. Marjorie Butler-UG	JR	31	93	3.0	70	2.3	1.3
4. Morgan William-MS	FR	34	123	3.6	103	3.0	1.2

OFFENSIVE REBOUNDS	CI	GP	No.	Avg/G
1. Tia Faleru-UM	SR	33	132	4.0
2. Jordan Frericks-MO	SO	33	123	3.7
3. Bashaara Graves-UT	JR	36	126	3.5
4. Achiri Ade-AM	SR	33	110	3.3
5. MELISSA WOLFF-AR	JR	32	101	3.2
6. JHASMIN BOWEN-AR	SR	32	100	3.1

DEFENSIVE REBOUNDS	CI	GP	No.	Avg/G
1. Jordan Frericks-MO	SO	33	204	6.2
2. Tia Faleru-UM	SR	33	193	5.8
3. Alaina Coates-SC	SO	36	186	5.2
4. Cierra Burdick-UT	SR	34	173	5.1
5. Courtney Williams-AM	JR	29	141	4.9
6. MELISSA WOLFF-AR	JR	32	150	4.7
8. CALLI BERNA-AR	SR	32	147	4.6
13. JESSICA JACKSON-AR	SO	32	139	4.3

MINUTES PLAYED	CI	GP	Minutes	Avg/G
1. CALLI BERNA-AR	SR	32	1189	37.2
2. KELSEY BROOKS-AR	SO	32	1103	34.5
3. Courtney Walker-AM	JR	33	1102	33.4
4. MELISSA WOLFF-AR	JR	32	1045	32.7
5. Makayla Epps-UK	SO	34	1102	32.4
6. JESSICA JACKSON-AR	SO	32	1032	32.2

SEC TEAM LEADERS - ALL GAMES

SCORING OFFENSE				
	G	W-L	Pts	Avg/G
1. South Carolina	37	34-3	2807	75.9
2. Kentucky	34	24-10	2571	75.6
3. Mississippi State	34	27-7	2486	73.1
4. Tennessee	36	30-6	2567	71.3
5. Texas A&M	33	23-10	2200	66.7
6. Ole Miss	33	19-14	2149	65.1
7. Missouri	33	19-14	2092	63.4
8. LSU	31	17-14	1961	63.3
9. Florida	30	13-17	1858	61.9
10. Vanderbilt	31	15-16	1911	61.6
11. ARKANSAS	32	18-14	1910	59.7
12. Alabama	32	13-19	1909	59.7
13. Georgia	31	19-12	1826	58.9
14. Auburn	31	13-18	1786	57.6

SCORING DEFENSE			
	G	Pts	Avg/G
1. South Carolina	37	2003	54.1
2. Georgia	31	1679	54.2
3. Auburn	31	1724	55.6
4. ARKANSAS	32	1790	55.9
5. Tennessee	36	2027	56.3
6. Mississippi State	34	1956	57.5
7. Texas A&M	33	1902	57.6
8. Missouri	33	1960	59.4
9. LSU	31	1875	60.5
10. Florida	30	1861	62.0
11. Alabama	32	1994	62.3
12. Ole Miss	33	2081	63.1
13. Vanderbilt	31	1994	64.3
14. Kentucky	34	2345	69.0

SCORING MARGIN				
	G	Offense	Defense	Margin
1. South Carolina	37	75.9	54.1	+21.7
2. Mississippi State	34	73.1	57.5	+15.6
3. Tennessee	36	71.3	56.3	+15.0
4. Texas A&M	33	66.7	57.6	+9.0
5. Kentucky	34	75.6	69.0	+6.6
6. Georgia	31	58.9	54.2	+4.7
7. Missouri	33	63.4	59.4	+4.0
8. ARKANSAS	32	59.7	55.9	+3.8
9. LSU	31	63.3	60.5	+2.8
10. Ole Miss	33	65.1	63.1	+2.1
11. Auburn	31	57.6	55.6	+2.0
12. Florida	30	61.9	62.0	-0.1
13. Alabama	32	59.7	62.3	-2.7
14. Vanderbilt	31	61.6	64.3	-2.7

FREE THROW PCT				
	G	FTM	FTA	Pct
1. Tennessee	36	527	700	.753
2. Mississippi State	34	592	830	.713
3. Florida	30	360	510	.706
4. Georgia	31	382	552	.692
5. Vanderbilt	31	368	542	.679
6. South Carolina	37	534	792	.674
7. Texas A&M	33	436	647	.674
8. Kentucky	34	607	903	.672
9. LSU	31	367	557	.659
10. Missouri	33	353	537	.657
11. ARKANSAS	32	437	669	.653
12. Ole Miss	33	455	717	.635
13. Alabama	32	463	735	.630
14. Auburn	31	263	432	.609

FIELD GOAL PCT				
	G	Fgm	Fga	Pct
1. South Carolina	37	1048	2167	.484
2. Vanderbilt	31	719	1585	.454
3. Texas A&M	33	850	1948	.436
4. Tennessee	36	934	2199	.425
5. LSU	31	747	1849	.404
6. Auburn	31	710	1762	.403
7. Kentucky	34	905	2271	.399
8. Missouri	33	745	1870	.398
9. Mississippi State	34	847	2128	.398
10. Florida	30	684	1728	.396
11. Ole Miss	33	770	2015	.382
12. Alabama	32	655	1733	.378
13. Georgia	31	651	1772	.367
14. ARKANSAS	32	659	1800	.366

FIELD GOAL PCT DEF.				
	G	Fgm	Fga	Pct
1. South Carolina	37	739	2116	.349
2. Missouri	33	680	1937	.351
3. Texas A&M	33	708	1965	.360
4. ARKANSAS	32	648	1763	.368

5. Mississippi State	34	677	1811	.374
6. Auburn	31	620	1656	.374
7. Tennessee	36	787	2102	.374
8. Georgia	31	616	1634	.377
9. LSU	31	651	1644	.396
10. Kentucky	34	828	2057	.403
11. Florida	30	663	1634	.406
12. Alabama	32	739	1820	.406
13. Ole Miss	33	707	1734	.408
14. Vanderbilt	31	729	1749	.417

3-POINT FG PCT				
	G	3FGm	3FGA	Pct
1. South Carolina	37	177	507	.349
2. LSU	31	100	295	.339
3. Tennessee	36	172	508	.339
4. Mississippi State	34	200	595	.336
5. Missouri	33	249	762	.327
6. Vanderbilt	31	105	330	.318
7. Texas A&M	33	64	216	.296
8. ARKANSAS	32	155	524	.296
9. Florida	30	130	448	.290
10. Kentucky	34	154	539	.286
11. Georgia	31	142	510	.278
12. Ole Miss	33	154	588	.262
13. Auburn	31	103	394	.261
14. Alabama	32	136	537	.253

3-PT FG PCT DEF.				
	G	3FGm	3FGA	Pct
1. Texas A&M	33	113	470	.240
2. Mississippi State	34	87	351	.248
3. Auburn	31	134	497	.270
4. Georgia	31	147	532	.276
5. Ole Miss	33	122	431	.283
6. South Carolina	37	147	511	.288
7. ARKANSAS	32	129	444	.291
8. Missouri	33	178	610	.292
9. Florida	30	148	507	.292
10. Vanderbilt	31	172	577	.298
11. LSU	31	145	480	.302
12. Tennessee	36	163	531	.307
13. Kentucky	34	162	511	.317
14. Alabama	32	151	454	.333

REB. OFFENSE			
	G	Rebounds	Avg/G
1. Tennessee	36	1514	42.1
2. Kentucky	34	1414	41.6
3. South Carolina	37	1533	41.4
4. Missouri	33	1365	41.4
5. Mississippi State	34	1401	41.2
6. Texas A&M	33	1338	40.5
7. ARKANSAS	32	1282	40.1
8. Ole Miss	33	1282	38.8
9. Georgia	31	1197	38.6
10. LSU	31	1172	37.8
11. Alabama	32	1205	37.7
12. Florida	30	1102	36.7
13. Auburn	31	1127	36.4
14. Vanderbilt	31	1069	34.5

REB. DEFENSE			
	G	Rebounds	Avg/G
1. Vanderbilt	31	980	31.6
2. South Carolina	37	1178	31.8
3. Tennessee	36	1232	34.2
4. Georgia	31	1102	35.5
5. Auburn	31	1110	35.8
6. ARKANSAS	32	1151	36.0
7. Texas A&M	33	1208	36.6
8. Mississippi State	34	1246	36.6
9. LSU	31	1141	36.8
10. Alabama	32	1182	36.9
11. Florida	30	1120	37.3
12. Missouri	33	1238	37.5
13. Ole Miss	33	1259	38.2
14. Kentucky	34	1392	40.9

REB. MARGIN		G	Team	Avg.	Opponent	Avg.	Margin
1.	South Carolina	37	1533	41.4	1178	31.8	+9.6
2.	Tennessee	36	1514	42.1	1232	34.2	+7.8
3.	Mississippi State	34	1401	41.2	1246	36.6	+4.6
4.	ARKANSAS	32	1282	40.1	1151	36.0	+4.1
5.	Texas A&M	33	1338	40.5	1208	36.6	+3.9
6.	Missouri	33	1365	41.4	1238	37.5	+3.8
7.	Georgia	31	1197	38.6	1102	35.5	+3.1

8. Vanderbilt	31	1069	34.5	980	31.6	+2.9
9. LSU	31	1172	37.8	1141	36.8	+1.0
10. Alabama	32	1205	37.7	1182	36.9	+0.7
11. Ole Miss	33	1282	38.8	1259	38.2	+0.7
12. Kentucky	34	1414	41.6	1392	40.9	+0.6
13. Auburn	31	1127	36.4	1110	35.8	+0.5
14. Florida	30	1102	36.7	1120	37.3	-0.6

BLOCKED SHOTS			
	G	No.	Avg/G
1. South Carolina	37	232	6.3
2. Mississippi State	34	174	5.1
3. Kentucky	34	148	4.4
4. Auburn	31	132	4.3
5. Texas A&M	33	136	4.1
6. Tennessee	36	140	3.9
7. ARKANSAS	32	112	3.5
8. Florida	30	105	3.5
9. Missouri	33	111	3.4
10. Alabama	32	107	3.3
11. Ole Miss	33	94	2.8
12. Georgia	31	78	2.5
13. LSU	31	78	2.5
14. Vanderbilt	31	77	2.5

ASSISTS			
	G	No.	Avg/G
1. South Carolina	37	616	16.6
2. Tennessee	36	533	14.8
3. Texas A&M	33	448	13.6
4. Missouri	33	442	13.4
5. Auburn	31	415	13.4
6. Mississippi State	34	448	13.2
7. Vanderbilt	31	406	13.1
8. Georgia	31	384	12.4
9. Florida	30	371	12.4
10. Ole Miss	33	407	12.3
11. ARKANSAS	32	383	12.0
12. LSU	31	345	11.1
13. Alabama	32	352	11.0
14. Kentucky	34	370	10.9

STEALS			
	G	No.	Avg/G
1. LSU	31	337	10.9
2. Ole Miss	33	354	10.7
3. Florida	30	321	10.7
4. Auburn	31	322	10.4
5. Kentucky	34	335	9.9
6. Georgia	31	302	9.7
7. Mississippi State	34	329	9.7
8. Tennessee	36	319	8.9
9. Alabama	32	277	8.7
10. South Carolina	37	315	8.5
11. Texas A&M	33	247	7.5
12. Vanderbilt	31	216	7.0
13. ARKANSAS	32	212	6.6
14. Missouri	33	211	6.4

TURNOVER MAR.		G	Team	Avg. Opponent	Avg.	Margin	
1.	Mississippi State	34	552	16.2	746	21.9	+5.71
2.	Kentucky	34	553	16.3	741	21.8	+5.53
3.	Ole Miss	33	564	17.1	679	20.6	+3.48
4.	LSU	31	532	17.2	628	20.3	+3.10
5.	Tennessee	36	508	14.1	602	16.7	+2.61
6.	Georgia	31	500	16.1	577	18.6	+2.48
7.	South Carolina	37	528	14.3	595	16.1	+1.81
8.	Auburn	31	532	17.2	584	18.8	+1.68
9.	Texas A&M	33	474	14.4	508	15.4	+1.03
10.	Florida	30	577	19.2	602	20.1	+0.83
11.	ARKANSAS	32	421	13.2	439	13.7	+0.56
12.	Alabama	32	594	18.6	590	18.4	-0.12
13.	Missouri	33	553	16.8	443	13.4	-3.33
14.	Vanderbilt	31	620	20.0	498	16.1	-3.94

ASSIST/TO RATIO		G	Assist	Avg.	T-Over	Avg.	Ratio
1.	South Carolina	37	616	16.6	528	14.3	1.2
2.	Tennessee	36	533	14.8	508	14.1	1.0
3.	Texas A&M	33	448	13.6	474	14.4	0.9
4.	ARKANSAS	32	383	12.0	421	13.2	0.9
5.	Mississippi State	34	448	13.2	552	16.2	0.8
6.	Missouri	33	442	13.4	553	16.8	0.8

7.	Auburn	31	415	13.4	532	17.2	0.8
8.	Georgia	31	384	12.4	500	16.1	0.8
9.	Ole Miss	33	407	12.3	564	17.1	0.7
10.	Kentucky	34	370	10.9	553	16.3	0.7
11.	Vanderbilt	31	406	13.1	620	20.0	0.7
12.	LSU	31	345	11.1	532	17.2	0.6
13.	Florida	30	371	12.4	577	19.2	0.6
14.	Alabama	32	352	11.0	594	18.6	0.6

OFFENSIVE REBOUNDS		G	No.	Avg/G
1.	Mississippi State	34	576	16.9
2.	Kentucky	34	562	16.5
3.	Ole Miss	33	529	16.0
4.	Tennessee	36	563	15.6
5.	LSU	31	476	15.4
6.	South Carolina	37	524	14.2
7.	ARKANSAS	32	438	13.7
8.	Florida	30	407	13.6
9.	Georgia	31	420	13.5
10.	Texas A&M	33	438	13.3
11.	Auburn	31	409	13.2
12.	Alabama	32	403	12.6
13.	Missouri	33	406	12.3
14.	Vanderbilt	31	345	11.1

DEFENSIVE REBOUNDS		G	No.	Avg/G
1.	Missouri	33	959	29.1
2.	Texas A&M	33	900	27.3
3.	South Carolina	37	1009	27.3
4.	Tennessee	36	951	26.4

5.	ARKANSAS	32	844	26.4
6.	Georgia	31	777	25.1
7.	Alabama	32	802	25.1
8.	Kentucky	34	852	25.1
9.	Mississippi State	34	825	24.3
10.	Vanderbilt	31	724	23.4
11.	Florida	30	695	23.2
12.	Auburn	31	718	23.2
13.	Ole Miss	33	753	22.8
14.	LSU	31	696	22.5

DEFENSIVE REB PCT.	G	Team	DR	Opp.	OR	DR Pct.
1.	Georgia	31	777	320		.708
2.	ARKANSAS	32	844	357		.703
3.	South Carolina	37	1009	444		.694
4.	Missouri	33	959	425		.693
5.	Alabama	32	802	364		.688
6.	Tennessee	36	951	434		.687
7.	Texas A&M	33	900	437		.673
8.	Vanderbilt	31	724	366		.664
9.	Mississippi State	34	825	422		.662
10.	Ole Miss	33	753	406		.650
11.	Kentucky	34	852	462		.648
12.	Auburn	31	718	392		.647
13.	Florida	30	695	393		.639
14.	LSU	31	696	404		.633

OFFENSIVE REB PCT.	G	Team	OR	Opp.	DR	OR Pct.
1.	South Carolina	37	524	734		.417
2.	Tennessee	36	563	798		.414
3.	Mississippi State	34	576	824		.411
4.	LSU	31	476	737		.392

5.	Ole Miss	33	529	853	.383
6.	Kentucky	34	562	930	.377
7.	Auburn	31	409	718	.363
8.	Texas A&M	33	438	771	.362
9.	Vanderbilt	31	345	614	.360
10.	Florida	30	407	727	.359
11.	ARKANSAS	32	438	794	.356
12.	Georgia	31	420	782	.349
13.	Missouri	33	406	813	.333
14.	Alabama	32	403	818	.330

3-POINT FG MADE	G	No.	Avg/G
1. Missouri	33	249	7.5
2. Mississippi State	34	200	5.9
3. ARKANSAS	32	155	4.8
4. South Carolina	37	177	4.8
5. Tennessee	36	172	4.8
6. Ole Miss	33	154	4.7
7. Georgia	31	142	4.6
8. Kentucky	34	154	4.5
9. Florida	30	130	4.3
10. Alabama	32	136	4.3
11. Vanderbilt	31	105	3.4
12. Auburn	31	103	3.3
13. LSU	31	100	3.2
14. Texas A&M	33	64	1.9

SEC INDIVIDUAL LEADERS – SEC ONLY GAMES

SCORING

##	Player-Team	G	FG	3FG	FT	Pts	Avg/G
1.	Makayla Epps-UK	16	88	14	51	241	15.1
2.	Courtney Williams-AM	16	94	6	44	238	14.9
3.	JESSICA JACKSON-AR16	87	26	37	237	14.8	
4.	Tiffany Mitchell-SC	16	85	17	47	234	14.6
5.	Courtney Walker-AM	16	93	2	45	233	14.6
T14	KELSEY BROOKS-AR 16	61	18	57	197	12.3	
T22.	JHASMIN BOWEN-AR16	67	0	37	171	10.7	

REBOUNDING

##	Player-Team	CI	G	OFF	DEF	TOT	Avg/G
1.	Tia Faleru-UM	SR	16	64	104	168	10.5
2.	Jordan Frericks-MO	SO	16	48	100	148	9.3
3.	Achiri Ade-AM	SR	16	60	80	140	8.8
4.	Isabelle Harrison-UT	SR	13	32	76	108	8.3
5.	Alaina Coates-SC	SO	15	46	74	120	8.0
11.	MELISSA WOLFF-AR	JR	16	37	75	112	7.0
15.	JESSICA JACKSON-ARSO		16	27	74	101	6.3
T19.	JHASMIN BOWEN-AR	SR	16	41	53	94	5.9

FIELD GOAL PCT (Min. 5.0 made per game)

##	Player-Team	Cl	G	FG	FGA	Pct
1.	Tiffany Mitchell-SC	JR	16	85	175	.486
2.	Makayla Epps-UK	SO	16	88	213	.413
3.	Courtney Walker-AM	JR	16	93	232	.401
4.	Danielle Ballard-LS	JR	14	74	188	.394
5.	Courtney Williams-AM	JR	16	94	239	.393
6.	JESSICA JACKSON-ARSO	16	87	226	.385	
7.	B. Montgomery-AU	SO	16	81	220	.368
8.	Linnae Harper-UK	SO	16	81	222	.365

ASSISTS

##	Player-Team	Cl	G	Assists	Avg/G
1.	Jordan Jones-AM	JR	14	99	7.1
2.	CALLI BERNA-AR	SR	16	88	5.5
3.	Cassie Peoples-UF	JR	16	74	4.6
4.	Erika Sisk-UM	SO	16	53	3.3
5.	Neydja Petithomme-AUFR	16	51	3.2	
	Morgan William-MS	FR	16	51	3.2

FREE THROW PCT (Min. 2.5 made per game)

##	Player-Team	Cl	G	FTM	FTA	Pct
1.	Bria Goss-UK	SR	12	38	43	.884
2.	Tiffany Mitchell-SC	JR	16	47	55	.855
3.	Morgan William-MS	FR	16	52	61	.852
4.	Courtney Walker-AM	JR	16	45	53	.849
5.	Bashaara Graves-UT	JR	16	42	50	.840
15.	KELSEY BROOKS-AR SO		16	57	81	.704

STEALS

##	Player-Team	Cl	G	Steals	Avg/G
1.	Danielle Ballard-LS	JR	14	44	3.1
2.	Linnae Harper-UK	SO	16	33	2.1
	Erika Sisk-UM	SO	16	33	2.1
	Dom Dillingham-MS	SO	16	33	2.1
5.	Tiffany Mitchell-SC	JR	16	32	2.0
T6.	CALLI BERNA-AR	SR	16	31	1.9

3-POINT FG PCT (Min. 2.0 made per game)

##	Player-Team	CI	G	3FG	FGA	Pct
1.	Gracie Frizzell-UM	JR	16	35	92	.380
2.	Ariel Massengale-UT	SR	16	38	102	.373
3.	Morgan Eye-MO	JR	16	33	101	.327

3-POINT FG MADE

##	Player-Team	Cl	G	3FG	Avg/G
1.	Ariel Massengale-UT	SR	16	38	2.4
2.	Gracie Frizzell-UM	JR	16	35	2.2
3.	Morgan Eye-MO	SR	16	33	2.1
4.	Maddie Stock-MO	JR	16	31	1.9
5.	Tiaria Griffin-UG	JR	16	30	1.9
9.	JESSICA JACKSON-ARSO		16	26	1.6

BLOCKED SHOTS

##	Player-Team	Cl	G	Blocks	Avg/G
1.	Martha Alwal-MS	SR	15	34	2.3
2.	A'Ja Wilson-SC	FR	16	32	2.0
3.	Alaina Coates-SC	SO	15	25	1.7
4.	Azia Bishop-UK	SR	16	25	1.6
5.	Tra'Cee Tanner-AU	JR	16	23	1.4
T15.	JESSICA JACKSON-ARSO		16	13	0.8

ASSIST/TURNOVER RATIO (Min. 3.0 assists/game)

##	Player-Team	G	Asst	Avg	Turn	Avg	Ratio
1.	CALLI BERNA-AR	16	88	5.5	47	2.9	1.9
2.	Jordan Jones-AM	14	99	7.1	55	3.9	1.8
3.	Cassie Peoples-UF	16	74	4.6	60	3.8	1.2
4.	Erika Sisk-UM	16	53	3.3	46	2.9	1.2
5.	Cierra Burdick-UT	16	49	3.1	45	2.8	1.1

OFFENSIVE REBOUNDS

##	Player-Team	Cl	G	No.	Avg/G
1.	Tia Faleru-UM	SR	16	64	4.0
2.	Achiri Ade-AM	SR	16	60	3.8
3.	Alaina Coates-SC	SO	15	46	3.1
4.	Sheila Boykin-LS	SR	16	48	3.0
	Jordan Frericks-MO	SO	16	48	3.0
9.	JHASMIN BOWEN-ARSR		16	41	2.6

DEFENSIVE REBOUNDS

##	Player-Team	Cl	G	No.	Avg/G
1.	Tia Faleru-UM	SR	16	104	6.5
2.	Jordan Frericks-MO	SO	16	100	6.3
3.	Isabelle Harrison-UT	SR	13	76	5.8
4.	Danielle Ballard-LS	JR	14	72	5.1
5.	Achiri Ade-AM	SR	16	80	5.0
T8.	CALLI BERNA-AR	SR	16	78	4.9
10.	MELISSA WOLFF-AR	JR	16	75	4.7
12.	JESSICA JACKSON-ARSO	16	74	4.6	

MINUTES PLAYED

##	Player-Team	CI	G	Minutes	Avg/G
1.	CALLI BERNA-AR	SR	16	615	38.4
2.	Dom Dillingham-MS	SO	16	576	36.0
3.	Courtney Walker-AM	JR	16	567	35.4
4.	KELSEY BROOKS-AR	SO	16	555	34.7
5.	Tiaria Griffin-UG	JR	16	544	34.0
T10.	MELISSA WOLFF-AR	JR	16	521	32.6
	JESSICA JACKSON-ARSO		16	521	32.6

SEC TEAM LEADERS – SEC ONLY GAMES

SCORING OFFENSE

##	Team	G	W-L	Pts	Avg/G
1.	South Carolina	16	15-1	1202	75.1
2.	Kentucky	16	10-6	1139	71.2
3.	Tennessee	16	15-1	1098	68.6
4.	Mississippi State	16	11-5	1035	64.7
5.	Texas A&M	16	10-6	1012	63.2
6.	LSU	16	10-6	1003	62.7
7.	Missouri	16	7-9	944	59.0
8.	Ole Miss	16	7-9	920	57.5
9.	Vanderbilt	16	5-11	916	57.2
10.	Florida	16	5-11	909	56.8
11.	ARKANSAS	16	6-10	878	54.9
12.	Alabama	16	2-14	872	54.5
13.	Georgia	16	6-10	859	53.7
14.	Auburn	16	3-13	823	51.4

SCORING DEFENSE

##	Team	G	Pts	Avg/G
1.	South Carolina	16	888	55.5
2.	Georgia	16	895	55.9
3.	ARKANSAS	16	896	56.0
4.	Tennessee	16	899	56.2
5.	Texas A&M	16	947	59.2
6.	Auburn	16	950	59.4
7.	Missouri	16	964	60.2
8.	LSU	16	978	61.1
	Ole Miss	16	978	61.1
	Mississippi State	16	978	61.1
11.	Florida	16	1001	62.6
12.	Vanderbilt	16	1066	66.6
13.	Alabama	16	1082	67.6
14.	Kentucky	16	1088	68.0

SCORING MARGIN

##	Team	G	OFF	DEF	Margin
1.	South Carolina	16	75.1	55.5	+19.6
2.	Tennessee	16	68.6	56.2	+12.4
3.	Texas A&M	16	63.2	59.2	+4.1
4.	Mississippi State	16	64.7	61.1	+3.6
5.	Kentucky	16	71.2	68.0	+3.2
6.	LSU	16	62.7	61.1	+1.6
7.	ARKANSAS	16	54.9	56.0	-1.1
8.	Missouri	16	59.0	60.2	-1.2
9.	Georgia	16	53.7	55.9	-2.2
10.	Ole Miss	16	57.5	61.1	-3.6
11.	Florida	16	56.8	62.6	-5.8
12.	Auburn	16	51.4	59.4	-7.9
13.	Vanderbilt	16	57.2	66.6	-9.4
14.	Alabama	16	54.5	67.6	-13.1

FREE THROW PCT

##	Team	G	FTM	FTA	Pct
1.	Tennessee	16	234	301	.777
2.	Florida	16	169	236	.716
3.	Kentucky	16	255	365	.699
4.	Mississippi State	16	256	368	.696
5.	South Carolina	16	250	363	.689
6.	Texas A&M	16	205	299	.686
7.	Georgia	16	168	249	.675
8.	Missouri	16	171	254	.673
9.	ARKANSAS	16	184	276	.667
10.	Auburn	16	143	215	.665
11.	Alabama	16	210	319	.658
12.	Vanderbilt	16	179	273	.656
13.	LSU	16	192	293	.655
14.	Ole Miss	16	213	340	.626

FIELD GOAL PERCENTAGES

##	Team	G	FG	FGA	Pct
1.	South Carolina	16	439	929	.473
2.	Vanderbilt	16	343	767	.447
3.	Tennessee	16	391	887	.441
4.	Texas A&M	16	392	912	.430
5.	LSU	16	384	939	.409
6.	Missouri	16	331	851	.389
7.	Kentucky	16	406	1060	.383
8.	Mississippi State	16	347	920	.377
9.	Florida	16	338	903	.374
10.	Auburn	16	316	858	.368
11.	Alabama	16	298	815	.366
12.	Ole Miss	16	322	899	.358
13.	Georgia	16	308	863	.357
14.	ARKANSAS	16	312	881	.354

FIELD GOAL PCT DEFENSE

##	Team	G	FG	FGA	Pct
1.	Missouri	16	339	969	.350
2.	South Carolina	16	333	949	.351
3.	ARKANSAS	16	322	855	.377
4.	Tennessee	16	355	942	.377
5.	Georgia	16	328	845	.388
6.	Kentucky	16	392	1001	.392
7.	Texas A&M	16	359	910	.395
8.	Mississippi State	16	339	847	.400
9.	Ole Miss	16	337	839	.402
10.	Auburn	16	343	850	.404
11.	LSU	16	341	841	.405
12.	Florida	16	357	858	.416
13.	Vanderbilt	16	383	880	.435
14.	Alabama	16	399	898	.444

3-POINT FG PCT

##	Team	G	FG	FGA	Pct
1.	Tennessee	16	82	223	.368
2.	South Carolina	16	74	216	.343
3.	Mississippi State	16	85	257	.331
4.	Missouri	16	111	342	.325
5.	Vanderbilt	16	51	163	.313
6.	LSU	16	43	144	.299
7.	Kentucky	16	72	252	.286
8.	ARKANSAS	16	70	249	.281
9.	Florida	16	64	237	.270
10.	Georgia	16	75	284	.264
11.	Texas A&M	16	23	89	.258
12.	Ole Miss	16	63	244	.258
13.	Alabama	16	66	266	.248
14.	Auburn	16	48	205	.234

3-POINT FG PCT DEFENSE

##	Team	G	FG	FGA	Pct
1.	Texas A&M	16	50	199	.251
2.	South Carolina	16	58	225	.258
3.	ARKANSAS	16	57	207	.275
4.	Auburn	16	69	245	.282
5.	Tennessee	16	64	224	.286
6.	Georgia	16	73	252	.290
7.	Mississippi State	16	45	155	.290
8.	Missouri	16	75	258	.291
9.	Ole Miss	16	57	194	.294
10.	LSU	16	74	251	.295
11.	Kentucky	16	72	242	.298
12.	Florida	16	79	264	.299
13.	Vanderbilt	16	76	240	.317
14.	Alabama	16	78	215	.363

REBOUNDING OFFENSE

##	Team	G	Reb	Avg/G
1.	South Carolina	16	675	42.2
2.	Kentucky	16	653	40.8
3.	Missouri	16	629	39.3
4.	Tennessee	16	624	39.0
5.	Ole Miss	16	604	37.8
6.	Mississippi State	16	602	37.6
7.	Texas A&M	16	599	37.4
8.	Georgia	16	588	36.8
	ARKANSAS	16	588	36.8
10.	LSU	16	575	35.9
11.	Florida	16	550	34.4
12.	Auburn	16	544	34.0
13.	Alabama	16	509	31.8
14.	Vanderbilt	16	498	31.1

REBOUNDING DEFENSE

##	Team	G	Reb	Avg/G
1.	South Carolina	16	516	32.2
2.	Vanderbilt	16	518	32.4
3.	Tennessee	16	536	33.5
4.	Auburn	16	567	35.4
5.	Texas A&M	16	568	35.5
6.	Georgia	16	573	35.8
7.	Mississippi State	16	584	36.5
8.	LSU	16	590	36.9
9.	Alabama	16	602	37.6
10.	Ole Miss	16	606	37.9
	ARKANSAS	16	606	37.9
12.	Florida	16	621	38.8
13.	Missouri	16	649	40.6
14.	Kentucky	16	702	43.9

REBOUNDING MARGIN

##	Team	G	TEAM	Avg	OPP	Avg	Margin
1.	South Carolina	16	675	42.2	516	32.2	+9.9
2.	Tennessee	16	624	39.0	536	33.5	+5.5
3.	Texas A&M	16	599	37.4	568	35.5	+1.9
4.	Mississippi State	16	602	37.6	584	36.5	+1.1
5.	Georgia	16	588	36.8	573	35.8	+0.9
6.	Ole Miss	16	604	37.8	606	37.9	-0.1
7.	LSU	16	575	35.9	590	36.9	-0.9
8.	ARKANSAS	16	588	36.8	606	37.9	-1.1
9.	Missouri	16	629	39.3	649	40.6	-1.2
10.	Vanderbilt	16	498	31.1	518	32.4	-1.2
11.	Auburn	16	544	34.0	567	35.4	-1.4
12.	Kentucky	16	653	40.8	702	43.9	-3.1
13.	Florida	16	550	34.4	621	38.8	-4.4
14.	Alabama	16	509	31.8	602	37.6	-5.8

BLOCKED SHOTS

##	Team	G	Blocks	Avg/G
1.	South Carolina	16	107	6.7
2.	Mississippi State	16	75	4.7
3.	Kentucky	16	70	4.4
4.	Auburn	16	69	4.3
5.	Tennessee	16	56	3.5
	Florida	16	56	3.5
7.	Texas A&M	16	50	3.1
8.	Missouri	16	49	3.1
9.	ARKANSAS	16	48	3.0
10.	Alabama	16	47	2.9
11.	Georgia	16	43	2.7
	Vanderbilt	16	43	2.7
13.	Ole Miss	16	42	2.6
14.	LSU	16	39	2.4

ASSISTS

##	Team	G	Assists	Avg/G
1.	Tennessee	16	240	15.0
2.	South Carolina	16	234	14.6
3.	Texas A&M	16	200	12.5
4.	Missouri	16	198	12.4
5.	Vanderbilt	16	190	11.9
6.	Mississippi State	16	185	11.6
7.	Florida	16	181	11.3
8.	Georgia	16	180	11.3
9.	Auburn	16	178	11.1
10.	LSU	16	177	11.1
11.	ARKANSAS	16	170	10.6
12.	Kentucky	16	162	10.1
13.	Ole Miss	16	160	10.0
14.	Alabama	16	153	9.6

STEALS

##	Team	G	Steals	Avg/G
1.	LSU	16	176	11.0
2.	Florida	16	164	10.3
3.	Kentucky	16	147	9.2
4.	Auburn	16	141	8.8
5.	Ole Miss	16	139	8.7
6.	Alabama	16	136	8.5
7.	South Carolina	16	130	8.1
8.	Mississippi State	16	129	8.1
9.	Tennessee	16	121	7.6
10.	Texas A&M	16	120	7.5
11.	Georgia	16	118	7.4
12.	Vanderbilt	16	109	6.8
13.	ARKANSAS	16	103	6.4
14.	Missouri	16	78	4.9

TURNOVER MARGIN

##	Team	G	TEAM	Avg	OPP	Avg	Margin
1.	Kentucky	16	250	15.6	328	20.5	+4.88
2.	LSU	16	257	16.1	323	20.2	+4.12
3.	Mississippi State	16	281	17.6	311	19.4	+1.88
4.	Texas A&M	16	223	13.9	240	15.0	+1.06
5.	Florida	16	296	18.5	312	19.5	+1.00
6.	ARKANSAS	16	220	13.8	230	14.4	+0.62
7.	Ole Miss	16	273	17.1	282	17.6	+0.56
8.	South Carolina	16	254	15.9	255	15.9	+0.06
9.	Tennessee	16	236	14.8	233	14.6	-0.19
10.	Georgia	16	269	16.8	262	16.4	-0.44
11.	Auburn	16	293	18.3	273	17.1	-1.25
12.	Alabama	16	306	19.1	279	17.4	-1.69
13.	Missouri	16	265	16.6	183	11.4	-5.13
14.	Vanderbilt	16	330	20.6	242	15.1	-5.50

ASSIST/TURNOVER RATIO

##	Team	G	Asst	Avg	Turn	Avg	Ratio
1.	Tennessee	16	240	15.0	236	14.8	1.0
2.	South Carolina	16	234	14.6	254	15.9	0.9
3.	Texas A&M	16	200	12.5	223	13.9	0.9
4.	ARKANSAS	16	170	10.6	220	13.8	0.8
5.	Missouri	16	198	12.4	265	16.6	0.7
6.	LSU	16	177	11.1	257	16.1	0.7
7.	Georgia	16	180	11.3	269	16.8	0.7
8.	Mississippi State	16	185	11.6	281	17.6	0.7
9.	Kentucky	16	162	10.1	250	15.6	0.6
10.	Florida	16	181	11.3	296	18.5	0.6
11.	Auburn	16	178	11.1	293	18.3	0.6
12.	Ole Miss	16	160	10.0	273	17.1	0.6
13.	Vanderbilt	16	190	11.9	330	20.6	0.6
14.	Alabama	16	153	9.6	306	19.1	0.5

OFFENSIVE REBOUNDS

##	Team	G	No.	Avg/G
1.	Kentucky	16	253	15.8
2.	Ole Miss	16	241	15.1
3.	Mississippi State	16	238	14.9
4.	South Carolina	16	226	14.1
	LSU	16	226	14.1
6.	Tennessee	16	203	12.7
7.	Auburn	16	202	12.6
8.	Texas A&M	16	197	12.3
9.	Florida	16	196	12.3
10.	Georgia	16	193	12.1
11.	ARKANSAS	16	190	11.9
12.	Missouri	16	165	10.3
13.	Vanderbilt	16	159	9.9
14.	Alabama	16	155	9.7

DEFENSIVE REBOUNDS

##	Team	G	No.	Avg/G
1.	Missouri	16	464	29.0
2.	South Carolina	16	449	28.1
3.	Tennessee	16	421	26.3
4.	Texas A&M	16	402	25.1
5.	Kentucky	16	400	25.0
6.	ARKANSAS	16	398	24.9
7.	Georgia	16	395	24.7
8.	Mississippi State	16	364	22.8
9.	Ole Miss	16	363	22.7
10.	Florida	16	354	22.1
	Alabama	16	354	22.1
12.	LSU	16	349	21.8
13.	Auburn	16	342	21.4
14.	Vanderbilt	16	339	21.2

DEFENSIVE REB PCT.

##	Team	G	D-Reb	O-Reb	D-Reb Pct
1.	Georgia	16	395	172	.697
2.	South Carolina	16	449	200	.692
3.	Texas A&M	16	402	188	.681
4.	Tennessee	16	421	199	.679
5.	ARKANSAS	16	398	189	.678
6.	Mississippi State	16	364	191	.656
7.	Alabama	16	354	186	.656
8.	Missouri	16	464	245	.654
9.	Ole Miss	16	363	204	.640
10.	Auburn	16	342	199	.632
11.	LSU	16	349	206	.629
12.	Vanderbilt	16	339	201	.628
13.	Florida	16	354	213	.624
14.	Kentucky	16	400	251	.614

OFFENSIVE REB PCT.

##	Team	G	O-Reb	D-Reb	O-Reb Pct
1.	South Carolina	16	226	316	.417
2.	Mississippi State	16	238	393	.377
3.	Tennessee	16	203	337	.376
4.	Ole Miss	16	241	402	.375
5.	LSU	16	226	384	.370
6.	Kentucky	16	253	451	.359
7.	Auburn	16	202	368	.354
8.	Texas A&M	16	197	380	.341
9.	Vanderbilt	16	159	317	.334
10.	Georgia	16	193	401	.325
11.	Florida	16	196	408	.325
12.	ARKANSAS	16	190	417	.313
13.	Missouri	16	165	404	.290
14.	Alabama	16	155	416	.271

3-POINT FG MADE

##	Team	G	3FG	Avg/G
1.	Missouri	16	111	6.9
2.	Mississippi State	16	85	5.3
3.	Tennessee	16	82	5.1
4.	Georgia	16	75	4.7
5.	South Carolina	16	74	4.6
6.	Kentucky	16	72	4.5
7.	ARKANSAS	16	70	4.4
8.	Alabama	16	66	4.1
9.	Florida	16	64	4.0
10.	Ole Miss	16	63	3.9
11.	Vanderbilt	16	51	3.2
12.	Auburn	16	48	3.0
13.	LSU	16	43	2.7
14.	Texas A&M	16	23	1.4

1 - ARKANSAS 53, NICHOLLS 52 NOV. 14, 2014 || BUD WALTON ARENA || FAYETTEVILLE, ARK.

Nicholls 52 • 0-1

#	Player	Total		3-Ptr		Rebounds			PF	TP	A	TO	Bk	Stl	Min
		FG-FGA	FT-FTA	FG-FGA	FT-FTA	Off	Def	Tot							
55	GUILLORY, JonMarie	0-1	0-0	0-0	0-0	0	1	1	0	0	0	0	1	0	4
40	LILLY, Marina	3-6	0-0	0-0	2	2	4	2	6	0	2	0	0	0	18
40	WHITE, Emanl	4-14	1-6	1-2	1	2	3	2	10	4	1	0	1	0	37
12	NASH, Jenny	5-12	3-8	2-2	1	3	4	2	15	1	1	1	3	0	39
24	MORRISON, Taylor	0-3	0-1	0-0	0	0	0	1	0	0	1	1	0	0	18
01	MANDIC, Jovana	2-6	0-0	0-0	1	2	3	4	0	2	0	2	0	2	20
02	ARNICK, Shay	0-0	0-0	0-0	0	0	0	0	0	0	0	0	0	0	2
03	ALLEN, Elexus	1-2	0-0	0-0	1	0	1	1	2	0	1	0	0	0	10
05	PAWLOWSKI, Hope	0-1	0-1	0-0	0	0	0	0	2	0	0	0	0	0	6
15	CHARLES, Tia	4-11	3-8	0-0	1	2	3	3	11	1	2	0	2	25	25
22	GRAY, Ekiya	2-6	0-0	0-0	0	3	3	2	4	2	0	3	1	21	21
Team															
Totals		21-62		7-24		3-4		9 17 26		18 52		8 11 6		9 200	
FG % 1st Half: 9-28		32.1%		2nd half: 12-34		35.3%		Game: 21-62		33.9%		Deadball		Rebounds	
3FG % 1st Half: 4-13		30.8%		2nd half: 3-11		27.3%		Game: 7-24		29.2%					
FT % 1st Half: 0-0		0.0%		2nd half: 3-4		75.0%		Game: 3-4		75.0%					

AR 63 • 1-0

#	Player	Total		3-Ptr		Rebounds			PF	TP	A	TO	Bk	Stl	Min
		FG-FGA	FT-FTA	FG-FGA	FT-FTA	Off	Def	Tot							
00	JACKSON, Jessica	3-9	2-6	4-6	3	4	7	4	12	1	4	1	1	35	35
33	WOLFF, Melissa	7-11	0-0	3-7	5	8	13	1	17	3	1	0	0	37	37
42	BOWEN, Jhasmin	3-8	0-0	6-10	6	4	10	2	12	1	4	0	0	30	30
11	BERNA, Calli	3-9	3-6	0-0	1	7	8	2	9	3	4	1	1	40	40
15	BROOKS, Kelsey	4-16	2-8	1-2	1	5	6	4	11	3	4	2	4	32	32
14	BOSTAD, McKinley	0-3	0-2	0-0	0	0	0	0	0	0	0	0	0	0	8
21	POWELL, Katie	1-1	0-0	0-0	1	0	1	0	2	0	0	1	1	4	4
25	BAILEY, Joey	0-1	0-0	0-0	2	0	2	0	0	0	0	0	0	12	12
32	WEST, Khadijah	0-0	0-0	0-0	0	0	0	0	0	0	0	0	0	2	2
Team															
Totals		21-58		7-22		14-25		23 30 53		13 63		13 18 5		7 200	
FG % 1st Half: 7-30		23.3%		2nd half: 14-28		50.0%		Game: 21-58		36.2%		Deadball		Rebounds	
3FG % 1st Half: 2-12		16.7%		2nd half: 5-10		50.0%		Game: 7-22		31.8%					
FT % 1st Half: 5-12		41.7%		2nd half: 9-13		69.2%		Game: 14-25		56.0%					

Officials: Tina Napier (R), Amy Bonner, Kim Thebo
Technical fouls: Nicholls-None. AR-None.
Attendance: 4541
Jimmy Dykes first game as a women's basketball head coach
Estimated Actual Attendance: 4,590

Score by periods		1st	2nd	Total
Nicholls		22	30	52
AR		21	42	63

Lead FG - NICHOLLS 2nd-03:06, AR 2nd-02:05.
Largest lead - NICHOLLS by 1 1st-01:08, AR by 11 2nd-02:05.
NICHOLLS led for 02:49, AR led for 34:31, Game was tied for 02:38.

Points		In	Off	2nd	Fast
NICHOLLS		Paint	T/O	Chance	Break
AR		24	10	15	12
				19	8

Score tied - 1 time.
Lead changed - 2 times.

2 - ARKANSAS 75, SAVANNAH STATE 46 NOV. 16, 2014 || BUD WALTON ARENA || FAYETTEVILLE, ARK.

Savannah State 46 • 1-1

#	Player	Total		3-Ptr		Rebounds			PF	TP	A	TO	Bk	Stl	Min
		FG-FGA	FT-FTA	FG-FGA	FT-FTA	Off	Def	Tot							
44	DAVIS, Tyonda	3-8	0-0	0-0	3	0	3	3	6	0	3	1	0	29	29
01	DORSEY, Bria	2-9	0-0	2-4	2	3	5	5	6	0	2	0	3	24	24
02	HENDRIX, Kenya	5-14	5-13	0-0	0	1	1	1	15	2	2	0	2	36	36
04	NORMAN, Jasmine	0-5	0-0	3-4	1	5	6	3	3	1	5	0	0	24	24
23	KALU, Ezinne	4-15	1-5	2-2	2	3	5	1	11	3	3	1	4	38	38
06	FIELDS, Lauryn	1-1	1-1	0-0	0	0	0	2	3	2	2	0	1	10	10
10	NIXON, Kilah	0-0	0-0	0-0	0	0	0	0	0	0	0	0	0	2	2
11	WARREN, Rhianna	0-0	0-0	0-0	0	0	0	0	0	0	0	0	0	0	1
12	YOUNG, Jada	0-1	0-0	0-0	0	1	1	3	0	4	1	1	1	13	13
13	THOMAS, Jazmin	0-1	0-0	0-0	0	0	0	0	0	0	0	0	0	5	5
14	RICHARDSON, Tanease	1-1	0-0	0-0	0	0	0	2	2	0	1	0	0	12	12
24	BROWN, Deyja	0-0	0-0	0-0	0	0	0	1	0	1	0	0	0	4	4
25	BUSH, Destini	0-0	0-0	0-0	0	0	0	0	0	0	0	0	0	2	2
Team															
Totals		16-55		7-19		7-10		11 16 27		21 46		13 20 3		11 200	
FG % 1st Half: 7-31		22.6%		2nd half: 9-24		37.5%		Game: 16-55		29.1%		Deadball		Rebounds	
3FG % 1st Half: 3-11		27.3%		2nd half: 4-8		50.0%		Game: 7-19		36.8%					
FT % 1st Half: 3-4		75.0%		2nd half: 4-6		66.7%		Game: 7-10		70.0%					

AR 75 • 2-0

#	Player	Total		3-Ptr		Rebounds			PF	TP	A	TO	Bk	Stl	Min
		FG-FGA	FT-FTA	FG-FGA	FT-FTA	Off	Def	Tot							
00	JACKSON, Jessica	6-12	2-4	5-8	5	7	12	2	19	3	3	2	1	31	31
42	BOWEN, Jhasmin	3-9	0-0	1-2	2	2	4	3	7	2	1	0	1	24	24
11	BERNA, Calli	0-3	0-2	5-7	0	2	2	1	5	5	3	0	4	34	34
15	BROOKS, Kelsey	4-6	1-3	3-6	1	3	4	1	12	4	2	0	0	32	32
33	WOLFF, Melissa	7-11	0-0	0-0	3	7	10	3	14	3	1	1	1	33	33
14	BOSTAD, McKinley	0-2	0-2	2-2	0	1	1	0	2	2	4	0	1	14	14
21	POWELL, Katie	3-6	2-5	2-2	1	1	2	1	10	0	0	0	0	8	8
25	BAILEY, Joey	2-3	0-0	0-0	1	0	1	2	4	1	0	0	0	16	16
32	WEST, Khadijah	1-3	0-0	0-1	2	1	3	0	2	0	1	0	0	8	8
Team															
Totals		26-55		5-16		18-28		16 28 44		13 75		20 15 3		8 200	
FG % 1st Half: 12-25		48.0%		2nd half: 14-30		46.7%		Game: 26-55		47.3%		Deadball		Rebounds	
3FG % 1st Half: 2-6		33.3%		2nd half: 3-10		30.0%		Game: 5-16		31.3%					
FT % 1st Half: 8-13		61.5%		2nd half: 10-15		66.7%		Game: 18-28		64.3%					

Officials: Bob Trammell(R), Gina Cross, Kevin Pethel
Technical fouls: Savannah State-None. AR-None.
Attendance: 1229
Estimated Actual Attendance: 703
Fouled out: SSU #1, Dorsey (0:05.5 2H)

Score by periods		1st	2nd	Total
Savannah State		20	26	46
AR		34	41	75

Lead FG - SSUWB 2nd-04:16, AR 2nd-00:38.
Largest lead - SSUWB by 1 1st-18:19, AR by 29 2nd-00:38.
SSUWB led for 00:15, AR led for 37:43, Game was tied for 01:41.

Points		In
--------	--	----

5 - ARKANSAS 77, #17/16 IOWA 67 NOV. 28, 2014 || POINTE CENTER || LAS VEGAS, NEV.

AR 77 • 5-0

#	Player	Total		3-Ptr		Rebounds			PF	TP	A	TO	Bk	Stl	Min
		FG-FGA	FG-FGA	FT-FTA	FT-FTA	Off	Def	Tot							
00	JACKSON, Jessica	7-15	4-6	4-6	3 4 7	3	22	0 4 2	1	28					
42	BOWEN, Jhasmin	5-9	0-0	4-9	5 4 9	3	14	1 3 0	1	35					
11	BERNA, Calli	0-6	0-3	0 1	4 5	1	0	9 2 0	1	37					
15	BROOKS, Kelsey	8-14	1-3	7-12	3 5 8	3	24	0 7 1	1	38					
33	WOLFF, Melissa	3-7	0-0	3-4	4 6 10	0	9	1 1 1	1	38					
14	BOSTAD, McKinley	0-1	0-0	0-0	0 0 0	1	0	0 0 0	0	3					
21	POWELL, Katie	2-2	0-0	0-0	0 1 1	1	4	0 0 0	0	8					
25	BAILEY, Joey	1-2	0-0	2-2	0 3 3	2	4	0 1 0	0	12					
32	WEST, Khadijah	0-1	0-0	0-0	1 0 1	1	0	0 0 0	0	1					
Team						2 5 7									
Totals		26-57		5-12		20-33		19 32 51		15 77		11 18 4		7 200	
FG % 1st Half: 9-25 36.0%		2nd half: 17-32 53.1%		Game: 26-57 45.6%		Deadball									
3FG % 1st Half: 2-3 66.7%		2nd half: 3-9 33.3%		Game: 5-12 41.7%											
FT % 1st Half: 5-6 83.3%		2nd half: 15-27 55.6%		Game: 20-33 60.6%											

#17/16 Iowa 67 • 5-1

#	Player	Total		3-Ptr		Rebounds			PF	TP	A	TO	Bk	Stl	Min
		FG-FGA	FG-FGA	FT-FTA	FT-FTA	Off	Def	Tot							
01	Doolittle, Bethany	2-6	0-0	0-0	0 2 2	5	4	0 3 3	0	19					
02	Dierthoff, Ally	11-17	1-2	0-2	2 4 6	4	23	1 2 0	1	36					
15	Jennings, Whitney	4-7	2-2	0-0	0 3 3	5	10	1 1 0	1	35					
31	Dixon, Melissa	4-8	2-5	0-0	0 3 3	4	10	0 2 0	0	36					
22	Logic, Samantha	4-14	2-4	1-1	1 1 2	11	3	3 3 0	2	37					
01	Kastanek, Alexa	0-1	0-0	0-0	0 0 0	0	0	0 1 0	1	4					
04	Coley, Chase	2-5	0-0	1-3	0 3 3	4	5	0 0 3	1	20					
03	Buttenham, Christina	0-0	0-0	0-0	0 0 0	1	0	1 0 0	0	0					
25	Peschel, Kali	2-4	0-1	0-0	0 1 1	0	4	1 0 0	0	13					
34	Mohms, Carly	0-0	0-0	0-0	0 0 0	1	0	0 0 0	0	0					
Team						1 3 4									
Totals		29-62		7-14		4 20 24		26 67		6 13 6		6 200			
FG % 1st Half: 13-27 48.1%		2nd half: 16-35 45.7%		Game: 29-62 46.8%		Deadball									
3FG % 1st Half: 1-4 25.0%		2nd half: 6-10 60.0%		Game: 7-14 50.0%											
FT % 1st Half: 0-1 0.0%		2nd half: 2-5 40.0%		Game: 2-6 33.3%											

Officials: Kelly Johnson, Charlie Hunt, Ron Lurlington
Technical fouls: AR-None, #17/16 Iowa-None.
Attendance: 1577

Score by periods	1st	2nd	Total
AR	25	52	77
#17/16 Iowa	27	40	67

Last FG - AR 2nd-01:31, IOWA 2nd-00:08.
Largest lead - AR by 12 2nd-00:12, IOWA by 2 1st-04:00.
AR led for 26:51, IOWA led for 04:02. Game was tied for 08:05.

Score tied - 7 times.
Lead changed - 6 times.

6 - ARKANSAS 74, RICHMOND 55 NOV. 29, 2014 || POINTE CENTER || LAS VEGAS, NEV.

Richmond 55 • 3-2

#	Player	Total		3-Ptr		Rebounds			PF	TP	A	TO	Bk	Stl	Min
		FG-FGA	FG-FGA	FT-FTA	FT-FTA	Off	Def	Tot							
34	OKORO, Genevieve	1-8	0-0	4-6	0 4 4	3	6	1 2 0	0	18					
02	BROWN, Liz	2-2	1-1	0-0	0 3 3	2	5	0 0 0	0	22					
51	POWELL, Bria	2-4	0-0	4-5	0 0 0	2	8	0 2 0	0	24					
12	SOPPE, Keri	2-4	1-3	0-0	1 4 5	1	5	1 1 0	1	19					
23	TOLSON, Lauren	2-10	1-5	0-0	1 2 3	5	3	0 3 0	0	26					
00	MURPHREE, Kylie	1-2	0-1	2-2	0 1 1	2	4	1 2 0	0	17					
02	HEALY, Olivia	4-7	0-0	1-3	0 0 1	1	9	1 1 0	0	17					
04	HUBBARD, Janelle	2-6	1-2	0-0	0 2 2	1	5	1 1 0	0	16					
10	HALL, Dacia	0-1	0-0	0-0	0 0 0	0	0	0 0 0	0	2					
11	PARSON, Micahela	1-2	0-0	2-2	0 1 1	0	4	1 0 0	0	13					
14	HUDALLA, Alicia	0-0	0-0	0-0	1 0 1	0	0	0 0 0	0	0					
15	WIKI, Karleigh	1-1	0-0	2-2	0 2 4	4	0	1 0 1	0	13					
24	BURGESS, Yazmean	0-2	0-0	0-0	1 0 1	0	0	0 0 0	0	11					
Team						0 3 3									
Totals		18-49		4-12		15-20		6 20 26		20 55		6 13 0		2 200	
FG % 1st Half: 8-24 33.3%		2nd half: 10-25 40.0%		Game: 18-49 36.7%		Deadball									
3FG % 1st Half: 2-8 25.0%		2nd half: 2-4 50.0%		Game: 4-12 33.3%											
FT % 1st Half: 6-8 75.0%		2nd half: 9-12 75.0%		Game: 15-20 75.0%											

AR 74 • 6-0

#	Player	Total		3-Ptr		Rebounds			PF	TP	A	TO	Bk	Stl	Min
		FG-FGA	FG-FGA	FT-FTA	FT-FTA	Off	Def	Tot							
00	JACKSON, Jessica	5-9	0-2	6-7	3 0 3	1	16	0 1 0	1	25					
33	WOLFF, Melissa	7-12	0-0	1-2	5 6 11	3	15	0 0 0	1	31					
42	BOWEN, Jhasmin	1-3	0-0	4-6	1 4 5	3	6	0 2 0	0	19					
11	BERNA, Calli	2-9	1-5	4-4	0 5 5	0	9	7 1 0	0	34					
15	BROOKS, Kelsey	4-10	3-5	6-6	0 6 6	2	17	4 2 0	2	33					
14	BOSTAD, McKinley	2-5	1-3	0-0	0 1 1	0	5	0 2 0	1	20					
21	POWELL, Katie	0-1	0-0	0-0	1 0 1	0	0	0 0 0	0	2					
25	BAILEY, Joey	0-2	0-0	0-0	1 3 4	4	0	0 1 0	0	21					
32	WEST, Khadijah	2-5	0-0	2-3	3 2 5	2	6	1 2 1	0	15					
Team						2 1 3									
Totals		23-56		5-15		23-28		16 28 44		15 74		12 11 1		5 200	
FG % 1st Half: 11-38 28.9%		2nd half: 12-18 66.7%		Game: 23-56 41.1%		Deadball									
3FG % 1st Half: 3-11 27.3%		2nd half: 2-4 50.0%		Game: 5-15 33.3%											
FT % 1st Half: 8-10 80.0%		2nd half: 15-18 83.3%		Game: 23-28 82.1%											

Officials: Mary Day, Kelly Dennis, Michael Boman
Technical fouls: Richmond-None, AR-None.
Attendance: 177

Score by periods	1st	2nd	Total
Richmond	24	31	55
AR	33	41	74

Last FG - RICH 2nd-03:10, AR 2nd-00:15.
Largest lead - RICH by 6 1st-11:17, AR by 26 2nd-12:08.
RICH led for 08:26, AR led for 29:15. Game was tied for 02:11.

Score tied - 0 times.
Lead changed - 3 times.

7 - SOUTH DAKOTA STATE 80, ARKANSAS 75 (OT) DEC. 4, 2014 || BUD WALTON ARENA || FAYETTEVILLE, ARK.

South Dakota State 80 • 5-2

#		Player	Total	3-Ptr	Rebounds										
			FG-FGA	FT-FTA	Off	Def	Tot	PF	TP	A	TO	Bk	Stl	Min	
00		STEVENS, Chynna	6-10	4-4	1-2	2	8	10	3	17	2	1	2	0	32
00		CLARIN, Mariah	3-7	0-0	5-6	2	5	7	5	11	2	4	0	0	27
10		YOUNG, Kerri	3-11	1-4	0-0	0	3	3	5	7	2	0	0	0	33
12		MILLER, Macy	5-7	10-12	0	1	1	4	20	3	3	0	0	0	26
24		WATKINS, Megan	3-9	1-2	7-8	0	2	14	0	2	1	0	0	0	38
35		ALEXANDER, Alexis	1-3	0-0	0-0	0	0	0	2	1	0	0	0	0	15
01		STUART, Megan	1-1	0-0	0-0	0	0	0	2	1	0	0	0	0	11
21		OBER, Clarissa	2-4	1-2	0-0	0	3	3	1	5	0	1	2	0	9
22		CORNEWMANN, Chloe	0-0	0-0	0-0	0	0	0	0	0	1	0	0	0	0
23		WALTERS, Rachel	0-2	0-1	0-0	0	3	3	1	0	0	0	0	0	17
45		THOMPSON, Ellie	1-1	0-0	0-0	1	0	1	1	2	0	1	0	1	10
Team						2	2	4			1				
Totals			25-55	7-16	23-28	8	28	36	25	80	12	14	7	5	225
FG % 1st Half: 10-24 41.7%			2nd half: 13-28 46.4%	OT: 2-3 66.7%	Game: 25-55 45.5%					Deadball 2-3 66.7%					
3PG % 1st Half: 2-6 33.3%			2nd half: 4-9 44.4%	OT: 1-1 100.0	Game: 7-16 43.8%					2-3 66.7%					

**9 - ARKANSAS 59, MISSOURI STATE 50
DEC. 10, 2014 || JOH ARENA || SPRINGFIELD, MO.**

AR 59 • 7-2

#	Player	Total		3-Ptr		Rebounds			PF	TP	A	TO	Bk	Stl	Min	
		FG	FGA	FG	FGA	FT	FTA	Off								Def
00	JACKSON, Jessica	5	11	3	4	0	0	1	1	2	2	13	4	3	1	34
42	BOWEN, Jhasmin	4	7	0	0	1	2	3	3	6	3	9	1	2	1	32
11	BERNA, Calli	1	6	1	4	0	1	2	5	7	0	3	1	3	0	36
15	BROOKS, Kelsey	6	14	2	3	5	8	0	3	3	2	19	1	2	0	32
33	WOLFF, Melissa	5	9	0	0	0	0	2	7	9	3	10	2	1	5	35
14	BOSTAD, McKinley	0	2	0	2	0	0	0	0	0	2	0	1	1	0	12
21	POWELL, Katie	1	1	0	0	1	2	1	2	3	0	3	1	0	0	5
25	BAILEY, Joey	1	1	0	0	0	0	0	1	1	4	2	1	0	0	13
32	WEST, Khadijah	0	0	0	0	0	0	0	0	0	0	0	0	0	0	1
Team								1	2	3						
Totals		23	51	6	13	7	13	10	24	34	16	59	12	12	7	200
FG % 1st Half: 11-22 50.0%		2nd half: 12-29 41.4%		Game: 23-51 45.1%		Deadball 2.3										
3PT % 1st Half: 3-5 60.0%		2nd half: 3-8 37.5%		Game: 6-13 46.2%												
FT % 1st Half: 1-2 50.0%		2nd half: 6-11 54.5%		Game: 7-13 53.8%												

FG % 1st Half: 11-22 50.0% 2nd half: 12-29 41.4% Game: 23-51 45.1% Deadball Rebounds 2.2
3FG % 1st Half: 3-5 60.0% 2nd half: 3-8 37.5% Game: 6-13 46.2%
FT % 1st Half: 1-2 50.0% 2nd half: 6-11 54.5% Game: 7-13 53.8%

Missouri State 50 • 1-7

#	Player	Total		3-Ptr		Rebounds			PF	TP	A	TO	Bk	Stl	Min
		FG	FGA	FG	FGA	FT	FTA	Off							
15	Gaines, Nijay	f	0-3	0-0	0-0	0	0	0	0	0	1	2	0	0	20
21	Buckley, Aubrey	f	1-5	1-1	0-0	1	2	3	1	3	0	0	0	1	19
12	Chvatal, Hillary	c	5-10	1-2	0-0	4	3	7	3	11	3	1	1	1	34
04	Williams, Kenzie	g	6-17	1-4	2-4	3	3	6	2	15	4	1	0	1	35
41	Israel, Riley	g	1-5	0-1	0-0	0	5	5	2	2	1	3	0	2	27
02	Hughes, Lexi		3-10	2-4	0-0	1	1	2	0	8	0	4	0	0	26
13	Holt, Audrey		2-3	1-1	2-3	2	3	5	1	7	0	0	0	0	16
34	Swartz, Rachel		1-2	0-0	2-5	1	3	4	3	4	0	0	0	1	14
40	Osemenam, Onye		0-1	0-0	0-0	0	1	1	0	0	0	0	0	0	9
Team								3	1			1			
Totals			19-56	6-13	6-12	15	22	37	12	50	9	12	1	6	200
FG 1st Half: 10-28 35.7%		2nd half: 9-28 32.1%		Game: 19-56 33.9%		Deadball									
3FG 1st Half: 3-7 42.9%		2nd half: 3-6 50.0%		Game: 6-13 46.2%		Rebounds									
FT 1st Half: 1-3 33.3%		2nd half: 5-9 55.6%		Game: 6-12 50.0%											

FG % 1st Half: 10-28 35.7% 2nd half: 9-28 32.1% Game: 19-56 33.9% Deadball Rebounds 2
3FG % 1st Half: 3-7 42.9% 2nd half: 3-6 50.0% Game: 6-13 46.2%
FT % 1st Half: 1-3 33.3% 2nd half: 5-9 55.6% Game: 6-12 50.0%

Officials: Laura Morris, Felicia Grinter, Amy Bonner
Technical fouls: AR-None. Missouri State-None.
Attendance: 2503

Score by periods	1st	2nd	Total
AR	26	33	59
Missouri State	24	26	50

**10 - ARKANSAS 64, TULSA 53
DEC. 14, 2014 || XXXXX || TULSA, OKLA.**

AR 64 • 8-2

#	Player	Total		3-Ptr		Rebounds			PF	TP	A	TO	Bk	Stl	Min
		FG	FGA	FG	FGA	FT	FTA	Off Def Tot							
00	JACKSON, Jessica	f	4-10	1-4	6-10	2	6	8	2	15	0	2	5	1	35
42	BOWEN, Jhasmin	f	6-9	0-0	5-6	8	4	12	3	17	0	3	0	0	28
11	BERNA, Calli	g	1-4	1-4	0-0	0	6	6	2	3	3	2	0	1	37
15	BROOKS, Kelsey	g	6-13	0-4	5-8	0	7	7	4	17	3	4	1	3	38
33	WOLFF, Melissa	g	4-9	0-0	1-2	1	5	6	3	9	2	0	3	0	37
14	BOSTAD, McKinley	1	1-3	1-3	0-0	0	1	1	1	3	0	0	0	0	10
21	POWELL, Katie	0	0-0	0-0	0-0	1	0	1	0	0	0	0	0	0	2
25	BAILEY, Joey	0	0-0	0-0	0-0	0	0	0	1	0	0	3	0	1	7
32	WEST, Khadijah	0	0-0	0-0	0-0	0	2	2	2	0	0	3	0	0	6
Team								1	3	4					
Totals			22-48	3-15	17-26	13	34	47	18	64	8	17	9	6	200

FG % 1st Half:	12-31	38.7%	2nd half:	10-17	58.8%	Game:	22-48	45.8%	Deadball
3FG % 1st Half:	1-12	8.3%	2nd half:	2-3	66.7%	Game:	3-15	20.0%	Rebounds
FT % 1st Half:	5-7	71.4%	2nd half:	12-19	63.2%	Game:	17-26	65.4%	3

FG % 1st Half: 12-31 38.7% 2nd half: 10-17 58.8% Game: 22-48 45.8% Deadball Rebounds 3
3FG % 1st Half: 1-12 8.3% 2nd half: 2-3 66.7% Game: 3-15 20.0%
FT % 1st Half: 5-7 71.4% 2nd half: 12-19 63.2% Game: 17-26 65.4%

Tulsa 53 • 4-5

#	Player	Total		3-Ptr		Rebounds			PF	TP	A	TO	Bk	Stl	Min
		FG	FGA	FG	FGA	FT	FTA	Off Def Tot							
32	TURNER, Mariah	f	3-6	0-0	3-4	1	3	4	2	9	1	1	0	1	24
00	GROVEY, Kelsey	g	3-10	2-4	3-4	0	2	2	2	11	1	1	0	2	38
15	WEBSTER, Antoinet	g	3-9	3-8	2-2	0	1	1	2	11	1	1	0	1	26
33	CLARK, Ashley	g	3-13	1-2	2-2	5	4	9	2	9	2	2	0	0	21
35	BRADY, Kadan	g	1-6	0-0	0-0	0	1	1	2	3	0	0	0	2	23
01	HOLMES, Jordyn		2-5	0-1	0-1	0	1	1	2	4	1	1	0	1	18
33	WAKEFIELD, Erika		0-3	0-0	1-2	0	1	1	3	1	1	0	0	2	15
04	REID, Teanna		2-7	2-4	0-0	1	3	4	2	6	2	3	0	1	25
11	JINKS, Rickae		0-1	0-0	0-0	0	2	2	1	0	0	0	0	0	6
13	HUGHES, Ashley		0-0	0-0	0-0	0	0	0	2	0	0	0	0	0	2
24	CAMPBELL, Autura		0-1	0-0	0-0	0	0	0	0	0	0	0	0	0	2
Team						5	1	6							
Totals			17-61	8-19	11-15	13	19	32	19	53	12	9	0	10	200

FG % 1st Half: 7-32 21.9% 2nd half: 10-29 34.5% Game: 17-61 27.9% Deadball Rebounds 1
3FG % 1st Half: 5-10 50.0% 2nd half: 3-9 33.3% Game: 8-19 42.1%
FT % 1st Half: 2-2 100.0% 2nd half: 9-13 69.2% Game: 11-15 73.3%

Officials: Wesley Dean, Kristi Vera, Zachary Klein
Technical fouls: AR-None. Tulsa-None.
Attendance: 1050

Score by periods	1st	2nd	Total
AR	30	34	64
Tulsa	21	32	53

**11- ARKANSAS 71, OKLAHOMA 64
DEC. 21, 2014 || VERIZON ARENA || N. LITTLE ROCK, ARK.**

Oklahoma 64 • 5-5

#	Player	Total		3-Ptr		Rebounds			PF	TP	A	TO	Bk	Stl	Min
		FG	FGA	FG	FGA	FT	FTA	Off							
00	Pierre-Louis, Vionise	0	0-4	0-0	0-0	0	2	0	2	1	0	0	1	3	13
01	Kornet, Nicole		2-4	0-0	7-8	0	6	6	5	11	0	0	0	1	12
21	Ortiz, Gabbi		2-7	0-3	1-2	1	3	4	4	5	2	1	0	1	37
24	Campbell, Sharane		2-6	0-0	5-7	1	4	5	4	9	0	4	0	2	33
32	Williams, LaNesha	0	3-7	0-0	0-2	1	1	2	3	6	0	1	0	0	18
10	Little, Peyton		2-8	0-2	0-0	1	1	2	3	4	3	2	0	3	24
11	Wyatt, Derica		2-6	2-5	1-2	0	2	2	1	7	0	1	0	0	18
23	Manning, Maddie		0-2	0-1	2-2	1	0	1	1	2	0	0	0	0	7
25	Carter, Gloya		3-7	0-0	3-4	1	1	2	5	9	0	1	0	2	17
30	Trece, McKenna		5-10	0-0	1-2	1	3	4	3	11	0	2	2	0	21
	Team						3	1	4						
	Totals		21-61	2-11	20-29	12	22	34	30	64	5	13	5	10	200
FG 1st Half: 9-29 31.0% 2nd half: 12-32 37.5% Game: 21-61 34.4%															
3PT 1st Half: 2-6 33.3% 2nd half: 0-0 0.0% Rebounds: 21-34 34.4%															
FT 1st Half: 11-15 73.3% 2nd half: 9-14 64.3% Game: 20-29 69.0%															
Total Rebounds: 74															

FG % 1st Half: 9-29 31.0% 2nd half: 12-32 37.5% Game: 21-61 34.4% Deadball Rebounds 7.4
3FG % 1st Half: 2-6 33.3% 2nd half: 0-5 0.0% Game: 2-11 18.2%
FT % 1st Half: 11-15 73.3% 2nd half: 9-14 64.3% Game: 20-29 69.0%

AR 71 • 9-2

#	Player	Total	3-Ptr	Rebounds	PF	TP	A	TO	Bk	Stl	Min			
		FG	FGA	FG	FTA	Off	Def	Total						
00	JACKSON, Jessica	8-16	1-5	6-7	0	7	7	3	23	0	4	0	36	
33	WOLFF, Melissa	3-8	0-0	0-0	4	5	9	3	6	0	0	0	39	
42	BOWEN, Jhasmin	3-3	0-0	3-9	2	4	6	3	9	1	0	0	24	
11	BERNA, Calli	1-3	0-1	1-2	0	3	3	4	3	4	5	0	24	
15	BROOKS, Kelsey	6-16	1-5	11-20	1	5	6	4	24	2	4	2	40	
14	BOSTAD, McKinley	1-4	1-4	0-0	1	0	1	2	3	2	2	0	20	
25	BAILEY, Joey	0-0	0-0	0-0	0	0	0	2	0	0	1	1	4	
32	WEST, Khadijah	1-2	0-0	1-4	1	4	5	1	3	0	0	4	13	
Team								2		1		3		
Totals		23-52	3-15	22-42	11	29	40	22	71	9	16	7	8	200
FG % 1st Half: 14-34 41.2%		2nd half: 9-18 50.0%		Game: 23-52 44.2%		2nd half: 1-4 25.0%		Deadball						
3PT% 1st Half: 3-11 28.2%		2nd half: 1-4 25.0%		Game: 23-52 44.2%		2nd half: 1-4 25.0%		12.1						
FT % 1st Half: 7-16 43.8%		2nd half: 15-26 57.7%		Game: 22-42 52.4%										

FG % 1st Half: 14-34 41.2% 2nd half: 9-18 50.0% Game: 23-52 44.2% Deadball Rebounds 12.1
3FG % 1st Half: 2-11 18.2% 2nd half: 1-4 25.0% Game: 3-15 20.0%
FT % 1st Half: 7-16 43.8% 2nd half: 15-26 57.7% Game: 22-42 52.4%

**13 - OLE MISS 71, ARKANSAS 57
JAN. 2, 2015 || TAD SMITH CENTER || OXFORD, MISS>**

ARKANSAS 57 • 10-3, 0-1 SEC

#	Player	Total		3-Ptr		Rebounds		PF	TP	A	TO	Bk	Stl	Min
		FG-FGA	FG-FGA	FT-FTA	Off Def Tot									
00	JACKSON, Jessica	5-16	3-8	4-4	2 5 7	4	17	2	2	0	0	0	37	
33	WOLFF, Melissa	1-6	0-0	0-0	2 5 7	2	2	1	2	0	0	3	36	
42	BOWEN, Jhasmin	5-10	0-0	5-8	6 2 8	3	15	0	2	0	2	2	24	
11	BERNA, Calli	1-4	1-2	1-2	1 4 5	3	4	5	6	0	1	38		
15	BROOKS, Kelsey	2-9	1-1	4-6	1 2 3	2	9	4	2	0	0	25		
14	BOSTAD, McKinley	1-2	1-2	0-0	0 0 0	4	3	1	1	0	0	17		
21	POWELL, Katie	1-3	0-1	1-2	2 0 2	2	3	0	0	0	0	6		
25	BAILEY, Joey	0-1	0-0	0-0	0 0 0	1	0	0	0	0	0	6		
32	WEST, Khadijah	2-2	0-0	0-1	0 1 1	1	4	0	0	0	0	11		
Team						1 2 3								
Totals		18-53	6-14	15-23	15 21 36	22	57	11	17	0	6	200		

FG % 1st Half: 7-24 29.2% 2nd half: 11-29 37.9% Game: 18-53 34.0% Deadball Rebounds 2.1
3FG % 1st Half: 4-8 50.0% 2nd half: 2-5 40.0% Game: 6-14 42.9%
FT % 1st Half: 7-9 77.8% 2nd half: 8-14 57.1% Game: 15-23 65.2%

Ole Miss 71 • 11-3, 1-0 SEC

#	Player	Total			3-Ptr		Rebounds			PF	TP	A	TO	Bk	Stl	Min
		FG-FGA	FG-FGA	FT-FTA	Off	Def	Total									
22	McCray, Danielle	2-8	0-0	7-9	1	3	4	2	11	2	3	1	0	33		
32	Faleru, Tia	4-5	0-0	2-5	3	8	11	4	10	0	1	2	1	27		
03	Hayes, A'Queen	1-2	1-1	4-6	2	4	6	4	7	1	1	0	1	24		
05	Sisk, Erika	8-12	0-1	3-7	1	1	2	0	19	2	3	0	4	36		
23	Sessom, Shandricka	3-5	1-2	0-0	0	1	1	3	7	1	2	0	1	18		
11	Joseph, Shequilia	3-7	1-4	0-0	1	0	1	3	7	0	1	0	0	12		
18	Frizzell, Grace	1-6	1-6	1-2	0	3	3	2	4	1	1	0	0	25		
13	Porter, Sarah	0-0	0-0	0-0	0	0	0	0	0	0	0	0	0	1		
15	Briggs, Kelsey	0-2	0-0	0-0	0	0	0	1	0	0	0	0	0	4		
20	Singletary, Amber	1-1	1-1	1-2	1	4	5	2	4	2	0	0	0	16		
24	Hart, Brettia	1-1	0-0	0-0	0	0	0	0	2	0	0	0	0	4		
	Team					0	2	2								
Totals		24-49	5-15	18-31	9	26	35	21	71	9	12	3	7	200		

FG % 1st Half: 13-26 50.0% 2nd half: 11-23 47.8% Game: 24-49 49.0% Deadball Rebounds 7
3FG % 1st Half: 3-7 42.9% 2nd half: 2-8 25.0% Game: 5-15 33.3%
FT % 1st Half: 4-8 50.0% 2nd half: 14-23 60.9% Game: 18-31 58.1%

Officials: Dee Kambner, Mark Zentz, Cameron Inouye
Technical Fouls: ARKANSAS-None, Ole Miss-None
Attendance: 1098
SEC Opener

Score by periods	1st	2nd	Total
ARKANSAS	25	32	57
Ole Miss	33	38	71

Last FG - AR 2nd-00:31, OM 2nd-01:38
Largest lead - AR by 6 1st-13:01, OM by 19 2nd-13:50
AR led for 04:33, OM led for 32:57. Game was tied for 02:30.

Score tied - 1 time.
Lead changed - 4 times.

**14 - #5/8 TEXAS A&M 52, ARKANSAS 50
JAN. 4, 2015 || BUD WALTON ARENA || FAYETTEVILLE, ARK.**

Texas A&M 52 • 14-2, 2-0 SEC

#	Player	Total		3-Ptr		Rebounds		PF	TP	A	TO	Bk	Stl	Min
		FG-FGA	FG-FGA	FT-FTA	Off Def Tot									
35	Achiri Ade	4-9	0-0	2-3	8	7	15	2	10	0	1	0	0	35
00	Khaaila Hillsman	1-4	0-0	0-0	0	1	1	2	2	1	0	0	0	5
04	Courtney Williams	7-16	0-1	4-6	1	4	5	3	18	2	4	0	1	37
24	Jordan Jones	1-5	0-1	2-2	1	4	5	3	4	6	3	0	0	32
33	Courtney Walker	2-11	0-0	3-4	2	2	4	3	7	0	2	1	1	24
03	Taylor Cooper	1-2	0-1	0-0	0	1	1	0	2	0	0	0	0	7
11	Curtyce Knox	1-2	0-1	3-3	0	1	1	0	5	0	0	0	0	8
12	Jada Terry	1-1	0-0	0-0	1	0	1	1	2	0	1	0	0	14
13	Chelsea Jennings	0-2	0-0	0-0	0	2	2	1	0	0	1	0	0	9
15	Tori Scott	1-4	0-1	0-0	1	1	2	1	2	0	2	0	1	23
32	T. Scott-Williams	0-0	0-0	0-0	0	1	1	0	0	0	0	0	0	6
	Team				1	3	4							
Totals		19-56	0-5	14-18	15	27	42	16	52	9	14	1	3	200

FG % 1st Half: 10-31 32.3% 2nd half: 9-25 36.0% Game: 19-56 33.9% Deadball Rebounds 1
3FG % 1st Half: 0-4 0.0% 2nd half: 0-1 0.0% Game: 0-5 0.0%
FT % 1st Half: 5-6 83.3% 2nd half: 9-12 75.0% Game: 14-18 77.8%

ARKANSAS 50 • 10-4, 0-2 SEC

#	Player	Total			3-Ptr		Rebounds			PF	TP	A	TO	Bk	Stl	Min
		FG-FGA	FG-FGA	FT-FTA	Off	Def	Total									
00	JACKSON, Jessica	f	7-22	2-11	2-2	2	8	10	4	18	1	4	1	1	38	
25	BAILEY, Joey		0-0	0-0	0-0	1	2	3	3	0	0	1	0	0	14	
33	WOLFF, Melissa	f	3-7	0-0	2-4	5	5	10	4	8	0	2	0	3	32	
11	BERNA, Calli	g	0-4	0-3	1-2	1	4	5	1	1	7	1	0	3	37	
15	BROOKS, Kelsey	g	4-16	2-8	5-8	0	2	2	15	0	0	0	2	31		
14	BOSTAD, McKinley		0-0	0-0	2-2	0	1	1	0	2	0	0	0	0	11	
21	POWELL, Katie		1-2	0-1	0-0	0	0	0	0	2	0	0	0	0	6	
32	WEST, Khadijah		0-0	0-0	0-0	0	1	1	1	0	0	0	1	0	4	
42	BOWEN, Jhasmin		1-4	0-0	2-2	2	0	2	2	4	0	3	0	0	27	
Team						3	2	5				1				
Totals			16-55	4-23	14-20	14	25	39	17	50	8	12	2	9	200	

FG % 1st Half: 9-31 29.0% 2nd half: 7-24 29.2% Game: 16-55 29.1% Deadball Rebounds 4
3FG % 1st Half: 2-15 13.3% 2nd half: 2-8 25.0% Game: 4-23 17.4%
FT % 1st Half: 8-10 80.0% 2nd half: 6-10 60.0% Game: 14-20 70.0%

Officials: Bryan Entler, Kelly Johnson, Charlie Hult
Technical Fouls: Texas A&M-None, ARKANSAS-None
Attendance: 2106
Estimated Actual Attendance: 1,523

Score by periods	1st	2nd	Total
Texas A&M	25	27	52
ARKANSAS	28	22	50

Last FG - TAMU 2nd-00:01, AR 2nd-00:31
Largest lead - TAMU by 3 1st-15:00, AR by 5 2nd-18:50
TAMU led for 12:57, AR led for 22:12. Game was tied for 04:51.

Points In Off 2nd Fast
TAMU 32 7 10 8 11
AR 20 11 12 0 8

Score tied - 13 times.
Lead changed - 17 times.

**15 - #14/15 MISSISSIPPI STATE, 72, ARKANSAS 57
JAN. 8, 2015 || THE HUMP || STARKVILLE, MISS>**

ARKANSAS 57 • 10-5 (0-3 SEC)

#	Player	Total		3-Ptr		Rebounds		PF	TP	A	TO	Bk	Stl	Min
		FG-FGA	FG-FGA	FT-FTA	Off Def Tot									
00	JACKSON, Jessica	2-8	1-2	4-4	0	1	1	5	9	0	6	0	1	30
33	WOLFF, Melissa	4-5	0-0	2-3	1	3	4	5	10	1	0	0	1	31
42	BOWEN, Jhasmin	2-5	0-0	2-3	2	1	3	3	6	0	0	0	0	19
11	BERNA, Calli	4-8	2-4	2-2	0	8	8	3	12	5	4	2	0	37
15	BROOKS, Kelsey	5-20	0-3	6-6	3	2	5	3	16	0	3	0	1	36
14	BOSTAD, McKinley	0-3	0-2	0-0	0	2	2	1	0	0	1	0	1	14
21	POWELL, Katie	0-1	0-1	1-2	1	1	2	1	1	0	0	1	0	15
25	BAILEY, Joey	0-0	0-0	0-0	0	1	1	2	0	2	0	0	0	12
32	WEST, Khadijah	1-2	0-0	1-1	0	2	2	3	3	0	0	0	0	6
Team						3		3	6					
Totals		18-52	3-12	18-21	10	24	34	26	57	6	16	3	4	200

FG % 1st Half: 14-23 60.9% 2nd half: 4-29 13.8% Game: 18-52 34.6% Deadball Rebounds 0
3FG % 1st Half: 3-4 75.0% 2nd half: 0-8 0.0% Game: 3-12 25.0%
FT % 1st Half: 9-11 81.8% 2nd half: 9-10 90.0% Game: 18-21 85.7%

Mississippi State 72 • 18-0 (3-0 SEC)

#	Player	Total		3-Ptr		Rebounds		PF	TP	A	TO	Bk	Stl	Min
		FG-FGA	FG-FGA	FT-FTA	Off	Def	Tot							
13	Ketara Chapel	2-3	1-1	0-0	0	1	1	0	5	0	1	0	0	16
45	Chinwe Okorie	0-1	0-0	0-0	1	0	1	4	0	0	0	1	0	12
00	Dominique Dillingham	1-3	0-0	3-4	3	4	7	2	5	1	1	2	5	30
21	Jerica James	1-4	0-2	0-0	0	1	1	1	2	4	0	0	1	22
33	Victoria Vivians	6-14	2-7	7-8	2	3	5	3	21	1	3	1	0	25
02	Morgan William	3-7	1-2	4-4	0	2	2	2	11	5	3	1	0	18
03	Breanna Richardson	4-10	1-4	2-4	2	6	8	2	11	1	1	0	1	24
05	Sherise Williams	0-1	0-0	0-0	0	1	1	0	0	0	0	1	0	6
10	Martha Alwal	1-1	0-0	2-3	1	5	6	2	4	0	2	3	0	22
14	Kendra Grant	2-8	0-1	3-4	1	1	2	3	7	0	1	0	15	15
51	Savannah Carter	2-2	1-1	1-2	3	1	4	2	6	0	0	0	0	10
	Team				2	3	5							
Totals		22-54	6-18	22-29	15	36	43	21	73	12	13	9	7	200

17 - ARKANSAS 73, MISSOURI 55
JAN. 18, 2015 || BUD WALTON ARENA || FAYETTEVILLE, ARK.

MU-W 55 • 11-8, 1-5 SEC

##	Player	Total		3-Ptr		Rebounds			PF	TP	A	TO	Bk	Stl	Min
		FG-FGA	FG-FGA	FT-FTA	Off Def Tot	PF	TP	A TO Bk Stl							
22	Frenicks, Jordan	4-14	0-1	6-7	1 8 9	5	14	1 1 1 2	32						32
03	Fowler, Bree	0-4	0-2	0-0	3 0 3	4	0	1 0 0 0	18						18
11	Cunningham, Lindsey	2-4	1-2	2-2	1 1 2	3	7	4 0 1 0	28						28
24	Michaelis, Sierra	5-15	1-7	1-2	1 1 2	3	12	2 2 0 0	24						24
30	Eye, Morgan	2-6	1-4	0-0	0 2 2	1	5	0 1 0 0	38						38
02	Stock, Morgan	1-4	1-3	0-0	0 0 0	1	3	0 0 0 0	12						12
10	Stock, Maddie	1-3	1-3	0-0	0 3 3	1	3	1 2 0 0	19						19
12	Hudyn, Michelle	2-4	0-1	0-0	0 6 6	2	4	0 1 1 0	14						14
23	Robinson, Juanita	3-6	0-1	1-1	0 0 0	5	7	2 1 0 1	15						15
Team					3 2 5										
Totals		20-60	5-24	10-12	9 23 32	25	55	11 9 3 3	200						

FG % 1st Half: 8-27 29.6% 2nd half: 12-33 36.4% Game: 20-60 33.3% Deadball Rebounds 9
 3FG % 1st Half: 4-11 36.4% 2nd half: 1-13 7.7% Game: 5-24 20.8%
 FT % 1st Half: 3-2 100.0 2nd half: 8-10 80.0% Game: 10-12 83.3%

ARKANSAS 73 • 11-6, 1-4 SEC

##	Player	Total		3-Ptr		Rebounds			PF	TP	A	TO	Bk	Stl	Min
		FG-FGA	FG-FGA	FT-FTA	Off Def Tot	PF	TP	A TO Bk Stl							
42	BOWEN, Jhasmin	5-11	0-0	2-4	3 6 9	2	12	1 2 3 1	27						27
11	BERNA, Calli	2-4	1-3	4-5	1 5 6	0	9	4 0 0 1	37						37
14	BOSTAD, McKinley	4-7	4-7	3-5	0 3 3	3	15	2 3 0 0	33						33
15	BROOKS, Kelsey	5-13	0-5	11-12	2 7 9	1	21	4 1 0 0	38						38
21	WOLFF, Melissa	2-9	0-0	1-2	1 4 5	4	5	0 0 0 0	32						32
00	JACKSON, Jessica	2-6	2-3	2-2	3 3 6	5	8	2 0 0 0	20						20
21	POWELL, Katie	1-3	1-1	0-0	1 0 1	0	3	1 1 0 0	4						4
25	BAILEY, Joey	0-3	0-0	0-0	1 3 4	1	0	0 0 2 0	9						9
Team					4 1 5										
Totals		21-56	8-19	23-30	16 32 48	16	73	14 9 5 2	200						

FG % 1st Half: 14-35 40.0% 2nd half: 7-21 33.3% Game: 21-56 37.5% Deadball Rebounds 3.1
 3FG % 1st Half: 7-13 53.8% 2nd half: 1-6 16.7% Game: 8-19 42.1%
 FT % 1st Half: 3-6 50.0% 2nd half: 20-24 83.3% Game: 23-30 76.7%

Officials: Bob Trammell, Felicia Ginter, Brian Hall
 Technical fouls: MU-W-None. ARKANSAS-None.
 Attendance: 4299
 Fouled Out: Missouri, #23, J. Robinson, 5-53 2H; #22, J. Frenicks, 1-56, 2H
 Fouled Out: Arkansas, #00, J. Jackson, 1-20 2H

Score by periods	1st	2nd	Total
MU-W	22	33	55
ARKANSAS	38	35	73

Last FG - MISSOURI 2nd-01:05, AR 2nd-06:37.
 Largest lead - MISSOURI by 3 1st-15:09, AR by 22 2nd-11:52.
 MISSOURI led for 00:39, AR led for 34:46. Game was tied for 04:35.

Points	In	Off	2nd	Fast	Bench
MISSOURI	26	9	5	0	17
ARK	18	7	20	0	11

Score tied - 4 times.
 Lead changed - 2 times.

18 - VANDERBILT 55, ARKANSAS 53
JAN. 22, 2015 || MEMORIAL COLISEUM || NASHVILLE, TENN.

ARKANSAS 53 • 11-7, 1-5

##	Player	Total		3-Ptr		Rebounds			PF	TP	A	TO	Bk	Stl	Min
		FG-FGA	FG-FGA	FT-FTA	Off Def Tot	PF	TP	A TO Bk Stl							
00	JACKSON, Jessica	1-7	1-3	0-0	2 1 3	3	3	0 3 0 1	18						18
33	WOLFF, Melissa	2-6	0-0	0-0	2 5 7	3	4	0 2 0 1	36						36
42	BOWEN, Jhasmin	4-9	0-0	1-2	3 2 5	5	9	1 1 0 2	25						25
11	BERNA, Calli	2-8	1-5	0-0	0 2 2	2	5	5 3 0 2	37						37
15	BROOKS, Kelsey	7-17	1-6	5-5	0 1 1	3	20	0 1 1 1	34						34
14	BOSTAD, McKinley	1-4	1-4	3-4	1 2 3	1	6	2 1 0 1	18						18
21	POWELL, Katie	1-3	0-1	0-0	1 3 4	2	2	1 2 2 0	12						12
25	BAILEY, Joey	1-1	0-0	0-0	1 0 1	2	2	0 1 0 0	10						10
32	WEST, Khadijah	1-1	0-0	0-0	0 2 2	1	2	0 1 0 0	10						10
Team					5 1 6										
Totals		20-56	4-19	9-11	15 19 34	22	53	9 15 3 8	200						

FG % 1st Half: 14-29 48.3% 2nd half: 6-27 22.2% Game: 20-56 35.7% Deadball Rebounds 1
 3FG % 1st Half: 3-10 30.0% 2nd half: 1-9 11.1% Game: 4-19 21.1%
 FT % 1st Half: 1-2 50.0% 2nd half: 8-9 88.9% Game: 9-11 81.8%

Vanderbilt 55 • 11-8, 2-4

##	Player	Total		3-Ptr		Rebounds			PF	TP	A	TO	Bk	Stl	Min
		FG-FGA	FG-FGA	FT-FTA	Off Def Tot	PF	TP	A TO Bk Stl							
13	A. Caron-Goudreau	0-1	0-0	2-4	1 6 7	3	2	0 4 5 1	17						17
21	Heather Bowe	1-4	0-0	0-0	0 0 0	0	2	0 0 0 0	10						10
01	Rebekah Dahman	1-5	0-0	2-4	1 1 2	4	3	1 0 0 0	31						31
15	Jasmine Jenkins	0-2	0-0	0-0	1 1 2	0	0	3 1 0 0	18						18
25	Morgan Batey	3-7	0-0	3-4	2 4 6	2	9	2 2 0 2	31						31
63	Rachel Bell	4-7	3-4	0-0	0 1 1	0	11	0 3 0 0	26						26
22	Marques Webb	4-7	0-0	0-1	4 0 4	3	8	1 2 1 1	11						11
24	Kristen Gaffney	5-8	0-0	1-4	1 3 4	1	11	3 1 2 1	23						23
41	Paris Kea	4-8	0-0	0-0	1 2 3	1	8	3 1 0 2	30						30
44	Rayte'a Long	0-0	0-0	0-0	0 0 0	0	0	0 1 0 1	3						3
Team					2 4 6										
Totals		22-49	3-4	8-17	13 22 35	12	55	15 16 8 8	200						

FG % 1st Half: 10-25 40.0% 2nd half: 12-24 50.0% Game: 22-49 44.9% Deadball Rebounds 4
 3FG % 1st Half: 3-4 75.0% 2nd half: 0-0 0.0% Game: 3-4 75.0%
 FT % 1st Half: 0-0 0.0% 2nd half: 8-17 47.1% Game: 8-17 47.1%

Officials: Sue Bauch, Michael McConnell, Ed Solitsky
 Technical fouls: ARKANSAS-None. Vanderbilt-Rebekah Dahman.
 Attendance: 2665

Score by periods	1st	2nd	Total
ARKANSAS	32	21	53
Vanderbilt	23	32	55

Last FG - AR 2nd-12:26, VANDY 2nd-01:48.
 Largest lead - AR by 12 1st-05:58, VANDY by 4 2nd-00:47.
 AR led for 35:55, VANDY led for 01:48. Game was tied for 01:49.

Points	In	Off	2nd	Fast	Bench
ARKANSAS	24	11	6	12	38
VANDY	32	12	10	2	38

Score tied - 1 time.
 Lead changed - 1 time.

19 - FLORIDA 72, ARKANSAS 58
JAN. 25, 2015 || O'CONNELL CENTER || GAINESVILLE, FLA.

ARKANSAS 58 • 11-8, 1-6 SEC

##	Player	Total		3-Ptr		Rebounds			PF	TP	A	TO	Bk	Stl	Min
		FG-FGA	FG-FGA	FT-FTA	Off Def Tot	PF	TP	A TO Bk Stl							
33	WOLFF, Melissa	5-7	0-0	2-4	5 2 7	4	12	2 2 2 2	36						36
42	BOWEN, Jhasmin	4-7	0-0	1-3	2 4 6	3	9	0 4 1 1	28						28
11	BERNA, Calli	2-6	1-4	3-5	1 5 6	4	8	7 3 0 2	37						37
14	BOSTAD, McKinley	1-6	1-5	1-2	0 1 1	1	4	0 0 0 1	19						19
15	BROOKS, Kelsey	5-15	2-8	2-2	0 4 4	3	14	1 2 0 1	37						37
21	POWELL, Katie	0-2	0-0	0-0	1 0 1	2	0	0 3 0 0	5						5
25	BAILEY, Joey	0-0	0-0	0-0	1 1 2	0	3	0 0 0 0	0						0
51	JACKSON, Jessica	3-12	0-5	5-6	3 1 4	4	11	1 1 1 0	33						33
Team					2 1 3										
Totals		20-55	4-22	14-22	14 19 33	24	58	11 17 4 7	200						

FG % 1st Half: 9-22 40.9% 2nd half: 11-33 33.3% Game: 20-55 36.4% Deadball Rebounds 4
 3FG % 1st Half: 2-7 28.6% 2nd half: 2-15 13.3% Game: 4-22 18.2%
 FT % 1st Half: 4-8 50.0% 2nd half: 10-14 71.4% Game: 14-22 63.6%

Florida 72 • 10-10, 2-5 SEC

#	Player		Total		3-Ptr		Rebounds			PF	TP	A	TO	Bk	St	Min
			FG-FGA	FG-FGA	FT-FTA	Off	Def	Total								
22	Lewis,Kayla	1	5-8	0-0	0-0	1	5	6	2	10	2	2	0	2	25	
23	Copeland,Brooke	1	2-4	1-3	0-1	1	2	3	3	5	3	2	1	2	24	
44	Lorenzen,Haley	1	5-10	0-0	2-4	1	3	4	3	12	0	1	3	0	29	
04	Needles,Carlie	9	3-6	2-5	8-8	0	5	5	0	16	3	1	0	0	34	
11	Anderson,Dyandra	9	1-7	0-0	0-0	3	2	5	2	2	2	2	0	1	17	
01	Williams,Ronni		0-2	0-0	5-6	2	5	7	3	5	0	4	0	1	15	
03	Miller,January		6-12	1-3	3-3	1	1	2	3	16	1	1	0	0	20	
13	Peoples,Cassie		1-3	0-0	2-4	1	0	1	2	4	4	3	0	0	25	
15	Dimaite,Viktorija		0-0	0-0	0-0	0	1	1	1	0	0	0	0	0	2	
32	Batchelor,Carla		1-3	0-1	0-0	0	0	1	3	2	1	1	0	0	9	
Team						6	0	6								
Totals			24-55	4-12	20-26	16	25	41	22	72	16	17	4	6	200	
FG % 1st Half:			17-32	53.1%	2nd half:	7-23	30.4%	Game:		24-55	43.6%	Deadball				
3FG % 1st Half:			3-6	50.0%	2nd half:	1-6	16.7%	Game:		4-12	33.3%	Rebounds				
FT % 1st Half:			4-5	80.0%	2nd half:	16-21	76.2%	Game:		20-26	76.9%					

21 - ARKANSAS 53, ALABAMA 42
FEB. 1, 2015 || FOSTER AUDITORIUM || TUSCALOOSA, ALA.

ARKANSAS 53 • 13-8, 3-6 SEC

##	Player	Total		3-Ptr		Rebounds			PF	TP	A	TO	Bk	Stl	Min
		FG-FGA	FT-FTA	FG-FGA	FT-FTA	Off	Def	Tot							
00	JACKSON, Jessica	5-9	1-3	3-3	1 10 11	4	14	0 3 2 0	34						
33	WOLFF, Melissa	1-2	0-0	2-2	2 5 7	3	4	0 2 0 0	24						
42	BOWEN, Jhasmin	7-15	0-0	7-9	3 5 8	3	21	1 8 0 1	37						
11	BERNA, Calli	1-5	1-4	1-2	1 5 6	3	4	4 3 0 4	37						
15	BROOKS, Kelsey	3-13	1-7	3-3	0 2 2	4	10	3 3 0 0	35						
14	BOSTAD, McKinley	0-1	0-1	0-0	0 0 0	1	0	1 0 0 0	10						
25	BAILEY, Joey	0-2	0-0	0-0	1 2 3	1	0	0 0 0 0	16						
32	WEST, Khadijah	0-2	0-0	0-0	0 0 0	0	0	0 0 0 0	7						
Team					3 2 5										
Totals		17-49	3-15	16-19	11 31 42	19	53	9 19 2 5	200						

FG % 1st Half: 8-26 30.8% 2nd half: 9-23 39.1% Game: 17-49 34.7% Deadball
 3FG % 1st Half: 1-8 12.5% 2nd half: 2-7 28.6% Game: 3-15 20.0% Rebounds
 FT % 1st Half: 7-8 87.5% 2nd half: 9-11 81.8% Game: 16-19 84.2%

Alabama 42 • 12-12, 1-8 SEC

##	Player	Total		3-Ptr		Rebounds			PF	TP	A	TO	Bk	Stl	Min
		FG-FGA	FT-FTA	FG-FGA	FT-FTA	Off	Def	Tot							
13	Hegstetter, Nikki	2-9	0-3	0-0	1 2 3	1	4	0 2 1 0	33						
20	Williams, Ashley	2-5	0-0	4-7	3 9 12	4	8	0 6 1 0	32						
11	Cook, Hannah	3-8	1-5	2-5	1 2 3	3	9	2 0 0 3	31						
15	Knight, Meoshonti	1-5	0-0	0-1	0 1 1	2	2	1 2 0 0	21						
22	Middlebrook, Karyla	4-9	1-2	2-2	0 1 1	5	11	2 3 0 1	34						
61	Bolton, Quanetria	1-4	0-1	0-0	1 1 2	2	2	0 3 2 1	15						
03	Carter, Khadijah	0-0	0-0	0-0	0 0 0	0	0	0 0 0 0	2						
05	Hayden, Breanna	2-6	0-0	2-2	0 0 1	1	6	0 0 0 0	25						
35	Hutchen, Briana	0-1	0-0	0-0	0 1 1	0	0	0 2 1 0	5						
23	Rivers, Sharin	0-0	0-0	0-0	0 1 1	0	0	0 1 0 0	2						
Team					1 5 6										
Totals		15-47	2-11	10-17	7 24 31	18	42	5 19 5 5	200						

FG % 1st Half: 7-23 30.4% 2nd half: 8-24 33.3% Game: 15-47 31.9% Deadball
 3FG % 1st Half: 0-5 0.0% 2nd half: 2-6 33.3% Game: 2-11 18.2% Rebounds
 FT % 1st Half: 2-4 50.0% 2nd half: 8-13 61.5% Game: 10-17 58.8%

Officials: Michael McConnell, Bruce Morris, Lawson Newton
 Technical fouls: ARKANSAS-None, Alabama-None.
 Attendance: 2591

Score by periods	1st	2nd	Total
ARKANSAS	24	29	53
Alabama	16	26	42

Last FG - AR 2nd-04:05, UA 2nd-03:53.
 Largest lead - AR by 12 2nd-04:05, UA by 2 1st-16:27.
 AR led for 36:46, UA led for 00:56. Game was tied for 02:18.

Score tied - 2 times.
 Lead changed - 2 times.

22 - ARKANSAS 54, #24/21 GEORGIA 48
FEB. 9, 2015 || BUD WALTON ARENA || FAYETTEVILLE, ARK.

#22/21 Georgia 48 • 17-7, 5-6 SEC

##	Player	Total		3-Ptr		Rebounds			PF	TP	A	TO	Bk	Stl	Min
		FG-FGA	FT-FTA	FG-FGA	FT-FTA	Off	Def	Tot							
15	Merritt Hempe	7-12	1-3	1-3	1 6 7	2	16	0 2 2 1	27						
11	Krista Donald	4-7	1-2	0-0	1 1 2	2	9	0 3 0 0	25						
03	Tiana Griffin	3-12	0-6	3-4	1 6 7	0	9	1 3 0 2	34						
24	Marjorie Butler	0-1	0-1	0-0	1 1 2	1	0	0 3 0 0	10						
11	Erika Ford	3-16	1-5	0-0	4 3 7	3	7	0 1 0 1	28						
12	Hayley Roberts	1-3	1-2	0-0	2 6 8	1	3	2 1 1 1	18						
12	Hayley Clark	0-0	0-0	0-0	0 2 2	5	0	6 4 0 1	31						
33	Halle Washington	1-3	0-0	0-0	2 0 2	2	2	2 1 2 0	15						
33	Mackenzie Ingram	0-3	0-0	2-4	0 0 0	2	2	0 2 0 0	12						
Team					2 3 5										
Totals		19-57	4-19	6-11	14 28 42	18	48	11 20 5 6	200						

FG % 1st Half: 6-24 25.0% 2nd half: 13-33 39.4% Game: 19-57 33.3% Deadball
 3FG % 1st Half: 1-8 12.5% 2nd half: 3-11 27.3% Game: 4-19 21.1% Rebounds
 FT % 1st Half: 3-4 75.0% 2nd half: 3-7 42.9% Game: 6-11 54.5%

ARKANSAS 54 • 14-8, 4-6 SEC

##	Player	Total		3-Ptr		Rebounds			PF	TP	A	TO	Bk	Stl	Min
		FG-FGA	FT-FTA	FG-FGA	FT-FTA	Off	Def	Tot							
00	JACKSON, Jessica	4-12	2-4	5-8	0 3 3	2	15	0 5 4 0	33						
42	BOWEN, Jhasmin	5-8	0-0	1-2	0 3 3	4	11	0 2 1 2	30						
11	BERNA, Calli	5-6	2-3	1-2	0 7 7	3	13	7 3 0 3	37						
15	BROOKS, Kelsey	2-11	0-2	2-2	1 3 4	2	6	2 4 0 3	32						
33	WOLFF, Melissa	4-8	0-0	0-0	2 6 8	1	8	1 1 0 0	35						
14	BOSTAD, McKinley	0-2	0-1	1-2	0 0 0	0	1	0 0 0 1	11						
21	POWELL, Katie	0-2	0-0	0-0	0 1 1	0	0	0 0 0 0	5						
25	BAILEY, Joey	0-0	0-0	0-0	0 1 1	1	0	0 0 0 0	17						
Team					0 0 0										
Totals		20-49	4-10	10-16	3 24 27	13	54	10 16 5 9	200						

FG % 1st Half: 11-22 50.0% 2nd half: 9-27 33.3% Game: 20-49 40.8% Deadball
 3FG % 1st Half: 3-5 60.0% 2nd half: 1-5 20.0% Game: 4-10 40.0% Rebounds
 FT % 1st Half: 5-8 62.5% 2nd half: 5-8 62.5% Game: 10-16 62.5%

Officials: Lisa Mattingly, Sue Bleuch, Amy Bonner
 Technical fouls: #22/21 Georgia-TEAM 2, ARKANSAS-None.
 Attendance: 1488
 Fouled out: Georgia #12 H Clark at 0:39 in 2nd half

Score by periods	1st	2nd	Total
#22/21 Georgia	16	32	48
ARKANSAS	30	24	54

Last FG - USA 2nd-00:28, AR 2nd-07:06.
 Largest lead - USA None, AR by 18 1st-05:12.
 USA led for 00:00, AR led for 38:18. Game was tied for 01:34.

Score tied - 0 times.
 Lead changed - 0 times.

23 - #15/16 TEXAS A&M 59, ARKANSAS 55
FEB. 12, 2015 || REED CENTER || COLLEGE STATION, TEXAS

ARKANSAS 55 • 14-9, 4-7 SEC

##	Player	Total		3-Ptr		Rebounds			PF	TP	A	TO	Bk	Stl	Min
		FG-FGA	FT-FTA	FG-FGA	FT-FTA	Off	Def	Tot							
00	JACKSON, Jessica	8-18	1-5	2-2	2 4 6	3	19	0 5 0 2	39						
11	BERNA, Calli	2-6	0-2	0-0	1 4 5	1	4	5 1 0 0	40						
15	BROOKS, Kelsey	5-15	2-4	1-2	3 3 6	3	13	3 1 0 1	37						
33	WOLFF, Melissa	2-6	0-0	0-0	1 5 6	4	4	2 2 0 1	25						
42	BOWEN, Jhasmin	5-10	0-0	3-4	2 6 8	4	13	0 3 0 0	34						
21	BOSTAD, McKinley	0-1	0-1	0-0	0 0 0	0	3	0 0 0 0	6						
14	POWELL, Katie	1-4	0-3	0-0	2 1 3	0	2	0 0 0 0	10						
25	BAILEY, Joey	0-0	0-0	0-0	0 1 1	4	0	0 0 0 0	9						
Team					1 4 5										
Totals		23-60	3-15	6-8	12 28 40	22	55	10 12 0 4	200						

FG % 1st Half: 9-34 26.5% 2nd half: 14-26 53.8% Game: 23-60 38.3% Deadball
 3FG % 1st Half: 2-11 18.2% 2nd half: 1-4 25.0% Game: 3-15 20.0% Rebounds
 FT % 1st Half: 3-4 75.0% 2nd half: 3-4 75.0% Game: 6-8 75.0%

#15/16 Texas A&M 59 • 19-6, 7-4 SEC

##	Player	Total		3-Ptr		Rebounds			PF	TP	A	TO	Bk	Stl	Min
		FG-FGA	FT-FTA	FG-FGA	FT-FTA	Off	Def	Tot							
00	Khaaila Hillman	3-7	0-0	3-4	5 2 7	2	9	0 1 0 0	20						
01	Courtney Williams	6-15	0-0	3-5	1 4 5	2	15	2 1 0 0	33						
03	Taylor Cooper	0-0	0-0	0-0	0 0 0	0	0	0 0 0 0	1						
11	Curtis Knox	2-7	1-1	3-8	2 2 4	3	8	5 3 0 2	39						
13	Chelsea Jennings	2-4	0-0	2-4	0 2 2	2	6	0 1 2 4	26						
23	Rachel Mitchell	0-0	0-0	0-0	2 1 3	0	0	0 0 0 2	7						
30	Courtney Walker	6-18	0-0	2-3	0 7 7	1	14	1 5 0 1	40						
35	Achiri Ade	3-4	0-0	1-3	3 5 8	2	7	0 1 2 0	34						
Team					2 2 4										
Totals		22-55	1-1	14-27	15 25 40	12	59	8 12 6 7	200						

FG % 1st Half: 11-28 39.3% 2nd half: 11-27 40.7% Game: 22-55 40.0% Deadball
 3FG % 1st Half: 1-1 100.0% 2nd half: 0-0 0.0% Game: 1-1 100.0% Rebounds
 FT % 1st Half: 7-13 53.8% 2nd half: 7-14 50.0% Game: 14-27 51.9%

Officials: Felicia Ginter, Bill Laranca, Nick Marshall
 Technical fouls: ARKANSAS-None, #15/16 Texas A&M-None.
 Attendance: 4443

Score by periods	1st	2nd	Total
ARKANSAS	23	32	55
#15/16 Texas A&M	30	29	59

Last FG - AR 2nd-00:34, TAMU 2nd-01:43.
 Largest lead - AR by 6 1st-15:20, TAMU by 10 2nd-18:20

25 - #2/2 SOUTH CAROLINA 73, ARKANSAS 56 FEB. 19, 2015 || BUD WALTON ARENA || FAYETTEVILLE, ARK.

ARKANSAS 55 • 14-9, 4-7 SEC

#	Player	Total		3-Ptr		Rebounds			PF	TP	A	TO	Bk	Stl	Min
		FG-FGA	FG-FGA	FT-FTA	FT-FTA	Off	Def	Tot							
00	JACKSON, Jessica	8-18	1-5	2-2	2-2	4	6	3	19	0	5	0	2	39	
11	BERNA, Calli	2-8	0-2	0-0	0-0	1	4	5	1	4	5	1	0	40	
11	BROOKS, Kelsey	5-15	2-4	1-2	3	3	6	3	13	3	1	0	1	37	
33	WOLFF, Melissa	2-8	0-0	0-0	1	5	6	4	4	2	0	0	1	25	
42	BOWEN, Jhasmin	5-10	0-0	3-4	2	6	8	4	13	0	3	0	0	34	
14	BOSTAD, McKinley	0-1	0-1	0-0	0	0	0	3	0	0	0	0	0	6	
21	POWELL, Katie	1-4	0-3	0-0	2	1	3	0	2	0	0	0	0	10	
25	BAILEY, Joey	0-0	0-0	0-0	0	1	1	4	0	0	0	0	0	9	
Team						1		4	5						
Totals		23-60		3-15		6-8		12		28		40		22	
FG % 1st Half:		9-34		26.5%		2nd half:		14-26		53.8%		Game:		23-60	
3FG % 1st Half:		2-11		18.2%		2nd half:		1-4		25.0%		Game:		3-15	
FT % 1st Half:		3-4		75.0%		2nd half:		3-4		75.0%		Game:		6-8	

#15/16 Texas A&M 59 • 19-6, 7-4 SEC

#	Player	Total		3-Ptr		Rebounds			PF	TP	A	TO	Bk	Stl	Min
		FG-FGA	FG-FGA	FT-FTA	FT-FTA	Off	Def	Tot							
00	Khaaila Hillsman	3-7	0-0	3-4	5	2	7	2	9	0	1	0	0	20	
01	Courtney Williams	6-15	0-0	3-5	1	4	5	2	15	2	1	0	0	33	
01	Taylor Cooper	0-0	0-0	0-0	1	0	0	0	0	0	0	0	0	1	
11	Curtis Knox	2-7	1-1	3-8	2	2	4	3	8	5	3	0	2	39	
13	Chelsea Jennings	2-4	0-0	2-4	2	2	2	2	6	0	1	2	4	26	
23	Rachel Mitchell	0-0	0-0	0-0	2	1	3	0	0	0	0	0	2	7	
33	Courtney Walker	6-18	0-0	2-3	0	7	7	1	14	1	5	0	1	40	
35	Achiri Ade	3-4	0-0	1-3	3	5	8	2	7	0	1	2	0	34	
Team						2		2	4						
Totals		22-55		1-1		14-27		15		25		40		12	
FG % 1st Half:		11-28		39.3%		2nd half:		11-27		40.7%		Game:		22-55	
3FG % 1st Half:		1-1		100.0%		2nd half:		0-0		0.0%		Game:		1-1	
FT % 1st Half:		7-13		53.8%		2nd half:		7-14		50.0%		Game:		14-27	

Officials: Felicia Ginter, Bill Laranee, Nick Marshall
Technical fouls: ARKANSAS-None. #15/16 Texas A&M-None.
Attendance: 4443

Score by periods	1st	2nd	Total
ARKANSAS	23	32	55
#15/16 Texas A&M	30	29	59

Last FG - AR 2nd-00:43, TAMU 2nd-01:43.
Largest lead - AR by 6 1st-15:20, TAMU by 10 2nd-18:20.
AR led for 08:26, TAMU led for 27:32, Game was tied for 04:01.

Points	In	Off	2nd	Fast	Bench
AR	22	5	8	3	2
TAMU	28	12	10	4	19

Score tied - 5 times.
Lead changed - 4 times.

26 - ARKANSAS 63, LSU 41 FEB. 22, 2015 || BUD WALTON ARENA || FAYETTEVILLE, ARK.

ARKANSAS 54 • 15-9, 5-7 SEC

#	Player	Total		3-Ptr		Rebounds			PF	TP	A	TO	Bk	Stl	Min
		FG-FGA	FG-FGA	FT-FTA	FT-FTA	Off	Def	Tot							
00	JACKSON, Jessica	8-14	0-2	2-2	1	6	7	0	16	1	6	0	1	35	
42	BOWEN, Jhasmin	8-11	0-0	1-2	3	3	6	4	17	2	1	0	0	30	
11	BERNA, Calli	1-2	1-2	0-0	0	8	1	3	8	1	0	1	0	3	40
15	BROOKS, Kelsey	1-11	0-3	3-6	1	4	5	1	6	2	1	1	1	32	
33	WOLFF, Melissa	3-9	0-0	0-0	2	7	9	2	6	4	1	1	3	31	
14	BOSTAD, McKinley	1-3	1-2	0-0	0	0	0	0	3	0	0	0	0	10	
21	POWELL, Katie	0-1	0-0	0-0	0	0	0	0	1	0	0	0	1	0	1
25	BAILEY, Joey	1-2	0-0	0-0	0	0	0	0	2	0	1	0	0	14	
32	WEST, Khadijah	0-1	0-0	0-0	1	2	3	2	0	0	0	0	1	7	
Team						1		1	2						
Totals		23-54		2-9		6-10		9		31		40		11	
FG % 1st Half:		14-30		46.7%		2nd half:		9-24		37.5%		Game:		23-54	
3FG % 1st Half:		1-6		16.7%		2nd half:		0-3		0.0%		Game:		2-9	
FT % 1st Half:		0-1		0.0%		2nd half:		6-9		66.7%		Game:		6-10	

AUBURN 36 • 9-16, 0-12 SEC

#	Player	Total		3-Ptr		Rebounds			PF	TP	A	TO	Bk	Stl	Min
		FG-FGA	FG-FGA	FT-FTA	FT-FTA	Off	Def	Tot							
44	TraCee Tanner	5-9	0-0	2-3	5	2	7	2	12	0	1	2	1	29	
10	Brandy Montgomery	1-14	0-6	0-0	1	1	2	1	2	0	1	1	0	26	
13	Katie Freking	0-12	0-6	0-0	0	3	3	1	0	1	1	0	2	30	
25	Neyda Pettitomme	3-8	1-5	0-0	0	2	2	0	7	1	5	0	1	21	
40	Khady Dieng	1-5	0-3	0-0	1	4	5	3	2	1	0	1	0	32	
15	Jazmine Jones	0-1	0-0	4-4	1	2	3	1	4	0	1	0	2	20	
22	Kiani Parker	1-1	0-0	0-0	1	0	1	0	2	0	0	0	0	12	
23	Jessica Jones	2-6	0-0	1-2	2	4	6	1	5	0	1	1	0	13	
35	Asia Roberson	0-2	0-0	0-0	2	4	0	2	0	1	1	0	1	11	
50	Cabriana Capers	0-1	0-0	0-0	0	0	0	2	0	1	0	0	0	6	
Team						2		3	5						
Totals		14-59		1-20		7-9		15		23		38		11	
FG % 1st Half:		8-28		28.6%		2nd half:		6-31		19.4%		Game:		14-59	
3FG % 1st Half:		1-9		11.1%		2nd half:		0-11		0.0%		Game:		1-20	
FT % 1st Half:		4-5		80.0%		2nd half:		3-4		75.0%		Game:		7-9	

Officials: Beverly Roberts, Brian Hall, Carla Fountain
Technical fouls: ARKANSAS-None. AUBURN-None.
Attendance: 2270

Score by periods	1st	2nd	Total
ARKANSAS	30	24	54
AUBURN	21	15	36

Last FG - AR 2nd-01:13, AU 2nd-00:05.
Largest lead - AR by 21 2nd-04:43, AU by 4 1st-17:44.
AR led for 27:43, AU led for 10:28, Game was tied for 01:46.

Points	In	Off	2nd	Fast	Bench
AR	30	13	9	10	5
AU	22	6	11	4	13

Score tied - 3 times.
Lead changed - 3 times.

27 - #13/15 KENTUCKY 56, ARKANSAS 51 FEB. 26, 2015 || BUD WALTON ARENA || FAYETTEVILLE, ARK.

#13/15 Kentucky 56 • 20-8, 9-6 SEC

#	Player	Total		3-Ptr		Rebounds			PF	TP	A	TO	Bk	Stl	Min		
		FG-FGA	FG-FGA	FT-FTA	FT-FTA	Off	Def	Tot									
00	Bishop, Azia	6	8	0	0	2	4	6	5	12	0	5	2	0	30		
05	O'Neill, Jennifer	5	14	1	4	0	0	7	7	1	11	0	4	1	39		
13	Goss, Bria	5	9	1	4	0	0	2	4	6	0	11	0	1	4	33	
15	Harper, Linnae	4	8	0	1	0	1	2	5	7	1	8	1	3	0	26	
25	Epps, Makayla	2	7	0	1	0	0	1	2	3	0	4	0	4	0	33	
05	Goodin-Rogers, Kyvin	0	1	0	1	0	2	1	0	1	1	0	0	2	0	5	
12	Sidney, Jelleah	0	0	0	0	0	0	1	1	1	0	0	0	0	0	3	
35	Jennings, Alexis	2	6	0	1	3	4	0	4	3	7	0	1	1	0	19	
45	Rice, Alyssa	1	1	0	0	1	1	0	3	3	2	3	0	0	2	1	
Team						2			0			2					
Totals		25-54		2-12		4-10		10		30		40		14		56	
FG % 1st Half: 14-32		43.8%		2nd half: 11-22		50.0%		Game: 25-54		46.3%		Deadball					
3FG % 1st Half: 1-6		16.7%		2nd half: 1-6		16.7%		Game: 2-12		16.7%		Rebound					
FT % 1st Half: 1-3		33.3%		2nd half: 3-7		42.9%		Game: 4-10		40.0%		3					

29 - ARKANSAS 72, OLE MISS 61
MARCH 5, 2015 || VERIZON ARENA || N. LITTLE ROCK, ARK.

ARKANSAS 72 - 17-12

#	Player	Total		3-Ptr		Rebounds			PF	TP	A	TO	Bk	St	Min		
		FG	FGA	FG	FGA	FT	FTA	Off								Def	
00	Jackson, Jessica	7	15	3	7	8	1	7	8	2	25	0	2	0	39		
30	Woff, Melissa	1	3	0	0	0	2	2	4	3	2	0	0	1	12		
42	Bowen, Jhasmin	3	7	0	0	3	6	2	2	4	9	2	1	0	36		
11	Berna, Calli	3	4	1	1	7	8	0	3	3	3	14	6	5	2	40	
16	Brooks, Kelsey	3	8	1	3	6	9	0	5	5	2	13	3	2	0	40	
14	Bostad, McKinley	2	6	1	4	4	4	0	4	2	9	0	1	0	0	30	
25	Bailey, Joey	0	0	0	0	0	0	0	0	0	0	0	0	0	0	3	
Team																	
Totals		19	41	6	15	28	35	7	26	33	15	72	11	12	1	4	200
FG % 1st Half: 8-24		33.3%		2nd half: 11-17		64.7%		Game: 19-41		46.3%		Deadball					
3FG % 1st Half: 2-4		50.0%		2nd half: 4-7		57.1%		Game: 6-15		40.0%		Rebounds					
FT % 1st Half: 11-13		84.6%		2nd half: 17-22		77.3%		Game: 28-35		80.0%							

OLE MISS 61 - 17-13

#	Player	Total		3 Pts		Rebounds			PF	TP	A	TO	Bk	St	Min												
		FG	FGA	FG	FGA	FT	FTA	Off								Def											
22	McCray, Danielle	4	10	0	0	2	2	5	4	8	1	0	1	0	22												
32	Falena, Tia	0	15	1	1	2	4	2	2	4	19	0	3	0	1	40											
09	Hayes, A'Queen	4	11	1	2	3	6	3	1	4	4	12	6	1	0	3	30										
06	Sisk, Erika	2	6	0	2	3	0	1	1	2	6	3	2	0	0	21											
12	Frizzell, Gracie	4	6	2	4	1	2	0	3	3	2	11	0	0	0	1	38										
00	Golden, Kara	0	0	0	0	0	0	0	0	0	0	0	0	0	0	0	0										
10	Joseph, Shaquille	1	3	1	3	0	1	2	3	1	3	0	0	0	0	9											
13	Porter, Sarah	0	3	0	3	0	0	0	0	0	3	0	0	0	0	13											
16	Briggs, Kelsey	0	2	0	1	0	1	1	2	1	0	0	0	0	0	1	7										
20	Singletary, Amber	0	1	0	1	0	0	0	0	0	1	1	0	0	0	10											
23	Sessom, Shandricka	1	5	0	0	0	1	1	5	2	0	2	0	0	0	9											
24	Hart, Brettia	0	0	0	0	0	1	0	1	2	0	0	0	0	0	1											
Team								3		2		1															
Totals		24-62		5-17		8-17		14		15		29		25		61		11		11		1		6		200	
FG % 1st Half: 11-30		36.7%		2nd half: 13-32		40.6%		Game: 24-62		38.7%																	
3FG % 1st Half: 3-8		37.5%		2nd half: 2-4		50.0%		Game: 5-17		29.4%																	
FT % 1st Half: 3-6		50.0%		2nd half: 6-12		50.0%		Game: 8-17		47.1%																	

Officials: Tina Napier, Beverly Roberts, Doug Knight
 Technical fouls: ARKANSAS-None, OLE MISS-None
 Attendance:

Score by periods	1st	2nd	Total
ARKANSAS	29	43	72
OLE MISS	28	33	61

Last FG - AR 2nd 03:17, OL 2nd 00:28
 Largest lead - AR by 14 2nd 00:44, OL by 7 1st 13:13
 AR led by 21-42, OL led by 14-25, Game was tied for 00:11

Score tied - 3 times
 Lead changed - 2 times

30 - #3/3 SOUTH CAROLINA 58, ARKANSAS 36
MARCH 6, 2015 || VERIZON ARENA || N. LITTLE ROCK, ARK.

ARKANSAS 36 - 17-13

#	Player	Total		3-Ptr		Rebounds			PF	TP	A	TO	Bk	St	Min		
		FG	FGA	FG	FGA	FT	FTA	Off								Def	Total
00	Jackson, Jessica	f	2-13	2-4	7-8	0	3	3	2	13	0	2	1	1	39		
30	Woff, Melissa	f	4-12	0-0	0-0	2	2	4	0	8	2	2	2	1	38		
42	Bowen, Jhasmin	f	1-5	0-0	0-0	4	2	6	5	2	2	1	0	0	24		
11	Berna, Calli	g	1-8	1-5	2-2	0	4	4	2	5	2	2	0	1	40		
16	Brooks, Kelsey	g	2-11	0-4	1-3	1	1	2	3	5	3	0	0	2	28		
14	Bostad, McKinley	f	1-3	1-2	0-0	0	2	0	2	0	3	0	0	0	11		
25	Bailey, Joey	f	0-0	0-0	0-0	1	1	0	0	1	0	0	0	0	2		
32	West, Khadijah	f	0-5	0-0	0-0	3	3	6	4	0	0	0	0	0	18		
Team						4	0	4									
Totals			11	57	4	15	10	15	14	18	32	16	9	8	3	5	200
FG % 1st Half: 7-21		33.3%		2nd half: 4-26		15.4%		Game: 11-57		19.3%		Deadball					
3FG % 1st Half: 3-7		42.9%		2nd half: 1-8		12.5%		Game: 4-15		26.7%		Rebounds					
FT % 1st Half: 0-0		0.0%		2nd half: 10-13		76.9%		Game: 10-15		66.7%							

SOUTH CAROLINA 58 - 28-2

#	Player	Total		3Ptr		Rebounds			PF	TP	A	TO	Bk	St	Min		
		FG	FGA	FG	FGA	FT	FTA	Off								Def	
24	Welch, Aleigha	3	6	0	0	0	1	3	4	3	6	2	2	3	1	35	
31	Dozier, Asia	3	5	0	1	0	0	2	2	1	6	1	1	0	0	21	
33	Ibiam, Elem	4	8	0	0	1	4	5	9	1	7	0	2	4	1	21	
06	Sessions, Khadijah	0	9	0	1	0	0	3	3	3	0	3	0	0	0	19	
25	Mitchell, Tiffany	5	12	2	5	0	0	3	3	2	12	1	3	0	0	27	
01	Cuevas, Bianca	1	5	0	2	2	0	0	0	1	4	1	4	1	0	12	
02	Gaines, Olivia	0	1	0	0	0	0	1	1	1	0	0	0	0	0	4	
22	Wilson, Alva	2	4	0	4	2	5	7	1	8	1	2	4	0	0	19	
23	Roy, Tina	2	4	0	1	0	0	2	2	0	4	1	1	0	0	23	
40	White, Jatarie	0	0	0	0	0	1	0	1	0	0	0	0	0	0	2	
41	Coates, Alaina	5	10	0	1	1	4	4	8	1	11	0	1	2	1	17	
Team																	
Totals		24-54		2-10		6-12		31-44		14		58		16-13-15		4-200	
FG % 1st half: 13-38		34.2%		2nd half: 11-26		42.3%		Game: 24-54		44.4%						Deadball	
3FG % 1st half: 3-4		75.0%		2nd half: 0-4		0.0%		Game: 2-10		20.0%						Rebounds	
FT % 1st half: 2-4		50.0%		2nd half: 5-8		62.5%		Game: 6-12		50.0%						3/4	

Officials: Beverly Roberts, Denise Brooks, Roy Gubayan
 Technical fouls: ARKANSAS-None, SOUTH CAROLINA-None
 Attendance:

Score by periods	1st	2nd	Total
ARKANSAS	17	19	36
SOUTH CAROLINA	31	27	58

Last FG - AR 2nd 01:15, SC 2nd 00:44
 Largest lead - AR None, SC by 22 2nd 00:36
 AR led by 00:00, SC led by 30-42, Game was tied for 00:11

Score tied - 0 times
 Lead changed - 0 times

31 - ARKANSAS 57, #22/25 NORTHWESTERN 55
MARCH 20, 2015 || FERRELL CENTER || WACO, TEXAS

ARKANSAS 57 - 18-13

#	Player	Total		3-Ptr		Rebounds			PF	TP	A	TO	Bk	St	Min				
		FG	FGA	FG	FGA	FT	FTA	Off								Def			
00	JACKSON, Jessica	4	16	3	8	3	4	1	7	8	1	14	4	2	2	38			
33	WOLFF, Melissa	6	12	0	0	1	4	9	6	15	1	13	1	0	1	40			
42	BOWEN, Jhasmin	5	13	0	0	2	3	0	3	3	2	12	1	2	0	32			
11	BERNI, Calli	9	18	1	5	0	0	3	2	5	3	6	3	0	2	40			
15	BROOKS, Kelsy	9	13	5	13	0	3	5	6	2	15	4	2	0	4	35			
14	BOSTAD, McKinley			0	2	0	1	0	0	0	0	1	1	1	0	5			
21	PCWELL, Katie			0	1	0	0	0	1	1	0	1	0	0	0	2			
25	BAILEY, Joey			0	1	0	0	0	0	1	1	0	1	0	0	8			
Team								2	1	3									
Totals				21	66	4	17	11	19	20	22	42	11	57	18	10	4	10	200
FG % 1st Half		8-34	23.5%	2nd half	13-32	40.6%	Game:	21-66	31.8%										Deshaun
3PT % 1st Half		2-10	20.0%	2nd half	2-7	28.6%	Game:	2-17	11.8%										23.0%
FT % 1st Half		5-6	83.3%	2nd half	6-13	46.2%	Game:	11-19	57.9%										

THE LAST TIME ...

- > Scored 100 points at home
100, MVSU, 12-28-13
- > Scored 100 points on the road
108, Baylor (3-6-91; SWC Tourn., Dallas, Texas)
- > Scored 90 points on the road
91, (91-80 Win in 3OT, 2-10-13, at Alabama)
- > Scored 70-79 points on the road
72, vs. Binghamton (at New Mexico) (11-30-13)
- > Allowed 100 points
100, #3 Connecticut (11-14-1998)
- > Allowed 80+ points
85, South Dakota State, 12-4-14 (L, 75-80 OT)
- > Allowed 70-79 points
73, at #5/6 Baylor, 3-22, 2015 (NCAA Tournament)
- > Allowed 69-60 points
64, Oklahoma (12-21-14); No. 18/20 Rutgers (12-7-14)
- > Held opponent to 60-50 points
55, No. 22/25 Northwestern, 3/20/15
- > Held opponent to 40-49 points
44, at #5/6 Baylor, 3-22, 2015 (NCAA Tournament)
- > Held opponent to 39-30
36, at Auburn, 2-15-15
- > Held opponent under 45 points three cons. games
45, SHSU (11-8-13, W 81-45); 33 ORU (11-13-13, W 91-33);
45, Furman (11-16-13, W, 74-45)
- > Held and SEC opponent under 50 points in three cons. games
47, Auburn (1-29-15, W, 52-47); 42, Alabama (2-1-15, W, 53-42); #24/21 Georgia (2-9-15, W, 54-48)
- > Held opponent to 29 points or less
23, Binghamton, 11-30-13
- > Scored 90-99 points
91, ORU, 11-13-13
- > Scored 80-89 points
81, vs. Tulsa, 12-10-13
- > Scored 70-79 points
73, vs. Missouri (1-18-15)
- > Scored 60-69 points
63, LSU (2/22/15)
- > Was held to 60-50
57, No. 22/25 Northwestern, 3/20/15
- > Was held to 49-40
44, at #5/6 Baylor, 3-22, 2015 (NCAA Tournament)
- > Was held to 39-20
34, at No. 13/12 Georgia (L 66-34, 2-21-13)
- > Was held to 20 or less
N/A
- > Held an opponent under 15 points in a half
15, at Auburn, 2-15-15 (second half)
- > Won an overtime game
91-80 Win in 3OT, 2-10-13, at Alabama
- > Lost an overtime game
South Dakota State, 12-4-14 (L, 75-80 OT)
- > Won a double overtime game
73-72, vs. Florida (1-29-12)
- > Lost a double overtime game
N/A
- > Won a triple overtime game
91-80 Win in 3OT, 2-10-13, at Alabama
- > Played consecutive overtime games
2/7/13 (80-74 loss to Kentucky) and 2/10/13 (91-80 3OT win vs. Alabama)
- > Won a regular season tournament
New Mexico Tournament (Nov. 29-30, 2013)
- > Made 30-39 field goals
38, MVSU, 12-28-13
- > Made 20-29 field goals
21, No. 22/25 Northwestern, 3/20/15
- > Made 10-19 field goals
15, at #5/6 Baylor, 3-22, 2015 (NCAA Tournament)
- > Held opponent under 15 field goals
14, at Auburn, 2-15-15
- > Made 10 three-point field goals
12, Northwestern State, 11-23-14
- > Did not make a three point basket (began in 1986)
0-10, at Mississippi State (L 44-47), 2-3-13
- > Made 30 free throws
38 at Florida (38-54); (2-22-04)

- > Made 15+ Free Throws
24, LSU (2/22/15)
- > Shot 40-49 or better from the field
45.1 (23-51), LSU (2/22/15)
- > Shot 50-59 or better from the field
54.3 (38-70), MVSU, 12-28-13
- > Shot 60 percent or better from the field
.600 (36-60) vs. Ole Miss (W, 93-52; 3-3-13)
- > Held to less than 40 percent from the field
.31.8 (21-66), No. 22/25 Northwestern, 3/20/15
- > Held to less than 30 percent from the field
.246 (15-61), at #5/6 Baylor, 3-22, 2015 (NCAA Tournament)
- > Held to less than 20 percent from the field
.182 (10-55), vs. No. 6/7 Tennessee (1-8-12; L, 38-69)
- > Allowed opponent to shoot over 50% from the field
.521 (25-48), #2/2 South Carolina (2/19/15)
- > Held opponent to less than 40% from the field
.345 (19-55), at Missouri, 3-2-15
- > Held opponent to less than 30% from the field
.274 (17-62), LSU (2/22/15)
- > Held opponent to less than 20% from the field in a single half:
.136 (3-22), First Half, Binghamton, 11-30-13
.200 (5-25), First Half, MVSU, 12-28-13
.200 (5-25), First Half, Grambling State, 12-29-14
- > Held opponent under 15 from three-point distance
.000, No. 18/20 Rutgers (0-3), 12-7-14
.000, No. 5/8 Texas A&M (0-5), 1-4-15
.100, Auburn (1-10), 1-29-15
- > Had 70+ rebounds
74, Mississippi Valley State (11-24-89)
- > Had 60-69 rebounds
65, Grambling State, 12-29-14
- > Had 50-59 rebounds
51, No. 17/16 Iowa (Las Vegas) (11-28-14)
- > Had five or more blocked shots in a game
6, LSU (2/22/15)
- > Had 20 or more assists in a game
29, MVSU, 12-28-13
- > Had 20 or more steals in a game
20, ORU (11-13-13)
- > Had 15 or more steals in a game
18, Oregon, (11-25-12, W 79-67)
- > Had 10 or more steals in a game
10, at #5/6 Baylor, 3-22, 2015 (NCAA Tournament)
- > Had 20 or more turnovers in a game
23, at No. 13/12 Georgia (L 66-34, 2-21-13)
- > Forced 20 or more turnovers in a game
20, #24/21 Georgia, 2-9-15
- > Forced 25 or more Turnovers in a game
25, Alabama, 2-13-15
- > Defeated a ranked team
57-53, at #19/18 LSU, 2-23-14
77-76, #17/16 Iowa (Las Vegas), 12-18-14
54-48, #24/21 Georgia, 2-9-15
57-55, No. 22/25 Northwestern, 3/20/15
- > Defeated a ranked team on the road
57-53, at #19/18 LSU, 2-23-14
77-76, #17/16 Iowa (Las Vegas), 12-18-14
- > All-time SEC record
122-206 (24 years)
- > All-time SEC win streak
8 games (1-15-12: Auburn through 2-15-12: at Auburn)
- > All-time SEC home win streak
5 games (1-15-12: Auburn through 2-9-12: South Carolina)
- Missouri, 23 at Florida, 24 at Georgia, 31 vs. Ole Miss, 23 at Kentucky, 25 at LSU)
- > Scored double figures in 12 consecutive games
Kelsey Brooks, Nicholls-Grambling (2014-15 season)
- > Scored double figures in 12 consecutive games
Jessica Jackson, 2/1/15 - Present
- > Scored 23+ points in three consecutive games
Jessica Jackson (24 at Georgia 1-16-14, 31 vs. Ole Miss 1-19-14, 23 at Kentucky 1-26-14)
- > Three players scored double figures in 1 game
at #15/16 Texas A&M (2/12/15) (Jackson, Brooks, Bowen)
- > Four players scored double figures in 1 game
#22/25 Northwestern (Jackson, Wolff, Bowen, Brooks)
- > Four players scored doubles figures in 1 game for 4 consecutive games
12-6-12 - 12-21-12; vs. Kansas, Furman, Mississippi Valley State, and Northwestern State
- > Five players scored double figures in 1 game
100-54 W, MVSU, 12-28-13 (Bowen 19, Jackson 15, Peak, 12, Adams 11, Fausurier 10)
- > Made 10+ field goals in a game
10, Keira Peak vs. Missouri, 3-2-14
- > Attempted 15-20 field goals in a game
19, Jessica Jackson, #2/2 South Carolina (2/19/15)
- > Attempted 20+ field goals in a game
22, Jessica Jackson, #5/8 Texas A&M, 1-4-15
- > Attempted 10 free throws in a game
12, Kelsey Brooks, vs. Missouri (1-18-15)
- > Made 5 or more three-pointers in a game
5, Jessica Jackson at #19/18 LSU, 2-23-14
- > Attempted 10+ three-pointers in a game
11, Bria Pitts at #19/18 LSU, 2-23-14
- > Had 10-14 rebounds
11, Jessica Jackson, at Missouri, 3-2-15
- > Had 15+ rebounds
15, Melissa Wolff, No. 22/25 Northwestern, 3/20/15
- > Had 10 offensive rebounds
Records go back to 2005-06 and NA
- > Had 10 defensive rebounds
11, Jessica Jackson, LSU (2/22/15)
- > Had 10+ assists
12, Calli Berna vs. Ole Miss, 1-19-14
- > Had 10+ assists in consecutive games
Calli Berna (11 vs. No. 10/8 Kentucky 2/7/13 and 11 at Alabama 2/10/13)
- > Had 5+ blocks in a game
(3x) 5, Jessica Jackson (v ORU, 11-13-13); (#25 Vanderbilt, 2-20-14); (at Tulsa, 12-14-14)
- > Had 10 or more blocks in a game
9, Robyn Irwin vs. SMSU, 12-19-88 (school record)
- > Had 5 or more steals in a game
5, Kelsey Brooks vs. Alabama, 2-13-15
- > Had a double-double
13/15 Melissa Wolff, No. 22/25 Northwestern, 3/20/15
- > Had a double-double in two straight games
2014-15 Melissa Wolff (17/13 vs. Nicholls, 11-14-14);
14/10 vs. Savannah State, 11-16-14)
- > Had two players record a double-double
2014, Nicholls, 11-14-14
17 pts/13 reb, Melissa Wolff, Nicholls, 11-14-14
12 pts/10 reb, Jhasmin Bowen, Nicholls, 11-14-14
2015, at Missouri, 3-2-15
19 pts/11 reb, Jessica Jackson
22 pts/10 reb, Jhasmin Bowen
- > Had six double-doubles in a season
Melissa Wolff, 2014-15 (Nicholls, Savannah State, Richmond, Grambling State, Tennessee, Northwestern)
- > Had 10+ double-doubles in a season
2006-07, Lauren Ervin (14)
- > Had a triple-double
14 pts, 13 reb, 12 asts, C'eira Ricketts vs. Auburn (1-18-2009)

THE LAST TIME A RAZORBACK PLAYER:

- > Scored 20+ points
20, Kelsey Brooks, LSU (2/22/15)
- > Scored 25+ points
25, Jessica Jackson at #19/18 LSU, 2-23-14
- > Scored 30+ points
31, Jessica Jackson vs. Ole Miss, 1-19-14
- > Scored 20+ points seven times in a season
Jessica Jackson, 2013-14 (22 vs. MTSU, 22 at

DOUBLE DOUBLES

(SINCE 2005-06)

2014-15

BOWEN, Jhasmin	12 pts, 10 reb; NICHOLLS, 11/14/14 17 pts, 12 reb; at Tulsa, 12/14/14 11 pts, 10 reb; at Missouri, 3/1/15
BROOKS, Kelsey	19 pts, 12 reb; NORTHWESTERN STATE, 11/23/14
JACKSON, Jessica	19 pts, 12 reb; SAVANNAH STATE, 11/16/14 18 pts, 10 reb; #5/8 TEXAS A&M, 1/4/15 14 pts, 11 reb; at Alabama, 02/01/15 17 pts, 13 reb; LSU, 02/22/15 19 pts, 11 reb; at Missouri, 3/1/15
WOLFF, Melissa	17 pts, 13 reb; NICHOLLS, 11/14/14 14 pts, 10 reb; SAVANNAH STATE, 11/16/14 15 pts, 11 reb; vs Richmond, 11/29/14 12 pts, 10 reb; GRAMBLING STATE, 12/29/14 10 pts, 10 reb; #7/8 TENNESSEE, 01/11/15 13 pts, 15 reb; at #22/25 Northwestern, 03/19/15

2013-14

BERNA, Calli	12 pts, 11 ast; vs Southeast Missouri, 11-29-13
BOWEN, Jhasmin	15 pts, 12 reb; NWLA, 12-7-13
JACKSON, Jessica	18 pts, 11 reb; TENNESSEE TECH, 12-20-13 23 pts, 10 reb; at Florida, 01-09-14 31 pts, 10 reb; OLE MISS, 01-19-14 19 pts, 12 reb; AUBURN, 02-02-14 21 pts, 11 reb; vs OLE MISS, 03-05-14 10 pts, 10 reb; at #19/18 LSU, 02-23-14 14 pts, 12 reb; at Mizzou, 01-05-14 11 pts, 10 reb; MISSOURI, 03-02-14
PEAK, Keira	
WOLFF, Melissa	

2012-13

BERNA, Calli	12 pts, 11 ast; at Alabama, 02/10/13
BOWEN, Jhasmin	14 pts, 10 reb; JACKSON STATE, 11/9/12 13 pts, 10 reb; at Oral Roberts, 11/19/12
PEAK, Keira	17 pts, 14 reb; at Tulsa, 11/15/12 24 pts, 10 reb; vs Oregon, 11/25/12
WATKINS, Sarah	10 pts, 10 reb; #17 KANSAS, 12/6/12 22 pts, 10 reb; COPPIN STATE, 12/28/12 12 pts, 10 reb; TULANE, 03/24/13
WILLIAMS, Quistelle	12 pts, 10 reb; at Tulsa, 11/15/12 10 pts, 11 reb; COPPIN STATE, 12/28/12 13 pts, 12 reb; LSU, 01/10/13 16 pts, 14 reb; at Mississippi State, 02/03/13 12 pts, 11 reb; at Alabama, 02/10/13 12 pts, 11 reb; MEMPHIS, 03/21/13

2011-12

DANIELS, Ashley	10 pts, 14 reb; at Mississippi State, 01-26-12 10 pts, 16 reb; MISSISSIPPI STATE, 02-19-12 12 pts, 13 reb; TEXAS-ARLINGTON, 11-16-11
ROBINSON, Dominique	

2010-11

DANIELS, Ashley	12 pts, 11 reb; TENNESSEE STATE, 11-23-10 17 pts, 11 reb; vs High Point, 11-26-10 15 pts, 10 reb; FURMAN, 12-28-10 22 pts, 11 reb; AUBURN, 02-13-11 10 pts, 10 reb; at Ole Miss, 2-17-11 16 pts, 10 reb; SIU-EDWARDSVILLE, 03-10-11 11 pts, 13 reb; LAMAR, 03-17-11 20 pts, 11 reb; at UTAH, 12-04-10 12 pts, 11 reb; at Ole Miss, 2-17-11 22 pts, 10 reb; ORAL ROBERTS, 12-16-10 10 pts, 10 reb; at LSU, 01-27-11 16 pts, 14 reb; at Georgia, 02-03-11 10 pts, 10 reb; SOUTH CAROLINA, 02-06-11 12 pts, 10 reb; AUBURN, 02-13-11 25 pts, 14 reb; LAMAR, 03-17-11
RICKETTS, C'eira	
WATKINS, Sarah	

2009-10

DANIELS, Ashley	16 pts, 17 reb; SAM HOUSTON STATE, 12-29-09
WILLIAMS, Quistelle	13 pts, 11 reb; at South Carolina, 02-14-10

2008-09

BRERETON, Ayana	10 pts, 12 reb; at Mississippi State, 01/25/09
JONES, Whitney	12 pts, 11 reb; at Memphis, 12/03/08 22 pts, 10 reb; NORTH DAKOTA, 12/09/08 10 pts, 17 reb; at Vanderbilt, 01/29/09 23 pts, 10 reb; at Auburn, 03/01/09 19 pts, 10 reb; vs Ole Miss, 03/05/09 22 pts, 11 reb; OKLAHOMA STATE, 03/23/09 20 pts, 15 reb; at Vanderbilt, 01/29/09 15 pts, 10 reb; at Memphis, 12/03/08 14 pts, 13 reb, 12 ast; AUBURN UNIVERSITY, 01/18/09 13 pts, 10 ast; at Georgia, 02/08/09 11 pts, 12 reb; at Florida, 02/19/09 16 pts, 10 reb; vs Ole Miss, 03/05/09
McCRAY, Ashley	
RICKETTS, C'eira	
TRIPLE DOUBLE	

2007-08

BRERETON, Ayana	11 pts, 11 reb; MISSISSIPPI STATE, 01-27-08 23 pts, 11 reb; AUBURN, 02-10-08 17 pts, 10 reb; vs Georgia Southern, 11-23-07 20 pts, 16 reb; at Missouri, 11-28-07 15 pts, 12 reb; CLEMSON, 12-02-07 19 pts, 15 reb; SAM HOUSTON, 12-04-07 23 pts, 12 reb; ST. LOUIS, 12-15-07 23 pts, 13 reb; MEMPHIS, 12-18-07 16 pts, 13 reb; vs Delaware, 12-29-07 16 pts, 16 reb; vs Marquette, 12-30-07 11 pts, 11 reb; TEXAS TECH, 01-05-08 17 pts, 12 reb; at Missouri, 11-28-07 11 pts, 10 reb; TEXAS TECH, 01-05-08 16 pts, 10 reb; FLORIDA, 01-20-08 13 pts, 11 reb; vs Northwestern State, 12-13-07 16 pts, 10 ast; KENTUCKY, 02-24-08
ERVIN, Lauren	
JONES, Whitney	
PFEIFER, Sarah	
VAUGHN, Brittney	

2006-07

ERVIN, Lauren	13 pts, 11 reb; at Clemson, 11/10/06 18 pts, 13 reb; WICHITA STATE, 11/20/06 13 pts, 12 reb; PORTLAND STATE, 12/01/06 11 pts, 17 reb; SMU, 12/13/06 17 pts, 16 reb; CINCINNATI, 12/28/06 12 pts, 14 reb; at Saint Louis, 12/30/06 19 pts, 13 reb; at Auburn, 01/14/07 20 pts, 10 reb; ALABAMA, 01/18/07 10 pts, 20 reb; at Florida, 01/21/07 22 pts, 12 reb; MISSISSIPPI, 02/04/07 11 pts, 10 reb; at Kentucky, 02/18/07 11 pts, 11 reb; TENNESSEE, 02/22/07 14 pts, 12 reb; at Georgia, 02/25/07 12 pts, 11 reb; vs Kentucky, 03/01/07 15 pts, 12 reb; at Miss State, 02/01/07 12 pts, 10 ast; SMU, 12/13/06 13 pts, 10 ast; at Saint Louis, 12/30/06
PFEIFER, Sarah	
VAUGHN, Brittney	

2005-06

HOBBS, Melissa	19 pts, 11 reb; TULSA, 12/1/05
JONES, Whitney	21 pts, 10 reb; UMKC, 12/4/05
MOORE, Kristin	14 pts, 14 reb; vs Nicholls State, 12/15/05 15 pts, 10 reb; at Miss State, 1/5/06

CAREER RECORDS

POINTS

NAME (CAREER)	YR	GP	PTS
1. Bettye Fiscus (81-85)	4	112	2,073
2. Shameka Christon (00-04)	4	123	1,951
3. Del. DeHorney (87-91)	4	115	1,785
4. Kimberly Wilson (93-97)	4	120	1,733
5. Shelly Wallace (85-89)	4	119	1,583
6. Wendi Willits (97-01)	4	131	1,574
7. C'eira Ricketts (09-12)	4	129	1,537
8. Christy Smith (94-98)	4	111	1,459
9. Karyn Karlin (96-00)	4	111	1,441
10. Tracy Webb (83-87)	4	117	1,403
11. Dana Cherry (99-03)	4	130	1,389
12. Sarah Watkins (10-13)	4	130	1,386
13. Sytia Messer (95-99)	4	128	1,379
14. Lyndsay Harris (09-12)	4	123	1,347
15. India Lewis (99-03)	4	128	1,308
16. Cheryl Orcholski (80-84)	4	123	1,239
17. Juliet Jackson (86-90)	4	120	1,213
18. Amber Nicholas (88-92)	4	117	1,209
19. Stephanie Bloomer (91-95)	4	105	1,159
20. Amanda Holley (81-84)	3	94	1,154

1,000 POINT CLUB

21. Monica Brown (83-87)	4	103	1,145
22. Kelly Johnson (92-96)	4	113	1,109
23. Blair Savage (89-93)	4	114	1,072
24. Sarah Pfeifer (02-08)	6	124	1,056
25. Kim Bunge (79-83)	4	114	1,047
26. Lonniya Bragg (97-01)	4	129	1,036
27. Jessica Jackson (14-pres.)	2	62	962
28. Whitney Jones (05-09)	4	119	961
29. Keira Peak (11-14)	4	126	936
30. Charity Ford (07-10)	4	117	917
31. Rochelle Vaughn (02-06)	4	120	894
32. Jhasmin Bowen (12-15)	4	108	861
33. Lanell Dawson (85-87)	2	59	858
34. Shea Henderson (90-94)	4	92	807
35. Ashley Daniels (09-10)	4	124	785
36. Brittney Vaughn (04-08)	4	129	750
37. Karen Jones (94-98)	4	125	748
38. Sheila Burkes (83-87)	4	115	742
Lita Stricklin (78-80)	2	45	742
40. Calli Berna (12-15)	4	128	741
41. Qiustelle Williams (10-13)	4	116	714
42. Amy Wright (98-02)	4	131	703
43. Monica Van Parys (78-82)	4	103	700
44. Kristin Peoples (03-06)	3	71	683
45. Shaka Massey (95-97)	2	60	676
46. Lauren Ervin (06-08)	2	47	651
47. M. Lackey-Vining (76-78)	2	39	642
48. Tennille Adams (95-99)	4	127	637
49. Kelsey Brooks (14-pres.)	2	62	633
50. Lakishia Harper (99-03)	4	125	607
51. Robyn Irwin (86-89)	3	74	606
52. Connie Fitzgerald (79-83)	4	116	595
53. Christi Willson (87-91)	3	87	587
54. Ruby Vaden (02-05)	3	70	585
55. Allyson Twigg (90-95)	4	104	571
56. Treva Christensen (94-99)	4	118	560
57. Yolanda Dickson (90-94)	4	97	558
58. Bronwyn Wynn (85-87)	2	61	538
59. Melissa Wolff (13-pres.)	3	94	536
60. Tammy Siefkes (79-81)	2	48	524

REBOUNDS

NAME (CAREER)	YR	GP	REB
1. Shelly Wallace (85-89)	4	119	1,013
2. Bettye Fiscus (81-85)	4	112	785
3. Ashley Daniels (09-10)	4	124	715
4. Shameka Christon (00-04)	4	123	714
5. Whitney Jones (05-09)	4	119	697
6. Stephanie Bloomer (91-95)	4	105	691
7. Monica Brown (83-87)	4	103	684
8. Amanda Holley (81-84)	3	94	683
9. Blair Savage (89-93)	4	114	675
10. C'eira Ricketts (09-10)	4	129	664
11. Lonniya Bragg (97-01)	4	129	658
12. Karyn Karlin (96-00)	4	111	647
13. Del. DeHorney (87-91)	4	115	644
14. Kim Bunge (79-83)	4	114	636
15. Sheila Burkes (83-87)	4	115	615
16. Keira Peak (11-14)	4	126	611
17. Sarah Watkins (10-13)	5	130	604
18. Sytia Messer (95-99)	4	128	603
19. Dana Cherry (99-03)	4	130	563
20. Qiustelle Williams (10-13)	4	116	548
21. Kelly Johnson (92-96)	4	113	534
22. Monica Van Parys (78-82)	4	103	527
23. Calli Berna (12-15)	4	128	512
24. Jhasmin Bowen (12-15)	4	108	503
25. Sarah Pfeifer (02-08)	6	129	502
26. Melissa Wolff (13-pres.)	3	94	501
27. Kimberly Wilson (93-97)	4	120	499
Karen Jones (94-98)	4	125	499
29. Lauren Ervin (06-08)	2	47	495
30. Erma Greer (82-85)	4	111	483
31. Yolanda Dickson (90-94)	4	97	459
32. Amber Nicholas (88-92)	4	117	428
33. Kristin Moore (01-05)	4	89	423
34. Rochelle Vaughn (02-06)	4	120	419
35. Tennille Adams (95-99)	4	127	396
36. Tracy Webb (83-87)	4	117	388
37. Joy Dillard (76-79)	3	53	381
Jessica Jackson (14-pres.)	2	62	381
39. Wendi Willits (97-01)	4	131	373

ASSISTS

NAME (CAREER)	YR	GP	AST
1. Amy Wright (98-02) *	4	131	717
2. Calli Berna (12-15)	4	128	667
3. Amber Nicholas (88-92)	4	117	538
4. C'eira Ricketts (09-12)	4	129	516
5. Christy Smith (94-98)	4	111	507
6. Tracy Webb (83-87)	4	117	444
7. Brittney Vaughn (04-08)	4	129	424
8. Rochelle Vaughn (02-06)	4	120	421
9. Donna Wilson (87-89)	2	58	332
Kimberly Wilson (93-97)	4	120	332
11. Cheryl Orcholski (80-84)	4	123	323
12. Juliet Jackson (86-90)	4	120	313
13. India Lewis (99-03)	4	128	276
14. Christi Willson (87-91)	3	87	268
15. Lynday Harris (09-10)	4	123	265
16. Lakishia Harper (99-03)	4	125	257
17. Shea Henderson (90-94)	4	92	252
18. Blair Savage (89-93)	4	114	233
19. Kristin Peoples (03-06)	3	71	229
20. Wendi Willits (97-00)	4	131	228
21. Sally Moore (89-91)	2	61	215

22. Doris Gaiser (81-85)	4	119	210
23. Sytia Messer (95-99)	4	128	208

*--Also ranks sixth all-time in SEC history

FIELD GOALS MADE

NAME (CAREER)	YR	GP	FGM
1. Bettye Fiscus (81-85)	4	112	794
2. Shameka Christon (00-04)	4	123	726
3. Del. DeHorney (87-91)	4	115	667
4. Shelly Wallace (85-89)	4	119	621
5. Kimberly Wilson (93-97)	4	120	616
6. C'eira Ricketts (09-10)	4	129	606
7. Karyn Karlin (96-00)	4	111	553
8. Dana Cherry (99-00)	4	130	563
9. Sarah Watkins (10-13)	4	130	517
10. Tracy Webb (83-87)	4	117	509
11. Wendi Willits (97-01)	4	131	505
12. Juliet Jackson (86-90)	4	120	500

FIELD GOAL ATTEMPTS

NAME (CAREER)	YR	GP	FGA
1. Shameka Christon (00-04)	4	123	1,641
2. Bettye Fiscus (81-85)	4	112	1,591
3. C'eira Ricketts (09-12)	4	129	1,498
4. Kimberly Wilson (93-97)	4	120	1,394
5. Wendi Willits (97-01)	4	131	1,260
6. Sytia Messer (95-99)	4	128	1,244
Lyndsay Harris (09-12)	4	123	1,244
8. Dana Cherry (99-03)	4	130	1,212
9. Karyn Karlin (96-00)	4	111	1,180
10. Tracy Webb (83-87)	4	117	1,131
11. Juliet Jackson (86-90)	4	120	1,128
Sarah Watkins (10-13)	4	130	1,228
13. India Lewis (99-03)	4	128	1,120

FIELD GOAL PCT. (MIN. 300 FGA)

NAME (CAREER)	FG/FGA	PCT
1. Del. DeHorney (87-91)	667-1096	.609
2. Karen Jones (94-98)	238-408	.583
3. Shelly Wallace (85-89)	621-1074	.578
4. Lonniya Bragg (97-01)	405-727	.557
5. Lauren Ervin (06-08)	257-465	.553
6. Shaka Massey (95-97)	281-514	.547
7. Lanell Dawson (85-87)	354-666	.535
8. Monica Brown (83-87)	473-912	.519
9. Sally Moore (89-91)	159-307	.518
10. Sha Hopson (90-92)	198-388	.510

FREE THROWS MADE

NAME (CAREER)	YR	GP	FTM
1. Bettye Fiscus (81-85)	4	112	485
2. Christy Smith (94-98) *	4	111	461
3. Del. DeHorney (87-91)	4	115	451
4. Tracy Webb (83-87)	4	117	384
5. Shelly Wallace (85-89)	4	119	341
6. Shameka Christon (00-04)	4	123	335
7. Karyn Karlin (96-00)	4	111	333
8. Sytia Messer (95-99)	4	128	329
9. Steph. Bloomer (91-95)	4	105	320
10. Sarah Watkins (10-13)	4	130	311
11. Dana Cherry (99-03)	4	130	293

* -- Ranks 10th in SEC history

FREE THROW ATT.

	NAME (CAREER)	YR	GP	FTA
1.	Del. DeHorney (87-91)	4	115	648
2.	Bettye Fiscus (81-85)	4	112	622
3.	Christy Smith (94-98)	4	111	551
4.	Tracy Webb (83-87)	4	117	526
5.	Shelly Wallace (85-89)	4	119	518
6.	Shameka Christon (00-04)	4	123	488
7.	Sytia Messer (95-99)	4	128	458
8.	Steph. Bloomer (91-95)	4	105	454
9.	Karyn Karlin (96-00)	4	111	453
10.	Sarah Watkins (10-13)	4	130	431
11.	Kim Bunge (79-83)	4	114	405

FREE THROW PCT. (MIN. 100 FTA)

	NAME (CAREER)	FG/FGA	.PCT
1.	Amber Nicholas (88-92)	174-206	.845
2.	Christy Smith (94-98)	461-551	.837
3.	India Lewis (99-03)	213-259	.822
4.	Wendi Willits (97-01)	248-302	.818
5.	Kimberly Wilson (93-97)	234-287	.815
6.	Kelly Johnson (92-96)	227-279	.814
7.	Cheryl Orcholski (80-84)	221-275	.804
8.	Jessica Jackson (14-pres.)	210-264	.795
9.	Bettye Fiscus (81-85)	485-622	.780
10.	Donica Cosby (06-07)	81-105	.771
11.	Mary Munsch (80-84)	104-135	.770
12.	Angela Davis (91-93)	106-138	.768

THREE-POINT GOALS

	NAME (CAREER)	YR	GP	3PM
1.	Wendi Willits (97-01) *	4	131	316
2.	Lyndsay Harris (09-12)	4	123	283
3.	Kimberly Wilson (93-97) **	4	120	267
	India Lewis (99-03) **	4	128	267
5.	Christy Smith (94-98)	4	111	156
6.	Shameka Christon (00-04)	4	123	144
7.	Calli Berna (12-15)	4	128	133
8.	Rochelle Vaughn (02-06)	4	120	127
9.	Amber Nicholas (88-92)	4	117	121
10.	Sytia Messer (95-99)	4	128	112
11.	Dom. Washington (05-07)	2	59	109
12.	Charity Ford (07-10)	4	117	104
	Jessica Jackson (14-pres.)	2	62	104

* -- Ranks third in SEC history

** -- Tied for seventh in SEC history

THREE-POINT ATTEMPTS

	NAME (CAREER)	YR	GP	3PA
1.	Lyndsay Harris (09-12)	4	123	858
2.	India Lewis (99-03) *	4	128	787
3.	Wendi Willits (97-01) **	4	131	771
4.	Kimberly Wilson (93-97)	4	120	673
5.	Christy Smith (94-98)	4	111	465
6.	Rochelle Vaughn (02-06)	4	120	456
7.	Shameka Christon (00-04)	4	123	427
8.	Sytia Messer (95-99)	4	128	412
9.	Calli Berna (12-15)	4	128	409
10.	Charity Ford (07-10)	4	117	339
11.	Rochelle Vaughn (02-06)	3	92	318
12.	Dom. Washington (05-07)	2	59	306
13.	Amber Nicholas (88-92)	4	117	291

Player to Watch

	Jessica Jackson (14-pres.)	2	62	288
--	-----------------------------------	----------	-----------	------------

* -- Ranks fourth in SEC history

** -- Ranks fifth in SEC history

THREE-POINT PCT. (MIN. 150 3PA.)

	NAME (CAREER)	FG/FGA	.PCT
1.	Amber Nicholas (88-92)	112-291	.416
2.	Wendi Willits (97-01)	316-771	.409
3.	Kimberly Wilson (93-97)	267-673	.397
4.	Ayana Brereton (06-09)	66-170	.388
5.	Lisa Martin (87-89)	66-179	.368
6.	Jessica Jackson (14-pres.)	104-288	.361
7.	Dom. Washington (05-07)	109-306	.356
8.	India Lewis (99-03)	267-787	.339
9.	Shameka Christon (00-04)	144-427	.337
10.	Christy Smith (94-98)	156-465	.336
11.	Lyndsay Harris (09-12)	283/858	.330
12.	Calli Berna (12-15)	133-409	.325
13.	Charity Ford (07-10)	104-339	.307
14.	Leslie Howard (05-07)	71-230	.309
15.	Shanna Harmon (00-04)	77-261	.295

STEALS

	NAME (CAREER)	YR	GP	ST
1.	C'eira Ricketts (09-12)	4	129	320
2.	Tracy Webb (83-87)	4	117	293
3.	Christy Smith (94-98)	4	111	239
4.	Calli Berna (12-15)	4	128	223
5.	Amber Nicholas (88-92)	4	117	220
6.	India Lewis (99-03)	4	128	210
7.	Rochelle Vaughn (03-06)	4	120	207
8.	Shameka Christon (00-04)	4	123	206
9.	Bettye Fiscus (81-85)	4	112	205
	Connie Fitzgerald (79-83)	4	116	205
12.	Juliet Jackson (86-90)	4	120	195
13.	Amy Wright (98-02)	4	131	194

BLOCKED SHOTS

	NAME (CAREER)	YR	GP	BS
1.	Del. DeHorney (87-91)	4	115	235
2.	Sarah Watkins (10-13)	4	130	201
3.	Shameka Christon (00-04)	4	123	162
4.	Amanda Holley (81-84)	3	94	147
5.	Whitney Jones (05-09)	4	119	132
6.	Stephanie Bloomer (91-95)	4	105	126
7.	Kim Bunge (79-83)	4	114	116
8.	Lauren Ervin (06-08)	2	46	103
9.	Bronwyn Wynn (85-87)	2	58	81
10.	Karyn Karlin (96-00)	4	111	79
11.	Jessica Jackson (14-pres.)	2	62	78
12.	Melissa Wolff (13-pres.)	3	94	76
13.	Robyn Irwin (86-89)	3	74	73

SCORING AVERAGE

	NAME (CAREER)	GP	PTS	AVG
1.	Bettye Fiscus (81-85)	112	2073	18.5
2.	M. Lackey-Vining (76-78)	39	642	16.5
3.	Jessica Jackson (14-pres.)	30	485	16.2
4.	Lita Stricklin (78-80)	45	742	16.0
5.	Shameka Christon (00-04)	123	1951	15.9
6.	Del. DeHorney (87-91)	115	1785	15.5
	Jessica Jackson (14-pres.)	62	962	15.5
8.	LaNell Dawson (85-87)	59	858	14.5
9.	Kimberly Wilson (93-97)	120	1733	14.4
10.	Lauren Ervin (06-08)	47	651	13.9
11.	Shelly Wallace (85-89)	119	1583	13.3
12.	Karyn Karlin (96-00)	111	1441	13.0

REBOUNDING AVERAGE

	NAME (CAREER)	GP	REB	AVE
1.	Lauren Ervin (06-08)	47	495	10.5
2.	Shelly Wallace (85-89)	119	1013	8.5
3.	Lita Stricklin (78-80)	45	365	8.1
4.	Pat Keck (76-77)	16	126	7.9
5.	M. Lackey-Vining (76-78)	39	297	7.6
6.	Amanda Holley (81-84)	94	683	7.3
7.	Joy Dillard (76-79)	53	381	7.2
8.	Bettye Fiscus (81-85)	112	785	7.0
9.	Blair Savage (89-93)	114	771	6.8
10.	Monica Brown (83-87)	103	684	6.6

WENDI WILLITS

Three-Pointers

Since the introduction of the bonus basket for women's basketball in 1986, there has never been an outside shooter like Fort Cobb, Okla., native Wendi Willits -- either at Arkansas or in the Southeastern Conference. Willits broke the Arkansas career records of Kimberly Wilson early in her senior year, finishing her career just shy of the SEC's all-time record held by LSU's Cornelia Gayden. Willits has several SEC seconds to Gayden. Her 104 treys as a sophomore was one short of the SEC mark, and she ranks second for threes in a SEC game. Both prolific and accurate, she is No. 2 in attempts and No. 2 in percentage for a career at Arkansas. In 1999, she was top five in the NCAA in both three-pointers per game and percentage, earning her the Ed Steitz Award as the nation's top female three-point shooter.



INDIVIDUAL RECORDS

SCORING

MOST POINTS SCORED

Career: 2,073, Bettye Fiscus (1981-85)
Season: 692, Shelly Wallace (1988-89)
Game: 44, Shelly Wallace (vs. ORU, 12/12/88)
Half: 28, Shameka Christon (vs. Vandy, 3/2/02)

HIGHEST SCORING AVERAGE

Career: 18.5, (2,073 pts/112 g) Bettye Fiscus (1981-85)
Season: 23.1, (692 pts/30 g) Shelly Wallace (1988-89)

FIELD GOALS

MOST FIELD GOAL ATTEMPTS

Career: 1,641, Shameka Christon (2000-04)
Season: 500, Shameka Christon (2003-04)
Game: 27, Pat Keck (vs. N. Ark. Comm., 11/19/76)
Half: 16, Bettye Fiscus (vs. Alaska-Anch., 2/21/83)

MOST FIELD GOALS

Career: 794, Bettye Fiscus (1981-85)
Season: 267, Shelly Wallace (1988-89)
Game: 16, Shameka Christon (vs. Vandy, 3/2/02) &
Shelly Wallace (vs. ORU., 12/12/88)
Half: 10, Shameka Christon (vs. LSU, 2/10/02)

BEST FIELD GOAL PERCENTAGE

(MIN. 10 GAME/5 HALF)

Career: .609 (667-1,096), Delmonica DeHorney (1987-91)
Season: .632 (227-359), Delmonica DeHorney (1990-91)
Game: 1.000 (10-10), Lanell Dawson (vs. Baylor, 2/26/86)
Half: 1.000 (8-8), Dominique Robinson (Texas So., 12/21/12)
(7-7), Delmonica DeHorney (vs. UH, 2/6/91)

3-POINTERS

MOST THREE-POINT ATTEMPTS

Career: 858, Lyndsay Harris (2009-12)
Season: 234, India Lewis (2002-03)
Game: 13, by nine athletes
Most Recent: Lyndsay Harris, Miss State, 2/19/12
Half: 12, Chrisstasia Walter (at ORU-WNIT, 3/23/11)

MOST THREE-POINT GOALS

Career: 316, Wendi Willits (1997-2001)
Season: 104, Wendi Willits (1998-99)
Game: 9, Wendi Willits (at Georgia, 2/21/99)
Half: 7, Chrisstasia Walter (at ORU-WNIT, 3/23/11)
Consecutive: 12, Wendi Willits (over 3 gms, 1999-2000)

BEST THREE-POINT GOAL PCT.

Career: .416 (112-291), Amber Nicholas (1988-92)
Season: .477 (41-86), Amber Nicholas (1990-91)
Game: (Min. 5 Att.) 1.000 (6-6), Kimberly Wilson
(vs. Butler, 1/10/94)
Half: 1.000 (5-5), Christy Smith (vs. Georgia, 1/8/95)

FREE THROWS

MOST FREE THROW ATTEMPTS

Career: 648, Delmonica DeHorney (1987-91)
Season: 229, Bettye Fiscus (1981-82)
Game: 20, Shelly Wallace (vs. Houston, 3/4/89)
20, Kelsey Brooks (vs. Oklahoma, 12/21/14)
Half: 15, Shea Henderson (vs. Alabama, 2/2/94)

MOST FREE THROWS

Career: 485, Bettye Fiscus (1981-85)
Season: 183, Bettye Fiscus (1981-82)
Game: 16, Shelly Wallace (vs. Houston, 3/4/89)
Half: 12, Christy Smith (vs. Ohio St., 11/19/95)
Consecutive Made: 25, Wendi Willits (1999-2000)

BEST FREE THROW PERCENTAGE

Career: .845 (74-206), Amber Nicholas (1988-92)
(min. 200 att.)
Season: .899 (134-149), Christy Smith (1994-95)
(min. 100 att.)
Ranked No. 1 in the nation, Division I, 1994-95
Game: (Min. 10) 1.000 (16-16), Christy Smith
(vs. Ohio State, 11/19/95)
Best single game in Division I, 1995-96 season
Half: 1.000 (12-12), Christy Smith (vs. Ohio St., 11/19/95)

REBOUNDS

MOST REBOUNDS

Career: 1,013, Shelly Wallace (1985-89)
Season: 381, Shelly Wallace (1988-89)
Game, Total: 22, Shelly Wallace (vs. SMU, 2/13/88)
Game, Offensive: 12 Yolanda Dickson (vs. Auburn, 1/22/94)
Blair Savage (vs. Oklahoma, 12/12/89)
Game, Defensive: 16, Shelly Wallace (vs. Texas A&M,
1/17/89; vs. SMU, 2/15/89)
Half: 14, Blair Savage (vs. Oklahoma, 12/12/89)

HIGHEST REBOUND AVERAGE

Career: 10.5 (495 reb/47 games), Lauren Ervin (2006-08)
Previous: 8.5 (1,013 reb/119 games),
Shelly Wallace (85-89)
Season: 12.7 (381 reb/30 games), Shelly Wallace (1988-89)

ASSISTS

MOST ASSISTS

Career: 717, Amy Wright (1998-2002)
Season: 208, Calli Berna (2012-13)
Game: 18, Donna Wilson (vs. Houston, 3/2/88)

HIGHEST ASSIST AVERAGE

Career: 5.7 (332 asst/58 g), Donna Wilson (1987-89)
Season: 6.8 (205 asst/30 g), Calli Berna (13-14)

STEALS

MOST STEALS

Career: 320, C'eira Ricketts (2009-2012)
Season: 95, Tracy Webb (1986-87)
Game: 12, Amanda Holley (vs. TCU, 1/11/83)

BLOCKS

MOST BLOCKED SHOTS

Career: 235, Delmonica DeHorney (1987-91)
Season: 83, Delmonica DeHorney (1989-90)
Game: 9, Robyn Irwin (vs. SW Mo. St., 12/19/88)

TURNOVERS

MOST TURNOVERS

Career: 447, Amy Wright (1998-2002)
Season: 135, Tracy Webb (1986-87)
Game: 21, Debbie Roe (vs. SW Mo. St., 1/29/77)

FOULS

MOST PERSONAL FOULS

Career: 344, Lyndsay Harris (2009-2012)
Season: 106, Connie Fitzgerald (1979-80)
Game: 5, by 443 players through the 2014-15 season

GAMES PLAYED

MOST GAMES PLAYED

Career: 131, Amy Wright ('98-'02) & Wendi Willits ('97-'01)
Season: 36, four players (1981-82)

MOST CONSECUTIVE GAMES

Career: 131, Amy Wright (1998-2002)
Season: 36, four players (1981-82)



Bettye Fiscus

INDRECORDSSECONLY

Regular-Season Games Only

(Season Min.: 70 FGA, 40 FTA, 75 PCT. games played)

SCORING

MOST POINTS SCORED

Career: 905, Shameka Christon, 2001-04
Season: 304, Shameka Christon, 2004
Game: 37, Dominique Washington (at UM, 2/26/05)
Half: 27, Shameka Christon (at UM, 2/29/04)

HIGHEST SCORING AVERAGE

Career: 16.5, Shameka Christon, 2001-04
Season: 21.7, Shameka Christon, 2004

FIELD GOALS

MOST FIELD GOAL ATTEMPTS

Career: 764, Shameka Christon, 2001-04
Season: 241, Shameka Christon, 2004
Game: 25, Jessica Jackson vs. #13/15 Kentucky (2/26/15)
Half: 16, Kimberly Wilson (vs. Florida, 2/2/97)

MOST FIELD GOALS

Career: 327, Shameka Christon, 2001-04
Season: 105, Shameka Christon, 2004
Game: 13, Shameka Christon (three times in 03-04)
Half: 10, S. Christon (at UM, 2/29/04; vs. LSU, 2/10/02)

BEST FIELD GOAL PERCENTAGE

Career: .588 (87-148), Karen Jones, 1995-98
Season: .614 (54-88), Lonniya Bragg, 2000
Game: 1.000 (9-9), Lauren Ervin (at Auburn, 1/14/07)
10+: .769 (10-13), Shameka Christon (vs. LSU, 3/6/03)
Half: .833 (10-12), Shameka Christon (vs. LSU 2/10/02)

3-POINTERS

MOST THREE-POINT ATTEMPTS

Career: 453, Lyndsay Harris (2009-12)
Season: 134, India Lewis, 2002
Game: 13, Wendi Willits (at Georgia, 2/21/99)
13, Lyndsay Harris (vs. Georgia, 1/13/11)
13, Lyndsay Harris (at Georgia, 2/3/11)
13, Lyndsay Harris (vs. Miss State, 2-19-12)
Half: 9, Kimberly Wilson (vs. Tenn., 12/29/96)
9, Lyndsay Harris (vs. Georgia, 1/13/11)

MOST THREE-POINT GOALS

Career: 137, Wendi Willits, 1998-2001
Season: 49, Wendi Willits, 1999
Game: 9, Wendi Willits (at Georgia, 2/21/99)
Half: 6, Lyndsay Harris (vs. Georgia, 1/13/11)

BEST THREE-POINT PERCENTAGE

Career: .401 (137-342), Wendi Willits, 1998-2001
(min. 100 3pts)
Season: .500 (36-72), Kimberly Wilson, 1996
Game: .692 (9-13), Wendi Willits (at Ga., 2/21/99) (min. 5 made)
Half: 1.000 (5-5), Christy Smith (vs. Ga., 1/8/95)

FREE THOWS

MOST FREE THROW ATTEMPTS

Career: 234, Christy Smith, 1995-98
Season: 86, Jessica Jackson, 2013-14
Game: 17, Shea Henderson (vs. Alabama, 2/2/94)
Half: 15, Shea Henderson (vs. Alabama, 2/2/94)

MOST FREE THROWS

Career: 195, Christy Smith, 1995-98
Season: 73, Jessica Jackson, 2013-14
Game: 12, Shameka Christon (at Florida, 2/22/04);
Kristin Peoples (at Florida, 2/22/04)
Half: 10, Stephanie Bloomer (vs. LSU, 2/8/94)

BEST FREE THROW PERCENTAGE

Career: .833 (195-234), Christy Smith, 1995-98
(min. 150 FT made)
Season: .870 (67-77), Christy Smith, 1995 (min. 50 FT made)
Game: 1.000 (10-10), Stephanie Bloomer (vs. LSU, 2/8/94)
(min. 10 FT made)
Half: 1.000 (10-10), S. Bloomer (vs. LSU, 2/8/94)

REBOUNDS

MOST REBOUNDS

Career: 324, C'eira Ricketts, 2009-12
Career, Offensive: 137, Ashley Daniels, 2009-12
Career, Defensive: 235, C'eira Ricketts, 2009-12
Season: 137, Lauren Ervin, 2007
Season, Offensive: 56, Lauren Ervin, 2007
Season, Defensive: 81, Lauren Ervin, 2007
Game: 20, Lauren Ervin (at Florida, 1/21/07)
Game, Offensive: 9, Whitney Jones (VU, 1/29/09)
Game, Defensive: 13, Lauren Ervin (at Florida, 1/21/07)
Half: 11, Lauren Ervin (at Florida, 1/21/07) and
Whitney Jones (VU, 1/29/09)

HIGHEST REBOUND AVERAGE

Career: 9.5, Lauren Ervin, 2006-08
Season: 9.8, Lauren Ervin, 2007

ASSISTS

MOST ASSISTS

Career: 231, Calli Berna, 2012-15
Season: 99, Calli Berna, 2012-13
Game: 12, Rochelle Vaughn (vs. Georgia, 2/8/04);
Amy Wright (vs. LSU, 2/11/99); C'eira Ricketts (AU,
1/18/09); Calli Berna (vs. Ole Miss, 1/19/14)

STEALS

MOST STEALS

Career: 135, C'eira Ricketts 2009-12
Season: 39, C'eira Ricketts, 2011-12 (16g SEC schedule)
31, Christy Smith, 1995 (12g SEC schedule)
Game: 8, Brittney Vaughn (vs. Alabama, 1/18/07)

BLOCKS

MOST BLOCKED SHOTS

Career: 201, Sarah Watkins, 2010-13
Season: 40, Sarah Watkins, 2011-12
Game: 6, Lauren Ervin (vs. Ole Miss, 2/4/07)
6, Sarah Watkins (vs. Kentucky, 1/6/11)
6, Sarah Watkins (vs. Vanderbilt, 1/19/12)

TURNOVERS

MOST TURNOVERS

Career: 204, Amy Wright, 1999-2002
Season: 71, Lyndsay Harris, 2009-10
Game: 15, Shea Henderson (vs. Kentucky, 2/5/94)

TIME PLAYED

GAMES PLAYED

Career: 64, Calli Berna, 2012-15
Career Games Started: 62, C'eira Ricketts, 2009-12
Consecutive Games Started: 62, C'eira Ricketts, 2009-12)

MINUTES PLAYED

Career: 2,929, Keira Peak, 2011-14
Consecutive Minutes Played vs. SEC Opponents:
Career: 575, Christy Smith, 1994-1996
Single Season: 445, Christy Smith, 1996
Most Minutes, Season: 626, Calli Berna, 2011-12
(16g SEC schedule)
535, Christy Smith, 1998 (12g SEC schedule)
Avg. Minutes Per Game: 40.5, Christy Smith, 1995

SHAMEKA CHRISTON

Career Points and Season Points in SEC Games Only

The pride of Hot Springs, Ark., Shameka Christon was named to the SEC Freshman Team her rookie season at Arkansas. At the start of her career, it looked like the most improbable of honors as the 6-1 forward averaged less than 10 points per game during non-conference play. Once SEC games began, Christon elevated her game to average 13.5 ppg in her 13 league games. Breaking the school mark for points in a SEC season as a sophomore with 224, Christon repeated with a respectable 201 points as a junior. A change of coaching staffs led to a dramatic change in scoring for Christon. Her senior year, Christon shattered her own record with 304 points in 14 games played, finishing her career with 905 points in SEC regular season games. Adding in her 177 points from SEC Tournament games, Christon scored almost 1,100 of her career 1,951 points against SEC opponents. For her SEC-leading scoring average of 21.8 ppg, Christon was voted the SEC Player of the Year in 2004, Associated Press Third-Team All-America and Kodak All-America honorable mention.



TEAM GAME RECORDS

SCORING

MOST POINTS SCORED

Game: 115, vs. Oral Roberts (2/19/87)
First Half: 65, vs. Tennessee State (11/27/88)
Second Half: 67, vs. University of Detroit (12/1/89)

FEWEST POINTS SCORED

Game: 28, vs. Louisiana Tech (11/30/78)
Half: 11, vs. Louisiana Tech (11/30/78)
11, vs. Tennessee (1/18/12)
11, at Missouri (3/1/15)

LARGEST MARGIN OF VICTORY

79 (108-29), vs. Bartlesville Wesleyan (2/18/77)

MOST POINTS ALLOWED

Game: 114, vs. Stanford (3/24/90)
Half: 63, vs. Texas (1/9/89)

FEWEST POINTS ALLOWED

Game: 19, vs. Bartlesville Wesleyan (12/4/76)
Half: 8, vs. Montana State (1/5/03)

POINTS SCORED, BOTH TEAMS

High: 201 (87-114), vs. Stanford (3/24/90)
Low: 82 (49-33), vs. Coppin State (12/29/05)
82 (42-40) vs. LSU (2/20/11)

LARGEST MARGIN OF DEFEAT

54 (28-82), vs. Louisiana Tech (11/30/78)

MOST DOUBLE-DIGIT SCORERS

7, vs. TCU (109-59; Burkes, 10; Dawson, 23; Wynn, 17; Webb, 11; Williams, 11; Valley, 14; Wallace, 19) (2/4/86)

FEWEST DOUBLE-DIGIT SCORERS

0, eight times. Most Recent: #6/7 S Carolina (2/19/14)

ALL STARTERS IN DOUBLE DIGITS

12 times. Most Recent: vs. Alabama (1/11/98) (regulation)
vs. Florida (1/29/12) (20T)

FIELD GOALS

MOST FIELD GOALS

Game: 51, vs. University of Detroit (12/1/89)
Half: 30, vs. University of Detroit (12/1/89)

MOST FIELD GOAL ATTEMPTS

Game: 97, vs. Cottey College (2/2/78)
Half: 57, vs. University of Detroit (12/1/89)

FEWEST FIELD GOALS

Game: 8, vs. Louisiana Tech (11/30/78)
Half: 3, vs. Louisiana Tech (11/30/78)
3, vs. Tennessee (1/8/12)

FEWEST FIELD GOAL ATTEMPTS

Game: 41, at Auburn (1/22/95); 41, Ole Miss (3/5/15)

Half: 17, vs. Missouri (2/17/13)
17, at Tulsa (12/14/14); vs. Ole Miss (3/5/15)

BEST FIELD GOAL PERCENTAGE

Game: .667 (32-48), vs. UTSA (12/3/88)
Half: .900 (18-20), vs. UTSA (12/3/88)

WORST FIELD GOAL PERCENTAGE

Game: .195 (8-41), vs. Louisiana Tech (11/30/78)
Half: .10 (3-30), vs. Tennessee (1/8/12)

BEST DEFENSIVE PERCENTAGE

Game: .159 (10-63), Northwestern State (11/23/14)
Half: .083 (2-24), by Montana State (1/5/03)

3-POINTERS

MOST THREE-POINT GOALS

Game: 15, vs. Providence (11/16/98)
Half: 8, at Vandy (1/21/01); vs. Providence (11/16/98)

FEWEST THREE-POINT GOALS

Game: 0, at Rice (1/2/91); Kentucky (1/23/98);
at Vandy (2/17/05)
Half: 0, several times (Most recent: at Auburn (2/15/15; 2H)

MOST THREE-POINT ATTEMPTS

Game: 32, at UMKC (1/25/05)
Half: 20, at UMKC (1/25/05)

FEWEST THREE-POINT ATTEMPTS

Game: 0, several times (Most rec.: at UNO, 1/22/90)
Half: 0, several times (Most recent: UF, 2/8/01)

BEST THREE-POINT GOAL PCT.

Game: .875 (7-8), vs. Vanderbilt (1/23/2000)
10 Att.: .714 (10-14), vs. Lipscomb (11/11/2007)
Half: 1.000 (5-5), vs. Vanderbilt (1/23/2000)

WORST THREE-POINT GOAL PCT.

Game: .000, several. (Most. rec. 0-10 at Miss St, 2/31/13)
Half: .000 several. (Most rec.: at Miss State, 2/31/13)

FREE THROWS

MOST FREE THROWS

Game: 38, at Florida (2/22/04)
Half: 26, vs. Grambling (12/17/81)

FEWEST FREE THROWS

Game: 0, at LSU (2/25/10)
Half: 0, 10 times (Most rec.: #3/3 South Carolina, 3/6/15)

MOST FREE THROW ATTEMPTS

Game: 54, at Florida (2/22/04)
Half: 33, vs. Ala. (2/2/94) & vs. Grambling (12/17/81)

FEWEST FREE THROW ATTEMPTS

Game: 0, at LSU, 2/25/10
Half: 0, 10 times (Most rec: SIUE, 3/14/13)

BEST FREE THROW PERCENTAGE

(MIN. 10 ATTEMPTS)

Game: 1.000 (10-10), vs. Florida (1/26/06)
(Notable previous: .950 (21-22), vs. McNeese, 2/14/87)
Half: 1.000 (19-19), vs. Southern-BR (1/23/82)

WORST FREE THROW PERCENTAGE

Game: .000 (0-0), at LSU (2/25/10)
Half: .000, four, (Most rec. 0-4 #7/8 Tennessee, 1/11/15)

REBOUNDS

MOST REBOUNDS

Game: 74, vs. Mississippi Valley (11/24/89)
Half: 36, vs. Mississippi Valley (11/24/89)
Offensive, Game: 37, vs. Miss. Valley (11/24/89)

MOST DOUBLE-DIGIT REBOUNDERS

3, vs. Baylor (Wallace 13, Irwin 11, DeHorney 11) (2/20/88)

ASSISTS

MOST ASSISTS

34, vs. University of Detroit (12/1/89)

STEALS

MOST STEALS

29, vs. Western Kentucky (11/28/04)

TURNOVERS

MOST TURNOVERS

45, Alabama State (11/19/04; vs. North Ark. CC. (11/19/76)

FEWEST TURNOVERS

4, vs. Wichita State (2/20/82)
4, vs. Utah (11/20/11)

MOST OPPONENT TURNOVERS

43, vs. Murray State (12/5/90)

BLOCKS

MOST BLOCKED SHOTS

12, vs. Northeast Louisiana (12/5/82)

FOULS

MOST PERSONAL FOULS

34, at South Carolina (1/30/93)

MOST PLAYERS FOULED OUT

4, vs. Northeast Oklahoma (2/19/79);
vs. Texas Southern (3/19/82); vs. Texas Tech (3/5/84)

TEAM GAME RECORDS – SEC REGULAR SEASON GAMES ONLY

SCORING

POINTS SCORED

Game, High: 102, vs. Alabama (1/11/98)
Game, Low: 34, vs. Vanderbilt (1/28/07)
Half, High: 56, vs. Auburn (2/9/97)
Half, Low: 11, vs. Tennessee (1/8/12)
11 (1H), vs. #7/8 Tennessee (1/11/15)

OPPONENT POINTS SCORED

Game, High: 105, by Tennessee (2/29/92)
Game, Low: 35, by Miss State (1/26/12)
(Previous: 40, by LSU (2/20/11))
Half, High: 69, by Tennessee (1/8/12)
72, by Florida (1/29/12) (20T)
Half, Low: 11, by Missouri (2/17/13)

MARGIN OF VICTORY

Best: +41, Ole Miss (3/3/13)
Worst: -46, at Tennessee (2/29/92); at LSU (1/20/05)

FIELD GOALS

FIELD GOAL ATTEMPTS

Game, High: 79, at Georgia (1/21/98);
at Alabama, (2/10/12 30T)
Game, Low: 41, at Auburn (1/22/95)
Half, High: 45, vs. Florida (2/4/99)
Half, Low: 17, vs. Missouri (2/17/13)

FIELD GOALS

Game, High: 36, vs. Ole Miss (3/3/13)
Game, Low: 10, vs. Vanderbilt (1/28/07)
Half, High: 20, at S. Carolina (1/24/99)
Half, Low: 3, vs. Tennessee (1/8/12)
3 (1H), at Missouri (3/1/15)

BEST FIELD GOAL PERCENTAGE

Game: .604 (32-53), vs. LSU (2/11/99)
Half: .692 (18-26), vs. LSU (2/11/99)
Opponent Game: .725 (29-40), at Vandy (1/23/03)
Opponent Half: .783 (18-23), at Vandy (1/23/03)

WORST FIELD GOAL PERCENTAGE

Game: .217 (10-46), vs. Vanderbilt (1/28/07)
Half: .135 (5-37), at Florida (2/22/04)
Opponent Game: .238 (15-63), vs. MSU (2/13/93)
Opponent Half: .100 (3-30), vs. Tennessee (1/8/12)

3-POINTERS

THREE-POINT ATTEMPTS

Game, High: 32, vs. Auburn (1/25/04)
Game, Low: 5, vs. Kentucky (1/23/93)
Half, High: 18, at LSU (1/22/12)
Half, Low: 1, vs. S. Carolina (1/30/93)

THREE-POINT GOALS

Game, High: 13, vs. Alabama (1/11/98); vs. Auburn (1/12/06)
Game, Low: 0, vs. Kentucky (1/23/93)| Miss State (2/3/13)
Half, High: 8, at Vanderbilt (1/21/01)
Half, Low: 0, 18 times (Most recent: at Miss State, 2/3/13)

AMY WRIGHT

Career Assists and Consecutive Games Played

Recruited from Williamsburg, Ind., to become the next great point guard in Arkansas history, Amy Wright did not disappoint. A starter at the point from her first day at Arkansas, she broke the freshman assist record of her immediate predecessor, Christy Smith, and never looked back. Assists became her passion, and Wright re-wrote the Arkansas record books in her four seasons, removing both her coach and Hall of Honor member Amber Nicholas Shirey and Smith from almost all the major records. Her 172 assists as a freshman led Arkansas to the WNIT Championship and was the closest anyone had come to Donna Wilson's 1988 season record. Her junior season, Wright crushed Wilson's mark with 198 to take Arkansas to the second round of the NCAA tournament. By the end of her career, the only assist records Wright was breaking were her own, including 205 her senior season. Closing her career with 717, she has almost 200 more assists than the former career leader Nicholas Shirey. Wright had more double-digit assist games than any other player, and became the first player in recorded Razorback history to get the hard double of 10 assists and 10 rebounds (versus Miss. State as a junior). In her four seasons, she never missed a game, playing 131 consecutive to break Sytia Messer's mark of 128. Of all her statistics, the one no other point guard can touch is leading her team to four consecutive post-season berths. After closing her playing career with WNBA draft camp, Wright spent one season with Arkansas in marketing before becoming an assistant coach for the 2003-04 season at South Florida.



THREE-POINT PERCENTAGE

Game, High: .875 (7-8), Vanderbilt (1/23/00)
Game, Low: .000 (0-10), at Miss State (2/3/13)
Half, High: 1.000 (5-5), Vanderbilt (1/23/00)
Half, Low: .000 (0-12), Florida (2/8/01); (0-4),
at Kentucky (1-21-10); (0-2), Ole Miss (2/18/10);
(0-6), Vanderbilt (1/19/12); (0-9), at Miss State (1/26/12);
(0-4), at Miss State (2/3/13); (0-4 1H) #7/8 Tennessee
(1/11/15); (0-8 2H) at #14/15 Miss State (1/8/15);
(0-7 2H) vs. Auburn (1/29/15)

FEWEST REBOUNDS

Game: 19, at Florida (2/5/98)
Offensive: 3, at Florida (2/4/96)
Defensive: 7, vs. LSU (2/16/12)

MISCELLANEOUS

ASSISTS

Game, High: 29, Ole Miss (3-3-13)
Game, Low: 3, at S. Carolina (1/30/93)*

* -- Disputed 2002 box score at LSU, scored only one assist

STEALS

Game, High: 17, at Florida (2/22/04); 17, at LSU (1/22/12)
Game, Low: 1, vs. LSU (2/28/08); vs. S. Carolina (1/24/99)

TURNOVERS

Game, High: 34, at Tennessee (2/29/92)
Game, Low: 7, Mississippi State (2/19/12)
7, at Missouri (1/5/13)

PERSONAL FOULS

Game, High: 34, at S. Carolina (1/30/93)

BLOCKED SHOTS

Game: 11, vs. USC (2/8/07); vs. Ole Miss (2/4/07);
vs. Kentucky (1/6/11)

FREE THROWS

FREE THROW ATTEMPTS

Game, High: 54, at Florida (2/22/04)
Game, Low: 0, at LSU (2/25/10)
Half, High: 33, vs. Alabama (2/2/94)
Half, Low: 0, six times (Most rec: vs. Tennessee, 2/24/13)

FREE THROWS

Game, High: 38, at Florida (2/22/04)
Game, Low: 0, at LSU (2/25/10)
Half, High: 22, at Florida (2/22/04)
Half, Low: 0, seven times (Most rec: at Tennessee, 2/23/13)

BEST FREE THROW PERCENTAGE

Game: 1.000 (10-10), vs. Florida (1/26/06) (min. 10 att.)
Half: .933 (14-15), vs. LSU (2/8/94) (min. 15 att.)
1.000 (12-12), vs. Tennessee (1-8-12)

WORST FREE THROW PERCENTAGE

Game: .000 (0-0) at LSU (2/25/10); .143 (1-6),
at Vanderbilt (2/9/06)
Half: .000, Most Rec.: at Auburn (0-1) (2/15/15)

REBOUNDS

MOST REBOUNDS

Game: 58, at Vanderbilt (1/29/09)
Game, Offensive: 29, at Ole Miss (1/12/12)
Game, Defensive: 33, vs. Florida (1/20/93);
35, at Alabama (0T) (1/24/10); 38, at Alabama (30T)
(3/3/13)
Half: 31, at Alabama (2/20/93)

TEAM SEASON

SCORING

SCORING

Most Points Scored: 2,644 (1990-91)
Fewest Points Scored: 1,100 (1978-79)
Most Points Allowed: 2,405 (1998-99)
Fewest Points Allowed: 1,242 (1978-79)
Highest Scoring Average: 83.0 (2,490, 30 games, 1988-89)
Lowest Defensive Average: 52.3 (2011-12)
Highest Winning Margin: 16.4 (1990-91)
Most Players in Double Digits: 5, Alabama 30T (2/10/13)
4 (7 times) (Most rec: 2000-01)
Least Players in Double Digits: 0 (at Georgia, 2/21/13)

FIELD GOALS

Most Field Goals: 1,061 (1990-91)
Most Field Goal Attempts: 2,092 (1998-99)
Best Field Goal Percentage: .523 (1,051-2,028, 1990-91)
Worst Field Goal Percentage: .348 (714-1737,)
Best (lowest) Defensive FG Pct.: .361 (673-1,863, 2012-13)
Worst (highest) Defensive FG Pct.: .479 (816-1705, 1984-85)

FREE THROWS

Most Free Throws: 722 (1981-82)
Most Free Throw Attempts: 1,000 (1981-82)
Best Free Throw Pct.: .770 (565-734), (1994-95)
Worst Free Throw Pct.: .610 (401-657) 2004-05

THREE-POINT GOALS

Most Three-Point Goals: 202 (2000-01)
Most Three-Point Goal Attempts: 592 (2005-06)
(Previous: 554, 2003-04)
Best Three-Point Goal Pct.: .427 (93-218, 1990-91)
Worst Three-Point Goal Pct.: .118 (2-17, 1986-87)
Best Defensive Three-Point Pct.: .239 (70-293, 1992-93)
Worst Defensive Three-Point Pct.: .380 (87-229, 1989-90)

REBOUNDS

REBOUNDS

Most Rebounds: 1,540 (1981-82)
Fewest Rebounds: 675 (1978-79)
Highest Rebound Average: 44.2 (1989-90)
Lowest Rebound Average: 33.7 (1978-79)
Highest Reb. Margin: +7.2 (1989-90; 1985-86)
Lowest Rebound Margin: -7.1 (1979-80)

MISCELLANEOUS

ASSISTS

Most Assists: 694 (1990-91)

STEALS, BLOCKED SHOTS

Most Steals: 388 (2004-05)
Most Blocked Shots: 165 (2006-07)

TURNOVERS

Most Turnovers: 772 (1981-82)
Fewest Turnovers: 397 (2013-14)
Most Opponent Turnovers: 751 (1997-98)
Fewest Opponent Turnovers: 368 (2012-13)

FOULS

Most Personal Fouls: 702 (1981-82)
Most Opponent Fouls: 914 (1981-82)
Most Players Fouled Out: 22 (1980-81)
Most Opponent Players Fouled Out: 47 (1981-82)

GAMES

Most Games Played: 36 (1981-82)
Fewest Games Played: 16 (1976-77)
Best Winning Percentage: .875 (28-4, 1990-91)
Worst Winning Percentage: .350 (7-13, 1978-79)
Most Games Won: 28 (1990-91)
Fewest Games Won: 7 (1978-79)
Most Games Lost: 18 (2009-10)
Fewest Games Lost: 4 (1990-91)
Most 100-Point Games: 5 (1990-91)
Most Regular-Season Wins: 24 (1990-91)
Fewest Regular-Season Losses: 3 (1990-91)
Longest Season: 138 days (2012-13)
Earliest Opener: Nov. 8, 2013 (vs. Sam Houston State)
Latest Game: Mar. 27, 1998 (vs. Tennessee, Final Four)
March 27, 2011 (vs. Illinois State, WNIT)

STREAKS

Best Start: 15-0 (2007-08) (Previous: 8-0, 1999-2000)
Best Starts to Second Loss: 15-1 (2007-08)
(Previous: 15-1, (06-07) 13-1 (95-96); 12-1 (96-97)
Best Start, SEC Games: 3-0 (2005-06) & 5-1 (2005-06)
Worst Start: 0-6 (2009-10)
Consecutive Games Won: 15 (Open 2007-08 season)
(Prev.: 13, Close of 1998-99 season; opening 1999-'00)
Consecutive Games Lost: 10 (2006-07 to 2007-08)
(Previous: 9, 2005-06)
Consecutive Home Games Won: 23 (1989-1991)
Consecutive Home Games Lost: 6 (2010-11)
(Previous: 5, 2006-07)
Consecutive Road Games Won: 12 (1989-90)
Consecutive Road Games Lost: 9 (1980-81)
Consecutive Neutral Games Won: 5 (2007-08)
(Previous: 4, 1997-98)
Consecutive SEC Games Won: 8 (2011-12)
Consecutive SEC Games Lost: 10
Best Winning Pct. on the Road: .923 (12-1, 1989-90)
Best Winning Percentage at Home: 1.000
(14-0, 90-91; 9-0, 82-83; 12-0, 81-82; 6-0, 76-77)

DELMONICA DEHORNEY

Career Blocked Shots

While her mark in the career record book is for blocked shots, Delmonica DeHorney was the greatest inside player in Razorback history. She was second only to Bettye Fiscus in points, and she was the first, and to date the only, Razorback to earn Kodak All-America honors. DeHorney also is the most accurate shooter in school history for a season or career. In fact, she set the season shooting record in three of her four years. A back-to-back SWC Player of the Year, she led the SWC in scoring and Arkansas to consecutive league titles. The SWC Newcomer as a freshman, she was the only player in SWC history to earn three league awards. She shattered the previous blocked shot records, and became the career leader after her junior year. In one season, 1989-90, DeHorney had more blocks (83) than all but two players in school history had for their careers. DeHorney went on to play professionally in Japan after completing her four-year career at Arkansas.

Of her 235 career blocks, the three most important in DeHorney's career came in the first half of the Feb. 23, 1990, game at Texas. All three came against UT's star forward Susan Anderson, shutting down the Lady Longhorns' inside game and allowing Arkansas to take a 38-31 halftime lead. UA went on to break UT's 183-game SWC winning streak.



TEAM SEC SEASON

(Before 1998, the SEC regular season was less than 14 games.
Absolute marks from 11 and 12 game years and 14 game years where a
pre-1998 season holds the mark are noted in brackets.)

SCORING

Points Scored: 1,032 (1998)
Low: 815 (2008) [668, 1993]
Most Points Allowed: 1,097 (2010)
Low: 899 (2012) [790, 1993]
16g Schedule: 896 (2015)
Highest Scoring Average: 73.7 (1998)
Lowest Scoring Average: 54.9 (2015)
Best Defensive Average: 56.0 (2015)
Worst Defensive Average: 75.8 (1999)
Best Scoring Margin: +3.9 (2012)
Worst Scoring Margin: -13.2 (2005)

FIELD GOALS

Field Goals: 357 (2012)
Low: 312 (2015) [237, 1993]
Field Goal Attempts: 953 (2010)
Low: 782 (2000) [603, 1995]
Best Field Goal Pct.: .426 (2000) [.456, 1995]
Worst Field Goal Percentage: .354 (2014) (2015)
Best Def. FG Pct.: .377 (2017) [.402, 1993]
Worst Defensive FG Pct.: .466 (2006)

FREE THROWS

Free Throws: 207 (2014) [14g, 201, 1999]
Low: 98 (2006)
Free Throw Attempts: 301 (2004)
Low: 151 (2006)
Free Throw Pct.: .779 (1995)
[14g, .722, 2003]
Low: .617 (2005)

THREE-POINT GOALS

Three-Pointers: 113 (2006)
Low: 49 (2003) [24, 1993]
Three-Point Attempts: 383 (2012)
Low: 166 (2003) [95, 1993]
Three-Point Pct.: .395 (2000)
Low: .260 (2005) [.253, 1993]
Best 3-Pt. Pct.: .275 (2015)
[.243, 1993]
Worst Defensive 3-Pt. Pct.: .379 (2008)

REBOUNDS

Rebounds: 620 (2013)
Low: 455 (2008) [376, 1995]
Reb. Ave.: 40.4 (1993) [14g, 36.9, 1999]
Low: 32.6 (2000)
Best Reb. Mar.: -0.2 [14g, -2.8, 1999]
Worst Rebound Margin: -10.3 (2005)

ASSISTS, STEALS, BLOCKS

Assists: 226 (2013)
Low: 161 (2008) [109, 1993]
Steals: 153 (2012)
Low: 84 (1999) [77, 1996]
Blocked Shots: 71 (2007)
Low: 27 (2001) [18, 1996]

TURNOVERS

Turnovers: 278 (1999)
Low: 204 (2014)
Opponent Turnovers: 308 (2012)
Low: 197 (2008) [175, 1996]

FOULS

Personal Fouls: 295 (2005)
Low: 197 (2008) [193, 1995]
Opponent Fouls: 310 (1998)
Low: 177 (2008)
Players Fouled Out: 12 (1993) [14g, 8, 1999]
Low: 0 (1998)
Opponent Players Fouled Out: 13 (1998)
Low: 1 (2008)

GAMES & STREAKS

Best Winning Pct.: 1.000 (8-8), 2012
.500 (7-7) 1998, 2002, 2003
[Less than 14 game season: .636 (7-4) 1995]
Worst Winning Pct.: .143 (2-12) 2008
Most Games Won: 8 (2012)
7 (1995, 1998, 2002, 2003)
Fewest Games Won: 2 (2008)
Most Games Lost: 12 (2008, 2010)
Fewest Games Lost: 4 (1995)
[14 game season: 7, 1998, 2002, 2003]
[16 game season: 6, 2012]
Best Start: 3-0 (2003, 2005)
Best Starts to Second Loss: 5-1 (2005)
Worst Start: 0-6 (2010)
Most Consecutive Games Won: 8 (2012)
Most Consecutive Games Lost: 11 (2007 [9] & 2008 [2])



SHELLY WALLACE

Career Rebounds

Shelly Wallace's career parallels Arkansas' rise to national prominence, leading the Razorbacks to their first NCAA playoff berth and the 1987 Women's NIT title. Wallace made her biggest record impact with rebounding. She is the only Arkansas women's basketball player to go over the 1,000 mark in rebounds and one of only two in Southwest Conference history. However, she was Arkansas' greatest double threat. Wallace was the first -- and only -- player to average in double figures in points and rebounds for a season (16.5 ppg, 11.8 rpg in 1987-88). She also is the only player to score over 40 points, setting the school record with 44, and has the most 30-plus games (seven) of any player. She was also an honorable mention Kodak All-American as a senior, yet another first at Arkansas.

SEC TOURNAMENT

INDIVIDUAL

Points: 40, Shameka Christon (vs. Vandy, 3/2/02)
 Points by Opponent: 44, LaToya Thomas, MSU (3/1/01)
 Field Goals: 16, Shameka Christon (vs. Vandy, 3/2/02)
 Field Goal Att.: 23, Shameka Christon
 (vs. LSU, 3/7/03 & vs. Vandy, 3/2/02)
 Field Goal Pct.: .696, (16-23) Shameka Christon (vs. Vandy, 3/2/02)
 Three-Point Goals: 6, Lyndsay Harris (vs. Florida, 3/3/11)
 Three-Point Att.: 13, Kimberly Wilson (vs. Georgia, 3/4/94)
 Three-Point Pct.: .750 (3-4), Lyndsay Harris (Ole Miss, 3/1/12)
 Free Throws: 10, Christy Smith (vs. Alabama, 3/4/95)
 Free Throw Att.: 10, Dana Cherry (vs. Alabama, 3/6/03);
 Christy Smith (vs. Alabama, 3/4/95)
 Free Throw Pct.: 1.000 (10-10), Christy Smith (vs. AL, 3/4/95)
 Rebounds: 12, Kristin Moore (vs. MSU, 3/4/04); Celia
 Anderson (MSU, 3/1/01); Karen Jones (UK, 2/28/97);
 Ashley Daniels (vs. LSU 3/2/12)
 Rebounds by Opponent: 19, Jennifer Humphrey, Ky. (3/1/07)
 Assists: 12, Amy Wright (vs. Miss. State, 3/1/01)
 Blocked Shots: 4, Lauren Ervin (vs. Kentucky, 3/1/07)
 Turnovers: 7, Brittney Vaughn (vs. Kentucky, 3/1/07)
 Steals: 6, Shea Henderson (vs. Georgia, 3/4/94);
 C'eira Ricketts (vs. Florida, 3/3/11)
 Minutes Played: 45 Charity Ford (vs. Vandy, 3/4/10-OT)
 40, Christy Smith (vs. USC, 3/3/95 and vs. Bama, 3/4/95);
 Dominique Washington (vs. Kentucky, 3/1/07); Calli Berna
 (vs. Florida, 3/7/13); Calli Berna (vs. Ole Miss, 3/5/14);
 Calli Berna (vs. #3/3 South Carolina, 3-6-15); Calli Berna
 (vs. Ole Miss, 3-5-15); Kelsey Brooks (vs. #3/3 South Carolina,
 3-6-15)

TEAM

Points
 Game, High: 94 vs. Miss State, 3/1/01
 Game, Low: 36, vs. #3/3 South Carolina, 3/6/15
 Opponent High: 96 by Florida, 3/2/00
 Half, High: (2nd) 52 vs. VU, 3/2/02; vs. MSU, 3/1/01
 (1st) 48 vs. Florida, 3/2/00
 Half, Low: 13 (1st) vs. Georgia, 3/3/01
 Field Goals
 High: 39 vs. Miss. State, 3/1/01
 Low: 11, vs. #3/3 South Carolina, 3/6/15
 Field Goal Attempts
 High: 81 vs. Ole Miss, 3/2/06
 Low: 41, vs. #3/3 South Carolina, 3/6/15
 Field Goal Percentage
 High: .509 vs. Miss. State, 3/6/05
 Low: .13 (11-57), vs. #3/3 South Carolina, 3/6/15
 Opponent, High: .750 by Georgia, 3/5/93
 Opponent, Low: .308 by Auburn, 2/27/98
 Three-Point Goals
 High: 9 vs. Florida, 3/3/11 (regulation)
 9, vs. Ole Miss, 3/2/12
 9 vs. Vanderbilt, 3/4/10 (overtime)
 Low: 1 vs. Florida, 2/28/98
 Three-Point Attempts
 High: 24 vs. Vanderbilt, 3/4/10 (overtime)
 23 vs. Ole Miss, 3/2/06 (regulation)
 23 vs. LSU, 3/2/12
 Low: 8 vs. Kentucky, 3/1/07; LSU, 3/7/03
 Three-Point Percentage
 High: .500 (9-18), vs. Ole Miss, 3/2/12
 Low: .070 vs. Florida, 2/27/98
 Opponent, High: .750 by Georgia, 3/5/93
 Opponent, Low: .100 (1-10), Ole Miss, 3/5/14

Free Throws
 High: 29 vs. USC, 3/3/95
 Low: 3 vs. Florida, 3/7/13
 Free Throw Attempts
 High: 35 vs. Ole Miss, 3/5/'5
 Low: 6 vs. Kentucky, 3/1/07; vs. Florida, 3/7/13
 Free Throw Percentage
 High: .889 vs. Miss. State, 3/1/01
 Low: .556 vs. Kentucky, 3/6/92; Ole Miss, 3/5/14)
 Opponent, High: 1.000 by USC, 3/3/95
 Opponent, Low: .471 by Ole Miss (8-17), 3/5/15
 Rebounds
 Rebounds, High: 49 vs. Ole Miss, 3/2/06
 Rebounds, Low: 20 vs. Auburn, 3/6/08
 Offensive, High: 18 vs. Ole Miss, 3/2/06
 Offensive, Low: 6 vs. Florida, 3/7/13
 Defensive, High: 31, Ole Miss, 3/2/06)
 Defensive, Low: 12 vs. Florida, 3/2/00
 Opponent, High: 57 by Florida, 3/2/01; UK, 3/6/92
 Opponent, Low: 26, by Miss. State, 3/4/04
 Assists
 High: 21 vs. Miss. State, 3/1/01
 Low: 5, vs. LSU, 3/2/12
 Blocked Shots
 High: 8 vs. Kentucky, 3/1/07
 Low: 0 vs. Florida, 3/2/00; vs. LSU, 3/2/12
 Steals
 High: 13 vs. Kentucky, 3/6/92
 Low: 3 vs. Ole Miss, 3/1/96
 Turnovers
 High: 22 vs. Miss. State, 3/4/04
 Low: 4 vs. Vanderbilt, 3/2/02
 Personal Fouls
 High: 27 vs. Kentucky, 3/6/92
 Low: 11 vs. USC, 3/3/95

SEC TOURNAMENT RESULTS (11-23)

2015 Second Round (d. Ole Miss, 72-61;
 I. #3 South Carolina, 36-58)
 2014 First Round (I. Ole Miss, 62-63)
 2013 First Round (I. Florida, 64-59 OT)
 2012 Second Round (d. Ole Miss, 67-47;
 I. LSU, 41-40)
 2011 First Round (I. Florida, 68-59)
 2010 First Round (I. Vanderbilt, 65-64 OT)
 2009 First Round (I. Ole Miss, 65-60)
 2008 First Round (I. Auburn, 73-51)
 2007 First Round (I. Kentucky, 72-57)
 2006 First Round (I. Ole Miss, 94-64)
 2005 Second Round (d. Miss State, 80-73;
 I. #20 Vanderbilt, 79-60)
 2004 First Round (I. Miss State, 79-74)
 2003 Second Round (d. Alabama, 53-48;
 I. #6 LSU 78-72)
 2002 Semifinalist (d. Ole Miss, 78-68; d. #12 USC,
 79-61; I. #6 Vanderbilt, 81-78)
 2001 Semifinalist (d. Miss State, 94-76; d. #10
 Florida, 78-69; I. #6 Georgia, 63-44)
 2000 First round (I. Florida, 96-86)
 1999 First round (I. Miss State, 79-70)
 1998 Second round (d. Auburn, 59-43;
 I. #10 Florida, 63-49)
 1997 Second round (d. Kentucky, 71-60;
 I. #7 Alabama, 85-63)

1996 First round (I. Ole Miss, 76-73)
 1995 Second round (d. USC, 80-70;
 I. #16 Alabama, 86-72)
 1994 First round (I. Georgia, 84-62)
 1993 First round (I. Georgia, 84-73)
 1992 First round (I. Kentucky, 79-63)

ALL-TIME SEC TOURNAMENT SEEDING

2015 9th
 2014 11th
 2013 8th
 2012 5th
 2011 9th
 2010 12th
 2009 8th
 2008 11th
 2007 10th
 2006 9th
 2005 11th
 2004 9th
 2003 7th
 2002 7th
 2001 7th
 2000 10th

1999 11th
 1998 7th
 1997 7th
 1996 10th
 1995 5th
 1994 9th
 1993 10th
 1992 11th

Arkansas' most common SEC tournament opponent is Ole Miss (3-4) with seven games and Florida (1-4) with five games, followed by four with Miss State (2-2). Next is three each for Alabama (1-2), Kentucky (1-2), Georgia (0-3) and Vanderbilt (0-3). Arkansas is even with Auburn (1-1), and has one loss to South Carolina (2-1). UA has never beaten Georgia, Vanderbilt (0-3) or LSU (0-2). The only teams Arkansas has never played at the SEC Tournament? Tennessee, Texas A&M and Missouri.
 --Arkansas is 11-24 all-time in the SEC Tournament.

CLASS RECORDS

GAME

MOST POINTS

Freshman: 37, Bettye Fiscus (vs. Ak.-Anch., 2/27/81)
Sophomore: 40, Shameka Christon (vs. Vanderbilt, 3/2/02)
Junior: 39, Delmonica DeHorney (vs. Stanford, 3/24/90)
Senior: 44, Shelly Wallace (vs. Oral Roberts, 12/12/89)

MOST REBOUNDS

Freshman: 18, Bettye Fiscus (vs. Kansas State, 1/2/82)
Sophomore: 19, Lita Stricklin (vs. NE Okla., 1/20/79)
Junior: 22, Shelly Wallace (vs. SMU, 2/13/88)
Senior: 20, Monica Brown (vs. SMU, 1/21/86)

MOST ASSISTS

Freshman: 12, Amy Wright (vs. LSU, 2/11/99);
C'eira Ricketts (at AU, 1/18/09)
Sophomore: 14, India Lewis (vs. Howard, 2/15/01)
Junior: 18, Donna Wilson (vs. Houston, 3/2/88)
Senior: 11, Amy Wright (vs. Kansas St., 3/17/02);
Tracy Webb (vs. BU, 2/21/87)

MOST STEALS

Freshman: 7, India Lewis (at Princeton, 11/27/99)
7, Kelsey Brooks (Florida, 2/6/14)
Sophomore: 12, Amanda Holley (vs. TCU, 1/11/83)
Junior: 8, Sheree Thompson (vs. Idaho St., 11/26/04)
Angela Davis (vs. Alabama St., 11/29/91)
Senior: 10, India Lewis (vs. Tulsa, 12/9/02)

MOST BLOCKED SHOTS

Freshman: 7, Delmonica DeHorney (vs. TCU, 1/9/88)
Sophomore: 6, Sarah Watkins (vs. Kentucky, 1/6/11)
Junior: 9, Robyn Irwin (vs. SW Missouri, 12/19/88)
Senior: 6, Joy Oakley (vs. Tulsa, 12/5/01);
Delmonica DeHorney (vs. Houston, 3/7/91);

SEASON

MOST POINTS

Freshman: 655, Bettye Fiscus
Sophomore: 517, Shameka Christon
Junior: 581, Delmonica DeHorney
Senior: 692, Shelly Wallace

SCORING AVERAGE

Freshman: 18.7, Bettye Fiscus
Sophomore: 18.1, Sha Hopson
Junior: 20.0, Delmonica DeHorney
Senior: 23.1, Shelly Wallace

MOST REBOUNDS

Freshman: 282, Bettye Fiscus
Sophomore: 217, Blair Savage
Junior: 329, Shelly Wallace
Senior: 381, Shelly Wallace

THREE-POINT GOALS

Freshman: 66, India Lewis
Sophomore: 104, Wendi Willits
Junior: 89, India Lewis & Kimberly Wilson
Senior: 87, Wendi Willits

REBOUND AVERAGE

Freshman: 8.1, Bettye Fiscus
Sophomore: 7.3, Bettye Fiscus & Amanda Holley
Junior: 11.8, Shelly Wallace
Senior: 12.7, Shelly Wallace

MOST ASSISTS


Freshman: 172, Amy Wright
Sophomore: 208, Calli Berna, 2012-13
Junior: 205, Calli Berna, 2013-14
Senior: 205, Amy Wright

MOST STEALS

Freshman: 89, Christy Smith
Sophomore: 88, Lita Stricklin
Junior: 80, Connie Fitzgerald
Senior: 95, Tracy Webb

MOST BLOCKED SHOTS

Freshman: 55, Amanda Holley, 1981-82
Sophomore: 58, Sarah Watkins
Junior: 83, Delmonica DeHorney
Senior: 70, Delmonica DeHorney



Shelly Wallace holds the UA women's scoring record for a game as well as the most entries on the high-point list with seven. Shameka Christon and Delmonica DeHorney are next with six each.

HIGH POINT GAMES

40 POINTS

44, Shelly Wallace, vs. Oral Roberts, 12/12/88 (1)
40, Shameka Christon, vs. #8 Vanderbilt, 3/2/02 *!

30 POINTS

39, Delmonica DeHorney, vs. #2 Stanford, 3/24/90 \$
37, Dominique Washington, vs. Ole Miss, 2/226/06 ^ &
37, Bettye Fiscus, at Alaska-Anchorage, 2/27/82
36, Shameka Christon, vs. Clemson, 3/15/02
36, Shannon Jones, vs. Washington St., 12/31/92
36, Shelly Wallace, vs. SMU, 2/15/89
35, Wendi Willits, vs. Oklahoma, 3/14/99 @
35, Shelly Wallace, at SW Missouri, 12/17/88 (1)
34, Delmonica DeHorney, vs. Texas Tech, 1/6/90
34, Shelly Wallace, vs. Texas Tech, 3/8/89
34, Shelly Wallace, at Texas Tech, 2/2/88
34, Lanell Dawson, vs. TCU, 1/4/86

33, Shameka Christon, at Ole Miss, 2/29/04
33, Shameka Christon, vs. #6 LSU, 3/7/03
33, Wendi Willits, at Georgia, 2/21/99
33, Christy Smith, vs. Ohio State, 11/19/95
33, Delmonica DeHorney, vs. Lamar, 3/20/91
33, Delmonica DeHorney, vs. SW Missouri, 12/19/87
32, Kimberly Wilson, vs. Pitt, 11/25/94
32, Delmonica DeHorney, vs. #6 SFA, 3/22/90
32, Shelly Wallace, vs. Houston, 3/4/89
32, Shelly Wallace, vs. Texas-San Antonio, 12/3/88
31, Jessica Jackson vs. Ole Miss, 1/19/14
31, Shameka Christon, at South Carolina, 1/18/04
31, Shameka Christon, at Alabama, 2/15/04
31, Christy Smith, vs. Dayton, 1/2/96
31, Del. DeHorney, vs. #22 Northwestern, 3/16/91
31, Lisa Martin, vs. #6 Texas, 3/11/89
31, Bettye Fiscus, vs. Oklahoma City, 3/11/82
31, Lita Stricklin, vs. Phillips, 2/15/80

30, Sytia Messer, vs. Memphis, 12/19/97
30, Kimberly Wilson, vs. LSU, 1/31/96
30, Christy Smith, vs. Alabama, 3/4/95
30, Shea Henderson, vs. SMU, 12/21/93
30, Amber Nicholas, vs. Baylor, 3/6/91
30, Juliet Jackson, at #6 Georgia, 3/18/90
30, Lanell Dawson, vs. Providence, 3/20/87
30, Bettye Fiscus, vs. Delta State, 2/7/83
30, Bettye Fiscus, vs. New Orleans, 3/13/82
30, Bettye Fiscus, vs. Wichita State, 2/20/82
30, Kim Bunge, vs. McNeese, 2/14/81
30, Lita Stricklin, vs. N'eastern Okla., 2/1/80
30, Keira Peak, vs. #13 Oklahoma, 11/23/12

\$ -- Most in NCAA tournament game
* -- Most versus ranked team
^ -- Most in SEC regular season game
! -- Most in SEC tournament game
@ -- Most in WNIT/NIIT game
& -- Most by player off the bench
(1) -- Most in consecutive games

EXHIBITION GAMES

BACK IN THE DAY -- EXHIBITION GAMES

During the 1980s, teams were allowed to practice away from campus, and Arkansas took full advantage of the rule to play numerous Red-White games across the state. Most of these were played in the former gyms of star Razorbacks, or near home towns of players like Tracy Webb (Batesville) or Bettye Fiscus (Wynne).

The Razorbacks played their first exhibition game in 1984 at the start of the NCAA era against a Korean touring team sponsored by Kolon.

Arkansas stepped up the quality of its exhibition opponent with national teams during the late 1980s, and went on the road to central Arkansas with a pair of games at the former high schools of current Razorbacks. The NCAA changed rules regarding off-campus games in the early 1990s, and all exhibition games returned to Fayetteville.

Twice Arkansas faced Olympic teams. The Razorbacks defeated the Spanish Olympians in 1990, but the most memorable game was against USA Basketball's National Team in 1995. The core of the gold medal 1996 Atlanta Games team thumped the Razorbacks, but it was a once-in-a-lifetime chance to be a part of the special collegiate tour. Among the notables taking the floor were Lisa Leslie, Rebecca Lobo, Sheryl Swoops, Dawn Staley and Jennifer Azzi. It also is the only exhibition game ever played during the regular season -- Dec. 12 -- and made 1995 the only season with three exhibition games.

Until the late 1990s, most of the teams Arkansas faced were high-quality semi-pro teams from around the world, with the exception of the U.S.-based Athletes in Action. AIA made Fayetteville a regular stop on its women's collegiate tour, and the Crusaders remain the team with the most games against Arkansas (8).

The quality of competition from overseas declined at the end of the 1990s, with some teams traveling junior squads filled with high school-aged players. The resulting blowouts, combined with the emergence of regional teams of American former collegians such as Everyone's Internet, saw a decline of the foreign exhibition games that hit bottom with the events of 9/11 in 2001.

However, the greatest change in the exhibition game came in 2004 as the NCAA allowed Division I members to schedule non-Division I college teams as exhibition opponents. While a regular practice during the AIAW era, Arkansas played a non-Division I college with its two exhibition games scheduled for November 2005, taking on nearby Division II members Missouri Southern of Joplin and Cameron University from Lawton, Okla. This marks the first game against a lower division US collegiate team in over two decades (School of the Ozarks on Dec. 11, 2004).

Arkansas has existing series records with the new exhibition opponents, but new games against non-Division I teams will not count against those series marks.

EXHIBITION GAME RESULTS

DATE	OPPONENT	RESULT	ATTEND.
11/9/14	Northeastern State	UA 65-32	1021
11/3/13	Missouri Southern	UA 70-61	661
11/4/12	Rogers State	UA 69-40	1342
11/2/11	Newman University	UA 63-35	1184
11/3/10	Missouri Southern	UA 80-58	1219
10/23/09	Northeastern State	UA 55-48	1315
11/5/09	Rogers State	UA 74-58	1249
11/4/08	Missouri Southern	UA 52-47	1118
11/4/06	Missouri Southern	UA 78-48	1038
11/6/05	Cameron	UA 81-65	586
11/11/05	Missouri Southern	UA 85-59	655
11/5/04	Everyone's Internet	EV1 80-77	633
11/11/04	Athletes in Action	AIA 62-57	669
11/17/03	Premier Players	PP 86-74	1103
11/11/03	Everyone's Internet	UA 70-65	1114
11/19/02	Athletes in Action	UA 86-76	1381
11/14/02	Premier Players	UA 63-59	1598
11/11/01	Athletes in Action	UA 79-74	1513
11/7/01	Spartak-Moscow	UA 109-52	1435
11/14/00	Athletes in Action	UA 73-50	1828
11/8/00	Australian Institute of Sport	UA 94-76	1248
11/17/99	Athletes in Action	AIA 65-54	2753
11/6/99	Norrkoping (Sweden)	UA 109-69	NA
11/5/98	Athletes in Action	UA 82-63	1296
11/8/98	Myjava (Slovakia)	UA 87-77	1602
11/8/97	Australia-Victoria	UA 84-75	2645
11/19/97	Athletes in Action	AIA 70-65	2149
11/10/96	Spartak-Moscow	UA 78-55	2035
12/12/95	U.S. National Team	USA 101-53	NA
11/12/95	Slovak National Team	UA 80-46	2756
11/5/94	Athletes in Action	UA 78-72	1401
11/16/94	DKSK Miskolc (Hungary)	DKSK 93-88	1525
11/16/93	Levski Total (Bulgaria)	UA 83-81	1342
11/28/92	Cassovia Kosice (Czechoslovakia)	UA 82-73	1500
11/10/91	Auckland (New Zealand)	UA 81-80	637
11/16/91	Athletes in Action	AIA 77-62	1252
11/10/90	Spanish Olympic Team*	SP 62-59	1260
11/8/89	Australian National Team*	AUS 78-70	NA
11/22/88	Hungarian National Team	UA 83-81	358
11/18/87	Australian National Team	AUS 82-56	NA
11/11/86	Mexican National Team	UA 101-68	431
11/6/84	Kolon (Korea)	UA 86-69	575

! || Benton, Ark. || * -- Bryant, Ark.

VERSUS OPPONENTS

All Exhibition Games	UA leads 31-11
Other NCAA Teams	UA leads 11-0
National Teams	Nationals lead 4-3
Foreign Club Teams	UA leads 8-1
Athletes in Action	UA leads 5-3
Australian Teams	Tied at 2-2
Slovak Teams	UA leads 2-0
Hungarian Teams	Tied at 1-1
European Teams	UA leads 9-1
Pacific Rim Teams	UA leads 4-2
All U.S. Teams	UA leads 12-6
Longest Winning Streak	11 games (2005-present)

ARKANSAS TEAM RECORDS

Most Points: 109, vs. Spartak-Moscow (11/7/01);
vs. Norrkoping (11/6/99)
Largest Margin: 57, vs. Spartak-Moscow (11/7/01)
Most Rebounds: 67, vs. Spartak-Moscow (11/7/01)
Most Assists: 24, vs. Norrkoping (11/6/99)
Best Field Goal Pct.: .623, vs. Mexico (11/11/86)
Best 3P Pct.: .400, vs. Northwestern State (10/23/09)
Best Free Throw Pct.: .833, vs. Mexico (11/11/86)
Most Steals: 20, vs. Cameron (11/6/05); Rogers State (11/4/12)
Most Turnovers: 31, vs. Australia (11/18/87)
Most Blocks: 9, vs. Northeastern State (11/9/15)

ARKANSAS INDIVIDUAL RECORDS

Most Points: 32, Juliet Jackson, vs. Australia. (11/18/89)
Most Rebounds: 16, Shelly Wallace, vs. Hungary (11/22/88)
Most Assists: 11, Calli Berna, vs. Missouri Southern (11/3/13)
Best Field Goal Pct.:
(Min. 10 att.) .714 (10-14), Kelly Johnson, vs. AIA (11/5/94)
(Min. 5 att.) 1.000 (6-6),
Lanell Dawson, vs. Mexico (11/11/86)
Best 3P Pct.: (Min. 10 att.)
.600 (6-10) Wendi Willits, vs. Norrkoping (11/6/99)
Best Free Throw Pct. (Min. 4 att.): 1.000 (4-4) Dominique Robinson vs. NW State (10/23/09); (4-4) Erin Gatling, Newman (11/2/11)
.909 (10-11) Lonniya Bragg, vs. Norrkoping (11/6/99)
Most Steals: 7, Brittney Vaughn vs. Missouri Southern (11/4/06)
(Previous: 6, Brittney Vaughn vs. Cameron (11/6/05)
Most Turnovers: 9, Blair Savage, vs. Spanish (11/10/90)
Most Blocked Shots: 4, Stephanie Bloomer, vs. AIA (11/16/91);
Kelsey Brooks, vs. Northeastern State (11/9/15)

OPPONENT TEAM RECORDS

Most Points: 101, USA National (12/12/95)
Most Rebounds: 51, Athletes in Action (11/16/91)
Most Assists: 27, USA National (12/12/95)
Best Field Goal Pct.: .564, AIA (11/16/91)
Best 3P Pct.: .583, DSK Miskolc (11/16/94)
Best Free Throw Pct.: .909, Levski Total (11/16/93)
Most Steals: 19, USA National (12/12/95)
Most Turnovers: 40, Cameron (11/6/05)
Most Blocked Shots: 7, Spartak-Moscow (11/10/96)



Stephanie Bloomer

NCAATOURNAMENT

INDIVIDUAL

MOST BY A RAZORBACK

Points 39, Delmonica DeHorney (at Stanford, 3/24/90)
 Field Goals 14, Delmonica DeHorney (vs. Lamar, 3/21/91);
 (vs. SFA, 3/22/90)
 Field Goal Pct. 1.000, (6-6) Delmonica DeHorney
 (at Georgia, 3/18/90)
 Free Throws 11, Delmonica DeHorney (vs. Northwestern, 3/16/91)
 Free Throw Pct. (min. 10 made) ... 1.000, (11-11) Delmonica DeHorney
 (vs. N'Western, 3/16/91)
 Three-Point Goals 6, Wendi Willits (vs. Harvard, 3/16/98)
 Three-Point Pct. (Min. 5 made) .750 (6-8), Wendi Willits
 (vs. Harvard, 3/16/98)
 Rebounds 15, Melissa Wolff (vs. #25 Northwestern, 3/20/15)
 Assists 13, Amber Nicholas (at Stanford, 3/24/90)
 Steals 5, Celia Anderson (vs. Baylor, 3/17/01)
 Blocked Shots 8, Delmonica DeHorney (vs. Northwestern, 3/16/91)

TEAM RECORDS

Most Points Scored 105, vs. Northwestern (3/16/91)
 Least Points Scored 44, vs. #5/6 Baylor (3/22/15)
 Most Points Allowed 114, at Stanford (3/24/90)
 Least Points Allowed 54, at Washington (3/18/95)
 Largest Margin of Victory 37, vs. Northwestern (3/16/91)
 Largest Margin of Defeat 29 vs. #5/6 Baylor (3/22/15)
 Most Field Goals 43, vs. Northwestern (3/16/91)

Most Field Goal Att 76, vs. Northwestern (3/16/91)
 Best Field Goal Pct610, vs. S.F. Austin (3/22/90)
 Worst Field Goal Pct246 (15-61) vs. #5/6 Baylor (3/22/15)
 Best Opponent FG Pct597, at Lamar (3/21/90)
 Worst Opponent FG Pct350, vs. Baylor (3/17/01)
 Most Free Throws 19, vs. Kansas (3/21/98)
 Most Free Throw Attempts 27, at Stanford (3/24/90)
 Best Free Throw Pct846, vs. S. F. Austin (3/22/90)
 Worst Free Throw Pct273, at Stanford (3/24/90)
 Most Three-Point Goals 10, vs. Harvard (3/16/98)
 Most Three-Point Attempts 20, vs. Harvard (3/16/98)
 Best Three-Point Pct667, vs. S. F. Austin (3/24/90)
 Worst Three-Goal Pct125 (2-16) vs. #5/6 Baylor (3/22/15)
 Best Opponent 3G Pct667, at Stanford (3/24/90)
 Worst Opponent 3G Pct091, vs. Duke (3/23/98)
 Most Rebounds 47, vs. Dayton (3/18/2012)
 Fewest Rebounds 27, vs. Kansas (3/21/98)
 Most Opponent Rebounds 48, vs. Tennessee (3/27/98)
 Least Opponent Rebounds 28, at Missouri (3/12/86);
 vs. SFA (3/22/90)
 Highest Rebound Margin +11 vs. Northwestern (3/15/91)
 Lowest Rebound Margin -13, at Purdue (3/15/89)
 Most Assists 29, vs. Stephen F. Austin (3/22/90)
 Most Turnovers 28, vs. Tennessee (3/27/98)
 Least Turnovers 7, at Cincinnati (3/23/03)
 Most Opponent Turnovers 27, vs. Northwestern (3/16/91)
 Least Opponent Turnovers 9, at Stanford (3/24/90)
 Most Steals 14, vs. Baylor (3/17/01)
 Most Blocked Shots 9, vs. UCLA (3/14/90)

RESULTS

2015

Tenth Seed, Oklahoma City Region				
DATE	OPPONENT	RESULT	SITE	ROUND
March 20	#23 Northwestern	57-55	Waco, Texas	First
March 22	#5 Baylor	44-73	Waco, Texas	Second

2012

Sixth Seed, College Station Region				
DATE	OPPONENT	RESULT	SITE	ROUND
March 17	Dayton	72-55	College Station, Texas	First
March 18	Texas A&M	59-61	College Station, Texas	Second

2003

Seventh Seed, West Region				
DATE	OPPONENT	RESULT	SITE	ROUND
March 23	at Cincinnati	71-57	Cincinnati, OH	First
March 25	#5 Texas	67-50	Cincinnati, OH	Second

2002

Sixth Seed, Midwest Region				
DATE	OPPONENT	RESULT	SITE	ROUND
March 15	Clemson	78-68	Manhattan, KS	First
March 17	at #11 Kansas St.	62-82	Manhattan, KS	Second

2001

Ninth Seed, West Region				
DATE	OPPONENT	RESULT	SITE	ROUND
March 17	#24 Baylor	68-59	Durham, NC	First
March 19	at #5 Duke	54-75	Durham, NC	Second

1998

Ninth Seed, West Region				
DATE	OPPONENT	RESULT	SITE	ROUND
March 14	#20 Hawai'i	76-70	Palo Alto, CA	First
March 16	Harvard	82-64	Palo Alto, CA	Second
March 21	Kansas	79-63	Oakland, CA	Regional
March 23	#8 Duke	77-72	Oakland, CA	Finals
March 27	#1 Tennessee	58-86	Final Four	Semifinals

1995

Sixth Seed, Midwest Region				
DATE	OPPONENT	RESULT	SITE	ROUND
March 16	San Francisco	67-58	Seattle, WA	First
March 18	at #14 Wash.	50-54	Seattle, WA	Second

1991

Third Seed, Midwest Region				
DATE	OPPONENT	RESULT	SITE	ROUND
First Round Bye				
March 16	#22 N'Western	105-68	Fayetteville, AR	Second
March 21	#24 Lamar	75-91	Austin, TX	Regional

1990

Seventh Seed, West Region				
DATE	OPPONENT	RESULT	SITE	ROUND
March 14	UCLA (OT)	90-80	Fayetteville, AR	First
March 18	at #7 Georgia	87-81	Athens, GA	Second
March 22	#6 SF Austin	87-82	Palo Alto, CA	Regional
March 24	at #2 Stanford	87-114	Palo Alto, CA	Finals

1989

12th Seed, Midwest Region				
DATE	OPPONENT	RESULT	SITE	ROUND
March 15	at #5 Purdue	63-91	W. Lafayette, IN	First

1986

Eighth Seed, Midwest Region				
DATE	OPPONENT	RESULT	SITE	ROUND
March 12	at Missouri	65-66	Columbia, MO	First



WNIT TOURNAMENT

INDIVIDUAL-GAME

Most Points Scored.....	35, Wendi Willits (vs. Oklahoma, 3/14/99)
Most Field Goals	12, Sarah Pfeifer (vs. Ark. St., 3/21/05); 12, Wendi Willits (vs. Oklahoma, 3/14/99)
Best Field Goal Pct. [10 min.]692 (9-13), Lonniya Bragg (vs. Drake, 3/20/99)
1.000 (9-9), Lonniya Bragg (vs. Georgia Tech, 3/21/00)	
Most Free Throws	8, Sytia Messer (vs. Okla., 3/14/99), Whitney Jones (vs. Okla. State, 3/23/09)
Best Free Throw Pct.	[5 min.] .889 (8-9), Wendi Willits (vs. Missouri, 3/18/00)
Most Three-Point Goals	7, Wendi Willits (vs. Oklahoma, 3/14/99)
Best 3PT Pct.	[5 min.] .500 (3-6), India Lewis (vs. Georgia Tech, 3/21/00 & vs. Missouri, 3/18/00)
Most Rebounds	14, Sarah Watkins (vs. Lamar, 3-17-11)
Most Assists	11, Amy Wright (vs. Northwestern St., 3/12/99)
Most Steals	5, Whitney Jones (vs. Okla. State, 3/23/09), Chrisstasia Walter (at ORU, 3/23/11); Dominique Wilson (vs. Tulane, 3/24/13)
Most Blocked Shots	4, Sarah Watkins (vs. Lamar, 3-17-11)

TEAM-GAME

Most Points Scored.....	97, vs. Missouri (3/18/00)
Least Points Scored.....	48, vs. Tulane (3/24/13)
Most Points Allowed	98, at Ark. St. (3/21/05)
Least Points Allowed	48, vs. UNLV (3/18/05)
Largest Margin of Victory	+26 (91-65) vs. Lamar (3/17/11)
Largest Margin of Defeat	-21 (62-83), vs. Florida (3/25/99)
Most Field Goals	35 vs. Lamar (3/17/11)
Most Field Goal Att.	75, at Ark. St. (3/21/05)
Best Field Goal Pct.538 (28-52), vs. Georgia Tech (3/21/00)
Worst Field Goal Pct.286 (16-56), vs. Tulane (3/24/13)
Best Opponent FG Pct.567 (34-60), vs. Florida (3/25/00)
Worst Opponent FG Pct.339 (20-59), vs. UNLV (3/18/05)
Most Free Throws	23, vs. Oklahoma (3/14/99)
Most Free Throw Attempts	42, vs. Oklahoma (3/14/99)
Best Free Throw Pct.783 (18-23) vs. Georgia Tech (3/21/00)
Worst Free Throw Pct.538 (14-26), vs. Tulane (3/24/13)
Most Three-Point Goals	8, vs. Oklahoma (3/14/99); vs. Lamar (3/17/11)
Most Three-Point Attempts	28, vs. Lamar (3/17/11)
Best Three-Point Pct.500 (13-26), vs. Lamar (3/17/11)
Worst Three-Point Pct.143 (1-7), vs. UNLV (3/18/05)
Best Opponent 3G Pct.500 (7-14), vs. Florida (3/25/00)
Worst Opponent 3G Pct.083 (1-12), vs. UNLV (3/18/05)
Most Rebounds	59, vs. Lamar (3/17/11)
Fewest Rebounds	29, vs. GTU (3/21/00); vs. Florida (3/25/00)
Most Opponent Rebounds	46, vs. Wisconsin (3/23/99); vs. Missouri (3/18/00)
Least Opponent Rebounds	22, at ORU (3/23/11)
Highest Rebound Margin	+23, Lamar (3/17/11)
Lowest Rebound Margin	-15, vs. Wisconsin (3/23/99)
Most Assists	23, Lamar (3/17/11)
Most Turnovers	24, vs. Georgia Tech (3/21/00)
Least Turnovers.....	10, at Kansas (3/26/09), 10, at Mo. State (3/20/11)
Most Opponent Turnovers	32, vs. Drake (3/20/99)
Lowest Opponent Turnovers	12, Lamar (3/17/11)
Highest Turnover Margin	+16, vs. Drake (3/20/99)
Lowest Turnover Margin	-1, vs. Georgia Tech (3/21/00), vs. Lamar (3/17/11)
Most Steals	16, vs. Okla. State (3/23/09)
Most Blocked Shots	9, Lamar (3/17/11)
Most Fouls	32, at Ark. St. (3/21/05)

ALL POSTSEASON TOURNAMENTS

NCAA Tournaments	9 appearances, 12-9
WNIT Tournament	6 appearances, 12-4
NWIT Tournament	2 appearances, 4-2
AIAW Tournament	3 appearances, 2-4
By the Round	
First Round	15-4 (NCAA: 6-2; WNIT: 6-0; NWIT: 2-0; AIAW: 1-2)
Second Round	7-9 (NCAA: 3-4; WNIT: 3-3; NWIT: 1-1; AIAW: 0-1)
Third Round	7-2 (NCAA: 2-1; WNIT: 3-0; NWIT: 1-1; AIAW: 1-0)
Fourth Round	2-3 (NCAA: 1-1; WNIT: 1-1; AIAW: 0-1)
Fifth Round	1-1 (NCAA: 0-1; WNIT: 1-0)
Consecutive Wins in Opening Game.....	12 \
(11 first rounds plus second round in 1991)	
(Last opening round loss: March 15, 1989, at Purdue,	
NCAA first round)	

WNIT ALL-TOURNAMENT TEAM

1996.....	Kim Wilson
1999.....	Sytia Messer
2000.....	Lonniya Bragg

WNIT RESULTS

2013				
DATE	OPPONENT	RESULT	SITE	ROUND
March 21	Memphis	67-47	Fayetteville, AR	First
March 24	Tulane	48-60	Fayetteville, AR	Second
2011 (Expanded to 64 teams in 2010)				
DATE	OPPONENT	RESULT	SITE	ROUND
March 17	Lamar	91-65	Fayetteville, AR	First
March 20	Missouri State	65-64	Springfield, MO	Second
March 23	Oral Roberts	78-59	Tulsa, OK	Third
March 27	Illinois State	49-60	Normal, IL	Quarters
2009				
DATE	OPPONENT	RESULT	SITE	ROUND
March 23	Oklahoma State	61-60 (ot)	Fayetteville, AR	Second*
March 26	Kansas	59-75	Lawrence, KS	Third
*Arkansas had a bye in the first round				
2005				
DATE	OPPONENT	RESULT	SITE	ROUND
March 18	UNLV	61-48	Fayetteville, AR	First
March 21	Ark. St.	84-98	Jonesboro, AR	Second
2000				
DATE	OPPONENT	RESULT	SITE	ROUND
March 15	Wichita State	83-63	Fayetteville, AR	First
March 18	Missouri	89-88 (ot)	Fayetteville, AR	Second
March 21	Georgia Tech	78-67	Fayetteville, AR	Quarters
March 25	Florida	62-83	Fayetteville, AR	Semis
1999 -- WNIT CHAMPION				
DATE	OPPONENT	RESULT	SITE	ROUND
March 12	Northwestern St.	78-60	Fayetteville, AR	First
March 14	Oklahoma	97-93 (ot)	Fayetteville, AR	Second
March 17	Rice	76-70	Fayetteville, AR	Quarters
March 20	Drake	80-54	Fayetteville, AR	Semis
March 23	Wisconsin	67-64	Fayetteville, AR	Finals
WNIT				
All games played at the Amarillo Civic Center, Amarillo, Texas				
1996				
DATE	OPPONENT	RESULT	SITE	ROUND
March 21	Princeton	83-51	Amarillo, Texas	First Rnd
March 22	Arizona	77-80	Amarillo, Texas	Semifinals
March 23	LSU	63-91	Amarillo, Texas	Third Place
1987 -- WNIT CHAMPION				
DATE	OPPONENT	RESULT	SITE	ROUND
March 19	Montana	82-74	Amarillo, Texas	First Rnd
March 20	Providence	101-91	Amarillo, Texas	Semifinals
March 21	California	112-80	Amarillo, Texas	Championship
AIAW				
1982 -- AIAW SWEET 16				
DATE	OPPONENT	RESULT	SITE	ROUND
March 11	Okla. City	78-67	Lubbock, TX	SW Regional
March 12	Wayland Bapt.	57-61	Lubbock, TX	SW Regional
March 13	New Orleans	76-74	Lubbock, TX	SW Regional
March 21	California	62-66	Berkeley, CA	Western Sectional
1981				
DATE	OPPONENT	RESULT	SITE	ROUND
March 14	Oral Roberts	57-59	Tulsa, OK	SW Regional
1980				
DATE	OPPONENT	RESULT	SITE	ROUND
March 6	Texas Tech	46-74	Baton Rouge, LA	SW Regional

BUDWALTONARENA

THE BASKETBALL PALACE OF MID-AMERICA

At \$35 million, Bud Walton Arena was the basketball palace of mid-America in 1993, but in 2008-09 Walton Arena underwent a multi-million dollar renovation of the lower seating area. Along with new reserved seats and floor logos, ribbon boards on the upper concourse and a new message board scorers table help to keep the arena the finest in the Southeastern Conference.

Designed to replicate the intimate and intimidating atmosphere of Barnhill Arena, but accommodate the overwhelming demand for basketball tickets at Arkansas, the result was a fan-friendly 19,200-seat arena whose acoustics focus the roar of the Razorback fans to the floor. Among the other features are over 40 private skyboxes, a lower-level capacity of 12,250 and the furthest seat closer in Walton than the worst seat in 9,000-seat Barnhill.

Arkansas hosted the 1994 NCAA Midwest Regional during Walton Arena's inaugural season. In 1995, the Razorback women's basketball team hosted all four rounds of the Preseason Women's NIT -- thanks in large part to the excellent accommodations provided by Bud Walton Arena. It all paled in comparison to the 1999 Women's NIT as Arkansas hosted all five rounds of the postseason event, including an all-time UA and then WNIT record 14,163

fans for the championship game versus Wisconsin. The 1999 WNIT semifinals and finals alone saw over 23,000 fans attend the two games, helping the Razorbacks to a new all-time attendance record of 77,001 total fans. Arkansas also hosted four rounds of the 2000 WNIT at Walton.



ARKANSAS HOME GAME STREAKS

Longest Winning Streak: (20 or more games)
23 games (Feb. 3, 1990 to Dec. 19, 1991)
21 games (1981 to 1984)
Longest Losing Streak: 6 games (2009-10)

HOME GAME RECORDS VERSUS

(Records since NCAA membership, 1982-83 season)

Unranked Teams: 310-40

Cons. Wins vs. Unranked Teams: 30 (1982-85)

Current Streak: W1 (2014)

Ranked Teams: 32-67

Cons. Wins vs. Ranked Teams: 3 (1990-91; 1995-96; 2001-02)

Non-Conference Teams: 202-16

Non-Conference Teams, Last 5 Years: 88-10

Cons. Regular Season Wins vs. Non-Conference Teams:

26 games (12/7/01 to 12/21/09)

Previous: 19 (1983-1988)

[Current: 1; since Grambling State, 2014]

Unranked, Non-Conference Teams: 190-10



A season-best 6,149 fans came out to Bud Walton Arena Jan. 30, 2011, to watch the Razorbacks take on No. 5 Tennessee.

RAZORBACKS IN FAYETTEVILLE

1976-77	6-0
1977-78	8-1
1978-79	4-3
1979-80	7-3
1980-81	7-6
1981-82	12-0
1982-83	9-0
1983-84	11-2
1984-85	12-2
1985-86	11-1
1986-87	10-1
1987-88	9-4
1988-89	9-3
1989-90	11-3
1990-91	14-0
1991-92	9-3
1992-93	10-4
Barnhill	159-35

SEASON AVERAGES

SEASON	AVG.	SEC ONLY	GAMES	ATT.	RANK	SEASON	AVG.	SEC ONLY	GAMES	ATT.	RANK
2014-15	2,250	2,437	14	31,503	52nd	1996-97	3,852	5,896	15	57,778	18th
2013-14	1,603	1,589	18	28,850	N/A	1995-96	4,174	4,532	16*	66,780	17th
2012-13	2,189	2,258	18	34,794	N/A	1994-95	5,094	7,311	12	61,125	11th
2011-12	2,127	2,572	16	34,035	N/A	1993-94	3,806	3,886	13	49,482	18th
2010-11	1,886	2,293	18	33,944	N/A	1992-93	2,508	3,892	14	35,106	22nd
2009-10	1,901	2,041	12	22,808	79th	1991-92	2,897	3,692	12	34,763	14th
2008-09	1,793	2,469	17	30,484	N/A	1990-91	2,964		14	41,496	12th
2007-08	2,426	2,945	16	38,809	N/A	1989-90	1,754		14	24,556	17th
2006-07	2,395	2,893	13	31,135	N/A	1988-89	917		11	10,094	
2005-06	2,419	3,015	13	31,442	47th	1987-88	620		14	8,683	
2004-05	2,775	3,664	14	38,816	42nd	1986-87	885		11	9,736	
2003-04	3,523	4,268	11	38,752	29th	1985-86	701		11	7,006	
2002-03	4,676	6,019	14	70,133	19th	1984-85	771		14	10,025**	
2001-02	3,378	4,318	14	47,292	23rd	1983-84	1,076		13	13,989**	
2000-01	3,247	3,878	12	41,281	31st	1982-83	557		9	5,015**	
1999-2000	3,714	4,301	17	63,144	21st	1981-82	366		12	4,401**	
1998-99	4,053	4,230	19	77,001	20th	**-Records prior to 1985 are incomplete * - DH not included Rank in Division I					
1997-98	5,061	6,476	13	65,796	12th						

1993-94	9-4
1994-95	10-2
1995-96	14-4
1996-97	12-3
1997-98	10-3
1998-99	15-4
1999-2000	12-5
2000-01	9-3
2001-02	12-2
2002-03	12-2
2003-04	7-4
2004-05	10-4
2005-06	9-4
2006-07	7-6
2007-08	10-6
2008-09	12-5
2009-10	5-7
2010-11	12-6
2011-12	14-2
2012-13	12-6
2013-14	14-4
2014-15	8-6
Bud Walton	235-92
TOTAL	394-127

INDIVIDUAL GAME RECORDS FOR BUD WALTON ARENA

Points	40 by Phylsea Whaley, Oklahoma vs. Arkansas, 3/14/99
Field Goals	14 by Jillian Robbins, Tulsa vs. Arkansas, 12/2/05
Field Goal Attempts	25 by Jessica Jackson vs. #13/#15 Kentucky, 2/26/15
Three Point Goals	8 by Brittney Ezell, Alabama, vs. Arkansas, 1/11/98; 8 by Wendi Willits, Arkansas vs. ORU, 11/28/98 8 by Lyndsay Harris, Arkansas vs. Georgia, 1/13/11
Three Point Attempts	17 by Brittney Ezell, Alabama, vs. Arkansas, 1/11/98
Free Throws	19 by Dena Head, DKS K Miskolc vs. Arkansas, 11/16/94
Free Throw Attempts	24 by Dena Head, DKS K Miskolc vs. Arkansas, 11/16/94
Free Throw Pct. (Min. 8 att.)	1.000 (8-8) by Ayana Brereton, Arkansas vs. Alabama, 2/22/09 (most recent)
Total Rebounds	22 by Jillian Robbins, Tulsa vs. Arkansas, 12/2/05
Offensive Rebounds	8 by Yolanda Dickson, Arkansas vs. Texas-Pan American, 2/15/94
Defensive Rebounds	14 by Donna White, Mississippi Valley State, vs. Northwestern State (La.), 12/17/93
Assists	14 by India Lewis, Arkansas vs. Howard, 2/15/01
Turnovers	11 by Karey Faubion, TCU vs. Arkansas, 2/1/95; Le'Della English, UNO vs. Arkansas, 12/21/05
Steals	8 by Brittney Vaughn, Arkansas vs. Bama, 1/18/07; Kristin Moore, Arkansas vs. WKU, 12/28/04
Block:	7 by Lauren Ervin, Arkansas vs. La-Monroe, 11/13/06

BUD WALTON ARENA TEAM RECORDS

Arkansas Razorbacks		Opponents
Points 1st Half:	High 60 vs. Norrkopping (11/6/99) Low 11 vs. Tennessee (1/8/12)	54 by Illinois (1/8/97) 12 by Missouri (2/17/13)
Points 2nd Half:	High 61 vs TCU (2/1/95) Low 15 vs #22 Auburn (1/25/04)	64 by #13 Georgia (2/23/06) 12 by South Alabama (11/20/98)
Total Points:	High 110 vs Providence (11/16/98) Low 38 vs. Tennessee (1/8/12)	100 by Illinois (1/8/97) 30 Northwestern State (11/23/14)
Field Goals Made:	High 42 vs La.-Monroe (11/17/01) Low 10 vs. Tennessee (1/8/12)	36 by Illinois (1/8/97) 10 by Northwestern State (11/23/14)
Field Goals Att:	High 102 vs Spartak (11/7/01) Low 46 vs Ole Miss (1/1/04)	81 by #17 Auburn (2/20/96) 31 by LSU (2/16/12)
FG Percentage:	High .618 vs La.-Monroe (11/17/01) Low .182 (10-55) vs. Tennessee (1/8/12)	.644 by Missouri (12/30/97) .234 (18-77) by Morgan State (12/19/11)
3-Pt Field Goals:	High 15 vs Providence (11/16/99) Low 0 vs St. Mary's (12/2/94)	13 vs. Florida (3/19/09) 0 by several (most rec., #5/8 TAMA, 1/4/15)
3-Pt FG Attempted:	High 32 vs #2 Tennessee (2/26/04) Low 1 vs St. Mary's (12/2/94)	31 by #16 Georgia (2/8/04) 1 by LSU (2/7/94)
3-Pt FG Percentage:	High .875 vs Vanderbilt (1/23/00) Low .000 vs St. Mary's (12/2/94)	.643 by #2 Tennessee (2/26/04) .000 by several (most rec., LSU, 1/8/09)
Free Throws:	High 33 vs Ohio St. (11/19/95) Low 2 vs #22 Auburn (1/25/04); #20 Vandy (1/8/06) 2 vs. MVSU (12/5/08), 2 at KSU (12/6/08) 2 vs. Tennessee (2/24/13)	25 by five (most rec., #3 LSU, 2/19/06) 2 by Miss Valley (2/13/02); 2 by #19 Kansas (12/6/12)
Free Throws Att.:	High 43 vs. Miss Valley (2/13/02) Low 5 vs #22 Auburn (1/25/04)	38 by #2 Tenn. (2/7/95) 3 by Alcorn (12/31/96); #19 Kansas (12/6/12)
Free Throw Pct.:	High 1.000 vs #24 Florida (1/16/06)	1.000 by UK [6-6] (2/4/95) UL [9-9] (11/21/98) WMU [7-7] (11/24/13)
Offensive Rebounds:	Low .222 (2-9) vs. MVSU (12/5/08) High 28 vs UTPA (2/15/94)	.143 by Florida A&M (11/24/95) 31 by #2 Tennessee (12/17/98)
Defensive Rebounds:	High 5 vs Miss. St. (2/26/95) Low 34 vs Howard (2/15/01); UNO (12/17/93)	4 by #14 LSU (2/11/01); Memphis (12/1/01) 40 by #2 Tennessee (2/26/04)
Total Rebounds:	High 8 vs. Georgia (2/20/98) Low 67 vs. Spartak (11/7/01)	9 by Kentucky (1/16/00) 61 by Tulsa (12/2/05)
Assists:	High 21 vs. LSU (2/16/12) Low 29 vs Providence (11/16/98); ULM (11/17/01) 29 vs. MVSU (12/28/13) 4 vs. LSU (1/8/09)	22 by Kentucky (1/16/00) 29 by Northwestern St. (11/15/95) 2, Grambling State (12/29/14)
Blocked Shots:	High 11 vs USC (2/8/07), Ole Miss (2/4/07) Low 0 at Georgia (2/8/09)	10 by #6 Florida (2/8/01) 1 by #25 Vandy (2/20/14) - most recent
Steals:	High 28 vs Western Ky. (11/28/04) Low 2 vs. Ole Miss (3/15/09)	20 by Northwestern St. (11/15/95) 0 by #6 Tennessee (12/29/96); 0 by Utah (11/20/11)
Turnovers:	High 27, four times (McNeese, 12/30/04) Low 4 vs. Utah (11/20/11)	45 by Alabama State (11/19/04) 3 by Western Michigan (12/9/01)
Personal Fouls:	High 29 vs La-Monroe (11/17/01) Low 8 vs LSU (1/6/98)	34 by Oklahoma (WNIT) (3/14/99) 8 by SUIE (3/14/13)

LANDMARK GAMES IN FAYETTEVILLE

DATE	OPPONENT	RESULT	DATE	OPPONENT	RESULT
1st Game Dec. 11, 1976	John Brown	UA 75-67	350th Game Feb. 8, 2004	Georgia	UA 71-63
50th Game Jan. 2, 1982	Kansas State	UA 68-53	400th Game Dec. 29, 2008	Western Ill.	UA 70-53
100th Game Jan. 14, 1986	Houston	UA 66-60	1st Win Dec. 11, 1976	John Brown	UA 75-67
150th Game Feb. 7, 1989	Texas	UT 67-87	50th Win Feb. 5, 1983	Middle Tenn.	UA 73-72
175th Game Jan. 9, 1992	Colorado	UA 65-51	100th Win Dec. 19, 1987	SW Missouri	UA 85-71
194th Game Mar. 1, 1993	Oral Roberts	UA 96-60*	150th Win Dec. 4, 1992	North Texas	UA 105-58
195th Game Dec. 8, 1993	DePaul	UA 80-68!	200th Win Dec. 31, 1996	Alcorn St.	UA 90-56
200th Game Jan. 19, 1994	Tulane	UA 71-59	250th Win Feb. 24, 2001	Ole Miss	UA 82-64
250th Game Feb. 10, 1997	Wofford	UA 76-39	300th Win Jan. 26, 2006	#24 Florida	UA 69-63
300th Game March 21, 2000	Ga. Tech	UA 78-67			

*Last women's game in Barnhill Arena; First women's game in Bud Walton Arena

TOP HOME CROWDS

(DH games are not included -- Walton games in Bold)

1.	14,163	Wisconsin	3/23/99	(UA 67-64) (WNIT Championship; Est. new WNIT all-game mark)
2.	11,486	LSU	1/19/03	(UA 78-72) (Arkansas upsets #2 in front of top regular-season crowd)
3.	11,410	Auburn	2/8/98	(UA 71-63) (Women in Sport Day draws record crowd on TV)
4.	11,014	Tennessee	1/30/03	(UT 92-79) (#4 holds off furious UA comeback; w/LSU first b-2-b 10K)
5.	9,041	Drake	3/20/99	(UA 80-56) (WNIT semifinals; turnout lands UA championship)
6.	8,506	Vanderbilt	2/19/95	(UA 73-71) (Johnson with 2.2 in OT for win, VU #8)
7.	8,461	SW Missouri	12/29/93	(UA 69-66) (Wilson's last second shot for win, SMSU #23)
8.	8,288	Tennessee	12/29/96	(UA 77-75) (UT #6, def. & future nat. champions, UA #22)
9.	8,212	Tennessee	2/7/95	(UT 87-67) (Top 20 showdown; UA #20, UT #2)
10.	7,878	Vanderbilt	1/18/98	(VU 85-80) (Another OT thriller with Commodores, VU #6)
11.	7,721	Florida	1/28/95	(UA 72-66) (In-season back-to-back top 25 wins, UF #13)
12.	7,541	Kentucky	1/25/97	(UA 88-55) (Girl Scout and Springdale days)
13.	7,427	Kentucky	2/4/95	(UA 62-56) (Bloomer double-double)
14.	7,318	Miss. State	2/26/95	(UA 86-63) (Senior day and camper reunion day)
15.	7,160	S. Carolina	1/12/03	(UA 67-58) (UA rips #13 USC; begins best SEC start to date)
16.	7,122	Ole Miss	2/16/97	(UA 71-62) (WNBA coach of year Van Chancellor's last at Walton)
17.	7,121	Georgia	2/24/02	(UA 66-45) (Senior Day produces first home win over #23 Georgia)
18.	7,025	Colorado	11/21/95	(CU 73-71) (Preseason WNIT title game, CU #11)
19.	6,980	South Carolina	2/12/09	(UA 58-54) (2nd of five consecutive SEC wins)
20.	6,847	SW Missouri	12/10/95	(UA 65-58) (Another Ozark shootout runs UA mark to 9-1)
21.	6,819	Texas	1/8/91	(UA 76-61) (W.A.R. II night, UT #15, Barnhill high game)
22.	6,714	Kentucky	1/30/99	(UA 74-69) (Crowd lifts Arkansas to overtime win)
23.	6,698	Georgia	2/20/00	(UG 72-69) (#3 UG trails at halftime, escapes with win late)
24.	6,687	Tennessee	1/7/01	(UT 76-61) (Tennessee ranked #2, Arkansas rallies in second)
25.	6,680	Georgia	2/24/96	(UG 87-54) (Georgia ranked #2, clinches SEC title)
26.	6,549	Auburn	1/22/94	(AU 66-57) (Auburn ranked #23)
27.	6,335	Georgia	2/20/98	(UG 86-81) (Senior Night provides an overtime nail biter)
28.	6,330	S. Carolina	1/24/98	(UA 86-67) (Girl Scout Day and Parents Weekend)
29.	6,327	Texas	1/24/90	(UT 84-75) (W.A.R. I night, Texas ranked #5)
30.	6,234	Kentucky	2/6/00	(UA 83-70) (Elementary Day and National Bring a Kid to the Game)
31.	6,197	Vanderbilt	1/14/96	(VU 65-60) (First of two 1996 games with AP's #2 team)
32.	6,149	Tennessee	1/30/11	*UT 72-53) (Tennessee ranked #5)
33.	5,847	LSU	2/11/92	(UA 74-66) (Border W.A.R. night)
34.	5,839	Tennessee	2/20/05	(UT 84-71) (Tennessee ranked #6, but not highest ranked team at UA)
35.	5,579	Ole Miss	1/30/05	(UT 84-71) (SweatHawks promotion, Ole Miss SEC west partner)

BARNHILL ARENA

A TOUGH PLACE TO PLAY

It seemed appropriate that the final basketball event at John Barnhill Arena was a women's basketball game and a women's basketball banquet.

As fate would have it, it was a girls' basketball game back in 1977 that was the first hoops contest played in the newly-renovated and expanded home court for the Razorback men's and women's basketball.

Betsy Broyles' Fayetteville High team played days before the first men's or women's college game in what would become known as one of the most feared home courts in modern collegiate basketball.

The next year, Betsy would become the first high school recruit to accept a scholarship to play women's basketball at the University.

On Dec. 7, 1993, she and over 30 former letterwinners returned for A Moment in Time, a banquet to honor women's basketball in Barnhill. It was the evening prior to the women's opener in Bud Walton Arena against DePaul.

During the 17 years between her first and most recent appearances in Barnhill, The Barn was the site of many great moments of women's basketball history.

Arkansas was undefeated in its first home season (6-0) and in three subsequent years (1981-82, 1982-83 and 1990-91).

The women's basketball team set its home consecutive win streak at 21 games from 1981 to 1984.

That streak was broken with 23 in the early 1990s, and for a brief period of time, Barnhill Arena was the home of the longest active women's home winning streak.

Since the start of the NCAA era in 1982-83, only eight unranked teams managed wins in Barnhill (out of 118 who tried).

Some 194 women's varsity collegiate basketball games were played in Barnhill Arena, with the last game a 96-60 win over Oral Roberts on March 1, 1993.

The last varsity basketball game played at Barnhill was a women's contest as Arkansas won an exhibition game over the Bulgarian team of Levski Total, 83-81, on Nov. 16, 1993.

The Spirit of Barnhill lives on both at Bud Walton Arena, and at Barnhill. "The Barn" received a new tenant in 1994 with the start of varsity volleyball at Arkansas. Thanks in large part to its home court advantage, the inaugural Razorback volleyball team won the SEC Western Division title providing a new banner for the old rafters. Gymnastics enjoyed a similar Barnhill boost in 2006. With the inaugural senior class, Arkansas upset national powerhouse UCLA to advance to the NCAA Championship at the Barnhill-hosted NCAA South Central Regional.



TEAM RECORDS

Points: 115 vs. Oral Roberts (2/19/87)
Rebounds: 74 vs. Mississippi Valley St. (11/24/89)
Field Goals Made: 45 vs. Cotley College (2/2/78)
vs. ORU (2/19/87)
Field Goals Attempted: 97 vs. Cotley (2/2/78)
Field Goal Percentage: .680 vs. Ole Miss (34 of 50) (12/15/90)
3-Pt. Goals: 8 vs. Alabama (2/22/92)
3-Pt. Goals Attempted: 21 vs. Alabama (2/22/92)
3-Pt. Goal Pct.: .625 vs. Miss Valley (5-8) (12/10/88)
Free Throws Made: 29 vs. Grambling (12/17/81)
Free Throws Attempted: 43 vs. Miss. Valley (11/24/89)
Free Throw Pct.: .950 vs. McNeese (21-22) (2/14/81)
Fouls: 31 vs. North Texas (12/4/92)
Assists: 30 vs. Northwestern (3/16/91)
Steals: 26 vs. TCU (1/11/83)
Turnovers: 32 vs. Grambling (12/17/81) vs.
Eastern Okla. (1/18/80)
Blocked Shots: 11 vs. SW Missouri (12/19/87)

INDIVIDUAL RECORDS

Points: 36, Shannon Jones (vs. Wash. St., 12/31/92)
Rebounds: 22, Shelly Wallace (vs. SMU, 2/13/88)
Field Goals Made: 14, Bettye Fiscus (vs. Wichita, 2/20/82)
Shelly Wallace (vs. Texas Tech, 2/2/88)
Field Goals Attempted: 26, Debbie Roe (vs. Ark. State, 2/28/78)
3-Pt. Goals: 6, Sha Hopson (vs. Auburn, 1/11/92)
3-Pt. Attempts: 10, Lisa Martin (vs. UH, 3/4/89)
Free Throws: 16, Shelly Wallace (vs. UH, 3/4/89)
Free Throw Att.: 20, Shelly Wallace (vs. UH, 3/4/89)
Free Throw Pct.: 1.000 (11 of 11) Delmonica DeHorney
(vs. Northwestern, 3/16/91)
Assists: 14, Amber Nicholas (vs. Ole Miss, 12/15/90)
Steals: 12, Amanda Holley (vs. TCU, 1/11/83)
Blocked Shots: 9, Robyn Irwin (vs. SW Mo., 12/19/88)

ANNUAL LEADERS

POINTS

2014-15	Jessica Jackson, So.	477
2013-14	Jessica Jackson, Fr.	485
2012-13	Sarah Watkins, Sr.	422
2011-12	C'eira Ricketts, Jr.	373
2010-11	C'eira Ricketts, Sr.	372
2009-10	Charity Ford, Sr.	378
2008-09	C'eira Ricketts, Fr.	402
2007-08	Ayana Brereton, Sr.	344
2006-07	Lauren Ervin, Jr.	395
2005-06	Dominique Washington, Jr.	246
2004-05	Sarah Pfeifer, So.	383
2003-04	Shameka Christon*, Sr.	611
2002-03	Shameka Christon, Jr.	496
2001-02	Shameka Christon, So.	517
2000-01	Wendi Willits, Sr.	430
1999-2000	Wendi Willits, Jr.	451
1998-99	Wendi Willits, So.	470
1997-98	Karyn Karlin, So.	501
1996-97	Kimberly Wilson, Sr.	434
1995-96	Kimberly Wilson, Jr.	502
1994-95	Stephanie Bloomer, Sr.	417
1993-94	Kimberly Wilson, Fr.	384
1992-93	Shea Henderson, Jr.	252
1991-92	Amber Nicholas, Sr.	276
1990-91	Delmonica DeHorney*, Sr.	583
1989-90	Delmonica DeHorney*, Jr.	581
1988-89	Shelly Wallace, Sr.	692
1987-88	Shelly Wallace, Jr.	463
1986-87	Lanell Dawson, Sr.	453
1985-86	Lanell Dawson, Jr.	344
1984-85	Bettye Fiscus, Sr.	554
1983-84	Amanda Holley, Sr.	411
1982-83	Bettye Fiscus, So.	476
1981-82	Bettye Fiscus, Fr.	655
1980-81	Cheryl Orcholski, Fr.	319
1979-80	Lita Stricklin, So.	442
1978-79	Lita Stricklin, Fr.	365
1977-78	Debbie Roe, Sr.	300

REBOUNDS

2014-15	Melissa Wolff, Jr.	251
2013-14	Jessica Jackson, Fr.	181
2012-13	Quistelle Williams, Sr.	231
2011-12	Ashley Daniels, Sr.	210
2010-11	Ashley Daniels, Jr.	248
2009-10	Ashley Daniels, So.	184
2008-09	Whitney Jones, Sr.	247
2007-08	Whitney Jones, Jr.	211
2006-07	Lauren Ervin, Jr.	319
2005-06	Melissa Hobbs	142
2004-05	Danielle Allen	166
2003-04	Shameka Christon	195
2002-03	Shameka Christon	194
2001-02	Shameka Christon	193
2000-01	Lonniya Bragg	221
1999-2000	Lonniya Bragg	204
1998-99	Lonniya Bragg	168
1997-98	Karyn Karlin	181
1996-97	Karyn Karlin	193
1995-96	Sytia Messer	177
1994-95	Stephanie Bloomer	225
1993-94	Yolanda Dickson	199
1992-93	Stephanie Bloomer	168
1991-92	Stephanie Bloomer	144
1990-91	Blair Savage	217
1989-90	Delmonica DeHorney	203
1988-89	Shelly Wallace*	381
1987-88	Shelly Wallace	329
1986-87	Bronwyn Wynn	121
1985-86	Sheila Burkes	194
1984-85	Monica Brown	106
1983-84	Amanda Holley	187
1982-83	Amanda Holley	212
1981-82	Bettye Fiscus	282
1980-81	Monica Van Parys	183
1979-80	Lita Stricklin	190
1978-79	Lita Stricklin	175
1977-78	Marsha Lackey-Vining	173

ASSISTS

2014-15	Calli Berna, Sr.	166
2013-14	Calli Berna, Jr.	205
2012-13	Calli Berna, So.	208
2011-12	C'eira Ricketts, Sr.	143
2010-11	C'eira Ricketts, Jr.	127
2009-10	C'eira Ricketts, So.	121
2008-09	C'eira Ricketts, Fr.	125
2007-08	Brittney Vaughn, Jr.	128
2006-07	Brittney Vaughn, Jr.	176
2005-06	Brittney Vaughn, So.	120
2004-05	Kristin Peoples	96
2003-04	Rochelle Vaughn	156
2002-03	Lakishia Harper	150
2001-02	Amy Wright	205
2000-01	Amy Wright	198
1999-2000	Amy Wright	142
1998-99	Amy Wright	172
1997-98	Christy Smith	146
1996-97	Christy Smith	131
1995-96	Kimberly Wilson	127
1994-95	Christy Smith	133
1993-94	Shea Henderson	123
1992-93	Shea Henderson	68

1991-92	Amber Nicholas	89
1990-91	Amber Nicholas	180
1989-90	Amber Nicholas	169
1988-89	Donna Wilson	186
1987-88	Donna Wilson	146
1986-87	Tracy Webb	173
1985-86	Tracy Webb	86
1984-85	Tracy Webb	104
1983-84	Tracy Webb	61
1982-83	Cheryl Orcholski	101
1981-82	Doris Gaiser	61
1980-81	Leah Gordon	91
1979-80	Kathy Caton	72
1978-79	Kathy Caton	62
1977-78	Marsha Lackey-Vining	74

STEALS

2014-15	Kelsey Brooks, So.	52
2013-14	Calli Berna, Jr.	60
2012-13	Keira Peak, Jr.	54
2011-12	C'eira Ricketts, Sr.	88
2010-11	C'eira Ricketts, Jr.	77
2009-10	C'eira Ricketts, So.	73
2008-09	C'eira Ricketts, Fr.	82
2007-08	Brittney Vaughn	58
2006-07	Brittney Vaughn	71
2005-06	Brittney Vaughn	43
2004-05	Rochelle Vaughn	63
2003-04	Rochelle Vaughn	57
2002-03	India Lewis	68
2001-02	India Lewis	72
2000-01	Amy Wright	54
1999-2000	Karyn Karlin	47
1998-99	Amy Wright	38
1997-98	Christy Smith	54
1996-97	Karyn Karlin	55
1995-96	Kelly Johnson	49
1994-95	Christy Smith	89
1993-94	Shea Henderson	74
1992-93	Shea Henderson	58
1991-92	Amber Nicholas	66
1990-91	Sally Moore	68
1989-90	Amber Nicholas	67
1988-89	Shelly Wallace	70
1987-88	Juliet Jackson	61
1986-87	Tracy Webb	95
1985-86	Tracy Webb	70
1984-85	Tracy Webb	68
1983-84	Amanda Holley	54
1982-83	Bettye Fiscus	57
1981-82	Bettye Fiscus	76
1980-81	Connie Fitzgerald	80
1979-80	Lita Stricklin	88
1978-79	Sandy Scranton	54

FIELD GOAL PCT.

(Min. 100 att.)		
2014-15	Melissa Wolff (118-258), Jr.	.457
2013-14	Jhasmin Bowen (99-193), Jr.	.513
2012-13	Jhasmin Bowen (90-179), So.	.503
2011-12	C'eira Ricketts (152-371), Sr.	.410
2010-11	Ashley Daniels (111-226), Jr.	.491
2009-10	Ashley Daniels (74-142), So.	.521
2008-09	Whitney Jones (131-277)	.473
2007-08	Lauren Ervin (99-186)	.532
2006-07	Lauren Ervin (158-279)	.566
2005-06	Whitney Jones (70-146)	.480
2004-05	Danielle Allen (120-257)	.467
2003-04	Ruby Vaden (98-174)	.563
2002-03	Ruby Vaden (94-207)	.454
2001-02	Shameka Christon (197-418)	.471
2000-01	Lonniya Bragg (138-252)	.548
1999-2000	Lonniya Bragg (127-214)	.594
1998-99	Lonniya Bragg (115-204)	.564
1997-98	Karen Jones (61-109)	.560
1996-97	Shaka Massey (119-231)	.515
1995-96	Shaka Massey (162-283)	.571
1994-95	Karen Jones (65-107)	.608
1993-94	Kelly Johnson (119-220)	.541
1992-93	Blair Savage (89-182)	.489
1991-92	Blair Savage (108-212)	.509
1990-91	Del. DeHorney (227-359)	.632
1989-90	Del. DeHorney (219-349)	.628
1988-89	Shelly Wallace (267-426)	.627
1987-88	Del. DeHorney (146-243)	.601
1986-87	Shelly Wallace (99-191)	.518
1985-86	Monica Brown (118-217)	.544
1984-85	Bettye Fiscus (219-439)	.500
1983-84	Bettye Fiscus (158-296)	.534
1982-83	Amanda Holley (183-344)	.532
1981-82	Kim Bunge (160-328)	.488
1980-81	Mary Munsch (100-211)	.474
1979-80	Lita Stricklin (179-352)	.508
1978-79	Lita Stricklin (109-229)	.475

FREE THROW PCT.

(Min. 50 att.)		
2014-15	Jess Jackson (99-126), So.	.786
2013-14	Jess Jackson (111-138), Fr.	.804
2012-13	Erin Gatling (40-51), Sr.	.784
2011-12	Sarah Watkins (82-111), Jr.	.739
2010-11	Lyndsay Harris (45-65), Sr.	.692
2009-10	Charity Ford (55-63), Sr.	.873
2008-09	Charity Ford (43-59), Jr.	.729
2007-08	Lauren Ervin (45-55), Jr.	.818
2006-07	Sarah Pfeifer (55-68), Sr.	.809
2005-06	Kristin Peoples (50-62)	.807
2004-05	Sarah Pfeifer (89-126)	.706
2003-04	Shameka Christon (126-166)	.759
2002-03	India Lewis (93-109)	.853
2001-02	India Lewis (62-74)	.838
2000-01	Wendi Willits (65-78)	.833
1999-2000	Wendi Willits (80-94)	.851
1998-99	Wendi Willits (70-87)	.805
1997-98	Christy Smith (119-143)	.832
1996-97	Kimberly Wilson (57-68)	.838
1995-96	Kimberly Wilson (67-78)	.859
1994-95	Christy Smith (134-149)**	.899
1993-94	Kelly Johnson (59-74)	.797

ANNUAL STATISTICS

TEAM STATISTICS

				Total		3-Point		F-Throw		Rebounds																
Year	W-L	GP	Min	FG	FGA	Pct	FG	FGA	Pct	FT	FTA	Pct	Off	Def	Tot	Avg	PF	FO	Ast	TO	Blk	Stl	Pts	Avg		
1980-81	11-18	29	-	735	1774	.414	-	-	-	390	578	.675	-	-	1089	37.6	578	22	289	651	51	322	1860	64.1		
1981-82	26-10	36	0	918	2049	.448	-	-	-	722	1000	.722	0	0	1540	42.8	702	18	370	772	120	368	2558	71.1		
1982-83	21-8	29	-	773	1631	.474	-	-	-	465	690	.674	-	-	1129	38.9	565	9	352	609	90	245	2011	69.3		
1983-84	20-9	29	5800	775	1635	.474	-	-	-	439	632	.695	-	-	1013	34.9	574	18	379	588	65	265	1989	68.6		
1984-85	20-8	28	-	815	1793	.455	-	-	-	522	769	.679	-	-	1096	39.1	468	13	329	504	22	294	2152	76.8		
1985-86	22-8	30	6000	991	1967	.504	65	177	.367	443	655	.676	329	779	1225	40.8	589	12	633	273	91	560	2490	83.0		
1986-87	20-12	32	3250	465	962	.483	2	17	.118	280	415	.675	245	366	659	41.2	240	3	244	180	39	274	1212	75.8		
1987-88	13-15	28	5625	784	1648	.476	27	79	.342	421	636	.662	302	694	1088	38.9	541	31	481	263	110	635	2016	72.0		
1988-89	22-8	30	6000	991	1967	.504	65	177	.367	443	655	.676	329	779	1225	40.8	589	12	633	272	91	560	2490	83.0		
1989-90	25-5	30	-	960	1996	.481	39	111	.351	454	689	.659	442	738	1326	44.2	567	19	502	546	131	304	2413	80.4		
1990-91	28-4	32	-	1061	2028	.523	93	218	.427	429	608	.706	357	720	1203	37.6	520	7	694	559	109	357	2644	82.6		
1991-92	11-14	25	-	622	1445	.431	74	214	.346	356	531	.670	275	556	946	37.8	496	15	314	496	55	245	1674	67.0		
1992-93	13-14	27	-	658	1564	.421	64	227	.282	446	643	.694	309	661	1119	41.4	595	20	324	625	85	273	1826	67.6		
1993-94	15-14	29	-	752	1745	.431	96	305	.315	493	717	.688	362	632	1122	38.7	612	20	387	574	76	316	2093	72.2		
1994-95	23-7	30	-	779	1724	.452	122	362	.337	565	734	.770	318	619	1064	35.5	509	9	397	532	74	308	2245	74.8		
1995-96	21-13	34	-	877	1937	.453	154	426	.362	554	781	.709	338	775	1221	35.9	598	11	429	630	92	299	2462	72.4		
1996-97	18-10	28	-	775	1804	.430	142	444	.320	435	613	.710	367	564	1027	36.7	568	7	427	460	110	311	2127	75.0		
1997-98	22-11	33	-	854	2015	.424	191	570	.335	579	794	.729	367	632	1147	34.8	593	7	469	604	75	324	2478	75.1		
1998-99	20-14	34	-	902	2092	.431	198	576	.344	514	742	.693	430	698	1259	37.0	673	13	518	640	97	288	2516	74.0		
1999-2000	17-15	32	-	851	1876	.454	166	435	.382	490	699	.701	356	648	1111	34.7	638	11	474	605	78	296	2358	73.7		
2000-01	20-13	33	-	869	2031	.428	202	593	.341	442	635	.696	396	677	1186	35.9	618	6	466	529	102	295	2382	72.2		
2001-02	20-12	32	-	845	2037	.415	150	492	.305	464	715	.649	389	616	1122	35.1	612	8	426	433	136	339	2304	72.0		
2002-03	22-11	33	-	825	2009	.411	134	424	.316	447	649	.689	399	663	1222	37.0	579	8	451	544	120	328	2231	67.6		
2003-04	16-12	28	-	674	1682	.401	160	554	.289	388	635	.611	325	621	1062	37.9	540	14	416	468	126	266	1896	37.9		
2004-05	17-14	31	6200	755	1955	.386	140	503	.278	401	657	.810	368	617	1116	36.0	593	14	465	553	90	388	2051	66.2		
2005-06	14-15	29	5780	712	1886	.378	202	604	.334	289	440	.657	439	641	1080	37.2	547	13	461	469	82	272	1915	66.0		
2006-07	18-13	31	6275	790	2030	.389	158	543	.291	433	618	.701	465	791	1256	40.5	514	7	462	517	165	307	2171	70.0		
2007-08	17-13	30	6000	741	1729	.429	155	498	.311	331	474	.698	378	736	1114	37.1	424	9	414	483	130	231	1968	65.6		
2008-09	18-14	32	6450	780	1953	.399	200	658	.304	373	559	.667	473	764	1237	38.7	550	10	399	524	130	305	2133	66.7		
2010-11	22-12	34	6850	815	2039	.400	169	531	.318	397	614	.647	454	879	1333	39.2	513	5	420	520	129	296	2196	64.6		
2011-12	24-9	33	6700	751	1957	.384	167	580	.288	380	583	.652	510	767	1277	38.7	503	8	431	488	127	317	2049	62.1		
2012-13	20-13	33	6725	802	1992	.403	163	549	.297	422	621	.680	472	822	1294	39.2	545	12	496	506	131	312	2189	66.3		
2013-14	19-11	30	6000	714	1737	.411	177	508	.348	392	572	.685	394	690	1084	36.1	512	7	452	397	139	277	1997	66.6		
2014-15	18-14	32	6425	659	1800	.366	155	524	.296	437	669	.653	438	845	1283	40.1	548	9	383	421	112	212	1910	59.7		

1992-93	Angela Davis (60-73)	.822
1991-92	Amber Nicholas (49-56)	.875
1990-91	Amber Nicholas (53-66)	.803
1989-90	Amber Nicholas (46-53)	.868
1988-89	Shelly Wallace (158-220)	.718
1987-88	Robyn Irwin (58-83)	.699
1986-87	Tracy Webb (116-145)	.800
1985-86	Debra Williams (45-61)	.738
1984-85	Bettye Fiscus (61-83)	.735
1983-84	Cheryl Orcholski (49-58)	.845
1982-83	Bettye Fiscus (114-151)	.755
1981-82	Connie Fitzgerald (57-69)	.826
1980-81	Mary Munsch (48-66)	.727
1979-80	Lita Stricklin (84-135)	.622
1978-79	Donna Bucella (31-44)	.689

THREE-POINT PCT.

(Min. 40 att.)

2014-15	Jess Jackson (56-163), So.	.344
2013-14	Jess Jackson (48-125), Fr.	.384
2012-13	Erin Gatling (30-79), Sr.	.380
2011-12	Lyndsay Harris (71-213), Sr.	.333
2010-11	Sarah Watkins (23-64), So.	.359
2009-10	Lyndsay Harris (75-220), So.	.341
2008-09	Avanna Brereton (27-32)	.404
2007-08	Brittney Vaughn (28-65)	.431
2006-07	D. Washington (64-173)	.370
2005-06	Kristin Peoples (27-61)	.443
2004-05	Sheree Thompson (30-92)	.326
2003-04	Shameka Christon (47-129)	.364
2002-03	Shameka Christon (29-81)	.358
2001-02	India Lewis (89-271)	.328
2000-01	Wendi Willits (87-215)	.405
1999-2000	India Lewis (66-166)	.398
1998-99	Wendi Willits (104-226)*	.460
1997-98	Wendi Willits (52-146)	.356
1996-97	Kimberly Wilson (57-153)*	.373
1995-96	Kimberly Wilson (89-192)	.464

1994-95	Kimberly Wilson (60-167)	.359
1993-94	Kimberly Wilson (61-161)	.379
1992-93	Angela Davis (12-34)*	.353
1991-92	Sha Hopson (19-43)	.442
1990-91	Amber Nicholas (41-86)	.477
1989-90	Amber Nicholas (31-71)	.437
1988-89	Amber Nicholas (18-46)	.391
1987-88	Lisa Martin (23-59)	.390
1986-87	Juliet Jackson (1-6)!	.167

!-Best on team

(Cumulative statistics for the 1976-77 and 1977-78 seasons are incomplete. Three-point goals began in women's collegiate basketball with the 1986-87 season.)

*--Also led the conference || ***--Also led the nation

1,000 POINT CLUB

BETTYE FISCUS' CAREER STATS

CAREER POINTS/FG/FT/SCORING AVE. LEADER

YEAR	GP	GS	FG	FGA	PCT.	3P	3PA	PCT.	FT	FTA	PCT.	REB	RPG	PF	DQ	A	TO	BK	ST	PTS	PPG
81-82	35	35	236	486	.486	-	-	-	183	229	.799	282	8.1	76	2	34	85	11	76	655	18.7
82-83	26	25	181	370	.489	-	-	-	114	151	.755	189	7.3	56	1	42	68	7	57	476	18.3
83-84	23	22	158	296	.534	-	-	-	72	94	.766	137	6.0	45	1	29	49	0	27	388	16.9
84-85	28	28	219	439	.500	-	-	-	116	148	.784	177	6.3	45	0	38	50	1	45	554	19.8
TOTAL	112	110	794	1591	.499	-	-	-	485	622	.780	785	7.0	222	4	143	252	19	205	2073	18.5



SHAMEKA CHRISTON'S CAREER STATS

CAREER FG ATT. LEADER

YEAR	GP	GS	FG	FGA	PCT.	3P	3PA	PCT.	FT	FTA	PCT.	REB	RPG	PF	DQ	A	TO	BK	ST	PTS	PPG
00-01	32	24	117	289	.405	37	113	.327	56	72	.778	132	4.1	90	2	20	64	29	47	327	10.2
01-02	31	29	197	418	.471	31	104	.298	92	133	.692	193	6.2	74	0	25	60	52	61	517	16.7
02-03	32	32	193	434	.445	29	81	.358	81	117	.692	194	6.1	88	3	47	101	35	50	496	15.5
03-04	28	28	219	500	.438	47	129	.364	126	166	.759	195	7.0	81	3	49	91	46	48	611	21.8
TOTAL	123	113	726	1641	.442	144	427	.337	335	488	.687	714	5.8	333	8	141	316	162	206	1951	15.9



DELMONICA DEHORNEY'S CAREER STATS

CAREER FG PCT./FT ATT./BLOCKS LEADER

YEAR	GP	GS	FG	FGA	PCT.	3P	3PA	PCT.	FT	FTA	PCT.	REB	RPG	PF	DQ	A	TO	BK	ST	PTS	PPG
87-88	28	22	146	243	.601	-	-	-	117	170	.688	167	6.0	98	9	6	50	54	30	409	14.6
88-89	26	4	75	145	.517	-	-	-	62	88	.705	94	3.6	78	4	14	28	28	4	212	8.2
89-90	29	28	219	349	.628	-	-	-	143	213	.671	203	7.0	97	7	24	57	83	21	581	20.0
90-91	32	32	227	359	.632	-	-	-	129	177	.729	177	5.5	77	2	13	72	70	31	583	18.2
TOTAL	115	86	667	1096	.609	-	-	-	451	648	.696	641	5.6	350	22	57	207	235	86	1785	15.5



KIMBERLY WILSON'S CAREER STATS

YEAR	GP	GS	FG	FGA	PCT.	3P	3PA	PCT.	FT	FTA	PCT.	REB	RPG	PF	DQ	A	TO	BK	ST	PTS	PPG
93-94	29	13	134	330	.406	61	161	.379	55	69	.797	130	4.5	66	0	50	79	5	41	384	13.2
94-95	29	27	149	355	.420	60	167	.359	55	72	.764	120	4.1	61	0	52	84	4	33	413	14.2
95-96	34	34	173	343	.504	89	192	.464	67	78	.859	133	3.9	66	1	127	119	9	39	502	14.8
96-97	28	27	160	366	.437	57	153	.373	57	68	.838	116	4.1	69	1	103	86	3	42	434	15.5
TOTAL	120	101	616	1394	.442	267	673	.397	234	287	.815	499	4.2	262	2	332	368	21	155	1733	14.4



SHELLY WALLACE'S CAREER STATS CAREER REBOUND LEADER

YEAR	GP	GS	FG	FGA	PCT.	3P	3PA	PCT.	FT	FTA	PCT.	REB	RPG	PF	DQ	A	TO	BK	ST	PTS	PPG
85-86	29	2	71	137	.518	-	-	-	40	64	.625	132	4.6	53	0	15	35	5	17	182	6.3
86-87	32	14	99	191	.518	-	-	-	48	94	.511	171	5.3	73	2	32	49	2	31	246	7.7
87-88	28	26	184	320	.575	-	-	-	95	140	.679	329	11.8	84	1	94	94	16	51	463	16.5
88-89	30	30	267	426	.627	-	-	-	158	220	.718	381	12.7	79	2	63	67	12	70	692	23.1
TOTAL	119	72	621	1074	.578	-	-	-	341	518	.658	1013	8.5	289	5	204	245	35	169	1583	13.5



WENDI WILLITS' CAREER STATS

CAREER 3PT LEADER

YEAR	GP	GS	FG	FGA	PCT.	3P	3PA	PCT.	FT	FTA	PCT.	REB	RPG	PF	DQ	A	TO	BK	ST	PTS	PPG
97-98	33	5	69	201	.343	52	146	.356	33	43	.767	66	2.0	31	0	40	41	1	23	223	6.8
98-99	33	32	148	322	.460	104	226	.460	70	87	.805	110	3.3	41	0	54	61	5	28	470	14.2
99-00	32	30	149	370	.403	73	184	.397	80	94	.851	96	3.0	48	1	74	66	9	23	451	14.1
00-01	33	30	139	367	.379	87	215	.405	65	78	.833	101	3.1	41	0	60	49	7	29	430	13.0
TOTAL	131	97	505	1260	.401	316	771	.410	248	303	.818	373	2.8	161	1	228	218	22	103	1574	12.0



C'EIRA RICKETTS CAREER STATS

CAREER STEALS LEADER

Year	GP	GS	FG	FGA	Pct	FG	FGA	Pct	FT	FTA	Pct	REB	RPG	PF	FO	Ast	TO	Blk	Stl	Pts	PPG
2008-09	28	26	140	331	.423	9	48	.188	69	94	.734	179	6.4	50	0	107	73	14	77	358	12.8
2009-10	30	30	127	313	.406	7	32	.219	29	55	.527	151	5.0	53	1	121	95	23	73	290	9.7
2010-11	34	34	171	449	.381	29	83	.349	101	148	.682	161	4.7	49	0	127	80	13	77	472	12.9
2011-12	33	33	152	371	.410	15	57	.263	54	79	.684	150	4.5	48	0	143	75	11	88	373	11.3
TOTAL	129	127	606	1498	.405	63	226	.279	262	393	.667	664	5.1	206	1	516	334	63	320	1537	11.9



CHRISTY SMITH'S CAREER STATS

YEAR	GP	GS	FG	FGA	PCT.	3P	3PA	PCT.	FT	FTA	PCT.	REB	RPG	PF	DQ	A	TO	BK	ST	PTS	PPG
94-95	30	30	117	307	.381	40	113	.354	134	149	.899	76	2.5	60	1	133	134	2	89	408	13.6
95-96	22	22	111	276	.402	31	102	.304	110	138	.797	73	3.3	47	0	97	88	1	44	363	16.5
96-97	28	27	100	273	.366	45	134	.336	98	121	.810	68	2.4	57	0	131	82	1	52	343	12.3
97-98	31	31	93	255	.365	40	116	.345	119	143	.832	77	2.5	67	0	146	89	2	54	345	11.1
TOTAL	111	110	421	1111	.379	156	465	.336	461	551	.837	294	2.7	231	1	507	393	6	239	1459	13.1



KARYN KARLIN'S CAREER STATS

YEAR	GP	GS	FG	FGA	PCT.	3P	3PA	PCT.	FT	FTA	PCT.	REB	RPG	PF	DQ	A	TO	BK	ST	PTS	PPG
96-97	28	25	121	244	.496	1	4	.250	76	102	.745	193	6.9	65	0	37	39	35	55	319	11.4
97-98	33	33	198	411	.482	0	0	.000	105	143	.734	181	5.5	83	1	35	65	24	49	501	15.2
98-99	18	18	109	232	.470	0	3	.000	70	93	.753	113	6.3	47	1	13	45	10	24	288	16.0
99-00	32	26	125	293	.427	1	3	.333	82	115	.713	160	5.0	78	0	36	55	10	47	333	10.4
TOTAL	111	102	553	1180	.469	2	10	.200	333	453	.735	647	5.8	273	2	121	204	79	175	1441	13.0



TRACY WEBB'S CAREER STATS

YEAR	GP	GS	FG	FGA	PCT.	3P	3PA	PCT.	FT	FTA	PCT.	REB	RPG	PF	DQ	A	TO	BK	ST	PTS	PPG
83-84	27	5	69	158	.437	-	-	-	75	109	.688	59	2.2	86	4	61	96	4	51	213	7.9
84-85	28	27	127	264	.481	-	-	-	102	142	.718	96	3.4	79	6	104	126	1	68	356	12.7
85-86	30	29	148	353	.419	-	-	-	91	130	.700	117	3.9	87	5	86	98	1	79	327	12.6
86-87	32	30	165	358	.461	1	7	.143	116	145	.800	116	3.6	73	5	173	135	0	95	447	14.0
TOTAL	117	91	509	1133	.449	1	7	.143	384	526	.730	388	3.3	325	20	424	455	6	293	1343	11.5



DANA CHERRY'S CAREER STATS

YEAR	GP	GS	FG	FGA	PCT.	3P	3PA	PCT.	FT	FTA	PCT.	REB	RPG	PF	DQ	A	TO	BK	ST	PTS	PPG
99-00	32	12	96	210	.457	4	7	.571	45	60	.750	118	3.7	68	2	34	89	8	29	241	7.5
00-01	33	26	137	293	.468	2	8	.250	62	84	.738	127	3.9	82	0	36	63	3	23	338	10.2
01-02	32	28	162	345	.470	1	2	.500	93	127	.732	153	4.8	73	0	43	62	9	32	418	13.1
02-03	33	29	148	364	.407	3	8	.375	93	125	.744	165	5.0	61	1	53	80	5	43	392	11.9
TOTAL	130	95	543	1212	.448	10	25	.400	293	396	.740	563	4.3	284	3	166	141	25	127	1389	10.7



SARAH WATKINS CAREER STATS

YEAR	GP	GS	FG	FGA	PCT.	3P	3PA	PCT.	FT	FTA	PCT.	REB	RPG	PF	DQ	A	TO	BK	ST	PTS	PPG
2009-10	30	2	71	188	.378	3	9	.333	31	50	.620	116	3.9	63	0	14	56	40	17	176	5.9
2010-11	34	34	169	364	.464	23	64	.359	97	141	.688	191	5.6	93	2	23	72	58	17	458	13.5
2011-12	33	33	118	333	.354	12	49	.245	82	111	.739	145	4.4	87	2	22	56	63	21	330	10.0
2012-13	33	6	159	343	.464	3	21	.143	101	129	.783	152	4.6	104	6	23	67	40	25	422	12.8
TOTAL	130	75	517	1228	.421	41	143	.287	311	431	.722	604	4.6	347	10	82	251	201	80	1386	10.7



SYTIA MESSER'S CAREER STATS

YEAR	GP	GS	FG	FGA	PCT.	3P	3PA	PCT.	FT	FTA	PCT.	REB	RPG	PF	DQ	A	TO	BK	ST	PTS	PPG
95-96	34	14	102	290	.352	26	100	.260	64	99	.647	177	5.2	65	2	39	90	6	45	294	8.7
96-97	28	24	94	259	.363	22	97	.227	58	83	.699	123	4.4	65	0	40	50	4	60	268	9.6
97-98	33	32	140	354	.396	37	121	.306	97	137	.708	141	4.3	93	4	78	94	10	39	414	12.6
98-99	33	26	133	341	.390	27	94	.287	110	139	.791	162	4.9	93	2	51	85	4	34	403	12.2
TOTAL	128	96	469	1244	.377	112	412	.272	329	458	.718	603	4.7	316	8	208	319	24	178	1379	10.8



LYNDSAY HARRIS' CAREER STATS CAREER 3PT ATTEMPTS LEADER

Year	GP	GS	FG	FGA	Pct	FG	FGA	Pct	FT	FTA	Pct	REB	RPG	PF	FO	Ast	TO	Blk	Stl	Pts	PPG
2008-09	32	28	103	303	.340	56	193	.290	45	70	.643	97	3.0	86	4	58	88	6	42	307	9.6
2009-10	30	30	123	329	.374	75	220	.341	56	75	.747	75	2.5	101	1	95	113	6	41	377	12.6
2010-11	29	29	115	326	.353	81	232	.349	45	65	.692	111	3.8	85	1	64	74	7	39	356	12.3
2011-12	32	19	101	286	.353	71	213	.333	34	49	.694	68	2.1	72	2	48	50	4	38	307	9.6
TOTAL	123	106	442	1244	.355	283	858	.330	180	259	.695	351	2.9	344	8	265	325	23	160	1347	11.0



INDIA LEWIS' CAREER STATS

YEAR	GP	GS	FG	FGA	PCT.	3P	3PA	PCT.	FT	FTA	PCT.	REB	RPG	PF	DQ	A	TO	BK	ST	PTS	PPG
99-00	32	2	85	211	.403	66	166	.398	39	53	.736	58	1.8	49	0	88	75	2	44	275	8.6
00-01	23	2	44	138	.319	36	116	.310	19	23	.826	39	1.7	18	0	46	33	0	26	143	6.2
01-02	32	30	148	401	.368	89	271	.328	62	74	.838	82	2.6	70	3	73	57	6	72	447	14.0
02-03	33	33	137	369	.371	76	234	.325	93	109	.853	91	2.8	51	1	69	49	1	68	443	13.4
TOTAL	119	67	414	1119	.370	267	787	.339	213	259	.822	270	2.3	188	4	276	214	9	117	1308	11.0



CHERYL ORCHOLSKI'S CAREER STATS

YEAR	GP	GS	FG	FGA	PCT.	3P	3PA	PCT.	FT	FTA	PCT.	REB	RPG	PF	DQ	A	TO	BK	ST	PTS	PPG
80-81	29	13	141	310	.455	-	-	-	37	46	.804	319	11.0	75	2	45	109	1	47	319	11.0
81-82	36	36	131	292	.449	-	-	-	79	97	.814	234	6.5	115	6	99	147	2	62	455	12.6
82-83	29	28	101	213	.474	-	-	-	56	74	.757	76	2.6	67	1	101	131	2	29	258	8.9
83-84	29	25	72	165	.436	-	-	-	49	58	.845	48	1.7	52	3	78	114	0	30	207	7.1
TOTAL	123	102	445	980	.454	-	-	-	221	275	.804	667	5.5	309	12	323	501	5	168	1239	10.1



JULIET JACKSON'S CAREER STATS

YEAR	GP	GS	FG	FGA	PCT.	3P	3PA	PCT.	FT	FTA	PCT.	REB	RPG	PF	DQ	A	TO	BK	ST	PTS	PPG
86-87	32	4	74	179	.413	1	6	.167	21	34	.618	50	1.6	47	1	49	63	0	39	170	5.3
87-88	28	21	97	225	.431	3	14	.216	36	62	.581	63	2.3	57	1	77	83	1	61	233	8.3
88-89	30	29	171	335	.510	4	8	.500	45	74	.608	95	3.2	66	2	90	79	1	56	403	13.4
89-90	30	26	158	389	.406	4	19	.211	87	115	.757	114	3.8	97	7	97	59	0	39	407	13.6
TOTAL	120	80	500	1128	.443	12	47	.255	189	285	.663	322	2.7	267	11	313	284	2	195	1,213	10.1



AMBER NICHOLAS' CAREER STATS CAREER FT PCT./3PT PCT. LEADER

YEAR	GP	GS	FG	FGA	PCT.	3P	3PA	PCT.	FT	FTA	PCT.	REB	RPG	PF	DQ	A	TO	BK	ST	PTS	PPG
88-89	30	3	79	178	.444	18	46	.391	26	31	.839	61	2.0	63	0	99	61	1	29	202	6.7
89-90	30	30	128	292	.438	31	71	.437	46	53	.868	131	4.4	69	4	169	116	3	67	333	11.1
90-91	32	32	152	308	.494	41	86	.477	53	66	.803	118	3.7	56	1	180	96	1	58	398	12.4
91-92	25	25	98	255	.384	31	88	.352	49	56	.875	118	4.7	60	2	89	100	1	66	276	11.0
TOTAL	117	90	457	1033	.442	121	291	.416	174	206	.845	428	3.7	248	7	537	373	5	220	1209	10.3



STEPHANIE BLOOMER'S CAREER STATS

YEAR	GP	GS	FG	FGA	PCT.	3P	3PA	PCT.	FT	FTA	PCT.	REB	RPG	PF	DQ	A	TO	BK	ST	PTS	PPG
91-92	25	14	75	170	.441	0	2	.000	54	82	.659	144	5.8	77	5	26	37	27	25	204	8.2
92-93	27	21	94	204	.461	0	2	.000	58	84	.691	168	6.2	74	4	33	70	31	36	246	9.1
93-94	24	18	102	208	.490	0	0	.000	88	132	.667	154	6.4	76	5	30	52	35	41	292	12.2
94-95	29	27	148	284	.521	1	7	.143	120	156	.769	225	7.8	84	3	55	87	33	44	417	14.4
TOTAL	105	80	419	866	.484	1	11	.091	320	545	.587	691	6.6	311	17	139	246	126	146	1159	11.0



AMANDA HOLLEY'S CAREER STATS

YEAR	GP	GS	FG	FGA	PCT.	3P	3PA	PCT.	FT	FTA	PCT.	REB	RPG	PF	DQ	A	TO	BK	ST	PTS	PPG
81-82	36	33	123	292	.421	-	-	-	63	104	.606	242	6.7	117	5	15	66	55	43	309	8.6
82-83	29	28	183	344	.532	-	-	-	68	92	.739	212	7.3	96	1	28	69	50	49	434	15.0
83-84	29	28	171	318	.538	-	-	-	69	97	.711	229	7.9	84	1	44	65	42	46	411	14.2
TOTAL	94	89	477	954	.500	-	-	-	200	293	.683	683	7.3	297	7	87	200	147	138	1,154	12.3



MONICA BROWN'S CAREER STATS

YEAR	GP	GS	FG	FGA	PCT.	3P	3PA	PCT.	FT	FTA	PCT.	REB	RPG	PF	DQ	A	TO	BK	ST	PTS	PPG
83-84	23	10	58	112	.518	-	-	-	19	31	.613	94	4.1	46	2	11	13	4	9	140	5.0
84-85	25	24	111	224	.496	-	-	-	43	70	.614	162	6.5	47	1	N/A	14	4	15	265	10.6
85-86	20	18	118	217	.544	-	-	-	42	59	.712	181	6.0	28	0	19	17	3	35	278	13.9
86-87	32	32	176	336	.524	-	-	-	91	122	.746	252	7.9	62	1	36	60	13	31	443	13.8
TOTAL	100	84	463	889	.521	-	-	-	195	282	.691	689	6.9	183	4	66 (inc.)	104	24	90	1126	11.26



KELLY JOHNSON'S CAREER STATS

YEAR	GP	GS	FG	FGA	PCT.	3P	3PA	PCT.	FT	FTA	PCT.	REB	RPG	PF	DQ	A	TO	BK	ST	PTS	PPG
92-93	20	1	44	81	.543	0	1	.000	30	37	.811	76	2.8	61	5	25	74	3	28	118	5.9
93-94	29	25	119	220	.541	0	1	.000	59	74	.797	144	5.0	57	0	44	77	7	33	297	10.2
94-95	30	29	117	307	.488	0	5	.000	75	91	.824	173	5.8	63	2	42	64	3	31	351	11.7
95-96	34	32	139	310	.448	2	9	.222	63	77	.818	165	4.9	70	2	59	171	10	49	343	10.1
TOTAL	113	87	419	918	.456	2	16	.125	227	279	.813	558	4.9	251	9	170	386	23	141	1109	9.8



BLAIR SAVAGE'S CAREER STATS

YEAR	GP	GS	FG	FGA	PCT.	3P	3PA	PCT.	FT	FTA	PCT.	REB	RPG	PF	DQ	A	TO	BK	ST	PTS	PPG
89-90	30	17	120	235	.511	0	0	.000	23	40	.575	167	5.6	68	3	67	72	12	29	263	8.8
90-91	32	25	155	297	.522	0	0	.000	46	70	.657	217	6.8	81	2	78	71	10	38	356	11.1
91-92	25	22	108	212	.509	0	1	.000	27	53	.509	139	5.6	47	0	33	62	5	27	243	9.7
92-93	27	27	89	182	.489	1	2	.500	31	45	.689	152	5.6	66	2	55	71	19	22	210	7.8
TOTAL	114	91	472	926	.510	1	3	.250	127	208	.610	675	5.9	257	7	233	126	46	116	1072	9.4



SARAH PFEIFER'S CAREER STATS

YEAR	GP	GS	FG	FGA	PCT.	3P	3PA	PCT.	FT	FTA	PCT.	REB	RPG	PF	DQ	A	TO	BK	ST	PTS	PPG
02-03	29	6	43	86	.500	1	1	1.000	30	47	.638	87	3.0	50	1	18	31	10	16	117	4.0
03-04	3	3	8	17	.471	0	0	.000	4	8	.500	8	2.7	5	0	1	1	2	3	20	6.7
04-05	31	17	147	330	.446	0	0	.000	89	126	.706	147	4.7	83	3	32	50	22	36	383	12.4
05-06	Redshirt due to injury																				
06-07	31	14	98	255	.384	0	4	.000	55	68	.809	112	3.6	84	6	32	49	14	24	251	8.1
07-08	30	14	104	265	.392	23	82	.280	54	78	.692	211	4.9	80	3	55	58	24	17	285	9.5
TOTAL	124	54	400	953	.415	24	87	.276	232	327	.709	565	4.5	301	13	138	189	72	96	1056	8.5



KIM BUNGE'S CAREER STATS

YEAR	GP	GS	FG	FGA	PCT.	3P	3PA	PCT.	FT	FTA	PCT.	REB	RPG	PF	DQ	A	TO	BK	ST	PTS	PPG
79-80	23	0	47	96	.489	-	-	-	30	43	.697	102	4.4	58	1	7	35	23	11	124	5.4
80-81	26	15	99	222	.446	-	-	-	78	119	.855	183	6.3	77	3	14	53	38	21	262	10.1
81-82	36	35	160	328	.488	-	-	-	135	189	.714	234	6.5	115	6	19	86	39	40	455	12.6
82-83	29	24	80	173	.462	-	-	-	46	76	.605	133	4.6	76	3	20	48	16	15	206	7.1
TOTAL	114	74	386	619	.624	-	-	-	289	427	.677	652	5.7	326	13	60	222	116	67	1047	9.2



LONNIYA BRAGG'S CAREER STATS

YEAR	GP	GS	FG	FGA	PCT.	3P	3PA	PCT.	FT	FTA	PCT.	REB	RPG	PF	DQ	A	TO	BK	ST	PTS	PPG
97-98	31	3	25	57	.439	0	0	.000	14	30	.467	65	2.1	30	0	5	18	3	17	64	2.1
98-99	34	29	115	204	.564	0	2	.000	67	100	.670	168	4.9	80	3	14	61	11	27	297	8.7
99-00	31	27	127	214	.594	0	0	.000	62	97	.639	204	6.6	80	2	30	76	16	38	316	10.2
00-01	33	32	138	252	.548	0	0	.000	83	128	.648	221	6.7	87	2	36	78	23	39	359	10.9
TOTAL	129	91	405	727	.557	0	2	.000	226	355	.637	658	5.1	277	7	85	233	53	121	1036	8.0



OTHER RECORD HOLDERS

AMY WRIGHT'S CAREER STATS CAREER ASSISTS LEADER

YEAR	GP	GS	FG	FGA	PCT.	3P	3PA	PCT.	FT	FTA	PCT.	REB	RPG	PF	DQ	A	TO	BK	ST	PTS	PPG
98-99	34	33	41	115	.357	7	35	.200	42	65	.646	62	1.8	81	2	172	113	5	38	131	3.9
99-00	32	30	47	123	.382	10	31	.323	40	59	.678	50	1.6	82	2	142	109	4	36	144	4.5
00-01	33	31	84	184	.457	9	30	.300	62	102	.608	106	3.2	75	0	198	124	12	54	239	7.2
01-02	32	31	64	196	.327	7	33	.212	76	117	.650	99	3.1	66	0	205	101	6	66	211	6.6
TOTAL	131	125	236	618	.382	33	129	.256	220	343	.641	317	2.4	304	4	717	447	27	194	725	5.5




LAUREN ERVIN'S CAREER STATS CAREER REBOUNING AVG. LEADER

YEAR	GP	GS	FG	FGA	PCT.	3P	3PA	PCT.	FT	FTA	PCT.	REB	RPG	PF	DQ	A	TO	BK	ST	PTS	PPG
2006-07	31	31	158	279	.566	1	4	.250	78	107	.729	319	10.3	69	0	47	52	76	37	395	12.7
2007-08	16	16	99	186	.532	13	35	.371	45	55	.818	176	11.0	33	0	43	34	27	22	256	16.0
TOTAL	47	47	257	465	.553	14	39	.359	123	162	.759	495	10.5	102	0	90	86	103	59	651	13.9



ALL AMERICANS



ASSOCIATED PRESS ALL-AMERICA

- 2003-04 Shameka Christon, Third Team
- 1997-98 Christy Smith, honorable mention
- 1996-97 Christy Smith, honorable mention
- 1995-96 Christy Smith, honorable mention
- 1994-95 Christy Smith, honorable mention

KODAK ALL-AMERICA HONORS

- 2003-04 Shameka Christon, honorable mention All-America; All-Dist. III
- 1990-91 Delmonica DeHorney, All-America; All-District VI
- 1988-89 Shelly Wallace, honorable mention All-America; All-District VI

OTHER ALL-AMERICA HONORS

- 2008-09 C'eira Ricketts, Second Team (Full Court Press Freshman All-America team)
- 2003-04 Shameka Christon (Wooden Award All-American; finalist, Wade Trophy and Naismith awards; Street & Smith's high honorable mention preseason All-America; Wooden Award preseason All-America)
- 2002-03 Shameka Christon (Street & Smith's high honorable mention preseason All-America; Basketball Times honorable mention All-America; Women's Basketball News Service All-America)
- 2001-02 Shameka Christon (Street & Smith's honorable mention preseason All-America; Basketball Times, honorable mention All-America) Amy Wright (Women's Basketball News Service preseason)
- 1998-99 Karyn Karlin (Women's Basketball News Service All-American, 2nd team)

- 1997-98 Christy Smith (Women's Basketball News Service All-American, 2nd team; WBNS preseason All-American) Karyn Karlin (Women's Basketball News Service All-American, 3rd team)
- 1996-97 Christy Smith (Women's BB News Service; Athlon Sports, Lindy's, 2nd team preseason All-American)
- 1995-96 Christy Smith (ESPN Basketball Top 5; Women's Basketball News Service, 2nd team preseason All-America) Sytia Messer & Shaka Massey (PRIME Network Freshman All-America)
- 1994-95 Christy Smith (Women's Basketball News Service, 2nd team; WBNS Freshman All-America, 1st team) Kimberly Wilson & Stephanie Bloomer (Women's Basketball News Service, preseason All-America)
- 1990-91 Delmonica DeHorney (USA TODAY top 15; Street & Smith's, 1st team; Dick Vitale's Basketball, 2nd team) Amber Nicholas (Street & Smith's BB Yearbook, honorable mention).
- 1988-89 Shelly Wallace (American Women's Sports Federation, 2nd team; Street & Smith's, honorable mention)
- 1987-88 Delmonica DeHorney (American Women's Sports Federation, Freshman All-America Team)
- 1985-86 Lanell Dawson (American Women's Sports Federation, Freshman All-America Team; Women's Basketball Yearbook Freshman All-America, honorable mention)



COSIDA ACADEMIC ALL-AMERICA

- 2007-08 Sarah Pfeifer, national ballot
- 2006-07 Sarah Pfeifer, national ballot
- 2005-06 Kristin Peoples, 3rd Team
- 2004-05 Kristin Peoples, national ballot
- 1990-91 Amber Nicholas, 2nd Team
- 1989-90 Amber Nicholas, 3rd Team

COSIDA ACADEMIC ALL-DISTRICT

- 2012-13 Calli Berna, 1st Team
- 2007-08 Sarah Pfeifer, 1st Team Brittney Vaughn, 2nd Team
- 2006-07 Sarah Pfeifer, 1st Team
- 2005-06 Kristin Peoples, 1st Team
- 2004-05 Kristin Peoples, 1st Team Sarah Pfeifer, 2nd Team
- 1990-91 Amber Nicholas, 1st Team Sally Moore, 2nd Team

On Twitter, Instagram and Facebook @RazorbackWBB

ALL SEC HONORS

The All–Southeastern Conference–Team is selected by the league coaches and has changed twice in the recent seasons. Since the league’s inception, the–team was composed of a first– and second–team of 10 players each. In 2003, only 10 players -- five first, five second -- were selected. In 2004, 16 players -- eight first and eight second -- were chosen, the format which continues today. Five freshmen are chosen to the all–freshman–team (with the exception of 1999). In addition, the academic–team for the SEC, the SEC Academic Honor Roll, is chosen each season. After 2001, the honor roll is one year out of sequence to allow seniors to earn fourth–year honors. Recent additions to the–team structure were made in 2003 with the Community Service Team, 2004 with Scholar–Athlete of the Year and Defensive Player of the Year, 2006 saw the first Freshmen of the Week and 2008 a five–player all–defensive–team.

2015

Jessica Jackson, Preseason SEC Second–Team (media & coaches)
 Jessica Jackson, SEC All–Second–Team (AP & coaches)
 Jessica Jackson, CollegeSportsMadness.com Fourth–Team All–SEC
 Jessica Jackson, CollegeSportsMadness.com Preseason Third–Team All–SEC
 Kelsey Brooks, CollegeSportsMadness.com Second–Team All–SEC
 Joey Bailey, Community Service Team

2014

Jessica Jackson, SEC Second–Team
 Jessica Jackson, SEC All–Freshman–Team
 Jessica Jackson, AP SEC Honorable Mention
 Jessica Jackson, First–Year Academic Honor Roll
 Jessica Jackson, SEC FR of Week (3 times)
 McKenzie Adams, First–Year Academic Honor Roll
 Kelsey Brooks, First–Year Academic Honor Roll
 Brianna Pitts, First–Year Academic Honor Roll
 Joey Bailey, Community Service Team
 Joey Bailey, Academic Honor Roll
 Calli Berna, Academic Honor Roll
 Anna Carlotta–Faussurier, Academic Honor Roll
 Melissa Wolff, Academic Honor Roll

2013

Sarah Watkins, SEC Co–Sixth POW
 Sarah Watkins, Preseason CollegeSportsMadness.com Second–Team All–SEC
 Sarah Watkins, CollegeSportsMadness.com Fourth–Team All–SEC
 Erin Gatling, Community Service Team

2012

C’eira Ricketts, Preseason First–Team (media & coaches)
 C’eira Ricketts, First–Team (coaches)
 C’eira Ricketts, Second–Team AP
 C’eira Ricketts, Preseason CollegeSportsMadness.com First–Team All–SEC
 C’eira Ricketts, CollegeSportsMadness.com Second–Team All–SEC
 Sarah Watkins, Preseason Second–Team (media & coaches)
 Sarah Watkins, Second–Team (coaches)
 Sarah Watkins, Preseason CollegeSportsMadness.com Second–Team All–SEC
 Sarah Watkins, CollegeSportsMadness.com Fourth–Team All–SEC
 Ashley Daniels Preseason CollegeSportsMadness.com Second–Team All–SEC
 Julie Inman, Community Service Team
 Tom Collen, SEC Coach of the Year (coaches)
 Tom Collen, CollegeSportsMadness.com Coach of the Year
 Calli Berna, Freshman All–SEC

2011

C’eira Ricketts, Preseason Second–Team (media)
 C’eira Ricketts, Second–Team (coaches)
 Sarah Watkins, Second–Team (coaches)
 Ashley Daniels, Community Service Team

2010

C’eira Ricketts, Preseason Second–Team (media)
 C’eira Ricketts, Preseason First–Team (coaches)
 Ashlea Williams, Community Service Team

2009

C’eira Ricketts, Co–Freshman of the Year
 C’eira Ricketts, Second–Team
 C’eira Ricketts, AP SEC Freshman of the Year
 Charity Ford, Community Service Team
 Lyndsay Harris, Freshman All–SEC
 Lyndsay Harris, Freshman Academic Honor Roll
 Charity Ford, Sixth Player of the Year
 Ayanna Brereton, Academic Honor Roll
 Brittney Richardson, Academic Honor Roll
 Ashlea Williams, Academic Honor Roll

2008

Brittney Vaughn, All–Defense–Team
 Sarah Pfeifer, Academic Honor Roll
 Sarah Pfeifer, Community Service Team
 Brittney Vaughn, Academic Honor Roll

2007

Lauren Ervin, Second–Team
 Sarah Pfeifer, Scholar–Athlete of the Year
 Sarah Pfeifer, Community Service Team
 Leslie Howard, Academic Honor Roll
 Sarah Pfeifer, Academic Honor Roll
 Brittney Vaughn, Academic Honor Roll

2006

Rochelle Vaughn, Community Service Team
 Kristin Peoples, Academic Honor Roll
 Melissa Hobbs, Academic Honor Roll
 Brittney Vaughn, Academic Honor Roll

2005

Sarah Pfeifer, Scholar–Athlete of the Year
 Sarah Pfeifer, Community Service Team
 Sarah Pfeifer, Academic Honor Roll
 April Seggebruch, Academic Honor Roll
 Rochelle Vaughn, Academic Honor Roll
 Kristin Peoples, Academic Honor Roll
 Melissa Hobbs, Academic Honor Roll
 Adrienne Bush, Academic Honor Roll

2004

Shameka Christon, Player of the Year
 Shameka Christon, First–Team (coaches and AP)
 Kristin Peoples, Freshman All–SEC
 Kristin Peoples, Academic Honor Roll
 Rochelle Vaughn, Good Works Team*
 Sarah Pfeifer, Academic Honor Roll
 April Seggebruch, Academic Honor Roll
 Rochelle Vaughn, Academic Honor Roll

2003

Shameka Christon, Second–Team
 Shameka Christon, SEC All–Tournament Team
 Shameka Christon, Good Works*
 Ruby Vaden, Freshman All–SEC
 India Lewis, Academic Honor Roll
 Shanna Harmon, Academic Honor Roll

2002

Shameka Christon, Second–Team
 Shameka Christon, SEC All–Tournament Team
 Dana Cherry, Second–Team
 Celia Anderson, Academic Honor Roll
 Wendi Willits, Academic Honor Roll
 Shanna Harmon, Academic Honor Roll
 India Lewis, Good Works Team*

2001

Shameka Christon, Freshman All–SEC
 Wendi Willits, Academic Honor Roll
 Celia Anderson, Academic Honor Roll
 Joy Oakley, Good Works Team*

2000

Wendi Willits, Second–Team
 Celia Anderson, Academic Honor Roll
 Karyn Karlin, Academic Honor Roll
 Karyn Karlin, Good Works Team*
 Brandi Whitehead, Academic Honor Roll
 Wendi Willits, Academic Honor Roll
 Amy Wright, Academic Honor Roll

1999

Karyn Karlin, Second–Team
 Karyn Karlin, Academic Honor Roll
 Wendi Willits, Academic Honor Roll
 Carrie Satterfield, Good Works Team*

1998

Christy Smith, First–Team
 Karyn Karlin, Second–Team
 Karyn Karlin, Academic Honor Roll
 Carrie Satterfield, Academic Honor Roll
 Christy Smith, Academic Honor Roll
 Tiffany Wright, Academic Honor Roll

1997

Christy Smith, Second–Team
 Kimberly Wilson, Second–Team
 Karyn Karlin, SEC Freshman of the Year
 Karyn Karlin, AP SEC Freshman of the Year
 Karyn Karlin, Freshman All–SEC
 Kimberly Wilson, Academic Honor Roll
 Christy Smith, Academic Honor Roll
 Shaka Massey, Academic Honor Roll
 Carrie Parker, Academic Honor Roll
 Taqueta Roberson, Academic Honor Roll
 Tiffany Wright, Academic Honor Roll

1996

Kimberly Wilson, Second–Team
 Shaka Massey, Freshman All–SEC
 Sytia Messer, Freshman All–SEC
 Christy Smith, Academic Honor Roll

1995

Christy Smith, Freshman of the Year
 Christy Smith All–SEC Second–Team;
 Christy Smith, Consensus All–Freshman–Team
 Kimberly Wilson, Second–Team
 Stephanie Bloomer, Second–Team

1994

Kimberly Wilson, Freshman All–SEC

1993

Angela Davis, Academic Honor Roll
 Blair Savage, Academic Honor Roll

1992

Amber Nicholas, Academic Honor Roll
 Blair Savage, Academic Honor Roll

*Good Works Team became Community Service Team

All–SEC Tournament

2003 Shameka Christon
 2002 Shameka Christon

ALL SEC HONORS

SEC Player of the Week

2015 Kelsey Brooks, Dec. 1 & Dec. 15
 McKinley Bostand, Jan. 19 (freshman)
 Jessica Jackson, Feb. 16 (CoPOW)
 2014 Jessica Jackson, Nov. 25 (freshman)
 Jessica Jackson, Dec. 9 (freshman)
 Jessica Jackson, Jan. 20 (freshman)
 2013 Keira Peak, Nov. 26
 2012 C'eira Ricketts, Nov. 14
 Sarah Watkins, Jan. 23
 Calli Berna, Feb. 13 (freshman)
 2011 C'eira Ricketts, Dec. 6 & Dec. 20
 Sarah Watkins, Jan. 10
 2010 Quistelle Williams, Feb. 15 (freshman)
 2009 C'eira Ricketts, Five Times (freshman)*
 Charity Ford, Feb. 20
 2008 Lauren Ervin, Dec. 5 & Dec. 31
 2007 Brittney Vaughn, Dec. 18
 Donica Cosby, Nov. 27 (freshman)
 2006 Whitney Jones, Dec. 1 (freshman)
 2004 Shameka Christon, Jan. 19, Feb. 9 (co)
 2003 Shameka Christon, Jan. 20
 India Lewis, Dec. 2, 2002
 2001 Wendi Willits, Jan. 25
 2000 Karyn Karlin, Feb. 7
 Dana Cherry, Dec. 13, 1999
 1998 Christy Smith, Jan. 12
 1995 Christy Smith, Jan. 30
 1994 Kimberly Wilson, Rookie of the Week
 1992 Sha Hopson, Jan. 16
 *Ties SEC Record

Associated Press All-Southeastern Conference

Starting with the 1998 season, the Associated Press women's basketball writers voted All-Southeastern Conference-Team.

2014 Jessica Jackson, Honorable Mention
 2012 C'eira Ricketts, First-Team
 2011 C'eira Ricketts, Second-Team
 Sarah Watkins, Honorable Mention
 2009 C'eira Ricketts, Honorable Mention
 2008 Brittney Vaughn, Honorable Mention
 2004 Shameka Christon, Player of the Year & First-Team
 2003 Shameka Christon, Second-Team
 India Lewis, Third-Team
 2002 Shameka Christon, Dana Cherry, Hon. Mention
 2001 Wendi Willits, Third-Team
 1999 Karyn Karlin, Second-Team
 1998 Christy Smith, First-Team



Shameka Christon was honored at the 2009-10 SEC Tournament as an SEC Legend.

SEC LEGENDS

In 2001, the Southeastern Conference began recognizing Women's Legends, showcasing former student-athletes and coaches from all of the SEC member institutions. Each legend is celebrated individually on each Sunday and Thursday between in a countdown to the SEC Tournament on the SEC website. The class will be honored at the SEC Women's Basketball Tournament during halftime of their teams first game of the tournament.

2001	Christy Smith	2009	Lisa Sparks Walker, track and field
2002	Wendi Willits	2010	Shameka Christon
2003	Amber Shirey	2011	Delmonica DeHorney Hawkins
2004	Christy Smith Flowers	2012	Sytia Messer
2005	Tracy Webb Rice	2013	Blair Savage
2006	Bettye Fiscus Dickey	2014	Juliet Jackson
2007	Kimberly Wilson Jenkins	2015	Sarah Pfeiffer
2008	Shelley Wallace		

SEC HONORS SORTED BY AWARD

SEC Player of the Year

2004 Shameka Christon

AP SEC Player of the Year

2004 Shameka Christon

SEC Coach of the Year

2012 Tom Collen

SEC Freshman of the Year

2009 C'eira Ricketts (co-freshman of year)

1997 Karyn Karlin

1995 Christy Smith

AP SEC Freshman of the Year

2009 C'eira Ricketts

1997 Karyn Karlin

SEC Scholar-Athlete of the Year

2007 Sarah Pfeifer

2005 Sarah Pfeifer

All-SEC (Coaches)

2015 Jessica Jackson, Second-Team

2014 Jessica Jackson, Second-Team

2012 C'eira Ricketts, Preseason First-Team

2012 C'eira Ricketts, First-Team

2012 Sarah Watkins, Preseason Second-Team

2012 Sarah Watkins, Second-Team

2011 C'eira Ricketts, Preseason Second-Team

2011 Sarah Watkins, Second Team

2010 C'eira Ricketts, Preseason First-Team

2009 C'eira Ricketts, Second Team

2007 Lauren Ervin, Second Team

2004 Shameka Christon, First Team

2003 Shameka Christon, Second Team

2002 Shameka Christon, Second Team

2002 Dana Cherry, Second Team

2000 Wendi Willits, Second Team

1999 Karyn Karlin, Second Team

1998 Christy Smith, First Team

1998 Karyn Karlin, Second Team

1997 Christy Smith, Second Team

1997 Kimberly Wilson, Second Team

1996 Kimberly Wilson, Second Team

1995 Christy Smith, Second-Team

1995 Kimberly Wilson, Second Team

1995 Stephanie Bloomer, Second Team

All-SEC (Media)

2015 Jessica Jackson, Preseason Second-Team

2012 C'eira Ricketts, Preseason First-Team

2012 Sarah Watkins, Preseason Second-Team

2011 C'eira Ricketts, Second-Team

2010 C'eira Ricketts, Preseason Second-Team

SEC All-Freshman Team

2014 Jessica Jackson

2012 Calli Berna

2009 Lyndsay Harris

2009 C'eira Ricketts

2007 Donica Cosby

2004 Kristin Peoples

2003 Ruby Vaden

2001 Shameka Christon

1997 Karyn Karlin

1996 Shaka Massey

1996 Sytia Messer

1995 Christy Smith, Consensus All-Freshman Team

1994 Kimberly Wilson

SEC All-Defensive Team

2008 Brittney Vaughn

Associated Press All-SEC

Starting with the 1998 season, the Associated Press women's basketball writers voted All-SEC team.

2015 Jessica Jackson, Second-Team

2014 Jessica Jackson, Honorable Mention

2012 C'eira Ricketts, Preseason Second-Team

2012 C'eira Ricketts, First Team

2011 C'eira Ricketts, Second Team

2011 Sarah Watkins, Honorable Mention

2009 C'eira Ricketts, Honorable Mention

2008 Brittney Vaughn, Honorable Mention

2007 Lauren Ervin, Second Team

2004 Shameka Christon, Player of the Year & First Team

2003 Shameka Christon, Second Team

2003 India Lewis, Third Team

2002 Shameka Christon, Dana Cherry, Hon. Mention

2001 Wendi Willits, Third Team

1999 Karyn Karlin, Second Team

1998 Christy Smith, First Team

1998 Karyn Karlin, Third Team

1997 Karyn Karlin, AP Freshman of the Year

1997 Christy Smith, Honorable Mention

SEC Community Service Team*

2015 Joey Bailey

2014 Joey Bailey

2013 Erin Gatling

2012 Julie Inman

2011 Ashley Daniels

2010 Ashlea Williams

2009 Charity Ford

2008 Sarah Pfeifer

2007 Sarah Pfeifer

2006 Rochelle Vaughn

2005 Sarah Pfeifer

2004 Rochelle Vaughn

2003 Shameka Christon

2002 India Lewis

2001 Joy Oakley

2000 Karyn Karlin

1999 Carrie Satterfield

**Called SEC Good Works Team until 2004*

SEC Sixth Player of the Year

2013 Sarah Watkins, Co-Sixth Player of the Year

2009 Charity Ford

CollegeSportsMadness.com All-SEC

2015 Jessica Jackson, Preseason Third-Team

2015 Jessica Jackson, Postseason Fourth-Team

2013 Sarah Watkins, Preseason Second-Team

2013 Sarah Watkins, Postseason Fourth-Team

2012 C'eira Ricketts, Preseason First-Team

2012 C'eira Ricketts, Postseason Second-Team

2012 Sarah Watkins, Preseason Second-Team

2012 Sarah Watkins, Preseason Fourth-Team

2012 Ashley Daniels, Preseason Second-Team

2012 Tom Collen, Coach of the Year

All-SEC Tournament

2003 Shameka Christon

2002 Shameka Christon

SEC Player of the Week

2015 Kelsey Brooks, Dec. 1 & Dec. 15

McKinley Bostad, Jan. 19 (freshman)

Jessica Jackson, Feb. 16 (CoPOW)

2014 Jessica Jackson, Nov. 25 (freshman)

Jessica Jackson, Dec. 9 (freshman)

Jessica Jackson, Jan. 20 (freshman)

2013 Keira Peak, Nov. 26

2012 C'eira Ricketts, Nov. 14

Sarah Watkins, Jan. 23

Calli Berna, Feb. 13 (freshman)

2011 C'eira Ricketts, Dec. 6 & Dec. 20

Sarah Watkins, Jan. 10

Keira Peak, Feb. 20

2010 Quistelle Williams, Feb. 15 (freshman)

2009 C'eira Ricketts, Five Times (freshman)*
Nov. 24, Jan. 19, Jan. 26, Feb. 9, Feb. 16

Charity Ford, Feb. 20

2008 Lauren Ervin, Dec. 5 & Dec. 31

2007 Brittney Vaughn, Dec. 18

Donica Cosby, Nov. 27 (freshman)

2006 Whitney Jones, Dec. 1 (freshman)

2004 Shameka Christon, Jan. 19, Feb. 9 (co)

2003 Shameka Christon, Jan. 20

India Lewis, Dec. 2, 2002

2001 Wendi Willits, Jan. 25

2000 Karyn Karlin, Feb. 7

Dana Cherry, Dec. 13, 1999

1998 Christy Smith, Jan. 12

1995 Christy Smith, Jan. 30

1994 Kimberly Wilson, Rookie of the Week

1992 Sha Hopson, Jan. 16

**Ties SEC Record*

SEC Academic Honor Roll

2015 Jhasmin Bowen

2015 Calli Berna

2015 Kelsey Brooks

2015 Joey Bailey

2015 Melissa Wolff

2014 Joey Bailey

2014 Calli Berna

2014 Ana-Carolota Faussurier

2014 Melissa Wolff

2013 Joey Bailey

2013 Calli Berna

2012 Erin Gatling

2012 Julie Inman

2012 Lyndsay Harris

2012 C'eira Ricketts

2011 Julie Inman

2011 Sarah Watkins

2010 Ashlea Williams

2009 Ayanna Brereton

2009 Brittney Richardson

2009 Ashlea Williams

2008 Sarah Pfeifer

2008 Brittney Vaughn

2007 Leslie Howard

2007 Sarah Pfeifer

2007 Brittney Vaughn

2006 Kristin Peoples

2006 Melissa Hobbs

2006 Brittney Vaughn

2005 Sarah Pfeifer

2005 April Seggebruch

2005 Rochelle Vaughn

2005 Kristin Peoples

2005 Melissa Hobbs

2005 Adrienne Bush

2004 Kristin Peoples

2004 Sarah Pfeifer

2004 April Seggebruch

2004 Rochelle Vaughn

2003 India Lewis

2003 Shanna Harmon

2002 Celia Anderson

2002 Wendi Willits

2002 Shanna Harmon

2001 Wendi Willits

2001 Celia Anderson

2000 Celia Anderson

2000 Karyn Karlin

2000 Brandi Whitehead

2000 Wendi Willits

2000 Amy Wright

1999 Karyn Karlin

1999 Wendi Willits

1998 Karyn Karlin

1998 Carrie Satterfield

1998 Christy Smith

1998 Tiffany Wright

1997 Kimberly Wilson

1997 Christy Smith

1997 Shaka Massey

1997 Carrie Parker

1997 Taqueta Roberson

1997 Tiffany Wright

1996 Christy Smith

1993 Angela Davis

1993 Blair Savage

1992 Amber Nicholas

1992 Blair Savage

SEC First-Year Academic Honor Roll

2014-15 McKinley Bostad

2013-14 McKenzie Adams

2013-14 Kelsey Brooks

2013-14 Jessica Jackson

2013-14 Bria Pitts

2012-13 Dominique Wilson

2012-13 Melissa Wolff

2011-12 Joey Bailey

2011-12 Calli Berna

2011-12 Jhasmin Bowen

2010-11 Julie Inman

2010-11 Sarah Watkins

2009-10 Brittney Richardson

2009-10 Ashlea Williams

2008-09 Julie Inman

2008-09 Lyndsay Harris

2008 Brittney Richardson

2008 Ashlea Williams

2005 Brittney Vaughn

1993-94 Kimberly Wilson

ALL SWC HONORS

The All-Southwest Conference team selected by the league coaches was composed of five players from 1983-86. Starting in 1987, two five-player teams were chosen. In 1988, an academic team, co-sponsored by GTE, was started.

1991

Delmonica DeHorney, 1st Team, Player of the Year
Amber Nicholas, 1st Team, Academic Team
Blair Savage, 2nd Team
Sha Hopson, All-Newcomer Team

1990

Delmonica DeHorney, 1st Team, Player of the Year
Juliet Jackson, 2nd Team
Amber Nicholas, 2nd Team, Acad. Team
Sue Pack, Academic Team
John Sutherland, Coach of the Year

1989

Shelly Wallace, 1st Team
Juliet Jackson, 2nd Team
John Sutherland, Coach of the Year

1988

Shelly Wallace, 1st Team
Delmonica DeHorney, 2nd Team,
Newcomer of the Year
Cindy Daley, Academic Team

1987

Tracy Webb, 1st Team
Monica Brown, 2nd Team

1986

John Sutherland, Coach of the Year

1985

Bettye Fiscus

1984

Amanda Holley

1983

Bettye Fiscus

1982

Bettye Fiscus, Kim Bunge

All-SWC Tournament

1991 Amber Nicholas, MVP
Delmonica DeHorney, Sha Hopson
1989 Shelly Wallace, Lisa Martin
1987 Tracy Webb, Bronwyn Wynn
1985 Bettye Fiscus
1984 Amanda Holley
1983 Bettye Fiscus

SWC Player of the Week

Player of the Week honors started in 1986-87.
1991 Delmonica DeHorney, Jan. 14, Feb. 21
Blair Savage, Dec. 17

1990 Delmonica DeHorney, Jan. 9, Feb. 6
(co-player), Feb. 27
Amber Nicholas, Feb. 13 (co-player)
Blair Savage, Jan. 23

1989 Shelly Wallace, Dec. 13, Dec. 20, Feb. 21
1988 Shelly Wallace, Feb. 16, Feb. 23, Mar. 7
1987 Bronwyn Wynn, Jan. 27
Tracy Webb, Feb. 17
Monica Brown, Feb. 24

SWC All-Decade Team

Selected on the 10th anniversary of women's championships in the Southwest Conference.

First Team Delmonica DeHorney
Second Team Bettye Fiscus
Shelly Wallace

SWC HALLOFFAME

The Texas Sports Hall of Fame (TSHOF), in conjunction with the Arkansas Sports Hall of Fame and the Little Rock Touchdown Club, announced the selection of Bettye Fiscus into its 2015 class of inductees for the Southwest Conference Hall of Fame.


As the first female athlete inducted into the Arkansas Sports Hall of Honor in 1994, Bettye Fiscus set the definition by which all other Arkansas women's basketball players are judged. She was the first player to score over 1,000 points in a career, and broke the school record in only two seasons. She went on to become the only Razorback women's basketball player over 2,000 points, and until Razorback All-American Todd Day in the early 1990s, Fiscus was the University's all-time leading scorer. She averaged 18.5 points per game during her career. She was a Wade Trophy Award finalist, an award given to the nation's top women's player. Her jersey number – No. 5 – was the first to be retired by the University of Arkansas – male or female – and was placed in the trophy case and the rafters of Barnhill Arena. In 2015 during a special ceremony, a banner was raised in her honor in Bud Walton Arena, the current home of Razorback Basketball. She still holds 12 Arkansas overall individual records including total points, career scoring average, field goals and free throws and eight class records. When she completed her career, she not only was the all-time leading scorer, but the leader in rebounds as well with 785.



NCAA WOMAN OF THE YEAR



AMBER NICHOLAS
1992 STATE WINNER



BLAIR SAVAGE
1993 STATE WINNER



CHRISTY SMITH
1998 STATE WINNER

Started in 1991 to recognize female athletes, the NCAA Woman of the Year program showcases individuals who have been standouts in athletics, academics and community service.

The Razorback women's basketball team has three university and statewide selections in the NCAA Woman of the Year program.

The University of Arkansas has produced 10 of the first 11 Women of the Year for the state, including the first top 10 national finalist for the state of Arkansas -- track and field All-American Jessica Dailey.

Each NCAA member institution selects its university-wide Woman of the Year. Those nominations are forwarded to the state level where a panel of journalists and NCAA officials vote to select a representative for the state at the national level. These 51 state Women of the Year are honored at the NCAA Woman of the Year banquet where a top 10 and a single national Woman of the Year are chosen.



OTHER HONORS

NCAA Woman of the Year

Christy Smith, 1998
State of Arkansas and National Finalist
Blair Savage, 1993
State of Arkansas and National Finalist
Amber Nicholas, 1992
State of Arkansas and National Finalist

NCAA Postgraduate Scholarship

Amber Nicholas, 1992-93

Wade Trophy

Shameka Christon, 2004 finalist
Amber Nicholas, 1992 nominee
Delmonica DeHorney, 1991 finalist
Bettye Fiscus, 1985 finalist

Naismith Award

Shameka Christon, 2003 ballot, 2004 finalist
Christy Smith, 1997 ballot
Christy Smith, 1996 finalist
Delmonica DeHorney, 1991 finalist

Wooden Award

Shameka Christon, 2004 finalist

Nancy Lieberman Award

Calli Berna, 2014, Watch List

Ed Steitz Award

Wendi Willits, 1999

ESPN Three-Point Contest

Wendi Willits, 2001

Sports Illustrated Player of the Week

Delmonica DeHorney, March 1, 1990

National Coach of the Year

Gary Blair, Basketball Times, 1995
Women's BB News Service, 1995

USA Basketball Team Trials

C'eira Ricketts, 2009
Shameka Christon, 2009
Ruby Vaden, 2003
Danielle Allen, 2003
Shameka Christon, 2001, 2002
Christy Smith, 1997
Shaka Massey, 1996

USA Junior National Team

Shameka Christon, 2001 (FIBA Jr World Bronze Medal)

USA Young Women's Team

Ruby Vaden, 2003 team alternate
Shameka Christon, 2002 (COPABA Gold Medal)

World University Games

Christy Smith, 1997, Gold Medalist

Jones Cup

Gary Blair, 1996, Assistant Coach

Olympic Festival Team

Gary Blair, 1996, North team, head coach
Christy Smith, 1995, North team
Sha Hopson, 1991, South team

US Select Team Trials

Marsha Lackey-Vining, 1978
Debbie Roe, 1978
Shameka Christon, 2009

Bell Atlantic Scholar-Athlete Award

Amber Nicholas, 1990

Entergy Postgraduate Scholarship

Blair Savage, 1993

WBCA Robin Roberts Award

Brittney Vaughn, 2008

WBCA/Honda All-Star Challenge

Christy Smith, 1998 (Selected, did not play due to Final Four)

Athletes in Action (College)

Sytia Messer, 1997 (Europe)
Kimberly Wilson, 1995 (Africa)
Cheryl Orcholski, 1983 (S. America)
John Sutherland, 1983 (Asst. Coach, Asia)

Athletes in Action (Pro)

Karyn Karlin, 2000 & 2001 (USA Tour Team)
Christy Smith, 2000, 1998 (USA Tour Team)
Sytia Messer, 1999 (USA Tour Team)

Athletic Int'l Ministries

Karyn Karlin, 1999, Collegiate Athlete of the Year
Christy Smith, 1998, Collegiate Athlete of the Year

WNBA Camp

Lauren Ervin, 2009
Brittney Vaughn, 2008
Shameka Christon, 2004
Amy Wright, 2002
Wendi Willits, 2001
Karyn Karlin, 2000
Christy Smith, 1998
Kimberly Wilson, 1997

U19 WORLD CHAMPIONSHIP

C'eira Ricketts, 2009

CollegeSports360.com

Primetime Performer Honor Roll

Sarah Watkins, 1/25/12

WBCA Spalding Maggie Dixon DI

Rookie Coach of the Year Finalist
Jimmy Dykes, 2015



Senior guard Calli Berna's high school jersey (Fayetteville #14) hung from the rafters of the Women's Basketball Hall of Fame in Knoxville, Tenn.



Delmonica DeHorney (left) and Bettye Fiscus (right) were honored with their retired banners hung from the rafters in Bud Walton Arena during the 2014-15 season. They are joined by Senior Women's Administrator Julie Cromer.

ALL TOURNAMENT

2014-15	South Point Thanksgiving Shootout (Las Vegas) Kelsey Brooks, MVP Jessica Jackson, all-tournament	1997-98	Arkansas Dial Classic VII Sytia Messer, all-tourn.; Karyn Karlin, MVP NCAA West Regional Christy Smith, Treva Christensen, all-tourn. Sytia Messer, MVP	1991-92	Arkansas Dial Classic Angela Davis, Blair Savage, Amber Nicholas, all-tournament; Nicholas, MVP Lady Cougar Invitational (Houston) Sha Hopson, all-tournament
2013-14	New Mexico Thanksgiving Tournament (Albuquerque) Jhasmin Bowen, MVP Calli Berna, all-tournament	1996-97	Kona Classic Karyn Karlin, Sytia Messer, all-tournament Arkansas Dial Classic VI Kim Wilson, Shaka Massey, all-tourn.; Christy Smith, MVP	1990-91	Arkansas Thanksgiving Tournament Delmonica DeHorney, Amber Nicholas, Christi Willson, all-tourn.; DeHorney, co-MVP Washington State Dial Classic Amber Nicholas, Delmonica DeHorney, Blair Savage, Sally Moore, all-t.; Nicholas, MVP Bell Atlantic Holiday (Rutgers) Amber Nicholas, all-tournament NCAA Midwest Regional Delmonica DeHorney, all-tournament
2012-13	Mariott Wakiki Beach Resort Classic (Honolulu) Keira Peak, MVP Sarah Watkins, all-tournament	1995-96	Women's Pre-Season NIT Christy Smith, Kimberly Wilson, all-tournament Arkansas Dial Classic V Kimberly Wilson, Kelly Johnson, all-tourn.; Christy Smith, MVP Dr. Pepper Holiday Classic (Baylor) Kimberly Wilson, all-tourn.; Kelly Johnson, Hustle award; Christy Smith, MVP National Women's Inv. Tournament Kimberly Wilson, all-tournament	1989-90	Arkansas Thanksgiving Tournament Juliet Jackson, Sally Moore, Blair Savage, all-tournament; Jackson and Moore, co-MVP Arizona State Dial Classic Juliet Jackson, Delmonica DeHorney, att; Amber Nicholas, MVP
2011-12	WBI Tip-Off Classic (Daytona Beach) Sarah Watkins, all-tournament C'eira Ricketts, MVP	1994-95	United States Olympic Festival Christy Smith, all-tournament Seven-Up/Desert Classic (UNLV) Stephanie Bloomer, all-tournament Kimberly Wilson, all-tournament & MVP Arkansas Dial Classic IV Kim Wilson, Christy Smith, all-tournament Kelly Johnson, MVP FIU Sun & Fun Tournament Stephanie Bloomer, all-tournament		NCAA West Regional Delmonica DeHorney, all-tournament
2010-11	UTEP Thanksgiving Classic Lyndsay Harris, Sarah Watkins, all-tournament C'eira Ricketts, Defensive MVP	1993-94	Rainbow Wahine Classic Stephanie Bloomer, all-tournament Arkansas Dial Classic III Stephanie Bloomer, all-tourn.; Shea Henderson, MVP	1988-89	Auburn Dial Classic Shelly Wallace, all-tournament Ladyjack (SFA) Dial Classic Shelly Wallace, all-tournament
2008-09	Commerce Bank Wildcat Classic Whitney Jones, C'eira Ricketts, all-tournament Junkanoo Jam Lyndsay Harris, all-tournament	1992-93	Arkansas Dial Classic II Angela Davis, Blair Savage, all-tourn.; Shea Henderson, MVP	1986-87	BG (Bowling Green) Invitational Lanell Dawson, all-tournament
2007-08	UTSA Thanksgiving Classic Whitney Jones, Lauren Ervin, all-tournament Blue Sky Holiday Classic (Dartmouth) Lauren Ervin, MVP Brittney Vaughn, all-tournament			1985-86	Lady Rebel (Ole Miss) Dial Classic Debra Williams, all-tournament National Women's Inv. Tournament Lanell Dawson, Monica Brown, all-tournament; Tracy Webb, MVP
2006-07	Hawaiian Airlines Rainbow Wahine Classic Donica Cosby, all-tournament			1983-84	Minnesota Dial Classic Bettye Fiscus, Amanda Holley
2005-06	Florida International Holiday Classic Kristin Moore, Rochelle Vaughn, all-tournament			1982-83	Lady Razorback Invitational Bettye Fiscus, MVP
2004-05	Flint Hills Resources Holiday Classic Kristin Peoples, all-tournament			1981-82	Lady Razorback Invitational Bettye Fiscus, MVP Northern Lights Invitational Bettye Fiscus, all-tournament
2003-04	LMU Thanksgiving Classic Shameka Christon, MVP; Rochelle Vaughn, all-tournament			1980-81	Lady Razorback Invitational Kim Bunge, MVP
2002-03	Paradise Jam India Lewis, Shameka Christon, all-tournament Gene Hackerman (Rice) India Lewis, MVP Shameka Christon, all-tournament				
2000-01	Rainbow Wahine Invitational Wendi Willits, Lonniya Bragg, all-tournament				
1999-2000	Princeton Invitational India Lewis, all-tourn.; Wendi Willits, MVP				
1998-99	Four in the Fall (WBCA) Karyn Karlin, all-tournament Arkansas Invitational Wendi Willits, all-tourn.; Karyn Karlin, MVP Lady Griz Holiday Classic (Montana) Kamara Stancle, all-tourn.; Karyn Karlin, MVP Women's NIT Sytia Messer, all-tourn.; Lonniya Bragg, MVP				



Bettye Fiscus (back row standing at left) is the first Razorback women's basketball player to earn all-tournament. This is the all-tournament team from one of the great women's basketball tournaments of the early era, the Northern Lights Invitational hosted by University of Alaska-Anchorage.

CONFERENCE, NATIONAL LEADERS

Individual -- NCAA Division I

1995 Christy Smith, free throw pct. 89.9

Team -- NCAA Division I

1991 Field Goal Pct. 52.3

Individual -- SEC

2013 Calli Berna (all games), asst/to ratio 2.85

2012 Sarah Watkins (tie), blocks 2.5 bpg

Ashley Daniels, Off Reb. 3.3 orpg

2011 Lyndsay Harris, 3pt made 81/2.8 per

2004 Shameka Christon, scoring 611 pts/21.8 ppg

2002 India Lewis, 3pt made 89/2.8 per

1999 Wendi Willits, 3pt pct. 46.0

Wendi Willits, 3pt made 104/3.2 per

1996 Kimberly Wilson, 3pt pct. 46.4

1995 Christy Smith, free throw pct. 89.9

Team -- SEC

2014 Scoring Defense (all games) 54.1 ppg

2014 TO Margin (all games) +6.13

2013 TO Margin (SEC games) +4.94

2014 Assist/TO ratio (all games) 1.14

2005 Steals 833/12.52 per game

2000 3-Point Pct. 38.2

1996 3-Point Pct. Defense 28.1

1995 Free Throw Pct. 77.0

1993 3-Point Pct. Defense 23.9

NCAA Statistics

Arkansas - 2014-15 Women's Basketball Ranking Summary thru games 04/07/2015

Statistic	National Rank	Conference Rank	Value	National Leader	Value	Conference Leader	Value
Assist Turnover Ratio (343 ranked)	94	4	0.91	Villanova	1.79	South Carolina	1.17
Assists Per Game (343 ranked)	231	11	12.0	UConn	21.2	South Carolina	16.6
Blocked Shots Per Game (343 ranked)	147	7	3.5	UConn	7.9	South Carolina	6.3
Defensive Rebounds per Game (30 ranked)				Idaho	31	Missouri	29
Field-Goal Percentage (343 ranked)	291	14	36.6	UConn	54.0	South Carolina	48.4
Field-Goal Percentage Defense (343 ranked)	38	4	36.8	UConn	30.9	South Carolina	34.9
Free-Throw Percentage (343 ranked)	284	11	65.3	Washington	78.0	Tennessee	75.3
Offensive Rebounds per Game (30 ranked)				Sacramento St.	20	Mississippi St.	17
Personal Fouls Per Game (343 ranked)	136	5	17.1	Chattanooga	11.1	Tennessee	14.2
Rebound Margin (343 ranked)	56	4	4.2	George Washington	13.8	South Carolina	9.6
Scoring Defense (343 ranked)	22	4	55.9	UConn	48.6	South Carolina	54.1
Scoring Margin (343 ranked)	116	8	3.8	UConn	40.6	South Carolina	21.7
Scoring Offense (343 ranked)	265	11	59.7	UConn	89.3	South Carolina	75.9
Steals Per Game (343 ranked)	253	13	6.6	Sacramento St.	16.9	LSU	10.9
Three Pt FG Defense (343 ranked)	58	7	29.1	Texas A&M	24.0	Texas A&M	24.0
Three-Point Field Goals Per Game (343 ranked)	189	3	4.8	Sacramento St.	12.5	Missouri	7.5
Three-Point Field-Goal Percentage (343 ranked)	224	8	29.6	UConn	40.6	South Carolina	34.9
Turnover Margin (343 ranked)	149	11	0.56	Sacramento St.	11.97	Mississippi St.	5.71
Turnovers Per Game (343 ranked)	26	1	13.2	Villanova	8.6	Arkansas	13.2
Won-Lost Percentage (342 ranked)	138	9	56.3	UConn	97.4	South Carolina	91.9

Statistic	Player	National Rank	Conference Rank	Value	National Leader	Value	Conference Leader	Value
Assist Turnover Ratio (250 ranked)	Calli Berna	54	1	1.93	Gillian Abshire, Quinnipiac	4.15	Calli Berna, Arkansas	1.93
Assists Per Game (249 ranked)	Calli Berna	31	2	5.2	Niya Johnson, Baylor	8.9	Jordan Jones, Texas A&M	6.6
Blocked Shots Per Game (250 ranked)					Sophia Ederaine, San Diego	4.75	Martha Alwal, Mississippi St.	2.54
Defensive Rebounds per Game (30 ranked)					Vicky McIntyre, Oral Roberts	12		
Double Doubles (38 ranked)					Jillian Alleyne, Oregon	28	Tia Faleru, Ole Miss	14
Field-Goal Percentage (249 ranked)					Brianna Turner, Notre Dame	65.2	Ashley Williams, Alabama	54.7
Final Points (0 ranked)								
Free-Throw Percentage (249 ranked)	Jessica Jackson	127	6	78.6	Nici Gilday, Santa Clara	94.5	Courtney Walker, Texas A&M	86.5
Offensive Rebounds per Game (30 ranked)					Joy Adams, Iona	5	Tia Faleru, Ole Miss	4
					Ashley Luke, Western Ill.	5		
Points Per Game (249 ranked)	Jessica Jackson	183	1	14.9	Kelsey Mitchell, Ohio St.	24.9	Jessica Jackson, Arkansas	14.9
Rebounds Per Game (250 ranked)	Melissa Wolff	144	5	7.8	Vicky McIntyre, Oral Roberts	15.8	Jordan Frericks, Missouri	9.9
Steals Per Game (249 ranked)					Regina Okoye, Weber St.	3.69	Andraya Carter, Tennessee	2.29
Three-Point Field Goals Per Game (249 ranked)	Jessica Jackson	219	5	1.75	Melissa Dixon, Iowa	3.65	Morgan Eye, Missouri	2.55
Three-Point Field-Goal Percentage (156 ranked)					Kaleena Mosqueda-Lewis, UConn	48.8	Ariel Massengale, Tennessee	36.6
Triple Doubles (5 ranked)					4 players tied	2		

IN THE POLLS

ASSOCIATED PRESS WEEK BY WEEK POLLS

Year	11/20	11/27	12/4	12/11	12/18	12/24	1/1	1/8	1/14	1/21	1/28	2/5	2/12	2/19	2/26	3/5	3/12				
1989-90	-	-	-	-	-	-	-	-	-	-	-	-	-	25	19	19	22				
Year	11/18	11/26	12/3	12/10	12/17	12/24	12/31	1/7	1/14	1/21	1/28	2/4	2/11	2/18	2/25	3/4	3/11				
1990-91	10	8	8	13	10	9	14	14	12	11	12	11	9	9	8	8	9				
Year	11/17	11/24	12/1	12/8	12/15	12/22	12/29	1/5	1/12	1/19	1/26	2/2	2/9	2/16	2/23	3/1	3/8	3/15			
1991-92	11	18	14	20	20	24	T25	-	-	-	-	-	-	-	-	-	-	-			
Year	PS	11/22	11/29	12/6	12/13	12/20	12/27	1/3	1/10	1/17	1/24	1/31	2/7	2/14	2/21	2/28	3/7	3/14			
1994-95	-	-	-	-	-	-	24	24	-	-	-	22	20	18	16	14	15	15			
Year	PS	11/21	11/28	12/5	12/12	12/19	12/26	1/2	1/9	1/16	1/23	1/30	2/6	2/13	2/20	2/27	3/5	3/12			
1995-96	10	9	9	7	7	8	8	8	14	20	22	24	-	-	-	-	-	-			
Year	PS	11/19	11/26	12/3	12/10	12/17	12/24	12/31	1/7	1/14	1/21	1/28	2/4	2/11	2/18	2/25	3/4	3/11			
1996-97	18	19	20	21	23	23	22	13	10	13	13	18	17	21	20	23	-	-			
Year	PS	11/18	11/25	12/2	12/9	12/16	12/23	12/30	1/6	1/13	1/20	1/27	2/3	2/10	2/17	2/24	3/3	3/10			
1997-98	-	-	24	20	24	24	25	25	-	-	-	-	-	-	-	-	-	-			
Year	PS	11/17	11/24	12/3	12/10	12/17	12/24	12/31	1/7	1/15	1/21	1/28	2/4	2/11	2/18	2/26	3/4	3/11			
1998-99	18	18	14	13	24	-	-	-	-	-	-	-	-	-	-	-	-	-			
Year	11/14	11/18	11/25	12/2	12/9	12/16	12/23	12/30	1/6	1/13	1/20	1/27	2/3	2/10	2/17	2/24	3/3	3/10	3/17		
2002-03	17	17	17	13	13	10	10	9	11	10	8	12	14	13	15	21	23	24	24		
Year	11/12	11/19	11/26	12/3	12/10	12/17	12/24	12/31	1/7	1/15	1/21	1/28	2/4	2/11	2/18	2/26	3/4	3/11			
2006-07	-	-	-	-	25	24	23	20	25	-	-	-	-	-	-	-	-	-			
Year	11/11	11/18	11/25	12/2	12/9	12/16	12/23	12/30	1/6	1/13	1/20	1/27	2/3	2/10	2/17	2/24	3/2	3/9	3/16		
2007-08	-	-	-	-	-	-	-	25	20	-	-	-	-	-	-	-	-	-	-		
Year	PS	11/14	11/21	11/28	12/5	12/12	12/19	12/26	1/2	1/9	1/16	1/23	1/30	2/6	2/13	2/20	2/27	3/6	3/13		
2010-11	-	-	-	-	-	-	25	22	25	20	23	-	-	-	-	-	-	-	-		
Year	PS	11/12	11/19	11/26	12/3	12/10	12/17	12/24	12/31	1/7	1/14	1/21	1/28	2/4	2/11	2/18	2/25	3/4	3/11	F	
2012-13	-	-	-	-	-	-	-	25	23	-	-	-	-	-	-	-	-	-	-	-	
Year	PS	11/17	11/24	12/1	12/8	12/15	12/22	12/29	1/5	1/12	1/19	1/26	2/2	2/9	2/16	2/23	3/2	3/9	3/16		
2014-15	-	-	-	T25	-	-	-	-	-	-	-	-	-	-	-	-	-	-	-		

USA TODAY WEEK BY WEEK POLLS

Year	11/20	11/28	12/5	12/12	12/19	12/26	1/3	1/11	1/17	1/24	1/31	2/7	2/14	2/21	2/28	3/7	3/14	3/19			
1989-90	-	-	-	-	-	-	-	-	-	-	-	-	25	24	17	17	21	8			
Year	11/14	11/28	12/5	12/12	12/19	12/26	1/3	1/8	1/15	1/22	1/29	2/5	2/12	2/19	2/26	3/5	3/14	4/1			
1990-91	10	8	8	13	10	11	14	14	12	11	12	11	9	T9	8	8	8	12			
Year	11/19	12/3	12/10	12/17	12/24	12/31	1/7	1/14	1/21	1/28	2/4	2/11	2/18	2/25	3/3	3/10	3/17	4/6			
1991-92	11	15	21	20	25	24	-	-	-	-	-	-	-	-	-	-	-	-			

USA TODAY-CNN WEEK BY WEEK POLLS

Year	PS	11/29	12/6	12/13	12/20	12/27	1/3	1/10	1/17	1/24	1/31	2/7	2/14	2/21	2/28	3/7	3/14	4/4			
1994-95	-	-	-	-	-	-	-	-	-	-	-	23	23	18	17	18	18	20			
Year	PS	11/21	11/28	12/5	12/12	12/19	12/26	1/2	1/9	1/16	1/23	1/30	2/6	2/13	2/20	2/27	3/5	3/12	4/2		
1995-96	10	9	9	7	8	9	9	7	14	20	21	24	25	25	-	-	-	-	-		
Year	PS	11/19	11/26	12/3	12/10	12/17	12/24	12/31	1/7	1/14	1/21	1/28	2/4	2/11	2/18	2/25	3/4	3/11	4/1		
1996-97	17	19	21	22	25	-	24	20	17	19	16	19	19	24	23	23	-	-	-		

USA TODAY-ESPN WEEK BY WEEK POLLS

Year	PS	11/25	12/2	12/9	12/16	12/23	12/30	1/6	1/13	1/20	1/27	2/3	2/10	2/17	2/24	3/3	3/10				
1997-98	-	25	21	24	-	-	-	-	-	-	-	-	-	-	-	-	-				
Year	PS	11/24	12/3	12/10	12/17	12/24	12/31	1/7	1/15	1/21	1/28	2/4	2/11	2/18	2/26	3/4	3/11				
1998-99	18	14	13	20	-	-	-	-	-	-	-	-	-	-	-	-	-				
Year	PS	11/25	12/2	12/9	12/16	12/23	12/30	1/6	1/13	1/20	1/27	2/3	2/10	2/17	2/24	3/3	3/10	3/17	4/9		
2002-03	16	15	11	11	9	9	8	10	9	7	11	13	13	14	19	21	20	21	25		
Year	11/13	11/20	11/27	12/4	12/11	12/18	12/25	1/1	1/8	1/15	1/22	1/29	2/5	2/12	2/19	2/26	3/5	3/11	4/4		
2006-07	-	-	-	-	-	24	24	23	-	-	-	-	-	-	-	-	-	-	-		
Year	11/12	11/19	11/26	12/3	12/10	12/17	12/24	1/1	1/7	1/14	1/21	1/28	2/4	2/11	2/18	2/25	3/3	3/10	4/8		
2007-08	-	-	-	-	-	-	23	21	18	-	-	-	-	-	-	-	-	-	-		
Year	PS	11/16	11/23	11/30	12/7	12/14	12/21	12/28	1/4	1/11	1/18	1/25	2/1	2/8	2/15	2/22	3/1	3/8	4/7		
2010-11	-	-	-	-	-	-	25	24	-	23	24	-	-	-	-	-	-	-	-		
Year	PS	11/11	11/18	11/25	12/2	12/9	12/16	12/23	12/30	1/6	1/13	1/20	1/27	2/3	2/10	2/17	2/24	3/3	3/10	3/17	4/7
2013-14	-	-	-	-	-	-	-	-	-	25	-	-	-	-	-	-	-	-	-	-	-

COACHING RECORDS

COLE	OVERALL					SOUTHEASTERN				SOUTHWEST				POSTSEASON
	YEAR	ALL	HOME	ROAD	NEU.	PLACE	ALL	HOME	ROAD	PLACE	ALL	HOME	ROAD	
HENN	76-77	10-6	6-0	4-5	0-1									
	77-78	14-9	8-1	5-5	1-3									
	78-79	7-13	4-3	2-7	1-3									
WILLIS	79-80	15-10	7-3	7-4	1-3									SWAIAW Regional
	80-81	11-18	7-6	1-9	3-3									SWAIAW Regional
	81-82	26-10	12-0	6-7	8-3									AIW Sweet 16
SUTHERLAND	82-83	21-8	9-0	7-8	5-0					2nd	6-2	4-0	2-2	
	83-84	20-9	11-2	6-6	3-1					3rd	11-5	7-1	4-4	
	84-85	20-8	12-2	6-4	2-2					3rd	11-5	6-2	5-3	
	85-86	22-8	11-1	9-6	2-1					2nd	13-3	7-1	6-2	NCAA First Round
	86-87	20-12	10-1	6-8	4-3					2nd	12-4	7-1	5-3	NWIT Champion
	87-88	13-15	9-4	3-9	1-2					4th	8-8	5-3	3-5	
	88-89	22-8	9-2	10-4	3-2					2nd	13-3	7-1	6-2	NCAA First Round
	89-90	25-5	11-3	12-1	2-1					t1st	15-1	7-1	8-0	NCAA Elite 8
	90-91	28-4	14-0	9-3	5-1					1st	15-1	8-0	7-1	NCAA Sweet 16
	91-92	11-14	9-3	1-10	1-1	11th	3-8	3-2	0-6					
BLAIR	92-93	13-14	10-4	3-9	0-1	t8th	4-7	3-3	1-4					
	93-94	15-14	9-4	4-9	2-1	9th	3-8	2-3	1-5					
	94-95	23-7	10-2	8-3	5-2	t4th	7-4	4-2	3-2					NCAA Second Round
	95-96	21-13	14-4	5-6	2-3	10th	3-8	3-3	0-5					NWIT Fourth Place
	96-97	18-10	12-3	3-6	3-1	7th	5-7	4-2	1-5					
	97-98	22-11	10-3	6-5	6-3	t6th	7-7	4-3	2-5					NCAA Final Four
	98-99	20-14	15-4	3-8	2-2	11th	5-9	3-4	2-5					WNIT Champion
	99-00	17-15	12-5	4-8	1-2	10th	4-10	4-3	0-7					WNIT Semifinals
	00-01	20-13	9-3	5-7	6-3	t6th	6-8	4-3	2-5					NCAA Second Round
	01-02	20-12	12-2	4-9	4-1	7th	7-7	6-1	2-5					NCAA Second Round
GARDNER	02-03	22-11	12-2	5-6	5-3	7th	7-7	6-1	1-6					NCAA Second Round
	03-04	16-12	7-4	7-7	2-1	9th	5-9	3-4	2-5					
	04-05	17-14	10-4	3-8	4-2	11th	3-11	3-4	0-7					WNIT Second Round
	05-06	13-15	9-4	2-10	2-1	t8th	5-9	4-3	1-6					
COLLEN	06-07	18-13	7-6	9-5	2-2	10th	3-11	1-6	2-5					
	07-08	17-13	10-6	2-6	5-1	11th	2-12	1-6	1-6					
	08-09	18-14	12-5	4-7	2-2	8th	6-8	3-4	3-4					WNIT Third Round
	09-10	12-18	5-7	3-8	4-3	12th	4-12	1-7	3-5					
	10-11	22-12	12-6	9-5	1-1	9th	6-10	2-6	4-4					WNIT Quarterfinals
	11-12	24-9	14-2	6-5	4-2	t4th	10-6	6-2	4-4					NCAA Second Round
	12-13	20-13	12-6	7-5	1-2	8th	6-10	3-5	3-5					WNIT Second Round
DYKES	13-14	19-11	14-4	3-6	2-1	11th	6-10	4-4	2-6					
	14-15	18-14	8-6	6-7	4-1	9th	6-10	4-4	2-6					NCAA Second Round
		710-449	394-127	205-251	111-71		123-208	81-85	42-123		104-32	58-10	46-22	
		All Games	Home	Road	Neutral		SEC	Home	Road		SWC	Home	Road	
	TOTAL	1159	521	456	182		331	166	165		136	68	68	
	WIN	(.613)	(.756)	(.450)	(.610)		(.372)	(.488)	(.255)		(.765)	(.853)	(.676)	

SUMMARY

COACH	TENURE	YRS	GAMES	W-L	PCT	CONF.	PCT.	LEAGUE
Sharon Ogle	1976-78	2	39	24-15	.615	n/a	---	
Joan Henn	1978-81	3	74	33-41	.446	n/a	---	
Matilda Willis	1981-84	3	94	67-27	.713	17-7	.708	SWC
John Sutherland	1984-93	9	262	174-88	.664	87-25	.777	SWC
						7-15	.318	SEC
Gary Blair	1993-2003	10	318	198-120	.623	54-75	.419	SEC
Susie Gardner	2003-2007	4	118	64-54	.542	16-40	.286	SEC
Tom Collen	2008-2014	7	222	132-90	.595	40-68	.370	SEC
Jimmy Dykes	2014-pres.	1	32	18-14	.563	6-10	.375	SEC

COACHES & STAFF



Sharon Ogle



Joan Henn



Matilda Willis



John Sutherland



Gary Blair



Susie Gardner



Tom Collen

HEAD COACHES

Sharon Ogle	1976-78
Joan Henn	1978-81
Matilda Willis	1981-84
John Sutherland	1984-93
Gary Blair	1993-2003
Susie Gardner	2003-07
Tom Collen	2007-2014
Jimmy Dykes	2014-present

Resident Asst.
Deceased (2000)
HC Coach at Tulsa
Assoc. AD-Marshall
HC at Texas A&M
HC at Mercer
Consulting
HC at Arkansas

ASSISTANT COACHES

Judy Grayston, 1978-79	Not Available
Ann Keenan, 1979-80	Not Available
Barbara Foley, 1980-81	Not Available
Jeff Cohen, 1981-82	Not Available
Lisa Parker, 1982-83	Not Available
John Sutherland, 1982-85	Assoc. AD-Marshall
Joey Anders, 1984-85	Not Available
Journey Beard, 1984-85	Not Available

Tracey Mays Stehlik, 1985-93

Don Paul, 1985-88
Leslie Byrd, 1988-89
Loy Moore, 1988-93
Sue Donohoe, 1993-94



Amber Nicholas Shirey, 1993-2007; 2012-2014

Kit Kyle, 1994-96
Vic Schaefer, 1997-2003
Rena Holden, 2003-2005
Johnnie Harris, 2004-07
Khadija Head, 2005-06
Mike Neighbors, 2006-07
Trenia Tillis, 1996-2000
Kelly Bond, 2000-03
Charity Elliott, 2003-04
Zenarae Antoine, 2007-10
Greg Collins, 2007-11

Tari Cummings, 2011-present

Nicki Collen, 2011-2014

Christy Smith, 2014-present

Simeon Hinsey, 2014-15

Tommy Deffenbaugh, 2015-present

Assoc. AD at Arkansas

Not Available
HC Watson Chapel (Pine Bluff, Ark.)
HC Pine Bluff (Ark.) Girls Basketball
Leader Kay You fund

Arkansas Director of Ops

HC Mansfield Timberview (Texas) HS
HC Mississippi State
HC Birmingham Southern
Assoc. HS Mississippi State
Owner TheRecruitingU.com

HC Washington

HC Tyler JC

Assoc. HC Texas A&M

HC Loyola Marymount

HC Texas State

Assoc. HC Western Kentucky

Arkansas Asst. Coach

Asst. Coach FGCU

Arkansas Asst. Coach

Arkansas Director of Player Development

Arkansas Asst. Coach

ASSISTANT/ASSOCIATE HEAD COACHES

Asst. HC Tom Collen, 1993-97
Assoc. HC Vic Schaefer, 2002-03
Assoc. HC Tim Eatman, 2007-10

Consulting
HC Mississippi State
AC Rutgers

DIR. OF BASKETBALL OPERATIONS

Mike Neighbors, 1999-2001

Kelley Waters, 2001-2005

Khadija Head, 2004-05, 06-07

Amber Shirey, 2007-2012, 2014-present

Jessica Bowie, 2012

Jeff Brazil, Internal Ops, 2013-present

Simeon Hinsey, External Ops, 2013-present



STUDENT/GA COACHES

Kelly Lipe, 1983-84

Tracy Webb, 1987-88

Robyn Irwin, 1989-90

Gail Streigler, 1990-91

Jeannie Treat, 1991-92

Amber Nicholas, 1992-93

Blair Savage, 1993-94

Debbie Olivas, 1995-96

Kelly Johnson, 1996-97

Alli Clark, 2003-05

Allison Singleton, 2005-07

Angie Nelp, 2007-08

David Walker, 2008-10

Ashlea Williams, 2010-12

Mike Jennings, 2012-13

Zach Cooper, 2012-2014

Jacob Tolman, 2012-14

Betsy Adams, 2014-present

John Clark, 2014-present

Kendal Ruff, 2015-present



MANAGERS

Morgan Abernathy, 2010

Sammie Baird, 1982-86

Haley Bestgen, 2006-10

Nathan Bodenstein, 2005-07

Chana Boyland, 1985-86

Tina Brewer, 1984-85

Maggie Bricker, 2012-present

Sheila Burns, 1978-79

Susanne Clark, 1991-94

Amy Clement, 1994-98

Jason Clemons, 1996-2000

Amanda Coughlin, 2010-2014

Erin Cox, 2007-10

Colton Crowder, 2015-present

Amber Earls, 2011-15

Alex Fesler, 2011-12

Tom Halbmaier, Jr., 1994-97

Ryanne Hartley, 2009-10

Demi Hargrove, 2015-present

Rita Ivie, 1983-86

Mike Jennings, 2010

Brittney Johnson, 2002-05

Karen Johnson, 1987-88

Jason Jones, 1990-93

M.J. Keeler, 2001-02

Brandon Kirkpatrick, 2014-2015

Lindsey Lawrence, 2014-present

Dianne Lewis, 1977-78

Kelly Lipe, 1980-83

Jarrett Lowrimore, 2015-present

Kim Markham, 2001-02

Cynthia Mathis, 1984-85

Daisy Moore, 1992-93

Morgan Myrick, 2010

Martha Neal, 1987-91

Grace Parker, 2008-12

Emily Pearson, 2008-10

Caroline Powell, 2008-09

Peggy Price, 1979-81

Amira Qaddoumi, 1997-2001

Malina Qaddoumi, 1997-2001

Joseph Richardson, 2014-2015

Brooke Rogers, 2011-2014

Kendall Ruff, 2011-2015

Gail Saulsbury, 1976-77

Allison Singleton, 2001-2004

Trudi Spencer, 2005-08

Jacob Tolman, 2012-2014

Lisa Turner, 1978-79

Marsha Van Parys, 1981-83

Kristy Weathers, 1979-80

David Weaver, 1994-98

Justine Yu, 2015-present

HEAD ATHLETIC TRAINERS

Jerry Cohen, 1976-78

Nancy Stevens, 1978-1989

Sally Werner-Ferrel, 1989-94

Ruth Harris DeBro, 1994-96

Julie Cain, 1995-96



ASSISTANT ATHLETIC TRAINERS

Kris Ring, 1996-99

Sean Collins, 1999-2004

Phill Vardimann, 2004-05

Sarah Melby, 2005-06

Jeremy Brazier, 2006-2012

Natalie Trotter, 2012-present



GRAD ASSISTANTS & STUDENT ATHLETIC TRAINERS

Trevor Carter, 1990-91

Monique Butcher, 1990-91

Traci Gardiner, 1990-92

Kelli Sheffield, 1991-94

Kim Kalina, 1992-94

Christie Clem, 1998-99

Dana Dethrow, 1989-91

Shane Bjornberg, 2001-02

John Parrigon, 2002-03

Maggie Harrington, 2003-04

Lucy Mansfield, 2004-05

Melinda McNew, 2005-06

Katie Weindinger, 2006-07

Rea Tribble, 2007-08

Katelyn Bishop, 2008-09

JoAnn ???, 2008-09

Kurt Andrews, 2009-10

Adrienne Flemming, 2009-10

Betsy Adams, 2014-present

John Clark, 2014-present

MEDIA RELATIONS

Glynda Duncan, 1976-78

Ann O'Brien, 1978-80

Charlie Fiss, 1980-84

Maria Borgstrom, 1984-85

Steve Wright, 1985-89

Bill Smith, 1989-09

Jeri Thorpe, 2009-present



VIDEO COORDINATORS

Jake Nelp, 2007-08

David Walker, 2008-10

Zack Cooper (Asst.), 2012-14

Jeff Brazil, 2010-Present



ALL TIME RESULTS



1976-77

Front row, from left: Jeanette Cowherd, Deborah Cooper, Camille Yancey, Carol Ann Riggs, Joanie Johnston, Karen Osborne, Pat Keck; back row, from left: trainer Jerry Cohen, Debbie Roe, Marsha Lackey-Vining, Joyce Underdown, Joy Dillard, Celeste Holman, Tami Thompson, Deanna Barnes, manager Gail Saulsbury, head coach Sharon Ogle.



1977-78

Front row, from left: Tamera Scherm, Mary Lynn Ederington, Peggy Price, Jeanette Cowherd, Carol Ann Riggs, Marsha Lackey-Vining, Camille Yancey; back row: manager Dianne Lewis, Sheila Burns, Kathy Rowland, Sherry Smith, Joy Dillard, Betsy Broyles, Debbie Roe, Melanie Browder, head coach Sharon Ogle, trainer Jerry Cohen.

1976-77

Overall: 10-6

Home: 6-0; Road: 4-5; N: 0-1

		UA	OPP	W/L
Fri., 11-19	North Arkansas CC!	67	70	L
Wed., 12-1	at John Brown	92	87	W
Sat., 12-4	at Bartlesville Wesleyan	68	19	W
Sat., 12-11	John Brown	76	57	W
Sat., 1-15	at Tulsa	47	55	L
Sat., 1-22	NE Oklahoma St.	62	61	W
Fri., 1-28	at Cottey College	73	44	W
Sat., 1-29	at SW Missouri St.	56	46	W
Mon., 1-31	at North Ark. CC	65	67	L
Wed., 2-2	Carl Albert CC	50	41	W
Fri., 2-4	at NE Oklahoma St.	54	63	L
Sat., 2-5	at Oral Roberts	37	69	L
Mon., 2-7	Arkansas Tech	53	49	W
Thurs., 2-10	at Arkansas Tech	51	54	L
Sat., 2-19	Bartlesville Wesleyan	108	29	W
Sat., 2-26	Tulsa	59	48	W

! - Basketball Festival, West Fork, Ark.

1977-78

Overall: 14-9

Home: 8-1; Road: 5-5; N: 1-3

		UA	OPP	W/L
Fri., 11-18	Ark. St.-Beebe!	62	58	W
Sat., 11-19	Eastern Oklahoma!	90	98	L
Tues., 11-22	at Tulsa	68	50	W
Thurs., 12-1	at John Brown	75	46	W
Tues., 12-6	at Pittsburg St.	67	52	W
Fri., 12-9	at UALR	74	54	W
Sat., 12-10	at Arkansas St.	59	67	L
Wed., 12-14	at Oklahoma	51	80	L
Mon., 1-9	at Oklahoma St.	53	56	L
Sat., 1-21	John Brown	70	57	W
Tues., 1-24	at NE Oklahoma St.	47	56	L
Thurs., 1-26	Tulsa	69	49	W
Tues., 1-31	at Arkansas Tech	65	74	L
Thurs., 2-2	Cottey College	97	29	W
Sat., 2-4	NE Oklahoma St.	72	60	W
Tues., 2-7	SW Missouri St.	66	35	W
Fri., 2-10	Baylor#	62	71	L
Fri., 2-10	Lamar#	50	55	L
Thurs., 2-16	Oral Roberts	71	88	L
Sat., 2-18	Oklahoma St.	55	47	W
Tues., 2-21	Arkansas Tech	61	51	W
Fri., 2-24	at Central Ark.	65	59	W
Thurs., 2-28	Arkansas St.	70	67	W

! - Basketball Festival, West Fork, Ark.

- Houston Tournament, Houston, Texas


FIRST YEAR OF MODERN ERA

Razorback women's basketball got its modern era start in 1976-77 playing to a 10-6 record. Arkansas had two consecutive three-game winning streaks this season and played notables such as Tulsa and Oral Roberts, two teams who still appear on Arkansas' schedule. The Razorbacks were tough at home, going 6-0 that first season. Inaugural team member Joy Dillard returned to campus in 2011-12 joining Jeff Long in celebrating Black History Month.



COACH SHARON OGLE 2 YEARS, 24-15 (1976-1978)

Tasked with starting the women's basketball team, Ogle in fact was restarting a program that existed briefly at the end of the 1960s as an "extramural" team. Aside from a continuous history of teams the following 30 years, the differences that set the 1976-77 team apart from previous squads to become the first varsity team were the official sanction of the Women's Athletics Department, membership in the AIAW -- the national women's collegiate rules body of the period -- and scholarship, albeit partial scholarships. Ogle also signed the first recruited athletes for women's basketball the next season.



On Twitter, Instagram and Facebook @RazorbackWBB



1978-79

Unfortunately, the University of Arkansas does not have a team photo of the 1978-79 team, only this newspaper clipping of a team photo. The members of the 1978-79 team were: Betsy Broyles, Donna Buccella, Kathy Caton, Trisha Cooper, Sharon Delph, L'Anna Howard, Marsha Johnson, Peggy Price, Debbie Roe, Sandy Scranton, Lita Stricklin, Monica Van Parys. The head coach was Joan Henn with assistant coach Judy Grayston. If any former players have a copy of the team photograph, we would like to copy it for our records. Please contact Jeri Thorpe at the Athletic Media Relations office.

1978-79

Overall: 7-13

Home: 4-3; Road: 2-7; N: 1-3


	UA	OPP	W/L
Tues., 11-21 at Tulsa	79	76	W
Tues., 11-28 at John Brown	55	47	W
Thurs., 11-30 at #18 Louisiana Tech	28	82	L
Fri., 12-1 Mississippi College!	47	86	L
Tues., 12-5 at Oklahoma St.	50	60	L
Sat., 12-16 John Brown	73	48	W
Mon., 1-8 Arkansas Tech	55	58	L
Tues., 1-9 Pittsburg St.	58	50	W
Tues., 1-16 Tulsa	66	47	W
Sat., 1-20 at NE Oklahoma St.	64	79	L
Thurs., 1-25 at Arkansas St.	47	55	L
Thurs., 2-1 at SW Missouri St.	58	67	L
Sat., 2-3 at Oral Roberts	46	63	L
Fri., 2-9 Houston#	40	69	L
Sat., 2-10 Prairie View#	48	45	W
Sat., 2-10 Southern#	52	63	L
Wed., 2-14 NE Oklahoma St.	63	69	L
Tues., 2-20 Oklahoma	53	65	L
Thurs., 2-22 at Memphis St.	66	86	L
Wed., 2-28 Arkansas St.	52	37	W

! - at Ruston, La.

- City of Houston Tournament, Houston, Tex.

MONICA VAN PARYS

By virtue of the shorter seasons, Arkansas' early teams own records that may never be broken. For example, the 1978-79 team allowed the fewest points (1,242) in a season, but also scored the fewest points (1,100).



CHERYL ORCHOLSKI



1979-80

Front row, from left: Trisha Cooper, Lita Stricklin, Monica Van Parys, Kim Bunge, Patrice Gillenwater, Tammy Siefkes, Connie Fitzgerald; back row: Peggy Price, manager; Kristy Weathers, manager; Sandy Scranton, Leah Gordon, George Ana Clark, Ann Keenan, assistant coach; Joan Henn, head coach; Kathy Caton, Marsha Johnson, Lisa Harris, Kelly Lipe, Nancy Stevens, trainer.

1979-80

Overall: 15-10

Home: 7-3; Road: 7-4; N: 1-3

	UA	OPP	W/L
Fri., 11-16 Missouri Southern	53	45	W
Mon., 11-19 Iowa St.	56	39	W
Wed., 11-28 at Crowder Col.	63	51	W
Sat., 12-1 Rice	53	35	W
Thurs., 12-6 Rice!	56	51	W
Sat., 12-8 Texas Southern!	47	70	L
Wed., 12-12 Texas A&M!	71	54	W
Sat., 12-15 NE Oklahoma St.	62	58	W
Sat., 1-5 at Pittsburg St. (OT)	60	59	W
Fri., 1-11 at New Orleans	71	47	W
Sat., 1-12 at Tulane	66	65	W
Fri., 1-18 Eastern Oklahoma	39	53	L
Sat., 1-19 Oral Roberts	66	64	W
Tues., 1-22 Oklahoma St.	53	59	L
Sat., 1-26 Alabama	68	54	W
Tues., 1-29 SW Missouri St.	68	36	W
Fri., 2-1 at NE Oklahoma St.	57	42	W
Fri., 2-8 North Texas St.#	50	59	L
Sat., 2-9 Texas Women's#	58	67	L
Tues., 2-12 Memphis St.	65	71	L
Fri., 2-15 at Phillips (OT)	73	77	L
Sat., 2-16 at Oklahoma	50	57	L
Fri., 2-25 at Arkansas Tech	45	55	L
Sat., 3-1 at Arkansas St.	62	55	W
Thurs., 3-6 Texas Tech\$	46	74	L

! - Texas A&M Tournament, Kingsville, Texas

- Mean Green Classic, Denton, Texas

\$ - SWIAW Regional, Baton Rouge, La.

COACH JOAN HENN 3 YEARS, 33-41 (1978-1981)

The second head coach for the Razorback basketball team, Joan Henn saw the expansion of the schedule and roster during her three years at Arkansas. Transitioning to a varsity-style squad filled with recruited scholarship athletes, Henn faced some of the first major regional opponents during the pre-SWC days of AIAW basketball in Fayetteville. Henn has the distinction of being the first coach to take the Razorbacks into post-season competition at the Southwest Regional of the AIAW in Baton Rouge in her second season, and she started the first home tournament.





1980-81

Front row, from left: Brenda Alexander, Connie Fitzgerald, Cecilia Roark, Jan Lookadoo, Cheryl Orcholski, Leah Gordon; back row, from left: Kelly Lipe, manager; Nancy Stevens, trainer; Matilda Willis, assistant coach; Wendy Schopp, Patrice Gillenwater, Mary Munsch, Kim Bunge, Monica Van Parys, Tammy Siefkes, DeAnn Henry, Joan Henn, head coach; Bonnie Foley, graduate assistant; Peggy Price, manager.



1981-82

Front row, from left: Brenda Alexander, Dinah Dickerson, Connie Fitzgerald, Tamara Mathis, Doris Gaiser, DeAnn Henry, Cheryl Orcholski; back row, from left: Kelly Lipe, manager; Nancy Stevens, trainer; John Sutherland, assistant coach; Bettye Fiscus, Paula Phillips, Monica Van Parys, Kim Bunge, Amanda Holley, Erma Greer, Mary Munsch; Jeff Cohen, assistant coach; Matilda Willis, head coach; Marsha Van Parys, manager.


1980-81

Overall: 11-18

Home: 7-6; Road: 1-9; N: 3-3

	UA	OPP	W/L
Tues., 11-18	at Mo. Southern	67 61	W
Tues., 11-25	Northeast La.	77 68	W
Thurs., 12-4	at Northwestern St.	62 73	L
Sat., 12-6	at SMU	58 69	L
Wed., 12-10	Georgia	49 61	L
Sat., 12-13	Arkansas State	57 50	W
Fri., 12-19	at Drake	60 87	L
Sat., 12-20	at Iowa State	60 71	L
Sat., 1-3	Oklahoma	68 75	L
Thurs., 1-8	Wichita State!	47 68	L
Fri., 1-9	Southern Illinois!	61 68	L
Sat., 1-10	New Mexico!	69 50	W
Fri., 1-16	at Ala.-Birmingham	48 82	L
Sat., 1-17	at Alabama	65 70	L
Sat., 1-24	Oklahoma City	74 54	W
Mon., 1-26	Ark. Tech (#2, NAIA)	50 51	L
Thurs., 1-29	#14 Texas+	61 110	L
Fri., 1-30	Texas A&M+	80 62	W
Sat., 1-31	SMU+	66 61	W
Tues., 2-3	Tulsa	88 67	W
Sat., 2-7	Phillips	89 66	W
Tues., 2-10	Baylor	62 73	L
Fri., 2-13	Tennessee-Martin@	66 46	W
Sat., 2-14	McNeese State@	77 62	W
Tues., 2-17	at Memphis St.	57 86	L
Sat., 2-21	at Arkansas Tech	64 70	L
Mon., 2-23	#17 Delta State	53 84	L
Sat., 3-7	Oklahoma State	68 69	L
Sat., 3-14	Oral Roberts\$	57 59	L

! - Pizza Hut Invitational, Wichita, Kansas
 + - SWC Tournament, Houston, Texas
 @ - Lady Razorback Invitational
 \$ - SWAIAW Sub-Regional, Tulsa, Okla.



AMANDA HOLLY

The 1980-81 team became the first Razorback basketball team to host a home tournament. By defeating Tennessee-Martin and McNeese State in February, the 1981 team started the perfect record for Arkansas women's basketball at home. All-time through three versions of home tournaments, Arkansas is a combined perfect 26-0 with 13 tournament titles. This early Lady Razorback Invitational continued for two more seasons before going on hiatus until the 1989 season. Arkansas hosted several Dial Classics before home tournaments ended in 1999. The 1980-81 team also has the distinction of the most players fouled out in a year, 47.

1981-82

Overall: 26-10

Home: 12-0; Road: 6-7; N: 8-3

	UA	OPP	W/L
Tues., 11-17	SE Oklahoma	64 58	W
Fri., 11-20	Northwestern St.	78 64	W
Mon., 11-23	at Tulsa	76 60	W
Fri., 11-27	Tennessee Tech!	75 96	L
Sat., 11-28	South Alabama!	78 55	W
Thurs., 12-3	Centenary#	78 55	W
Sat., 12-5	at Northeast La.	70 68	W
Mon., 12-7	at Oral Roberts	61 75	L
Sat., 12-12	Centenary	67 47	W
Thurs., 12-17	Grambling	83 60	W
Sat., 12-19	Arkansas College&	57 39	W
Sat., 1-2	#20 Kansas State	68 53	W
Wed., 1-6	SMU	76 59	W
Sat., 1-9	Evangel College	88 41	W
Tues., 1-12	Oral Roberts	61 57	W
Fri., 1-15	at SW Louisiana	90 59	W
Sat., 1-16	at McNeese State	75 96	L
Sat., 1-23	Southern	85 64	W
Wed., 1-27	Texas Tech+	70 55	W
Thurs., 1-28	Baylor+	71 66	W
Fri., 1-29	#10 Texas+	53 68	L
Fri., 2-5	at Oklahoma City	48 54	L
Sun., 2-7	at Oklahoma	64 65	L
Fri., 2-12	at Texas A&M	70 60	W
Sat., 2-13	at Houston	72 62	W
Tues., 2-16	Oklahoma St.	79 70	W
Fri., 2-19	Texas Southern@	65 56	W
Sat., 2-20	Wichita State@	82 72	W
Tues., 2-23	at #18 Delta State	64 75	L
Fri., 2-26	Indiana*	60 63	L
Sat., 2-27	Alaska*	85 52	W
Sun., 2-28	Washington* (OT)	75 70	W
Thurs., 3-11	Oklahoma City\$	78 67	W
Fri., 3-12	Wayland Baptist\$	57 61	L
Sat., 3-13	New Orleans\$	76 74	W
Sun., 3-21	California\$	62 66	L

! - Tip-Off Classic, Cookeville, Tenn. || # - at Camden, Ark.
 & - at Wynne, Ark. || + - SWC Tourn., College Station, Texas
 @ - Lady Razorback Invitational
 * - Northern Lights Inv., Anchorage, Alaska
 \$ - SWAIAW Regional, Lubbock, Texas
 \$\$ - AIAW Championships, Berkeley, Calif.



COACH MATILDA WILLIS 3 YEARS, 67-27 (1981-1984)

Responsible for signing the first major recruiting classes at Arkansas, Matilda Willis laid the foundation for the Razorbacks' quick ascension into the Southwest Conference elite. Willis also upgraded the UA schedule from regional to national contests, taking on the powerhouse teams of the day including Delta State and Louisiana Tech. The first 20-win coach at Arkansas, her 1982 team also became the first Razorback team at the national championship level, advancing to the Sweet 16 of the AIAW National Tournament in California. Her brief three seasons at Arkansas before leaving for Kansas State give her the best career winning percentage of any Razorback women's basketball coach at .713.



1982-83

Front row, from left: Kelly Lipe, manager; Debra Williams, Connie Fitzgerald, Doris Gaiser, Erma Greer, Tamara Mathis, DeAnn Henry, Cheryl Orcholski, Nancy Stevens, trainer. Back row, from left: Marsha Van Parys, manager; Matilda Willis, head coach; Bettye Fiscus, Mary Munsch, Anne Luostarinen, Kim Bunge, Amanda Holley, Paula Phillips, Sherri Boeller, John Sutherland, assistant coach; Lisa Parker, assistant coach.

1982-83

Overall: 21-8

SWC: 6-2 (2nd)

Home: 9-0; Road: 7-8; N: 5-0

	UA	OPP	W/L
Fri., 11-26	#11 Kansas State!	79 86	L
Sat., 11-27	Indiana!	62 61	W
Fri., 12-3	Montana#	55 43	W
Sun., 12-5	California#	84 66	W
Sat., 12-11	Oklahoma City	86 57	W
Fri., 12-17	at SE Oklahoma	71 52	W
Mon., 1-3	at Arkansas St.	80 47	W
Wed., 1-5	at Northwestern St.	58 62	L
Fri., 1-7	at Grambling	57 52	W
Sat., 1-8	at #2 Louisiana Tech	34 74	L
Tues., 1-11	TCU*	105 44	W
Fri., 1-14	Georgia State&	70 62	W
Sat., 1-15	#7 Kentucky&	43 77	L
Wed., 1-19	Texas A&M*	75 57	W
Fri., 1-28	at Lamar	52 60	L
Sat., 1-29	at Houston*	62 58	W
Fri., 2-4	Murray State@	100 69	W
Sat., 2-5	Middle Tennessee@	73 72	W
Mon., 2-7	Delta State	84 77	W
Mon., 2-14	at Baylor*	65 72	L
Tues., 2-15	at SMU*	60 54	W
Fri., 2-18	Rice*	68 43	W
Mon., 2-21	at #3 Texas*	67 89	L
Thurs., 2-24	Texas Tech*	74 67	W
Sat., 2-26	Northwestern St.	86 76	W
Wed., 3-2	at SW Missouri St.	76 54	W
Fri., 3-11	Texas A&M+	66 57	W
Sat., 3-12	Baylor+	65 62	W
Sun., 3-13	#3 Texas+	54 80	L

* - Southwest Conference Game

! - Converse Little Apple Classic, Manhattan, Kansas

- Golden Bear Classic, Berkeley, Calif.

& - Lady Kat Invitational, Lexington, Ky.

@ - Lady Razorback Invitational

+ - SWC Tournament, Austin, Texas

KIM BUNGE

For the second consecutive year, Matilda Willis kept Arkansas undefeated at Barnhill Arena. This was the first year for Southwest Conference women's basketball, with the emphasis on the postseason tournament and a single-round robin regular-season format. This also marked the first year of NCAA participation for the Razorbacks as Arkansas elected to compete under AIAW rules until the demise of the national women's collegiate organization in 1982.



1983-84

Front row, from left: Debra Williams, Cheryl Orcholski, Tamara Mathis, Doris Gaiser, Valecia Fore. Kneeling, from left: Sheila Burkes, Bettye Fiscus, Erma Greer, Tracy Webb, Mary Munsch. Standing, from left: manager Rita Ivie, trainer Nancy Stevens, assistant coach John Sutherland, Amanda Holley, Anna Luostarinen, Monica Brown, manager Kelly Lipe, manager Sammie Baird, head coach Matilda Willis.

1983-84

Overall: 20-9

SWC: 11-5 (3rd)

Home: 11-2; Road: 6-6; N: 3-1

	UA	OPP	W/L
Fri., 11-25	Kansas!	72 53	W
Sat., 11-26	Minnesota!	76 60	W
Tues., 11-29	#2 La. Tech	52 75	L
Sat., 12-3	Oklahoma St.	71 66	W
Tues., 12-6	SW Missouri St.	78 45	W
Sat., 12-10	at Oral Roberts	65 71	L
Sat., 12-17	Oral Roberts	84 70	W
Mon., 12-19	Northwestern St.&	75 73	W
Thurs., 1-5	Cal Poly-Pomona#	58 48	W
Fri., 1-6	Oregon#	65 54	W
Sat., 1-7	Nevada-Las Vegas#	62 68	L
Sat., 1-14	at TCU*	55 48	W
Mon., 1-16	at #3 Texas*	63 89	L
Thurs., 1-19	Texas Tech*	64 61	W
Sat., 1-21	at Texas A&M*	69 63	W
Mon., 1-23	at Baylor*	59 61	L
Thurs., 1-26	Houston*	68 58	W
Sat., 1-28	Rice*	82 51	W
Mon., 1-30	SMU*	79 59	W
Sat., 2-4	Baylor*	71 57	W
Mon., 2-6	Texas A&M*	83 70	W
Sat., 2-11	at SMU*	66 59	W
Mon., 2-13	at Texas Tech*	62 71	L
Sat., 2-18	#1 Texas*	70 71	L
Wed., 2-22	TCU*	83 67	W
Sat., 2-25	at Houston*	54 66	L
Mon., 2-27	at Rice*	85 66	W
Tues., 3-6	Texas A&M+	75 66	W
Thurs., 3-8	Texas Tech++	43 56	L

* - Southwest Conference Game

! - Minnesota Dial Classic, Minneapolis, Minn.

& - Little Rock, Ark.; Barton Coliseum

- UNLV Round Robin Classic, Las Vegas

+ - SWC Tournament, First Round, Fayetteville

++ - SWC Tournament, Houston, Texas

ERMA GREER

Riding one of the nation's longest home winning streaks, Matilda Willis sought out a major test for her growing program. By hosting the defending national champion Lady Techsters for the home opener, Arkansas saw its 21-game, three-year Barnhill streak end to No. 2 La. Tech. The tough non-conference schedule got Arkansas prepared for the first full double-round robin SWC slate. In one of the early program's epic games, a buzzer-beating final shot rimmed out against No. 1 ranked Texas, allowing the Longhorns to escape Fayetteville by one point and continue what would become the longest conference win streak in women's basketball history. However, Arkansas would finish that task six years later in Austin.





1984-85

Front row, from left: Brenda Rhodes, Tracy Webb, Dianna Harris, Bettye Fiscus, Doris Gaiser. Middle row: assistant coach Journey Beard, manager Sammie Baird, Cindy Daley, Debra Williams, Erma Greer, Tina Brewer, trainer Nancy Stevens. Back row: head coach John Sutherland, manager Cynthia Mathis, Tamara Mathis, Monica Brown, Tracey Hutchinson, Bronwyn Wynn, Sheila Burkes, manager Rita Ivie, asst. coach Joey Anders.

1984-85

Overall: 20-8

SWC: 11-5 (3rd)

Home: 12-2; Road: 6-4; N: 2-2

		UA	OPP	W/L
Mon., 11-19	Oral Roberts	78	55	W
Fri., 11-23	Miami (Florida)!	79	58	W
Sat., 11-24	Auburn!	65	70	L
Sat., 12-1	at Oklahoma St.	73	90	L
Sat., 12-8	at SW Missouri St.	76	64	W
Tues., 12-11	School of the Ozarks	85	58	W
Sun., 12-16	Grambling#	96	57	W
Wed., 1-2	at Texas A&M*	81	67	W
Sat., 1-5	at SMU*	80	64	W
Tues., 1-8	TCU*	74	54	W
Sat., 1-12	#3 Texas*	60	85	L
Tues., 1-15	at #16 Texas Tech*	74	78	L
Thurs., 1-17	Tulsa	88	54	W
Sat., 1-19	at Houston*	62	79	L
Tues., 1-22	Rice*	81	57	W
Fri., 1-25	UM-Kansas City	79	47	W
Wed., 1-30	at Baylor*	80	76	W
Sat., 2-2	Texas A&M*	75	65	W
Tues., 2-5	SMU*	85	56	W
Sat., 2-9	at TCU*	92	69	W
Tues., 2-12	at #1 Texas*	71	89	L
Sat., 2-16	#16 Texas Tech*	65	55	W
Tues., 2-19	Houston*	71	73	L
Sat., 2-23	at Rice*	69	52	W
Mon., 2-25	Creighton	84	56	W
Sat., 3-2	Baylor*	88	67	W
Mon., 3-4	Baylor+	78	69	W
Tues., 3-7	#1 Texas++	62	104	L

* - Southwest Conference Game

- Sylvan Hills High School, Little Rock, Ark.

! - Sunshine Classic, Sanford, Fla.

+ - SWC Tournament, First Round, Fayetteville

++ - SWC Tournament, Dallas, Texas



ALL-TIME LEADING SCORER BETTYE FISCUS

The 1984-85 season was a passing of the torch as the first generation of star players at Arkansas, led by all-time leading scorer Bettye Fiscus, played their senior year. At the same time, the next wave led by sophomores like Tracy Webb and Sheila Burkes were becoming key players for the Razorbacks.



1985-86

1986 MIDWEST REGION FIRST ROUND

Front row, from left: senior guard Debra Williams, sophomore guard Tina Adams, freshman guard Lillian Valley; second row, from left: freshman guard Lanell Dawson, freshman guard Kim Grisham, sophomore forward Cindy Daley, junior guard Tracy Webb; back row, from left: freshman forward Shelly Wallace, freshman forward Stephanie Brinlee, junior center Bronwyn Wynn, junior forward Sheila Burkes, junior forward Monica Brown.

1985-86

Overall: 22-8

SWC: 13-3 (2nd)

Home: 11-1; Road: 9-6; N: 2-1

		UA	OPP	W/L
Tues., 11-26	SW Missouri St.	94	51	W
Sat., 11-30	at Rutgers	63	72	L
Sun., 12-1	at Seton Hall	69	60	W
Thurs., 12-5	at Oral Roberts	72	78	L
Mon., 12-9	Oklahoma State	90	51	W
Fri., 12-13	Central Florida!	101	74	W
Sat., 12-14	#8 Mississippi!	61	76	L
Sat., 12-21	#14 Oklahoma	79	66	W
Sun., 12-22	Memphis St.	76	64	W
Thurs., 1-2	SMU*	90	78	W
Sat., 1-4	at TCU*	94	61	W
Tues., 1-7	at #1 Texas*	44	75	L
Sat., 1-11	#24 Texas Tech*	62	60	W
Tues., 1-14	Houston*	66	60	W
Sat., 1-18	at Rice*	64	52	W
Sat., 1-25	Baylor*	86	55	W
Tues., 1-28	at Texas A&M*	74	65	W
Wed., 1-29	at Lamar	67	55	W
Sat., 2-1	at SMU*	79	53	W
Tues., 2-4	TCU*	109	59	W
Sat., 2-8	#1 Texas*	57	75	L
Tues., 2-11	at Texas Tech*	60	73	L
Sat., 2-15	at Houston*	77	67	W
Tues., 2-18	Rice*	67	55	W
Sat., 2-22	at Tulsa	62	49	W
Wed., 2-26	at Baylor*	86	63	W
Sat., 3-1	Texas A&M*	75	67	W
Tues., 3-4	SMU+	82	75	W
Wed., 3-5	Texas Tech+	48	58	L
Wed., 3-12	at Missouri S	65	66	L

* - Southwest Conference Game


! - Lady Rebel Dial Classic, Oxford, Miss.


+ - SWC Tournament, Dallas, Texas

S - NCAA Midwest First Round, Columbia, Mo.

COACH JOHN SUTHERLAND 9 YEARS, 174-88 (1984-1993)

When he was promoted to head coach by former women's athletics director Ruth Cohoon in the spring of 1984, John Sutherland became the youngest Division I head coach in America. His youth and enthusiasm served him well during his nine-year run, and made him the perfect counterbalance for Arkansas' most bitter Southwest Conference rival, Texas. Three times voted the SWC Coach of the Year, he earned his first honor in 1986 leading the Razorbacks to their first NCAA berth. He coached Arkansas in some of its most memorable games, but none greater than the epic win at Austin, Texas, to snap the nation's longest conference winning streak. It was Sutherland that became the first coach besides hall of famer Jody Conradt to win a SWC championship. Sutherland's 1989-90 team shared the crown with Texas and advanced to the NCAA Elite Eight. His 1990-91 team won the SWC outright with a pair of wins over Texas, then swept the conference tournament to break another UT streak. He coached Arkansas' first Kodak All-American, Delmonica DeHorney. The transition to the SEC in 1991-92 was difficult, and Sutherland departed after nine seasons. His .664 career mark, six 20-win seasons and two league championships remain one of the best coaching records at Arkansas. The 1990-91 team still holds the record for most wins in a season -- 28 -- and best winning percentage -- .875, 28-4. He went on to coaching stops as an assistant at Notre Dame and Marshall and as head coach at New Mexico State before retiring from coaching.






1986-87

1987 NWIT CHAMPIONS

Front row, from left: Maria Kidd, Lanell Dawson, Claudia Harris, Donna Wilson, Lillian Valley, Juliet Jackson, Tracy Webb. Back row, from left: Shelly Wallace, Robyn Irwin, Bronwyn Wynn, Sheila Burkes, Dianna Harris, Cindy Daley, Monica Brown.



1987-88

Front row, from left: manager Martha Neal, Lillian Valley, Christi Willson, Donna Wilson, Sue Pack, Juliet Jackson, Lisa Martin, manager Karen Johnson. Back row, from left: head coach John Sutherland, assistant coach Tracy Webb, Cindy Daley, Faye Dickerson, Robyn Irwin, Delmonica DeHorney, Angie Gore, Shelly Wallace, assistant coach Tracey Mays, assistant coach Donald Paul, trainer Nancy Stevens.

1986-87

Overall: 20-12

SWC: 12-4 (2nd)

Home: 10-1; Road: 6-8; N: 4-3

		UA	OPP	W/L
Tues., 11-25	Southern	103	51	W
Sat., 11-29	Western Kentucky!	76	86	L
Sun., 11-30	Missouri!	66	69	L
Thurs., 12-4	Miss. Valley St.	95	82	W
Sat., 12-6	at Oklahoma	70	76	L
Mon., 12-8	at Oklahoma St.	65	68	L
Fri., 12-12	#7 CS-Long Beach#	58	76	L
Sat., 12-13	Montana St.#	68	70	L
Thurs., 12-18	at SW Missouri St.	78	61	W
Mon., 12-22	at Memphis St.	60	79	L
Sat., 1-3	TCU*	94	55	W
Tues., 1-6	#1 Texas*	56	59	L
Sat., 1-10	at Texas Tech*	53	51	W
Wed., 1-14	at Houston* (OT)	76	78	L
Sat., 1-17	Rice*	79	53	W
Thurs., 1-22	at Baylor*	65	71	L
Sat., 1-24	Texas A&M*	86	69	W
Mon., 1-26	SMU*	94	71	W
Sat., 1-31	at TCU*	76	53	W
Tues., 2-3	at #1 Texas*	65	91	L
Sat., 2-7	Texas Tech* (OT)	69	65	W
Tues., 2-10	Houston*	78	60	W
Sat., 2-14	at Rice*	88	71	W
Thurs., 2-19	Oral Roberts	115	66	W
Sat., 2-21	Baylor*	77	51	W
Wed., 2-25	at Texas A&M*	63	57	W
Sat., 2-28	at SMU*	93	53	W
Fri., 3-5	Houston+	96	82	W
Sun., 3-7	#1 Texas+	70	72	L
Wed., 3-19	Montana\$	92	74	W
Thurs., 3-20	Providence\$	101	91	W
Fri., 3-21	California\$	112	80	W

* - Southwest Conference Game

! - BG Bank Invitational, Bowling Green, Ky.

- Cal. St.-Long Beach Dial Classic, Long Beach, Calif.

+ - SWC Tournament, Dallas, Texas

\$ - NWIT, Amarillo, Texas



NWIT MVP TRACY WEBB

Having lost to the No. 1 ranked team in the country by a pair of field goals, the senior-laden 1987 team felt it deserved a return to the NCAA tournament. However, in the days before the 64-team draw, at-large bids were hard to come by and the level of respect for the competition in the SWC was not the same as other power leagues. Jilted, the team decided to wreak vengeance on the eight-team field at the National Women's Invitational Tournament in Amarillo, Texas. Arkansas shattered the tournament record for average points scored and margin of victory -- two marks that would stand until the dissolution of the NWIT in 1997.

1987-88

Overall: 13-15

SWC: 8-8 (4th)

Home: 9-4; Road: 3-9; N: 1-2

		UA	OPP	W/L
Fri., 11-27	Akron!	70	62	W
Sat., 11-28	Kansas!	68	75	L
Mon., 11-30	Miss. Valley St.	76	71	W
Fri., 12-4	Hawai'i#	66	85	L
Sat., 12-5	Loyola-Marymount#	58	60	L
Wed., 12-9	#8 Mississippi@	72	88	L
Sat., 12-12	UT-San Antonio	84	73	W
Sat., 12-19	SW Missouri St.	85	71	W
Mon., 12-21	SF Austin	59	93	L
Sat., 1-2	at Oral Roberts	66	77	L
Tues., 1-5	#1 Texas*	70	89	L
Sat., 1-9	TCU*	87	75	W
Wed., 1-13	at SMU*	69	68	W
Sat., 1-16	at Texas A&M*	56	60	L
Tues., 1-19	Baylor*	80	68	W
Wed., 1-27	at Rice*	63	60	W
Sat., 1-30	Houston*	58	70	L
Tues., 2-2	Texas Tech*	80	67	W
Sat., 2-6	at #5 Texas*	54	84	L
Tues., 2-9	at TCU*	69	73	L
Sat., 2-13	SMU*	78	85	L
Tues., 2-16	Texas A&M*	79	69	W
Sat., 2-20	at Baylor*	71	56	W
Wed., 2-23	UM-Kansas City	102	85	W
Sat., 2-27	Rice*	79	73	W
Wed., 3-2	at Houston*	89	97	L
Sat., 3-5	at Texas Tech*	70	82	L
Thurs., 3-10	Texas A&M+	58	59	L

* - Southwest Conference Game

! - Lady Jayhawk Dial Classic, Lawrence, Kan.

- Hawaii Early Season Festival, Honolulu, Hawai'i

@ - at Pine Bluff, Ark.

+ - SWC Tournament, Dallas, Texas



DONNA WILSON

A tough season for Arkansas, but it still had highlights as Donna Wilson set the school record for assists in a game with 18 against Houston in the SWC Tournament and Delmonica DeHorney was named the league's newcomer of the year. Willson's effort has stood the test of time as three different point guards -- Amber Nicholas, Christy Smith and Amy Wright -- have broken numerous assist marks. Although each had double-digit game bests and all put up over 500 career assists, the closest any came was 12 by Wright. India Lewis' sophomore class record 14 in 2001 is the best effort to break Wilson's record.



1988-89

1989 MIDWEST REGION FIRST ROUND

Front row, from left: junior guard Juliet Jackson, senior guard Lisa Martin, sophomore guard Sue Pack, senior guard Donna Wilson, freshman guard Coretta Chenault, sophomore guard Christi Willson. Back row, from left: senior forward Shelly Wallace, sophomore forward Angie Gore, senior post Robyn Irwin, sophomore center Delmonica DeHorney, sophomore forward Faye Dickerson, freshman guard Michelle Mabry, freshman guard Amber Nicholas.

1988-89

Overall: 22-8

SWC: 13-3 (2nd)

Home: 9-2; Road: 10-4; N: 3-2

		UA	OPP	W/L
Sat., 11-25	#4 Maryland!	84	110	L
Sun., 11-26	Tennessee St.!	114	42	W
Fri., 12-2	#13 SF Austin#	75	93	L
Sat., 12-3	UT-San Antonio#	75	57	W
Wed., 12-7	at #9 Mississippi	63	75	L
Sat., 12-10	Miss. Valley St.	107	83	W
Mon., 12-12	Oral Roberts	113	69	W
Sat., 12-17	at SW Missouri St.	88	66	W
Tues., 1-3	Texas Tech*	75	64	W
Sat., 1-7	at #4 Texas	67	104	L
Mon., 1-9	at UT-San Antonio	97	77	W
Tues., 1-10	TCU*	83	69	W
Sat., 1-14	SMU*	74	84	L
Tues., 1-17	Texas A&M*	91	90	W
Sat., 1-21	at Baylor*	95	87	W
Sat., 1-28	Rice*	81	62	W
Tues., 1-31	at Houston*	84	82	W
Thurs., 2-2	New Orleans	61	60	W
Sat., 2-4	at Texas Tech*	74	65	W
Tues., 2-7	#11 Texas*	67	87	L
Sat., 2-11	TCU*	77	70	W
Wed., 2-15	at SMU*	87	72	W
Sat., 2-18	at Texas A&M*	74	73	W
Tues., 2-21	Baylor*	98	50	W
Sat., 2-25	at Missouri-KC	46	42	W
Tues., 2-28	at Rice*	109	73	W
Sat., 3-4	Houston*	90	88	W
Wed., 3-8	Texas Tech+	79	72	W
Sat., 3-11	#6 Texas+	99	101	L
Wed., 3-15	at #5 Purdue\$	63	91	L


* - Southwest Conference Game

! - Auburn Dial Classic, Auburn, Ala.

- LadyJack Dial Classic, Nacogdoches, Texas

+ - SWC Tournament, Dallas, Texas

\$ - NCAA Midwest First Round, West Lafayette, Ind.



KODAK HONORABLE MENTION SHELLY WALLACE

Unlike 1987, Arkansas was rewarded for its runner-up finishes in SWC play, advancing to the NCAA first round. This team remains the highest average scoring team (83.0 ppg) in school history, led by senior power forward Shelly Wallace. The Californian set several school records on her way to Kodak All-America honorable mention honors, many which still stand today including most rebounds in a game, season and career, and most 30-point games in a career with seven. She remains the only Razorback to average a double-double for a season.



1989-90

1990 WEST REGIONAL FINALISTS

Front row, from left: senior guard Juliet Jackson, sophomore guard Amber Nicholas, sophomore guard Christi Willson, freshman guard Marla Goshien, freshman guard Sally Moore, sophomore guard Stacey Walls. Back row, from left: junior forward Sue Pack, freshman post Blair Savage, junior forward Angie Gore, junior post Delmonica DeHorney, junior post Deborah Crosby, sophomore forward Coretta Chenault, freshman forward Janet Moore.

1989-90

Overall: 25-5

SWC: 15-1 (1st) CO-CHAMPIONS

Home: 11-3; Road: 12-1; N: 2-1

		UA	OPP	W/L
Fri., 11-24	Miss. Valley St.!	93	50	W
Sat., 11-25	Texas-El Paso!	87	61	W
Wed., 11-29	SW Missouri St.	87	60	W
Fri., 12-1	Univ. of Detroit@	112	68	W
Sat., 12-2	at Arizona St. @	85	63	W
Sat., 12-9	Kansas	51	56	L
Tues., 12-12	at Oklahoma	86	68	W
Thurs., 12-14	#7 Auburn	69	84	L
Wed., 1-3	at Houston*	75	64	W
Sat., 1-6	at Texas Tech (OT)*	76	74	W
Tues., 1-9	Baylor*	81	43	W
Sat., 1-13	TCU*	86	65	W
Wed., 1-17	at SMU*	84	52	W
Sat., 1-20	at Texas A&M*	70	64	W
Mon., 1-22	at New Orleans	71	63	W
Wed., 1-24	#1 Texas*	75	84	L
Tues., 1-30	at Rice*	78	49	W
Sat., 2-3	Houston*	88	70	W
Tues., 2-6	Texas Tech*	62	55	W
Sat., 2-10	at Baylor*	98	61	W
Tues., 2-13	TCU*	85	65	W
Sat., 2-17	SMU*	74	60	W
Tues., 2-20	Texas A&M* [25]	76	63	W
Fri., 2-23	at #6 Texas* [25]	82	77	W
Sat., 2-3	Rice* [19]	77	56	W
Wed., 3-7	Texas Tech+ [19]	60	69	L
Wed., 3-14	UCLA\$ (OT) [22]	90	80	W
Sun., 3-18	at #7 Georgia\$\$ [22]	81	70	W
Thurs., 3-22	#6 SF Austin\$\$\$ [22]	87	82	W
Sat., 3-24	at #2 Stanford\$\$\$ [22]	87	114	L

[xx] - Arkansas' ranking at time of game

* - Southwest Conference Game

! - Arkansas Thanksgiving Tour., Fayetteville

@ - Dial Classic, Tempe, Ariz.

+ - SWC Tournament, Dallas, Texas

\$ - NCAA West Region 1st Round, Fayetteville


\$\$ - NCAA West Region 2nd Round, Athens, Ga.

\$\$\$ - NCAA West Regionals, Stanford, Calif.



JULIET JACKSON

Overlooked among the accomplishments of the 1990 Southwest Conference co-champions is the fact the 1989-90 team was the greatest road squad in school history. Shattering the mark for consecutive road wins with 12, this team may have completed the year perfect on the road had it not been assigned the West Regional and handed the unenviable task of facing the national champion juggernaut of Stanford on the Cardinal's home court. Still, the 12-1 road mark also remains the school record (.923). Juliet Jackson played a key role in two of the most important road wins. Her famous free throws at Texas (see The Greatest Games, page 134) were important, but without her career-best and game-leading 30 points poured in from long distance at Athens, Arkansas' season ends at Georgia.



1990-91

1991 MIDWEST REGIONALS

Front row, from left: junior guard Amber Nicholas, freshman guard Allyson Twigg, junior guard Christi Willson, freshman guard Sha Hopson, sophomore guard Sally Moore, freshman guard Shea Henderson. Second row: manager Martha Neal, student coach Jason Jones, graduate asst. Gail Striegler, head coach John Sutherland, asst. coach Tracey Mays Stehlik, assistant coach Loy Moore, trainer Sally Werner-Ferrel, manager Dana Dethrow. Back row: sophomore guard Janet Moore, freshman forward Allison Muldrew, freshman post Yolanda Dickson, senior post Deborah Crosby, senior post Delmonica DeHorney, freshman post Michelle Thacker, senior post Angie Gore, sophomore post Blair Savage.

1990-91

Overall: 28-4

SWC: 15-1 (1st) CHAMPIONS

Home: 14-0; Road: 9-3; N: 5-1

	Preseason #10	UA	OPP	W/L
Fri., 11-23	Boston College! [8]	105	74	W
Sat., 11-24	Stephen F. Austin! [8]	81	72	W
Tues., 11-27	Oklahoma [8]	84	72	W
Fri., 11-30	Southern Utah@ [8]	104	51	W
Sat., 12-1	at Wash. St. @ [8]	68	48	W
Wed., 12-5	Murray St. [8]	102	48	W
Sat., 12-8	at Oklahoma St. [8]	61	75	L
Wed., 12-12	at SW Missouri [13]	62	55	W
Sat., 12-15	#8 Mississippi [13]	79	70	W
Fri., 12-28	at #17 Rutgers# [9]	60	89	L
Sat., 12-29	Maryland# [9]	79	68	W
Wed., 1-2	at Rice* [14]	70	52	W
Sat., 1-5	Houston* [14]	88	61	W
Tues., 1-8	#20 Texas* [14]	76	61	W
Sat., 1-12	at Texas Tech* [14]	64	62	W
Wed., 1-16	at TCU* [12]	95	62	W
Sat., 1-15	SMU* [12]	99	61	W
Tues., 1-22	Texas A&M* [11]	90	66	W
Sat., 1-26	at Baylor* [11]	77	78	L
Sat., 2-2	Rice* [12]	96	74	W
Wed., 2-6	at Houston* [11]	78	76	W
Sat., 2-9	at #15 Texas* [11]	73	68	W
Tues., 2-12	Texas Tech* [9]	82	70	W
Sat., 2-16	TCU* [9]	82	46	W
Tues., 2-19	at SMU* [9]	77	66	W
Sun., 2-24	at Texas A&M* [9]	91	68	W
Wed., 2-27	Baylor* [8]	90	74	W
Wed., 3-6	Baylor+ [8]	108	63	W
Thurs., 3-7	Houston+ (OT) [8]	83	77	W
Sat., 3-9	Texas Tech+ [8]	60	51	W
Sat., 3-16	#22 Northwestern\$ [9]	105	68	W
Thurs., 3-21	#24 Lamar\$\$ [9]	75	91	L

[xx] - Arkansas' ranking at time of game

* - Southwest Conference Game

! - Arkansas Thanksgiving Tour, Fayetteville

@ - Washington St Dial Classic, Pullman, Wash.

- Bell Atlantic Holiday Classic, Piscataway, N.J.

+ - SWC Tournament, Dallas, Texas

\$ - NCAA Midwest 2nd Round, Fayetteville


\$\$ - NCAA Midwest Regionals, Austin, Texas



KODAK ALL-AMERICAN DELMONICA DEHORNEY

Arkansas' winningest season had some of the quirkiest moments. The 90-91 team held the record for the longest regular-season win streak -- 12 games -- for 17 years. But for an improbable loss to last-place Baylor by one point at Waco, Arkansas may have won 21 straight. Still, taking 20 of 21 was impressive, and the 28 wins and .875 percentage remain school records. The 1991 team also holds the record for most points (2,644) and most assists (694) due mostly to the post-point duo of Delmonica DeHorney and Amber Nicholas.

1991 SWC CLASSIC MVP AMBER NICHOLAS



1991-92

Front row, from left: trainer Sally Werner-Ferrel, manager Suzanne Clark, Shea Henderson, Chrysti Jordan, Sha Hopson, Allyson Twigg, Angela Davis, Amber Nicholas, manager Bettina Gragg, student assistant Jason Jones. Back row, from left: head coach John Sutherland, Alison Muldrew, Michelle Thacker, Dianna Harris, Rochelle Masengill, Stephanie Bloomer, Blair Savage, Yolanda Dickson, assistant coach Tracey Mays Stehlik, assistant coach Loy Moore.

1991-92

Overall: 11-14

SEC: 3-8 (11th)

Home: 9-3; Road: 1-10; N: 1-1

	Preseason #11	UA	OPP	W/L
Sun., 11-24	at #14 SF Austin [11]	57	83	L
Fri., 11-29	Alabama State! [18]	84	31	W
Sat., 11-30	Missouri-KC! [18]	73	61	W
Tues., 12-3	Oklahoma St. [18]	72	57	W
Fri., 12-6	Grambling St. @ [14]	90	66	W
Sat., 12-7	at #23 Houston@ [14]	61	78	L
Thurs., 12-19	Georgia* [20]	62	79	L
Sat., 12-21	Kent State [20]	89	72	W
Mon., 12-30	#24 SW Missouri [25]	52	67	L
Sat., 1-4	at Mississippi*	65	66	L
Sun., 1-5	at Memphis St.	50	58	L
Thurs., 1-9	Colorado	56	51	W
Sat., 1-11	#17 Auburn*	67	56	W
Mon., 1-13	at Oklahoma	57	55	W
Sat., 1-18	at Florida*	46	58	L
Fri., 1-24	at Kentucky* (OT)	74	75	L
Sun., 1-26	at West Virginia	60	81	L
Thurs., 1-30	Oral Roberts	88	64	W
Sat., 2-1	South Carolina*	58	51	W
Sat., 2-8	at #13 Vanderbilt*	75	79	L
Tues., 2-11	Louisiana State*	74	66	W
Sat., 2-15	at Mississippi State*	66	76	L
Sat., 2-22	Alabama*	76	80	L
Sat., 2-29	at #2 Tennessee*	59	105	L
Fri., 3-6	Kentucky+	63	79	L

[xx] - Arkansas' ranking at time of game

* - Southeastern Conference Game

! - Arkansas Dial Classic, Fayetteville, Arkansas


@ - Lady Cougar Invitational, Houston, Texas

+ - SEC Tournament, Albany, Georgia



BLAIR SAVAGE

A rebuilding season was not the best timing to join the toughest women's basketball conference in America. It also proved a tough, quirky schedule as the SWC's double-round robin consumed 16 regular-season games while the SEC had only 11 conference games. Hurt feelings from its former league foes prevented the Razorbacks from scheduling SWC teams and Arkansas scrambled on month's notice to assemble a minimum Division I schedule of 24 games. Without its two-time leading scorer and Kodak All-American Delmonica DeHorney, Arkansas struggled in the first year of SEC play. Watching a last-second layup roll off the rim at Ole Miss to open league play, 66-65, losing the team's leading scorer at semester after upsetting No. 17 Auburn, and a heartbreaking overtime loss at Kentucky added up to an 11th-place finish in the 12-team league. The defending SWC champions were not alone as fellow expansion member South Carolina, the defending Metro Conference champ, joined Arkansas at the bottom of the league standings helping prove the point of the SEC as the reigning power conference. Wilson's effort has stood the test of time as three different point guards -- Amber Nicholas, Chrysti Smith and Amy Wright -- have broken numerous assist marks. Although each had double-digit game bests and all put up over 500 career assists, the closest any came was 12 by Wright. India Lewis' sophomore class record 14 in 2001 is the best effort to break Wilson's record.



1992-93

Front row, from left: manager Suzanne Clark, Shea Henderson, Debbie Olivas, Tara Rhodes, Allyson Twiggs, Angela Davis, Tracy Eaton, Shannon Jones, manager Daisy Moore. Back row, from left: practice coordinator Jason Jones, head coach John Sutherland, trainer Sally Werner-Ferrel, Yolanda Dickson, Blair Savage, Michelle Thacker, Stephanie Bloomer, Rochelle Masengill, Kelly Johnson, assistant coach Tracey Mays Stehlik, assistant coach Loy Moore, graduate assistant coach Amber Nicholas.

1993-94

Front row, from left: Debbie Olivas, Shea Henderson, Shannon Jones, Kimberly Wilson, Kelly Johnson, Allyson Twiggs, Taqueta Roberson, Tracy Eaton. Back row, from left: manager Susanne Clark, assistant coach Sue Donohoe, head coach Gary Blair, Stephanie Bloomer, Michelle Thacker, Rochelle Masengill, Carrie Parker, Yolanda Dickson, assistant coach Tom Collen, assistant coach Amber Nicholas, manager Nita Thompson.

1992-93

Overall: 13-14

SEC: 4-7 (8th)

Home: 10-4; Road: 3-9; N: 0-1

	UA	OPP	W/L
Tues., 12-1 at #13 SW Missouri	55	64	L
Fri., 12-4 North Texas!	102	58	W
Sat., 12-5 Butler!	80	66	W
Tues., 12-8 at #19 Colorado	67	94	L
Fri., 12-18 at #21 DePaul	47	71	L
Sat., 12-19 at Loyola-Chicago	75	70	W
Tues., 12-22 Texas-Arlington	70	43	W
Thurs., 12-31 Washington St.	84	62	W
Sat., 1-2 Ole Miss*	73	72	W
Tues., 1-5 at Oklahoma St.	47	62	L
Sat., 1-9 at #12 Auburn*	49	68	L
Wed., 1-13 at Georgia*	71	91	L
Sat., 1-16 Florida*	60	68	L
Wed., 1-20 Oklahoma	63	70	L
Sat., 1-23 #24 Kentucky*	45	43	W
Thurs., 1-28 at SC State	73	59	W
Sat., 1-30 at S. Carolina*	51	76	L
Tues., 2-2 Memphis State	82	60	W
Sat., 2-6 #6 Vanderbilt*	59	80	L
Wed., 2-10 at Louisiana State*	69	66	W
Sat., 2-13 Mississippi State*	80	51	W
Tues., 2-16 at Northwestern St.	62	77	L
Sat., 2-20 at Alabama*	56	66	L
Thurs., 2-25 Jackson State	82	39	W
Sat., 2-27 #1 Tennessee*	55	72	L
Mon., 3-1 Oral Roberts	96	60	W
Fri., 3-5 Georgia+	73	84	L

* - Southeastern Conference Game
! - Arkansas Dial Classic II, Fayetteville
+ - SEC Tournament, Chattanooga, Tenn.

1993-94

Overall: 15-14

SEC: 3-8 (8th)

Home: 9-4; Road: 4-9; N: 2-1

	UA	OPP	W/L
Tues., 11-30 at Kent	81	86	L
Thurs., 12-3 Boise State@	92	75	W
Fri., 12-4 San Francisco@	62	44	W
Sat., 12-5 at Hawaii@	58	88	L
Wed., 12-8 DePaul	80	68	W
Fri., 12-17 New Orleans!	60	59	W
Sat., 12-18 Northwestern State!	85	74	W
Tues., 12-21 at SMU	81	89	L
Wed., 12-22 at Texas-Arlington	73	57	W
Wed., 12-29 #23 SW Missouri	66	63	W
Sun., 1-2 at #1 Tennessee*	67	89	L
Sat., 1-8 #25 Georgia*	64	73	L
Mon., 1-10 at Butler	69	66	W
Wed., 1-12 at Dayton	76	59	W
Sun., 1-16 at Ole Miss*	54	56	L
Wed., 1-19 Tulane	71	59	W
Sat., 1-22 #23 Auburn*	57	66	L
Tues., 1-25 at Oklahoma	79	93	L
Sun., 1-30 at Florida*	69	74	L
Wed., 2-2 #15 Alabama*	82	75	W
Sat., 2-5 at Kentucky*	60	81	L
Mon., 2-7 Louisiana State*	64	75	L
Sat., 2-12 South Carolina*	87	77	W
Tues., 2-15 Texas-Pan American	94	59	W
Sun., 2-20 at #14 Vanderbilt*	58	67	L
Wed., 2-23 Oral Roberts	85	51	W
Sat., 2-26 at Mississippi St.*	67	61	W
Tues., 3-1 Oklahoma State (OT)	90	93	L
Fri., 3-4 Georgia+	62	84	L

* - Southeastern Conference Game
@ - Rainbow Wahine Classic, Honolulu, Hawai'i
! - Arkansas Dial Classic III, Fayetteville
+ - SEC Tournament, Chattanooga, Tenn.

COACH GARY BLAIR 10 YEARS, 198-120 (1993-2003)

The longest tenured coach in Razorback women's basketball history, Gary Blair will be forever remembered for two improbable runs against the odds and one of the most famous players in school history. Taking over after a successful run at Stephen F. Austin, Blair promised to take Arkansas the next step toward the Final Four. His first recruiting class made good on the pledge. Led by four-time AP All-America honorable mention Christy Smith, Arkansas became the first unranked team in NCAA history to reach the Women's Final Four. Before the epic 1998 West Regional run, Blair led Arkansas into the NCAA tournament in 1995 thanks to Smith's SEC Freshman of the Year effort to rally Arkansas from a 1-3 league start to a 7-4 close to tie for fourth. Blair was named national coach of the year by two publications after the 1998 season. A disappointing 1999 saw Arkansas become one of a handful of Final Four teams to fail to return to the tournament, but Blair rallied the team to the 1999 WNIT Championship in front of a school, state and then WNIT record crowd of 14,163 at Walton Arena. His final three seasons were NCAA trips before departing to become the head coach at Texas A&M in 2004.



SHEA HENDERSON

Arkansas' senior point guard from the small Delta town of Star City provided one of the highlight moments of 1992-93 as Shea Henderson drove the lane with seconds remaining to sink the defending



SEC champion Ole Miss Lady Rebels in the conference opener. Arkansas made improvements and regained an almost full schedule in its second transition year to the SEC.



STEPHANIE BLOOMER



1994-95

1995 MIDWEST REGION SECOND ROUND

Front row, from left: senior guard Debbie Olivas, sophomore forward Toya Marshall, freshman point guard Christy Smith, sophomore guard Kimberly Wilson, junior post Kelly Johnson, freshman guard Tiffany Wright, senior guard Allyson Twiggs, sophomore guard Taqueta Roberson, freshman guard Robin Alpe. Back row, from left: manager David Weaver, manager Amy Clement, assistant coach Kit Kyle, head coach Gary Blair, freshman post Karen Jones, senior post Stephanie Bloomer, senior post Rochelle Masengill, sophomore post Carrie Parker, freshman guard Treva Christensen, assistant coach Tom Colleen, assistant coach Amber Nicholas, trainer Ruth DeBro, manager Tom Halbmaier.

1994-95

Overall: 23-7

SEC: 7-4 (4th)

Home: 10-2; Road: 8-3; N: 5-2

		UA	OPP	W/L
Fri., 11-25	Pitt@	76	75	W
Sat., 11-26	at UNLV@	88	75	W
Tues., 11-29	Northeast La.	74	59	W
Fri., 12-2	St. Mary's!	66	48	W
Sat., 12-3	SMU!	85	79	W
Tues., 12-6	at #6 Alabama*	79	93	L
Sat., 12-10	at #25 SW Missouri	61	60	W
Thurs., 12-22	Sam Houston	84	63	W
Wed., 12-28	at Tulane* [24]	83	79	W
Mon., 1-2	Brown& [24]	76	58	W
Tues., 1-3	St. Joseph's& [24]	72	78	L
Wed., 1-4	New Hampshire& [24]	75	41	W
Sun., 1-8	at #11 Georgia* [24]	67	72	L
Wed., 1-11	at Oral Roberts	78	63	W
Sat., 1-14	#17 Ole Miss*	74	75	L
Sun., 1-22	at Auburn*	80	73	W
Wed., 1-25	at #23 Okla. St.	79	65	W
Sat., 1-28	#13 Florida*	72	66	W
Wed., 2-1	Texas Christian [23]	105	64	W
Sat., 2-4	Kentucky* [23]	62	56	W
Tues., 2-7	#2 Tennessee* [20]	67	87	L
Sat., 2-11	at S. Carolina* [20]	63	62	W
Tues., 2-14	at LSU* [18]	82	72	W
Sun., 2-19	#8 Vanderbilt* (OT) [18]	73	71	W
Wed., 2-22	#25 Oklahoma [16]	69	64	W
Sun., 2-26	Mississippi St.* [10]	86	63	W
Fri., 3-3	South Carolina+ [16]	80	70	W
Sat., 3-4	#16 Alabama+ [16]	72	86	L
Thurs., 3-16	San Francisco\$ [15]	67	58	W
Sat., 3-18	at #14 Washington\$ [15]	50	54	L

[xx] - Arkansas' ranking at time of game

* - Southeastern Conference Game

! - Arkansas Dial Classic IV, Fayetteville

@ - 7-Up/Desert Classic, Las Vegas, Nev.

& - FIU Sun & Fun, Miami, Fla.

* - Lakefront Arena, Kenner, La.

+ - SEC Tournament, Chattanooga, Tenn.

\$ - NCAA Midwest Subregional, Seattle, Wash.



KELLY JOHNSON

After starting league play 1-3, including a heartbreaking one-point loss to Ole Miss, not a lot of folks held high hopes for Arkansas' SEC finish, except for Christy Smith. The future SEC Freshman of the Year had proved tenacious in the non-conference schedule, and embarked on an improbable run of playing every minute of every SEC game -- both regular season and tournament. Her grit combined with the highly-touted freshmen recruits and the experience of seniors Stephanie Bloomer and Allyson Twiggs powered Arkansas to a 6-1 finish in SEC play to tie for fourth place overall. The highlight of the run was an upset of eighth-ranked Vanderbilt. Winning eight of the last 10 games of the season, Arkansas was rewarded with a sixth seed in the NCAA Midwest Region. The 1995 team also set the school record for free throw percentage (.770).

1995-96

PRE-SEASON WNIT RUNNER-UP || NWIT 4TH

Front row, from left: Robin Alpe, Roxanne McCrory, Christy Smith, Taqueta Robertson, Kelly Johnson, Kimberly Wilson, Tennille Adams, Toya Marshall, Sytia Messer, Carrie Satterfield; back row, from left: Tom Collen, assistant coach; Kit Kyle, assistant coach; Amy Clement, manager; Tom Halbmaier, manager; Tiffany Wright, Carrie Parker, Shaka Massey, Karen Jones, Treva Christensen, David Weaver, manager; Ruth DeBro, trainer; Debbie Olivas, student assistant coach; Amber Nicholas, assistant coach; Gary Blair, head coach.

1995-96

Overall: 21-13

SEC: 3-8 (10th)

Home: 14-4; Road: 5-6; N: 2-3

		UA	OPP	W/L
Preseason #10				
Wed., 11-15	NW State# (20T) [10]	84	83	W
Fri., 11-17	Drake# [10]	81	76	W
Sun., 11-19	Ohio St# [10]	86	80	W
Tues., 11-21	#11 Colorado# [9]	71	73	L
Fri., 11-24	Florida A&M! [9]	80	73	W
Sat., 11-25	Rice! [9]	81	68	W
Mon., 11-27	Texas Southern [9]	98	35	W
Thurs., 11-29	at Northeast La. [9]	77	62	W
Sat., 12-2	at Wichita State [9]	70	67	W
Sun., 12-10	SW Missouri [7]	65	58	W
Thurs., 12-21	at Texas Christian [8]	83	52	W
Fri., 12-29	Alcorn State & [8]	72	53	W
Sat., 12-30	at Baylor & [8]	67	47	W
Tues., 1-2	Dayton [8]	70	53	W
Thurs., 1-4	#19 Alabama* (OT) [8]	85	92	L
Sat., 1-6	at Miss St.* [8]	67	77	L
Tues., 1-9	Illinois [14]	64	88	L
Sun., 1-14	#2 Vanderbilt* [14]	60	65	L
Wed., 1-17	at #4 Tennessee* [20]	66	78	L
Sun., 1-21	South Carolina* [20]	66	58	W
Tues., 1-23	at LSU* [22]	73	72	W
Sun., 1-28	at Kentucky* [22]	65	69	L
Wed., 1-31	Louisiana State* [24]	74	65	W
Sun., 2-4	at #21 Florida*	57	73	L
Wed., 2-7	#21 Oklahoma St.	66	62	W
Tues., 2-13	#23 S.F. Austin	81	60	W
Sat., 2-17	at #21 Ole Miss*	62	73	L
Tues., 2-20	#17 Auburn* (OT)	73	72	W
Thurs., 2-22	Oral Roberts	68	45	W
Sat., 2-24	#2 Georgia*	54	87	L
Fri., 3-1	#23 Ole Miss+	73	76	L
Thurs., 3-21	Princeton\$	83	51	W
Fri., 3-22	Arizona\$	77	80	L
Sat., 3-23	Louisiana State\$	63	91	L

[xx] - Arkansas' ranking at time of game

* - Southeastern Conference Game

- Pre-Season WNIT, Fayetteville

! - Arkansas Dial Classic V, Fayetteville

& - Dr. Pepper/Lady Bear Hol. Classic, Waco, Texas

+ - SEC Tournament, Chattanooga, Tenn.

\$ - NWIT, Amarillo, Texas



SYTIA MESSER

Preseason top 10 for the first time since the SWC glory days and set to play in the Preseason WNIT, Arkansas looked ready to roll into the SEC elite. The only loss in an impressive start of 13-1 came in the final minute of the title game to ninth-ranked Colorado. But at the start of conference play, Bama stunned UA at home in overtime, setting off a five-game losing streak. Just as the team recovered with back-to-back league wins, Arkansas lost both the game and its star point guard at Kentucky as Christy Smith's season ended with a torn ACL. Arkansas rallied again, notably with the overtime win in the rescheduled Snow Game against Auburn, but it was not enough to overcome the slow league start. Instead, Arkansas headed to Amarillo for what proved to be the final NWIT.



1996-97

Front row, from left: Treva Christensen, Karyn Karlin, Roxanne McCrory, Taqueta Roberson, Sytia Messer, Kimberly Wilson, Carrie Satterfield, Tiffany Wright, Christy Smith, Tennille Adams; back row, from left: Tom Halbmaier, manager, David Weaver, manager; Gary Blair, head coach; Trenia Tillis, assistant coach; Karen Jones, Shaka Massey, Carrie Parker, Tom Collen, assistant head coach; Amber Nicholas, assistant coach; Kris Ring, trainer; Amy Clement, manager; Jason Clemons, manager.

1996-97

Overall: 18-10

SEC: 5-7 (7th)

Home: 12-3; Road: 3-6; N: 3-1

	Preseason #18	UA	OPP	W/L
Sat., 11-23	Texas-Arlington [19]	64	53	W
Tues., 11-26	at SW Missouri [20]	75	62	W
Fri., 11-29	Southern Utah! [20]	94	61	W
Sat., 11-30	Sam Houston! [20]	76	51	W
Tues., 12-3	at Rice [21]	61	77	L
Sat., 12-7	Boise State& [21]	73	44	W
Sun., 12-8	Pacific& [21]	93	59	W
Wed., 12-18	St. Louis [23]	69	43	W
Fri., 12-20	McNeese St. [23]	81	54	W
Sun., 12-22	Western Illinois [23]	100	49	W
Sun., 12-29	#6 Tennessee* [22]	77	75	W
Tues., 12-31	Alcorn State [13]	90	56	W
Sun., 1-5	Miss State* [10]	84	67	W
Tues., 1-8	at Illinois [10]	81	100	L
Sun., 1-12	at #8 Vanderbilt* [10]	68	77	L
Sat., 1-18	at South Carolina* [13]	82	71	W
Tues., 1-21	at Louisiana State* [13]	72	79	L
Sat., 1-25	Kentucky* [13]	88	55	W
Tues., 1-28	at #20 SFA (OT) [18]	85	76	W
Sun., 2-2	#13 Florida* (OT) [18]	66	79	L
Thurs., 2-6	at #7 Alabama* [17]	61	102	L
Sun., 2-9	at Auburn* [17]	77	85	L
Mon., 2-10	Wofford [21]	76	39	W
Sun., 2-16	Ole Miss* [21]	71	62	W
Wed., 2-19	#13 LSU* [20]	66	76	L
Sun., 2-23	at #5 Georgia* [20]	63	79	L
Fri., 2-28	Kentucky+ [23]	71	60	W
Sat., 3-1	#7 Alabama+	63	85	L

[xx] - Arkansas ranking at time of game

* - Southeastern Conference Game

! - Arkansas Dial Classic VI, Fayetteville

& - Kona Classic, Kona, Hawaii

+ - SEC Tournament, Chattanooga, Tenn.



KIMBERLY WILSON

Another year of incredible highs and incomprehensible lows for the Razorbacks. The guard combo of Christy Smith and Kimberly Wilson scored 20-plus each and Sytia Messer turned in her finest defensive effort to limit Chamiqua Holdsclaw to her first single-digit game as a collegian as Arkansas upset sixth-ranked Tennessee. It was part of another 13-1 start, but a 3-8 road record and a 5-7 conference finish left Arkansas on the bubble. This was the year ESPN decided to visit the Razorback women's basketball locker room for Selection Sunday, but UA's bubble was burst by the selection committee. With no postseason NIT available, a stunned Arkansas team was left with nothing to do but get ready for next season.



1997-98

1998 FINAL FOUR || WEST REGION CHAMPIONS

Front row, from left: junior post Tennille Adams, freshman guard Lonniya Bragg, freshman guard Wendi Willits, junior guard Sytia Messer, junior guard Carrie Satterfield, junior guard Kamara Stancle, senior point guard Christy Smith, senior forward Tiffany Wright, junior post Brandi Whitehead. Back row, from left, assistant coach Vic Schaefer, assistant coach Amber Nicholas, trainer Kris Ring, stud. trainer Sher-yl Taylor, manager Malina Qaddoumi, manager David Weaver, freshman post Celia Anderson, junior guard Treva Christensen, sophomore post Karyn Karlin, senior post Karen Jones, manager Jason Clemons, manager Amira Qaddoumi, manager Amy Clement, assistant coach Trenia Tillis, head coach Gary Blair.

1997-98

Overall: 22-11

SEC: 7-7 (6th)

Home: 10-3; Road: 6-5; N: 6-3

		UA	OPP	W/L
Fri., 11-21	at Providence	93	82	W
Sun., 11-23	#11 Iowa#	83	57	W
Wed., 11-26	Wichita State [24]	73	53	W
Fri., 11-28	Georgia Southern! [24]	104	71	W
Sat., 11-29	Montana! [24]	81	68	W
Tues., 12-2	at Oral Roberts [20]	82	59	W
Thurs., 12-4	at Louisville [20]	69	57	W
Sun., 12-7	SW Missouri [20]	67	79	L
Fri., 12-19	Memphis [24]	93	84	W
Sun., 12-21	Utah## [24]	64	73	L
Sun., 12-28	at Valparaiso (OT) [25]	77	69	W
Tues., 12-30	Missouri [25]	80	79	W
Thurs., 1-1	at #1 Tennessee*	58	88	L
Tues., 1-6	Louisiana State*	81	66	W
Sun., 1-11	Alabama* (OT)	102	90	W
Thurs., 1-15	at Miss. State*	80	73	W
Sun., 1-18	#6 Vanderbilt* (OT)	80	85	L
Wed., 1-21	at #18 Georgia*	51	81	L
Sat., 1-24	South Carolina*	86	67	W
Wed., 1-28	Miss. State*	89	70	W
Sat., 1-31	at Kentucky*	79	63	W
Thurs., 2-5	at #10 Florida*	69	80	L
Sun., 2-8	Auburn*	71	63	W
Wed., 2-11	at Louisiana State*	55	77	L
Sat., 2-14	at Ole Miss*	50	68	L
Fri., 2-20	Georgia* (OT)	81	86	L
Thurs., 2-26	Auburn+	59	43	W
Fri., 2-27	#10 Florida+	49	63	L
Sat., 3-14	#20 Hawai'i\$	76	70	W
Mon., 3-16	Harvard\$	82	64	W
Sat., 3-21	Kansas\$\$	79	63	W
Mon., 3-23	#8 Duke\$\$	77	72	W
Fri., 3-27	#1 Tennessee\$\$\$	58	86	L

[xx] - Arkansas ranking at time of game

* - Southeastern Conference Game

+ - SEC Tournament, Columbus, Ga.

- Reebok Classic, Fleet Center, Boston, Mass.

! - Arkansas Dial Classic VII, Fayetteville

- DMC Shootout, Fort Worth, Texas

\$ - NCAA West Region 1st & 2nd Round, Palo Alto, Calif.

\$\$ - NCAA West Regional, The New Arena, Oakland, Calif.

\$\$\$ - NCAA Final Four, Kemper Arena, Kansas City, Kan.



4X AP ALL-AMERICA HONORABLE MENTION CHRISTY SMITH

Arkansas used the same formula of 1995 -- impact freshmen and senior leadership -- to return to the postseason. Now the '95 freshmen were the '98 leaders, and despite preseason knee problems, seniors Christy Smith and Karen Jones would not be denied their ultimate goal. While the miracle run at the NCAA West Regional is well known, often overlooked are the key non-conference games -- the half-court back-breaker by Smith at Louisville and the OT rally at Valpo -- plus the must-win "play-off" for the at-large berth with Auburn at the SEC tournament. This was a heartbreak team that set the mark for most conference overtime games in a season with three.



1998-99

1999 WOMEN'S NIT CHAMPIONS

Front row, from left: Amy Wright, Krystal Osborne, Wendi Williits, Sytia Messer, Kamara Stancle, Lonniya Bragg, Carrie Satterfield. Back row, from left: manager Malina Qaddoumi, student trainer Christie Clem, assistant coach Vic Schaefer, athletic trainer Kris Ring, assistant coach Trena Tillis, Brandi Whitehead, Tennille Adams, Karyn Karlin, Celia Anderson, Treva Christensen, Joy Oakley, head coach Gary Blair, assistant coach Amber Nicholas, manager Jason Clemons, manager Amira Qaddoumi.



1999-2000

2000 WNIT SEMIFINALISTS

Front row, from left: senior Karyn Karlin, freshman Lakishia Harper, junior Wendi Williits, freshman Dana Cherry, sophomore Amy Wright, freshman India Lewis, junior Lonniya Bragg; standing, from left, administrative assistant Mike Neighbors, manager Malina Qaddoumi, manager Jason Clemons, assistant coach Vic Schaefer, assistant coach Trena Tillis, senior Brandi Whitehead, junior Celia Anderson, freshman Katrina Nesby, sophomore Joy Oakley, assistant coach Amber Shirey, head coach Gary Blair, student trainer Tomika Jones, manager Amira Qaddoumi, trainer Sean Collins.

1998-99

Overall: 20-14

SEC: 5-9 (11th)

Home: 15-4; Road: 3-8; N: 2-2

	Preseason #18	UA	OPP	W/L
Fri., 11-13	#19 Stanford# [18]	76	71	W
Sat., 11-14	#3 Connecticut# [18]	64	100	L
Mon., 11-16	Providence [18]	110	59	W
Fri., 11-20	South Alabama! [18]	95	38	W
Sat., 11-21	Louisville! [18]	70	61	W
Tues., 11-24	Baylor [14]	75	64	W
Sat., 11-28	Oral Roberts [14]	84	56	W
Tues., 12-1	at Memphis [13]	58	70	L
Sat., 12-5	at #22 Geo. Wash. [13]	56	74	L
Tues., 12-8	SW Missouri	50	70	L
Thurs., 12-17	#2 Tennessee*	62	82	L
Sat., 12-19	Missouri	80	60	W
Tues., 12-29	St. Bonaventure&	97	67	W
Wed., 12-30	at Montana&	74	54	W
Wed., 1-6	at LSU*	51	85	L
Sat., 1-9	#17 Penn State	82	78	W
Thurs., 1-14	Miss. State*	85	58	W
Sun., 1-17	at Vanderbilt*	57	73	L
Thurs., 1-21	#5 Georgia*	59	68	L
Sun., 1-24	at S. Carolina*	88	80	W
Thurs., 1-28	at Miss. State*	60	81	L
Sun., 1-31	Kentucky* (OT)	74	69	W
Thurs., 2-4	Florida*	77	87	L
Sun., 2-7	at #19 Auburn*	46	66	L
Thurs., 2-11	#20 LSU*	86	61	W
Sun., 2-14	Ole Miss*	73	80	L
Thurs., 2-18	at #25 Alabama*	77	73	W
Sun., 2-21	at #14 Georgia*	82	98	L
Thurs., 2-24	Miss. State+	70	79	L
Fri., 3-12	Northwestern St.\$	78	60	W
Sun., 3-14	Oklahoma\$ (OT)	97	93	W
Wed., 3-17	Rice\$\$	76	70	W
Sat., 3-20	Drake\$\$\$	80	56	W
Tues., 3-23	Wisconsin\$\$\$\$	67	64	W

[xx] - Arkansas' ranking at time of game ||* -- Southeastern Conference Game

+ -- SEC Tournament, Chattanooga, Tenn.

-- Four in the Fall, San Jose Arena, San Jose, Calif.

! -- Arkansas Classic, Fayetteville


& -- Lady Griz Holiday Classic, Missoula, Mt.

\$ -- WNIT 1st & 2nd Round, Fayetteville

\$\$ -- WNIT Quarterfinals, Fayetteville

\$\$\$ -- WNIT Semifinals, Fayetteville

\$\$\$\$ -- WNIT Championship, Fayetteville



1999-2000

Overall: 17-15

SEC: 4-10 (10th)

Home: 12-5; Road: 4-8; N: 1-2

		UA	OPP	W/L
Sat., 11-20	La.-Monroe	85	48	W
Mon., 11-22	at Missouri	83	76	W
Fri., 11-26	UNC-Wilmington#	88	77	W
Sat., 11-27	at Princeton#	87	45	W
Tues., 11-30	#24 Boston College	79	68	W
Fri., 12-3	at Baylor	80	69	W
Wed., 12-8	SW Missouri	64	58	W
Fri., 12-17	North Texas	102	69	W
Sun., 12-19	Memphis!	82	88	L
Tues., 12-21	at New Mexico	66	71	L
Thurs., 12-30	at Tulsa	80	62	W
Mon., 1-3	George Washington	71	83	L
Mon., 1-10	at #2 Tennessee*	69	79	L
Thurs., 1-13	#17 LSU*	69	82	L
Sun., 1-16	at Kentucky*	60	68	L
Thurs., 1-20	at #22 Miss. St.*	56	69	L
Sun., 1-23	Vanderbilt*	61	52	W
Thurs., 1-27	S. Carolina*	87	79	W
Sun., 1-30	Iowa	72	65	W
Thurs., 2-3	Alabama*	66	62	W
Sun., 2-6	Kentucky*	83	70	W
Thurs., 2-10	at Florida*	73	87	L
Sat., 2-12	at #7 LSU*	51	68	L
Thurs., 2-17	at #13 Auburn*	56	73	L
Sun., 2-20	Georgia*	69	72	L
Thurs., 2-24	#13 Auburn*	58	71	L
Sun., 2-27	at Ole Miss*	63	78	L
Thurs., 3-2	Florida+	86	96	L
We, 3-15	Wichita State\$	83	63	W
Sat., 3-18	Missouri\$ (OT)	89	88	W
Tues., 3-21	Georgia Tech\$\$	78	67	W
Sat., 3-25	Florida\$\$\$	62	83	L

* -- Southeastern Conference Game

+ -- SEC Tournament, Chattanooga, Tenn.

-- Princeton Holiday Classic, Princeton, NJ

! -- ALLTEL Arena, North Little Rock, Ark.

\$ -- WNIT 1st & 2nd Round, Fayetteville; \$\$ -- WNIT Quarterfinals, Fayetteville; \$\$\$ -- WNIT Semifinals, Fayetteville



WNIT MVP LONNIYA BRAGG

Losing several starters from the Final Four team, Arkansas answered the persistent question from the 1998 run by defeating Stanford at San Jose in the season opener. The five-game run to the WNIT title was the highlight of a year of tremendous highs and lows. The season in a player was Karyn Karlin, the leading scorer who pushed Arkansas to a stunning upset over Penn State on CBS but saw her season end early with a torn ACL at Auburn.

KARYN KARLIN

Two notable records belong to the 1999-2000 season. The team capitalized on the 5-0 finish of the previous season with an 8-0 start to break a pair of school records, consecutive wins and consecutive wins to begin the season. Unfortunately, a pair of losing streaks -- five games in January and seven games in February -- sent Arkansas back to the WNIT. The Razorbacks continued their WNIT winning streak into the semifinals before losing to league rival Florida.



2000-01

2001 WEST REGION || SECOND ROUND

Front row, from left: junior Joy Oakley, junior Carla Rhodes, senior Wendi Willits, sophomore Lakishia Harper, junior Amy Wright, sophomore India Lewis, sophomore Dana Cherry, senior Lonniya Bragg. Back row, from left: assistant coach Amber Shirey, student assistant trainer Angie Gottsponer, associate head coach Vic Schaefer, manager Malina Qaddoumi, trainer Sean Collins, freshman Sarah Lundberg, senior Celia Anderson, freshman Katrina Nesby, freshman Kiesha Beard, freshman Shameka Christon, freshman Shanna Harmon, head coach Gary Blair, adm. assistant Mike Neighbors, manager Amira Qaddoumi, assistant coach Kelly Bond.

2000-01

Overall: 20-13

SEC: 6-8 (6th)

Home: 9-3; Road: 5-7; N: 6-3

		UA	OPP	W/L
Sat., 11-18	at Memphis	58	66	L
Mon., 11-20	at Missouri	67	79	L
Fri., 11-24	Michigan#	78	67	W
Sat., 11-25	#22 NC State#	46	48	L
Sun., 11-26	@Hawai'i#	76	73	W
Fri., 12-1	Oklahoma St. &	69	61	W
Mon., 12-4	Brigham Young	93	73	W
Thurs., 12-7	at Dayton	80	77	W
Sun., 12-10	Southeastern La.	97	40	W
Thurs., 12-21	Harvard!	87	48	W
Sat., 12-30	TCU	81	65	W
Tu., 1-2	at S. Carolina*	49	66	L
Fri., 1-5	Tulsa	101	60	W
Sun., 1-7	#2 Tennessee*	61	76	L
Thurs., 1-11	at #9 LSU*	54	61	L
Sun., 1-14	Kentucky*	69	50	W
Thurs., 1-18	#21 Miss State*	72	45	W
Sun., 1-21	at #15 Vanderbilt*	68	64	W
Wed., 1-24	at La.-Monroe	86	70	W
Sun., 1-28	Auburn*	77	68	W
Thurs., 2-1	at Alabama*	69	74	L
Sun., 2-4	at Kentucky*	84	78	W
Thurs., 2-8	#6 Florida*	64	75	L
Sun., 2-11	#14 LSU*	58	62	L
Thurs., 2-15	Howard	98	69	W
Sun., 2-18	at #5 Georgia*	60	81	L
Thurs., 2-22	at Auburn*	60	68	L
Sat., 2-24	Ole Miss*	82	64	W
Thurs., 3-1	Miss State+	94	76	W
Fri., 3-2	#10 Florida+	78	69	W
Sat., 3-3	#6 Georgia+	44	63	L
Sat., 3-17	#24 Baylor\$	68	59	W
Mon., 3-19	#5 Duke\$	54	75	L

* - Southeastern Conference Game
+ - SEC Tournament, Memphis, Tenn.
- Rainbow Wahine, Honolulu, Hawai'i
& -- The Myriad, Oklahoma City, Okla.
! - ALLTEL Arena, North Little Rock, Ark.
\$ - NCAA 1st & 2nd Round, Durham, N.C.



WENDI WILLITS

Arkansas' first full season in the 21st century was the year of the three-pointers. Wendi Willits finished her career by adding the career trey mark -- 316 -- to her long list of three-point records at Arkansas. Willits' outside shooting drove this team to a school-record 202 three-point goals. The emergence of freshman Shameka Christon gave Arkansas great balance as the 2000-01 team became the seventh -- and most recent -- team in school history to finish the year with four double-digit scorers.

2001-02

2002 MIDEAST REGION || SECOND ROUND

Front row, from left: senior Joy Oakley, senior Carla Rhodes, junior Lakishia Harper, senior Amy Wright, junior Kela Peterson, junior India Lewis, junior Dana Cherry. Back row, from left: student trainer Shane Bjornberg, trainer Sean Collins, mgr. Allison Singleton, associate head coach Vic Schaefer, assistant coach Amber Shirey, sophomore Shanna Harmon, sophomore Shameka Christon, sophomore Katrina Nesby, freshman Kiesha Beard, freshman Cara Wright, assistant coach Kelly Bond, head coach Gary Blair, admn. assistant Kelley Waters, mgr. Kim Markham, mgr. M.J. Keeler.

2001-02

Overall: 20-12

SEC: 7-7 (7th)


Home: 12-2; Road: 4-9; N: 4-1

		UA	OPP	W/L
Sat., 11-17	La.-Monroe	99	47	W
Tues., 11-20	at Boston College	76	60	W
Fri., 11-23	at SW Missouri	48	64	L
Sun., 11-25	Texas-Arlington!	79	48	W
Sun., 12-2	Memphis	85	48	W
Wed., 12-5	at Tulsa	55	52	W
Fri., 12-7	Northern Iowa	63	66	L
Sun., 12-9	Western Mich. (OT)	73	69	W
Wed., 12-19	Oklahoma St.	81	78	W
Fri., 12-21	Dayton	73	55	W
Sat., 12-29	at TCU	58	60	L
Wed., 1-2	at Brigham Young	85	57	W
Sun., 1-6	at Ole Miss*	46	81	L
Thurs., 1-10	Alabama*	70	84	L
Sun., 1-13	at #9 S. Carolina*	66	91	L
Thurs., 1-17	Kentucky*	76	64	W
Sun., 1-20	at LSU*	55	65	L
Thurs., 1-24	at Miss. State* (OT)	82	85	L
Sun., 1-27	#7 South Carolina*	74	46	W
Thurs., 1-31	#8 Vanderbilt*	67	57	W
Sun., 2-3	at Alabama*	72	70	W
Thurs., 2-7	at #3 Tennessee*	65	93	L
Sun., 2-10	LSU*	80	71	W
Wed., 2-13	Miss. Valley State	83	37	W
Sun., 2-17	Auburn*	88	65	W
Thurs., 2-21	at #16 Florida*	58	64	L
Sun., 2-24	#23 Georgia*	66	45	W
Thurs., 2-28	Ole Miss+	78	60	W
Fri., 3-1	#12 South Carolina+	79	61	W
Sat., 3-2	#6 Vanderbilt+	78	81	L
Sat., 3-15	Clemson\$	78	68	W
Mon., 3-17	at #11 Kansas State\$	68	82	L

* - SEC Game || + - SEC Tournament, Nashville, Tenn.

! - ALLTEL Arena, North Little Rock, Ark.

\$ - NCAA 1st & 2nd Round, Manhattan, Kan.



AMY WRIGHT

The fact Amy Wright broke Amber Nicholas' career assist record was a foregone conclusion at the start of 2001-02; however, that Wright's ball handling ability would lead to a new season-record 205 assists and a whopping 717 for her career wasn't. Lost in her assist record was the senior guard's ability to protect the basketball as the 2001-02 team broke the school record for fewest turnovers with 433 -- highly significant considering the short length of some of Arkansas' early seasons. This team also claimed the school record for most blocked shots in a season with 136.



2002-03

2003 WEST REGION || SECOND ROUND

Front row, from left: freshman Sarah Pfeifer, senior Dana Cherry, senior Kela Peterson, senior Lakishia Harper, senior India Lewis, freshman Rochelle Vaughn, freshman Redd Coleman, freshman Kristin Moore. Back row, from left: manager Brittny Johnson, manager Allison Singleton, associate head coach Vic Schaefer, assistant coach Amber Shirey, sophomore Cara Wright, junior Shameka Christon, junior Katrina Nesby, freshman Ruby Vaden, junior Shanna Harmon, graduate assistant trainer John Parrigon, assistant coach Kelly Bond, administrative assistant Kelley Waters, head coach Gary Blair. Not pictured, trainer Sean Collins, sophomore Kiesha Beard.

2002-03

Overall: 22-11

SEC: 7-7 (7th)

Home: 12-2; Road: 5-6; N: 5-3

		UA	OPP	W/L
Sat., 11-23	Stephen F. Austin [17]	78	54	W
Mon., 11-25	Texas Christian [17]	76	66	W
Thurs., 11-28	Old Dominion# [17]	54	49	W
Fri., 11-29	Hampton# [17]	78	41	W
Sat., 11-30	#1 Duke# (OT) [17]	72	74	L
Fri., 12-6	Northwestern St& [13]	79	60	W
Sat., 12-7	Rice& [13]	63	50	W
Mon., 12-9	Tulsa [13]	66	49	W
Thurs., 12-19	SW Missouri St. [10]	64	46	W
Sat., 12-28	Western Kentucky [10]	71	61	W
Mon., 12-30	Loyola Marymount [9]	87	52	W
Thurs., 1-2	at Oklahoma St. [9]	58	60	L
Sun., 1-5	Montana St. [11]	85	37	W
Mon., 1-6	La-Lafayette! [11]	75	57	W
Thurs., 1-9	at Memphis [11]	78	64	W
Sun., 1-12	#13 S. Carolina* [11]	67	58	W
Thurs., 1-16	Florida* [10]	84	45	W
Sun., 1-19	#2 LSU* [10]	82	72	W
Thurs., 1-23	at #18 Vanderbilt* [8]	59	76	L
Sun., 1-26	at Auburn* [8]	36	64	L
Thurs., 1-30	#4 Tennessee* [12]	79	92	L
Sun., 2-2	at Alabama* [12]	59	58	W
Sun., 2-9	Ole Miss* [14]	62	60	W
Thurs., 2-13	at Kentucky* [13]	70	60	W
Sun., 2-16	at #15 S. Carolina* [13]	59	83	L
Thurs., 2-20	#16 Miss. State* [15]	59	72	L
Sun., 2-23	at #13 Georgia* [15]	60	69	L
Thurs., 2-27	at #4 LSU* [21]	57	70	L
Sun., 3-2	Alabama* [21]	68	57	W
Thurs., 3-6	Alabama+ [23]	53	48	W
Fri., 3-7	#6 LSU+ [23]	72	78	L
Sun., 3-23	at Cincinnati\$ [24]	71	57	W
Tues., 3-25	#5 Texas\$ [24]	50	67	L

[xx] - Arkansas ranking at time of game || * - SEC Game

+ - SEC Tourn., North Little Rock, Ark.

- Paradise Jam, U.S. Virgin Islands

& - Gene Hackman Inv., Houston, Texas

! - ALLTEL Arena, NLR, Ark. || \$ - NCAA 1/2 Rd, Cincinnati, Ohio



INDIA LEWIS

For only the third time in school history, Arkansas started and finished the season ranked in the AP top 25. The 2003 team also got off to one of the four fastest starts in school history, pushing to 10-1. The season peaked with a stunning upset of No. 2 LSU, 82-72, before one of the largest crowds in school history at Walton Arena. Another five-figure crowd came a week later to see Arkansas come up short against fourth-ranked Tennessee. It was part of a 55,000-fan January for all women's athletics combined in Fayetteville. The year had another peak as the SEC crossed the Mississippi River for the first time for a basketball tournament, and the result was a record-setting attendance at ALLTEL.



2003-04

Front row, from left: sophomore forward Sarah Pfeifer, junior guard April Seggebruch, sophomore guard Rochelle Vaughn, freshman guard Kristin Peoples, junior guard Adrienne Bush, junior guard Sheree Thompson, freshman forward Danielle Allen; back row, standing from left: manager Allison Singleton, graduate assistant Alli Clark, director of basketball operations Kelley Waters, assistant coach Charity Elliott, assistant coach Rena Faust-Holden, senior post Shanna Harmon, senior forward Shameka Christon, senior post Katrina Nesby, sophomore post Ruby Vaden, sophomore guard-forward Kristin Moore, head coach Susie Gardner, basketball athletic trainer Sean Collins, student athletic trainer Maggie Harrington, assistant coach Amber Shirey and manager Brittny Johnson.

2003-04

Overall: 16-12

SEC: 5-9 (9th)

Home: 7-4; Road: 7-7; N: 2-1

		UA	OPP	W/L
Fri., 11-21	at Wichita State	81	72	W
Mon., 11-24	Rice	65	46	W
Fri., 11-28	Oregon State#	58	50	W
Sat., 11-29	at Loyola Marymount#	58	64	L
Wed., 12-3	at Western Kentucky	67	65	W
Sat., 12-6	at #21 TCU (OT)	62	67	L
Tues., 12-9	at Tulsa	64	43	W
Thurs., 12-18	Northwestern State!	78	64	W
Sat., 12-20	at Indiana	78	70	W
Sun., 12-28	at Stephen F. Austin	79	61	W
Tues., 12-30	McNeese State	72	52	W
Fri., 1-2	Memphis	79	75	W
Sun., 1-4	Oklahoma State	75	55	W
Thurs., 1-8	at #5 Tennessee*	44	83	L
Sun., 1-11	Ole Miss*	67	61	W
Sun., 1-18	at South Carolina*	66	52	W
Thurs., 1-22	#12 LSU*	65	73	L
Sun., 1-25	#22 Auburn*	44	71	L
Thurs., 1-29	#24 Vanderbilt*	69	74	L
Sun., 2-1	at Miss. State*	55	57	L
Sun., 2-8	#16 Georgia*	71	63	W
Thurs., 2-12	at #16 LSU*	65	92	L
Sun., 2-15	at Alabama*	65	68	L
Thurs., 2-19	Kentucky*	69	58	W
Sun., 2-22	at Florida*	82	68	W
Thurs., 2-26	#2 Tennessee*	71	93	L
Sun., 2-29	at Ole Miss*	73	84	L
Thurs., 3-4	Miss State+	74	79	L

* - Southeastern Conference Game

+ - SEC Tournament, Nashville, Tenn.

- LMU Thanksgiving Classic, Los Angeles, Calif.

! - Summit Arena, Hot Springs, Ark.



SEC PLAYER OF THE YEAR SHAMEKA CHRISTON

Under new head coach Susie Gardner, Shameka Christon's offensive production jumped to 21.8 ppg to lead the SEC in scoring. As a result, the senior became the first Razorback women's basketball player to earn SEC Player of the Year and the first Associated Press Third-Team All-American. Arkansas posted its most wins on the road in almost a decade under its new head coach. The Razorbacks also notched a school record for most three-point attempts. After the close of the season, Christon became the highest drafted Arkansas women's basketball player by the WNBA, selected fifth overall by the New York Liberty.



2004-05

2005 WNIT SECOND ROUND

Front row seated, from left: junior Sheree Thompson, sophomore Kristin Peoples, junior Rochelle Vaughn, senior Adrienne Bush, sophomore Sarah Pfeifer, junior Melissa Hobbs, senior April Seggebruch, freshman Brittney Vaughn, senior Allison Singleton; back row standing, from left: graduate assistant athletic trainer Lucy Mansfield, graduate assistant Alli Clark, basketball trainer Phill Vardimann, assistant coach Amber Shirey, assistant coach Rena Faust-Holden, sophomore Danielle Allen, junior Kristina Andjelkovic, junior Ruby Vaden, junior Kristin Moore, freshman Christina Lawrence, assistant coach Johnnie Harris, head coach Susie Gardner, strength coach J.C. Moreau, manager Marie Earwood, manager Brittany Johnson, director of basketball operations Kelley Waters.

2004-05

Overall: 17-14

SEC: 3-11 (11th)

Home: 10-4; Road: 3-8; N: 4-2

		UA	OPP	W/L
Fri., 11-19	Alabama State	74	49	W
Sun., 11-21	Centenary	86	52	W
Thurs., 11-25	#15 Purdue#	51	55	L
Fri., 11-26	Idaho St#	69	59	W
Sun., 11-28	Western Kentucky	83	79	W
Wed., 12-1	Indiana	53	50	W
Fri., 12-3	Wichita State	78	55	W
Tues., 12-7	at Memphis	59	53	W
Thurs., 12-16	La.-Lafayette!	82	68	W
Tues., 12-21	Oregon	65	62	W
Thurs., 12-30	at #16 Georgia*	57	78	L
Sun., 1-2	at Cincinnati	66	54	W
Thurs., 1-6	Florida*	56	68	L
Sun., 1-9	at Mississippi*	73	85	L
Thurs., 1-13	at #8 Tennessee*	54	72	L
Sun., 1-16	Miss State*	83	71	W
Thurs., 1-20	at #2 LSU*	45	91	L
Sun., 1-23	S. Carolina*	61	49	W
Tues., 1-25	at UM-Kansas City	69	46	W
Sun., 1-30	Mississippi*	52	75	L
Thurs., 2-3	at Auburn*	51	62	L
Thurs., 2-10	Alabama*	83	68	W
Sun., 2-13	Georgia Tech&	71	59	W
Thurs., 2-17	at #22 Vanderbilt*	43	78	L
Sun., 2-20	#6 Tennessee*	71	84	L
Thurs., 2-24	#1 LSU*	64	90	L
Sun., 2-27	at Kentucky*	67	73	L
Thurs., 3-3	Miss St.+	80	73	W
Fri., 3-4	Vanderbilt+	60	79	L
Fri., 3-18	UNLV\$	61	48	W
Mon., 3-21	at Arkansas State\$\$	84	98	L

* -- Southeastern Conference Game

+ -- SEC Tournament, Nashville, Tenn.

-- Flint Hills Resources Islander Classic, Corpus Christi, Texas

! -- ALLTEL Arena, N. Little Rock, Ark.

& -- Russell Athletics Shootout, Duluth, Ga.

\$ -- WNIT First Round, Fayetteville, Ark.

\$\$ -- WNIT Second Round, Jonesboro, Ark.



SEC SCHOLAR-ATHLETE OF THE YEAR SARAH PFEIFER

The 9-1 start for 2004-05 tied the school record for best opening 10 games. Sophomore Sarah Pfeifer was named the SEC Scholar-Athlete of the Year, giving Arkansas back-to-back league-wide player honors. It was an award Pfeifer earned the hard way. Returning to the lineup from shoulder surgery the year before, the redshirt sophomore wasn't supposed to lead the team in scoring. But torn ACLs for two starting post players in the space of three weeks sent the not-quite 6-0 Pfeifer into the land of the giants. A former high school post, she flourished with several 20-point plus games down the stretch to lead Arkansas into the WNIT. The 2005 team shattered the school record for steals thanks to a new commitment to team defense. Nationally ranked during the early half of the season, the duo of Kristen Peoples and Rochelle Vaughn set the pace. Arkansas led the nation in steals deep into the season, finishing with 388. It also led to a near-record with 728 opponent turnovers, significant as the record season of 751 steals had the benefit of two more games than the 2004-05 team.

2005-06

Front row seated, from left: senior Adrienne Bush, sophomore Brittney Vaughn, freshman Ayana Breerton, junior Leslie Howard, junior Danielle Allen, senior Rochelle Vaughn, junior Kristin Peoples, senior Sheree Thompson, junior Dominique Washington. Back row standing, from left: manager Trudi Spencer, basketball trainer Sara Melby, manager Nathan Bodenstein, assistant coach Amber Shirey, assistant coach Johnnie Harris, freshman Whitney Jones, junior Sarah Pfeifer, senior Kristina Andjelkovic, senior Kristin Moore, senior Melissa Hobbs, head coach Susie Gardner, strength coach J.C. Moreau, assistant coach Khadija Head, student trainer Malinda McNew, graduate assistant coach Allison Singleton.

2005-06

Overall: 13-15

SEC: 5-9 8th

Home: 9-4; Road: 2-10; N: 2-1

		UA	OPP	W/L
Fri., 11-18	at SMU	73	63	W
Mon., 11-21	Memphis	99	53	W
Fri., 11-25	at Oregon	59	70	L
Sat., 11-26	at Portland St.	65	67	L
Tues., 11-29	Grambling	88	69	W
Thurs., 12-1	Tulsa	64	66	L
Sun., 12-4	UMKC	84	57	W
Tues., 12-6	at Western Kentucky	73	89	L
Thurs., 12-15	Nicholls State!	75	40	W
Sun., 12-18	Texas-Pan American	74	44	W
Wed., 12-21	New Orleans	84	46	W
Thurs., 12-29	Coppin St.#	49	33	W
Fri., 12-30	Fla. International#	54	58	L
Thurs., 1-5	at Miss. State*	66	45	W
Sun., 1-8	#20 Vanderbilt* (OT)	52	51	W
Thurs., 1-12	Auburn*	64	60	W
Sun., 1-15	at Alabama*	73	75	L
Sun., 1-22	Miss. State*	60	58	W
Thurs., 1-26	#24 Florida*	69	63	W
Sun., 1-29	at S. Carolina*	52	61	L
Thurs., 2-2	#3 LSU*	59	93	L
Sun., 2-5	at #5 Tennessee*	37	77	L
Thurs., 2-9	at #22 Vanderbilt*	59	64	L
Sun., 2-12	Kentucky*	50	79	L
Sun., 2-19	at #2 LSU*	42	64	L
Thurs., 2-23	#13 Georgia*	80	86	L
Sun., 2-26	at Ole Miss*	78	85	L
Thurs., 3-2	Ole Miss +	64	94	L

* -- Southeastern Conference Game

+ -- SEC Tournament, N. Little Rock, Ark.

-- FIU Sun & Fun Classic, Miami, Fla.


! -- Summit Arena, Hot Springs, Ark.



COACH SUSIE GARDNER

4 YEARS, 64-54 (2003-2007)

Becoming the sixth head coach in April 2003, Susie Gardner posted three winning seasons in her four at Arkansas. Her teams had some historic high points, including the best starts in SEC (2006) and overall (2006-07), but also had some of the most dramatic lows, longest losing streak and worst SEC regular season mark. Gardner's first teams produced a pair of SEC athletes of the year with Shameka Christon took overall player of the year in 2004 and Sarah Pfeifer received the scholar-athlete of the year award in 2005. Her final team saw Pfeifer repeat the scholar award and the first double-double player in a generation, Lauren Ervin.



2006-07

Front row seated, from left: Kendra Roberts, Charity Ford, Leslie Howard, Danielle Allen, Dominique Washington, Sarah Pfeifer, Tanisha Smith, Ayana Brereton, Donica Cosby, Brittney Vaughn. Back row standing, from left: manager Erin Cox, manager Haley Bestgen, manager Trudi Spencer, graduate assistant Allison Singleton, assistant coach Amber Shirey, assistant coach Johnnie Harris, strength coach J.C. Moreau, LaKendra Spates, Lauren Ervin, Whitney Jones, head coach Susie Gardner, assistant coach Mike Neighbors, director of basketball operations Khadija J. Head, athletic trainer Jeremy Braziel, assistant athletic trainer Katie Weindinger, and manager Nathan Bodenstein.

2006-07

Overall: 18-13

SEC: 3-11 10th

Home: 7-6; Road: 9-5; N: 2-2

		UA	OPP	W/L
Fri., 11-10	at Clemson	75	69	W
Mon., 11-13	Louisiana-Monroe	62	54	W
Fri., 11-17	at Lipscomb	77	39	W
Sat., 11-18	at Austin Peay	58	46	W
Mon., 11-20	Wichita State	80	70	W
Fri., 11-24	Denver#	84	58	W
Sat., 11-25	at Hawai'i#	70	56	W
Sun., 11-26	#2 North Carolina#	69	94	L
Fri., 12-1	Portland State	97	62	W
Sun., 12-3	Texas Southern	90	50	W
Wed., 12-13	SMU [25]	70	58	W
Sat., 12-16	at Tulsa [25]	78	67	W
Mon., 12-18	at Memphis [24]	70	54	W
Wed., 12-20	Stephen F. Austin! [24]	75	54	W
Thurs., 12-28	Cincinnati [23]	94	82	W
Sat., 12-30	at St. Louis [23]	66	59	W
Thurs., 1-4	at #11 Vanderbilt* [20]	61	98	L
Sun., 1-7	Miss State* [20]	73	81	L
Sun., 1-14	at Auburn* [25]	65	62	W
Thurs., 1-18	Alabama* [RV]	71	63	W
Sun., 1-21	at Florida*	67	57	W
Thurs., 1-25	at #8 LSU*	53	70	L
Sun., 1-28	#15 Vanderbilt	34	61	L
Thurs., 2-1	at Miss State*	75	80	L
Sun., 2-4	Ole Miss* (2 OT)	87	90	L
Thurs., 2-8	S. Carolina* [FSN]	69	74	L
Thurs., 2-15	#7 LSU*	65	86	L
Sun., 2-18	at Kentucky* [FSN]	60	87	L
Thurs., 2-22	#2 Tennessee* (OT)	68	75	L
Sun., 2-25	at #11 Georgia*	51	69	L
Thurs., 3-1	Kentucky+	57	72	L

* - Southeastern Conference Game

+ - SEC Tournament, Duluth, Ga.

- Hawaiian Airlines Rainbow Wahine, Honolulu, Hawai'i

! - Summit Arena, Hot Springs, Ark.



ALL-SEC SECOND TEAM LAUREN ERVIN

Junior transfer Lauren Ervin became the first double-double player at Arkansas since the great Shelly Wallace in the late 1980s. Ranked nationally for rebounds most the year, she has 11 double-double games -- second only to Wallace for a season or career -- to finish the year with 12 ppg and 10 rpg. Ervin shattered the school marks for blocks in SEC play. A school-record start to the season at 15-1 and a midseason AP ranking did not last as the Razorbacks closed with a school-record 10-game losing streak leading to the resignation of Susie Gardner as head coach in early March.

2007-08

Front row seated, from left: Shanita Arnold, Charity Ford, Hailey Nutt, Whitney Jones, Sarah Pfeifer, Ayana Brereton, Brittney Richardson, Kendra Howard, Brittney Vaughn. Back row standing, from left: manager Trudi Spencer, manager Haley Bestgen, head coach Tom Collen, video coordinator Jake Nelp, assistant coach Greg Collins, associate head coach Timothy Eatman, Whitney Zachariason, Lauren Ervin, Ashlea Williams, assistant coach Zenarae Antoine, strength coach J.C. Moreau, graduate assistant Angie Nelp, basketball athletic trainer Jeremy Braziel, executive director of basketball operations Amber Shirey, manager Erin Cox, assistant athletic trainer Joanna Schaffhausen.

2007-08

Overall: 17-13

SEC: 2-12 (H: 1-6; R: 1-6)

Home: 10-6; Road: 2-6; N: 5-1

		UA	OPP	W/L
Sun., 11-11	Lipscomb	87	60	W
Wed., 11-14	Jackson State	72	49	W
Sat., 11-17	Austin Peay	61	48	W
Tues., 11-20	Tulsa	69	52	W
Fri., 11-23	Georgia Southern#	77	51	W
Sat., 11-24	New Orleans#	65	44	W
Wed., 11-28	at Missouri	66	53	W
Sun., 12-2	Clemson	79	63	W
Tues., 12-4	Sam Houston State	89	62	W
Thurs., 12-13	Northwestern State!	59	43	W
Sat., 12-15	St. Louis	74	59	W
Tues., 12-18	Memphis	91	66	W
Fri., 12-29	Delaware&	62	49	W
Sat., 12-30	Marquette&	71	69	W
Sa., 1-5	Texas Tech [25]	80	57	W
Thurs., 1-10	#11 LSU* [20]	54	76	L
Sun., 1-13	at Ole Miss* [20]	55	63	L
Thurs., 1-17	at Alabama*	63	49	W
Sun., 1-20	Florida*	74	92	L
Thurs., 1-24	at #2 Tennessee*	55	98	L
Sun., 1-27	Miss State*	56	42	W
Sun., 2-3	at S. Carolina*	50	59	L
Thurs., 2-7	#24 Georgia*	58	72	L
Sun., 2-10	Auburn*	68	73	L
Sun., 2-17	at Florida*	73	75	L
Thurs., 2-21	#25 Vanderbilt*	50	63	L
Sun., 2-24	Kentucky*	56	59	L
Thurs., 2-28	at #6 LSU*	46	83	L
Sun., 3-2	at Auburn*	57	74	L
Thurs., 3-6	Auburn+	51	73	L

[xx] - Arkansas' ranking at time of game

* - Southeastern Conference Game

+ - SEC Tournament, Nashville, Tenn.

- UTSA Thanksgiving Classic, San Antonio, Texas

& - Dartmouth Tournament, Hanover, N.H.

! - Summit Arena, Hot Springs, Ark.



WBCA ROBIN ROBERTS AWARD WINNER BRITTNEY VAUGHN

Tom Collen's first season at Arkansas was a record-breaker as the Razorbacks opened 15-0. The 2007-08 team established both the longest in-season and all-time winning streak with its perfect run through the entire non-conference slate. Returning to the AP Top 25 after defeating Marquette then thrashing old SWC rival Texas Tech, Arkansas seemed poised to become a factor in SEC play. Unfortunately, the team's double-double leader Lauren Ervin tore her ACL in the conference opener and the team was never the same. In spite of the nine-game losing streak to end the year, there were several individual achievements. Ervin was a third-round draft pick of the Connecticut Sun, and senior point guard Brittney Vaughn became the first Razorback to win a national award from the WBCA as she was named the Robin Roberts Award recipient at the 2009 Women's Final Four.



2008-09

2009 WNIT THIRD ROUND

Front row seated, from left: Ayana Brereton, Jamesha Townsend, Julie Inman, Lyndsay Harris, Shanita Arnold, Ceira Ricketts, Charity Ford, Brittney Richardson. Back row standing, from left: manager Emily Pearson, manager Caroline Powell, executive director of basketball operations Amber Shirey, basketball athletic trainer Jeremy Braziel, assistant coach Greg Collins, associate head coach Timothy Eatman, Whitney Jones, Ashley McCray, head coach Tom Collen, Ashlea Williams, Ashley Daniels, assistant coach Zenarae Antoine, graduate assistant David Walker, director of strength and conditioning for Olympic sports Todd Barbour, manager Grace Parker, manager Erin Cox, manager Haley Bestgen.

2008-09

Overall: 18-14

SEC: 6-8 (H: 3-4; R: 3-4)

Home: 12-5; Road: 4-7; N: 2-2

		UA	OPP	W/L
Sat., 11-15	La-Monroe	77	38	W
Wed., 11-19	High Point	63	46	W
Fri., 11-21	SMU	78	69	W
Sun., 11-23	Northwestern	60	44	W
Fri., 11-28	Oregon State#	56	69	L
Sat., 11-29	Pacific#	78	61	W
Wed., 12-3	at Memphis	76	69	W
Sat., 12-5	Miss. Valley State!	79	46	W
Sun., 12-6	Kansas State!	56	65	L
Tues., 12-9	North Dakota	85	73	W
Thurs., 12-18	Dartmouth	66	57	W
Sun., 12-21	Missouri	55	56	L
Mon., 12-29	Western Illinois	70	53	W
Wed., 12-31	Stetson	85	44	W
Sat., 1-3	at Texas Tech	60	75	L
Thurs., 1-8	LSU*	42	62	L
Sun., 1-11	at Kentucky*	63	72	L
Sun., 1-18	#6 Auburn*	61	70	L
Thurs., 1-22	#10 Tennessee*	67	76	L
Sun., 1-25	at Miss State*	65	62	W
Thurs., 1-29	at #20 Vanderbilt* (OT)	61	72	L
Sun., 2-1	#12 Florida*	78	94	L
Thurs., 2-5	at LSU*	53	68	L
Sun., 2-8	at Georgia*	77	64	W
Thurs., 2-12	S. Carolina*	58	54	W
Sun., 2-15	Ole Miss*	70	59	W
Thurs., 2-19	at #15 Florida*	83	74	W
Sun., 2-22	Alabama*	74	69	W
Sun., 3-1	at #3 Auburn*	57	94	L
Thurs., 3-5	Ole Miss+	60	65	L
Mo. 3-23	Okl. State! (OT)	61	60	W
Thurs., 3-26	at Kansas!	59	75	L

* - Southeastern Conference Game

+ - SEC Tournament, North Little Rock, Ark.

- Junkanoo Jam, Freeport Division Grand Bahama Island

& - Commerce Bank Wildcat Classic, Manhattan, Kan.

! - WNIT Tournament (Manhattan, Kan.)



COACH TOM COLLEN (2007-2014)

The naming of Arkansas' seventh women's basketball head coach was a homecoming for one of America's most successful coaches, Tom Collen. The recruiting coordinator and eventually assistant head coach during Arkansas' surge to the Final Four in the 1990s, Collen left his mark at Arkansas through his previous players like four-time All-American Christy Smith and future top three-point shooter in America Wendi Willits. He made an immediate impact again as his first recruiting class as the head coach for Razorbacks was ranked top 25 in the country. Arriving at Arkansas as one of the top 10 winningest women's basketball coaches in the game, Collen in his first nine seasons as a head coach already has 200 career victories with 10 postseason appearances: five trips at Colorado State, four at Louisville and one at Arkansas.



2009-10

Front row seated, from left: Ashlea Williams, Brittney Richardson, Julie Inman, Lyndsay Harris, Charity Ford, head coach Tom Collen, C'eira Ricketts, Dominique Robinson, Jamesha Townsend, Kristen Gillespie, Quistelle Williams. Back row standing, from left: manager Emily Pearson, executive director of basketball operations Amber Shirey, manager Jeff Brazil, assistant coach Greg Collins, graduate assistant David Walker, assistant coach Zenarae Antoine, Sarah Watkins, Ashley McCray, Skye Rees, Ashley Daniels, associate head coach Timothy Eatman, strength coach Todd Barbour, athletic trainer Jeremy Braziel, manager Erin Cox, manager Haley Bestgen, manager Grace Parker.

2009-10

Overall: 12-18

SEC: 4-12

Home: 5-7; Road: 3-8; N: 4-3

		UA	OPP	W/L
Sun., 11-15	Alcorn State #	87	78	W
Wed., 11-18	at SMU	71	76	L
Sun., 11-22	East Tennessee St.	95	78	W
Thurs., 11-26	Iona!	66	60	W
Fri., 11-27	Western Kentucky!	69	51	W
Wed., 12-2	Kansas State	60	58	W
Sat., 12-5	at #18 Oklahoma (OT)	86	87	L
Tues., 12-8	Coppin State	72	51	W
Thurs., 12-7	at Northwestern (Ele Day)	55	67	L
Sat., 12-19	DePaul#	45	46	L
Sun., 12-20	UTSA#	55	71	L
Mon., 12-21	VCU#	68	58	W
Tues., 12-29	Sam Houston State	106	78	W
Sun., 1-3	Florida*	53	59	L
Thurs., 1-7	#11 LSU*	38	65	L
Sun., 1-10	at Ole Miss*	71	86	L
Thurs., 1-14	Miss State*	60	78	L
Sun., 1-17	#6 Georgia*	63	73	L
Thurs., 1-21	at #25 Kentucky*	52	69	L
Sun., 1-24	at Alabama*-2	66	62	W
Sun., 1-31	#25 Vanderbilt*	61	67	L
Thurs., 2-4	at #5 Tennessee*1	57	74	L
Sun., 2-7	#18 Kentucky*	57	71	L
Thurs., 2-11	at Auburn*	73	58	W
Sun., 2-14	at S. Carolina*3	72	68	W
Thurs., 2-18	Ole Miss*	67	59	W
Sun., 2-21	Alabama*	58	69	L
Thurs., 2-25	at #20 LSU*2	53	70	L
Sun., 2-28	at #24 Georgia*4	48	69	L
Thurs., 3-4	Vanderbilt+1 (OT)	64	65	L

* - Southeastern Conference Game

+ - SEC Tournament, Duluth, Ga.

Hot Springs, Ark.

! Caribbean Challenge (Cancun, Mexico)

#Duel in the Desert (Las Vegas, Nev.)

1-FSN; 2-COX; 3-ESPN2; 4-SEC Network



CHARITY FORD

The 2009-10 season came to a close with hard-fought games and career performances by the Razorback women's basketball team. Seniors Charity Ford and Ashley McCray hung up their jerseys after solid careers for Arkansas. Ford played four seasons for the Razorbacks ending her career with 917 points, 287 rebounds and 130 assists. Ford ranks 25th all-time for points scored and scored in double-digits in all but one game (the opener) in 2009-10. McCray's two-year career saw her score 254 points with 181 rebounds and 16 blocks.



2010-11

2011 WNIT QUARTERFINALS

2010-11 Arkansas Razorbacks: Front row (l-r): Chrisstasia Walter, Caroline Powell, Amanda Westbrook, Julie Inman, Lyndsay Harris, Kelsey Hatcher, Dominique Robinson, Brittney Richardson, Keira Peak, Yashira Delgado. Second row (l-r): Amanda Coughlin, Michael Jennings, Erin Gatling, Quistelle Williams, C'eira Ricketts, Skye Rees, Ashley Daniels, Keira Peak, Sarah Watkins, Morgan Myrick, Grace Parker, Morgan Abernathy. Back row (l-r): Jeremy Brazier, Ashlea Williams, Todd Barbour, assistant coach Zenarae Antoine, head coach Tom Collen, associate head coach Timothy Eatman, assistant coach Greg Collins, director of operations Amber Shirey, video coordinator Jeff Brazil, assistant video coordinator Wyatt Hodges.

2010-11

Overall: 22-12

SEC: 6-10

Home: 12-6; Road: 9-5; N: 1-1

		UA	OPP	W/L
Fri., 11-12	Florida A&M (Ele Day)	71	62	W
Sun., 11-14	Davidson	68	55	W
Wed., 11-17	Miss. Valley State	55	54	W
Sun., 11-21	Middle Tennessee State	77	50	W
Tues., 11-23	Tennessee State	71	50	W
Fri., 11-26	High Point-1	82	63	W
Sat., 11-27	at UTEP-1	59	56	W
Wed., 12-1	at Texas Arlington	57	54	W
Sat., 12-4	at Utah	65	54	W
Thurs., 12-16	Oral Roberts	80	63	W
Sun., 12-19	#12 Oklahoma-2	67	57	W
Tues., 12-28	Furman (22/24)	88	47	W
Sun., 1-2	at Fla.* (SUN) [22/24]	53	64	L
Thurs., 1-6	#10/11 KY * [25]	78	67	W
Sun., 1-9	at Miss State *-1 [25]	61	56	W
Thurs., 1-13	Georgia *-2 [20/23]	56	59	L
Sun., 1-16	at Alabama * [20/23]	57	53	W
Thurs., 1-20	at Vanderbilt * [23/24]	54	65	L
Sun., 1-23	Ole Miss* (23/24)	65	69	L
Thurs., 1-27	at LSU * [rv/rv]	53	45	W
Sun., 1-30	#5 Tennessee*-4	53	72	L
Thurs., 2-3	at #24 Ga. *-2 (OT)	54	57	L
Sun., 2-6	S. Carolina *-5	62	64	L
Sun., 2-13	Auburn *-3	59	64	L
Thurs., 2-17	at Ole Miss *-2	56	53	W
Sun., 2-20	LSU *	42	40	W
Thurs., 2-24	at #20 Kentucky*-1	54	55	L
Sun., 2-27	Alabama *	79	92	L
Sun., 3-6	Florida--1	59	68	L
Thurs., 3-10	SIU-Edwardsville	78	61	W
Thurs., 3-17	Lamar-\$	91	65	W
Sun., 3-20	Missouri State--\$	65	64	W
Wed., 3-23	ORU--\$\$	78	59	W
Sun., 3-27	Illinois State--\$\$\$\$	49	60	L

[xx] - Arkansas' ranking at time of game

* - Southeastern Conference Game

+ - SEC Tournament, Nashville, Tenn.

1-FSN; 2-COX; 3-ESPN2; 4-SEC Network; 5-ESPN

+1-UTEP Thanksgiving Tournament (El Paso, Texas)

\$-WNIT 1st Round, Fayetteville || \$\$-WNIT 2nd Round, Springfield, Mo.

\$\$\$-WNIT 3rd Round, Tulsa, Okla.

\$\$\$\$-WNIT Quarterfinals, Normal, Ill.



2011-12

NCAA TOURNAMENT SECOND ROUND

Front Row (l-r): Keira Peak, Dominique Robinson, Joey Bailey, Quistelle Williams, Sarah Watkins, Ashley Daniels, Jamesha Townsend, Jhasmin Bowen, Kelsey Hatcher, Lyndsay Harris. Back Row (l-r): assistant video coordinator Wyatt Hodges, manager Jacob Tolman, manager Amanda Coughlin, manager Kendall Ruff, athletic trainer Jeremy Brazier, strength coach Todd Barbour, Erin Gatling, C'eira Ricketts, assistant coach Greg Collins, assistant coach Nicki Collen, head coach Tom Collen, assistant coach Tari Cummings, Calli Berna, Julie Inman, video coordinator Jeff Brazil, student assistant Ashlea Williams, Director of Operations Amber Shirey, manager Morgan Myrick, manager Michael Jennings.

2011-12

Overall: 24-9

SEC: 10-6

Home: 14-2; Road: 6-5; N: 4-2

		UA	OPP	W/L
Fri., 11-11	vs. Minnesota!	60	68	L
Sat. 11-12	vs. South Florida! (OT)	65	61	W
Sun., 11-13	vs. #13 Fla State!	55	52	W
Wed. 11-16	Texas-Arlington [rv] (Ele Day)	57	34	W
Sun., 11-20	Utah [rv]	57	56	W
Fri., 11-25	Grambling State [rv]	69	49	W
Sat., 12-3	at MTSU [rv]	59	53	W
Tues., 12-6	SFA [rv]-1	61	46	W
Sat., 12-10	Oral Roberts [rv]	65	37	W
Mon., 12-19	Morgan State [rv]	81	50	W
Wed., 12-21	Texas Southern [rv]	86	41	W
Wed., 12-28	Miss Valley St. [rv]	59	40	W
Sun., 1-1	at #17-15 Georgia*	57	67	L
Thurs., 1-5	at #11-9 Ky*-2	72	84	L
Sun., 1-8	#6-7 Tennessee*-3	38	69	L
Thurs., 1-12	at Ole Miss*	54	60	L
Sun., 1-15	Auburn*-4	59	39	W
Thurs., 1-19	#25-22 Vanderbilt*	69	47	W
Sun., 1-22	at LSU*-4	72	52	W
Thurs., 1-26	at Miss State* [rv]	51	35	W
Sun., 1-29	Florida* [rv] (2OT)	73	72	W
Thurs., 2-2	Alabama* [rv]	70	52	W
Thurs., 2-9	#24-24 So. Carolina* [rv]	68	47	W
Sun., 2-12	at Auburn*-5 (Pink) [rv]	51	48	W
Thurs., 2-16	LSU*-1 (PINK) [rv]	42	50	L
Sun., 2-19	Miss State* (SR)	67	53	W
Thurs., 2-23	at #6-7 Tenn*-8 [rv] (OT)	72	71	W
Sun., 2-26	at So. Carolina*-6 [rv]	47	53	L
Sat., 3-1	Ole Miss [rv]\$	67	47	W
Sun., 3-2	LSU [rv]\$	40	41	L
Thurs., 3-8	SIU-Edwardsville	75	37	W
Sat., 3-17	Dayton+	72	55	W
Mon., 3-19	#22/14 Texas A&M+	59	61	L

*-Southeastern Conference Game

!WBI Tip Off Classic (Daytona Beach, Fla.)

\$SEC Tournament (Nashville, Tenn.)

+ - NCAA Tournament

1-CST, 2-UK-IMG-FSN, 3-ESPN, 4-FSN, 5-ESPN2, 6-SEC Network, 7-ESPN-ESPN2-ESPN2/FSN, 8-FS South



C'EIRA RICKETTS

The 2010-11 season saw Arkansas return to the postseason reaching the WNIT Quarterfinals. Arkansas' season saw the team open 12-0, jump into the national polls for nine weeks, sweep LSU, win at Ole Miss and upset No. 10 Oklahoma and No. 12 Kentucky - all firsts for the program. In addition, two players, C'eira Ricketts and Lyndsay Harris, surpassed the 1,000 point plateau.

On Twitter, Instagram and Facebook @RazorbackWBB

ASHLEY DANIELS

Ashley Daniels and her senior classmates C'eira Ricketts and Lyndsay Harris put the Razorbacks on their backs and marched the team all the way to the NCAA second round in 2011-12. The first four-year senior class for head coach Tom Collen, the 2011-12 Razorbacks posted a school record for SEC wins (10), consecutive SEC wins (eight) and SEC finish (tied for fourth). The paced the team to the program's first SEC Tournament win since 2005 and the team's first NCAA Tournament win since 2003. Daniels finished the year leading the SEC in defensive rebounds.



2012-13 WNIT SECOND ROUND

Back Row (l-r): Alex Fessler (mgr.), Wyatt Hodges (asst. video), Kendall Ruff (mgr.), Brooke Rogers (mgr.), Mike Jennings (grad. asst.), Todd Barbour (strength coach), Tari Cummings (asst. coach), Nicki Collen (asst. coach), Tom Collen (head coach), Amber Shirey (asst. coach), Jessica Bowie (dir. of ops), Jeff Brazil (video coord.), Natalie Trotter (athletic trainer), Amanda Coughlin (mgr.), Amber Earls (mgr.). Front row (l-r): Erin Gatling, Dominique Wilson, Dominique Robinson, Calli Berna, Quistelle Williams, Joey Bailey, Sarah Watkins, Jhasmin Bowen, Ana-Carlota Faussurier, Melissa Wolff, Kelsey Hatcher, Keira Peak, Mia Melton.

2012-13

Overall: 20-13

SEC: 6-10

Home: 12-6; Road: 7-5; N: 2-2

		UA	OPP	W/L
Sun., 11-9	Jackson State[r] (Ele Day)	97	58	W
Fri., 11-15	at Tulsa[r] (OT)	64	56	W
Thurs., 11-19	at Oral Roberts	80	57	W
Mon., 11-23	vs. #13 Oklahoma!	70	73	L
Fri., 11-24	at Hawai'i!	83	68	W
Sat., 11-25	vs. Oregon!	79	67	W
Sun., 11-29	Texas Southern	72	50	W
Thurs., 12-2	Pepperdine	64	39	W
Sun. 12-6	#17/17 Kansas[r]~1	64	56	W
Thurs., 12-16	at Furman[r]	73	38	W
Wed., 12-19	Miss Valley St.[r]	99	42	W
Fri., 12-21	Northwestern St.[r]	80	41	W
Fri., 12-28	Coppin State [#25]	71	57	W
Thurs., 1-3	at Auburn* [#23]	47	50	L
Sun., 1-6	#24/22 TA&M* [#23]~8	51	63	L
Thurs., 1-10	LSU*[r]	63	54	W
Sun., 1-13	at Vanderbilt*[r]	58	78	L
Thurs., 1-17	#13/12 Georgia*[r]	54	57	L
Thurs., 1-24	at Missouri*[r]	58	50	W
Sun., 1-27	#14/18 S Carolina [r]	40	43	L
Thurs., 1-31	at Ole Miss*	77	66	W
Sun., 2-3	at Miss State*~8	44	47	L
Thurs., 2-7	#10/8 Kentucky* (OT)	74	80	L
Sun., 2-10	at Alabama* (3OT)	91	80	W
Sun., 2-17	Missouri*~1	61	40	W
Thurs., 2-21	at #13/12 Georgia*~8	34	66	L
Sun., 2-24	#11/10 Tennessee*~6	54	60	L
Thurs., 2-28	at Florida*~9	58	69	L
Sun., 3-3	Ole Miss*	93	52	W
Thurs., 3-7	Florida\$~7	59	64	L
Thurs., 3-14	SIU-Edwardsville	63	41	W
Thurs., 3-21	Memphis+	67	57	W
Sun., 3-24	Tulane+	48	60	L

*~Southeastern Conference Game
!Marriott Winkii Beach Classic (Honolulu, Hawai'i)
\$SEC Tournament (Duluth, Ga.)
+~WNIT Tournament

1-CST, 2-UK-IMG-FSN, 3-ESPN, 4-FSN, 5-ESPN2, 6-SEC Network, 7-ESPN-ESPN2-ESPN2/FSN, 8-FS South, 9-SUN



2013-14

(l-r): McKenzie Adams, Aujontae Daniels, Kelsey Brooks, Khadijah West, Jhasmin Bowen, Ana Faussurier, Jessica Jackson, Joey Bailey, Melissa Wolff, Keira Peak, Calli Berna, Bria Pitts.

2013-14

Overall: 19-11

SEC: 6-10

Home: 14-4; Road: 3-6, N: 2-1

		UA	OPP	W/L
Sun., 11-3	Missouri Southern (Exh.)	70	61	W
Fri., 11-8	SHSU (Ele Day)	81	45	W
Wed., 11-13	Oral Roberts	91	33	W
Sat., 11-16	Furman	74	45	W
Tues., 11-19	RV Middle Tennessee St	66	51	W
Fri., 11-22	Missouri State	78	44	W
Sun., 11-24	Western Michigan [r]	61	46	W
Fri., 11-29	Southeast Missouri! [r]	88	37	W
Sat., 11-30	Binghamton! [r]	72	23	W
Wed., 12-4	at Kansas [r/r]	64	53	W
Sat., 12-7	Northwestern St [r/r]	74	53	W
Tues., 12-10	Tulsa (CST) [r/r]	81	43	W
Fri., 12-20	Tennessee Tech [r/r]	79	53	W
Sat., 12-28	MVSU [r/r]	100	54	W
Thurs., 1-2	#13/12 S. CAROLINA * [r/r]	51	55	L
Sun., 1-5	at MISSOURI * [r/r]	69	66	W
Thurs., 1-9	at RV FLORIDA * [r/r]	52	59	L
Sun., 1-12	MISS STATE * [r/r]	50	54	L
Thurs., 1-16	at GEORGIA * ~9	58	60	L
Sun., 1-19	OLE MISS *~1	68	65	W
Sun., 1-26	at #8/9 KENT*~4	58	68	L
Thurs., 1-30	at #10/10 TENN * ~4	60	70	L
Sun., 2-2	AUBURN *	48	56	L
Thurs., 2-6	FLORIDA *	55	49	W
Sun., 2-9	at #6/7 SOUTH CAROLINA *	49	67	L
Thurs., 2-13	ALABAMA *	75	55	W
Thurs., 2-20	RV/#25 VANDERBILT *	50	56	L
Sun., 2-23	at #19/18 LSU * ~1	57	53	W
Thurs., 2-27	at #17/16 TEXAS A&M *	54	77	L
Sun., 3-2	MISSOURI *	72	70	W
Wed., 3-5	Ole Miss\$ ~8	62	63	L

*~Southeastern Conference Game

!New Mexico Thanksgiving Tournament (Albuquerque, N.M.)

\$SEC Tournament (Duluth, Ga.)

1-CST, 2-UK-IMG-FSN, 3-ESPN, 4-FSN, 5-ESPN2, 6-SEC Network, 7-ESPN-ESPN2-ESPN2/FSN, 8-FS South, 9-CSS Comcast Sports



SARAH WATKINS

Sarah Watkins and her senior classmates paced the Razorbacks three consecutive postseason appearances and back-to-back-back 20-win seasons while at Arkansas. Watkins finished her career second all-time in blocks, 12th for career points and 16th in career rebounds. She is one of just a handful of players who recorded both 1,000 career points and 500 career rebounds during her career at Arkansas.

JESSICA JACKSON

Jessica Jackson averaged 16.2 points per game and ranked sixth in the SEC. The highest-ranking freshman scorer in the conference, Jackson is the only freshman among the top 21 scorers in the league and is just one of three underclassmen in the top 15. She reached double digits in 26 of 30 games. Jackson recorded four double-doubles Jackson was a three-time SEC Freshman of the Week selection, All-SEC Second-Team and All-SEC Freshman Team.



2014-15

NCAA TOURNAMENT SECOND ROUND

Front row (l-r): McKinley Bostad, Kelsey Brooks, Melissa Wolff, Jhasmin Bowen, head coach Jimmy Dykes, Calli Berna, McKenzie Adams, Nicole Bolt, Bria Pitts. Second Row: graduate assistant John Clark, graduate assistant Betsy Adams, assistant coach Christy Smith, assistant coach Tari Cummings, Khadijah West, Joey Bailey, Katie Powell, Jessica Jackson, assistant coach Simeon Hinsey, director of operations Amber Shirey, video coordinator Jeff Brazier. Back row: manager Lindsay Lawrence, manager Joseph Richardson, manager Maggie Bricker, assistant athletic trainer Natalie Trotter, assistant strength coach Todd Barbour, manager Brandon Kirkpatrick, manager Kendall Ruff, manager Amber Earls.

2014-15

Overall: 18-14

SEC: 6-10

Home: 8-6; Road: 6-7; N: 4-1

		UA	OPP	W/L
Fri., 11-14	NICHOLLS-2 (Ele Day)	63	52	W
Sun., 11-16	SAVANNAH STATE-2	75	46	W
Sun., 11-20	at Middle Tennessee	58	51	W
Sun. 11-23	NORTHWESTERN STATE-2	78	30	W
Fri., 11-28	vs #17/16 Iowa-1	77	67	W
Sat., 11-29	vs Richmond-1	74	55	W
Thurs., 12-4	SOUTH DAKOTA STATE (OT)-2	75	80	L
Sun., 12-7	#18/20 RUTGERS-2	52	64	L
Wed., 12-10	at Missouri State	59	50	W
Sun., 12-14	at Tulsa-Cox	64	53	W
Sun., 12-21	vs Oklahoma*-1	71	64	W
Mon. 12-29	GRAMBLING STATE-2	77	35	W
Fri., 1-2	at Ole Miss*-2	57	71	L
Sun., 1-4	#5/8 TEXAS A&M*-4	50	52	L
Thurs., 1-8	at #14/15 Miss State*-5	57	72	L
Sun., 1-11	#7/8 TENNESSEE*-4	51	60	L
Sun., 1-18	MISSOURI*-1	73	55	W
Thurs., 1-22	at Vanderbilt*-2	53	55	L
Sun., 1-25	at Florida*-4	58	72	L
Thurs., 1-29	AUBURN*-2	52	47	W
Thurs., 2-01	at Alabama*-2	53	42	W
Mon., 2-09	#24/21 GEORGIA*-1	54	48	W
Thurs., 2-12	at #15/16 Texas A&M*-1	55	59	L
Sun., 2-15	at AUBURN*-1	54	36	W
Thurs., 2-19	#2/2 SO CAROLINA*-1	56	73	L
Sun., 2-22	LSU*-4	63	41	W
Thurs., 2-26	#13/15 KENTUCKY*-2	51	56	L
Sun., 3-1	at Missouri*-2	41	57	L
Thurs., 3-5	vs Ole Miss-\$-1	72	61	W
Fri., 3-6	vs #3/3 So Carolina-\$-1	36	58	L
Fri., 3-20	at #22/25 Northwestern*-6	57	55	W
Sun., 3-22	at #5/6 Baylor*-6	44	73	L

! = South Point Thanksgiving Shootout (Las Vegas, Nev.)

#-SEC/Big 12 Challenge

\$=SEC Tournament (North Little Rock, Ark.)

+NCAA Tournament (Waco, Texas)

* = Conference game

1-SECN; 2-SECN+; 3-ESPN; 4-ESPN; 5-FOX Sports Net; 6-ESPN2

JIMMY DYKES

Jimmy Dykes became the eighth head coach in @RazorbackWBB history in April 2014. In his first season, he guided Arkansas to 18 wins and the second round of the NCAA Tournament, exceeding most outsiders expectations for the team. He accomplished all of this with just nine players on the roster. Dykes and the Razorbacks finished the year with the sixth-best schedule in the country in 2014-15.

On Twitter, Instagram and Facebook @RazorbackWBB

SCHEDULE NOTES

Arkansas women's basketball games played in Verizon/Alltel Arena (opened October 1999)

Date	Opponent	Result	UA/Opp Ranking
Dec. 19, 1999	Memphis	L, 88-82	-/-
Dec. 21, 2000	Harvard	W, 87-48	-/-
Nov. 25, 2001	Texas-Arlington	W, 79-48	-/-
Jan. 6, 2003	Louisiana-Lafayette	W, 75-57	11/-
March 6, 2003	Alabama *	W, 53-48	23/-
March 7, 2003	LSU *	L, 78-72	23/6
Dec. 16, 2004	Louisiana-Lafayette	W, 82-68	-/-
March 2, 2006	Ole Miss *	L, 94-64	-/-
March 5, 2009	Ole Miss *	L, 65-60	-/-
Dec. 21, 2014	Oklahoma (SEC/Big 12)	W, 71-65	rv/rv
March 5, 2015	Ole Miss (SEC Tourn)	W, 71-61	-/-
March 6, 2015	South Carolina (SEC Tourn)	L, 36-58	-/3

Arkansas owns a 7-5 record in games played in Verizon/Alltel Arena.

Arkansas owns a 2-4 record in SEC Tournament games played in Verizon/Alltel Arena.

STATE OF ARKANSAS - NOT IN FAYETTEVILLE

Date	Opponent	Result	UA/Opp Rk	Location
Nov. 19, 1976	North Arkansas CC	L, 70-67	-/-	West Fork
Nov. 18, 1977	Arkansas St. - Beebe	W, 62-58	-/-	West Fork
Nov. 19, 1977	Eastern Oklahoma	L, 98-90	-/-	West Fork
Dec. 3, 1981	Centenary	W, 78-55	-/-	Camden
Dec. 19, 1981	Arkansas College	W, 57-39	-/-	Wynne
Dec. 19, 1983	Northwestern State	W, 75-73	-/-	Little Rock
Dec. 16, 1984	Grambling	W, 96-57	-/-	Little Rock
Dec. 9, 1987	Mississippi	L, 88-72	-/8	Pine Bluff
Dec. 19, 1999	Memphis	L, 88-82	-/-	North Little Rock
Dec. 21, 2000	Harvard	W, 87-48	-/-	North Little Rock
Nov. 25, 2001	Texas-Arlington	W, 79-48	-/-	North Little Rock
Jan. 6, 2003	Louisiana-Lafayette	W, 75-57	11/-	North Little Rock
March 6, 2003	Alabama *	W, 53-48	23/-	North Little Rock
March 7, 2003	LSU *	L, 78-72	23/6	North Little Rock
Dec. 18, 2003	Northwestern State	W, 78-64	-/-	Hot Springs
Dec. 16, 2004	Louisiana-Lafayette	W, 82-68	-/-	North Little Rock
Dec. 15, 2005	Nicholls State	W, 75-40	-/-	Hot Springs
March 2, 2006	Ole Miss *	L, 94-64	-/-	North Little Rock
Dec. 20, 2006	Stephen F. Austin	W, 75-54	24/-	Hot Springs
Dec. 13, 2007	Northwestern State	W, 59-43	-/-	Hot Springs
March 5, 2009	Ole Miss *	L, 65-60	-/-	North Little Rock
Nov. 15, 2009	Alcorn State	W, 87-78	-/-	Hot Springs
Dec. 21, 2014	Oklahoma (SEC/Big 12)	W, 71-65	rv/rv	North Little Rock
March 5, 2015	Ole Miss*	W, 71-61	-/-	North Little Rock
March 6, 2015	South Carolina*	L, 36-58	-/3	North Little Rock

* SEC Tournament game

Arkansas owns a 17-8 in games played in the state of Arkansas, including 1-2 in West Fork, 1-0 in Camden, 1-0 in Wynne, 9-5 in Little Rock, 5-0 in Hot Springs, and 0-1 in Pine Bluff.

Arkansas has played in four SEC Tournaments in Little Rock, with a 2-4 record in those games.

ELEMENTARY DAY

Arkansas is 5-1 all-time in Elementary Day Games

The Razorbacks are 5-0 at home and 0-1 on the road (Northwestern, 2008)

PINK GAMES

Arkansas is	5-3 in home Pink Games	4-4 road Pink Games
2016	TBA --	TBA --
2015	LSU W, 63-41	Auburn W, 54-36
2014	Alabama W, 75-55	S Carolina L, 49-67
2013	Missouri W, 61-40	Georgia L, 34-66
2012	LSU L, 42-50	Auburn W, 51-48
2011	LSU W, 42-40	Ole Miss W, 56-53
2010	Alabama L, 58-69	LSU L, 53-70
2009	Ole Miss W, 70-59	Florida W, 83-74
2008	Vanderbilt L, 63-50	Florida L, 73-75

TEAM RECORDS

Points

97	vs. Jackson State	11/9/12
81	vs. Sam Houston State	11/8/13
71	vs. Florida A&M	11/12/10
63	vs. Nicholls	11/14/14
57	vs. Texas/Arlington	11/16/11

Field Goals

37	vs. Jackson State	11/9/12
30	vs. Sam Houston State	11/8/13
23	vs. Florida A&M	11/12/10
21	vs. Nicholls	11/14/14
20	vs. Texas/Arlington	11/16/11

Field Goal Attempts

73	vs. Jackson State	11/9/12
66	vs. Florida A&M	11/12/10
60	vs. Sam Houston State	11/8/13
60	vs. Texas/Arlington	11/16/11
58	vs. Nicholls	11/14/14

Field Goal Percentage

.507	vs. Jackson State	11/9/12
.500	vs. Sam Houston State	11/8/13
.362	vs. Nicholls	11/14/14
.348	vs. Florida A&M	11/12/10
.333	vs. Texas/Arlington	11/16/11

Three-Point Field Goals

11	vs. Sam Houston State	11/8/13
10	vs. Jackson State	11/9/12
7	vs. Nicholls	11/14/14
7	vs. Texas/Arlington	11/16/11
6	vs. Florida A&M	11/12/10

Three-Point Field Goal Attempts

24	vs. Jackson State	11/9/12
22	vs. Nicholls	11/14/14
21	vs. Texas/Arlington	11/16/11
19	vs. Sam Houston State	11/8/13
16	vs. Florida A&M	11/12/10

Three-Point Field Goal Percentage

.579	vs. Sam Houston State	11/8/13
.417	vs. Jackson State	11/9/12
.375	vs. Florida A&M	11/12/10
.333	vs. Texas/Arlington	11/16/11
.318	vs. Nicholls	11/14/14

Free Throws

19	vs. Florida A&M	11/12/10
14	vs. Nicholls	11/14/14
13	vs. Jackson State	11/9/12
10	vs. Sam Houston State	11/8/13
10	vs. Texas/Arlington	11/16/11

Free Throw Attempts

33	vs. Florida A&M	11/12/10
25	vs. Nicholls	11/14/14
21	vs. Texas/Arlington	11/16/11
19	vs. Sam Houston State	11/8/13
19	vs. Jackson State	11/9/12

Free Throw Percentage

.684	vs. Jackson State	11/9/12
.576	vs. Florida A&M	11/12/10
.526	vs. Sam Houston State	11/8/13
.560	vs. Nicholls	11/14/14
.476	vs. Texas/Arlington	11/16/11

Offensive Rebounds

23	vs. Nicholls	11/14/14
22	vs. Texas/Arlington	11/16/11
19	vs. Florida A&M	11/12/10
14	vs. Jackson State	11/9/12
12	vs. Sam Houston State	11/8/13

Defensive Rebounds

30	vs. Nicholls	11/14/14
30	vs. Florida A&M	11/12/10
29	vs. Jackson State	11/9/12
26	vs. Texas/Arlington	11/16/11
21	vs. Sam Houston State	11/8/13

Total Rebounds

53	vs. Nicholls	11/14/14
49	vs. Florida A&M	11/12/10
48	vs. Texas/Arlington	11/16/11
43	vs. Jackson State	11/9/12
33	vs. Sam Houston State	11/8/13

Personal Fouls

26	vs. Jackson State	11/9/12
22	vs. Sam Houston State	11/8/13
17	vs. Florida A&M	11/12/10
13	vs. Nicholls	11/14/14
9	vs. Texas/Arlington	11/16/11

Assists

26	vs. Jackson State	11/9/12
22	vs. Sam Houston State	11/8/13
15	vs. Texas/Arlington	11/16/11
13	vs. Nicholls	11/14/14
9	vs. Florida A&M	11/12/10

Turnovers

18	vs. Nicholls	11/14/14
18	vs. Florida A&M	11/12/10
15	vs. Sam Houston State	11/8/13
14	vs. Texas/Arlington	11/16/11
11	vs. Jackson State	11/9/12

Blocks

5	vs. Nicholls	11/14/14
5	vs. Texas/Arlington	11/16/11
5	vs. Florida A&M	11/12/10
4	vs. Sam Houston State	11/8/13
3	vs. Jackson State	11/9/12

Steals

10	vs. Jackson State	11/9/12
10	vs. Florida A&M	11/12/10
9	vs. Texas/Arlington	11/16/11
8	vs. Sam Houston State	11/8/13
7	vs. Nicholls	11/14/14

Attendance

4,541	Nicholls	11/14/14
4,130	Jackson State	11/9/12
4,122	Sam Houston State	11/8/13
4,107	Florida A&M	11/12/10
3,886	UTA	11/16/11

ELEMENTARY DAY

Arkansas is 5-1 all-time in Elementary Day Games

The Razorbacks are 5-0 at home and 0-1 on the road (Northwestern, 2008)

HOME RECORDS

Results

11-12-10	Arkansas	71	Florida A&M	62
11-16-11	Arkansas	57	UTA	34
11-9-12	Arkansas	97	Jackson State	58
11-8-13	Arkansas	81	Sam Houston State	45
11-14-14	Arkansas	63	Nicholls	52

INDIVIDUAL RECORDS

Points

22	Calli Berna	JSU	11/9/12
21	C'eira Ricketts	FAMU	11/12/10
18	Lindsay Harris	FAMU	11/12/10
17	Kelsey Brooks	SHSU	11/8/13
17	Jessica Jackson	SHSU	11/8/13

Field Goals

8	Quistelle Williams	JSU	11/9/12
7	Calli Berna	JSU	11/9/12
7	Jessica Jackson	SHSU	11/8/13
7	Melissa Wolff	Nicholls	11/14/14
6	C'eira Ricketts	FAMU	11/12/10
6	Jhasmin Bowen	JSU	11/9/12
6	McKenzie Adams	SHSU	11/8/11

Field Goal Attempts

16	Kelsey Brooks	Nicholls	11/14/14
13	Lyndsay Harris	FAMU	11/12/10
13	Jessica Jackson	SHSU	11/8/13
12	Sarah Watkins	FAMU	11/12/10
11	Dom Robinson	UTA	11/16/11
11	Quistelle Williams	JSU	11/9/12
11	Melissa Wolff	Nicholls	11/14/14

Field Goal Percentage (Min. 5 FG)

.750	Jhasmin Bowen (6-8)	JSU	11/9/12
.727	Q. Williams (8-11)	JSU	11/9/12
.714	Kelsey Brooks (5-7)	SHSU	11/8/13
.700	Calli Berna (7-10)	JSU	11/9/12
.667	McKenzie Adams (6-9)	SHSU	11/8/13

Three-Point Field Goals

5	Calli Berna	JSU	11/9/12
4	McKenzie Adams	SHSU	11/8/13
3	Lyndsay Harris	FAMU	11/12/10
3	Kelsey Hatcher	JSU	11/9/12
3	Kelsey Brooks	SHSU	11/8/13
3	Calli Berna	Nicholls	11/14/14

Three-Point Field Goal Attempts

8	Kelsey Brooks	Nicholls	11/14/14
7	Lyndsay Harris	FAMU	11/12/10
7	Lyndsay Harris	UTA	11/16/11
6	Keira Peak	SHSU	11/8/13
6	Jessica Jackson	Nicholls	11/14/14
6	Calli Berna	Nicholls	11/14/14

Three-Point Field Percentage (min. 2)

1.000	C'eira Ricketts (2-2)	FAMU	11/12/10
.833	Calli Berna (5-6)	JSU	11/9/12
.667	Jess Jackson (2-3)	SHSU	11/8/13
.667	McKenzie Adams (4-6)	SHSU	11/8/13
.667	Dom Robinson (2-3)	UTA	11/16/11

Free Throws

7	C'eira Ricketts	FAMU	11/12/10
7	Lyndsay Harris	FAMU	11/12/10
6	Jhasmin Bowen	Nicholls	11/14/14
4	Kelsey Brooks	SHAU	11/8/13
4	Jessica Jackson	Nicholls	11/14/14

Free Throw Attempts

10	C'eira Ricketts	FAMU	11/12/10
10	Lyndsay Harris	FAMU	11/12/10
10	Jhasmin Bowen	Nicholls	11/14/14
7	Melissa Wolff	Nicholls	11/14/14
6	Jessica Jackson	Nicholls	11/14/14

Free Throw Percentage (min. 5 att.)

.700	C'eira Ricketts (7-10)	FAMU	11-12-10
.700	Lyndsay Harris (7-10)	FAMU	11-12-10
.667	Jess Jackson (4-6)	Nicholls	11/14/14
.600	Jhasmin Bowen (6-10)	Nicholls	11/14/14
.600	Sarah Watkins (3-5)	FAMU	11-12-10
.600	Sarah Watkins (3-5)	UTA	11-16-11
.600	Calli Berna (3-5)	JSU	11-9-12

Offensive Rebounds

10	Dom Robinson	UTA	11/16/11
6	Jhasmin Bowen	Nicholls	11/14/14
6	Ashley Daniels	FAMU	11/12/10
5	Sarah Watkins	FAMU	11/12/10
5	Keira Peak	JSU	11/9/12
5	Melissa Wolff	Nicholls	11/14/14

Defensive Rebounds

8	Melissa Wolff	Nicholls	11/14/14
7	Calli Berna	Nicholls	11/14/14
6	Jhasmin Bowen	JSU	11/9/11
6	C'eira Ricketts	FAMU	11/12/10
5	Kelsey Brooks	Nicholls	11/14/14
5	Melissa Wolff	SHSU	11/8/13
5	Quistelle Williams	JSU	11/9/11
5	Chris Walter	FAMU	11/12/12
5	C'eira Ricketts	UTA	11/16/11

Total Rebounds

13	Melissa Wolff	Nicholls	11/14/14
13	Dom Robinson	UTA	11/16/11
10	Jhasmin Bowen	Nicholls	11/14/14
10	Jhasmin Bowen	JSU	11/9/12

Assists

13	Calli Berna	SHSU	11/8/13
7	Calli Berna	JSU	11/9/12
6	C'eira Ricketts	UTA	11/16/11
5	Keira Peak	JSU	11/9/12

Turnovers

4	Jessica Jackson	Nicholls	11/14/14
4	Jhasmin Bowen	Nicholls	11/14/14
4	Calli Berna	Nicholls	11/14/14
4	Kelsey Brooks	Nicholls	11/14/14
4	Dom Robinson	UTA	11/16/11
4	Sarah Watkins	FAMU	11/12/10

Blocks

3	Sarah Watkins	UTA	11/16/11
2	Kelsey Brooks	Nicholls	11/14/14
2	Melissa Wolff	SHSU	11/8/13
2	C'eria Ricketts	FAMU	11/12/10
2	Lyndsay Harris	FAMU	11/12/10

Steals

6	C'eria Ricketts	UTA	11/16/11
4	Kelsey Brooks	Nicholls	11/14/14
4	Kelsey Brooks	SHSU	11/8/13
3	Calli Berna	JSU	11/9/12
3	C'eria Ricketts	FAMU	11/12/10

Minutes Played

40	Calli Berna	Nicholls	11/14/14
37	Melissa Wolff	Nicholls	11/14/14
35	Jessica Jackson	Nicholls	11/14/14
34	Lyndsay Harris	FAMU	11/12/10
32	Kelsey Brooks	Nicholls	11/14/14

OPPONENT TEAM HIGHS AND LOWS

Points

High	62	FAMU	11/12/10
Low	34	UTA	11/16/11

Field Goals

High	23	FAMU	11/12/10
Low	14	UTA	11/16/11

Field Goal Attempts

High	69	FAMU	11/12/10
Low	44	SHSU	11/8/13

Field Goal Percentage

High	.364	SHSU	11/8/13
Low	.269	UTA	11/16/11

Three-Point Field Goals

High	7	Nicholls	11/14/14
Low	2	UTA	11/16/11
	2	JSU	11/9/12

Three-Point Field Goal Attempts

High	24	Nicholls	11/14/14
Low	11	JSU	11/9/12

Three-Point Field Goal Percentage

High	.292	Nicholls	11/14/14
Low	.154	UTA	11/16/11

Free Throws

High	18	JSU	11/9/12
Low	3	Nicholls	11/14/14

Free Throw Attempts

High	31	JSU	11/9/12
Low	4	Nicholls	11/14/14

Free Throw Percentage

High	.800	UTA	11/16/11
Low	.500	SHSU	11/8/13

Offensive Rebounds

High	19	FAMU	11/12/10
Low	7	SHSU	11/8/13

Defensive Rebounds

High	29	FAMU	11/12/10
Low	17	Nicholls	11/14/14

Total Rebounds

High	48	FAMU	11/12/10
Low	26	Nicholls	11/14/14

Personal Fouls

High	22	SHSU	11/8/13
Low	15	UTA	11/16/11

Assists

High	7	JSU	11/9/12
Low	13	FAMU	11/12/10

Turnovers

High	26	FAMU	11/12/10
Low	11	Nicholls	11/14/14

Blocks

High	6	Nicholls	11/14/14
Low	0	JSU	11/9/12

Steals

High	9	Nicholls	11/14/14
Low	2	SHSU	11/8/13
	2	JSU	11/9/12

OPPONENT INDIVIDUAL HIGHS AND LOWS

Points-High

21	Tameka McKelton	FAMU	11/12/10
17	Nicole Collins	FAMU	11/12/10

Field Goals-High

8	Tameka McKelton	FAMU	11/12/10
---	-----------------	------	----------

Field Goal Attempts-High

20	Tameka McKelton	FAMU	11/12/10
----	-----------------	------	----------

Three-Point Field Goals-High

3	Antonia Benett	FAMU	11/12/10
3	Jenny Nash	Nicholls	11/14/14
3	Tia Charles	Nicholls	11/14/14

Three-Point Field Goal Attempts-High

9	Tameka McKelton	FAMU	11/12/10
---	-----------------	------	----------

Free Throws-High

5	Nicole Collins	FAMU	11/12/10
---	----------------	------	----------

Free Throw Attempts-High

11	Bridgette James	JSU	11/9/12
----	-----------------	-----	---------

Offensive Rebounds-High

5	Qiana Donalds	FAMU	11/12/10
---	---------------	------	----------

Defensive Rebounds-High

9	Kiara Parker	UTA	11/16/11
---	--------------	-----	----------

Total Rebounds-High

12	Kiara Parker	UTA	11/16/11
12	Qiana Donald	FAMU	11/12/10

Assists-High

6	Sabreena DeNure	UTA	11/16/11
4	Tameka McKelton	FAMU	11/12/10
4	Emani White	Nicholls	11/14/14

Turnovers-High

9	Myeshia Simms	FAMU	11/12/10
---	---------------	------	----------

Blocks-High

3	Ekiya Gray	Nicholls	11/14/14
---	------------	----------	----------

Steals-High

3	Jenny Nash	Nicholls	11/14/14
---	------------	----------	----------

Minutes Played-High

39	Jenny Nash	Nicholls	11/14/14
----	------------	----------	----------

PINK GAMES

Arkansas is 5-3 in home Pink Games			4-4 road Pink Games		
2016	TBA	--	TBA	--	
2015	LSU	W, 63-41	Auburn	W, 54-36	
2014	Alabama	W, 75-55	S Carolina	L, 49-67	
2013	Missouri	W, 61-40	Georgia	L, 34-66	
2012	LSU	L, 42-50	Auburn	W, 51-48	
2011	LSU	W, 42-40	Ole Miss	W, 56-53	
2010	Alabama	L, 58-69	LSU	L, 53-70	
2009	Ole Miss	W, 70-59	Florida	W, 83-74	
2008	Vanderbilt	L, 50-63	Florida	L, 73-75	

TEAM RECORDS HOME GAMES ONLY

Points

75	Alabama	2014
70	Ole Miss	2009
63	LSU	2015
61	Missouri	2013
58	Alabama	2010

Field Goals

26	Alabama	2014
23	LSU	2015
21	Ole Miss	2009
20	Alabama	2010
20	Vanderbilt	2009

Field Goal Attempts

66	Alabama	2010
63	LSU	2011
63	LSU	2011
56	LSU	2012
54	Alabama	2014

Field Goal Percentage

.481	Alabama	2014
.451	LSU	2015
.429	Ole Miss	2009
.392	Vanderbilt	2008
.378	Missouri	2013

Three-Point Field Goals

10	Alabama	2014
5	LSU	2015
5	Missouri	2013
5	Alabama	2010
5	Ole Miss	2009

Three-Point Field Goal Attempts

24	Alabama	2010
23	LSU	2012
20	Alabama	2014
13	Ole Miss	2009

Three-Point Field Goal Percentage

.500	Alabama	2014
.455	Missouri	2013
.417	LSU	2015
.385	Ole Miss	2009
.333	Vanderbilt	2008

Free Throws

23	Ole Miss	2009
22	Missouri	2012
13	Alabama	2010
13	Alabama	2014
12	LSU	2015

Free Throw Attempts

34	Missouri	2013
31	Ole Miss	2009
24	LSU	2015
18	Alabama	2010
17	Alabama	2014

Free Throw Percentage

.765	Alabama	2014
.750	Vanderbilt	2008
.742	Ole Miss	2009
.722	Alabama	2010
.647	Missouri	2013

Offensive Rebounds

15	Ole Miss	2009
14	LSU	2012
11	Missouri	2013
11	Alabama	2010
10	LSU	2015

Defensive Rebounds

35	LSU	2015
28	Missouri	2013
28	LSU	2011
26	Ole Miss	2009
20	Alabama	2014

Total Rebounds

45	LSU	2015
41	Ole Miss	2009
39	Missouri	2012
38	LSU	2011
34	Alabama	2010

Personal Fouls

28	Alabama	2014
20	Ole Miss	2009
19	LSU	2012
18	Alabama	2010
15	LSU	2011
15	Missouri	2013
15	Vanderbilt	2008

Assists

17	Alabama	2014
13	LSU	2015
13	Vanderbilt	2008
11	Missouri	2013
10	LSU	2011

Turnovers

19	Alabama	2010
18	Ole Miss	2009
17	Alabama	2014
16	Missouri	2013
14	LSU	2015
14	Vanderbilt	2008

Lowest

8	LSU	2012
8	LSU	2011

Blocks

8	Alabama	2014
6	LSU	2015
6	Alabama	2010
5	Ole Miss	2009
5	Vanderbilt	2008

Steals

11	Alabama	2010
11	LSU	2012
11	Alabama	2014
10	LSU	2011
10	Vanderbilt	2008

Attendance

2,923	LSU	2015
2,750	Alabama	2010
2,429	Ole Miss	2009
2,343	Missouri	2013
2,168	Vanderbilt	2008

INDIVIDUAL RECORDS HOME GAMES ONLY

Points

20	Kelsey Brooks	LSU	2015
20	Kelsey Brooks	Alabama	2014
19	C'eira Ricketts	LSU	2012
19	Sarah Watkins	LSU	2011
18	Dom Wilson	Missouri	2013

Field Goals

8	C'eira Ricketts	LSU	2012
7	Jessica Jackson	LSU	2015
7	Kelsey Brooks	Alabama	2014
7	Sarah Watkins	LSU	2011
6	Jessica Jackson	Alabama	2014
6	Whitney Jones	Vanderbilt	2008

Field Goal Attempts

21	C'eira Ricketts	LSU	2012
21	C'eira Ricketts	LSU	2011
18	Sarah Watkins	LSU	2011
16	Lyndsay Harris	Alabama	2010
15	Jessica Jackson	Alabama	2014

Field Goal Percentage (Min. 5 FG)

.750	Whitney Jones	Vanderbilt	2009
.714	C'eira Ricketts	Ole Miss	2008
x			
x			
x			

Three-Point Field Goals

3	McKenzie Adams	Alabama	2014
3	Kelsey Brooks	Alabama	2014
3	Jessica Jackson	LSU	2015
3	Dom Wilson	Missouri	2013
3	Charity Ford	Ole Miss	2009

Three-Point Field Goal Attempts

11	Lyndsay Harris	Alabama	2010
9	Lyndsay Harris	LSU	2012
8	Donica Cosby	Vanderbilt	2007
5	C'eria Ricketts	LSU	2012
5	Calli Berna	Alabama	2014
5	Lyndsay Harris	Ole Miss	2009
5	Brit Richardson	Vanderbilt	2008

Three-Point Field Percentage (min. 2)

1.000	Dom Wilson (3-3)	Missouri	2013
.750	Jess Jackson (3-4)	LSU	2015
.750	McKenzie Adams (3-4)	Alabama	2014
.750	Kelsey Brooks (3-4)	Alabama	2014

.750	Charity Ford (3-4)	Ole Miss	2009
------	--------------------	----------	------

Free Throws

6	Kelsey Brooks	LSU	2015
6	Sarah Watkins	Missouri	2013
6	Erin Gatling	Missouri	2013
6	Whitney Jones	Ole Miss	2009
5	Dom Wilson	Missouri	2013

Free Throw Attempts

13	Kelsey Brooks	LSU	2015
12	Sarah Watkins	Missouri	2013
10	Whitney Jones	Ole Miss	2009
6	Sarah Watkins	LSU	2011
6	Melissa Wolff	LSU	2015
6	Dom Wilson	Missouri	2015
6	Erin Gatling	Missouri	2013

Free Throw Percentage (min. 5 att.)

1.000	Erin Gatling (6-6)	Missouri	2013
.833	Dom Wilson (5-6)	Missouri	2013
.667	Sarah Watkins (4-6)	LSU	2011
.600	Whitney Jones (6-10)	Ole Miss	2009
.500	Sarah Watkins (6-12)	Missouri	2013

Offensive Rebounds

6	Ashley Daniels	LSU	2011
4	C'eira Ricketts	LSU	2012
4	Keira Peak	Missouri	2013
4	Jhasmin Bowen	LSU	2015
4	Jessica Jackson	Alabama	2014

Defensive Rebounds

11	Jessica Jackson	LSU	2015
9	Calli Berna	Missouri	2013
7	Melissa Wolff	LSU	2015
7	Ashley Daniels	LSU	2011
7	Calli Berna	Alabama	2014

Total Rebounds

13	Jessica Jackson	LSU	2015
13	Ashley Daniels	LSU	2011
9	Melissa Wolff	LSU	2015
8	Jhasmin Bowen	LSU	2015
7	Quistelle Williams	Alabama	2010
7	Calli Berna	Alabama	2014

Assists

9	Calli Berna	LSU	2015
5	Calli Berna	Alabama	2014
4	C'eira Ricketts	LSU	2011
4	C'eira Ricketts	Alabama	2010

Turnovers

7	Jessica Jackson	LSU	2015
5	Calli Berna	Alabama	2014
5	Lyndsay Harris	Alabama	2010

Blocks

4	Whitney Jones	Vanderbilt	2008
3	Melissa Wolff	Missouri	2013
3	Jessica Jackson	Alabama	2014
3	Quistelle Williams	Alabama	2010

Steals

5	Kelsey Brooks	Alabama	2014
5	Ayana Brereton	Vanderbilt	2008
3	Calli Berna	LSU	2015
3	Dom Wilson	Missouri	2014
3	C'eira Ricketts	Alabama	2010

Minutes Played

40	Kelsey Brooks	LSU	2015
40	Sarah Pfeifer	Vanderbilt	2008
39	Calli Berna	LSU	2015
39	Dom Wilson	Missouri	2013
39	C'eria Ricketts	LSU	2011
39	Ayana Brereton	Vanderbilt	2008

Blocks

High	4	Alabama	2010
2008	4	Vanderbilt	2008
Low	1	LSU	2015

Steals

High	11	Vanderbilt	2008
Low	0	LSU	2011

OPPONENT TEAM HIGHS AND LOWS

Points

High	69	Alabama	2010
Low	40	LSU, Mo.	2001, 2013

Field Goals

High	24	Alabama	2010
Low	13	LSU	2011

Field Goal Attempts

High	62	LSU	2015
Low	31	LSU	2012

Field Goal Percentage

High	.548	LSU	2012
Low	.265	LSU	2011

Three-Point Field Goals

High	8	Vanderbilt	2008
Low	2	Missouri	2013

Three-Point Field Goal Attempts

High	23	Ole Miss	2009
Low	8	Alabama	2010

Three-Point Field Goal Percentage

High	.667	Vanderbilt	2008
Low	.125	Missouri	2013

Free Throws

High	17	Alabama	2010
Low	3	LSU	2015

Free Throw Attempts

High	24	Alabama	2014
Low	11	LSU	2015

Free Throw Percentage

High	.929	Vanderbilt	2008
Low	.273	LSU	2015

Offensive Rebounds

High	17	Alabama	2014
Low	6	LSU	2011

Defensive Rebounds

High	38	LSU	2011
Low	16	Ole Miss	2009

Total Rebounds

High	45	Alabama	2010
Low	29	Ole Miss	2009

Personal Fouls

High	25	Missouri	2013
Low	9	LSU	2012

Assists

High	13	Vanderbilt	2008
Low	6	Missouri	2013

Turnovers

High	28	Alabama	2010
Low	11	Ole Miss	2009

OPPONENT INDIVIDUAL HIGHS AND LOWS

Points-High

15	Dedrea Magee	Alabama	2010
15	Daisha Simmons	Alabama	2014

Field Goals-High

7	Dedrea Magee	Alabama	2010
---	--------------	---------	------

Field Goal Attempts-High

18	Carla Thomas	Vanderbilt	2007
----	--------------	------------	------

Three-Point Field Goals-High

4	Shafontaye Myers	Alabama	2014
4	DaShwan Harden	LSU	2015

Three-Point Field Goal Attempts-High

13	Bianca Thomas	Ole Miss	2009
----	---------------	----------	------

Free Throws-High

6	Jennifer Risper	Vanderbilt	2008
---	-----------------	------------	------

Free Throw Attempts-High

11	Ashley Williams	Alabama	2014
----	-----------------	---------	------

Offensive Rebounds-High

4	Carmen McCoy	Alabama	2010
4	Raigyne Moncrief	LSU	2015
4	Shawn Goff	Ole Miss	2009

Defensive Rebounds-High

12	Tierney Jenkins	Alabama	2010
----	-----------------	---------	------

Total Rebounds-High

14	Tierney Jenkins	Alabama	2010
----	-----------------	---------	------

Assists-High

6	Dedrea Magee	Alabama	2010
6	Christina Wirth	Vanderbilt	2008

Turnovers-High

7	Dedrea Magee	Alabama	2010
7	Jessica Mooney	Vanderbilt	2008

Blocks-High

4	Carmen McCoy	Alabama	2010
---	--------------	---------	------

Steals-High

4	Christina Wirth	Vanderbilt	2008
---	-----------------	------------	------

Minutes Played-High

40	Bianca Thomas	Ole Miss	2009
40	Christina Wirth	Vanderbilt	2008

SEC STANDINGS

2014-15

	SEC ONLY			OVERALL		
	W	L	PCT	W	L	PCT
S Carolina*#	15	1	.937	34	3	.919
Tennessee^	15	1	.937	30	5	.857
Miss State	11	5	.687	27	7	.794
LSU	10	6	.625	17	14	.548
Texas A&M	10	6	.625	23	10	.696
Kentucky	10	6	.625	24	10	.705
Missouri	7	9	.437	19	14	.575
Ole Miss	7	9	.437	19	14	.575
ARKANSAS	6	10	.375	18	14	.562
Georgia	6	10	.375	19	12	.612
Vanderbilt	5	11	.312	15	16	.483
Florida	5	11	.312	13	17	.433
Auburn	3	13	.187	13	18	.419
Alabama	2	14	.125	13	19	.406

2013-14

	SEC ONLY			OVERALL		
	W	L	PCT	W	L	PCT
So Carolina	14	2	.875	29	5	.852
Tennessee	13	3	.812	29	6	.828
Texas A&M	13	3	.812	27	9	.750
Kentucky	10	6	.625	26	9	.742
Florida	8	8	.500	20	13	.606
Auburn	7	9	.437	19	15	.558
Alabama	7	9	.437	14	16	.466
Vanderbilt	7	9	.437	18	13	.580
Georgia	7	9	.437	20	12	.625
LSU	7	9	.437	21	13	.617
ARKANSAS	6	10	.375	19	11	.633
Missouri	6	10	.375	17	14	.548
Mississippi St.	5	11	.312	22	14	.611
Ole Miss	2	14	.125	12	20	.375

2012-13

	SEC ONLY			OVERALL		
	W	L	PCT	W	L	PCT
Tennessee	14	2	.875	27	8	.771
Kentucky	13	3	.813	30	6	.833
Georgia	12	4	.750	28	7	.800
Texas A&M	11	5	.688	25	10	.714
S. Carolina	11	5	.688	25	8	.758
LSU	10	6	.625	22	12	.647
Vanderbilt	9	7	.563	21	11	.656
Florida	6	10	.375	22	15	.695
ARKANSAS	6	10	.375	20	13	.606
Missouri	6	10	.375	17	15	.531
Auburn	5	11	.313	19	15	.559
Miss. State	5	11	.313	13	17	.433
Alabama	2	14	.125	13	18	.419
Ole Miss	2	14	.125	9	20	.310

2011-12

	SEC ONLY			OVERALL		
	W	L	PCT	W	L	PCT
Kentucky	13	3	.813	28	7	.800
Tennessee	12	4	.750	27	9	.750
Georgia	11	5	.688	22	9	.710
LSU	10	6	.625	23	11	.676
ARKANSAS	10	6	.625	24	9	.727
S. Carolina	10	6	.625	25	10	.714
Vanderbilt	9	7	.563	23	10	.697
Florida	8	8	.500	20	13	.606
Auburn	5	11	.313	13	17	.433
Miss State	4	12	.250	14	16	.467
Alabama	2	14	.125	12	19	.387
Ole Miss	2	14	.125	12	18	.400

2010-11

	SEC ONLY			OVERALL		
	W	L	PCT	W	L	PCT
Tennessee	16	0	1.000	34	3	.918
Kentucky	11	5	.688	25	9	.735
Vanderbilt	10	6	.625	20	12	.625
Georgia	10	6	.625	23	11	.676
S. Carolina	8	8	.500	18	15	.545
Auburn	8	8	.500	16	16	.500
LSU	8	8	.500	19	13	.594
Florida	7	9	.438	20	15	.571
ARKANSAS	6	10	.375	22	12	.647
Alabama	5	11	.313	18	15	.545
Miss. State	4	12	.250	13	17	.433
Ole Miss	3	13	.188	10	19	.345

2009-10

	SEC ONLY			OVERALL		
	W	L	PCT	W	L	PCT
Tennessee	15	1	.938	32	3	.914
Kentucky	11	5	.688	28	8	.777
Miss. State	9	7	.562	21	13	.618
LSU	9	7	.562	21	10	.677
Vanderbilt	9	7	.562	23	11	.676
Georgia	9	7	.562	25	9	.735
Florida	7	9	.438	15	17	.469
S. Carolina	7	9	.438	14	15	.483
Ole Miss	7	9	.438	17	15	.531
Auburn	5	11	.312	15	16	.484
Alabama	4	12	.250	12	18	.400
ARKANSAS	4	12	.250	12	18	.400

2008-09

	SEC ONLY			OVERALL		
	W	L	PCT	W	L	PCT
Auburn	12	2	.857	30	4	.882
Vanderbilt	10	4	.714	26	9	.789
LSU	10	4	.714	19	11	.633
Florida	9	5	.643	24	8	.750
Tennessee	9	5	.643	22	11	.667
Miss. State	8	6	.571	23	10	.697
Georgia	7	7	.500	18	14	.563
ARKANSAS	6	8	.429	18	14	.563
Ole Miss	5	9	.357	18	15	.545
Kentucky	5	9	.357	16	16	.500
S. Carolina	2	12	.168	10	18	.357
Alabama	1	13	.071	13	17	.433

2007-08

	SEC ONLY			OVERALL		
	W	L	PCT	W	L	PCT
LSU	14	0	1.000	25	4	.862
Tennessee	13	1	.929	27	2	.931
Vanderbilt	11	3	.786	22	7	.759
Kentucky	8	6	.571	14	13	.519
Georgia	8	6	.571	21	8	.750
Auburn	7	7	.500	19	10	.655
Florida	6	8	.385	17	12	.586
Ole Miss	6	8	.462	12	13	.462
Miss. State	4	10	.287	16	13	.552
S. Carolina	4	10	.287	15	14	.500
ARKANSAS	2	12	.143	17	13	.567
Alabama	1	13	.071	8	21	.276

2006-07

	SEC ONLY			OVERALL		
	W	L	PCT	W	L	PCT
Tennessee	14	0	1.000	34	3	.919
Georgia	11	3	.786	27	7	.794
Vanderbilt	10	4	.714	28	6	.765
LSU	10	4	.714	30	8	.789
Ole Miss	9	5	.643	24	11	.686
Miss. State	7	7	.500	18	14	.563
Kentucky	6	8	.429	20	14	.588
S. Carolina	6	8	.429	18	15	.545
Auburn	6	8	.429	21	13	.617
ARKANSAS	3	11	.214	18	13	.581
Florida	2	12	.143	9	22	.290
Alabama	0	14	.000	10	20	.333

2005-06

	SEC ONLY			OVERALL		
	W	L	PCT	W	L	PCT
LSU	13	1	.929	31	4	.886
Tennessee	11	3	.786	31	5	.861
Georgia	10	4	.714	23	9	.719
Kentucky	9	5	.643	22	9	.710
Florida	8	6	.571	21	9	.700
Vanderbilt	8	6	.571	21	11	.686
S. Carolina	7	7	.500	17	12	.586
Ole Miss	5	9	.357	17	14	.548
ARKANSAS	5	9	.357	13	15	.464
Auburn	4	10	.286	14	15	.483
Alabama	3	11	.214	9	19	.321
Miss. State	1	13	.071	6	22	.214

2004-05

	SEC ONLY			OVERALL		
	W	L	PCT	W	L	PCT
LSU	14	0	1.000	33	3	.917
Tennessee	13	1	.929	30	5	.857
Vanderbilt	10	4	.714	24	8	.750
Georgia	9	5	.643	24	10	.706
Ole Miss	8	6	.571	19	11	.633
Miss. State	6	8	.429	17	12	.586
Auburn	6	8	.429	16	13	.552
Florida	5	9	.357	14	15	.483
Alabama	4	10	.286	14	15	.483
Kentucky	4	10	.286	18	16	.529
ARKANSAS	3	11	.214	17	14	.548
S. Carolina	2	12	.143	8	21	.279

2003-04

	SEC ONLY			OVERALL		
	W	L	PCT	W	L	PCT
Tennessee	14	0	1.000	31	4	.886
LSU	10	4	.714	27	8	.771
Auburn	9	5	.643	22	9	.710
Florida	8	6	.571	19	11	.633
Georgia	8	6	.571	25	10	.714
Vanderbilt	8	6	.571	26	8	.765
Ole Miss	7	7	.500	17	14	.548
Miss. State	7	7	.500	14	15	.483
ARKANSAS	5	9	.357	16	12	.571
Alabama	4	10	.286	12	16	.429
Kentucky	3	11	.214	11	17	.393
S. Carolina	1	13	.071	10	18	.357

2002-03

	SEC ONLY			OVERALL		
	W	L	PCT	W	L	PCT
Tennessee	14	0	1.000	33	5	.868
LSU	11	3	.786	30	4	.882
Georgia	10	4	.714	21	10	.677
Miss. State	10	4	.714	24	8	.750
S. Carolina	9	5	.643	23	8	.742
Vanderbilt	9	5	.643	22	10	.688
ARKANSAS	7	7	.500	22	11	.667
Auburn	5	9	.357	23	11	.676
Kentucky	4	10	.286	11	16	.407
Alabama	3	11	.214	13	15	.464
Florida	1	13	.071	9	19	.321
Ole Miss	1	13	.071	12	16	.429

2001-02

	SEC ONLY			OVERALL		
	W	L	PCT	W	L	PCT
Tennessee	13	1	.929	29	5	.853
S. Carolina	10	4	.714	25	7	.781
Vanderbilt	10	4	.714	30	7	.812
LSU	8	6	.571	18	12	.600
Miss. State	8	6	.571	19	12	.613
Florida	8	6	.571	18	11	.621</

1999-2000

	SEC ONLY			OVERALL		
	W	L	PCT	W	L	PCT
Georgia	13	1	.929	32	4	.889
Tennessee	13	1	.929	33	4	.892
LSU	11	3	.786	25	7	.781
Auburn	9	5	.643	22	8	.733
Miss. State	8	6	.571	24	8	.750
Vanderbilt	6	8	.429	21	13	.618
Florida	6	8	.429	21	13	.618
Alabama	5	9	.357	15	14	.517
Kentucky	5	9	.357	15	14	.517
ARKANSAS	4	10	.286	17	15	.531
S. Carolina	3	11	.214	13	15	.464
Ole Miss	1	13	.071	12	16	.429

1998-99

	SEC ONLY			OVERALL		
	W	L	PCT	W	L	PCT
Tennessee	13	1	.929	31	3	.912
LSU	10	4	.714	22	8	.733
Georgia	9	5	.643	27	7	.794
Auburn	8	6	.571	20	9	.690
Alabama	7	7	.500	20	11	.645
Miss. State	7	7	.500	17	11	.607
Kentucky	7	7	.500	21	11	.656
Florida	6	8	.429	19	14	.576
Vanderbilt	6	8	.429	13	14	.481
Ole Miss	6	8	.429	15	13	.536
ARKANSAS	5	9	.357	20	14	.588
S. Carolina	0	14	.000	11	16	.407

1997-98

	SEC ONLY			OVERALL		
	W	L	PCT	W	L	PCT
Tennessee	14	0	1.000	39	0	1.000
Florida	10	4	.714	23	9	.719
Alabama	10	4	.714	24	10	.706
Vanderbilt	9	5	.643	20	9	.690
Georgia	8	6	.571	17	11	.607
ARKANSAS	7	7	.500	22	11	.667
LSU	7	7	.500	19	13	.594
Kentucky	5	9	.357	13	15	.464
Miss. State	4	10	.286	14	15	.483
Auburn	4	10	.286	16	11	.593
S. Carolina	3	11	.214	13	15	.464
Ole Miss	3	11	.214	12	19	.387

1996-97

	SEC ONLY			OVERALL		
	W	L	PCT	W	L	PCT
Georgia	11	1	.917	25	6	.806
Alabama	10	2	.833	25	7	.781
Florida	9	3	.750	24	9	.727
LSU	9	3	.750	25	5	.833
Tennessee	8	4	.750	29	10	.744
Vanderbilt	6	6	.500	20	11	.645
ARKANSAS	5	7	.417	18	10	.643
Ole Miss	5	7	.417	16	11	.593
Auburn	5	7	.417	22	10	.688
Kentucky	2	10	.167	8	19	.296
Miss. State	1	11	.083	11	16	.407
S. Carolina	1	11	.083	12	15	.44

1995-96

	SEC ONLY			OVERALL		
	W	L	PCT	W	L	PCT
Georgia	10	1	.909	28	5	.848
Tennessee	9	2	.818	32	4	.889
Vanderbilt	7	4	.636	23	8	.742
Alabama	7	4	.636	24	8	.750
Auburn	6	5	.545	23	9	.719
Florida	6	5	.545	21	9	.700
Ole Miss	6	5	.545	18	11	.621
LSU	4	7	.364	21	11	.656
Miss. State	4	7	.364	13	14	.481
ARKANSAS	3	8	.273	21	13	.645
S. Carolina	2	9	.182	16	12	.571
Kentucky	2	9	.182	8	19	.296

1994-95

	SEC ONLY			OVERALL		
	W	L	PCT	W	L	PCT
Tennessee	11	0	1.000	34	3	.919
Georgia	8	3	.727	28	5	.848
Vanderbilt	8	3	.727	25	8	.800
ARKANSAS	7	4	.636	23	7	.767
Florida	7	4	.636	24	9	.727
Alabama	7	4	.636	22	9	.710
Ole Miss	6	5	.545	21	8	.724
Auburn	5	6	.455	17	10	.630
Kentucky	4	7	.364	14	14	.500
S. Carolina	1	10	.091	12	16	.429
Miss. State	1	10	.091	9	18	.333
LSU	1	10	.091	7	20	.259

1993-94

	SEC ONLY			OVERALL		
	W	L	PCT	W	L	PCT
Tennessee	11	0	1.000	31	2	.939
Vanderbilt	9	2	.818	25	8	.758
Florida	8	3	.727	22	7	.759
Alabama	7	4	.636	26	7	.788
Ole Miss	7	4	.636	24	9	.727
Auburn	6	5	.545	20	10	.667
Georgia	5	6	.455	17	11	.607
Kentucky	5	6	.455	17	11	.607
ARKANSAS	3	8	.273	15	14	.517
S. Carolina	2	9	.182	14	13	.519
LSU	2	9	.182	11	16	.519
Miss. State	1	10	.090	8	18	.307

1992-93

	SEC ONLY			OVERALL		
	W	L	PCT	W	L	PCT
Tennessee	11	0	1.000	29	3	.906
Auburn	9	2	.818	25	4	.862
Vanderbilt	9	2	.818	30	3	.909
Florida	6	5	.545	19	10	.655
Alabama	6	5	.545	22	9	.710
Kentucky	5	6	.455	18	10	.643
S. Carolina	5	6	.455	17	10	.630
ARKANSAS	4	7	.364	13	14	.481
Georgia	4	7	.364	21	13	.618
Ole Miss	4	7	.364	19	10	.621
Miss. State	3	8	.273	14	13	.519
LSU	0	11	.000	9	18	.333

ARKANSAS IN THE AP POLL

Highest Ranking: #7 (12/4/95 & 12/11/95)

Highest Preseason Ranking: #10 (90-91 & 95-96)

Longest Poll Run: 28 weeks (2/19/90 to 12/29/91)

Cons. Weeks in Top 10: 5 (2/11/91 to 3/11/91)

[It's notable that Arkansas was in five of six weeks from 12/16/02 to 1/20/03, and the one week out -- 1/6/03 -- was ranked #11]

While Ranked:

Versus All Teams: 127-53 (.706)

Versus Ranked Teams: 19-47 (.288)

Versus Unranked Teams: 130-25 (.839)

Against the AP Poll

Versus #1 0-15 Versus #7 2-8

Versus #2 1-1 Versus #8 4-5

Versus #3 0-10 Versus #9 1-3

Versus #4 0-5 Versus #10 2-6

Versus #5 0-14 Versus #11-#25 46-77

Versus #6 3-10

Highest ranked wins:

Home: #2 LSU (1/19/03)

Road: @#6 Texas (2/23/89)

Neutral: #6 SFA (3/22/90) (@Stanford)



Amber Nicholas Shirey was honored as an SEC Legend

BACK IN THE DAY -- SEC SCHEDULING

Starting with the 2010 SEC championship season, women's basketball began a 16-game schedule. The league maintained the 16-game schedule in 2012-13 after the addition of Misosuri and Texas A&M to league. This schedule format continues today.

Each team's 16-game schedule will feature home-and-home games against divisional opponents, while featuring one permanent opponent and two rotating opponents from the opposite division. Arkansas' permanent opponent is Missouri.

When Arkansas joined the SEC in 1991, the league played a single round-robin schedule. To promote women's basketball, the conference required each team to play home-and-home with a fixed "rival" partner in 1996 with the 12th game that did not count. For Arkansas, this became LSU. Several SEC teams (UT-Vandy, Ole Miss-MSU, Auburn-Bama) had home-and-home series in previous years and simply designated one game as the league counter. The next season, 1997, both games counted for a 12-game season.

A NCAA mandated minimum 14 regular-season games against conference opponents brought about a 14-game format in 1998. The formula started with round-robin against the entire league, then added home-and-home with the rival partner and a rotating home-and-home with one team from the Eastern Division and one team from the Western Division. The schedule operated on a two-year cycle.

SWC STANDINGS

1990-91

	SWC ONLY			OVERALL		
	W	L	PCT	W	L	PCT
Arkansas	15	1	.938	28	4	.875
Texas	14	2	.875	21	9	.700
T. Tech	12	4	.750	23	8	.742
Houston	10	6	.625	20	12	.625
A&M	8	8	.500	14	14	.500
SMU	4	12	.250	9	19	.321
Rice	4	12	.250	10	18	.357
Baylor	3	13	.188	9	17	.346
TCU	2	14	.125	5	22	.185

1987-88

	SWC ONLY			OVERALL		
	W	L	PCT	W	L	PCT
Texas	16	0	1.000	32	3	.914
Houston	12	4	.750	22	7	.759
T. Tech	9	7	.563	17	13	.567
Arkansas	8	8	.500	13	15	.481
A&M	8	8	.500	15	13	.536
SMU	6	10	.375	12	16	.429
Rice	5	11	.313	11	14	.440
TCU	5	11	.313	12	15	.444
Baylor	3	13	.188	10	20	.333

1985-86

	SWC ONLY			OVERALL		
	W	L	PCT	W	L	PCT
Texas	16	0	1.000	34	0	1.000
Arkansas	13	3	.813	22	8	.733
T. Tech	13	3	.813	21	9	.700
Houston	9	7	.563	19	10	.655
A&M	9	7	.563	16	13	.552
SMU	5	11	.267	11	20	.355
Baylor	4	12	.250	6	21	.222
Rice	2	14	.125	7	19	.269
TCU	1	15	.063	5	22	.185

1983-84

	SWC ONLY			OVERALL		
	W	L	PCT	W	L	PCT
Texas	16	0	1.000	32	3	.914
T. Tech	13	3	.813	23	7	.767
Arkansas	11	5	.688	20	9	.690
Houston	9	7	.563	16	12	.571
Baylor	9	7	.563	15	12	.556
A&M	6	10	.375	13	15	.464
SMU	4	12	.250	11	15	.423
Rice	3	13	.188	9	17	.346
TCU	1	15	.063	6	22	.214

1989-90

	SWC ONLY			OVERALL		
	W	L	PCT	W	L	PCT
Arkansas	15	1	.938	25	5	.833
Texas	15	1	.938	27	5	.844
T. Tech	11	5	.688	20	11	.645
Houston	9	7	.563	17	12	.586
A&M	8	8	.500	16	12	.571
TCU	8	8	.500	11	16	.407
Rice	3	13	.188	6	21	.222
SMU	2	14	.125	4	22	.154
Baylor	1	15	.063	4	23	.148

1986-87

	SWC ONLY			OVERALL		
	W	L	PCT	W	L	PCT
Texas	16	0	1.000	31	2	.939
Arkansas	12	4	.750	20	12	.625
Houston	10	6	.625	19	10	.655
T. Tech	10	6	.625	18	11	.621
Rice	7	9	.438	15	13	.536
Baylor	5	11	.313	8	20	.286
A&M	5	11	.313	9	17	.346
SMU	4	12	.250	8	19	.297
TCU	3	13	.188	8	19	.297

1984-85

	SWC ONLY			OVERALL		
	W	L	PCT	W	L	PCT
Texas	16	0	1.000	28	3	.903
T. Tech	12	4	.750	24	8	.750
Arkansas	11	5	.688	20	8	.667
Houston	11	5	.688	22	8	.733
A&M	7	9	.438	14	14	.500
Baylor	7	9	.438	12	14	.462
SMU	4	12	.250	9	19	.321
TCU	2	14	.125	6	22	.222
Rice	2	14	.125	5	21	.192

1982-83

	SWC ONLY			OVERALL		
	W	L	PCT	W	L	PCT
Texas	8	0	1.000	30	3	.909
Arkansas	6	2	.750	21	8	.724
T. Tech	6	2	.750	22	9	.710
Houston	5	3	.625	17	11	.607
Baylor	4	4	.500	16	14	.533
SMU	4	4	.500	14	14	.500
A&M	2	6	.250	11	16	.407
Rice	1	7	.125	8	18	.308
TCU	0	8	.000	5	23	.179

1988-89

	SWC ONLY			OVERALL		
	W	L	PCT	W	L	PCT
Texas	16	0	1.000	28	5	.875
Arkansas	13	3	.813	22	8	.733
Houston	9	7	.563	16	12	.571
T. Tech	9	7	.563	16	13	.552
A&M	8	8	.500	17	12	.586
SMU	7	9	.438	11	14	.444
Rice	5	11	.313	14	14	.500
TCU	4	12	.250	9	16	.360
Baylor	1	15	.063	3	23	.115



ONE OF A KIND

These are the only Southwest Conference women's basketball trophies located outside the state of Texas. Arkansas was the first team to defeat the University of Texas in SWC play, capturing a share of the 1990 regular season title. Arkansas took the 1991 title outright, then defeated Texas Tech for the 1991 SWC Classic title to become the first non-Texas team to win the league's postseason tournament. Arkansas departed the SWC the next season, and the fact that the Razorbacks were the team to end the Longhorn dynasty is sometimes overlooked in women's basketball history.



BACK IN THE DAY - SWC SCHEDULING

The Southwest Conference started championships for women during the 1981-82 academic year. As was the custom of many conferences, there was no regular season play in 1982, and only a conference championship tournament. Not all of the SWC members participated in the event hosted by Texas A&M, and it took place midseason rather than at the end of the year.

In 1982-83, the league played single round robin and hosted its first true post-season tournament at Austin. The following year the regular season format of double-round robin was established. The 16-game schedule remained unchanged for the rest of SWC history, and featured a looping schedule that reversed the order of play during the year. The primary game days followed the men's schedule -- Thursdays and Saturdays -- and several institutions played double-headers.

The top teams in the league both in attendance and performance, Arkansas and Texas, did not play double-headers.

ARKANSAS' SWC CLASSIC RESULTS

1991 Champion (d. Baylor, 90-74; d. Houston, 83-77; d. Texas Tech, 60-51)
 1990 First Round (l. Texas Tech, 69-60)
 1989 Finalist (d. Texas Tech, 79-72; l. #6 UT, 101-99)
 1988 First Round (l. TAMU, 59-58)
 1987 Finalist (d. Houston, 96-82; l. #1 UT, 72-70)
 1986 Semifinalist (d. SMU, 82-75; l. Texas Tech, 58-48)
 1985 Semifinalist (d. Baylor, 78-69; l. #1 UT, 104-62)
 1984 Semifinalist (d. TAMU, 75-66; l. Texas Tech, 56-43)
 1983 Semifinalist (d. Baylor, 65-62; l. #3 UT, 80-54)
 1982 Finalist (d. Texas Tech, 70-55; d. Baylor, 71-66; l. #10 UT 68-53)
 1981 Consolation Title (in-season tournament)

SWC CLASSIC SEEDING

1991	1st		
1990	2nd		
1989	2nd	1984	4th
1988	4th	1983	2nd
1987	2nd	1982	n/a
1986	3rd		
1985	4th		



SERIES RECORDS

AKRON 1-0

Games: 1
Series Record: Arkansas leads 1-0
Fayetteville: 0-0
Akron: 0-0
Neutral: 1-0

11/27/1987	AR	70	Akron	62	Lawrence, Kan.
------------	----	----	-------	----	----------------

ALABAMA-BIRMINGHAM..... 0-1

Games: 1
Series Record: Arkansas trails 1-0
Fayetteville: 0-0
Birmingham: 0-1
Neutral: 0-0

1/16/1981	AR	48	UAB	82	Birmingham
-----------	----	----	-----	----	------------

ALABAMA 19-14

Games: 33
Series Record: Arkansas leads 19-14
Fayetteville: 10-5
Tuscaloosa: 8-7
Neutral: 1-2

SEC: Arkansas leads 18-13

1/26/1980	AR	68	AL	54	Fayetteville
1/17/1981	AR	65	AL	70	Tuscaloosa
2/22/1992	AR	76	AL	80	Fayetteville
2/20/1993	AR	56	AL	66	Tuscaloosa
2/2/1994	AR	82	#15 AL	75	Fayetteville
12/6/1994	AR	79	#6 AL	93	Tuscaloosa
3/4/1995	#16 AR	72	#16 AL	86	Chattanooga
1/4/1996	#18 AR	85	#19 AL	92 (OT)	Fayetteville
2/6/1997	#17 AR	61	#7 AL	102	Tuscaloosa
3/1/1997	AR	63	#7 AL	85	Chattanooga
1/11/1998	AR	102	AL	90 (OT)	Fayetteville
2/18/1999	AR	77	#25 AL	73	Tuscaloosa
2/3/2000	AR	66	AL	62	Fayetteville
2/1/2001	AR	69	AL	74	Tuscaloosa
1/10/2002	AR	70	AL	84	Fayetteville
2/3/2002	AR	72	AL	70	Tuscaloosa
2/2/2003	#12 AR	59	AL	58	Tuscaloosa
3/2/2003	#21 AR	68	AL	53	Fayetteville
3/6/2003	#23 AR	53	AL	48	N. Little Rock
2/15/2004	AR	65	AL	68	Tuscaloosa
2/10/2005	AR	83	AL	68	Fayetteville
1/15/2006	AR	73	AL	75	Tuscaloosa
1/18/2007	AR	71	AL	63	Fayetteville
1/17/2008	AR	63	AL	49	Tuscaloosa
2/22/2009	AR	74	AL	69	Fayetteville
1/24/2010	AR	66	AL	62 (OT)	Tuscaloosa
2/21/2010	AR	58	AL	69	Fayetteville
1/16/2011	#20 AR	57	AL	54	Tuscaloosa
2/27/2011	AR	79	AL	92	Fayetteville
2/2/2012	AR (rv)	70	AL	52	Fayetteville
2/10/2013	AR	91	AL	80 (3ot)	Tuscaloosa
2/13/2014	AR	75	AL	55	Fayetteville
2/1/2015	AR	53	AL	42	Tuscaloosa

ALABAMA STATE 2-0

Games: 2
Series Record: Arkansas leads 2-0
Fayetteville: 2-0
Jonesboro: 0-0
Neutral: 0-0

11/29/1991	AR	84	Ala. State	31	Fayetteville
11/19/2004	AR	74	Ala. State	49	Fayetteville

ALASKA..... 1-0

Games: 1
Series Record: Arkansas leads 1-0
Fayetteville: 0-0
Anchorage: 1-0
Neutral: 0-0

2/27/1982	AR	85	Alaska	52	Anchorage, Ala.
-----------	----	----	--------	----	-----------------

ALCORN STATE..... 3-0

Games: 3
Series Record: Arkansas leads 3-0
Fayetteville: 1-0
Lorman: 0-0
Neutral: 0-0

12/29/1995	AR	72	Alcorn St.	53	Waco, Texas
12/31/1996	AR	90	Alcorn St.	56	Fayetteville
11/15/2009	AR	87	Alcorn St.	78	Hot Springs, Ark.

ARIZONA 0-1

Games: 1
Series Record: Arkansas trails 0-1
Fayetteville: 0-0
Phoenix: 0-0
Neutral: 0-1
Postseason: 0-1 (NWIT)

3/22/1996	AR	77	Arizona	80	Amarillo (NWIT)
-----------	----	----	---------	----	-----------------

ARIZONA STATE 1-0

Games: 1
Series Record: Arkansas leads 1-0
Fayetteville: 0-0
Phoenix: 1-0
Neutral: 0-0

12/2/1989	AR	85	Arizona St.	63	Phoenix, Ariz.
-----------	----	----	-------------	----	----------------

ARKANSAS STATE-BEEBE..... 1-0

Games: 1
Series Record: Arkansas leads 1-0
Fayetteville: 0-0
Beebe: 0-0
Neutral: 1-0

11/18/1977	AR	62	ASU-Beebe	58	West Fork, Ark.
------------	----	----	-----------	----	-----------------

ARKANSAS COLLEGE 1-0

Games: 1
Series Record: Arkansas leads 1-0
Fayetteville: 0-0
Wynnee: 1-0
Neutral: 0-0

12/19/1981	AR	57	Ark. College	39	Wynnee, Ark.
------------	----	----	--------------	----	--------------

ARKANSAS-LITTLE ROCK 1-0

Games: 1
Series Record: Arkansas leads 1-0
Fayetteville: 0-0
Little Rock: 1-0
Neutral: 0-0

12/9/1977	AR	74	UALR	54	Little Rock
-----------	----	----	------	----	-------------

ARKANSAS STATE 5-3

Games: 8
Series Record: Arkansas leads 5-3
Fayetteville: 3-0
Jonesboro: 2-3
Neutral: 0-0
Postseason: 0-1 (WNIT)

12/10/1977	AR	59	Ark. State	67	Jonesboro
2/28/1978	AR	70	Ark. State	67	Fayetteville
1/25/1979	AR	47	Ark. State	55	Jonesboro
2/28/1979	AR	52	Ark. State	37	Fayetteville
3/1/1980	AR	62	Ark. State	55	Jonesboro
12/13/1980	AR	57	Ark. State	50	Fayetteville
1/3/1983	AR	80	Ark. State	47	Jonesboro
3/21/2005	AR	84	Ark. State	98	Jonesboro (WNIT)

ARKANSAS TECH 2-6

Games: 8
Series Record: Arkansas trails 2-6
Fayetteville: 2-2
Russellville: 0-4
Neutral: 0-0

2/7/1977	AR	53	Ark. Tech	49	Fayetteville
2/10/1977	AR	51	Ark. Tech	54	Russellville
1/31/1978	AR	65	Ark. Tech	74	Russellville
2/21/1978	AR	61	Ark. Tech	51	Fayetteville
1/8/1979	AR	55	Ark. Tech	58	Fayetteville
2/25/1980	AR	45	Ark. Tech	55	Russellville
1/26/1981	AR	50	#2 Ark. Tech	51	Fayetteville
2/21/1981	AR	64	Ark. Tech	70	Russellville

AUBURN 14-20

Games: 34
Series Record: Arkansas trails 14-20
Fayetteville: 8-8
Auburn: 5-10
Neutral: 1-2

SEC: 14-18

11/24/1984	AR	65	AU	70	Sanford, Fla.
12/14/1989	AR	69	#7 AU	84	Fayetteville
1/11/1992	AR	67	#17 AU	56	Fayetteville
1/9/1993	AR	49	#21 AU	68	Auburn
1/22/1994	AR	57	#23 AU	66	Fayetteville
1/22/1995	AR	80	AU	73	Auburn
2/20/1996	AR	73	#17 AU	72 (OT)	Fayetteville
2/9/1997	AR	77	AU	85	Auburn
2/8/1998	AR	71	AU	63	Fayetteville
2/26/1998	AR	59	AU	43	Columbus, Ga.
2/7/1999	AR	46	#19 AU	66	Auburn
2/17/2000	AR	56	#13 AU	73	Auburn
2/24/2000	AR	58	#13 AU	71	Fayetteville
1/28/2001	AR	77	AU	68	Fayetteville
2/22/2001	AR	60	AU	68	Auburn
2/17/2002	AR	88	AU	65	Fayetteville
1/26/2003	AR	36	AU	64	Auburn
1/25/2004	AR	44	#22 AU	71	Fayetteville
2/3/2005	AR	51	AU	62	Auburn
1/12/2006	AR	64	AU	60	Fayetteville
1/14/2007	AR	65	AU	62	Auburn
2/10/2008	AR	68	AU	73	Fayetteville
3/2/2008	AR	57	AU	74	Auburn
3/6/2008	AR	51	AU	73	Nashville
1/18/2009	AR	61	#6 AU	70	Fayetteville
3/1/2009	AR	57	#3 AU	94	Auburn
2/11/2010	AR	73	AU	58	Auburn
2/13/2011	AR	59	AU	64	Fayetteville
1/15/2012	AR	59	AU	39	Fayetteville
2/12/2012	AR	51	AU	48	Auburn
1/3/2013	AR	47	AU	50	Auburn
2/2/2014	AR	48	AU	56	Auburn
1/29/2015	AR	52	AU	47	Fayetteville
2/15/2015	AR	54	AU	36	Auburn

AUSTIN PEAY.....2-0

Games: 2
Series Record: Arkansas leads 2-0
Fayetteville: 1-0
Clarksville: 1-0
Neutral: 0-0

11/18/2006	AR	58	Austin Peay	46	Clarksville
11/17/2007	AR	61	Austin Peay	48	Fayetteville

BARTLESVILLE WESLEYAN.....2-0

Games: 2
Series Record: Arkansas leads 2-0
Fayetteville: 1-0
Bartlesville: 1-0
Neutral: 0-0

12/4/1976	AR	68	BW	19	Bartlesville
2/19/1977	AR	108	BW	29	Fayetteville

BAYLOR.....21-7

Games: 28
Series Record: Arkansas leads 21-7
Fayetteville: 10-2
Waco: 7-4
Neutral: 4-1

2/10/1978	AR	62	Baylor	71	Houston, Texas
2/10/1981	AR	62	Baylor	73	Fayetteville
1/28/1982	AR	71	Baylor	66	College Station
2/14/1983	AR	65	Baylor	72	Waco
3/12/1983	AR	65	Baylor	62	Austin, Texas
1/23/1984	AR	59	Baylor	61	Fayetteville
2/4/1984	AR	71	Baylor	57	Waco
1/30/1985	AR	80	Baylor	76	Fayetteville
3/2/1985	AR	88	Baylor	67	Fayetteville
3/4/1985	AR	78	Baylor	69	Fayetteville
1/25/1986	AR	86	Baylor	55	Fayetteville
2/26/1986	AR	86	Baylor	63	Waco
1/22/1987	AR	65	Baylor	71	Waco
2/21/1987	AR	77	Baylor	51	Fayetteville
1/19/1988	AR	80	Baylor	68	Waco
2/20/1988	AR	71	Baylor	56	Fayetteville
1/21/1989	AR	95	Baylor	87	Waco
2/21/1989	AR	98	Baylor	50	Fayetteville
1/9/1990	AR	81	Baylor	43	Fayetteville
2/10/1990	AR	98	Baylor	61	Waco
1/26/1991	AR	77	Baylor	78	Waco
2/27/1991	AR	90	Baylor	74	Fayetteville
3/6/1991	AR	108	Baylor	63	Dallas, Texas
12/30/1995	AR	67	Baylor	47	Waco
11/24/1998	AR	75	Baylor	64	Fayetteville
12/3/1999	AR	80	Baylor	69	Waco
3/17/2001	AR	68	#24 Baylor	59	Durham, N.C.
3/22/2015	AR	44	#5/6 Baylor	73	Waco (NCAA)

BINGHAMTON.....1-0

Games: 1
Series Record: Arkansas leads 1-0
Fayetteville: 0-0
Binghamton: 0-0
Neutral: 1-0

11/30/2013	AR	72	Bing	23	Albuquerque, NM.
------------	----	----	------	----	------------------

BOISE STATE.....2-0

Games: 2
Series Record: Arkansas leads 2-0
Fayetteville: 0-0
Boise: 0-0
Neutral: 2-0

12/3/1993	AR	92	Boise State	75	Honolulu, Hawaii
12/7/1996	AR	73	Boise State	44	Kona, Hawaii

BOSTON COLLEGE.....3-0

Games: 3
Series Record: Arkansas leads 3-0
Fayetteville: 2-0
Boston: 1-0
Neutral: 0-0

11/23/1990	AR	105	#24 Boston Coll.	74	Fayetteville
11/30/1999	AR	79	Boston Coll.	68	Boston
11/20/2001	AR	76	Boston Coll.	60	Fayetteville

BRIGHAM YOUNG.....2-0

Games: 2
Series Record: Arkansas leads 2-0
Fayetteville: 1-0
Provo: 1-0
Neutral: 0-0

12/4/2000	AR	93	BYU	73	Fayetteville
1/2/2002	AR	85	BYU	57	Provo

BROWN.....1-0

Games: 1
Series Record: Arkansas leads 1-0
Fayetteville: 0-0
Providence: 0-0
Neutral: 1-0

1/2/1995	AR	76	Brown	58	Miami, Fla.
----------	----	----	-------	----	-------------

BUTLER.....2-0

Games: 2
Series Record: Arkansas leads 2-0
Fayetteville: 1-0
Indianapolis: 1-0
Neutral: 0-0

12/5/1992	AR	80	Butler	66	Fayetteville
1/10/1994	AR	69	Butler	66	Indianapolis

CAL POLY-POMONA.....1-0

Games: 1
Series Record: Arkansas leads 1-0
Fayetteville: 0-0
Pomona: 0-0
Neutral: 1-0

1/5/1984	AR	58	CP-Pomona	48	Las Vegas, Nev.
----------	----	----	-----------	----	-----------------

CALIFORNIA.....2-1

Games: 3
Series Record: Arkansas leads 2-1
Fayetteville: 0-0
Berkeley: 1-1
Neutral: 1-0

3/21/1982	AR	62	California	66	Berkeley (AIAW)
12/5/1982	AR	84	California	66	Berkeley, Calif.
3/21/1987	AR	112	California	80	Amarillo (NWIT)

CARL ALBERT CC.....1-0

Games: 1
Series Record: Arkansas leads 1-0
Fayetteville: 1-0
Poteau: 0-0
Neutral: 0-0

2/2/1977	AR	50	Carl Albert	41	Fayetteville
----------	----	----	-------------	----	--------------

CENTENARY.....3-0

Games: 3
Series Record: Arkansas leads 3-0
Fayetteville: 2-0
Shreveport: 0-0
Neutral: 1-0

12/3/1981	AR	78	Centenary	55	Camden, Ark.
12/12/1981	AR	67	Centenary	47	Fayetteville
11/21/2004	AR	86	Centenary	52	Fayetteville

CENTRAL ARKANSAS.....1-0

Games: 1
Series Record: Arkansas leads 1-0
Fayetteville: 0-0
Conway: 1-0
Neutral: 0-0

2/24/1978	AR	65	Cent. Ark.	59	Conway
-----------	----	----	------------	----	--------

CENTRAL FLORIDA.....1-0

Games: 1
Series Record: Arkansas leads 1-0
Fayetteville: 0-0
Orlando: 0-0
Neutral: 1-0

12/13/1985	AR	101	Central Fla.	74	Oxford, Miss.
------------	----	-----	--------------	----	---------------

CINCINNATI.....3-0

Games: 3
Series Record: Arkansas leads 3-0
Fayetteville: 1-0
Cincinnati: 2-0
Neutral: 0-0
Postseason: 1-0 (NCAA)

3/23/2003	#24 AR	71	Cincinnati	57	Cincinnati (NCAA)
1/2/2005	AR	66	Cincinnati	54	Cincinnati
12/28/2006	#23 AR	94	Cincinnati	82	Fayetteville

CLEMSON.....3-0

Games: 3
Series Record: Arkansas leads 3-0
Fayetteville: 1-0
Clemson: 1-0
Neutral: 1-0
Postseason: 1-0 (NCAA)

3/15/2002	AR	78	Clemson	68	Manhattan, Kan. (NCAA)
11/10/2006	AR	75	Clemson	69	Clemson
12/2/2007	AR	79	Clemson	63	Fayetteville

COLORADO.....1-2

Games: 3
Series Record: Arkansas trails 1-2
Fayetteville: 1-1
Boulder: 0-1
Neutral: 0-0

1/9/1992	AR	56	Colorado	51	Fayetteville
12/8/1992	AR	67	#19 Colorado	94	Boulder
11/21/1995	#9 AR	71	#11 Colorado	73	Fayetteville

CONNECTICUT.....0-1

Games: 1
Series Record: Arkansas trails 0-1
Fayetteville: 0-1
Storres: 0-0
Neutral: 0-0

11/14/1998	#18 AR	64	#3 Connecticut	100	Fayetteville
------------	--------	----	----------------	-----	--------------

COPPIN STATE.....3-0

Games: 3
Series Record: Arkansas leads 3-0
Fayetteville: 2-0
Baltimore: 0-0
Neutral: 1-0

12/29/2005	AR	49	Coppin State	33	Miami, Fla.
12/8/2009	AR	72	Coppin State	51	Fayetteville
12/28/2012	AR	71	Coppin State	57	Fayetteville

COTTEY COLLEGE.....2-0

Games: 2
Series Record: Arkansas leads 2-0
Fayetteville: 1-0
Nevada: 1-0
Neutral: 1-0

1/28/1977	AR	73	Cottey Coll.	44	Nevada, Mo.
2/2/1978	AR	97	Cottey Coll.	29	Fayetteville

CREIGHTON 1-0

Games: 1
Series Record: Arkansas leads 1-0
Fayetteville: 1-0
Omaha: 0-0
Neutral: 0-0

2/25/1985	AR	84	Creighton	56	Fayetteville
-----------	----	----	-----------	----	--------------

CROWDER COLLEGE 1-0

Games: 1
Series Record: Arkansas leads 1-0
Fayetteville: 0-0
Crowder: 1-0
Neutral: 0-0

11/28/1979	AR	63	Crowder Col.	51	Crowder, Okla.
------------	----	----	--------------	----	----------------

CS--LONG BEACH 0-1

Games: 1
Series Record: Arkansas trails 0-1
Fayetteville: 0-0
Long Beach: 0-1
Neutral: 0-0

12/12/1986	AR	58	#7 CSLB	76	Long Beach
------------	----	----	---------	----	------------

DARTMOUTH 1-0

Games: 1
Series Record: Arkansas leads 1-0
Fayetteville: 1-0
Hanover: 0-0
Neutral: 0-0

12/18/2008	AR	66	Dartmouth	57	Fayetteville
------------	----	----	-----------	----	--------------

DAVIDSON 1-0

Games: 1
Series Record: Arkansas leads 1-0
Fayetteville: -0
Davidson: 0-0
Neutral: 0-0

11/14/10	AR	68	Davidson	55	Fayetteville
----------	----	----	----------	----	--------------

DAYTON 5-0

Games: 5
Series Record: Arkansas leads 5-0
Fayetteville: 2-0
Dayton: 2-0
Neutral: 1-0
Postseason: 1-0 (NCAA)

1/12/1994	AR	76	Dayton	59	Dayton
1/2/1996	AR	70	Dayton	53	Fayetteville
12/7/2000	AR	80	Dayton	77	Dayton
12/21/2001	AR	73	Dayton	55	Fayetteville
3/17/2012	AR	72	Dayton	55	College Station

DELAWARE 1-0

Games: 1
Series Record: Arkansas leads 1-0
Fayetteville: 0-0
Hanover: 1-0
Neutral: 0-0

12/29/2007	AR	62	Delaware	49	Hanover, NH
------------	----	----	----------	----	-------------

DELTA STATE 1-2

Games: 3
Series Record: Arkansas trails 1-2
Fayetteville: 1-1
Cleveland: 0-1
Neutral: 0-0

2/23/1981	AR	53	Delta State	84	Fayetteville
2/23/1982	AR	64	Delta State	75	Cleveland, Miss.
2/7/1983	AR	84	Delta State	77	Fayetteville

DENVER 1-0

Games: 1
Series Record: Arkansas leads 1-0
Fayetteville: 0-0
Denver: 0-0
Neutral: 1-0

11/24/2006	AR	84	Denver	58	Honolulu, Hi.
------------	----	----	--------	----	---------------

DEPAUL 1-2

Games: 3
Series Record: Arkansas trails 1-2
Fayetteville: 1-0
Chicago: 0-1
Neutral: 0-1

12/18/1992	AR	47	DePaul	71	Chicago, Ill.
12/8/1993	AR	80	DePaul	68	Fayetteville
12/19/2009	AR	45	DePaul	46	Hot Springs, Ark.

DETROIT 1-0

Games: 1
Series Record: Arkansas leads 1-0
Fayetteville: 0-0
Detroit: 0-0
Neutral: 1-0

12/1/1989	AR	112	Detroit	68	Tempe, Ariz.
-----------	----	-----	---------	----	--------------

DRAKE 2-1

Games: 3
Series Record: Arkansas leads 2-1
Fayetteville: 2-0
Des Moines: 0-1
Neutral: 0-0
Postseason: 2-0 (WNIT)

12/19/1980	AR	60	Drake	87	Des Moines, Iowa
11/17/1995	AR	81	Drake	76	Fayetteville (WNIT)
3/20/1999	AR	80	Drake	56	Fayetteville (WNIT)

DUKE 1-2

Games: 3
Series Record: Arkansas trails: 1-2
Fayetteville: 0-0
Durham: 0-1
Neutral: 1-1
Postseason: 1-1 (NCAA)

3/23/1998	AR	77	Duke	72	Oakland (NCAA)
3/19/2001	AR	54	Duke	75	Durham (NCAA)
11/30/2002	AR	72	Duke (OT)	74	Virgin Isl.

EAST TENNESSEE STATE 1-0

Games: 1
Series Record: Arkansas leads 1-0
Fayetteville: 1-0
Johnson City: 0-0
Neutral: 0-0

11/22/2009	AR	95	ETSU	78	Fayetteville
------------	----	----	------	----	--------------

EASTERN OKLAHOMA 0-2

Games: 2
Series Record: Arkansas trails 0-2
Fayetteville: 0-1
Wilburton: 0-0
Neutral: 0-1

11/19/1977	AR	90	Eastern Okla.	98	West Fork, Ark.
1/18/1980	AR	39	Eastern Okla.	53	Fayetteville

EVANGEL COLLEGE 1-0

Games: 1
Series Record: Arkansas leads 1-0
Fayetteville: 1-0
Springfield: 0-0
Neutral: 0-0

1/9/1982	AR	88	Evangel Coll.	4	Fayetteville
----------	----	----	---------------	---	--------------

FLORIDA INTERNATIONAL 1-0

Games: 1
Series Record: Arkansas leads 1-0
Fayetteville: 0-0
Miami: 1-0
Neutral: 0-0

12/30/2005	AR	58	FIU	54	Miami, Fla.
------------	----	----	-----	----	-------------

FLORIDA 9-24

Games: 33
Series Record: Arkansas trails 9-24
Fayetteville: 5-9
Gainesville: 3-11
Neutral: 1-4
Postseason: 0-1 (WNIT)

1/18/1992	AR	46	Florida	58	Gainesville
1/16/1993	AR	60	Florida	68	Fayetteville
1/30/1994	AR	69	Florida	74	Gainesville
1/28/1995	AR	72	#13 Florida	66	Fayetteville
2/4/1996	AR	57	#21 Florida	73	Gainesville
2/2/1997	AR	66	#13 Florida	79 (OT)	Fayetteville
2/5/1998	AR	69	#10 Florida	80	Gainesville
2/27/1998	AR	49	#10 Florida	63	Columbus (SEC)
2/4/1999	AR	77	Florida	87	Fayetteville
2/10/2000	AR	73	Florida	87	Gainesville
3/2/2000	AR	86	Florida	96	Chatt (SEC)
3/25/2000	AR	62	Florida	83	Fayetteville (WNIT Semis)
2/8/2001	AR	64	#6 Florida	75	Fayetteville
3/2/2001	AR	78	#10 Florida	69	Memphis (SEC)
2/21/2002	AR	58	#16 Florida	64	Gainesville
1/16/2003	AR	84	Florida	45	Fayetteville
2/22/2004	AR	82	Florida	68	Gainesville
1/6/2005	AR	56	Florida	68	Fayetteville
1/26/2006	AR	69	#24 Florida	63	Fayetteville
1/21/2007	AR	67	Florida	57	Gainesville
1/20/2008	AR	74	Florida	92	Fayetteville
2/17/2008	AR	73	Florida	75	Gainesville
2/1/2009	AR	78	#12 Florida	94	Fayetteville
2/19/2009	AR	83	#15 Florida	74	Gainesville
1/3/2010	AR	53	Florida	59	Fayetteville
1/2/2011	AR	53	Florida	64	Gainesville
3/3/2011	AR	59	Florida	68	Nashville (SEC)
1/29/2012	AR	73	Florida	72 (2ot)	Fayetteville
3/7/2013	AR	58	Florida	69	Gainesville
3/7/2013	AR	59	Florida	64	Duluth (SEC)
1/9/2014	AR	52	Florida	59	Gainesville
2/6/2014	AR	55	Florida	49	Fayetteville
1/25/2015	AR	58	Florida	72	Gainesville

FLORIDA A&M 2-0

Games: 2
Series Record: Arkansas leads 2-0
Fayetteville: 2-0
Tallahassee: 0-0
Neutral: 0-0

11/24/1995	AR	80	Florida AM	73	Fayetteville
11/12/2010	AR	71	Florida AM	62	Fayetteville

FLORIDA STATE 1-0

Games: 1
Series Record: Arkansas leads 1-0
Fayetteville: 0-0
Tallahassee: 0-0
Neutral: 1-0

2/13/2011	AR	55	#13 FSU	52	Daytona Beach
-----------	----	----	---------	----	---------------

FURMAN 3-0

Games: 3
Series Record: Arkansas leads 3-0
Fayetteville: 2-0
Furman: 1-0
Neutral: 1-0

12/28/2010	AR (22)	88	Furman	44	Fayetteville
12/16/2012	AR	73	Furman	38	Furman
11/16/2013	AR	74	Furman	45	Fayetteville

GEORGE WASHINGTON 0-2

Games: 2
Series Record: Arkansas trails 0-2
Fayetteville: 0-1
Washington DC: 0-1
Neutral: 0-0

12/5/1998	AR	56	GW	74	Washington, D.C.
1/3/2000	AR	71	GW	83	Fayetteville

GEORGIA SOUTHERN 2-0

Games: 2
Series Record: Arkansas leads 2-0
Fayetteville: 1-0
Statesboro: 0-0
Neutral: 1-0

11/28/1997	AR	104	Ga. Southern	71	Fayetteville
11/23/2007	AR	77	Ga. Southern	51	San Antonio

GEORGIA STATE 1-0

Games: 1
Series Record: Arkansas leads 1-0
Fayetteville: 0-0
Atlanta: 0-0
Neutral: 1-0

1/14/1983	AR	70	Ga. State	62	Lexington, Ky.
-----------	----	----	-----------	----	----------------

GEORGIA TECH..... 2-0

Games: 2
Series Record: Arkansas leads 2-0
Fayetteville: 0-0
Atlanta: 0-0
Neutral: 1-0
Postseason: 1-0 (WNIT)

3/21/2000	AR	78	Georgia Tech	67	F'ville (WNIT)
2/13/2005	AR	71	Georgia Tech	59	Duluth, Ga.

GEORGIA 5-29

Games: 34
Series Record: Arkansas trails 5-29
Fayetteville: 3-14
Athens: 2-14
Neutral: 0-1

12/10/1980	AR	49	GA	61	Fayetteville
3/18/1990	#22 AR	81	#7 GA	70	Athens
12/19/1991	#20 AR	62	GA	79	Fayetteville
1/13/1993	AR	71	GA	91	Athens
3/5/1993	#25 AR	73	GA	84	Fayetteville
1/8/1994	AR	64	GA	73	Fayetteville
3/4/1994	AR	62	GA	84	Fayetteville
1/8/1995	#24 AR	67	#11 GA	72	Athens
2/24/1996	AR	54	#2 GA	87	Fayetteville
2/23/1997	#20 AR	63	#5 GA	79	Athens
1/21/1998	AR	51	#18 GA	81	Athens
2/20/1998	AR	81	GA	86 (OT)	Fayetteville
1/21/1999	AR	59	#5 GA	68	Fayetteville
2/21/1999	AR	82	#14 GA	98	Athens
2/20/2000	AR	69	GA	72	Fayetteville
2/18/2001	AR	60	#5 GA	81	Athens
3/3/2001	AR	44	#6 GA	63	Memphis
2/24/2002	AR	66	#23 GA	45	Fayetteville
2/23/2003	#15 AR	60	#13 GA	69	Athens
2/8/2004	AR	71	#16 GA	63	Fayetteville
12/30/2004	AR	57	#16 GA	78	Athens
2/23/2006	AR	80	#13 GA	86	Fayetteville
2/25/2007	AR	51	#11 GA	69	Athens
2/7/2008	AR	58	#24 GA	72	Fayetteville
2/8/2009	AR	77	GA	64	Athens
1/17/2010	AR	63	#6 GA	73	Fayetteville
2/28/2010	AR	48	#24 GA	79	Athens
1/13/2011	#20 AR	56	GA	59	Fayetteville
2/3/2011	AR	54	#24 GA	57 (OT)	Athens
1/1/2012	AR	57	#17/15 GA	67	Athens
1/17/2013	AR	53	#13/12 GA	57	Fayetteville
2/21/2013	AR	34	#13/12 GA	66	Athens
1/16/2014	AR	58	GA	60	Athens
2/9/2015	AR	54	#24/21 GA	48	Fayetteville

GRAMBLING STATE 7-0

Games: 7
Series Record: Arkansas leads 7-0
Fayetteville: 4-0
Grambling: 1-0
Neutral: 2-0

12/17/1981	AR	83	Grambling St.	60	Fayetteville
1/7/1983	AR	57	Grambling St.	52	Grambling
12/16/1984	AR	96	Grambling St.	57	Little Rock, Ark.
12/6/1991	AR	90	Grambling St.	66	Houston, Texas
11/29/2005	AR	88	Grambling St.	69	Fayetteville
11/25/2011	AR	69	Grambling St.	49	Fayetteville
12/29/2014	RV AR	77	Grambling St.	35	Fayetteville

HAMPTON 1-0

Games: 1
Series Record: Arkansas leads 1-0
Fayetteville: 0-0
Hampton: 0-0
Neutral: 1-0

11/29/2002	AR	78	Hampton	41	US Virgin Isl.
------------	----	----	---------	----	----------------

HARVARD 2-0

Games: 2
Series Record: Arkansas leads 2-0
Fayetteville: 0-0
Cambridge: 0-0
Neutral: 2-0
Postseason: 1-0 (NCAA)

3/16/1998	AR	82	Harvard	64	Palo Alto (NCAA)
12/21/2000	AR	87	Harvard	48	NLR, Ark.

HAWAII' I 4-2

Games: 6
Series Record: Arkansas leads 4-2
Fayetteville: 0-0
Honolulu: 3-2
Neutral: 1-0
Postseason: 1-0 (NCAA)

12/4/1987	AR	66	Hawaii'i	85	Honolulu
12/5/1993	AR	58	Hawaii'i	88	Honolulu
3/14/1998	AR	76	Hawaii'i	70	Palo Alto (NCAA)
11/26/2000	AR	76	Hawaii'i	73	Honolulu
11/25/2006	AR	70	Hawaii'i	56	Honolulu
11/24/2012	AR	83	Hawaii'i	68	Honolulu

HIGH POINT 2-0

Games: 2
Series Record: Arkansas leads 2-0
Fayetteville: 2-0
High Point: 0-0
Neutral: 0-0

11/19/2008	AR	63	High Point	46	Fayetteville
11/26/2010	AR	82	High Point	63	Fayetteville

HOUSTON 14-8

Games: 22
Series Record: Arkansas leads 14-8
Fayetteville: 6-2
Houston: 7-6
Neutral: 1-0

2/9/1979	AR	40	Houston	69	Houston
2/13/1982	AR	72	Houston	62	Houston
1/29/1983	AR	62	Houston	58	Houston
1/26/1984	AR	68	Houston	58	Fayetteville
2/25/1984	AR	54	Houston	66	Houston
1/19/1985	AR	62	Houston	79	Houston
2/19/1985	AR	71	Houston	73	Fayetteville
1/14/1986	AR	66	Houston	60	Fayetteville
2/15/1986	AR	77	Houston	67	Houston
1/14/1987	AR	76	Houston (OT)	78	Houston
2/10/1987	AR	78	Houston	60	Fayetteville
3/5/1987	AR	96	Houston	82	Dallas, Texas
1/30/1988	AR	58	Houston	70	Fayetteville
3/2/1988	AR	89	Houston	97	Houston
1/31/1989	AR	84	Houston	82	Houston
3/4/1989	AR	90	Houston	88	Fayetteville
1/3/1990	AR	75	Houston	64	Houston

2/3/1990	AR	88	Houston	70	Fayetteville
1/5/1991	AR	88	Houston	61	Fayetteville
2/6/1991	AR	78	Houston	76	Houston
3/7/1991	AR	83	Houston (OT)	77	Houston
12/7/1991	AR	61	Houston	78	Houston

HOWARD 1-0

Games: 1
Series Record: Arkansas leads 1-0
Fayetteville: 1-0
Washington DC: 0-0
Neutral: 0-0

2/15/2001	AR	98	Howard	69	Fayetteville
-----------	----	----	--------	----	--------------

IDAHO STATE 1-0

Games: 1
Series Record: Arkansas leads 1-0
Fayetteville: 0-0
Pocatello: 0-0
Neutral: 1-0

11/26/2004	AR	69	Idaho State	59	Corpus Christi
------------	----	----	-------------	----	----------------

ILLINOIS 0-2

Games: 2
Series Record: Arkansas trails 0-2
Fayetteville: 0-0
Champaign: 0-2
Neutral: 0-0

1/9/1996	AR	64	Illinois	88	Champaign
1/8/1997	AR	81	Illinois	100	Champaign

ILLINOIS STATE 0-1

Games: 1
Series Record: Arkansas trails 1-0
Fayetteville: 0-0
Bloomington: 0-1
Neutral: 0-0
Postseason: 0-1

3/27/2011	AR	49	Ill State	60	Bloomington
-----------	----	----	-----------	----	-------------

INDIANA 3-1

Games: 4
Series Record: Arkansas leads 3-1
Fayetteville: 1-1
Bloomington: 1-0
Neutral: 1-0

2/26/1982	AR	60	Indiana	63	Fayetteville
11/27/1982	AR	62	Indiana	61	Manhattan, Kan.
12/20/2003	AR	78	Indiana	70	Bloomington
12/1/2004	AR	53	Indiana	50	Fayetteville

IONA 1-0

Games: 1
Series Record: Arkansas leads 1-0
Fayetteville: 0-0
New Rochelle: 0-0
Neutral: 1-0

11/26/2009	AR	66	Iona	60	Cancun, Mex.
------------	----	----	------	----	--------------

IOWA 3-0

Games: 3
Series Record: Arkansas leads 3-0
Fayetteville: 1-0
Iowa City: 0-0
Neutral: 2-0

11/23/1997	AR	83	Iowa	57	Boston
1/30/2000	AR	72	Iowa	65	Fayetteville
11/28/2014 RV	AR	77	#17/16 Iowa	67	Las Vegas

IOWA STATE..... 1-1

Games: 2
Series Record: Series tied at 1-1
Fayetteville: 1-0
Ames: 0-1
Neutral: 0-0

11/19/1979	AR	56	Iowa State	39	Fayetteville
12/20/1980	AR	60	Iowa State	71	Ames

JACKSON STATE 3-0

Games: 3
Series Record: Arkansas leads 3-0
Fayetteville: 3-0
Jackson: 0-0
Neutral: 0-0

2/25/1993	AR	82	Jackson St.	39	Fayetteville
11/14/2007	AR	72	Jackson St.	49	Fayetteville
11/9/2012	AR	97	Jackson St.	58	Fayetteville

JOHN BROWN 6-0

Games: 6
Series Record: Arkansas leads 6-0
Fayetteville: 3-0
Siloam Springs: 3-0
Neutral: 0-0

12/1/1976	AR	92	John Brown	87	Siloam Springs
12/11/1976	AR	76	John Brown	57	Fayetteville
12/1/1977	AR	75	John Brown	46	Siloam Springs
1/21/1978	AR	70	John Brown	57	Fayetteville
11/28/1978	AR	55	John Brown	47	Siloam Springs
12/16/1978	AR	73	John Brown	48	Fayetteville

KANSAS 4-3

Games: 7
Series Record: Series tied 4-3
Fayetteville: 1-1
Lawrence: 1-1
Neutral: 2-1
Postseason: 1-1 (NCAA)

11/25/1983	AR	72	Kansas	53	Minneapolis
11/28/1987	AR	68	Kansas	75	Lawrence
12/9/1989	AR	51	Kansas	56	Fayetteville
3/21/1998	AR	79	Kansas	63	Oakland (NCAA)
3/26/2009	AR	59	Kansas	75	Manhattan (NCAA)
12/6/2012	AR	64	#17 Kansas	56	Fayetteville
12/4/2013	AR	64	Kansas	53	Lawrence

KANSAS STATE 2-3

Games: 5
Series Record: Arkansas trails 2-3
Fayetteville: 2-0
Manhattan: 0-3
Neutral: 0-0
Postseason: 0-1 (NCAA); 0-1 (WNIT)

1/2/1982	AR	68	Kansas State	53	Fayetteville
11/26/1982	AR	79	Kansas State	86	Manhattan
3/17/2002	AR	68	Kansas State	82	Manhattan (NCAA)
12/6/2008	AR	56	Kansas State	65	Manhattan (WNIT)
12/2/2009	AR	60	Kansas State	58	Fayetteville

KENT STATE..... 1-1

Games: 2
Series Record: Series tied 1-1
Fayetteville: 1-0
Kent: 0-1
Neutral: 0-0

12/21/1991	AR	89	Kent State	72	Fayetteville
11/30/1993	AR	81	Kent State	86	Kent, Ohio

KENTUCKY 13-19

Games: 32
Series Record: Arkansas trails 13-19
Fayetteville: 9-5
Lexington: 3-12
Neutral: 1-2

1/15/1983	AR	43	KY	77	Lexington
1/24/1992	AR	74	KY	75 (OT)	Lexington

3/6/1992	AR	63	KY	79	Albany, Ga.
1/23/1993	AR	45	KY	43	Fayetteville
2/5/1994	AR	60	KY	81	Lexington
2/4/1995	AR	62	KY	56	Fayetteville
1/28/1996	AR	65	KY	69	Lexington
1/25/1997	AR	88	KY	55	Fayetteville
2/28/1997	AR	71	KY	60	Chattanooga
1/31/1998	AR	79	KY	63	Lexington
1/31/1999	AR	74	KY	69 (OT)	Fayetteville
1/16/2000	AR	60	KY	68	Lexington
2/6/2000	AR	83	KY	70	Fayetteville
1/14/2001	AR	69	KY	50	Fayetteville
2/4/2001	AR	84	KY	78	Lexington
1/17/2002	AR	76	KY	64	Fayetteville
2/13/2003	AR	70	KY	60	Lexington
2/19/2004	AR	69	KY	58	Fayetteville
2/27/2005	AR	67	KY	73	Lexington
2/12/2006	AR	50	KY	79	Fayetteville
2/18/2007	AR	60	KY	87	Lexington
3/1/2007	AR	57	KY	72	Duluth, Ga.
2/24/2008	AR	56	KY	59	Fayetteville
1/11/2009	AR	63	KY	72	Lexington
1/21/2010	AR	52	#25 KY	69	Lexington
2/7/2010	AR	57	#18 KY	71	Fayetteville
1/6/2011	#25 AR	78	#10 KY	67	Fayetteville
1/24/2011	AR	54	#20 KY	55	Lexington
1/5/2012	AR	72	#6/7 KY	84	Lexington
2/7/2013	AR	74	#8/10 KY	80 (OT)	Fayetteville
1/26/2014	AR	58	#8/9 KY	68	Lexington
2/26/2015	AR	51	#13/15 KY	56	Fayetteville

LOUISIANA TECH..... 0-3

Games: 3
Series Record: Arkansas trails 0-3
Fayetteville: 0-1
Ruston: 0-2
Neutral: 0-0

11/30/1978	AR	28	La. Tech	82	Ruston
1/8/1983	AR	34	La. Tech	74	Ruston
11/29/1983	AR	52	La. Tech	75	Fayetteville

LA-LAFAYETTE (USL) 3-0

Games: 3
Series Record: Arkansas leads 3-0
Fayetteville: 1-0
Lafayette: 1-0
Neutral: 1-0

1/15/1982	AR	90	SW Louisiana	59	Lafayette, La.
1/6/2003	AR	75	La.-Lafayette	57	Fayetteville
12/16/2004	AR	82	La.-Lafayette	68	NLR, Ark.

LOUISIANA-MONROE (NLU) 9-0

Games: 9
Series Record: Arkansas leads 9-0
Fayetteville: 6-0
Monroe: 3-0
Neutral: 0-0

11/25/1980	AR	77	Northeast La.	68	Fayetteville
12/5/1981	AR	70	Northeast La.	68	Monroe
11/29/1994	AR	74	Northeast La.	59	Fayetteville
11/29/1995	AR	77	Northeast La.	62	Monroe
11/20/1999	AR	85	La.-Monroe	48	Fayetteville
1/24/2001	AR	86	La.-Monroe	70	Monroe
11/17/2001	AR	99	La.-Monroe	47	Fayetteville
11/13/2006	AR	62	La.-Monroe	54	Fayetteville
11/15/2008	AR	77	La.-Monroe	38	Fayetteville

LAMAR 2-3

Games: 5
Series Record: Arkansas trails 2-3
Fayetteville: 1-0
Beaumont: 1-1
Neutral: 0-2
Postseason: 0-1 (NCAA); WNIT (1-0)

2/10/1978	AR	50	Lamar	55	Houston, Texas
1/28/1983	AR	52	Lamar	60	Beaumont, Texas
1/29/1986	AR	67	Lamar	55	Beaumont, Texas
3/21/1991	AR	75	Lamar	91	Austin (NCAA)
3/17/2011	AR	91	Lamar	65	F'ville (WNIT)

LIPSCOMB 2-0

Games: 2
Series Record: Arkansas leads 2-0
Fayetteville: 1-0
Nashville: 1-0
Neutral: 0-0

11/17/2006	AR	77	Lipscomb	39	Nashville
11/11/2007	AR	87	Lipscomb	60	Fayetteville

LOUISVILLE 2-0

Games: 2
Series Record: Arkansas leads 2-0
Fayetteville: 1-0
Louisville: 1-0
Neutral: 0-0

12/4/1997	AR	69	Louisville	57	Louisville
11/21/1998	AR	70	Louisville	61	Fayetteville

LOYOLA-CHICAGO 1-0

Games: 1
Series Record: Arkansas leads 1-0
Fayetteville: 0-0
Chicago: 1-0
Neutral: 0-0

12/19/1992	AR	75	Loyola-Chic.	70	Chicago
------------	----	----	--------------	----	---------

LOYOLA MARYMOUNT 1-2

Games: 3
Series Record: Arkansas trails 1-2
Fayetteville: 1-0
Los Angeles: 0-1
Neutral: 0-1

12/5/1987	AR	58	ULM	60	Honolulu
12/30/2002	AR	87	ULM	52	Fayetteville
11/29/2003	AR	58	ULM	64	Los Angeles

LSU 15-29

Games: 44
Series Record: Arkansas trails 14-29
Fayetteville: 9-12
Baton Rouge: 6-14
Neutral: 0-3

2/11/1992	AR	74	LSU	66	Fayetteville
2/10/1993	AR	69	LSU	66	Baton Rouge
2/7/1994	AR	64	LSU	75	Fayetteville
2/14/1995	#18 AR	82	LSU	72	Baton Rouge
1/23/1996	#22 AR	73	LSU	72	Baton Rouge
1/31/1996	#24 AR	74	LSU	65	Fayetteville
3/23/1996	AR	63	LSU	91	Amarillo
1/21/1997	#13 AR	72	LSU	79	Baton Rouge
2/19/1997	#20 AR	66	#3 LSU	76	Fayetteville
1/6/1998	AR	81	LSU	66	Fayetteville
2/11/1998	AR	55	LSU	77	Baton Rouge
1/6/1999	AR	51	LSU	85	Baton Rouge
2/11/1999	AR	86	#20 LSU	61	Fayetteville
1/13/2000	AR	69	#17 LSU	82	Fayetteville
2/12/2000	AR	51	#7 LSU	68	Baton Rouge
1/11/2001	AR	54	#9 LSU	61	Baton Rouge
2/11/2001	AR	58	#14 LSU	62	Fayetteville
1/20/2002	AR	55	LSU	65	Baton Rouge
2/10/2002	AR	80	LSU	71	Fayetteville
1/19/2003	#10 AR	82	#2 LSU	72	Fayetteville
2/27/2003	#21 AR	57	#4 LSU	70	Baton Rouge
3/7/2003	#23 AR	72	#6 LSU	78	N. Little Rock
1/22/2004	AR	65	#12 LSU	73	Fayetteville
2/12/2004	AR	65	#16 LSU	92	Baton Rouge
1/20/2005	AR	45	#2 LSU	91	Baton Rouge
2/24/2005	AR	64	#1 LSU	90	Fayetteville
2/2/2006	AR	59	#3 LSU	93	Fayetteville
2/19/2006	AR	42	#2 LSU	64	Baton Rouge
1/25/2007	AR	53	#8 LSU	70	Baton Rouge
2/15/2007	AR	65	#7 LSU	86	Fayetteville
1/10/2008	AR	54	#11 LSU	76	Fayetteville
2/28/2008	AR	46	#6 LSU	83	Baton Rouge
1/8/2009	AR	42	LSU	62	Fayetteville
2/5/2009	AR	53	LSU	68	Baton Rouge
1/7/2010	AR	38	#11 LSU	65	Fayetteville
2/25/2010	AR	53	#20 LSU	70	Baton Rouge
1/27/2011	AR	53	LSU	45	Baton Rouge

2/20/2011	AR	42	LSU	40	Fayetteville
1/22/2012	AR	72	LSU	52	Baton Rouge
2/16/2012	AR	42	LSU	50	Fayetteville
3/2/2012	AR	40	LSU	41	Nashville (SEC)
1/10/2013	AR	63	LSU	54	Fayetteville
2/23/2014	AR	57	#19/18 LSU	53	Baton Rouge
2/22/2015	AR	63	LSU	41	Fayetteville

MARQUETTE 1-0

Games: 1
Series Record: Arkansas leads 1-0
Fayetteville: 0-0
Hanover: 1-0
Neutral: 0-0

12/30/2007	AR	71	Marquette	69	Hanover, NH
------------	----	----	-----------	----	-------------

MARYLAND 1-1

Games: 2
Series Record: Series tied 1-1
Fayetteville: 0-0
College Park: 0-0
Neutral: 1-1

11/25/1988	AR	84	Maryland	110	Auburn, Ala.
12/29/1990	AR	79	Maryland	68	Piscataway, NJ

MCNEESE STATE 3-1

Games: 4
Series Record: Arkansas leads 3-1
Fayetteville: 3-0
Lake Charles: 0-1
Neutral: 0-0

2/14/1981	AR	77	McNeese St.	62	Fayetteville
1/16/1982	AR	75	McNeese St.	96	Lake Charles
12/20/1996	AR	81	McNeese St.	54	Fayetteville
12/30/2003	AR	72	McNeese St.	52	Fayetteville

MEMPHIS (STATE) 12-8

Games: 13
Series Record: Arkansas leads 12-8
Fayetteville: 8-1
Memphis: 4-6
Neutral: 0-1
Postseason: 1-0 (WNIT)

2/22/1979	AR	66	Memp. State	86	Memphis
2/12/1980	AR	65	Memp. State	71	Fayetteville
2/17/1981	AR	57	Memp. State	86	Memphis
12/22/1985	AR	76	Memp. State	64	Fayetteville
12/22/1986	AR	60	Memp. State	79	Memphis
1/5/1992	AR	50	Memp. State	58	Memphis
2/2/1993	AR	82	Memp. State	60	Fayetteville
12/19/1997	AR	93	Memphis	84	Fayetteville
12/1/1998	AR	58	Memphis	70	Memphis
12/19/1999	AR	82	Memphis	88	NLR, Ark.
11/18/2000	AR	58	Memphis	66	Memphis
12/2/2001	AR	85	Memphis	48	Fayetteville
1/9/2003	AR	78	Memphis	64	Memphis
1/2/2004	AR	79	Memphis	75	Fayetteville
12/7/2004	AR	59	Memphis	53	Memphis
11/21/2005	AR	99	Memphis	53	Fayetteville
12/18/2006	AR	70	Memphis	54	Memphis
12/18/2007	AR	91	Memphis	66	Fayetteville
12/3/2008	AR	76	Memphis	69	Memphis
3/21/2013	AR	67	Memphis	57	F'ville (WNIT)

MIAMI (FLORIDA) 1-0

Games: 1
Series Record: Arkansas leads 1-0
Fayetteville: 0-0
Miami: 0-0
Neutral: 1-0

11/23/1984	AR	79	Miami	58	Sanford, Fla.
------------	----	----	-------	----	---------------

MICHIGAN 1-0

Games: 1
Series Record: Arkansas leads 1-0
Fayetteville: 0-0
Ann Arbor: 0-0
Neutral: 1-0

11/24/2000	AR	78	Michigan	67	Honolulu
------------	----	----	----------	----	----------

MIDDLE TENNESSEE STATE 5-0

Games: 5
Series Record: Arkansas leads 5-0
Fayetteville: 3-0
Murfreesboro: 2-0
Neutral: 0-0

2/5/1983	AR	73	MTSU	72	Fayetteville
11/21/2010	AR	77	MTSU	50	Fayetteville
12/3/2011	AR	59	MTSU	53	Murfreesboro
11/19/2013	AR	66	MTSU	51	Fayetteville
11/20/2014	RV AR	58	RV MTSU	51	Murfreesboro

MINNESOTA 1-1

Games: 2
Series Record: Series tied 1-1
Fayetteville: 0-0
Minneapolis: 1-0
Neutral: 0-1

11/26/1983	AR	76	Minnesota	60	Minneapolis
11/11/2011	AR	60	Minnesota	68	Daytona Beach

MISSISSIPPI (OLE MISS) 15-25

Games: 40
Series Record: Arkansas trails 14-24
Fayetteville: 10-5
Oxford: 2-15
Neutral: 3-5

12/14/1985	AR	61	#8 MS	76	Oxford
12/9/1987	AR	72	#8 MS	88	Pine Bluff
12/7/1988	AR	63	#9 MS	75	Oxford
12/15/1990	#13 AR	79	#8 MS	70	Fayetteville
1/4/1992	AR	65	MS	66	Oxford
1/2/1993	AR	73	MS	72	Fayetteville
1/16/1994	AR	54	MS	56	Oxford
1/14/1995	AR	74	#17 MS	75	Fayetteville
2/17/1996	AR	62	#21 MS	73	Oxford
3/1/1996	AR	73	#23 MS	76	Chattanooga
2/16/1997	#21 AR	71	MS	62	Fayetteville
2/14/1998	AR	50	MS	68	Oxford
2/14/1999	AR	73	MS	80	Fayetteville
2/27/2000	AR	63	MS	78	Oxford
2/24/2001	AR	82	MS	64	Fayetteville
1/6/2002	AR	46	MS	81	Oxford
2/28/2002	AR	78	MS	60	Nashville
2/9/2003	#14 AR	62	MS	60	Fayetteville
1/11/2004	AR	67	MS	61	Fayetteville
2/29/2004	AR	73	MS	84	Oxford
1/9/2005	AR	73	MS	85	Oxford
1/30/2005	AR	52	MS	75	Fayetteville
2/26/2006	AR	78	MS	85	Oxford
3/2/2006	AR	64	MS	94	N. Little Rock
2/4/2007	#20 AR	87	MS	90 (2OT)	Fayetteville
1/13/2008	AR	55	MS	63	Oxford
2/15/2009	AR	70	MS	59	Fayetteville
3/5/2009	AR	60	MS	65	N. Little Rock
1/10/2010	AR	71	MS	86	Oxford
2/18/2010	AR	67	MS	59	Fayetteville
1/23/2011	#23 AR	65	MS	69	Fayetteville
2/17/2011	AR	56	MS	53	Oxford
1/12/2012	AR	54	MS	60	Oxford
3/1/2012	AR	67	MS	47	Nashville (SEC)
1/31/2013	AR	77	MS	66	Oxford
3/3/2013	AR	93	MS	52	Fayetteville
1/19/2014	AR	68	MS	65	Fayetteville
3/5/2015	AR	62	MS	63	Duluth (SEC)
1/2/2015	AR	57	MS	71	Oxford
3/5/2015	RV AR	72	MS	61	N. Little Rock

MISSISSIPPI COLLEGE 0-1

Games: 1
Series Record: Arkansas trails 0-1
Fayetteville: 0-1
Clinton: 0-0
Neutral: 0-1

12/1/1978	AR	47	Miss. College	86	Ruston, La.
-----------	----	----	---------------	----	-------------

MISSISSIPPI STATE 18-15

Games: 33
Series Record: Arkansas leads 18-15
Fayetteville: 10-4
Starkville: 6-9
Neutral: 2-2

2/15/1992	AR	66	MSU	76	Starkville
2/13/1993	AR	80	MSU	51	Fayetteville
2/26/1994	AR	67	MSU	61	Starkville
2/26/1995	AR	86	MSU	63	Fayetteville
1/6/1996	AR	67	MSU	77	Starkville
1/5/1997	AR	84	MSU	67	Fayetteville
1/15/1998	AR	80	MSU	73	Starkville
1/28/1998	AR	89	MSU	70	Fayetteville
1/14/1999	AR	85	MSU	58	Fayetteville
1/28/1999	AR	60	MSU	81	Starkville
2/24/1999	AR	70	MSU	79	Chattanooga
1/20/2000	AR	56	#22 MSU	69	Starkville
1/18/2001	AR	72	#21 MSU	45	Fayetteville
3/1/2001	AR	94	MSU	76	Memphis
1/24/2002	AR	82	MSU (OT)	85	Starkville
2/20/2003	AR	59	#16 MSU	72	Fayetteville
2/1/2004	AR	55	MSU	57	Starkville
3/4/2004	AR	74	MSU	79	Nashville
1/16/2005	AR	83	MSU	71	Fayetteville
3/3/2005	AR	80	MSU	73	Nashville
1/5/2006	AR	66	MSU	45	Starkville
1/22/2006	AR	60	MSU	58	Fayetteville
1/7/2007	#20 AR	73	MSU	81	Starkville
2/1/2007	AR	75	MSU	80	Fayetteville
1/27/2008	AR	56	MSU	42	Fayetteville
1/25/2009	AR	65	MSU	62	Starkville
1/14/2010	AR	60	MSU	78	Fayetteville
1/9/2011	AR	61	MSU	56	Starkville
1/26/2012	AR	51	MSU	35	Starkville
2/19/2012	AR	67	MSU	53	Fayetteville
2/3/2013	AR	44	MSU	47	Starkville
1/12/2014	#25 AR	50	MSU	54	Fayetteville
1/8/2015	AR	57	#14/15 MSU	72	Starkville

MISSISSIPPI VALLEY STATE 10-0

Games: 10
Series Record: Arkansas leads 10-0
Fayetteville: 9-0
Itta Bena: 0-0
Neutral: 1-0
Postseason: 1-0 (WNIT)

12/4/1986	AR	95	MVSU	82	Fayetteville
11/30/1987	AR	76	MVSU	71	Fayetteville
12/10/1988	AR	107	MVSU	83	Fayetteville
11/24/1989	AR	93	MVSU	50	Fayetteville
2/13/2002	AR	83	MVSU	37	Fayetteville
12/5/2008	AR	79	MVSU	46	Man., Kan., WNIT
11/17/2010	AR	55	MVSU	54	Fayetteville
12/28/2011	AR	59	MVSU	40	Fayetteville
12/19/2012	AR	99	MVSU	42	Fayetteville
12/28/2013	AR	100	MVSU	54	Fayetteville

MISSOURI 10-5

Games: 15
SEC: 5-1
Series Record: Arkansas leads 10-5
Fayetteville: 5-1
Columbia: 4-4
Neutral: 1-0
Postseason: 0-1 (NCAA); 1-0 (WNIT)

3/12/1986	AR	65	Missouri	66	Columbia (NCAA)
11/30/1986	AR	66	Missouri	69	Columbia
12/30/1997	AR	80	Missouri	79	Bowling Green, Ky.
12/19/1998	AR	80	Missouri	60	Fayetteville
11/22/1999	AR	83	Missouri	76	Columbia
3/18/2000	AR	89	Missouri (OT)	88	F'ville (WNIT)
11/20/2000	AR	67	Missouri	79	Columbia
11/28/2007	AR	66	Missouri	53	Columbia
12/21/2008	AR	55	Missouri	56	Fayetteville
1/24/2013	AR	58	Missouri	50	Columbia
2/17/2013	AR	61	Missouri	40	Fayetteville
1/5/2014	AR	69	Missouri	66	Columbia
3/2/2014	AR	72	Missouri	70	Fayetteville
1/18/2015	AR	73	Missouri	55	Fayetteville
3/1/2015	AR	41	Missouri	57	Columbia

MISSOURI SOUTHERN 2-0

Games: 2
Series Record: Arkansas leads 2-0
Fayetteville: 1-0
Joplin: 1-0
Neutral: 0-0

11/16/1979	AR	53	Missouri So.	45	Fayetteville
11/18/1980	AR	67	Missouri So.	61	Joplin, Mo.

MISSOURI STATE (SW MISSOURI) 21-6

Games: 27
Series Record: Arkansas leads 21-6
Fayetteville: 11-3
Springfield: 10-3
Neutral: 0-0
Postseason: 1-0 (WNIT)

1/29/1977	AR	56	SMSU	46	Springfield
2/7/1978	AR	66	SMSU	35	Fayetteville
2/1/1979	AR	58	SMSU	67	Springfield
1/29/1980	AR	68	SMSU	36	Fayetteville
3/2/1983	AR	76	SMSU	54	Fayetteville
12/6/1983	AR	78	SMSU	45	Springfield
12/8/1984	AR	76	SMSU	64	Springfield
11/26/1985	AR	94	SMSU	51	Fayetteville
12/18/1986	AR	78	SMSU	61	Springfield
12/19/1987	AR	85	SMSU	71	Fayetteville
12/17/1988	AR	88	SMSU	66	Springfield
11/29/1989	AR	87	SMSU	60	Fayetteville
12/12/1990	#13 AR	62	SMSU	55	Springfield
12/30/1991	#25 AR	52	#24 SMSU	67	Fayetteville
12/1/1992	AR	55	#13 SMSU	64	Springfield
12/29/1993	AR	66	#23 SMSU	63	Fayetteville
12/10/1994	AR	61	#25 SMSU	60	Springfield
12/10/1995	#7 AR	65	SMSU	58	Fayetteville
11/26/1996	#20 AR	75	SMSU	62	Springfield
12/7/1997	#20 AR	67	SMSU	79	Fayetteville
12/8/1998	AR	50	SMSU	70	Fayetteville
12/8/1999	AR	64	Mo. State	58	Fayetteville
11/23/2001	AR	48	Mo. State	64	Springfield
12/19/2002	#10 AR	64	Mo. State	46	Fayetteville
3/20/2011	AR	65	Mo. State	64	Springfield (WNIT)
11/22/2013	AR	78	Mo. State	44	Fayetteville
12/10/2014	RV AR	59	Mo. State	50	Springfield

MONTANA 4-0

Games: 4
Series Record: Arkansas leads 4-0
Fayetteville: 1-0
Missoula: 1-0
Neutral: 2-0
Postseason: 1-0 (WNIT)

12/3/1982	AR	55	Montana	43	Berkley, Calif.
3/19/1987	AR	92	Montana	74	Amarillo (WNIT)
11/29/1997	AR	81	Montana	68	Fayetteville
12/30/1998	AR	74	Montana	54	Missoula

MONTANA STATE 1-1

Games: 2
Series Record: Series tied 1-1
Fayetteville: 1-0
Billingsly: 0-0
Neutral: 0-1

12/13/1986	AR	68	Montana St.	70	Long Beach, Calif.
1/5/2003	AR	85	Montana St.	37	Fayetteville

MORGAN STATE 1-0

Games: 1
Series Record: Arkansas leads 1-0
Fayetteville: 1-0
Baltimore: 0-0
Neutral: 0-0

12/19/2011	AR	81	Morgan St.	50	Fayetteville
------------	----	----	------------	----	--------------

MURRAY STATE 2-0

Games: 2
Series Record: Arkansas leads 2-0
Fayetteville: 2-0
Tishomingo: 0-0
Neutral: 0-0

2/4/1983	AR	100	Murray State	69	Fayetteville
12/5/1990	AR	102	Murray State	48	Fayetteville

NEW HAMPSHIRE 1-0

Games: 1
Series Record: Arkansas leads 1-0
Fayetteville: 0-0
Durham: 0-0
Neutral: 1-0

1/4/1995	AR	75	NH	41	Miami, Fla.
----------	----	----	----	----	-------------

NEW MEXICO 1-1

Games: 2
Series Record: Series tied 1-1
Fayetteville: 0-0
Albuquerque: 0-1
Neutral: 1-0

1/10/1981	AR	69	New Mexico	50	Wichita, Kan.
12/21/1999	AR	66	New Mexico	71	Albuquerque

NEVADA-LAS VEGAS 2-1

Games: 3
Series Record: Arkansas leads 2-1
Fayetteville: 1-0
Las Vegas: 1-1
Neutral: 0-0
Postseason: 1-0 (WNIT)

1/7/1984	AR	62	UNLV	68	Las Vegas
11/26/1994	AR	88	UNLV	75	Las Vegas
3/18/2005	AR	61	UNLV	48	F'ville (WNIT)

NEW ORLEANS 7-0

Games: 7
Series Record: Arkansas leads 7-0
Fayetteville: 3-0
New Orleans: 2-0
Neutral: 2-0

1/11/1980	AR	71	New Orleans	47	New Orleans
3/13/1982	AR	76	New Orleans	74	Lubbock
2/2/1989	AR	61	New Orleans	60	Fayetteville
1/22/1990	AR	71	New Orleans	63	New Orleans
12/17/1993	AR	60	New Orleans	59	Fayetteville
12/21/2005	AR	84	New Orleans	46	Fayetteville
11/24/2007	AR	65	New Orleans	44	San Antonio

NICHOLLS STATE 2-0

Games: 2
Series Record: Arkansas leads 2-0
Fayetteville: 1-0
Thibodaux: 0-0
Neutral: 1-0

12/15/2005	AR	75	Nicholls St.	40	Hot Springs, Ark.
11/14/2014	RV AR	63	Nicholls	52	Fayetteville

NORTH ARKANSAS CC 0-2

Games: 2
Series Record: Arkansas trails 0-2
Fayetteville: 0-0
Bentonville: 0-0
Neutral: 0-2

11/19/1976	AR	67	No. Ark. CC	70	West Fork, Ark.
1/31/1977	AR	65	No. Ark. CC	67	Harrison, Ark.

NORTH CAROLINA 0-1

Games: 1
Series Record: Arkansas trails 0-1
Fayetteville: 0-0
Chapel Hill: 0-0
Neutral: 1-0

11/26/2006	AR	69	No. Carolina	94	Honolulu
------------	----	----	--------------	----	----------

NORTH CAROLINA STATE 0-1

Games: 1
Series Record: Arkansas trails 0-1
Fayetteville: 0-0
Raleigh: 0-0
Neutral: 0-1

11/25/2000	AR	46	NC State	48	Honolulu
------------	----	----	----------	----	----------

NORTH DAKOTA 1-0

Games: 1
Series Record: Arkansas leads 0-1
Fayetteville: 1-0
Grand Forks: 0-0
Neutral: 0-1

12/9/2008	AR	85	No. Dakota	73	Fayetteville
-----------	----	----	------------	----	--------------

NORTH TEXAS 2-1

Games: 3
Series Record: Arkansas leads 2-1
Fayetteville: 2-0
Denton: 0-1
Neutral: 0-0

2/8/1980	AR	50	No. Texas St.	59	Denton, Texas
12/4/1992	AR	102	No. Texas	58	Fayetteville
12/17/1999	AR	102	No. Texas	69	Fayetteville

NORTHEAST OKLAHOMA STATE 4-4

Games: 8
Series Record: Series tied 4-4
Fayetteville: 3-1
Miami: 1-3
Neutral: 0-0

1/22/1977	AR	62	NE Okla. St.	61	Fayetteville
2/4/1977	AR	54	NE Okla. St.	63	Miami, Okla.
1/24/1978	AR	47	NE Okla. St.	56	Miami, Okla.
2/4/1978	AR	72	NE Okla. St.	60	Fayetteville
1/20/1979	AR	64	NE Okla. St.	79	Miami, Okla.
2/14/1979	AR	63	NE Okla. St.	69	Fayetteville
12/15/1979	AR	62	NE Okla. St.	58	Fayetteville
2/1/1980	AR	57	NE Okla. St.	42	Miami, Okla.

NORTHERN IOWA 0-1

Games: 1
Series Record: Arkansas trails 0-1
Fayetteville: 0-1
Cedar Falls: 0-0
Neutral: 0-0

12/7/2001	AR	63	No. Iowa	67	Fayetteville
-----------	----	----	----------	----	--------------

NORTHWESTERN 3-1

Games: 4
Series Record: Arkansas leads 3-1
Fayetteville: 2-0
Chicago: 0-1
Neutral: 1-0

3/16/1991	AR	105	Northwestern	68	F'ville (NCAA)
11/23/2008	AR	60	Northwestern	44	Fayetteville
12/7/2009	AR	55	Northwestern	67	Chicago
3/20/2015	AR	57	#22/25 NU	55	Waco (NCAA)

NORTHWESTERN STATE 12-3

Games: 15
Series Record: Arkansas leads 12-3
Fayetteville: 8-0
Natchitoches: 0-3
Neutral: 4-0
Postseason: 2-0 (WNIT)

12/4/1980	AR	62	NW St.	73	Natchitoches
11/20/1981	AR	78	NW St.	64	Fayetteville
1/5/1983	AR	58	NW St.	62	Natchitoches
2/26/1983	AR	86	NW St.	76	Fayetteville
12/19/1983	AR	75	NW St.	73	Little Rock, Ark.
2/16/1993	AR	62	NW St.	77	Natchitoches
12/18/1993	AR	85	NW St.	74	Fayetteville
11/15/1995	AR	84	NW St. (20T)	83	F'ville (WNIT)
3/12/1999	AR	78	NW St.	60	F'ville (WNIT)
12/6/2002	AR	79	NW St.	60	Houston, Texas
12/18/2003	AR	78	NW St.	64	Hot Springs, Ark.
12/13/2007	AR	59	NW St.	43	Hot Springs, Ark.
12/21/2012	AR	80	NW St.	41	Fayetteville
12/7/2013	AR	74	NW St.	53	Fayetteville
11/23/2014	RV AR	78	NW St.	30	Fayetteville

OHIO STATE 1-0

Games: 1
Series Record: Arkansas leads 1-0
Fayetteville: 1-0
Columbus: 0-0
Neutral: 0-0

11/19/1995	AR	86	Ohio State	80	F'ville (WNIT)
------------	----	----	------------	----	----------------

OKLAHOMA 8-10

Games: 18
Series Record: Arkansas trails 8-10
Fayetteville: 4-2
Norman: 3-7
Neutral: 1-1

12/14/1977	AR	51	Oklahoma	80	Norman
2/20/1979	AR	53	Oklahoma	65	Fayetteville
2/16/1980	AR	50	Oklahoma	57	Norman
1/3/1981	AR	68	Oklahoma	75	Norman
2/7/1982	AR	64	Oklahoma	65	Norman
12/21/1985	AR	79	#14 Oklahoma	66	Fayetteville
12/6/1986	AR	70	Oklahoma	76	Norman
12/12/1989	AR	86	Oklahoma	68	Norman
11/27/1990	#8 AR	84	Oklahoma	72	Norman
1/13/1992	AR	57	Oklahoma	55	Norman
1/20/1993	AR	63	Oklahoma	70	Fayetteville
1/25/1994	AR	79	Oklahoma	93	Norman
2/22/1995	#25 AR	69	#16 Oklahoma	64	Fayetteville
3/14/1999	AR	97	Oklahoma (OT)	93	F'ville (WNIT)
12/5/2009	AR	86	#12 Okla. (OT)	87	Norman
12/19/10	AR	67	#10 Okla.	57	Fayetteville
11/24/2013	AR	70	#12 Okla.	73	Honolulu
12/21/2014	RV AR	71	Oklahoma	64	N. Little Rock

OKLAHOMA CITY 3-1

Games: 4
Series Record: Arkansas leads 3-1
Fayetteville: 1-0
Oklahoma City: 1-1
Neutral: 1-0
Postseason: 1-0 (SWIAW)

1/24/1981	AR	74	Oklahoma City	54	Fayetteville
2/5/1982	AR	48	Oklahoma City	54	Okla. City
3/11/1982	AR	78	Oklahoma City	67	Lubbock (SWIAW)
12/11/1982	AR	86	Oklahoma City	57	Okla. City

OKLAHOMA STATE 11-10

Games: 21
Series Record: Arkansas leads 11-10
Fayetteville: 8-3
Stillwater: 2-7
Neutral: 1-0

1/9/1978	AR	53	Oklahoma St.	56	Stillwater
2/18/1978	AR	55	Oklahoma St.	47	Fayetteville
12/5/1978	AR	50	Oklahoma St.	60	Stillwater
1/22/1980	AR	53	Oklahoma St.	59	Fayetteville
3/7/1981	AR	68	Oklahoma St.	69	Fayetteville
2/16/1982	AR	79	Oklahoma St.	70	Stillwater
12/3/1983	AR	71	Oklahoma St.	66	Fayetteville
12/1/1984	AR	73	Oklahoma St.	90	Stillwater
12/9/1985	AR	90	Oklahoma St.	51	Fayetteville
12/8/1986	AR	65	Oklahoma St.	68	Stillwater
12/8/1990	#8 AR	61	Oklahoma St.	75	Stillwater
12/3/1991	#18 AR	72	Oklahoma St.	57	Fayetteville
1/5/1993	AR	47	Oklahoma St.	62	Stillwater
3/1/1994	AR	90	Okla. St. (OT)	93	Fayetteville
1/25/1995	#21 AR	79	Oklahoma St.	65	Fayetteville
2/7/1996	AR	66	#21 Okla. St.	62	Fayetteville
12/1/2000	AR	69	Oklahoma St.	61	Okla. City
12/19/2001	AR	81	Oklahoma St.	78	Fayetteville
1/2/2003	#9 AR	58	Oklahoma St.	60	Stillwater
1/4/2004	AR	75	Oklahoma St.	55	Fayetteville
3/23/2009	#18 AR	61	Okla. St. (OT)	60	Stillwater

OLD DOMINION 1-0

Games: 1
Series Record: Arkansas leads 1-0
Fayetteville: 0-0
Norfolk: 0-0
Neutral: 1-0

11/28/2002	#17 AR	54	Old Dominion	49	US Virgin Isl
------------	--------	----	--------------	----	---------------

ORAL ROBERTS 18-8

Games: 26
Series Record: Arkansas leads 18-8
Fayetteville: 14-1
Tulsa: 4-7
Neutral: 0-0

2/5/1977	AR	37	Oral Roberts	69	Tulsa
2/16/1978	AR	71	Oral Roberts	88	Fayetteville
2/3/1979	AR	46	Oral Roberts	63	Tulsa
1/19/1980	AR	66	Oral Roberts	64	Fayetteville
3/14/1981	AR	57	Oral Roberts	59	Tulsa
12/7/1981	AR	61	Oral Roberts	75	Tulsa
1/12/1982	AR	61	Oral Roberts	57	Fayetteville
12/10/1983	AR	65	Oral Roberts	71	Tulsa
12/17/1983	AR	84	Oral Roberts	70	Fayetteville
11/19/1984	AR	78	Oral Roberts	55	Fayetteville
12/5/1985	AR	72	Oral Roberts	78	Tulsa
2/19/1987	AR	115	Oral Roberts	66	Fayetteville
1/2/1988	AR	66	Oral Roberts	77	Tulsa
12/12/1988	AR	113	Oral Roberts	69	Fayetteville
1/30/1992	AR	88	Oral Roberts	64	Fayetteville
3/1/1993	AR	96	Oral Roberts	60	Fayetteville
2/23/1994	AR	85	Oral Roberts	51	Fayetteville
1/11/1995	AR	78	Oral Roberts	63	Tulsa
2/22/1996	AR	68	Oral Roberts	45	Fayetteville
12/2/1997	AR	82	Oral Roberts	59	Tulsa
11/28/1998	AR	84	Oral Roberts	56	Fayetteville
12/16/2010	AR	80	Oral Roberts	63	Fayetteville
3/20/2011	AR	78	Oral Roberts	59	Tulsa
12/10/2011	AR	65	Oral Roberts	37	Fayetteville
11/19/2012	AR	80	Oral Roberts	57	Tulsa
11/13/2013	AR	91	Oral Roberts	33	Fayetteville

OREGON 3-1

Games: 4
Series Record: Arkansas leads 3-1
Fayetteville: 1-0
Eugene: 0-1
Neutral: 2-0

1/6/1984	AR	65	Oregon	54	Las Vegas
12/21/2004	AR	65	Oregon	62	Fayetteville
11/25/2005	AR	59	Oregon	70	Eugene
11/25/2013	AR	79	Oregon	67	Honolulu

OREGON STATE 1-1

Games: 2
Series Record: Series tied 1-1
Fayetteville: 0-0
Corvallis: 0-0
Neutral: 1-1

11/28/2003	AR	58	Oregon State	50	Los Angeles
11/28/2008	AR	56	Oregon State	69	Grand Bahama

PACIFIC 2-0

Games: 2
Series Record: Arkansas leads 2-0
Fayetteville: 0-0
Forest Grove: 0-0
Neutral: 2-0

12/8/1996	#21 AR	93	Pacific	59	Kona, Hawai'i
11/29/2008	AR	78	Pacific	61	Grand Bahama

PENN STATE 1-0

Games: 1
Series Record: Arkansas leads 1-0
Fayetteville: 0-0
State College: 0-0
Neutral: 1-0

1/9/1999	AR	82	#17 Penn State	78	Grand Bahama
----------	----	----	----------------	----	--------------

PEPPERDINE 1-0

Games: 1
Series Record: Arkansas leads 1-0
Fayetteville: 1-0
Malibu: 0-0
Neutral: 0-0

12/2/2012	AR	64	Pepperdine	32	Fayetteville
-----------	----	----	------------	----	--------------

PHILLIPS 1-1

Games: 2
Series Record: Series tied 1-1
Fayetteville: 1-0
Enid: 0-1
Neutral: 0-0

2/15/1980	AR	73	Phillips	77 (OT)	Enid
2/7/1981	AR	89	Phillips	66	Fayetteville

PITTSBURGH 1-0

Games: 1
Series Record: Arkansas leads 1-0
Fayetteville: 0-0
Pittsburgh: 0-0
Neutral: 1-0

11/25/1994	AR	76	Pitt	75	Las Vegas
------------	----	----	------	----	-----------

PITTSBURG STATE 3-0

Games: 3
Series Record: Arkansas leads 3-0
Fayetteville: 1-0
Pittsburg: 2-0
Neutral: 0-0

12/6/1977	AR	67	Pittsburg St.	52	Pittsburg, Kan.
1/9/1979	AR	58	Pittsburg St.	50	Fayetteville
1/5/1980	AR	60	Pittsburg St.	59	Pittsburg, Kan.

PORTLAND STATE 1-1

Games: 2
Series Record: Series tied 1-1
Fayetteville: 1-0
Portland: 0-1
Neutral: 0-1

11/26/2005	AR	65	Portland St.	67	Portland, Ore.
12/1/2006	AR	97	Portland St.	62	Fayetteville

PRAIRIE VIEW 1-0

Games: 1
Series Record: Arkansas leads 1-0
Fayetteville: 0-0
Prairie View: 0-0
Neutral: 1-0

2/10/1979	AR	48	Prairie View	45	Houston, Texas
-----------	----	----	--------------	----	----------------

PRINCETON..... 2-0

Games: 2
Series Record: Arkansas leads 2-0
Fayetteville: 0-0
Princeton: 1-0
Neutral: 1-0
Postseason: 1-0 (WNIT)

3/21/1996	AR	83	Princeton	51	Amarillo (NWIT)
11/27/1999	AR	87	Princeton	45	Princeton, NJ

PROVIDENCE..... 3-0

Games: 3
Series Record: Arkansas leads 3-0
Fayetteville: 1-0
Providence: 1-0
Neutral: 1-0
Postseason: 1-0 (WNIT)

3/20/1987	AR	101	Providence	91	Amarillo (NWIT)
11/21/1997	AR	93	Providence	82	Providence
11/16/1998	#18 AR	110	Providence	59	Fayetteville

PURDUE 0-2

Games: 2
Series Record: Arkansas trails 0-2
Fayetteville: 0-0
West Lafayette: 0-1
Neutral: 0-1
Postseason: 0-1 (NCAA)

3/15/1989	AR	63	#5 Purdue	91	W Lafayette (NCAA)
11/25/2004	AR	51	Purdue	55	Corpus Christi, Tx

RICE..... 23-1

Games: 24
Series Record: Arkansas leads 23-1
Fayetteville: 13-0
Houston: 9-1
Neutral: 1-0
Postseason: 1-0 (WNIT)

12/1/1979	AR	53	Rice	35	Fayetteville
12/6/1979	AR	56	Rice	51	Kingsville, Texas
2/18/1983	AR	68	Rice	43	Fayetteville
1/28/1984	AR	82	Rice	51	Fayetteville
2/27/1984	AR	85	Rice	66	Houston
1/22/1985	AR	81	Rice	57	Fayetteville
2/23/1985	AR	69	Rice	52	Houston
1/18/1986	AR	64	Rice	52	Houston
2/18/1986	AR	67	Rice	55	Fayetteville
1/17/1987	AR	79	Rice	53	Fayetteville
2/14/1987	AR	88	Rice	71	Houston
1/27/1988	AR	63	Rice	60	Houston
2/27/1988	AR	79	Rice	73	Fayetteville
1/28/1989	AR	81	Rice	62	Fayetteville
2/28/1989	AR	109	Rice	73	Houston
1/30/1990	AR	78	Rice	49	Houston
3/3/1990	#19 AR	77	Rice	56	Fayetteville
1/2/1991	#14 AR	70	Rice	52	Houston
2/2/1991	#12 AR	96	Rice	74	Fayetteville
11/25/1995	#9 AR	81	Rice	68	Fayetteville
12/3/1996	#21 AR	61	Rice	77	Houston
3/17/1999	AR	76	Rice	70	Fayetteville (WNIT)
12/7/2002	#13 AR	63	Rice	50	Houston
11/24/2003	AR	65	Rice	46	Fayetteville

RICHMOND..... 1-0

Games: 1
Series Record: Arkansas leads 1-0
Fayetteville: 0-0
Richmond: 1-0
Neutral: 1-0

12/29/2014	RV AR	74	Richmond	55	Las Vegas
------------	-------	----	----------	----	-----------

RUTGERS..... 0-3

Games: 3
Series Record: Arkansas trails 0-3
Fayetteville: 0-1
Camden: 0-2
Neutral: 0-0

11/30/1985	AR	63	Rutgers	72	Camden, NJ
12/28/1990	#9 AR	60	#17 Rutgers	89	Camden, NJ
12/7/2014	#25 AR	52	#18/20 RU	64	Fayetteville

SAM HOUSTON STATE 5-0

Games: 5
Series Record: Arkansas leads 5-0
Fayetteville: 5-0
Huntsville: 0-0
Neutral: 0-0

12/22/1994	AR	84	SHSU	63	Fayetteville
11/30/1996	#20 AR	76	SHSU	51	Fayetteville
12/4/2007	AR	89	SHSU	62	Fayetteville
12/29/2009	AR	106	SHSU	78	Fayetteville
11/8/2013	AR	81	SHSU	45	Fayetteville

SAN FRANCISCO 2-0

Games: 2
Series Record: Arkansas leads 2-0
Fayetteville: 0-0
San Francisco: 0-0
Neutral: 2-0
Postseason: 1-0 (NCAA)

12/4/1993	AR	62	San Francisco	44	Honolulu
3/16/1995	#15 AR	67	San Francisco	58	Seattle (NCAA)

SAN FRANCISCO 2-0

Games: 2
Series Record: Arkansas leads 2-0
Fayetteville: 0-0
San Francisco: 0-0
Neutral: 2-0
Postseason: 1-0 (NCAA)

12/4/1993	AR	62	San Francisco	44	Honolulu
-----------	----	----	---------------	----	----------

SAVANNAH STATE 1-0

Games: 1
Series Record: Arkansas leads 1-0
Fayetteville: 1-0
Savannah: 0-0
Neutral: 1-0

11/16/2014	RV AR	75	SSU	46	Fayetteville
------------	-------	----	-----	----	--------------

SCHOOL OF THE OZARKS 1-0

Games: 1
Series Record: Arkansas leads 1-0
Fayetteville: 1-0
Point Lookout: 0-0
Neutral: 0-0

12/11/1984	AR	85	Ozarks	58	Fayetteville
------------	----	----	--------	----	--------------

SETON HALL 1-0

Games: 1
Series Record: Arkansas leads 1-0
Fayetteville: 0-0
South Orange: 1-0
Neutral: 0-0

12/1/1985	AR	69	Seton Hall	60	S. Orange, NJ
-----------	----	----	------------	----	---------------

SOUTH ALABAMA 2-0

Games: 1
Series Record: Arkansas leads 1-0
Fayetteville: 0-0
Pittsburgh: 0-0
Neutral: 1-0

11/28/1981	AR	78	So. Alabama	55	Camden, Ark.
11/20/1998	#18 AR	95	So. Alabama	38	Fayetteville

SOUTH CAROLINA 17-14

Games: 31
Series Record: Arkansas leads 17-14
Fayetteville: 10-5
Columbia: 5-8
Neutral: 2-1

2/1/1992	AR	58	SC	51	Fayetteville
1/30/1993	AR	51	SC	76	Columbia
2/12/1994	AR	87	SC	77	Fayetteville
2/11/1995	#20 AR	63	SC	62	Columbia
3/3/1995	#16 AR	80	SC	70	Chattanooga
1/21/1996	#20 AR	66	SC	58	Fayetteville
1/18/1997	#13 AR	82	SC	71	Columbia
1/24/1998	AR	86	SC	67	Fayetteville
1/24/1999	AR	88	SC	80	Columbia
1/27/2000	AR	87	SC	79	Fayetteville
1/2/2001	AR	49	SC	66	Columbia
1/13/2002	AR	66	#9 SC	91	Columbia
1/27/2002	AR	74	#7 SC	46	Fayetteville
3/1/2002	AR	79	#12 SC	61	Nashville
1/12/2003	#11 AR	67	#13 SC	58	Fayetteville
2/16/2003	#13 AR	59	#15 SC	83	Columbia
1/18/2004	AR	66	SC	52	Columbia
1/23/2005	AR	61	SC	49	Fayetteville
1/29/2006	AR	52	SC	61	Columbia
2/8/2007	AR	69	SC	74	Fayetteville
2/3/2008	AR	50	SC	59	Columbia
2/12/2009	AR	58	SC	54	Fayetteville
2/14/2010	AR	72	SC	68	Columbia
2/6/2011	AR	62	SC	64 (OT)	Fayetteville
2/9/2012	AR	68	SC	47	Fayetteville
2/27/2012	AR	47	SC	53	Columbia
1/27/2013	AR	40	#14/18 SC	43	Fayetteville
1/2/2014	AR	51	#13/12 SC	54	Fayetteville
2/9/2014	AR	49	#6/7 SC	67	Columbia
2/29/2015	AR	56	#2/2 SC	73	Fayetteville
3/6/2015	AR	36	#3/3 SC	58	N. Little Rock

SOUTH CAROLINA STATE 1-0

Games: 1
Series Record: Arkansas leads 1-0
Fayetteville: 0-0
Orangeburg: 1-0
Neutral: 0-0

1/28/1993	AR	73	SC State	59	Orangeburg, SC
-----------	----	----	----------	----	----------------

SOUTH DAKOTA STATE..... 0-1

Games: 1
Series Record: Arkansas trails 0-1
Fayetteville: 0-1
Brookings: 0-0
Neutral: 0-0

12/4/2014	#25 AR	75	SDSU	80 (ot)	Fayetteville
-----------	--------	----	------	---------	--------------

SOUTH FLORIDA..... 1-0

Games: 1
Series Record: Arkansas leads 1-0
Fayetteville: 0-0
Tampa: 0-0
Neutral: 1-0

11/12/2011	AR	65	USF	61 (ot)	Daytona Beach
------------	----	----	-----	---------	---------------

SOUTHEASTERN LOUISIANA..... 1-0

Games: 1
Series Record: Arkansas leads 1-0
Fayetteville: 0-0
Cape Girardeau: 0-0
Neutral: 1-0

11/29/2013	AR	88	SELA	37	Albuquerque, NM..
------------	----	----	------	----	-------------------

SOUTHEASTERN OKLAHOMA 2-0

Games: 2
Series Record: Arkansas leads 2-0
Fayetteville: 1-0
Durant: 0-0
Neutral: 1-0

11/17/1981	AR	64	SE Oklahoma	58	Fayetteville
12/17/1982	AR	71	SE Oklahoma	52	Weatherford

SOUTHERN METHODIST22-5

Games: 27
Series Record: Arkansas leads 22-5
Fayetteville: 9-2
University Park: 11-3
Neutral: 2-0

12/6/1980	AR	58	SMU	69	Univ. Park, Texas
1/31/1981	AR	66	SMU	61	Houston, Texas
1/6/1982	AR	76	SMU	59	Fayetteville
2/15/1983	AR	60	SMU	54	Univ. Park, Texas
1/30/1984	AR	79	SMU	59	Fayetteville
2/11/1984	AR	66	SMU	59	Univ. Park, Texas
1/5/1985	AR	80	SMU	64	Univ. Park, Texas
2/5/1985	AR	85	SMU	56	Fayetteville
1/2/1986	AR	90	SMU	78	Fayetteville
2/1/1986	AR	79	SMU	53	Univ. Park, Texas
3/4/1986	AR	82	SMU	75	Dallas (SWC)
1/26/1987	AR	94	SMU	71	Fayetteville
2/28/1987	AR	93	SMU	53	Univ. Park, Texas
1/13/1988	AR	69	SMU	68	Univ. Park, Texas
2/13/1988	AR	78	SMU	85	Fayetteville
1/14/1989	AR	74	SMU	84	Fayetteville
2/15/1989	AR	87	SMU	72	Univ. Park, Texas
1/17/1990	AR	84	SMU	52	Univ. Park, Texas
2/17/1990	AR	74	SMU	60	Fayetteville
1/15/1991	#12 AR	99	SMU	61	Fayetteville
2/19/1991	#9 AR	77	SMU	66	Univ. Park, Texas
12/21/1993	AR	81	SMU	89	Univ. Park, Texas
12/3/1994	AR	85	SMU	79	Fayetteville
11/18/2005	AR	73	SMU	63	Univ. Park, Texas
12/13/2006	#25 AR	70	SMU	58	Univ. Park, Texas
11/21/2008	AR	78	SMU	69	Fayetteville
11/18/2009	AR	71	SMU	76	Univ. Park, Texas

SOUTHEASTERN LOUISIANA.....1-0

Games: 1
Series Record: Arkansas leads 1-0
Fayetteville: 1-0
Hammond: 0-1
Neutral: 0-0

12/10/2000	AR	97	SELA	40	Fayetteville
------------	----	----	------	----	--------------

SOUTHERN2-1

Games: 3
Series Record: Arkansas leads 2-1
Fayetteville: 2-0
Baton Rouge: 0-0
Neutral: 1-0

2/10/1979	AR	52	Southern	63	Houston
1/23/1982	AR	85	Southern	64	Fayetteville
11/25/1986	AR	103	Southern	51	Fayetteville

SOUTHERN ILLINOIS.....0-1

Games: 1
Series Record: Arkansas trails 0-1
Fayetteville: 0-0
Carbondale: 0-0
Neutral: 0-1

1/9/1981	AR	61	So. Illinois	68	Wichita, Kan.
----------	----	----	--------------	----	---------------

SOUTHERN ILLINOIS-EDWARDSVILLE..3-0

Games: 3
Series Record: Arkansas leads 3-0
Fayetteville: 2-0
Edwardsville: 1-0
Neutral: 0-0

3/17/2011	AR	78	SIUE	61	Fayetteville
3/8/2012	AR	75	SIUE	37	Edwardsville
3/14/2013	AR	63	SIUE	41	Fayetteville

SOUTHERN UTAH2-0

Games: 2
Series Record: Arkansas leads 2-0
Fayetteville: 1-0
Cedar City: 0-0
Neutral: 1-0

11/30/1990	#8 AR	104	So. Utah	51	Pullman, Wash.
11/29/1996	#20 AR	94	So. Utah	61	Fayetteville

ST. BONAVENTURE1-0

Games: 1
Series Record: Arkansas leads 1-0
Fayetteville: 0-0
St. Bonaventure: 0-0
Neutral: 0-0

12/29/1998	AR	97	St. Bon.	67	Missoula, Mt.
------------	----	----	----------	----	---------------

ST. JOSEPH'S0-1

Games: 1
Series Record: Arkansas trails 0-1
Fayetteville: 0-0
Philadelphia: 0-0
Neutral: 0-1

1/3/1995	#24 AR	72	St. Joseph's	78	Miami, Fla.
----------	--------	----	--------------	----	-------------

ST. LOUIS3-0

Games: 3
Series Record: Arkansas leads 3-0
Fayetteville: 2-0
St. Louis: 1-0
Neutral: 0-0

12/18/1996	#23 AR	69	St. Louis	43	Fayetteville
12/30/2006	#23 AR	66	St. Louis	59	St. Louis, Mo.
12/15/2007	AR	74	St. Louis	59	Fayetteville

ST. MARY'S.....1-0

Games: 1
Series Record: Arkansas leads 1-0
Fayetteville: 1-0
Moraga: 0-0
Neutral: 0-0

12/2/1994	AR	66	St. Mary's	48	Fayetteville
-----------	----	----	------------	----	--------------

STANFORD1-1

Games: 2
Series Record: Series tied 1-1
Fayetteville: 0-0
Palo Alto: 1-0
Neutral: 1-0
Postseason: 1-0 (NCAA)

3/24/1990	#22 AR	87	#2 Stanford	114	Palo Alto (NCAA)
11/13/1998	#18 AR	76	#19 Stanford	71	San Jose, Calif.

STEPHEN F. AUSTIN8-3

Games: 11
Series Record: Arkansas leads 8-3
Fayetteville: 4-1
Nacogdoches: 2-2
Neutral: 2-0
Postseason: 1-0 (NCAA)

12/21/1987	AR	59	SFA	93	Fayetteville
12/2/1988	AR	75	#13 SFA	93	Nacogdoches
3/22/1990	#22 AR	87	#6 SFA	82	Stanford (NCAA)
11/24/1990	#8 AR	81	SFA	72	Fayetteville
11/24/1991	#11 AR	57	#14 SFA	83	Nacogdoches
2/13/1996	AR	81	#23 SFA	60	Fayetteville
1/28/1997	#20 AR	85	#18 SFA (OT)	76	Nacogdoches
11/23/2002	#17 AR	78	SFA	54	Fayetteville
12/28/2003	AR	79	SFA	61	Nacogdoches
12/20/2006	#24 AR	75	SFA	54	Hot Springs, Ark.
12/6/2011	AR	61	SFA	46	Fayetteville

STETSON1-0

Games: 1
Series Record: Arkansas leads 1-0
Fayetteville: 1-0
DeLand: 0-0
Neutral: 0-0

12/31/2008	AR	85	Stetson	44	Fayetteville
------------	----	----	---------	----	--------------

TENNESSEE2-26

Games: 28
Series Record: Arkansas trails 2-26
Fayetteville: 1-13
Knoxville: 1-12
Neutral: 0-1
Postseason: 0-1 (NCAA Final Four)

2/29/1992	AR	59	#2 UT	105	Knoxville
2/27/1993	AR	55	#1 UT	72	Fayetteville
1/2/1994	AR	67	#1 UT	89	Knoxville
2/7/1995	#20 AR	67	#2 UT	87	Fayetteville
1/17/1996	AR	66	#4 UT	78	Knoxville
12/29/1996	#22 AR	77	#6 UT	75	Fayetteville
1/1/1998	AR	58	#1 UT	88	Knoxville
3/27/1998	AR	58	#1 UT	86	Kansas City (NCAA)
12/17/1998	AR	62	#2 UT	82	Fayetteville
1/10/2000	AR	69	#2 UT	79	Knoxville
1/7/2001	AR	61	#2 UT	76	Fayetteville
2/7/2002	AR	65	#3 UT	93	Knoxville
1/30/2003	#12 AR	79	#4 UT	92	Fayetteville
1/8/2004	AR	44	#5 UT	83	Knoxville
2/26/2004	AR	71	#2 UT	93	Fayetteville
2/20/2005	AR	71	#8 UT	84	Knoxville
1/13/2005	AR	54	#6 UT	72	Fayetteville
2/5/2006	AR	37	#5 UT	77	Knoxville
2/22/2007	AR	68	#2 UT	75 (OT)	Fayetteville
1/24/2008	AR	55	#2 UT	98	Knoxville
1/22/2009	AR	67	#10 UT	76	Fayetteville
2/4/2010	AR	57	#5 UT	74	Knoxville
1/30/2011	AR	53	#5 UT	72	Fayetteville
1/8/2012	AR	38	#6/7 UT	68	Fayetteville
2/23/2012	AR	72	#6/7 UT	71 (OT)	Knoxville
2/24/2013	AR	54	#11/10 UT	60	Fayetteville
1/30/2014	AR	60	#10/10 UT	70	Knoxville
1/1/2015	AR	51	#5/8 UT	60	Fayetteville

TENNESSEE-MARTIN.....1-0

Games: 1
Series Record: Arkansas leads 1-0
Fayetteville: 1-0
Martin: 0-0
Neutral: 1-0

2/13/1981	AR	66	UT-Martin	46	Fayetteville
-----------	----	----	-----------	----	--------------

TENNESSEE STATE2-0

Games: 2
Series Record: Arkansas leads 2-0
Fayetteville: 1-0
Nashville: 0-0
Neutral: 1-0

11/26/1988	AR	114	Tenn. State	42	Auburn, Ala.
11/23/2010	AR	71	Tenn. State	50	Fayetteville

TENNESSEE TECH1-1

Games: 2
Series Record: Arkansas tied 1-1
Fayetteville: 1-0
Cookeville: 0-1
Neutral: 0-0

11/27/1981	AR	75	Tenn. Tech	96	Cookeville, Tenn.
12/20/2013	AR	79	Tenn. Tech	53	Fayetteville

TEXAS..... 3-21

Games: 24
Series Record: Arkansas trails 3-21
Fayetteville: 1-9
Austin: 2-7
Neutral: 0-5
Postseason: 0-1 (NCAA)

1/29/1981	AR	61	#14 Texas	110	Houston
1/29/1982	AR	53	#10 Texas	68	Coll. Station (SWC)
2/21/1983	AR	67	#3 Texas	89	Austin
3/13/1983	AR	54	#3 Texas	80	Austin (SWC)
1/16/1984	AR	63	#3 Texas	89	Austin
2/18/1984	AR	70	#1 Texas	71	Fayetteville
1/12/1985	AR	60	#3 Texas	85	Fayetteville
2/12/1985	AR	71	#1 Texas	89	Austin
3/7/1985	AR	62	#1 Texas	104	Fayetteville
1/7/1986	AR	44	#1 Texas	75	Fayetteville
2/8/1986	AR	57	#1 Texas	75	Fayetteville
1/6/1987	AR	56	#1 Texas	59	Fayetteville
2/3/1987	AR	65	#1 Texas	91	Austin
3/7/1987	AR	70	#1 Texas	72	Dallas (SWC)
1/5/1988	AR	70	#1 Texas	89	Fayetteville
2/6/1988	AR	54	#5 Texas	84	Austin
1/7/1989	AR	67	#4 Texas	104	Austin
2/7/1989	AR	67	#11 Texas	87	Fayetteville
3/11/1989	AR	99	#6 Texas	101	Dallas (SWC)
1/24/1990	AR	75	#1 Texas	84	Fayetteville
2/23/1990	#25 AR	82	#6 Texas	77	Austin
1/8/1991	#14 AR	76	#20 Texas	61	Fayetteville
2/9/1991	#11 AR	73	#15 Texas	68	Austin
3/25/2003	#24 AR	50	#5 Texas	67	Cincinnati (NCAA)

TEXAS A&I..... 1-0

Games: 1
Series Record: Arkansas leads 1-0
Fayetteville: 0-0
Kingsville: 1-0
Neutral: 0-0

12/12/1979	AR	71	Texas A&I	54	Kingsville, Texas
------------	----	----	-----------	----	-------------------

TEXAS A&M 20-7

Games: 27
Series Record: Arkansas leads 20-7
Fayetteville: 10-2
College Station: 8-4
Neutral: 2-1
Postseason: 0-1 (NCAA)

1/30/1981	AR	80	Texas A&M	62	Houston (SWC)
2/12/1982	AR	70	Texas A&M	60	College Station
1/19/1983	AR	75	Texas A&M	57	Fayetteville
3/11/1983	AR	66	Texas A&M	57	Austin (SWC)
1/21/1984	AR	69	Texas A&M	63	College Station
2/6/1984	AR	83	Texas A&M	70	Fayetteville
3/6/1984	AR	75	Texas A&M	66	Fayetteville (SWC)
1/2/1985	AR	81	Texas A&M	67	College Station
2/2/1985	AR	75	Texas A&M	65	Fayetteville
1/28/1986	AR	74	Texas A&M	65	College Station
3/1/1986	AR	75	Texas A&M	67	Fayetteville
1/24/1987	AR	86	Texas A&M	69	Fayetteville
2/25/1987	AR	63	Texas A&M	57	College Station
1/16/1988	AR	56	Texas A&M	60	College Station
2/16/1988	AR	79	Texas A&M	69	Fayetteville
3/10/1988	AR	58	Texas A&M	59	Dallas (SWC)
1/17/1989	AR	91	Texas A&M	90	Fayetteville
2/18/1989	AR	74	Texas A&M	73	College Station
1/20/1990	AR	70	Texas A&M	64	College Station
2/20/1990	#25 AR	76	Texas A&M	63	Fayetteville
1/22/1991	#11 AR	90	Texas A&M	66	Fayetteville
2/24/1991	#9 AR	91	Texas A&M	68	College Station
3/19/2012	AR	59	#22/14 TAMU	61	Coll. Station (NCAA)
1/6/2013	AR	51	#24/22 TAMU	63	Fayetteville
2/27/2014	AR	54	#17/16 TAMU	77	Coll. Station
1/4/2015	AR	50	#5/8 TAMU	52	Fayetteville
2/12/2015	RV AR	55	#15/16 TAMU	59	Coll. Station

TEXAS-ARLINGTON 6-0

Games: 6
Series Record: Arkansas leads 6-0
Fayetteville: 2-0
Arlington: 2-0
Neutral: 1-0

12/22/1992	AR	70	UTA	43	Fayetteville
12/22/1993	AR	73	UTA	57	Arlington
11/23/1996	#19 AR	64	UTA	53	Fayetteville
11/25/2001	AR	79	UTA	48	NLR, Ark.
12/1/2010	AR	57	UTA	54	Arlington
11/16/2011	AR	57	UTA	34	Fayetteville

TEXAS-CHRISTIAN..... 20-3

Games: 23
Series Record: Arkansas leads 20-3
Fayetteville: 12-0
Ft. Worth: 8-3
Neutral: 0-0

1/11/1983	AR	105	TCU	44	Fayetteville
1/14/1984	AR	55	TCU	48	Ft. Worth
2/22/1984	AR	83	TCU	67	Fayetteville
1/8/1985	AR	74	TCU	54	Fayetteville
2/9/1985	AR	92	TCU	69	Ft. Worth
1/4/1986	AR	94	TCU	61	Ft. Worth
2/4/1986	AR	109	TCU	59	Fayetteville
1/3/1987	AR	94	TCU	55	Fayetteville
1/31/1987	AR	76	TCU	53	Ft. Worth
1/9/1988	AR	87	TCU	75	Fayetteville
2/9/1988	AR	69	TCU	73	Ft. Worth
1/10/1989	AR	83	TCU	69	Ft. Worth
2/11/1989	AR	77	TCU	70	Fayetteville
1/13/1990	AR	86	TCU	65	Fayetteville
2/13/1990	AR	85	TCU	65	Ft. Worth
1/16/1991	#12 AR	95	TCU	62	Ft. Worth
2/16/1991	#9 AR	82	TCU	46	Fayetteville
2/1/1995	#23 AR	105	TCU	64	Fayetteville
12/21/1995	#8 AR	83	TCU	52	Ft. Worth
12/30/2000	AR	81	TCU	65	Fayetteville
12/29/2001	AR	58	TCU	60	Ft. Worth
11/25/2002	#17 AR	76	TCU	66	Fayetteville
12/6/2003	AR	62	#21 TCU (OT)	67	Ft. Worth

TEXAS-EL PASO 2-0

Games: 2
Series Record: Arkansas leads 2-0
Fayetteville: 1-0
El Paso: 1-0
Neutral: 0-0

11/25/1989	AR	87	UTEP	61	Fayetteville
11/27/2010	AR	59	UTEP	56	El Paso

TEXAS-PAN AMERICAN 2-0

Games: 2
Series Record: Arkansas leads 2-0
Fayetteville: 2-0
Pan American: 0-0
Neutral: 0-0

2/15/1994	AR	94	Texas-PA	59	Fayetteville
12/18/2005	AR	74	Texas-PA	44	Fayetteville

TEXAS-SAN ANTONIO 3-1

Games: 4
Series Record: Arkansas leads 3-1
Fayetteville: 1-0
San Antonio: 1-0
Neutral: 1-1

12/12/1987	AR	84	UTSA	73	Fayetteville
12/3/1988	AR	75	UTSA	57	Nacogdoches
1/9/1989	AR	97	UTSA	77	San Antonio
12/20/2009	AR	55	UTSA	71	Hot Springs, Ark.

TEXAS SOUTHERN..... 5-1

Games: 6
Series Record: Arkansas leads 5-1
Fayetteville: 5-0
Houston: 0-0
Neutral: 0-1

12/8/1979	AR	47	Texas So.	70	Kingsville, Texas
2/19/1982	AR	65	Texas So.	56	Fayetteville
11/27/1995	#9 AR	98	Texas So.	35	Fayetteville
12/3/2006	AR	90	Texas So.	50	Fayetteville
12/21/2011	AR	86	Texas So.	41	Fayetteville
11/29/2013	AR	72	Texas So.	50	Fayetteville

TEXAS TECH 17-9

Games: 26
Series Record: Arkansas leads 17-9
Fayetteville: 10-0
Lubbock: 4-5
Neutral: 3-4

3/6/1980	AR	46	Texas Tech	74	Baton Rouge (SWAN)
1/27/1982	AR	70	Texas Tech	55	Coll Station (SWC)
2/24/1983	AR	74	Texas Tech	67	Fayetteville
1/19/1984	AR	64	Texas Tech	61	Fayetteville
2/13/1984	AR	62	Texas Tech	71	Lubbock
3/8/1984	AR	43	Texas Tech	56	Houston (SWC)
1/15/1985	AR	74	#16 Texas Tech	78	Lubbock
2/16/1985	AR	65	#16 Texas Tech	55	Fayetteville
1/11/1986	AR	62	#24 Texas Tech	60	Fayetteville
2/11/1986	AR	60	Texas Tech	73	Lubbock
3/5/1986	AR	48	Texas Tech	58	Dallas (SWC)
1/10/1987	AR	53	Texas Tech	51	Lubbock
2/7/1987	AR	69	TX Tech (OT)	65	Fayetteville
2/2/1988	AR	80	Texas Tech	67	Fayetteville
3/5/1988	AR	70	Texas Tech	82	Lubbock
1/3/1989	AR	75	Texas Tech	64	Fayetteville
2/4/1989	AR	74	Texas Tech	65	Lubbock
3/8/1989	AR	79	Texas Tech	72	Dallas (SWC)
1/6/1990	AR	76	TX Tech (OT)	74	Lubbock
2/6/1990	AR	62	Texas Tech	55	Fayetteville
3/7/1990	#19 AR	60	Texas Tech	69	Dallas (SWC)
1/12/1991	#14 AR	64	Texas Tech	62	Lubbock
2/12/1991	#9 AR	82	Texas Tech	70	Fayetteville
3/9/1991	#8 AR	60	Texas Tech	51	Dallas (SWC)
1/5/2008	#25 AR	80	Texas Tech	57	Fayetteville
1/3/2009	AR	60	Texas Tech	75	Lubbock

TEXAS WOMAN'S..... 0-1

Games: 1
Series Record: Arkansas trails 0-1
Fayetteville: 0-0
Durant: 0-0
Neutral: 1-0

2/9/1980	AR	58	TWU	67	Denton, Texas
----------	----	----	-----	----	---------------

TULANE..... 3-1

Games: 4
Series Record: Arkansas leads 3-1
Fayetteville: 1-1
New Orleans: 1-0
Neutral: 1-0
Postseason: 0-1 (WNIT)

1/12/1980	AR	66	Tulane	65	New Orleans
1/19/1994	AR	71	Tulane	59	Fayetteville
12/28/1994	#24 AR	83	Tulane	79	Kenner, La.
3/24/2013	AR	48	Tulane	60	F'ville (WNIT)

TULSA 19-2

Games: 21
Series Record: Arkansas leads 19-2
Fayetteville: 9-1
Tulsa: 10-1
Neutral: 0-0
Postseason: 1-0 (WNIT)

1/15/1977	AR	47	Tulsa	55	Tulsa
2/26/1977	AR	59	Tulsa	48	Fayetteville
11/22/1977	AR	68	Tulsa	50	Tulsa
1/26/1978	AR	69	Tulsa	49	Fayetteville
11/21/1978	AR	79	Tulsa	76	Tulsa
1/16/1979	AR	66	Tulsa	47	Fayetteville
2/3/1981	AR	88	Tulsa	67	Fayetteville
11/23/1981	AR	76	Tulsa	60	Tulsa
1/17/1985	AR	88	Tulsa	54	Fayetteville
2/22/1986	AR	62	Tulsa	49	Tulsa
12/30/1999	AR	80	Tulsa	62	Tulsa
1/5/2001	AR	101	Tulsa	60	Fayetteville
12/5/2001	AR	55	Tulsa	52	Tulsa
12/9/2002	#13 AR	66	Tulsa	49	Fayetteville
12/9/2003	AR	64	Tulsa	43	Tulsa
12/1/2005	AR	64	Tulsa	66	Fayetteville
12/16/2006	#25 AR	78	Tulsa	67	Tulsa
11/20/2007	AR	69	Tulsa	52	Fayetteville (WNIT)
11/15/2012	AR	64	Tulsa	56 (OT)	Tulsa
12/10/2013	AR	81	Tulsa	43	Fayetteville
12/14/2014	RV AR	64	Tulsa	53	Tulsa

UCLA 1-0

Games: 1
Series Record: Arkansas leads 1-0
Fayetteville: 1-0
Los Angeles: 0-0
Neutral: 0-0
Postseason: 1-0 (NCAA)

3/14/1990	#22 AR	90	UCLA (OT)	80	Fayetteville (NCAA)
-----------	--------	----	-----------	----	---------------------

UM-KANSAS CITY 6-0

Games: 6
Series Record: Arkansas leads 6-0
Fayetteville: 4-0
Kansas City: 2-0
Neutral: 0-0

1/25/1985	AR	79	UMKC	47	Fayetteville
2/23/1988	AR	102	UMKC	85	Fayetteville
2/25/1989	AR	46	Missouri-KC	42	Kansas City
11/30/1991	#18 AR	73	Missouri-KC	61	Fayetteville
1/25/2005	AR	69	UMKC	46	Kansas City
12/4/2005	AR	84	UMKC	57	Fayetteville

UNC-WILMINGTON 1-0

Games: 1
Series Record: Arkansas leads 1-0
Fayetteville: 0-0
Wilmington: 0-0
Neutral: 1-0

11/26/1999	AR	88	UNC-W	77	Princeton, N.J.
------------	----	----	-------	----	-----------------

UTAH 2-1

Games: 3
Series Record: Arkansas leads 2-1
Fayetteville: 1-0
Salt Lake City: 1-0
Neutral: 0-1

12/21/1997	#24 AR	64	Utah	73	Ft. Worth, Texas
12/4/2010	AR	65	Utah	54	Salt Lake City
12/20/2011	AR	57	Utah	56	Fayetteville

VALPARAISO 1-0

Games: 1
Series Record: Arkansas leads 1-0
Fayetteville: 0-0
Valparaiso: 1-0
Neutral: 0-0

12/28/1997	#25 AR	77	Valpo (OT)	69	Valparaiso, Ind.
------------	--------	----	------------	----	------------------

VANDERBILT 6-23

Games: 29
Series Record: Arkansas trails 6-23
Fayetteville: 5-8
Nashville: 1-14
Neutral: 0-1

2/8/1992	AR	75	#13 VU	79	Nashville
2/6/1993	AR	59	#6 VU	80	Fayetteville
2/20/1994	#18 AR	58	#14 VU	67	Nashville
2/19/1995	AR	73	#8 VU (OT)	71	Fayetteville
1/14/1996	#14 AR	60	#2 VU	65	Fayetteville
1/12/1997	#8 AR	68	#10 VU	77	Nashville
1/18/1998	AR	80	#6 VU (OT)	85	Fayetteville
1/17/1999	AR	57	VU	73	Nashville
1/23/2000	AR	61	VU	52	Fayetteville
1/21/2001	AR	68	#15 VU	64	Nashville
1/31/2002	AR	67	#8 VU	57	Fayetteville
3/2/2002	AR	78	#6 VU	81	Nashville
1/23/2003	#8 AR	59	#18 VU	76	Nashville
1/29/2004	AR	69	#24 VU	74	Fayetteville
2/17/2005	AR	43	#22 VU	78	Nashville
3/4/2005	AR	60	VU	79	Nashville
1/8/2006	AR	52	#20 VU (OT)	51	Fayetteville
2/9/2006	AR	59	#22 VU	64	Nashville
1/4/2007	#20 AR	61	#11 VU	98	Nashville
1/28/2007	AR	34	#15 VU	61	Fayetteville
2/21/2008	AR	50	#25 VU	63	Fayetteville
1/29/2009	AR	61	#20 VU (OT)	72	Nashville
1/31/2010	AR	61	VU	67	Fayetteville
3/4/2010	AR	64	VU (OT)	65	Duluth
1/20/2011	#23 AR	54	VU	65	Nashville
1/19/2012	AR	69	#35/33 VU	47	Fayetteville
1/13/2013	AR	58	VU	78	Nashville
2/20/2014	AR	50	rv/25 VU	56	Fayetteville
1/22/2015	AR	53	VU	55	Nashville

VIRGINIA COMMONWEALTH 1-0

Games: 1
Series Record: Arkansas leads 1-0
Fayetteville: 0-0
Richmond: 0-0
Neutral: 1-0

12/21/2009	AR	68	VCU	58	Hot Springs, Ark.
------------	----	----	-----	----	-------------------

WASHINGTON STATE 2-0

Games: 2
Series Record: Arkansas leads 2-0
Fayetteville: 1-0
Pullman: 1-0
Neutral: 0-0

12/1/1990	#8 AR	68	Wash. St.	48	Pullman
12/31/1992	AR	84	Wash. St.	62	Fayetteville

WASHINGTON 1-1

Games: 2
Series Record: Series tied 1-1
Fayetteville: 1-0
Spokane: 0-1
Neutral: 0-0

2/28/1982	AR	75	Wash. (OT)	70	Fayetteville
3/18/1995	#15 AR	50	#14 Wash.	54	Spokane

WAYLAND BAPTIST 0-1

Games: 1
Series Record: Arkansas trails 0-1
Fayetteville: 0-0
Plainview: 0-0
Neutral: 0-1
Postseason: 0-1 (SWIAIW)

3/12/1982	AR	57	Wayland Bap	61	Lubbock (SWIAIW)
-----------	----	----	-------------	----	------------------

WEST VIRGINIA 0-1

Games: 1
Series Record: Arkansas trails 0-1
Fayetteville: 0-0
Morgantown: 0-1
Neutral: 0-0

1/26/1992	AR	60	West Virginia	81	Morgantown
-----------	----	----	---------------	----	------------

WESTERN ILLINOIS 2-0

Games: 2
Series Record: Arkansas leads 2-0
Fayetteville: 2-0
Macomb: 0-0
Neutral: 0-0

12/22/1996	#23 AR	100	W. Illinois	49	Fayetteville
12/29/2008	AR	70	W. Illinois	53	Fayetteville

WESTERN KENTUCKY 4-2

Games: 6
Series Record: Arkansas leads 4-2
Fayetteville: 2-0
Bowling Green: 1-2
Neutral: 1-0

11/29/1986	AR	76	W. Kentucky	86	Bowling Green
12/28/2002	#10 AR	71	W. Kentucky	61	Fayetteville
12/3/2003	AR	67	W. Kentucky	65	Bowling Green
11/28/2004	AR	83	W. Kentucky	79	Fayetteville
12/6/2005	AR	73	W. Kentucky	89	Bowling Green
11/27/2009	AR	69	W. Kentucky	51	Cancun, Mex.

WESTERN MICHIGAN 2-0

Games: 2
Series Record: Arkansas leads 2-0
Fayetteville: 1-0
Kalamazoo: 0-0
Neutral: 0-0

12/9/2001	AR	73	W. Mich. (OT)	69	Fayetteville
11/24/2013	AR	61	W. Mich.	46	Fayetteville

WICHITA STATE 7-1

Games: 8
Series Record: Arkansas leads 701
Fayetteville: 5-0
Wichita: 2-1
Neutral: 0-0
Postseason: 1-0 (WNIT)

1/8/1981	AR	47	Wichita St.	68	Wichita
2/20/1982	AR	82	Wichita St.	72	Fayetteville
12/2/1995	#9 AR	70	Wichita St.	67	Wichita
11/26/1997	#24 AR	73	Wichita St.	53	Fayetteville
3/15/2000	AR	83	Wichita St.	63	Fayetteville (WNIT)
11/21/2003	AR	81	Wichita St.	72	Wichita
12/3/2004	AR	78	Wichita St.	55	Fayetteville
11/20/2006	AR	80	Wichita St.	70	Fayetteville

WISCONSIN 1-0

Games: 1
Series Record: Arkansas leads 1-0
Fayetteville: 1-0
Madison: 0-0
Neutral: 0-0
Postseason: 1-0 (WNIT)

3/23/1999	AR	67	Wisconsin	64	Fayetteville (WNIT)
-----------	----	----	-----------	----	---------------------

WOFFORD 1-0

Games: 1
Series Record: Arkansas leads 1-0
Fayetteville: 1-1
Spartanburg: 0-0
Neutral: 0-0

2/10/1997	#21 AR	76	Wofford	39	Fayetteville
-----------	--------	----	---------	----	--------------

DYKES VS OPPONENTS

ALABAMA 1-0
2/1/15 AR 53 Alabama 42 Tuscaloos

AUBURN 2-0
1/29/15 AR 52 Auburn 47 Fayetteville
2/15/25 AR 54 Auburn 36 Auburn

BAYLOR 0-1
3-22 AR 44 #5/6 Baylor 73 Waco+

FLORIDA 0-1
1-25 AR 58 Florida 72 Gainesville

GEORGIA 0-1
2-09 AR 54 #24/21 GEORGIA 48 Fayetteville

GRAMBLING STATE 1-0
12-29 AR 77 GSU 35 Fayetteville

IOWA 1-0
11-28 AR 77 #17/16 Iowa 67 Las Vegas!

KENTUCKY 0-1
2-26 AR 51 #13/15 KY 56 Lexington

LSU 1-0
2-22 AR 63 LSU 41 Fayetteville

MIDDLE TENNESSEE STATE 1-0
11-20 AR 58 MTSU 51 Murfreesboro

OLE MISS 1-1
1-2 AR 57 OM 71 Oxford
3-5 AR 72 OM 61 NLR-S

MISSISSIPPI STATE 0-1
1-8 AR 57 #14/15 MSU 72 Starkville

MISSOURI 1-1
1-18 AR 73 Missouri 55 Fayetteville
3-1 AR 41 Missouri 57 Columbus

MISSOURI STATE 1-0
12-10 AR 59 Miss State 50 Springfield

NICHOLLS 1-0
11-14 AR 63 Nicholls 52 Fayetteville

NORTHWESTERN 1-0
3-20 AR 57 #22/25 NW 55 Waco+

NORTHWESTERN STATE 1-0
11-23 AR 78 NSU 30 Fayetteville

OKLAHOMA 1-0
12-21 AR 71 OU 64 NLR#

RICHMOND 1-0
11-29 AR 74 Richmond! 55 Fayetteville

RUTGERS 1-0
12-7 AR 52 #18/20 RU 64 Fayetteville

SAVANNAH STATE 1-0
11-16 AR 75 SSU 46 Fayetteville

SOUTH CAROLINA 0-2
2-19 AR 56 #2/2 SC 73 Fayetteville
3-6 AR 36 #3/3 58 NLR-S

SOUTH DAKOTA STATE 0-1
12-4 AR 75 SDSU 80 (OT) Fayetteville

TENNESSEE 0-1
1-11 AR 51 #7/8 Tenn 60 Fayetteville

TEXAS A&M 0-2
1-4 AR 50 #5/8 TAMU 52 Fayetteville
2-12 AR 55 #15/16 TAMU 59 College Station

TULSA 1-0
12-14 AR 64 Tulsa 53 Tulsa

VANDERBILT 0-1
1-22 AR 53 VU 55 Nashville

! = South Point Thanksgiving Shootout (Las Vegas, Nev.)

= SEC/Big 12 Challenge

\$ = SEC Tournament (North Little Rock, Ark.)

+ NCAA Tournament (Waco, Texas)

ARKANSAS' RECORD IN

All-Time	710-449
Home	394-127
Road	205-251
Neutral	111-71
SWC Games	104-32
Home	58-10
Road	46-22
Openers	8-1 (82-83)
SEC Games	123-208
Home	81-85
Road	42-123
Openers	4-20
Home Openers	3-7 (first game)
Road Openers	1-13 (first game)
Home Opener	7-17
Road Opener	3-21
Openers	31-8
Home Openers	19-0
Road Openers	7-5
Neutral Openers	6-3
First True Road Game	24-15
Senior Nights	22-17
TV/Cable Games*	117-108

*Excludes SECN+

IN TOURNAMENTS HELD

Pre-Season	7-6
Post-Season	45-45
In-Season	97-42
At UA	26-0
Road Tournaments	55-40
Final Day	27-20
As Consolation	9-6
As Finalist	15-14
SWC Classic	9-8
SEC Tournament	11-24
IAIAW	2-3
NWIT	4-2
NCAA	14-11
WNIT	14-5

RECORD WHEN

At Home	394-135
In Bud Walton Arena	235-92
In Barnhill Arena	159-35
On the Road	205-251
At Neutral Sites	111-71
All Conference Games	227-240
In 39 Years	710-449

BY THE MONTHS

In November	136-30
In December	177-63
In January	176-152
In February	157-145
In March	64-59

BY THE DAYS

On Monday	44-24
On Tuesday	91-43
On Wednesday	83-22
On Thursday	99-114
On Friday	94-44
On Saturday	183-92
On Sunday	116-110

ARKANSAS ON

Mexican Revolution Day (Nov. 20)	6-1
Thanksgiving (4th Thurs. of Nov.)	1-1
Thanksgiving Friday	22-7
Finnish Independence Day (Dec. 6)	7-5
Pearl Harbor Day (Dec. 7)	5-6
Christmas Eve (Dec. 24)	0-0
New Year's Eve (Dec. 31)	3-0
New Year's Day (Jan. 1)	0-2
Epiphany (Jan. 6)	6-6
Martin Luther King Day (Trad. Jan. 15)	4-2
Australia Day (Jan. 26)	6-5
Super Bowl Sundays (varies)	4-14
Ground Hog Day (Feb. 2)	8-3-1
New Zealand Day (Feb. 6)	4-4
Lincoln's Birthday (Feb. 12)	4-3
Valentine's Day (Feb. 14)	4-4
Washington's Birthday (Feb. 22)	6-3
Leap Day (Feb. 29)	0-2
The Ides of March (March 15)	3-1
St. Patrick's Day (March 17)	5-1
Any Friday the 13th	2-0
Pink Games (home only)	5-3

IN CLOSE GAMES

In one-point games	27-17
In two-point games	44-31
Within one bucket (3 or less)	67-60
In overtime	22-22

RAZORBACKS IN OT

2014-15	S Dakota St. 80, Arkansas 75 (OT SDSU 16-11)
2012-13	Arkansas 64, Tulsa 56 (OT UA 12-4) Ky 80, Arkansas 74 (OT KY 16-10) 30T-Arkansas 91, Ala. 80 (OT1 10-10; 20T 8-8; 30T UA 15-4)
2011-12	Arkansas 55, No. 13 FSU 52 (OT UA 9-5) 20T-Arkansas 72, Florida 71 (OT1, UA 7-7; OT2 UA 4-3) Arkansas 72, #9 Tennessee 71 (OT UA 10-9)
2010-11	#24 Georgia, 57, Arkansas 54 (OT GA, UA 10-7) SC 64, Arkansas 62 (OT SC, UA 9-7)
2009-10	#18 OU 87, Arkansas 86 (OT OU, UA 8-7) Arkansas 66, Ala. 62 (OT UA, AL 11-7) Vanderbilt 65, Arkansas 64 (OT VU 8, UA7)
2008-09	#20 Vandy, 72, Arkansas 61 (OT, VU 13-2) Arkansas 61, Okla. State 60 (OT, UA 8-7)
2006-07	Tennessee 75, Arkansas 68 (OT, UT 13-6) Ole Miss 90, Arkansas 87 (2 OT) (1st OT, 8-8; 2nd OT, UM 18-15)
2005-06	Arkansas, 51, Vandy 51 (OT, UA 6-5)
2003-04	TCU 67, Arkansas. 62 (OT, TCU 14-9)
2002-03	Duke 74, Arkansas. 72 (OT, DU 13-11)
2001-02	Arkansas 73, Western Mich. 69 (OT, UA 8-4) Miss. St. 85, Arkansas. 82 (OT, MSU 7-4)
1999-2000	Arkansas. 89, Missouri 88 (OT, UA 12-11)
1998-99	Arkansas 97, Okla. 93 (OT, UA 14-10) Arkansas. 74, Kentucky 69 (OT, UA 11-6)
1997-98	Georgia 86, Arkansas 81 (OT, UG 13-8)

Vandy 85, Arkansas 80 (OT, VU 15-10)
Arkansas 102, Bama 92 (OT, UA 18-6)
Arkansas 77, Valparaiso 69 (OT, UA 17-9)
1996-97
Florida 79, Arkansas 66 (OT, UF 15-2)
Arkansas. 85, SF Austin 76 (OT, UA 19-10)
1995-96
Arkansas 84, NW St. 83 (2 OT)
(1st OT, 13-13; 2nd OT, UA 10-9)
Bama 92, Arkansas 85 (OT, Ala. 14-7)
Arkansas 73, Auburn 72 (OT, UA 8-7)
1994-95
Arkansas 73, Vandy 71 (OT, UA 8-6)
1993-94
OSU 93, Arkansas 90 (OT, OSU 9-6)
1991-92
Kentucky 75, Arkansas 74 (OT, UK 10-9)
1990-91
Arkansas 83, Houston 77 (OT, UA 11-5)
1989-90
Arkansas 90, UCLA 80 (OT, UA 15-5)
Arkansas 76, Texas Tech 74 (OT, UA 11-9)
1987-88
Houston 97, Arkansas 89 (OT, UH 13-5)
1986-87
Arkansas. 69, TX Tech 65 (OT, UA 8-4)
Houston 78, Arkansas 76 (OT, UH 7-5)
1981-82
Arkansas 75, Wash. 70 (OT, UA 14-9)
1979-80
Phillips 77, Arkansas 73 (No record of OT scores)
Arkansas. 60, Pittsburg St. 59 (OT, UA 5-4)

OVERTIME BESTS

Most OT Games in a Season:	4, 1997-98
Most OT Periods in a Season:	4, 95-96 & 97-98
Most Points:	18, vs. Alabama (1/11/98)
Fewest Points:	2, vs. Fla. (2/2/97); at VU (1/29/09)
Most Points Allowed:	18, vs Ole Miss [2nd OT] (2/4/07)
Fewest Points Allowed:	4, vs. Tex. Tech (2/7/87); 3 vs. Florida (2 OT) (1/29/12)

THE LAST TIME . . .

UA scored 110+:	110, vs. Providence (11/16/98)
UA scored 100+:	100 vs. Mississippi Valley State (12/28/13)
UA scored -50:	44 at #5/6 Baylor (3/22/15)
Opp. scored 100+:	100, vs. UConn (11/13/98)
Opp. scored -50:	41 vs. LSU (2/22/15)
Opp. scored -40:	36, at Auburn (2/15/2015)
UA won in OT:	2/10/13, at Alabama
UA played in OT:	12/4/14 (SDSU 80, UA 75)
UA shot 60%+:	71.4% at Kansas (3/26/09)
UA shot -30%:	24.6% at #5/6 Baylor (3/22/15)
Opp. shot 60%+:	62.2% at Tennessee (1/30/14)
Opp. shot -30%:	27.4%, vs. LSU (2/22/15)
UA had 55+ reb.:	65 vs. Grambling St. (12/29/14)
UA had -30 reb.:	24, #3 S Carolina (3/6/15)
UA had 10+ 3pt:	12, Northwestern St. (11/23/15)

TOP ARKANSAS WINS

LARGEST MARGIN OF VICTORY

79 UA 108, Bartlesville 29 (1976-77)

TOP NEUTRAL

72 UA 114, Tennessee St. 42 (1988-89)

68 UA 97, Cottey College 29 (1977-78)

65 UA 98, Texas Southern 35 (1995-96)

TOP CONFERENCE

61 UA 105, TCU 44 (1982-83)

57 UA 97, Southeastern La. 40 (2000-01)

UA 95, S. Alabama 38 (1998-99)

54 UA 102, Murray St. 48 (1990-91)

53 UA 104, Southern Utah 51 (1990-91)

UA 84, Alabama State 31 (1991-92)

52 UA 99, La.-Monroe 47 (2001-02)

UA 103, Southern 51 (1986-87)

51 UA 110, Providence 59 (1998-99)

UA 100, Western Illinois 49 (1996-97)

LAST 50+

58 UA 91, Oral Roberts 33 (11/13/14)

57 UA 99, Mississippi Valley State 42
(12/19/12)

51 UA 88, Southeast Missouri 27
(11/29/14)

50 UA 90, Texas Southern 40 (2006-07)

UA 109, TCU 59 (1985-86)

TOP ROAD

49 UA 68, Bartlesville 19 (1976-77)

49 UA 115, Oral Roberts 66 (1986-87)

48 UA 85, Montana State 37 (2002-03)

UA 98, Baylor 50 (1988-89)

47 UA 88, Evangel 41 (1981-82)

LAST 40-49 GAME

49 UA 72, Binghamton 23 (11/29/13)

48 UA 78, Northwestern State 30 (11/23/14)

46 UA 100, MVSU 54 (12/28/13)

UA 99, Memphis 53 (2005-06)

UA 83, Miss Valley 37 (2001-02)

45 UA 108, Baylor 63 (1990-91)

UA 86, Texas Southern 41 (2011-12)

44 UA 102, North Texas (1992-93)

UA 112, Detroit 62 (1989-90)

UA 113, Oral Roberts 69 (1988-89)

43 UA 82, Jackson State 39 (1992-93)

UA 93, Mississippi Valley 50 (1989-90)

UA 94, SW Missouri 51 (1985-86)

42 UA 77, Grambling State 35 (12/29/14)

UA 87, Princeton 45 (1999-2000)

41 UA 93, Ole Miss 52 (3/3/13)

UA 88, Furman 47 (2010-12)

UA 101, Tulsa 60 (2000-01)

UA 105, TCU 64 (1994-95)

40 UA 93, SMU 53 (1986-87)

LAST +30 GAME

39 UA 97, Jackson State 58 (11/9/13)

UA 80, NWestern State 41 (12/21/12)

UA 77, ULM 38 (2008-09)

UA 84, Florida 45 (2002-03)

Top SEC margin

UA 87, Harvard 48 (2000-01)

UA 94, TCU 55 (1986-87)

UA 90, Oklahoma State 51 (1985-86)

UA 96, Grambling State 57 (1984-85)

38 UA 75, SIUE 37 (2011-12)

UA 77, Lipscomb 39 (2006-07)

UA 84, UNO 46 (2005-06)

UA 99, SMU 61 (1990-91)

UA 81, Baylor 43 (1989-90)

37 UA 78, Hampton 41 (2002-03)

UA 85, Memphis 48 (2001-02)

UA 85, La.-Monroe 48 (1999-2000)

UA 76, Wofford 39 (1996-97)

UA 105, Northwestern 68 (1990-91)

36 UA 81, SHSU 45 (11/8/14)

UA 96, Oral Roberts 60 (1992-93)

UA 82, TCU 46 (1990-91)

UA 109, Rice 73 (1988-89)

UA 73, Furman 38 (12/16/12)

35 UA 73, Furman 38 (12/16/12)

UA 97, Portland State 62 (2006-07)

UA 75, Nicholls State 40 (2005-06)

UA 87, Loyola Marymount 52 (02-03)

UA 94, UTPA 59 (1993-94)

UA 98, Baylor 61 (1989-90)

34 UA 86, Centenary 52 (2004-05)

UA 104, Ga. Southern 71 (1997-98)

UA 90, Alcorn 56 (1996-97)

UA 93, Pacific 59 (1996-97)

UA 75, New Hampshire 41 (1994-95)

UA 85, Oral Roberts 51 (1993-94)

UA 88, Tulsa 54 (1984-85)

33 UA 102, North Texas 69 (1999-2000)

UA 88, Kentucky 55 (1996-97)

UA 94, Southern Utah (1996-97)

UA 95, TCU 62 (1990-91)

UA 94, TCU 61 (1985-86)

UA 78, SW Missouri 45 (1983-84)

UA 80, Arkansas St. 47 (1982-83)

32 UA 83, Princeton 51 (1995-96)

UA 84, SMU 43 (1989-90)

UA 112, California 80 (1985-86)

UA 79, UM-Kansas City 47 (1984-85)

UA 68, SW Missouri 36 (1979-80)

31 UA 81, Morgan State 50 (2011-12)

UA 79, Texas-Arlington 48 (2001-02)

UA 83, Texas Christian (1995-96)

UA 105, Boston College 74 (1990-91)

UA 85, Baylor 55 (1985-86)

UA 82, Rice 51 (1983-84)

UA 100, Murray State 69 (1982-83)

UA 90, SW Louisiana 59 (1981-82)

UA 66, SW Missouri 35 (1977-78)

30 UA 74, Texas Pan Am. 44 (2005-06)

UA 97, St. Bonaventure 67 (1998-99)

TOP ARKANSAS LOSSES

35 or more points

54 La. Tech 82, UA 28 (1978-79)

49 Texas 110, UA 61 (1980-81)

46 LSU 91, UA 45 (2004-05)

Tennessee 105, UA 59 (1991-92)

43 Tennessee 99, UA 55 (2007-08)

42 Texas 104, UA 62 (1984-85)

41 Alabama 102, UA 61 (1996-97)

40 Tennessee 77, UA 37 (2005-06)

40 La. Tech 74, UA 34 (1981-82)

39 Tennessee 83, UA 44 (2003-04)

39 Miss. College 86, UA 47 (78-79)

37 Texas 104, UA 67 (1988-89)

Vanderbilt 98, UA 61 (2006-07)

LSU 83, UA 46 (2007-08)

36 UConn 100, UA 64 (1998-99)

35 Vanderbilt 78, UA 43 (2004-05)

Ole Miss 84, UA 46 (2001-02)

BY CONFERENCE

(Based 2014-15 membership)



AMERICA EAST

Binghamton	1-0
New Hampshire	1-0



AMERICAN

Central Florida	1-0
Cincinnati	3-0
Connecticut	0-1
Houston	14-8
Memphis	12-8
South Florida	1-0
SMU	22-5
Tulane	3-1
Tulsa	19-2



ATLANTIC COAST

Boston Col.	3-0
Clemson	3-0
Duke	1-2
Florida State	1-0
Georgia Tech	2-0
Louisville	2-0
Miami	1-0
North Carolina	0-1
North Carolina State	0-1
Pittsburgh	1-0



ATLANTIC SUN

Lipscomb	2-0
Mercer	2-0
Stetson	1-0



ATLANTIC 10

Davidson	1-0
Dayton	5-0
George Washington	0-2
Richmond	1-0
St. Bonaventure	1-0
St. Louis	3-0
St. Joseph's	0-1
Virginia Commonwealth	0-1



BIG EAST

Butler	2-0
Creighton	1-0
DePaul	2-1
Marquette	1-0
Providence	2-0
Seton Hall	1-0



BIG SKY

Idaho State	1-0
Montana	4-0
Montana State	1-1
North Dakota	1-0
Portland State	1-1
Southern Utah	2-0



BIG SOUTH

High Point	2-0
------------------	-----



BIG TEN

Illinois	0-2
Indiana	3-1
Iowa	3-0
Maryland	1-1
Michigan	1-0
Minnesota	1-1
Northwestern	3-1
Ohio State	1-0
Penn State	1-0
Purdue	0-2
Rutgers	0-3
Wisconsin	1-0



BIG 12

Baylor	21-7
Iowa State	1-1
Kansas	4-3
Kansas State	2-3
Oklahoma	8-10
Oklahoma St.	11-10
Texas	3-21
TCU	20-3
Texas Tech	17-9
West Virginia	0-1



BIG WEST

Hawai'i	4-2
Long Beach State	0-1



COLONIAL ATHLETIC

Delaware	1-0
UNC-W	1-0



CONFERENCE USA

UAB	0-1
Florida International	1-0
La. Tech	0-3
Middle Tennessee	5-0
North Texas	2-1
Old Dominion	1-0
Rice	23-1
Texas El Paso	2-0
UT-San Antonio	3-1
Western Kentucky	4-2



HORIZON LEAGUE

Detroit	1-0
Valparaiso	1-0



IVY LEAGUE

Brown	1-0
Dartmouth	1-0
Harvard	2-0
Princeton	2-0



METRO ATLANTIC

Iona..... 1-0



MID-AMERICAN

Akron..... 1-0
Kent State..... 1-1
Morgan State..... 1-0
Western Michigan..... 2-0



MID CONTINENT

Centenary..... 3-0
Western Illinois..... 1-0



MID-EASTERN

Coppin State..... 3-0
Florida A&M..... 2-0
Hampton..... 1-0
Howard..... 1-0
Savannah State..... 1-0
South Carolina State..... 1-0



MISSOURI VALLEY

Drake..... 2-1
Illinois State..... 0-1
Missouri State..... 21-6
Northern Iowa..... 0-1
Southern Illinois..... 0-1
SIU-Edwardsville..... 3-0
Wichita State..... 7-1



MOUNTAIN WEST

Boise State..... 2-0
New Mexico..... 1-1
UNLV..... 2-1



OHIO VALLEY

Austin Peay..... 2-0
Murray State..... 2-0
Tennessee-Martin..... 1-0
Tennessee State..... 2-0
Tennessee Tech..... 0-1



PAC-12

Arizona..... 0-1
Arizona State..... 1-0
California..... 2-1
Colorado..... 1-2
Oregon..... 3-1
Oregon State..... 1-1
UCLA..... 1-0
Stanford..... 1-1
Utah..... 2-1
Washington..... 1-1
Washington State..... 2-0



PATRIOT LEAGUE

La-Lafayette..... 4-0
Loyola-Chicago..... 1-0



SOUTHERN

East Tennessee State..... 1-0
Furman..... 3-0
Wofford..... 1-0



SOUTHLAND

Central Arkansas..... 1-0
Lamar..... 2-3
McNeese..... 3-1
Nicholls..... 2-0
New Orleans..... 7-0
Northwestern State..... 12-3
Oral Roberts*..... 14-8
Sam Houston State..... 5-0
Southeastern La..... 1-0
Stephen F. Austin..... 8-3



SWAC

Alabama State..... 2-0
Alcorn State..... 3-0
Grambling..... 6-0
Jackson State..... 3-0
Miss Valley State..... 10-0
Prairie View A&M..... 1-0
Southern..... 2-1
Texas Southern..... 5-1



SUMMIT LEAGUE

Denver..... 1-0
Oral Roberts..... 18-8
South Dakota State..... 0-1
Western Illinois..... 1-0



SUN BELT

Ark-Little Rock..... 1-0
Arkansas State..... 5-3
Georgia Southern..... 2-0
Georgia State..... 1-0
La-Monroe..... 9-0
South Alabama..... 2-0
Southwest Louisiana..... 3-0
Texas-Arlington..... 6-0



WEST COAST

Brigham Young..... 2-0
Loyola Marymount..... 1-2
Pacific..... 2-0
Pepperdine..... 1-0
St. Mary's (CA)..... 1-0
San Francisco..... 2-0



WESTERN ATHLETIC

Texas-Pan American..... 2-0
UMKC..... 6-0

OTHERS

Alaska..... 1-0
Arkansas State-Beebe..... 1-0
Arkansas College..... 1-0
Arkansas Tech..... 2-6
Bartlesville Wesleyan..... 2-0
Cal Poly-Pomona..... 1-0
Carl Albert CC..... 1-0
Centenary..... 3-0
Cottey College..... 2-0
Crowder College..... 1-0
Delta State..... 1-2
Eastern Oklahoma..... 0-2
Evangel College..... 1-0
John Brown University..... 6-0
Mississippi College..... 0-1
Missouri Southern..... 2-0
North Arkansas CC..... 0-2
Northeast Oklahoma State..... 4-4
Oklahoma City..... 3-1
Phillips..... 1-1
Pittsburg State..... 3-0
Prairie View..... 1-0
School of the Ozarks..... 1-0
Southeastern Oklahoma..... 2-0
St. Joseph's..... 0-1
St. Louis..... 3-0
St. Mary's..... 1-0
Texas A&..... 1-0
Texas Woman's..... 0-1
Wayland Baptist..... 0-1

BY THE NUMBERS



JESSICA JACKSON (14-PRES.)



Kristin Moore (02-06)
Keira Peak (10-13)



Shanita Arnold (07-09)
Kelsey Hatcher (10-12)



Donna Wilson (86-88), Amy Wright (98-02), Dominique Washington (05-07), Jame-sha Townsend (08-12), Kelsey Hatcher (13), McKenzie Adams (14), **MALICA MONK (16)**



Kristin Peoples (03-06), Sarah Watkins (09-13), **KEIRYN SW-ENSON (16)**



Bettye Fiscus (81-85)
RETIRED 1986



Tracy Eaton (92-94), Christy Smith (94-98), Kendra Roberts (06-08), Chrisstasia Walter (10)



Amber Nicholas (88-92), Kela Peterson (01-03), Kristina Andjelkovic (04-06), Amanda Westbrook (10-11), Calli Berna (12-15)



Sandy Scranton (79-80), Steph. Bloomer (91-95), Roxanne McCrory (95-97), Krystal Osborne (98), Kiesha Beard (00-03), Sheree Thompson (03-06), Ashley Daniels (09-12), Dominique Wilson (13), **BRIUNNA FREEMAN (16)**



Leah Gordon (79-81), Tennille Adams (95-99), Julie Inman (09-12), Ana-Carlota Faussurier (13-14), Nicole Bolt (14-15)



Donna Buccella (78-79), Mary Lynn Ederington (77-78), Kelly Lipe (79-80), Sha Hopson (90-92), Debbie Olivias (92), Cara Wright (01-02), Danielle Allen (03-07), Kristen Gillespie (09-10), Erin Gatling (10-13), McKinley Bostad (14-15)



Joyce Underdown (76-77), Debbie Roe (77-79), Connie Fitzgerald (79-80), Wendy Schopp (80-81), Tracy Webb (83-87), Yolanda Dickson (90-94), Tiffany Wright (94-98), Allison Singleton (04-05), Skye Rees (09-10); **KELSEY BROOKS (14-PRES.)**



Joni Johnson (76-78), Brenda Alexander (81-82), DeAnn Henry (82-84), Dianna Harris (84-85), Tina Adams (85-86), Dianna Harris (86-87), Angie Gore (87-91), Taqueta Robertson (93-97), Wendi Willits (97-01), Shameka Christon (00-04), Aujaunta Daniels (13)



Camille Yancey (76-78), Marsha Johnson (78-79), Kathy Caton (79-80), Cheryl Orcholski (80-84), Stephanie Brinlee (85-86), Juliet Jackson (86-90), Angela Davis (91-93), Robin Alpe (94-96), India Lewis (99-03), Rochelle Vaughn (03-06), Dominique Robinson (09-13s), Katie Powell (15), **DEVIN COSPER (16)**



Peggy Price (77-79), Tammy Siefkes (79-80), Jan Lookadoo (80-81), Doris Gaiser (81-85), Kim Grisham (85-86), Maria Kidd (86-87), Lisa Martin (87-89), Shea Henderson (90-94), Kama-ra Stancle (97-99), Dana Cherry (99-03), April Seggebruch (03-05), Melissa Hobbs (05-06), Tanisha Smith (06), C'eira Ricketts (09-12), Bria Pitts (2014), **BAILEY ZIMMERMAN (16)**



Heritage Player (76-77), Tami Scherm (77-78), Marsha Johnson (79-80), DeAnn Henry (80-82), Sherri Boeller (82-83), Valecia Fore (83-84), Brenda Rhodes (84-85), Lillian Valley (85-87), Carrie Parker (93-97), Melissa Hobbs (04-05), Donica Cosby (06), Hailey Nutt (07-08), Ashley McCray (08-09), Caroline Powell (09-10), Mia Melton (13)



Marsha Lackey-Vining (76-78), Connie Fitzgerald (80-83), Sheila Burkes (83-87), Marla Goshien (89-90), Allyson Twiggs (90-95), Shameka Christon (00-01), Leslie Howard (05-07), Brittney Richardson (07-10), Quistelle Williams (09-10), **JORDAN DANBERRY (16)**



Jeanette Cowherd (76-78), Lita Stricklin (79-80), Cecilia Roark (80-81), Michele Mabry (88-89), Sally Moore (89-91), Lonniya Bragg (97-01), Rochelle Vaughn (02-03), Brittney Vaughn (04-08), Joey Bailey (12-15), **TATIYANA SMITH (16)**



Sheila Burns (76-77), Patrice Gillenwater (79-81), Blair Savage (89-93), Debbie Olivas (93-95), Sytia Messer (95-99)



Debra Cooper (76-77), Sherry Smith (77-78), Trisha Cooper (78-79), Mary Munsch (80-84), Cindy Daley (84-88), Coretta Chenault (88-90), Rochelle Masengill (91-95), Carla Rhodes (00-02), Cara Wright (02-03), Whitney Jones (05-08)



Tammy Thompson (76-77), Kathy Roland (77-78), Kathleen Caton (78-79), Lisa Harris (79-80), Tammy Siefkes (80-81), Dinah Dickerson (81-82), Debra Williams (82-86), Claudia Harris (86-87), Sue Pack (87-90), Kim Wilson (93-97), Christina Lawrence (04-05), Charity Ford (06-09); **KHADIJAH WEST (14-PRES.)**



Carol Ann Riggs (76-78), Monica Van Parys (78-82), Tamara Mathis (82-85), Lanell Dawson (85-87), Christi Willson (87-91), Karen Jones (94-98), Celia Anderson (98-01), Sarah Pfeifer (02-04, 07), Lyndsay Harris (09-12), **MELISSA WOLFF (13-PRES.)**



Deanna Barnes (76-77), Kelly Johnson (92-96), Karyn Karlin (96-00), Ayana Brereton (05-08)



Celeste Holman (76-77), Betsy Broyles (77-78), Sharon Delph (78-79), Treva Christensen (94-99), Shanna Harmon (00-04), **ALECIA COOLEY(16)**



Karen Osborne (76-77), Kim Bunge (79-83), Bronwyn Wynn (85-87), Faye Dickerson (87-88), Janet Moore (89-91), Chrysti Jordan (91-92), Carrie Satterfield (95-99), Sarah Pfeifer (06-07)



Alison Muldrew (90-92), Amber Hudson (93)



Joy Dillard (76-79), Paula Phillips (80-82), Anne Luostarinen (82-84), Tracey Hutchinson (84-86), Robyn Irwin (86-89), Michelle Thacker (90-94), Jhasmin Bowen (12-15)



Shannon Jones (92-94)



Lita Stricklin (78-79), Erma Greer (81-85), Shelly Wallace (85-89), Celia Anderson (97-98), Lakisha Harper (99-03), Adrienne Bush (03-06), Lauren Ervin (06-08), Quistelle Williams (09-10)



Melanie Browder (77-78), Toya Marshall (93-96), Katrina Nesby (99-04), Yashira Delgado (10)



Delmonica DeHorney (87-91) RETIRED 1992



Amanda Holley (81-84)



Tamara Mathis (81-82), Paula Phillips (82-83), Monica Brown (83-87), Wendy Norwood (87-89), Deborah Crosby (89-91), Shaka Massey (95-97), Joy Oakley (98-02)



Anissa Booker (91-92),



Ashlea Williams (07-09)



Brandi Whitehead (97-00), Ruby Vaden (02-04)

BEHIND THE NUMBERS

2 numbers are retired at Arkansas, both in the year following the end of the careers of the only players to wear those numbers in school history: #5 (Bettye Fiscus) and #50 (Delmonica DeHorney).

15 athletes have worn #22, 14 wore #23 and 13 wore #32.

17 players have worn two different numbers during their career. Kelsey Hatcher became the 17th player to change when she moved from 2 to 3. The others: Sarah Pfeifer (33 & 40), Melissa Hobbs (22 & 23), Rochelle Vaughn (21 & 25), Cara Wright (14 & 31), Shameka Christon (24 & 20), Celia Anderson (44 & 33), Debbie Roe (15 & 30), Debbie Olivas (14 & 30), Connie Fitzgerald (15 & 24), DeAnn Henry (20 & 23), Tammy Siefkes (22 & 32), Lita Stricklin (25 & 44), Tamara Mathis (33 & 52), Paula Phillips (42 & 52) Quistelle Williams (42 & 24) and Carol Ann Riggs (33 & 35). Interestingly, Pfeifer becomes the first player ever to switch back, going from 40 to 33 in 2007-08.

ARE YOU MISSING FROM OUR LISTS?

The records for the first three varsity teams at the University of Arkansas are not complete, but we believe we have identified all the modern-era Razorbacks. If you find a mistake in our letterwinner or all-time jersey listings, please contact us to let us know. Also, if you played basketball for Arkansas in the pre-varsity era -- prior to 1976 -- we are looking for your information. Please contact Jeri Thorpe in Communications at (479) 575-5037 or jthorpe@uark.edu.

LETTERWINNERS



Sarah Pfeifer

Letters Won and Years Played

One of the most unique careers at Arkansas belonged to one of its most loyal players. Two season-ending injuries and an extension of her eligibility clock resulted in Pfeifer becoming the first player in school history to participate in six seasons and earn five varsity letters. She is also the only player to have played for three different coaches. Pfeifer may also have the title for most surgeries during a career -- five -- including three on her two shoulders. Along with her devotion to the team, she also earned her bachelor's and master's degrees and is the only player in SEC history to be named Scholar-Athlete of the Year twice. Note in this photo from her second sophomore season the tape work on her shooting arm which she utilized to avoid an in-season surgery.

Adams, Karen, 77
Adams, McKenzie, 13, 14
Adams, Tenille, 96, 97, 98, 99
Alexander, Brenda, 81, 82
Allen, Danielle, 04, 05, 06, 07
Alpe, Robin, 95, 96
Anderson, Celia, 98, 99, 00, 01
Andjelkovic, Kristina, 05, 06
Arnold, Shanita, 08, 09
Attwood, Renee, 77
Bailey, Joey, 12, 13, 14, 15
Barns, Deanna, 77
Beard, Kiesha, 02
Berna, Calli, 12, 13, 14, 15
Bloomer, Stephanie, 92, 93, 94, 95
Boeller, Sherri, 83
Bostad, McKinley, 14
Bowen, Jhasmin, 11, 12, 13, 14
Bragg, Lonniya, 98, 99, 00, 01
Brereton, Ayana, 06, 07, 08, 09
Brooks, Kelsey, 14, 15
Browder, Melonie, 78
Brown, Monica, 84, 85, 86, 87
Broyles, Betsy, 78, 79
Buccella, Donna, 79
Bunge, Kim, 80, 81, 82, 83
Burkes, Sheila, 84, 85, 86, 87
Burns, Sheila, 78
Bush, Adrienne, 04, 05, 06
Caton, Kathy, 79, 80
Chenault, Coretta, 89, 90
Cherry, Dana, 00, 01, 02, 03
Christensen, Treva, 95, 97, 98, 99
Christon, Shameka, 01, 02, 03, 04
Clark, George Anna, 80
Cooper, Deborah, 77
Cooper, Trisha, 79, 80
Cosby, Donica, 07
Cowherd, Jeanette, 77, 78
Crosby, Deborah, 90, 91
Daley, Cindy, 85, 86, 87, 88
Daniels, Ashley, 09, 10, 11, 12
Davis, Angela, 92, 93
Dawson, Lanell, 86, 87
DeHorney, Delmonica, 88, 89, 90, 91
Delgado, Yashira, 11
Dickerson, Dinah, 82
Dickerson, Faye, 88, 89

Dickson, Yolanda, 91, 92, 93, 94
Dillard, Joy, 77, 78, 79
Eaton, Tracy, 93, 94
Ederington, Mary Lynn, 78
Ervin, Lauren, 07, 08
Faussurier, Ana-Carlota, 12, 13, 14
Fiscus, Bettye, 82, 83, 84, 85
Fitzgerald, Connie, 80, 81, 82, 83
Ford, Charity, 07, 08, 09, 10
Fore, Valecia, 84
Gaiser, Doris, 82, 83, 84, 85
Gatlin, Erin, 11 (redshirt), 12, 13
Gillenwater, Patrice, 80, 81
Gillespie, Kristen, 10 (redshirt)
Gordon, Leah, 80, 81
Gore, Angie, 88, 89, 90, 91
Goshien, Marla, 90
Greer, Erma, 82, 83, 84, 85
Grisham, Kim, 86
Harmon, Shanna, 01, 02, 03, 04
Harper, Lakishia, 00, 01, 02, 03
Harris, Dianna, 85, 87
Harris, Lisa, 80
Harris, Lyndsay, 09, 10, 11, 12
Hatcher, Kelsey, 11 (redshirt), 12, 13
Henderson, Shea, 91, 92, 93, 94
Henry, DeAnn, 81, 82, 83
Hobbs, Melissa, 05, 06
Holley, Amanda, 82, 83, 84
Holman, Celese, 77
Hopson, Sha, 91
Howard, L'Anna, 79
Howard, Leslie, 06, 07
Hudson, Amber, 93
Hutchinson, Tracey, 85
Irwin, Robyn, 87, 88, 89
Inman, Julie, 09, 10 (Dec.), 11, 12
Jackson, Jessica, 14, 15
Jackson, Juliet, 87, 88, 89, 90
Johnson, Becky, 77
Johnson, Kelly, 93, 94, 95, 96
Johnson, Marsha, 79, 80
Johnston, Joni, 77, 78
Jones, Karen, 95, 96, 97, 98
Jones, Shannon, 93, 94
Jones, Whitney, 06, 07, 08, 09
Jordan, Chrysti, 92
Karlin, Karyn, 97, 98, 99, 00

Keck, Pat, 77
Lackey-Vining, Marsha, 77, 78
Lewis, India, 00, 01, 02, 03
Lipe, Kelly, 80
Lookadoo, Jan, 81
Luostarinen, Anne, 83, 84
McCray, Ashley, 09, 10
McCrary, Roxanne, 96, 97
Marshall, Toya, 94
Martin, Lisa, 88, 89
Mason, Kim, 77
Masengill, Rochelle, 92, 93, 95
Massey, Shaka, 96, 97
Mathes, Kathy, 77
Mathis, Tamara, 82, 83, 84, 85
Melton, Mia, 12
Messer, Sytia, 96, 97, 98, 99
Moore, Janet, 90, 91
Moore, Kristin, 03, 04, 05, 06
Moore, Sally, 90, 91
Muldrew, Alison, 91, 92
Munsch, Mary, 81, 82, 83, 84
Nesby, Katrina, 01, 02, 03, 04
Nicholas, Amber, 89, 90, 91, 92
Norwood, Wendy, 88
Nutt, Hailey, 08
Oakley, Joy, 99, 00, 01, 02
Olivas, Debbie, 93, 94, 95
Orcholski, Cheryl, 81, 82, 83, 84
Osborn, Karen, 77
Pack, Sue, 88, 89
Parker, Carrie, 94, 95, 96, 97
Peak, Keira, 11, 12, 13, 14
Peoples, Kristin, 04, 05, 06
Peterson, Kela, 02, 03
Pfeifer, Sarah, 03, 04, 05, 07, 08
Phillips, Paula, 82, 83
Pitts, Bria, 13
Powell, Caroline, 10, 11
Powell, Katie, 14
Price, Peggy, 78, 79
Rees, Skye, 10, 11
Rhodes, Brenda, 85
Rhodes, Carla, 01, 02
Richardson, Brittney, 08, 09, 10, 11
Ricketts, C'eira, 09, 10, 11, 12
Riggs, Carol Ann, 77, 78
Roark, Cecilia, 81

Roberson, Taqueta, 94, 95, 96, 97
Roberts, Kendra, 07, 08
Robinson, Dominique, 10, 11 (rs), 12, 13
Roe, Debbie, 77, 78
Rowland, Kathy, 78
Satterfield, Carrie, 96, 97, 98, 99
Savage, Blair, 90, 91, 92, 93
Scherer, Tamera, 78
Schopp, Wendy, 81
Scranton, Sandy, 79, 80
Seggebruch, April, 04, 05
Siefkes, Tammy, 80, 81
Singleton, Allison, 05
Smith, Christy, 95, 96, 97, 98
Smith, Tanisha, 07
Smith, Sherry, 78
Stancle, Kamara, 88, 99
Stricklin, Lita, 79, 80
Thacker, Michelle, 91, 92, 93, 94
Thompson, Sheree, 05, 06
Thompson, Tami, 77
Torrence, Carolyn, 77
Townsend, Jamesha, 09, 10, 11, 12
Twiggs, Allyson, 92, 93, 94, 95
Underdown, Joyce, 77
Vaden, Ruby, 03, 04, 05
Valley, Lillian, 86
Van Parys, Monica, 79, 80, 81, 82
Vaughn, Brittney, 05, 06, 07, 08
Vaughn, Rochelle, 03, 04, 05, 06
Wallace, Shelly, 86, 87, 88, 89
Walter, Chrisstasia, 11
Washington, Dominique, 06, 07
Watkins, Sarah, 10, 11, 12, 13
Webb, Tracy, 84, 85, 86, 87
West, Khadijah, 14, 15
Westbrook, Amanda, 11
Whitehead, Brandi, 99, 00
Williams, Ashlea, 08, 09, 10
Williams, Debra, 83, 84, 85, 86
Williams, Quistelle, 10, 11, 12, 13
Willits, Wendi, 98, 99, 00, 01
Willson, Christi, 88, 90, 91
Wilson, Dominique, 11, 12
Wilson, Donna, 88, 89
Wilson, Kimberly, 94, 95, 96, 97
Wolff, Melissa, 12, 13, 14
Wright, Amy, 99, 00, 01, 02
Wright, Cara, 02, 03
Wright, Tiffany, 95, 96, 97, 98
Wynn, Bronwyn, 86, 87
Yancey, Camille, 77, 78

STATE-BY-STATE

ALABAMA: (1)	Hoover (Lyndsay Harris)
ALASKA: (1)	Homer (DeAnn Henry)
ARKANSAS: (104)	See listing below
CALIFORNIA: (4)	Chula Vista (Jamesha Townsend [Bonita Vista]), Delano (Shelly Wallace), Lake Elsinore (Kela Peterson), Los Angeles (Lauren Ervin)
FLORIDA: (3)	Kissimmee (Yashira Delgado [West Oaks Academy]), Pensacola (Dominique Washington), Sanford (Ashley McCray [Seminole])
GEORGIA: (4)	Clyattville (Keira Peak), Duluth (Katie Powell), Pelham (Brianna Freeman), Powder Springs (Dominique Wilson)
INDIANA: (3)	East Chicago (Tennille Adams), West Lafayette (Christy Smith), Williamsburg (Amy Wright [Northeastern])
ILLINOIS: (4)	Chicago (Kristin Moore), Cissna Park (April Seggebruch), Evanston (Alecia Cooley), Libertyville (Mary Munsch)
KANSAS: (6)	Coffeyville (Devin Cosper), Hutchinson (Tammy Siefkes), Olathe (Kelsey Brooks), Overland Park (Christine Gillespie [Shawnee Mission South]), Wichita (Jhasmin Bowen [Wichita Heights], Keiryn Swenson [Maize])
KENTUCKY: (1)	Louisville (C'eira Ricketts [Fairdale])
LOUISIANA: (3)	Baton Rouge (Dominique Robinson [Capitol]), Natchitoches (Taqueta Robertson), Shreveport (Khadijah West)
MICHIGAN: (1)	Grand Rapids (Quistelle Williams [Ottawa Hills])
MISSISSIPPI: (4)	Booneville (Dianna Harris), Coldwater (Donica Cosby [Independence], Ashley Daniels [Coldwater])
MISSOURI: (10)	McComb (Sheree Thompson)
	Independence (Sue Pack), Joplin (Treva Christensen), Kansas City (Roxanne McCrory [Center], Tanisha Smith [Lincoln Prep]), Moundville (Leah Gordon), Purdy (Jeannette Cowherd), Risco (Claudia Harris), Salem (Leslie Howard), Springfield (Ashlea Williams), Sullivan (Christina Lawrence)
NEW MEXICO: (1)	Fruitland (Karyn Karlin)
OKLAHOMA: (17)	Bartlesville (Kim Bunge), Bethany (Amanda Holley), Broken Arrow (Bria Pitts), Coweta (Michelle Thacker), Elk City (Fay Dickerson), Eufaula (Marsha Lackey Vining), Fort Cobb (Wendi Willits), Inola (Kathleen Caton), Lawton (Coretta Chenaault), Muskogee (Kamara Stangle), Norman (Shanna Harmon [North]), Oklahoma City (Toya Marshall [John Marshall]), Poteau (Delmonica DeHorney), Tulsa (Angie Gore [Jenks]), Sand Springs (Stephanie Brinlee [Page], Woodward (Melissa Hobbs), Vian (Stephanie Bloomer)
OHIO: (2)	Columbus (Kristin Peoples), West Chester (Cara Wright [Lakota West])
TENNESSEE: (3)	Germantown (Sarah Watkins [Houston]), Knoxville (Tracy Eaton), Memphis (Angela Davis)
TEXAS: (22)	Amarillo (Lakishia Harper [Palo Duro]), Angleton (Ayana Brereton), Arlington (Shaka Massey [Sam Houston], Charity Ford [Seguin]), Cayuga (Brandi Whitehead), Celina (Valecia Fore), Corpus Christi (Karen Jones), Duncanville (Alison Muldrew), El Paso (Debbie Olivas [Eastwood]), Fort Worth (Deborah Crosby), Frisco (McKenzie Adams)
	Gunter (Joey Bailey), Irving (Chrysti Jordan), Kennedale (McKinly Bostad), Palestine (Donna Wilson), Plano (Rochelle Masengill [East], Rochelle Vaughn [West], Brittney Vaughn [West]), Tatiyana Smith [Plano], Houston (Yolanda Dickson, Kiesha Beard [Willowridge]), San Antonio (L'Anna Howard, Tiffany Wright [Southwest]), Tyler (Bronwyn Wynn [John Tyler])
WISCONSIN: (1)	Milwaukee (Cheryl Orcholski)
INTERNATIONAL (5)	BRAZIL: Sau Paulo (Angelica de Paula)
	SERBIA: Belgrade (Kristina Andjelkovic)
	FINLAND: Helsinki (Anne Luosarinen)
	AUSTRALIA: Drouin (Skye Rees [Victoria])
	SPAIN: Ana-Carlota Faussurier (Yecla)

ARKANSAS CITIES AND TOWNS

9 Little Rock	(Joni Johnston [MSM], Patrice Gillenwater [MSM], Doris Gaiser [McClellan], Erma Greer [McClellan], Michelle Mabry [MSM], Celia Anderson [Hall]), Kelsey Hatcher [CAC], Amanda Westbrook [Mt. St. Mary Academy], Malica Monk [NLR])
6 Fayetteville	(Betsy Broyles, Carol Ann Riggs, Connie Fitzgerald, Wendy Norwood, Hailey Nutt, Calli Berna)
4 Fort Smith	(Redd Coleman [Northside], Allison Singleton [Southside], Kendra Roberts [N'side], Shanita Arnold [N'side])
Hot Springs	(Cindy Daley, Sha Hopson, Joy Oakley, Shameka Christon)
3 Conway	(Sharon Delph, Caroline Powell, Jordan Danberry)
Mt. Home	(Kathy Rowland, Carrie Satterfield, Brittney Richardson)
N. Little Rock	(Robyn Irwin [Sylvan Hills], Christi Willson [Northeast], Whitney Zachariason [Central Arkansas Christian])
Pine Bluff	(Kelly Lipe, Juliet Jackson, Dana Cherry)
2 Benton	(Trisha Cooper, Maria Kidd [Bauxite])
Bryant	(Marla Goshein, Sally Moore)
Carlisle	(Tami Scherm, Julie Inman)
Elkins	(Debbie Roe, Sandy Scranton)
Gravette	(Wendy Schopp, Blair Savage)
Hampton	(Cecilia Roark, Kimberly Wilson)
Harrison	(Georgia Clark, Danelle Allen)
	Huntsville (Sherry Smith, Sheila Burkes)
	Marvel (Camille Yancy [Acad.], Stacey Walls [Parkview])
	Prairie Grove (Tracey Hutchinson, Sarah Lundberg)
	Springdale (Tina Adams, Janet Moore)
	Van Buren (Marsha Johnson, Erin Gatling)
	West Helena (Lillian Valley [Central], LaKendra Spates [Central])
	West Memphis (Melanie Browder, Katrina Nesby)

1 Arkadelphia (Loniya Bragg), **Batesville** (Tracy Webb), **Bentonville** (Robin Alpe), **Blytheville** (Whitney Jones), **Cabot** (Melissa Wolff), **Carlisle** (Julie Inman), **Cave City** (Sheila Burns), **Clarksville** (Dinah Dickerson), **Charleston** (Carrie Parker), **Damascus** (Lanell Dawson), **Danville** (Tamara Mathis), **Dardanelle** (Kelly Johnson), **Deer** (Shanon Jones), **Dermott** (Joy Dillard), **Eudora** (Debra Williams), **Gentry** (Allyson Twiggs), **Greenwood** (Paula Phillips), **Green Forest** (Joyce Underdown), **Gurdon** (Lita Stricklin), **Hattiesville** (Bailey Zimmerman), **Heber Springs** (Brenda Alexander), **Huntington** (Donna Buccella), **Jacksonville** (Jessica Jackson), **Judsonia** (Lisa Martin), **Newark** (Amber Nicholas), **Osceola** (Ruby Vaden), **Ozark** (Sarah Pfeifer), **Pea Ridge** (Jan Lookadoo), **Russellville** (Adrienne Bush), **Royal** (Kim Grishman [Lake Hamilton]), **Rogers** (Pat Keck), **Rudy** (Lisa Harris), **Salem** (Brittney Richardson), **Siloam Springs** (India Lewis), **Star City** (Shea Henderson), **Texarkana** (Chrisstasia Walter [Arkansas]), **Vilonia** (Monica Van Parys [NLR]), **Waldo** (Sytia Messer), **Warren** (Mary Lynn Ederington), **Wilmar** (Brenda Rhodes), **Wynne** (Bettye Fiscus)

TEAM CAPTAINS

Each coaching staff had different ways of selecting the team captains. Some chose before the start of the season, some changed during the year and others were voted on by the players after the end of the year.

SEASON	CAPTAINS
2014-15	Calli Berna, Jhasmin Bowen
2013-14	Calli Berna, Jhasmin Bowen, Keira Peak
2012-13	Erin Gatling, Kelsey Hatcher, Sarah Watkins, Quistelle Williams
2011-12	Ashley Daniels, Lyndsay Harris
2010-11	Lyndsay Harris, C'eira Ricketts
2009-10	Charity Ford
2008-09	Ayana Brereton, Whitney Jones
2007-08	Brittney Vaughn, Lauren Ervin
2006-07	Brittney Vaughn, Sarah Pfeifer
2005-06	Rochelle Vaughn, Sarah Pfeifer
2004-05	April Seggebruch, Rochelle Vaughn, Sarah Pfeifer
2003-04	Rochelle Vaughn, Sarah Pfeifer
2002-03	India Lewis, Lakishia Harper, Shameka Christon
2001-02	Amy Wright, India Lewis, Lakishia Harper
2000-01	Wendi Willits, Amy Wright
1999-2000	Karyn Karlin, Brandi Whitehead
1998-99	Sytia Messer, Karyn Karlin, Treva Christensen
1997-98	Christy Smith, Sytia Messer, Karyn Karlin
1996-97	Kimberly Wilson, Christy Smith, Taqueta Roberson
1995-96	Kelly Johnson, Kimberly Wilson, Christy Smith
1994-95	Kelly Johnson, Debbie Olivas, Kimberly Wilson
1993-94	Shea Henderson, Michelle Thacker, Kelly Johnson
1992-93	Angela Davis, Blair Savage
1991-92	Amber Nicholas, Blair Savage
1990-91	Delmonica DeHorney, Angie Gore, Amber Nicholas
1989-90	Juliet Jackson
1988-89	Robyn Irwin, Shelly Wallace, Donna Wilson
1987-88	Cindy Daily, Shelly Wallace, Donna Wilson
1986-87	Tracy Webb, Monica Brown, Sheila Burkes, Bronwyn Wynn
1985-86	Tracy Webb, Sheila Burkes, Debra Williams
1984-85	Doris Gaiser, Bettye Fiscus
1983-84	Mary Munsch, Cheryl Orcholski, Amanda Holley
1982-83	Kim Bunge, Connie Fitzgerald
1981-82	Kim Bunge, Connie Fitzgerald, Monica Van Parys
1980-81	Kathy Caton, Tammy Siefkes, Lita Stricklin
1979-80	Kathy Caton, Tammy Siefkes
1977-78	Marsha Lackey-Vining, Carol Ann Riggs

(Our records before the NCAA era began -- 1982-83 -- are incomplete. Former Razorbacks are urged to contact the Athletic Communications Office [479-575-2751] with corrections and additions to this list of former captains.)

EARLY ORIGINS

Women's basketball has been a part of the fabric of the University of Arkansas for almost a century. Teams of female students took to outdoor courts and peach baskets just after the turn of the century. While the women waited until 1976 for the first varsity team to officially represent the University, these early photos show how the game captured what was then deemed "the fairer sex" in action.

THE FIRST TEAM

As the photo at right illustrates, almost since the turn of the century, women have banded together to play basketball at the University of Arkansas. In fact, yearbook references to women's basketball predate men's basketball at Arkansas. There are photographs of at least three teams of women's basketball players prior to 1910. From the 1930s until the late 1950s, some of the nation's best AAU players and teams came from the state of Arkansas. After years of "extramural" women's basketball in the late 1960s and early 1970s at the University, the first varsity Razorback basketball team took the court in Barnhill Arena in 1976-77. Under Coach Sharon Ogle, these Razorbacks established the winning tradition at Arkansas with a 10-6 season. Composed of walk-ons, the 1976-77 team was undefeated in Barnhill Arena (6-0) and set a school record for largest margin of victory that may never be broken—79 points—with a 108-29 win over Bartlesville Wesleyan. Three walk-ons received aid to become the first scholarship women at Arkansas: Camille Yancey of Marvel, Pat Keck from Rogers, and Carol Ann Riggs of Fayetteville.



IN THE BROYLES TRADITION

The next season, the University of Arkansas awarded its first women's athletic scholarship to a freshman recruit. A local basketball star at Fayetteville High, Betsy Broyles, became the first Razorback high school recruit, one of 10 women recruited during the 1977-78 season. Wearing No. 30 for Arkansas, Betsy, daughter of former athletic director Frank Broyles, had her playing career cut short by an injury, but she did letter two seasons at Arkansas.

ARKANSAS' FIRST SUPERSTAR

Wynne, Arkansas', Bettye Fiscus arrived at the University in 1981, and Razorback basketball was never the same. Fiscus set the University record for scoring—man or woman—at 2,073 as Arkansas' first All-American. While NBA star Todd Day finally broke Fiscus' scoring mark, she still holds almost all the women's basketball career scoring records. Her jersey—No. 5—was the first retired by the University, receiving that honor in 1986.

FIRST NATIONAL CHAMPIONS

A senior-laden Razorback club that had advanced to the NCAA Tournament in 1986 received the snub of the committee in 1987. Behind co-captain guard Tracy Webb, the 1986-87 team wrecked its vengeance on the National Women's Invitational Tournament, sweeping through the postseason tournament to bring home the first team national title for a women's squad at Arkansas. Arkansas averaged over 100 points per game for the tournament, crushing California, 112-80, in the championship game.



"DIALING" FOR TROPHIES

Arkansas and the Dial Soap Women's Basketball Classic series had a long, distinguished history. The Dial Classics were the longest-running series in women's hoops. Arkansas had the unofficial distinction of winning more Dial trophies than any team starting in Minnesota. In fact, the Razorbacks played in eight different Dial tournaments in eight seasons, winning trophies in six. This past record combined with increasing promotions led to Arkansas receiving the right to host one of the coveted tournaments, bringing the Dial series to Fayetteville in 1991 (photo above) until the series was disbanded in 1997.



THE SHOTS HEARD 'ROUND THE WORLD

On Feb. 23, 1990, Arkansas ended the longest conference winning streak in NCAA history by defeating the Texas Lady Longhorns, 82-77. The win broke UT's 183-game streak against Southwest Conference foes, and cleared the way for the first non-Texas SWC women's basketball titlist. It also ended the nation's longest active home win streak at 47 games. Senior guard Juliet Jackson, who hit six free throws in the closing minute to clinch the game, summed it up best: "We messed up all their streaks." The next week junior center Delmonica DeHorney was named Sports Illustrated women's college basketball player of the week.


ONLY SWC WOMEN'S TROPHIES OUTSIDE THE LONE STAR STATE

Arkansas was the first team to beat Texas and the first team to win a share, then later an outright, Southwest Conference championship besides the Lady Longhorns. In 1991, Arkansas also ended the Lone Star state's dominance of the SWC tournament by defeating Texas Tech for the title. These three trophies—the 1990 and 1991 SWC Championship and 1991 SWC Classic—are the only women's basketball trophies in captivity outside the state of Texas.



DELMONICA DEHORNEY, ALL-AMERICAN

While Delmonica DeHorney may have several notable seconds in her resume—second Razorback player to have her jersey (50) retired, second Razorback to play professional basketball, second all-time leading scorer (1,785)—she claims one of the most significant firsts: the first Kodak All-American at the University of Arkansas. DeHorney also is in the record books as the all-time leader in field goal percentage and blocked shots for a career. Her domination in the paint carried Arkansas to the 1990 NCAA West Regional Finals and to the 1991 NCAA Sweet 16. A two-time SWC Player of the Year, Delmonica is the only women's basketball player in SWC history to earn three conference honors. She was SWC Newcomer of the Year as a freshman. DeHorney was inducted into the UA Hall of Honor in 2000.



BARNHILL CROWDS TO REMEMBER

Beginning with the 1989–90 season, the Razorbacks declared W.A.R. (Women's Attendance Record) on a select opponent. The first two W.A.R.s were against Texas, and resulted in the two largest crowds at Barnhill for a women's basketball game. Upon entering the SEC, Arkansas had a Border W.A.R. with LSU. W.A.R. IV featured the 24th-ranked Kentucky Lady Kats. Arkansas' feared home crowd worked its Barnhill magic in the last three W.A.R.s. The last two years were particularly dramatic as the Razorback fans rallied Arkansas from halftime deficits.


AN ALL-AMERICAN BY EVERY MEASURE

No other point guard in Arkansas history had a career that can match Newark's Amber Nicholas. In her four years, she never missed a game, playing 117 consecutive games, and she set the record for the most consecutive games started: 87. Nicholas set the school record for career assists, and her steady hand guided Arkansas to the best record of any four year period in school history. Named the MVP of the 1991 SWC Tournament, Nicholas also earned three Dial MVP awards in consecutive seasons. One of the most beloved Razorbacks, Nicholas also was a two-time selection to the highly prestigious CoSIDA Academic All-America team and received an NCAA Postgraduate Scholarship. She was inducted into the Hall of Honor in 2002.



THE NATION COMES TO FAYETTEVILLE

At the end of the 1993–94 season, the University of Arkansas Women's Athletics Department hosted the first major NCAA championship event held in the state of Arkansas. The 1994 NCAA Division I Women's Basketball Mid-east Regional set marks for regional attendance and hospitality. A true community project, one of the highlights was a street party and battle of the bands on the downtown square called Fayetteville Friday Night for the two teams in Saturday's championship game. Louisiana Tech advanced from Fayetteville to the Final Four with upsets of No. 1-ranked Tennessee and Lisa Leslie's USC Trojans.



A MOMENT IN TIME

As the Razorbacks prepared to move to Bud Walton Arena in December 1993, the Women's Athletics Department held a celebration of 17 years of women's hoops in Barnhill Arena with "A Moment in Time." The banquet held in Barnhill was attended by dozens of former Razorbacks, including three of the four career leaders. A special retrospective video tracing the Razorbacks and their winning tradition in Barnhill was screened as a part of the festivities.

THE CARDIAC KIDS

The 1994–95 season saw the Razorbacks return to the Associated Press Top 25 and the NCAA tournament, posting a 23–7 record. Arkansas did it by winning nine games in the closing minute, three games on last shots, with a team composed mostly of freshmen and sophomores.

A STREAK UNEQUALED

The first freshman recruit to start opening day at point guard for Arkansas, Christy Smith earned attention for her free throw shooting—89.9% to lead the nation—and her tenacious defense—leading the SEC in steals with 3.0 per game. But on Dec. 6, 1995, Smith took her first step toward a mark that might stand for all time. The 5–6 West Lafayette, Ind., point guard started that night against Alabama, and did not leave the court against a SEC opponent for the rest of the season. For all 11 regular season games and two SEC tournament games, Smith played 525 consecutive minutes—a feat unequaled by man or woman in the league. The 1995 SEC Freshman of the Year, Smith also became Arkansas' first woman named to the Associated Press All-America team as an honorable mention.





A PRESIDENTIAL VISIT

Usually, the national champion visits the President of the United States in the White House. On Dec. 9, 1996, President Bill Clinton visited the women's basketball team in their locker room during halftime of the men's game with Cincinnati. It may be the first time a sitting President has dropped in to the locker room of a collegiate women's basketball team, and as luck would have it, it was not the last time the Razorbacks posed with the President.

DREAMS DO COME TRUE

On March 9, 1998, the Razorbacks wanted to get back into the NCAA Tournament. By March 27, 1998, they were in the NCAA Final Four, living the dream they had wished for years. Arkansas made NCAA Tournament history as the lowest seed -- #9 in the West -- to advance to the Final Four. They were the team in women's basketball history during the reach the Final Four. And, they were the lowest in conference play -- tied for sixth in the SEC



first unranked modern era to finishing team -- to reach the Final Four. Arkansas did it all on the west coast, spending two whole weeks in the Bay Area. Along the way, the Razorbacks beat four conference champions -- WAC, Pacific, Ivy and ACC -- and three ranked teams -- Hawai'i, Kansas and Duke -- to face conference rival Tennessee at Kansas City.

Arkansas played all four of its pre-Final Four games on late night TV, earning the nickname of Good Morning America's team.

Every member of the

team contributed to the run, starting with a 24-point effort by Karyn Karlin in the opening round win over #20 Hawai'i, 76-70. Then it was freshman Wendi Willits' turn with a near-NCAA record six three-pointers to blow open Arkansas' second round contest with Harvard, 82-64. In the opening round games held at Stanford, Calif., Christy Smith had zero turnovers and 16 assists.

At the West Regionals in Oakland, junior Sytia Messer stepped to the front as Arkansas' leading scorer in both wins, earning herself the honor as the most outstanding player at the West Regional. Messer had 23 points as Arkansas used an impressive 54-point second half to dispatch Kansas, 79-63, in the Sweet 16. Fellow junior Treva Christensen announced herself with 14 points off the bench against Duke to earn all-tournament selection. Junior Tennille Adams was 6-of-9 with 14 off the bench including the go-ahead bucket in the closing minutes against Duke. The defining moment belonged to Smith, as she calmly sank four free throws in the final seconds to send Arkansas to the Final Four for the first time with a 77-72 win over ACC champion Duke.

FIVE GAMES TO GLORY


When the 1999 season ended, Arkansas was 15-14 and 11th in the SEC. Leading scorer Karyn Karlin was out for the year with a torn ACL. Not the ending Cinderella hoped for after the Final Four. But Arkansas got a second chance with the WNIT, and by virtue of its season attendance was chosen to host the opener with SLC champion Northwestern State. Sophomore Lonniya Bragg, quiet most of the season, tore into NSU for a career-tying 22 points. Arena conflicts helped Arkansas host round two, and a late-season snowstorm led to the smallest crowd at Bud Walton for women's basketball (890). Those that braved the weather saw a sophomore class record 35 points as Okie Wendi Willits busted the Sooners in an overtime thriller, 97-93. The crowds began to pour back into Bud Walton, and Arkansas survived Rice, 76-70, in the quarterfinals thanks to 18 from Bragg. The WNIT picked Arkansas to host again, and the crowd and the Razorbacks did not disappoint as 9,041 saw 5-11 Bragg rack up a career-high 23



against the 6-5 and 6-4 posts of MVC runner-up Drake in a 80-56 rout. It set the stage for a titanic showdown at Walton with Wisconsin. An all-time record 14,163 paid to see Arkansas win the title behind an inspired senior performance from Kamara Stancle with 15 points and 13 rebounds. The victory was marred by the sudden illness and death of Sytia Messer's mother on the eve of the game.


AMERICA'S BEST THREE-POINT SHOOTER

Wendi Willits shattered all of Arkansas' three-point records during the 1998-99 season. More impressive, the 5-8 Fort Cobb, Okla., sophomore came within a single trey of breaking a previously thought unbreakable SEC record -- Cornelia Gayden's single season mark. Willits finished with 104, shooting 35.7% from the arc. Ranking top five in the nation in both percentage and production, Willits was chosen by the Basketball Hall of Fame as its Ed Steitz Award winner. Her uniform, complete with her trademark headband, was displayed for the 1999-2000 season at the Basketball Hall of Fame in Springfield, Mass. Her senior year, she became the No. 2 three-point scorer in SEC history as well as the all-time leader at Arkansas. Willits closed her career at the ESPN College Three-Point Shooting Contest, where she reached the Final Four.



DROPPING DIMES FOR RECORDS

Point guard Amy Wright started the second century of Razorback basketball by shattering a once-thought-untouchable record of 186 assists in a season set by Donna Wilson in 1989. Wright's 198 led Arkansas back into the NCAA Tournament second round in 2001, and left her in striking distance for her senior season of the all-time leader, Amber Nicholas Shirey. For her final season, Wright not only took the career record early on, but she broke her own season mark to become the first woman to go over 200 in a season with 205 and close her career with 717.



SECOND TO ONE, BUT SECOND TO NONE

Hot Springs, Ark., native Shameka Christon finished her four-year career at Arkansas as the first woman to threaten the all-time scoring mark of Bettye Fiscus and ended up second all-time with 1,951 points. However, in many ways Christon was second to none in her Arkansas career with many firsts. Early in her career Christon became the first Razorback women's basketball player to represent the United States at the World Championships and the first to win a gold medal on the world stage. As a senior, she was the first Razorback named Associated Press All-America with her selection to the third team, surpassing Christy Smith's four times on the AP team, but as an honorable mention. Christon also became the first voted SEC Player of the Year (both coaches and AP), making her the second Razorback to take player of the year (Delmonica DeHorney in the SWC days). She closed out her time in Fayetteville by becoming the first



Razorback taken as a first-round draft pick of the WNBA, going fifth overall to the New York Liberty. Christon added another first as the first Razorback to make an all-pro team as she was on the WNBA's Rookie Team in 2004.

IT WAS THE BEST OF TIMES...

IT WAS THE WORST OF TIMES

Tom Collen returned as the head coach for the Arkansas women's basketball team in April 2007. Inheriting a team that had set the standard for best start to the first loss with a 15-1 run before setting the standard for futility with a 10-game losing streak, Collen had no expectations of another streak against a schedule including key road contests. After the first win in several years at Missouri, Arkansas came home to face Clemson -- the first ACC team in Walton Arena. Downing the Tigers, the Razorbacks faced the toughest test with NCAA participant Marquette in the finals of the Dartmouth tournament. Trailing by eight, Arkansas rallied for a two-point win. Riding a 14-game streak, the Razorbacks pummeled former SWC rival Texas Tech to close out the pre-conference schedule perfect. The 15-0 start broke the in-season winning streak of the 1990-91 SWC Championship team that set the school record for wins and percentage with a 28-4 finish. The 15 straight games also bested the 11-game run to close the 1998-99 and start the 1999-2000 season. Behind senior double-double averaging post player Lauren Ervin, Arkansas looked ready to vault its top 25 AP ranking back into the NCAA Tournament. Fate had different plans as Ervin tore her ACL in the SEC opener, ending her career as the second all-time double-double points-rebound player. The Razorbacks suffered several other injuries and stumbled to a 2-13 close.

HISTORIC CHANGES

On Jan. 1, 2008, the University of Arkansas brought together the men's and women's athletic departments. Starting with the new fiscal year in July 1, 2008, the women's sports teams dropped the usage of "Lady" and "Lady Back" nicknames.

MORE CHANGES

The Razorbacks returned to the NCAA Tournament reaching the second round before elimination in 2011-12. The team that bumped them? New SEC member Texas A&M. Arkansas and the 12-member SEC began preparation for the addition of the Aggies and Missouri moving the SEC to 14 teams for the 2012-13 season.



FIRST-YEAR FUN

In April 2014, Arkansas welcomed its eighth head coach in program history with the hiring of former ESPN analyst Jimmy Dykes. In his first year, Dykes was handcuffed with just nine players on his roster and faced the daunting task of playing one of the nation's toughest (ranked sixth) schedules. What did the first-year coach and the Razorbacks do? They won 18 games, defeated three ranked opponents and reached the second round of the NCAA Tournament. Along the way, sophomore Jessica Jackson picked up All-SEC Second-Team honors and Dykes earned the respect of his peers and was named one of two finalists for the Spalding Maggie Dixon Division I Rookie Coach of the Year.

30 GREATEST GAMES



#1A - ARKANSAS 77, #8 DUKE 72 March 23, 1998

A total team effort. Christy Smith fulfills the dream of every little girl—she must make the free throws to send Arkansas to the Final Four. Smith does not get to the line without Tennille Adams' offensive stick-back to put Arkansas ahead. Treva Christensen and Sytia Messer solidify their picks as All-West and West Region MVP. The game gives rise to two of the greatest moments in women's basketball history. The first came before the game. After a silent ride through the Oakland twilight, Gary Blair rose as the team bus halted. "Don't get off the bus if you don't expect to win," he said, then turned and left the bus. The second came after as Smith and Stancle fell to the floor at the end of the game. ESPN commentator Beth Mowens declared, "Do you believe in miracles?"



Texas coach Jody Conradt appears somber as Arkansas' Juliet Jackson exits Friday after the Lady Razorbacks snapped UT's 181-game winning streak. 2-24-90
Arkansas snaps UT women's streak
Predefined Vectors Blue score, standings 12B a 20-22 decision to Texas A&M on Jan. 23, 1990. *Oklahoma State, Iowa, Iowa State, and Kansas State all lost.

#1B-ARKANSAS 82, #6 TEXAS 77 February 23, 1990

The clipping above from the Dallas Morning News says it all. Senior Juliet Jackson's clutch free throws ice the first loss by UT to a SWC member—183 consecutive games. Delmonica DeHorney led Arkansas with 26 points, eight boards and four blocks. Jackson had 19 points and seven assists, and of course, was 7-of-8 at the line—4-of-4 in the closing minute. DeHorney was national player of the week after the game, but those that were there will tell you the best part was seeing The Drum bathed in white—not victory burnt orange—lights.

#2-#22 ARKANSAS 82, #2 LSU 72 January 19, 2003

The largest regular season crowd in school history (11,486) and ESPN watched as Arkansas won the first top 10 vs. top 10 game in school history. Arkansas' "Big Three" of Shameka Christon (25 points, 7 boards), India Lewis (19 points) and Dana Cherry (13 points, 12 rebounds) were joined with SEC all-freshman Ruby Vaden (13 points, 7 boards) as the Razorbacks dominated the second-ranked Tigers. LSU threatened late, but the comeback only served to add to the instant classic status of the game. Along with mark the best start in SEC play to date, LSU became the highest-ranked team to lose to Arkansas.



#3-ARKANSAS 72, #9 TENNESSEE 71 (OT) February 23, 2012

Sarah Watkins hit a layup with eight seconds on the clock forcing overtime with the game tied at 62, and Lyndsay Harris hit two in overtime giving Arkansas a 72-71 win in overtime over No. 9/11 Tennessee in Knoxville, Tenn. The Razorbacks hit the final four points and held Tennessee scoreless late for the win. Harris paced Arkansas with 20 points and Watkins had 18. Senior C'eira Ricketts added 16 in the win. Arkansas' first half effort was fantastic and they played themselves to a 31-26 lead at the break. Harris had 11 points to lead all scorers in the first 20 minutes but Arkansas' aggressive play racked up nine fouls. The Razorbacks shot 57.9 percent in the first half hitting 11-of-19 shots and the Razorbacks did a good job defensively, holding Tennessee to 9-for-20 from the floor and forcing 10 Lady Vol turnovers. Tennessee came out much more aggressive defensively in the second half and outscored Arkansas 36-31 in the second half but Watkins layup allowed Arkansas to hold on to the tie and force the extra period. The Razorbacks finished the game hitting 25-for-50 from the floor and eight three pointers.

#4-#22 ARKANSAS 81, #7 GEORGIA 70 March 18, 1990

Considered for years one of the top 10 upsets in NCAA women's tournament history, Arkansas goes to Athens, Ga., to stun the Lady Bulldogs behind 30 points from Juliet Jackson. Georgia's strategy was to shut down Delmonica DeHorney and Blair Savage inside and isolate Amber Nicholas outside. They dared Jackson to beat them, and she did by raining down 12-of-19 from the perimeter.

#5-ARKANSAS 67, WISCONSIN 64 March 23, 1999

Don't try to tell the WNIT record crowd of 14,163 fans at Walton Arena that this was the game for 65th in the country. The back-and-forth battle with the Badgers was befitting any championship. Seniors Kamara Stancle and sophomore Wendi Willits score 15 each as the team wins one for Sytia Messer's mom who passed away 24 hours before the game.



#6-#22 ARKANSAS 77, #6 TENNESSEE 75 December 29, 1996

The Razorbacks make national headlines with their first-ever win over Tennessee. Sytia Messer holds Chamique Holdsclaw to a single field goal and only 7 points while Christy Smith and Kimberly Wilson go off for 21 points each. Wilson jumped on UT early, hitting her first three treys and giving Arkansas a 19-11 advantage. Defense was the difference as four turnovers keyed a 13-0 run by Arkansas, capped by a three-pointer by Sytia Messer for a 48-36 lead. Tennessee did not go away, rallying to within a point, 76-75, with :56 to play. The Lady Vols had one last chance to win the game, but missed an inside shot. Karen Jones pulled down the rebound of her life and was fouled by Tennessee. Jones' free throw in the final seconds gave Arkansas its final margin of victory.

#7A-ARKANSAS 74, #7 SOUTH CAROLINA 46 January 27, 2002

#7B-ARKANSAS 67, #8 VANDERBILT 57 January 31, 2002

A combination entry because they are the first time that Arkansas defeated consecutive top 10 teams at Fayetteville, and because of the circumstances around the games. The Razorbacks stumbled at USC only three weeks earlier, 91-66, and thanks to some humbling early games were 1-6 to open SEC play. Not only did Arkansas turn the season around, it did it in convincing fashion. Forcing 26 turnovers, India Lewis and Dana Cherry had 17 each as UA meted out its worst beating of a ranked team during the regular season on USC. Four days later, Shameka Christon poured in 21 to lead Arkansas past Vanderbilt as the Razorbacks controlled the game start to finish.



#8-#1 TEXAS 71, ARKANSAS 70

February 18, 1984

The Texas win that wasn't. Arkansas scrapped with the top team in the nation, and got the opportunity of a lifetime with the ball and the clock running out at Barnhill Arena. Senior Amanda Holley's baseline jumper hangs in the air, hits the bucket, rolls around the rim and falls out as the horn sounds. The Razorbacks will have three more close calls with their arch-rivals, but a basketball generation will pass before Texas falls in 1990.

#9-#22 ARKANSAS 90, UCLA 80 (OT)

March 14, 1990

Perhaps the most exciting overtime game in Arkansas history, the Razorbacks come back from a 10-point deficit late in the game to tie the contest and send it into overtime. Led by All-America candidate Rehema Stephens, UCLA had five players in double figures but the Bruins ran out of gas in the extra five minutes as Amber Nicholas (22 points) and Blair Savage (21 points) lead a 15-5 overtime run. Not only a memorable game, it was the first-ever win by Arkansas in the NCAA tournament and the first-ever NCAA tournament game hosted by Arkansas.

#10-ARKANSAS 79, KANSAS 63

March 21, 1998

The Cinderella story comes to life as Arkansas holds All-American Lynn Pride of Kansas scoreless to rally from a 32-28 halftime deficit. Sytia Messer leads the charge with a 17-point second half effort as Arkansas dominates KU, 51-31, in the final 20 minutes. After shooting only 36% in the first half, UA blisters the Jayhawks for 63% in the second.

#11-#6 TEXAS 101, ARKANSAS 99

March 11, 1989

Quite simply, Southwest Conference fans say this may be the greatest championship game ever played—men or women—at the SWC Classic. The first-ever women's basketball game at Reunion Arena did not disappoint as the two teams produced near-flawless games. Each committed a season-low eight turnovers, and the 200 points scored were school records for combined score for both. Trailing 51-46 at halftime, Arkansas responded with 52.8 from the field led by a career game by Lisa Martin with 31 points. Four of Arkansas' starters were in double digits as Shelly Wallace added 20 points and 15 boards. Clarissa Davis saved the day with 36 for Texas.

#12-ARKANSAS 78, #10 FLORIDA 69

March 2, 2001

Arkansas rode a 10-game losing streak to the Gators into the second round of the SEC Tournament, but freshman Shameka Christon had 22 points, 11 rebounds and

four stitches as the Lady'Backs jumped on Florida early. Arkansas led by as many as 20 before Christon departed the game with a busted lip. She returned, but not before Florida closed to within seven. Behind 22 from Wendi Willits and 10 from Lonniya Bragg, Arkansas went on a 7-0 run late to advance to the SEC Tournament semifinals for the first time in school history.



#13-#18 ARKANSAS 73, #8 VANDERBILT 71 (OT)

February 19, 1995

Kelly Johnson said she had never hit a game-winner at the buzzer in her life. She didn't get the chance to do so again in her career, but when Christy Smith laced the pass down low to Johnson, she buried the 15-foot baseline jumper as time expired to give Arkansas its first-ever win over Vandy. The photo, above, of Johnson's shot has become one of the most requested classic images in women's basketball history.

#14 - ARKANSAS 80, MISSISSIPPI STATE 73

March 4, 2005

Midway through the first half of Arkansas' opening game at the SEC Tournament, Susie Gardner's team looked headed for a blowout trailing by 17 points with 4:01 left in the first. Trimming the deficit to 11 at half, Arkansas held MSU scoreless almost four minutes to start the second and soon pulled within striking distance. A trio of sophomores led by Sarah Pfeifer were in double-digits to give Arkansas an eight-point lead with just under four minutes to play, a 25-point swing from the same point in the first half.

#15-ARKANSAS 66, #23 SMSU 63

December 29, 1993

There are few things better than beating a rival, and even better when it comes unexpectedly. First-year head coach Gary Blair drew up the play for his freshman three-point sharpshooter Kimberly Wilson. With seconds left, Wilson calmly stroked the winning shot, breaking an unprecedented two-year losing streak to SMS. Wilson became the Bear stalker, posting a 4-0 career mark with SMS.

#15-CALIF. 66, ARKANSAS 62

March 21, 1982

Arkansas' first appearance at a national tournament almost became its first win. The host Golden Bears hold off a pesky Arkansas team in the opening round of the 1982 AIAW Championships. Tied 29-29 at halftime, turnovers and fouls are the undoing of Arkansas. The Razorbacks had 31 turnovers—11 more than Cal—and leading scorer Bettye Fiscus fouls out with 17 points. Kim Bunge also has 17 points, but with four fouls.

#17-ARKANSAS 73, OLE MISS 72

January 2, 1993

The first major victory in the SEC as the former SWC Champion defeats the defending SEC Champion Lady Rebels. Shea Henderson is the star of the day as the Star City guard drives down the lane in the closing seconds to hit the game winner.

#18-ARKANSAS 97, OU 93 (OT)

March 14, 1999

Fort Cobb, Okla., product Wendi Willits takes over the Border War between UA and OU. The second round Women's NIT match-up is a toe-to-toe physical battle. In the midst of a record-setting season of three-point shooting, Willits scores a career-high 35 points to lead Arkansas into the quarterfinals.

#19-#6 VANDERBILT 81, ARKANSAS 78

March 9, 2002

Shameka Christon had the greatest game at the University of Arkansas in over a generation, but her 40 points in 37 minutes played was not enough to overcome Vanderbilt at the Gaylord Entertainment Center in Nashville for the SEC Tournament semifinals. At the start of the second half, it looked like there wouldn't be much drama as Vandy extended its 44-26 halftime lead to 22-points, 52-30, with 17 minutes left. Then Christon took over, scoring a school record 28 points for a half. Arkansas cut the lead to one, 79-78, with 22 seconds left. Missed VU throws gave Arkansas the last shot, but with nine seconds to play Christon was called for a charge that allowed Vandy to shoot free throws for the final score.



#20-ARKANSAS 52, #20 VANDERBILT 51 (OT)

January 8, 2006

Another Commodore OT heartache, but this one came in one of the most dramatic fashions as sophomore Brittney Vaughn sank the longest buzzer-beating shot in Walton Arena history to send this contest into OT. One of only three known end of the period half-court shots, Vaughn's 47-footer is the only one to close regulation. Vaughn was scoreless for 39:30, but her driving reverse layup trimmed the Vandy lead to three, 46-43, to set the stage for her game-tying heave. The night proved "vaughn-derful" as her sister Rochelle scored a career-high tying 22 points, including a pair of free throws with 13 seconds left in the overtime period to ice the victory for Arkansas.

#21-ARKANSAS 82, #17 PSU 78

January 9, 1999

In its first appearance on CBS, Arkansas does not disappoint. Karyn Karlin dominated the Lady Lions in the paint, scoring 18 points almost at will as Arkansas built a 15-point lead with eight minutes to play. Penn State rallied, and with two minutes left led by two points. Wendi Willits to the rescue with a 21-footer to put Arkansas back up by one, then a steal on the ensuing PSU possession that led to a pair of free throws. The 5-0 Willits run put Arkansas up by three with 50 seconds to play.



#22-ARKANSAS 45, #24 KENTUCKY 43

January 23, 1993

Undoubtedly the quirkiest win in Arkansas history. The Wildcats were returning to the top 25 for the first time in years, but the Razorbacks made sure the stay was short. It was an improbable win as Arkansas rode a five-game losing streak and was in jeopardy of losing three straight at home for the first time in school history. Defense was the key as Arkansas not only got the win, but did it in record-setting fashion. This was only the second game in Arkansas history in which no one was in double figures, and remains the only time Arkansas has won without a double-digit scorer. Shea Henderson led the team with nine points. Barnhill Arena and one of the Women's Athletics Department's W.A.R. (women's attendance record) promotions share credit for the win. At 5,391, it ranked as the fourth largest crowd to watch the Razorbacks in Barnhill Arena.



#23-ARKANSAS 71, #16 GEORGIA 63

February 8, 2004

Arkansas rode a three-game home losing streak for only the second time in school history into an ESPN game with #16 Georgia, but Susie Gardner continued her coaching mojo against her alma mater as the Razorbacks controlled the close game from start to finish. With only eight players on the bench due to injuries, UA was led by Shameka Christon with 28 points, a double-double from Rochelle Vaughn with 11 points and 12 assists and a near-double of 14 points and 9 rebounds from Kristin Moore.



#24-ARKANSAS 59, ALABAMA 58


February 2, 2003

India Lewis was known for her three-point shooting, but in her career at Arkansas she had not hit a game-winner until this afternoon in Tuscaloosa. Arkansas struggled most of the game, no player more than Lewis who entered the final seconds 0-for-7 from the field. Down by two, Lewis took the ball to her right, feinted a drive then stepped back for a fall-away 22-footer as the horn sounded. The win proved a turning point for the conference season, ending a three-game losing streak.

#25-ARKANSAS 61, #25 SMSU 60

December 10, 1994

For the second straight year, Arkansas knocks off top 25 SMSU, but this time it's in the Bears' den before 7,490. While Kimberly Wilson led with 19, it was Stephanie Bloomer who was the heroine. Bloomer hit a pair of free throws with 16.5 seconds to play for the win. The 6-3 post had 16 points and 13 rebounds in the game. Arkansas trailed by 10 early, and got its first lead with 2:22 left off a driving layup by Allyson Twiggs.



#26-ARKANSAS 79, OKLAHOMA STATE 70

February 16, 1982

Coach Matilda Willis called it her "Champagne Game" in the pregame press, but Oklahoma State was not so willing to give up Arkansas' first-ever 20-win season easily. It looked easy with a 43-29 lead at half, but the Cowgirls cut the spread to three, 69-66, with 3:17 to play. In turn, Bettye Fiscus, Connie Fitzgerald and Erma Greer stepped up with key buckets to pull away from OSU. For the game, Fiscus had 27, followed by Kim Bunge with 14 and Amanda Holley with 12 points and 10 rebounds.

#27-- ARKANSAS 68, KSU 53

January 2, 1982

The first win for Arkansas over a top 20 ranked team. Bettye Fiscus and Amanda Holley turn in double-double games--Fiscus an amazing 20 points with 18 rebounds and Holley 12 points with 11 rebounds. Cheryl Orcholski shares top scoring honors with 20 points of her own.

#28-ARKANSAS 77, #25 ALABAMA 73

February 18, 1999

Arkansas had its Senior Day one game too late but the Razorbacks scored their first win ever at Coleman Coliseum with a 77-73 upset of 25th-ranked Alabama. Senior Sytia Messer scored a season high 21 points and senior Tennille Adams came off the bench for her second career double-double with 11 points and 10 rebounds. Alabama led by eight at halftime, but the lead wasn't enough to hold off Arkansas. The Razorbacks outscored Bama, 45-33, in the second half. Alabama crept back to within one, but freshman Amy Wright responded with a three-pointer to make it a four-point bulge, 71-67.

#29-#14 ARKANSAS 76, #20 TEXAS 61

January 8, 1991

The rematch with Texas is more bust than dust-up as Delmonica DeHorney dominates the lane again and Amber Nicholas pours in the assists and outside shots. Arkansas controlled the game from tip to final horn. The win proves the victory previous year at Austin was not a fluke, and with Arkansas headed out of the SWC, this proves to be the only win over Texas at Barnhill Arena in school history. It results in the largest crowd at Barnhill Arena for a women's basketball game--6,819 fans. When Bud Walton Arena opens, this figure is eclipsed by the growth of women's basketball popularity thanks to the SEC.



#30-ARKANSAS 83, #11 IOWA 57

November 23, 1997

The Reebok Classic at the Fleet Center in Boston, Mass., was the scene of a mugging as Arkansas shredded the 11th-ranked Hawkeyes. Kamara Stancle scored 21 points in only her second game at Arkansas after transferring from Connors State JC. The Razorbacks defense forced 22 turnovers as Arkansas outrebounded the much taller Hawkeyes, 39-22. Tennille Adams picked up her first double-double of her career with 13 points and 11 rebounds. Leading 38-29 at half, the Razorbacks crushed Iowa with a 13-0 run early in the second half and held the Hawkeyes scoreless for 4:43.

Honorable Mention

ARKANSAS 78, CLEMSON 68

March 15, 2002

A game in the books as much for an individual as the team as Shameka Christon scores 36 points in 33 minutes to lead the Razorbacks in the NCAA first round. The loss was the first ever for Clemson under Jim Davies in the first round, and Christon's 36--made more dramatic by an early first half injury that sidelined her for seven minutes--gave the sophomore the second most points scored in consecutive games (see Game #18) in school history.

DYKES GREATEST GAMES

#1 - ARKANSAS 57, #22 NORTH-WESTERN 55 (NCAA TOURNAMENT)

March 20, 2015

Junior Melissa Wolff scored 13 points and grabbed 15 rebounds leading Arkansas to the 57-55 win over #22 Northwestern in the first round of the NCAA Tournament in Waco, Texas. Arkansas, a surprise at-large selection, made it's first appearance in the NCAA Tournament under first-year head coach Jimmy Dykes. NU was up four, 51-55, at the 3:59 mark and Arkansas shutdown their offense from that point on. Brooks got a steal and a layup cutting the lead to two and Wolff followed with a steal and Bowen converted on the jumper to tie the game at 55 with 1:14 to play. It was the seventh tie of the contest. NU missed its next opportunity and Jackson grabbed the rebound. She was fouled with: 29 seconds to play and hit one of the two bonus shots giving the Razorbacks the lead. Wolff came down with the biggest rebound of the game and was pinned along the sideline but wisely called the timeout to save the possession. NU came out of the break and had to foul Arkansas but the Razorbacks missed the free throw with just: 22 seconds left in the game. NU turned the ball over on its trip down the floor and was again forced to foul Arkansas. Brooks hit one of two with: 02 seconds to go as the Razorbacks held on for the lead. Sophomore Kelsey Brooks paced Arkansas with 15 points and six boards while Jessica Jackson added 14 points and eight rebounds. Jhasmin Bowen also scored in double figures with 12 points. Wolff's double-double was the eight of her career and Arkansas is 7-1 when she records a double-double.

#2 - ARKANSAS 72, OLE MISS 61 (SEC TOURNAMENT)

March 5, 2015

Jessica Jackson dropped in 25 points and had eight rebounds leading the Razorbacks to their first SEC Tournament win in several years and the first under Jimmy Dykes. Jackson scored 21 of her 25 points in the second half. Freshman McKinley Bostad hit a three pointer at the 4:43 mark of the first half giving Arkansas the lead for the first time in the game. She added a pair of free throws to stretch the margin to three, 25-22, through the under four timeout. Sophomore Kelsey Brooks was in double figures by the half with 10 points. She has scored in double figures in 22 games this year. Brooks finished with 13 points in the win. Brooks played 40 minutes.

pair of free throws sending Arkansas into the locker room with a 37-31 lead over the Sooners. The second half was a mirror-image of the first as the teams played through seven lead changes and 11 ties in 40 minutes. The Razorbacks had the advantage in most areas in the second frame, outscoring OU 34-33 in the second half and shooting better from the free throw line.

Official Basketball Box Score - Game Total - Final Statistics
#22 ARKANSAS vs OLE MISS
OLE MISS Home (OT at North Little Rock, Ark (Verizon Arena))

ARKANSAS 57 - 55		OLE MISS 61 - 72	
Player	Points	Player	Points
10 JACKSON, Jessica	25	10 JACKSON, Jessica	25
11 WOLFF, Melissa	13	11 WOLFF, Melissa	13
12 BOWEN, Jhasmin	12	12 BOWEN, Jhasmin	12
13 BERNIA, Cali	12	13 BERNIA, Cali	12
14 BROCK, Katelyn	10	14 BROCK, Katelyn	10
15 BOSTAD, McKinley	10	15 BOSTAD, McKinley	10
16 POWELL, Katie	8	16 POWELL, Katie	8
17 BAILEY, Jacey	8	17 BAILEY, Jacey	8

Official Basketball Box Score - Game Total - Final Statistics
#4 ARKANSAS 77, NO. 17/16 IOWA 67
November 28, 2014

ARKANSAS 77 - 67		IOWA 67 - 77	
Player	Points	Player	Points
10 JACKSON, Jessica	24	10 JACKSON, Jessica	24
11 WOLFF, Melissa	13	11 WOLFF, Melissa	13
12 BOWEN, Jhasmin	12	12 BOWEN, Jhasmin	12
13 BERNIA, Cali	12	13 BERNIA, Cali	12
14 BROCK, Katelyn	10	14 BROCK, Katelyn	10
15 BOSTAD, McKinley	10	15 BOSTAD, McKinley	10
16 POWELL, Katie	8	16 POWELL, Katie	8
17 BAILEY, Jacey	8	17 BAILEY, Jacey	8

#3 - ARKANSAS 71, OKLAHOMA 64 (N. LITTLE ROCK)

December 21, 2014 (SEC/Big 12 Challenge)

Jessica Jackson and Kelsey Brooks combined for 47 points leading Arkansas to a 71-64 win over Oklahoma in the inaugural SEC/Big 12 Challenge in North Little Rock. Jackson scored 23 and Brooks dropped in 24 points in a foul-infested game at Verizon Arena. Jackson went 8-for-16 from the floor with one three pointer and made six-for-seven from the line. Brooks tied the school record going to the line 20 times, making 11 for the Razorbacks (9-2). Oklahoma opened the game on a 6-0 run forcing Arkansas to play catch up early. With the help of a pro-Razorback crowd of 3,689, Arkansas chipped away climbing back into the game and taking a 12-11 lead after a spin move in the lane by Jackson for her first basket of the game. A back-and-forth battle ensued until the Sooners again pulled away. Arkansas went to its bench and Khadijah West came in and scored, had four blocks and led great defense as the Razorbacks put together a 6-0 run to retake the lead. In seven minutes, West also grabbed three rebounds and had a free throw for the Razorbacks. The game was tied at 31 with 1:23 to go in the opening frame when freshman McKinley Bostad hit a three from the corner giving Arkansas the lead. West was fouled and made one bonus shot and, as time wound down, Brooks was fouled and made a

#4 - ARKANSAS 77, NO. 17/16 IOWA 67

November 28, 2014

Arkansas got its first win over a ranked opponent under first-year head coach Jimmy Dykes when the Razorbacks upset No. 17 Iowa in a Thanksgiving weekend tournament in Las Vegas. Arkansas overcame a halftime deficit and, after a low-scoring first half, Iowa and Arkansas (5-0 overall) combined for 92 points in the final 20 minutes, with the Razorbacks scoring 52 of those. Kelsey Brooks dropped in 24 points hitting seven free throws and grabbing eight rebounds. Jessica Jackson added 22 points and seven boards while Melissa Wolff had 10 rebounds and nine points in the win.

Official Basketball Box Score - Game Total - Final Statistics
#4 ARKANSAS 77, NO. 17/16 IOWA 67
November 28, 2014

ARKANSAS 77 - 67		IOWA 67 - 77	
Player	Points	Player	Points
10 JACKSON, Jessica	24	10 JACKSON, Jessica	24
11 WOLFF, Melissa	13	11 WOLFF, Melissa	13
12 BOWEN, Jhasmin	12	12 BOWEN, Jhasmin	12
13 BERNIA, Cali	12	13 BERNIA, Cali	12
14 BROCK, Katelyn	10	14 BROCK, Katelyn	10
15 BOSTAD, McKinley	10	15 BOSTAD, McKinley	10
16 POWELL, Katie	8	16 POWELL, Katie	8
17 BAILEY, Jacey	8	17 BAILEY, Jacey	8

HALL OF HONOR – BETTYE FISCUS

The first of the true greats in Razorback history, Bettye Fiscus set the definition by which all other Arkansas women's basketball players are judged.

In a career of firsts, Fiscus received perhaps her final and most unique honor in 1994 when she became the first female athlete inducted into the University of Arkansas Sports Hall of Honor.

Fiscus was the first player to score over 1,000 points in a career, and broke the school record in only two seasons. She went on to become the only women's basketball player over 2,000 points, and until Razorback All-American and NBA standout Todd Day in the early 1990s, Fiscus was the university's all-time leading scorer.

Also one in a long line of Arkansas prep legends to play for the Razorbacks, she led her hometown of Wynne, Ark., to the AAA state title and was named player of the year by the Arkansas Democrat.

Her jersey number -- No. 5 -- was the first to be retired by the University of Arkansas -- male or female -- and hangs in the Razorback trophy case, as well as in Barnhill Arena.

Even though her career ended in 1985, she still holds seven Arkansas overall individual records including total points, career scoring average, field goals and free throws and seven class records. When she completed her career, she not only was the all-time leading scorer, but the leader in rebounds as well with 785.

Adding to her career honors, she was inducted into the Arkansas Sports Hall of Fame in 2006.

She was inducted into the Southwest Conference Hall of Fame in 2015.



IT'S NOT ALL ABOUT SCORING

While her career rebound mark of 785 did not last more than three years, Bettye remains No. 2 on the career rebound list and the top guard-wing rebounder. Notable Razorbacks below Bettye in boards: Kodak All-American Delmonica DeHorney and SEC Player of the Year Shameka Christon

Bettye Fiscus was Arkansas' first all-conference player, earning first-team all-SWC in 1982. She was a three-time all-SWC selection in her career, two-time all-SWC tournament and was selected to the SWC All-Decade Team

RECORDS

Two decades later, Bettye Fiscus remains Arkansas' all-time scoring leader with 2,073 points, but the original star of the program still holds another seven individual records and seven class records.

CAREER

Points, career: 2,073
Scoring average, career: 18.5 ppg
Field goals, career: 794
Free throw attempts, season: 229
Free throws, career: 485
Free throws, season, 183
2nd Free throw attempts, career: 622

CLASS RECORDS

Freshman pts., season (655) & game (37)
Freshman rebs, season (282) & game (18)
Freshman scoring ave.: 18.7
Freshman rebound ave.: 8.1
Sophomore rebound ave. (shared): 7.3

She also holds two records for SWC games only, career scoring average and season field goals.

BETTYE DICKEY TODAY

Bettye Dickey remains a part of the great history of the Razorback program. She was the first player in university history to have her jersey retired in 1986.

To celebrate the end of the Barnhill Arena era and the opening of Bud Walton Arena, the Women's Athletics Department issued commemorative tickets for the first women's game in the new facility. Each ticket had the image of one of the four career leaders, and a special banquet was held to celebrate "A Moment in Time." Bettye was joined at the banquet by Amber Nicholas Shirey (UA's then assist leader) and Shelly Wallace, the only woman to break Bettye's mark for rebounds.


As a part of the 30th anniversary season of Razorback basketball, the University chose Bettye as its Southeastern Conference Great to be honored at the 2006 SEC Women's Basketball Tournament in North Little Rock.



BETTYE FISCUS' CAREER STATS

YEAR	GP-GS	FG-FGA	PCT.	3P-3PA	PCT.	FT-FTA	PCT.	REB	RPG	PF-DQ	A	TO	BK	ST	PTS	PPG
81-82	35-35	236-486	.486	n/a	-	183-229	.799	282	8.1	76-2	34	85	11	76	655	18.7
82-83	26-25	181-370	.489	n/a	-	114-151	.755	189	7.3	56-1	42	68	7	57	476	18.3
83-84	23-22	158-296	.534	n/a	-	72-94	.766	137	6.0	45-1	29	49	0	27	388	16.9
84-85	28-28	219-439	.500	n/a	-	116-148	.784	177	6.3	45-0	38	50	1	45	554	19.8
TOTAL	112-110	794-1591	.499	n/a	-	485-622	.780	785	7.0	222-4	143	252	19	205	2073	18.5

Perhaps the most notable aspect of Bettye Fiscus' career -- it came before the advent of the three-point shot.



HALL OF HONOR – DELMONICA DEHORNEY-HAWKINS

Delmonica DeHorney Hawkins became the second Razorback basketball player and the fourth overall inductee to the Arkansas Hall of Honor in September 2000. The first Kodak All-American at the University of Arkansas, DeHorney set the standard by which all future post players will be judged. The only player in Southwest Conference history to receive three player of the year honors during her career, DeHorney led Arkansas to its peak of domination of the SWC and onto the national stage as a top 10 team.

DeHorney exhibited her promise her first season at Arkansas, earning SWC Newcomer of the Year honors. Her sophomore season was limited due to injuries, but the 6–4 Poteau, Okla., product came back stronger than ever as a junior.

It was during the 1989–90 season that DeHorney and Arkansas became household words in the sports world. Leading Arkansas and the SWC in scoring and field goal percentage, DeHorney paced the Razorbacks to the first win over Texas by a conference opponent. The win at Texas broke a 183–game streak and the UT strangle–hold on the conference title. As the SWC co–champions, Arkansas was selected for the NCAA tournament. DeHorney stepped up her game, earning All–NCAA West Regional team honors for her back–to–back 30–point games at the Stanford–hosted tournament. Arkansas reached the Elite Eight with DeHorney leading the way.

For her efforts, DeHorney was voted the SWC Player of the Year in 1990 as well as one of the 10 players selected by the WBCA for the Kodak All–America team.

As a senior, DeHorney proved herself again. Repeating as SWC Player of the Year, she led Arkansas to an undisputed SWC crown with a pair of wins over Texas and a 15–1 conference mark. Arkansas added the 1991 SWC Classic trophy to its collection to become the first team besides UT to win the postseason conference tournament. Ranked as high as 8th in the nation, Arkansas received a first–round bye in the 1991 NCAA Tournament, but was upset in the Sweet 16 by Lamar.



RECORDS

The post against all others are measured in Arkansas Razorback women's basketball history, Delmonica was one of the most accurate scorers in school history and the key to Arkansas leading the nation in field goal percentage during the 1990–91 season.

CAREER

Blocked shots, career: 235
Blocked shots, season: 83
Field goal %, career: 60.9%
Field goal %, season: 63.2%

CLASS RECORDS

Junior points, season (581) & game (39)
Freshman (7) and senior (6) [tied] blocked shots
Junior scoring average: 20.0 ppg
Junior season blocked shots: 83
Senior season blocked shots: 70

She also holds the record for career scoring in SWC games only along with another 10 SWC game records.

ONE OF A KIND

In the storied history of the Southwest Conference, only one woman was voted by the league coaches to a player of the year honor three times in a career. Delmonica DeHorney was the SWC Newcomer of the Year as a freshman in 1988. An injury limited her playing time as a sophomore, but she returned full force as a junior and a senior to lead the league in scoring and earn the 1990 and 1991 SWC Player of the Year award. The first player twice voted first team all–conference, DeHorney was chosen SWC Player of the Week three times and all–tournament once. Her career was remembered years later as she was the only women's basketball player voted to the five–player first–team of the SWC All–Decade Team.

One of Delmonica's three blocks that were key to Arkansas' snapping the Texas 183–game win streak in SWC games in 1990.

DELMONICA HAWKINS TODAY

Married to Jackson Hawkins and the mother of two, Delmonica lives in Baltimore, Md., and works as a juvenile probation officer. Immediately after her playing career at Arkansas, she spent a season in Japan in professional basketball, then a brief time in France. She returned to Fayetteville for the retirement of her jersey, only the second in school history, before settling with her family in Baltimore.

DeHorney–Hawkins joined the Razorback women at the 2011 SEC Championship where she was honored as an SEC Great.

DELMONICA DEHORNEY'S CAREER STATS

YEAR	GP-GS	FG-FGA	PCT.	3P-3PA	PCT.	FT-FTA	PCT.	REB	RPG	PF-DQ	A	TO	BK	ST	PTS	PPG
87-88	28-22	146-243	.601	0-0	–	117-170	.688	167	6.0	98-9	6	50	54	30	409	14.6
88-89	26-4	75-145	.517	0-0	–	62-88	.705	94	3.6	78-4	14	28	28	4	212	8.2
89-90	29-28	219-349	.628	0-0	–	143-213	.671	203	7.0	97-7	24	57	83	21	581	20.0
90-91	32-32	227-359	.632	0-0	–	129-177	.729	177	5.5	77-2	13	72	70	31	583	18.2
TOTAL	115-86	667-1096	.609	0-0	–	451-648	.696	641	5.6	350-22	57	207	235	86	1785	15.5



HALL OF HONOR – AMBER NICHOLAS

While others may have better statistics, arguably no other Razorback has had the impact upon the Arkansas women's basketball program as Amber Nicholas Shirey. An All-SWC and Academic All-America player in the late 1980s and early 1990s, she is the first former women's player to become a full-time coaching staff member at Arkansas. As a result, she played a critical hand in recruiting and coaching the athletes who replaced her in the record books.

It seems fitting that the player to hold the Arkansas record for assists would have the best winning percentage in her career (over 75 pct.) of any Razorback. In the process, her teams won 86 games, two SWC titles and made three NCAA appearances. Thanks in part to her 538 assists, her post players led the SWC in scoring twice.

She ended her career second in steals and one of only two players to rank in the top 10 in points, rebounds, steals and assists. Nicholas can rightly lay claim to a stake in the 86 games won during her four years as she played in all 117 games and started a school-record 87 consecutive games. The 1991 SWC Tournament MVP, Nicholas also was a two-time CoSIDA Academic All-American and NCAA Post-Graduate Scholarship recipient.

Her legacy to the program continued as an assistant coach, working with guards like former SEC three-point accuracy champion Kimberly Wilson, former four-time AP All-American Christy Smith and three-point record holder Wendi Willits. She had the privilege to coach the woman who finished off her assist record, Amy Wright.



“MISS LADY’BACK”

During the program's 25th anniversary celebration, that's the headline on the newspaper article about Amber Nicholas Shirey. The label fits as no person has been involved in more games than any other individual in Arkansas history, 117 as a player, 27 as a graduate assistant coach and 436 as an assistant coach. That's a total of 580 games over a span of 19 years.

RECORDS

Of all the records that Amber Nicholas set during her career, which included virtually every assist and free throw mark, the two that speak to the essence of her game remain to this day. She is the only starting point guard to take her team to three consecutive NCAA tournaments and the only Arkansas player named MVP of the SWC Classic.

CAREER

Three-point percentage, career: 41.6%
Three-point percentage, season: 47.7%
Free throw percentage, career: 84.5%
Consecutive games started: 87

CLASS RECORDS

It's somehow fitting that the consummate point guard of her era hold no class records. However, her post players, Delmonica DeHorney (junior season) and Shelly Wallace (senior season) hold the school class records for most points in a game, season and season scoring average.

A SCHOLAR AND AN ATHLETE

Recipient of several academic awards, Amber was the first Razorback to earn an NCAA Post-Graduate Scholarship. She also was the NCAA Woman of the Year from the state of Arkansas in 1992.

AMBER SHIREY TODAY

Honored by the university with selection to the University of Arkansas Sports Hall of Honor in 2002 as the third Razorback women's basketball player inducted, Shirey was also honored by the athletic department's as the Legend player at the 2003 Southeastern Conference Women's Basketball Tournament hosted in North Little Rock at ALLTEL Arena.

She married Fayetteville High softball coach Jason Shirey in 1999, and the Shireys have three children, a son, Ross, and daughters, Reese and Rheid.



AMBER NICHOLAS' CAREER STATS

YEAR	GP-GS	FG-FGA	PCT.	3P-3PA	PCT.	FT-FTA	PCT.	REB	RPG	PF-DQ	A	TO	BK	ST	PTS	PPG
88-89	30-3	79-178	.444	18-46	.391	26-31	.839	61	2.0	63-0	99	61	1	29	202	6.7
89-90	30-30	128-292	.438	31-71	.437	46-53	.868	131	4.4	69-4	169	116	3	67	333	11.1
90-91	32-32	152-308	.494	41-86	.477	53-66	.803	118	3.7	56-1	180	96	1	58	398	12.4
91-92	25-25	98-255	.384	31-88	.352	49-56	.875	118	4.7	60-2	89	100	1	66	276	11.0
TOTAL	117-90	457-1033	.442	121-291	.416	174-206	.845	428	3.7	248-7	537	373	5	220	1209	10.3



HALL OF HONOR – TRACY WEBB


The fourth Razorback women's basketball player inducted into the Arkansas Sports Hall of Honor, Tracy Webb Rice was the fiery leader of the basketball team during its climb to power in the Southwest Conference era.

Webb's scrappy play resulted in four consecutive 20-win seasons, the Razorbacks' first women's basketball NCAA tournament appearance and first major title with the 1987 National Women's Invitational Tournament.

The leader of a recruiting class that put Arkansas on the map, the Batesville, Ark., native stole more than the basketball during her four-year career.

Aside from 293 basketballs, Webb stole the show and the hearts of Arkansas fans as one of the most popular on-the-court personalities of the mid-1980s. The first true point guard star, Webb finished her career holding almost all the Razorback assist and steal records. She was the first Razorback player to earn "first team" All-Southwest Conference honors, a distinction that began her senior season.

She was also one of the first three Razorbacks named conference player of the week. Her junior-season team was the first in school history to earn an NCAA berth, losing by a point at Missouri in the opening round, 66-65. Her senior season was exciting as the Razorbacks missed beating No. 1-ranked UT by a bucket in Fayetteville (59-56) and at the SWC Tournament (72-70), then was overlooked for a return trip to the NCAA. Fueled to prove they belonged in the NCAA, Webb's team crushed the WNIT field by a 16-point average as she was named the tournament MVP.



MAKING HER POINT

Back in the 1980s, the NCAA tournament was limited to only 32 bids, and as a result many great basketball players never reached the Big Dance. Such was the case for the 1986-87 Razorbacks and their leader, Tracy Webb. Snubbed by the NCAA committee, Webb and company headed west to Amarillo, Texas, and the National Women's Invitational Tournament on a mission. Not only did Arkansas want to win, the team crushed the opposition by a record-setting margin that stood until the end of the NWIT's existence. That same year, Webb had a profound impact on Arkansas' future as she impressed upon a young recruit, Amber Nicholas, her duty to stay home and take over for her at point guard.

RECORDS

One of the first true point guards in Arkansas history, Tracy Webb set the standard by which future "1" players were measured. When she finished her career in 1987, she held almost every guard oriented career mark, including assists, steals and free throw percentage. She still holds these Arkansas marks.

CAREER

Steals, career: 293
Steals, season: 95
Personal fouls: 323

CLASS RECORDS

Senior season steals: 95
Senior game assists: 11 (tied)

She also holds the record for career assists and career steals in SWC games, plus the career and season records for best free throw percentage in SWC games.

TRACY RICE TODAY

After finishing her playing career at Arkansas, Tracy was a graduate assistant coach for the Razorbacks in 1987-88.

She worked for several years as a flight attendant for a major carrier. Married to Paul Rice and the mother of three, Webb lives in Hot Springs, Ark.

Tracy was the University of Arkansas' honored former player at the 2005 Southeastern Conference Women's Basketball Tournament in Greenville, S.C.

She was inducted into the Arkansas Sports Hall of Fame in 2008.



TRACY WEBB'S CAREER STATS

YEAR	GP-GS	FG-FGA	PCT.	3P-3PA	PCT.	FT-FTA	PCT.	REB	RPG	PF-DQ	A	TO	BK	ST	PTS	PPG
83-84	27-5	69-158	.437	n/a	-	75-109	.688	59	2.2	86-4	61	96	4	51	213	7.9
84-85	28-27	127-264	.481	n/a	-	102-142	.718	96	3.4	79-6	104	126	1	68	356	12.7
85-86	30-29	148-353	.419	n/a	-	91-130	.700	117	3.9	87-5	86	98	1	70	327	12.6
86-87	32-30	165-358	.461	1-7	.143	116-145	.800	116	3.6	73-5	173	135	0	95	447	14.0
TOTAL	117-91	509-1133	.449	1-7	.143	384-526	.730	388	3.3	325-20	424	455	6	284	1343	11.5



HALL OF HONOR – CHRISTY SMITH

The fifth Razorback women's basketball player inducted into the Arkansas Sports Hall of Honor, Christy Smith lives forever in the memories of women's basketball fans for her heroic leadership of the 1998 NCAA Final Four team.

She became the first Razorback to lead the nation in a NCAA statistical category by shooting 89.9 percent at the free throw line as a freshman. Yet, one of her 15 missed free throws that season cost Arkansas a chance to advance to overtime versus Ole Miss. That loss put Arkansas at 1–3 for SEC games, but Smith would not be denied and led Arkansas on a 6–1 finish to give the Razorbacks their best SEC finish in school history, 7–4, tied for fourth overall.

As a sophomore, Smith had the best single free throw shooting game in Division I for the 1995–96 season, a 15–of–15 effort to defeat Ohio State in the preseason WNIT. Arkansas roared to a program-best start of 13–1, but the team faltered when Smith tore her ACL at Kentucky midway through conference play. Without Smith, the team accepted a NWIT berth.

Upon her return, Arkansas opened 12–1 including Smith leading the Razorbacks' first-ever win over Tennessee, but a tough close made Arkansas the bubble team left out of the NCAA Tournament.

In her final season, Smith rallied Arkansas again into a NCAA bid, but with a ninth seed and the unenviable assignment to the Stanford-hosted subregional it appeared Smith would end her career short of her dream. But two flawless games from the West Lafayette, Ind., guard -- zero turnovers -- put Arkansas into the West Regional at Oakland. Defeating Kansas in the Sweet 16, and struggling from behind against eight-ranked Duke, Smith fulfilled her destiny appropriately at the free throw line. In the waning seconds, Duke fouled Smith twice and she calmly sank all four to send Arkansas to the Final Four in Kansas City. It remains to this day the only time an unranked team reached the Final Four.

Smith closed her career second all-time in assists and fifth in scoring. Only 31 assists shy of her coach Amber Nicholas' record, she certainly would have closed No. 1 in assists without her knee injury. She remains the highest scoring point guard in school history.

Along with her All-SEC honors, Christy was a member of the inaugural AP Women's All-America Team in 1995. She was a four-time honorable mention AP All-American, a feat made more notable by her season ending knee injury in 1996.



RECORDS

The highest scoring point guard in Arkansas history, Smith was one of the most accurate free throw shooters in the nation during her career. In fact, she led Division I in 1994–95 for the season and had the single best game in all of Division I in 1995–96.

CAREER

Three-point pct., half: 100% (5-of-5)
Free throw percentage, season: 89.9%
Free throw pct., game: 100% (16-of-16)
Free throw pct., half: 100% (12-of-12)

CLASS RECORDS

Freshman steals, season: 89

In addition to these records, Smith holds another 14 records for SEC games only including career free throws, career free throw percentage and career consecutive SEC starts -- 43. In fact, she is the only Razorback to start every SEC game of her career that she was able to play.

CHRISTY SMITH TODAY

Following her trip to the Final Four, Smith was a second round draft pick of the Charlotte Sting, and as the starting point guard for the franchise led the Sting to the WNBA Playoffs. Injuries limited her playing time the following season and eventually ended her professional career.


Smith was the fifth Razorback women's basketball player selected by the A-Club membership for inclusion in the Arkansas Hall of Honor. She was inducted in 2005.

She and former Razorback defensive back Jeromy Flowers have three children. She is currently an assistant coach with the Arkansas women's basketball team.



CHRISTY SMITH'S CAREER STATS

YEAR	GP-GS	FG-FGA	PCT.	3P-3PA	PCT.	FT-FTA	PCT.	REB	RPG	PF-DQ	A	TO	BK	ST	PTS	PPG
94-95	30/30	117/307	.381	40/113	.354	134/149	.899	76	2.5	60/1	133	134	2	89	408	13.6
95-96	22/22	111/276	.402	31/102	.304	110/138	.797	73	3.3	47/0	97	88	1	44	363	16.5
96-97	28/27	100/273	.366	45/134	.336	98/121	.810	68	2.4	57/0	131	82	1	52	343	12.3
97-98	31/31	93/255	.365	40/116	.345	119/143	.832	77	2.5	67/0	146	89	2	54	345	11.1
TOTAL	111/110	421/1111	.379	156/465	.336	461/551	.837	294	2.7	231/1	507	393	6	239	1459	13.1



Perhaps the most famous picture in Arkansas history: Christy Smith falls to her knees at center court of the Oakland Coliseum after dribbling out the final seconds of Arkansas' win over Duke to advance to the Final Four.

ARKANSAS SPORTS HALL OF FAME

(Established in January, 1959, to honor individuals who have made a special contribution to athletics in Arkansas.)



2006 BETTYE FISCUS

A native of Wynne, she is listed as the first "great" women's basketball player for the modern day Lady Razorbacks. Having guided Wynne to the 1981 state championship (scoring 18 points in the final 2:30 minutes of the title game), she also became a legend at the University of Arkansas. The first Lady Razorback to score more than 1,000 points in her career, Fiscus took the U of A to the Sweet 16 as a freshman. She's a member of the Southwest Conference's All-Decade team and had her number 5 jersey retired. She continues to hold a number of U of A records to this day. Fiscus is the program-leading scorer with 2,073 points, was the first player in program history to score 1,000 points and the only one to reach the 2,000-point plateau. Fiscus still holds program career records for points, field goals made (794), free throws made (485) and scoring average (18.5). She is a member of the Arkansas Hall of Honor and named an SEC Great in 2006.



2008 TRACY WEBB RICE

Tracy was a standout lady basketball player at Batesville High and was named "Player of the Year" by the Arkansas Democrat and the Associated Press. Playing on 2 state championship teams, she was named to the Gazette's Super Team, averaging 22.5 points, 8.6 rebounds, and 6 assist her senior season. She scored a career 1,691 points and was named state tournament MVP. Tracy was also a member of the state championship tennis doubles tennis team her sophomore & senior years. As a Lady Razorback true point guard, she gained All-SWC status, guiding Arkansas to 4 consecutive 20 win seasons and the NCAA tournament for the first time. She also guided the Lady'Backs to an WNIT title, grabbing MVP honors. Upon leaving the U of A she held most of the steal and assist records



2014 GARY BLAIR, WOMEN'S BASKETBALL COACH

Gary Blair is a former head women's basketball coach at the University of Arkansas and currently the head women's basketball coach at Texas A&M University. Blair led Arkansas to five NCAA appearances including the 1998 Final Four and four second round appearances including his last three seasons with the Razorbacks. During his tenure (1993-2003), the Razorbacks made eight postseason appearances in 10 years including earning a WNIT championship in 1999. Blair's overall record at Arkansas was 198-120 (.623). Blair is one of only three NCAA Division I women's basketball coaches to lead two schools to the NCAA Women's Final Four. Blair led Texas A&M to the 2011 national championship. At the start of this season, Blair had a 237-100 record at Texas A&M and a 645-263 overall record. He was the head coach at Stephen F. Austin from 1985-93, compiling a 210-43 record at the Texas school. He ranks among the top 20 in career victories and in

the top 30 by winning percentage among active Division I coaches. Blair already has been inducted into three halls of fame: the Texas High School Basketball Hall of Fame in 2002, the Stephen F. Austin University Ladyjack Hall of Fame in 2008 and the Southland Conference Hall of Honor in 2009.



2015 CHRISTY SMITH

Christy Smith graduated from Arkansas with a bachelor's degree in exercise science in 1998 and a master's degree in biomechanics in 2001. She was a four-year starter at point guard from 1995-1998. Smith's honors include being a four-time honorable mention All-American, first-team All-SEC in 1998, second-team All-SEC in 1996 and 1997, SEC Freshman of the Year in 1995. Smith led Arkansas to the 1998 Final Four, and was a UA Sports Hall of Honor inductee in 2005. The Razorbacks were 84-41 overall in her four seasons with two NCAA Tournament appearances and a WNIT appearance. She is Arkansas' eighth all-time leading scorer with 1,459 career points, ranks fourth on career assists with 507 and third in steals with 239. She played two seasons in the WNBA with the Charlotte Sting after being a first-round draft pick, No. 17 overall, in 1998. Smith is married to Tommy Cook and has three kids: Daughter Dayton (12) and sons Tyson (10) and Crew (8).

UNIVERSITY OF ARKANSAS SPORTS HALL OF HONOR

The University of Arkansas Sports Hall of Honor was established in 1988 as a means of honoring the all-time great athletes and coaches that have done so much in establishing a tradition of excellence in University of Arkansas athletics. Only former Razorback letterwinners are allowed to vote. Bios from their induction release are posted if they were available.

1994 Bettye Fiscus

1998 Bev Lewis

Lewis spent 19 years (1989-2007) as the director of Women's Athletics. During her tenure, the University of Arkansas has moved to increase athletic participation for women with the addition of volleyball, golf, gymnastics and softball. All four sports competed in NCAA post-season competition by each inaugural recruiting class' senior season and have established themselves as nationally competitive programs. Lewis received one of her greatest personal honors as Bob and Marilyn Bogle requested that Arkansas' new facility be named the Bev Lewis Center for Women's Athletics. Lewis' leadership was also key to the construction of Bogle Park and Razorback Field, the home to Razorback softball and Razorback soccer, respectively. Lewis served collegiate athletics at the highest level as an administrator, as a member of the NCAA Management Council, the NCAA Championship Cabinet and the Southeastern Conference Executive Committee. In 1998, she was voted into the University of Arkansas Hall of Honor for her contributions as a coach and administrator.

2000 Delmonica DeHorney

Named a Kodak All-American in 1990. - A two-time Southwest Conference Player of the Year and the league's New-comer of the Year. - Still holds program records for field goal percentage (.609), free throw attempts (648) and blocks (235). - Led Arkansas in scoring in record-setting win over Texas that snapped a 183-game SWC win streak for the Longhorns and led to a conference title. - Member of the Arkansas Hall of Honor. For the latest information regarding Razorback basketball, please visit ArkansasRazorbacks.com or follow @RazorbackMBB and @RazorbackWBB on Twitter.

2002 Amber Nicholas Shirey

The 1990 Southwest Conference Tournament MVP, Amber Nicholas Shirey lettered from 1989-92 and was a two-time All-SWC selection. The career leader in assists at Arkansas prior to the 2002 season, no point guard has matched her team's run of back-to-back conference titles and three consecutive NCAA appearances. The only 1,000 point-500 assist Lady'Back, she was a two-time CoSIDA Academic All-American, was NCAA Woman of the Year for the state of Arkansas and received an NCAA Postgraduate Scholarship. Becoming an assistant coach in 1993, she was an assistant for the 1998 NCAA Final Four team.



2004 Tracy Webb Rice

The fourth Lady Razorback basketball player inducted into the Arkansas Sports Hall of Honor, Tracy Webb Rice was the fiery leader of the basketball team during its climb to power in the Southwest Conference era. Webb's scrappy play resulted in four consecutive 20-win seasons, the Lady'Backs' first NCAA tournament appearance and first major title with the 1987 National Women's Invitational Tournament. The leader of a recruiting class that put Arkansas on the map, the Batesville, Ark., native stole more than the basketball during her four-year career. Aside from 293 basketballs, Webb stole the show and the hearts of Lady'Back fans as one of the most popular on-the-court personalities of the mid-1980s. The first true point guard star, Webb finished her career holding almost all the Lady Razorback assist and steal records. She was the first Lady'Back player to earn "first team" all-Southwest Conference honors, a distinction that began her senior season. She was also one of the first three Lady'Backs named conference player of the week. Her junior season team was the first in school history to earn an NCAA berth, losing by a point at Missouri in the opening round, 66-65. Her senior season was exciting as the Lady'Backs missed beating #1-ranked UT by a bucket in Fayetteville (59-56) and at the SWC Tournament (72-70), then was overlooked for a return trip to the NCAA. Fueled to prove they belonged in the NCAA, Webb's team crushed the WNIT field by a 16-point average as she was named the tournament MVP.

2005 Christy Smith

2014 Shameka Christon

The first Arkansas women's basketball player to earn Associated Press All-America honors, Hot Springs, Ark., native Shameka Christon became Arkansas' first, first-round professional draft selection after earning 2004 Southeastern Conference Player of the Year honors. Leading the league in scoring with 21.8 points-per-game her senior year, Christon played in three NCAA tournaments at Arkansas and closed her career as the second all-time leading scorer with 1,951 points. She led Arkansas to semifinal finishes at the 2001 and 2002 SEC Women's Basketball Tournament, still the all-time best performance for the Razorbacks. As a six-year veteran with the WNBA New York Liberty, she was on the 2004 Rookie Team and a WNBA All-Star in 2009. Christon was traded to the Chicago Sky for the 2011 season but injuries kept her out of the lineup. Christon is now with the Phoenix Mercury.

SOUTHWEST CONFERENCE HALL OF FAME

The Texas Sports Hall of Fame (TSHOF), in conjunction with the Arkansas Sports Hall of Fame and the Little Rock Touchdown Club, announced the selection of Bettye Fiscus into its 2015 class of inductees for the Southwest Conference Hall of Fame.

As the first female athlete inducted into the Arkansas Sports Hall of Honor in 1994, Bettye Fiscus set the definition by which all other Arkansas women's basketball players are judged. She was the first player to score over 1,000 points in a career, and broke the school record in only two seasons. She went on to become the only Razorback women's basketball player over 2,000 points, and until Razorback All-American Todd Day in the early 1990s, Fiscus was the University's all-time leading scorer. She averaged 18.5 points per game during her career. She was a Wade Trophy Award finalist, an award given to the nation's top women's player. Her jersey number – No. 5 – was the first to be retired by the University of Arkansas – male or female – and was placed in the trophy case and the rafters of Barnhill Arena. In 2015 during a special ceremony, a banner was raised in her honor in Bud Walton Arena, the current home of Razorback Basketball. She still holds 12 Arkansas overall individual records including total points, career scoring average, field goals and free throws and eight class records. When she completed her career, she not only was the all-time leading scorer, but the leader in rebounds as well with 785.

