



# SAM HOUSTON STATE BEARKATS WOMEN'S BASKETBALL

2013 SOUTHLAND CONFERENCE CHAMPIONS • 2013 NIT APPEARANCE • 578 ALL-TIME WINS

## 2017-18 BEARKAT SCHEDULE

OVERALL RECORD: 0-0

Southland Conference: 0-0 | Non-Conference: 0-0

Home: 0-0 | Away: 0-0 | Neutral: 0-0

### NOVEMBER

10	at Arkansas	Fayetteville, Ark.	10:30 a.m.
17	WILEY COLLEGE	HUNTSVILLE	11:00 a.m.
21	RICE	HUNTSVILLE	6:30 p.m.
29	TEXAS SOUTHERN	HUNTSVILLE	6:30 p.m.

### DECEMBER

2	ST. THOMAS (TEXAS)	HUNTSVILLE	3:00 p.m.
12	JACKSON STATE	HUNTSVILLE	6:30 p.m.
15	at Southern Miss	Hattiesburg, Miss.	6:00 p.m.
17	TEXAS STATE	HUNTSVILLE	3:00 p.m.
27	at LSU	Baton Rouge, La.	6:30 p.m.
30	at Abilene Christian *	Abilene	2:00 p.m.

### JANUARY

3	at Central Arkansas *	at Conway, Ark.	7:00 p.m.
6	INCARNATE WORD *	HUNTSVILLE	3:00 p.m.
10	A&M-CORPUS CHRISTI *	HUNTSVILLE	6:30 p.m.
13	HOUSTON BAPTIST *	HUNTSVILLE	3:00 p.m.
17	at Northwestern State *	Natchitoches, La.	6:30 p.m.
20	at Lamar *	Beaumont	2:00 p.m.
24	at Southeastern La. *	Hammond, La.	7:00 p.m.
27	at Stephen F. Austin *	Nacogdoches	3:30 p.m.
31	MCNEESE *	HUNTSVILLE	6:30 p.m.

### FEBRUARY

3	ABILENE CHRISTIAN *	HUNTSVILLE	3:00 p.m.
7	at A&M-Corpus Christi *	Corpus Christi	7:00 p.m.
10	LAMAR *	HUNTSVILLE	3:00 p.m.
14	NICHOLLS *	HUNTSVILLE	6:30 p.m.
17	at Houston Baptist *	Houston	2:00 p.m.
21	at New Orleans *	New Orleans, La.	7:00 p.m.
28	CENTRAL ARKANSAS *	HUNTSVILLE	6:30 p.m.

### MARCH

3	STEPHEN F. AUSTIN *	HUNTSVILLE	4:30 p.m.
7-11	SLC Tournament	Katy, Texas	TBA

\* Southland Conference game

## BROADCAST INFORMATION

Live Stats	arkansas.statbroadcast.com
Radio	
Play-by-Play	
Watch	SEC Network Plus
Talent	Brett Dolan and Manual Watkins
Twitter	@BearthatsWBB

## COMMUNICATIONS

Media Services Coordinator	Andrew Pate
Email	apate@shsu.edu
Cell	(713) 387-9119
Office	(936) 294-2692

GAME 1

## SAM HOUSTON (0-0) at ARKANSAS (0-0)

Friday, Nov. 10, 2017 • 10:30 a.m. CT • Fayetteville, Ark. • Bud Walton Arena (19,200)



### BEARKATS

Head coach: Brenda Nichols  
Record at SHSU: 115-212 (12th)  
Overall Record: 149-237 (15th)  
Last Game: 3/4/17 at SFA  
Result: Loss, 64-49



### RAZORBACKS

Head coach: Mike Neighbors  
Record at UA: 0-0 (1st)  
Overall Record: 98-41 (5th)  
Last Game: 3/1/17 vs. Florida  
Result: Loss, 71-61

## GAMEDAY STORYLINES

- Sam Houston State opens its 2017-18 season on Friday, looking to reverse course after finishing tied for 12th a season ago in the Southland Conference, posting a 3-25 overall record including 3-15 in league action. The squad went 0-10 in non-conference action.
- The Barkats return leading scorer **Jennifer Oramas** (9.1 points per game), leading rebounder **Lydia Baxter** (6.6), leading three-point shooter **Rachel Harrell** (38) and leading blocker **Kiera McKinney** (38) among eight total letterwinners to this year's squad.
- Sam Houston is set to play its most home games in program history during 2017-18 with 15 total. The Kats will play four more games at Johnson Coliseum than a season ago.
- Friday marks the second-straight season and third time in the last five years the Barkats have opened their season at the Razorbacks. Sam Houston is 0-7 all-time against Arkansas and is searching for its first season-opening win since defeating UT-Tyler on Nov. 13, 2011. The Kats fell 71-39 a season ago in Fayetteville and were outscored by 19 in the first quarter.

## PROBABLE SAM HOUSTON STARTERS (2016-17 STATS)

1

### JENNIFER ORAMAS • G

5-5 • So. • Penbroke Pines, Fla.  
Penbroke Pines HS



PTS	3FG%	AST	MIN
9.1	.366	2.1	26.9

**NOTES:** Boasted a breakout freshman campaign, leading the Southland Conference in 3-point field goal shooting percentage (.400) while draining 36 of 90 attempts ... played in all 28 games including making 25 starts ... tied for team lead in points per game (9.1) and led program in points (256) ... scored 20 points on pair of occasions and 18 points three other times.

00

### KEVYN FERRIERA • G

5-8 • So. • Tatum, N.M.  
Temple JC



PTS	REB	AST	MIN
--	--	--	--

**NOTES:** Averaged 6.7 points in 29 games played including 21 starts during her 2016-17 freshman season at Temple JC ... scored in double figures nine times including season-high 16 points in 6-for-14 performance against Hill College (1/18/17) ... all-district all four seasons at Tatum High School including being named All-State her sophomore through senior seasons.

20

### AKARIAN MORGAN • G

5-6 • Fr. • Cleburne, Texas  
Cleburne HS



PTS	REB	AST	MIN
--	--	--	--

**NOTES:** Averaged 14.7 points per game and 2.6 steals with Cleburne High School and was named offensive MVP for District 8-5A during her sophomore and junior campaign ... touted as quick player who can score off the dribble by head coach Brenda Nichols.

42

### KIERA MCKINNEY • P

6-2 • So. • Amarillo, Texas  
Tascano HS



PTS	REB	AST	MIN
4.9	4.5	0.4	19.6

**NOTES:** In 2016-17, led all Southland Conference freshmen with 26 blocks which ranked third overall among league competitors ... led team in rebounding on four different occasions and paced squad in points two times ... third on squad with 4.5 rebounds per game ... played in all 28 games including making 14 starts ... generated four double-digit point totals including 15 vs. Wiley (11/28).

35

### ASHLEIGH COOPER • C

6-0 • Jr. • Pflugerville, Texas  
Hendrickson HS



PTS	REB	BLK	MIN
3.5	3.5	0.5	14.9

**NOTES:** Averaged 14.9 minutes per game while making 26 appearances including seven starts in 2016-17 ... third on squad with 14 blocked shots ... fourth on team with 3.5 rebounds per game and 91 total ... recorded season-best 13 points vs. Southeastern Louisiana on Jan. 28 ... added 12 points courtesy of 6-for-8 outing in Barkats' win vs. Northwestern State on Feb. 23.

**THE OPPONENT: ARKANSAS**

Games.....	7
Series.....	Arkansas leads, 7-0
In Huntsville.....	
In Fayetteville.....	Arkansas leads, 7-0
At Neutral Site.....	
Last Win.....	
Last Home Win.....	
Last Road Win.....	
Last Loss.....	71-39 in Fayetteville (11/11/16)
Last Home Loss.....	
Last Road Loss.....	71-39 in Fayetteville (11/11/16)
Smallest Margin of Victory.....	
Largest Margin of Victory.....	
Largest Margin of Defeat.....	36, (11/8/13)
Most Points Scored by SHSU.....	78, (12/29/09)
Fewest Points Scored by SHSU.....	39, (11/11/16)
Most Points Scored by Arkansas.....	106, (12/29/09)
Fewest Points Scored by Arkansas.....	67, (11/15/15)
Overtime Games.....	
Current Streak.....	Arkansas, 7 wins

**RECENT MEETINGS**

Date	Location	Result	Score
11/11/16	Fayetteville	L	71-39
11/15/15	Fayetteville	L	67-47
11/8/13	Fayetteville	L	81-45
12/29/09	Fayetteville	L	106-78
12/4/07	Fayetteville	L	89-62

**LAST MEETING: NOV. 11, 2016  
ARKANSAS 71, SAM HOUSTON 39**

**FAYETTEVILLE, Ark.** -- Sam Houston State women's basketball could not slow down Arkansas in its season opener Friday morning, dropping the 2016-17 opener, 71-39 from Bud Walton Arena.

Senior **Jasmine McCants** posted a team-leading 11 points while adding four rebounds before fouling out, playing 19 minutes. **Rachel Harrell** added nine points and eight boards in her Bearkat debut while **Angela Delaney** posted six points along with seven boards and **Morghen Day** registered five.

Arkansas (1-0) jumped out to an 18-2 run over 7 ½ minutes early, holding the Bearkats scoreless for a stretch of seven minutes in the opening quarter. The Razorbacks held Sam Houston to just six first-quarter points, jumping out to a 25-6 advantage.

Despite the deficit, Sam Houston did not let up, holding Arkansas scoreless for a span of 4 ½ minutes in the second quarter. The Bearkats went on a 6-0 run of their own over a two-minute span including the first basket of **Ann Nwosah's** Sam Houston career and first bucket of the season for Delaney.

The Bearkats held Arkansas to nine second-quarter points, putting up eight of their own, but trailed 34-14 at the break. The scoring came together in the third as **Rachel Harrell**, drained back-to-back 3-pointers late in the frame as Sam Houston scored 10 points in the quarter and 15 in the fourth.

**FRIDAY'S GAME BASICS**

Sam Houston State opens its 2017-18 season looking to get started on the right foot, facing Arkansas at Bud Walton Arena. It marks the eighth overall meeting between the programs with the last four coming since 2009-10. For a third consecutive season, Sam Houston will face both Arkansas and LSU out of the SEC.

Sam Houston is seeking its first non-conference win since Dec. 14, 2015 when the Bearkats used a jumper with four seconds remaining from Shernise Robertson to knock off Texas Southern, 53-51 in Houston. The losing streak spans 13 games. The Kats went 0-10 in non-conference action last season and dropped the final three of the 2015-16 slate.

**SEASON RECAP: 2016-17**

Sam Houston entered 2016-17 looking to replace a four-member senior class (Shernise Robertson, Jasmine Anderson, Angela Beadle, Amanda Barnes) that helped lead the squad to its second Southland Conference Tournament title game in three seasons.

After dropping lopsided contests at TCU and Arkansas, Sam Houston appeared poised to pick up Win No. 1, leading Wiley College by three with 9:31 left in the game. The Kats would go on to be out-scored 17-9 in the fourth quarter. The team would not find the win column until 14 games later when it dropped Southeastern Louisiana, 68-61.

Sam Houston's only other two wins would come on Feb. 11 vs. Houston Baptist (78-63) and Feb. 23 vs. Northwestern State (92-73). The squad finished 335th nationally in field goal percentage (33.9), 340th in scoring margin (-19.6) and 345th in turnover margin (-7.75).

**PREVIEWING ARKANSAS**

Arkansas is under the direction of first-year head coach Mike Neighbors, who returns to his alma mater after four seasons at the helm of Washington. There, he took the Huskies to their first-ever Final Four as well as a pair of Sweet 16 trips.

The squad returns three starters in Malica Monk, Jailyn Mason and Bailey Zimmerman from a team that went 13-17 overall and finished last in the SEC at 2-14 a season ago.

The Razorbacks return 58 percent of their scoring but are the only SEC team that doesn't return a double-figure scorer from 2016-17. The squad welcomes six newcomers including four eligible to play this year. Among returners, Mason ranked first in assists (93), Monk was second in points per game (9.1) and Zimmerman was third in made 3-pointers (24).

**STATS COMPARISON (2016-17)**



CATEGORY	2016-17	2015-16
Overall Record	3-25	13-17
Points Per Game	52.9	64.1
Opp. Points Per Game	72.5	60.4
Rebounds Per Game	38.5	38.3
Rebounding Margin	-2.9	+2.1
Field Goal Pct.	.339	.398
Opp. Field Goal Pct.	.417	.382
3-Point Pct.	.296	.331
Opp. 3-Point Pct.	.320	.316
Free Throw Pct.	.655	.665
Assists Per Game	11.0	12.5
Turnovers Per Game	21.0	14.5
Blocked Shots Per Game	3.5	3.8
Steals Per Game	5.8	7.4

**BRENDA NICHOLS QUOTEABLES:**

"We're excited about getting back on the court and competing. Obviously, it was a long offseason but we have worked very hard to put last year behind us. We have some key players back who got in a number of minutes a year ago. That experience, along with our newcomers, will be vital in our success this upcoming year."

**SAM HOUSTON NUMERICAL ROSTER**

No.	Name	Position	Height	Class	Hometown (Last School)
00	Kevyn Ferreira	G	5-8	So.	Tatum, N.M. (Temple JC)
1	Jennifer Oramas	G	5-5	So.	Penbroke Pines, Fla. (Flanagan HS)
3	Alyssa Osborne	G	5-6	Fr.	Spring, Texas (Oak Ridge HS)
4	Jada Ballew	PG	5-7	Sr.	Cincinnati, Ohio (Rend Lake JC)
5	Dominique Maxwell	G	5-9	Jr.	Toronto, Canada (Odessa JC)
10	Angela Delaney	G	5-8	Sr.	Harker Heights, Texas (Harker Heights HS)
15	Tia Harston	G	5-7	So.	Killeen, Texas (Killeen HS)
20	Akarian Morgan	G	5-6	Fr.	Cleburne, Texas (Cleburne HS)
21	Lydia Baxter	F	6-0	Jr.	Austin, Texas (Bowie HS)
22	Anastacia Mickens	F	6-0	Fr.	Beaumont, Texas (Central HS)
25	Alix Sellers	G	5-2	Fr.	Lumberton, Texas (Lumberton HS)
33	Tehya Hollins	F	6-0	Fr.	Pensacola, Fla. (Pensacola HS)
34	Rachel Harrell	G	5-9	So.	Weatherford, Texas (Brock HS)
35	Ashleigh Cooper	C	6-0	Jr.	Pflugerville, Texas (Hendrickson HS)
42	Kiera McKinney	P	6-2	So.	Amarillo, Texas (Tascano HS)
44	Hannah Knight	P	6-3	Fr.	Floresville, Texas (Floresville HS)

2016-17 SOUTHLAND STANDINGS

Team	Southland			Overall		
	W	L	Pct.	W	L	Pct.
Central Arkansas	16	2	.889	26	5	.839
Abilene Christian	16	2	.889	23	9	.719
Lamar	15	3	.833	22	8	.733
Stephen F. Austin	14	4	.778	25	8	.758
New Orleans	9	9	.500	14	15	.483
McNeese	8	10	.444	14	17	.452
A&M-Corpus Christi	8	10	.444	14	18	.438
Northwestern State	7	11	.389	13	17	.433
Nicholls	7	11	.389	10	20	.333
Incarnate Word	7	11	.389	9	20	.310
Houston Baptist	4	14	.222	6	22	.214
Southeastern La.	3	15	.167	5	24	.172
Sam Houston State	3	15	.167	3	25	.107



SAM HOUSTON QUICK FACTS

**Official Name:** Sam Houston State University  
**Location:** Huntsville, Texas  
**Founded:** 1879  
**Enrollment:** 20,477  
**Nickname:** Bearkats  
**Colors:** Orange and White  
**President:** Dr. Dana Hoyt  
**Athletics Director:** Bobby Williams  
**Arena:** Bernard G. Johnson Coliseum (6,100)  
**First Year of Basketball:** 1969-70  
**NCAA Tournament Appearances:** N/A  
**WNIT Appearances:** 1 (2013)  
**All-Time Record:** 314 Wins, 517 Losses  
**Regular Season SLC Championships:** 1 (2013)  
**Conference Tournament Championships:** N/A  
**Head Coach:** Brenda Nichols (Sam Houston '89)  
**Career Record:** 259-378 (23rd year)  
**SHSU Record:** 115-212 (12th year)  
**Assistant Coaches:** Rosalind Jennings (Erskine College, '88), LaToya Bennett (Sam Houston '08), Jaime Gonzales (Sam Houston '07)  
**Director of Operations:** Yasma Smith  
**Strength & Conditioning Coach:** Trevor Williams  
**Student Managers:** Morghen Day, Autumn Lumpkin  
**Athletics Trainer:** Meghan Peacock  
**Official Website:** GoBearkats.com

THE GANG'S BACK TOGETHER

Sam Houston returns a bulk of its production from a season ago including eight of its 10 players who played in 20 or more games.

In fact, Sam Houston returners contributed 75 percent of the team's points a season ago (1,124 of 1,481 points) and 65 percent of the team's rebounds (706 of 1,077 rebounds).

EMPHASIS ON BALL CONTROL

It's no secret that Sam Houston struggled in the turnover department a season ago. With that in mind, the Kats put extra emphasis during the preseason on breaking the press and moving the ball down court.

The 2016-17 Bearkats ranked 345th nationally in turnover margin (-7.75) and 11th in the Southland Conference as well as 343rd in turnovers per game (21) and 10th in the league.

FRESHMAN FIREPOWER

Sam Houston's freshman class made an immediate impact a season ago and now looks to build on that success as sophomores.

**Kiera McKinney** ranked third in the league and 17th nationally among all freshmen in blocked shots per game (1.36). Her 38 total blocked shots ranked 11th in Sam Houston history and marked the most all-time for a Sam Houston freshman.

Sam Houston's two leading 3-point shooters were also freshman as **Rachel Harrell** sunk 38 and **Jennifer Oramas** drained 36. Oramas shot 40 percent (36 of 90) from behind the arc, the highest for a Sam Houston player since Angel Brown (42 percent) in 2005-06.

QUICK HITS

- A season ago, Sam Houston did not play its sixth home game until Jan. 28 against Southeastern Louisiana. This go-around, the Bearkats will play six of their first seven games at home with the sixth coming on Dec. 17 against Texas State.
- If there is any good news about coming off a three-win season, it's Sam Houston's shown ability to bounce back the following year. Each of the last two times the Bearkats have won six or fewer games, they increased their win total by eight the following season. After finishing 1-28 in 2007-08, the Kats won nine games in 2008-09. After finishing 6-22 in 2014-15, the squad once again posted eight more wins, finishing 14-18 in 2015-16.
- Sam Houston may only hit the road three times in non-conference play, but the tests are a tall task. The Bearkats visit Arkansas on Nov. 10, Southern Miss on Dec. 15 and LSU on Dec. 27. Against the Razorbacks and Tigers a season ago, Sam Houston was outscored a combined 160-80. Meanwhile, the meeting is the first against Southern Miss since 2008-09. The Kats are 0-3 all-time against the Golden Eagles, who finished third in Conference USA a season ago.
- While a bulk of the on-court talent returns, Sam Houston does have a new face on the bench, welcoming **Jaime Gonzales** as assistant coach this offseason. Gonzales is a Sam Houston alum (2007) and has spent two previous stints with the Bearkats including serving as a student assistant in 2006 and director of operations in 2013.
- For a second-straight season, Sam Houston's roster features just two seniors. **Angela Delaney** has played in 57 career games over three seasons including averaging 7.2 points and 3.1 rebounds per game a season ago. **Jada Ballew** is in her second year with the program and averaged 1.4 points and 1.1 rebounds during 2016-17.

UP NEXT

Sam Houston will open a five-game homestand against Wiley College next Friday (Nov. 17) at 11 a.m. The game will be the program's annual Elementary School Day. The Bearkats are 2-2 all-time against Wiley but fell 57-51 on Nov. 18 a season ago. The game will be the second of nine non-conference contests before opening up Southland Conference play on Dec. 30 at Abilene Christian.

AROUND THE SOUTHLAND

Friday, Nov. 10, 2017

Sam Houston at Arkansas	10:30 AM
Incarnate Word at Oklahoma State	11 AM
Nicholls at SMU	11:30 AM
Northwestern St. at Ole Miss	5 PM
Texas Lutheran at A&M-Corpus Christi	5 PM
Alcorn State at Southeastern La.	5 PM
Southwest at Abilene Christian	5:30 PM
Stephen F. Austin at Kansas State	5:30 PM
Hendrix College at Central Arkansas	6 PM
Lamar at Baylor	7 PM
New Orleans at Louisiana	7 PM

Saturday, Nov. 11, 2017

Incarnate Word at UT Arlington	2:30 PM
McMurry at A&M-Corpus Christi	7 PM

**HEAD COACHING FILE**

**EDUCATION**

WESTERN TEXAS JC, Associate's Degree '87  
 SAM HOUSTON STATE, Bachelor's Degree '89  
 WEST FLORIDA, Master's Degree '92

**COACHING EXPERIENCE**

2006-Pres  
 Sam Houston State (head coach)

2003-2006  
 Mercer (head coach)

2002-2003  
 South Alabama (assistant coach)

1999-2002  
 Memphis (assistant coach)

1996-1999  
 Okaloosa-Walton JC (head coach)

1994-1996  
 Western Texas JC (head coach)

1991-1994  
 Pensacola JC (assistant coach)

**HONORS**

2014 SAM HOUSTON STATE HALL OF HONOR  
 2013 SOUTHLAND COACH OF THE YEAR

**NICHOLS VS. 2017-18 OPPONENTS**

Opponent	W-L	Streak
Abilene Christian	1-6	L5
Arkansas	0-5	L5
Central Arkansas	3-9	L8
Houston Baptist	6-5	W1
Incarnate Word	3-1	L1
Jackson State	1-1	W1
Lamar	7-12	L2
LSU	0-2	L2
McNeese	4-9	L5
New Orleans	4-2	L1
Nicholls	7-6	L1
Northwestern St.	7-8	W1
Rice	2-4	L2
Southeastern Louisiana	8-5	W2
Southern Miss	0-2	L2
St. Thomas (Texas)	0-0	--
Stephen F. Austin	7-14	L2
A&M-Corpus Christi	8-13	W1
Texas Southern	4-1	W2
Texas State	7-6	L1
UTRGV	1-1	W1
Wiley College	2-2	L2



# BRENDA NICHOLS

22 CAREER SEASONS • 259 CAREER WINS • SHSU HALL OF HONOR  
 2013 SOUTHLAND CONFERENCE CHAMPIONS • 2013 WNIT  
 2013 SOUTHLAND CONFERENCE COACH OF THE YEAR  
 SCHOOL LEADER IN SOUTHLAND WINS (75)

**NICHOLS' BEARKAT LEGACY**

• Ranks second in Sam Houston coaching lore for victories (115) and is 18 shy of school leader Rebecca Bilsing (133)

• Sam Houston's all-time leader in conference wins (75) and is tops in the league for the category among active coaches

• Led the Bearkats to the program's first Southland Conference women's basketball championship and Division I postseason appearances (WBI, WNIT)

• Inducted in the Sam Houston Athletics Hall of Honor on November 14, 2014

• Led Sam Houston to its second Southland Tournament championship game appearance and second title berth in four seasons during 2015-16, doing so as the No. 5 seed

• Led Sam Houston to the most single-season wins in program history (18) in consecutive seasons (2012-13, 2013-14)

• All-conference player and Sam Houston's top scorer for the Bearkats' inaugural season in the Southland Conference (1988)

• 17.8 career scoring average as a Sam Houston player stands as the second-highest mark in Bearkat women's basketball history

• First collegiate assistant coaching job came at Pensacola Junior College in Florida where Bob Marlin, who directed the Bearkat men's basketball program to three conference titles between 1999 and 2010, was then coaching

**SHSU CAREER WINS LEADERS**

NAME	RECORD	PCT.	YEARS
1. Rebecca Bilsing	133-113	.541	1973-82
<b>2. Brenda Nichols</b>	<b>115-212</b>	<b>.351</b>	<b>2006-</b>
3. Vic Schaefer	80-99	.447	1990-97
4. Jody Conratt	74-23	.763	1969-73
5. Erika Ritter	54-108	.333	1997-03

**SHSU CONFERENCE WINS LEADERS**

NAME	RECORD	PCT.	YEARS
<b>1. Brenda Nichols</b>	<b>75-111</b>	<b>.403</b>	<b>2006-</b>
2. Vic Schaefer	48-72	.400	1990-97
3. Erika Ritter	42-70	.375	1997-03
4. Kim Basinger	16-24	.400	1982-86
5. James Hatchell	15-33	.314	2003-06

**SLC WINS AMONG ACTIVE COACHES**

NAME	SCHOOL	WINS
<b>1. Brenda Nichols</b>	<b>Sam Houston</b>	<b>75</b>
2. Dobe Plaisance	Nicholls	63
3. Sandra Rushing	Central Arkansas	62
4. Julie Goodenough	ACU	50
5. Robin Harmony	Lamar	49

**NICHOLS' YEAR-BY-YEAR NCAA DIVISION I COACHING RECORDS**

YEAR	SCHOOL	OVERALL	CONFERENCE	FINISH	POSTSEASON
2003-04	Mercer	12-16	10-6	4th South	
2004-05	Mercer	13-15	11-9	5th Atlantic Sun	
2005-06	Mercer	12-16	10-10	6th Atlantic Sun	
2006-07	Sam Houston	5-24	2-14	6th SLC West	
2007-08	Sam Houston	1-28	0-16	6th SLC West	
2008-09	Sam Houston	9-20	6-10	4th SLC West	
2009-10	Sam Houston	11-18	8-8	5th SLC West	SLC Tournament
2010-11	Sam Houston	17-14	11-5	1st SLC West	SLC Tournament
2011-12	Sam Houston	18-12	12-4	1st SLC West	SLC Tournament, WBI
2012-13	Sam Houston	18-15	13-5	SLC Champs	SLC Tournament, WNIT
2013-14	Sam Houston	13-16	8-10	8th in SLC	
2014-15	Sam Houston	6-22	5-13	11th in SLC	
2015-16	Sam Houston	14-18	7-11	8th in SLC	SLC Tournament
2016-17	Sam Houston	3-23	3-13	T-12th in SLC	
2017-18	Sam Houston	0-0	0-0	--	
<b>Totals</b>		<b>151-259</b>	<b>105-136</b>	<b>--</b>	<b>5 SLC Tournaments, WNIT, WBI</b>

# 2016-17 STATISTICS (3-25)

#	Player	gp-gs	min	avg	Total		3-Point		F-Throw		Rebounds					a	to	blk	stl	pts	avg	
					fg-fga	fg%	3fg-fga	3fg%	ft-fa	ft%	off	def	tot	avg	pf							dq
01	Oramas, Jennifer	28-25	752	26.9	85-232	.366	36-90	.400	50-64	.781	12	52	64	2.3	49	1	61	89	2	33	256	9.1
04	Ballew, Jada	23-3	219	9.5	8-35	.229	5-20	.250	11-16	.688	0	25	25	1.1	14	0	17	23	3	6	32	1.4
05	Day, Morghen	28-28	873	31.2	32-135	.237	19-84	.226	15-17	.882	18	70	88	3.1	67	2	57	78	1	22	98	3.5
10	Delaney, Angela	26-10	518	19.9	57-171	.333	12-36	.333	60-77	.779	22	59	81	3.1	42	0	49	83	4	19	186	7.2
12	Nwosah, Ann	2-0	6	3.0	1-3	.333	0-0	.000	0-0	.000	2	1	3	1.5	0	0	0	1	0	0	2	1.0
15	Harston, Tia	28-4	476	17.0	23-125	.184	12-70	.171	51-71	.718	15	52	67	2.4	56	1	32	59	1	16	109	3.9
21	Baxter, Lydia	28-10	534	19.1	56-164	.341	1-3	.333	58-99	.586	56	130	186	6.6	55	1	25	67	21	21	171	6.1
22	McCants, Jasmine	28-23	595	21.3	98-225	.436	0-0	.000	59-111	.532	71	73	144	5.1	57	3	13	64	10	7	255	9.1
23	Solomon-Powell, E.	6-0	11	1.8	0-0	.000	0-0	.000	2-4	.500	0	0	0	0.0	3	0	0	2	0	0	2	0.3
30	Borden, Chelsey	14-0	47	3.4	0-8	.000	0-3	.000	0-2	.000	1	3	4	0.3	4	0	3	5	0	0	0	0.0
34	Harrell, Rachel	28-16	634	22.6	48-148	.324	38-107	.355	7-7	1.000	8	57	65	2.3	48	0	27	42	4	16	141	5.0
35	Cooper, Ashleigh	26-7	388	14.9	38-117	.325	0-3	.000	16-32	.500	34	57	91	3.5	56	2	15	31	14	9	92	3.5
42	McKinney, Kiera	28-14	548	19.6	59-126	.468	0-0	.000	19-31	.613	47	80	127	4.5	46	0	10	29	38	14	137	4.9
Team											60	72	132				16					
Total.....		28	5601		505-1489	.339	123-416	.296	348-531	.655	346	731	1077	38.5	497	10	309	589	98	163	1481	52.9
Opponents.....		28	5598		751-1801	.417	203-634	.320	325-515	.631	428	730	1158	41.4	496	-	495	372	100	322	2030	72.5

# 2015-16 STATISTICS (14-18)

#	Player	gp-gs	min	avg	Total		3-Point		F-Throw		Rebounds					a	to	blk	stl	pts	avg	
					fg-fga	fg%	3fg-fga	3fg%	ft-fa	ft%	off	def	tot	avg	pf							dq
03	Robertson, Shernise	32-32	1139	35.6	178-439	.405	77-195	.395	133-164	.811	18	72	90	2.8	54	2	119	93	0	43	566	17.7
12	Beadle, Angela	32-32	920	28.8	202-366	.552	1-1	1.000	109-138	.790	102	239	341	10.7	87	4	29	93	63	14	514	16.1
02	Orr, Kamry	32-19	827	25.8	97-240	.404	28-81	.346	61-92	.663	20	75	95	3.0	90	4	103	104	5	62	283	8.8
34	McGowen, Lauryann	32-22	789	24.7	76-250	.304	11-54	.204	83-121	.686	43	57	100	3.1	69	0	60	88	1	39	246	7.7
22	McCants, Jasmine	31-14	506	16.3	49-113	.434	0-0	.000	28-44	.636	52	74	126	4.1	47	0	10	29	5	10	126	4.1
23	Barnes, Amanda	26-9	311	12.0	17-79	.215	10-64	.156	14-17	.824	4	16	20	0.8	6	0	26	14	0	6	58	2.2
35	Cooper, Ashleigh	32-0	295	9.2	21-48	.438	0-0	.000	10-13	.769	28	53	81	2.5	31	0	5	26	14	5	52	1.6
33	Moore, Shadijah	17-10	289	17.0	24-49	.490	0-0	.000	4-15	.267	17	31	48	2.8	44	2	16	24	4	12	52	3.1
04	Anderson, Jasmin	28-0	190	6.8	19-50	.380	11-35	.314	0-2	.000	8	11	19	0.7	15	0	7	12	0	5	49	1.8
05	Day, Morghen	31-12	608	19.6	16-73	.219	14-55	.255	1-2	.500	12	34	46	1.5	44	0	48	34	2	20	47	1.5
21	Baxter, Lydia	20-0	194	9.7	13-22	.591	0-0	.000	10-15	.667	25	27	52	2.6	27	0	7	20	4	5	36	1.8
15	Guillory, Sandra	10-7	238	23.8	2-26	.077	0-0	.000	15-23	.652	29	37	66	6.6	22	0	12	17	5	7	19	1.9
10	Delaney, Angela	14-3	94	6.7	2-11	.182	1-4	.250	6-10	.600	7	10	17	1.2	10	0	8	11	0	4	11	0.8
Team											55	63	118				6					
Total.....		32	6400		716-1766	.405	153-489	.313	474-656	.723	420	799	1219	38.1	546	12	450	571	103	232	2059	64.3
Opponents.....		32	6400		796-1986	.401	213-646	.330	393-604	.651	478	713	1191	37.2	572	8	547	436	92	294	2198	68.7

# 2017-18 RESULTS

Date	Opponent	Score	W/L	Attend.	Points Leader	Rebounds Leader	Assists Leader
11/10	at Arkansas						
11/17	Wiley						
11/21	Rice						
11/29	Texas Southern						
12/2	St. Thomas						
12/12	Jackson State						
12/15	at Southern Miss						
12/17	Texas State						
12/27	at LSU						
12/30	at Abilene Christian						
1/3	at Central Arkansas						
1/6	Incarnate Word						
1/10	A&M-Corpus Christi						
1/13	Houston Baptist						
1/17	at Northwestern St.						
1/20	at Lamar						
1/24	at Southeastern La.						
1/27	at Stephen F. Austin						
1/31	McNeese						
2/3	Abilene Christian						
2/7	at A&M-Corpus Christi						
2/10	Lamar						
2/14	Nicholls						
2/17	at Houston Baptist						
2/21	at New Orleans						
2/28	Central Arkansas						
3/3	Stephen F. Austin						

Record Summary	Overall	Home	Away	Neutral
All Games	0-0	0-0	0-0	0-0
Southland Games	0-0	0-0	0-0	0-0
Non-Conference Games	0-0	0-0	0-0	0-0

# 2017-18 POINTS-REBOUNDS-ASSISTS

Date	Opponent	00 FERRIERA	1 ORAMAS	3 OSBORNE	4 BALLEW	5 MAXWELL	10 DELANEY	15 HARSTON	20 MORGAN
11/10	at Arkansas								
11/17	Wiley								
11/21	Rice								
11/29	Texas Southern								
12/2	St. Thomas								
12/12	Jackson State								
12/15	at Southern Miss								
12/17	Texas State								
12/27	at LSU								
12/30	at Abilene Christian								
1/3	at Central Arkansas								
1/6	Incarinate Word								
1/10	A&M-Corpus Christi								
1/13	Houston Baptist								
1/17	at Northwestern St.								
1/20	at Lamar								
1/24	at Southeastern La.								
1/27	at Stephen F. Austin								
1/31	McNeese								
2/3	Abilene Christian								
2/7	at A&M-Corpus Christi								
2/10	Lamar								
2/14	Nicholls								
2/17	at Houston Baptist								
2/21	at New Orleans								
2/28	Central Arkansas								
3/3	Stephen F. Austin								

# 2017-18 POINTS-REBOUNDS-ASSISTS

Date	Opponent	21 BAXTER	22 MICKENS	25 SELLERS	33 HOLLINS	34 HARRELL	35 COOPER	42 MCKINNEY	44 KNIGHT
11/10	at Arkansas								
11/17	Wiley								
11/21	Rice								
11/29	Texas Southern								
12/2	St. Thomas								
12/12	Jackson State								
12/15	at Southern Miss								
12/17	Texas State								
12/27	at LSU								
12/30	at Abilene Christian								
1/3	at Central Arkansas								
1/6	Incarnate Word								
1/10	A&M-Corpus Christi								
1/13	Houston Baptist								
1/17	at Northwestern St.								
1/20	at Lamar								
1/24	at Southeastern La.								
1/27	at Stephen F. Austin								
1/31	McNeese								
2/3	Abilene Christian								
2/7	at A&M-Corpus Christi								
2/10	Lamar								
2/14	Nicholls								
2/17	at Houston Baptist								
2/21	at New Orleans								
2/28	Central Arkansas								
3/3	Stephen F. Austin								



# 2017-18 GAME-BY-GAME STATS

	FG-A	Pct.	3FG-A	Pct.	FT-A	Pct.	O/D/T	PF	A	TO	BLK	STL	1	2	TP
at Arkansas															
<b>Sam Houston</b>															
Wiley															
<b>at Sam Houston</b>															
Rice															
<b>at Sam Houston</b>															
Texas Southern															
<b>at Sam Houston</b>															
St. Thomas															
<b>at Sam Houston</b>															
Jackson State															
<b>at Sam Houston</b>															
at Southern Miss															
<b>Sam Houston</b>															
Texas State															
<b>at Sam Houston</b>															
at LSU															
<b>Sam Houston</b>															
at Abilene Christian															
<b>Sam Houston</b>															
at Central Arkansas															
<b>Sam Houston</b>															
Incarnate Word															
<b>at Sam Houston</b>															
A&M-Corpus Christi															
<b>at Sam Houston</b>															
Houston Baptist															
<b>at Sam Houston</b>															
at Northwestern St.															
<b>Sam Houston</b>															
at Lamar															
<b>Sam Houston</b>															
at Southeastern La.															
<b>Sam Houston</b>															
at Stephen F. Austin															
<b>Sam Houston</b>															
McNeese															
<b>at Sam Houston</b>															
Abilene Christian															
<b>at Sam Houston</b>															
at A&M-Corpus Christi															
<b>Sam Houston</b>															
Lamar															
<b>at Sam Houston</b>															
Nicholls															
<b>at Sam Houston</b>															
at Houston Baptist															
<b>Sam Houston</b>															
at New Orleans															
<b>Sam Houston</b>															
Central Arkansas															
<b>at Sam Houston</b>															
Stephen F. Austin															
<b>at Sam Houston</b>															

# 2016-17 INDIVIDUAL HIGHS

## SAM HOUSTON HIGHS

<b>Points</b>	24, McCants, Jasmine at New Orleans (01/12/17)
<b>Field Goals</b>	11, McCants, Jasmine vs Northwestern State (2/23/17)
<b>Field Goal Attempts</b>	16, Oramas, Jennifer vs McNeese (3/2/2017)
<b>FG Pct. (min 5 made)</b>	1.000 (7 for 7) Oramas, Jennifer vs Northwestern St. (2/23/17)
<b>3-Point Field Goals</b>	4, Harrell, Rachel at Stephen F. Austin (03/04/17) 4, Harrell, Rachel at Prairie View A&M (12/03/16)
<b>3-Point FG Attempts</b>	8, Harrell, Rachel at Stephen F. Austin (03/04/17) 8, Harrell, Rachel at Lamar (2/9/17)
<b>3-Point FG Pct. (min 3 made)</b>	1.000 (3 for 3) Oramas, Jennifer vs Southeastern La. (1/28/17)
<b>Free Throws</b>	11, McCants, Jasmine vs Stephen F. Austin (2/2/2017)
<b>Free Throw Attempts</b>	16, McCants, Jasmine vs Stephen F. Austin (2/2/2017)
<b>Free Throw Pct. (min 5 made)</b>	1.000 (5 for 5) Delaney, Angela at Lamar (2/9/17)
<b>Rebounds</b>	14, McCants, Jasmine at TCU (11/15/16)
<b>Assists</b>	7, Oramas, Jennifer vs Northwestern State (2/23/17)
<b>Turnovers</b>	12, Oramas, Jennifer at LSU (12/14/16)
<b>Blocked Shots</b>	4, McKinney, Kiera vs Stephen F. Austin (2/2/2017) 4, McKinney, Kiera at New Orleans (01/12/17)
<b>Steals</b>	4, Oramas, Jennifer vs Southeastern La. (1/28/17)

## OPPONENT HIGHS

<b>Points</b>	29, Attura, Beatrice at Northwestern State (01/14/17)
<b>Field Goals</b>	11, Attura, Beatrice vs Northwestern State (2/23/17)
<b>Field Goal Attempts</b>	26, Underwood, Taylin vs Southeastern La. (1/28/17)
<b>FG Pct. (min 5 made)</b>	1.000 (6 for 6), Mullins, Brianna at Central Arkansas (02/15/17)
<b>3-Point Field Goals</b>	7, Branch, Brentney vs Stephen F. Austin (2/2/2017)
<b>3-Point FG Attempts</b>	16, Branch, Brentney vs Stephen F. Austin (2/2/2017) 8, Harrell, Rachel at Lamar (2/9/17)
<b>3-Point FG Pct. (min 3 made)</b>	1.000 (3 for 3), Robinson, Imani at UIW (02/18/17) 1.000 (3 for 3), Mullins, Brianna at Central Arkansas (02/15/17)
<b>Free Throws</b>	15, Ross, Taylor at Stephen F. Austin (03/04/17)
<b>Free Throw Attempts</b>	18, Ross, Taylor at Stephen F. Austin (03/04/17)
<b>Free Throw Pct. (min 5 made)</b>	
<b>Rebounds</b>	20, Garcia Paunero, Celia at UIW (02/18/17)
<b>Assists</b>	9, Barrs, Chastadie at Lamar (2/9/17) 9, Ross, Taylor vs Stephen F. Austin (2/2/2017)
<b>Turnovers</b>	7, Underwood, Taylin vs Southeastern La. (1/28/17)
<b>Blocked Shots</b>	4, Garcia Paunero, Celia at UIW (02/18/17) 4, Lewis, Adrienne vs Stephen F. Austin (2/2/2017) 4, NEUBERT, Tatum at LSU (12/14/16) 4, COOLEY, ALECIA at ARKANSAS (11/11/16)
<b>Steals</b>	8, MONCRIEF, Raigyne at LSU (12/14/16)

## SAM HOUSTON'S TOP INDIVIDUAL PERFORMANCES

### POINTS

24.....	McCants, Jasmine at New Orleans (01/12/17)
22.....	McCants, Jasmine vs Northwestern State (2/23/17)
20.....	Oramas, Jennifer vs McNeese (3/2/17)
20.....	Oramas, Jennifer vs Southeastern La. (1/28/17)

### REBOUNDS

14.....	McCants, Jasmine at TCU (11/15/16)
13.....	Baxter, Lydia at RICE (11/29/16)

### ASSISTS

7.....	Oramas, Jennifer vs Northwestern State (2/23/17)
5.....	Oramas, Jennifer at Stephen F. Austin (03/04/17)
5.....	Day, Morghen vs HBU (2/11/17)
5.....	Day, Morghen vs Southeastern La. (1/28/17)
5.....	Day, Morghen at UTRGV (11/26/16)
5.....	Harston, Tia vs Wiley College (11/18/16)

### BLOCKED SHOTS

4.....	McKinney, Kiera vs Stephen F. Austin (2/2/2017)
4.....	McKinney, Kiera at New Orleans (01/12/17)

### STEALS

4.....	Oramas, Jennifer vs Southeastern La. (1/28/17)
3.....	Oramas, Jennifer vs Northwestern State (2/23/17)
3.....	Baxter, Lydia at Central Arkansas (02/15/17)
3.....	Oramas, Jennifer vs Lamar (1/18/17)

### 3-POINT FIELD GOALS

4.....	Harrell, Rachel at Stephen F. Austin (03/04/17)
4.....	Harrell, Rachel at Prairie View A&M (12/03/16)

### FREE THROW MAKES

11.....	McCants, Jasmine vs Stephen F. Austin (2/2/2017)
10.....	Baxter, Lydia vs McNeese (3/2/2017)
10.....	Oramas, Jennifer at Texas State (12/19/16)

# 2016-17 TEAM HIGHS & LOWS

## SAM HOUSTON

	HIGH	LOW
<b>Points</b>	92 vs. Northwestern State (2/23/17)	37 (twice) at TCU (11/15/16) & A&M-Corpus Christi (1/21/17)
<b>Points in a Half</b>	49 (second half) vs. Northwestern State (2/23/17)	13 (first half) vs. A&M-Corpus Christi (1/21/17)
<b>Points in a Quarter</b>	26 (third quarter) vs. Northwestern State (2/23/17)	5 (three times) at LSU (12/14/16) & A&M-Corpus Christi (1/21/17)
<b>Winning Margin</b>	19 vs. Northwestern State (2/23/17)	7 vs. Southeastern La. (1/28/17)
<b>Field Goals</b>	38 vs. Northwestern State (2/23/17)	8 at TCU (11/15/16)
<b>Field Goal Attempts</b>	71 at Incarnate Word (2/18/17)	38 at LSU (12/14/16)
<b>Field Goal Percentage</b>	.623 (38 for 61) vs. Northwestern State (2/23/17)	.157 (8 for 51) at TCU (11/15/16)
<b>3-Point Field Goals</b>	8 at Lamar (2/9/17)	0 at New Orleans (1/12/17)
<b>3-Point Field Goal Attempts</b>	26 vs. Marshall (11/25/16)	8 at Central Arkansas (2/15/17)
<b>3-Point Field Goal Percentage</b> (min. 8 att.)	.538 (7 for 12) vs. Houston Baptist (2/11/17)	.000 (0 for 10) at New Orleans (1/12/17)
<b>Free Throws Made</b>	27 vs. Houston Baptist (2/11/17)	3 (twice) at Northwestern State (1/14/17) & at SFA (3/4/17)
<b>Free Throw Attempts</b>	42 vs. Houston Baptist (2/11/17)	7 at Northwestern State (1/14/17)
<b>Free Throw Percentage</b> (min. 8 att.)	.909 (10 for 11) at Incarnate Word (2/18/17)	.375 (3 for 8) at SFA (3/4/17)
<b>Rebounds</b>	50 vs. Wiley College (11/18/16)	27 at LSU (12/14/16)
<b>Personal Fouls</b>	26 (twice) at SFA (3/4/17) & at Abilene Christian (2/4/17)	11 vs. McNeese (3/2/17)
<b>Assists</b>	24 vs. Northwestern State (2/23/17)	6 (twice) at TCU (11/15/16) & at New Orleans (1/12/17)
<b>Turnovers</b>	34 at LSU (12/14/16)	10 vs. Houston Baptist (2/11/17)
<b>Blocked Shots</b>	10 at New Orleans (1/12/17)	1 (eight times) at UIW (2/18/17) & Houston Baptist (2/11/17)
<b>Steals</b>	11 (twice) at SFA (3/4/17) & Southeastern La. (1/28/17)	2 vs. Houston Baptist (2/11/17)

## OPPONENTS

	HIGH	LOW
<b>Points</b>	89 by LSU (12/14/16)	57 by Wiley College (11/18/16)
<b>Points in a Half</b>	53 (second half) by TCU (11/15/16)	20 (first half) by Houston Baptist (1/2/17)
<b>Points in a Quarter</b>	38 (third quarter) by TCU (11/15/16)	12 (first quarter) by Houston Baptist (1/2/17)
<b>Winning Margin</b>	48 by LSU (12/14/16)	3 by McNeese (3/2/17)
<b>Field Goals</b>	38 by LSU (12/14/16)	19 by SFA (3/4/17)
<b>Field Goal Attempts</b>	76 by LSU (12/14/16)	53 by Northwestern State (1/14/17)
<b>Field Goal Percentage</b>	.528 (28 for 53) by Northwestern State (1/14/17)	.310 (twice) by Southeastern La. (1/28/17) & Houston Baptist (2/11/17)
<b>3-Point Field Goals</b>	13 by Abilene Christian (2/25/17)	0 by LSU (12/14/16)
<b>3-Point Field Goal Attempts</b>	37 (twice) by Abilene Christian (2/25/17) & Southeastern La. (1/28/17)	3 by LSU (12/14/16)
<b>3-Point Field Goal Percentage</b> (min. 8 att.)	.563 (9 for 16) by A&M-Corpus Christi (1/21/17)	.200 (twice) by Texas State (12/19/16) & SFA (3/4/17)
<b>Free Throws Made</b>	21 by SFA (3/4/17)	7 by Abilene Christian (2/25/17)
<b>Free Throw Attempts</b>	32 by SFA (3/4/17)	8 by Texas State (12/19/16)
<b>Free Throw Percentage</b> (min. 8 att.)	1.000 (8 for 8) by Texas State (12/19/16)	.429 (9 for 21) by Prairie View A&M (12/3/16)
<b>Rebounds</b>	53 (three times) by Incarnate Word (2/18/17) & Houston Baptist (2/11/17)	28 by Nicholls (1/7/17)
<b>Personal Fouls</b>	30 by Houston Baptist (2/11/17)	12 (three times) by Abilene Christian (2/25/17) & Lamar (2/9/17)
<b>Assists</b>	24 (twice) by Central Arkansas (2/15/17) & TCU (11/15/16)	10 by Wiley College (11/18/16)
<b>Turnovers</b>	21 by SFA (3/4/17)	9 (twice) by Wiley College (11/18/16) & Nicholls (1/7/17)
<b>Blocked Shots</b>	11 by TCU (11/15/16)	0 by Texas State (12/19/16)
<b>Steals</b>	23 by Lamar (1/18/17)	2 by Houston Baptist (2/11/17)

**SAM HOUSTON'S RECORD WHEN...**

CATEGORY	2017-18	STR
All Games	0-0	L3
Home Games	0-0	L2
Road Games	0-0	L20
Neutral Games	0-0	L2
vs. SLC Teams	0-0	L3
SLC Regular Season	0-0	L3
SLC Tournament	0-0	L1
Home Games	0-0	L2
Road Games	0-0	L13
Neutral Games	0-0	L1
vs. Non-Conference Teams	0-0	L13
At Home	0-0	L3
On Road	0-0	L9
Neutral	0-0	L1
In Overtime	0-0	W5
Leading at Halftime	0-0	W2
Trailing at Halftime	0-0	L14
Tied at Halftime	0-0	L2
Games Decided by 1-9 Points	0-0	L1
3 Points or Less	0-0	L2
4-6 Points	0-0	L2
7-9 Points	0-0	W1
Games Decided by 10+ Points	0-0	L2
10-19 Points	0-0	L1
20+ Points	0-0	L26
SHSU Shoots Better than 45%	0-0	W1
SHSU Shoots Less than 45%	0-0	L5
Opp. Shoots Better than 45%	0-0	L10
Opp. Shoots Less than 45%	0-0	L3
SHSU Shoots Better than Opp.	0-0	L1
Opp. Shoots Better/Equ. %	0-0	L36
SHSU Outrebounded Opp.	0-0	W1
Tie/Outrebounded by Opp.	0-0	L5
SHSU Has More FT Att.	0-0	L2
Opp. Has More/Equ. FT Att.	0-0	L14
SHSU Makes 10+ 3-Pointers	0-0	W1
SHSU Makes 5-9 3-Pointers	0-0	L1
SHSU Makes 0-4 3-Pointers	0-0	L17
Opp. Makes 10+ 3-Pointers	0-0	L6
Opp. Makes 5-9 3-Pointers	0-0	L2
Opp. Makes 0-4 3-Pointers	0-0	L7
SHSU has 0-9 Turnovers	0-0	L2
SHSU has 10-15 Turnovers	0-0	L1
SHSU has 16+ Turnovers	0-0	L5
Opp. has 0-9 Turnovers	0-0	L2
Opp. has 10-15 Turnovers	0-0	L1
Opp. has 16+ Turnovers	0-0	L3
SHSU has Same/Fewer TOs	0-0	L2
SHSU has More TOs	0-0	L1
SHSU Wins/Ties Reb. & TO Margin	0-0	W2
SHSU Scores 50-59 Pts.	0-0	L16
SHSU Scores 60-69 Pts.	0-0	L1
SHSU Scores 70-79 Pts.	0-0	W7
SHSU Scores 80-89 Pts.	0-0	W8
Opp. Scores 50-59 Pts.	0-0	L1
Opp. Scores 60-69 Pts.	0-0	L2
Opp. Scores 70-79 Pts.	0-0	L1
Opp. Scores 80-89 Pts.	0-0	L13
In November	0-0	L7
In December	0-0	L6
In January	0-0	W1
In February	0-0	L1
In March	0-0	L3
On Sunday	0-0	L2
On Monday	0-0	L4
On Tuesday	0-0	L2
On Wednesday	0-0	L3
On Thursday	0-0	L1
On Friday	0-0	L3
On Saturday	0-0	L3
White Uniforms	0-0	--
Orange Uniforms	0-0	--

# SITUATIONAL STATS

10+ POINTS	2017-18	CAREER
Jennifer Oramas	0 (0-0)	11 (3-8)
Angela Delaney	0 (0-0)	9 (2-7)
Lydia Baxter	0 (0-0)	5 (1-4)
Rachel Harrell	0 (0-0)	4 (0-4)
Kiera McKinney	0 (0-0)	4 (1-3)
Ashleigh Cooper	0 (0-0)	2 (2-0)
Tia Harston	0 (0-0)	3 (1-2)
Jada Ballew	0 (0-0)	1 (0-1)

20+ POINTS	2017-18	CAREER
Jennifer Oramas	0 (0-0)	2 (1-1)

10+ REBOUNDS	2017-18	CAREER
Lydia Baxter	0 (0-0)	3 (0-3)
Ashleigh Cooper	0 (0-0)	1 (1-0)
Kiera McKinney	0 (0-0)	1 (0-1)

DOUBLE-DOUBLES	2017-18	CAREER
Lydia Baxter	0 (0-0)	2 (0-2)

CONSECUTIVE 10-POINT GAMES	GAMES
Jennifer Oramas	2
Rachel Harrell	1

CONSECUTIVE GAMES WITH A 3-POINTER	GAMES
Jennifer Oramas	5
Rachel Harrell	1

CONSECUTIVE FREE THROWS MADE	GAMES
Rachel Harrell	7
Ashleigh Cooper	2
Angela Delaney	2
Jennifer Oramas	2
Lydia Baxter	1
Jada Ballew	1

POINTS LEADER	2017-18	CAREER
Jennifer Oramas	0 (0-0)	8 (1-7)
Angela Delaney	0 (0-0)	5 (1-4)
Rachel Harrell	0 (0-0)	2 (0-2)
Kiera McKinney	0 (0-0)	2 (0-2)
Tia Harston	0 (0-0)	1 (0-1)
Lydia Baxter	0 (0-0)	1 (0-1)
Jada Ballew	0 (0-0)	1 (0-1)

REBOUNDS LEADER	2017-18	CAREER
Lydia Baxter	0 (0-0)	19 (3-16)
Kiera McKinney	0 (0-0)	4 (0-4)
Rachel Harrell	0 (0-0)	1 (0-1)
Ashleigh Cooper	0 (0-0)	1 (0-1)

ASSISTS LEADER	2017-18	CAREER
Jennifer Oramas	0 (0-0)	15 (1-14)
Angela Delaney	0 (0-0)	8 (0-8)
Tia Harston	0 (0-0)	4 (0-4)
Jada Ballew	0 (0-0)	3 (0-3)
Lydia Baxter	0 (0-0)	3 (0-3)
Rachel Harrell	0 (0-0)	3 (0-3)
Ashleigh Cooper	0 (0-0)	1 (0-1)

CONSECUTIVE GAMES STARTED	GAMES
Jennifer Oramas	11
Ashleigh Cooper	4
Tia Harston	3

**SAM HOUSTON STARTING LINEUPS**

Game	Opponent	1	2	3	4	5
11/10	at Arkansas					
11/17	Wiley					
11/21	Rice					
11/29	Texas Southern					
12/2	St. Thomas					
12/12	Jackson State					
12/15	at Southern Miss					
12/17	Texas State					
12/27	at LSU					
12/30	at Abilene Christian					
1/3	at Central Arkansas					
1/6	Incarinate Word					
1/10	A&M-Corpus Christi					
1/13	Houston Baptist					
1/17	at Northwestern St.					
1/20	at Lamar					
1/24	at Southeastern La.					
1/27	at Stephen F. Austin					
1/31	McNeese					
2/3	Abilene Christian					
2/7	at A&M-Corpus Christi					
2/10	Lamar					
2/14	Nicholls					
2/17	at Houston Baptist					
2/21	at New Orleans					
2/28	Central Arkansas					
3/3	Stephen F. Austin					

# THE LAST TIME...

## LAST TIME A SAM HOUSTON TEAM...

Scored 100 points:	Sam Houston 102, Nicholls 72 (Jan. 18, 1995)
Scored 100 points in a Southland game:	Sam Houston 102, Nicholls 72 (Jan. 18, 1995)
Scored 100 points at home:	Sam Houston 102, Nicholls 72 (Jan. 18, 1995)
Scored 100 points and lost:	Never Happened
Scored 110 points:	Sam Houston 128, Texas-Pan American (UTRGV) 48 in Huntsville, Texas (Dec. 30, 1987)
Scored at least 50 points in a half:	53 (2nd half) vs. LSU Alexandra in Huntsville, Texas (Nov. 23, 2015)
Had 25+ rebound margin:	35 vs. LSU Alexandra in Huntsville, Texas (Nov. 23, 2015)
Had 15+ rebound margin:	24 - Sam Houston 80, Southeastern La. 56 in Huntsville, Texas (Jan. 7, 2016)
Had 10+ rebound margin:	11 - UTRGV 69, Sam Houston 45 in Huntsville, Texas (Nov. 26, 2017)
Attempted 35 free throws:	42 vs. Houston Baptist in Huntsville, Texas (Feb. 11, 2017)
Attempted 40 free throws:	42 vs. Houston Baptist in Huntsville, Texas (Feb. 11, 2017)
Attempted 5 free throws or less:	4 vs. Northwestern State in Huntsville, Texas (Jan. 5, 2014)
Made 30 free throws:	33 vs. Houston Baptist in Huntsville, Texas (Jan. 31, 2015)
Had 25 assists:	30 vs. LSU Alexandra in Huntsville, Texas (Nov. 23, 2015)
Had 25 turnovers:	30 at Stephen F. Austin in Nacogdoches, Texas (March 4, 2017)
Had 25+ steals:	28 vs. Prairie View A&M in Huntsville, Texas (Nov. 26, 1994)
Had 20-24 steals:	24 vs. Texas State in Huntsville, Texas (March 6, 2010)
Had 15-19 steals:	15 at Kansas in Lawrence, Kansas (Dec. 28, 2011)
Had 10-14 blocks:	10 at New Orleans in New Orleans, La. (Jan. 12, 2017)
Had 15+ blocks:	Never Happened
Played an overtime game:	Sam Houston 86, Southeastern La. 85 (1OT) at Hammond, La. (Jan. 16, 2013)
Won an overtime game:	Sam Houston 86, Southeastern La. 85 (1OT) at Hammond, La. (Jan. 16, 2013)
Lost an overtime game:	A&M-Corpus Christi 76, Sam Houston 69 (1OT) at Huntsville, Texas (Jan. 30, 2010)
Played a double overtime game:	Sam Houston 92, Texas State 89 (3 OT) at Huntsville, Texas (March 6, 2010)
Played three or more overtimes:	Sam Houston 92, Texas State 89 (3 OT) at Huntsville, Texas (March 6, 2010)
Shot 60% for a half:	
Shot 60% for a game:	63.8 percent (30-for-47) vs. Houston Baptist in Huntsville, Texas (Feb. 13, 2016)
Shot 20-30% in half:	
Shot less than 20% in a half:	
Made at least 10 3-point field goals:	10 vs. Nicholls in Katy, Texas (March 10, 2016)
Made 15 3-point field goals:	15 at Northwestern State in Natchitoches, La. (Feb. 21, 2004)
Had at least 70 rebounds:	Never Happened
Had at least 60 rebounds:	64 vs. LSU Alexandra in Huntsville, Texas (Nov. 23, 2015)
Had at least 50 rebounds:	53 vs. A&M-Corpus Christi in Huntsville, Texas (Feb. 27, 2016)
Scored less than 10 points in a quarter:	50 vs. Wiley College in Huntsville, Texas (Nov. 18, 2016)
Scored less than 20 points in a 1st half:	16 vs. Abilene Christian in Huntsville, Texas (Feb. 25, 2017)
Scored less than 20 points in a 2nd half:	15 at TCU in Fort Worth, Texas (Nov. 15, 2017)
Scored 41-50 in a game:	49 points at Stephen F. Austin in Nacogdoches, Texas (March 4, 2017)
Scored less than 40 points in a game:	39 points vs. Abilene Christian in Huntsville, Texas (Feb. 25, 2017)

## LAST TIME A SAM HOUSTON PLAYER...

Scored 25 points:	28, Angela Beadle vs. Lamar (March 2, 2016)
Scored 30 points:	30, Shernise Robertson at McNeese (Jan. 16, 2016)
Scored 35 points:	37, Britni Martin vs. Charleston Southern (Nov. 27, 2010)
Made 10 field goals:	11, Jasmine McCants vs. Northwestern State (Feb. 23, 2017)
Made 15 field goals:	15, Sirena Autman vs. Grambling (Dec. 22, 1990)
Attempted 25 field goals:	25, Angela Beadle at Rice (Nov. 26, 2013)
Had 10 blocks:	Never Happened
Had 5 blocks:	8, Angela Beadle vs. Abilene Christian (Jan. 21, 2016)
Had 5 steals:	5, Kamry Orr at Houston Baptist (Jan. 30, 2016)
Had 10 steals:	10, Ray Alexander vs. Northwestern State (March 3, 2010)
Had 10 assists:	10, Shernise Robertson vs. A&M-Corpus Christi (2/27/16)
Had 15 assists:	15, Kandance Wells vs. Nicholls (Jan. 18, 2001)
Had 15 rebounds:	18, Angela Beadle vs. Stephen F. Austin (March 5, 2016)
Had 20 rebounds:	20, Sequeena Thomas vs. Oral Roberts (Jan. 19, 2013)
Made 5 three-point field goals:	6, Shernise Robertson vs. Houston Baptist (Feb. 13, 2016)
Recorded a double-double:	Lydia Baxter (12 pts/10 rebs) vs. Nicholls (1/7/17)
Two players recorded a double-double:	Angela Beadle (28 pts/15 rebs) and Lauryann McGowen (17 pts/10 rebs) vs. Lamar (March 2, 2016)
Recorded a double-double with points and assists:	Shernise Robertson (25 pts/10 assists) vs. A&M-Corpus Christi (Feb. 26, 2016)
Recorded a triple-double:	Kelly Brown (13 pts/10 rebs/10 assists) vs. Nicholls (Jan. 19, 2002)
Recorded consecutive double-doubles:	Angela Beadle - 10 straight (HBU, UCA 3x, A&M-Corpus Christi, Lamar, Nicholls, SFA 2x, Northwestern State -- between Feb. 13-March 13, 2016)
Had a double-double at halftime:	

Five players scored in double figures:..... Jasmine McCants (22), Jenniffer Oramas (18), Morghen Day (13), Ashleigh Cooper (12) and Kiera McKinney (10) vs. Northwestern State (Feb. 23, 2017)  
 Six players scored in double figures:.....Never Happened  
 No players scored in double figures:..... Sam Houston at LSU (Dec. 14, 2016)  
 Only one player scored in double figures:..... Jasmine McCants (11) vs. Abilene Christian (Feb. 25, 2017)  
 Two players scored 20 points: ..... Shernise Robertson (23) and Angela Beadle (23) at Stephen F. Austin (Jan. 23, 2016)  
 Scored 20 points and had 20 rebounds: .....Brenda Abakwue, 34 points, 21 rebounds vs. McNeese (Jan. 15, 2001)  
 Three players scored 20 points:.....Never Happened  
 Two players had 10 rebounds:..... Angela Beadles (13) and Jasmine McCants (10) vs. Stephen F. Austin @ SLC Tournament (March 11, 2016)  
 Three players had 10 rebounds: .....Taylor Dorsey (10), Angela Beadle (10) and Nyha Carter (10) at Southeastern La. (Jan. 16, 2013)  
 Played every minute:.....Shernise Robertson vs. Stephen F. Austin (March 11, 2016)  
 Played more than 40 minutes:..... 42, Jasmine Johnson at Southeastern La. (Jan. 16, 2014)  
 Back-to-back 25 point games: ..... Shernise Robertson, 28 points at HBU and A&M-Corpus Christi (Jan. 30, 2016; Feb. 6, 2016)

**LAST TIME A SAM HOUSTON OPPONENT...**

Shot 30% or less in a game (SLC): ..... 27 percent, Southeastern La. @ Huntsville, Texas (Jan. 7, 2016)  
 Shot 30% or less in a game (Non-conference): ..... 21 percent, Our Lady of the Lake @ Huntsville, Texas (Nov. 20, 2015)  
 Shot 60% in a game:.....62 percent, Texas @ Austin, Texas (Dec. 15, 2013)  
 Did not make a field goal in a quarter: .....Never Happened  
 Scored less than 10 points in all four quarters: .....Never Happened  
 Scored less than 20 points in a 1st half: ..... 16 points, Texas Southern @ Huntsville, Texas (Dec. 3, 2014)  
 Scored less than 20 points in a 2nd half: ..... 18 points, Incarnate Word @ San Antonio, Texas (Jan. 22, 2014)  
 Had a 25+ rebound margin: ..... 25, Texas @ Austin, Texas (Dec. 15, 2013)  
 Had a 20+ rebound margin: ..... 21, South Dakota State @ Brookings, SD (Nov. 24, 2014)  
 Had 15 steals: .....15, Stephen F. Austin @ Nacogdoches, Texas (March 4, 2017)  
 Had 35+ turnovers:..... 40, Wiley College @ Huntsville, Texas (Nov. 25, 2006)  
 Had 30-34 turnovers: ..... 30, Southeast Missouri @ Huntsville, Texas (Nov. 10, 2011)  
 Had 25-29 turnovers: ..... 28, Central Arkansas @ Huntsville, Texas (Feb. 19, 2011)  
 Had 50 rebounds: ..... 53, Incarnate Word @San Antonio, Texas (Feb. 18, 2017)  
 Had 25 assists:.....25, Abilene Christian @ Huntsville, Texas (Jan. 21, 2016)  
 Scored 41-50 points in a game: ..... 47 points, New Orleans @ New Orleans, La. (Jan. 18, 2014)  
 Scored 31-40 points in a game: ..... 31 points, Texas-Pan American @ Edinburg, Texas (Dec. 30, 1987)  
 Scored 30 points or less:.....Never Happened  
 Made 10 three-point field goals:..... 13, Abilene Christian @ Huntsville, Texas (Feb. 25, 2017)  
 Failed to make a three-point field goal:.....LSU (0-for-3) (Feb. 14, 2016)  
 Had 10 blocks:.....11, TCU (Nov. 15, 2016)  
 Attempted 5 free throws or fewer..... 5, Texas-Tyler @ Huntsville, Texas (Dec. 20, 2005)  
 Attempted 2 free throws or fewer.....2, Southeastern La. @ Huntsville, Texas (March 4, 2005)  
 Did not attempt a free throw:.....Never Happened  
 Made 30 free throws: ..... 33, Lamar @ Beaumont, Texas (March 5, 2015)  
 Attempted 35 free throws: ..... 40, Lamar @ Beaumont, Texas (March 5, 2015)  
 Scored 100 points:..... 109 points, Texas @ Austin, Texas (Dec. 15, 2013)  
 Scored 100 points at Sam Houston:..... 101 points, Oral Roberts @ Huntsville, Texas (Nov. 30, 2009)  
 Scored 100 points and lost: .....Never Happened

**LAST TIME AN OPPOSING PLAYER...**

Recorded a double-double: ..... Celia Garcia Paunero, Incarnate Word (20 blocks, 20 rebounds - Feb. 18, 2017)  
 Two players recorded a double-double: .....  
 Recorded a double-double with points and assists: .....  
 Had 5 blocks: .....  
 Had 5 steals: ..... 5, Taylor Ross - Stephen F. Austin (March 4, 2017)  
 Had 10 assists:..... 12, Jameka Watkins - Central Arkansas (Feb. 24, 2016)  
 Had 15 assists:.....  
 Had 20 rebounds: .....20, Celia Garcia Paunero, Incarnate Word (Feb. 18, 2017)  
 Had 15 rebounds: ..... 20, Celia Garcia Paunero, Incarnate Word (Feb. 18, 2017)  
 Had 10 blocks:.....  
 Scored 30 points (non-conference): ..... 37, Karisma Chapman, UAB (Nov. 30, 2013)  
 Scored 30 or more points (SLC): .....  
 Attempted 25 field goals:.....26, Taylin Underwood, Southeastern La. (Jan. 28, 2017)  
 Made 15 field goals:..... 16, Karisma Chapman, UBA (Nov. 30, 2013)  
 Scored 20 points and had 20 rebounds: ..... 20 blocks, 20 rebounds, Celia Garcia Paunero, Incarnate Word (Feb. 18, 2017)  
 Two players scored 20 points: .....Brentney Branch, 25 points; Taylor Ross, 21 points - Stephen F. Austin (Feb. 2, 2017)  
 Five players scored in double figures:.....  
 Six players scored in double figures:.....  
 Committed 10+ turnovers:.....  
 Recorded a triple-double: .....



# 00 KEVYN FERRIERA

5-8 • SOPHOMORE • GUARD  
TATUM, N.M.  
(TATUM HIGH SCHOOL/TEMPLE JC)

PTS	3FG%	AST	MIN
0.0	.000	0.0	0.0

## FERRIERA GAME-BY-GAME IN 2017-18

Date	Opponent	MIN	FG	3FG	FT	O-D-T	PF	A	TO	B	S	TP
N10	at Arkansas											
N17	Wiley											
N21	Rice											
N29	Texas Southern											
D2	St. Thomas											
D12	Jackson State											
D15	at Southern Miss											
D17	Texas State											
D27	at LSU											
D30	at Abilene Christian											
J3	at Central Arkansas											
J6	Incarnate Word											
J10	A&M-Corpus Christi											
J13	Houston Baptist											
J17	at Northwestern St.											
J20	at Lamar											
J24	at Southeastern La.											
J27	at Stephen F. Austin											
J31	McNeese											
F3	Abilene Christian											
F7	at A&M-Corpus Christi											
F10	Lamar											
F14	Nicholls											
F17	at Houston Baptist											
F21	at New Orleans											
F28	Central Arkansas											
M3	Stephen F. Austin											

\* Starter

## FERRIERA'S CAREER HIGHS

Points	.....
Field Goals	.....
Field Goal Attempts	.....
3-Point Field Goals	.....
3-Point Field Goal Attempts	.....
Free Throws Made	.....
Free Throw Attempts	.....
Rebounds	.....
Assists	.....
Blocked Shots	.....
Steals	.....
Minutes Played	.....



# 1 JENNIFFER ORAMAS

5-5 • SOPHOMORE • GUARD  
PENBROKE PINES, FLA.  
(CHARLES W. FLANAGAN HIGH SCHOOL)

PTS	3FG%	AST	MIN
0.0	.000	0.0	0.0

## ORAMAS GAME-BY-GAME IN 2017-18

Date	Opponent	MIN	FG	3FG	FT	O-D-T	PF	A	TO	B	S	TP
N10	at Arkansas											
N17	Wiley											
N21	Rice											
N29	Texas Southern											
D2	St. Thomas											
D12	Jackson State											
D15	at Southern Miss											
D17	Texas State											
D27	at LSU											
D30	at Abilene Christian											
J3	at Central Arkansas											
J6	Incarnate Word											
J10	A&M-Corpus Christi											
J13	Houston Baptist											
J17	at Northwestern St.											
J20	at Lamar											
J24	at Southeastern La.											
J27	at Stephen F. Austin											
J31	McNeese											
F3	Abilene Christian											
F7	at A&M-Corpus Christi											
F10	Lamar											
F14	Nicholls											
F17	at Houston Baptist											
F21	at New Orleans											
F28	Central Arkansas											
M3	Stephen F. Austin											

\* Starter

## ORAMAS' CAREER HIGHS

Points	..... 20 (twice)
Field Goals	..... 7 (three times)
Field Goal Attempts	..... 16 vs. McNeese (3/2/17)
3-Point Field Goals	..... 3 (five times)
3-Point Field Goal Attempts	..... 7 vs. Marshall (11/25/16)
Free Throws Made	..... 10 at Texas State (12/19/16)
Free Throw Attempts	..... 11 at Texas State (12/19/16)
Rebounds	..... 5 (twice)
Assists	..... 7 vs. Northwestern State (2/23/17)
Blocked Shots	..... 1 (twice)
Steals	..... 4 vs. Southeastern La. (1/28/17)
Minutes Played	..... 37 vs. McNeese (3/2/17)



# 3 ALYSSA OSBORNE

5-6 • FRESHMAN • GUARD  
 SPRING, TEXAS  
 (OAK RIDGE HIGH SCHOOL)

PTS	3FG%	AST	MIN
0.0	.000	0.0	0.0

## OSBORNE GAME-BY-GAME IN 2017-18

Date	Opponent	MIN	FG	3FG	FT	O-D-T	PF	A	TO	B	S	TP
N10	at Arkansas											
N17	Wiley											
N21	Rice											
N29	Texas Southern											
D2	St. Thomas											
D12	Jackson State											
D15	at Southern Miss											
D17	Texas State											
D27	at LSU											
D30	at Abilene Christian											
J3	at Central Arkansas											
J6	Incarnate Word											
J10	A&M-Corpus Christi											
J13	Houston Baptist											
J17	at Northwestern St.											
J20	at Lamar											
J24	at Southeastern La.											
J27	at Stephen F. Austin											
J31	McNeese											
F3	Abilene Christian											
F7	at A&M-Corpus Christi											
F10	Lamar											
F14	Nicholls											
F17	at Houston Baptist											
F21	at New Orleans											
F28	Central Arkansas											
M3	Stephen F. Austin											

\* Starter

## OSBORNE'S CAREER HIGHS

Points	.....
Field Goals	.....
Field Goal Attempts	.....
3-Point Field Goals	.....
3-Point Field Goal Attempts	.....
Free Throws Made	.....
Free Throw Attempts	.....
Rebounds	.....
Assists	.....
Blocked Shots	.....
Steals	.....
Minutes Played	.....



# 4 JADA BALLEW

5-7 • SENIOR • POINT GUARD  
 CINCINNATI, OHIO  
 (PRINCETON HIGH SCHOOL/REND LAKE JC)

PTS	3FG%	AST	MIN
0.0	.000	0.0	0.0

## BALLEW GAME-BY-GAME IN 2017-18

Date	Opponent	MIN	FG	3FG	FT	O-D-T	PF	A	TO	B	S	TP
N10	at Arkansas											
N17	Wiley											
N21	Rice											
N29	Texas Southern											
D2	St. Thomas											
D12	Jackson State											
D15	at Southern Miss											
D17	Texas State											
D27	at LSU											
D30	at Abilene Christian											
J3	at Central Arkansas											
J6	Incarnate Word											
J10	A&M-Corpus Christi											
J13	Houston Baptist											
J17	at Northwestern St.											
J20	at Lamar											
J24	at Southeastern La.											
J27	at Stephen F. Austin											
J31	McNeese											
F3	Abilene Christian											
F7	at A&M-Corpus Christi											
F10	Lamar											
F14	Nicholls											
F17	at Houston Baptist											
F21	at New Orleans											
F28	Central Arkansas											
M3	Stephen F. Austin											

\* Starter

## BALLEW'S CAREER HIGHS

Points	..... 11 at McNeese (1/5/17)
Field Goals	..... 4 at McNeese (1/5/17)
Field Goal Attempts	..... 6 at McNeese (1/5/17)
3-Point Field Goals	..... 2 at McNeese (1/5/17)
3-Point Field Goal Attempts	..... 4 at McNeese (1/5/17)
Free Throws Made	..... 2 (four times)
Free Throw Attempts	..... 4 at Houston Baptist (1/2/17)
Rebounds	..... 5 at Houston Baptist (1/2/17)
Assists	..... 4 at Prairie View A&M (12/3/16)
Blocked Shots	..... 1 (three times)
Steals	..... 1 (six times)
Minutes Played	..... 21 at McNeese (1/5/17)





# 5 DOMINIQUE MAXWELL

5-9 • JUNIOR • GUARD  
 TORONTO, CANADA  
 (ODESSA JC/ST. JOSEPH HIGH SCHOOL)

PTS	3FG%	AST	MIN
0.0	.000	0.0	0.0

## MAXWELL GAME-BY-GAME IN 2017-18

Date	Opponent	MIN	FG	3FG	FT	O-D-T	PF	A	TO	B	S	TP
N10	at Arkansas											
N17	Wiley											
N21	Rice											
N29	Texas Southern											
D2	St. Thomas											
D12	Jackson State											
D15	at Southern Miss											
D17	Texas State											
D27	at LSU											
D30	at Abilene Christian											
J3	at Central Arkansas											
J6	Incarnate Word											
J10	A&M-Corpus Christi											
J13	Houston Baptist											
J17	at Northwestern St.											
J20	at Lamar											
J24	at Southeastern La.											
J27	at Stephen F. Austin											
J31	McNeese											
F3	Abilene Christian											
F7	at A&M-Corpus Christi											
F10	Lamar											
F14	Nicholls											
F17	at Houston Baptist											
F21	at New Orleans											
F28	Central Arkansas											
M3	Stephen F. Austin											

\* Starter

## MAXWELL'S CAREER HIGHS

Points	.....
Field Goals	.....
Field Goal Attempts	.....
3-Point Field Goals	.....
3-Point Field Goal Attempts	.....
Free Throws Made	.....
Free Throw Attempts	.....
Rebounds	.....
Assists	.....
Blocked Shots	.....
Steals	.....
Minutes Played	.....



# 10 ANGELA DELANEY

5-8 • SENIOR • GUARD  
 HARKER HEIGHTS, TEXAS  
 (HARKER HEIGHTS HIGH SCHOOL)

PTS	3FG%	AST	MIN
0.0	.000	0.0	0.0

## DELANEY GAME-BY-GAME IN 2017-18

Date	Opponent	MIN	FG	3FG	FT	O-D-T	PF	A	TO	B	S	TP
N10	at Arkansas											
N17	Wiley											
N21	Rice											
N29	Texas Southern											
D2	St. Thomas											
D12	Jackson State											
D15	at Southern Miss											
D17	Texas State											
D27	at LSU											
D30	at Abilene Christian											
J3	at Central Arkansas											
J6	Incarnate Word											
J10	A&M-Corpus Christi											
J13	Houston Baptist											
J17	at Northwestern St.											
J20	at Lamar											
J24	at Southeastern La.											
J27	at Stephen F. Austin											
J31	McNeese											
F3	Abilene Christian											
F7	at A&M-Corpus Christi											
F10	Lamar											
F14	Nicholls											
F17	at Houston Baptist											
F21	at New Orleans											
F28	Central Arkansas											
M3	Stephen F. Austin											

\* Starter

## DELANEY'S CAREER HIGHS

Points	..... 19 vs. Houston Baptist (2/11/17)
Field Goals	..... 5 (twice)
Field Goal Attempts	..... 13 vs. Houston Baptist (2/11/17)
3-Point Field Goals	..... 3 vs. Houston Baptist (2/11/17)
3-Point Field Goal Attempts	..... 4 (twice)
Free Throws Made	..... 7 vs. Southeastern La. (1/28/17)
Free Throw Attempts	..... 9 vs. Houston Baptist (2/11/17)
Rebounds	..... 7 (twice)
Assists	..... 4 vs. Nicholls (1/7/17)
Blocked Shots	..... 1 (five times)
Steals	..... 2 (four times)
Minutes Played	..... 34 at Central Arkansas (2/15/17)



# 15 TIA HARSTON

5-7 • SOPHOMORE • GUARD  
KILLEEN, TEXAS  
(KILLEEN HIGH SCHOOL)

PTS	3FG%	AST	MIN
0.0	.000	0.0	0.0

## HARSTON GAME-BY-GAME IN 2017-18

Date	Opponent	MIN	FG	3FG	FT	O-D-T	PF	A	TO	B	S	TP
N10	at Arkansas											
N17	Wiley											
N21	Rice											
N29	Texas Southern											
D2	St. Thomas											
D12	Jackson State											
D15	at Southern Miss											
D17	Texas State											
D27	at LSU											
D30	at Abilene Christian											
J3	at Central Arkansas											
J6	Incarnate Word											
J10	A&M-Corpus Christi											
J13	Houston Baptist											
J17	at Northwestern St.											
J20	at Lamar											
J24	at Southeastern La.											
J27	at Stephen F. Austin											
J31	McNeese											
F3	Abilene Christian											
F7	at A&M-Corpus Christi											
F10	Lamar											
F14	Nicholls											
F17	at Houston Baptist											
F21	at New Orleans											
F28	Central Arkansas											
M3	Stephen F. Austin											

\* Starter

## HARSTON'S CAREER HIGHS

Points	.....	13 vs. Stephen F. Austin (2/2/17)
Field Goals	.....	4 vs. Stephen F. Austin (2/2/17)
Field Goal Attempts	.....	10 at Incarnate Word (2/18/17)
3-Point Field Goals	.....	3 vs. Stephen F. Austin (2/2/17)
3-Point Field Goal Attempts	.....	6 (twice)
Free Throws Made	.....	7 at New Orleans (1/12/17)
Free Throw Attempts	.....	8 at New Orleans (1/12/17)
Rebounds	.....	8 vs. UTRGV (11/21/16)
Assists	.....	5 vs. Wiley College (11/18/16)
Blocked Shots	.....	1 at Houston Baptist (1/2/17)
Steals	.....	2 (twice)
Minutes Played	.....	25 vs. McNeese (3/2/17)



# 20 AKARIAN MORGAN

5-6 • FRESHMAN • GUARD  
CLEBURNE, TEXAS  
(CLEBURNE HIGH SCHOOL)

PTS	3FG%	AST	MIN
0.0	.000	0.0	0.0

## MORGAN GAME-BY-GAME IN 2017-18

Date	Opponent	MIN	FG	3FG	FT	O-D-T	PF	A	TO	B	S	TP
N10	at Arkansas											
N17	Wiley											
N21	Rice											
N29	Texas Southern											
D2	St. Thomas											
D12	Jackson State											
D15	at Southern Miss											
D17	Texas State											
D27	at LSU											
D30	at Abilene Christian											
J3	at Central Arkansas											
J6	Incarnate Word											
J10	A&M-Corpus Christi											
J13	Houston Baptist											
J17	at Northwestern St.											
J20	at Lamar											
J24	at Southeastern La.											
J27	at Stephen F. Austin											
J31	McNeese											
F3	Abilene Christian											
F7	at A&M-Corpus Christi											
F10	Lamar											
F14	Nicholls											
F17	at Houston Baptist											
F21	at New Orleans											
F28	Central Arkansas											
M3	Stephen F. Austin											

\* Starter

## MORGAN'S CAREER HIGHS

Points	.....	
Field Goals	.....	
Field Goal Attempts	.....	
3-Point Field Goals	.....	
3-Point Field Goal Attempts	.....	
Free Throws Made	.....	
Free Throw Attempts	.....	
Rebounds	.....	
Assists	.....	
Blocked Shots	.....	
Steals	.....	
Minutes Played	.....	



# 21 LYDIA BAXTER

6-0 • JUNIOR • FORWARD  
AUSTIN, TEXAS  
(BOWIE HIGH SCHOOL)

PTS	3FG%	AST	MIN
0.0	.000	0.0	0.0

## BAXTER GAME-BY-GAME IN 2017-18

Date	Opponent	MIN	FG	3FG	FT	O-D-T	PF	A	TO	B	S	TP
N10	at Arkansas											
N17	Wiley											
N21	Rice											
N29	Texas Southern											
D2	St. Thomas											
D12	Jackson State											
D15	at Southern Miss											
D17	Texas State											
D27	at LSU											
D30	at Abilene Christian											
J3	at Central Arkansas											
J6	Incarnate Word											
J10	A&M-Corpus Christi											
J13	Houston Baptist											
J17	at Northwestern St.											
J20	at Lamar											
J24	at Southeastern La.											
J27	at Stephen F. Austin											
J31	McNeese											
F3	Abilene Christian											
F7	at A&M-Corpus Christi											
F10	Lamar											
F14	Nicholls											
F17	at Houston Baptist											
F21	at New Orleans											
F28	Central Arkansas											
M3	Stephen F. Austin											

\* Starter

## BAXTER'S CAREER HIGHS

Points	18 vs. McNeese (3/2/17)
Field Goals	5 at Incarnate Word (2/18/17)
Field Goal Attempts	11 at Incarnate Word (2/18/17)
3-Point Field Goals	1 at Northwestern State (1/14/17)
3-Point Field Goal Attempts	1 (three times)
Free Throws Made	10 vs. McNeese (3/2/17)
Free Throw Attempts	13 vs. McNeese (3/2/17)
Rebounds	13 at Rice (11/29/16)
Assists	3 vs. Nicholls (1/7/17)
Blocked Shots	3 (twice)
Steals	3 at Central Arkansas (2/15/17)
Minutes Played	29 vs. McNeese (3/2/17)



# 22 ANASTACIA MICKENS

6-0 • FRESHMAN • FORWARD  
BEAUMONT, TEXAS  
(BEAUMONT CENTRAL HIGH SCHOOL)

PTS	3FG%	AST	MIN
0.0	.000	0.0	0.0

## MICKENS GAME-BY-GAME IN 2017-18

Date	Opponent	MIN	FG	3FG	FT	O-D-T	PF	A	TO	B	S	TP
N10	at Arkansas											
N17	Wiley											
N21	Rice											
N29	Texas Southern											
D2	St. Thomas											
D12	Jackson State											
D15	at Southern Miss											
D17	Texas State											
D27	at LSU											
D30	at Abilene Christian											
J3	at Central Arkansas											
J6	Incarnate Word											
J10	A&M-Corpus Christi											
J13	Houston Baptist											
J17	at Northwestern St.											
J20	at Lamar											
J24	at Southeastern La.											
J27	at Stephen F. Austin											
J31	McNeese											
F3	Abilene Christian											
F7	at A&M-Corpus Christi											
F10	Lamar											
F14	Nicholls											
F17	at Houston Baptist											
F21	at New Orleans											
F28	Central Arkansas											
M3	Stephen F. Austin											

\* Starter

## MICKENS' CAREER HIGHS

Points	
Field Goals	
Field Goal Attempts	
3-Point Field Goals	
3-Point Field Goal Attempts	
Free Throws Made	
Free Throw Attempts	
Rebounds	
Assists	
Blocked Shots	
Steals	
Minutes Played	



# 25 ALIX SELLERS

5-2 • FRESHMAN • GUARD  
LUMBERTON, TEXAS  
(LUMBERTON HIGH SCHOOL)

PTS	3FG%	AST	MIN
0.0	.000	0.0	0.0

## SELLERS GAME-BY-GAME IN 2017-18

Date	Opponent	MIN	FG	3FG	FT	O-D-T	PF	A	TO	B	S	TP
N10	at Arkansas											
N17	Wiley											
N21	Rice											
N29	Texas Southern											
D2	St. Thomas											
D12	Jackson State											
D15	at Southern Miss											
D17	Texas State											
D27	at LSU											
D30	at Abilene Christian											
J3	at Central Arkansas											
J6	Incarnate Word											
J10	A&M-Corpus Christi											
J13	Houston Baptist											
J17	at Northwestern St.											
J20	at Lamar											
J24	at Southeastern La.											
J27	at Stephen F. Austin											
J31	McNeese											
F3	Abilene Christian											
F7	at A&M-Corpus Christi											
F10	Lamar											
F14	Nicholls											
F17	at Houston Baptist											
F21	at New Orleans											
F28	Central Arkansas											
M3	Stephen F. Austin											

\* Starter

## SELLERS' CAREER HIGHS

Points.....	
Field Goals.....	
Field Goal Attempts.....	
3-Point Field Goals.....	
3-Point Field Goal Attempts.....	
Free Throws Made.....	
Free Throw Attempts.....	
Rebounds.....	
Assists.....	
Blocked Shots.....	
Steals.....	
Minutes Played.....	



# 33 TEHYA HOLLINS

6-0 • FRESHMAN • FORWARD  
PENSACOLA, FLA.  
(PENSACOLA HIGH SCHOOL)

PTS	3FG%	AST	MIN
0.0	.000	0.0	0.0

## HOLLINS GAME-BY-GAME IN 2017-18

Date	Opponent	MIN	FG	3FG	FT	O-D-T	PF	A	TO	B	S	TP
N10	at Arkansas											
N17	Wiley											
N21	Rice											
N29	Texas Southern											
D2	St. Thomas											
D12	Jackson State											
D15	at Southern Miss											
D17	Texas State											
D27	at LSU											
D30	at Abilene Christian											
J3	at Central Arkansas											
J6	Incarnate Word											
J10	A&M-Corpus Christi											
J13	Houston Baptist											
J17	at Northwestern St.											
J20	at Lamar											
J24	at Southeastern La.											
J27	at Stephen F. Austin											
J31	McNeese											
F3	Abilene Christian											
F7	at A&M-Corpus Christi											
F10	Lamar											
F14	Nicholls											
F17	at Houston Baptist											
F21	at New Orleans											
F28	Central Arkansas											
M3	Stephen F. Austin											

\* Starter

## HOLLINS' CAREER HIGHS

Points.....	
Field Goals.....	
Field Goal Attempts.....	
3-Point Field Goals.....	
3-Point Field Goal Attempts.....	
Free Throws Made.....	
Free Throw Attempts.....	
Rebounds.....	
Assists.....	
Blocked Shots.....	
Steals.....	
Minutes Played.....	



# 34 RACHEL HARRELL

5-9 • SOPHOMORE • GUARD  
WEATHERFORD, TEXAS  
(HENDRICKSON HIGH SCHOOL)

PTS	3FG%	AST	MIN
0.0	.000	0.0	0.0

## HARRELL GAME-BY-GAME IN 2017-18

Date	Opponent	MIN	FG	3FG	FT	O-D-T	PF	A	TO	B	S	TP
N10	at Arkansas											
N17	Wiley											
N21	Rice											
N29	Texas Southern											
D2	St. Thomas											
D12	Jackson State											
D15	at Southern Miss											
D17	Texas State											
D27	at LSU											
D30	at Abilene Christian											
J3	at Central Arkansas											
J6	Incarnate Word											
J10	A&M-Corpus Christi											
J13	Houston Baptist											
J17	at Northwestern St.											
J20	at Lamar											
J24	at Southeastern La.											
J27	at Stephen F. Austin											
J31	McNeese											
F3	Abilene Christian											
F7	at A&M-Corpus Christi											
F10	Lamar											
F14	Nicholls											
F17	at Houston Baptist											
F21	at New Orleans											
F28	Central Arkansas											
M3	Stephen F. Austin											

\* Starter

## HARRELL'S CAREER HIGHS

Points	14 at Prairie View A&M (12/3/16)
Field Goals	5 at Prairie View A&M (12/3/16)
Field Goal Attempts	11 vs. Abilene Christian (2/25/17)
3-Point Field Goals	4 (twice)
3-Point Field Goal Attempts	8 (twice)
Free Throws Made	3 at UTRGV (11/26/16)
Free Throw Attempts	3 at UTRGV (11/26/16)
Rebounds	8 at Arkansas (11/11/16)
Assists	3 (twice)
Blocked Shots	2 at New Orleans (1/12/17)
Steals	2 (twice)
Minutes Played	36 at Arkansas (11/11/16)



# 35 ASHLEIGH COOPER

6-0 • JUNIOR • CENTER  
PFLUGERVILLE, TEXAS  
(FLORESVILLE HIGH SCHOOL)

PTS	3FG%	AST	MIN
0.0	.000	0.0	0.0

## COOPER GAME-BY-GAME IN 2017-18

Date	Opponent	MIN	FG	3FG	FT	O-D-T	PF	A	TO	B	S	TP
N10	at Arkansas											
N17	Wiley											
N21	Rice											
N29	Texas Southern											
D2	St. Thomas											
D12	Jackson State											
D15	at Southern Miss											
D17	Texas State											
D27	at LSU											
D30	at Abilene Christian											
J3	at Central Arkansas											
J6	Incarnate Word											
J10	A&M-Corpus Christi											
J13	Houston Baptist											
J17	at Northwestern St.											
J20	at Lamar											
J24	at Southeastern La.											
J27	at Stephen F. Austin											
J31	McNeese											
F3	Abilene Christian											
F7	at A&M-Corpus Christi											
F10	Lamar											
F14	Nicholls											
F17	at Houston Baptist											
F21	at New Orleans											
F28	Central Arkansas											
M3	Stephen F. Austin											

\* Starter

## COOPER'S CAREER HIGHS

Points	13 vs. Southeastern La. (1/28/17)
Field Goals	6 vs. Northwestern State (2/23/17)
Field Goal Attempts	11 vs. UTRGV (11/21/16)
3-Point Field Goals	
3-Point Field Goal Attempts	1 (three times)
Free Throws Made	5 vs. Southeastern La. (1/28/17)
Free Throw Attempts	6 vs. Southeastern La. (1/28/17)
Rebounds	11 vs. New Orleans (1/9/16)
Assists	2 (three times)
Blocked Shots	3 (twice)
Steals	2 (twice)
Minutes Played	25 at TCU (11/15/16)



# 42 KIERA MCKINNEY

6-2 • SOPHOMORE • POST  
AMARILLO, TEXAS  
(TASCANO HIGH SCHOOL)

PTS	3FG%	AST	MIN
0.0	.000	0.0	0.0

## KNIGHT GAME-BY-GAME IN 2017-18

Date	Opponent	MIN	FG	3FG	FT	O-D-T	PF	A	TO	B	S	TP
N10	at Arkansas											
N17	Wiley											
N21	Rice											
N29	Texas Southern											
D2	St. Thomas											
D12	Jackson State											
D15	at Southern Miss											
D17	Texas State											
D27	at LSU											
D30	at Abilene Christian											
J3	at Central Arkansas											
J6	Incarnate Word											
J10	A&M-Corpus Christi											
J13	Houston Baptist											
J17	at Northwestern St.											
J20	at Lamar											
J24	at Southeastern La.											
J27	at Stephen F. Austin											
J31	McNeese											
F3	Abilene Christian											
F7	at A&M-Corpus Christi											
F10	Lamar											
F14	Nicholls											
F17	at Houston Baptist											
F21	at New Orleans											
F28	Central Arkansas											
M3	Stephen F. Austin											

\* Starter

## MCKINNEY'S CAREER HIGHS

Points	15 vs. Wiley College (11/18/16)
Field Goals	7 vs. Wiley College (11/18/16)
Field Goal Attempts	11 vs. Wiley College (11/18/16)
3-Point Field Goals	
3-Point Field Goal Attempts	
Free Throws Made	3 vs. Houston Baptist (2/11/17)
Free Throw Attempts	4 (twice)
Rebounds	12 vs. UTRGV (11/21/16)
Assists	2 at Rice (11/21/16)
Blocked Shots	4 (twice)
Steals	2 (twice)
Minutes Played	33 vs. UTRGV (11/21/16)



# 44 HANNAH KNIGHT

6-3 • FRESHMAN • POST  
FLORESVILLE, TEXAS  
(FLORESVILLE HIGH SCHOOL)

PTS	3FG%	AST	MIN
0.0	.000	0.0	0.0

## MCKINNEY GAME-BY-GAME IN 2017-18

Date	Opponent	MIN	FG	3FG	FT	O-D-T	PF	A	TO	B	S	TP
N10	at Arkansas											
N17	Wiley											
N21	Rice											
N29	Texas Southern											
D2	St. Thomas											
D12	Jackson State											
D15	at Southern Miss											
D17	Texas State											
D27	at LSU											
D30	at Abilene Christian											
J3	at Central Arkansas											
J6	Incarnate Word											
J10	A&M-Corpus Christi											
J13	Houston Baptist											
J17	at Northwestern St.											
J20	at Lamar											
J24	at Southeastern La.											
J27	at Stephen F. Austin											
J31	McNeese											
F3	Abilene Christian											
F7	at A&M-Corpus Christi											
F10	Lamar											
F14	Nicholls											
F17	at Houston Baptist											
F21	at New Orleans											
F28	Central Arkansas											
M3	Stephen F. Austin											

\* Starter

## KNIGHT'S CAREER HIGHS

Points	
Field Goals	
Field Goal Attempts	
3-Point Field Goals	
3-Point Field Goal Attempts	
Free Throws Made	
Free Throw Attempts	
Rebounds	
Assists	
Blocked Shots	
Steals	
Minutes Played	

# ROSTERS

## NUMERICAL

No.	Name	Pos.	Ht.	Cl.	Hometown (High School/Previous School)
00	Kevyn Ferriera	G	5-8	So.	Tatum, N.M. (Tatum HS / Temple JC)
1	Jenniffer Oramas	G	5-5	So.	Penbroke Pines, Fla. (Charles W. Flanagan HS)
3	Alyssa Osborne	G	5-6	Fr.	Spring, Texas (Oak Ridge HS)
4	Jada Ballew	PG	5-7	Sr.	Cincinnati, Ohio (Princeton HS / Rend Lake JC)
5	Dominique Maxwell	G	5-9	Jr.	Toronto, Canada (St. Joseph HS / Odessa JC)
10	Angela Delaney	G	5-8	Sr.	Harker Heights, Texas (Harker Heights HS)
15	Tia Harston	G	5-7	So.	Killeen, Texas (Killeen HS)
20	Akarian Morgan	G	5-6	Fr.	Cleburne, Texas (Cleburne HS)
21	Lydia Baxter	F	6-0	Jr.	Austin, Texas (Bowie HS)
22	Anastacia Mickens	F	6-0	Fr.	Beaumont, Texas (Beaumont Central HS)
25	Alix Sellers	G	5-2	Fr.	Lumberton, Texas (Lumberton HS)
33	Tehya Hollins	F	6-0	Fr.	Pensacola, Fla. (Pensacola HS)
34	Rachel Harrell	G	5-9	So.	Weatherford, Texas (Brock HS)
35	Ashleigh Cooper	C	6-0	Jr.	Pflugerville, Texas (Hendrickson HS)
42	Kiera McKinney	P	6-2	So.	Amarillo, Texas (Tascano HS)
44	Hannah Knight	P	6-3	Fr.	Floresville, Texas (Floresville HS)

## ALPHABETICAL

No.	Name	Pos.	Ht.	Cl.	Hometown (High School/Previous School)
4	Jada Ballew	PG	5-7	Sr.	Cincinnati, Ohio (Princeton HS / Rend Lake JC)
21	Lydia Baxter	F	6-0	Jr.	Austin, Texas (Bowie HS)
35	Ashleigh Cooper	C	6-0	Jr.	Pflugerville, Texas (Hendrickson HS)
10	Angela Delaney	G	5-8	Sr.	Harker Heights, Texas (Harker Heights HS)
00	Kevyn Ferriera	G	5-8	So.	Tatum, N.M. (Tatum HS / Temple JC)
34	Rachel Harrell	G	5-9	So.	Weatherford, Texas (Brock HS)
15	Tia Harston	G	5-7	So.	Killeen, Texas (Killeen HS)
33	Tehya Hollins	F	6-0	Fr.	Pensacola, Fla. (Pensacola HS)
44	Hannah Knight	P	6-3	Fr.	Floresville, Texas (Floresville HS)
5	Dominique Maxwell	G	5-9	Jr.	Toronto, Canada (St. Joseph HS / Odessa JC)
42	Kiera McKinney	P	6-2	So.	Amarillo, Texas (Tascano HS)
22	Anastacia Mickens	F	6-0	Fr.	Beaumont, Texas (Beaumont Central HS)
20	Akarian Morgan	G	5-6	Fr.	Cleburne, Texas (Cleburne HS)
1	Jenniffer Oramas	G	5-5	So.	Penbroke Pines, Fla. (Charles W. Flanagan HS)
3	Alyssa Osborne	G	5-6	Fr.	Spring, Texas (Oak Ridge HS)
25	Alix Sellers	G	5-2	Fr.	Lumberton, Texas (Lumberton HS)

## STAFF

**Head Coach:** Brenda Nichols

**Assistant Coach:** Rosalind Jennings

**Assistant Coach:** Jaime Gonzales

**Assistant Coach:** LaToya Bennett

**Director of Operations:** Yasma Smith

## PRONUNCIATION GUIDE

Jada **Ballew** – buh-LOO

Kevyn **Ferriera** – ferr-AIR-uh

Tia **Harston** – HAHR-stun


**Tehya** Hollins – TAY-yuh

**Anastacia** Mickens – anna-STAY-see-uh

# RADIO/TV ROSTER



**00 KEVYN FERRIERA**  
5-8 • So. • Guard  
Tatum, N.M.




**1 JENNIFFER ORAMAS**  
5-5 • So. • Guard  
Penbroke Pines, Fla.



**3 ALYSSA OSBORNE**  
5-6 • Fr. • Guard  
Spring, Texas



**4 JADA BALLEW**  
5-7 • Sr. • Point Guard  
Cincinnati, Ohio



**5 DOMINIQUE MAXWELL**  
5-9 • Jr. • Guard  
Toronto, Canada



**10 ANGELA DELANEY**  
5-8 • Sr. • Guard  
Harker Heights, Texas



**15 TIA HARSTON**  
5-7 • So. • Guard  
Killeen, Texas



**20 AKARIAN MORGAN**  
5-6 • Fr. • Guard  
Cleburne, Texas




**21 LYDIA BAXTER**  
6-0 • Jr. • Forward  
Austin, Texas




**22 ANASTACIA MICKENS**  
6-0 • Fr. • Forward  
Beaumont, Texas



**25 ALIX SELLERS**  
5-2 • Fr. • Guard  
Lumberton, Texas



**33 TEHYA HOLLINS**  
6-0 • Fr. • Forward  
Pensacola, Fla.




**34 RACHEL HARRELL**  
5-9 • So. • Guard  
Weatherford, Texas



**35 ASHLEIGH COOPER**  
6-0 • Jr. • Center  
Pflugerville, Texas



**42 KIERA MCKINNEY**  
6-2 • So. • Post  
Amarillo, Texas



**44 HANNAH KNIGHT**  
6-3 • Fr. • Post  
Floresville, Texas



**BRENDA NICHOLS**  
Head Coach  
12th Year at SHSU



**ROSALIND JENNINGS**  
Assistant Coach  
4th Year at SHSU



**LATOYA BENNETT**  
Assistant Coach  
2nd Year at SHSU



**JAIME GONZALES**  
Assistant Coach  
1st Year at SHSU



**YASMA SMITH**  
Director of Operations  
2nd Year at SHSU