



ARKANSAS RAZORBACKS

One Final Four Appearance » 22 Postseason Appearances » 27th Season In The SEC » More Than 400 Home Wins » More Than 700 Program Victories

/// THE SERIES ///

| | |
|--------------------------------|---------------|
| Series Record | 8-24 |
| Fayetteville | 17-8 |
| Away | 1-15 |
| Neutral | 0-1 |
| Last 5 | 3-2 |
| Neighbors versus this opponent | First Meeting |

/// MEDIA ///



SEC Network Plus

Talent: TBA



Razorback Sports Network

Phil Elson & Erin Portman

Listen: Little Rock - KABZ-FM-103.7

Fayetteville - KQSM-FM-92.1

Fayetteville - KYNG-AM - 1590*

Fort Smith - KFPW-AM-1230

Fort Smith - KHGG-AM-1580*

Rogers - KURM-AM-790/FM-100.3

*Only if there are conflicts with the FM station

/// SCHEDULE & RESULTS ///

| NOVEMBER (5-2) | MEDIA | W/L | SCORE |
|-------------------------|------------|-----|-------|
| 2 Northeastern St (Exh) | - | W | 82-74 |
| 10 Sam Houston State | SECN+ | W | 65-54 |
| 12 Samford | SECN+ | W | 84-63 |
| 16 at RV Nebraska | BTN | L | 80-69 |
| 20 at Oral Roberts | Cox Sports | W | 77-66 |
| 24 UTEP! | - | L | 64-61 |
| 25 New Mexico State! | - | W | 69-60 |
| 29 Abilene Christian | SECN+ | W | 79-65 |

| DECEMBER (5-2) | MEDIA | W/L | SCORE |
|-------------------------|----------------|-----|-------|
| 3 at Kansas* | JTV/ESPN3 | L | 71-60 |
| 7 Charlotte | SECN+ | W | 73-72 |
| 10 Tulsa | SECN+ | W | 67-41 |
| 17 UT Arlington | SECN+ | W | 91-57 |
| 21 at RV/RV Arizona St. | Tempe, Arizona | L | 89-43 |
| 28 Grambling State | SECN+ | W | 79-62 |
| 31 Ole Miss* | SECN+ | W | 73-72 |

| JANUARY (1-7) | MEDIA | W/L | SCORE |
|---------------------------|-------------|-----|--------|
| 4 at #5/3 Miss State* | SEC Network | L | 111-69 |
| 7 -/rv Alabama* | SEC Network | L | 83-76 |
| 11 at rv/rv Georgia* | SECN+ | L | 78-65 |
| 14 at Auburn* | SEC Network | W | 68-58 |
| 18 Florida* | SEC Network | L | 65-51 |
| 21 at No. 11 Missouri*+ | SEC Network | L | 88-54 |
| 25 at No. 9/7 S Carolina* | SEC Network | L | 90-42 |
| 29 Kentucky* | SEC Network | L | 76-65 |

| FEBRUARY (1-5) | MEDIA | W/L | SCORE |
|-----------------------|-------------|-----|-----------|
| 4 at Alabama* | SEC Network | W | 74-66 |
| 8 No. 11 Tennessee* | SECN+ | L | 90-85 |
| 11 No. 13 Missouri* | SEC Network | L | 84-58 |
| 15 at Kentucky* | SECN+ | L | 78-57 |
| 18 LSU*+ (Senior Day) | SECN+ | L | 62-57 |
| 22 No. 17 Texas A&M* | SECN+ | L | 104-60 |
| 25 at Vanderbilt* | SECN+ | - | 2 p.m. |
| 28 SEC Tournament | SECN/ESPN/2 | - | Nashville |

| MARCH (0-0) | MEDIA | W/L | SCORE |
|--------------------|-------------|-----|-----------|
| 1-4 SEC Tournament | SECN/ESPN/2 | - | Nashville |

* - Southeastern Conference Game

! - UTEP Classic (El Paso, Texas)

^ - SEC/Big 12 Challenge

+ - We Back Pat

> - Play4Kay

All home games played in Bud Walton Arena (19,200) Rankings: AP/Coaches Poll

Sign up for Mike Neighbors' newsletter and listen to his podcasts at

CoachNeighbors.com



ARKANSAS RAZORBACKS 12-16, 3-12 SEC

Head Coach: Mike Neighbors
Alma Mater: Arkansas, 1993
Record: 110-57 (5) Arkansas Record: 12-16 (1)



VANDERBILT COMMODORES 6-23, 2-13 SEC

Head Coach: Stephanie White
Alma Mater: Purdue, 1999
Record: 20-39 (2) At VU: 20-39 (2)



Nashville,
Tennessee



Memorial Gym



2 p.m. CT



<http://bit.ly/ArkvsVandy>



Razorback Radio
Network



<http://bit.ly/2B-JNOZR>

PREVIOUS GAME

»Jailyn Mason scored 13 points in the first half. She finished with 15 points and has scored in double figures in 18 season and 28 career games.

»Texas A&M's 55 first half points is the most given up in the opening frame this season.

»Malica Monk finished with 13 points, her 26th game of the year in double figures.

»Devin Cosper picked up her 18th game in double figures this season finishing with 10 points.

ABOUT ARKANSAS

»The Razorbacks are the only SEC team that does not return a double-figure scorer.

»Arkansas **ranks second in the SEC** and is **20th in the country** with 724 3-point field goals attempted.

»Arkansas **ranks third in the SEC** with 7.5 3-point field goals made per game and **fourth** for 3-pointers made with 210.

Taking Care of the Ball

»Arkansas has forced its opponents to turnover the ball more times than they have in 18 games and tied the opponent in TO's once (NMSU).

»Arkansas has forced double digit turnovers in 24 games while committing single digit miscues in nine games.

»Arkansas has collected double digit steals in eight games.

»Arkansas **is second in the SEC** and ranks **23rd in the country** for fewest turnovers with 338.

»Arkansas **ranks second the SEC** and is **13th in the country** with just 12.1 turnovers per game. Arkansas forces 14.0 turnovers per game.

Scoring in Double Digits

»Malica Monk has scored in double figures in 26 games this season. She has 42 career games with double-digit scoring.

»Twenty-six double-digit scoring games in a single season ranks tied for tied for 11th all-time. The program record is 33 games set by Bettye Fiscus in 1981-82.

»Jailyn Mason (18), Devin Cosper (18), Kiara Williams (10), Bailey Zimmerman (5), Raven Northcross-Baker (3), Keiryn Swenson (1) and Taylah Thomas (1) have also scored in double figures this season.

From Distance

»The Razorbacks have had seven games with 10+ 3-point field goals made including a season-best 12 against UTA

»Arkansas has had 17 games with more and one game with the same number of 3-pointers than it's opponent.

»Arkansas has had six games with 30+ 3PFGA and one with 40+. Fifteen attempts at Alabama is the season low.

»Arkansas has allowed only five opponents double digit makes from distance.

If The SEC Tournament Started Today ...

»The Razorbacks would be the 12th seed overall.

»They would face 13th-seed Vanderbilt in game one on Wednesday.

/// STATISTICAL COMPARISONS ///

| | ARKANSAS | VANDERBILT |
|--------------------|---------------|------------|
| PTS / GAME | 66.8 | 68.6 |
| PTS ALLOWED / GAME | 73.2 | 79.0 |
| FG % | 36.4% | 45.0% |
| FG DEFENSE % | 41.8% | 45.7% |
| 3-PT FG % | 29.0% | 38.2% |
| 3-PT FG DEFENSE % | 33.5% | 35.0% |
| REB / GAME | 38.4 | 31.5 |
| REB ALLOWED / GAME | 43.8 | 37.3 |
| LEADING SCORER | Monk, 15.9 | Hall, 12.6 |
| LEADING REBOUNDER | Williams, 6.9 | Newby, 6.6 |

LAST GAME STARTERS



3 MALICA MONK

| PPG | FG% | RPG | APG |
|------|-------|-----|-----|
| 15.9 | 35.3% | 3.4 | 3.8 |



10 KIARA WILLIAMS

| PPG | FG% | RPG | BPG |
|-----|-------|-----|-----|
| 7.6 | 50.6% | 6.9 | 0.9 |



14 JAILYN MASON

| PPG | FG% | RPG | APG |
|------|-------|-----|-----|
| 10.9 | 40.5% | 4.0 | 2.8 |



21 DEVIN COSPER

| PPG | FG% | RPG | MIN |
|------|-------|-----|------|
| 14.2 | 35.8% | 5.8 | 30.8 |



22 BAILEY ZIMMERMAN

| PPG | FG% | RPG | MIN |
|-----|-------|-----|------|
| 4.3 | 25.8% | 3.3 | 24.5 |

NUMERICAL ROSTER

| No. | Name | Pos | Ht | Cl | Hometown/HS/Previous School |
|-----|------------------------|-----|------|-----|---|
| 0 | A'Tyanna Gaulden* | G | 5-7 | RSO | Ocilla, Ga./Americus Sumter HS/Florida State |
| 1 | Raven Northcross-Baker | G | 5-7 | Jr | Malvern, Ark./Malvern HS/Chipola College |
| 3 | Malica Monk | G | 5-5 | Jr | N. Little Rock, Ark./NLR HS |
| 4 | Keiryn Swenson | G/F | 6-1 | Jr | Wichita, Kan. /Maize HS |
| 10 | Kiara Williams | F/C | 6-1 | So | Little Rock, Ark./LR Central HS |
| 12 | Brenna McClure | G | 5-6 | RSO | Lyons, Kansas/Lyons HS/Hutch CC |
| 13 | Grayce Spangler | G | 5-10 | Fr | Fayetteville, Ark. Fayetteville HS |
| 14 | Jailyn Mason | PG | 5-9 | So | Mason, Ohio/William Mason HS |
| 20 | Sydney Stout | F | 6-0 | So | Bixby, Okla./Bixby HS |
| 21 | Devin Cospers | G | 5-10 | Gr | Coffeyville, Kan./Field Kindley HS/Coffeyville CC |
| 22 | Bailey Zimmerman | G/F | 6-0 | Jr | St. Vincent, Ark. /Wonderview HS |
| 24 | Taylah Thomas | F | 6-1 | Fr | Arlington, Texas/Mansfield Timberview HS |
| 30 | Macy Weaver | F | 6-3 | Fr | Davis Junction, Ill./Stillman Valley HS |
| 33 | Chelsea Dungee* | G | 5-11 | RSO | Sapulpa, Okla./Sapulpa HS/Oklahoma |

*Will not play the 2017-18 season due to NCAA transfer rules

ALPHABETICAL ROSTER

| No. | Name | Twitter |
|-----|------------------------|------------------|
| 21 | Devin Cospers | @devidevvy__ |
| 33 | Chelsea Dungee* | @ChelseaDungee22 |
| 0 | A'Tyanna Gaulden* | @AtyannaGaulden |
| 12 | Brenna McClure | @mcclurebrenna |
| 14 | Jailyn Mason | @jaimason14 |
| 3 | Malica Monk | @TheRealMalica |
| 1 | Raven Northcross-Baker | @ravenbaker_4 |
| 13 | Grayce Spangler | @grayce_1313 |
| 20 | Sydney Stout | @sydeny_stout_ |
| 4 | Keiryn Swenson | @KiKi_Sweezyy |
| 24 | Taylah Thomas | @hailtaylahh |
| 30 | Macy Weaver | @macyweaver528 |
| 10 | Kiara Williams | @kiara_will22 |
| 22 | Bailey Zimmerman | @Bailey_Ann22 |

COACHING STAFF

| Title | Name | Year | Alma Mater |
|--------------------------------|-----------------|--------------|---------------------------|
| Head Coach | Mike Neighbors | First Season | Arkansas, 1993 |
| Assistant Coach | Todd Schaefer | First Season | Thomas More College, 1995 |
| Assistant Coach | Lacey Goldwire | First Season | Oklahoma State, 2010 |
| Assistant Coach | Pauline Love | First Season | Southern Miss, 2010 |
| Director of Operations | Amber Shirey | 30th Season | Arkansas, 1992 |
| Director of Video and Scouting | Jeff Brazil | 11th Season | Arkansas, 2010 |
| Dir. of Student-Athlete Devel. | C'eira Ricketts | 1st Season | Arkansas, 2015 |

FA-NETIK PRONUNCIATIONS

| No. | Name | Pronunciation |
|-----|----------|---------------|
| 0 | A'Tyanna | AH-tee-ah-nuh |
| 3 | Malica | mal-ick-cuh |
| 4 | Keiryn | KEER-runn |
| 10 | Kiara | Key-AIR-uh |
| 13 | Grayce | GRACE |
| 14 | Jailyn | JAY-lyn |
| 24 | Taylah | TAY-luh |

MARGIN OF VICTORY/DEFEAT

| | 1 | 2 | 3 | 4 | 5 | 6 | 7 | 8 | 9 | 10 | 11-15 | 16-19 | 20+ | Record |
|--------|---|---|---|---|---|---|---|---|---|----|-------|-------|-----|--------|
| Wins | 2 | - | - | - | - | - | - | 1 | 1 | 1 | 3 | 1 | 3 | 12 |
| Losses | - | - | 1 | - | 2 | - | 1 | - | - | - | 5 | - | 7 | 16 |

Most First Period Points

| | | |
|----------|----|---------------------------|
| 2017-18 | 27 | Samford (11-12-17) |
| All-Time | 29 | at Alabama (1-15-17) |
| Opponent | 33 | No. 15 Missouri (2-12-18) |

Most Third Period Points

| | | |
|----------|----|-------------------------|
| 2017-18 | 26 | Alabama (1/7/18)* |
| All-Time | 34 | HBU (12-28-16)* |
| Opponent | 30 | at Miss State (1-4-18)* |

Fewest First Period Points

| | | |
|----------|---|------------------|
| 2017-18 | 3 | UTEP (11-24-17) |
| All-Time | 3 | UTEP (11-24-17)* |
| Opponent | 6 | SHSU (11-11-16) |

Fewest Third Period Points

| | | |
|----------|---|--------------------|
| 2017-18 | 7 | Florida (1-18-18) |
| All-Time | 7 | Florida (1-18-18)* |
| Opponent | 4 | LSU (1-21-16) |

Most Second Period Points

| | | |
|----------|----|----------------------------|
| 2017-18 | 25 | at Auburn (1-14-18)* |
| All-Time | 31 | HBU (12-28-16) |
| Opponent | 35 | at #2 S. Carolina (1-3-16) |

Most Fourth Period Points

| | | |
|----------|----|---------------------------|
| 2017-18 | 28 | No. 11 Tennessee (2-8-18) |
| All-Time | 32 | Tulsa (11-23-15) |
| Opponent | 33 | Alabama (1-7-18) |

Fewest Second Period Points

| | | |
|----------|---|-----------------------------|
| 2017-18 | 6 | at Arizona State (12-21-17) |
| All-Time | 4 | vs. Kentucky (2-17-17) |
| Opponent | 3 | at Alabama (1-15-17) |

Fewest Fourth Period Points

| | | |
|----------|----|------------------------------|
| 2017-18 | 6 | at No. 11 Missouri (1-21-18) |
| All-Time | 5 | #7 Ore. St. (11-28-15) |
| Opponent | 10 | #24 Missouri (1-17-16)* |

Most First Half Points

| | | |
|----------|----|-----------------------|
| 2017-18 | 42 | Samford (11-12-17) |
| All-Time | 65 | Tenn State (11-27-88) |
| Opponent | 63 | Texas (1-9-89) |

Largest Margin of Victory

| | | |
|----------|-------------|-------------------------|
| 2017-18 | 34 (91-57) | UT-Arlington (12-17-17) |
| All-Time | 79 (108-29) | B Wesleyan (2-18-77) |
| Opponent | 54 (28-82) | La Tech (11-30-78) |

Fewest First Half Points

| | | |
|----------|----|-------------------------------------|
| 2017-18 | 12 | at No. 9/7 South Carolina (1-25-18) |
| All-Time | 11 | at Missouri (3-1-15)* |
| Opponent | 8 | Montana State (1-5-03) |

*Most Recent

RECORD FACTS

| | |
|--|-----------------|
| Overall | 12-16 |
| At Home (Bud Walton Arena) | 8-7 |
| On The Road Neutral | 3-9 1-0 |
| White Cardinal Anthracite Uniforms | 8-7 4-8 0-1 |

HALFTIME/LEADS/OVERTIME

| | |
|---|--------------------|
| Leading at the half, home/road/neutral | 9-0 (5-0/3-0/0-0) |
| Tied at the half, home/road/neutral | - |
| Trailing at the half, home/road/neutral | 3-16 (2-7/0-9/1-0) |
| Games decided by 5 points or fewer | 2-5 |
| Games decided by 10 points or fewer | 4-2 |
| Leading at the start of the 4Q | 11-1 |
| Overtime games | - |

OFFENSE

| | |
|-------------------------------------|-------|
| Scoring less than 50 points | 0-2 |
| Scoring 51-60 points | 0-7 |
| Scoring 61-70 points | 4-5 |
| Scoring 70+ points | 8-2 |
| 2 Players Or Less in Double Figures | 3-8 |
| 3 Players in Double Figures | 3-8 |
| 4 Players in Double Figures | 4-0 |
| 5 Players in Double Figures | 2-0 |
| When shooting 50 percent or higher | - |
| When shooting less than 50 percent | 12-16 |

REBOUNDING/TURNOVERS

| | |
|---------------------------------------|------|
| When outrebounding opponent | 8-0 |
| When outrebounded | 3-16 |
| When rebounds are even | 1-0 |
| When grabbing 10+ offensive reb | 9-12 |
| When forcing 15+ turnovers | 8-5 |
| When committing 10 or fewer turnovers | 5-6 |
| When committing 15+ turnovers | 2-7 |

Months

| | |
|-------------|-----|
| In November | 5-2 |
| In December | 5-2 |
| In January | 1-7 |
| In February | 1-5 |
| In March | - |



FACEBOOK.COM/RAZORBACKWBB

@RAZORBACKWBB (T&I)

HTTP://BIT.LY/YOUTUBEKICKIN

COACHNEIGHBORS.COM

NEIGHBORS' PHILOSOPHY

GRAD STUDENT DEVIN COSPER

- »Only "senior" on the team
- »Missed the opening game last season after a death in the family
- »Averaged 6.4 ppg and 2.2 rpg last season and 7.7 ppg and 2.8 rpg for her career
- »Graduated in May 2017 with a degree in broadcast journalism
- »Interned at RSN, Arkansas' broadcast studio
- »Wears the SEC graduate patch on her jersey
- »Named "Comback Student-Athlete of the Year at annual HOGSPY awards after rebounding from an injury and a death in the family



FUNCTIONALLY FAST

You will hear Mike Neighbors say this a lot. He wants his teams to play as fast as possible and still function at a high level. That may look different from possession to possession depending on what Arkansas is running.

TRUST, TALENT AND TIME

My program will be built on three things. It's very simple.

TRUST - The highest form of loyalty that has to be earned, managed and sometimes re-earned. If we don't have this, nothing will work and the stool's legs will fall off and everything will collapse.

TALENT - It doesn't mean you can dribble, shoot, pass and rebound. It's a lot of other things like the ability to engage with the fan base and willingness to sign autographs for a 10-year-old child you might be inspiring.

TIME - It's just not being on time or making time. It's how you utilize your time and who you invest your time with and be around. Trust, talent and time. Those will be our pillars.

FUN FEATURES

Both Mike Neighbors and Jailyn Mason have shoe collections. Mason's collection was featured in a story last year. It can be seen here: <http://bit.ly/2ebtLdb>

Neighbors got settled into his Fayetteville home in mid August. One of the first things he set up were his shoes.



BESIDE US

One of the things Mike Neighbors stressed when he was hired was his desire to take care of the players, the staff and the fans who have been loyal to the Razorback program. He has told our fans that he wants them to stand "Beside Us". Don't be behind us, stand next to us and go through the process of building our program.

SHOTS AND POSSESSIONS


Mike Neighbors wants a lot of shots and a lot of possessions. The number is often determined by pace of play and Arkansas will push the tempo.

30 AND COUNTING

This year, Arkansas director of operations Amber Shirey enters her 30th season as a Razorback. The former Amber Nicholas was a two-time All-Southwest Conference selection during her four-year playing career from 1989-92. She spent one season (1992-93) as a student coach helping Arkansas transition to the Southeastern Conference. She moved on to a graduate assistant and assistant coach from 1993-94 through the 2006-07 season. In 2007-08 Shirey transitioned to the director of operations position holding that spot until she returned to the sidelines as an assistant coach for the 2013 and 2014 seasons. She moved into her current position as the Executive Director of Operations in 2014-15. She has been a part of seven different head coach's staffs during her tenure.

GAMEDAY CARDS

Coach Neighbors hands out a Gameday Card for each home and away game. One side of the card is branded with a Razorback logo and women's basketball. The other side is a quote that is relevant to something the team has talked about or worked on that week. Check out this week's card here:



OPPONENT

ABOUT VANDERBILT

»The Lady Does enter the game with a 6-22 overall record and a 2-12 mark in SEC games.

»Barring a change in the standings, Arkansas could face Vanderbilt in the first game of the SEC Tournament on Wednesday (see below).

»Three players average double figures for Vanderbilt. Chelsie Hall leads the team at 12.6 ppg followed by Rachel Bell with 10.7 ppg and Christa Reed with 10.6 ppg.

»Vanderbilt's two SEC wins have come against Ole Miss and Kentucky. The Razorbacks also defeated Ole Miss but fell to the Wildcats twice this season.

»Vanderbilt has the sixth toughest schedule in the country this season according to the NCAA stats website. Commodore opponents have a combined 466 wins this season. Arkansas' schedule is solid as well and ranks No. 31. The Razorbacks' opponents have 395 combined wins on the year.

IMPORTANT STATS

Try and turn them over: Vanderbilt averages 18.0 turnovers per game. Arkansas needs to limit its turnovers and score off of Vanderbilt's miscues in this game.

Just FYI: Mike Neighbors won all four of his final regular season games as a head coach at Washington.

ABOUT THE SERIES

| | |
|--------------------------------|---------------|
| Series Record | 8-24 |
| Fayetteville | 17-8 |
| Away | 1-15 |
| Neutral | 0-1 |
| Last 5 | 3-2 |
| Neighbors versus this opponent | First Meeting |

An Arkansas Win Would ...

»an Arkansas win coupled with a Florida loss would move the Razorbacks up into the No. 11 spot or even the No. 10 spot. If Arkansas wins, the Razorbacks move to 4-12 and face a possible tie with Florida (if they defeat Georgia) and Auburn (if they defeat Ole Miss). Florida has the tie-breaker over Arkansas but the Razorbacks defeated Auburn in the regular season.

| NOVEMBER (5-2) | MEDIA | W/L | SCORE | SERIES | NEIGHBORS |
|--------------------------|------------|-----|-------|--------|-----------|
| 2 Northeastern St. (Exh) | - | W | 82-74 | 2-0 | 1-0 |
| 10 Sam Houston State | SECN+ | W | 65-54 | 7-0 | 1-0 |
| 12 Samford | SECN+ | W | 84-63 | 1-0 | 1-0 |
| 16 at Nebraska | BTN | W | 80-69 | 0-1 | 0-1 |
| 20 at Oral Roberts | Cox Sports | W | 77-66 | 20-9 | 1-0 |
| 24 UTEP! | - | L | 64-61 | 2-1 | 0-2 |
| 25 New Mexico State! | - | W | 69-60 | 1-0 | 1-0 |
| 29 Abilene Christian | SECN+ | W | 79-65 | 1-0 | 1-0 |

| DECEMBER (5-2) | MEDIA | W/L | SCORE | SERIES | NEIGHBORS |
|---------------------|-----------|-----|-------|--------|-----------|
| 3 at Kansas^ | JTV/ESPN3 | L | 71-60 | 4-4 | 0-1 |
| 7 Charlotte | SECN+ | W | 73-72 | 1-0 | 1-0 |
| 10 Tulsa | SECN+ | W | 67-41 | 21-3 | 1-0 |
| 17 UT Arlington | SECN+ | W | 91-57 | 7-0 | 1-0 |
| 21 at Arizona State | Pac-12N | L | 89-43 | 1-1 | 2-5 |
| 28 Grambling State | SECN+ | W | 79-62 | 8-0 | 2-0 |
| 31 Ole Miss* | SECN+ | W | 73-72 | 17-26 | 1-0 |

| JANUARY (1-7) | MEDIA | W/L | SCORE | SERIES | NEIGHBORS |
|-------------------------------|-------------|-----|--------|--------|-----------|
| 4 at #5/3 Mississippi State* | SEC Network | L | 111-69 | 18-19 | 0-2 |
| 7 Alabama* | SEC Network | L | 83-76 | 21-15 | 0-1 |
| 11 at Georgia* | SECN+ | L | 78-65 | 5-31 | 0-1 |
| 14 at Auburn* | SEC Network | W | 68-58 | 14-22 | 1-0 |
| 18 Florida* | SEC Network | L | 65-51 | 9-28 | 0-1 |
| 21 at No. 11 Missouri* | SEC Network | L | 88-54 | 11-10 | 1-2 |
| 25 at No. 9/7 South Carolina* | SEC Network | L | 90-42 | 17-17 | 0-1 |
| 29 Kentucky* | SEC Network | L | 76-65 | 13-23 | 1-2 |

| FEBRUARY (1-5) | MEDIA | W/L | SCORE | SERIES | NEIGHBORS |
|----------------------|-------------|-----|--------|--------|---------------|
| 4 at Alabama* | SEC Network | W | 74-66 | 22-15 | 1-1 |
| 8 No. 11 Tennessee* | SECN+ | L | 90-85 | 3-30 | 0-1 |
| 12 No. 13 Missouri* | SEN+ | L | 84-58 | 11-10 | 1-2 |
| 15 at Kentucky* | SECN+ | L | 78-57 | 13-23 | 1-2 |
| 18 LSU* | SECN+ | L | 62-57 | 16-32 | 0-1 |
| 22 No. 17 Texas A&M* | SECN+ | L | 104-60 | 21-9 | 1-2 |
| 25 at Vanderbilt* | SECN+ | - | - | 8-24 | First Meeting |
| 28 SEC Tournament | SECN/ESPN | - | - | | |

| MARCH (0-0) | MEDIA | W/L | SCORE | SERIES | NEIGHBORS |
|--------------------|-----------|-----|-------|--------|-----------|
| 1-4 SEC Tournament | SECN/ESPN | | | | |

* - Southeastern Conference Game
!-UTEP Thanksgiving Tournament (El Paso, Texas)
^SEC/Big 12 Challenge
All home games played in Bud Walton Arena (19,200)

Below is the breakdown of the 2018 SEC Tournament seeds [if the season ended on February 22.](#)

| Seeding | Record | Games Remaining |
|-----------------------|--------|-----------------|
| 1. Mississippi State^ | 15-0 | @UK |
| 2. South Carolina | 12-3 | @UT |
| 3. Georgia* | 11-4 | UF |
| 4. Missouri* | 11-4 | @AM |
| 5. LSU% | 10-5 | UA |
| 6. Texas A&M% | 10-5 | MO |
| 7. Tennessee% | 10-5 | SC |
| 8. Alabama | 7-8 | @LS |
| 9. Kentucky | 6-9 | MS |
| 10. Auburn | 4-11 | UM |
| 11. Florida# | 3-12 | @UG |
| 12. Arkansas# | 3-12 | @VU |
| 13. Vanderbilt | 2-13 | AR |
| 14. Ole Miss | 1-14 | @AU |

^— MS has clinched the No. 1 seed.

*— UG defeated MO, 1-0.

%— LS is 2-1, AM 2-2, UT 1-2 among the three teams.

#— UF defeated AR, 1-0.

SEC STANDINGS 2/23/18

| Conference | | | | | Overall | | | | |
|-------------|------|-------|-----|-----|---------|-------|------|------|-----|
| W-L | Pct. | H | A | | W-L | Pct. | H | A | N |
| *Miss State | 15-0 | 1.000 | 8-0 | 7-0 | 29-0 | 1.000 | 16-0 | 8-0 | 5-0 |
| S Carolina | 12-3 | .800 | 8-1 | 5-2 | 23-5 | .821 | 13-2 | 8-2 | 2-1 |
| Georgia | 11-4 | .733 | 5-2 | 6-2 | 23-5 | .821 | 13-3 | 10-2 | 0-0 |
| Missouri | 11-4 | .733 | 6-2 | 5-2 | 23-5 | .821 | 12-2 | 7-2 | 4-1 |
| LSU | 10-5 | .667 | 6-1 | 4-4 | 18-8 | .692 | 10-1 | 7-6 | 1-1 |
| Texas A&M | 10-5 | .667 | 6-1 | 4-4 | 21-8 | .724 | 14-3 | 6-4 | 1-1 |
| Tennessee | 10-5 | .667 | 5-2 | 5-3 | 22-6 | .786 | 12-2 | 7-4 | 3-0 |
| Alabama | 7-8 | .467 | 3-5 | 4-3 | 17-11 | .607 | 11-5 | 6-4 | 0-2 |
| Kentucky | 6-9 | .400 | 3-4 | 3-5 | 14-15 | .483 | 9-6 | 5-9 | 0-0 |
| Auburn | 4-11 | .267 | 4-3 | 0-8 | 13-14 | .481 | 10-3 | 2-9 | 1-2 |
| Florida | 3-12 | .200 | 2-6 | 1-6 | 11-17 | .393 | 7-10 | 3-6 | 1-1 |
| Arkansas | 3-12 | .200 | 1-7 | 2-5 | 12-16 | .429 | 8-7 | 3-9 | 1-0 |
| Vanderbilt | 2-13 | .133 | 1-6 | 1-7 | 6-23 | .207 | 3-11 | 3-10 | 0-2 |
| Ole Miss | 1-14 | .067 | 1-7 | 0-7 | 11-17 | .393 | 9-7 | 1-9 | 1-1 |

*SEC Champion

MAKING A RUN ON CAREER NUMBERS

- » Devin Cosper has 825 career points ranking 34th in program history.
- » Devin Cosper has 376 career 3-point field goal attempts ranking 11th in program history.
- » Malica Monk has 801 career points ranking 36th in program history.
- » Devin Cosper has reached her single-season highs for field goals, field goal attempts, 3-point field goals, 3-point field goals attempted, offensive and defensive rebounds, total rebounds, blocks and points.
- » Jailyn Mason has reached her single-season bests for 3-point field goals made and attempted, free throws made, blocks and points.
- » Malica Monk has reached her single-season highs for field goals made and attempted, 3-point field goals made and attempted, free throws made and attempted, defensive rebounds, total rebounds, assists and points.
- » Kiara Williams has reached her single-season career-bests for field goals made and attempted, 3-pointers made and attempted, free throws made and attempted, offensive, defensive and total rebounds, assists, blocks, steals and points.
- » Bailey Zimmerman has reached her single-season best for made free throws, offensive rebounds, blocks and minutes played.
- » Devin Cosper has 59 3-pointers made this season - 36 better than her single season best. She has scored more points (369) this year than she did all of last season (187 pts/29 g).
- » Cosper scored 104 points in SEC games last year - she tied that through 10 games this season.
- » Jailyn Mason has made 41 3-pointers this year. She made 19 in 30 games last year.
- » Malica Monk has scored 444 points in 2017-18. Her single season best was 247 points set in 27 games last year. This year's total is more than her first two seasons combined.
- » Malica Monk has made 107 free throws - more makes than the two previous years combined.
- » Sophomore Kiara Williams has scored 214 points this year and averages 7.6 ppg - up from 62 points and 3.1 ppg as a freshman.

THREEEEEEEEEEEE

- » Arkansas has set a single-season record with 210 3-point field goals this year.
- » The Razorbacks are averaging 7.6 3-point field goals per game. That number ranks third in the SEC.
- » The Razorbacks moved into the program's top-10 for 3-point field goals attempted earlier this year. Arkansas took over the top spot with 36 attempts at Kentucky.

3-POINT FIELD GOALS MADE

| | |
|--------------------|---------|
| 1. 210 (28 games) | 2017-18 |
| 2. 202 (33 games) | 2000-01 |
| 3. 200 (28 games) | 2005-06 |
| 4. 200 (32 games) | 2008-09 |
| 5. 198 (34 games) | 1998-99 |
| 6. 191 (33 games) | 1997-98 |
| 7. 177 (30 games) | 2013-14 |
| 8. 177 (30 games) | 2016-17 |
| 9. 169 (34 games) | 2010-11 |
| 10. 167 (31 games) | 2009-10 |
| 11. 167 (33 games) | 2011-12 |

LEADS AND DEFICITS

| | |
|----------------------------|---------------|
| Biggest Halftime Lead | 17, GSU |
| Biggest Halftime Lead Lost | - |
| Biggest Halftime Deficit | 38, GSU |
| Biggest HT Deficit Erased | 7, Char. |
| Biggest Overall Lead | 30, Tulsa, 4Q |
| Biggest Win Margin | 26, Tulsa |
| Biggest Loss Margin | 46, ASU |
| Biggest Deficit Overcome | 13, SHSU |

JUMP BALLS

| | |
|-----------|----|
| Arkansas | 6 |
| Opponents | 22 |

FIRST POINTS

| | |
|-----------|--------|
| Williams | 12 |
| Mason | 8 |
| Monk | 4 |
| Cosper | 2 |
| Zimmerman | 2 |
| Monk | 1 (FT) |
| Zimmerman | 1 (FT) |
| Williams | 1 (FT) |

DOUBLE FIGURE POINTS

| | |
|------------------------|----|
| Malica Monk | 26 |
| Devin Cosper | 19 |
| Jailyn Mason | 18 |
| Kiara Williams | 10 |
| Bailey Zimmerman | 5 |
| Raven Northcross-Baker | 3 |
| Taylah Thomas | 1 |
| Keiryn Swenson | 1 |

LEADING SCORER

| | |
|------------------|----|
| Monk | 10 |
| Cosper | 9 |
| Mason | 7 |
| Williams | 3 |
| Northcross-Baker | 2 |

DOUBLE FIGURES FIRST HALF

| | |
|------------------|---|
| Cosper | 6 |
| Monk | 4 |
| Williams | 3 |
| Mason | 3 |
| Northcross-Baker | 1 |
| Zimmerman | 1 |

DOUBLE FIGURES/QUARTER

| | |
|------------------|---|
| Monk | 5 |
| Cosper | 3 |
| Mason | 1 |
| Northcross-Baker | 1 |

20/30-PLUS POINTS

| | |
|------------------|------------------------------------|
| Monk | 8 (21, 22, 24, 22, 20, 21, 23, 25) |
| Cosper | 6 (21, 21, 22, 25, 24, 29) |
| Northcross-Baker | 1 (22) |

DOUBLE FIGURE REBOUNDS

| | |
|----------|---|
| Cosper | 7 |
| Williams | 7 |
| Thomas | 1 |

LEADING REBOUNDER

| | |
|-----------|----|
| Williams | 11 |
| Cosper | 7 |
| Thomas | 5 |
| Monk | 2 |
| Zimmerman | 1 |
| Mason | 1 |

DOUBLE DOUBLES

| | |
|--------------|---------------------------------------|
| Devin Cosper | SHSU, ORU, NMSU, Char., Tulsa, OM, AL |
| Williams | NMSU, GSU, AU |
| Monk | GSU |

5+ASSISTS/10+ ASSISTS

| | |
|------------------|-----|
| Monk | 9/1 |
| Mason | 5/- |
| Northcross-Baker | 1/- |

FIRST OFF THE BENCH

| | |
|------------------|----|
| Thomas | 23 |
| Northcross-Baker | 12 |
| Swenson | 7 |
| Williams | 1 |
| Weaver | 1 |

CHARGES DRAWN

| | |
|------------------|---|
| Monk | 5 |
| Northcross-Baker | 3 |
| Cosper | 2 |
| Stout | 2 |
| Thomas | 1 |
| Swenson | 1 |
| Williams | 1 |

FORCED 10 SECOND VIOLATION

| | |
|---------|-----|
| 2017-18 | TBA |
|---------|-----|

FORCED SHOT CLOCK VIOLATION

| | |
|---------|---|
| 2017-18 | 9 |
|---------|---|

FORCED INBOUND VIOLATION

| | |
|---------|---|
| 2017-18 | 1 |
|---------|---|

AND 1

| | |
|------------------------|----|
| Malica Monk | 12 |
| Kiara Williams | 11 |
| Devin Cosper | 6 |
| Bailey Zimmerman | 5 |
| Macy Weaver | 2 |
| Jailyn Mason | 1 |
| Raven Northcross-Baker | 1 |
| Keiryn Swenson | 1 |

AND 1 CONVERSIONS

| | |
|------------------|---|
| Monk | 9 |
| Cosper | 5 |
| Bailey Zimmerman | 4 |
| Williams | 4 |
| Northcross-Baker | 1 |
| Swenson | 1 |
| Weaver | 1 |

BUZZER BEATERS

| | |
|-----------------------|-----------------------|
| Mason | 4 (ACU, MSU, KY, LSU) |
| http://bit.ly/2BBY8ua | |
| Swenson | 1 (Kansas) |

»Four Razorbacks have already set a single-season best for made 3-point field goals. That includes Devin Cospers (59), Jailyn Mason (41), Malica Monk (33), Kiara Williams (1).

»Devin Cospers has 107 career 3-pointers. She broke into the career top 10 with two makes against No. 15 Missouri. She currently ranks 13th in program history.

»Arkansas has made more or tied its opponent in made 3-point field goals in 18 games this season.

»The Razorbacks have hit double-digit 3-point field goals seven times this season with a high of 12 makes against UT-Arlington.

»Arkansas set a school record for made 3-point field goals in a half with nine from distance at Auburn in the first 20 minutes.

ABOUT OUR LEADER

»One of two SEC head coaches working at their alma mater (Holly Warlick, Tennessee).

»One of two SEC head coaches in their first season with their team (Cameron Newbauer, Florida).

»One of five SEC head coaches who graduated from a league school (Joni Taylor, Alabama; Mathew Mitchell, Mississippi State; Nikki Fargas, Tennessee; Holly Warlick, Tennessee).

»Is the eighth of nine Arkansas head coaches to win double figure games in their first season.

»Is 8-4 at home and it would be the 25th time a Razorback head coach won double figure home games if the Razorbacks can get two more victories.

»Would coach Arkansas to its 42nd season with a winning record at home (records for 43 seasons).

PERSONAL BESTS

»Arkansas has seven returners from last season and all of them have set or tied at least one career-best number this year.

»In the 14 career categories that are tracked on the player pages: Monk has 12 career-bests ... Swenson has three ... Williams has 14 ... Mason has eight ... Stout has one ... Cospers has 13 and Zimmerman has 14.

MONK CONTINUES TO LEAD

»Fourteen consecutive games in double figure scoring (snapped at Miss State). Scored in double figures in 26-of-28 games including a streak of nine in a row that ended against No. 15 Missouri.

»Ranks **third in the SEC** for field goal attempts (431), **tied for fifth** for minutes played per game (33.9), **11th** for free throw percent (78.1), **12th** for points per game (15.9).

»Nine games with 20+ points with a career-best 25 against No. 11 Tennessee.

»Monk currently has 235 career assists, ranking 18th all-time in program history.

»At least one 3-pointer in each of the first 10 games with a career-best four 3-pointers versus No. 11 Tennessee and at Kentucky. A made 3-pointer in 20 games.

»Thirty-two or more minutes played in 23 games including going 40 minutes on the road at Auburn.

3-POINT FG ATTEMPTED

| | |
|----------------------------------|--|
| 1. 724 (28 games) 2017-18 | |
| 2. 658 (32 games) 2008-09 | |
| 3. 593 (33 games) 2000-01 | |
| 4. 590 (28 games) 2005-06 | |
| 5. 580 (33 games) 2011-12 | |
| 6. 576 (34 games) 1998-99 | |
| 7. 570 (33 games) 1997-98 | |
| 8. 554 (28 games) 2003-04 | |
| 9. 549 (33 games) 2012-13 | |
| 10. 546 (31 games) 2009-10 | |

THREE-POINT GOALS

| NAME (CAREER) | YR | GP | 3PM |
|----------------------------------|----------|-----------|------------|
| 1. Wendi Willits (97-01) * | 4 | 131 | 316 |
| 2. Lyndsay Harris (09-12) | 4 | 123 | 283 |
| 3. Kimberly Wilson (93-97) ** | 4 | 120 | 267 |
| India Lewis (99-03) ** | 4 | 128 | 267 |
| 5. Jessica Jackson (14-17) | 4 | 120 | 198 |
| 6. Christy Smith (94-98) | 4 | 111 | 156 |
| 7. Shameka Christon (00-04) | 4 | 123 | 144 |
| 8. Calli Berna (12-15) | 4 | 128 | 133 |
| 9. Rochelle Vaughn (02-06) | 4 | 120 | 127 |
| 10. Amber Nicholas (88-92) | 4 | 117 | 121 |
| 11. Sytia Messer (95-99) | 4 | 128 | 112 |
| 12. Dom. Washington (05-07) | 2 | 59 | 109 |
| 13. Devin Cospers (16-18) | 3 | 85 | 107 |
| 14. Charity Ford (07-10) | 4 | 117 | 104 |

* -- Third in SEC history ** -- T7 in SEC history

| | |
|------------------------|-------------------------------------|
| Devin Cospers | Communication (undergrad & Masters) |
| Chelsea Dungee | Rec. & Sport Management |
| A'Tyanna Gauden | Journalism: Broadcast |
| Brenna McClure | Social Work |
| Jailyn Mason | Journalism: News/Editorial |
| Malica Monk | Rec. & Sport Management |
| Raven Northcross-Baker | Criminal Justice |
| Grayce Spangler | Communication |
| Sydney Stout | Management |
| Keiryn Swenson | Accounting |
| Taylah Thomas | Nursing |
| Macy Weaver | Kinesiology |
| Kiara Williams | Childhood Development |
| Bailey Zimmerman | Apparel Merch./Product Dev. |



»Seven consecutive games with at least one steal to start the season with a season-best four steals three times (SHSU, NMSU, ALA). Nineteen games with a steal.

»Has been perfect from the free throw line in 11 games (Samford (7-7), Nebraska (3-3), UTEP (3-3), Kansas (4-4), Tulsa (4-4), UTA (12-12), ASU (2-2), AU (4-4), FL (4-4), KY (6-6), AL (4-4)).

»Double-figure scoring in a single quarter five times (10 | 3Q | Nebraska || 13 | 4Q | ORU) || 10 | 4Q | Kansas || 11 | 4Q | Alabama || 11 | 1Q | Florida).

»Has 33 3-point field goals made this year. She had nine 3-pointers in her freshman and sophomore years combined.

COSPER POSTING BIG NUMBERS

»Ten consecutive games in double figure scoring. The streak was snapped versus UTA. Seventeen games in double figures.

»One of six active SEC players with 7+ season double-doubles.

»Ranks **fifth in the SEC** with 2.11 made 3-pointers per game and **sixth** with 59 made 3-pointers.

»**First in the SEC** in 3-point field goals attempted (197).

»Seven games with 20+ points this season.

»Seven career double-doubles all set this season (SHSU, Oral Roberts, NMSU, Charlotte, Tulsa, Ole Miss, Alabama).

»Nineteen consecutive games (last four games of 2016-17) with at least one 3-pointer. (snapped vs Alabama).

»Double-figure scoring in a single quarter three times this year (10 | 1Q | Nebraska || 12 | 1Q | ORU || 11 | 4Q | UTEP).

»Has scored 369 points this year - more than all of last season (187).

JAILYN MASON QUIETLY SHINNING

»Overshadowed by the gaudy numbers tallied by Devin Cospers and Malica Monk, sophomore Jailyn Mason is also putting together a solid season.

»She has 18 games in double figure scoring including a streak of five in a row twice this year and an eight-game streak that was snapped at Alabama

»She has five games with 5+ assists.

»Has played multiple positions on the floor.

»While Malica Monk is the spark plug that gets the team going, Jailyn Mason is the captain who takes control and steers the ship.

»Made more 3-pointers through 28 games (41) than all of last year (19).

KIARA WILLIAMS STEPPING UP

»Scored a career-best 19 points against LSU going 6-for-8 from the field and 7-for-8 from the line. She also had nine rebounds and two steals.

»First career double-double with 11 points and 11 rebounds versus New Mexico State. Second one against GSU with 12 points and 16 boards and third at Auburn with 15 points and 14 rebounds.

»Seven career games (all this season) with 10+ rebounds.

AP TOP 25 (2/19/2018)

| RK | TEAM | RECORD | PTS |
|----|-------------------|--------|-----|
| 1 | Connecticut (32) | 26-0 | 800 |
| 2 | Mississippi State | 28-0 | 765 |
| 3 | Baylor | 25-1 | 735 |
| 4 | Louisville | 27-2 | 688 |
| 5 | Notre Dame | 25-2 | 686 |
| 6 | Texas | 22-4 | 632 |
| 7 | South Carolina | 22-5 | 597 |
| 8 | Oregon | 24-4 | 587 |
| 9 | Florida State | 22-4 | 521 |
| 10 | UCLA | 21-5 | 501 |
| 11 | Missouri | 22-5 | 488 |
| 12 | Oregon State | 21-6 | 443 |
| 13 | Maryland | 22-5 | 367 |
| 14 | Ohio State | 22-6 | 359 |
| 15 | Tennessee | 21-6 | 358 |
| 16 | Stanford | 19-9 | 319 |
| 17 | Texas A&M | 20-8 | 247 |
| 18 | South Florida | 22-5 | 229 |
| 19 | Georgia | 21-5 | 214 |
| 20 | Duke | 20-7 | 184 |
| 21 | NC State | 21-6 | 132 |
| 22 | Green Bay | 23-3 | 106 |
| 23 | Belmont | 26-3 | 98 |
| 24 | LSU | 18-7 | 87 |
| 25 | Oklahoma State | 18-8 | 73 |

Others receiving votes: Minnesota 60, Dayton 29, Mercer 19, Miami 14, Arizona State 12, Iowa 11, Michigan 10, West Virginia 7, Gonzaga 5, Quinnipiac 3, Central Michigan 3, Oklahoma 3, California 3, Nebraska 3, Syracuse 1, USC 1

USA TODAY TOP 25 COACHES POLL - 2/20/2018

| | | | |
|----|-------------------|------|-----|
| 1 | Connecticut (32) | 26-0 | 800 |
| 2 | Mississippi State | 28-0 | 766 |
| 3 | Baylor | 26-1 | 730 |
| 4 | Notre Dame | 25-2 | 691 |
| 5 | Louisville | 27-2 | 687 |
| 6 | South Carolina | 22-5 | 615 |
| 7 | Oregon | 25-4 | 604 |
| 8 | Texas | 22-5 | 602 |
| 9 | Missouri | 22-5 | 520 |
| 10 | UCLA | 21-6 | 506 |
| 11 | Oregon State | 21-6 | 471 |
| 12 | Florida State | 22-5 | 434 |
| 13 | Maryland | 22-5 | 386 |
| 14 | Tennessee | 21-6 | 357 |
| 15 | Ohio State | 22-6 | 346 |
| 16 | Duke | 21-7 | 294 |
| 17 | South Florida | 22-5 | 269 |
| 18 | Texas A&M | 20-8 | 258 |
| 19 | Georgia | 22-5 | 216 |
| 20 | Stanford | 19-9 | 196 |
| 21 | Green Bay | 24-3 | 194 |
| 22 | NC State | 21-6 | 127 |
| 23 | Oklahoma State | 18-8 | 62 |
| 24 | Syracuse | 20-7 | 46 |
| 25 | Mercer | 25-2 | 33 |

Others receiving votes: Michigan 29, Florida Gulf Coast 25, DePaul 24, Miami 22, LSU 21, Central Michigan 12, Belmont 10, West Virginia 10, Virginia 8, Marquette 8, Buffalo 7, Purdue 6, Houston 3, Minnesota 2, Alabama 1, Quinnipiac 1, Dayton 1

»Posted a career-best 16 rebounds at Kansas, tying it versus GSU.

»Nine games in double figure scoring including a career-best 15 points at Auburn.

SHARING THE BALL

Twelve of 13 Razorbacks have scored in games this year. All have played and all have attempted a shot. Six of 12 players have recorded double figure points for the season.

BLOCKING WELL

»Kiara Williams leads the team with 27 blocked shots through 28 games. Williams had only five blocks for the entire season a year ago. The sophomore record is 58 set by Sarah Watkins in 2010-11. Williams ranks **13th in the SEC** with 1.0 bpg.

»As a team, Arkansas **ranks tied for eighth in the SEC** with 3.5 bpg.

DID YOU KNOW

That Arkansas head coach Mike Neighbors was cut from the Razorback baseball team? He walked on and legendary head coach Norm DiBryan nudged him in the coaching direction saying "You always seem to be in the right place but you don't always make the play."

THE SCHEDULE

Arkansas' non-conference schedule features four teams who went to the post season a year ago. Arizona State played in the first round of the NCAA Tournament while Abilene Christian, UT-Arlington and Grambling were all WNIT teams a year ago. UTA was eliminated in the first round while Abilene Christian and Grambling both reached round two.

The always-tough SEC schedule features eight NCAA Tournament teams including the NCAA Champion South Carolina and the runner up, Mississippi State. Auburn and LSU were eliminated in the first round while Kentucky, Missouri, Tennessee and Texas A&M all bowed out in round two. In addition, Alabama and Ole Miss advanced to the WNIT Tournament. That means Arkansas faces 14 teams who played in the postseason a year ago.

According to the NCAA (http://stats.ncaa.org/rankings/ranking_summary) Arkansas has the 32nd toughest schedule in the country and the sixth toughest in the SEC.

DOUBLE FIGURES IN A QUARTER

| | |
|------------------|--|
| Cosper | 1Q, 1Q, at Nebraska 12, 1Q, at ORU 11, 4Q, at UTEP 10, 4Q, Tennessee |
| Monk | 10, 3Q, at Nebraska 13, 4Q, at ORU 10, 4Q, at Kansas 11, 4Q, Alabama |
| | 11, 1Q, Florida 12, 4Q Tennessee |
| Mason | 11, 3Q, UTA |
| Northcross-Baker | 12, 4Q, UTA |

AGAINST THE POLL

This week's (Feb. 12) Associated Press poll features six SEC teams. Arkansas' schedule is headlined by No. 2 Mississippi State, followed by No. 7 South Carolina, No. 11 Missouri, No. 15 Tennessee, No. 17 Texas A&M, No. 19 Georgia, and No. 24 LSU. Nebraska (3) and Arizona State (12) are getting votes.

This week's USA Today Coaches Poll has Mississippi State at No. 2, followed by No. 6 South Carolina, No. 9 Missouri, No. 14 Tennessee, No. 18 Texas A&M, and No. 19 Georgia. LSU (21) and Alabama (1) are getting votes.

HOME SWEET HOME

»Arkansas has had 41 winning home seasons (including this season) in Fayetteville.

»Arkansas is 422-146 (8-7 in '17-18) in home games including a 263-111 record in Bud Walton Arena. Arkansas was 159-35 in Barnhill Arena.

QUARTER BY QUARTER SCORING

| Date | Opponent | W/L | 1st | 2nd | 1st Half | 3rd | 4th | 2nd Half | OT | Total |
|---------|-------------------|----------|-----|-----|----------|-----|-----|----------|----|-------|
| Nov. 2 | NE State (exh) | W, 82-74 | 20 | 15 | 35 | 18 | 29 | 47 | - | 82* |
| Nov. 10 | SHSU | W, 65-54 | 5 | 18 | 23 | 23 | 19 | 41 | - | 65 |
| Nov. 12 | Samford | W, 84-63 | 27 | 15 | 42 | 16 | 26 | 42 | - | 84 |
| Nov. 16 | Nebraska | L, 80-69 | 19 | 11 | 30 | 22 | 17 | 49 | - | 69 |
| Nov. 20 | ORU | W, 77-66 | 25 | 15 | 40 | 16 | 21 | 37 | - | 77 |
| Nov. 24 | UTEP | L, 64-61 | 3 | 17 | 20 | 16 | 25 | 41 | - | 61 |
| Nov. 25 | New Mexico State | W, 69-60 | 11 | 12 | 23 | 24 | 22 | 46 | - | 69 |
| Nov. 29 | Abilene Christian | W, 79-65 | 20 | 14 | 34 | 20 | 25 | 45 | - | 79 |
| Dec. 3 | Kansas | L, 71-60 | 12 | 10 | 22 | 21 | 17 | 38 | - | 60 |
| Dec. 7 | UNC-C | W, 73-72 | 13 | 16 | 30 | 19 | 24 | 43 | - | 73 |
| Dec. 10 | Tulsa | W, 67-41 | 21 | 14 | 35 | 13 | 19 | 32 | - | 67 |
| Dec. 17 | UTA | W, 91-57 | 14 | 23 | 37 | 26 | 28 | 54 | - | 91 |
| Dec. 21 | Arizona State | L, 89-43 | 8 | 6 | 14 | 11 | 18 | 29 | - | 43 |
| Dec. 28 | Grambling State | W, 79-62 | 15 | 25 | 40 | 25 | 14 | 39 | - | 79 |

| | | | | | | | | |
|-------------------------|------|-------|-----|------|------|------|---|------|
| NonConf Totals | 193 | 196 | 390 | 252 | 270 | 583 | - | 917 |
| NonConf Averages | 13.8 | 15.01 | 30 | 19.4 | 20.8 | 44.8 | - | 70.5 |
| NonConf Highs | 25 | 25 | 42 | 26 | 28 | 54 | - | 91 |
| NonConf Lows | 3 | 6 | 14 | 11 | 17 | 29 | - | 43 |

*Not included in averages

| | | | | | | | | | | |
|---------|-------------------------|-----------|----|----|----|----|----|----|---|----|
| Dec. 31 | Ole Miss | W, 73-72 | 19 | 18 | 37 | 25 | 11 | 36 | - | 73 |
| Jan. 4 | No. 5 Mississippi State | L, 111-69 | 20 | 19 | 39 | 18 | 12 | 30 | - | 69 |
| Jan. 7 | Alabama | L, 83-76 | 13 | 16 | 29 | 26 | 21 | 47 | - | 76 |
| Jan. 11 | Georgia | L, 78-65 | 7 | 18 | 25 | 24 | 16 | 40 | - | 65 |
| Jan. 14 | Auburn | W, 68-58 | 16 | 25 | 41 | 15 | 12 | 27 | - | 68 |
| Jan. 18 | Florida | L, 65-51 | 13 | 15 | 28 | 7 | 16 | 23 | - | 51 |
| Jan. 21 | No. 11 Missouri | L, 88-54 | 16 | 13 | 29 | 19 | 6 | 25 | - | 54 |
| Jan. 25 | No. 9 South Carolina | L, 90-42 | 6 | 6 | 12 | 20 | 10 | 30 | - | 42 |
| Jan. 29 | Kentucky | L, 76-65 | 14 | 12 | 26 | 15 | 24 | 39 | - | 65 |
| Feb. 4 | Alabama | W, 74-66 | 19 | 21 | 40 | 18 | 16 | 34 | - | 74 |
| Feb. 8 | Tennessee | L, 90-85 | 20 | 16 | 36 | 21 | 28 | 49 | - | 85 |
| Feb. 11 | No. 13 Missouri | L, 84-58 | 14 | 15 | 29 | 16 | 13 | 29 | - | 58 |
| Feb. 15 | Kentucky | L, 78-57 | 20 | 12 | 32 | 15 | 10 | 25 | - | 57 |
| Feb. 18 | LSU | L, 62-57 | 10 | 13 | 23 | 15 | 19 | 34 | - | 57 |
| Feb. 22 | Texas A&M | L, 104-60 | 17 | 16 | 33 | 14 | 13 | 27 | - | 60 |
| Feb. 25 | Vanderbilt | | | | | | | | | |

| | | | | | | | | |
|---------------------|---------|------|------|------|------|------|---|------|
| SEC Totals | 224 | 235 | 459 | 268 | 227 | 495 | - | 956 |
| SEC Averages | 14.9 | 15.7 | 30.6 | 17.8 | 15.1 | 33.0 | - | 63.7 |
| SEC Highs | 20 (3x) | 25 | 41 | 26 | 28 | 49 | - | 85 |
| SEC Lows | 6 | 6 | 12 | 7 | 6 | 23 | - | 42 |

| | | | | | | | | |
|------------------------|------|---------|------|------|---------|------|---|------|
| Season Totals | 406 | 431 | 839 | 520 | 497 | 1078 | - | 1871 |
| Season Averages | 14.5 | 15.4 | 29.9 | 18.6 | 17.8 | 38.5 | - | 66.8 |
| Season Highs | 25 | 25 (2x) | 42 | 26 | 28 (2x) | 54 | - | 91 |
| Season Lows | 3 | 6 (2x) | 12 | 7 | 6 | 23 | - | 42 |

BY STARTERS

| Date | Opponent | | | | | | | | | |
|---------|--------------------------|------|----------|-------|------------------|-----------|--|--|--|--|
| Nov. 2 | NE State (exh) - W | Monk | Williams | Mason | Cosper | Zimmerman | | | | |
| Nov. 10 | SHSU - W | Monk | Williams | Mason | Cosper | Zimmerman | | | | |
| Nov. 12 | Samford - W | Monk | Williams | Mason | Cosper | Zimmerman | | | | |
| Nov. 16 | Nebraska - L | Monk | Williams | Mason | Cosper | Zimmerman | | | | |
| Nov. 20 | ORU - W | Monk | Williams | Mason | Cosper | Zimmerman | | | | |
| Nov. 25 | UTEP - W | Monk | Williams | Mason | Cosper | Zimmerman | | | | |
| Nov. 26 | New Mexico State - W | Monk | Williams | Mason | Cosper | Zimmerman | | | | |
| Nov. 29 | Abilene Christian - W | Monk | Williams | Mason | Cosper | Zimmerman | | | | |
| Dec. 3 | Kansas - L | Monk | Williams | Mason | Cosper | Zimmerman | | | | |
| Dec. 7 | UNC-C - W | Monk | Williams | Mason | Cosper | Zimmerman | | | | |
| Dec. 10 | Tulsa - W | Monk | Williams | Mason | Cosper | Zimmerman | | | | |
| Dec. 17 | UTA - W | Monk | Thomas | Mason | Cosper | Zimmerman | | | | |
| Dec. 21 | Arizona State - L | Monk | Williams | Mason | Cosper | Zimmerman | | | | |
| Dec. 28 | Grambling - W | Monk | Williams | Mason | Cosper | Zimmerman | | | | |
| Dec. 31 | Ole Miss - W | Monk | Williams | Mason | Cosper | Zimmerman | | | | |
| Jan. 4 | NO. 5 Miss State - L | Monk | Williams | Mason | Cosper | Zimmerman | | | | |
| Jan. 7 | Alabama - L | Monk | Williams | Mason | Cosper | Zimmerman | | | | |
| Jan. 11 | Georgia - L | Monk | Williams | Mason | Cosper | Zimmerman | | | | |
| Jan. 14 | Auburn - W | Monk | Williams | Mason | Cosper | Zimmerman | | | | |
| Jan. 18 | Florida - L | Monk | Williams | Mason | Northcross-Baker | Zimmerman | | | | |
| Jan. 21 | No. 11 Missouri - L | Monk | Williams | Mason | Thomas | Zimmerman | | | | |
| Jan. 25 | No. 9 South Carolina - L | Monk | Williams | Mason | Cosper | Zimmerman | | | | |
| Jan. 29 | Kentucky - L | Monk | Williams | Mason | Cosper | Zimmerman | | | | |
| Feb. 4 | Alabama - W | Monk | Williams | Mason | Cosper | Zimmerman | | | | |
| Feb. 8 | Tennessee - L | Monk | Williams | Mason | Cosper | Zimmerman | | | | |
| Feb. 11 | No. 1 Missouri - L | Monk | Williams | Mason | Cosper | Zimmerman | | | | |
| Feb. 15 | Kentucky - L | Monk | Williams | Mason | Cosper | Zimmerman | | | | |
| Feb. 18 | LSU - L | Monk | Williams | Mason | Cosper | Zimmerman | | | | |
| Feb. 22 | Texas A&M - L | Monk | Williams | Mason | Cosper | Zimmerman | | | | |
| Feb. 25 | Vanderbilt | | | | | | | | | |

MISCELLANEOUS STATISTICS

Double-Figure Scoring Games

| Player | 15-16 | 16-17 | 17-18 | Career |
|---------------------|-------|-------|-------|--------|
| M. Monk | 3 | 13 | 26 | 42 |
| K. Swenson | | 11 | 1 | 12 |
| J. Mason | | 10 | 18 | 28 |
| D. Cosper | 15 | 8 | 18 | 41 |
| B. Zimmerman | | 2 | 5 | 7 |
| T. Thomas | - | - | 1 | 1 |
| K. Williams | - | - | 10 | 10 |
| R. Northcross-Baker | - | - | 3 | 3 |
| TOTAL | 18 | 44 | 82 | 144 |

20-Point Scoring Games

| Player | 15-16 | 16-17 | 17-18 | Career |
|---------------------|-------|-------|-------|--------|
| K. Swenson | | 1 | | 1 |
| D. Cosper | 1 | - | 7 | 8 |
| M. Monk | - | - | 9 | 9 |
| R. Northcross-Baker | | | 1 | 1 |
| TOTAL | 1 | 1 | 15 | 17 |

Double-Figure Rebounding Games

| Player | 15-16 | 16-17 | 17-18 | Career |
|-------------|-------|-------|-------|--------|
| D. Cosper | - | - | 7 | 7 |
| T. Thomas | - | - | 1 | 1 |
| K. Williams | - | - | 7 | 7 |
| TOTAL | x | x | 15 | 15 |

Double-Doubles

| Player | 15-16 | 16-17 | 17-18 | Career |
|-----------------------|-------|-------|-------|--------|
| J. Mason (pts/ast) | - | 2 | | 2 |
| D. Cosper (pts/reb) | - | - | 7 | 7 |
| K. Williams (pts/reb) | - | - | 3 | 3 |
| M. Monk (pts/ast) | - | - | 1 | 1 |
| TOTAL | - | 2 | 11 | 13 |

5+ Steals

| Player | 15-16 | 16-17 | 17-18 | Career |
|---------|-------|-------|-------|--------|
| M. Monk | - | 2 | - | 2 |
| TOTAL | x | 2 | - | 2 |

5+ Blocks

| Player | 15-16 | 16-17 | 17-18 | Career |
|--------|-------|-------|-------|--------|
| TBA | - | | | |
| TOTAL | - | x | x | x |

5+ Assists

| Player | 15-16 | 16-17 | 17-18 | Career |
|-----------|-------|-------|-------|--------|
| M. Monk | 3 | 4 | 10 | 17 |
| J. Mason | | 6 | 5 | 11 |
| D. Cosper | | 2 | | 2 |
| TOTAL | 3 | 12 | 15 | 30 |



@RazorbackWBB STATISTICS
Arkansas Combined Team Statistics (as of Feb 22, 2018)
All games



| RECORD: | OVERALL | HOME | AWAY | NEUTRAL |
|----------------|---------|------|------|---------|
| ALL GAMES | 12-16 | 8-7 | 3-9 | 1-0 |
| CONFERENCE | 3-12 | 1-7 | 2-5 | 0-0 |
| NON-CONFERENCE | 9-4 | 7-0 | 1-4 | 1-0 |

| ## | Player | gp-gs | min | avg | Total | | 3-Point | | F-Throw | | Rebounds | | | | pf | dq | a | to | blk | stl | pts | avg |
|----------------|-------------------|-------|------|------|----------|------|---------|------|---------|------|----------|-----|------|------|-----|----|-----|-----|-----|-----|------|------|
| | | | | | fg-fga | fg% | 3fg-fga | 3fg% | ft-fga | ft% | off | def | tot | avg | | | | | | | | |
| 03 | MONK, Malica | 28-28 | 950 | 33.9 | 152-431 | .353 | 33-106 | .311 | 107-137 | .781 | 21 | 74 | 95 | 3.4 | 62 | 1 | 105 | 66 | 6 | 43 | 444 | 15.9 |
| 21 | COSPER, Devin | 26-26 | 802 | 30.8 | 130-363 | .358 | 59-197 | .299 | 50-68 | .735 | 18 | 132 | 150 | 5.8 | 69 | 2 | 38 | 59 | 13 | 37 | 369 | 14.2 |
| 14 | MASON, Jailyn | 28-28 | 921 | 32.9 | 124-306 | .405 | 41-115 | .357 | 16-19 | .842 | 15 | 97 | 112 | 4.0 | 53 | 1 | 79 | 63 | 13 | 32 | 305 | 10.9 |
| 10 | WILLIAMS, Kiara | 28-27 | 535 | 19.1 | 87-172 | .506 | 1-2 | .500 | 39-70 | .557 | 84 | 109 | 193 | 6.9 | 62 | 1 | 7 | 22 | 27 | 28 | 214 | 7.6 |
| 01 | NORTHCROSS-BAKE | 28-1 | 537 | 19.2 | 51-169 | .302 | 31-116 | .267 | 22-33 | .667 | 28 | 44 | 72 | 2.6 | 42 | 1 | 42 | 27 | 4 | 17 | 155 | 5.5 |
| 04 | SWENSON, Keiryn | 27-0 | 398 | 14.7 | 40-122 | .328 | 25-87 | .287 | 14-20 | .700 | 23 | 40 | 63 | 2.3 | 26 | 0 | 8 | 25 | 10 | 5 | 119 | 4.4 |
| 22 | ZIMMERMAN, Bailey | 28-28 | 687 | 24.5 | 39-151 | .258 | 16-79 | .203 | 27-44 | .614 | 46 | 46 | 92 | 3.3 | 52 | 1 | 34 | 34 | 11 | 12 | 121 | 4.3 |
| 24 | THOMAS, Taylah | 28-2 | 482 | 17.2 | 40-92 | .435 | 3-10 | .300 | 21-34 | .618 | 48 | 86 | 134 | 4.8 | 54 | 1 | 5 | 24 | 5 | 8 | 104 | 3.7 |
| 30 | WEAVER, Macy | 19-0 | 135 | 7.1 | 8-17 | .471 | 0-0 | .000 | 10-22 | .455 | 15 | 15 | 30 | 1.6 | 28 | 0 | 1 | 5 | 10 | 1 | 26 | 1.4 |
| 13 | SPANGLER, Grayce | 16-0 | 63 | 3.9 | 2-16 | .125 | 0-6 | .000 | 4-10 | .400 | 1 | 4 | 5 | 0.3 | 13 | 0 | 1 | 5 | 0 | 1 | 8 | 0.5 |
| 20 | STOUT, Sydney | 15-0 | 77 | 5.1 | 1-8 | .125 | 1-5 | .200 | 3-6 | .500 | 4 | 5 | 9 | 0.6 | 4 | 0 | 3 | 2 | 0 | 2 | 6 | 0.4 |
| 12 | MCCLURE, Brenna | 5-0 | 13 | 2.6 | 0-4 | .000 | 0-1 | .000 | 0-0 | .000 | 0 | 0 | 0 | 0.0 | 1 | 0 | 2 | 2 | 0 | 0 | 0 | 0.0 |
| Team | | | | | | | | | | | 59 | 61 | 120 | | 3 | | 4 | | | | | |
| Total..... | | 28 | 5600 | | 674-1851 | .364 | 210-724 | .290 | 313-463 | .676 | 362 | 713 | 1075 | 38.4 | 469 | 8 | 325 | 338 | 99 | 186 | 1871 | 66.8 |
| Opponents..... | | 28 | 5600 | | 753-1803 | .418 | 180-538 | .335 | 363-491 | .739 | 374 | 852 | 1226 | 43.8 | 451 | 3 | 417 | 393 | 110 | 184 | 2049 | 73.2 |

| TEAM STATISTICS | AR | OPP |
|------------------------|----------|----------|
| SCORING | 1871 | 2049 |
| Points per game | 66.8 | 73.2 |
| Scoring margin | -6.4 | - |
| FIELD GOALS-ATT | 674-1851 | 753-1803 |
| Field goal pct | .364 | .418 |
| 3 POINT FG-ATT | 210-724 | 180-538 |
| 3-point FG pct | .290 | .335 |
| 3-pt FG made per game | 7.5 | 6.4 |
| FREE THROWS-ATT | 313-463 | 363-491 |
| Free throw pct | .676 | .739 |
| F-Throws made per game | 11.2 | 13.0 |
| REBOUNDS | 1075 | 1226 |
| Rebounds per game | 38.4 | 43.8 |
| Rebounding margin | -5.4 | - |
| ASSISTS | 325 | 417 |
| Assists per game | 11.6 | 14.9 |
| TURNOVERS | 338 | 393 |
| Turnovers per game | 12.1 | 14.0 |
| Turnover margin | +2.0 | - |
| Assist/turnover ratio | 1.0 | 1.1 |
| STEALS | 186 | 184 |
| Steals per game | 6.6 | 6.6 |
| BLOCKS | 99 | 110 |
| Blocks per game | 3.5 | 3.9 |
| ATTENDANCE | 26824 | 46099 |
| Home games-Avg/Game | 15-1788 | 12-3821 |
| Neutral site-Avg/Game | - | 1-250 |

| Date | Opponent | Score | Att. |
|------------|---------------------------|----------|-------|
| 11/10/17 | SHSU | w 65-54 | 4719 |
| 11/12/17 | SAMFORD | w 84-63 | 1739 |
| 11/16/17 | at Nebraska | L 69-80 | 3459 |
| 11/20/17 | at Oral Roberts | w 77-66 | 2503 |
| 11/24/17 | at UTEP | L 61-64 | 633 |
| 11/25/17 | vs NM State | w 69-60 | 250 |
| 11/29/17 | ACU | w 79-65 | 1132 |
| 12/03/17 | at Kansas | L 60-71 | 1795 |
| 12/07/17 | CHARLOTTE | w 73-72 | 1169 |
| 12/10/17 | TULSA | w 67-41 | 1821 |
| 12/17/17 | UT-ARLINGTON | w 91-57 | 1481 |
| 12/21/17 | at Arizona State | L 43-89 | 1988 |
| 12/28/17 | GRAMBLING | w 79-62 | 1388 |
| * 12/31/17 | OLE MISS | w 73-72 | 1701 |
| * 01/04/18 | at #5/3 Mississippi State | L 69-111 | 5398 |
| * 01/07/18 | ALABAMA | L 76-83 | 2001 |
| * 1/11/18 | at Georgia | L 65-78 | 2229 |
| * 01/14/18 | at Auburn | w 68-58 | 2210 |
| * 01/18/18 | FLORIDA | L 51-65 | 1288 |
| * 01/21/18 | at Missouri | L 54-88 | 5219 |
| * 01/25/18 | at #9/7 South Carolina | L 42-90 | 12844 |
| * 01/29/18 | KENTUCKY | L 65-76 | 1313 |
| * 2/4/18 | at Alabama | w 74-66 | 2265 |
| * 02/08/18 | NO. 11 TENNESSEE | L 85-90 | 1446 |
| * 02/12/18 | MISSOURI | L 58-84 | 1766 |
| * 02/15/18 | at Kentucky | L 57-78 | 5306 |
| * 02/18/18 | LSU | L 57-62 | 2485 |
| * 02/22/18 | #17 TEXAS A&M | L 60-104 | 1375 |

* = Conference game

| Score by Periods | 1st | 2nd | 3rd | 4th | Totals |
|------------------|-----|-----|-----|-----|--------|
| Arkansas | 418 | 431 | 520 | 502 | 1871 |
| Opponents | 514 | 476 | 541 | 518 | 2049 |

@RazorbackWBB STATISTICS
Arkansas Combined Team Statistics (as of Feb 22, 2018)
Conference games only

| RECORD: | OVERALL | HOME | AWAY | NEUTRAL |
|----------------|----------------|-------------|-------------|----------------|
| ALL GAMES | 3-12 | 1-7 | 2-5 | 0-0 |
| CONFERENCE | 3-12 | 1-7 | 2-5 | 0-0 |
| NON-CONFERENCE | 0-0 | 0-0 | 0-0 | 0-0 |

| # | Player | gp-gs | min | avg | Total | | 3-Point | | F-Throw | | Rebounds | | | | pf | dq | a | to | blk | stl | pts | avg |
|----------------|-------------------|-------|------|------|---------|------|---------|------|---------|-------|----------|-----|-----|------|-----|----|-----|-----|-----|-----|------|------|
| | | | | | fg-fga | fg% | 3fg-fga | 3fg% | ft-fa | ft% | off | def | tot | avg | | | | | | | | |
| 03 | MONK, Malica | 15-15 | 517 | 34.5 | 75-238 | .315 | 20-60 | .333 | 50-69 | .725 | 11 | 36 | 47 | 3.1 | 35 | 0 | 48 | 35 | 4 | 16 | 220 | 14.7 |
| 14 | MASON, Jaily | 15-15 | 529 | 35.3 | 74-175 | .423 | 23-63 | .365 | 14-14 | 1.000 | 10 | 46 | 56 | 3.7 | 32 | 0 | 38 | 40 | 6 | 13 | 185 | 12.3 |
| 21 | COSPER, Devin | 13-13 | 388 | 29.8 | 54-152 | .355 | 22-78 | .282 | 27-35 | .771 | 6 | 60 | 66 | 5.1 | 37 | 2 | 21 | 30 | 5 | 19 | 157 | 12.1 |
| 10 | WILLIAMS, Kiara | 15-15 | 275 | 18.3 | 47-91 | .516 | 1-2 | .500 | 19-29 | .655 | 36 | 51 | 87 | 5.8 | 33 | 1 | 3 | 10 | 11 | 11 | 114 | 7.6 |
| 22 | ZIMMERMAN, Bailey | 15-15 | 392 | 26.1 | 28-93 | .301 | 15-51 | .294 | 17-28 | .607 | 30 | 24 | 54 | 3.6 | 32 | 1 | 22 | 21 | 4 | 7 | 88 | 5.9 |
| 01 | NORTHCROSS-BAKE | 15-1 | 284 | 18.9 | 21-84 | .250 | 13-57 | .228 | 7-10 | .700 | 13 | 21 | 34 | 2.3 | 22 | 1 | 22 | 13 | 3 | 9 | 62 | 4.1 |
| 24 | THOMAS,Taylah | 15-1 | 276 | 18.4 | 25-56 | .446 | 1-4 | .250 | 4-8 | .500 | 23 | 44 | 67 | 4.5 | 30 | 0 | 3 | 15 | 1 | 3 | 55 | 3.7 |
| 04 | SWENSON, Keiryn | 14-0 | 180 | 12.9 | 16-57 | .281 | 8-40 | .200 | 8-10 | .800 | 13 | 14 | 27 | 1.9 | 11 | 0 | 2 | 12 | 5 | 1 | 48 | 3.4 |
| 30 | WEAVER, Macy | 9-0 | 75 | 8.3 | 6-11 | .545 | 0-0 | .000 | 8-17 | .471 | 8 | 6 | 14 | 1.6 | 15 | 0 | 0 | 3 | 3 | 0 | 20 | 2.2 |
| 13 | SPANGLER, Grayce | 7-0 | 30 | 4.3 | 2-8 | .250 | 0-2 | .000 | 1-5 | .200 | 1 | 0 | 1 | 0.1 | 8 | 0 | 1 | 3 | 0 | 1 | 5 | 0.7 |
| 12 | MCCLURE, Brenna | 5-0 | 13 | 2.6 | 0-4 | .000 | 0-1 | .000 | 0-0 | .000 | 0 | 0 | 0 | 0.0 | 1 | 0 | 2 | 2 | 0 | 0 | 0 | 0.0 |
| 20 | STOUT, Sydney | 7-0 | 41 | 5.9 | 0-2 | .000 | 0-2 | .000 | 0-0 | .000 | 1 | 1 | 2 | 0.3 | 3 | 0 | 2 | 1 | 0 | 2 | 0 | 0.0 |
| Team | | | | | | | | | | | 30 | 35 | 65 | | 2 | | 3 | | | | | |
| Total..... | | 15 | 3000 | | 348-971 | .358 | 103-360 | .286 | 155-225 | .689 | 182 | 338 | 520 | 34.7 | 261 | 5 | 164 | 188 | 42 | 82 | 954 | 63.6 |
| Opponents..... | | 15 | 3000 | | 434-964 | .450 | 101-275 | .367 | 236-304 | .776 | 208 | 452 | 660 | 44.0 | 219 | 2 | 238 | 191 | 67 | 108 | 1205 | 80.3 |

| TEAM STATISTICS | AR | OPP |
|------------------------|-----------|------------|
| SCORING | 954 | 1205 |
| Points per game | 63.6 | 80.3 |
| Scoring margin | -16.7 | - |
| FIELD GOALS-ATT | 348-971 | 434-964 |
| Field goal pct | .358 | .450 |
| 3 POINT FG-ATT | 103-360 | 101-275 |
| 3-point FG pct | .286 | .367 |
| 3-pt FG made per game | 6.9 | 6.7 |
| FREE THROWS-ATT | 155-225 | 236-304 |
| Free throw pct | .689 | .776 |
| F-Throws made per game | 10.3 | 15.7 |
| REBOUNDS | 520 | 660 |
| Rebounds per game | 34.7 | 44.0 |
| Rebounding margin | -9.3 | - |
| ASSISTS | 164 | 238 |
| Assists per game | 10.9 | 15.9 |
| TURNOVERS | 188 | 191 |
| Turnovers per game | 12.5 | 12.7 |
| Turnover margin | +0.2 | - |
| Assist/turnover ratio | 0.9 | 1.2 |
| STEALS | 82 | 108 |
| Steals per game | 5.5 | 7.2 |
| BLOCKS | 42 | 67 |
| Blocks per game | 2.8 | 4.5 |
| ATTENDANCE | 13375 | 35471 |
| Home games-Avg/Game | 8-1672 | 7-5067 |
| Neutral site-Avg/Game | - | 0-0 |

| Date | Opponent | | Score | Att. |
|-------------|---------------------------|---|--------------|-------------|
| * 12/31/17 | OLE MISS | W | 73-72 | 1701 |
| * 01/04/18 | at #5/3 Mississippi State | L | 69-111 | 5398 |
| * 01/07/18 | ALABAMA | L | 76-83 | 2001 |
| * 1/11/18 | at Georgia | L | 65-78 | 2229 |
| * 01/14/18 | at Auburn | W | 68-58 | 2210 |
| * 01/18/18 | FLORIDA | L | 51-65 | 1288 |
| * 01/21/18 | at Missouri | L | 54-88 | 5219 |
| * 01/25/18 | at #9/7 South Carolina | L | 42-90 | 12844 |
| * 01/29/18 | KENTUCKY | L | 65-76 | 1313 |
| * 2/4/18 | at Alabama | W | 74-66 | 2265 |
| * 02/08/18 | NO. 11 TENNESSEE | L | 85-90 | 1446 |
| * 02/12/18 | MISSOURI | L | 58-84 | 1766 |
| * 02/15/18 | at Kentucky | L | 57-78 | 5306 |
| * 02/18/18 | LSU | L | 57-62 | 2485 |
| * 02/22/18 | #17 TEXAS A&M | L | 60-104 | 1375 |

* = Conference game

| Score by Periods | 1st | 2nd | 3rd | 4th | Totals |
|-------------------------|------------|------------|------------|------------|---------------|
| Arkansas | 224 | 235 | 268 | 227 | 954 |
| Opponents | 297 | 278 | 334 | 296 | 1205 |

MORE NUMBERS

MISCELLANEOUS

| Opponent | T/O | 2ndCh | Paint | FastB | Bench | Ties | Leads | WL | Score | Leads overcome |
|-------------|------|-------|-------|-------|-------|------|-------|----|--------|------------------------|
| SHSU | 15 | 5 | 28 | 14 | 13 | 1 | 1 | W | 65-54 | trailed by 13/20-07:26 |
| Samford | 18 | 5 | 30 | 3 | 23 | 0 | 0 | W | 84-63 | |
| Nebraska | 12 | 14 | 32 | 10 | 11 | 3 | 1 | L | 69-80 | lost 2 4th-0:6:21 |
| ORU | 15 | 6 | 32 | 18 | 16 | 1 | 1 | W | 77-66 | trailed by 6 1st-04:58 |
| UTEP | 22 | 18 | 18 | 14 | 16 | 0 | 0 | L | 61-64 | |
| NM State | 17 | 16 | 34 | 13 | 15 | 2 | 4 | W | 69-60 | trailed by 7 1st-01:06 |
| ACU | 28 | 9 | 20 | 0 | 25 | 0 | 1 | W | 79-65 | trailed by 1 1st-09:21 |
| Kansas | 10 | 8 | 28 | 6 | 6 | 1 | 1 | L | 60-71 | lost 2 1st-08:40 |
| Charlotte | 15 | 17 | 32 | 8 | 6 | 1 | 8 | W | 73-72 | trailed by 9 3rd-9:40 |
| Tulsa | 7 | 13 | 30 | 6 | 12 | 0 | 1 | W | 67-41 | trailed by 2 1st-09:14 |
| UTA | 23 | 13 | 26 | 17 | 42 | 3 | 2 | W | 91-57 | trailed by 6 1st-4:54 |
| Arizona St. | 3 | 8 | 22 | 6 | 12 | 0 | 0 | L | 43-89 | lost 2 1st-09:43 |
| Grambling | 18 | 11 | 22 | 3 | 33 | 0 | 0 | W | 79-62 | |
| Ole Miss | 13 | 10 | 26 | 10 | 23 | 0 | 1 | W | 73-72 | trailed by 1 2nd-04:33 |
| #5/3 MSU | 3 | 4 | 20 | 11 | 16 | 1 | 1 | L | 69-111 | lost 5 1st-08:28 |
| Alabama | 7 | 7 | 26 | 6 | 13 | 3 | 3 | L | 76-83 | lost 7 3rd-02:23 |
| Georgia | 11 | 8 | 22 | 8 | 13 | 0 | 0 | L | 65-78 | |
| Auburn | 15 | 22 | 27 | 4 | 11 | 0 | 1 | W | 68-58 | trailed by 2 1st-09:37 |
| Florida | 15 | 9 | 18 | 9 | 9 | 0 | 0 | L | 51-65 | |
| #11 Mizzou | 7 | 6 | 16 | 2 | 11 | 0 | 0 | L | 54-88 | |
| #9/7 S Car | 9 | 9 | 28 | 9 | 15 | 0 | 0 | L | 42-90 | |
| Kentucky | 17 | 9 | 20 | 2 | 10 | 1 | 1 | L | 65-76 | lost 5 1st-06:09 |
| Alabama | 16 | 10 | 36 | 4 | 9 | 1 | 1 | W | 74-66 | trailed by 1 1st-03:10 |
| #11 Tenn | 24 | 12 | 32 | 29 | 5 | 3 | 6 | L | 85-90 | lost 2 1st-05:14 |
| No. 13 Mo | 15 | 5 | 16 | 2 | 17 | 0 | 0 | L | 58-84 | |
| Kentucky | 10 | 16 | 12 | 0 | 7 | 1 | 1 | L | 57-78 | lost 1 1st-00:04 |
| LSU | 16 | 8 | 26 | 7 | 8 | 1 | 2 | L | 57-62 | lost 2 1st-07:07 |
| #17 TAMU | 5 | 12 | 24 | 4 | 15 | 3 | 1 | L | 60-104 | lost 1 1st-06:06 |
| Totals | 386 | 290 | 703 | 225 | 412 | 26 | 38 | | | |
| Ave/Game | 13.8 | 10.4 | 25.1 | 8.0 | 14.7 | 0.9 | 1.4 | | | |

| | | | | | | | |
|----------|------|------|------|-----|------|-----|-----|
| Opponent | 382 | 333 | 954 | 145 | 547 | 25 | 37 |
| Ave/Game | 13.6 | 11.9 | 34.1 | 5.2 | 19.5 | 0.9 | 1.3 |

SPECIALTY STATS

| Opponent | Paint | OFF TO | 2ND CHANCE | FAST BREAK | BENCH |
|-------------------|-------|--------|------------|------------|-------|
| SHSU | 28 | 15 | 5 | 14 | 13 |
| Samford | 30 | 18 | 5 | 3 | 23 |
| Nebraska | 32 | 12 | 14 | 10 | 11 |
| ORU | 32 | 15 | 6 | 18 | 16 |
| UTEP | 18 | 22 | 18 | 14 | 16 |
| NMSU | 34 | 17 | 16 | 13 | 15 |
| Ab. Christian | 20 | 28 | 9 | 0 | 25 |
| Kansas | 28 | 10 | 8 | 6 | 6 |
| Charlotte | 32 | 15 | 17 | 8 | 6 |
| Tulsa | 30 | 7 | 13 | 6 | 12 |
| UTA | 26 | 23 | 13 | 17 | 42 |
| Arizona State | 22 | 3 | 8 | 6 | 12 |
| Grambling State | 22 | 18 | 11 | 3 | 33 |
| Ole Miss | 26 | 13 | 10 | 10 | 23 |
| Miss State | 20 | 3 | 4 | 11 | 16 |
| Alabama | 26 | 7 | 7 | 6 | 13 |
| Georgia | 22 | 11 | 8 | 8 | 13 |
| Auburn | 27 | 15 | 22 | 4 | 11 |
| Florida | 18 | 15 | 9 | 9 | 9 |
| No. 11 Missouri | 16 | 7 | 6 | 2 | 11 |
| No. 9 S. Carolina | 28 | 9 | 9 | 9 | 15 |
| Kentucky | 20 | 17 | 9 | 2 | 10 |
| Alabama | 36 | 16 | 10 | 4 | 9 |
| Tennessee | 32 | 24 | 12 | 29 | 5 |
| Missouri | 16 | 15 | 5 | 2 | 17 |
| Kentucky | 12 | 10 | 16 | 0 | 7 |
| LSU | 26 | 16 | 8 | 7 | 8 |
| Texas A&M | 24 | 5 | 12 | 4 | 15 |
| Vanderbilt | | | | | |

GAME BY GAME LEADERS

| Date | Opponent | Points | Rebounds | Assists | Steals | Blocks |
|---------|--------------|----------------|----------------|---------------|---------------|---------------|
| Nov. 10 | SHSU | Monk (18) | Cosper (10) | 2 Players (4) | Monk (4) | Mason (3) |
| Nov. 12 | Samford | Monk (21) | 2 Players (9) | 2 Players (6) | 3 Players (3) | Williams (4) |
| Nov. 16 | Nebraska | Monk (22) | 2 Players (11) | Monk (6) | Mason (4) | 4 Players (2) |
| Nov. 20 | ORU | Monk (24) | Cosper (10) | Monk (4) | Cosper (2) | 2 Players (1) |
| Nov. 24 | UTEP | Cosper (22) | Cosper (5) | Monk (5) | Cosper (4) | Weaver (4) |
| Nov. 25 | NMSU | Monk (22) | 2 Players (11) | Cosper (4) | Monk (4) | 2 Players (1) |
| No. 29 | A. Christian | 2 Players (15) | Williams (8) | Mason (8) | Williams (3) | 2 Players (1) |
| Dec. 3 | Kansas | Monk (22) | Williams (16) | Monk (5) | Mason (2) | Williams (2) |
| Dec. 7 | Charlotte | Cosper (25) | Cosper (14) | Mason (4) | Williams (4) | Williams (3) |
| No. 10 | Tulsa | Monk (14) | Cosper (11) | Mason (6) | 2 Players (1) | 2 Players (2) |
| No. 17 | UTA | RNB (22) | Williams (8) | Mason (7) | 2 Players (3) | 2 Players (1) |
| Dec. 21 | Az State | Monk (12) | 3 Players (4) | Monk (2) | Monk (1) | 4 Players (1) |
| Dec. 28 | Grambling | Cosper (16) | Williams (16) | Monk (10) | Monk (3) | Monk (1) |
| Dec. 31 | Ole Miss | Cosper (18) | Cosper (11) | 2 Players (4) | Cosper (4) | Williams (4) |
| Jan. 4 | Miss State | Mason (15) | Cosper (7) | 2 Players (4) | Monk (2) | 3 Players (1) |
| Jan. 7 | Alabama | Cosper (24) | Cosper (13) | Cosper (4) | Mason (3) | Mason (2) |
| Jan. 11 | Georgia | Monk (16) | Thomas (8) | 3 Players (2) | Mason (5) | Monk (1) |
| Jan. 14 | Auburn | 2 Players (15) | Williams (14) | Mason (5) | 4 Players (1) | Zimmerman (1) |
| Jan. 18 | Florida | Monk (23) | Monk (8) | Monk (4) | 3 Players (1) | 3 Players (1) |
| Jan. 21 | No. 15 MU | 2 Players (14) | Williams (7) | 4 Players (2) | 2 Players (1) | Weaver (1) |
| Jan. 25 | No. 9 S Car | Mason (12) | Thomas (6) | Cosper (2) | Stout (2) | 3 Players (1) |
| Jan. 29 | Kentucky | Cosper (17) | Williams (7) | Monk (6) | Zimmerman (2) | 3 Players (1) |
| Feb. 4 | Alabama | Cosper (21) | Thomas (6) | 2 Players (3) | Monk (4) | Zimmerman (1) |
| Feb. 8 | Tennessee | Cosper (29) | Williams (10) | 2 Players (5) | 2 Players (3) | Williams (2) |
| Feb. 11 | No. 13 MU | Mason (15) | Thomas (7) | Mason (3) | N.Baker (2) | 2 Players (1) |
| Feb. 15 | Kentucky | Mason (18) | Zimmerman (6) | Monk (5) | Cosper (2) | 0 |
| Feb. 18 | LSU | Williams (19) | Willimas (9) | 2 Players (3) | Cosper (4) | Cosper (2) |
| Feb. 22 | Texas A&M | Mason (15) | Thomas (6) | Monk (6) | Monk (1) | Williams (2) |
| Feb. 25 | Vanderbilt | | | | | |

COMPARISON

| Opponent | 1st | 2nd | Score | Mar | Total FG | FG Pct | 3-Pointers | 3FG Pct | Free Throws | FT Pct | Rebounds | Assist | T/Over | Block | Steal | Fouls |
|------------------------|-------|-------|--------|------|-------------|-----------|-------------|-----------|-------------|-----------|------------|--------|--------|-------|-------|-------|
| SHSU | 23/28 | 42/26 | 65-54 | +11 | 25-67/20-63 | .373/.317 | 9-33/7-27 | .273/.259 | 6-11/7-11 | .545/.636 | 39/51 (12) | 15/10 | 9/15 | 7/5 | 8/3 | 12/14 |
| SAMFORD | 42/33 | 42/30 | 84-63 | +21 | 29-59/23-59 | .492/.390 | 10-27/6-22 | .370/.273 | 16-22/11-14 | .727/.786 | 35/34 +1 | 17/17 | 6/13 | 4/1 | 7/3 | 15/23 |
| Nebraska | 30/41 | 39/39 | 69-80 | (11) | 27-77/28-72 | .351/.389 | 8-32/7-21 | .250/.333 | 7-10/17-25 | .700/.680 | 45/55 (10) | 10/17 | 15/16 | 8/6 | 12/7 | 23/12 |
| Oral Roberts | 40/36 | 37/30 | 77-66 | +11 | 29-70/22-58 | .414/.379 | 6-23/7-22 | .261/.318 | 13-18/15-19 | .722/.789 | 41/41 - | 8/12 | 4/14 | 2/0 | 5/2 | 18/20 |
| UTEP | 20/38 | 41/26 | 61-64 | (3) | 21-70/27-53 | .300/.509 | 11-41/5-13 | .268/.385 | 8-14/5-7 | .571/.714 | 27/51 (24) | 13/19 | 4/23 | 4/0 | 14/1 | 15/13 |
| NM State | 23/25 | 46/35 | 69-60 | +9 | 25-70/23-67 | .357/.343 | 6-26/4-18 | .231/.222 | 13-24/10-14 | .542/.714 | 55/41 +14 | 10/9 | 18/18 | 3/2 | 12/10 | 15/21 |
| ACU | 34/24 | 45/41 | 79-65 | +14 | 25-68/24-69 | .368/.348 | 10-25/11-34 | .400/.324 | 19-27/6-11 | .704/.545 | 44/43 +1 | 13/17 | 12/20 | 4/6 | 13/8 | 13/21 |
| Kansas | 22/30 | 38/41 | 60-71 | (11) | 22-69/25-62 | .319/.403 | 5-27/3-15 | .185/.200 | 11-15/18-25 | .733/.720 | 40/50 (10) | 7/9 | 13/15 | 6/5 | 3/8 | 24/17 |
| CHARLOTTE | 30/37 | 43/35 | 73-72 | +1 | 26-75/27-74 | .347/.365 | 9-31/5-13 | .290/.385 | 12-24/13-20 | .500/.650 | 45/58 (13) | 11/15 | 10/17 | 5/3 | 10/7 | 19/20 |
| TULSA | 35/24 | 32/17 | 67-41 | +26 | 25-67/16-69 | .373/.232 | 6-29/2-16 | .207/.125 | 11-19/7-10 | .579/.700 | 61/39 +22 | 13/5 | 9/7 | 7/3 | 2/4 | 10/16 |
| UT-ARLINGTON | 37/24 | 54/33 | 91-57 | +34 | 30-65/22-54 | .462/.407 | 12-28/3-15 | .429/.200 | 19-21/10-16 | .905/.625 | 40/27 +13 | 19/10 | 14/22 | 2/2 | 11/6 | 21/21 |
| Arizona State | 14/52 | 29/37 | 43-89 | (46) | 17-57/37-73 | .298/.507 | 4-18/12-20 | .222/.600 | 5-6/3-6 | .833/.500 | 35/41 (6) | 7/27 | 23/8 | 4/4 | 1/11 | 12/13 |
| GRAMBLING | 40/23 | 39/39 | 79-62 | +17 | 25-66/25-66 | .379/.379 | 11-24/7-27 | .458/.259 | 18-27/5-9 | .667/.556 | 48/35 +13 | 18/12 | 13/14 | 1/6 | 6/6 | 11/21 |
| OLE MISS | 37/32 | 36/40 | 73-72 | +1 | 26-61/23-55 | .426/.418 | 8-21/7-18 | .381/.389 | 13-20/19-26 | .650/.731 | 38/34 +4 | 11/14 | 15/17 | 7/4 | 7/6 | 18/17 |
| #5/3 Mississippi State | 39/49 | 30/62 | 69-111 | (42) | 28-62/44-76 | .452/.579 | 6-18/10-20 | .333/.500 | 7-12/13-14 | .583/.929 | 29/40 (11) | 12/25 | 16/4 | 3/2 | 3/7 | 17/15 |
| ALABAMA | 29/32 | 47/51 | 76-83 | (7) | 26-70/26-65 | .371/.400 | 6-21/6-18 | .286/.333 | 18-21/25-36 | .857/.694 | 43/44 (1) | 9/12 | 17/14 | 5/7 | 8/9 | 26/19 |
| Georgia | 25/31 | 40/47 | 65-78 | (13) | 22-65/30-73 | .338/.411 | 5-21/8-18 | .238/.444 | 16-23/10-12 | .696/.833 | 43/49 (6) | 10/19 | 17/13 | 1/9 | 10/6 | 16/14 |
| Auburn | 41/17 | 27/41 | 68-58 | +10 | 24-61/19-56 | .393/.339 | 9-30/2-14 | .300/.143 | 11-15/18-22 | .733/.818 | 39/33 +6 | 14/7 | 12/15 | 1/4 | 4/8 | 17/18 |
| FLORIDA | 28/35 | 23/30 | 51-65 | (14) | 21-76/26-69 | .276/.377 | 5-30/7-29 | .167/.241 | 4-4/6-7 | 1000/.857 | 42/54 (12) | 8/15 | 8/14 | 3/1 | 3/4 | 9/9 |
| Missouri | 29/51 | 25/37 | 54-88 | (34) | 22-67/27-52 | .328/.519 | 8-27/13-25 | .296/.520 | 2-7/21-27 | .286/.778 | 33/43 (10) | 10/21 | 9/11 | 1/6 | 2/6 | 20/11 |
| #9/7 South Carolina | 12/44 | 30/46 | 42-90 | (48) | 18-67/32-75 | .269/.427 | 2-16/4-20 | .125/.200 | 4-10/22-31 | .400/.710 | 31/62 (31) | 5/17 | 12/11 | 5/9 | 5/8 | 25/12 |
| KENTUCKY | 26/43 | 39/33 | 65-76 | (11) | 21-56/27-59 | .375/.458 | 9-28/5-11 | .321/.455 | 14-17/17-22 | .824/.773 | 33/35 (2) | 15/14 | 18/13 | 3/2 | 3/12 | 19/17 |
| Alabama | 40/26 | 34/40 | 74-66 | +8 | 28-60/24-57 | .467/.421 | 6-15/1-10 | .400/.100 | 12-15/17-24 | .800/.708 | 33/39 (6) | 9/7 | 13/15 | 1/1 | 8/9 | 22/17 |
| NO. 11 TENNESSEE | 36/43 | 49/47 | 85-90 | (5) | 31-65/31-64 | .477/.484 | 11-23/9-23 | .478/.391 | 12-19/19-25 | .632/.760 | 26/45 (19) | 16/24 | 10/19 | 2/5 | 11/6 | 20/13 |
| MISSOURI | 29/49 | 29/35 | 58-84 | (26) | 19-56/30-58 | .339/.517 | 7-23/11-24 | .304/.458 | 13-22/13-14 | .591/.929 | 25/40 (15) | 11/18 | 6/11 | 2/4 | 4/2 | 12/18 |
| Kentucky | 32/39 | 25/39 | 57-78 | (21) | 21-69/29-60 | .304/.483 | 11-36/7-19 | .306/.368 | 4-9/13-14 | .444/.929 | 31/44 (13) | 15/14 | 7/10 | 0/4 | 3/4 | 15/14 |
| LSU | 23/29 | 34/33 | 57-62 | (5) | 20-67/25-73 | .299/.342 | 4-24/2-12 | .167/.167 | 13-16/10-14 | .813/.714 | 46/50 (4) | 8/10 | 17/15 | 3/5 | 10/15 | 12/12 |
| #17 TEXAS A&M | 33/55 | 27/49 | 60-104 | (44) | 21-69/41-72 | .304/.569 | 6-27/9-14 | .222/.643 | 12-15/13-16 | .800/.813 | 28/48 (20) | 11/21 | 11/9 | 5/4 | 1/6 | 13/13 |

Note: Game totals are displayed in the format TEAM/OPPONENT for each category

PTS, REB, AST

| | | | | 01 | 03 | 04 | 10 | 12 | 13 | 14 | 20 | 21 | 22 | 24 | 30 |
|----------|----------|--------|---|----------|------------|-----------|------------|-----------|-----------|------------|------------|-----------|------------|-----------|-----------|
| Opponent | Date | Score | | NORTHROS | MONK,MALIC | SWENSON,K | WILLIAMS,K | MCCLURE,B | SPANGLER, | MASON,JAIL | STOUT,SYDN | COSPER,DE | ZIMMERMAN, | THOMAS,TA | WEAVER,MA |
| SHSU | 11/10/17 | 65-54 | w | 3-2-2 | 18-2-4 | 5-1-0 | 7-2-1 | DNP | 0-0-0 | 8-5-4 | 1-1-0 | 17-12-2 | 2-3-2 | 4-4-0 | 0-0-0 |
| SAM | 11/12/17 | 84-63 | w | 0-1-6 | 21-9-6 | 9-0-1 | 10-5-0 | DNP | 0-1-0 | 12-1-2 | 1-1-0 | 18-5-2 | 0-0-0 | 13-9-0 | 0-0-0 |
| at NEB | 11/16/17 | 69-80 | L | 3-4-0 | 22-3-6 | 3-3-0 | 6-11-1 | DNP | DNP | 8-5-2 | DNP | 21-4-0 | 1-0-0 | 5-11-1 | DNP |
| at ORU | 11/20/17 | 77-66 | w | 8-1-1 | 24-3-4 | 6-2-0 | 8-5-0 | DNP | DNP | 6-2-1 | DNP | 21-10-1 | 2-4-1 | 2-9-0 | DNP |
| at UTEPW | 11/24/17 | 61-64 | L | 7-2-3 | 10-2-5 | 6-2-0 | 1-1-0 | DNP | 0-0-0 | 8-4-2 | 0-0-0 | 22-5-0 | 4-3-2 | 1-4-0 | 2-3-1 |
| vs NMSU | 11/25/17 | 69-60 | w | 7-2-0 | 22-7-2 | 5-6-0 | 11-11-0 | DNP | DNP | 3-6-2 | DNP | 17-11-4 | 1-3-2 | 3-7-0 | DNP |
| ACU | 11/29/17 | 79-65 | w | 15-3-1 | 15-2-1 | 3-2-0 | 12-8-0 | DNP | 0-0-0 | 13-7-8 | 0-1-0 | 11-3-1 | 3-6-2 | 7-7-0 | 0-1-0 |
| at KU | 12/03/17 | 60-71 | L | 2-2-1 | 21-7-5 | 4-2-0 | 6-16-0 | DNP | 0-0-0 | 10-2-1 | DNP | 17-3-0 | 0-2-0 | 0-0-0 | 0-0-0 |
| CHA | 12/07/17 | 73-72 | w | 3-3-1 | 15-4-3 | 3-2-0 | 9-12-0 | DNP | DNP | 12-4-4 | DNP | 25-14-2 | 6-3-1 | 0-0-0 | 0-2-0 |
| TLS | 12/10/17 | 67-41 | w | 1-9-1 | 14-4-3 | 7-6-0 | 13-7-2 | DNP | 0-1-0 | 11-5-6 | 0-1-0 | 11-11-0 | 6-7-1 | 4-7-0 | 0-1-0 |
| UTA | 12/17/17 | 91-57 | w | 22-4-3 | 20-1-6 | 10-5-2 | 2-8-0 | DNP | 3-1-0 | 15-4-7 | 4-2-0 | 8-1-1 | 6-3-0 | 0-4-0 | 1-5-0 |
| at ASU | 12/21/17 | 43-89 | L | 8-1-1 | 12-2-2 | 2-3-1 | 3-4-0 | DNP | 0-1-0 | 6-4-1 | 0-0-0 | 8-1-1 | 2-4-1 | 2-3-0 | 0-1-0 |
| GRAMWBB | 12/28/17 | 79-62 | w | 14-4-0 | 10-2-10 | 8-2-2 | 12-16-0 | DNP | 0-0-0 | 8-7-1 | 0-1-1 | 16-4-3 | 0-0-0 | 8-2-1 | 3-3-0 |
| OM | 12/31/17 | 73-72 | w | 9-3-0 | 12-2-4 | 8-4-0 | 5-9-1 | DNP | DNP | 13-2-4 | DNP | 18-11-1 | 2-1-1 | 6-3-0 | DNP |
| at MS | 01/04/18 | 69-111 | L | 8-1-1 | 8-3-4 | 0-2-0 | 13-2-0 | 0-0-0 | 4-1-0 | 15-3-4 | 0-0-0 | 13-7-3 | 4-3-0 | 4-6-0 | 0-0-0 |
| UA | 01/07/18 | 76-83 | L | 2-0-2 | 21-4-1 | 9-0-0 | 6-7-0 | DNP | 0-0-0 | 12-6-0 | DNP | 24-13-4 | 0-2-2 | 2-4-0 | DNP |
| at UGA | 11/11/18 | 65-78 | L | 6-2-1 | 16-5-2 | 0-0-0 | 2-3-1 | DNP | DNP | 15-5-1 | DNP | 8-7-2 | 11-5-2 | 6-8-1 | 1-1-0 |
| at AU | 01/14/18 | 68-58 | w | 7-6-3 | 14-5-4 | 0-0-0 | 15-14-0 | DNP | DNP | 15-2-5 | DNP | 0-1-0 | 13-8-2 | 4-1-0 | DNP |
| UF | 01/18/18 | 51-65 | L | 6-6-1 | 23-8-4 | 7-4-1 | 8-4-0 | DNP | DNP | 5-6-1 | DNP | DNP | 0-3-1 | 2-6-0 | 0-0-0 |
| at MU-W | 01/21/18 | 54-88 | L | 6-4-2 | 11-3-2 | 5-4-1 | 14-7-0 | 0-0-0 | 0-0-0 | 14-3-1 | 0-1-0 | DNP | 2-3-2 | 2-3-2 | 0-3-0 |
| at SC | 01/25/18 | 42-90 | L | 0-2-0 | 12-2-0 | 6-4-0 | 0-4-0 | 0-0-0 | 0-0-0 | 10-2-1 | 0-0-1 | 3-1-2 | 2-2-1 | 2-6-0 | 7-2-0 |
| UK | 01/29/18 | 65-76 | L | 3-3-2 | 11-2-6 | 2-1-0 | 6-7-0 | DNP | DNP | 13-3-3 | 0-0-0 | 17-5-1 | 8-5-3 | 4-1-0 | 1-1-0 |
| at UA | 2/4/18 | 74-66 | w | 3-0-3 | 17-5-1 | 2-2-0 | 10-5-0 | DNP | DNP | 6-5-3 | DNP | 21-3-1 | 11-2-1 | 4-6-0 | DNP |
| UT | 02/08/18 | 85-90 | L | 0-1-4 | 25-1-5 | DNP | 9-10-0 | DNP | DNP | 11-3-5 | DNP | 29-3-0 | 6-3-2 | 5-3-0 | DNP |
| MU-W | 02/12/18 | 58-84 | L | 0-0-1 | 6-0-2 | 5-3-0 | 0-0-0 | 0-0-2 | 1-0-0 | 15-3-3 | 0-0-1 | 6-3-1 | 14-4-1 | 6-7-0 | 5-2-0 |
| at UK | 02/15/18 | 57-78 | L | 0-1-1 | 14-2-5 | 2-1-0 | 3-3-1 | 0-0-0 | 0-0-1 | 18-4-1 | 0-0-0 | 3-4-3 | 12-6-3 | 2-2-0 | 3-2-0 |
| LSU | 02/18/18 | 57-62 | L | 4-2-0 | 17-4-2 | 0-2-0 | 19-9-0 | DNP | DNP | 8-7-3 | DNP | 5-6-3 | 0-5-0 | 4-5-0 | DNP |
| TAMU | 02/22/18 | 60-104 | L | 8-3-1 | 13-1-6 | 2-0-0 | 4-3-0 | DNP | 0-0-0 | 15-2-3 | 0-1-0 | 10-2-0 | 3-2-1 | 2-6-0 | 3-3-0 |

THE LAST TIME A RAZORBACK TEAM ...

OFFENSE

| | |
|--|--|
| Scored 110+ | 110, vs. Providence (11/16/98) |
| Scored 100+ points at home | 101, Houston Baptist, 12-28-16 |
| Scored 100+ points on the road | 108, Baylor (3-6-91; SWC Tourn., Dallas, Texas) |
| Scored 90-99 points | 91 vs. UTA, 12-17-17 |
| Scored 90+ points at home | 101, Houston Baptist, 12-28-16 |
| Scored 90+ points on the road | 91, (91-80 Win in 3OT, 2-10-13, at Alabama) |
| Scored 80-89 points | 85, No. 11 Tennessee, 2-8-18 |
| Scored 80-89 points at home | 86, Mississippi Valley State (12-28-15) |
| Scored 80-89 points on the road | 88, Southeast Missouri (NM) (11-29-13) |
| Scored 70-79 points | 74, at Alabama, 2-4-18 |
| Scored 70-79 points at home | 73, Ole Miss, 12-31-17 |
| Scored 70-79 points on the road | 77 at Ole Miss, 1-31-13 |
| Scored 60-69 points | 60 vs. No. 17 Texas A&M (2-22-18) |
| Was held to 50-59 | 57, LSU, 2-18-18 |
| Was held to 49-40 | 42 at No. 9 South Carolina (1-25-18) |
| Was held to 39-20 | 32, at No. 2 South Carolina (1-3-16) |
| Was held to 20 or less | N/A |
| Made 30-39 field goals | 31, No. 11 Tennessee, 2-8-18 |
| Made 20-29 field goals | 21 vs. No. 17 Texas A&M (2-22-18) |
| Made 10-19 field goals | 19, No. 15 Missouri, 2-12-18 |
| Made 10 three-point field goals | 11, No. 11 Tennessee, 2-8-18 |
| Did not make a three point basket (began in 1986) | 0-10, at Mississippi State (L 44-47), 2-3-13 |
| Made 30 free throws | 38 at Florida (38-54); (2-22-04) |
| Made 15+ Free Throws | 18, Grambling State, 12-28-17 |
| Shot 40-49 or better from the field | 47.7% (31-65) No. 11 Tennessee, 2-8-18 |
| Shot 50-59 or better from the field | 52.1 (38-73), Houston Baptist, 12-28-16 |
| Shot 60 percent or better from the field | 600 (36-60) vs. Ole Miss (W, 93-52; 3-3-13) |
| Held to less than 40 percent from the field | 30.4% (21-69) vs. No. 17 Texas A&M (2-22-18) |
| Held to less than 30 percent from the field | 29.9% (20-67), LSU, 2-18-18 |
| Held to less than 20 percent from the field | 182 (10-55) vs. No. 6/7 Tennessee (1-8-12; L, 38-69) |
| Allowed opponent to shoot over 50% from the field | 516.9% (41-72) vs. No. 17 Texas A&M (2-22-18) |
| Held opponent to less than 40% from the field | 34.2% (25-73), LSU, 2-18-18 |
| Held opponent to less than 30% from the field | 23.2% (16-69), Tulsa, 12-10-17 |
| Held opponent to less than 20% from the field in a half: | 136 (3-22), First Half, Binghamton, 11-30-13 |
| | 200 (5-25), First Half, MVSU, 12-28-13 |
| | 200 (5-25), First Half, Grambling State, 12-29-14 |
| Had 20 or more assists in a game | 27, Houston Baptist, 12-28-16 |

DEFENSE

| | |
|---|---|
| Allowed 100 points | 104 vs. No. 17 Texas A&M (2-22-18) |
| Allowed 80-99 points | 84, No. 15 Missouri, 2-12-18 |
| Allowed 70-79 points | 78, at Kentucky, 2-15-18 |
| Allowed 69-60 points | 62, LSU, 2-18-18 |
| Held opponent to 59-50 points | 58, at Auburn, 1-14-18 |
| Held opponent to 40-49 points | 41, Tulsa, 12-10-17 |
| Held opponent to 39-30 | 36, Northwestern State, 12-18-16 |
| Held opponent under 45 points three cons. games | 45, SHSU (11-8-13, W 81-45); |
| | 33 ORU (11-13-13, W 91-33); 45, Furman (11-16-13, W, 74-45) |
| Held an SEC opponent under 50 points in 3 cons. games | 47, Auburn (1-29-15, W, 52-47); 42, |
| | Alabama (2-1-15, W, 53-42); |
| | #24/21 Georgia (2-9-15, W, 54-48) |
| Held opponent to 29 points or less | 23, Binghamton, 11-30-13 |
| Held an opponent under 15 points in a half | 13, Northwestern State, 12-18-16 |
| Held opponent under 15 field goals | 14, Houston Baptist, 12-28-16 |
| Held opponent under 15% from three-point distance | 14.3% (2-14), at Auburn, 1-14-18 |
| Had 70+ rebounds | 74, Mississippi Valley State (11-24-89) |
| Had 60-69 rebounds | 61, Tulsa, 12-10-17 |
| Had 50-59 rebounds | 55, vs. NMSU, 11-25-17 |
| Had five or more blocked shots in a game | 7, Ole Miss, 12-31-17 |
| Had 20 or more steals in a game | 20, ORU (11-13-13) |
| Had 15 or more steals in a game | 16, at Florida, 2-9-17 |
| Had 20 or more turnovers in a game | 23 at Arizona State, 12-21-17 |
| Forced 20-25 or more Turnovers in a game | 22 vs. UTA, 12-17-17 |

OTHER

| | |
|--|---|
| Won an overtime game | 91-80 Win in 3OT, 2-10-13, at Alabama |
| Lost an overtime game | Florida (71-66), 1-28-16 |
| Won a double overtime game | 73-72, vs. Florida (1-29-12) |
| Lost a double overtime game | N/A |
| Won a triple overtime game | 91-80 Win in 3OT, 2-10-13, at Alabama |
| Played consecutive overtime games | 1-24-16 at Auburn (lost); 1-28-16 vs Florida (lost) |
| Won a regular season tournament | Nugget Classic (Reno, Nev., Nov. 25-26, 2016) |
| Defeated a ranked team | 67-61, No. 13 Texas A&M, 1-7-16; 64-59, No. 13 Tenn., 1-14-16 |
| | 64-52, No. 24 Missouri, 1-17-16 |
| Defeated a ranked team on the road | 57-53, at #19/18 LSU, 2-23-14; 77-76, |
| | #17/16 Iowa (Las Vegas), 12-18-14 |
| All-time SEC win streak | 8 games (1-15-12: Auburn through 2-15-12: at Auburn) |
| All-time SEC home win streak | 5 games (1-15-12: Auburn through 2-9-12: S. Carolina) |

THE LAST TIME A RAZORBACK PLAYER ...

| | |
|---|--|
| Scored 20-24 points | 21, Devin Cosper at Alabama, 2-4-18 |
| Scored 25-29 points | 29, Devin Cosper, No. 11 Tennessee, 2-8-18 |
| | 25, Malica Monk, No. 11 Tennessee, 2-8-18 |
| Scored 30+ points | 34, Jessica Jackson, Houston Baptist, 12-28-16 |
| Scored 20+ points nine times in a season | Malica Monk, 2017-18 (Samford 21, Neb. 22, ORU 24, NMSU |
| | 22, KU 21, UTA 20, Ala. 21, FL 23, Tenn 25) |
| Double figures in 15 consecutive games (Season) | Jessica Jackson, 11/11/16, LSU 1-8-17 |
| Scored 23+ points in three consecutive games | Jessica Jackson (24 at Georgia 1-16-14, |
| | 31 vs. Ole Miss 1-19-14, 23 at Kentucky 1-26-14) |
| Three players scored double figures in 1 game | vs. No. 17 Texas A&M (2-22-18) (Monk, Mason, Cosper) |
| Four players scored double figures in 1 game | at Alabama, 2-4-18 (Cosper, Monk, Williams, Zimmerman) |
| Four players scored doubles figures for 4 cons. games | 12-6-12 - 12-21-12; vs. Kansas, Furman, MVSU, and NSU |
| Five players scored double figures in 1 game | Abilene Christian (11-29-17) |
| | (Monk, Cosper, Mason, Williams, Northcross-Baker) |
| Made 10+ field goals in a game | 10, Devin Cosper, No. 11 Tennessee, 2-8-18 |
| Attempted 15-19 field goals in a game | Devin Cosper (16) at Alabama, 2-4-18 |
| Attempted 20+ field goals in a game | 28, Malica Monk, Florida, 1-18-18 |
| Attempted 10 free throws in a game | 12, Malica Monk vs. UTA, 12-17-17 |
| Made 5 or more three-pointers in a game | 6, Devin Cosper, No. 11 Tennessee, 2-8-18 |
| Attempted 10+ three-pointers in a game | 10, Malica Monk, at Kentucky, 2-15-18 |
| Had 10-14 rebounds | 10, Kiara Williams, No. 11 Tennessee, 2-8-18 |
| Had 15+ rebounds | 16, Kiara Williams, Grambling State, 12-28-17 |
| Had 10 offensive rebounds - Records go back to 05-06 | 11, Melissa Wolff vs. New Orleans (1-30-15) |
| Had 10 defensive rebounds - Records go back to 05-06 | 13, Devin Cosper, Alabama, 1-7-18 |
| Had 10+ assists | 10, Malica Monk, Grambling State, 12-28-17 |
| Had 10+ assists in consecutive games | Jailyn Mason (11 vs. HBU, 12-28-16 and 10 at Ole Miss, 1-1-17) |
| | Calli Berna (11 vs. No. 10/8 KY 2/7/13 and 11 at UA 2/10/13) |
| Had 5+ blocks in a game | (3x) 5, Jessica Jackson (vs. ORU, 11-13-13); |
| | (No. 25 Vanderbilt, 2-20-14); (at Tulsa, 12-14-14) |
| Had 10 or more blocks in a game | 9, Robyn Irwin vs. SMSU, 12-19-88 (school record) |
| Had 5 or more steals in a game | 5, Malica Monk vs. NMSU, 11-25-17 |
| Had a double-double | Kiara Williams (15/14), at Auburn, 1-14-18 |
| Had a double-double in two straight games | 2017-18: Devin Cosper (25/14) Charlotte and (11/11) Tulsa |
| Had two players record a double-double | Kiara Williams (12 pts/16 reb) & |
| | Malica Monk (10 pts/10 reb), Grambling State, 12-28-17 |
| Had seven double-doubles in a season | Devin Cosper, 2017-18 |
| | (SHSU, ORU, NMSU, Char., Tulsa, OM, AL) |
| Had 10+ double-doubles in a season | 2006-07, Lauren Ervin (14) |
| Had a triple-double | 14 pts, 13 reb, 12 asts, C'eira Ricketts vs. Auburn (1-18-09) |



MIKE NEIGHBORS YEAR-BY-YEAR

| Year | School | Overall | Pct. | Conf. | Pct. | Conf. Finish |
|---------------|----------------|---------------|-------------|--------------|-------------|--------------|
| 2013-14 | Washington | 20-14 | .588 | 10-8 | .556 | 6/Pac-12 |
| 2014-15 | Washington | 23-10 | .697 | 11-7 | .611 | 5/Pac-12 |
| 2015-16 | Washington | 26-11 | .703 | 11-7 | .611 | 5/Pac-12 |
| 2016-17 | Washington | 29-6 | .829 | 15-3 | .833 | T2/Pac-12 |
| 2017-18 | Arkansas | 12-16 | .428 | 3-12 | .200 | TBA |
| Totals | 5 Years | 110-57 | .659 | 50-37 | .574 | |

NEIGHBORS 3-1 IN BWA BEFORE THIS YEAR

As the head coach of Bentonville (Ark.) HS, Mike Neighbors went 3-0 in Bud Walton Arena in the high school play-offs. In 1997, his Tiger team defeated Bryant, Mount St. Mary's and Jonesboro to reach the state finals in Pine Bluff, Ark.

The lone loss occurred when Neighbors was an assistant coach at Tulsa. The 13th-ranked Razorbacks defeated Tulsa, 66-49, that season.

OPEN MIKE

Want to get to know Mike Neighbors in his own words? Check out the links below for stories about Mike, his hire and his dream job at Arkansas.

| | |
|-------------------------|---|
| Mike's First 30 Days | http://bit.ly/First30 |
| Mike's Dream Job | http://bit.ly/MNDreamJob |
| Mike's Press Conference | http://bit.ly/PressConfVideo |

FROM ROOKIE NOD TO NAISMITH NOMINEE

In four short years Mike Neighbors went from a Spalding Maggie Dixon Division I Rookie Coach of the Year nominee in 2014, to a Naismith Women's College Coach of the Year national semifinalist in 2017.

Neighbors guided UW to an historic campaign in 2016-17 leading the Huskies to 27 wins, it's second most in program history, and he was just one shy of the all-time a school record set in 1990 (28).

Picked to place third in the Pac-12 in the preseason poll, UW tied for second in the league with a 15-3 record, it's best conference finish since 2003. The Huskies' 15 conference wins tied for third most in program history. Washington, who entered conference play with the program-best 12 non-conference wins, clinched its first-ever bye in the first round of the Pac-12 Tournament. Washington put together an 11-game win streak and a six-game win streak in Pac-12 play in 2016-17.

| | | |
|-----------------------|----|--|
| BENTONVILLE HS (HC) | 94 | |
| | 95 | |
| | 96 | |
| | 97 | |
| CABOT HS (HC) | 98 | |
| ARKANSAS (DIR OF OPS) | 99 | |
| | 00 | |
| TULSA (ASST) | 01 | |
| | 02 | |
| | 03 | |
| | 04 | |
| COLORADO (ASST) | 05 | |
| ARKANSAS (ASST) | 06 | |
| XAVIER (ASST) | 07 | |
| | 08 | |
| | 09 | |
| | 10 | |
| WASHINGTON (ASST) | 11 | |
| | 12 | |
| WASHINGTON (HC) | 13 | |
| | 14 | |
| | 15 | |
| | 16 | |
| ARKANSAS (HC) | 17 | |

COACHES COACHING AT ALMA MATER

| | |
|----------------|-----------------|
| Mike Neighbors | Arkansas, 1993 |
| Holly Warlick | Tennessee, 1981 |

A couple of other coaches have SEC ties. Joni Taylor is the head coach at Georgia and a 2002 graduate of Alabama. Matthew Mitchell is a 1995 graduate of Mississippi State and is the head coach at Kentucky. Nikki Fargas graduated from Tennessee in 1994 and is the head coach at LSU. Vic Schaefer is the head coach at Mississippi State and a 1984 graduate of Texas A&M.



NEIGHBORS BY THE NUMBERS

TOP 10 MOVIES

1. A Few Good Men
2. The Hunt For Red October
3. The Silence Of The Lambs
4. Hoosiers
5. Pretty Woman
6. Moneyball
7. Top Gun
8. JFK
9. The Lion King
10. Purple Rain

See the entire list here: <http://imdb.to/2royaEO>

He has 160 movies that are classified as 'thriller'. "Romance" is next with 152 followed by 69 "sport", 58 "mystery", and 32 "sci-fi".

TOP 10 SONGS

1. Sweet Child O' Mine (Guns N' Roses)
2. You Shook Me All Night Long (AC/DC)
3. Man In The Mirror (Michael Jackson)
4. Amarillo By Morning (George Strait)
5. Jessie's Girl (Rick Springfield)
6. Hysteria (Def Leppard)
7. Fishin' In The Dark (Nitty Gritty Dirt Band)
8. The Ballard of Curtis Loew (Lynyrd Skynyrd)
9. Wanted Dead Or Alive (Bon Jovi)
10. Let's Go Crazy (Prince)

TOP 10 TV SHOWS

1. West Wing (first three seasons)
2. The Wire
3. Breaking Bad
4. Seinfeld
5. The Newsroom
6. Prison Break
7. Arrested Development
8. Game of Thrones
9. The Sopranos
10. The Goldbergs

See the entire list here: <http://www.imdb.com/list/ls009377912/>

Neighbors has 16 comedies, 15 dramas and seven crime shows on the list.

MIKE NEIGHBORS DEVELOPS PLAYERS FOR THE NEXT LEVEL

Mike Neighbors has worked with 11 WNBA Draft Picks

| YEAR | UNIVERSITY | PLAYER | ROUND | OVERALL | TEAM NOTE |
|------|------------|------------------|-------|---------|-------------------------|
| 2017 | Washington | Kelsey Plum | 1 | 1 | San Antonio Spurs ! @ |
| | Washington | Chantel Osahor | 2 | 21 | Chicago Sky ! @ |
| 2016 | Washington | Talia Walton | 3 | 29 | Los Angeles Sparks ! @ |
| 2011 | Xavier | Amber Harris | 1 | 4 | Minnesota Lynx # |
| | Xavier | Ta'Shia Phillips | 1 | 8 | Atlanta Dream # |
| | TAMU/UAHS | Tanisha Smith | 2 | 22 | Seattle Storm # |
| | Colorado | Brittany Spears | 2 | 19 | Phoenix Mercury * |
| 2009 | Arkansas | Shameka Christon | 1 | 5 | New York Liberty # |
| 2008 | Arkansas | Lauren Ervin | 3 | 37 | Connecticut Sun # |
| 2006 | Tulsa | Megan Moody | - | - | Houston Comets |
| | | | | | Free Agent # |
| 2003 | Tulsa | Allison Curtin | 1 | 12 | Houston Comets ! # |
| | Arkansas | Dana Cherry | 2 | 23 | Traded to Detroit Shock |
| | | | | | Charlotte Sting |

*-Recruited but did not coach

!-At the school when player was drafted

@-Worked with player as a head coach

#-Worked with player as an assistant coach

\$-Worked with player as other (GA, etc)

FAST RISE TO ELITE RANKS

Mike Neighbors had a meteoric rise to the top as a head coach at Washington. In four seasons, he amassed 96 wins, had three NCAA Tournament appearances and reached the Final Four. Those accomplishments put him in some rare air.

FIRST FOUR YEARS AS A POWER FIVE HEAD COACH

| Coach | School | Wins | NCAA Apps. | NCAA Best |
|-----------------------|-------------------|-----------|------------|---------------------|
| Holly Warlick | Tennessee | 108 | 4 | Sweet 16 |
| Mike Neighbors | Washington | 98 | 3 | 1 Final Four |
| Jeff Walz | Louisville | 96 | 3 | 1 Final Four |
| Nikki Fargas | UCLA | 95 | 3 | 2nd Rnd |
| Vic Schaefer | Mississippi State | 90 | 2 | Sweet 16 |
| Karen Aston | Texas | 89 | 3 | 1 Elite 8 |
| Matthew Mitchell | Kentucky | 86 | 2 | 1 Elite 8 |
| Kevin McGuff | Xavier | 80 | 1 | 1 Elite 8 |
| Dawn Staley | South Carolina | 77 | 1 | - |
| Brenda Frese | Minn./Maryland | 72 | 2 | - |

BUILDING A FAN BASE

Mike Neighbors saw a 62.9% increase in attendance in his four seasons at Washington. Look for fan engagement to be a big part of future Razor-back programs as well.

COACHING TREE

| Coach | Years | Current Position |
|----------------|---------------|---------------------|
| Fred Castro | '14, '15, '16 | HC Eastern Michigan |
| Adia Barnes | '14, '15 | HC Arizona |
| Adam Call | '14 | AC Eastern Michigan |
| Morgan Valley | '16 | AC Arizona |
| Todd Schaefer | '16 | AC Arkansas |
| Jasmine Lister | '16 | AC DePaul |



WANT TO ASK SOME GOOD QUESTIONS?

1. He has had two heart attacks
2. He keeps a lot of lists
3. His lowest moment was he eureka moment
4. He plays guitar and has a band
5. He reads really fast
6. He is an analytics nerd
7. He is a bar-game prodigy

Sign up for Mike Neighbors' newsletter and listen to his podcasts at

CoachNeighbors.com





| Year | GP-GS | Min | Avg | Total | | | 3-Point | | | F-Throw | | | Rebounds | | | | PF | FO | Ast | TO | Blk | Stl | Pts | Avg |
|----------------------------|-------|-----|------|-------|-----|------|---------|-----|------|---------|-----|------|----------|-----|-----|-----|----|----|-----|----|-----|-----|-----|------|
| | | | | FG | FGA | Pct | FG | FGA | Pct | FT | FTA | Pct | Off | Def | Tot | Avg | | | | | | | | |
| 2015-16* | 26-14 | 69 | 2.7 | 97 | 229 | .424 | 58 | 149 | .389 | 21 | 33 | .636 | 47 | 39 | 86 | 3.3 | 6 | - | 46 | 32 | - | 58 | 273 | 10.5 |
| 2016-17* | 33-33 | 210 | 6.4 | 171 | 433 | .395 | 77 | 247 | .312 | 54 | 83 | .651 | 74 | 77 | 151 | 4.6 | 9 | - | 77 | 44 | 3 | 56 | 473 | 14.3 |
| Totals* | 59-47 | 279 | 4.7 | 268 | 662 | .405 | 135 | 396 | .341 | 75 | 116 | .647 | 121 | 116 | 237 | 4.0 | 15 | - | 123 | 76 | 3 | 114 | 746 | 12.6 |
| *At Chipola Junior College | | | | | | | | | | | | | | | | | | | | | | | | |
| 2017-18 | 28-1 | 537 | 19.2 | 51 | 169 | .302 | 31 | 116 | .267 | 22 | 33 | .667 | 28 | 44 | 72 | 2.6 | 42 | 1 | 42 | 27 | 4 | 17 | 155 | 5.5 |
| TOTAL | 28-1 | 537 | 19.2 | 51 | 169 | .302 | 31 | 116 | .267 | 22 | 33 | .667 | 28 | 44 | 72 | 2.6 | 42 | 1 | 42 | 27 | 4 | 17 | 155 | 5.5 |
| #Arkansas | | | | | | | | | | | | | | | | | | | | | | | | |



3

MALIKA MONKJunior | 5-5 | Guard | NLR, Arkansas
N. Little Rock HS**CAREER HIGHS**

| | | | |
|---------------|----|--------------|-----------|
| Points | 25 | No. 11 Tenn. | 2-8-18 |
| FG Made | 9 | No. 11 Tenn. | 2-8-18* |
| FG Att. | 28 | Florida | 1-18-18 |
| 3P Made | 4 | at Kentucky | 2-15-18* |
| 3P Att. | 10 | at Kentucky | 2-15-18 |
| FT Made | 12 | UTA | 12-17-17 |
| FT Att. | 12 | UTA | 12-17-17 |
| Off. Rebounds | 3 | NMSU | 11-15-17* |
| Def. Rebounds | 8 | Samford | 11-12-17 |
| Rebounds | 9 | Samford | 11-12-17 |
| Assists | 10 | Grambling | 12-18-17 |
| Blocks | 3 | LSU | 1-8-17 |
| Steals | 6 | Kentucky | 2-16-17* |
| Minutes | 40 | at Auburn | 1-14-18 |

SEASON HIGHS

| | | | |
|---------------|----|--------------|-----------|
| Points | 25 | No. 11 Tenn. | 2-8-18 |
| FG Made | 9 | No. 11 Tenn. | 2-8-18* |
| FG Att. | 28 | Florida | 1-18-18 |
| 3P Made | 4 | at Kentucky | 2-15-18 |
| 3P Att. | 10 | at Kentucky | 2-15-18 |
| FT Made | 12 | UTA | 12-17-17 |
| FT Att. | 12 | UTA | 12-17-17 |
| Off. Rebounds | 3 | Alabama | 1-7-18* |
| Def. Rebounds | 8 | Samford | 11-12-17 |
| Rebounds | 9 | Samford | 11-12-17 |
| Assists | 10 | Grambling | 12-18-17 |
| Blocks | 1 | NMSU | 11-25-17 |
| Steals | 4 | NMSU | 11-15-17* |
| Minutes | 40 | at Auburn | 1-14-18 |

*Most Recent

2017-18 GAME-BY-GAME STATS

| | | | | Total | | 3-Pointers | | Free throws | | Rebounds | | | | | | | | | | | |
|---------------------------|----------|----|-----|--------|---------|------------|--------|-------------|---------|----------|-----|-----|-----|-----|----|-----|-----|-----|-----|------|------|
| Opponent | Date | gs | min | fg-fga | pct | 3fg-fga | pct | ft-fa | pct | off | def | tot | avg | pf | a | t/o | blk | stl | pts | avg | |
| SHSU | 11/10/17 | * | 33 | 7-13 | .538 | 1-4 | .250 | 3-4 | .750 | 0 | 2 | 2 | 2.0 | 2 | 4 | 1 | 0 | 1 | 18 | 18.0 | |
| SAMFORD | 11/12/17 | * | 37 | 6-14 | .429 | 2-3 | .667 | 7-7 | 1.000 | 1 | 8 | 9 | 5.5 | 2 | 6 | 1 | 0 | 2 | 21 | 19.5 | |
| at Nebraska | 11/16/17 | * | 37 | 9-19 | .474 | 1-4 | .250 | 3-3 | 1.000 | 0 | 3 | 3 | 4.7 | 5 | 6 | 2 | 0 | 3 | 22 | 20.3 | |
| at Oral Roberts | 11/20/17 | * | 32 | 9-16 | .563 | 1-3 | .333 | 5-6 | .833 | 0 | 3 | 3 | 4.3 | 1 | 4 | 1 | 0 | 1 | 24 | 21.3 | |
| at UTEP | 11/24/17 | * | 36 | 3-15 | .200 | 1-6 | .167 | 3-3 | 1.000 | 0 | 2 | 2 | 3.8 | 2 | 5 | 1 | 0 | 3 | 10 | 19.0 | |
| vs NM State | 11/25/17 | * | 38 | 9-17 | .529 | 1-4 | .250 | 3-7 | .429 | 3 | 4 | 7 | 4.3 | 0 | 2 | 5 | 1 | 4 | 22 | 19.5 | |
| ACU | 11/29/17 | * | 29 | 5-14 | .357 | 1-2 | .500 | 4-6 | .667 | 0 | 2 | 2 | 4.0 | 2 | 1 | 2 | 0 | 1 | 15 | 18.9 | |
| at Kansas | 12/03/17 | * | 32 | 8-20 | .400 | 1-3 | .333 | 4-4 | 1.000 | 3 | 4 | 7 | 4.4 | 4 | 5 | 3 | 0 | 0 | 21 | 19.1 | |
| CHARLOTTE | 12/07/17 | * | 38 | 6-18 | .333 | 2-6 | .333 | 1-2 | .500 | 1 | 3 | 4 | 4.3 | 4 | 3 | 1 | 0 | 3 | 15 | 18.7 | |
| TULSA | 12/10/17 | * | 25 | 4-10 | .400 | 2-4 | .500 | 4-4 | 1.000 | 1 | 3 | 4 | 4.3 | 2 | 3 | 3 | 0 | 1 | 14 | 18.2 | |
| UT-ARLINGTON | 12/17/17 | * | 31 | 4-11 | .364 | 0-2 | .000 | 12-12 | 1.000 | 0 | 1 | 1 | 4.0 | 1 | 6 | 3 | 0 | 1 | 20 | 18.4 | |
| at Arizona State | 12/21/17 | * | 30 | 5-19 | .263 | 0-4 | .000 | 2-2 | 1.000 | 0 | 2 | 2 | 3.8 | 1 | 2 | 2 | 0 | 1 | 12 | 17.8 | |
| GRAMBLING | 12/28/17 | * | 35 | 2-7 | .286 | 0-1 | .000 | 6-8 | .750 | 1 | 1 | 2 | 3.7 | 1 | 10 | 6 | 1 | 3 | 10 | 17.2 | |
| OLE MISS | 12/31/17 | * | 39 | 4-13 | .308 | 0-3 | .000 | 4-8 | .500 | 1 | 1 | 2 | 3.6 | 1 | 4 | 3 | 0 | 1 | 12 | 16.9 | |
| at #5/3 Mississippi State | 01/04/18 | * | 29 | 3-16 | .188 | 0-1 | .000 | 2-4 | .500 | 0 | 3 | 3 | 3.5 | 3 | 4 | 1 | 1 | 2 | 8 | 16.3 | |
| ALABAMA | 01/07/18 | * | 33 | 8-17 | .471 | 1-2 | .500 | 4-7 | .571 | 3 | 1 | 4 | 3.6 | 4 | 1 | 6 | 0 | 0 | 21 | 16.6 | |
| at Georgia | 1/11/18 | * | 35 | 4-18 | .222 | 0-2 | .000 | 8-11 | .727 | 0 | 5 | 5 | 3.6 | 3 | 2 | 3 | 1 | 2 | 16 | 16.5 | |
| at Auburn | 01/14/18 | * | 40 | 4-13 | .308 | 2-6 | .333 | 4-4 | 1.000 | 1 | 4 | 5 | 3.7 | 4 | 4 | 0 | 0 | 1 | 14 | 16.4 | |
| FLORIDA | 01/18/18 | * | 39 | 9-28 | .321 | 1-5 | .200 | 4-4 | 1.000 | 2 | 6 | 8 | 3.9 | 3 | 4 | 2 | 0 | 0 | 23 | 16.7 | |
| at Missouri | 01/21/18 | * | 31 | 4-12 | .333 | 3-6 | .500 | 0-2 | .000 | 0 | 3 | 3 | 3.9 | 2 | 2 | 2 | 0 | 0 | 11 | 16.5 | |
| at #9/7 South Carolina | 01/25/18 | * | 27 | 6-20 | .300 | 0-0 | .000 | 0-0 | .000 | 2 | 0 | 2 | 3.8 | 3 | 0 | 1 | 0 | 1 | 12 | 16.2 | |
| KENTUCKY | 01/29/18 | * | 35 | 2-10 | .200 | 1-6 | .167 | 6-6 | 1.000 | 0 | 2 | 2 | 3.7 | 3 | 6 | 2 | 1 | 0 | 11 | 16.0 | |
| at Alabama | 2/4/18 | * | 37 | 5-12 | .417 | 2-3 | .667 | 5-5 | 1.000 | 0 | 5 | 5 | 3.8 | 4 | 1 | 4 | 0 | 4 | 17 | 16.0 | |
| NO. 11 TENNESSEE | 02/08/18 | * | 39 | 9-21 | .429 | 4-4 | 1.000 | 3-4 | .750 | 0 | 1 | 1 | 3.7 | 1 | 5 | 4 | 0 | 2 | 25 | 16.4 | |
| MISSOURI | 02/12/18 | * | 28 | 3-9 | .333 | 0-3 | .000 | 0-1 | .000 | 0 | 0 | 0 | 3.5 | 0 | 2 | 0 | 1 | 1 | 6 | 16.0 | |
| at Kentucky | 02/15/18 | * | 35 | 5-17 | .294 | 4-10 | .400 | 0-0 | .000 | 0 | 2 | 2 | 3.5 | 2 | 5 | 1 | 0 | 0 | 14 | 15.9 | |
| LSU | 02/18/18 | * | 37 | 6-20 | .300 | 2-7 | .286 | 3-4 | .750 | 2 | 2 | 4 | 3.5 | 1 | 2 | 4 | 0 | 1 | 17 | 16.0 | |
| #17 TEXAS A&M | 02/22/18 | * | 33 | 3-12 | .250 | 0-2 | .000 | 7-9 | .778 | 0 | 1 | 1 | 3.4 | 1 | 6 | 2 | 0 | 1 | 13 | 15.9 | |
| Totals | | | 28 | 950 | 152-431 | .353 | 33-106 | .311 | 107-137 | .781 | 21 | 74 | 95 | 3.4 | 62 | 105 | 66 | 6 | 43 | 444 | 15.9 |

Games played: 28
Minutes/game: 33.9
Points/game: 15.9
FG Pct: 35.3
3FG Pct: 31.1
FT Pct: 78.1Rebounds/game: 3.4
Assists/game: 3.8
Turnovers/game: 2.4
Assist/turnover ratio: 1.6
Steals/game: 1.5
Blocks/game: 0.2**NOTES**

- » University of Arkansas Athletic Department Academic Honor Roll: Fall, 2017
- » 14 points, seven assists and just one turnover in exhibition game
- » Fourteen consecutive games with double figure scoring - snapped at No. 5/3 Mississippi State.
- » Twenty-six games in double figure scoring this season.
- » Nine games with 20+ points including a career-best 25 points against No. 11 Tennessee.
- » Named CollegeSportsMadness.com's SEC Player of the Week (11.13.17).
- » Had 13 points in the fourth quarter at ORU.
- » Led team in scoring nine games.
- » Nine games with 5+ assists this year. Had four all of last year.
- » Career-best 10 assists and her first career double-double with 10 points and 10 assists versus Grambling State.
- » Perfect from the line in 10 games including a career-best 12-for-12 against UTA.

CAREER STATS

| Year | GP-GS | Min | Avg | Total | | | 3-Point | | | F-Throw | | | Rebounds | | | | PF | FO | Ast | TO | Blk | Stl | Pts | Avg |
|---------|-------|------|------|-------|-----|------|---------|-----|------|---------|-----|------|----------|-----|-----|-----|-----|----|-----|-----|-----|-----|-----|------|
| | | | | FG | FGA | Pct | FG | FGA | Pct | FT | FTA | Pct | Off | Def | Tot | Avg | | | | | | | | |
| 2015-16 | 27-5 | 461 | 17.1 | 48 | 136 | .353 | 2 | 10 | .200 | 12 | 19 | .632 | 6 | 23 | 29 | 1.1 | 60 | 2 | 47 | 44 | 5 | 23 | 110 | 4.1 |
| 2016-17 | 27-27 | 842 | 31.2 | 96 | 230 | .417 | 7 | 25 | .280 | 48 | 71 | .676 | 29 | 52 | 81 | 3.0 | 79 | 2 | 83 | 59 | 7 | 62 | 247 | 9.1 |
| 2017-18 | 28-28 | 950 | 33.9 | 152 | 431 | .353 | 33 | 106 | .311 | 107 | 137 | .781 | 21 | 74 | 95 | 3.4 | 62 | 1 | 105 | 66 | 6 | 43 | 444 | 15.9 |
| TOTAL | 82-60 | 2253 | 27.5 | 296 | 797 | .371 | 42 | 141 | .298 | 167 | 227 | .736 | 56 | 149 | 205 | 2.5 | 201 | 5 | 235 | 169 | 18 | 128 | 801 | 9.8 |



4

KEIRYN SWENSON

Junior | 6-1 | Forward | Wichita, Kansas
Maize HS

CAREER HIGHS

| | | | |
|--------|----|-------------|-----------|
| Points | 23 | vs. HBU | 12-28-16 |
| FGM | 7 | vs. Navy | 11-26-16 |
| FGA | 13 | at Ole Miss | 1-1-17 |
| 3PM | 4 | at Ole Miss | 1-1-17 |
| 3PA | 9 | at Ole Miss | 1-1-17 |
| FTM | 8 | vs. HBU | 12-28-16 |
| FTA | 9 | vs. HBU | 12-28-16 |
| OREB | 5 | at Alabama | 1-15-17* |
| DREB | 6 | vs. NSU | 12-18-15* |
| REB | 9 | at Alabama | 1-15-17* |
| AST | 2 | Grambling | 12-18-17* |
| BLK | 2 | vs. SHSU | 11-10-17* |
| STL | 2 | UTEP | 11-24-17* |
| MIN | 37 | at Ole Miss | 1-1-17 |

SEASON HIGHS

| | | | |
|---------------|----|----------------|-----------|
| Points | 10 | UTA | 12-17-17 |
| FG Made | 4 | UTA | 12-17-17 |
| FG Att. | 9 | at Missouri | 1-21-18 |
| 3P Made | 3 | Alabama | 1-7-18* |
| 3P Att. | 6 | Ole Miss | 12-31-17* |
| FT Made | 3 | at S. Carolina | 1-25-18 |
| FT Att. | 5 | at S. Carolina | 1-25-18 |
| Off. Rebounds | 3 | Ole Miss | 12-31-17 |
| Def. Rebounds | 4 | UTA | 12-17-17* |
| Rebounds | 6 | Tulsa | 12-10-17* |
| Assists | 2 | Grambling | 12-18-17* |
| Blocks | 2 | SHSU | 11-10-17 |
| Steals | 2 | UTEP | 11-24-17 |
| Minutes | 26 | Florida | 1-18-18 |

*Most Recent

2017-18 GAME-BY-GAME STATS

| Opponent | Date | gs | min | Total | | 3-Pointers | | Free throws | | Rebounds | | | | pf | a | t/o | blk | stl | pts | avg |
|---------------------------|----------|-----|-----|--------|------|------------|------|-------------|-------|----------|-----|-----|-----|----|---|-----|-----|-----|-----|-----|
| | | | | fg-fga | pct | 3fg-fga | pct | ft-fa | pct | off | def | tot | avg | | | | | | | |
| SHSU | 11/10/17 | 18 | | 2-8 | .250 | 1-4 | .250 | 0-0 | .000 | 0 | 1 | 1 | 1.0 | 1 | 0 | 0 | 2 | 0 | 5 | 5.0 |
| SAMFORD | 11/12/17 | 13 | | 3-5 | .600 | 3-4 | .750 | 0-0 | .000 | 0 | 0 | 0 | 0.5 | 3 | 1 | 0 | 0 | 0 | 9 | 7.0 |
| at Nebraska | 11/16/17 | 17 | | 1-5 | .200 | 1-5 | .200 | 0-0 | .000 | 1 | 2 | 3 | 1.3 | 2 | 0 | 0 | 0 | 0 | 3 | 5.7 |
| at Oral Roberts | 11/20/17 | 15 | | 2-3 | .667 | 1-2 | .500 | 1-2 | .500 | 0 | 2 | 2 | 1.5 | 2 | 0 | 1 | 0 | 1 | 6 | 5.8 |
| at UTEP | 11/24/17 | 16 | | 2-7 | .286 | 2-6 | .333 | 0-2 | .000 | 1 | 1 | 2 | 1.6 | 0 | 0 | 1 | 0 | 2 | 6 | 5.8 |
| vs NM State | 11/25/17 | 14 | | 2-5 | .400 | 1-4 | .250 | 0-0 | .000 | 2 | 4 | 6 | 2.3 | 1 | 0 | 4 | 0 | 0 | 5 | 5.7 |
| ACU | 11/29/17 | 17 | | 1-3 | .333 | 1-2 | .500 | 0-0 | .000 | 1 | 1 | 2 | 2.3 | 0 | 0 | 1 | 0 | 1 | 3 | 5.3 |
| at Kansas | 12/03/17 | 18 | | 1-3 | .333 | 1-3 | .333 | 1-2 | .500 | 0 | 2 | 2 | 2.3 | 1 | 0 | 1 | 1 | 0 | 4 | 5.1 |
| CHARLOTTE | 12/07/17 | 13 | | 1-5 | .200 | 1-4 | .250 | 0-0 | .000 | 0 | 2 | 2 | 2.2 | 2 | 0 | 0 | 0 | 0 | 3 | 4.9 |
| TULSA | 12/10/17 | 21 | | 2-7 | .286 | 1-5 | .200 | 2-2 | 1.000 | 2 | 4 | 6 | 2.6 | 0 | 0 | 0 | 1 | 0 | 7 | 5.1 |
| UT-ARLINGTON | 12/17/17 | 17 | | 4-8 | .500 | 2-4 | .500 | 0-0 | .000 | 1 | 4 | 5 | 2.8 | 1 | 2 | 2 | 0 | 0 | 10 | 5.5 |
| at Arizona State | 12/21/17 | 15 | | 1-3 | .333 | 0-1 | .000 | 0-0 | .000 | 2 | 1 | 3 | 2.8 | 0 | 1 | 3 | 1 | 0 | 2 | 5.3 |
| GRAMBLING | 12/28/17 | 24 | | 2-3 | .667 | 2-3 | .667 | 2-2 | 1.000 | 0 | 2 | 2 | 2.8 | 2 | 2 | 0 | 0 | 0 | 8 | 5.5 |
| OLE MISS | 12/31/17 | 12 | | 3-8 | .375 | 1-6 | .167 | 1-1 | 1.000 | 3 | 1 | 4 | 2.9 | 1 | 0 | 2 | 1 | 0 | 8 | 5.6 |
| at #5/3 Mississippi State | 01/04/18 | 15 | | 0-0 | .000 | 0-0 | .000 | 0-0 | .000 | 1 | 1 | 2 | 2.8 | 1 | 0 | 1 | 0 | 0 | 0 | 5.3 |
| ALABAMA | 01/07/18 | 12 | | 3-4 | .750 | 3-4 | .750 | 0-0 | .000 | 0 | 0 | 0 | 2.6 | 3 | 0 | 0 | 1 | 0 | 9 | 5.5 |
| at Georgia | 1/11/18 | 6 | | 0-2 | .000 | 0-2 | .000 | 0-0 | .000 | 0 | 0 | 0 | 2.5 | 0 | 0 | 1 | 0 | 0 | 0 | 5.2 |
| at Auburn | 01/14/18 | 11 | | 0-2 | .000 | 0-2 | .000 | 0-0 | .000 | 0 | 0 | 0 | 2.3 | 1 | 0 | 0 | 0 | 0 | 0 | 4.9 |
| FLORIDA | 01/18/18 | 26 | | 3-6 | .500 | 1-4 | .250 | 0-0 | .000 | 1 | 3 | 4 | 2.4 | 1 | 1 | 1 | 1 | 1 | 7 | 5.0 |
| at Missouri | 01/21/18 | 22 | | 2-9 | .222 | 1-5 | .200 | 0-0 | .000 | 1 | 3 | 4 | 2.5 | 1 | 1 | 0 | 0 | 0 | 5 | 5.0 |
| at #9/7 South Carolina | 01/25/18 | 17 | | 1-8 | .125 | 1-5 | .200 | 3-5 | .600 | 1 | 3 | 4 | 2.6 | 1 | 0 | 1 | 1 | 0 | 6 | 5.0 |
| KENTUCKY | 01/29/18 | 10 | | 1-3 | .333 | 0-2 | .000 | 0-0 | .000 | 0 | 1 | 1 | 2.5 | 0 | 0 | 2 | 0 | 0 | 2 | 4.9 |
| at Alabama | 2/4/18 | 4 | | 0-1 | .000 | 0-1 | .000 | 2-2 | 1.000 | 1 | 1 | 2 | 2.5 | 0 | 0 | 0 | 0 | 0 | 2 | 4.8 |
| NO. 11 TENNESSEE | 02/08/18 | dnp | | - | - | - | - | - | - | - | - | - | - | - | - | - | - | - | - | - |
| MISSOURI | 02/12/18 | 12 | | 1-3 | .333 | 1-2 | .500 | 2-2 | 1.000 | 2 | 1 | 3 | 2.5 | 0 | 0 | 0 | 0 | 0 | 5 | 4.8 |
| at Kentucky | 02/15/18 | 13 | | 1-4 | .250 | 0-3 | .000 | 0-0 | .000 | 1 | 0 | 1 | 2.4 | 1 | 0 | 0 | 0 | 0 | 2 | 4.7 |
| LSU | 02/18/18 | 4 | | 0-2 | .000 | 0-1 | .000 | 0-0 | .000 | 2 | 0 | 2 | 2.4 | 0 | 0 | 3 | 0 | 0 | 0 | 4.5 |
| #17 TEXAS A&M | 02/22/18 | 16 | | 1-5 | .200 | 0-3 | .000 | 0-0 | .000 | 0 | 0 | 0 | 2.3 | 1 | 0 | 1 | 1 | 0 | 2 | 4.4 |
| Totals | | 0 | 398 | 40-122 | .328 | 25-87 | .287 | 14-20 | .700 | 23 | 40 | 63 | 2.3 | 26 | 8 | 25 | 10 | 5 | 119 | 4.4 |

Games played: 27
Minutes/game: 14.7
Points/game: 4.4
FG Pct: 32.8
3FG Pct: 28.7
FT Pct: 70.0

Rebounds/game: 2.3
Assists/game: 0.3
Turnovers/game: 0.9
Assist/turnover ratio: 0.3
Steals/game: 0.2
Blocks/game: 0.4

NOTES

- » Saw a 206.4% increase in scoring between freshman and sophomore seasons (78 vs. 239 points).
- » **SEC Winter Academic Honor Roll** (2016-17).
- » **SEC First-Year Academic Honor Roll** (2015-16).
- » **SEC Community Service Team** (2017-18).
- » **CoSIDA Academic All-District First-Team selection** (2017-18).
- » **University of Arkansas Athletic Department Academic Champion (4.0):** Fall, 2017
- » At least one 3-pointer in her first 11 games this year and in 18 games this season.
- » Season-best 10 points on 4-for-8 shooting against UTA.

CAREER STATS

| Year | GP-GS | Min | Avg | Total | | | 3-Point | | | F-Throw | | | Rebounds | | | | PF | FO | Ast | TO | Blk | Stl | Pts | Avg |
|---------|-------|------|------|-------|-----|------|---------|-----|------|---------|-----|------|----------|-----|-----|-----|-----|----|-----|----|-----|-----|-----|-----|
| | | | | FG | FGA | Pct | FG | FGA | Pct | FT | FTA | Pct | Off | Def | Tot | Avg | | | | | | | | |
| 2015-16 | 29-1 | 373 | 12.9 | 27 | 84 | .321 | 5 | 21 | .238 | 19 | 27 | .704 | 34 | 34 | 68 | 2.3 | 26 | 0 | 7 | 15 | 4 | 10 | 78 | 2.7 |
| 2016-17 | 30-11 | 709 | 23.6 | 89 | 179 | .497 | 31 | 71 | .437 | 30 | 39 | .769 | 53 | 71 | 124 | 4.1 | 56 | 0 | 15 | 28 | 17 | 16 | 239 | 8.0 |
| 2017-18 | 27-0 | 398 | 14.7 | 40 | 122 | .328 | 25 | 87 | .287 | 14 | 20 | .700 | 23 | 40 | 63 | 2.3 | 26 | 0 | 8 | 25 | 10 | 5 | 119 | 4.4 |
| TOTAL | 86-12 | 1480 | 17.2 | 156 | 385 | .405 | 61 | 179 | .341 | 63 | 86 | .733 | 110 | 145 | 255 | 3.0 | 108 | 0 | 30 | 68 | 31 | 31 | 436 | 5.1 |



10

KIARA WILLIAMSSophomore | 6-1 | Forward | LR, Arkansas
Little Rock HS**CAREER HIGHS**

| | | | |
|--------|----|-------------|-----------|
| Points | 19 | LSU | 2-20-18 |
| FGM | 7 | at Auburn | 1-14-18 |
| FGA | 11 | NMSU | 11-25-17 |
| 3PM | 1 | #5 Miss St. | 1-4-18 |
| 3PA | 1 | #5 Miss St. | 1-4-18 |
| FTM | 7 | LSU | 2-20-18 |
| FTA | 11 | Charlotte | 12-6-17 |
| OREB | 8 | Grambling | 12-18-17* |
| DREB | 11 | at Kansas | 12-3-17 |
| REB | 16 | Grambling | 12-18-17* |
| AST | 2 | Florida | 1-18-18* |
| BLK | 4 | Ole Miss | 12-31-17* |
| STL | 4 | Charlotte | 12-6-17 |
| MIN | 30 | LSU | 2-20-18 |

SEASON HIGHS

| | | | |
|---------------|----|-------------|-----------|
| Points | 19 | LSU | 2-20-18 |
| FG Made | 7 | at Auburn | 1-14-18 |
| FG Att. | 11 | NMSU | 11-25-17 |
| 3P Made | 1 | #5 Miss St. | 1-4-18 |
| 3P Att. | 1 | #5 Miss St. | 1-4-18 |
| FT Made | 7 | LSU | 2-20-18 |
| FT Att. | 11 | Charlotte | 12-6-17 |
| Off. Rebounds | 8 | Grambling | 12-18-17* |
| Def. Rebounds | 11 | at Kansas | 12-3-17 |
| Rebounds | 16 | Grambling | 12-18-17* |
| Assists | 2 | Florida | 1-18-18* |
| Blocks | 4 | Ole Miss | 12-31-17* |
| Steals | 4 | Charlotte | 12-6-17 |
| Minutes | 30 | LSU | 2-20-18 |

*Most Recent

2017-18 GAME-BY-GAME STATS


| Opponent | Date | gs | min | Total | | 3-Pointers | | Free throws | | Rebounds | | | | pf | a | t/o | blk | stl | pts | avg | |
|---------------------------|----------|----|-----|--------|--------|------------|-------|-------------|-------|----------|-----|-----|-----|-----|----|-----|-----|-----|-----|-----|-----|
| | | | | fg-fga | pct | 3fg-fga | pct | ft-fa | pct | off | def | tot | avg | | | | | | | | |
| SHSU | 11/10/17 | * | 17 | 3-4 | .750 | 0-0 | .000 | 1-1 | 1.000 | 0 | 2 | 2 | 2.0 | 1 | 1 | 0 | 0 | 7 | 7.0 | | |
| SAMFORD | 11/12/17 | * | 19 | 5-7 | .714 | 0-0 | .000 | 0-0 | .000 | 1 | 4 | 5 | 3.5 | 1 | 0 | 0 | 4 | 2 | 10 | 8.5 | |
| at Nebraska | 11/16/17 | * | 20 | 3-6 | .500 | 0-0 | .000 | 0-0 | .000 | 6 | 5 | 11 | 6.0 | 4 | 1 | 2 | 2 | 1 | 6 | 7.7 | |
| at Oral Roberts | 11/20/17 | * | 17 | 3-7 | .429 | 0-0 | .000 | 2-2 | 1.000 | 3 | 2 | 5 | 5.8 | 4 | 0 | 1 | 0 | 1 | 8 | 7.8 | |
| at UTEP | 11/24/17 | * | 8 | 0-2 | .000 | 0-0 | .000 | 1-2 | .500 | 1 | 0 | 1 | 4.8 | 3 | 0 | 1 | 0 | 1 | 1 | 6.4 | |
| vs NM State | 11/25/17 | * | 25 | 5-11 | .455 | 0-0 | .000 | 1-3 | .333 | 4 | 7 | 11 | 5.8 | 2 | 0 | 3 | 0 | 2 | 11 | 7.2 | |
| ACU | 11/29/17 | * | 20 | 4-6 | .667 | 0-0 | .000 | 4-5 | .800 | 5 | 3 | 8 | 6.1 | 0 | 0 | 0 | 1 | 3 | 12 | 7.9 | |
| at Kansas | 12/03/17 | * | 28 | 3-6 | .500 | 0-0 | .000 | 0-1 | .000 | 5 | 11 | 16 | 7.4 | 3 | 0 | 4 | 2 | 0 | 6 | 7.6 | |
| CHARLOTTE | 12/07/17 | * | 29 | 3-8 | .375 | 0-0 | .000 | 3-11 | .273 | 8 | 4 | 12 | 7.9 | 3 | 0 | 0 | 3 | 4 | 9 | 7.8 | |
| TULSA | 12/10/17 | * | 17 | 6-9 | .667 | 0-0 | .000 | 1-4 | .250 | 4 | 3 | 7 | 7.8 | 2 | 2 | 0 | 2 | 0 | 13 | 8.3 | |
| UT-ARLINGTON | 12/17/17 | * | 22 | 1-3 | .333 | 0-0 | .000 | 0-0 | .000 | 3 | 5 | 8 | 7.8 | 4 | 0 | 0 | 1 | 2 | 2 | 7.7 | |
| at Arizona State | 12/21/17 | * | 16 | 0-2 | .000 | 0-0 | .000 | 3-4 | .750 | 0 | 4 | 4 | 7.5 | 1 | 0 | 1 | 1 | 0 | 3 | 7.3 | |
| GRAMBLING | 12/28/17 | * | 22 | 4-10 | .400 | 0-0 | .000 | 4-8 | .500 | 8 | 8 | 16 | 8.2 | 1 | 0 | 0 | 0 | 1 | 12 | 7.7 | |
| OLE MISS | 12/31/17 | * | 23 | 1-5 | .200 | 0-0 | .000 | 3-4 | .750 | 2 | 7 | 9 | 8.2 | 5 | 1 | 0 | 4 | 1 | 5 | 7.5 | |
| at #5/3 Mississippi State | 01/04/18 | * | 20 | 5-5 | 1.000 | 1-1 | 1.000 | 2-2 | 1.000 | 0 | 2 | 2 | 7.8 | 1 | 0 | 3 | 1 | 0 | 13 | 7.9 | |
| ALABAMA | 01/07/18 | * | 21 | 3-10 | .300 | 0-0 | .000 | 0-0 | .000 | 1 | 6 | 7 | 7.8 | 1 | 0 | 2 | 0 | 2 | 6 | 7.8 | |
| at Georgia | 1/11/18 | * | 7 | 1-4 | .250 | 0-0 | .000 | 0-0 | .000 | 2 | 1 | 3 | 7.5 | 2 | 1 | 0 | 0 | 0 | 2 | 7.4 | |
| at Auburn | 01/14/18 | * | 27 | 7-9 | .778 | 0-0 | .000 | 1-3 | .333 | 7 | 7 | 14 | 7.8 | 2 | 0 | 0 | 0 | 1 | 15 | 7.8 | |
| FLORIDA | 01/18/18 | * | 17 | 4-6 | .667 | 0-0 | .000 | 0-0 | .000 | 1 | 3 | 4 | 7.6 | 1 | 0 | 2 | 1 | 0 | 8 | 7.8 | |
| at Missouri | 01/21/18 | * | 20 | 6-10 | .600 | 0-0 | .000 | 2-3 | .667 | 3 | 4 | 7 | 7.6 | 4 | 0 | 0 | 0 | 1 | 14 | 8.2 | |
| at #9/7 South Carolina | 01/25/18 | * | 14 | 0-2 | .000 | 0-1 | .000 | 0-0 | .000 | 1 | 3 | 4 | 7.4 | 3 | 0 | 0 | 0 | 1 | 0 | 7.8 | |
| KENTUCKY | 01/29/18 | * | 19 | 3-7 | .429 | 0-0 | .000 | 0-1 | .000 | 4 | 3 | 7 | 7.4 | 2 | 0 | 0 | 1 | 0 | 6 | 7.7 | |
| at Alabama | 2/4/18 | * | 18 | 5-7 | .714 | 0-0 | .000 | 0-1 | .000 | 2 | 3 | 5 | 7.3 | 3 | 0 | 1 | 0 | 0 | 10 | 7.8 | |
| NO. 11 TENNESSEE | 02/08/18 | * | 28 | 3-6 | .500 | 0-0 | .000 | 3-5 | .600 | 6 | 4 | 10 | 7.4 | 1 | 0 | 0 | 2 | 3 | 9 | 7.8 | |
| MISSOURI | 02/12/18 | * | 4 | 0-1 | .000 | 0-0 | .000 | 0-0 | .000 | 0 | 0 | 0 | 7.1 | 2 | 0 | 0 | 0 | 0 | 0 | 7.5 | |
| at Kentucky | 02/15/18 | * | 15 | 1-6 | .167 | 0-0 | .000 | 1-2 | .500 | 2 | 1 | 3 | 7.0 | 2 | 1 | 1 | 0 | 0 | 3 | 7.3 | |
| LSU | 02/18/18 | * | 30 | 6-8 | .750 | 0-0 | .000 | 7-8 | .875 | 4 | 5 | 9 | 7.0 | 1 | 0 | 1 | 0 | 2 | 19 | 7.8 | |
| #17 TEXAS A&M | 02/22/18 | * | 12 | 2-5 | .400 | 0-0 | .000 | 0-0 | .000 | 1 | 2 | 3 | 6.9 | 3 | 0 | 0 | 2 | 0 | 4 | 7.6 | |
| Totals | | | 27 | 535 | 87-172 | .506 | 1-2 | .500 | 39-70 | .557 | 84 | 109 | 193 | 6.9 | 62 | 7 | 22 | 27 | 28 | 214 | 7.6 |

Games played: 28
Minutes/game: 19.1
Points/game: 7.6
FG Pct: 50.6
3FG Pct: 50.0
FT Pct: 55.7Rebounds/game: 6.9
Assists/game: 0.3
Turnovers/game: 0.8
Assist/turnover ratio: 0.3
Steals/game: 1.0
Blocks/game: 1.0**NOTES**

- » Enjoys Marvel movies.
- » Career-best four blocks against Samford. Tied that against Ole Miss in the SEC opener.
- » Posted first double-figure rebound total with 11 boards on the road at Nebraska.
- » Has scored in 27 of 28 games.
- » First time in her career to have double figures in the first half against ACU.
- » Career-best 16 rebounds, including 11 defensive rebounds, at Kansas.
- » Ten games in double figures. Six games with double-digit rebounds.
- » Made her first career 3-point basket in the opening shot of the No. 5/3 Mississippi State game.
- » Double-Doubles: First career double-double with 11 points and 11 rebounds against New Mexico State ... Second career double-double with 12 points and tied her career-best with 16 rebounds versus Grambling State ... Third at Auburn with a career-best 15 points and 14 rebounds.
- » Scored a career-best 19 points with career hits for free throws (7) and minutes (30) against LSU.

CAREER STATS

| Year | GP-GS | Min | Avg | Total | | | 3-Point | | | F-Throw | | | Rebounds | | | | PF | FO | Ast | TO | Blk | Stl | Pts | Avg |
|---------|-------|-----|------|-------|-----|------|---------|-----|------|---------|-----|------|----------|-----|-----|-----|----|----|-----|----|-----|-----|-----|-----|
| | | | | FG | FGA | Pct | FG | FGA | Pct | FT | FTA | Pct | Off | Def | Tot | Avg | | | | | | | | |
| 2016-17 | 20-5 | 227 | 11.4 | 26 | 48 | .542 | 0 | 0 | .000 | 10 | 26 | .385 | 24 | 31 | 55 | 2.8 | 34 | 1 | 3 | 15 | 5 | 9 | 62 | 3.1 |
| 2017-18 | 28-27 | 535 | 19.1 | 87 | 172 | .506 | 1 | 2 | .500 | 39 | 70 | .557 | 84 | 109 | 193 | 6.9 | 62 | 1 | 7 | 22 | 27 | 28 | 214 | 7.6 |
| TOTAL | 48-32 | 762 | 15.9 | 113 | 220 | .514 | 1 | 2 | .500 | 49 | 96 | .510 | 108 | 140 | 248 | 5.2 | 96 | 2 | 10 | 37 | 32 | 37 | 276 | 5.8 |

**12****BRENNA MCCLURE****R-Sophomore | 5-6 | Guard | Lyons, Kansas
Lyons HS | Hutchinson CC****CAREER HIGHS**

| | | | |
|---------------|---|-------------|----------|
| Points | - | | |
| FG Made | - | | |
| FG Att. | 1 | at No. 9 SC | 1-25-18* |
| 3P Made | - | | |
| 3P Att. | 1 | at Kentucky | 2-15-18 |
| FT Made | - | | |
| FT Att. | - | | |
| Off. Rebounds | - | | |
| Def. Rebounds | - | | |
| Rebounds | - | | |
| Assists | 2 | No. 13 MU | 2-12-18 |
| Blocks | - | | |
| Steals | - | | |
| Minutes | 4 | No. 13 MU | 2-12-18 |

SEASON HIGHS

| | | | |
|---------------|---|-------------|----------|
| Points | - | | |
| FG Made | - | | |
| FG Att. | 1 | at No. 9 SC | 1-25-18* |
| 3P Made | - | | |
| 3P Att. | 1 | at Kentucky | 2-15-18 |
| FT Made | - | | |
| FT Att. | - | | |
| Off. Rebounds | - | | |
| Def. Rebounds | - | | |
| Rebounds | - | | |
| Assists | 2 | No. 13 MU | 2-12-18 |
| Blocks | - | | |
| Steals | - | | |
| Minutes | 4 | No. 13 MU | 2-12-18 |
| *Most Recent | | | |

2017-18 GAME-BY-GAME STATS

| Opponent | Date | gs | min | Total | | 3-Pointers | | Free throws | | Rebounds | | | | pf | a | t/o | blk | stl | pts | avg |
|---------------------------|----------|-----|-----|--------|------|------------|------|-------------|------|----------|-----|-----|-----|----|---|-----|-----|-----|-----|-----|
| | | | | fg-fga | pct | 3fg-fga | pct | ft-fa | pct | off | def | tot | avg | | | | | | | |
| GRAMBLING | 12/28/17 | dnp | - | - | - | - | - | - | - | - | - | - | - | - | - | - | - | - | - | |
| OLE MISS | 12/31/17 | dnp | - | - | - | - | - | - | - | - | - | - | - | - | - | - | - | - | - | |
| at #5/3 Mississippi State | 01/04/18 | 3 | 0-1 | .000 | 0-0 | .000 | 0-0 | .000 | 0 | 0 | 0 | 0.0 | 1 | 0 | 0 | 0 | 0 | 0 | 0.0 | |
| ALABAMA | 01/07/18 | dnp | - | - | - | - | - | - | - | - | - | - | - | - | - | - | - | - | - | |
| at Georgia | 1/11/18 | dnp | - | - | - | - | - | - | - | - | - | - | - | - | - | - | - | - | - | |
| at Auburn | 01/14/18 | dnp | - | - | - | - | - | - | - | - | - | - | - | - | - | - | - | - | - | |
| FLORIDA | 01/18/18 | dnp | - | - | - | - | - | - | - | - | - | - | - | - | - | - | - | - | - | |
| at Missouri | 01/21/18 | 3 | 0-1 | .000 | 0-0 | .000 | 0-0 | .000 | 0 | 0 | 0 | 0.0 | 0 | 0 | 0 | 0 | 0 | 0 | 0.0 | |
| at #9/7 South Carolina | 01/25/18 | 2 | 0-1 | .000 | 0-0 | .000 | 0-0 | .000 | 0 | 0 | 0 | 0.0 | 0 | 0 | 1 | 0 | 0 | 0 | 0.0 | |
| KENTUCKY | 01/29/18 | dnp | - | - | - | - | - | - | - | - | - | - | - | - | - | - | - | - | - | |
| at Alabama | 2/4/18 | dnp | - | - | - | - | - | - | - | - | - | - | - | - | - | - | - | - | - | |
| NO. 11 TENNESSEE | 02/08/18 | dnp | - | - | - | - | - | - | - | - | - | - | - | - | - | - | - | - | - | |
| MISSOURI | 02/12/18 | 4 | 0-0 | .000 | 0-0 | .000 | 0-0 | .000 | 0 | 0 | 0 | 0.0 | 0 | 2 | 1 | 0 | 0 | 0 | 0.0 | |
| at Kentucky | 02/15/18 | 1 | 0-1 | .000 | 0-1 | .000 | 0-0 | .000 | 0 | 0 | 0 | 0.0 | 0 | 0 | 0 | 0 | 0 | 0 | 0.0 | |
| LSU | 02/18/18 | dnp | - | - | - | - | - | - | - | - | - | - | - | - | - | - | - | - | - | |
| #17 TEXAS A&M | 02/22/18 | dnp | - | - | - | - | - | - | - | - | - | - | - | - | - | - | - | - | - | |
| Totals | | 0 | 13 | 0-4 | .000 | 0-1 | .000 | 0-0 | .000 | 0 | 0 | 0 | 0.0 | 1 | 2 | 2 | 0 | 0 | 0.0 | |

Games played: 5
Minutes/game: 2.6
FG Pct: 0.0
3FG Pct: 0.0Assists/game: 0.4
Turnovers/game: 0.4
Assist/turnover ratio: 1.0**NOTES**

- » **University of Arkansas Athletic Department Academic Champion (4.0):** Fall, 2017
- » Joined the team as a walk-on for the spring semester.
- » Pace the Blue Dragons went 35-2, shared the Jayhawk Conference championship and won the Region VI championship to qualify for the NJCAA Tournament

CAREER STATS

| Year | GP-GS | Min | Avg | Total | | | 3-Point | | | F-Throw | | | Rebounds | | | | PF | FO | Ast | TO | Blk | Stl | Pts | Avg |
|---------|-------|-----|-----|-------|-----|------|---------|-----|------|---------|-----|------|----------|-----|-----|-----|----|----|-----|----|-----|-----|-----|-----|
| | | | | FG | FGA | Pct | FG | FGA | Pct | FT | FTA | Pct | Off | Def | Tot | Avg | | | | | | | | |
| 2017-18 | 5-0 | 13 | 2.6 | 0 | 4 | .000 | 0 | 1 | .000 | 0 | 0 | .000 | 0 | 0 | 0 | 0.0 | 1 | 0 | 2 | 2 | 0 | 0 | 0 | 0.0 |
| TOTAL | 5-0 | 13 | 2.6 | 0 | 4 | .000 | 0 | 1 | .000 | 0 | 0 | .000 | 0 | 0 | 0 | 0.0 | 1 | 0 | 2 | 2 | 0 | 0 | 0 | 0.0 |



13

GRAYCE SPANGLERFreshman | 5-11 | Guard | Fayetteville, Ark.
Fayetteville HS**CAREER HIGHS**

| | | | |
|---------------|---|---------------|-----------|
| Points | 4 | #5 Miss St. | 1-4-18 |
| FG Made | 2 | #5 Miss St. | 1-4-18 |
| FG Att. | 3 | #5 Miss St. | 1-4-18 |
| 3P Made | - | | |
| 3P Att. | 2 | ACU | 11-29-17 |
| FT Made | 3 | UTA | 12-17-17 |
| FT Att. | 4 | No. 13 MU | 2-12-18 |
| Off. Rebounds | 1 | #5 Miss St. | 1-4-18 |
| Def. Rebounds | 1 | at ASU | 12-21-17* |
| Rebounds | 1 | UTA | 12-17-17 |
| Assists | 1 | at Kentucky | 2-15-18 |
| Blocks | - | | |
| Steals | 1 | at S Carolina | 1-25-18 |
| Minutes | 9 | at S Carolina | 1-25-18 |

SEASON HIGHS

| | | | |
|---------------|---|---------------|-----------|
| Points | 4 | #5 Miss St. | 1-4-18 |
| FG Made | 2 | #5 Miss St. | 1-4-18 |
| FG Att. | 3 | #5 Miss St. | 1-4-18 |
| 3P Made | - | | |
| 3P Att. | 2 | ACU | 11-29-17 |
| FT Made | 3 | UTA | 12-17-17 |
| FT Att. | 4 | No. 13 MU | 2-12-18 |
| Off. Rebounds | 1 | #5 Miss St. | 1-4-18 |
| Def. Rebounds | 1 | at ASU | 12-21-17* |
| Rebounds | 1 | UTA | 12-17-17 |
| Assists | 1 | at Kentucky | 2-15-18 |
| Blocks | - | | |
| Steals | 1 | at S Carolina | 1-25-18 |
| Minutes | 9 | at S Carolina | 1-25-18 |

*Most Recent

2017-18 GAME-BY-GAME STATS

| Opponent | Date | gs | min | Total | | 3-Pointers | | Free throws | | Rebounds | | | | pf | a | t/o | blk | stl | pts | avg |
|---------------------------|----------|-----|-----|--------|------|------------|------|-------------|-------|----------|-----|-----|-----|----|---|-----|-----|-----|-----|-----|
| | | | | fg-fga | pct | 3fg-fga | pct | ft-fa | pct | off | def | tot | avg | | | | | | | |
| SHSU | 11/10/17 | 4 | | 0-1 | .000 | 0-0 | .000 | 0-2 | .000 | 0 | 0 | 0 | 0.0 | 0 | 0 | 0 | 0 | 0 | 0 | 0.0 |
| SAMFORD | 11/12/17 | 2 | | 0-1 | .000 | 0-1 | .000 | 0-0 | .000 | 0 | 1 | 1 | 0.5 | 0 | 0 | 0 | 0 | 0 | 0 | 0.0 |
| at Nebraska | 11/16/17 | dnp | | - | - | - | - | - | - | - | - | - | - | - | - | - | - | - | - | - |
| at Oral Roberts | 11/20/17 | dnp | | - | - | - | - | - | - | - | - | - | - | - | - | - | - | - | - | - |
| at UTEP | 11/24/17 | 5 | 0-0 | .000 | | 0-0 | .000 | 0-0 | .000 | 0 | 0 | 0 | 0.3 | 2 | 0 | 0 | 0 | 0 | 0 | 0.0 |
| vs NM State | 11/25/17 | dnp | | - | - | - | - | - | - | - | - | - | - | - | - | - | - | - | - | - |
| ACU | 11/29/17 | 6 | 0-2 | .000 | | 0-2 | .000 | 0-0 | .000 | 0 | 0 | 0 | 0.3 | 0 | 0 | 1 | 0 | 0 | 0 | 0.0 |
| at Kansas | 12/03/17 | 1 | 0-0 | .000 | | 0-0 | .000 | 0-0 | .000 | 0 | 0 | 0 | 0.2 | 0 | 0 | 0 | 0 | 0 | 0 | 0.0 |
| CHARLOTTE | 12/07/17 | dnp | | - | - | - | - | - | - | - | - | - | - | - | - | - | - | - | - | - |
| TULSA | 12/10/17 | 2 | 0-0 | .000 | | 0-0 | .000 | 0-0 | .000 | 0 | 1 | 1 | 0.3 | 0 | 0 | 0 | 0 | 0 | 0 | 0.0 |
| UT-ARLINGTON | 12/17/17 | 3 | 0-1 | .000 | | 0-0 | .000 | 3-3 | 1.000 | 0 | 1 | 1 | 0.4 | 1 | 0 | 1 | 0 | 0 | 3 | 0.4 |
| at Arizona State | 12/21/17 | 7 | 0-1 | .000 | | 0-0 | .000 | 0-0 | .000 | 0 | 1 | 1 | 0.5 | 2 | 0 | 0 | 0 | 0 | 0 | 0.4 |
| GRAMBLING | 12/28/17 | 3 | 0-2 | .000 | | 0-1 | .000 | 0-0 | .000 | 0 | 0 | 0 | 0.4 | 0 | 0 | 0 | 0 | 0 | 0 | 0.3 |
| OLE MISS | 12/31/17 | dnp | | - | - | - | - | - | - | - | - | - | - | - | - | - | - | - | - | - |
| at #5/3 Mississippi State | 01/04/18 | 3 | 2-3 | .667 | | 0-1 | .000 | 0-1 | .000 | 1 | 0 | 1 | 0.5 | 1 | 0 | 2 | 0 | 0 | 4 | 0.7 |
| ALABAMA | 01/07/18 | 0 | 0-0 | .000 | | 0-0 | .000 | 0-0 | .000 | 0 | 0 | 0 | 0.5 | 0 | 0 | 0 | 0 | 0 | 0 | 0.6 |
| at Georgia | 1/11/18 | dnp | | - | - | - | - | - | - | - | - | - | - | - | - | - | - | - | - | - |
| at Auburn | 01/14/18 | dnp | | - | - | - | - | - | - | - | - | - | - | - | - | - | - | - | - | - |
| FLORIDA | 01/18/18 | dnp | | - | - | - | - | - | - | - | - | - | - | - | - | - | - | - | - | - |
| at Missouri | 01/21/18 | 5 | 0-2 | .000 | | 0-1 | .000 | 0-0 | .000 | 0 | 0 | 0 | 0.4 | 1 | 0 | 0 | 0 | 0 | 0 | 0.6 |
| at #9/7 South Carolina | 01/25/18 | 9 | 0-1 | .000 | | 0-0 | .000 | 0-0 | .000 | 0 | 0 | 0 | 0.4 | 3 | 0 | 1 | 0 | 1 | 0 | 0.5 |
| KENTUCKY | 01/29/18 | dnp | | - | - | - | - | - | - | - | - | - | - | - | - | - | - | - | - | - |
| at Alabama | 2/4/18 | dnp | | - | - | - | - | - | - | - | - | - | - | - | - | - | - | - | - | - |
| NO. 11 TENNESSEE | 02/08/18 | dnp | | - | - | - | - | - | - | - | - | - | - | - | - | - | - | - | - | - |
| MISSOURI | 02/12/18 | 5 | 0-0 | .000 | | 0-0 | .000 | 1-4 | .250 | 0 | 0 | 0 | 0.4 | 1 | 0 | 0 | 0 | 0 | 1 | 0.6 |
| at Kentucky | 02/15/18 | 2 | 0-0 | .000 | | 0-0 | .000 | 0-0 | .000 | 0 | 0 | 0 | 0.3 | 1 | 1 | 0 | 0 | 0 | 0 | 0.5 |
| LSU | 02/18/18 | dnp | | - | - | - | - | - | - | - | - | - | - | - | - | - | - | - | - | - |
| #17 TEXAS A&M | 02/22/18 | 6 | 0-2 | .000 | | 0-0 | .000 | 0-0 | .000 | 0 | 0 | 0 | 0.3 | 1 | 0 | 0 | 0 | 0 | 0 | 0.5 |
| Totals | | 0 | 63 | 2-16 | .125 | 0-6 | .000 | 4-10 | .400 | 1 | 4 | 5 | 0.3 | 13 | 1 | 5 | 0 | 1 | 8 | 0.5 |

Games played: 16
Minutes/game: 3.9

Points/game: 0.5

FG Pct: 12.5

3FG Pct: 0.0

FT Pct: 40.0

Rebounds/game: 0.3

Assists/game: 0.1

Turnovers/game: 0.3

Assist/turnover ratio: 0.2

Steals/game: 0.1

NOTES

- » Father Shannon lettered as a linebacker (1989) and mother, Stacy, was a member of the Pom Squad at Arkansas.
- » Scored her first points as a Razorback going 3-for-3 from the line in a win over UTA.
- » **University of Arkansas Athletic Department Academic Athletic Director's List:** Fall, 2017

CAREER STATS

| Year | GP-GS | Min | Avg | Total | | | 3-Point | | | F-Throw | | | Rebounds | | | | PF | FO | Ast | TO | Blk | Stl | Pts | Avg |
|---------|-------|-----|-----|-------|-----|------|---------|-----|------|---------|-----|------|----------|-----|-----|-----|----|----|-----|----|-----|-----|-----|-----|
| | | | | FG | Fga | Pct | FG | Fga | Pct | FT | FTA | Pct | Off | Def | Tot | Avg | | | | | | | | |
| 2017-18 | 16-0 | 63 | 3.9 | 2 | 16 | .125 | 0 | 6 | .000 | 4 | 10 | .400 | 1 | 4 | 5 | 0.3 | 13 | 0 | 1 | 5 | 0 | 1 | 8 | 0.5 |
| TOTAL | 16-0 | 63 | 3.9 | 2 | 16 | .125 | 0 | 6 | .000 | 4 | 10 | .400 | 1 | 4 | 5 | 0.3 | 13 | 0 | 1 | 5 | 0 | 1 | 8 | 0.5 |



14

JAILYN MASONSophomore | 5-9 | Guard | Mason, Ohio
William Mason HS**CAREER HIGHS**

| | | | |
|--------|----|--------------|-----------|
| Points | 19 | ORU | 12-21-16 |
| FGM | 9 | No. 11 Tenn. | 2-8-18* |
| FGA | 21 | No. 11 Tenn. | 2-8-18 |
| 3PM | 4 | at Kentucky | 2-15-18 |
| 3PA | 8 | at Kentucky | 2-15-18 |
| FTM | 4 | No. 13 MU | 2-12-18* |
| FTA | 4 | No. 13 MU | 2-12-18* |
| OREB | 4 | Texas Tech | 12-3-16 |
| DREB | 7 | Grambling | 12-18-17* |
| REB | 9 | Texas Tech | 12-3-16 |
| AST | 11 | HBU | 12-28-16 |
| BLK | 3 | SHSU | 11-10-17 |
| STL | 5 | at Georgia | 1-11-18 |
| MIN | 40 | ORU | 12-21-16 |

SEASON HIGHS

| | | | |
|---------------|----|--------------|-----------|
| Points | 18 | at Kentucky | 2-15-18 |
| FG Made | 9 | No. 11 Tenn. | 2-8-18 |
| FG Att. | 21 | No. 11 Tenn. | 2-8-18 |
| 3P Made | 4 | at Kentucky | 2-15-18 |
| 3P Att. | 8 | at Kentucky | 2-15-18 |
| FT Made | 4 | No. 13 MU | 2-12-18* |
| FT Att. | 4 | No. 13 MU | 2-12-18* |
| Off. Rebounds | 3 | NMSU | 11-25-17 |
| Def. Rebounds | 7 | Grambling | 12-18-17* |
| Rebounds | 7 | Grambling | 12-18-17* |
| Assists | 8 | ACU | 11-29-17 |
| Blocks | 3 | SHSU | 11-10-17 |
| Steals | 5 | at Georgia | 1-11-18 |
| Minutes | 40 | Florida | 1-18-18 |

*Most Recent

2017-18 GAME-BY-GAME STATS

| Opponent | Date | gs | min | Total | | 3-Pointers | | Free throws | | Rebounds | | | | pf | a | t/o | blk | stl | pts | avg | |
|---------------------------|----------|----|-----|-------|---------|------------|--------|-------------|-------|----------|-----|-----|-----|-----|----|-----|-----|-----|-----|------|------|
| | | | | fg-fg | pct | 3fg-3fg | pct | ft-ft | pct | off | def | tot | avg | | | | | | | | |
| SHSU | 11/10/17 | * | 25 | 3-10 | .300 | 2-4 | .500 | 0-0 | .000 | 0 | 5 | 5 | 5.0 | 0 | 4 | 1 | 3 | 1 | 8 | 8.0 | |
| SAMFORD | 11/12/17 | * | 35 | 5-11 | .455 | 2-5 | .400 | 0-2 | .000 | 0 | 1 | 1 | 3.0 | 2 | 2 | 1 | 0 | 2 | 12 | 10.0 | |
| at Nebraska | 11/16/17 | * | 30 | 4-12 | .333 | 0-2 | .000 | 0-1 | .000 | 0 | 5 | 5 | 3.7 | 3 | 2 | 4 | 0 | 4 | 8 | 9.3 | |
| at Oral Roberts | 11/20/17 | * | 32 | 3-9 | .333 | 0-0 | .000 | 0-0 | .000 | 1 | 1 | 2 | 3.3 | 1 | 1 | 1 | 0 | 0 | 6 | 8.5 | |
| at UTEP | 11/24/17 | * | 24 | 3-9 | .333 | 2-6 | .333 | 0-0 | .000 | 1 | 3 | 4 | 3.4 | 1 | 2 | 0 | 0 | 1 | 8 | 8.4 | |
| vs NM State | 11/25/17 | * | 28 | 1-8 | .125 | 1-4 | .250 | 0-0 | .000 | 3 | 3 | 6 | 3.8 | 3 | 2 | 1 | 1 | 2 | 3 | 7.5 | |
| ACU | 11/29/17 | * | 34 | 5-13 | .385 | 3-7 | .429 | 0-0 | .000 | 0 | 7 | 7 | 4.3 | 1 | 8 | 3 | 1 | 2 | 13 | 8.3 | |
| at Kansas | 12/03/17 | * | 33 | 4-9 | .444 | 2-5 | .400 | 0-0 | .000 | 0 | 2 | 2 | 4.0 | 5 | 1 | 2 | 0 | 2 | 10 | 8.5 | |
| CHARLOTTE | 12/07/17 | * | 30 | 4-10 | .400 | 2-6 | .333 | 2-2 | 1.000 | 0 | 4 | 4 | 4.0 | 2 | 4 | 1 | 1 | 1 | 12 | 8.9 | |
| TULSA | 12/10/17 | * | 30 | 5-11 | .455 | 1-4 | .250 | 0-0 | .000 | 0 | 5 | 5 | 4.1 | 0 | 6 | 0 | 0 | 0 | 11 | 9.1 | |
| UT-ARLINGTON | 12/17/17 | * | 33 | 7-11 | .636 | 1-4 | .250 | 0-0 | .000 | 0 | 4 | 4 | 4.1 | 1 | 7 | 3 | 0 | 3 | 15 | 9.6 | |
| at Arizona State | 12/21/17 | * | 31 | 3-7 | .429 | 0-1 | .000 | 0-0 | .000 | 0 | 4 | 4 | 4.1 | 0 | 1 | 5 | 1 | 0 | 6 | 9.3 | |
| GRAMBLING | 12/28/17 | * | 27 | 3-11 | .273 | 2-4 | .500 | 0-0 | .000 | 0 | 7 | 7 | 4.3 | 2 | 1 | 1 | 0 | 1 | 8 | 9.2 | |
| OLE MISS | 12/31/17 | * | 33 | 5-11 | .455 | 3-4 | .750 | 0-0 | .000 | 0 | 2 | 2 | 4.1 | 3 | 4 | 1 | 1 | 1 | 13 | 9.5 | |
| at #5/3 Mississippi State | 01/04/18 | * | 35 | 7-11 | .636 | 1-1 | 1.000 | 0-0 | .000 | 1 | 2 | 3 | 4.1 | 0 | 4 | 2 | 1 | 0 | 15 | 9.9 | |
| ALABAMA | 01/07/18 | * | 37 | 5-15 | .333 | 2-7 | .286 | 0-0 | .000 | 2 | 4 | 6 | 4.2 | 4 | 0 | 4 | 2 | 3 | 12 | 10.0 | |
| at Georgia | 1/11/18 | * | 36 | 5-10 | .500 | 1-2 | .500 | 4-4 | 1.000 | 0 | 5 | 5 | 4.2 | 4 | 1 | 5 | 0 | 5 | 15 | 10.3 | |
| at Auburn | 01/14/18 | * | 38 | 6-12 | .500 | 3-6 | .500 | 0-0 | .000 | 0 | 2 | 2 | 4.1 | 1 | 5 | 6 | 0 | 0 | 15 | 10.6 | |
| FLORIDA | 01/18/18 | * | 40 | 2-12 | .167 | 1-6 | .167 | 0-0 | .000 | 0 | 6 | 6 | 4.2 | 2 | 1 | 1 | 0 | 1 | 5 | 10.3 | |
| at Missouri | 01/21/18 | * | 31 | 6-11 | .545 | 2-3 | .667 | 0-0 | .000 | 1 | 2 | 3 | 4.2 | 2 | 1 | 3 | 0 | 0 | 14 | 10.5 | |
| at #9/7 South Carolina | 01/25/18 | * | 32 | 5-12 | .417 | 0-2 | .000 | 0-0 | .000 | 1 | 1 | 2 | 4.0 | 2 | 1 | 0 | 1 | 0 | 10 | 10.4 | |
| KENTUCKY | 01/29/18 | * | 34 | 4-10 | .400 | 3-6 | .500 | 2-2 | 1.000 | 1 | 2 | 3 | 4.0 | 1 | 3 | 1 | 0 | 0 | 13 | 10.5 | |
| at Alabama | 2/4/18 | * | 34 | 3-8 | .375 | 0-0 | .000 | 0-0 | .000 | 1 | 4 | 5 | 4.0 | 3 | 3 | 3 | 0 | 1 | 6 | 10.3 | |
| NO. 11 TENNESSEE | 02/08/18 | * | 39 | 4-11 | .364 | 1-6 | .167 | 2-2 | 1.000 | 0 | 3 | 3 | 4.0 | 3 | 5 | 3 | 0 | 1 | 11 | 10.4 | |
| MISSOURI | 02/12/18 | * | 33 | 5-12 | .417 | 1-3 | .333 | 4-4 | 1.000 | 1 | 2 | 3 | 4.0 | 0 | 3 | 1 | 0 | 0 | 15 | 10.6 | |
| at Kentucky | 02/15/18 | * | 36 | 7-14 | .500 | 4-8 | .500 | 0-0 | .000 | 1 | 3 | 4 | 4.0 | 2 | 1 | 2 | 0 | 1 | 18 | 10.8 | |
| LSU | 02/18/18 | * | 39 | 4-13 | .308 | 0-3 | .000 | 0-0 | .000 | 0 | 7 | 7 | 4.1 | 3 | 3 | 3 | 1 | 0 | 8 | 10.7 | |
| #17 TEXAS A&M | 02/22/18 | * | 32 | 6-13 | .462 | 1-6 | .167 | 2-2 | 1.000 | 1 | 1 | 2 | 4.0 | 2 | 3 | 5 | 0 | 0 | 15 | 10.9 | |
| Totals | | | 28 | 921 | 124-306 | .405 | 41-115 | .357 | 16-19 | .842 | 15 | 97 | 112 | 4.0 | 53 | 79 | 63 | 13 | 32 | 305 | 10.9 |

Games played: 28
Minutes/game: 32.9
Points/game: 10.9
FG Pct: 40.5
3FG Pct: 35.7
FT Pct: 84.2Rebounds/game: 4.0
Assists/game: 2.8
Turnovers/game: 2.3
Assist/turnover ratio: 1.3
Steals/game: 1.1
Blocks/game: 0.5**NOTES**

- » Has a large Jordan shoe collection.
- » Would like to be a sports photographer.
- » At least one defensive rebound in each game this season.
- » Eighteen games this year with double-figure scoring.
- » Season-best 18 points on the road at Kentucky. Went 7-for-14 with a career-best four 3-point field goals.

CAREER STATS

| Year | GP-GS | Min | Avg | Total | | | 3-Point | | | F-Throw | | | Rebounds | | | | PF | FO | Ast | TO | Blk | Stl | Pts | Avg |
|---------|-------|------|------|-------|-----|------|---------|-----|------|---------|-----|------|----------|-----|-----|-----|-----|----|-----|-----|-----|-----|-----|------|
| | | | | FG | FGA | Pct | FG | FGA | Pct | FT | FTA | Pct | Off | Def | Tot | Avg | | | | | | | | |
| 2016-17 | 30-30 | 894 | 29.8 | 100 | 256 | .391 | 19 | 53 | .358 | 7 | 11 | .636 | 21 | 96 | 117 | 3.9 | 72 | 2 | 93 | 56 | 8 | 31 | 226 | 7.5 |
| 2017-18 | 28-28 | 921 | 32.9 | 124 | 306 | .405 | 41 | 115 | .357 | 16 | 19 | .842 | 15 | 97 | 112 | 4.0 | 53 | 1 | 79 | 63 | 13 | 32 | 305 | 10.9 |
| TOTAL | 58-58 | 1815 | 31.3 | 224 | 562 | .399 | 60 | 168 | .357 | 23 | 30 | .767 | 36 | 193 | 229 | 3.9 | 125 | 3 | 172 | 119 | 21 | 63 | 531 | 9.2 |



20

SYDNEY STOUT

Sophomore | 6-0 | Forward | Bixby, Okla.
Bixby HS

CAREER HIGHS

| | | | |
|--------|----|---------------|-----------|
| Points | 8 | HBU | 12-28-16 |
| FGM | 3 | HBU | 12-28-16 |
| FGA | 5 | HBU | 12-28-16 |
| 3PM | 2 | HBU | 12-28-16 |
| 3PA | 4 | HBU | 12-28-16 |
| FTM | 2 | Texas A&M | 1-12-17 |
| FTA | 4 | Texas A&M | 1-12-17 |
| OREB | 1 | SHSU | 11-10-17* |
| DREB | 6 | HBU | 12-28-16 |
| REB | 6 | HBU | 12-28-16 |
| AST | 1 | No. 13 MU | 2-12-18* |
| BLK | 1 | ULM | 11-13-16 |
| STL | 2 | at S Carolina | 1-25-18 |
| MIN | 15 | HBU | 12-28-16 |

SEASON HIGHS

| | | | |
|---------------|---|---------------|-----------|
| Points | 4 | UTA | 12-17-17 |
| FG Made | 1 | UTA | 12-17-17 |
| FG Att. | 2 | ACU | 11-29-17 |
| 3P Made | 1 | UTA | 12-17-17 |
| 3P Att. | 1 | Kentucky | 1-29-18* |
| FT Made | 1 | UTA | 12-17-17* |
| FT Att. | 2 | UTA | 12-17-17 |
| Off. Rebounds | 1 | UTA | 12-17-17* |
| Def. Rebounds | 1 | Grambling | 12-18-17* |
| Rebounds | 2 | UTA | 12-17-17 |
| Assists | 1 | No. 13 MU | 2-12-18* |
| Blocks | - | | |
| Steals | 2 | at S Carolina | 1-25-18 |
| Minutes | 9 | at S Carolina | 1-25-18 |

*Most Recent

2017-18 GAME-BY-GAME STATS

| Opponent | Date | gs | min | Total | | 3-Pointers | | Free throws | | Rebounds | | | | pf | a | t/o | blk | stl | pts | avg |
|---------------------------|----------|-----|-----|--------|-------|------------|-------|-------------|------|----------|-----|-----|-----|----|---|-----|-----|-----|-----|-----|
| | | | | fg-fga | pct | 3fg-fga | pct | ft-fa | pct | off | def | tot | avg | | | | | | | |
| SHSU | 11/10/17 | 6 | | 0-1 | .000 | 0-0 | .000 | 1-2 | .500 | 1 | 0 | 1 | 1.0 | 1 | 0 | 1 | 0 | 0 | 1 | 1.0 |
| SAMFORD | 11/12/17 | 2 | | 0-0 | .000 | 0-0 | .000 | 1-2 | .500 | 0 | 1 | 1 | 1.0 | 0 | 0 | 0 | 0 | 0 | 1 | 1.0 |
| at Nebraska | 11/16/17 | dnp | | - | - | - | - | - | - | - | - | - | - | - | - | - | - | - | - | - |
| at Oral Roberts | 11/20/17 | dnp | | - | - | - | - | - | - | - | - | - | - | - | - | - | - | - | - | - |
| at UTEP | 11/24/17 | 6 | | 0-0 | .000 | 0-0 | .000 | 0-0 | .000 | 0 | 0 | 0 | 0.7 | 0 | 0 | 0 | 0 | 0 | 0 | 0.7 |
| vs NM State | 11/25/17 | dnp | | - | - | - | - | - | - | - | - | - | - | - | - | - | - | - | - | - |
| ACU | 11/29/17 | 3 | | 0-2 | .000 | 0-1 | .000 | 0-0 | .000 | 1 | 0 | 1 | 0.8 | 0 | 0 | 0 | 0 | 0 | 0 | 0.5 |
| at Kansas | 12/03/17 | dnp | | - | - | - | - | - | - | - | - | - | - | - | - | - | - | - | - | - |
| CHARLOTTE | 12/07/17 | dnp | | - | - | - | - | - | - | - | - | - | - | - | - | - | - | - | - | - |
| TULSA | 12/10/17 | 3 | | 0-0 | .000 | 0-0 | .000 | 0-0 | .000 | 0 | 1 | 1 | 0.8 | 0 | 0 | 0 | 0 | 0 | 0 | 0.4 |
| UT-ARLINGTON | 12/17/17 | 6 | | 1-1 | 1.000 | 1-1 | 1.000 | 1-2 | .500 | 1 | 1 | 2 | 1.0 | 0 | 0 | 0 | 0 | 0 | 4 | 1.0 |
| at Arizona State | 12/21/17 | 5 | | 0-0 | .000 | 0-0 | .000 | 0-0 | .000 | 0 | 0 | 0 | 0.9 | 0 | 0 | 0 | 0 | 0 | 0 | 0.9 |
| GRAMBLING | 12/28/17 | 5 | | 0-2 | .000 | 0-1 | .000 | 0-0 | .000 | 0 | 1 | 1 | 0.9 | 0 | 1 | 0 | 0 | 0 | 0 | 0.8 |
| OLE MISS | 12/31/17 | dnp | | - | - | - | - | - | - | - | - | - | - | - | - | - | - | - | - | - |
| at #5/3 Mississippi State | 01/04/18 | 4 | | 0-0 | .000 | 0-0 | .000 | 0-0 | .000 | 0 | 0 | 0 | 0.8 | 0 | 0 | 0 | 0 | 0 | 0 | 0.7 |
| ALABAMA | 01/07/18 | dnp | | - | - | - | - | - | - | - | - | - | - | - | - | - | - | - | - | - |
| at Georgia | 1/11/18 | dnp | | - | - | - | - | - | - | - | - | - | - | - | - | - | - | - | - | - |
| at Auburn | 01/14/18 | dnp | | - | - | - | - | - | - | - | - | - | - | - | - | - | - | - | - | - |
| FLORIDA | 01/18/18 | dnp | | - | - | - | - | - | - | - | - | - | - | - | - | - | - | - | - | - |
| at Missouri | 01/21/18 | 5 | | 0-0 | .000 | 0-0 | .000 | 0-0 | .000 | 0 | 1 | 1 | 0.8 | 0 | 0 | 0 | 0 | 0 | 0 | 0.6 |
| at #9/7 South Carolina | 01/25/18 | 9 | | 0-0 | .000 | 0-0 | .000 | 0-0 | .000 | 0 | 0 | 0 | 0.7 | 2 | 1 | 1 | 0 | 2 | 0 | 0.5 |
| KENTUCKY | 01/29/18 | 6 | | 0-1 | .000 | 0-1 | .000 | 0-0 | .000 | 0 | 0 | 0 | 0.7 | 0 | 0 | 0 | 0 | 0 | 0 | 0.5 |
| at Alabama | 2/4/18 | dnp | | - | - | - | - | - | - | - | - | - | - | - | - | - | - | - | - | - |
| NO. 11 TENNESSEE | 02/08/18 | dnp | | - | - | - | - | - | - | - | - | - | - | - | - | - | - | - | - | - |
| MISSOURI | 02/12/18 | 7 | | 0-0 | .000 | 0-0 | .000 | 0-0 | .000 | 0 | 0 | 0 | 0.6 | 0 | 1 | 0 | 0 | 0 | 0 | 0.5 |
| at Kentucky | 02/15/18 | 3 | | 0-0 | .000 | 0-0 | .000 | 0-0 | .000 | 0 | 0 | 0 | 0.6 | 0 | 0 | 0 | 0 | 0 | 0 | 0.4 |
| LSU | 02/18/18 | dnp | | - | - | - | - | - | - | - | - | - | - | - | - | - | - | - | - | - |
| #17 TEXAS A&M | 02/22/18 | 7 | | 0-1 | .000 | 0-1 | .000 | 0-0 | .000 | 1 | 0 | 1 | 0.6 | 1 | 0 | 0 | 0 | 0 | 0 | 0.4 |
| Totals | | 0 | 77 | 1-8 | .125 | 1-5 | .200 | 3-6 | .500 | 4 | 5 | 9 | 0.6 | 4 | 3 | 2 | 0 | 2 | 6 | 0.4 |

Games played: 15
Minutes/game: 5.1
Points/game: 0.4
FG Pct: 12.5
3FG Pct: 20.0
FT Pct: 50.0Rebounds/game: 0.6
Assists/game: 0.2
Turnovers/game: 0.1
Assist/turnover ratio: 1.5
Steals/game: 0.1

NOTES

» SEC First-Year Academic Honor Roll (2016-17).

» University of Arkansas Athletic Department Academic Champion (4.0): Fall, 2017

CAREER STATS

| Year | GP-GS | Min | Avg | Total | | | 3-Point | | | F-Throw | | | Rebounds | | | | PF | FO | Ast | TO | Blk | Stl | Pts | Avg |
|---------|-------|-----|-----|-------|-----|------|---------|-----|------|---------|-----|------|----------|-----|-----|-----|----|----|-----|----|-----|-----|-----|-----|
| | | | | FG | FGA | Pct | FG | FGA | Pct | FT | FTA | Pct | Off | Def | Tot | Avg | | | | | | | | |
| 2016-17 | 15-0 | 72 | 4.8 | 5 | 14 | .357 | 4 | 12 | .333 | 2 | 4 | .500 | 2 | 9 | 11 | 0.7 | 15 | 0 | 1 | 2 | 1 | 0 | 16 | 1.1 |
| 2017-18 | 15-0 | 77 | 5.1 | 1 | 8 | .125 | 1 | 5 | .200 | 3 | 6 | .500 | 4 | 5 | 9 | 0.6 | 4 | 0 | 3 | 2 | 0 | 2 | 6 | 0.4 |
| TOTAL | 30-0 | 149 | 5.0 | 6 | 22 | .273 | 5 | 17 | .294 | 5 | 10 | .500 | 6 | 14 | 20 | 0.7 | 19 | 0 | 4 | 4 | 1 | 2 | 22 | 0.7 |



21

DEVIN COSPERSGrad | 5-10 | Guard | Coffeyville, Kansas
Coffeyville CC | Field Kindley HS**CAREER HIGHS**

| | | | |
|---------|----|--------------|------------|
| Points | 29 | No. 11 Tenn. | 2-8-18 |
| FG Made | 10 | No. 11 Tenn. | 2-8-18 |
| FGA | 25 | at Nebraska | 11-16-17 |
| 3PM | 6 | No. 11 Tenn. | 2-8-18* |
| 3PA | 16 | at Nebraska | 11-16-17 |
| FTM | 12 | Alabama | 1-7-18 |
| FTA | 12 | Alabama | 1-7-18 |
| OREB | 3 | Charlotte | 12-6-17 |
| DREB | 13 | Alabama | 1-7-18 |
| REB | 14 | Charlotte | 12-6-17* |
| AST | 6 | ORU | 12-21-16 |
| BLK | 3 | MVSU | 12-28-15 |
| STL | 4 | Ole Miss | 12-31-17* |
| MIN | 40 | Charlotte | 12-6-17 |
| | 42 | Auburn | 1-24-16 OT |

SEASON HIGHS

| | | | |
|---------------|----|--------------|-----------|
| Points | 29 | No. 11 Tenn. | 2-8-18 |
| FG Made | 10 | No. 11 Tenn. | 2-8-18 |
| FG Att. | 25 | at Nebraska | 11-16-17 |
| 3P Made | 6 | No. 11 Tenn. | 2-8-18* |
| 3P Att. | 16 | at Nebraska | 11-16-17 |
| FT Made | 12 | Alabama | 1-7-18 |
| FT Att. | 12 | Alabama | 1-7-18 |
| Off. Rebounds | 3 | Charlotte | 12-6-17 |
| Def. Rebounds | 13 | Alabama | 1-7-18 |
| Rebounds | 14 | Charlotte | 12-6-17 |
| Assists | 4 | Alabama | 1-7-18* |
| Blocks | 2 | Tulsa | 12-10-17* |
| Steals | 4 | Ole Miss | 12-31-17 |
| Minutes | 40 | Charlotte | 12-6-17 |

*Most Recent

2017-18 GAME-BY-GAME STATS

| Opponent | Date | gs | min | Total | | 3-Pointers | | Free throws | | Rebounds | | | | pf | a | t/o | blk | stl | pts | avg | |
|---------------------------|----------|-----|-----|--------|---------|------------|--------|-------------|-------|----------|-----|-----|------|-----|----|-----|-----|-----|-----|------|------|
| | | | | fg-fga | pct | 3fg-fga | pct | ft-fa | pct | off | def | tot | avg | | | | | | | | |
| SHSU | 11/10/17 | * | 31 | 6-13 | .462 | 4-11 | .364 | 1-2 | .500 | 2 | 10 | 12 | 12.0 | 3 | 2 | 4 | 1 | 1 | 17 | 17.0 | |
| SAMFORD | 11/12/17 | * | 29 | 5-12 | .417 | 3-10 | .300 | 5-5 | 1.000 | 0 | 5 | 5 | 8.5 | 2 | 2 | 1 | 0 | 1 | 18 | 17.5 | |
| at Nebraska | 11/16/17 | * | 34 | 8-25 | .320 | 5-16 | .313 | 0-0 | .000 | 1 | 3 | 4 | 7.0 | 2 | 0 | 4 | 2 | 2 | 21 | 18.7 | |
| at Oral Roberts | 11/20/17 | * | 38 | 8-19 | .421 | 3-10 | .300 | 2-2 | 1.000 | 0 | 10 | 10 | 7.8 | 2 | 1 | 0 | 0 | 2 | 21 | 19.3 | |
| at UTEP | 11/24/17 | * | 31 | 8-17 | .471 | 6-13 | .462 | 0-2 | .000 | 1 | 4 | 5 | 7.2 | 2 | 0 | 1 | 0 | 4 | 22 | 19.8 | |
| vs NM State | 11/25/17 | * | 39 | 6-17 | .353 | 2-9 | .222 | 3-4 | .750 | 2 | 9 | 11 | 7.8 | 2 | 4 | 2 | 1 | 2 | 17 | 19.3 | |
| ACU | 11/29/17 | * | 21 | 4-10 | .400 | 2-5 | .400 | 1-2 | .500 | 0 | 3 | 3 | 7.1 | 4 | 1 | 3 | 1 | 2 | 11 | 18.1 | |
| at Kansas | 12/03/17 | * | 39 | 5-23 | .217 | 1-11 | .091 | 6-8 | .750 | 1 | 2 | 3 | 6.6 | 3 | 0 | 2 | 1 | 1 | 17 | 18.0 | |
| CHARLOTTE | 12/07/17 | * | 40 | 9-23 | .391 | 2-7 | .286 | 5-6 | .833 | 3 | 11 | 14 | 7.4 | 2 | 2 | 3 | 0 | 1 | 25 | 18.8 | |
| TULSA | 12/10/17 | * | 29 | 5-16 | .313 | 1-9 | .111 | 0-0 | .000 | 2 | 9 | 11 | 7.8 | 3 | 0 | 3 | 2 | 0 | 11 | 18.0 | |
| UT-ARLINGTON | 12/17/17 | * | 22 | 3-8 | .375 | 2-6 | .333 | 0-0 | .000 | 0 | 1 | 1 | 7.2 | 3 | 1 | 2 | 0 | 2 | 8 | 17.1 | |
| at Arizona State | 12/21/17 | * | 27 | 3-13 | .231 | 2-5 | .400 | 0-0 | .000 | 0 | 1 | 1 | 6.7 | 2 | 1 | 2 | 0 | 0 | 8 | 16.3 | |
| GRAMBLING | 12/28/17 | * | 34 | 6-15 | .400 | 4-7 | .571 | 0-2 | .000 | 0 | 4 | 4 | 6.5 | 2 | 3 | 2 | 0 | 0 | 16 | 16.3 | |
| OLE MISS | 12/31/17 | * | 39 | 7-15 | .467 | 2-5 | .400 | 2-3 | .667 | 1 | 10 | 11 | 6.8 | 3 | 1 | 6 | 1 | 4 | 18 | 16.4 | |
| at #5/3 Mississippi State | 01/04/18 | * | 32 | 5-13 | .385 | 2-7 | .286 | 1-2 | .500 | 1 | 6 | 7 | 6.8 | 3 | 3 | 4 | 0 | 0 | 13 | 16.2 | |
| ALABAMA | 01/07/18 | * | 39 | 6-16 | .375 | 0-5 | .000 | 12-12 | 1.000 | 0 | 13 | 13 | 7.2 | 5 | 4 | 2 | 0 | 2 | 24 | 16.7 | |
| at Georgia | 1/11/18 | * | 39 | 4-13 | .308 | 0-6 | .000 | 0-0 | .000 | 1 | 6 | 7 | 7.2 | 4 | 2 | 2 | 0 | 2 | 8 | 16.2 | |
| at Auburn | 01/14/18 | * | 8 | 0-4 | .000 | 0-2 | .000 | 0-0 | .000 | 0 | 1 | 1 | 6.8 | 0 | 0 | 1 | 0 | 0 | 0 | 15.3 | |
| FLORIDA | 01/18/18 | dnp | - | - | - | - | - | - | - | - | - | - | - | - | - | - | - | - | - | - | |
| at Missouri | 01/21/18 | dnp | - | - | - | - | - | - | - | - | - | - | - | - | - | - | - | - | - | - | |
| at #9/7 South Carolina | 01/25/18 | * | 24 | 1-6 | .167 | 1-4 | .250 | 0-2 | .000 | 0 | 1 | 1 | 6.5 | 0 | 2 | 0 | 0 | 0 | 3 | 14.6 | |
| KENTUCKY | 01/29/18 | * | 26 | 6-12 | .500 | 3-6 | .500 | 2-2 | 1.000 | 2 | 3 | 5 | 6.5 | 3 | 1 | 4 | 1 | 0 | 17 | 14.8 | |
| at Alabama | 2/4/18 | * | 34 | 8-16 | .500 | 3-7 | .429 | 2-2 | 1.000 | 0 | 3 | 3 | 6.3 | 4 | 1 | 2 | 0 | 1 | 21 | 15.0 | |
| NO. 11 TENNESSEE | 02/08/18 | * | 36 | 10-14 | .714 | 6-9 | .667 | 3-6 | .500 | 1 | 2 | 3 | 6.1 | 5 | 0 | 1 | 0 | 3 | 29 | 15.7 | |
| MISSOURI | 02/12/18 | * | 18 | 2-6 | .333 | 2-4 | .500 | 0-0 | .000 | 0 | 3 | 3 | 6.0 | 2 | 1 | 1 | 0 | 1 | 6 | 15.3 | |
| at Kentucky | 02/15/18 | * | 36 | 1-12 | .083 | 0-7 | .000 | 1-2 | .500 | 0 | 4 | 4 | 5.9 | 3 | 3 | 1 | 0 | 2 | 3 | 14.8 | |
| LSU | 02/18/18 | * | 31 | 1-11 | .091 | 1-9 | .111 | 2-2 | 1.000 | 0 | 6 | 6 | 5.9 | 3 | 3 | 5 | 2 | 4 | 5 | 14.4 | |
| #17 TEXAS A&M | 02/22/18 | * | 26 | 3-14 | .214 | 2-7 | .286 | 2-2 | 1.000 | 0 | 2 | 2 | 5.8 | 2 | 0 | 1 | 1 | 0 | 10 | 14.2 | |
| Totals | | | 26 | 802 | 130-363 | .358 | 59-197 | .299 | 50-68 | .735 | 18 | 132 | 150 | 5.8 | 69 | 38 | 59 | 13 | 37 | 369 | 14.2 |

Games played: 26
Minutes/game: 30.8
Points/game: 14.2
FG Pct: 35.8
3FG Pct: 29.9
FT Pct: 73.5Rebounds/game: 5.8
Assists/game: 1.5
Turnovers/game: 2.3
Assist/turnover ratio: 0.6
Steals/game: 1.4
Blocks/game: 0.5**NOTES**

- » SEC First-Year Academic Honor Roll (2016).
- » SEC Academic Honor Roll (2016-17).
- » Graduated in May 2017 with degree in journalism. Currently pursuing her master's degree in sport administration.
- » Forty-five consecutive games played (snapped versus Florida, 1-18-18).
- » Nineteen consecutive games with a made 3-pointer. (snapped versus Alabama)
- » Thirty-one points with six 3-pointers in exhibition game.
- » Ten consecutive games in double figure scoring (snapped versus UTA).
- » Eighteen games with double-figure points.
- » Seven career double-doubles all this season.
- » At least one steal in 18-of-26 games this year.
- » Career-best 29 points against No. 11 Tennessee going 10-for-14 and 6-for-9 from distance.
- » Perfect from the free throw line four times (Samford [5-5]; ORU [2-2] Alabama [12-12]; Kentucky [2-2]).

CAREER STATS

| Year | GP-GS | Min | Avg | Total | | | 3-Point | | | F-Throw | | | Rebounds | | | | PF | FO | Ast | TO | Blk | Stl | Pts | Avg |
|---------|-------|------|------|-------|-----|------|---------|-----|------|---------|-----|------|----------|-----|-----|-----|-----|----|-----|-----|-----|-----|-----|------|
| | | | | FG | FGA | Pct | FG | FGA | Pct | FT | FTA | Pct | Off | Def | Tot | Avg | | | | | | | | |
| 2015-16 | 30-25 | 792 | 26.4 | 97 | 293 | .331 | 25 | 104 | .240 | 50 | 72 | .694 | 16 | 83 | 99 | 3.3 | 57 | 0 | 42 | 74 | 5 | 34 | 269 | 9.0 |
| 2016-17 | 29-9 | 563 | 19.4 | 72 | 195 | .369 | 23 | 75 | .307 | 20 | 27 | .741 | 7 | 58 | 65 | 2.2 | 43 | 2 | 45 | 40 | 6 | 28 | 187 | 6.4 |
| 2017-18 | 26-26 | 802 | 30.8 | 130 | 363 | .358 | 59 | 197 | .299 | 50 | 68 | .735 | 18 | 132 | 150 | 5.8 | 69 | 2 | 38 | 59 | 13 | 37 | 369 | 14.2 |
| TOTAL | 85-60 | 2157 | 25.4 | 299 | 851 | .351 | 107 | 376 | .285 | 120 | 167 | .719 | 41 | 273 | 314 | 3.7 | 169 | 4 | 125 | 173 | 24 | 99 | 825 | 9.7 |



22

BAILEY ZIMMERMANJunior | 6-0 | Forward | St. Vincent, Arkansas
Wonderview HS**CAREER HIGHS**

| | | | |
|---------------|----|--------------|----------|
| Points | 14 | No. 13 MU | 2-12-18* |
| FG Made | 4 | at Kentucky | 2-15-18* |
| FG Att. | 11 | No. 11 Tenn. | 2-8-18* |
| 3P Made | 3 | at Kentucky | 2-15-18* |
| 3P Att. | 8 | at Auburn | 1-14-18 |
| FT Made | 4 | at Auburn | 1-14-18* |
| FT Att. | 6 | at Auburn | 1-14-18* |
| Off. Rebounds | 5 | at Auburn | 1-14-18 |
| Def. Rebounds | 6 | Alabama | 1-15-17 |
| Rebounds | 8 | at Auburn | 1-14-18 |
| Assists | 3 | at Kentucky | 2-15-18* |
| Blocks | 3 | LSU | 1-8-17* |
| Steals | 2 | Kentucky | 1-29-18* |
| Minutes | 40 | No. 11 Tenn. | 2-8-18 |

SEASON HIGHS

| | | | |
|---------------|----|--------------|----------|
| Points | 14 | No. 13 MU | 2-12-18 |
| FG Made | 4 | at Kentucky | 2-15-18* |
| FG Att. | 11 | No. 11 Tenn. | 2-8-18* |
| 3P Made | 3 | at Kentucky | 2-15-18* |
| 3P Att. | 8 | at Auburn | 1-14-18 |
| FT Made | 4 | at Auburn | 1-14-18 |
| FT Att. | 6 | at Auburn | 1-14-18 |
| Off. Rebounds | 5 | at Auburn | 1-14-18 |
| Def. Rebounds | 5 | Tulsa | 12-10-17 |
| Rebounds | 8 | at Auburn | 1-14-18 |
| Assists | 3 | at Kentucky | 2-15-18* |
| Blocks | 2 | Nebraska | 11-16-17 |
| Steals | 2 | Kentucky | 1-29-18* |
| Minutes | 40 | No. 11 Tenn. | 2-8-18 |
| *Most Recent | | | |

2017-18 GAME-BY-GAME STATS

| Opponent | Date | gs | min | Total | | 3-Pointers | | Free throws | | Rebounds | | | | pf | a | t/o | blk | stl | pts | avg |
|---------------------------|----------|----|-----|--------|--------|------------|-------|-------------|-------|----------|-----|-----|-----|----|----|-----|-----|-----|-----|-----|
| | | | | fg-fga | pct | 3fg-fga | pct | ft-fa | pct | off | def | tot | avg | | | | | | | |
| SHSU | 11/10/17 | * | 27 | 1-7 | .143 | 0-4 | .000 | 0-0 | .000 | 0 | 3 | 3 | 3.0 | 1 | 2 | 1 | 0 | 2 | 2 | 2.0 |
| SAMFORD | 11/12/17 | * | 19 | 0-1 | .000 | 0-1 | .000 | 0-0 | .000 | 0 | 0 | 0 | 1.5 | 3 | 0 | 0 | 0 | 0 | 0 | 1.0 |
| at Nebraska | 11/16/17 | * | 24 | 0-2 | .000 | 0-2 | .000 | 1-2 | .500 | 0 | 0 | 0 | 1.0 | 3 | 0 | 2 | 2 | 0 | 1 | 1.0 |
| at Oral Roberts | 11/20/17 | * | 21 | 1-7 | .143 | 0-3 | .000 | 0-2 | .000 | 1 | 3 | 4 | 1.8 | 3 | 1 | 0 | 1 | 0 | 2 | 1.3 |
| at UTEP | 11/24/17 | * | 23 | 1-5 | .200 | 0-3 | .000 | 2-2 | 1.000 | 2 | 1 | 3 | 2.0 | 0 | 2 | 0 | 0 | 2 | 4 | 1.8 |
| vs NM State | 11/25/17 | * | 24 | 0-1 | .000 | 0-1 | .000 | 1-2 | .500 | 2 | 1 | 3 | 2.2 | 2 | 2 | 0 | 0 | 0 | 1 | 1.7 |
| ACU | 11/29/17 | * | 25 | 1-4 | .250 | 0-1 | .000 | 1-2 | .500 | 4 | 2 | 6 | 2.7 | 1 | 2 | 2 | 1 | 1 | 3 | 1.9 |
| at Kansas | 12/03/17 | * | 24 | 0-1 | .000 | 0-0 | .000 | 0-0 | .000 | 0 | 2 | 2 | 2.6 | 4 | 0 | 1 | 1 | 0 | 0 | 1.6 |
| CHARLOTTE | 12/07/17 | * | 28 | 2-9 | .222 | 1-6 | .167 | 1-1 | 1.000 | 1 | 2 | 3 | 2.7 | 0 | 1 | 3 | 1 | 0 | 6 | 2.1 |
| TULSA | 12/10/17 | * | 25 | 2-6 | .333 | 0-3 | .000 | 2-3 | .667 | 2 | 5 | 7 | 3.1 | 0 | 1 | 0 | 0 | 0 | 6 | 2.5 |
| UT-ARLINGTON | 12/17/17 | * | 20 | 2-10 | .200 | 0-3 | .000 | 2-2 | 1.000 | 2 | 1 | 3 | 3.1 | 2 | 0 | 1 | 0 | 0 | 6 | 2.8 |
| at Arizona State | 12/21/17 | * | 24 | 1-3 | .333 | 0-1 | .000 | 0-0 | .000 | 2 | 2 | 4 | 3.2 | 1 | 1 | 3 | 1 | 0 | 2 | 2.8 |
| GRAMBLING | 12/28/17 | * | 11 | 0-2 | .000 | 0-0 | .000 | 0-0 | .000 | 0 | 0 | 0 | 2.9 | 0 | 0 | 0 | 0 | 0 | 0 | 2.5 |
| OLE MISS | 12/31/17 | * | 9 | 1-1 | 1.000 | 0-0 | .000 | 0-0 | .000 | 1 | 0 | 1 | 2.8 | 2 | 1 | 1 | 0 | 0 | 2 | 2.5 |
| at #5/3 Mississippi State | 01/04/18 | * | 20 | 1-2 | .500 | 0-1 | .000 | 2-3 | .667 | 0 | 3 | 3 | 2.8 | 3 | 0 | 1 | 0 | 0 | 4 | 2.6 |
| ALABAMA | 01/07/18 | * | 13 | 0-1 | .000 | 0-0 | .000 | 0-0 | .000 | 2 | 0 | 2 | 2.8 | 5 | 2 | 2 | 1 | 0 | 0 | 2.4 |
| at Georgia | 1/11/18 | * | 27 | 3-5 | .600 | 3-5 | .600 | 2-4 | .500 | 2 | 3 | 5 | 2.9 | 0 | 2 | 1 | 0 | 1 | 11 | 2.9 |
| at Auburn | 01/14/18 | * | 35 | 3-8 | .375 | 3-8 | .375 | 4-6 | .667 | 5 | 3 | 8 | 3.2 | 3 | 2 | 3 | 1 | 1 | 13 | 3.5 |
| FLORIDA | 01/18/18 | * | 26 | 0-8 | .000 | 0-7 | .000 | 0-0 | .000 | 1 | 2 | 3 | 3.2 | 1 | 1 | 1 | 0 | 1 | 0 | 3.3 |
| at Missouri | 01/21/18 | * | 28 | 1-8 | .125 | 0-4 | .000 | 0-2 | .000 | 2 | 1 | 3 | 3.2 | 4 | 2 | 2 | 0 | 0 | 2 | 3.3 |
| at #9/7 South Carolina | 01/25/18 | * | 17 | 1-4 | .250 | 0-3 | .000 | 0-0 | .000 | 2 | 0 | 2 | 3.1 | 2 | 1 | 2 | 0 | 0 | 2 | 3.2 |
| KENTUCKY | 01/29/18 | * | 30 | 2-6 | .333 | 2-4 | .500 | 2-2 | 1.000 | 3 | 2 | 5 | 3.2 | 1 | 3 | 5 | 0 | 2 | 8 | 3.4 |
| at Alabama | 2/4/18 | * | 30 | 4-9 | .444 | 0-1 | .000 | 3-3 | 1.000 | 1 | 1 | 2 | 3.1 | 4 | 1 | 2 | 1 | 1 | 11 | 3.7 |
| NO. 11 TENNESSEE | 02/08/18 | * | 40 | 3-11 | .273 | 0-4 | .000 | 0-0 | .000 | 1 | 2 | 3 | 3.1 | 2 | 2 | 0 | 0 | 1 | 6 | 3.8 |
| MISSOURI | 02/12/18 | * | 32 | 4-10 | .400 | 3-5 | .600 | 3-5 | .600 | 1 | 3 | 4 | 3.2 | 3 | 1 | 0 | 0 | 0 | 14 | 4.2 |
| at Kentucky | 02/15/18 | * | 29 | 4-10 | .400 | 3-6 | .500 | 1-3 | .333 | 3 | 3 | 6 | 3.3 | 1 | 3 | 0 | 0 | 0 | 12 | 4.5 |
| LSU | 02/18/18 | * | 34 | 0-5 | .000 | 0-0 | .000 | 0-0 | .000 | 5 | 0 | 5 | 3.3 | 1 | 0 | 1 | 0 | 0 | 0 | 4.4 |
| #17 TEXAS A&M | 02/22/18 | * | 22 | 1-5 | .200 | 1-3 | .333 | 0-0 | .000 | 1 | 1 | 2 | 3.3 | 0 | 1 | 0 | 1 | 0 | 3 | 4.3 |
| Totals | | | 28 | 687 | 39-151 | .258 | 16-79 | .203 | 27-44 | .614 | 46 | 92 | 3.3 | 52 | 34 | 34 | 11 | 12 | 121 | 4.3 |

Games played: 28
Minutes/game: 24.5
Points/game: 4.3
FG Pct: 25.8
3FG Pct: 20.3
FT Pct: 61.4Rebounds/game: 3.3
Assists/game: 1.2
Turnovers/game: 1.2
Assist/turnover ratio: 1.0
Steals/game: 0.4
Blocks/game: 0.4**NOTES**

- » SEC Academic Honor Roll (2016-17).
- » University of Arkansas Athletic Department Academic Athletic Director's List: Fall, 2017
- » Twenty-one games with 20+ minutes.
- » Started 28 consecutive games this year and 29 in a row dating back to last season.
- » Career-bests for points with 14 against No. 13 Missouri.
- » Double figures in six games.

CAREER STATS

| Year | GP-GS | Min | Avg | Total | | | 3-Point | | | F-Throw | | | Rebounds | | | | PF | FO | Ast | TO | Blk | Stl | Pts | Avg |
|---------|-------|------|------|-------|-----|------|---------|-----|------|---------|-----|------|----------|-----|-----|-----|-----|----|-----|----|-----|-----|-----|-----|
| | | | | FG | FGA | Pct | FG | FGA | Pct | FT | FTA | Pct | Off | Def | Tot | Avg | | | | | | | | |
| 2015-16 | 20-1 | 174 | 8.7 | 6 | 48 | .125 | 4 | 33 | .121 | 7 | 12 | .583 | 12 | 9 | 21 | 1.1 | 9 | 0 | 4 | 15 | 2 | 4 | 23 | 1.2 |
| 2016-17 | 30-23 | 627 | 20.9 | 45 | 144 | .313 | 24 | 84 | .286 | 20 | 39 | .513 | 35 | 80 | 115 | 3.8 | 46 | 0 | 28 | 37 | 10 | 19 | 134 | 4.5 |
| 2017-18 | 28-28 | 687 | 24.5 | 39 | 151 | .258 | 16 | 79 | .203 | 27 | 44 | .614 | 46 | 46 | 92 | 3.3 | 52 | 1 | 34 | 34 | 11 | 12 | 121 | 4.3 |
| TOTAL | 78-52 | 1488 | 19.1 | 90 | 343 | .262 | 44 | 196 | .224 | 54 | 95 | .568 | 93 | 135 | 228 | 2.9 | 107 | 1 | 66 | 86 | 23 | 35 | 278 | 3.6 |



24 TAYLAH THOMAS
Freshman | 6-1 | Forward | Arlington, Texas
Mansfield Timberview HS

CAREER HIGHS

| | | | |
|---------------|----|-------------|------------|
| Points | 13 | Samford | 11-12-17 |
| FG Made | 5 | Samford | 11-12-17 |
| FG Att. | 9 | at Georgia | 1-11-18 |
| 3P Made | 1 | Ole Miss | 12-31-17* |
| 3P Att. | 1 | at S. Car. | 1-25-18* |
| FT Made | 3 | NMSU | 11-25-17* |
| FT Att. | 6 | Samford | 11-12-17 |
| Off. Rebounds | 6 | Nebraska | 11-16-17 |
| Def. Rebounds | 7 | ORU | 11-20-17 7 |
| Rebounds | 11 | Nebraska | 11-16-17 |
| Assists | 2 | at Missouri | 1-21-18 |
| Blocks | 2 | Nebraska | 11-16-17 |
| Steals | 2 | ACU | 11-29-17 |
| Minutes | 29 | at Georgia | 1-11-18 |

SEASON HIGHS

| | | | |
|---------------|----|----------------|------------|
| Points | 13 | Samford | 11-12-17 |
| FG Made | 5 | Samford | 11-12-17 |
| FG Att. | 9 | at Georgia | 1-11-18 |
| 3P Made | 1 | Ole Miss | 12-31-17* |
| 3P Att. | 1 | at S. Carolina | 1-25-18* |
| FT Made | 3 | NMSU | 11-25-17* |
| FT Att. | 6 | Samford | 11-12-17 |
| Off. Rebounds | 6 | Nebraska | 11-16-17 |
| Def. Rebounds | 7 | ORU | 11-20-17 7 |
| Rebounds | 11 | Nebraska | 11-16-17 |
| Assists | 2 | at Missouri | 1-21-18 |
| Blocks | 2 | Nebraska | 11-16-17 |
| Steals | 2 | ACU | 11-29-17 |
| Minutes | 29 | at Georgia | 1-11-18 |

*Most Recent

2017-18 GAME-BY-GAME STATS

| Opponent | Date | gs | min | Total | | 3-Pointers | | Free throws | | Rebounds | | | | pf | a | t/o | blk | stl | pts | avg |
|---------------------------|----------|----|-----|--------|-------|------------|-------|-------------|-------|----------|-----|-----|-----|----|---|-----|-----|-----|-----|-----|
| | | | | fg-fga | pct | 3fg-fga | pct | ft-fa | pct | off | def | tot | avg | | | | | | | |
| SHSU | 11/10/17 | 17 | | 2-2 | 1.000 | 0-0 | .000 | 0-0 | .000 | 1 | 3 | 4 | 4.0 | 0 | 0 | 0 | 1 | 0 | 4 | 4.0 |
| SAMFORD | 11/12/17 | 21 | | 5-6 | .833 | 0-1 | .000 | 3-6 | .500 | 2 | 7 | 9 | 6.5 | 1 | 0 | 2 | 0 | 0 | 13 | 8.5 |
| at Nebraska | 11/16/17 | 20 | | 1-4 | .250 | 0-0 | .000 | 3-4 | .750 | 6 | 5 | 11 | 8.0 | 3 | 1 | 0 | 2 | 0 | 5 | 7.3 |
| at Oral Roberts | 11/20/17 | 23 | | 0-3 | .000 | 0-1 | .000 | 2-2 | 1.000 | 2 | 7 | 9 | 8.3 | 2 | 0 | 0 | 1 | 0 | 2 | 6.0 |
| at UTEP | 11/24/17 | 16 | | 0-2 | .000 | 0-1 | .000 | 1-2 | .500 | 2 | 2 | 4 | 7.4 | 1 | 0 | 0 | 0 | 0 | 1 | 5.0 |
| vs NM State | 11/25/17 | 14 | | 0-4 | .000 | 0-0 | .000 | 3-4 | .750 | 3 | 4 | 7 | 7.3 | 1 | 0 | 1 | 0 | 0 | 3 | 4.7 |
| ACU | 11/29/17 | 20 | | 2-7 | .286 | 1-1 | 1.000 | 2-4 | .500 | 3 | 4 | 7 | 7.3 | 2 | 0 | 0 | 0 | 2 | 7 | 5.0 |
| at Kansas | 12/03/17 | 9 | | 0-1 | .000 | 0-1 | .000 | 0-0 | .000 | 0 | 0 | 0 | 6.4 | 0 | 0 | 0 | 0 | 0 | 0 | 4.4 |
| CHARLOTTE | 12/07/17 | 4 | | 0-0 | .000 | 0-0 | .000 | 0-0 | .000 | 0 | 0 | 0 | 5.7 | 3 | 0 | 0 | 0 | 1 | 0 | 3.9 |
| TULSA | 12/10/17 | 19 | | 1-3 | .333 | 1-1 | 1.000 | 1-2 | .500 | 4 | 3 | 7 | 5.8 | 1 | 0 | 0 | 0 | 1 | 4 | 3.9 |
| UT-ARLINGTON | 12/17/17 | * | 11 | 0-0 | .000 | 0-0 | .000 | 0-0 | .000 | 2 | 2 | 4 | 5.6 | 5 | 0 | 1 | 0 | 0 | 0 | 3.5 |
| at Arizona State | 12/21/17 | 19 | | 1-1 | 1.000 | 0-0 | .000 | 0-0 | .000 | 0 | 3 | 3 | 5.4 | 3 | 0 | 3 | 0 | 0 | 2 | 3.4 |
| GRAMBLING | 12/28/17 | 13 | | 3-3 | 1.000 | 0-0 | .000 | 2-2 | 1.000 | 0 | 2 | 2 | 5.2 | 2 | 1 | 2 | 0 | 1 | 8 | 3.8 |
| OLE MISS | 12/31/17 | 17 | | 2-3 | .667 | 1-1 | 1.000 | 1-2 | .500 | 3 | 0 | 3 | 5.0 | 2 | 0 | 1 | 0 | 0 | 6 | 3.9 |
| at #5/3 Mississippi State | 01/04/18 | 17 | | 2-2 | 1.000 | 0-0 | .000 | 0-0 | .000 | 1 | 5 | 6 | 5.1 | 2 | 0 | 0 | 0 | 0 | 4 | 3.9 |
| ALABAMA | 01/07/18 | 18 | | 0-2 | .000 | 0-0 | .000 | 2-2 | 1.000 | 2 | 2 | 4 | 5.0 | 3 | 0 | 1 | 0 | 0 | 2 | 3.8 |
| at Georgia | 1/11/18 | 29 | | 3-9 | .333 | 0-1 | .000 | 0-0 | .000 | 3 | 5 | 8 | 5.2 | 2 | 1 | 3 | 0 | 0 | 6 | 3.9 |
| at Auburn | 01/14/18 | 13 | | 2-3 | .667 | 0-0 | .000 | 0-0 | .000 | 1 | 0 | 1 | 4.9 | 3 | 0 | 1 | 0 | 0 | 4 | 3.9 |
| FLORIDA | 01/18/18 | 21 | | 1-4 | .250 | 0-1 | .000 | 0-0 | .000 | 3 | 3 | 6 | 5.0 | 1 | 0 | 1 | 0 | 0 | 2 | 3.8 |
| at Missouri | 01/21/18 | * | 21 | 1-2 | .500 | 0-0 | .000 | 0-0 | .000 | 0 | 3 | 3 | 4.9 | 2 | 2 | 0 | 0 | 0 | 2 | 3.8 |
| at #9/7 South Carolina | 01/25/18 | 24 | | 1-6 | .167 | 0-1 | .000 | 0-0 | .000 | 2 | 4 | 6 | 5.0 | 3 | 0 | 2 | 1 | 0 | 2 | 3.7 |
| KENTUCKY | 01/29/18 | 16 | | 2-2 | 1.000 | 0-0 | .000 | 0-0 | .000 | 0 | 1 | 1 | 4.8 | 3 | 0 | 1 | 0 | 1 | 4 | 3.7 |
| at Alabama | 2/4/18 | 22 | | 2-3 | .667 | 0-0 | .000 | 0-2 | .000 | 2 | 4 | 6 | 4.8 | 1 | 0 | 0 | 0 | 0 | 4 | 3.7 |
| NO. 11 TENNESSEE | 02/08/18 | 12 | | 2-2 | 1.000 | 0-0 | .000 | 1-2 | .500 | 0 | 3 | 3 | 4.8 | 3 | 0 | 1 | 0 | 1 | 5 | 3.8 |
| MISSOURI | 02/12/18 | 21 | | 3-7 | .429 | 0-0 | .000 | 0-0 | .000 | 1 | 6 | 7 | 4.8 | 1 | 0 | 1 | 0 | 0 | 6 | 3.8 |
| at Kentucky | 02/15/18 | 20 | | 1-3 | .333 | 0-0 | .000 | 0-0 | .000 | 1 | 1 | 2 | 4.7 | 1 | 0 | 2 | 0 | 0 | 2 | 3.8 |
| LSU | 02/18/18 | 10 | | 2-4 | .500 | 0-0 | .000 | 0-0 | .000 | 2 | 3 | 5 | 4.7 | 2 | 0 | 0 | 0 | 1 | 4 | 3.8 |
| #17 TEXAS A&M | 02/22/18 | 15 | | 1-4 | .250 | 0-0 | .000 | 0-0 | .000 | 2 | 4 | 6 | 4.8 | 1 | 0 | 1 | 0 | 0 | 2 | 3.7 |
| Totals | | 2 | 482 | 40-92 | .435 | 3-10 | .300 | 21-34 | .618 | 48 | 86 | 134 | 4.8 | 54 | 5 | 24 | 5 | 8 | 104 | 3.7 |

Games played: 28
Minutes/game: 17.2
Points/game: 3.7
FG Pct: 43.5
3FG Pct: 30.0
FT Pct: 61.8

Rebounds/game: 4.8
Assists/game: 0.2
Turnovers/game: 0.9
Assist/turnover ratio: 0.2
Steals/game: 0.3
Blocks/game: 0.2

NOTES

- » University of Arkansas Athletic Department Academic Athletic Director's List: Fall, 2017
- » Played high school ball for former Razorback assistant coach Kit Kyle Martin.
- » Career-best 13 points against Samford - her first double figure scoring game as a Razorback.

CAREER STATS

| Year | GP-GS | Min | Avg | Total | | | 3-Point | | | F-Throw | | | Rebounds | | | | PF | FO | Ast | TO | Blk | Stl | Pts | Avg |
|---------|-------|-----|------|-------|-----|------|---------|-----|------|---------|-----|------|----------|-----|-----|-----|----|----|-----|----|-----|-----|-----|-----|
| | | | | FG | FGA | Pct | FG | FGA | Pct | FT | FTA | Pct | Off | Def | Tot | Avg | | | | | | | | |
| 2017-18 | 28-2 | 482 | 17.2 | 40 | 92 | .435 | 3 | 10 | .300 | 21 | 34 | .618 | 48 | 86 | 134 | 4.8 | 54 | 1 | 5 | 24 | 5 | 8 | 104 | 3.7 |
| TOTAL | 28-2 | 482 | 17.2 | 40 | 92 | .435 | 3 | 10 | .300 | 21 | 34 | .618 | 48 | 86 | 134 | 4.8 | 54 | 1 | 5 | 24 | 5 | 8 | 104 | 3.7 |



30 MACY WEAVER
Freshman | 6-3 | F | Davis Junction, Illinois
Stillman Valley HS

CAREER HIGHS

| | | | |
|---------------|----|-------------|----------|
| Points | 7 | #9/7 SC | 1-25-18 |
| FG Made | 3 | #9/7 SC | 1-25-18 |
| FG Att. | 4 | #9/7 SC | 1-25-18 |
| 3P Made | - | | |
| 3P Att. | - | | |
| FT Made | 3 | No. 13 MU | 2-12-18 |
| FT Att. | 6 | No. 13 MU | 2-12-18 |
| Off. Rebounds | 2 | at Kentucky | 2-15-18* |
| Def. Rebounds | 4 | UTA | 12-17-17 |
| Rebounds | 5 | UTA | 12-17-17 |
| Assists | 1 | UTEP | 11-24-17 |
| Blocks | 4 | UTEP | 11-24-17 |
| Steals | 1 | UTEP | 11-24-17 |
| Minutes | 19 | UTEP | 11-24-17 |

SEASON HIGHS

| | | | |
|---------------|----|-------------|----------|
| Points | 7 | #9/7 SC | 1-25-18 |
| FG Made | 3 | #9/7 SC | 1-25-18 |
| FG Att. | 4 | #9/7 SC | 1-25-18 |
| 3P Made | - | | |
| 3P Att. | - | | |
| FT Made | 3 | No. 13 MU | 2-12-18 |
| FT Att. | 6 | No. 13 MU | 2-12-18 |
| Off. Rebounds | 2 | at Kentucky | 2-15-18* |
| Def. Rebounds | 4 | UTA | 12-17-17 |
| Rebounds | 5 | UTA | 12-17-17 |
| Assists | 1 | UTEP | 11-24-17 |
| Blocks | 4 | UTEP | 11-24-17 |
| Steals | 1 | UTEP | 11-24-17 |
| Minutes | 19 | UTEP | 11-24-17 |

*Most Recent

2017-18 GAME-BY-GAME STATS

| Opponent | Date | gs | min | Total | | 3-Pointers | | Free throws | | Rebounds | | | | pf | a | t/o | blk | stl | pts | avg |
|---------------------------|----------|-----|-----|--------|-------|------------|------|-------------|-------|----------|-----|-----|-----|----|---|-----|-----|-----|-----|-----|
| | | | | fg-fga | pct | 3fg-fga | pct | ft-fa | pct | off | def | tot | avg | | | | | | | |
| SHSU | 11/10/17 | 2 | | 0-0 | .000 | 0-0 | .000 | 0-0 | .000 | 0 | 0 | 0 | 0.0 | 0 | 0 | 0 | 0 | 0 | 0 | 0.0 |
| SAMFORD | 11/12/17 | 1 | | 0-0 | .000 | 0-0 | .000 | 0-0 | .000 | 0 | 0 | 0 | 0.0 | 0 | 0 | 0 | 0 | 0 | 0 | 0.0 |
| at Nebraska | 11/16/17 | dnp | | - | - | - | - | - | - | - | - | - | - | - | - | - | - | - | - | - |
| at Oral Roberts | 11/20/17 | dnp | | - | - | - | - | - | - | - | - | - | - | - | - | - | - | - | - | - |
| at UTEP | 11/24/17 | 19 | | 1-1 | 1.000 | 0-0 | .000 | 0-0 | .000 | 2 | 1 | 3 | 1.0 | 3 | 1 | 0 | 4 | 1 | 2 | 0.7 |
| vs NM State | 11/25/17 | dnp | | - | - | - | - | - | - | - | - | - | - | - | - | - | - | - | - | - |
| ACU | 11/29/17 | 3 | | 0-1 | .000 | 0-0 | .000 | 0-0 | .000 | 0 | 1 | 1 | 1.0 | 0 | 0 | 0 | 0 | 0 | 0 | 0.5 |
| at Kansas | 12/03/17 | 2 | | 0-0 | .000 | 0-0 | .000 | 0-0 | .000 | 0 | 0 | 0 | 0.8 | 0 | 0 | 0 | 1 | 0 | 0 | 0.4 |
| CHARLOTTE | 12/07/17 | 7 | | 0-0 | .000 | 0-0 | .000 | 0-2 | .000 | 2 | 0 | 2 | 1.0 | 3 | 0 | 1 | 0 | 0 | 0 | 0.3 |
| TULSA | 12/10/17 | 6 | | 0-1 | .000 | 0-0 | .000 | 0-0 | .000 | 0 | 1 | 1 | 1.0 | 1 | 0 | 0 | 1 | 0 | 0 | 0.3 |
| UT-ARLINGTON | 12/17/17 | 8 | | 0-1 | .000 | 0-0 | .000 | 1-2 | .500 | 1 | 4 | 5 | 1.5 | 3 | 0 | 1 | 1 | 0 | 1 | 0.4 |
| at Arizona State | 12/21/17 | 7 | | 0-0 | .000 | 0-0 | .000 | 0-0 | .000 | 0 | 1 | 1 | 1.4 | 2 | 0 | 0 | 0 | 0 | 0 | 0.3 |
| GRAMBLING | 12/28/17 | 5 | | 1-2 | .500 | 0-0 | .000 | 1-1 | 1.000 | 2 | 1 | 3 | 1.6 | 1 | 0 | 0 | 0 | 0 | 3 | 0.6 |
| OLE MISS | 12/31/17 | dnp | | - | - | - | - | - | - | - | - | - | - | - | - | - | - | - | - | - |
| at #5/3 Mississippi State | 01/04/18 | 3 | | 0-0 | .000 | 0-0 | .000 | 0-0 | .000 | 0 | 0 | 0 | 1.5 | 0 | 0 | 0 | 0 | 0 | 0 | 0.5 |
| ALABAMA | 01/07/18 | dnp | | - | - | - | - | - | - | - | - | - | - | - | - | - | - | - | - | - |
| at Georgia | 1/11/18 | 4 | | 0-0 | .000 | 0-0 | .000 | 1-2 | .500 | 1 | 0 | 1 | 1.4 | 0 | 0 | 0 | 0 | 0 | 1 | 0.6 |
| at Auburn | 01/14/18 | dnp | | - | - | - | - | - | - | - | - | - | - | - | - | - | - | - | - | - |
| FLORIDA | 01/18/18 | 2 | | 0-1 | .000 | 0-0 | .000 | 0-0 | .000 | 0 | 0 | 0 | 1.3 | 0 | 0 | 0 | 0 | 0 | 0 | 0.5 |
| at Missouri | 01/21/18 | 11 | | 0-2 | .000 | 0-0 | .000 | 0-0 | .000 | 1 | 2 | 3 | 1.4 | 3 | 0 | 0 | 1 | 0 | 0 | 0.5 |
| at #9/7 South Carolina | 01/25/18 | 11 | | 3-4 | .750 | 0-0 | .000 | 1-3 | .333 | 2 | 0 | 2 | 1.5 | 3 | 0 | 2 | 1 | 0 | 7 | 0.9 |
| KENTUCKY | 01/29/18 | 10 | | 0-0 | .000 | 0-0 | .000 | 1-2 | .500 | 1 | 0 | 1 | 1.4 | 4 | 0 | 1 | 0 | 0 | 1 | 0.9 |
| at Alabama | 2/4/18 | dnp | | - | - | - | - | - | - | - | - | - | - | - | - | - | - | - | - | - |
| NO. 11 TENNESSEE | 02/08/18 | dnp | | - | - | - | - | - | - | - | - | - | - | - | - | - | - | - | - | - |
| MISSOURI | 02/12/18 | 15 | | 1-2 | .500 | 0-0 | .000 | 3-6 | .500 | 0 | 2 | 2 | 1.5 | 2 | 0 | 0 | 1 | 0 | 5 | 1.2 |
| at Kentucky | 02/15/18 | 6 | | 1-1 | 1.000 | 0-0 | .000 | 1-2 | .500 | 2 | 0 | 2 | 1.5 | 2 | 0 | 0 | 0 | 0 | 3 | 1.3 |
| LSU | 02/18/18 | dnp | | - | - | - | - | - | - | - | - | - | - | - | - | - | - | - | - | - |
| #17 TEXAS A&M | 02/22/18 | 13 | | 1-1 | 1.000 | 0-0 | .000 | 1-2 | .500 | 1 | 2 | 3 | 1.6 | 1 | 0 | 0 | 0 | 0 | 3 | 1.4 |
| Totals | | 0 | 135 | 8-17 | .471 | 0-0 | .000 | 10-22 | .455 | 15 | 15 | 30 | 1.6 | 28 | 1 | 5 | 10 | 1 | 26 | 1.4 |

Games played: 19
Minutes/game: 7.1
Points/game: 1.4
FG Pct: 47.1
FT Pct: 45.5

Rebounds/game: 1.6
Assists/game: 0.1
Turnovers/game: 0.3
Assist/turnover ratio: 0.2
Steals/game: 0.1
Blocks/game: 0.5

NOTES

- » University of Arkansas Athletic Department Academic Athletic Director's List: Fall, 2017
- » First career game as a Razorback came against Sam Houston State in the opener.
- » Played 19 minutes with four blocks and solid defense at UTEP.
- » Posted a career-best 3-for-6 performance from the free throw line against No. 13 Missouri.

CAREER STATS

| Year | GP-GS | Min | Avg | Total | | | 3-Point | | | F-Throw | | | Rebounds | | | | PF | FO | Ast | TO | Blk | Stl | Pts | Avg |
|---------|-------|-----|-----|-------|-----|------|---------|-----|------|---------|-----|------|----------|-----|-----|-----|----|----|-----|----|-----|-----|-----|-----|
| | | | | FG | FGA | Pct | FG | FGA | Pct | FT | FTA | Pct | Off | Def | Tot | Avg | | | | | | | | |
| 2017-18 | 19-0 | 135 | 7.1 | 8 | 17 | .471 | 0 | 0 | .000 | 10 | 22 | .455 | 15 | 15 | 30 | 1.6 | 28 | 0 | 1 | 5 | 10 | 1 | 26 | 1.4 |
| TOTAL | 19-0 | 135 | 7.1 | 8 | 17 | .471 | 0 | 0 | .000 | 10 | 22 | .455 | 15 | 15 | 30 | 1.6 | 28 | 0 | 1 | 5 | 10 | 1 | 26 | 1.4 |



0-A'Tyanna Gaulden
RSo | G | 5-7



1-Raven Northcross-Baker
Jr | G | 5-7




3-Malica Monk
Jr | G | 5-5



4-Keiryn Swenson
Jr | G/F | 6-1



10-Kiara Williams
So | F/C | 6-1



12-Brenna McClure
RSo | G | 5-6



13-Grayce Spangler
Fr | G | 5-11



14-Jailyn Mason
So | G | 5-9



20-Sydney Stout
So | F | 6-0



21-Devin Cospers
Gr. | G | 5-10



22-Bailey Zimmerman
Jr | G/F | 6-0



24-Taylah Thomas
Fr | F | 6-1



30-Macy Weaver
Fr | F | 6-3



33-Chelsea Dungee
RSo | G | 5-11



Mike Neighbors
Arkansas, 1993
First Season



Lacey Goldwire
Oklahoma State, 2010
First Season



Todd Schaefer
Thomas More College, 1995
First Season



Pauline Love
Southern Miss, 2010
First Season



NOVEMBER 2, 2017

NORTHEASTERN STATE

ARKANSAS

Bud Walton Arena
Fayetteville, Arkansas

Devin Cosper dropped in 31 points leading four players in double figures in exhibition action. It was the 14th-consecutive exhibition game win for Arkansas and the first under head coach Mike Neighbors.

74
82

Northeastern State Univ. 74

| # | Player | Total | 3-Ptr | | | Rebounds | | PF | TP | A | TO | Blk | Stl | Min |
|-------------|--------------------|-------|--------|-----------|-------|-----------|-------|-----------|-------|-------------|----|-------|-----|----------|
| | | FG | FGA | FT | FTA | Off | Def | | | | | | | |
| 24 | Strange, Destiny | r | 3-10 | 0-4 | 0-0 | 1 | 3 | 4 | 3 | 6 | 3 | 1 | 0 | 29 |
| 22 | Griffin, Miranda | g | 6-11 | 5-9 | 0-2 | 1 | 4 | 5 | 2 | 17 | 3 | 0 | 0 | 27 |
| 14 | Hayes, Cenia | g | 2-6 | 2-6 | 2-2 | 1 | 4 | 5 | 0 | 8 | 0 | 1 | 0 | 18 |
| 21 | Brooks, Tree | g | 2-7 | 1-3 | 3-4 | 0 | 1 | 1 | 3 | 8 | 1 | 2 | 0 | 20 |
| 23 | Eldred, Bailee | g | 2-7 | 1-1 | 2-2 | 2 | 6 | 8 | 3 | 7 | 3 | 2 | 0 | 20 |
| 04 | Hill, Alexis | g | 1-2 | 1-2 | 0-2 | 0 | 0 | 0 | 3 | 3 | 1 | 0 | 0 | 19 |
| 15 | Cunningham, Cailey | g | 0-2 | 0-1 | 0-0 | 2 | 0 | 2 | 0 | 0 | 1 | 0 | 0 | 7 |
| 20 | Long, Caitlyn | g | 3-6 | 1-3 | 2-2 | 3 | 4 | 7 | 1 | 9 | 1 | 0 | 0 | 24 |
| 32 | Blevins, Lauryn | g | 4-10 | 1-3 | 2-2 | 2 | 4 | 6 | 4 | 11 | 0 | 2 | 3 | 27 |
| 33 | Bertrand, Joi | g | 0-4 | 0-0 | 2-2 | 1 | 2 | 2 | 2 | 0 | 4 | 1 | 1 | 12 |
| 24 | Hellyer, Morgan | g | 1-3 | 1-3 | 0-0 | 1 | 0 | 1 | 1 | 3 | 0 | 1 | 0 | 7 |
| Team | | | | | | 1 | 4 | 5 | | | | | | 700 |
| Totals | | | 24-68 | 13-35 | 13-18 | 15 | 31 | 46 | 22 | 74 | 13 | 14 | 4 | 7 |
| 1st - FG %: | | 5-18 | 27.8% | 2nd: 8-17 | 47.1% | 3rd: 4-14 | 28.6% | 4th: 7-19 | 36.8% | Game: 24-68 | | 35.3% | | Rebounds |
| 3FG %: | | 2-8 | 25.0% | 8-11 | 72.7% | 8-11 | 72.7% | 5-8 | 62.5% | 13-35 | | 37.1% | | 3 |
| FT %: | | 2-2 | 100.0% | 1-6 | 16.7% | 1-6 | 16.7% | 5-8 | 62.5% | 13-35 | | 37.1% | | 3 |
| Deadball | | | | | | | | | | 13-18 | | 72.2% | | |
| Rebounds | | | | | | | | | | | | | | |

Arkansas 82

| # | Player | Total | | 3-Ptr | | Rebounds | | PF | TP | A | TO | Blk | Stl | Min | | | |
|-------------|-------------------|-------|-------|-------|------|----------|-----|-------|----|------------|----|-------|-----|-------------|--|--------|--|
| | | FG | FGA | FT | FTA | Off | Def | | | | | | | | | | |
| 10 | WILLIAMS, Kiara | 1 | 2-3 | 0-0 | 0-2 | 4 | 2 | 6 | 3 | 5 | 0 | 0 | 1 | 13 | | | |
| 22 | ZIMMERMAN, Bailey | 1 | 0-7 | 0-4 | 0-0 | 2 | 2 | 4 | 2 | 0 | 1 | 2 | 0 | 1 | | | |
| 03 | MONK, Malica | 0 | 4-14 | 0-2 | 6-8 | 2 | 3 | 5 | 3 | 14 | 7 | 1 | 0 | 34 | | | |
| 14 | MASON, Jaielyn | 0 | 4-12 | 1-3 | 0-0 | 0 | 7 | 7 | 1 | 9 | 3 | 2 | 1 | 31 | | | |
| 21 | COSPER, Devin | 0 | 11-23 | 6-9 | 3-4 | 1 | 4 | 5 | 1 | 31 | 2 | 1 | 2 | 29 | | | |
| 01 | NORTHCROSS-BAKER, | 0 | 4-8 | 0-0 | 6-10 | 1 | 2 | 3 | 1 | 17 | 2 | 1 | 0 | 4 | | | |
| 04 | SWENSON, Keiryn | 0 | 0-2 | 0-0 | 0-0 | 1 | 2 | 3 | 2 | 0 | 2 | 0 | 0 | 9 | | | |
| 13 | SPANGLER, Grayce | 0 | 0-1 | 0-0 | 0-0 | 0 | 0 | 0 | 0 | 0 | 0 | 0 | 0 | 2 | | | |
| 20 | STOUT, Sydney | 0 | 0-0 | 0-0 | 0-0 | 0 | 0 | 0 | 0 | 0 | 0 | 0 | 0 | 2 | | | |
| 24 | THOMAS, Taylah | 0 | 3-4 | 0-1 | 0-1 | 3 | 5 | 8 | 1 | 6 | 0 | 0 | 0 | 24 | | | |
| 30 | WEAVER, Macy | 0 | 0-0 | 0-0 | 0-0 | 2 | 0 | 2 | 0 | 0 | 1 | 0 | 0 | 3 | | | |
| Team | | | | | | 0-3 | | | | | | | | | | | |
| Totals | | 28-74 | | 10-25 | | 16-25 | | 16-30 | | 46-14 | | 82-16 | | 9-3 | | 12-200 | |
| 1st - FG %: | | 5-17 | | 29.4% | | 4-18 | | 22.2% | | 2nd - 7-18 | | 38.9% | | 3rd - 1-4 | | 25.0% | |
| 3FG %: | | 3-8 | | 37.5% | | 1-5 | | 20.0% | | 4th - 1-4 | | 25.0% | | Game: 28-74 | | 37.5% | |
| FT %: | | 7-10 | | 70.0% | | 6-8 | | 75.0% | | 3-5 | | 60.0% | | 10-25 | | 40.0% | |
| Deadball | | | | | | | | | | | | | | 16-25 | | 64.0% | |
| Rebounds | | | | | | | | | | | | | | | | | |

Officials: Brian Hall, Luis Gonzalez, Katie Lukanich
Technical fouls: Northeastern State Univ.-None, Arkansas-None.
Attendance: 1,200
Estimated Actual Attendance: 816

| Score by periods | 1st | 2nd | 3rd | 4th | Total |
|--------------------------|-----|-----|-----|-----|-------|
| Northeastern State Univ. | 14 | 24 | 13 | 23 | 74 |
| Arkansas | 20 | 15 | 18 | 29 | 82 |

Last FG - NESU 4th-00:35, AR 4th-01:01.
Largest lead - NESU by 5 3rd-09:05, AR by 13 1st-03:09.
NESU led for 09:13, AR led for 24:08. Game was tied for 06:39.



NOVEMBER 12, 2017

SAMFORD

ARKANSAS

Bud Walton Arena
Fayetteville, Arkansas

Career best points and rebounds for Malica Monk. Career best points for Taylah Thomas and Kiara Williams.

63
84

Samford 63 • 0-2

| # | Player | | Total | | 3-Ptr | | Rebounds | | PF | TP | A | TO | Blk | Stl | Min | | | |
|--------|---------------------|---|-------|-----|-------|-----|----------|-----|------|----|-------|----|-------|-----|------|--|-----|--|
| | | | FG | FGA | FT | FTA | Off | Def | | | | | | | | | | |
| 32 | Olivia Crozier | f | 5-8 | 0-0 | 0-0 | 2 | 5 | 7 | 2 | 10 | 1 | 1 | 0 | 0 | 22 | | | |
| 35 | Samantha Fitzgerald | f | 2-9 | 0-1 | 2-2 | 1 | 4 | 5 | 1 | 10 | 0 | 0 | 4 | 1 | 31 | | | |
| 02 | Hannah Nichols | c | 6-13 | 3-7 | 2-2 | 1 | 5 | 6 | 2 | 17 | 3 | 1 | 1 | 1 | 32 | | | |
| 12 | Charity Brown | c | 2-6 | 1-3 | 2-4 | 1 | 5 | 6 | 4 | 7 | 4 | 2 | 0 | 0 | 1 | | | |
| 31 | Cassidy Williams | g | 3-9 | 1-5 | 0-0 | 0 | 1 | 1 | 1 | 7 | 1 | 1 | 0 | 0 | 24 | | | |
| 03 | Shauntal Battle | | 2-2 | 0-0 | 1-2 | 1 | 1 | 2 | 4 | 5 | 1 | 2 | 0 | 1 | 16 | | | |
| 11 | Paige Serup | | 1-3 | 0-2 | 2-2 | 0 | 2 | 2 | 2 | 4 | 0 | 0 | 0 | 0 | 18 | | | |
| 22 | Raven Omar | | 0-1 | 0-1 | 0-0 | 0 | 0 | 0 | 2 | 0 | 3 | 1 | 0 | 0 | 6 | | | |
| 33 | Makaila Woolard | | 2-8 | 1-3 | 2-2 | 0 | 0 | 0 | 2 | 7 | 2 | 2 | 0 | 0 | 18 | | | |
| 45 | Natalie Armstrong | | 0-0 | 0-0 | 0-0 | 0 | 0 | 0 | 0 | 0 | 1 | 2 | 0 | 0 | 5 | | | |
| Team | | | | | | | 1-2 | | 3 | | | | | | | | | |
| Totals | | | 23-59 | | 6-22 | | 11-14 | | 8-26 | | 34-23 | | 63-17 | | 13-3 | | 200 | |

Arkansas 84 • 2-0

| # | Player | Total | | 3-Ptr | | Rebounds | | PF | TP | A | To | Blk | Stl | Min | |
|--------|-------------------|-------|-------|-------|-------|----------|-----|----|----|----|----|-----|-----|-----|-----|
| | | FG | FGA | FT | FTA | Off | Def | | | | | | | | |
| 10 | WILLIAMS, Kiara | 1 | 5-7 | 0-0 | 0-0 | 1 | 4 | 5 | 1 | 10 | 0 | 0 | 4 | 2 | 19 |
| 22 | ZIMMERMAN, Bailey | 1 | 0-1 | 0-1 | 0-0 | 0 | 0 | 0 | 3 | 0 | 0 | 0 | 0 | 0 | 19 |
| 03 | MONK, Malica | 0 | 6-14 | 2-3 | 7-7 | 1 | 8 | 9 | 2 | 21 | 6 | 1 | 0 | 0 | 37 |
| 14 | MASON, Jaielyn | 0 | 5-11 | 2-5 | 0-2 | 0 | 1 | 1 | 2 | 12 | 2 | 1 | 0 | 2 | 35 |
| 21 | COSPER, Devin | 0 | 5-12 | 3-10 | 5-5 | 0 | 5 | 5 | 2 | 18 | 2 | 1 | 0 | 1 | 29 |
| 01 | NORTHCROSS-BAKER, | 0 | 0-2 | 0-2 | 0-0 | 0 | 1 | 1 | 0 | 6 | 1 | 0 | 0 | 0 | 22 |
| 04 | SWENSON, Keiryn | 0 | 3-5 | 3-4 | 0-0 | 0 | 0 | 0 | 3 | 9 | 1 | 0 | 0 | 0 | 13 |
| 13 | SPANGLER, Grayce | 0 | 0-1 | 0-1 | 0-0 | 0 | 1 | 1 | 0 | 0 | 0 | 0 | 0 | 0 | 2 |
| 20 | STOUT, Sydney | 0 | 0-0 | 0-0 | 1-2 | 0 | 1 | 1 | 0 | 1 | 0 | 0 | 0 | 0 | 2 |
| 24 | THOMAS, Taylah | 0 | 5-6 | 0-1 | 3-6 | 2 | 7 | 9 | 1 | 13 | 0 | 2 | 0 | 0 | 21 |
| 30 | WEAVER, Macy | 0 | 0-0 | 0-0 | 0-0 | 0 | 0 | 0 | 0 | 0 | 0 | 0 | 0 | 0 | 1 |
| Team | | | | | | 1 | 2 | 3 | | | | | | | |
| Totals | | | 29-59 | 10-27 | 16-22 | 5 | 30 | 35 | 15 | 84 | 17 | 6 | 4 | 7 | 200 |



NOVEMBER 20, 2017

ARKANSAS

ORU

Mabee Arena
Tulsa, Oklahoma77
66

Career-best 24 points for Malica Monk and career-best tying night with 21 points for Devin Cosper. Arkansas forced 14 ORU turnovers while only turning it over four times.

Arkansas 77 • 3-1

| # | Player | | Total | | | 3-Ptr | | | Rebounds | | | PF | TP | A | TO | Blk | Stl | Min |
|--------|-------------------|---|--------|--------|--------|-------|-----|-----|----------|-----|-----|----|----|---|-----|-----|-----|-----|
| | | | FG-FGA | FG-FGA | FT-FTA | Off | Def | Tot | Off | Def | Tot | | | | | | | |
| 10 | WILLIAMS, Kiara | f | 3-7 | 0-0 | 2-2 | 3 | 2 | 5 | 4 | 8 | 0 | 1 | 0 | 1 | 0 | 1 | 17 | |
| 22 | ZIMMERMAN, Bailey | f | 1-7 | 0-3 | 0-2 | 1 | 3 | 4 | 3 | 2 | 1 | 0 | 1 | 0 | 0 | 21 | | |
| 03 | MONK, Malica | g | 9-16 | 1-3 | 5-6 | 0 | 3 | 3 | 1 | 24 | 4 | 1 | 0 | 0 | 1 | 32 | | |
| 44 | MASON, Jaielyn | g | 3-9 | 0-0 | 0-0 | 1 | 1 | 2 | 1 | 6 | 1 | 1 | 0 | 0 | 0 | 32 | | |
| 21 | COSPER, Devin | g | 8-19 | 3-10 | 2-2 | 0 | 10 | 10 | 2 | 21 | 1 | 0 | 0 | 0 | 2 | 38 | | |
| 01 | NORTHCROSS-BAKER, | g | 3-6 | 1-4 | 1-2 | 0 | 1 | 1 | 3 | 8 | 1 | 0 | 0 | 0 | 0 | 22 | | |
| 04 | SWENSON, Keiryn | g | 2-3 | 1-2 | 1-2 | 0 | 2 | 2 | 2 | 6 | 0 | 1 | 0 | 1 | 0 | 15 | | |
| 24 | THOMAS, Taylah | g | 0-3 | 0-1 | 2-2 | 2 | 2 | 9 | 2 | 2 | 0 | 0 | 1 | 0 | 0 | 23 | | |
| | Team | | | | | 2 | 3 | 5 | | | | | | | | | | |
| Totals | | | 29-70 | 6-23 | 13-18 | 9 | 32 | 41 | 18 | 77 | 8 | 4 | 2 | 5 | 200 | | | |

| | | | | | | | | | | | | | | | | |
|-----------|------|-------|------|------|-------|------|------|-------|------|------|-------|-------|-------|-------|----------|---|
| 1st FG %: | 9-19 | 47.4% | 2nd: | 7-19 | 36.8% | 3rd: | 7-19 | 36.8% | 4th: | 6-14 | 42.9% | Game: | 29-70 | 41.4% | Deadball | |
| 3FG %: | 3-7 | 42.9% | | 1-5 | 20.0% | | 2-6 | 33.3% | | 0-3 | 0.0% | | 6-23 | 26.1% | Rebounds | 3 |
| FT %: | 5-6 | 83.3% | | 0-2 | 0.0% | | 0-0 | 0.0% | | 9-12 | 75.0% | | 13-18 | 72.2% | | |

Oral Roberts 66 • 1-3

| # | Player | Total | | | 3-Ptr | | | Rebounds | | | PF | TP | A | TO | Blk | Stl | Min |
|--------|---------------------|--------|--------|--------|-------|-----|-----|----------|-----|-----|----|----|---|----|-----|-----|-----|
| | | FG-FGA | FG-FGA | FT-FTA | Off | Def | Tot | Off | Def | Tot | | | | | | | |
| 5 | Ilim, Faith | f | 5-9 | 0-1 | 3-6 | 4 | 7 | 11 | 2 | 13 | 2 | 4 | 0 | 0 | 0 | 28 | |
| 44 | Martinez, Maria | f | 3-8 | 0-1 | 5-6 | 1 | 8 | 9 | 3 | 11 | 4 | 2 | 0 | 0 | 0 | 32 | |
| 13 | Skalnik, Rachel | g | 1-3 | 1-3 | 0-0 | 0 | 0 | 0 | 4 | 3 | 0 | 1 | 0 | 0 | 0 | 21 | |
| 32 | Gavie, Sarah | g | 4-12 | 4-12 | 0-0 | 0 | 5 | 5 | 1 | 12 | 3 | 2 | 0 | 0 | 0 | 33 | |
| 3 | Lippe, Keri Jo | g | 1-7 | 0-2 | 4-4 | 0 | 1 | 1 | 3 | 6 | 0 | 1 | 0 | 1 | 0 | 20 | |
| 02 | Doyle, Jordan | g | 0-0 | 0-0 | 0-0 | 0 | 0 | 0 | 1 | 0 | 0 | 1 | 0 | 0 | 0 | 1 | |
| 10 | Mayberry, Maya | g | 2-5 | 2-3 | 2-2 | 0 | 1 | 1 | 8 | 1 | 1 | 0 | 1 | 0 | 1 | 22 | |
| 20 | Schumacher, Regan | g | 0-1 | 0-0 | 0-0 | 0 | 1 | 1 | 0 | 0 | 0 | 0 | 0 | 0 | 0 | 2 | |
| 22 | Gilbert, Jordan | g | 1-4 | 0-0 | 0-0 | 1 | 4 | 5 | 4 | 2 | 1 | 2 | 0 | 0 | 0 | 20 | |
| 24 | Brotons, Montserrat | g | 5-9 | 0-0 | 1-1 | 1 | 3 | 4 | 1 | 11 | 1 | 0 | 0 | 0 | 0 | 21 | |
| Team | | | | | | 0 | 4 | 4 | | | | | | | | | |
| Totals | | | 22-58 | 7-22 | 15-19 | 7 | 34 | 41 | 20 | 66 | 12 | 14 | 0 | 2 | 200 | | |

| | | | | | | | | | | | | | | | | |
|-----------|------|-------|------|------|-------|------|------|-------|------|-------|--------|-------|-------|-------|----------|---|
| 1st FG %: | 8-15 | 53.3% | 2nd: | 6-14 | 42.9% | 3rd: | 5-18 | 27.8% | 4th: | 3-13 | 23.1% | Game: | 22-58 | 37.9% | Deadball | |
| 3FG %: | 2-4 | 50.0% | | 3-8 | 37.5% | | 1-7 | 14.3% | | 1-5 | 20.0% | | 7-22 | 31.8% | Rebounds | 1 |
| FT %: | 3-5 | 60.0% | | 0-0 | 0.0% | | 2-4 | 50.0% | | 10-10 | 100.0% | | 15-19 | 78.9% | | |

Officials: Greg Small, Nick Marshall, Michelle Kramer
Technical fouls: Arkansas-None. Oral Roberts-None.
Attendance: 2503

| Score by periods | 1st | 2nd | 3rd | 4th | Total |
|------------------|-----|-----|-----|-----|-------|
| Arkansas | 25 | 15 | 16 | 21 | 77 |
| Oral Roberts | 21 | 15 | 13 | 17 | 66 |

Last FG - AR 4th-01:52, ORU 4th-00:29.
Largest lead - AR by 14 4th-07:23, ORU by 6 1st-04:08.
AR led for 30:59, ORU led for 08:32. Game was tied for 00:29.

| Points | In | Off | 2nd | Fast | Bench |
|----------|----|-----|-----|------|-------|
| Arkansas | 32 | 15 | 0 | 10 | 10 |
| ORU | 28 | 0 | 2 | 2 | 21 |

Score tied - 1 time.
Lead changed - 1 time.



NOVEMBER 25, 2017

ARKANSAS

NEW MEXICO STATE

Don Haskins Center
El Paso, Texas69
60

Devin Cosper with her third double-double with 17 points and 11 rebounds. Malica Monk led all scorers with 22 points. Williams posted her first career double-double with 11 points and 11 rebounds.

Arkansas 69 • 4-2

| # | Player | Total | 3-Ptr | Rebounds | | | PF | TP | A | TO | Blk | Stl | Min | | |
|--------|-------------------|--------|--------|----------|-------|-----|----|----|----|----|-----|-----|-----|----|-----|
| | | FG-FGA | FG-FGA | FT-FTA | Off | Def | | | | | | | | | |
| 10 | WILLIAMS, Kiara | f | 5-11 | 0-0 | 3 | 4 | 7 | 11 | 2 | 11 | 0 | 3 | 0 | 2 | 25 |
| 03 | MONK, Malica | g | 9-17 | 1-4 | 3-7 | 3 | 4 | 7 | 0 | 22 | 2 | 5 | 1 | 4 | 38 |
| 14 | MASON, Jaielyn | g | 1-8 | 1-4 | 0-0 | 3 | 3 | 6 | 3 | 3 | 2 | 1 | 1 | 2 | 28 |
| 21 | COSPER, Devin | g | 6-17 | 2-9 | 3-4 | 2 | 9 | 11 | 2 | 17 | 4 | 2 | 1 | 2 | 39 |
| 22 | ZIMMERMAN, Bailey | g | 0-1 | 0-1 | 1-2 | 2 | 1 | 3 | 2 | 1 | 2 | 0 | 0 | 0 | 24 |
| 01 | NORTHCROSS-BAKER, | g | 2-7 | 1-4 | 2-4 | 1 | 1 | 2 | 4 | 7 | 0 | 2 | 0 | 2 | 18 |
| 04 | SWENSON, Keiryn | g | 2-5 | 1-4 | 0-0 | 2 | 4 | 6 | 1 | 5 | 0 | 4 | 0 | 0 | 14 |
| 24 | THOMAS, Taylah | g | 0-4 | 0-0 | 3-4 | 3 | 4 | 7 | 1 | 3 | 0 | 1 | 0 | 0 | 14 |
| Team | | | | | 2 | 0 | 2 | | | | | | | | |
| Totals | | | 25-70 | 6-26 | 13-24 | 22 | 33 | 55 | 15 | 69 | 10 | 18 | 3 | 12 | 200 |

| | | | | | | | | | | | | | | | | |
|-----------|------|-------|------|------|--------|------|------|--------|------|------|-------|-------|-------|-------|----------|---|
| 1st FG %: | 4-19 | 21.1% | 2nd: | 4-14 | 28.6% | 3rd: | 9-18 | 50.0% | 4th: | 8-19 | 42.1% | Game: | 25-70 | 35.7% | Deadball | |
| 3FG %: | 1-7 | 14.3% | | 1-6 | 16.7% | | 3-7 | 42.9% | | 1-6 | 16.7% | | 6-26 | 23.1% | Rebounds | 7 |
| FT %: | 2-4 | 50.0% | | 3-3 | 100.0% | | 3-3 | 100.0% | | 5-14 | 35.7% | | 13-24 | 54.2% | | |

NM State 60 • 2-4

Team Stats 03-2-24

| # | Player | Total | 3-Ptr | Rebounds | PF | TP | A | TO | Blk | Stl | Min | | | |
|--------|---------------------|--------|--------|----------|-----|-----|-----|----|-----|-----|-----|---|----|-----|
| | | FG-FGA | FG-FGA | FT-FTA | Off | Def | Tot | | | | | | | |
| 01 | Cooper, Jasmine | f 1-8 | 0-0 | 2-2 | 2 | 3 | 5 | 2 | 4 | 2 | 2 | 0 | 1 | 21 |
| 30 | Pack, Gia | f 7-15 | 0-4 | 3-5 | 4 | 2 | 6 | 4 | 17 | 1 | 3 | 0 | 0 | 26 |
| 02 | Salas, Brooke | g 5-17 | 2-8 | 3-5 | 6 | 4 | 10 | 4 | 15 | 1 | 4 | 1 | 1 | 30 |
| 12 | Williams, Zaire | g 2-5 | 1-3 | 2-2 | 0 | 2 | 2 | 4 | 7 | 2 | 6 | 1 | 1 | 38 |
| 21 | Mills, Monique | g 2-6 | 1-2 | 0-0 | 0 | 2 | 2 | 1 | 5 | 2 | 0 | 0 | 5 | 33 |
| 00 | Wilmore, Pam | g 0-1 | 0-0 | 0-0 | 0 | 0 | 0 | 0 | 0 | 0 | 0 | 0 | 0 | 3 |
| 03 | Childress, Tonishia | g 0-2 | 0-1 | 0-0 | 0 | 3 | 3 | 1 | 0 | 1 | 1 | 0 | 1 | 14 |
| 20 | Mills, Dominique | g 2-4 | 0-0 | 0-0 | 1 | 3 | 4 | 2 | 4 | 0 | 1 | 0 | 1 | 16 |
| 22 | Atkinson, Kalei | g 0-0 | 0-0 | 0-0 | 0 | 0 | 0 | 0 | 0 | 0 | 0 | 0 | 0 | 0 |
| 33 | Toiolo, Jeneva | g 4-9 | 0-0 | 0-0 | 0 | 6 | 6 | 3 | 8 | 0 | 1 | 0 | 0 | 19 |
| Team | | | | | 1 | 2 | 3 | | | | | | | |
| Totals | | 23-67 | 4-18 | 10-14 | 14 | 27 | 41 | 21 | 60 | 9 | 18 | 2 | 10 | 200 |

| | | | | | | | | | | | | | | | | |
|-----------|------|-------|------|------|-------|------|------|-------|------|------|-------|-------|-------|-------|----------|---|
| 1st FG %: | 8-21 | 38.1% | 2nd: | 4-15 | 26.7% | 3rd: | 6-16 | 37.5% | 4th: | 5-15 | 33.3% | Game: | 23-67 | 34.3% | Deadball | |
| 3FG %: | 1-6 | 16.7% | | 0-2 | 0.0% | | 2-4 | 50.0% | | 1-6 | 16.7% | | 4-18 | 22.2% | Rebounds | 1 |
| FT %: | 0-2 | 0.0% | | 0-0 | 0.0% | | 1-2 | 50.0% | | 9-10 | 90.0% | | 10-14 | 71.4% | | |

Officials: Lisa Mattingly, Beverly Roberts, Tina Napier
Technical fouls: Arkansas-None. NM State-None.
Attendance: 250

| Score by periods | 1st | 2nd | 3rd | 4th | Total |
|------------------|-----|-----|-----|-----|-------|
| Arkansas | 11 | 12 | 24 | 22 | 69 |
| NM State | 17 | 8 | 15 | 20 | 60 |

Last FG - AR 4th-00:16, NMSU 4th-00:51.
Largest lead - AR by 11 3rd-03:45, NMSU by 7 1st-01:06.
AR led for 19:50, NMSU led for 19:16. Game was tied for 00:54.

| Points | In | Off | 2nd | Fast | Bench |
|----------|----|-----|-----|------|-------|
| Arkansas | 34 | 17 | 16 | 13 | 15 |
| NMSU | 30 | 20 | 17 | 8 | 12 |

Score tied - 2 times.
Lead changed - 8 times.



NOVEMBER 24, 2017

ARKANSAS

UTEP

Don Haskins Center
El Paso, Texas61
64

Arkansas started the game 0-for-15 in the first quarter and made a valiant comeback that fell short. Devin Cosper reached double figures in the third quarter and she and Malica Monk were in double figures for the fifth time.

Arkansas 61 • 3-2

| # | Player | Total | | | 3-Ptr | | | Rebounds | | | PF | TP | A | TO | Blk | Stl | Min |
|--------|-------------------|--------|--------|--------|-------|-----|-----|----------|----|----|----|----|---|----|-----|-----|-----|
| | | FG-FGA | FG-FGA | FT-FTA | Off | Def | Tot | | | | | | | | | | |
| 10 | WILLIAMS, Kiara | f | 0-2 | 0-0 | 1-2 | 1 | 0 | 1 | 3 | 1 | 0 | 1 | 0 | 1 | 8 | | |
| 03 | MONK, Malica | g | 3-15 | 1-6 | 3-3 | 0 | 2 | 2 | 10 | 5 | 1 | 0 | 3 | 36 | | | |
| 14 | MASON, Jaielyn | g | 3-9 | 2-6 | 0-0 | 1 | 3 | 4 | 1 | 8 | 2 | 0 | 0 | 1 | 24 | | |
| 21 | COSPER, Devin | g | 8-17 | 6-13 | 0-0 | 1 | 4 | 5 | 2 | 22 | 0 | 1 | 0 | 4 | 31 | | |
| 22 | ZIMMERMAN, Bailey | g | 1-5 | 0-3 | 2-2 | 2 | 1 | 3 | 0 | 4 | 2 | 0 | 0 | 2 | 23 | | |
| 01 | NORTHCROSS-BAKER, | g | 3-12 | 0-6 | 1-1 | 2 | 0 | 2 | 1 | 7 | 3 | 0 | 0 | 0 | 16 | | |
| 04 | SWENSON, Keiryn | g | 2-7 | 2-6 | 0-2 | 1 | 1 | 2 | 0 | 6 | 0 | 1 | 0 | 2 | 16 | | |
| 13 | SPANGLER, Grayce | g | 0-0 | 0-0 | 0-0 | 0 | 0 | 0 | 2 | 0 | 0 | 0 | 0 | 0 | 5 | | |
| 20 | STOUT, Sydney | g | 0-0 | 0-0 | 0-0 | 0 | 0 | 0 | 0 | 0 | 0 | 0 | 0 | 0 | 6 | | |
| 24 | THOMAS, Taylah | g | 0-2 | 0-1 | 1-2 | 2 | 2 | 4 | 1 | 1 | 0 | 0 | 0 | 0 | 16 | | |
| 30 | WEAVER, Macy | g | 1-1 | 0-0 | 0-0 | 2 | 1 | 3 | 3 | 2 | 1 | 0 | 4 | 1 | 19 | | |
| Team | | | | | 0 | 1 | 1 | | | | | | | | | | |
| Totals | | | 21-70 | 11-41 | 8-14 | 12 | | | | | | | | | | | |



DECEMBER 3, 2017

ARKANSAS

KANSAS

Allen Fieldhouse
Lawrence, Kansas

Devin Cosper and Malica Monk made it eight games in a row with double-figure scoring. Kiara Williams posted a career-best 16 rebounds. Second consecutive game in double-figures for Jaiilyn Mason.

60
71

Arkansas 60 • 5-3

| # | Player | Total | | | 3-Ptr | | | Rebounds | | | PF | TP | A | TO | Blk | Stl | Min |
|--------|---------------------|--------|--------|--------|-------|-----|-----|----------|----|---|----|----|---|-----|-----|-----|-----|
| | | FG-FGA | FG-FGA | FT-FTA | Off | Def | Tot | | | | | | | | | | |
| 01 | NORTHCROSS-BAKER, g | 1-6 | 0-4 | 0-0 | 0 | 2 | 2 | 4 | 2 | 1 | 0 | 0 | 0 | 0 | 0 | 14 | |
| 03 | MONK, Malica | 8-20 | 1-3 | 4-4 | 3 | 4 | 7 | 4 | 21 | 5 | 3 | 0 | 0 | 0 | 0 | 32 | |
| 04 | SWENSON, Keiryn | 1-3 | 1-3 | 1-2 | 0 | 2 | 2 | 1 | 4 | 0 | 1 | 1 | 1 | 0 | 0 | 18 | |
| 10 | WILLIAMS, Kiara | 3-9 | 0-0 | 0-1 | 5 | 11 | 16 | 3 | 6 | 0 | 4 | 2 | 0 | 0 | 0 | 28 | |
| 13 | SPANGLER, Grayce | 0-0 | 0-0 | 0-0 | 0 | 0 | 0 | 0 | 0 | 0 | 0 | 0 | 0 | 0 | 0 | 1 | |
| 14 | MASON, Jaiilyn | 4-9 | 2-5 | 0-0 | 0 | 2 | 2 | 5 | 10 | 1 | 2 | 0 | 2 | 3 | 3 | 33 | |
| 21 | COSPER, Devin | 5-23 | 1-11 | 6-8 | 1 | 2 | 3 | 3 | 17 | 0 | 2 | 1 | 1 | 1 | 39 | | |
| 22 | ZIMMERMAN, Bailey | 0-1 | 0-0 | 0-0 | 0 | 2 | 2 | 4 | 0 | 0 | 1 | 1 | 0 | 0 | 0 | 24 | |
| 24 | THOMAS, Taylah | 0-1 | 0-1 | 0-0 | 0 | 0 | 0 | 0 | 0 | 0 | 0 | 0 | 0 | 0 | 0 | 9 | |
| 30 | WEAVER, Macy | 0-0 | 0-0 | 0-0 | 0 | 0 | 0 | 0 | 0 | 0 | 0 | 1 | 0 | 0 | 0 | 2 | |
| Team | | | | | | | | 2 | | | | | | | | | |
| Totals | | 22-69 | 5-27 | 11-15 | 13 | 27 | 40 | 24 | 60 | 7 | 13 | 6 | 3 | 200 | | | |

Kansas 71 • 7-0

| # | Player | | Total | | | 3-Ptr | | | Rebounds | | | PF | TP | A | TO | Blk | Stl | Min |
|--------|--------------------|---|--------|--------|--------|-------|-----|-----|----------|----|---|----|----|---|-----|-----|-----|-----|
| | | | FG-FGA | FG-FGA | FT-FTA | Off | Def | Tot | PF | TP | A | | | | | | | |
| 00 | Lyons, Christalah | g | 6-17 | 0-3 | 3-6 | 0 | 4 | 4 | 3 | 15 | 3 | 2 | 1 | 5 | 28 | | | |
| 02 | Osorio, Brianna | g | 2-6 | 0-2 | 4-4 | 0 | 8 | 8 | 2 | 8 | 2 | 7 | 1 | 1 | 33 | | | |
| 12 | Wilson, Micaela | g | 0-2 | 0-1 | 0-0 | 0 | 3 | 3 | 0 | 0 | 1 | 2 | 0 | 0 | 8 | | | |
| 14 | Richardson, Austin | f | 1-7 | 0-2 | 0-2 | 1 | 5 | 6 | 2 | 2 | 0 | 1 | 1 | 0 | 22 | | | |
| 22 | Cheadle, Chayla | f | 2-5 | 1-2 | 1-2 | 3 | 2 | 5 | 2 | 6 | 2 | 0 | 0 | 0 | 28 | | | |
| 23 | Watts, Eboni | g | 0-1 | 0-0 | 0-0 | 0 | 1 | 1 | 0 | 0 | 0 | 0 | 0 | 0 | 3 | | | |
| 23 | Kopatch, Kylee | g | 7-14 | 2-5 | 10-11 | 2 | 2 | 4 | 3 | 26 | 1 | 2 | 1 | 2 | 38 | | | |
| 35 | Helgren, Bailey | c | 2-3 | 0-0 | 0-0 | 2 | 1 | 3 | 1 | 4 | 0 | 0 | 0 | 0 | 17 | | | |
| 50 | Boric, Sara | g | 0-0 | 0-0 | 0-0 | 0 | 1 | 1 | 0 | 0 | 0 | 0 | 0 | 0 | 3 | | | |
| 55 | Johnson, Tyler | g | 5-7 | 0-0 | 0-0 | 3 | 2 | 5 | 3 | 10 | 0 | 1 | 1 | 0 | 20 | | | |
| Team | | | | | | | | | 7 10 | | | | | | | | | |
| Totals | | | 25-62 | 3-15 | 18-25 | 14 | 36 | 50 | 17 | 71 | 9 | 15 | 5 | 8 | 200 | | | |

Officials: Scott Yarbrough, Jesse Dickerson, Michael McConnell
Technical fouls: Arkansas-None. Kansas-None.
Attendance: 1,795
FO: Arkansas #14 (0:20.8)

| Score by periods | 1st | 2nd | 3rd | 4th | Total |
|------------------|-----|-----|-----|-----|-------|
| Arkansas | 12 | 10 | 21 | 17 | 60 |
| Kansas | 16 | 14 | 21 | 20 | 71 |

Last FG - AR 4th-01:10, KU 4th-03:10.
Largest lead - AR by 2 1st-08:40, KU by 13 3rd-08:05.
AR led for 01:17, KU led for 35:31. Game was tied for 03:03.

| Points | In | Off | 2nd | Fast |
|--------|----|-----|-----|------|
| Ark | 28 | 10 | 8 | 6 |
| KU | 42 | 17 | 11 | 16 |

Score tied - 2 times.
Lead changed - 3 times.



DECEMBER 7, 2017

CHARLOTTE

ARKANSAS

Bud Walton Arena
Fayetteville, Arkansas

Devin Cosper had a career-best 25 points and 14 rebounds in comeback win. Arkansas trailed by seven at the half and was tied at the 30 before winning.

72
73

Charlotte 72 • 3-6

| # | Player | Total | | | 3-Ptr | | | Rebounds | | | PF | TP | A | TO | Blk | Stl | Min | |
|----------------------|----------------------|-----------------|--------|-----------------|-------|-----------------|-----|-------------------|----|----------|----|----|---|----|-----|-----|-----|--|
| | | FG-FGA | FG-FGA | FT-FTA | Off | Def | Tot | PF | TP | A | | | | | | | | |
| 15 | JAMISON-MYERS, Nyila | | 3-9 | 0-0 | 2-3 | 3 | 1 | 4 | 5 | 8 | 1 | 1 | 0 | 0 | 0 | 13 | | |
| 34 | PEARSON, Dara | f | 3-10 | 0-0 | 0-2 | 9 | 10 | 19 | 2 | 6 | 0 | 0 | 2 | 0 | 0 | 35 | | |
| 03 | LINNEY, Mariah | g | 0-3 | 0-0 | 0-0 | 1 | 1 | 2 | 0 | 2 | 0 | 0 | 0 | 0 | 0 | 9 | | |
| 04 | RAVENSON, Laia | g | 6-18 | 2-3 | 3-4 | 0 | 6 | 6 | 2 | 17 | 6 | 6 | 1 | 6 | 35 | | | |
| 44 | RANSOM, Amaya | g | 6-19 | 2-7 | 0-1 | 0 | 5 | 5 | 1 | 14 | 2 | 5 | 0 | 0 | 37 | | | |
| 10 | MARTIN, Jada | g | 0-0 | 0-0 | 0-0 | 0 | 0 | 0 | 0 | 0 | 0 | 0 | 0 | 0 | 3 | | | |
| 13 | WILSON, Octavia | g | 2-6 | 0-2 | 1-2 | 1 | 2 | 3 | 2 | 5 | 4 | 1 | 0 | 1 | 27 | | | |
| 22 | HARLEY, Lauren | g | 2-3 | 0-0 | 3-4 | 0 | 6 | 6 | 2 | 7 | 0 | 1 | 0 | 0 | 18 | | | |
| 30 | ROBINSON, Jaide | g | 5-6 | 1-1 | 4-4 | 1 | 5 | 6 | 4 | 15 | 0 | 3 | 0 | 0 | 23 | | | |
| Team | | | | | | 3 | 4 | 7 | | | | | | | | | | |
| Totals | | | 27-74 | 5-13 | 13-20 | 18 | 40 | 58 | 20 | 72 | 15 | 17 | 3 | 7 | 200 | | | |
| 1st FG %: 8-21 38.1% | | 2nd: 8-16 50.0% | | 3rd: 3-17 17.6% | | 4th: 8-20 40.0% | | Game: 27-74 36.5% | | Deadball | | | | | | | | |
| 3FG %: 2-4 50.0% | | 1-2 50.0% | | 0-2 0.0% | | 2-5 40.0% | | 5-13 38.5% | | | | | | | | | | |
| FT %: 0-1 0.0% | | 2-2 100.0% | | 6-10 60.0% | | 5-7 71.4% | | 13-20 65.0% | | | | | | | | | | |

Arkansas 73 • 6-3

| # | Player | Total | | | 3-Ptr | | | Rebounds | | | PF | TP | A | TO | Blk | Stl | Min |
|----------------------|-------------------|-----------------|--------|-----------------|-------|-----------------|-----|-------------------|----|----------|----|----------|---|----|-----|-----|-----|
| | | FG-FGA | FG-FGA | FT-FTA | Off | Def | Tot | | | | | | | | | | |
| 22 | ZIMMERMAN, Bailey | f | 2-9 | 1-6 | 1-1 | 1 | 2 | 3 | 0 | 6 | 1 | 3 | 1 | 0 | 28 | | |
| 10 | WILLIAMS, Kiara | c | 3-8 | 0-0 | 3-11 | 8 | 4 | 12 | 3 | 9 | 0 | 0 | 3 | 4 | 29 | | |
| 03 | MONK, Malica | g | 6-18 | 2-6 | 1-2 | 1 | 3 | 4 | 4 | 15 | 3 | 1 | 0 | 3 | 38 | | |
| 14 | MASON, Jaiilyn | g | 4-10 | 2-6 | 2-2 | 0 | 4 | 4 | 2 | 12 | 4 | 1 | 1 | 1 | 30 | | |
| 21 | COSPER, Devin | g | 9-23 | 2-7 | 5-6 | 3 | 11 | 14 | 2 | 25 | 2 | 3 | 0 | 1 | 40 | | |
| 01 | NORTHCROSS-BAKER, | f | 1-2 | 1-2 | 0-0 | 0 | 3 | 3 | 0 | 3 | 1 | 1 | 0 | 0 | 11 | | |
| 04 | SWENSON, Keiryn | g | 1-5 | 1-4 | 0-0 | 0 | 2 | 2 | 2 | 3 | 0 | 0 | 0 | 0 | 13 | | |
| 24 | THOMAS, Taylah | g | 0-0 | 0-0 | 0-0 | 0 | 0 | 0 | 3 | 0 | 0 | 0 | 0 | 1 | 4 | | |
| 30 | WEAVER, Macy | g | 0-0 | 0-0 | 0-2 | 2 | 2 | 2 | 3 | 0 | 0 | 1 | 0 | 0 | 7 | | |
| Team | | | | | | | 0 | 1 | 1 | | | | | | | | |
| Totals | | | 26-75 | 9-31 | 12-24 | 15 | 30 | 45 | 19 | 73 | 11 | 10 | 5 | 10 | 200 | | |
| 1st FG %: 5-16 31.3% | | 2nd: 6-22 27.3% | | 3rd: 7-19 36.8% | | 4th: 8-18 44.4% | | Game: 26-75 34.7% | | Deadball | | Rebounds | | | | | |
| 3FG %: 1-4 25.0% | | 2-9 22.2% | | 1-4 25.0% | | 3-9 33.3% | | 9-31 29.0% | | | | | | | | | |
| FT %: 1-3 33.3% | | 2-5 40.0% | | 4-6 66.7% | | 12-24 50.0% | | 12-24 50.0% | | | | | | | | | |

Officials: Bob Trammell, Felicia Grinter, Jesse Dickerson
Technical fouls: Charlotte-None. Arkansas-None.
Attendance: 1,169



DECEMBER 21, 2017

ARKANSAS
ARIZONA STATEWells Fargo Arena
Tempe, Arizona

Malica Monk scored in double figures for the 12th consecutive game.

43
89

Arkansas 43 • 8-4

| # | Player | Total | | | 3-Ptr | | | Rebounds | | | PF | TP | A | TO | Blk | Stl | Min |
|-------------|-----------------------------------|--------|--------|-----------|-------|-----------|-------|-----------|--------|-------------|-------|----------|---|-----|-----|-----|-----|
| | | FG-FGA | FG-FGA | FT-FTA | Off | Def | Total | | | | | | | | | | |
| 10 | WILLIAMS, Kiara | 0-2 | 0-0 | 3-4 | 0 | 4 | 1 | 3 | 0 | 1 | 1 | 0 | 1 | 0 | 16 | | |
| 22 | ZIMMERMAN, Bailey | 1-3 | 0-1 | 0-0 | 2 | 2 | 4 | 1 | 2 | 1 | 3 | 1 | 0 | 0 | 0 | | |
| 03 | MONK, Malica | 5-19 | 0-4 | 2-2 | 0 | 2 | 2 | 1 | 12 | 2 | 2 | 0 | 1 | 30 | | | |
| 14 | MASON, Jailyn | 3-7 | 0-1 | 0-0 | 0 | 4 | 4 | 0 | 6 | 1 | 5 | 1 | 0 | 31 | | | |
| 21 | COSPER, Devin | 3-13 | 2-5 | 0-0 | 0 | 1 | 1 | 2 | 8 | 1 | 2 | 0 | 0 | 27 | | | |
| 01 | NORTHCROSS-BAKER, SWENSON, Keiryn | 3-8 | 2-6 | 0-0 | 0 | 1 | 0 | 1 | 0 | 8 | 1 | 4 | 0 | 19 | | | |
| 04 | SPANGLER, Grayce | 1-3 | 0-1 | 0-0 | 0 | 2 | 1 | 3 | 0 | 2 | 1 | 3 | 1 | 0 | | | |
| 13 | STOUT, Sydney | 0-1 | 0-0 | 0-0 | 0 | 1 | 1 | 2 | 0 | 0 | 0 | 0 | 0 | 7 | | | |
| 20 | THOMAS, Taylah | 0-0 | 0-0 | 0-0 | 0 | 0 | 0 | 0 | 0 | 0 | 0 | 0 | 0 | 5 | | | |
| 24 | WEAVER, Macy | 1-1 | 0-0 | 0-0 | 0 | 3 | 3 | 2 | 0 | 3 | 0 | 0 | 0 | 19 | | | |
| 30 | Team | 0-0 | 0-0 | 0-0 | 4 | 7 | 11 | 2 | 0 | 0 | 0 | 0 | 0 | 0 | 7 | | |
| Totals | | 17-57 | 4-18 | 5-6 | 9 | 26 | 35 | 12 | 43 | 7 | 23 | 4 | 1 | 200 | | | |
| 1st - FG %: | | 4-9 | 44.4% | 2nd: 3-18 | 16.7% | 3rd: 4-15 | 26.7% | 4th: 6-15 | 40.0% | Game: 17-57 | 29.8% | Deadball | | | | | |
| 3FG %: | | 0-1 | 0.0% | 0-5 | 0.0% | 2-5 | 40.0% | 2-7 | 28.6% | 4-18 | 22.2% | Rebounds | | | | | |
| FT %: | | 0-0 | 0.0% | 0-0 | 0.0% | 1-2 | 50.0% | 4-4 | 100.0% | 5-6 | 83.3% | 1 | | | | | |

Arizona State 89 • 9-3

| # | Player | Total | | 3-Ptr | | Rebounds | | | | PF | TP | A | TO | Blk | Stl | Min |
|-------------|----------------------|--------|--------|------------|-------|-----------|-------|-----------|-------|-------------|-------|----------|----|-----|-----|-----|
| | | FG-FGA | FG-FGA | FT-FTA | Off | Def | Total | | | | | | | | | |
| 22 | Ekmark, Courtney | 8-13 | 7-10 | 0-0 | 1 | 2 | 3 | 2 | 23 | 0 | 0 | 1 | 1 | 1 | 28 | |
| 42 | Ibis, Kianna | 6-10 | 0-0 | 1-2 | 0 | 1 | 1 | 0 | 13 | 3 | 1 | 1 | 0 | 20 | | |
| 33 | Johnson-Chapman, Cha | 6-8 | 0-0 | 1-2 | 2 | 4 | 6 | 1 | 13 | 0 | 2 | 1 | 1 | 22 | | |
| 01 | Richardson, Reili | 1-6 | 0-2 | 0-0 | 0 | 4 | 4 | 0 | 2 | 9 | 0 | 0 | 0 | 26 | | |
| 11 | Ryan, Robbi | 2-8 | 0-0 | 0-0 | 1 | 1 | 2 | 2 | 4 | 5 | 2 | 0 | 2 | 24 | | |
| 04 | Russell, Kiara | 4-6 | 0-0 | 1-2 | 0 | 4 | 4 | 3 | 9 | 6 | 0 | 0 | 1 | 24 | | |
| 21 | Elanga, Sophia | 1-3 | 0-1 | 0-0 | 4 | 5 | 9 | 3 | 2 | 3 | 2 | 0 | 2 | 20 | | |
| 24 | Sanders, Bre'yanna | 3-5 | 1-3 | 0-0 | 0 | 2 | 2 | 1 | 7 | 0 | 0 | 0 | 1 | 18 | | |
| 44 | Rubin, Eva | 1-2 | 0-0 | 0-0 | 0 | 1 | 1 | 0 | 2 | 0 | 1 | 0 | 0 | 4 | | |
| 52 | Ruden, Jamie | 5-12 | 4-4 | 0-0 | 1 | 2 | 3 | 1 | 14 | 1 | 0 | 1 | 1 | 14 | | |
| Team | | | | | | | | | | | | | | | | |
| Totals | | 37-73 | 12-20 | 3-6 | 10 | 31 | 41 | 13 | 89 | 27 | 8 | 4 | 11 | 200 | | |
| 1st - FG %: | | 10-23 | 43.5% | 2nd: 11-16 | 68.8% | 3rd: 9-17 | 52.9% | 4th: 7-17 | 41.2% | Game: 37-73 | 50.7% | Deadball | | | | |
| 3FG %: | | 6-7 | 85.7% | 3-6 | 50.0% | 2-4 | 50.0% | 1-3 | 33.3% | 12-20 | 60.0% | Rebounds | | | | |
| FT %: | | 0-0 | 0.0% | 1-2 | 50.0% | 1-2 | 50.0% | 1-2 | 50.0% | 3-6 | 50.0% | 3 | | | | |

Officials: Michol Murray, Clarke Stevens, Benny Luna

Technical fouls: Arkansas-None, Arizona State-None.

Attendance: 1388

| Score by periods | 1st | 2nd | 3rd | 4th | Total |
|------------------|-----|-----|-----|-----|-------|
| Arkansas | 8 | 6 | 11 | 18 | 43 |
| Arizona State | 26 | 26 | 21 | 16 | 89 |

Last FG - AR 4th-01:11, ASU 4th-00:14.

Largest lead - AR by 2 1st-09:43, ASU by 50 4th-09:39.

AR led for 02:20, ASU led for 36:56. Game was tied for 00:44.

| Points | In | Off | 2nd | Fast | Bench |
|--------|-------|-------|--------|-------|-------|
| AR | Paint | Paint | Chance | Break | |
| 22 | 3 | 8 | 6 | 12 | |
| 46 | 31 | 8 | 4 | 34 | |

Score tied - 1 time.

Lead changed - 1 time.



DECEMBER 31, 2017

OLE MISS
ARKANSASBud Walton Arena
Fayetteville, ArkansasDevin Cosper had her sixth double-double with 18 points and 11 rebounds.
Malica Monk and Jailyn Mason also scored in double figures.72
73

Ole Miss 72 • 10-4, 0-1 SEC

| # | Player | Total | | | 3-Ptr | | Rebounds | | | PF | TP | A | TO | Blk | Stl | Min |
|-------------|-------------------|--------|--------|-----------|-------|-----------|----------|----------|--------|-------------|-------|----------|----|-----|-----|-----|
| | | FG-FGA | FG-FGA | FT-FTA | Off | Def | Total | | | | | | | | | |
| 01 | GLOVER, BREE | 0-0 | 0-0 | 0-0 | 0 | 7 | 7 | 3 | 0 | 3 | 3 | 1 | 2 | 26 | | |
| 42 | GIBSON, SHELBY | 9-13 | 0-0 | 3-3 | 3 | 1 | 4 | 5 | 21 | 2 | 3 | 2 | 0 | 25 | | |
| 00 | NIXON, CHYNA | 0-2 | 0-1 | 0-0 | 1 | 3 | 4 | 1 | 0 | 0 | 0 | 0 | 0 | 6 | | |
| 20 | MUHAMMAD, MADINAH | 6-14 | 2-5 | 3-4 | 0 | 1 | 1 | 0 | 17 | 0 | 1 | 0 | 1 | 40 | | |
| 25 | ALSTON, ALISSA | 5-15 | 3-5 | 5-7 | 0 | 5 | 5 | 3 | 18 | 7 | 2 | 0 | 1 | 40 | | |
| 10 | MUHATE, CECILIA | 0-0 | 0-0 | 2-2 | 2 | 1 | 3 | 0 | 2 | 1 | 0 | 0 | 0 | 6 | | |
| 12 | JOHNSON, BARBARA | 1-3 | 1-2 | 4-8 | 1 | 0 | 1 | 0 | 7 | 0 | 4 | 0 | 0 | 15 | | |
| 32 | RODGERS, KATE | 0-2 | 0-2 | 2-2 | 1 | 2 | 3 | 0 | 2 | 0 | 1 | 0 | 0 | 11 | | |
| 44 | LEWIS, TORRI | 1-3 | 1-3 | 0-0 | 1 | 0 | 1 | 4 | 3 | 1 | 1 | 0 | 1 | 22 | | |
| 55 | TAYLOR, PROMISE | 1-3 | 0-0 | 0-0 | 0 | 3 | 3 | 1 | 2 | 0 | 2 | 1 | 1 | 9 | | |
| Team | | | | | | | | | | | | | | | | |
| Totals | | 23-55 | 7-18 | 19-26 | 10 | 24 | 34 | 17 | 72 | 14 | 17 | 4 | 6 | 200 | | |
| 1st - FG %: | | 4-13 | 30.8% | 2nd: 6-16 | 37.5% | 3rd: 6-17 | 35.3% | 4th: 7-9 | 77.8% | Game: 23-55 | 41.8% | Deadball | | | | |
| 3FG %: | | 2-7 | 28.6% | 3-6 | 50.0% | 1-4 | 25.0% | 1-1 | 100.0% | 7-18 | 38.9% | Rebounds | | | | |
| FT %: | | 4-4 | 100.0% | 3-5 | 60.0% | 5-7 | 71.4% | 7-10 | 70.0% | 19-26 | 73.1% | 4 | | | | |

Arkansas 73 • 10-4, 1-0 SEC

| # | Player | Total | | 3-Ptr | | Rebounds | | | PF | TP | A | TO | Blk | Stl | Min |
|--|-------------------|--------|--------|--------|-----|----------|-------|----|----|----|----|----|-----|-----|-----|
| | | FG-FGA | FG-FGA | FT-FTA | Off | Def | Total | | | | | | | | |
| 10 | WILLIAMS, Kiara | 1-5 | 0-0 | 3-4 | 2 | 7 | 9 | 5 | 1 | 0 | 4 | 1 | 0 | 1 | 23 |
| 22 | ZIMMERMAN, Bailey | 1-1 | 0-0 | 0-0 | 1 | 0 | 1 | 2 | 2 | 1 | 1 | 0 | 0 | 0 | 9 |
| 03 | MONK, Malica | 4-13 | 0-3 | 4-8 | 1 | 1 | 2 | 1 | 12 | 4 | 1 | 1 | 1 | 1 | 39 |
| 14 | MASON, Jailyn | 5-11 | 3-4 | 0-0 | 0 | 2 | 2 | 3 | 13 | 4 | 1 | 1 | 1 | 1 | 33 |
| 21 | COSPER, Devin | 7-15 | 2-5 | 2-3 | 1 | 10 | 11 | 3 | 18 | 1 | 6 | 1 | 4 | 3 | 39 |
| 01 | NORTHCROSS-BAKER, | 3-5 | 1-2 | 2-2 | 2 | 1 | 3 | 0 | 9 | 0 | 1 | 0 | 0 | 0 | 28 |
| 04 | SWENSON, Keiryn | 3-8 | 1-6 | 1-1 | 3 | 1 | 4 | 1 | 8 | 0 | 2 | 1 | 0 | 0 | 12 |
| 24 | THOMAS, Taylah | 2-3 | 1-1 | 1-2 | 3 | 0 | 3 | 2 | 6 | 0 | 1 | 0 | 0 | 0 | 17 |
| Team | | | | | | | | | | | | | | | |
| Totals | | 26-61 | 8-21 | 13-20 | 14 | 24 | 38 | 18 | 73 | 11 | 15 | 7 | 7 | 7 | 200 |
| 1st - FG %: 7-13 53.8% 2nd: 6-19 31.6% 3rd: 10-17 58.8% 4th: 3-12 25.0% Game: 26-61 42.6% Deadball | | | | | | | | | | | | | | | |
| 3FG %: 4-6 66.7% 1-6 16.7% 1-4 16.7% 2-3 66.7% 8-21 38.1% Rebounds | | | | | | | | | | | | | | | |
| FT %: 1-2 50.0% 5-8 62.5% 4-6 66.7% 3-6 50.0% 13-20 65.0% 4 | | | | | | | | | | | | | | | |

Officials: Susan Blauch, Angelica Suffren, Scott Kionofas

Technical fouls: Ole Miss-None, Arkansas-TEAM.

Attendance: 1701

Estimated Actual Attendance: 1,261

Fouled out: Ole Miss #42, Gibson (3:22 4Q)

Arkansas #10, Williams (2:48 4Q)

| Score by periods | 1st | 2nd | 3rd | 4th | Total |
|------------------|-----|-----|-----|-----|-------|
| Ole Miss | 14 | 18 | 18 | 22 | 72 |
| Arkansas | 19 | 18 | 25 | 11 | 73 |

Last FG - OM 4th-00:54, AR 4th-01:17.

Largest lead - OM by 1 2nd-04:33, AR by 15 3rd-01:42.

OM led for 01:11, AR led for 35:22. Game was tied for 03:25.

| Points | In | Off | 2nd | Fast | Bench |
|--------|-------|-------|--------|-------|-------|
| OM | Paint | Paint | Chance | Break | |
| 28 | 21 | 10 | 0 | 16 | |
| AR | 26 | 13 | 10 | 23 | |

Score tied - 3 times.

Lead changed - 2 times.



DECEMBER 28, 2017

GRAMBLING STATE
ARKANSASBud Walton Arena
Fayetteville, Arkansas

Four players in double figures with Kiara Williams (12 pts/16 rebounds) and Malica Monk (10 pts/10 assists) posting double-doubles.

62
79

Grambling 62 • 3-8

| # | Player | Total | | 3-Ptr | | Rebounds | | | | PF | TP | A | TO | Blk | Stl | Min |
|--------|------------------|--------|--------|--------|-----|----------|-------|----|----|----|----|---|----|-----|-----|-----|
| | | FG-FGA | FG-FGA | FT-FTA | Off | Def | Total | | | | | | | | | |
| 33 | GIDEON, Kailyn | 0-0 | 0-0 | 0-0 | 1 | 1 | 2 | 2 | 0 | 1 | 1 | 3 | 0 | 9 | | |
| 04 | NEAL, Monisha | 3-13 | 1-6 | 2-4 | 0 | 7 | 7 | 1 | 9 | 2 | 0 | 0 | 0 | 35 | | |
| 05 | HILL, Shakyla | 1-5 | 0-1 | 0-0 | 2 | 2 | 4 | 3 | 2 | 2 | 6 | 1 | 2 | 33 | | |
| 10 | JEANS, Laneisha | 1-4 | 1-4 | 0-0 | 0 | 4 | 4 | 2 | 3 | 0 | 0 | 0 | 1 | 14 | | |
| 12 | COLEMAN, Justice | 2-4 | 0-1 | 0-0 | 1 | 1 | 2 | 0 | 4 | 2 | 1 | 0 | 0 | 13 | | |
| 03 | PARSONS, Takerra | 2-2 | 0-0 | 0-0 | 0 | 2 | 2 | 1 | 4 | 1 | 1 | 0 | 0 | 7 | | |
| 11 | WILLIAMS, Ariel | 6-12 | 2-5 | 2-3 | 2 | 1 | 3 | 2 | 16 | 3 | 1 | 0 | 0 | 24 | | |
| 22 | MCKINNEY, Deja | 3-12 | 1-7 | 1-2 | 2 | 3 | 5 | 2 | 8 | 1 | 1 | 2 | 2 | 20 | | |
| 23 | TAYLOR, Darae | 0-2 | 0-0 | 0-0 | 0 | 1 | 1 | 0 | 0 | 1 | 0 | 0 | 0 | 6 | | |
| 24 | ONES, Jekenn | 0-0 | 0-0 | 0-0 | 0 | 0 | 0 | 0 | 0 | 0 | 0 | 0 | 0 | 0 | | |
| 25 | TORIAN, Jazmine | 1-6 | 2-3 | 0-0 | 1 | 1 | 2 | 4 | 6 | 0 | 1 | 0 | 1 | 20 | | |
| 26 | WILLIAMS, Alexus | 4-5 | 0-0 | 0-0 | 1 | 1 | 2 | 4 | 8 | 0 | 0 | 1 | 0 | 14 | | |
| | Team | | | | 0 | 1 | 1 | | | | | | | | | |
| Totals | | 25-66 | 7-27 | 5-9 | 10 | 25 | 35 | 21 | 62 | 12 | 14 | 6 | 6 | 200 | | |



JANUARY 7, 2018

ALABAMA ARKANSAS

Bud Walton Arena
Fayetteville, Arkansas

83
76

Devin Cosper recorded her seventh double-double with 24 points and 13 rebounds. Three players were in double figures with Malica Monk adding 21 points and Jaielyn Mason scoring 12 points.

Alabama 83 • 12-4, 2-1 SEC

| # | Player | Total | | 3-Ptr | | Rebounds | | PF | TP | A | TO | Blk | Stl | Min |
|-----------|------------------|--------|--------|-----------|--------|-----------|-------|-----------|-------|-------------|-------|----------|-----|-----|
| | | FG-FGA | FT-FTA | FG-FGA | FT-FTA | Off | Def | | | | | | | |
| 01 | BOLTON,QUANETRIA | f | 2-9 | 0-2 | 0-0 | 1 | 4 | 5 | 1 | 4 | 1 | 0 | 2 | 20 |
| 20 | WILLIAMS,ASHLEY | f | 3-10 | 0-0 | 11-13 | 4 | 3 | 7 | 2 | 17 | 1 | 1 | 2 | 25 |
| 03 | LEWIS,JORDAN | f | 5-9 | 2-4 | 6-9 | 0 | 1 | 1 | 2 | 18 | 5 | 2 | 0 | 30 |
| 11 | COOK,HANNAH | g | 3-12 | 1-6 | 1-2 | 0 | 5 | 5 | 1 | 8 | 0 | 2 | 0 | 24 |
| 23 | WADE,SHAQUERA | g | 4-5 | 1-1 | 6-8 | 0 | 4 | 4 | 3 | 15 | 1 | 5 | 1 | 33 |
| 02 | RICHARDSON,AMBER | g | 0-0 | 0-0 | 0-2 | 0 | 2 | 2 | 2 | 0 | 1 | 0 | 0 | 6 |
| 05 | DA SILVA,ALANA | g | 0-1 | 0-1 | 0-0 | 0 | 1 | 1 | 0 | 0 | 1 | 1 | 0 | 9 |
| 13 | KNIGHT,COCO | g | 0-0 | 0-0 | 0-0 | 0 | 0 | 0 | 0 | 0 | 0 | 0 | 0 | 3 |
| 25 | KNIGHT,MEOSHONTI | g | 1-2 | 1-1 | 1-2 | 0 | 0 | 0 | 3 | 4 | 1 | 0 | 0 | 13 |
| 25 | KNIGHT,ASHLEY | g | 5-10 | 0-0 | 0-0 | 3 | 1 | 4 | 3 | 10 | 1 | 2 | 2 | 16 |
| 40 | WALKER,JASMINE | g | 3-7 | 1-3 | 0-0 | 2 | 6 | 8 | 2 | 7 | 0 | 1 | 0 | 21 |
| Team | | | | | | 4 | 3 | 7 | | | | | | |
| Totals | | | 26-65 | 6-18 | 25-36 | 14 | 30 | 44 | 19 | 83 | 12 | 14 | 7 | 200 |
| 1st FG %: | | 6-21 | 28.6% | 2nd: 7-13 | 53.8% | 3rd: 7-17 | 41.2% | 4th: 6-14 | 42.9% | Game: 26-65 | 40.0% | Deadball | | |
| 3FG %: | | 2-7 | 28.6% | 2-4 | 50.0% | 1-2 | 50.0% | 1-5 | 20.0% | 7-11 | 63.6% | Rebounds | | |
| FT %: | | 0-1 | 0.0% | 2-2 | 100.0% | 3-8 | 37.5% | 20-25 | 80.0% | 25-36 | 69.4% | 5,2 | | |

Arkansas 76 • 10-6, 1-2 SEC

| # | Player | Total | | 3-Ptr | | Rebounds | | PF | TP | A | TO | Blk | Stl | Min |
|-----------|-------------------|--------|--------|-----------|--------|-----------|-------|-----------|-------|-------------|-------|----------|-----|-----|
| | | FG-FGA | FT-FTA | FG-FGA | FT-FTA | Off | Def | | | | | | | |
| 10 | WILLIAMS, Kiara | f | 3-10 | 0-0 | 0-0 | 1 | 6 | 7 | 1 | 6 | 0 | 2 | 0 | 21 |
| 22 | ZIMMERMAN, Bailey | f | 0-1 | 0-0 | 0-0 | 2 | 0 | 2 | 5 | 0 | 2 | 2 | 1 | 0 |
| 03 | MONK, Malica | g | 8-17 | 1-2 | 4-7 | 3 | 1 | 4 | 4 | 21 | 1 | 6 | 0 | 33 |
| 14 | MASON, Jaielyn | g | 5-15 | 2-7 | 0-0 | 2 | 4 | 6 | 4 | 12 | 0 | 4 | 2 | 37 |
| 21 | COSPER, Devin | g | 6-16 | 0-5 | 12-12 | 0 | 13 | 13 | 5 | 24 | 4 | 2 | 0 | 39 |
| 01 | NORTHCROSS-BAKER, | g | 1-5 | 0-3 | 0-0 | 0 | 0 | 0 | 1 | 2 | 2 | 0 | 1 | 27 |
| 04 | SWENSON, Keiryn | g | 3-4 | 3-4 | 0-0 | 0 | 0 | 0 | 3 | 9 | 0 | 0 | 1 | 12 |
| 13 | SPANGLER, Grayce | g | 0-0 | 0-0 | 0-0 | 0 | 0 | 0 | 0 | 0 | 0 | 0 | 0 | 0 |
| 24 | THOMAS,Taylah | g | 0-2 | 0-0 | 2-2 | 2 | 2 | 4 | 3 | 2 | 0 | 1 | 0 | 18 |
| Team | | | | | | 4 | 3 | 7 | | | | | | |
| Totals | | | 26-70 | 6-21 | 18-21 | 14 | 29 | 43 | 26 | 76 | 9 | 17 | 5 | 200 |
| 1st FG %: | | 5-21 | 23.8% | 2nd: 6-18 | 33.3% | 3rd: 8-14 | 57.1% | 4th: 7-17 | 41.2% | Game: 26-70 | 37.1% | Deadball | | |
| 3FG %: | | 1-4 | 12.5% | 0-3 | 0.0% | 3-4 | 75.0% | 2-6 | 33.3% | 6-21 | 28.6% | Rebounds | | |
| FT %: | | 2-2 | 100.0% | 4-4 | 100.0% | 7-8 | 87.5% | 5-7 | 71.4% | 18-21 | 85.7% | 1,7 | | |

Officials: Beverly Roberts, Ed Sidlasky, Bill Larence

Technical fouls: Alabama-None. Arkansas-MASON, Jaielyn.

Attendance: 2001

Estimated Actual Attendance: 1644

Fouled Out: Arkansas, #21 Cosper (0:12.5, 4Q); #22 Zimmerman (0:10.1, 4Q)

| Score by periods | 1st | 2nd | 3rd | 4th | Total |
|------------------|-----|-----|-----|-----|-------|
| Alabama | 14 | 18 | 18 | 33 | 83 |
| Arkansas | 13 | 16 | 26 | 21 | 76 |

| Points | In | Off | 2nd | Fast | Bench |
|--------|-------|-----|--------|-------|-------|
| UA | Paint | T/O | Chance | Break | |
| AR | 26 | 31 | 15 | 4 | 21 |
| | 7 | 7 | 6 | 13 | |

Score tied - 5 times.
Lead changed - 7 times.

Last FG - UA 4th-00:41, AR 4th-00:23.
Largest lead - UA by 9 4th-00:28, AR by 7 3rd-02:23.
UA led for 20:01, AR led for 15:20. Game was tied for 04:39.



JANUARY 15, 2018

ARKANSAS AUBURN

Auburn Arena
Auburn, Alabama

68
58

Four players were in double figures. Kiara Williams had her third double-double. Arkansas' 41 first-half points is the second most this season and Bailey Zimmerman had a season-best with 13 pts and a career-best with 8 rebs.

Arkansas 68 • 11-7, 2-3 SEC

| # | Player | Total | | 3-Ptr | | Rebounds | | PF | TP | A | TO | Blk | Stl | Min |
|-----------|-------------------|--------|--------|------------|--------|-----------|-------|-----------|-------|-------------|-------|----------|-----|-----|
| | | FG-FGA | FT-FTA | FG-FGA | FT-FTA | Off | Def | | | | | | | |
| 10 | WILLIAMS, Kiara | f | 7-9 | 0-0 | 1-3 | 7 | 7 | 14 | 2 | 15 | 0 | 0 | 0 | 27 |
| 22 | ZIMMERMAN, Bailey | f | 3-8 | 3-8 | 4-6 | 5 | 3 | 8 | 3 | 13 | 2 | 3 | 1 | 35 |
| 03 | MONK, Malica | g | 4-13 | 6-6 | 4-4 | 1 | 4 | 5 | 4 | 14 | 4 | 0 | 0 | 40 |
| 14 | MASON, Jaielyn | g | 6-12 | 3-6 | 0-0 | 0 | 2 | 2 | 1 | 15 | 5 | 6 | 0 | 38 |
| 21 | COSPER, Devin | g | 0-4 | 0-2 | 0-0 | 0 | 1 | 1 | 0 | 0 | 0 | 1 | 0 | 8 |
| 01 | NORTHCROSS-BAKER, | g | 2-10 | 1-6 | 2-2 | 2 | 4 | 6 | 3 | 7 | 3 | 1 | 0 | 28 |
| 04 | SWENSON, Keiryn | g | 0-2 | 0-2 | 0-0 | 0 | 0 | 0 | 1 | 0 | 0 | 0 | 0 | 11 |
| 24 | THOMAS,Taylah | g | 2-3 | 0-0 | 0-0 | 1 | 0 | 1 | 3 | 4 | 0 | 1 | 0 | 13 |
| Team | | | | | | 1 | 1 | 2 | | | | | | |
| Totals | | | 24-61 | 9-30 | 11-15 | 17 | 22 | 39 | 17 | 68 | 14 | 12 | 1 | 200 |
| 1st FG %: | | 5-19 | 26.3% | 2nd: 10-17 | 58.8% | 3rd: 4-13 | 30.8% | 4th: 5-12 | 41.7% | Game: 24-61 | 39.3% | Deadball | | |
| 3FG %: | | 4-12 | 33.3% | 5-8 | 62.5% | 0-4 | 0.0% | 0-6 | 0.0% | 9-30 | 30.0% | Rebounds | | |
| FT %: | | 2-2 | 100.0% | 0-0 | 0.0% | 7-8 | 87.5% | 2-5 | 40.0% | 11-15 | 73.3% | 4 | | |

Auburn 58 • 10-7, 1-4 SEC

| # | Player | Total | | 3-Ptr | | Rebounds | | PF | TP | A | TO | Blk | Stl | Min |
|-----------|-----------------|--------|--------|-----------|--------|-----------|-------|-----------|-------|-------------|-------|----------|-----|-----|
| | | FG-FGA | FT-FTA | FG-FGA | FT-FTA | Off | Def | | | | | | | |
| 15 | Jones,Jazmine | f | 1-4 | 0-0 | 0-0 | 4 | 2 | 6 | 4 | 2 | 0 | 1 | 0 | 30 |
| 20 | Thompson,Unique | f | 5-10 | 0-0 | 4-6 | 8 | 5 | 13 | 2 | 14 | 2 | 6 | 2 | 37 |
| 05 | Jones,Emari | g | 1-4 | 1-4 | 2-2 | 1 | 1 | 2 | 3 | 5 | 0 | 1 | 0 | 24 |
| 14 | Lewis,Tiffany | g | 2-7 | 1-5 | 0-0 | 0 | 1 | 1 | 3 | 5 | 2 | 1 | 1 | 27 |
| 33 | McKay,Janiyah | g | 7-15 | 0-0 | 12-14 | 1 | 4 | 5 | 1 | 26 | 2 | 4 | 0 | 38 |
| 00 | Alexander,Daisa | g | 3-15 | 0-5 | 0-0 | 0 | 3 | 3 | 3 | 6 | 1 | 2 | 0 | 25 |
| 04 | Jackson,Abigail | g | 0-0 | 0-0 | 0-0 | 0 | 0 | 0 | 0 | 0 | 0 | 0 | 0 | 1 |
| 12 | Wright,Justice | g | 0-1 | 0-0 | 0-0 | 0 | 0 | 0 | 0 | 0 | 0 | 0 | 0 | 2 |
| 23 | Jones,Jessica | g | 0-0 | 0-0 | 0-0 | 0 | 0 | 0 | 2 | 0 | 0 | 0 | 1 | 15 |
| 32 | Toure,Sira | g | 0-0 | 0-0 | 0-0 | 0 | 0 | 0 | 0 | 0 | 0 | 0 | 0 | 1 |
| Team | | | | | | 2 | 1 | 3 | | | | | | |
| Totals | | | 19-56 | 2-14 | 18-22 | 16 | 17 | 33 | 18 | 58 | 7 | 15 | 4 | 200 |
| 1st FG %: | | 5-12 | 41.7% | 2nd: 2-11 | 18.2% | 3rd: 7-16 | 43.8% | 4th: 5-17 | 29.4% | Game: 19-56 | 33.9% | Deadball | | |
| 3FG %: | | 0-3 | 0.0% | 1-3 | 33.3% | 1-5 | 20.0% | 2-14 | 14.3% | 2-14 | 14.3% | Rebounds | | |
| FT %: | | 1-2 | 50.0% | 2-2 | 100.0% | 7-8 | 87.5% | 8-10 | 80.0% | 18-22 | 81.8% | 3,3 | | |

Officials: Scott Yarbrough, Eric Brewton, Jennifer Rezac

Technical fouls: Arkansas-None. Auburn-None.

Attendance: 2210

Unsportsmanlike foul called on Arkansas' Bailey Zimmerman (22) with 4:41 remaining in the 4th period.

| Score by periods | 1st | 2nd | 3rd | 4th | Total |
|------------------|-----|-----|-----|-----|-------|
| Arkansas | 16 | 25 | 15 | 12 | 68 |
| Auburn | 11 | 6 | 22 | 19 | 58 |

| Points | In | Off | 2nd | Fast | Bench |
|--------|-------|-----|--------|-------|-------|
| UA | Paint | T/O | Chance | Break | |
| AR | 27 | 15 | 22 | 4 | 11 |
| AU | 26 | 10 | 15 | 4 | 6 |

Score tied - 0 times.
Lead changed - 1 time.

Last FG - AR 4th-00:38, AU 4th-02:58.
Largest lead - AR by 24 2nd-01:07, AU by 2 1st-09:37.
AR led for 38:51, AU led for 00:36. Game was tied for 00:23.



JANUARY 11, 2018

ARKANSAS GEORGIA

Stegeman Coliseum
Athens, Georgia

65
78

Bailey Zimmerman had a season-best 11 points going 3-for-3 from distance. Arkansas was within 1 point twice in the fourth quarter.

Arkansas 65 • 10-7, 1-3 SEC

| # | Player | Total | | 3-Ptr | | Rebounds | | PF | TP | A | TO | Blk | Stl | Min |
|----------------------------|-------------------|--------|--------|-----------|--------|-----------|-------|-----------|--------|-------------|-------|----------|----------|-----|
| | | FG-FGA | FT-FTA | FG-FGA | FT-FTA | Off | Def | | | | | | | |
| 10 | WILLIAMS, Kiara | f | 1-4 | 0-0 | 0-0 | 2 | 1 | 3 | 2 | 2 | 1 | 0 | 0 | 7 |
| 22 | ZIMMERMAN, Bailey | f | 3-5 | 3-5 | 2-4 | 2 | 3 | 5 | 0 | 11 | 2 | 1 | 0 | 27 |
| 03 | MONK, Malica | g | 4-18 | 0-2 | 8-11 | 0 | 5 | 5 | 3 | 16 | 2 | 3 | 1 | 35 |
| 14 | MASON, Jaielyn | g | 5-10 | 1-2 | 4-4 | 0 | 5 | 5 | 4 | 15 | 1 | 5 | 0 | 36 |
| 21 | COSPER, Devin | g | 4-13 | 0-6 | 0-0 | 1 | 6 | 7 | 4 | 8 | 2 | 2 | 0 | 39 |
| 01 | NORTHCROSS-BAKER, | g | 2-4 | 1-3 | 1-2 | 1 | 1 | 2 | 1 | 6 | 1 | 1 | 0 | 17 |
| 04 | SWENSON, Keiryn | g | 0-2 | 0-2 | 0-0 | 0 | 0 | 0 | 0 | 0 | 0 | 1 | 0 | 6 |
| 24 | THOMAS,Taylah | g | 3-9 | 0-1 | 0-0 | 3 | 5 | 8 | 2 | 6 | 1 | 3 | 0 | 29 |
| 30 | WEAVER, Macy | g | 0-0 | 0-0 | 1-2 | 1 | 0 | 1 | 0 | 1 | 0 | 0 | 0 | 4 |
| Team | | | | | | 3 | 4 | 7 | | | | | | |
| Totals | | | 22-65 | 5-21 | 16-23 | 13 | 30 | 43 | 16 | 65 | 10 | 17 | 1 | 200 |
| 1st FG %: | | 3-15 | 20.0% | 2nd: 5-12 | 41.7% | 3rd: 9-17 | 52.9% | 4th: 5-21 | 23.8% | Game: 22-65 | 33.8% | Deadball | Rebounds | |
| 2nd FT %: | | 1-2 | 50.0% | 7-11 | 63.6% | 2-9 | 22.2% | 2-9 | 22.2% | 5-21 | 23.8% | 16-23 | 69.6% | |
| FT %: | | 7-8 | 87.5% | 7-11 | 63.6% | 2-9 | 22.2% | 4-4 | 100.0% | | | | | |
| Georgia 78 • 15-2, 3-1 SEC | | | | | | | | | | | | | | |



JANUARY 21, 2018

ARKANSAS

No. 11 MISSOURI

Mizzou Arena
Columbia, Missouri

54

88

Malica Monk scored in double figures for the 19th time. Arkansas allowed a season-high 13 opponent 3-point field goals. Jaiilyn Mason and Kiara Williams led the team with 14 points each.

Arkansas 54 • 11-9 (2-5)

| # | Player | Total | | 3-Ptr | | Rebounds | | | | PF | TP | A | TO | Blk | Stl | Min |
|-------------|-------------------|--------|--------|--------|------|----------|------|------|-------|------|------|-------|----------|-----|----------|-------|
| | | FG-FGA | FG-FGA | FT-FTA | Off | Def | TP | | | | | | | | | |
| 03 | MONK, Malika | * 4-12 | 3-6 | 0-2 | 0 | 3 | 3 | 2 | 11 | 2 | 2 | 0 | 0 | 0 | 31 | |
| 10 | WILLIAMS, Kiara | * 6-10 | 0-0 | 2-3 | 3 | 4 | 7 | 4 | 14 | 0 | 0 | 0 | 0 | 1 | 20 | |
| 14 | MASON, Jaiilyn | * 6-11 | 2-3 | 0-0 | 1 | 2 | 3 | 2 | 14 | 1 | 3 | 0 | 0 | 0 | 31 | |
| 22 | ZIMMERMAN, Bailey | * 1-8 | 0-4 | 0-2 | 2 | 1 | 3 | 4 | 2 | 2 | 2 | 0 | 0 | 0 | 28 | |
| 24 | THOMAS, Taylah | * 1-2 | 0-0 | 0-0 | 0 | 3 | 3 | 2 | 2 | 2 | 0 | 0 | 0 | 0 | 21 | |
| 01 | NORTHCROSS-BAKER, | 2-10 | 2-8 | 0-0 | 2 | 2 | 4 | 1 | 6 | 2 | 2 | 0 | 1 | 1 | 23 | |
| 04 | SWENSON, Keiryn | 2-9 | 1-5 | 0-0 | 1 | 3 | 4 | 1 | 5 | 1 | 0 | 0 | 0 | 0 | 22 | |
| 12 | MCCLURE, Brenna | 0-1 | 0-0 | 0-0 | 0 | 0 | 0 | 0 | 0 | 0 | 0 | 0 | 0 | 0 | 3 | |
| 13 | SPANGLER, Grayce | 0-2 | 0-1 | 0-0 | 0 | 0 | 0 | 1 | 0 | 0 | 0 | 0 | 0 | 0 | 5 | |
| 20 | STOUT, Sydney | 0-0 | 0-0 | 0-0 | 0 | 1 | 1 | 0 | 0 | 0 | 0 | 0 | 0 | 0 | 5 | |
| 30 | WEAVER, Macy | 0-2 | 0-0 | 0-0 | 1 | 2 | 3 | 3 | 3 | 0 | 0 | 0 | 1 | 0 | 11 | |
| Team | | | | | 2 | 0 | 2 | | | | | | | | | |
| Totals | | 22-67 | 8-27 | 2-7 | 12 | 21 | 33 | 20 | 54 | 10 | 9 | 1 | 2 | 200 | | |
| 1st - FG %: | | 7-16 | 43.8% | 2nd: | 5-17 | 29.4% | 3rd: | 7-20 | 35.0% | 4th: | 3-14 | 21.4% | Game: | | 22-67 | 32.8% |
| 3FG %: | | 2-6 | 33.3% | | 3-8 | 37.5% | | 3-9 | 33.3% | | 8-27 | 29.6% | Deadball | | Rebounds | 2 |
| FT %: | | 0-0 | 0.0% | | 0-2 | 0.0% | | 0-2 | 0.0% | | 2-7 | 28.6% | | | | |

No. 11 Mizzou 88 • 17-2 (5-1)

| # | Player | Total | | | 3-Ptr | Rebounds | | | | PF | TP | A | TO | Bk | Stl | Min |
|----|--------------------|--------|--------|--------|-------|----------|-----|----|----|----|----|---|----|----|-----|-----|
| | | FG-FGA | FG-FGA | FT-FTA | | Off | Def | TP | | | | | | | | |
| 03 | CUNNINGHAM, Sophie | * 4-8 | 2-5 | 12-14 | 0 | 3 | 3 | 3 | 22 | 3 | 2 | 0 | 0 | 0 | 30 | |
| 05 | ALDRIDGE, Lauren | * 3-6 | 3-6 | 4-4 | 1 | 0 | 1 | 1 | 13 | 4 | 0 | 0 | 1 | 0 | 27 | |
| 20 | MICHAEL, Kayla | * 6-8 | 1-1 | 0-0 | 2 | 1 | 3 | 0 | 13 | 0 | 0 | 0 | 0 | 0 | 22 | |
| 22 | FRERICKS, Jordan | * 4-8 | 0-0 | 4-7 | 2 | 6 | 8 | 2 | 12 | 4 | 2 | 2 | 1 | 0 | 21 | |
| 23 | SMITH, Amber | * 3-6 | 1-2 | 0-0 | 1 | 10 | 11 | 0 | 7 | 4 | 2 | 2 | 3 | 0 | 27 | |
| 01 | WINFREY, Kelsey | 0-0 | 0-0 | 1-2 | 1 | 1 | 2 | 0 | 1 | 0 | 0 | 0 | 0 | 0 | 3 | |
| 02 | ROUNDTREE, Jordan | 2-3 | 2-3 | 0-0 | 0 | 4 | 4 | 0 | 6 | 2 | 1 | 0 | 0 | 0 | 18 | |
| 10 | GREEN, Nadia | 0-0 | 0-0 | 0-0 | 0 | 1 | 1 | 1 | 0 | 0 | 2 | 0 | 0 | 0 | 6 | |
| 12 | BROWN, Elle | 0-0 | 0-0 | 0-0 | 0 | 1 | 1 | 0 | 0 | 0 | 0 | 0 | 0 | 0 | 3 | |
| 13 | SCHUCHTS, Hannah | 0-3 | 0-0 | 0-0 | 0 | 2 | 2 | 0 | 3 | 0 | 0 | 0 | 0 | 0 | 16 | |
| 24 | CHAVIS, Jordan | 4-6 | 4-6 | 0-0 | 0 | 1 | 1 | 2 | 12 | 1 | 0 | 0 | 0 | 0 | 19 | |
| 34 | TAHANE, Emmanuelle | 1-4 | 0-0 | 0-0 | 0 | 1 | 1 | 0 | 2 | 0 | 1 | 0 | 1 | 0 | 8 | |
| | Team | | | | 0 | 5 | 5 | | | | | | | | | |
| | Totals | 27-52 | 13-25 | 21-27 | 7 | 36 | 43 | 11 | 88 | 21 | 11 | 6 | 6 | 6 | 200 | |

Officials: Tina Napier, Frank Steratore, Angelica Suffren
Technical fouls: Arkansas-None. No. 11 Mizzou-None.
Attendance: 5219

| Score by periods | 1st | 2nd | 3rd | 4th | Total |
|------------------|-----|-----|-----|-----|-------|
| Arkansas | 16 | 13 | 19 | 6 | 54 |
| No. 11 Mizzou | 28 | 23 | 23 | 14 | 88 |

Last FG - AR 4th-04:17, MU-W 4th-01:40.
Largest lead - AR None, MU-W by 34 4th-01:40.
AR led for 00:00. MU-W led for 39:42. Game was tied for 00:18.

Score tied - 0 times.
Lead changed - 0 times.



JANUARY 29, 2018

KENTUCKY

ARKANSAS

Bud Walton Arena
Fayetteville, Arkansas

76

65

Three players scored in double figures led by Devin Cosper with 17 points. Mason had 13 and Monk 11.

Kentucky 76 • 11-11, 3-5 SEC

| # | Player | Total | | 3-Ptr | | Rebounds | | PF | TP | A | TO | Bk | Stl | Min | |
|-------------|---------------------|--------|--------|--------|-------|----------|------|------|-------|-------|-------|-------|----------|----------|-----|
| | | FG-FGA | FG-FGA | FT-FTA | Off | Def | | | | | | | | | |
| 03 | MCKINNEY, KEKE | f | 3-5 | 0-0 | 0-0 | 3 | 9 | 12 | 4 | 6 | 2 | 3 | 1 | 2 | 27 |
| 45 | RICE, ALYSSA | c | 1-2 | 0-0 | 2-4 | 1 | 2 | 3 | 4 | 4 | 1 | 1 | 0 | 1 | 17 |
| 04 | MORRIS, MACI | g | 4-12 | 1-3 | 2-2 | 1 | 1 | 2 | 1 | 11 | 0 | 1 | 0 | 0 | 28 |
| 22 | CANN, MAKENZIE | g | 5-9 | 2-5 | 0-1 | 1 | 1 | 1 | 2 | 0 | 12 | 2 | 0 | 0 | 23 |
| 24 | MURRAY, TAYLOR | g | 3-5 | 2-2 | 4-5 | 0 | 1 | 1 | 1 | 12 | 7 | 2 | 0 | 2 | 36 |
| 00 | HALSEL, LASHAE | | 0-0 | 0-0 | 0-0 | 0 | 0 | 0 | 0 | 0 | 0 | 0 | 0 | 0 | 1 |
| 02 | POFFENBERGER, PAIGE | | 0-0 | 0-0 | 0-0 | 0 | 0 | 0 | 0 | 0 | 0 | 0 | 0 | 0 | 1 |
| 12 | PASCHAL, AMANDA | | 5-10 | 0-1 | 0-0 | 1 | 2 | 3 | 2 | 10 | 0 | 1 | 0 | 2 | 22 |
| 20 | HARRISON, DORIE | | 5-14 | 0-0 | 6-6 | 2 | 2 | 4 | 3 | 16 | 0 | 3 | 1 | 2 | 23 |
| 32 | ROPER, JAIDA | | 1-2 | 0-0 | 3-4 | 0 | 2 | 2 | 2 | 5 | 2 | 1 | 0 | 1 | 14 |
| Team | | | | | | 4 | 2 | 6 | | | | | | | |
| Totals | | | 27-59 | 5-11 | 17-22 | 13 | 22 | 35 | 17 | 76 | 14 | 13 | 2 | 12 | 200 |
| 1st - FG %: | | 9-16 | 56.3% | 2nd: | 9-16 | 56.3% | 3rd: | 6-15 | 40.0% | Game: | | 27-59 | 45.8% | Deadball | |
| 3FG %: | | 3-4 | 75.0% | | 1-2 | 50.0% | | 0-2 | 0.0% | | 5-11 | 45.5% | Rebounds | | 3 |
| FT %: | | 0-0 | 0.0% | | 3-5 | 60.0% | | 9-11 | 81.8% | | 17-22 | 77.3% | | | |

Arkansas 65 • 11-11, 2-7 SEC

| # | Player | Total | | 3-Ptr | Rebounds | | PF | TP | A | TO | Blk | Stl | Min | | | |
|-------------|-------------------|--------|--------|--------|----------|-------|------|------|--------|------|-------|-------|----------|---|----------|-------|
| | | FG-FGA | FG-FGA | FT-FTA | Off | Def | | | | | | | | | | |
| 10 | WILLIAMS, Kiara | f | 3-7 | 0-0 | 0-1 | 4 | 3 | 7 | 2 | 6 | 0 | 0 | 1 | 0 | 19 | |
| 22 | ZIMMERMAN, Bailey | f | 2-6 | 2-4 | 2-2 | 3 | 2 | 5 | 1 | 8 | 3 | 5 | 0 | 2 | 30 | |
| 03 | MONK, Malica | g | 2-10 | 1-6 | 6-6 | 0 | 2 | 2 | 3 | 11 | 6 | 2 | 1 | 0 | 35 | |
| 14 | MASON, Jaiilyn | g | 4-10 | 3-6 | 2-2 | 1 | 2 | 3 | 1 | 13 | 3 | 1 | 0 | 0 | 34 | |
| 21 | COSPER, Devin | g | 6-12 | 3-6 | 2-2 | 2 | 3 | 5 | 3 | 17 | 1 | 4 | 1 | 0 | 26 | |
| 01 | NORTHCROSS-BAKER, | | 1-5 | 0-3 | 1-2 | 0 | 3 | 3 | 1 | 3 | 2 | 2 | 0 | 0 | 14 | |
| 04 | SWENSON, Keiryn | | 1-3 | 0-2 | 0-0 | 0 | 1 | 1 | 0 | 2 | 0 | 2 | 0 | 0 | 10 | |
| 20 | STOUT, Sydney | | 0-1 | 0-1 | 0-0 | 0 | 0 | 0 | 0 | 0 | 0 | 0 | 0 | 0 | 6 | |
| 24 | THOMAS, Taylah | | 2-2 | 0-0 | 0-0 | 0 | 1 | 1 | 3 | 4 | 0 | 1 | 0 | 1 | 16 | |
| 30 | WEAVER, Macy | | 0-0 | 0-0 | 1-2 | 0 | 1 | 0 | 1 | 4 | 1 | 0 | 1 | 0 | 10 | |
| Team | | | | | | 3 | 2 | 5 | | | | | | | | |
| Totals | | | 21-56 | 9-28 | 14-17 | 14 | 19 | 33 | 19 | 65 | 15 | 18 | 3 | 3 | 200 | |
| 1st - FG %: | | 5-13 | 38.5% | 2nd: | 3-11 | 27.3% | 3rd: | 4-17 | 23.5% | 4th: | 9-15 | 60.0% | Game: | | 21-56 | 37.5% |
| 3FG %: | | 2-6 | 33.3% | | 1-6 | 16.7% | | 3-8 | 37.5% | | 9-28 | 32.1% | Deadball | | Rebounds | 2,2 |
| FT %: | | 2-2 | 100.0% | | 5-6 | 83.3% | | 4-4 | 100.0% | | 14-17 | 82.4% | | | | |

Officials: Beverly Roberts, Bryan Enterline, Susan Blauch
Technical fouls: Kentucky-None. Arkansas-TEAM.
Attendance: 1313
Estimated Actual Attendance: 771

| Score by periods | 1st | 2nd | 3rd | 4th | Total |
|------------------|-----|-----|-----|-----|-------|
| Kentucky | 21 | 22 | 21 | 12 | 76 |
| Arkansas | 14 | 12 | 15 | 24 | 65 |

Last FG - UK 4th-01:54, AR 4th-00:43.
Largest lead - UK by 28 3rd-02:51, AR by 5 1st-06:09.
UK led for 35:28, AR led for 02:49. Game was tied for 01:43.

Score tied - 2 times.
Lead changed - 2 times.



JANUARY 25, 2018

ARKANSAS

No. 9 SOUTH CAROLINA

Colonel Life Arena
Columbia, South Carolina

42

90

Jaiilyn Mason (12) and Malica Monk (10) both scored in double figures for the Razorbacks.

Arkansas 42 • 11-10, 2-6

| # | Player | Total | | 3-Ptr | | Rebounds | | | | PF | TP | A | TO | Bk | Stl | Min |
|--|-------------------|--------|--------|--------|------|----------|-------|----|----|----|----|----|----|----|-----|-----|
| | | FG-FGA | FG-FGA | FT-FTA | Off | Def | Total | | | | | | | | | |
| 10 | WILLIAMS, Kiara | r | 0-2 | 0-1 | 0-0 | 1 | 3 | 4 | 3 | 0 | 0 | 0 | 0 | 1 | 14 | |
| 22 | ZIMMERMAN, Bailey | r | 1-4 | 0-3 | 0-0 | 2 | 2 | 4 | 2 | 2 | 1 | 2 | 0 | 0 | 17 | |
| 03 | MONK, Malica | g | 6-20 | 0-0 | 0-0 | 2 | 0 | 2 | 3 | 12 | 0 | 1 | 0 | 1 | 27 | |
| 14 | MASON, Jaiilyn | g | 5-12 | 0-2 | 0-0 | 1 | 1 | 2 | 2 | 10 | 1 | 0 | 1 | 0 | 32 | |
| 21 | COSPER, Devin | g | 1-6 | 1-4 | 0-2 | 0 | 1 | 1 | 0 | 3 | 2 | 0 | 0 | 0 | 24 | |
| 01 | NORTHCROSS-BAKER, | | 0-3 | 0-0 | 0-0 | 0 | 2 | 2 | 3 | 0 | 0 | 1 | 1 | 0 | 14 | |
| 04 | SWENSON, Keiryn | | 1-8 | 0-0 | 0-0 | 5 | 1 | 6 | 1 | 1 | 0 | 0 | 0 | 0 | 2 | |
| 12 | MCCLURE, Brenna | | 0-1 | 0-0 | 0-0 | 0 | 0 | 0 | 0 | 0 | 0 | 1 | 0 | 0 | 2 | |
| 13 | SPANGLER, Grayce | | 0-0 | 0-0 | 0-0 | 0 | 0 | 0 | 3 | 0 | 0 | 1 | 0 | 1 | 9 | |
| 20 | STOUT, Sydney | | 0-0 | 0-0 | 0-0 | 0 | 0 | 0 | 2 | 0 | 1 | 1 | 0 | 2 | 9 | |
| 24 | THOMAS,Taylah | | 1-6 | 0-1 | 0-0 | 2 | 4 | 6 | 3 | 2 | 0 | 2 | 1 | 0 | 24 | |
| 30 | WEAVER, Macey | | 3-4 | 0-0 | 1-3 | 2 | 0 | 2 | 3 | 7 | 0 | 2 | 1 | 0 | 11 | |
| | Team | | | | | | 3 | 6 | | | | | | | | |
| Totals | | | 18-67 | 2-16 | 4-10 | 14 | 17 | 31 | 25 | 42 | 5 | 12 | 5 | 5 | 200 | |
| 1st - FG%: 3-17 17.6% 2nd: 3-16 18.8% 3rd: 2-22 9.1% 4th: 3-17 25.0% Game: 16-67 23.9% Deadball: 1-1 10.0% | | | | | | | | | | | | | | | | |



FEBRUARY 8, 2018

NO. 11 TENNESSEE

ARKANSAS

Bud Walton Arena
Fayetteville, Arkansas

Devin Cosper and Malica Monk posted career-best point totals and Bailey Zimmerman had a career-high 40 minutes played.

90
85

No. 11 Tennessee 90 • 20-4, 8-3 SEC

| # | Player | Total | | | 3-Ptr | | | Rebounds | | | PF | TP | A | TO | Bk | Stl | Min |
|-------------|-------------------|--------|--------|--------|--------|--------|--------|----------|-------|------|-------|-------|-------|-------|-------|----------|-----|
| | | FG-FGA | FG-FGA | FT-FTA | FG-FGA | FG-FGA | FT-FTA | Off | Def | Tot | | | | | | | |
| 00 | DAVIS, RENNIA | f | 13-18 | 3-4 | 4-6 | 7 | 7 | 14 | 1 | 33 | 4 | 3 | 1 | 1 | 40- | | |
| 10 | JACKSON, MEME | f | 7-10 | 5-7 | 2-2 | 0 | 5 | 5 | 4 | 21 | 4 | 5 | 0 | 0 | 31 | | |
| 31 | NARED, JAIME | f | 4-11 | 0-3 | 8-9 | 3 | 3 | 6 | 3 | 16 | 1 | 0 | 0 | 2 | 37 | | |
| 21 | RUSSELL, MERCEDES | c | 3-7 | 0-0 | 1-2 | 4 | 6 | 10 | 2 | 7 | 1 | 3 | 4 | 1 | 36 | | |
| 02 | WESTBROOK, EVINA | g | 1-6 | 0-2 | 2-4 | 0 | 2 | 2 | 1 | 4 | 5 | 4 | 0 | 0 | 15 | | |
| 01 | HAYES, ANASTASIA | g | 1-8 | 0-5 | 2-2 | 1 | 1 | 2 | 0 | 4 | 9 | 4 | 0 | 2 | 27 | | |
| 13 | DUNBAR, KORTNEY | g | 2-4 | 1-2 | 0-0 | 1 | 0 | 1 | 1 | 5 | 0 | 0 | 0 | 0 | 10 | | |
| 15 | GREEN, CHERIDENE | g | 0-0 | 0-0 | 0-0 | 0 | 0 | 0 | 1 | 0 | 0 | 0 | 0 | 0 | 4 | | |
| Team | | 31-64 | | | 9-23 | 19-25 | 18 | 27 | 45 | 13 | 90 | 24 | 19 | 5 | 6 | 200 | |
| Totals | | 31-64 | | | 9-23 | 19-25 | 18 | 27 | 45 | 13 | 90 | 24 | 19 | 5 | 6 | 200 | |
| 1st - FG %: | | 9-22 | 40.9% | 2nd: | 9-19 | 47.4% | 3rd: | 10-15 | 66.7% | 4th: | 3-8 | 37.5% | Game: | 31-64 | 48.4% | Deadball | |
| 3FG %: | | 1-7 | 14.3% | 2nd: | 2-7 | 28.6% | 3rd: | 4-7 | 57.1% | 4th: | 2-3 | 66.7% | Game: | 11-24 | 45.8% | Rebounds | |
| FT %: | | 3-3 | 100.0% | 2nd: | 1-2 | 50.0% | 3rd: | 0-0 | 0.0% | 4th: | 15-20 | 75.0% | Game: | 19-25 | 76.0% | Rebounds | 3,1 |

Arkansas 85 • 12-12, 3-8 SEC

| # | Player | Total | | | 3-Ptr | | | Rebounds | | | PF | TP | A | TO | Bk | Stl | Min |
|-------------|----------------------|--------|--------|--------|--------|--------|--------|----------|-------|------|-------|-------|-------|-------|-------|----------|-----|
| | | FG-FGA | FG-FGA | FT-FTA | FG-FGA | FG-FGA | FT-FTA | Off | Def | Tot | | | | | | | |
| 10 | WILLIAMS, Kiara | f | 3-6 | 0-0 | 3-5 | 6 | 4 | 10 | 1 | 9 | 0 | 0 | 2 | 3 | 28 | | |
| 22 | ZIMMERMAN, Bailey | f | 3-11 | 0-4 | 0-0 | 1 | 2 | 3 | 2 | 6 | 2 | 0 | 0 | 1 | 40 | | |
| 03 | MONK, Malica | g | 9-21 | 4-4 | 3-4 | 0 | 1 | 1 | 1 | 25 | 5 | 4 | 0 | 2 | 39 | | |
| 41 | MASON, Jaielyn | g | 4-11 | 1-6 | 2-2 | 0 | 3 | 3 | 3 | 11 | 5 | 3 | 0 | 1 | 39 | | |
| 21 | COSPER, Devin | g | 10-14 | 6-9 | 3-6 | 1 | 2 | 3 | 5 | 29 | 0 | 1 | 0 | 3 | 36 | | |
| 01 | NORTHCROSS-BAKER, Ra | g | 0-0 | 0-0 | 0-0 | 1 | 0 | 1 | 5 | 0 | 4 | 1 | 0 | 0 | 6 | | |
| 24 | THOMAS, Taylah | g | 2-2 | 0-0 | 1-2 | 0 | 3 | 3 | 3 | 5 | 0 | 1 | 0 | 1 | 12 | | |
| Team | | 31-65 | | | 11-23 | 12-19 | 9 | 17 | 26 | 20 | 85 | 16 | 10 | 2 | 11 | 200 | |
| Totals | | 31-65 | | | 11-23 | 12-19 | 9 | 17 | 26 | 20 | 85 | 16 | 10 | 2 | 11 | 200 | |
| 1st - FG %: | | 9-18 | 44.4% | 2nd: | 7-16 | 43.8% | 3rd: | 6-15 | 40.0% | 4th: | 10-16 | 62.5% | Game: | 31-65 | 47.7% | Deadball | |
| 3FG %: | | 4-7 | 57.1% | 2nd: | 2-7 | 28.6% | 3rd: | 2-5 | 40.0% | 4th: | 3-4 | 75.0% | Game: | 11-23 | 47.8% | Rebounds | |
| FT %: | | 0-2 | 0.0% | 2nd: | 0-2 | 0.0% | 3rd: | 7-9 | 77.8% | 4th: | 5-6 | 83.3% | Game: | 12-19 | 63.2% | Rebounds | 4,1 |

Officials: Scott Yarbrough, Carla Fountain, Frank Steratore

Technical fouls: No. 11 Tennessee-None, Arkansas-None.

Attendance: 1446

Estimated Actual Attendance: 925

Fouled Out: Arkansas #21 Cosper @ 8:2 Q4

#1 Northcross-Baker @ 1:2 Q4

| Score by periods | 1st | 2nd | 3rd | 4th | Total |
|------------------|-----|-----|-----|-----|-------|
| No. 11 Tennessee | 22 | 21 | 24 | 23 | 90 |
| Arkansas | 20 | 16 | 21 | 28 | 85 |

Last FG - UT 4th-03:37, AR 4th-00:03.

Largest lead - UT by 10 2nd-02:39, AR by 2 1st-05:14.

UT led for 34:29, AR led for 02:58. Game was tied for 02:33.

Points In Off 2nd Fast
Paint Paint T/O Chance Break Bench
AR 32 24 12 29 5

Score tied - 6 times.

Lead changed - 12 times.



FEBRUARY 15, 2018

ARKANSAS

KENTUCKY

Memorial Coliseum
Lexington, Kentucky

Arkansas has had seven games with double digit 3-point field goals and 16 games with more 3-point field goals than its opponent. Malica Monk, Jaielyn Mason and Bailey Zimmerman all scored in double figures.

57
78

Arkansas 57 • 12-14, 3-10 SEC

| # | Player | Total | | | 3-Ptr | | | Rebounds | | | PF | TP | A | TO | Bk | Stl | Min |
|-------------|----------------------|--------|--------|--------|--------|--------|--------|----------|-------|------|------|-------|-------|-------|-------|----------|-----|
| | | FG-FGA | FG-FGA | FT-FTA | FG-FGA | FG-FGA | FT-FTA | Off | Def | Tot | | | | | | | |
| 10 | WILLIAMS, Kiara | f | 1-6 | 0-0 | 1-2 | 2 | 1 | 3 | 2 | 3 | 1 | 1 | 0 | 0 | 0 | 15 | |
| 22 | ZIMMERMAN, Bailey | f | 4-10 | 3-6 | 1-3 | 3 | 3 | 6 | 1 | 12 | 3 | 0 | 0 | 0 | 0 | 29 | |
| 03 | MONK, Malica | g | 5-17 | 4-10 | 0-0 | 0 | 2 | 2 | 14 | 5 | 1 | 0 | 0 | 0 | 35 | | |
| 14 | MASON, Jaielyn | g | 7-14 | 4-8 | 0-0 | 1 | 3 | 4 | 2 | 18 | 1 | 2 | 0 | 1 | 36 | | |
| 21 | COSPER, Devin | g | 1-12 | 0-7 | 1-2 | 0 | 4 | 4 | 3 | 3 | 3 | 1 | 0 | 2 | 36 | | |
| 01 | NORTHCROSS-BAKER, Ra | g | 0-1 | 0-1 | 0-0 | 0 | 1 | 1 | 0 | 0 | 1 | 0 | 0 | 0 | 4 | | |
| 04 | SWENSON, Keiryn | g | 1-4 | 0-3 | 0-0 | 0 | 1 | 1 | 0 | 0 | 0 | 0 | 0 | 0 | 13 | | |
| 12 | MCCLURE, Brenna | g | 0-1 | 0-1 | 0-0 | 0 | 0 | 0 | 0 | 0 | 0 | 0 | 0 | 0 | 1 | | |
| 13 | SPANGLER, Grayce | g | 0-0 | 0-0 | 0-0 | 0 | 0 | 0 | 0 | 1 | 0 | 1 | 0 | 0 | 0 | 2 | |
| 20 | STOUT, Sydney | g | 0-0 | 0-0 | 0-0 | 0 | 0 | 0 | 0 | 0 | 0 | 0 | 0 | 0 | 3 | | |
| 24 | THOMAS, Taylah | g | 1-3 | 0-0 | 0-0 | 1 | 1 | 2 | 0 | 2 | 0 | 2 | 0 | 0 | 20 | | |
| 30 | WEAVER, Macy | g | 1-1 | 0-0 | 1-2 | 2 | 0 | 2 | 2 | 3 | 0 | 0 | 0 | 0 | 6 | | |
| Team | | 21-69 | | | 11-36 | 4-9 | 13 | 18 | 31 | 15 | 57 | 15 | 7 | 0 | 3 | 200 | |
| Totals | | 21-69 | | | 11-36 | 4-9 | 13 | 18 | 31 | 15 | 57 | 15 | 7 | 0 | 3 | 200 | |
| 1st - FG %: | | 7-18 | 38.9% | 2nd: | 5-16 | 31.3% | 3rd: | 5-18 | 27.8% | 4th: | 4-17 | 23.5% | Game: | 21-69 | 30.4% | Deadball | |
| 3FG %: | | 5-11 | 45.5% | 2nd: | 2-8 | 25.0% | 3rd: | 3-8 | 37.5% | 4th: | 1-9 | 11.1% | Game: | 11-36 | 30.6% | Rebounds | 6 |
| FT %: | | 1-2 | 50.0% | 2nd: | 0-0 | 0.0% | 3rd: | 2-5 | 40.0% | 4th: | 1-2 | 50.0% | Game: | 4-9 | 44.4% | Rebounds | 6 |

Kentucky 78 • 13-14, 5-8 SEC

| # | Player | Total | | | 3-Ptr | | | Rebounds | | | PF | TP | A | TO | Bk | Stl | Min |
|-------------|---------------------|--------|--------|--------|--------|--------|--------|----------|--------|------|------|--------|-------|-------|-------|----------|-----|
| | | FG-FGA | FG-FGA | FT-FTA | FG-FGA | FG-FGA | FT-FTA | Off | Def | Tot | | | | | | | |
| 03 | MCKINNEY, KEKE | f | 3-6 | 1-2 | 4-4 | 4 | 0 | 4 | 0 | 11 | 0 | 1 | 0 | 1 | 21 | | |
| 22 | CANN, MAKENZIE | f | 0-5 | 0-4 | 0-0 | 0 | 4 | 4 | 0 | 0 | 4 | 0 | 0 | 0 | 17 | | |
| 45 | RICE, ALYSSA | c | 6-6 | 0-0 | 1-2 | 3 | 6 | 9 | 3 | 13 | 1 | 2 | 3 | 0 | 24 | | |
| 04 | MORRIS, MACI | g | 7-11 | 2-5 | 4-4 | 0 | 5 | 5 | 1 | 20 | 2 | 4 | 0 | 2 | 30 | | |
| 24 | MURRAY, TAYLOR | g | 1-6 | 0-0 | 0-0 | 1 | 4 | 5 | 3 | 2 | 3 | 0 | 0 | 1 | 34 | | |
| 00 | HALSEL, LASHAE | g | 1-2 | 0-0 | 0-0 | 0 | 0 | 0 | 0 | 2 | 0 | 0 | 0 | 0 | 3 | | |
| 02 | POPFENBERGER, PAIGE | g | 0-0 | 0-0 | 0-0 | 1 | 0 | 1 | 0 | 0 | 1 | 0 | 0 | 0 | 2 | | |
| 12 | PASCHAL, AMANDA | g | 2-6 | 0-0 | 0-0 | 0 | 4 | 4 | 0 | 4 | 1 | 1 | 0 | 0 | 23 | | |
| 14 | WYATT, TATIANA | g | 3-5 | 3-5 | 2-2 | 0 | 2 | 2 | 0 | 11 | 1 | 1 | 0 | 0 | 17 | | |
| 15 | HARDIN, JESSICA | g | 1-2 | 1-2 | 0-0 | 0 | 0 | 0 | 0 | 3 | 0 | 0 | 0 | 0 | 2 | | |
| 20 | HARRISON, DORIE | g | 4-7 | 0-0 | 2-2 | 1 | 3 | 4 | 5 | 10 | 0 | 1 | 1 | 0 | 12 | | |
| 23 | ROACH, KAMERON | g | 0-0 | 0-0 | 0-0 | 0 | 0 | 0 | 1 | 0 | 0 | 0 | 0 | 0 | 2 | | |
| 24 | ROPER, JAIDA | g | 1-4 | 0-1 | 0-0 | 0 | 1 | 1 | 1 | 2 | 1 | 0 | 0 | 0 | 13 | | |
| Team | | 29-60 | | | 7-19 | 13-14 | 10 | 34 | 44 | 14 | 78 | 14 | 10 | 4 | 4 | 200 | |
| Totals | | 29-60 | | | 7-19 | 13-14 | 10 | 34 | 44 | 14 | 78 | 14 | 10 | 4 | 4 | 200 | |
| 1st - FG %: | | 8-15 | 53.3% | 2nd: | 8-20 | 40.0% | 3rd: | 5-13 | 38.5% | 4th: | 8-12 | 66.7% | Game: | 29-60 | 48.3% | Deadball | |
| 3FG %: | | 1-4 | 25.0% | 2nd: | 2-5 | 40.0% | 3rd: | 2-4 | 50.0% | 4th: | 7-19 | 36.8% | Game: | 13-14 | 92.9% | Rebounds | 4 |
| FT %: | | 2-2 | 100.0% | 2nd: | 2-3 | 66.7% | 3rd: | 6-6 | 100.0% | 4th: | 3-3 | 100.0% | Game: | 13-14 | 92.9% | Rebounds | 4 |

Officials: Brian Hall, Felicia Grinter, Kevin Pethel

Technical fouls: Arkansas-None, Kentucky-None.

Attendance: 5305

| Score by periods | 1st | 2nd | 3rd | 4th | Total |
|------------------|-----|-----|-----|-----|-------|
| Arkansas | 20 | 12 | 15 | 10 | 57 |
| Kentucky | 19 | 20 | 18 | 21 | 78 |

Last FG - AR 4th-01:41, UK 4th-00:56.

Largest lead - AR by 1 1st-00:04, UK by 21 4th-04:26.

AR led for 00:36, UK led for 37:24. Game was tied for 01:06.

Points In Off 2nd Fast
Paint Paint T/O Chance Break Bench
UK 12 10 16 0 7

Score tied - 1 time.

Lead changed - 2 times.



FEBRUARY 12, 2018

No. 13 MISSOURI

ARKANSAS

Bud Walton Arena
Fayetteville, Arkansas

Junior Bailey Zimmerman tied her career-best with 14 points. Her three 3-pointers also ties her career high. Jaielyn Mason scored in double figures for the 16th time this season. Mason tied her season-best with 15 points.

84
58

Missouri 84 • 20-5, 8-4 SEC

| # | Player | Total | | | 3-Ptr | | | Rebounds | | | PF | TP | A | TO | Bk |
|---|--------|-------|--|--|-------|--|--|----------|--|--|----|----|---|----|----|
|---|--------|-------|--|--|-------|--|--|----------|--|--|----|----|---|----|----|



FEBRUARY 22, 2018

No. 17/18 TEXAS A&M

104

ARKANSAS

60

Bud Walton Arena
Fayetteville, Arkansas

Jailyn Mason finished with 15 points and scored in double figures for the 18th time this season. Texas A&M's 55 first half points is the most given up this season. Malica Monk and Devin Cosper were also in double figures.



FEBRUARY 25, 2018

ARKANSAS

TBA

VANDERBILT

TBA

Memorial Gym
Nashville, Tennessee

TBA

#17 Texas A&M 104 • 21-8, 10-5 SEC

| # | Player | Total | | | 3-Ptr | | | Rebounds | | | PF | TP | A | TO | Blk | Stl | Min |
|-------------|-------------------|--------|--------|------------|--------|------------|--------|-----------|--------|-------------|-------|----------|---|----|-----|-----|-----|
| | | FG-FGA | FG-FGA | FT-FTA | FG-FGA | FG-FGA | FT-FTA | Off | Def | Tot | | | | | | | |
| 05 | HOWARD, ANRIEL | f | 4-9 | 3-3 | 3-3 | 3-3 | 3-3 | 11 | 14 | 14 | 1 | 14 | 3 | 3 | 1 | 2 | 25 |
| 21 | LUMPKIN, JASMINE | f | 7-9 | 0-0 | 3-4 | 4 | 1 | 5 | 2 | 17 | 3 | 0 | 2 | 1 | 21 | | |
| 00 | HILLSMAN, KHAALIA | c | 7-10 | 0-0 | 2-4 | 1 | 3 | 4 | 3 | 16 | 0 | 1 | 1 | 0 | 24 | | |
| 03 | CARTER, CHENNEDY | g | 9-17 | 3-4 | 0-0 | 3 | 5 | 8 | 0 | 21 | 7 | 1 | 0 | 0 | 29 | | |
| 12 | WILLIAMS, DANNI | g | 5-9 | 2-4 | 4-4 | 0 | 4 | 4 | 0 | 16 | 4 | 0 | 0 | 0 | 29 | | |
| 04 | MCKINNEY, LULU | | 0-3 | 0-2 | 0-0 | 0 | 1 | 1 | 2 | 0 | 2 | 0 | 0 | 2 | 16 | | |
| 11 | WELLS, KAYLA | | 2-5 | 0-0 | 1-1 | 1 | 0 | 1 | 1 | 5 | 0 | 1 | 0 | 0 | 15 | | |
| 14 | WALTON, JADA | | 2-3 | 1-1 | 0-0 | 0 | 2 | 2 | 0 | 5 | 2 | 0 | 0 | 1 | 12 | | |
| 30 | NICHOLS, EMER | | 0-1 | 0-0 | 0-0 | 0 | 1 | 1 | 0 | 0 | 0 | 1 | 0 | 0 | 5 | | |
| 31 | JONES, N'DEA | | 3-3 | 0-0 | 0-0 | 0 | 3 | 3 | 3 | 6 | 0 | 0 | 0 | 0 | 13 | | |
| 34 | MARTIN, CAYLINNE | | 2-3 | 0-0 | 0-0 | 0 | 2 | 2 | 1 | 4 | 0 | 2 | 0 | 0 | 11 | | |
| Team | | | | | | | | 1 | 2 | 3 | | | | | | | |
| Totals | | | 41-72 | 9-14 | 13-16 | 13 | 35 | 48 | 13 | 104 | 21 | 9 | 4 | 6 | 200 | | |
| 1st - FG %: | | 11-21 | 52.4% | 2nd: 10-20 | 50.0% | 3rd: 14-18 | 77.8% | 4th: 6-13 | 46.2% | Game: 41-72 | 56.9% | Deadball | | | | | |
| 3FG %: | | 1-2 | 50.0% | 3-5 | 60.0% | 5-6 | 83.3% | 0-1 | 0.0% | 9-14 | 64.3% | Rebounds | | | | | |
| FT %: | | 5-6 | 83.3% | 4-5 | 80.0% | 3-4 | 75.0% | 1-1 | 100.0% | 13-16 | 81.3% | 3 | | | | | |

Arkansas 60 • 12-16, 3-12 SEC

| # | Player | Total | | | 3-Ptr | | | Rebounds | | | PF | TP | A | TO | Blk | Stl | Min |
|-------------|-------------------|--------|--------|-----------|--------|-----------|--------|-----------|--------|-------------|-------|----------|---|----|-----|-----|-----|
| | | FG-FGA | FG-FGA | FT-FTA | FG-FGA | FG-FGA | FT-FTA | Off | Def | Tot | | | | | | | |
| 10 | WILLIAMS, Kiara | f | 2-5 | 0-0 | 0-0 | 1 | 2 | 3 | 3 | 4 | 0 | 0 | 2 | 0 | 12 | | |
| 22 | ZIMMERMAN, Bailey | f | 1-5 | 1-3 | 0-0 | 1 | 1 | 2 | 0 | 3 | 1 | 0 | 1 | 0 | 22 | | |
| 03 | MONK, Malica | g | 3-12 | 0-2 | 7-9 | 0 | 1 | 1 | 1 | 13 | 6 | 2 | 0 | 1 | 33 | | |
| 14 | MASON, Jailyn | g | 6-13 | 1-6 | 2-2 | 1 | 1 | 2 | 2 | 15 | 3 | 5 | 0 | 0 | 32 | | |
| 21 | COSPER, Devin | g | 3-14 | 2-7 | 2-2 | 0 | 2 | 2 | 2 | 10 | 0 | 1 | 1 | 0 | 26 | | |
| 01 | NORTHCROSS-BAKER, | | 3-7 | 2-5 | 0-0 | 2 | 1 | 3 | 0 | 8 | 1 | 1 | 0 | 0 | 18 | | |
| 04 | SWENSON, Keiryn | | 1-5 | 0-3 | 0-0 | 0 | 0 | 0 | 1 | 2 | 0 | 1 | 1 | 0 | 16 | | |
| 13 | SPANGLER, Grayce | | 0-2 | 0-0 | 0-0 | 0 | 0 | 0 | 1 | 0 | 0 | 0 | 0 | 0 | 6 | | |
| 20 | STOUT, Sydney | | 0-1 | 0-1 | 0-0 | 1 | 0 | 1 | 1 | 0 | 0 | 0 | 0 | 0 | 7 | | |
| 24 | THOMAS, Taylah | | 1-4 | 0-0 | 0-0 | 2 | 4 | 6 | 1 | 2 | 0 | 1 | 0 | 0 | 15 | | |
| 30 | WEAVER, Macy | | 1-1 | 0-0 | 1-2 | 1 | 2 | 3 | 1 | 3 | 0 | 0 | 0 | 0 | 13 | | |
| Team | | | | | | | | 4 | 1 | 5 | | | | | | | |
| Totals | | | 21-69 | 6-27 | 12-15 | 13 | 15 | 28 | 13 | 60 | 11 | 11 | 5 | 1 | 200 | | |
| 1st - FG %: | | 6-18 | 33.3% | 2nd: 5-19 | 26.3% | 3rd: 5-16 | 31.3% | 4th: 5-16 | 31.3% | Game: 21-69 | 30.4% | Deadball | | | | | |
| 3FG %: | | 2-5 | 40.0% | 1-3 | 33.3% | 2-9 | 22.2% | 1-8 | 12.5% | 6-27 | 22.2% | Rebounds | | | | | |
| FT %: | | 3-3 | 100.0% | 5-6 | 83.3% | 2-4 | 50.0% | 2-2 | 100.0% | 12-15 | 80.0% | 3,3 | | | | | |

Officials: Bob Trammell, Michael McConnell, Brian Garland

Technical fouls: #17 Texas A&M-None. Arkansas-None.

Attendance: 1375

Estimated Actual Attendance: 874

| Score by periods | 1st | 2nd | 3rd | 4th | Total |
|------------------|-----|-----|-----|-----|-------|
| #17 Texas A&M | 28 | 27 | 36 | 13 | 104 |
| Arkansas | 17 | 16 | 14 | 13 | 60 |

| Points | In | Off | 2nd | Fast |
|--------|----|-----|-----|------|
| TAMU | 44 | 13 | 18 | 6 |
| AR | 24 | 5 | 12 | 4 |

Last FG - TAMU 4th-00:45, AR 4th-04:36.
Largest lead - TAMU by 44 3rd-00:12, AR by 1 1st-06:06.
TAMU led for 37:09, AR led for 00:37. Game was tied for 02:03.

Score tied - 3 times.
Lead changed - 2 times.