2026 ARKANSAS SOFTBALL

RECORD BOOK

2026 TEAM QUICK FACTS

TEAM INFORMATION

2025 Overall Record	44-14
2025 SEC Record	14-10
2025 SEC Finish	5th
NCAA Postseason	NCAA Regionals
Home Record	19-7
Away Record	11-5
Neutral Record	14-2
Student-Athletes Returning/Lost	12/12
Starters Returning/Lost	5/4
Newcomers	11

COACHING STAFF

Head Coach	Courtney Deifel (11th Season)
Record at Arkansas	359-179 (.667)
Career Record	386-206 (.652)
Assistant Coach	Matt Meuchel (10th Season)
Assistant Coach	DJ Gasso (Third Season)
Assistant Coach	Parker Staggs (First Season)
Graduate Assistant	Gage Williams (First Season)
Graduate Assistant	Paytience Holman (Second Season)
Student Assistant	Courtney Day (First Season)
Director of Operations	Dan Bartosik (Third Season)

TEAM HISTORY

First Year of Program	1997
All-Time Record	838-799-1 (.512)
All-Time SEC Record	278-447 (.384)
SEC Championships/Last	2 (2022)
SEC Tournament Championships/Last	1 (2022)
NCAA Appearances/Last	13 (2024)
Highest Preseason Rank	6/TBA (2022)
Highest Preseason SEC	3rd (2021-22)
Highest In-Season Rank	4 (ESPN) (Week 14, 2022)
	4 (NFCA) (Wk 13-14, 2022)

UNIVERSITY INFORMATION

Location	Fayetteville, Ark.
Founded	March 27, 1871
Enrollment	27,558
Nickname	Razorbacks
School Colors	Cardinal and White
Conference	Southeastern (SEC)
Interim Chancellor	Dr. Charles F. Robinson
Vice Chancellor/Director of Athletics	Hunter Yurachek
Faculty Athletic Representative	Paul Adams
University Website	www.uark.edu
Athletics Website	ArkansasRazorbacks.com

FACILITY INFORMATION

Home Field	Bogle Park
Opened	2009
Dimensions	(LF - 200, CF - 220, RF - 200)
Chair-back Seats:	1,200

COMMUNICATIONS

Assistant Director (SB Contact)	Hunter Corneliusen
Email	hc068@@uark.edu
Cell	479-380-2194
Assistant AD for Communications	Kyle Parkinson

Mailing Address
Razorback Commuications
PO Box 7777
Fayetteville, AR 72702-7777

Overnight Address
Razorback Communications
1240 W. Leroy Pond Dr.
Fayetteville, AR 72701

ARKANSAS SOFTBALL

Table of Contents 2

2026 RAZORBACKS

2026 Schedule 3
2026 Roster 4
2026 TV Roster 5
Head Coach Courtney Deifel 6-8
Bogle Park 9-10

HISTORY AND RECORDS

Career Top 10 11-13
Single-Season Ind. Top 10 14-15
Single-Game Team Records 16
Single-Season Team Top 10 17-18
Year-by-Year Leaders 19-22
Bri Ellis National Player of Year 23
NFCA All-Americans 24-27
Individual Accolades 28-31
Year-by-Year Results 32-41
All-Time Series Results 42-50
All-Time Series Records 51
All-Time State Records 52
All-Time Records vs. Conferences 53
Team Year-by-Year/Postseason Results 54
Season Opener Results 55
Home Opener Results 56
Opening Day Lineups 57-58
Extra-Innings Results 59-60
Doubleheader Results 61-63
Results vs. Ranked Opponents 64-66
NFCA Poll History 67
10+ Strikeout Games 68
Razorback No-Hitters 69-71
Misc. Hitting 72-77
All-Time Transfers 78
Shortest/Longest Games 79
Year-by-Year Statistical Summaries 80-90
Yearly Overall Stats 91-105
All-Time Alphabetical Roster 106-107
All-Time Numerical Roster 108-109
All-Time Hometown Roster 110-11



CREDITS

EDITORIAL
Arkansas Communications Department

EDITOR
Hunter Corneliusen

COVER DESIGN
Drew Schlosser

PHOTOGRAPHY
Walt Beazley

CONTRIBUTING PHOTOGRAPHY
Gunnar Rathburn, Sadie Rucker, Meaghan Frazier, Arkansas Athletics, University Relations

PRINTED BY
PittCraft

All names, nicknames, logos and other indicia referring to the University of Arkansas are trademarks owned and protected by the university. Any unauthorized use of the university's trademark is strictly prohibited.

Day	Date	Opponent	H/A/N	Location	Time	Last Meeting	All-Time Series
Friday	Feb. 6	Virginia#	N	Conway, S.C.	9:00 a.m.	2015	Arkansas leads, 3-2
Friday	Feb. 6	Akron #	N	Conway, S.C.	11:30 a.m.	2003	Arkansas leads, 2-0
Saturday	Feb. 7	Virginia#	N	Conway, S.C.	9:00 a.m.		
Saturday	Feb. 7	at Coastal Carolina#	A	Conway, S.C.	2:00 p.m.	2002	Arkansas leads, 2-0
Sunday	Feb. 8	Akron#	N	Conway, S.C.	9:00 a.m.		
Friday	Feb. 13	Wichita State%	N	San Marcos, Texas	10:00 a.m.	2024	Arkansas leads, 10-6
Friday	Feb. 13	Clemson%	N	San Marcos, Texas	4:45 p.m.	First Meeting	N/A
Saturday	Feb. 14	BYU%	N	San Marcos, Texas	11:00 a.m.	2019	BYU leads, 1-0
Saturday	Feb. 14	at Texas State%	A	San Marcos, Texas	1:15 p.m.	2025	Tied, 1-1
Sunday	Feb. 15	Clemson%	N	San Marcos, Texas	10:00 a.m.		
Friday	Feb. 20	SEMO^	H	Bogle Park	1:30 p.m.	2024	Arkansas leads, 14-2
Friday	Feb. 20	Northwestern^	H	Bogle Park	4:00 p.m.	2003	Northwestern leads, 2-0
Saturday	Feb. 21	Northwestern^	H	Bogle Park	1:30 p.m.		
Saturday	Feb. 21	SEMO^	H	Bogle Park	4:00 p.m.		
Sunday	Feb. 22	Northwestern^	H	Bogle Park	10:00 a.m.		
Sunday	Feb. 22	SEMO^	H	Bogle Park	12:30 p.m.		
Thursday	Feb. 26	Omaha*	H	Bogle Park	4:00 p.m.	2024	Arkansas leads, 6-0
Friday	Feb. 27	Boise State*	H	Bogle Park	4:45 p.m.	First Meeting	N/A
Friday	Feb. 27	Charlotte*	H	Bogle Park	7:00 p.m.	First Meeting	N/A
Saturday	Feb. 28	Omaha*	H	Bogle Park	2:30 p.m.		
Saturday	Feb. 27	Charlotte*	H	Bogle Park	4:45 p.m.		
Sunday	March 1	Kansas*	H	Bogle Park	12:15 p.m.	2021	Kansas leads, 17-11
Friday	March 6	Georgia	H	Bogle Park	6:00 p.m.	2025	Georgia leads, 41-26
Saturday	March 7	Georgia	H	Bogle Park	5:00 p.m.		
Sunday	March 8	Georgia	H	Bogle Park	1:00 p.m.		
Monday	March 9	at Missouri State	A	Springfield, Mo.	5:00 p.m.	2025	Arkansas leads, 25-19
Friday	March 13	Alabama	A	Tuscaloosa, Ala.	6:00 p.m.	2024	Alabama leads, 65-16
Saturday	March 14	Alabama	A	Tuscaloosa, Ala.	2:00 p.m.		
Sunday	March 15	Alabama	A	Tuscaloosa, Ala.	1:30 p.m.		
Tuesday	March 17	Central Arkansas	H	Bogle Park	11:00 a.m.	2025	Arkansas leads, 7-2
Friday	March 20	UConn	H	Bogle Park	6:00 p.m.	2017	Arkansas leads, 1-0
Saturday	March 21	UConn	H	Bogle Park	4:00 p.m.		
Sunday	March 22	UConn	H	Bogle Park	12:00 p.m.		
Tuesday	March 24	Central Arkansas	A	Conway, Ark.	6:00 p.m.		
Friday	March 27	Florida	H	Bogle Park	6:00 p.m.	2025	Florida leads, 52-19
Saturday	March 28	Florida	H	Bogle Park	7:00 p.m.		
Sunday	March 29	Florida	H	Bogle Park	1:00 p.m.		
Saturday	April 3	Auburn	H	Bogle Park	4:00 p.m.	2024	Auburn leads 39-36
Sunday	April 4	Auburn	H	Bogle Park	3:00 p.m.		
Monday	April 5	Auburn	H	Bogle Park	6:00 p.m.		
Friday	April 10	at Mississippi State	A	Starkville, Miss.	5:00 p.m.	2024	Mississippi St. leads, 40-36
Saturday	April 11	at Mississippi State	A	Starkville, Miss.	2:00 p.m.		
Sunday	April 12	at Mississippi State	A	Starkville, Miss.	11:00 a.m.		
Friday	April 17	at Oklahoma	A	Norman, Okla.	7:00 p.m.	2025	Oklahoma leads, 29-2
Saturday	April 18	at Oklahoma	A	Norman, Okla.	2:00 p.m.		
Sunday	April 19	at Oklahoma	A	Norman, Okla.	1:00 p.m.		
Friday	April 24	Missouri	H	Bogle Park	5:00 p.m.	2024	Missouri leads, 18-13
Saturday	April 25	Missouri	H	Bogle Park	11:00 a.m.		
Sunday	April 26	Missouri	H	Bogle Park	1:00 p.m.		
Friday	April 30	at Texas	A	Austin, Texas	6:00 p.m.	2022	Texas leads, 8-1
Saturday	May 1	at Texas	A	Austin, Texas	2:00 p.m.		
Sunday	May 2	at Texas	A	Austin, Texas	1:00 p.m.		

Postseason

Date	Opponent	H/A/N	Location	Times
May 5 - May 9	SEC Tournament	N	Lexington, KY	TBD
May 15 - May 17	NCAA Regional Tournament	TBD	TBD	TBD
May 21 - May 24	NCAA Super-Regional Tournament	TBD	TBD	TBD
May 28 - June 5	NCAA Women's College World Series	N	Oklahoma City, Okla.	TBD

 # - Kickin Chicken Classic - Coastal Carolina Univ.
% - States Up! Invitational - Texas State Univ.
^ - Wooo Pig Classic
** - Razorback Invitational*

NUMERICAL ROSTER

#	NAME	POS.	CLASS	HT.	B/T	PREVIOUS SCHOOL	HOMETOWN
1	Brinli Bain	C/INF	Fr.	5-5	L/R	Eagleville, Tenn.	Eagleville HS
4	Reis Beuerlein	RHP	Sr.	5-9	R/R	Cave Creek, Ariz. Pinnacle HS / Mississippi State	
5	Ashtyn Reichardt	OF	R-Fr.	5-7	L/L	Katy, Texas	Katy HS
6	Ella McDowell	INF	So.	5-6	R/R	Richmond, Texas	Foster HS
8	Kyler Del Duca	UTL	Fr.	5-4	R/R	Chino, Calif.	Chino Hills HS
11	Robyn Herron	LHP	Sr.	5-10	R/L	Tampa, Fla.	Sickles HS
12	Payton Burnham	RHP/UTL	So.	5-8	R/R	Eugene, Ore.	Sheldon HS
13	Kasey Wood	UTL	Jr.	5-8	R/R	Bentonville, Ark.	Bentonville HS
14	Karlie Davison	INF	Sr.	5-8	R/R	Torrance, Calif.	Chadwick HS / Utah
15	Lillie-Faye McWhorter	RHP	Fr.	5-9	R/R	Warren, Ark.	Woodlawn HS
16	Ramsey Walker	OF	So.	5-7	R/R	Shreveport, La.	Calvary Baptist Academy
17	Kennedy Miller	C	Jr.	5-8	R/R	Georgetown, Texas	Georgetown HS
20	Tianna Bell	INF	Sr.	5-5	R/R	Antioch, Calif.	Heritage HS / Cal
21	Ava Carter	OF	So.	5-6	L/R	Paragould, Ark.	Greene County Tech HS
22	Dakota Kennedy	OF	Sr.	5-8	L/R	Sacramento, Calif.	Sheldon HS / Arizona
23	Reagan Johnson	OF	Sr.	5-4	L/R	Karnes City, Texas	Karnes City HS
25	Cam Harrison	RHP/UTL	So.	5-10	R/R	Brookshire, Texas	Katy HS
26	Atalyia Rijo	INF	Sr.	5-7	L/R	Horseheads, N.Y.	Corning-Painted Post HS
30	Khamari Hall	OF	Fr.	5-3	L/L	League City, Texas	Clear Creek HS
32	Saylor Timmerman	RHP	Fr.	6-1	R/R	Minocqua, Wis.	Lakeland Union HS
34	Jayden Ramos	INF	So.	5-10	R/R	Fresno, Calif.	Central HS
45	Jayden Wells	UTL	Jr.	5-6	R/R	Paris, Ark.	Paris HS
46	Kailey Wyckoff	UTL	Sr.	5-7	L/L	Katy, Texas	Katy HS / Texas Tech
99	Lexi King	RHP	So.	5-8	R/R	Windermere, Fla.	Windermere HS

COACHING STAFF

Head Coach	Courtney Deifel (California, 2003) - 11th Season
Associate Head Coach	Matt Meuchel (Arizona State, 2000) - 10th Season
Associate Head Coach	DJ Gasso (Bradley, 2017) - Third Season
Assistant Coach	Parker Staggs (Arkansas, 2022) -First Season
Graduate Assistant	Paytience Holman (SEMO, 2024) - Second Season
Graduate Assistant	Gage Williams (Oklahoma State, 2025) - First Season
Student Assistant	Courtney Day (Texas, 2023) - First Season

SUPPORT STAFF

Sport Administrator	Julie Cain (Illinois, 1985)
Director of Operations	Dan Bartosik (Arkansas, 2015)
Athletic Trainer	Andrew Kreis (Texas State, 2014)
SID	Hunter Corneliusen (Kansas State, 2020)
Creative	Meaghan Frazier (Minnesota, 2020)
Strength & Conditioning	Zane Whobrey (Oklahoma, 2016)
Academics	Riley Vanderveen (Wayne State, 2019)

PRONUNCIATION GUIDE

#1 Brinli Bain ..... Brynn-Lee
#4 Reis Beuerlein ..... Reese BUR-line
#5 Ashtyn Reichardt ..... RIKE-hard
#9 Kyler Del Duca ..... Dell-Duke-uh
#11 Robyn Herron ..... Heron
#20 Tianna Bell ..... Tee-Ah-Nuh
#26 Atalyia Rijo ..... Uh-TAL-ia RE-ho
#30 Khamari Hall ..... Kuh-Mar-ee
#46 Kailey Wyckoff ..... Why-KOFF
Courtney Deifel ..... DIE-ful
Matt Meuchel ..... Michael
DJ Gasso ..... Gas-OH

ALPHABETICAL ROSTER

#	NAME	POS.
1	Brinli Bain	C/INF
20	Tianna Bell	INF
4	Reis Beuerlein	RHP
12	Payton Burnham	RHP/UTL
21	Ava Carter	OF
14	Karlie Davison	INF
8	Kyler Del Duca	UTL
30	Khamari Hall	OF
25	Cam Harrison	RHP/UTL
11	Robyn Herron	LHP
23	Reagan Johnson	OF
22	Dakota Kennedy	OF
99	Lexi King	RHP
6	Ella McDowell	INF
15	Lillie-Faye McWhorter	RHP
17	Kennedy Miller	C
34	Jayden Ramos	INF
5	Ashtyn Reichardt	OF
26	Atalyia Rijo	INF
32	Saylor Timmerman	RHP
16	Ramsey Walker	OF
45	Jayden Wells	UTL
13	Kasey Wood	UTL
46	Kailey Wyckoff	UTL

RAZORBACKS BY CLASS

SENORS (8)
Tianna Bell, Reis Beuerlein, Karlie Davison, Robyn Herron, Reagan Johnson, Dakota Kennedy, Atalyia Rijo, Kailey Wyckoff

JUNIORS (3)
Kennedy Miller, Jayden Wells, Kasey Wood

SOPHOMORES (7)
Payton Burnham, Ava Carter, Cam Harrison, Lexi King, Ella McDowell, Jayden Ramos, Ramsey Walker

REDSHIRT FRESHMAN (1)
Ashtyn Reichardt

FRESHMAN (5)
Brinli Bain, Kyler Del Duca, Khamari Hall, Lillie-Faye McWhorter, Saylor Timmerman

RAZORBACKS BY STATE

TEXAS (7)
Khamari Hall, Cam Harrison, Reagan Johnson, Ella McDowell, Kennedy Miller, Ashtyn Reichardt, Kailey Wyckoff

CALIFORNIA (5)
Tianna Bell, Karlee Davison, Kyler Del Duca, Dakota Kennedy, Jayden Ramos

ARKANSAS (4)
Ava Carter, Lillie-Faye McWhorter, Jayden Wells, Kasey Wood

FLORIDA (2)
Robyn Herron, Lexi King

ARIZONA (1)
Reis Beuerlein

LOUISIANA (1)
Ramsey Walker

TENNESSEE (1)
Brinli Bain

OREGON (1)
Payton Burnham

NEW YORK (1)
Atalyia Rijo

WISCONSIN (1)
Saylor Timmerman

BRINLI BAIN
Fr. • 5-5 • L/R
C/INF • Eagleville, Tenn.
Brynn-Lee



REIS BEUERLEIN
Sr. • 5-9 • R/R
RHP • Cave Creek, Ariz.
BUR-line

ASHTYN REICHARDT
R-Fr. • 5-7 • L/L
OF • Katy, Texas

ELLA MCDOWELL
So. • 5-6 • R/R
INF • Richmond, Texas

KYLER DEL DUCA
Fr. • 5-4 • R/R
UTL • Chino, Calif.

ROBYN HERRON
Sr. • 5-10 • R/L
LHP • Tampa, Fla.
Heron

PAYTON BURNHAM
So. • 5-8 • R/R
RHP/UTL • Eugene, Ore.

KASEY WOOD
Jr. • 5-8 • R/R
UTL • Bentonville, Ark.

KARLIE DAVISON
Sr. • 5-8 • R/R
INF • Torrance, Calif.

LILLIE-FAYE MCWHORTER
Fr. • 5-9 • R/R
RHP • Warren, Ark.

RAMSEY WALKER
So. • 5-7 • R/R
OF • Shreveport, La.

KENNEDY MILLER
Jr. • 5-8 • R/R
C • Georgetown, Texas

TIANNA BELL
Sr. • 5-5 • R/R
INF • Antioch, Calif.
Tee-on-uh

AVA CARTER
So. • 5-6 • L/R
OF • Paragould, Ark.

DAKOTA KENNEDY
SR. • 5-7 • L/R
OF • Sacramento, Calif.

REAGAN JOHNSON
Sr. • 5-4 • L/R
OF • Karnes City, Texas

CAM HARRISON
So. • 5-10 • R/R
RHP/UTL • Brookshire, Texas

ATALYIA RIJO
Sr. • 5-7 • L/R
INF • Horseheads, N.Y.
Uh-TAL-ia RE-ho

KHAMARI HALL
Fr. • 5-3 • L/L
OF • League City, Texas

SAYLOR TIMMERMAN
Fr. • 6-1 • R/R
RHP • Minocqua, Wis.

JAYDEN RAMOS
So. • 5-10 • R/R
INF • Fresno, Calif.

JAYDEN WELLS
Jr. • 5-6 • R/R
UTL • Paris, Ark.

KAILEY WYCKOFF
Sr. • 5-7 • L/L
UTL • Katy, Texas
Why-KOFF

LEXI KING
So. • 5-8 • R/R
RHP • Windermere, Fla.

COURTNEY DEIFEL
Head Coach • 3rd Base Coach
11th Season

MATT MEUCHEL
Asst. Coach • Umpire Appeals
10th Season

DJ GASSO
Asst. Coach • (Hitting)
Third Season

PARKER STAGGS
Asst. Coach • (Pitching)
First Season

COURTNEY DEIFEL

HEAD COACH

Career: 386-205 (11 Seasons)

Arkansas: 359-179 (10 Seasons)

Courtney Deifel became the fourth head coach in program history when she was hired on June 11, 2015, and recently completed her 10th season at Arkansas in 2025. In her 10 seasons in Fayetteville, she has orchestrated the Razorbacks' return to postseason play and guided the program to two SEC regular season championships, one SEC Tournament crown and eight NCAA Tournament appearances, which includes eight consecutive berths from 2017-25. The Hogs have qualified for the national tournament every year it has been held since 2017. Deifel led the program to its NCAA Tournament Super Regional appearances in 2018, 2021, 2022 and 2025. Since her first season in 2016, the Razorbacks have been ranked 121 times in the NFCA Coaches' Poll after previously being ranked only once in program history. 15 of the program's 16 NFCA All-American awards and 78 Easton/NFCA All-America Scholar-Athlete accolades have been accumulated under Deifel since 2016. Deifel – the program's all-time wins leader – enters the 2026 season with 359 career wins at Arkansas. Deifel has logged five 40-win seasons while at Arkansas, including three consecutive 40-win seasons from 2021-23. Prior to her arrival in Fayetteville, Arkansas recorded only two 40-win seasons across 19 years. Heading into her 11th season at the helm in 2026, Arkansas has won two of the last five SEC regular-season crowns.

During the 2025 season, Deifel led the Razorbacks to a 44-14 mark (14-10 SEC) and a No. 5 national seed in the NCAA tournament, the sixth in program history, all of which have been accomplished under Deifel's guidance. The Hogs' 44 wins were tied for the third-most in program history. Arkansas also returned to the Super Regionals for just the fourth time in program history and the first time since 2022. The NCAA Tournament appearance was a program-record eighth-straight, dating back to 2017. Under Deifel's guidance, Bri Ellis became the first player in program history to earn National Player of the Year honors as the senior first baseman was named USA Softball Collegiate Player of the Year, Softball America Player of the Year and D1 Softball Player of the Year, in addition, becoming just the second player in program history to earn SEC Player of the Year honors. Ellis batted .440 while registering single-season school records in home runs (26), RBI (72), runs scored (68), slugging percentage (1.090) and on-base percentage (.639). Ellis (first-team) and freshman third-baseman Ella McDowell (third-team) both earned NFCA All-America honors, while a school-record eight Razorbacks earned NFCA All-Central Region honors. Ellis garnered first-team All-SEC honors, while Reagan Johnson, McDowell, and Robyn Herron all earned second-team All-SEC recognition. At the plate, Arkansas set school records in multiple offensive categories, including runs scored (436), RBI (399), on-base percentage (.439), walks (291), doubles (90), and sacrifice flies (29). The Hogs also posted a school record a nation-leading .984 fielding percentage.

In 2024, Deifel led the Razorbacks to a 37-18 mark (14-10 SEC), and a No. 12 national seed in the NCAA tournament, the fifth in program history, all of which have come under Deifel's watch. The NCAA tournament appearance was a program record seventh-straight, dating back to the 2017 season. Deifel won her 300th career game with a 5-1 win at Auburn on March 16, 2024, completing a doubleheader sweep over the Tigers. Under Deifel's guidance, first baseman Bri Ellis (Second Team) and right-handed pitcher Morgan Leinstock (Third Team) earned NFCA All-America honors. Leinstock posted a 2.14 ERA and a 13-6 record while striking out 137 batters in 140.2 innings pitched. Deifel's and the Razorbacks' success in the transfer portal continued into 2024 as Ellis led the team with 14 home runs, 47 RBI, 97 total bases and a .651 slugging percentage while posting a .322 batting average with 48 hits after transferring from Auburn. Freshman Kennedy Miller earned Freshman All-America honors from D1 Softball and was a Finalist for the TUCCI/NFCA Freshman of the Year award after breaking onto the scene by hitting .331 with eight home runs and 36 RBI. Behind the plate, Miller posted a .997 fielding percentage while throwing out five would-be base stealers. Ellis and Leinstock received All-SEC selections along with center fielder Reagan Johnson and second baseman Cylie Halvorson. Additionally Ellis and third baseman Hannah Gammill were named to the SEC All-Defensive Team.

In the 2023 campaign, Deifel led Arkansas to another highly successful season and the program's sixth consecutive NCAA appearance – the longest streak in program history. Finishing 40-19 (14-10 SEC), Arkansas claimed its third straight 40-win season and a top-four SEC finish. Earning the No. 11 national seed in the NCAA Tournament, all four of the program's national seeds have been accumulated under Deifel. In Arkansas' 7-6 win vs. No. 22 Louisiana on Feb. 18, Deifel became the program's all-time wins leader after surpassing Carrie Dever-Boaz's (1997-2004) 244 wins at helm. Under Deifel's leadership, two Razorbacks received NFCA All-America recognition in 2023 – Rylin Hedgecock (NFCA First-Team All-America) and Chenise Delce (NFCA Second-Team All-America). Delce became the program's first two-time NFCA All-American pitcher after collecting the honor in 2022. Six Hogs claimed NFCA All-Region status – Chenise Delce, Cylie Halvorson, Reagan Johnson and Rylin Hedgecock were named to the All-South Region First Team, Raigan Kramer was tabbed to the second team and Lauren Camenzind was selected to the third team. Delce had another breakout season in the circle, posting a 21-11 record and 2.02 ERA with 193 strikeouts, 17 complete games, six solo shutouts and four saves while limiting opponents to a .200 batting average. The 2022 SEC Pitcher of the Year, Delce picked up where she left off in 2023. The Oklahoma City product charted the fourth-most strikeouts (193) and saves by an SEC pitcher this year. She also filed the third-most wins by a league pitcher. Illustrating why she's a force in the circle, 11 of her victories came against ranked competition. True freshman Reagan Johnson excelled at the plate and in center field, earning a spot on D1Softball's Freshman All-America team and being honored as a Top 10 Finalist for NFCA/TUCCI's National Freshman of the Year award. Johnson peppered the third-most hits (79) in single-season program history. She also boasted the sixth-highest batting average (.378) along with tying for the seventh-most stolen bases (18) and 10th-most runs scored (47) in single-season program history. Johnson also paced Arkansas with 24 multi-hit outings this season. The Karnes City, Texas, native ranked second in the SEC and eighth nationally in hits. Johnson also shined in center field and compiled a .968 fielding percentage with 86 putouts and four assists on 93 total chances.

In 2022, Deifel guided the Razorbacks to their most successful season in school history, collecting back-to-back SEC regular season titles, headlined by the program's first outright regular season crown, and the program's first SEC Tournament championship after blanking Missouri, 4-0, in Gainesville, Fla., on May 13. Arkansas concluded the season with the most single-season wins in program history and a 48-11 record, marking a program-record .814 win percentage. Arkansas finished SEC play with a 19-5 record, producing the second consecutive 19-win conference season for the Hogs. Against Missouri State on March 3, Deifel became just the second head coach in program history to reach 200 career wins. The Hogs made their 11th NCAA Tournament appearance, earning the program's highest overall seed (No. 4) and hosted their second straight Super Regional. The Razorbacks hosted the highest attended Regional and Super Regional in the NCAA in 2022. The Razorbacks tabbed an SEC-best 12 all-conference honors and a school-record five NFCA All-American nods to round out yet another enormous postseason awards haul. Arkansas became the first SEC program since 2006 to have four first team all-Americans. Danielle Gibson (first team) became the program's first two-time NFCA All-American while KB Sides (first team), Linnie Malkin (first team), Hannah Gammill (first team) and Chenise Delce (second team) earned their first All-American honors. For the first time in program history, all eight NFCA All-Region nominees secured spots on All-South Region teams. Deifel was named SEC Coach of the Year for the second straight season while KB Sides became the program's its first-ever SEC Player of the Year honor and Chenise Delce earned the Hogs' second consecutive SEC Pitcher of the Year accolade after Mary Haff collected the award in 2021. Arkansas tabbed a league-best 12 all-conference honors and eight NFCA All-Region distinctions to round out an enormous postseason awards haul. The 2022 coaching staff was named the NFCA's South Region Staff of the Year for the second straight season.

DEIFEL YEAR-BY-YEAR

Year	School	Overall	Conf.	Postseason
2015	Maryland	27-27	9-14	--
2016	Arkansas	17-39	1-23	--
2017	Arkansas	31-24	7-17	NCAA Regional
2018	Arkansas	42-17	12-12	NCAA Super Regional
2019	Arkansas	38-20	12-12	NCAA Regional
2020	Arkansas	19-6	1-2	--
2021	Arkansas	43-11	19-5	NCAA Super Regional
2022	Arkansas	48-11	19-5	NCAA Super Regional
2023	Arkansas	40-19	14-10	NCAA Regional
2024	Arkansas	37-18	14-10	NCAA Regional
2025	Arkansas	44-14	14-10	NCAA Regional
10 seasons		386-206	122-119	8 appearances
At Arkansas		359-179	112-105	8 appearances

Deifel, the SEC Coach of the Year, directed the most successful year in program history in 2021 by claiming the school's first SEC regular season title and hosting NCAA Tournament Super Regionals for the first time. The team finished 43-11 (19-5 SEC), producing a then-school record .796 win percentage. The Hogs earned a No. 6 national ranking, the highest in program history, and captured the No. 6 national seed in the NCAA Tournament. Arkansas began conference play winning 12 straight games, notching the fifth-best league-only start in SEC history. A 19-game winning streak in non-conference action also set a school record. The Razorbacks received many postseason superlatives as infielders Braxton Burnside and Danielle Gibson, and pitcher Mary Haff were named NFCA All-Americans. Haff also took home the school's first SEC Pitcher of the Year award. Offensively, the Razorbacks shattered the school's single-season home run record, mashing 95 long balls with Burnside setting the individual single-season program mark hitting 25. Deifel's 216 wins in Fayetteville rank second among all coaches in program history. The NFCA named the 2021 coaching staff the South Region's Staff of the Year.

COURTNEY DEIFEL

HEAD COACH
8 NCAA Tournament Appearances
SEC Champions (2021, 2022)
SEC Tournament Champions (2022)

Deifel guided the Razorbacks to a 19-6 (1-2 SEC) record in the COVID-19 shortened 2020 campaign. In the only league series of the season, the Razorbacks earned a 1-0 conference-opening victory, their first road win over Alabama since 2000. Arkansas remained in the national polls throughout the year and climbed from a preseason No. 24 ranking to the No. 19 slot in the final release of the NFCA Coaches' Poll. Junior catcher Kayla Green was honored with SEC Player of the Week recognition for the first time in her career and freshman pitcher Jenna Bloom emerged as one of the rising stars in the league, leading all freshmen in the nation striking out 10.9 hitters per seven innings.

Deifel led the Razorbacks to their third consecutive postseason appearance in 2019, earning an at-large bid to the Stillwater Regional. The Hogs finished the season 38-20 and 12-12 in SEC play. It marks the first time since 1999-00 that the Razorbacks finished the season .500 or better in conference play in back-to-back seasons. The Razorbacks garnered their highest in-season ranking during weeks one and two, coming in at 12th and 11th in the NFCA and ESPN polls respectively.

Arkansas saw two players named to the All-SEC teams, pitcher Autumn Storms was named second team and outfielder Hannah McEwen garnered first-team recognition. McEwen's first-team selection was the first for Arkansas since 2012 and only the second in program history. In year four under Coach Deifel, the Razorbacks also earned two SEC Player of the Week awards, three SEC Pitcher of the Week awards, and one USA Softball Co-Player of the Week. A record five Razorbacks were named to the NFCA All-Region teams, with Storms garnering the first, first-team selection of her career. Storms went on to be named NFCA Second Team All-American as a pitcher, the first Razorback since 2010.

Year four with Coach Deifel and the Razorback staff saw growth in all aspects as the game, including a team .288 batting average, which ranks second-highest in program record book. In fact, four of the top seven team batting averages in program history come from the Deifel era.

In the 2018 campaign, Arkansas wrapped up the year with a 42-17 (12-12 SEC) record, the third most wins in program history; and the most victories since 2000. The team earned a national seed (13) in the NCAA Tournament for the first time in program history and went 3-0 defeating DePaul and Wichita State twice to earn the Fayetteville Regional Championship on its home field. The Hogs made their first ever NCAA Super Regional appearance but fell to eventual national semifinalist, Oklahoma, in Norman. Arkansas finished 17th in the final NCAA RPI report and the coaching staff earned 2018 NFCA Division I South Region Staff of the Year.

Just two seasons removed from a one-win conference tally, Deifel guided the Razorbacks to a 12-12 mark in SEC play. As the No. 7 seed at SEC Tournament, the program made its first semifinal appearance since 2001. The Razorbacks finished the season with a 27-2 record on their home field, establishing a new program record for home wins in a single season. Part of Arkansas' home triumphs included the program's first three-game sweep of a ranked team (No. 20 Mississippi State) and its first-ever series win over Alabama.

Deifel piloted the 2017 Razorbacks to a 31-24 record and the program's first NCAA Tournament appearance since 2013. The Razorbacks improved their win total by 17 games from the previous season, marking the largest increase in the country among Power 5 programs. Arkansas also tallied seven wins in SEC play, equaling the combined total from the previous three seasons. In recognition of the team's performance, Deifel was named the 2017 D1SoftballNews Coach of the Year.

From year one to two under Deifel, Arkansas' pitching staff lowered its combined ERA by more than four runs (6.98 to 2.82) and added more than 20 points to its batting average (.260 to .284). The Razorbacks also led the SEC and tied for 17th in the NCAA with 59 home runs. During the year, Arkansas earned its first national ranking since 2013 when it was slotted at No. 24 in the March 7 release ESPN/USA Softball poll.

Individually, Deifel saw two Razorbacks earn NFCA All-South Region accolades with Nicole Schroeder and Autumn Storms earning second-team and third-team honors, respectively. Storms was also named to the SEC All-Freshman Team while A.J. Belans was voted to the All-SEC Second Team. Schroeder went on to be drafted by the Akron Racers as the program's second NPF selection.

Deifel's first win over a ranked team at Arkansas came during the 2016 season when the Razorbacks knocked off No. 23 Nebraska, 11-10, during the Easton Tournament in Fullerton, Calif.; the team added five ranked wins in 2017. The 2016 campaign also saw newcomer Ashley Diaz make an immediate impact as a member of the NFCA All-South Region Second Team and garnered NFCA National Freshman of the Year Top 25 Watch List recognition.

During her playing and coaching careers prior to coming to Arkansas, Deifel advanced to 11 NCAA Tournaments including a four-year run to the Women's College World Series (WCWS) as an All-American catcher at California that was highlighted by winning the 2002 national title. The Bears also finished second (2003), fifth (2001) and seventh (2000) at the WCWS over her four-year run. Her postseason successes also featured a pair of Super Regionals as a graduate assistant at Oklahoma and five NCAA Regionals as an assistant at Maryland and Louisville.

As a first-year head coach, Deifel ushered in a culture of change for Maryland in 2015. Along with the program's 16-game improvement from the previous season, the Terrapins' offense show tremendous growth. Maryland finished 27th in the NCAA with 6.28 runs per game behind 339 runs scored, up more than 150 runs from 2014. Deifel also led her team to a .309 batting average, a 40-point jump from 2014 which also ranked 57th in the NCAA.

Individually, Deifel guided three players to all-conference accolades and a pair of NFCA all-region honors. Lindsey Schmeister was an All-Big Ten first team performer while Shannon Bustillos and Erin Pronobis landed on the All-Big Ten second team. Probonis and Corey Schwartz were also named to the NFCA All-Midwest Region Third Team. Under Deifel's watch, the trio helped Maryland to single-season school records in doubles, home runs, RBI and walks.

Prior to taking the head job at Maryland, Deifel spent four seasons as an assistant coach at Louisville in which she helped the Cardinals to four NCAA appearances, the 2014 American Athletic Conference Tournament title and an overall record of 176-60 (.746). Louisville averaged 44 wins in that time with a program-record 55 wins in 2012. Her student-athletes at Louisville racked up four NFCA All-America certificates and 29 all-conference selections.

She also spent two seasons as a graduate assistant at Oklahoma where she was a member of a staff the guided the 2008 Sooners to a 47-14 record and a Super Regional appearance.

As a player, Deifel was the starting catcher for California from 2000-03 and led the Golden Bears to four Women's College World Series appearances including a national championship run in 2002 and national runner-up showing in 2003. She appeared in 285 games missing just three behind the plate over her four seasons. As a four-year starter behind the plate, she was a 2003 All-American, two-time All-Pac 10 selection and caught seven no-hitters. She is still the program's career leader with 1,969 putouts.

Aside from her accomplishments in collegiate softball, Deifel had a successful professional career following her days at Cal. In 2004, she helped the NY/NJ Juggernaut to the National Professional Fastpitch (NPF) league title. Deifel also spent three years with LeoPalace21 in Japan that resulted in a runner-up showing and a pair of third-place finishes.

She graduated from California in 2003 with a bachelor of arts in American Business and Globalism and American Studies. Deifel earned her master's of arts in Human Relations from Oklahoma in 2008.

Deifel's sister, Amanda Scott, was recently the head softball coach at Missouri-St. Louis (2017-22) and won a Women's College World Series title at Fresno State in 1998.

Deifel and her husband Joe are the parents of two sons, Trip and Walt. The family resides in Fayetteville.

ALL-TIME SERIES UNDER DEIFEL *ARKANSAS ONLY

Opponent	Series	H	A	N
Alabama	8-12	5-4	3-6	0-2
Arkansas-Pine Bluff	1-0	1-0		
Arizona	3-5	2-4	1-1	
Army	0-1			0-1
Auburn	12-6	6-3	6-3	
Baylor	3-1	0-1		3-0
Binghamton	1-0			1-0
Boston U	4-0	4-0		
Bradley	4-0			4-0
BYU	0-1			0-1
Buffalo	1-0	1-0		
Cal State Fullerton	1-1		0-1	1-0
CSUN	1-0			1-0
Campbell	2-0			2-0
Central Arkansas	7-2	3-1	4-1	
Central Connecticut	2-0	2-0		
Central Michigan	1-0			1-0
Colorado State	2-0	2-0		
Dartmouth	2-0	2-0		
Delaware	1-0			1-0
DePaul	1-0	1-0		
Drake	6-2	6-2		
Duke	0-1			0-1
Florida	8-10	2-4	5-6	1-0
Florida State	0-2	0-1		0-1
Florida A&M	2-0			2-0
FAU	2-1	1-0	1-1	
FGCU	1-0		1-0	
Fordham	1-0			1-0
Furman	4-0	3-0		1-0
George Washington	1-0			1-0
Georgia	9-9	3-4	5-4	1-1
Grand Canyon	1-1			1-1
Harvard	1-0	1-0		
Illinois	3-1	3-1		
Illinois State	2-0	2-0		
Indiana	1-0			1-0
Iowa	2-0	2-0		
IUPUI	3-0	3-0		
Iowa State	3-0	3-0		
Jackson State	1-0		1-0	
Kansas	4-0	3-0	1-0	
Kansas City	5-1	4-1	1-0	
Kennesaw State	2-0	2-0		
Kent State	2-0	2-0		
Kentucky	10-9	7-5	2-4	1-0
Lamar	2-0	2-0		
Lehigh	1-0			1-0
Liberty	1-1	0-1	1-0	
Lipscomb	2-0			2-0
Long Beach State	2-0			2-0
Longwood	1-0	1-0		
Louisville	2-1	2-1		
Louisiana	1-0			1-0
Louisiana Tech	1-0			1-0
Loyola Marymount	3-0			3-0
LSU	10-11	6-6	4-5	
Manhattan	2-0	1-0		1-0
Marist	3-0	2-0		1-0
Marshall	1-0			1-0
Maryland	1-0			1-0
McNeese	3-2		3-1	0-1
Memphis	2-0			2-0
Michigan State	1-0			1-0
Mississippi State	11-3	7-2	4-2	
Missouri	9-8	5-4	3-3	1-1
Missouri State	6-1	5-1	1-0	
Montana	0-1	0-1		
Nebraska	4-0	1-0		3-0
Nevada	1-0	1-0		
New Mexico	2-0			2-0
New Mexico State	1-0		1-0	
North Carolina	0-1			0-1
North Dakota State	4-1	2-0		2-1
North Florida	1-0		1-0	
North Texas	4-0	2-0	2-0	
North Carolina	0-3			0-3
Northern Colorado	5-1	4-0		1-1
Northern Iowa	3-1	3-1		
Northwestern State	3-0	3-0		
Notre Dame	2-1	1-0	1-1	
Ohio	1-0			1-0
Oregon	2-2	2-2		
Oklahoma	0-9	0-4	0-4	0-1
Oklahoma State	3-3	2-2	1-0	0-1
Ole Miss	13-11	8-3	4-8	1-0
Omaha	6-0	4-0		2-0
Penn State	0-1			0-1

ALL-TIME SERIES UNDER DEIFEL *ARKANSAS ONLY

Opponent	Series	H	A	N
Princeton	1-0	1-0		
Rutgers	3-0			3-0
Sacramento State	1-0			1-0
Samford	1-0			1-0
San Diego	2-0			2-0
SIUE	2-0	2-0		
South Alabama	1-1	1-1		
South Carolina	14-8	5-4	6-3	0-1
South Dakota State	3-1	3-1		
Southeast Missouri	10-1	8-1	2-0	
Southern Utah	1-0			1-0
Southern Miss	2-0			2-0
Saint Francis (Pa.)	2-0	2-0		
Saint Louis	4-0	4-0		
Stanford	1-0	1-0		
Tennessee	11-9	4-2	6-6	1-1
Texas	1-4		0-2	1-2
Texas State	1-0		1-0	
Texas A&M	7-11	2-4	5-7	
Texas A&M-CC	2-0	2-0		
Texas A&M-Commerce	2-0	1-0	1-0	
Texas Tech	2-0	2-0		
Tulsa	2-5	1-2	1-1	0-2
UAB	3-0	3-0		
UCLA	0-1	0-0	0-0	0-1
UConn	1-0			1-0
UIC	1-0			1-0
ULM	2-0			2-0
UMass Lowell	2-0			2-0
UNLV	1-1		1-0	0-1
Utah	1-0			1-0
UT Arlington	7-1	4-0	3-1	
UTEP	1-0			1-0
Villanova	3-1	2-1		1-0
Washington	0-3			0-3
Weber State	3-0			3-0
Western Illinois	1-0	1-0		
Western Kentucky	2-0		2-0	
Wichita State	6-3	6-1	0-2	
Wright State	2-0	2-0		

TOP 25 WINS UNDER DEIFEL

Date	Opponent	Result	Score	Site
3/19/16	vs. #23 Nebraska	W	11-10	N
3/17/17	#14 Tennessee	W	4-3	H
3/18/17	#14 Tennessee	W	2-1	H
4/8/17	at #24 Missouri	W	6-5	A
4/9/17	at #24 Missouri	W	4-2	A
4/16/17	#5 Texas A&M	W	4-3	H
2/17/18	vs. #21 Utah	W	4-2	N
3/30/18	#20 Mississippi State	W	3-2	H
3/31/18	#20 Mississippi State	W	6-0	H
4/1/18	#20 Mississippi State	W	8-2	H
4/8/18	at #12 South Carolina	W	4-0	A
4/14/18	#15 Alabama	W	3-0	H
4/15/18	#15 Alabama	W	6-3	H
4/21/18	at #11 Auburn	W	4-2	A
5/9/18	vs. #19 Kentucky	W	3-1	N
5/10/18	vs. #8 Georgia	W	8-3	N
3/15/19	#16 South Carolina	W	3-2	H
3/16/19	#16 South Carolina	W	7-4	H
3/23/19	at #5 Tennessee	W	1-0	A
3/29/19	#18 Kentucky	W	1-0	H
3/31/19	#18 Kentucky	W	3-2	H
4/18/19	#9 LSU	W	8-5	H
4/19/19	#9 LSU	W	11-1 (5)	H
5/3/19	#23 Auburn	W	1-0	H
5/4/19	#23 Auburn	W	7-1	H
5/5/19	#23 Auburn	W	5-2	H
3/6/20	at #9 Alabama	W	1-0	A
2/21/21	vs. #21 Baylor	W	7-2	N
3/12/21	at #20 South Carolina	W	4-1	A
3/13/21	at #20 South Carolina	W	7-5 (10)	A
3/14/21	at #20 South Carolina	W	3-2	A
4/10/21	#4 Alabama	W	4-0	H
4/16/21	at #20 Georgia	W	10-3	A
4/17/21	at #20 Georgia	W	5-2	A
4/18/21	at #20 Georgia	W	5-2	A
5/1/21	at #16 LSU	W	1-0	A
5/3/21	at #16 LSU	W	4-1	A
3/18/22	at #10 Tennessee	W	4-3	A
3/19/22	at #10 Tennessee	W	9-6	A
4/8/22	#21 Auburn	W	7-4	H
4/9/22	#21 Auburn	W	4-3	H
4/10/22	#21 Auburn	W	17-4 (5)	H
4/15/22	#15 Kentucky	W	2-1	H
4/17/22	#15 Kentucky	W	8-0 (6)	H
4/22/22	at #14 Florida	W	9-1 (6)	A
4/23/22	at #14 Florida	W	5-4	A
4/24/22	at #14 Florida	W	2-0	A
5/13/22	at #14 Florida	W	4-1	A
5/14/22	vs. #16 Missouri	W	4-0	N
5/21/22	#24 Oregon	W	6-2	H
5/22/22	#24 Oregon	W	9-3	H
5/26/22	#18 Texas	W	7-1	H
2/18/23	vs. #22 Louisiana	W	7-6	N
2/23/23	#19 Arizona	W	3-2	H
2/24/23	#19 Arizona	W	2-1	H
3/19/23	at #13 Alabama	W	5-3	A
3/20/23	at #13 Alabama	W	2-1 (10)	A
3/24/23	#10 Florida	W	6-2	H
3/26/23	#10 Florida	W	14-1 (5)	H
4/8/23	#10 Georgia	W	4-3	H
4/22/23	at #20 Kentucky	W	8-1	A
4/22/23	at #20 Kentucky	W	14-6 (5)	A
4/30/23	#3 Tennessee	W	6-4	H
5/1/23	#3 Tennessee	W	2-0	H
3/23/24	#20 Mississippi State	W	3-0	H
3/30/24	at #3 Georgia	W	3-2	A
4/1/24	at #3 Georgia	W	8-2	A
4/5/24	#11 Missouri	W	5-2	H
4/7/24	#11 Missouri	W	4-1	H
4/12/24	at #25 South Carolina	W	4-3	A
4/14/24	at #25 South Carolina	W	3-0	A
4/19/24	#15 Alabama	W	1-0 (9)	H
4/21/24	#15 Alabama	W	8-0 (5)	H
4/26/24	at #7 LSU	W	2-1	A
4/27/24	at #7 LSU	W	4-1	A
3/9/25	at #25 Ole Miss	W	20-3 (5)	A
3/22/25	at #7 Tennessee	W	6-3 (8)	A
3/22/25	at #7 Tennessee	W	9-0	A
4/4/25	at #2 Florida	W	4-1	A
4/6/25	at #2 Florida	W	9-5	A
4/11/25	#10 South Carolina	W	10-2 (6)	H
4/13/25	#10 South Carolina	W	5-4	H
4/26/25	#1 Texas A&M	W	7-5	H
4/27/25	#1 Texas A&M	W	7-4	H
5/1/25	#10 LSU	W	12-9	H
5/3/25	#10 LSU	W	6-0	H
5/8/25	#5 Tennessee	W	6-1	N
5/17/25	#23 Oklahoma State	W	6-5 (11)	H
5/18/25	#23 Oklahoma State	W	12-0	H
5/24/25	#21 Ole Miss	W	4-0	H

ARKANSAS YEAR-BY-YEAR RESULTS AT BOGLE PARK

Year Opened: 2009 | Seasons: 17 | Games Played: 435 | Wins: 275 | Overall Record: 275-160 | Total Attendance: **521,697**

2009	2010	2011	2012	2013	2014
10-8	12-13	3-12	16-14	19-6	15-14
(.555)	(.480)	(.200)	(.533)	(.760)	(.517)

2015	2016	2017	2018	2019	2020
1-15	7-18	13-8	27-2	25-6	11-3
(.062)	(.280)	(.619)	(.931)	(.806)	(.785)

2021	2022	2023	2024	2025
24-7	31-5	23-11	19-11	19-7
(.774)	(.861)	(.676)	(.633)	(.731)

Top 10 Crowds All-Time

Rank	Opponent	Crowd	Date
1.	Ole Miss	3,938	May 4, 2024
2.	Alabama	3,900	April 20, 2024
3.	Missouri	3,885	April 6, 2024
4.	Alabama	3,839	April 19, 2024
5.	Alabama	3,832	April 21, 2024
6.	Mississippi State	3,811	March 23, 2024
7.	LSU	3,803	May 3, 2025
8.	LSU	3,689	May 2, 2025
9.	Ole Miss (DH)	3,592	May 3, 2024
10.	Kentucky	3,554	March 29, 2025

2025 SEC Attendance Leaders

Rank	Team	Total Attendance	Avg.
1.	Alabama	116,216	3,632
2.	Oklahoma	103,738	3,705
3.	**Arkansas**	**78,586**	**3,023**
4.	Texas A&M	76,908	2,136
5.	Florida	66,367	1,952
6.	Tennessee	57,214	1,907
7.	LSU	55,287	1,494
8.	Georgia	54,688	1,709
11.	Auburn	50,464	1,821
12.	Missouri	46,602	2,118
13.	South Carolina	40,518	953
14.	Texas	38,724	1,249
14.	Mississippi State	20,852	1,486
15.	Ole Miss	20,845	772

2025 NCAA Attendance Leaders

Rank	Team	Total Attendance	Avg.
1.	Alabama	116,216	3,632
2.	Oklahoma	103,738	3,705
3.	**Arkansas**	**78,586**	**3,023**
4.	Texas A&M	76,908	2,136
5.	Arizona	73,479	2,041
6.	Florida	66,367	1,952
7.	Oregon	62,992	2,100
8.	Tennessee	57,214	1,907
9.	LSU	55,287	1,494
10.	Georgia	54,688	1,709

BOGLE PARK

Home of the Arkansas Razorback softball team, Bogle Park is known as one of the most electric atmospheres in college softball. Bogle Park was recognized by the National Fastpitch Coaches Association (NFCA) as the 2022 Netting Professionals/NFCA DI Field of the Year.

The Razorbacks have ranked in the top three nationally in total home attendance in three consecutive seasons and have finished in the top five in national total attendance in each of their past six seasons at Bogle Park.

In 2025, Arkansas welcomed 78,586 fans through the gates of Bogle Park across 26 games for an average of 3,023 fans per contest. Arkansas once again ranked in the top three nationally in home attendance and average attendance. Bogle Park and Arkansas were one of three stadiums in the country to average over 3,000 fans per game, joining Alabama and Oklahoma. 2025 also saw Bogle Park host its fifth consecutive NCAA Regional and its third NCAA Super Regional. Bogle Park welcomed its 500,000th fan through the gates in stadium history on May 3, 2025, during the Razorbacks' season finale against No. 10 LSU. Bogle Park saw two of its Top 10 crowds all-time with 3,803 and 3,689 during the second and third games of the series against LSU (May 2-3), which were good for 7th and 8th on the all-time single-game attendance lists. Arkansas also had its 10th-largest crowd in program history on March 29, courtesy of 3,554 fans during game two of a three-game series with Kentucky.

Bogle Park was the place to be in 2024, as a program-record 97,744 fans walked through the gates. At the time, all 10 of Bogle Park's all-time top-10 single-game attendance marks were also set in 2024. Arkansas played in front of home crowds of 3,000+ in 21 of its 27 regular season games at Bogle Park. At the time, the friendly confines of Bogle Park recorded the third-highest season attendance in NCAA softball history in 2023 (96,725). With a total capacity of 3,200, the Arkansas Razorback softball team and Bogle Park ranked second nationally in total attendance (96,725) and average attendance (2,845) in 2023. All 34 home games were played in front of crowds of 2,000+.

Bogle Park hosted the highest-attended SEC Softball Tournament in 2023, with 16,937 in the stands May 9-13, shattering Florida's previous record of 13,201 in 2022.

Between the 2022 and 2023 campaigns, Bogle Park drew crowds of 3,000+ 16 separate times.

In 2022, Bogle Park hosted the highest-attended Regional and Super Regional in the NCAA. Arkansas finished the 2022 season third in cumulative attendance (66,247) and fourth in average attendance (1,948) at home. Nine of the 10 highest-attended games in Bogle Park history were played in 2022 and Bogle Park sold out nine times.

One of Bogle Park's most striking aspects is the dramatic entrance on the concourse level. Upon entry, fans see the field and then descend into the seating area, which is home to 1,200 chair-back seats. There is space for groups in the outfield Berm while six modern skyboxes overlook the field.

Bogle Park was made possible thanks to the lead gift made by Bob and Marilyn Bogle and the Bogle family, who have also made significant contributions to both the university and the athletic departments over the course of many years. An event celebrating the naming was held Friday, Oct. 26, 2008.

Bogle Park was designed by Browning Day Mullins Dierdorf and its lead architects, John Lindstaedt, Dan McCloskey, and Chad Lothamer. McClelland Consulting Engineers was the civil engineer for Bogle Park. The mechanical, electrical, and plumbing engineers were TME Consulting Engineers, and the structural engineers were Engineering Consultants. Construction of the facility was handled by Nabholz Contruction's Ozark division and would not have been possible without the many donors and partners of the project.

The playing surface is tended by a crew led by Austin Freeman.

Bogle Park At a Glance

Year Opened	2009
Total Attendance	521,697
Highest Season Attendance	97,744 (2024)
Record Game Attendance	3,938 (2024)
Games Played	435
Overall Record	275-160
Best Record	27-2 (2018)
First Game	Feb. 27, 2009
First Opponent	Bradley (W, 10-5)
First Hit	Sandra Smith (2B)
First Arkansas Hit	Sandra Smith (2B)
First Run Scored	Jessica Bachkora (Arkansas)
First RBI	Whitney Cloer (Arkansas, 2B)
First Stolen Base	Jessica Bachkora (Arkansas)
First Triple	Jessica Bachkora (Arkansas)
First Home Run	Kayla Johnson (2R HR)
First Arkansas HR	Kayla Johnson (2R HR)
First Pitching Strikeout	Miranda Dixon
First Ark. Pitching Strikeout	Miranda Dixon
First Pitching Win	Miranda Dixon
First 5 inn. CG Shutout	Kim Jones (2/27/09)
First 7 inn. CG Shutout	Kim Jones (3/11/09)
First Ark. No-Hitter	H. McLemore/C. Cohen (4/20/13)
Longest Game	12 inn. vs. Furman (4/13/19)
First Win	Bradley, 10-5 (3/27/09)
50th Win	Utah Valley, 3-0 (3/8/13)
100th Win	Central Connecticut, 7-0 (3/3/18)
150th Win	South Dakota St., 13-3, (5) (2/21/20)
200th Win	SEMO, 14-0 (5) (4/12/22)
250th Win	Mississippi State, 3-0 (3/23/24)

Batting Average (minimum 250 AB)

1.	.378	Bri Ellis	2024-25
2.	.370	Reagan Johnson	2023-Pres.
3.	.361	Danielle Gibson	2019-22
4.	.359	Hannah McEwen	2018-22
5.	.357	Devon Wallace	2012-15
6.	.347	Stephanie Canfield	2013-17
7.	.336	Clarisa Navarro	2012-14
8.	.326	Ashley Diaz	2016-19
9.	.313	Kasey Fagan	2014-15
10.	.306	Autumn (Russell) Buczek	2015-18

Slugging Percentage (minimum 250 AB)

1.	.859	Bri Ellis	2024-25
2.	.671	Devon Wallace	2012-15
3.	.660	Linnie Malkin	2018-22
4.	.649	Danielle Gibson	2019-pres.
5.	.568	Hannah Gammill	2021-2024
6.	.543	Katie Warrick	2017-19
7.	.542	Nicole Schroeder	2013-17
8.	.537	Miranda Dixon	2007-10
9.	.517	Clarisa Navarro	2012-14
10.	.512	Hannah McEwen	2018-22

On-Base Percentage (minimum 250 AB)

1.	.557	Devon Wallace	2012-15
2.	.549	Bri Ellis	2024-25
3.	.441	Raigan Kramer	2022-25
4.	.439	Hannah McEwen	2018-22
5.	.428	Hannah Gammill	2021-2024
6.	.420	Reagan Johnson	2023-Pres.
7.	.416	Danielle Gibson	2019-22
8.	.407	Kasey Fagan	2014-15
9.	.402	Clarisa Navarro	2012-14
10.	.399	Shelby Hiers	2014-17

Games Played

1.	280	Danica White	1999-02
2.	269	Tiffany Woolley	1999-02
3.	266	Blaire Perry	2002-06
	266	Jennifer Cirigliano	1997-00
5.	260	Andy Wharton	1999-02
6.	251	Kim Eiben	2000-03
7.	250	Dana Gulick	1997-00
8.	246	Dayna Huckabee	2005-08
9.	245	Hannah McEwen	2018-2022
10.	243	Rachel LeMaster	2004-07

Games Started

1.	277	Danica White	1999-02
2.	265	Jennifer Cirigliano	1997-00
3.	245	Hannah McEwen	2018-22
4.	244	Dayna Huckabee	2005-08
	244	Tiffany Woolley	1999-02
6.	240	Jessica Bachkora	2007-10
	240	Dana Gulick	1997-00
8.	239	Rachel LeMaster	2004-07
9.	236	Miranda Dixon	2007-10
10.	231	Kim Eiben	2000-03

At Bats

1.	807	Danica White	1999-02
2.	760	Hannah McEwen	2018-22
3.	757	Jennifer Cirigliano	1997-00
4.	756	Jessica Bachkora	2007-10
5.	741	Rachel LeMaster	2004-07
6.	737	Dana Gulick	1997-00
7.	677	Dayna Huckabee	2005-08
8.	666	Kayla Johnson	2006-09
	666	Tiffany Woolley	1999-02
10.	665	Blaire Perry	2002-06

Runs Scored

1.	201	Hannah McEwen	2018-22
2.	184	Devon Wallace	2012-15
3.	166	Jessica Bachkora	2007-10
4.	142	Hannah Gammill	2021-24
5.	133	Raigan Kramer	2022-25
6.	129	Danielle Gibson	2019-22
7.	124	Kayla Johnson	2006-09
8.	119	Stephanie Canfield	2013-17
	119	Dana Gulick	1997-00
10.	105	Clarisa Navarro	2012-14

Hits

1.	261	Hannah McEwen	2018-22
2.	227	Jessica Bachkora	2007-10
3.	225	Danielle Gibson	2019-22
4.	224	Danica White	1999-02
	224	Reagan Johnson	2023-Pres.
6.	221	Stephanie Canfield	2013-17
7.	219	Rachel LeMaster	2004-07
8.	218	Jennifer Cirigliano	1997-00
9.	215	Dana Gulick	1997-00
10.	214	Ashley Diaz	2016-19

Doubles

1.	48	Jessica Bachkora	2007-10
2.	46	Danielle Gibson	2019-22
3.	45	Hannah McEwen	2018-22
4.	40	Danica White	1999-02
5.	39	Kim Eiben	2000-03
	39	Jennifer Cirigliano	1997-00
7.	35	Miranda Dixon	2007-10
	35	Brett Erickson	1997, 99-00
9.	34	Clarisa Navarro	2012-14
10.	32	Devon Wallace	2012-15

Triples

1.	15	Stephanie Canfield	2013-17
2.	12	Dayna Huckabee	2005-08
3.	10	Sheri Wahrmund	1998-00
4.	9	Jessica Bachkora	2007-10
5.	8	Autumn (Russell) Buczek	2015-18
	8	Chloe Oprzedek	2011-14
7.	7	Danica White	1999-02
	7	Reagan Johnson	2023-Pres.
9.	6	Whitney Cloer	2006-09
10.	5	Mindy O'Malley	2003-06
	5	Brett Erickson	1997, 99-00

Home Runs

1.	50	Linnie Malkin	2018-22
2.	48	Danielle Gibson	2019-22
3.	47	Devon Wallace	2012-15
4.	45	Hannah Gammill	2021-24
5.	43	Miranda Dixon	2007-10
6.	40	Bri Ellis	2024-25
7.	38	Nicole Schroeder	2013-17
8.	31	Ashley Diaz	2016-19
9.	30	Braxton Burnside	2020-21
10.	29	Sandra Smith	2006-10

RBI

1.	180	Danielle Gibson	2019-22
2.	154	Linnie Malkin	2018-22
3.	147	Miranda Dixon	2007-10
4.	144	Hannah McEwen	2018-22
5.	139	Ashley Diaz	2016-19
	139	Hannah Gammill	2021-24
7.	130	Devon Wallace	2012-15
8.	120	Jennifer Cirigliano	1997-00
9.	119	Bri Ellis	2024-25
10.	118	Nicole Schroeder	2013-17
	118	Sandra Smith	2006-10

Total Bases

1.	419	Danielle Gibson	2019-22
2.	389	Hannah McEwen	2018-22
3.	378	Devon Wallace	2012-15
4.	356	Jessica Bachkora	2007-10
5.	354	Miranda Dixon	2007-10
6.	334	Ashley Diaz	2016-19
7.	316	Hannah Gammill	2021-24
8.	312	Linnie Malkin	2018-22
9.	297	Stephanie Canfield	2013-17
10.	295	Jennifer Cirigliano	1997-00

Walks

1.	235	Devon Wallace	2012-15
2.	123	Raigan Kramer	2022-Pres.
3.	112	Hannah McEwen	2018-22
4.	103	Sandra Smith	2006-10
5.	101	Hannah Gammill	2021-24
6	99	Bri Ellis	2024-25
7.	96	Miranda Dixon	2007-10
8.	95	Nicole Schroeder	2013-17
9.	91	Shelby Hiers	2014-17
10.	85	Jessica Bachkora	2007-10

Hit By Pitch

1.	48	Hannah Gammill	2021-2024
2.	31	Kim Eiben	2000-03
3.	30	Hannah McEwen	2018-22
4.	26	Kayla Green	2018-21
5.	23	Ryan Jackson	2019-21
	23	Jennifer Cirigliano	1997-00
7.	21	Devon Wallace	2012-15
	21	Miranda Dixon	2007-10
9.	19	Nicole Duncan	2018-21
	19	Parker Pocklington	2014-17
	19	Jessica Bachkora	2007-10
	19	Kallie Foglesong	2004-06
	19	Ashely Carter	2003-05

Strikeouts

1.	218	Dayna Huckabee	2005-08
2.	161	Shana Easley	2003-06
3.	148	Nicole Schroeder	2013-17
4.	142	Rachel LeMaster	2004-07
5.	129	Miranda Dixon	2007-10
6.	124	Jayme Gee	2011-14
	124	Whitney Cloer	2006-09
8.	122	Samantha Buckner	2005-08
9.	120	Brittany Robison	2007-10
10.	118	Sandra Smith	2006-10

Sacrifice Flies

1.	15	Hannah McEwen	2018-2022
2.	10	Ashley Diaz	2016-19
3.	9	Kayla Green	2018-21
	9	Jayme Gee	2011-14
5.	8	Danielle Gibson	2019-2022
	8	Courtney Breault	2010-11
7.	7	Clarisa Navarro	2012-14
	7	Jennifer Cirigliano	1997-00
	7	Hannah Gammill	2021-24
	7	Bri Ellis	2024-25
10.	6	Sierra Bronkey	2011-15
	6	Sheri Wahrmund	1998-00
	6	Rylin Hedgecock	2021-24
	6	Raigan Kramer	2022-25

Sacrifice Hits

1.	53	Blaire Perry	2002-06
2.	45	Tiffany Woolley	1999-02
3.	38	Julie Young	2000-03
4.	37	Andy Wharton	1999-02
5.	32	Dana Gulick	1997-00
6.	31	Jennifer Cirigliano	1997-00
7.	26	Mindy O'Malley	2003-06
8.	25	Rachel LeMaster	2004-07
	25	Kim Eiben	2000-03
10.	24	Nicole Deeter	2001-03

Stolen Bases

1.	75	Rachel LeMaster	2004-07
2.	73	Dana Gulick	1997-00
3.	57	Jessica Bachkora	2007-10
4.	56	Blaire Perry	2002-06
5.	50	Reagan Johnson	2023-Pres.
6.	38	Mindy O'Malley	2003-06
	38	Andy Wharton	1999-02
8.	34	Autumn (Russell) Buczek	2015-18
	34	Stephanie Canfield	2013-17
10.	33	Ashley Martindale	2011-14

Earned Run Average (minimum 200 IP)

1.	1.59	Heather Schlichtman	2001-04
2.	1.66	Rachel Talley	1999-02
3.	1.85	Mary Haff	2018-22
4.	1.90	Tammy Kincaid	1997-00
5.	1.99	Autumn Storms	2017-21
6.	2.00	Chenise Delce	2022-23
7.	2.23	Robyn Herron	2023-Pres.
8.	2.43	Jennifer Bottoms	1998-01
9.	3.04	Valanna Lyons	2002-05
10.	3.07	Katy Henry	2005-08

Opponent Batting Average (minimum 200 IP)

1.	.182	Robyn Herron	2023-Pres.
	.189	Mary Haff	2018-22
3.	.200	Heather Schlichtman	2001-04
4.	.209	Chenise Delce	2022-23
5.	.225	Rachel Talley	1999-02
6.	.235	Tammy Kincaid	1997-00
7.	.239	Autumn Storms	2017-21
8.	.248	Kimmy Beasley	2011-14
9.	.261	Blaire Perry	2002-06
10.	.265	Hope McLemore	2010-13
	.265	Katy Henry	2005-08

Wins

1.	97	Mary Haff	2018-2022
2.	73	Heather Schlichtman	2001-04
3.	72	Tammy Kincaid	1997-00
4.	66	Autumn Storms	2017-21
5.	56	Katy Henry	2005-08
6.	52	Rachel Talley	1999-02
7.	40	Chenise Delce	2022-23
8.	38	Robyn Herron	2023-Pres.
9.	35	Miranda Dixon	2007-10
10.	32	Chelsea Cohen	2010-13

Saves

1.	15	Mary Haff	2018-2022
2.	10	Autumn Storms	2017-21
3.	9	Katy Henry	2005-08
	9	Rachel Talley	1999-02
	9	Tammy Kincaid	1997-00
6.	7	Miranda Dixon	2007-10
7.	6	Heather Schlichtman	2001-04
	6	Jennifer Bottoms	1998-01
9.	5	Hope McLemore	2010-13
10.	4	Valanna Lyons	2002-05

Appearances

1.	186	Tammy Kincaid	1997-00
2.	180	Katy Henry	2005-08
3.	175	Mary Haff	2018-2022
4.	169	Heather Schlichtman	2001-04
5.	158	Autumn Storms	2017-21
6.	151	Rachel Talley	1999-02
7.	122	Grace Moll	2014-17
8.	118	Miranda Dixon	2007-10
9.	105	Chelsea Cohen	2010-13
10.	93	Valanna Lyons	2002-05

Games Started

1.	138	Tammy Kincaid	1997-00
2.	129	Heather Schlichtman	2001-04
3.	120	Autumn Storms	2017-21
4.	118	Katy Henry	2005-08
5.	110	Rachel Talley	1999-02
	110	Mary Haff	2018-2022
7.	90	Grace Moll	2014-17
8.	78	Miranda Dixon	2007-10
9.	64	Valanna Lyons	2002-05
10.	58	Chelsea Cohen	2010-13

Complete Games

1.	116	Tammy Kincaid	1997-00
2.	94	Heather Schlichtman	2001-04
3.	70	Katy Henry	2005-08
4.	54	Mary Haff	2018-22
5.	51	Rachel Talley	1999-02
6.	44	Autumn Storms	2017-21
7.	36	Grace Moll	2014-17
8.	31	Chelsea Cohen	2010-13
9.	30	Jennifer Bottoms	1998-01
10.	29	Miranda Dixon	2007-10

Shutouts

1.	27	Mary Haff	2018-22
2.	26	Heather Schlichtman	2001-04
3.	19	Tammy Kincaid	1997-00
4.	15	Katy Henry	2005-08
	15	Rachel Talley	1999-02
6.	11	Autumn Storms	2017-21
	11	Robyn Herron	2023-Pres.
	9	Jennifer Bottoms	1998-01
9.	7	Robyn Herrnon	2023-Pres.
	6	Miranda Dixon	2007-10
	6	Grace Moll	2014-17

Innings Pitched

1.	1051.1	Tammy Kincaid	1997-00
2.	930.2	Heather Schlichtman	2001-04
3.	820.2	Katy Henry	2005-08
4.	757.1	Mary Haff	2018-22
5.	686.1	Rachel Talley	1999-02
6.	682.1	Autumn Storms	2017-21
7.	495.2	Grace Moll	2014-17
8.	493.2	Miranda Dixon	2007-10
9.	413.0	Chelsea Cohen	2010-13
10.	375.0	Valanna Lyons	2002-05

Strikeouts

1.	886	Heather Schlichtman	2001-04
2.	821	Mary Haff	2018-22
3.	756	Katy Henry	2005-08
4.	745	Tammy Kincaid	1997-00
5.	608	Rachel Talley	1999-02
6.	504	Autumn Storms	2017-21
7.	410	Robyn Herron	2023-Pres.
8.	381	Chenise Delce	2023-24
9.	372	Miranda Dixon	2007-10
10.	358	Grace Moll	2014-17

Strikeouts/7 IP (minimum 200 IP)

1.	8.38	Robyn Herron	2023-Pres.
2.	8.32	Chenise Delce	2022-23
3.	7.59	Mary Haff	2018-22
4.	7.26	Kimmy Beasley	2011-14
5.	6.66	Heather Schlichtman	2001-04
6.	6.45	Katy Henry	2005-08
7.	6.20	Rachel Talley	1999-02
8.	5.82	Hope McLemore	2010-13
9.	5.39	Kim Jones	2008-11
10.	5.27	Miranda Dixon	2007-10

Walks

1.	385	Grace Moll	2014-17
2.	270	Heather Schlichtman	2001-04
3.	210	Tammy Kincaid	1997-00
4.	201	Katy Henry	2005-08
5.	190	Kim Jones	2008-11
6.	180	Valanna Lyons	2002-05
7.	160	Mary Haff	2018-22
8.	155	Robyn Herron	2023-Pres.
9.	147	Chelsea Cohen	2010-13
10.	124	Miranda Dixon	2007-10

Walks/7 IP (minimum 200 IP)

1.	1.22	Rachel Talley	1999-02
2.	1.26	Autumn Storms	2017-21
3.	1.40	Tammy Kincaid	1997-00
4.	1.47	Mary Haff	2018-22
5.	1.71	Katy Henry	2005-08
6.	1.76	Miranda Dixon	2007-10
7.	1.91	Jennifer Bottoms	1998-01
8.	2.03	Heather Schlichtman	2001-04
9.	2.48	Hope McLemore	2010-13
10.	2.49	Chelsea Cohen	2010-13

Hits Allowed

1.	949	Tammy Kincaid	1997-00
2.	840	Katy Henry	2005-08
3.	677	Heather Schlichtman	2001-04
4.	649	Autumn Storms	2017-21
5.	596	Grace Moll	2014-17
6.	575	Rachel Talley	1999-02
7.	568	Miranda Dixon	2007-10
8.	523	Mary Haff	2018-22
9.	461	Chelsea Cohen	2010-13
10.	396	Kim Jones	2008-11

Earned Runs Allowed

1.	364	Grace Moll	2014-17
2.	360	Katy Henry	2005-08
3.	286	Tammy Kincaid	1997-00
4.	242	Miranda Dixon	2007-10
5.	230	Chelsea Cohen	2010-13
6.	211	Heather Schlichtman	2001-04
7.	201	Kim Jones	2008-11
8.	200	Mary Haff	2018-22
9.	194	Autumn Storms	2017-21
10.	163	Valanna Lyons	2002-05
	163	Rachel Talley	1999-02

Batters Faced

1.	4474	Tammy Kincaid	1997-00
2.	3799	Heather Schlichtman	2001-04
3.	3553	Katy Henry	2005-08
4.	3051	Mary Haff	2018-22
5.	2951	Autumn Storms	2017-pres.
6.	2787	Rachel Talley	1999-02
7.	2515	Grace Moll	2014-17
8.	2277	Miranda Dixon	2007-10
9.	1863	Chelsea Cohen	2010-13
10.	1718	Valanna Lyons	2002-05

Fielding Percentage (minimum 100 chances)

1.	.995	Kennedy Miller	2024-Pres.
2.	.993	Taylor Ellsworth	2022
2.	.992	Lisa Nieman	2002-03
3.	.990	Leslie Dixon	2008-11
4.	.989	Kayla Green	2018-21
	.989	Danica White	1999-02
	.989	Devon Wallace	2012-15
	.989	Bri Ellis	2024-2025
	.989	Karlie Davison	2025-Pres.
8.	.988	Ashley Diaz	2016-19
9.	.986	Danielle Gibson	2019-22
	.986	Reagan Johnson	2023-Pres.

Chances

1.	1697	Kim Eiben	2000-03
2.	1682	Jennifer Cirigliano	1997-00
3.	1480	Danica White	1999-02
4.	1432	Ashley Diaz	2016-19
5.	1362	Shana Easley	2003-06
6.	1319	Kayla Green	2018-21
7.	1251	Samantha Buckner	2005-08
8.	1241	Whitney Cloer	2006-09
9.	1157	Jayme Gee	2011-14
10.	930	Sandra Smith	2006-10

Putouts

1.	1563	Kim Eiben	2000-03
2.	1412	Jennifer Cirigliano	1997-00
3.	1380	Ashley Diaz	2016-18
4.	1302	Danica White	1999-02
5.	1233	Shana Easley	2003-06
6.	1230	Kayla Green	2018-21
7.	1150	Samantha Buckner	2005-08
8.	1122	Whitney Cloer	2006-09
9.	1046	Jayme Gee	2011-14
10.	880	Devon Wallace	2012-15

Assists

1.	558	Tiffany Woolley	1999-02
2.	458	Brett Erickson	1997,99-00
3.	400	Aly Sartini	1997-00
4.	395	Autumn (Russell) Buczek	2015-18
5.	372	Chloe Oprzedek	2011-14
6.	367	Dayna Huckabee	2005-08
7.	347	Blaire Perry	2002-06
8.	339	Tammy Kincaid	1997-00
9.	334	Hannah Gammill	2021-24
10.	306	Heather Schlichtman	2001-04

Errors

1.	88	Aly Sartini	1997-00
2.	71	Tiffany Woolley	1999-02
3.	67	Brett Erickson	1997,99-00
4.	62	Kayla Johnson	2006-09
5.	60	Dayna Huckabee	2005-08
6.	45	Jennifer Cirigliano	1997-00
7.	39	Clarisa Navarro	2012-14
	39	Chloe Oprzedek	2011-14
9.	37	Brittany Griffiths	2009-11
	37	Haydi Bugarin	2016-19

Double Plays Turned

1.	44	Bri Ellis	2024-25
	42	Kim Eiben	2000-03
3.	41	Ashley Diaz	2016-19
4.	38	Cylie Halvorson	2023-24
5.	33	Aly Sartini	1997-00
6.	32	Jennifere Cirigliano	1997-00
	32	Devon Wallace	2012-15
8.	31	Sandra Smith	2006-10
9.	30	Samantha Bucker	2005-08
10.	29	Tiffany Woolley	1999-02

Caught Stealing By

1.	60	Danica White	1999-02
2.	59	Jayme Gee	2011-14
3.	52	Shana Easley	2003-06
4.	49	Jennifer Cirigliano	1997-00
5.	45	Whitney Cloer	2006-09
6.	44	Heather Schlichtman	2001-04
	44	Tammy Kincaid	1997-00
8.	35	Kayla Green	2018-21
9.	30	Grace Moll	2014-17
	30	Rachel Talley	1999-02

Batting Average (minimum 100 AB)

1.	.445	Danielle Gibson	2022
2.	.440	Bri Ellis	2025
3.	.389	KB Sides	2022
4.	.386	Hannah McEwen	2019
5.	.384	Linnie Malkin	2022
6.	.381	Stephanie Canfield	2013
7.	.380	Reagan Johnson	2024
8.	.378	Reagan Johnson	2023
9.	.376	Devon Wallace	2013
10.	.374	Hannah Gammill	2022

Slugging Percentage (minimum 100 AB)

1.	1.090	Bri Ellis	2025
2.	.892	Braxton Burnside	2021
3.	.870	Linnie Malkin	2022
4.	.852	Danielle Gibson	2022
5.	.781	Hannah Gammill	2022
6.	.774	Rylin Hedgecock	2023
7.	.768	Devon Wallace	2013
8.	.767	Nicole Schroeder	2017
9.	.762	Courtney Day	2025
10.	.740	Jessica Bachkora	2010

On-Base Percentage (minimum 100 AB)

1.	.639	Bri Ellis	2025
2.	.627	Devon Wallace	2013
3.	.548	Devon Wallace	2012
4.	.534	Devon Wallace	2014
5.	.516	Devon Wallace	2015
6.	.513	Hannah Gammill	2022
7.	.507	KB Sides	2022
	.507	Braxton Burnside	2021
9.	.500	Jessica Bachkora	2010
10.	.495	Danielle Gibson	2022

Games Played

1.	75	Jennifer Cirigliano	1999
	75	Brett Erickson	1999
	75	Dana Gulick	1999
	75	Tiffany Woolley	1999
	75	Dana Gulick	2000
	75	Erin Stokey	2000
	75	Danica White	2000
8.	74	Danica White	1999
	74	Jennifer Cirigliano	2000
10.	73	Sheri Wahrmund	2000

Games Started

1.	75	Danica White	2000
	75	Brett Erickson	1999
	75	Tiffany Woolley	1999
4.	74	Jennifer Cirigliano	2000
	74	Dana Gulick	2000
	74	Jennifer Cirigliano	1999
	74	Dana White	1999
8.	73	Erin Stokey	2000
	73	Dana Gulick	1999
10.	71	Brett Erickson	2000

At Bats

1.	235	Dana Gulick	1999
2.	231	Erin Stokey	2000
3.	227	Brett Erickson	2000
4.	223	Brett Erickson	1999
	223	Tiffany Woolley	1999
6.	220	Danica White	2000
7.	216	Blaire Perry	2002
8.	214	Dana Gulick	2000
9.	211	Rachel LeMaster	2007
10.	210	Kayla Johnson	2008

Runs Scored

1.	68	Bri Ellis	2025
2.	67	KB Sides	2022
3.	62	Jessica Bachkora	2010
4.	55	Devon Wallace	2013
	55	Raigan Kramer	2025
6.	54	Danielle Gibson	2022
7.	53	Devon Wallace	2014
	53	Kayla Johnson	2008
	53	Reagan Johnson	2025
10.	51	Taylor Ellsworth	2022
	51	Braxton Burnside	2021

Hits

1.	81	Danielle Gibson	2022
2.	80	Brett Erickson	2000
3.	79	Reagan Johnson	2023
4.	73	Reagan Johnson	2024
	73	Rachel LeMaster	2005
	73	Dana Gulick	1999
	73	Hannah McEwen	2019
8.	72	Reagan Johnson	2025
9.	71	Kayla Johnson	2008
10.	70	KB Sides	2022

Doubles

1.	21	Brett Erickson	2000
2.	18	Jessica Bachkora	2010
3.	16	Danielle Gibson	2021
	16	Danica White	2000
5.	15	Miranda Dixon	2008
	15	Kailey Wyckoff	2025
7.	14	Taylor Ellsworth	2022
	14	Danielle Gibson	2022
	14	Kim Eiben	2003
10.	13	Whitney Cloer	2009
	13	Kayla Johnson	2008

Triples

1.	5	Jessica Bachkora	2007
2.	4	Reagan Johnson	2023
	4	Autumn Buczek	2018
	4	Stephanie Canfield	2015
	4	Stephanie Canfield	2014
	4	Dayna Huckabee	2008
	4	Dayna Huckabee	2007
	4	Danica White	2002
	4	Sheri Wahrmund	1999
	4	Sheri Wahrmund	1998
	4	Kim Bryant	1997

Home Runs

1.	26	Bri Ellis	2025
2.	25	Braxton Burnside	2021
3.	22	Linnie Malkin	2022
4.	21	Rylin Hedgecock	2023
5.	20	Danielle Gibson	2022
6.	18	Hannah Gammill	2022
	18	Linnie Malkin	2021
8.	17	Nicole Schroeder	2017
9.	16	Courtney Day	2025
10.	15	Danielle Gibson	2021
	15	Devon Wallace	2012
	15	Jessica Bachkora	2010

RBI

1.	72	Bri Ellis	2025
2.	70	Danielle Gibson	2022
3.	68	Linnie Malkin	2022
	68	Courtney Day	2025
5.	62	Rylin Hedgecock	2023
6.	57	Hannah McEwen	2018
7.	55	Kailey Wyckoff	2025
8.	54	Braxton Burnside	2021
	54	Ella McDowell	2025
10.	53	Taylor Ellsworth	2022

Total Bases

1.	155	Danielle Gibson	2022
2.	146	Bri Ellis	2025
3.	140	Braxton Burnside	2021
4.	131	Jessica Bachkora	2010
5.	127	Linnie Malkin	2022
	127	Rylin Hedgecock	2023
	127	KB Sides	2022
8.	124	Danielle Gibson	2021
9.	121	Hannah Gammill	2022
10.	115	Taylor Ellsworth	2022

Walks

1.	79	Devon Wallace	2013
2.	69	Bri Ellis	2025
3.	58	Devon Wallace	2014
4.	53	Devon Wallace	2012
5.	52	Raigan Kramer	2025
6.	45	KB Sides	2022
	45	Devon Wallace	2015
6.	41	Braxton Burnside	2021
9.	41	Miranda Dixon	2010
10.	39	Raigan Kramer	2023

Hit By Pitch

1.	20	Hannah Gammill	2022
2.	17	Nicole Duncan	2019
3.	16	Kim Eiben	2002
4.	13	Kallie Foglesong	2005
5.	12	Bri Ellis	2025
6.	11	Ryan Jackson	2020
	11	Kayla Green	2019
	11	Miranda Dixon	2008
	11	Ashley Carter	2005
	11	Kim Eiben	2003

Strikeouts

1.	60	Shana Easley	2006
2.	57	Dayna Huckabee	2007
	57	Kristen Patton	2004
4.	55	Dayna Huckabee	2005
5.	53	Dayna Huckabee	2008
	53	Dayna Huckabee	2006
	53	Kallie Foglesong	2004
8.	52	Zenobia Davison	2005
9.	50	Melissa Johnson	2004
10.	48	Whitney Cloer	2007

Stolen Bases

1.	33	Dana Gulick	1999
2.	28	KB Sides	2022
3.	27	Rachel LeMaster	2005
4.	22	Rachel LeMaster	2007
5.	20	Blaire Perry	2002
	20	Reagan Johnson	2025
7.	19	Rachel LeMaster	2006
8.	18	Reagan Johnson	2023
	18	Jessica Bachkora	2009
10.	17	Dana Gulick	2000
	17	Dana Gulick	1998

Earned Run Average (minimum 100 IP)

1.	0.93	Heather Schlichtman	2001
2.	1.21	Valanna Lyons	2002
3.	1.26	Rachel Talley	2000
4.	1.32	Tammy Kincaid	2000
5.	1.38	Tammy Kincaid	1999
6.	1.41	Rachel Talley	2001
7.	1.48	Heather Schlichtman	2002
8.	1.51	Mary Haff	2018
9.	1.55	Mary Haff	2021
10.	1.63	Heather Schlichtman	2004

Opponent Batting Average (minimum 100 IP)

1.	.157	Mary Haff	2018
2.	.171	Robyn Herron	2024
3.	.188	Heather Schlichtman	2001
4.	.190	Mary Haff	2019
	.190	Heather Schlichtman	2002
6.	.192	Mary Haff	2021
7.	.195	Robyn Herron	2025
8.	.198	Heather Schlichtman	2004
9.	.200	Chenise Delce	2023
10.	.215	Kimmy Beasley	2013

Wins

1.	29	Mary Haff	2018
2.	26	Mary Haff	2021
3.	26	Heather Schlichtman	2001
4.	24	Tammy Kincaid	2000
5.	22	Tammy Kincaid	1999
6.	21	Chenise Delce	2023
7.	20	Mary Haff	2022
	20	Autumn Storms	2019
	20	Katy Henry	2008
10.	19	Chenise Delce	2022
	19	Heather Schlichtman	2002

Saves

1.	5	Mary Haff	2021
	5	Mary Haff	2019
	5	Tammy Kincaid	2000
4.	4	Chenise Delce	2023
	4	Autumn Storms	2021
	4	Miranda Dixon	2009
	4	Katy Henry	2006
	4	Rachel Talley	2001
8.	3	Chenise Delce	2022
	3	Jenna Bloom	2020
	3	Hope McLemore	2010
	3	Sarah Topham	2005
	3	Rachel Talley	2002
	3	Jennifer Bottoms	2000
	3	Jennifer Bottoms	1999
	3	Cam Harrison	2025
	3	Robyn Herron	2025
	3	Payton Burnham	2025

Appearances

1.	51	Katy Henry	2007
	51	Tammy Kincaid	2000
3.	48	Tammy Kincaid	1997
4.	47	Heather Schlichtman	2001
5.	46	Katy Henry	2008
6.	45	Mary Haff	2018
7.	44	Sydney Wright	2015
	44	Heather Schlichtman	2004
	44	Tammy Kincaid	1999
10.	43	Autumn Storms	2019
	43	Katy Henry	2006
	43	Tammy Kincaid	1998

Games Started

1.	45	Tammy Kincaid	1997
2.	34	Heather Schlichtman	2004
	34	Heather Schlichtman	2001
	34	Tammy Kincaid	1998
5.	33	Autumn Storms	2017
	33	Katy Henry	2008
6.	32	Autumn Storms	2019
	32	Katy Henry	2007
	32	Heather Schlichtman	2002
	32	Rachel Talley	2000

Complete Games

1.	44	Tammy Kincaid	1997
2.	30	Tammy Kincaid	1998
3.	27	Heather Schlichtman	2001
	27	Heather Schlichtman	2001
5.	25	Grace Moll	2016
6.	22	Heather Schlichtman	2002
7.	21	Katy Henry	2007
	21	Tammy Kincaid	2000
	21	Tammy Kincaid	1999
10.	20	Katy Henry	2008

Shutouts

1.	11	Mary Haff	2018
	11	Heather Schlichtman	2001
3.	9	Heather Schlichtman	2002
4.	8	Tammy Kincaid	1999
5.	7	Mary Haff	2019
	7	Katy Henry	2007
	7	Tammy Kincaid	2000
8.	6.	Chenise Delce	2023
	6	Heather Schlichtman	2004
10.	5	Chenise Delce	2022
	5	Mary Haff	2021
	5	Katy Henry	2006
	5	Robyn Herron	2024

Innings Pitched

1.	309.2	Tammy Kincaid	1997
2.	266.0	Heather Schlichtman	2004
3.	256.2	Heather Schlichtman	2001
4.	253.0	Tammy Kincaid	1998
5.	244.1	Tammy Kincaid	2000
	244.1	Tammy Kincaid	1999
7.	230.1	Katy Henry	2007
8.	222.1	Katy Henry	2008
9.	218.1	Katy Henry	2006
10.	213.1	Mary Haff	2018

Strikeouts

1.	305	Heather Schlichtman	2004
2.	249	Mary Haff	2018
3.	224	Katy Henry	2007
4.	219	Katy Henry	2006
5.	203	Heather Schlichtman	2001
6.	200	Heather Schlichtman	2002
	200	Tammy Kincaid	1997
8.	198	Mary Haff	2021
9.	193	Chenise Delce	2023
	193	Tammy Kincaid	1999

Strikeouts/7 IP (minimum 100 IP)

1.	9.30	Kimmy Beasley	2013
2.	8.70	Chenise Delce	2022
3.	8.17	Mary Haff	2018
4.	8.03	Heather Schlichtman	2004
5.	7.99	Robyn Herron	2024
6.	7.86	Mary Haff	2019
	7.78	Robyn Herron	2025
8.	7.50	Chenise Delce	2023
9.	7.28	Mary Haff	2022
	7.28	Chelsea Cohen	2013

Walks

1.	93	Kim Jones	2009
2.	79	Heather Schlichtman	2004
	79	Heather Schlichtman	2002
4.	74	Valanna Lyons	2003
	74	Robyn Herron	2025
6.	68	Sydney Wright	2015
	68	Tammy Kincaid	2000
8.	64	Heather Schlichtman	2003
9.	63	Grace Moll	2014
10.	62	Chelsea Cohen	2012
	62	Katy Henry	2008

Walks/7 IP (minimum 100 IP)

1.	0.97	Tammy Kincaid	1999
2.	1.01	Autumn Storms	2019
3.	1.18	Rachel Talley	1999
4.	1.19	Rachel Talley	2001
5.	1.22	Tammy Kincaid	1997
6.	1.24	Rachel Talley	2002
7.	1.26	Miranda Dixon	2007
8.	1.30	Rachel Talley	2000
9.	1.31	Heather Schlichtman	2001
10.	1.37	Mary Haff	2021

Batters Faced

1.	1372	Tammy Kincaid	1997
2.	1251	Grace Moll	2016
3.	1088	Tammy Kincaid	1998
4.	1083	Heather Schlichtman	2004
5.	1029	Tammy Kincaid	2000
6.	1007	Katy Henry	2007
7.	1003	Heather Schlichtman	2001
8.	985	Tammy Kincaid	1999
9.	968	Katy Henry	2008
10.	924	Katy Henry	2006

Field Percentage (minimum 40 chances)

1.	1.000	Taylor Greene	2019
	1.000	Devon Wallace	2015
	1.000	Stephanie Brewer	2010
	1.000	Leslie Dixon	2008
	1.000	Katy Henry	2008
	1.000	Brittany Robison	2008
	1.000	Jocelyne Moncrief	2007
	1.000	Andy Wharton	2001
9.	.997	Kennedy Miller	2024
10.	.995	Kayla Green	2021
	.995	Sandra Smith	2010
	.995	Danica White	1999

Putouts

1.	552	Jennifer Cirigliano	1999
2.	511	Kim Eiben	2002
3.	471	Kim Eiben	2000
4.	474	Ashley Diaz	2017
5.	450	Jennifer Bottoms	2001
6.	419	Shana Easley	2004
7.	416	Kim Eiben	2003
8.	406	Cylie Halvorson	2023
9.	404	Kris Hightower	1998
10.	402	Taylor Ellsworth	2022

Assists

1.	177	Tiffany Woolley	1999
2.	156	Brett Erickson	1997
3.	154	Brett Erickson	2000
4.	153	Tiffany Woolley	2002
5.	148	Brett Erickson	1999
6.	140	Cortney Mitchell	2001
7.	137	Tiffany Woolley	2000
8.	135	Autumn Buczek	2018
9.	134	Autumn Buczek	2017
10.	131	AJ Belans	2017
	131	Madison Yannetti	2016

Errors

1.	30	Aly Sartini	1997
	30	Brett Erickson	1997
3.	27	Aly Sartini	1998
4.	26	Tiffany Woolley	2000
5.	25	Brett Erickson	2000
	25	Tiffany Woolley	1999
7.	21	Cortney Mitchell	2002
8.	20	Dayna Huckabee	2008
9.	19	Brittany Griffiths	2010
	19	Kayla Johnson	2006
	19	Aly Sartini	1999
	19	Augrista Belford	1997

At Bats

1.	71	Alabama	3/21/99
2.	50	at McNeese	2/20/21
3.	47	at UCSB	2/27/98
4.	46	Furman	4/13/19
5.	43	at #7 Oklahoma	5/17/08
	43	at FIU	1/31/02
	43	at Jacksonville State	3/16/98
8.	41	at South Carolina	3/13/21
9.	40	at Auburn	4/15/18
10.	39	Drake	2/24/23
	39	at Missouri	4/13/13

Runs Scored

1.	23	Lipscomb	2/7/25
	20	Mississippi Valley State	3/8/14
	20	North Dakota State	2/21/14
3.	19	Lehigh	3/11/22
4.	18	Mississippi State	3/28/10
	18	Saint Louis	2/24/08
6.	17	Auburn	4/9/22
	17	Northern Iowa	5/2/13
8.	15	Longwood	2/19/22
	15	Nebraska	2/9/20
	15	SIUE	2/23/19
	15	Marist	2/23/18
	15	Loyola Marymount	2/17/17
	15	Buffalo	3/4/16
	15	at Ole Miss	3/23/14
	15	Wichita State	2/24/24

Hits

1.	20	Buffalo	3/4/16
2.	19	Kentucky	3/31/07
	19	vs Houston	2/9/01
4.	18	Nebraska	2/9/20
	18	Kansas City	4/29/09
	18	Alabama	3/21/99
	18	at Jacksonville State	3/16/98
8.	17	Lipscomb	2/7/25
9.	16	Lamar	3/3/17
	16	Mississippi Valley State	3/8/14

RBIs

1.	21	Lipscomb	2/7/25
	18	Lehigh	3/11/22
	18	Mississippi Valley State	3/8/14
	18	Mississippi State	3/28/10
5.	17	Auburn	4/10/22
	17	vs North Dakota	2/21/14
7.	15	vs Loyola Marymount	2/17/17
	15	Buffalo	3/4/16
	15	Northern Iowa	3/2/13
	15	Kansas City	4/29/09
	15	Saint Louis	2/24/08

Doubles

1.	7	Lamar	3/4/17
	7	Missouri State	4/28/10
3.	6	Villanova	2/29/20
	6	Northern Colorado	2/15/19
	6	UMKC	3/7/17
	6	UMKC	3/7/17
	6	Murray State	2/23/13
	6	UT Martin	4/14/12
	6	Lipscomb	2/7/25
10.	5	Boston U	3/2/19
	5	Buffalo	3/4/16
	5	Mississippi Valley State	3/8/14
	5	Southern Miss	2/15/25
	5	Southern Miss	2/16/25

Triples

1.	5	Prairie View	2/11/11
	3	Centenary	3/7/99
3.	2	15 Times	

Most recently vs. Lipscomb on 2/7/25

Home Runs

1.	7	Lehigh	3/11/22
2.	6	Missouri State	4/6/21
3.	5	Northwestern State	3/5/21
	5	Texas Tech	2/26/21
	5	vs Loyola Marymount	2/17/17
	5	at North Texas	2/11/17
7.	4	36 Times	

Most recently: LSU 5/1/25

Total Bases

1.	40	Lehigh	3/11/22
	36	Lipscomb	2/7/25
	33	SIUE	2/23/19
	33	Buffalo	3/4/16
5.	32	vs Loyola Marymount	2/17/17
6.	31	Missouri State	4/6/21
7.	30	Missouri State	3/5/22
	30	at North Texas	2/11/17
9.	29	Kentucky	4/18/23
	29	vs Nebraska	2/9/20
	29	Mississippi Valley State	3/8/14

Walks

1.	13	vs North Dakota State	2/21/14
	13	Mississippi State	3/28/10
3.	12	vs UTEP	2/7/20
	12	Mississippi Valley State	3/9/14
	12	at FGCU	2/22/14
	12	Florida	3/25/00
7.	11	Lipscomb	2/7/25
	11	Oklahoma State	2/11/21
	11	Stephen F. Austin	2/28/14
	11	Savannah State	3/20/13

Sacrifice Flies

1.	3	Lipscomb	2/7/25
	3	vs Binghamton	2/19/16
2.	2	29 Times	

Most recently vs Northern Iowa on 3/9/24

Sacrifice Hits

1.	6	at South Carolina	3/17/10
	6	at Long Beach State	2/8/02
	6	Tulsa	4/9/97
4.	5	Six Times	

Most recently at Kentucky on 3/20/10

Stolen Bases

1.	6	Kentucky	4/23/05
	6	vs Loyola Marymount	3/13/99
3.	5	Nine times	

Most recently at North Florida on 4/7/25

Innings Pitched

1.	19	Alabama	3/21/99
2.	14	at McNeese	2/20/21
3.	12	vs Furman	4/13/19
	12	at South Carolina	4/15/00
	12	at UCSB	2/27/98
6.	11	Six Times	

Most recently at Missouri on 4/13/13

Batters Faced

1.	59	at McNeese	2/20/21
2.	50	at Missouri	4/14/13
3.	49	vs Furman	4/13/19
4.	46	Texas	3/14/15
5.	45	Auburn	4/16/16
	45	Mississippi State	4/6/15
	45	Texas A&M	3/30/14
	45	LSU	5/1/25
9.	44	at Kentucky	4/11/12
10.	43	at South Carolina	3/13/21
	43	Texas	3/15/15
	43	Texas	3/16/15
	43	Alabama	5/2/15

Strikeouts

1.	19	Drake	2/24/23
	19	Furman	4/13/19
3.	16	at Tennessee	3/22/25
	16	Jacksonville State	3/2/13
5.	15	at Tennessee	3/23/19
	15	at Fordham	2/19/18
	15	Auburn	5/3/13
	15	Jacksonville State	3/3/13
9.	14	Maryland	3/11/22
	14	Illinois	2/28/25

Walks Allowed

1.	14	at Texas A&M	4/1/16
2.	12	LSU	5/1/25
3.	11	at Tennessee	3/11/16
	11	at Missouri	4/14/13
5.	10	Oklahoma State	3/2/16
	10	UMKC	2/27/16
	10	Mississippi State	4/6/15

Runs Allowed

1.	23	Auburn	4/16/16
2.	21	Auburn	4/15/16
3.	18	at Tennessee	5/11/16
	18	at Mississippi State	4/26/14
5.	16	Kentucky	3/30/19
	16	Mississippi State	4/6/15

Hits Allowed

1.	20	Auburn	4/16/16
2.	19	South Carolina	4/8/16
	19	at Kentucky	4/11/12
4.	17	at Mississippi State	4/26/14
5.	16	Auburn	4/15/16
	16	Alabama	5/2/15
	16	Ole Miss	3/7/12

Home Runs Allowed

1.	6	vs. Oklahoma	5/9/25
2.	5	at Oklahoma	5/16/09
	5	Georgia Tech	2/27/10
4.	4	14 times	

Most recently vs Mississippi State on 3/24/24

Chances

1.	55	at McNeese	2/20/21
2.	45	Furman	4/13/19
3.	43	Texas	3/14/15
4.	42	at South Carolina	3/13/21
	42	Stephen F. Austin	2/28/14
6.	41	vs Campbell	2/8/19
	41	Auburn	4/21/18
8.	40	vs UConn	2/25/17
	40	Alabama	5/3/15
	40	vs UT Martin	2/27/15
	40	at Missouri	4/13/13

Putouts

1.	42	at McNeese	2/20/21
2.	36	Furman	4/13/19
3.	33	Drake	2/24/23
	33	at Missouri	4/13/13
5.	30	Liberty	3/16/21
	30	at South Carolina	3/13/21
	30	at Auburn	4/21/18
8.	27	Alabama	4/19/24
	27	Texas	3/14/15
	27	vs Colorado State	2/8/13

Assists

1.	18	Stephen F. Austin	2/28/14
2.	17	Alabama	4/19/24
	17	Alabama	5/3/15
3.	16	at Missouri	4/8/17
	16	at Tennessee	5/16/16
	16	Florida	5/4/14

Errors

1.	6	vs Campbell	2/8/19
	6	Texas	3/15/15
	6	Texas A&M	3/29/14
	6	ULM	2/24/13
5.	5	Tulsa	5/16/19
	5	vs UCF	2/14/15
	5	Florida	5/3/14

Batting Average

1.	.331 (506-1529)	2022
2.	.320 (436-1532)	2025
3.	.304 (432-1438)	2014
4.	.288 (428-1487)	2019
5.	.284 (406-1430)	2017
6.	.283 (401-1415)	2013
7.	.279 (434-1554)	2018
8.	.278 (391-1408)	2024
9.	.277 (423-1525)	2023
10.	.267 (461-1726)	2008

Slugging Percentage

1.	.602 (1520 AB)	2022
2.	.537 (1532 AB)	2025
3.	.505 (1438 AB)	2021
4.	.484 (1422 AB)	2014
5.	.473 (1525 AB)	2023
6.	.470 (1415 AB)	2013
7.	.468 (1430 AB)	2017
8.	.450 (1408 AB)	2024
9.	.445 (1487 AB)	2019
10.	.443 (1554 AB)	2018

On-Base Percentage

1.	.439 (1532 AB)	2025
2.	.429 (1529 AB)	2022
3.	.410 (1438 AB)	2014
4.	.390 (1415 AB)	2013
5.	.375 (1525 AB)	2023
6.	.374 (1438 AB)	2021
	.374 (1487 AB)	2019
8.	.367 (1430 AB)	2017
9.	.364 (1408 AB)	2024
10.	.355 (1434 AB)	2012

Games Played

1.	75	2000
	75	1999
3.	68	2002
4.	66	2008
	66	2001
6.	64	2007
7.	62	2005
8.	61	2006
9.	60	2003
10.	59	2022
	59	2023
	59	2018
	59	1998

At-Bats

1.	1932	2000
2.	1902	1999
3.	1781	2002
4.	1726	2008
5.	1656	2001
6.	1647	2007
7.	1596	2005
8.	1554	2018
9.	1535	2006
10.	1532	2025

Runs Scored

1.	436	2025
2.	422	2022
3.	359	2014
4.	341	2023
5.	304	2013
6.	299	2008
7.	292	2021
8.	284	2019
	284	2018
10.	273	2017

Hits

1.	506	2022
2.	491	2025
3.	479	2000
4.	461	2008
5.	458	2002
6.	455	1999
7.	434	2018
8.	432	2014
9.	428	2019
10.	423	2023

Doubles

1.	90	2025
2.	81	2000
3.	76	2022
4.	75	2008
5.	73	2023
	73	2019
	73	2010
8.	70	2009
9.	68	2017
10.	67	2018
	67	2012

Triples

1.	14	2014
	14	1999
3.	13	2007
4.	11	2018
	11	1997
6.	10	2024
	10	2015
	10	2011
	10	2025
10.	9	2023
	9	2017
	9	2013
	9	2012
	9	2009
	9	2008
	9	2005
	9	2000

Home Runs

1.	109	2022
2.	95	2021
3.	74	2025
4.	69	2023
5.	65	2008
6.	61	2013
7.	60	2012
8.	59	2017
9.	58	2010
10.	56	2024

RBI

1.	399	2025
2.	388	2022
3.	325	2014
4.	318	2023
5.	278	2021
6.	274	2013
7.	267	2008
8.	263	2019
9.	256	2018
10.	255	2024

Total Bases

1.	921	2022
2.	823	2025
3.	749	2008
4.	726	2021
5.	721	2023
6.	688	2018
	688	2014
8.	669	2017
9.	665	2013
10.	661	2019

Walks

1.	291	2025
2.	231	2014
3.	229	2013
4.	212	2022
5.	208	2021
6.	202	2010
7.	196	2012
8.	185	2015
9.	173	2017
10.	166	2018

Hit By Pitch

1.	64	2022
2.	57	2021
	57	2025
4.	56	2019
5.	51	2023
6.	47	2024
7.	43	2012
8.	40	2002
9.	37	2001
10.	36	2014

Most Strikeouts

1.	423	2004
2.	414	2007
3.	379	2005
4.	378	2011
5.	347	2006
6.	342	2008
7.	337	2010
8.	320	2012
	320	2000
10.	313	2023

Fewest Strikeouts

1.	192	2024
2.	195	2025
3.	204	2014
4.	207	2018
5.	223	1997
6.	226	2001
7.	237	2013
8.	241	2022
	241	2002
10.	247	2015

Sacrifice Flies

1.	29	2025
2.	22	2019
3.	21	2018
4.	19	2024
5.	17	2023
	17	2022
7.	15	2014
8.	14	2013
9.	13	2010
10.	11	2000
	11	1999

Stolen Bases

1.	97 (97-126)	1999
2.	69 (69-100)	2002
3.	60 (60-70)	2005
4.	58 (58-83)	2004
5.	56 (56-80)	2000
6.	55 (55-64)	2013
7.	54 (54-67)	2007
8.	53 (53-74)	2006
	53 (53-75)	2003

10.	52 (52-63)	2015
	52 (52-61)	2014

Earned Run Average

1.	1.18 (449.1 IP)	2001
2.	1.49 (522.1 IP)	2000
3.	1.57 (475.2 IP)	2002
4.	1.75 (526.2 IP)	1999
5.	1.94 (407.1 IP)	1998
6.	2.07 (375.1 IP)	2019
7.	2.18 (379.0 IP)	2021
	2.18 (363.2 IP)	2024
9.	2.34 (388.1 IP)	2018
10.	2.45 (409.1 IP)	2004

Opponent Batting Average

1.	.208 (475.2 IP)	2002
2.	.208 (449.1 IP)	2001
3.	.210 (383.0 IP)	2023
4.	.217 (379.0 IP)	2021
5.	.218 (388.1 IP)	2018
6.	.220 (375.1 IP)	2019
7.	.224 (363.2 IP)	2024
8.	.226 (522.1 IP)	2000
9.	.229 (409.1 IP)	2004
10.	.234 (380.2 IP)	2022

Wins

1.	48 (48-11)	2022
2.	46 (46-29)	1999
3.	44 (44-31)	2000
4.	44 (44-14)	2025
5.	43 (43-11)	2021
6.	42 (42-17)	2018
7.	40 (40-19)	2023
8.	39 (39-28)	2002
9.	38 (38-20)	2019
10.	37 (37-29)	2008
	37 (37-18)	2024

Saves

1.	9	2021
	9	2025
3.	8	2000
4.	7	2019
	7	2002
	7	1999
7.	6	2001
	6	2022
9.	5	2023
	5	2018
	5	2013
	5	2008
	5	2005

Complete Games

1.	54	1997
2.	46	2001
	46	1998
4.	40	2000
5.	38	2002
6.	37	1999
7.	36	2003
8.	34	2004
9.	28	2007
10.	27	2016
	27	2012
	27	2009

Most Shutouts

1.	21	2001
2.	17	2023
	17	1999
4.	16	2002
5.	15	2018
	15	2025
7.	14	2024
	14	2000
9.	13	2022
10.	12	2019
	12	2006

Innings Pitched

1.	526.2	1999
2.	522.1	2000
3.	475.2	2002
4.	449.1	2001
5.	436.0	2008
6.	418.2	2006
7.	417.1	2007
8.	409.1	2004
9.	407.1	1998
10.	401.0	2005

Strikeouts

1.	424	2002
2.	415	1999
3.	407	2022
4.	401	2004
5.	385	2008
6.	384	2013
7.	380	2023
8.	377	2018
9.	375	2006
10.	370	2000

Strikeouts/7 IP

1.	9.34 (380.2 IP)	2022
2.	7.48 (359.1 IP)	2013
3.	6.94 (383.0 IP)	2023
4.	6.86 (409.1 IP)	2004
5.	6.80 (388.1 IP)	2018
6.	6.75 (375.1 IP)	2019
7.	6.67 (364.1 IP)	2025
8.	6.27 (418.2 IP)	2006
9.	6.24 (475.2 IP)	2002
10.	6.18 (436.0 IP)	2008

Walks Allowed

1.	315	2016
2.	206	2014
3.	198	2009
4.	195	2015
5.	178	2025
6.	166	2004
7.	161	2003
8.	154	2011
9.	153	2023
10.	152	2005

Fewest Walks Allowed

1.	73	2019
2.	76	1997
3.	85	2001
4.	88	2021
	88	2018
6.	91	1998
7.	92	1999
8.	98	2007
9.	116	2022
	116	2017

Walks/7 IP

1.	1.22 (526.2 IP)	1999
2.	1.32 (449.1 IP)	2001
3.	1.36 (375.1 IP)	2019
4.	1.39 (382.1 IP)	1997
5.	1.56 (407.1 IP)	1998
6.	1.59 (388.1 IP)	2018
7.	1.63 (379.0 IP)	2021
8.	1.64 (417.1 IP)	2007
9.	1.76 (522.1 IP)	2000
10.	2.07 (436.0 IP)	2008

Batters Faced

1.	2201	2000
2.	2178	1999
3.	1947	2002
4.	1928	2008
5.	1880	2007
6.	1867	2016
7.	1849	2006
8.	1847	2005
9.	1795	2003
10.	1781	2001

Fielding Percentage

1.	.984 (1093-354-24)	2025
2.	.978 (1091-403-33)	2024
3.	.973 (1142-339-41)	2022
	.973 (1137-351-41)	2021
5.	.971 (1149-438-48)	2023
6.	.968 (1036-533-52)	2017
7.	.966 (1348-724-72)	2001
8.	.965 (1144-437-58)	2010
9.	.964 (1427-643-78)	2002
10.	.963 (1165-410-60)	2018
	.963 (1078-309-53)	2013

Putouts

1.	1579	1999
2.	1567	2000
3.	1427	2002
4.	1348	2001
5.	1308	2008
6.	1256	2006
7.	1252	2007
8.	1228	2004
9.	1222	1998
10.	1203	2005

Assists

1.	803	2000
2.	792	1999
3.	724	2001
4.	643	2002
5.	598	1997
6.	570	1998
7.	561	2003
8.	533	2017
9.	518	2016
10.	491	2004

Errors

1.	134	1997
2.	126	2000
3.	121	1998
4.	106	1999
5.	90	2007
6.	87	2019
7.	84	2004
8.	82	2008
9.	78	2011
	78	2002

Double Plays

1.	30	1999
2.	28	2001
3.	27	2024
4.	25	2016
5.	24	2023
	24	2004
7.	23	2009
8.	22	2003
	22	2025
10.	21	2014

Batting Average

1997	Kim Bryant	.326
1998	Dana Gulick	.312
1999	Dana Gulick	.311
2000	Brett Erickson	.352
2001	Danica White	.313
2002	Blaire Perry	.310
2003	Kim Eiben	.345
2004	Rachel LeMaster	.298
2005	Rachel LeMaster	.363
2006	Blaire Perry	.301
2007	Jessica Bachkora	.291
2008	Kayla Johnson	.338
2009	Whitney Cloer	.335
2010	Jessica Bachkora	.373
2011	Becca Carden	.335
2012	Devon Wallace	.367
2013	Stephanie Canfield	.381
2014	Clarisa Navarro	.353
2015	Devon Wallace	.354
2016	Ashley Diaz	.331
2017	Autumn Russell	.349
2018	Hannah McEwen	.339
2019	Hannah McEwen	.386
2020	Hannah McEwen	.418
2021	Braxton Burnside	.357
2022	Danielle Gibson	.445
2023	Reagan Johnson	.378
2024	Reagan Johnson	.380
2025	Bri Ellis	.440

Slugging Percentage

1997	Kim Bryant	.418
1998	Sheri Wahrmund	.364
1999	Jennifer Cirigliano	.407
2000	Brett Erickson	.467
2001	Julie Young	.405
2002	Cortney Mitchell	.497
2003	Kim Eiben	.476
2004	Kallie Foglesong	.329
2005	Rachel LeMaster	.403
2006	Dayna Huckabee	.415
2007	Whitney Cloer	.438
2008	Miranda Dixon	.623
2009	Whitney Cloer	.438
2010	Jessica Bachkora	.740
2011	Becca Carden	.551
2012	Devon Wallace	.733
2013	Devon Wallace	.768
2014	Devon Wallace	.653
2015	Devon Wallace	.542
2016	Ashley Diaz	.575
2017	Nicole Schroeder	.767
2018	Hannah McEwen	.582
2019	Danielle Gibson	.640
2020	Braxton Burnside	.620
2021	Braxton Burnside	.892
2022	Linnie Malkin	.870
2023	Rylin Hedgecock	.774
2024	Bri Ellis	.651
2025	Bri Ellis	1.090

On-Base Percentage

1997	Kim Bryant	.375
1998	Jennifer Cirigliano	.373
1999	Jennifer Cirigliano	.368
2000	Brett Erickson	.406
2001	Danica White	.367
2002	Cortney Mitchell	.364
2003	Kim Eiben	.405
2004	Rachel LeMaster	.333
2005	Rachel LeMaster	.399
2006	Mindy O'Malley	.327
2007	Jessica Bachkora	.338
2008	Miranda Dixon	.427
2009	Whitney Cloer	.412
2010	Jessica Bachkora	.500
2011	Courtney Breault	.397
2012	Devon Wallace	.548
2013	Devon Wallace	.627
2014	Devon Wallace	.534
2015	Devon Wallace	.516
2016	Shelby Hiers	.388
2017	Nicole Schroeder	.467
2018	Hannah McEwen	.411
2019	Hannah McEwen	.425
2020	Hannah McEwen	.565
2021	Braxton Burnside	.507
2022	Hannah Gammill	.513
2023	Rylin Hedgecock	.459
2024	Bri Ellis	.444
2025	Bri Ellis	.639

At-Bats

1997	Jennifer Cirigliano	175
	Brett Erickson	175
1998	Dana Gulick	186
1999	Dana Gulick	235
2000	Erin Stokey	231
2001	Danica White	192
2002	Blaire Perry	216
2003	Kim Eiben	168
2004	Mindy O'Malley	161
2005	Rachel LeMaster	201
2006	Mindy O'Malley	180
2007	Rachel LeMaster	211
2008	Kayla Johnson	210
2009	Jessica Bachkora	178
2010	Jessica Bachkora	177
2011	Becca Carden	158
2012	Clarisa Navarro	184
2013	Clarisa Navarro	175
2014	Stephanie Canfield	181
2015	Stephanie Canfield	150
2016	Autumn Russell	167
2017	Autumn Russell	166
2018	Autumn Buczek	204
2019	Hannah McEwen	189
2020	Braxton Burnside	79
2021	Danielle Gibson	172
2022	Hannah McEwen	186
2023	Reagan Johnson	209
2024	Reagan Johnson	192
2025	Reagan Johnson	205

Runs Scored

1997	Augrista Belford	19
1998	Dana Gulick	35
1999	Dana Gulick	39
2000	Dana Gulick	37
2001	Cortney Mitchell	18
	Danica White	18
2002	Cortney Mitchell	26
2003	Julie Young	23
2004	Blaire Perry	19
2005	Mindy O'Malley	32
2006	Mindy O'Malley	27
2007	Jessica Bachkora	30
2008	Kayla Johnson	53
2009	Jessica Bachkora	32
	Kayla Johnson	32
2010	Jessica Bachkora	62
2011	Becca Carden	24
2012	Devon Wallace	39
2013	Devon Wallace	55
2014	Devon Wallace	53
2015	Devon Wallace	37
2016	Shelby Hiers	28
	Autumn Russell	28
2017	Shelby Hiers	36
2018	Hannah McEwen	45
2019	Hannah McEwen	43
2020	Hannah McEwen	27
2021	Braxton Burnside	51
2022	KB Sides	67
2023	Reagan Johnson	47
2024	Bri Ellis	36
2025	Bri Ellis	68

Hits

1997	Jennifer Cirigliano	57
1998	Dana Gulick	58
1999	Dana Gulick	73
2000	Brett Erickson	80
2001	Danica White	60
2002	Blaire Perry	67
2003	Kim Eiben	58
2004	Rachel LeMaster	45
2005	Rachel LeMaster	73
2006	Blaire Perry	50
2007	Jessica Bachkora	58
2008	Kayla Johnson	71
2009	Whitney Cloer	54
2010	Jessica Bachkora	66
2011	Becca Carden	53
2012	Clarisa Navarro	62
2013	Stephanie Canfield	56
	Clarisa Navarro	56
2014	Stephanie Canfield	63
2015	Devon Wallace	51
2016	Ashley Diaz	53
2017	Autumn Russell	58
2018	Autumn Buczek	64
	Hannah McEwen	64
2019	Hannah McEwen	73
2020	Hannah McEwen	31
2021	Danielle Gibson	61
2022	Danielle Gibson	81
2023	Reagan Johnson	79
2024	Reagan Johnson	73
2025	Reagan Johnson	72

Doubles

1997	Jennifer Cirigliano	11
1998	Aly Sartini	10
1999	Jennifer Cirigliano	12
	Brett Erickson	12
2000	Brett Erickson	21
2001	Cortney Mitchell	10
2002	Cortney Michell	12
2003	Kim Eiben	14
2004	Kallie Foglesong	7
	Candice Swan	7
2005	Kallie Foglesong	12
2006	Dayna Huckabee	10
2007	Jessica Bachkora	10
2008	Miranda Dixon	15
2009	Whitney Cloer	13
2010	Jessica Bachkora	18
2011	Becca Carden	10
2012	Clarisa Navarro	11
2013	Clarisa Navarro	11
2014	Clarisa Navarro	12
2015	Kasey Fagan	8
2016	Nicole Schroeder	8
2017	A.J. Belans	12
2018	Kayla Green	12
2019	Hannah McEwen	12
2020	Hannah McEwen	6
2021	Danielle Gibson	16
2022	Taylor Ellsworth	14
	Danielle Gibson	14
2023	Kacie Hoffman	11
2024	Cylie Halvorson	11
2025	Kailey Wyckoff	15

Triples

1997	Kim Bryant	4
1998	Sheri Wahrmund	4
1999	Sheri Wahrmund	4
2000	Danica White	3
2001	Cortney Mitchell	3
2002	Danica White	4
2003	Candice Swan	2
	Julie Young	2
2004	Blaire Perry	2
2005	Rachel LeMaster	3
	Mindy O'Malley	3
2006	Dayna Huckabee	3
2007	Jessica Bachkora	5
2008	Dayna Huckabee	4
2009	Three tied	2
2010	Four tied	1
2011	Becca Carden	3
2012	Three tied	2
2013	Chloe Oprzedek	3
2014	Stephanie Canfield	4
2015	Stephanie Canfield	4
2016	Stephanie Canfield	3
2017	Three tied	2
2018	Autumn Buczek	4
2019	Five Tied	1
2020	Kayla Green	1
	Keely Huffine	1
2021	Ryan Jackson	2
2022	KB Sides	3
2023	Reagan Johnson	4
2024	Four Tied	2
2025	Three Tied	2

Home Runs

1997	Lisa Flores	5
1998	Jennifer Cirigliano	1
	Sheri Wahrmund	1
1999	Jennifer Cirigliano	5
2000	Jennifer Cirigliano	5
2001	Julie Young	3
2002	Cortney Mitchell	7
2003	Julie Young	5
2004	Kallie Foglesong	4
2005	Barbara-Jean Southmayd	4
2006	Shana Easley	5
2007	Miranda Dixon	7
2008	Sandra Smith	14
2009	Miranda Dixon	11
2010	Jessica Bachkora	15
2011	Becca Carden	6
2012	Devon Wallace	15
2013	Devon Wallace	13
2014	Devon Wallace	12
2015	Devon Wallace	7

2016	Ashley Diaz	12
2017	Nicole Schroeder	17
2018	Hannah McEwen	12
2019	Danielle Gibson	12
2020	Linnie Malkin	6
2021	Braxton Burnside	25
2022	Linnie Malkin	22
2023	Rylin Hedgecock	21
2024	Bri Ellis	14
2025	Bri Ellis	26

RBI

1997	Jennifer Cirigliano	21
	Lisa Flores	21
1998	Jennifer Cirigliano	30
1999	Jennifer Cirigliano	33
2000	Jennifer Cirigliano	36
2001	Danica White	20
2002	Julie Young	25
2003	Julie Young	25
2004	Kallie Foglesong	15
2005	Kallie Foglesong	31
2006	Dayna Huckabee	25
2007	Dayna Huckabee	26
2008	Miranda Dixon	47
2009	Miranda Dixon	40
2010	Sandra Smith	50
2011	Becca Carden	24
2012	Devon Wallace	38
2013	Clarisa Navarro	39
2014	Kasey Fagan	46
2015	Devon Wallace	26
2016	Ashley Diaz	41
2017	Nicole Schroeder	49
2018	Hannah McEwen	57
2019	Ashley Diaz	48
2020	Linnie Malkin	24
2021	Braxton Burnside	54
2022	Danielle Gibson	70
2023	Rylin Hedgecock	62
2024	Bri Ellis	47
2025	Bri Ellis	72

Total Bases

1997	Jennifer Cirigliano	71
1998	Jennifer Cirigliano	63
1999	Dana Gulick	83
2000	Brett Erickson	106
2001	Danica White	72
2002	Cortney Mitchell	81
2003	Kim Eiben	80
2004	Kallie Foglesong	50
2005	Rachel LeMaster	81
2006	Shana Easley	64
2007	Jessica Bachkora	78
2008	Miranda Dixon	114
2009	Whitney Cloer	101
2010	Jessica Bachkora	131
2011	Becca Carden	87
2012	Devon Wallace	110
2013	Devon Wallace	96
2014	Devon Wallace	94
2015	Devon Wallace	78
2016	Ashley Diaz	92
2017	Nicole Schroeder	112
2018	Hannah McEwen	110
2019	Danielle Gibson	110
2020	Braxton Burnside	49
2021	Braxton Burnside	140
2022	Danielle Gibson	155
2023	Rylin Hedgecock	127
2024	Bri Ellis	97
2025	Bri Ellis	146

Walks

1997	Brett Erickson	12
1998	Aly Sartini	19
1999	Danica White	28
2000	Jennifer Cirigliano	22
2001	Danica White	15
2002	Danica White	20
2003	Ruth Atkins	15
2004	Barbara-Jean Southmayd	16
2005	Barbara-Jean Southmayd	16
2006	Kayla Johnson	18
2007	Samantha Buckner	12
	Kayla Johnson	12
2008	Sandra Smith	32
2009	Sandra Smith	26
2010	Miranda Dixon	41
2011	Courtney Breault	23
2012	Devon Wallace	53
2013	Devon Wallace	79
2014	Devon Wallace	58
2015	Devon Wallace	45
2016	Nicole Schroeder	19
	Madison Yannetti	19
2017	Shelby Hiers	37
2018	Hannah McEwen	22
2019	Kayla Green	24
2020	Hannah McEwen	19
2021	Braxton Burnside	41
2022	KB Sides	45
2023	Raigan Kramer	39
2024	Raigan Kramer	32
2025	Bri Ellis	69

Hit By Pitch

1997	Lisa Flores	4
	Aly Sartini	4
1998	Jennifer Cirigliano	9
1999	Brett Erickson	8
2000	Jennifer Cirigliano	8
2001	Stephanie Hunter	6
2002	Kim Eiben	16
2003	Kim Eiben	11
2004	Ashley Carter	5
	Kallie Foglesong	5
2005	Kallie Foglesong	13
2006	Mindy O'Malley	5
2007	Jessica Bachkora	5
2008	Miranda Dixon	11
2009	Amie Hubbard	5
2010	Jessica Bachkora	8
	Jessica Waddle	8
2011	Courtney Breault	3
2012	Devon Wallace	7
2013	Devon Wallace	7
2014	Parker Pocklington	9
2015	Jessica "Reggie" Harrison	4
2016	Shelby Hiers	8
2017	Shelby Hiers	5
2018	Kayla Green	9
2019	Nicole Duncan	17
2020	Ryan Jackson	11
2021	Hannah Gammill	8
	Ryan Jackson	8
2022	Hannah Gammill	20
2023	Hannah Gammill	10
	Kacie Hoffman	10
2024	Hannah Gammill	10
2025	Bri Ellis	12

Strikeouts

1997	Kim Bryant	30
1998	Tammy Kincaid	31
1999	Elizabeth Landgraf	46
2000	Jennifer Cirigliano	37
2001	Lauren Hendrix	30
2002	Julie Young	28
2003	Barbara-Jean Southmayd	30
2004	Kristen Patton	57
2005	Dayna Huckabee	55
2006	Shana Easley	60
2007	Dayna Huckabee	57
2008	Dayna Huckabee	53
2009	Tori Mort	43
2010	Brittany Robison	43
2011	Jayme Gee	39
	Jennifer Rambo	39
2012	Jayme Gee	37
2013	Nicole Schroeder	42
2014	Devon Wallace	26
2015	Nicole Schroeder	31
2016	Nicole Schroeder	45
2017	Shelby Hiers	41
2018	Haydi Bugarin	30
	Kayla Green	30
2019	Nicole Duncan	44
2020	Linnie Malkin	17
2021	Linnie Malkin	38
2022	Hannah Gammill	31
2023	Cylie Halvorson	42
2024	Hannah Gammill	27
2025	Kailey Wyckoff	32

Stolen Bases

1997	Crystal Robinson	7
1998	Dana Gulick	17
1999	Dana Gulick	33
2000	Dana Gulick	17
2001	Stephanie Hunter	8
2002	Blaire Perry	20
2003	Blaire Perry	10
2004	Allie Benish	13
	Blaire Perry	13
2005	Rachel LeMaster	27
2006	Rachel LeMaster	19
2007	Rachel LeMaster	22
2008	Jessica Bachkora	15
2009	Jessica Bachkora	18
2010	Jessica Bachkora	8
2011	Becca Carden	10
2012	Ashley Martindale	5
	Clarisa Navarro	5
2013	Ashley Martindale	15
2014	Stephanie Canfield	10
2015	Stephanie Canfield	16
2016	Autumn Russell	12
2017	Autumn Russell	9
2018	Autumn Buczek	9
2019	Sydney Parr	5
2020	Sydney Parr	5
2021	Hannah McEwen	1
	Keely Huffine	1
	Sam Torres	1
2022	KB Sides	28
2023	Reagan Johnson	18
2024	Reagan Johnson	12
2025	Reagan Johnson	20



Earned Run Average

1997	Tammy Kincaid	2.94
1998	Tammy Kincaid	1.72
1999	Tammy Kincaid	1.38
2000	Rachel Talley	1.26
2001	Heather Schlichtman	0.93
2002	Valanna Lyons	1.21
2003	Heather Schlichtman	2.51
2004	Heather Schlichtman	1.63
2005	Katy Henry	3.74
2006	Katy Henry	2.44
2007	Miranda Dixon	3.07
2008	Miranda Dixon	2.30
2009	Miranda Dixon	4.13
2010	Hope McLemore	3.01
2011	Kim Jones	4.19
2012	Chelsea Cohen	3.32
2013	Kimmy Beasley	2.61
2014	Grace Moll	3.84
2015	Sydney Wright	4.25
2016	Grace Moll	5.41
2017	Autumn Storms	2.28
2018	Mary Haff	1.51
2019	Autumn Storms	1.63
2020	Autumn Storms	1.16
2021	Mary Haff	1.55
2022	Chenise Delce	2.12
2023	Chenise Delce	2.02
2024	Robyn Herron	1.62
2025	Payton Burnham	2.62

Opponent Batting Average

1997	Tammy Kincaid	.255
1998	Tammy Kincaid	.239
1999	Tammy Kincaid	.224
2000	Tammy Kincaid	.217
2001	Heather Schlichtman	.188
2002	Heather Schlichtman	.190
2003	Heather Schlichtman	.228
2004	Heather Schlichtman	.198
2005	Katy Henry	.290
2006	Katy Henry	.240
2007	Miranda Dixon	.275
2008	Miranda Dixon	.236
2009	Kim Jones	.281
2010	Hope McLemore	.256
2011	Kim Jones	.293
2012	Kimmy Beasley	.272
2013	Kimmy Beasley	.215
2014	Grace Moll	.278
2015	Sydney Wright	.299
2016	Grace Moll	.288
2017	Autumn Storms	.260
2018	Mary Haff	.157
2019	Mary Haff	.190
2020	Jenna Bloom	.208
2021	Mary Haff	.192
2022	Chenise Delce	.220
	Mary Haff	.220
2023	Robyn Herron	.175
2024	Robyn Herron	.171
2025	Robyn Herron	.195

Wins

1997	Tammy Kincaid	13
1998	Tammy Kincaid	13
1999	Tammy Kincaid	22
2000	Tammy Kincaid	24
2001	Heather Schlichtman	26
2002	Heather Schlichtman	19
2003	Heather Schlichtman	13
2004	Heather Schlichtman	15
2005	Katy Henry	7
	Valanna Lyons	7
2006	Katy Henry	15
2007	Katy Henry	14
2008	Katy Henry	20
2009	Miranda Dixon	17
2010	Hope McLemore	14
2011	Kim Jones	4
	Hope McLemore	4
2012	Chelsea Cohen	14
2013	Chelsea Cohen	13
2014	Grace Moll	10
2015	Sydney Wright	10
2016	Grace Moll	12
2017	Autumn Storms	16
2018	Mary Haff	29
2019	Autumn Storms	20
2020	Autumn Storms	11
2021	Mary Haff	26
2022	Mary Haff	20
2023	Chenise Delce	21
2024	Morgan Leinstock	13
2025	Robyn Herron	18

Saves

1997	None	0
1998	Tammy Kincaid	2
1999	Jennifer Bottoms	3
2000	Tammy Kincaid	5
2001	Rachel Talley	4
2002	Rachel Talley	3
2003	Valanna Lyons	2
2004	Heather Schlichtman	1
2005	Sarah Topham	3
2006	Katy Henry	4
2007	Katy Henry	2
2008	Miranda Dixon	2
	Katy Henry	2
2009	Miranda Dixon	4
2010	Hope McLemore	3
2011	Kim Jones	1
2012	Chelsea Cohen	2
2013	Kimmy Beasley	2
	Hope McLemore	2
2014	None	0
2015	Haley Meinen	1
	Sydney Wright	1
2016	Grace Moll	1
2017	Autumn Storms	2
2018	Mary Haff	2
	Autumn Storms	2
2019	Mary Haff	5
2020	Jenna Bloom	3
2021	Mary Haff	5
2022	Chenise Delce	3
2023	Chenise Delce	4
2024	Morgan Leinstock	2
2025	Three Tied	3

Appearances

1997	Tammy Kincaid	48
1998	Tammy Kincaid	43
1999	Tammy Kincaid	44
2000	Tammy Kincaid	51
2001	Heather Schlichtman	47
2002	Heather Schlichtman	41
2003	Heather Schlichtman	37
2004	Heather Schlichtman	44
2005	Katy Henry	40
2006	Katy Henry	43
2007	Katy Henry	51
2008	Katy Henry	46
2009	Miranda Dixon	39
2010	Hope McLemore	35
2011	Kim Jones	30
2012	Chelsea Cohen	41
2013	Chelsea Cohen	33
2014	Grace Moll	30
2015	Sydney Wright	44
2016	Grace Moll	46
2017	Autumn Storms	38
2018	Mary Haff	45
2019	Autumn Storms	43
2020	Autumn Storms	17
2021	Mary Haff	40
2022	Chenise Delce	37
2023	Chenise Delce	39
2024	Morgan Leinstock	34
2025	Robyn Herron	34

Games Started

1997	Tammy Kincaid	45
1998	Tammy Kincaid	34
1999	Tammy Kincaid	31
2000	Rachel Talley	32
2001	Heather Schlichtman	34
2002	Heather Schlichtman	32
2003	Heather Schlichtman	29
2004	Heather Schlichtman	34
2005	Katy Henry	24
2006	Katy Henry	29
2007	Katy Henry	32
2008	Katy Henry	33
2009	Miranda Dixon	29
2010	Hope McLemore	25
2011	Kim Jones	25
2012	Chelsea Cohen	28
2013	Chelsea Cohen	22
2014	Grace Moll	19
2015	Sydney Wright	22
2016	Grace Moll	43
2017	Autumn Storms	33
2018	Mary Haff	31
2019	Autumn Storms	32
2020	Autumn Storms	5
2021	Mary Haff	25
2022	Chenise Delce	24
2023	Chenise Delce	24
2024	Robyn Herron	19
	Morgan Leinstock	19
2025	Robyn Herron	24

Complete Games

1997	Tammy Kincaid	44
1998	Tammy Kincaid	30
1999	Tammy Kincaid	21
2000	Tammy Kincaid	21
2001	Heather Schlichtman	27
2002	Heather Schlichtman	22
2003	Heather Schlichtman	18
2004	Heather Schlichtman	27
2005	Katy Henry	11
2006	Katy Henry	18
2007	Katy Henry	21
2008	Katy Henry	20
2009	Miranda Dixon	16
2010	Hope McLemore	12
2011	Kim Jones	10
2012	Chelsea Cohen	17
2013	Chelsea Cohen	11
2014	Grace Moll	7
2015	Sydney Wright	8
2016	Grace Moll	25
2017	Autumn Storms	13
2018	Mary Haff	19
2019	Mary Haff	15
2020	Autumn Storms	5
2021	Mary Haff	15
2022	Chenise Delce	14
2023	Chenise Delce	17
2024	Robyn Herron	10
2025	Robyn Herron	11

Shutouts

1997	Tammy Kincaid	1
1998	Jennifer Bottoms	4
1999	Tammy Kincaid	8
2000	Tammy Kincaid	7
2001	Heather Schlichtman	11
2002	Heather Schlichtman	9
2003	Blaire Perry	1
	Valanna Lyons	1
2004	Heather Schlichtman	6
2005	Valanna Lyons	1
2006	Katy Henry	5
2007	Katy Henry	7
2008	Katy Henry	3
2009	Miranda Dixon	3
	Kim Jones	3
2010	Hope McLemore	4
2011	Kim Jones	2
2012	Chelsea Cohen	3
2013	Kimmy Beasley	2
	Chelsea Cohen	2
2014	Grace Moll	3
2015	Sydney Wright	2
2016	Grace Moll	1
2017	Grace Moll	2
2018	Mary Haff	11
2019	Mary Haff	7
2020	Autumn Storms	1
	Jenna Bloom	1
2021	Mary Haff	5
2022	Chenise Delce	5
2023	Chenise Delce	6
2024	Robyn Herron	5
2025	Robyn Herron	4
	Payton Burnham	4

Innings Pitched

1997	Tammy Kincaid	309.2
1998	Tammy Kincaid	253.0
1999	Tammy Kincaid	244.1
2000	Tammy Kincaid	244.1
2001	Heather Schlichtman	256.2
2002	Heather Schlichtman	212.2
2003	Heather Schlichtman	195.1
2004	Heather Schlichtman	266.0

2005	Katy Henry	149.2
2006	Katy Henry	218.1
2007	Katy Henry	230.1
2008	Katy Henry	222.1
2009	Miranda Dixon	184.2
2010	Hope McLemore	153.2
2011	Kim Jones	132.0
2012	Chelsea Cohen	196.1
2013	Chelsea Cohen	131.2
2014	Grace Moll	109.1
2015	Sydney Wright	155.0
2016	Grace Moll	244.2
2017	Autumn Storms	172.0
2018	Mary Haff	213.1
2019	Autumn Storms	201.2
2020	Autumn Storms	72.2
2021	Mary Haff	198.1
2022	Chenise Delce	151.2
2023	Chenise Delce	180.1
2024	Morgan Leinstock	140.2
2025	Robyn Herron	144.0

Strikeouts

1997	Tammy Kincaid	200
1998	Tammy Kincaid	178
1999	Tammy Kincaid	193
2000	Tammy Kincaid	174
2001	Heather Schlichtman	203
2002	Heather Schlichtman	200
2003	Heather Schlichtman	178
2004	Heather Schlichtman	305
2005	Katy Henry	124
2006	Katy Henry	219
2007	Katy Henry	224
2008	Katy Henry	189
2009	Miranda Dixon	139
2010	Hope McLemore	140
2011	Kim Jones	109
2012	Chelsea Cohen	101
2013	Kimmy Beasley	171
2014	Grace Moll	71
2015	Sydney Wright	74
2016	Grace Moll	185
2017	Autumn Storms	96
2018	Mary Haff	249
2019	Mary Haff	180
2020	Jenna Bloom	68
2021	Mary Haff	198
2022	Chenise Delce	188
2023	Chenise Delce	193
2024	Robyn Herron	143
2025	Robyn Herron	160

Walks

1997	Tammy Kincaid	54
1998	Tammy Kincaid	54
1999	Tammy Kincaid	34
2000	Tammy Kincaid	68
2001	Heather Schlichtman	48
2002	Heather Schlichtman	79
2003	Valanna Lyons	74
2004	Heather Schlichtman	79
2005	Valanna Lyons	51
2006	Blaire Perry	54
2007	Katy Henry	57
2008	Katy Henry	62
2009	Kim Jones	93
2010	Hope McLemore	56
2011	Kim Jones	56
2012	Chelsea Cohen	62
2013	Chelsea Cohen	56
2014	Grace Moll	63
2015	Sydney Wright	68
2016	Grace Moll	214
2017	Grace Moll	53
2018	Mary Haff	44
2019	Mary Haff	32
2020	Mary Haff	11
2021	Mary Haff	39
2022	Chenise Delce	35
2023	Chenise Delce	55
2024	Robyn Herron	43
2025	Robyn Herron	74

Batters Faced

1997	Tammy Kincaid	1372
1998	Tammy Kincaid	1088
1999	Tammy Kincaid	985
2000	Tammy Kincaid	1029
2001	Heather Schlichtman	1003
2002	Heather Schlichtman	868
2003	Heather Schlichtman	845
2004	Heather Schlichtman	1083
2005	Katy Henry	654
2006	Katy Henry	924
2007	Katy Henry	1007
2008	Katy Henry	968
2009	Miranda Dixon	873
2010	Hope McLemore	676
2011	Kim Jones	637
2012	Chelsea Cohen	881
2013	Chelsea Cohen	588
2014	Grace Moll	531
2015	Sydney Wright	739
2016	Grace Moll	1251
2017	Autumn Storms	749
2018	Mary Haff	827
2019	Autumn Storms	880
2020	Autumn Storms	295
2021	Mary Haff	786
2022	Chenise Delce	631
2023	Chenise Delce	746
2024	Morgan Leinstock	589
2025	Robyn Herron	618

Putouts

1997	Kim Bryant	327
1998	Kristina Hightower	404
1999	Jennifer Cirigliano	552
2000	Kim Eiben	471
2001	Jennifer Bottoms	450
2002	Kim Eiben	511
2003	Kim Eiben	416
2004	Shana Easley	419
2005	Shana Easley	326
2006	Shana Easley	283
2007	Samantha Buckner	361
2008	Samantha Buckner	382
2009	Sandra Smith	372
2010	Jessica Waddle	211
2011	Jayme Gee	242
2012	Jayme Gee	225
2013	Jayme Gee	395
2014	Devon Wallace	255
2015	Devon Wallace	298
2016	Ashley Diaz	291
2017	Ashley Diaz	454
2018	Kayla Green	393
2019	Kayla Green	334
2020	Danielle Gibson	154
2021	Kayla Green	352
2022	Taylor Ellsworth	402
2023	Cylie Halvorson	406
2024	Bri Ellis	359
2025	Bri Ellis	268

Assists

1997	Brett Erickson	156
1998	Aly Sartini	110
1999	Tiffany Woolley	177
2000	Brett Erickson	154
2001	Cortney Mitchell	140
2002	Tiffany Woolley	153
2003	Blaire Perry	115
2004	Mindy O'Malley	100
2005	Ashley Carter	93
2006	Dayna Huckabee	77
2007	Dayna Huckabee	106
2008	Dayna Huckabee	100
	Sandra Smith	100
2009	Amie Hubbard	123
2010	Brittany Griffiths	99
2011	Chloe Oprzedek	98
2012	Clarisa Navarro	124
2013	Chloe Oprzedek	78
2014	Clarisa Navarro	105
2015	Jessica "Reggie" Harrison	121
2016	Madison Yannetti	131
2017	Autumn Russell	134
2018	Autumn Buczek	135
2019	Haydi Bugarin	122
2020	Braxton Burnside	43
2021	Braxton Burnside	84
2022	Hannah Gammill	74
2023	Atalyia Rijo	115
2024	Cylie Halvorson	102
2025	Karlie Davison	105

Errors

1997	Brett Erickson	30
	Aly Sartini	30
1998	Aly Sartini	27
1999	Tiffany Woolley	25
2000	Tiffany Woolley	26
2001	Nicole Deeter	12
2002	Cortney Mitchell	21
2003	Blaire Perry	12
2004	Rachel LeMaster	16
2005	Dayna Huckabee	14
2006	Kayla Johnson	19
2007	Miranda Dixon	15
	Kayla Johnson	15
2008	Dayna Huckabee	20
2009	Amie Hubbard	13
2010	Brittany Griffiths	19
2011	Chloe Oprzedek	14
2012	Clarisa Navarro	14
2013	Clarisa Navarro	16
2014	Chloe Oprzedek	15
2015	Jessica "Reggie" Harrison	16
2016	Madison Yannetti	14
2017	A.J. Belans	16
2018	Haydi Bugarin	14
2019	Haydi Bugarin	18
2020	Keely Huffine	8
2021	Braxton Burnside	14
2022	Cally Kildow	6
2023	Atalyia Rijo	11
2024	Lauren Camenzind	8
2025	Atalyia Rijo	5

BRI ELLIS

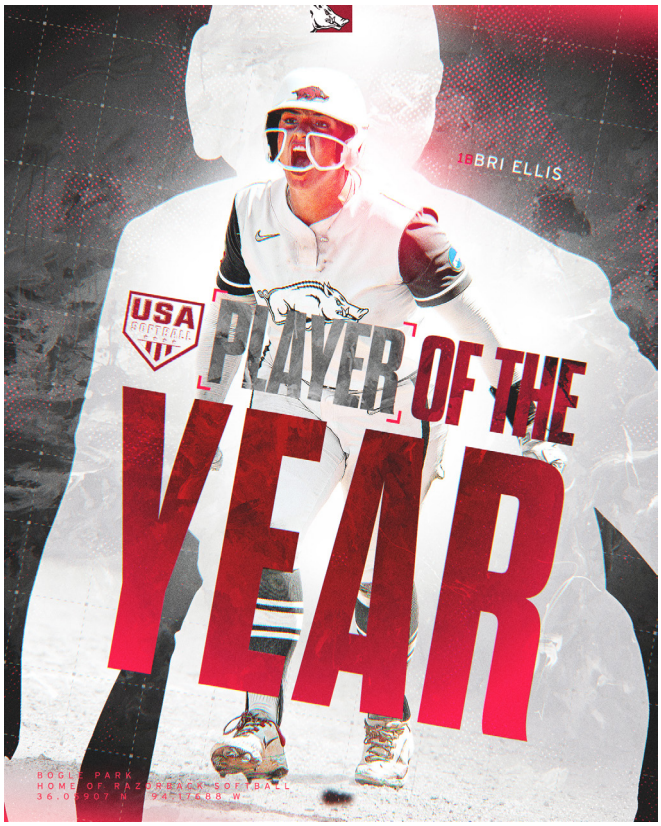

2025 Stats

AVG	AB	R	H	2B	3B	HR	RBI	TB	SLG	BB	HP	SO	GDP	OBP	SF	SH	SB	PO	A	E	FLD
.440	134	68	59	9	0	26	72	146	1.090	69	12	15	0	.639	4	0	3	329	9	4	.988

Arkansas Softball senior first baseman Bri Ellis made history on May 27, 2025 when she was named the 2025 USA Softball Collegiate Player of the Year during the Women's College World Series Banquet at Science Museum Oklahoma.

"This award means so much to softball history and to be cemented into softball history forever is unreal," Ellis said. "It means so much and I'm super proud of myself and my team. I thank them for helping me because there are no individual awards without team success. All of my coaches were super important in my process and I will thank them until the day I die," she added.

Ellis became the first Razorback to win the award and just the fifth position player to earn the honor since the award's inception in 2002, joining Stacey Nuveman (UCLA, 2002), Ashley Hansen (Stanford, 2011), Sierra Romero (Michigan, 2016) and Jocelyn Alo (Oklahoma, 2021-22). She is the third SEC player to win the award, alongside Lauren Haeger (Florida, 2015) and Monica Abbott (Tennessee, 2007).

The Houston, Texas, product put together one of the greatest offensive seasons in NCAA history. She batted .440 with 26 home runs, 72 RBI, 146 total bases, 69 walks, and 68 runs scored while posting a 1.090 slugging percentage, a .639 on-base percentage, and a 1.729 OPS. Her 26 homers, 72 RBI, 68 runs scored, 1.090 slugging percentage and .639 on-base percentage were single-season program records. She also tied the SEC single-season record with 26 round-trippers. Ellis finished the regular season ranked second nationally in home runs per game (0.51) and walks per game (1.42), becoming the first player to finish the regular season in the top two nationally in both categories since Jen Yee of Georgia Tech in 2010.

Through 58 games, Ellis homered once every 5.15 at-bats while walking once every 3.17 plate appearances. Her 1.729 OPS was the third-highest single-season mark nationally since the statistic was officially tracked in 2016. Ellis became just the sixth player in NCAA history to post a regular season batting average above .480 and hit 20+ home runs courtesy of a .487 batting average and 25 home runs.

In conference play, the right-handed slugger batted .397 with a league-leading 11 home runs and 29 RBI while drawing 27 walks and posting a .983 slugging percentage, .606 on-base percentage, and 1.589 OPS. Ellis reached base in 22 of the Hogs' 24 SEC games while registering nine multi-RBI games and seven multi-hit games. She finished league play on a 20-game reached base streak. Defensively, the first baseman posted a perfect 1.000 fielding percentage with 124 putouts and seven assists. Ellis did not commit a single error in 307 chances during SEC play in her two seasons at Arkansas. Her selections marked the second consecutive year that Ellis earned first-team and all-defensive honors.

Ellis was also named National Player of the Year by Softball America and SEC Player of the Year. Additionally, she was a First-Team All-SEC selection and was a SEC All-Defensive Team honoree.

The USA Softball Collegiate Player of the Year is voted on by coaching representatives of nine Division I Conferences in the 10 USA Softball Regions, members of the media who consistently cover Division I Softball across the country as well as past winners of the award. Along with Ellis, the Top 3 Finalists for the 2025 USA Softball Collegiate Player of the Year included Nebraska's 2025 Big Ten Pitcher and Player of the Year, Jordy Bahl, and Texas Tech's Big 12 Pitcher of the Year, NiJaree Canady.

2025 Accolades

- USA Softball Collegiate Player of the Year
- Softball America Player of the Year
- D1 Softball Player of the Year
- Unanimous First-Team NFCA All-American
- First-Team All-SEC
- SEC All-Defensive Team
- NFCA First-Team All-Central Region
- Softball America Top-100 Player
- Athletes Unlimited Softball League No. 2 Overall Pick
- D1 Softball National Player of the Week (Feb. 17, 2025)
- Softball America Star of the Week (April 8, 2025)
- SEC Player of the Week (Feb. 16, April 8, 2025)

Two-Time NFCA All-Americans

22 III *DANIELLE GIBSON*

2019-2022
1B
Murrieta, Calif.
Murrieta Valley HS / Arizona State

NFCA All-America Honors

- 2021 Second Team NFCA All-American - 1B
- 2022 First Team NFCA All-American - 1B

Career Stats

YEAR	AVG	AB	R	H	2B	3B	HR	RBI	TB	SLG	BB	HBP	SO	GDP	OBP	SF	SH	SB	PO	A	E	FLD
2018	.341	167	27	57	12	0	12	40	105	.629	20	1	19	0	.415	0	1	1	294	4	9	.971
2019	.349	172	33	60	12	1	12	45	110	.640	13	2	25	1	.397	2	0	0	70	7	2	.975
2020	.295	78	10	23	4	0	1	14	30	.385	7	2	9	0	.364	1	0	0	154	4	4	.975
2021	.355	172	32	61	16	1	15	51	124	.721	14	3	20	0	.408	2	0	0	316	12	2	.994
2022	.445	182	54	81	14	0	20	70	155	.852	16	5	18	1	.495	3	0	0	333	10	5	.986
TOTAL	.366	771	156	282	58	2	60	220	524	.680	70	13	91	2	.423	8	1	1	1167	37	22	.982

Danielle Gibson was the first Razorback to earn All-America status in multiple and consecutive seasons by being named a second-team selection at first base and a first-team selection at first base in 2021 and 2022, respectively.

As a senior in 2022, at the time, she set single-season school records in batting average (.445), hits (81), RBI (70) and total bases (155). She was named a Top 10 Finalist for USA Softball Collegiate Player of the Year to go along with NFCA First Team All-American, NFCA First Team All-South Region, First Team All-SEC, SEC All-Defensive Team, SEC Community Service Team and CoSIDA Second Team Academic All-America accolades.

Gibson also became the first player in program history to be named a finalist for the Honda Sport Award for Softball as a senior in 2022.

7 III *CHENISE DELCE*

2022-2023
RHP
Oklahoma City, Okla.
Carl Albert HS / Tulsa

NFCA All-America Honors

- 2022 Second Team NFCA All-American - P
- 2023 Second Team NFCA All-American - P

Career Stats

YEAR	ERA	W-L	APP	GS	CG	SHO	SV	IP	H	R	ER	BB	SO	2B	3B	HR	B/AVG	WP	HP	SFA	SHA
2019	1.63	15-6	26	23	10	5/1	0	141.2	107	43	33	43	124	18	1	10	-	7	12	15	2
2020	1.56	6-3	12	8	2	2/0	1	63.0	44	16	14	22	48	4	0	5	-	0	5	4	0
2021	3.30	8-6	19	16	4	2/2	1	89.0	86	49	42	26	107	14	3	14	-	1	9	6	0
2022	2.12	19-3	37	24	14	5/3	3	151.2	126	50	46	35	188	25	0	11	.220	11	14	1	7
2023	2.02	21-11	39	24	17	6/2	4	180.1	132	61	52	55	193	15	1	16	.200	14	17	4	10
TOTAL	2.09	69-29	133	95	47	20/8	9	625.2	495	219	187	181	660	76	5	56	-	33	57	42	7

Chenise Delce is the program's only pitcher and the second Razorback to be distinguished as a two-time All-American. Delce transferred to Arkansas for the final two seasons of her collegiate career after spending the 2019-2021 seasons at Tulsa.

Delce was a two-time All-SEC first-team selection and was named SEC Pitcher of the Year and SEC Tournament MVP in 2022 after posting a 19-3 overall record and leading the Hogs to the SEC regular season and tournament titles. She earned SEC Pitcher of the Week honors three times and was named Wilson National Pitcher of the Week on Feb. 28, 2023, in addition to being named an NFCA All-Region selection four times.

77 III *BRI ELLIS*

2024-2025
1B
Houston, Texas
Memorial HS / Auburn

NFCA All-America Honors

- 2024 Second Team NFCA All-American - 1B
- 2025 First Team NFCA All-American - 1B

Career Stats

YEAR	AVG	AB	R	H	2B	3B	HR	RBI	TB	SLG	BB	HBP	SO	GDP	OBP	SF	SH	SB	PO	A	E	FLD
2022	.302	149	32	45	8	1	20	49	115	.772	13	7	23	0	.378	3	0	2	251	11	3	.989
2023	.275	153	27	42	8	0	14	47	92	.601	32	7	37	0	.415	3	0	2	264	12	3	.989
2024	.322	149	36	48	7	0	14	47	97	.651	30	5	24	0	.444	3	0	1	359	12	4	.989
2025	.440	134	68	59	9	0	26	72	146	1.090	69	12	15	0	.639	4	0	3	329	9	4	.988
TOTAL	.332	585	163	194	32	1	74	215	450	.769	144	31	99	0	.477	13	0	8	1,203	44	14	.989

Bri Ellis was the first Razorback to earn National Player of the Year honors from multiple publications. She earned the 2025 USA Softball Collegiate Player of the Year Award in addition to being named National Player of the Year from both D1Softball and Softball America while also taking home SEC Player of the Year honors in 2025.

As a senior in 2025, the Houston, Texas, product put together one of the greatest offensive seasons in NCAA history. She batted .440 with 26 home runs, 72 RBI, 146 total bases, 69 walks, and 68 runs scored while posting a 1.090 slugging percentage, a .639 on-base percentage, and a 1.729 OPS. Her 26 homers, 72 RBI, 68 runs scored, 1.090 slugging percentage and .639 on-base percentage were single-season program records. She also tied the SEC single-season record with 26 round-trippers. Ellis finished the regular season ranked second nationally in home runs per game (0.51) and walks per game (1.42), becoming the first player to finish the regular season in the top two nationally in both categories since Jen Yee of Georgia Tech in 2010.

NFCA All-Americans

11 III *MIRANDA DIXON*

2007-2010
RHP/UTL
Edmond, Okla.
North HS

NFCA All-America Honors

- 2010 Third Team NFCA All-American - DP/UTL

Career Stats

YEAR	ERA	W-L	APP	GS	CG	SHO	SV	IP	H	R	ER	BB	SO	2B	3B	HR	B/AVG	WP	HP	SFA	SHA
2007	3.07	4-17	33	26	7	1/0	1	139.0	163	100	61	25	92	24	1	12	.275	16	5	6	15
2008	2.30	12-13	35	21	6	2/0	2	137.0	126	70	45	32	122	28	2	5	.236	16	5	5	2
2009	4.13	17-13	39	29	16	3/0	4	84.2	231	136	109	61	139	34	2	21	.306	17	23	5	3
2010	5.73	2-2	11	2	0	0/0	0	33.0	48	39	27	6	19	5	2	8	.329	1	3	3	6
TOTAL	4.30	35-45	118	78	29	6/0	7	393.2	568	345	242	124	372	91	7	46	-	50	36	19	26

YEAR	AVG	AB	R	H	2B	3B	HR	RBI	TB	SLG	BB	HBP	SO	GDP	OBP	SF	SH	SB	PO	A	E	FLD
2007	.263	175	17	46	3	0	7	16	70	.400	10	4	41	1	.317	0	1	0	9	20	15	.659
2008	.317	183	35	58	15	1	13	47	114	.623	25	11	38	2	.427	1	3	0	8	26	11	.756
2009	.240	146	19	35	8	0	11	40	76	.521	20	1	27	1	.331	2	2	0	2	32	8	.810
2010	.316	155	26	49	9	0	12	44	94	.606	41	5	23	1	.470	1	0	0	0	11	2	.846
TOTAL	.285	659	97	188	35	1	43	147	354	.537	96	21	129	5	.388	4	6	0	19	89	36	.750

Miranda Dixon became the Razorbacks' first NFCA All-America selection when she earned Third-Team Utility honors in 2010, after helping lead Arkansas to a 28-29 record while posting a .316 batting average with 12 home runs, nine doubles, 44 RBI and 94 total bases to go along with 41 walks and a .470 on-base percentage.

9 III *AUTUMN STORMS*

2017-2021
RHP
Temecula, Calif.
Great Oak HS

NFCA All-America Honors

- 2019 Second Team NFCA All-American - P

Career Stats

YEAR	ERA	W-L	APP	GS	CG	SHO	SV	IP	H	R	ER	BB	SO	2B	3B	HR	B/AVG	WP	HP	SFA	SHA
2017	2.28	16-15	38	33	13	1/3	2	172.0	174	81	56	35	96	21	2	10	.260	4	21	7	17
2018	2.67	12-10	37	27	6	3/1	2	152.1	161	74	58	33	113	15	2	10	.259	5	18	2	7
2019	1.63	20-9	43	32	15	4/1	2	201.2	189	96	47	29	172	28	2	10	.228	15	12	1	9
2020	1.16	11-3	17	12	5	1/2	0	72.2	62	21	12	12	61	8	0	4	.225	3	2	2	3
2021	1.42	7-2	23	16	5	2/4	4	83.2	63	32	17	14	62	8	2	5	.199	1	10	0	4
TOTAL	**1.99**	**67-39**	**158**	**120**	**44**	**11/11**	**9**	**682.1**	**649**	**304**	**194**	**123**	**504**	**80**	**8**	**39**	**.239**	**28**	**63**	**12**	**40**

Autumn Storms became the program's first pitcher to earn NFCA All-America honors when she garnered second-team recognition as a junior in 2019.

Storms led the Arkansas pitching staff with a 1.63 ERA while posting a 20-9 record with 172 strikeouts in 201.2 innings of work. She issued only 29 walks as a part of a staff that gave up a program-best 73 walks in 2019. Storms garnered Second-Team All-SEC honors in 2019 and 2021.

25 III *BRAXTON BURNSIDE*

2019-2021
SS
Paragould, Ark.
Paragould HS / Missouri

NFCA All-America Honors

- 2021 First Team NFCA All-American - SS

Career Stats

YEAR	AVG	AB	R	H	2B	3B	HR	RBI	TB	SLG	BB	HBP	SO	GDP	OBP	SF	SH	SB	PO	A	E	FLD
2017	.297	185	37	55	10	1	12	52	103	.557	9	0	25	0	.325	3	2	11	84	130	12	.947
2018	.275	160	11	44	10	1	3	28	65	.406	8	1	23	0	.306	4	0	4	82	146	16	.934
2019	*DNP (Sat out due to transfer)*																					
2020	.392	79	16	31	3	0	5	20	49	.620	7	5	9	0	.467	1	1	0	29	43	3	.960
2021	.357	157	51	56	9	0	25	54	140	.892	41	7	22	3	.507	0	0	0	75	84	14	.919
TOTAL	**.320**	**581**	**115**	**186**	**32**	**2**	**43**	**154**	**357**	**.614**	**65**	**13**	**79**	**3**	**.396**	**8**	**3**	**15**	**270**	**403**	**57**	**.937**

Braxton Burnside returned to her home state of Arkansas in the spring of 2019 after spending her freshman and sophomore seasons at Missouri. Following a COVID-shortened 2020 season in which she registered an impressive .392 batting average and drove in 20 runs in just 25 games, Burnside posted one of the greatest statistical seasons in program history as a senior in 2021. She started all 52 games at shortstop while hitting .357 with a then program record 25 home runs, nine doubles, and 54 RBI while walking 41 times and posting a .507 on-base percentage and .892 slugging percentage.

In addition to being a First-Team NFCA All-American, Burnside earned first-team All-SEC honors and was a USA Softball Collegiate Player of the Year Top 10 Finalist.

4 III *MARY HAFF*

2018-2022
RHP
Winter Haven, Fla.
Lake Region HS

NFCA All-America Honors

- 2021 First Team NFCA All-American - P

Career Stats

YEAR	ERA	W-L	APP	GS	CG	SHO	SV	IP	H	R	ER	BB	SO	2B	3B	HR	B/AVG	WP	HP	SFA	SHA
2018	1.51	29-7	45	31	19	11/1	2	213.1	118	53	46	44	249	16	1	20	.157	9	20	0	11
2019	1.88	18-11	41	26	11	7/0	5	160.1	112	63	43	32	180	19	1	14	.190	9	29	2	14
2020	1.89	4-1	13	6	1	0/1	1	37.0	32	15	10	11	40	4	2	6	.227	1	3	1	1
2021	1.55	26-7	40	25	15	5/2	5	198.1	138	54	44	39	198	14	1	18	.192	2	12	4	11
2022	2.69	20-5	36	22	8	4/2	2	148.1	123	70	57	34	154	25	3	22	.220	2	12	3	8
TOTAL	**1.85**	**95-31**	**175**	**110**	**54**	**27/6**	**15**	**757.1**	**523**	**255**	**200**	**160**	**821**	**78**	**8**	**80**	**.190**	**23**	**76**	**10**	**45**

Mary Haff earned First-Team NFCA All-America honors after a breakout redshirt-junior season in which she appeared in 40 games and made 25 starts, going 26-7 and earning five saves, with a 1.55 ERA and 198 strikeouts in 1981. innings of work. Haff was a USA Softball Collegiate Player of the Year Top 10 Finalist and CO-SEC Pitcher of the Year.

One of the greatest Razorbacks to ever step in the circle, Haff earned NFCA All-Region honors all four years it was awarded during her collegiate career, joining Devon Wallace as the only Razorback to accomplish the feat.

20 III *HANNAH GAMMILL*

2021-2024
3B
Beebe, Ark.
Beebe HS

NFCA All-America Honors

- 2022 First Team NFCA All-American - 3B

Career Stats

YEAR	AVG	AB	R	H	2B	3B	HR	RBI	TB	SLG	BB	HBP	SO	GDP	OBP	SF	SH	SB	PO	A	E	FLD
2021	.297	101	28	30	4	0	9	27	61	.604	22	8	15	0	.451	2	1	0	38	66	4	.963
2022	.374	155	50	58	9	0	18	49	121	.781	24	20	31	2	.513	0	0	0	61	74	5	.964
2023	.236	161	38	38	8	0	6	26	64	.398	33	10	29	1	.395	1	0	0	101	93	10	.951
2024	.216	139	26	30	4	0	12	37	70	.504	22	10	27	1	.354	4	2	0	41	101	2	.986
TOTAL	**.281**	**556**	**142**	**156**	**25**	**0**	**45**	**139**	**316**	**.568**	**101**	**48**	**102**	**4**	**.428**	**7**	**3**	**0**	**241**	**334**	**21**	**.965**

Hannah Gammill is just the second Arkansas native to earn All-America honors while playing for the Razorbacks alongside Braxton Burnside (2021). Gammill earned First-Team NFCA honors as a sophomore after starting all 59 games at third base and slashing .374/.781/.513 to go along with nine doubles, 18 home runs, 51 RBI, 121 total bases and 22 walks while leading the Hogs to a SEC regular season and tournament title.

In addition to earning All-America honors, she was named NFCA First-Team All-Region, First-Team All-SEC and All-Defensive SEC in 2022. Gammill also earned NFCA Second-Team All-Region honors in 2021 and was a two-time SEC All-Defensive Team selection.

22 III *LINNIE MALKIN*

2018-2022
DP/UT
Broomfield, Colo.
Broomfield HS

NFCA All-America Honors

- 2022 First Team NFCA All-American - DP/UT

Career Stats

YEAR	AVG	AB	R	H	2B	3B	HR	RBI	TB	SLG	BB	HBP	SO	GDP	OBP	SF	SH	SB	PO	A	E	FLD
2018	.279	43	8	12	2	0	3	8	23	.535	10	0	12	0	.415	0	0	0	3	0	0	1.000
2019	.293	41	2	12	3	0	1	9	18	.439	6	1	14	1	.396	0	0	0	0	1	1	.500
2020	.247	73	13	18	4	0	6	24	40	.548	7	4	17	2	.345	0	0	0	7	2	1	.900
2021	.265	170	29	45	5	0	18	45	104	.612	18	5	38	3	.352	0	0	0	19	1	0	1.000
2022	.384	146	32	56	5	0	22	68	127	.870	16	6	24	3	.464	0	0	0	3	0	0	1.000
TOTAL	**.302**	**473**	**84**	**143**	**19**	**0**	**50**	**154**	**312**	**.660**	**57**	**16**	**105**	**9**	**.396**	**0**	**0**	**0**	**32**	**4**	**2**	**.947**

Linnie Malkin earned First-Team NFCA All-America honors as a redshirt-senior in 2022 after batting .384 with 56 hits, five doubles, 22 home runs, 68 RBI, 127 total bases and 16 walks while posting a 1.334 OPS. Her 22 home runs during the season rank third in program history and she is one of just five Arkansas players all-time to hit 20 or more round trippers in a season.

Malkin was named First-Team All-SEC and NFCA First-Team All-Region in 2022 and was an NFCA Second-Team All-Region selection in 2021.

8 III *KB SIDES*

2022
DP/UT
Dora, Ala.
Sumiton Christian / Alabama

NFCA All-America Honors

- 2022 First Team NFCA All-American - OF

Career Stats

YEAR	AVG	AB	R	H	2B	3B	HR	RBI	TB	SLG	BB	HBP	SO	GDP	OBP	SF	SH	SB	PO	A	E	FLD
2018	.261	23	9	6	0	0	0	2	6	.261	0	0	7	0	.261	0	0	5	1	0	0	1.000
2019	.304	224	53	68	10	2	3	37	91	.406	21	2	30	0	.365	2	5	22	58	2	5	.923
2020	.483	58	20	28	4	1	0	22	34	.586	10	1	4	0	.542	3	0	4	11	0	1	.917
2021	.314	137	33	43	11	1	0	20	56	.409	21	2	18	0	.405	3	0	12	21	0	1	.955
2022	.389	180	67	70	12	3	13	42	127	.706	45	1	24	0	.507	3	1	28	68	1	1	.986
TOTAL	**.346**	**622**	**182**	**215**	**37**	**7**	**16**	**123**	**314**	**.505**	**97**	**6**	**83**	**0**	**.432**	**11**	**6**	**71**	**159**	**3**	**8**	**.953**

KB Sides transferred to Arkansas for her final collegiate season after spending the 2018-2021 seasons at Alabama. During her lone season as a Hog in 2022, she earned First-Team NFCA All-America honors as an outfielder and was named 2022 SEC Player of the Year. During her historic season at Arkansas, Sides batted .389 with 70 hits, 12 doubles, three triples, 13 home runs, 42 RBI, 127 total bases and 45 walks while registering a 1.212 OPS.

28 III *RYLIN HEDGECOCK*

2020-24
DP/UTL
Valdosta, Ga.
Lowndes HS

NFCA All-America Honors

- 2023 First Team NFCA All-American - DP/UT

Career Stats

YEAR	AVG	AB	R	H	2B	3B	HR	RBI	TB	SLG	BB	HBP	SO	GDP	OBP	SF	SH	SB	PO	A	E	FLD
2020	.214	14	1	3	0	0	1	4	6	.429	4	1	4	0	.421	0	0	0	0	0	0	.000
2021	.050	20	0	1	0	0	0	1	1	.050	1	1	5	1	.136	0	0	0	0	0	0	.000
2022	.273	44	3	12	2	0	1	12	17	.386	7	1	9	2	.377	1	0	0	0	0	0	.000
2023	.335	164	41	55	9	0	21	62	127	.774	32	8	27	3	.459	3	0	0	0	0	0	.000
2024	.235	136	21	32	7	1	6	27	59	.434	6	6	18	5	.293	2	1	0	8	0	0	1.000
TOTAL	**.272**	**378**	**66**	**103**	**18**	**1**	**29**	**106**	**210**	**.556**	**50**	**17**	**63**	**11**	**.377**	**6**	**1**	**0**	**8**	**0**	**0**	**1.000**

Rylin Hedgecock earned First-Team NFCA All-America honors as a redshirt junior in 2023. Hedgecock hit .335 while posting a team-leading .459 on-base percentage and .774 slugging percentage. She also led the Hogs with 21 round-trippers, 62 RBI and 127 total bases. Hedgecock also tallied 17 multi-RBI games and 15 multi-hit games. Her 21 home runs ranked eighth nationally and second in the SEC, while her 62 RBI tied for 10th nationally and second in the SEC.

In addition to her All-America honors in 2023, Hedgecock was an NFCA First-Team All-Region selection and a Second-Team All-SEC honoree. The Valdosta, Ga., product was also named the most-improved player nationally by D1Softball.

7 III *MORGAN LEINSTOCK*

2024
RHP
Scottsdale, Ariz.
Horizon HS / Southern Miss / Arizona St.

NFCA All-America Honors

- 2024 Third Team NFCA All-American - P

Career Stats

YEAR	ERA	W-L	APP	GS	CG	SHO	SV	IP	H	R	ER	BB	SO	2B	3B	HR	B/AVG	WP	HP	SFA	SHA
2020	7.00	0-0	1	0	0	0/0	0	2.0	4	2	2	2	3	0	0	0	.444	1	0	0	0
2021	2.81	6-10	29	17	7	3/2	4	107.0	107	55	43	38	97	17	2	6	.250	18	8	2	3
2022	2.64	18-13	40	32	23	5/0	1	199.0	201	92	75	59	161	16	3	12	.253	13	11	4	5
2023	2.56	13-15	34	27	17	3/0	1	183.0	161	86	67	70	185	19	4	9	.232	13	12	3	11
2024	2.14	13-6	34	19	8	3/3	2	140.2	117	54	43	39	137	18	0	7	.220	17	11	0	8
TOTAL	**2.55**	**50-44**	**138**	**95**	**55**	**14/5**	**8**	**631.2**	**590**	**289**	**230**	**208**	**583**	**70**	**9**	**42**	**-**	**62**	**42**	**9**	**27**

Following spending her freshman season at Arizona State (2020) and the 2021-2023 seasons at Southern Miss, Morgan Leinstock arrived in Fayetteville for her fifth and final collegiate season in 2024 and made the most of it by earning Third-Team NFCA All-America honors.

Leinstock ended her final collegiate season with a 13-6 record and a 2.14 ERA, 137 strikeouts, 140.2 innings pitched, eight complete games, three complete-game shutouts and a .220 opponent batting average. During SEC play, Leinstock finished amongst the best in the league, sitting fourth in saves (2), sixth in wins (8) and batters struck out looking (20), eighth in ERA (2.00), ninth in innings pitched (80.1) and batters struck out (66) and 11th in opponent batting average (.213). In addition to being an All-American, she earned First-Team All-SEC honors and Third-Team NFCA All-Region honors.

6 III *ELLA McDOWELL*

2025-Present
INF
Richmond, Texas
Foster HS

NFCA All-America Honors

- 2025 Third Team NFCA All-American - 3B

Career Stats

YEAR	AVG	AB	R	H	2B	3B	HR	RBI	TB	SLG	BB	HBP	SO	GDP	OBP	SF	SH	SB	PO	A	E	FLD
2025	.384	146	32	56	5	0	22	68	127	.870	16	6	24	3	.464	0	0	0	3	0	0	1.000
TOTAL	**.302**	**473**	**84**	**143**	**19**	**0**	**50**	**154**	**312**	**.660**	**57**	**16**	**105**	**9**	**.396**	**0**	**0**	**0**	**32**	**4**	**2**	**.947**

Ella McDowell became the first and only Arkansas freshman to earn NFCA All-America honors when she was named to the third team in 2025.

McDowell made an immediate impact in her rookie campaign, batting .352 with 63 hits, 10 doubles, a triple, seven home runs, 54 RBI and 21 walks to go along with a .425 on-base percentage and a .961 OPS. She was among the Arkansas leaders in hits (2nd, 63), assists (2nd, 79) and home runs (T-3rd, 7). She registered 18 multi-hit games and 14 multi-RBI games while posting a 16-game reached base streak and a seven-game hitting streak during the season. Defensively, she started the season on a 29-game errorless streak and posted a .969 fielding percentage with 79 assists and 44 putouts in 127 chances. Her .352 batting average and .425 on-base percentage were the third-highest by a freshman in program history (min. 100 AB) at the time.

She also earned Freshman All-America honors from both D1Softball and Softball America, as well as second-team all-league and all-region honors.

Year	Player	Stat	Value	Conf.	National
2025	Bri Ellis	HR	26	1	3
2025	Bri Ellis	HR/Game	0.450	1	5
2025	**Bri Ellis**	**OBP**	**0.639**	**1**	**1**
2025	Bri Ellis	Runs/Game	1.17	1	10
2025	**Bri Ellis**	**Slugging %**	**1.090**	**1**	**1**
2025	Bri Ellis	Walks/Game	1.19	1	2
2024	Nia Carter	Toughest to K	76.50%	1	2
2023	Cylie Halvorson	Sac Flies	6	1	6
2022	Danielle Gibson	Batting Avg.	0.445	1	6
2022	Linnie Malkin	HR/Game	0.430	1	6
2022	Danielle Gibson	RBI	70	1	6
2022	Linnie Malkin	RBI/Game	1.33	1	4
2022	Danielle Gibson	Total Bases	155	1	8
2021	Danielle Gibson	Doubles	16	1	19
2021	Danielle Gibson	Doubles/Game	0.320	1	46
2021	Braxton Burnside	HR	25	1	3
2021	Braxton Burnside	HR/Game	0.480	1	2
2021	Braxton Burnside	RBI/Game	1.04	1	32
2021	Autumn Storms	Fewest BB per 7	1.17	1	29
2020	Autumn Storms	Fewest HBP	2	1	9
2020	Autumn Storms	Wins	11	1	6
2019	Autumn Storms	K/BB Ratio	5.93	1	12
2019	Autumn Storms	Fewest BB per 7	1.01	1	13
2018	Mary Haff	Shutouts	11	1	10
2018	Mary Haff	Wins	29	1	4
2017	Nicole Schroeder	HR/Game	0.31	1	22
2017	Nicole Schroeder	HR	17	1	17
2014	Clarissa Navarro	Sac Flies	5	1	13
2014	Devon Wallace	Walks/Game	1.05	1	2
2013	**Devon Wallace**	**OBP**	**0.627**	**1**	**1**
2013	**Devon Wallace**	**Walks/Game**	**1.41**	**1**	**1**
2013	Kimmy Beasley	K per 7	9.3	1	13
2012	Devon Wallace	Walks/Game	0.93	1	5
2010	Jessica Bachkora	2B/Game	0.32	1	33
2009	Miranda Dixon	Saves	4	1	9

Team SEC/National Statistical Champions

Year	Stat	Value	Conf. Rank	National Rank
2025	**Fielding %**	**0.984**	**1**	**1**
2024	Fielding %	0.978	1	9
2022	HR/Game	1.85	1	5
2022	OBP	0.429	1	4
2022	Runs/Game	7.15	1	4
2022	Slugging %	0.602	1	5
2021	HR/Game	1.76	1	5
2019	K/BB Ratio	4.96	1	4
2017	HR/Game	1.07	1	11
1999	**Double Plays/Game**	**0.40**	**1**	**1**

** - Conference bests dating back to 2002 Season*
***BOLD** - Indicates National Statistical Champion*

USA Softball Collegiate Player of the Year

2025	Bri Ellis

D1 Softball National Player of the Year

2025	Bri Ellis

Softball America National Player of the Year

2025	Bri Ellis

NFCA All-America

2010	Miranda Dixon	Third	Utility
2019	Autumn Storms	Second	Pitcher
2021	Braxton Burnside	First	Shortstop
	Mary Haff	First	Pitcher
	Danielle Gibson	Second	First Base
2022	Hannah Gammill	First	Third Base
	Danielle Gibson	First	First Base
	Linnie Malkin	First	UT/DP
	KB Sides	First	Outfield
	Chenise Delce	Second	Pitcher
2023	Rylin Hedgecock	First	UT/DP
	Chenise Delce	Second	Pitcher
2024	Bri Ellis	Second	First Base
	Morgan Leinstock	Third	Pitcher
2025	Bri Ellis	First	First Base
	Ella McDowell	Third	Third Base

NFCA All-Region

2000	Brett Erickson	Second	Third Base
2006	Blaire Perry	First	UT/DP
2008	Miranda Dixon	Second	UT/Pitcher
2009	Miranda Dixon	First	UT/Pitcher
2010	Jessica Bachkora	First	Outfield
	Sandra Smith	First	Third Base
	Miranda Dixon	Second	UT/DP
2012	Devon Wallace	First	Outfield
	Clarisa Navarro	Second	Shortstop
2013	Devon Wallace	Second	First Base
2014	Kasey Fagan	Second	UT/Pitcher
	Clarisa Navarro	Second	Shortstop
	Devon Wallace	Second	UT/DP
2015	Devon Wallace	Third	First Base
2016	Ashley Diaz	Second	UT/DP
2017	Nicole Schroeder	Second	Outfield
	Autumn Storms	Third	Pitcher
2018	Hannah McEwen	First	Outfield
	Autumn Buczek	Second	Third Base
	Mary Haff	Second	Pitcher
	Katie Warrick	Third	UT/DP
2019	Autumn Storms	First	Pitcher
	Hannah McEwen	Second	Outfield
	Ashley Diaz	Second	First Base
	Mary Haff	Third	Pitcher
	Danielle Gibson	Third	UT/DP
2021	Braxton Burnside	First	Shortstop
	Mary Haff	First	Pitcher
	Danielle Gibson	First	First Base
	Hannah Gammill	Second	Third Base
	Linnie Malkin	Second	UT/DP
	Hannah McEwen	Third	Outfield
2022	Chenise Delce	First	Pitcher
	Hannah Gammill	First	Third Base
	Danielle Gibson	First	First Base
	Mary Haff	First	Pitcher
	Linnie Malkin	First	UT/DP
	KB Sides	First	Outfield
	Taylor Ellsworth	Third	Catcher
	Audrie LaValley	Third	Second Base
2023	Chenise Delce	First	Pitcher
	Cylie Halvorson	First	First Base
	Rylin Hedgecock	First	UT/DP
	Reagan Johnson	First	Outfield
	Raigan Kramer	Second	Outfield
	Lauren Camenzind	Third	Catcher
2024	Kennedy Miller	First	Catcher
	Bri Ellis	First	First Base
	Reagan Johnson	First	Outfield
	Cylie Halvorson	Second	Second Base
	Morgan Leinstock	Third	Pitcher
2025	Bri Ellis	First	First Base
	Robyn Herron	Second	Pitcher
	Reagan Johnson	Second	Outfield
	Atalyia Rijo	Second	Shortstop
	Ella McDowell	Second	Third Base
	Kailey Wyckoff	Second	Outfield
	Courtney Day	Third	Utility
	Raigan Kramer	Third	Outfield

SEC Coach of the Year

1999	Carie Dever-Boaz
2021	Courtney Deifel
2022	Courtney Deifel

SEC Player of the Year

2022	KB Sides
2025	Bri Ellis

SEC Pitcher of the Year

2021	Mary Haff (co-)
2022	Chenise Delce

SEC Freshman of the Year

2012	Devon Wallace

SEC Scholar-Athlete of the Year

2010	Jessica Bachkora
2015	Devon Wallace (co-)

All-SEC

1997	Augrista Belford	Second	Infield
	Jennifer Cirigliano	Second	Catcher
	Tammy Kincaid	Second	Pitcher
1999	Brett Erickson	Second	Infield
2000	Brett Erickson	Second	Infield
	Tammy Kincaid	Second	Pitcher
2001	Heather Schlichtman	Second	Pitcher
2005	Rachel LeMaster	Second	Outfield
2007	Jessica Bachkora	Freshman	Outifled
	Miranda Dixon	Freshman	DP/Utility
2009	Brittany Griffiths	Freshman	Infield
2010	Jessica Bachkora	Second	Outfield
	Miranda Dixon	Second	DP/Utility
	Courtney Breault	Freshman	Infield
	Sandra Smith	Defensive	Third Base
2012	Devon Wallace	First	DP/Utility
	Kimmy Beasley	Freshman	Pitcher
	Devon Wallace	Freshman	DP/Utility
2013	Kimmy Beasley	Second	Pitcher
2014	Devon Wallace	Second	DP/Utility
2017	A.J. Belans	Second	Infield
	Autumn Storms	Freshman	Pitcher
2018	Mary Haff	Second	Pitcher
	Hannah McEwen	Second	Outfield
	Mary Haff	Freshman	Pitcher
	Hannah McEwen	Freshman	Outfield
2019	Hannah McEwen	First	Outfield
	Autumn Storms	Second	Pitcher
2021	Braxton Burnside	First	Infield
	Mary Haff	First	Pitcher
	Danielle Gibson	Second	Infield
	Hannah McEwen	Second	Outfield
	Autumn Storms	Second	Pitcher
	Jenna Bloom	Newcomer	Pitcher
	Danielle Gibson	Defensive	First Base
2022	Chenise Delce	First	Pitcher
	Hannah Gammil	First	Third Base
	Danielle Gibson	First	First Base
	Mary Haff	First	Pitcher
	Linnie Malkin	First	UT/DP
	KB Sides	First	Outfield
	Hannah McEwen	Second	Outfield
2023	Chenise Delce	First	Pitcher
	Hannah Camenzind	Second	Pitcher
	Kristina Foreman	Second	Infield
	Cylie Halvorson	Second	Infield
	Rylin Hedgecock	Second	UT/DP
	Reagan Johnson	Second	Outfield
2024	Reagan Johnson	First	Outfield
	Bri Ellis	First	Infield
	Morgan Leinstock	First	Pitcher
	Cylie Halvorson	Second	Infield
	Bri Ellis	Defensive	First Base
	Hannah Gammill	Defensive	Third Base
2025	Bri Ellis	First	Infield
	Reagan Johnson	Second	Outfield
	Robyn Herron	Second	Pitcher
	Ella McDowell	Second	Infield
	Bri Ellis	Defensive	First Base

SEC All-Tournament

1999	Dana Gulick
	Tammy Kincaid
	Aly Sartini
2000	Jennifer Cirigliano
	Danica Howlett
2001	Danica Howlett
	Tiffany Woolley
2018	Mary Haff
	Katie Warrick
2022	Chenise Delce (MVP)
	Mary Haff
	Danielle Gibson
	Kacie Hoffman
2025	Raigan Kramer
	Robyn Herron

SEC Player of the Week

1997	Jennifer Cirigliano (April 1)
2000	Erin Stokey (April 17)
2002	Cortney Mitchell (March 4)
2005	Mindy O'Malley (April 25)
2008	Miranda Dixon (Feb. 25)
2010	Miranda Dixon (April 5)
2013	Devon Wallace (March 4)
	Devon Wallace (April 1)
2014	Clarisa Navarro (Feb. 24)
2017	Nicole Schroeder (Feb. 13)
	Nicole Schroeder (March 6)
2018	Hannah McEwen (March 5)
2019	Danielle Gibson (Feb. 25)
	Ashley Diaz (May 6)
2020	Kayla Green (Feb. 17)
2021	Braxton Burnside (March 16)
	Danielle Gibson (March 23)
	Braxton Burnside (April 6)
2022	Hannah Gammill (March 15)
	Danielle Gibson (March 22)
	Hannah McEwen (May 3)
2023	Raigan Kramer (March 6)
2024	Bri Ellis (March 12)
	Bri Ellis (March 19)
2025	Bri Ellis (Feb. 17)
	Bri Ellis (April 8)
	Kailey Wyckoff (April 22)

SEC Pitcher of the Week

1997	Tammy Kincaid (May 6)
1998	Tammy Kincaid (April 7)
1999	Tammy Kincaid (April 20)
	Tammy Kincaid (May 11)
2000	Tammy Kincaid (Feb. 21)
2001	Heather Schlichtman (March 5)
	Rachel Talley (March 26)
2002	Heather Schlichtman (March 25)
2004	Heather Schlichtman (Feb. 23)
2006	Katy Henry (March 20)
2008	Miranda Dixon (April 14)
2009	Miranda Dixon (March 23)
2018	Autumn Storms (April 3)
2019	Mary Haff (March 4)
	Autumn Storms (April 2)
	Autumn Storms (May 6)
2021	Mary Haff (March 30)
	Mary Haff (May 4)
2022	Mary Haff (March 15)
	Chenise Delce (April 12)
	Chenise Delce (April 26)
	Mary Haff (May 3)
2023	Chenise Delce (Feb. 27)
2024	Morgan Leinstock (April 9)
	Robyn Herron (April 16)
	Morgan Leinstock (April 23)
2025	Reis Beuerlein (April 22)

SEC Freshman of the Week

2009	Brittany Griffiths (March 23)
2010	Hope McLemore (April 5)
	Courtney Breault (May 3)
2012	Kimmy Beasley (Week 10)
	Kimmy Beasley (Week 12)
2018	Mary Haff (Feb. 19)
	Mary Haff (March 5)
	Mary Haff (April 17)
	Hannah McEwen (May 1)
2022	Kacie Hoffmann (March 29)
	Spencer Prigge (May 8)
2023	Hannah Camenzind (April 4)
	Hannah Camenzind (April 18)
	Hannah Camenzind (May 2)
	Atalyia Rijo (Feb. 13)
	Reagan Johnson (April 25)
2024	Kennedy Miller (March 19)
2025	Payton Burnham (March 25)
	Ella McDowell (April 1)
	Ella McDowell (April 8)

CoSIDA Academic All-America

2001	Tiffany Woolley (First Team)
2002	Tiffany Woolley (Second Team)
2003	Kim Eiben (Third Team)
2010	Jessica Bachkora (First Team)
2013	Hope McLemore (Third Team)
2014	Amanda Geile (Third Team)
2022	Danielle Gibson (Second Team)
2025	Raigan Kramer (Third Team)

CoSIDA Academic All-District

2001	Tiffany Woodley (First Team)
2002	Tiffany Woodley (First Team)
2003	Kim Eiben (First Team)
	Julie Young (Second Team)
2008	Miranda Dixon (First Team)
	Katy Henry (First Team)
	Jessica Bachkora (Second Team)
2009	Jessica Bachkora (First Team)
	Miranda Dixon (First Team)
2010	Jessica Bachkora (First Team)
	Miranda Dixon (Second Team)
2011	Becca Carden (Second Team)
2013	Hope McLemore (First Team)
	Devon Wallace (First Team)
2014	Jayma Gee (First Team)
	Amanda Geile (First Team)
2015	Devon Wallace (First Team)
2020	Braxton Burnside (First Team)
	Sydney Parr (First Team)
2022	Danielle Gibson (First Team)
2023	Hannah Gammill
	Raigan Kramer
	Kacie Hoffmann
2024	Cylie Halvorson
2025	Karlie Davison
	Robyn Herron
	Raigan Kramer

SEC Spring Academic Honor Roll

1999	Jennifer Bottoms
	Jennifer Cirigliano
	Dana Gulick
	Elizabeth Landraf
	Christy Ralph
	Katy Skaife
	Sheri Wahrmund
2000	Jennifer Bottoms
	Jennifer Cirigliano
	Katy Skaife
	Sheri Wahrmund
	Tiffany Woolley
2001	Jennifer Bottoms
	Kim Eiben
	Tiffany Woolley
	Julie Young
2002	Jennifer Bottoms
	Nicole Deeter
	Kim Eiben
	Kelli Nims
	Tiffany Woolley
	Julie Young
2003	Kim Eiben
	Lisa Nieman
	Kelli Nims
	Blaire Woodward
	Tiffany Woolley
	Julie Young
2004	Michele Bisaccia
	Ashley Carter
	Nicole Deeter
	Shana Easley
	Melissa Johnson
	Valanna Lyons
	Mindy O'Malley
	Blaire Perry
	Heather Schlichtman
2005	Zenobia Davison
	Shana Easley
	Kallie Fogleson
	Rachel LeMaster
	Valanna Lyons
	Mindy O'Malley
	Blaire Perry
	Sarah Topham
2006	Shana Easley
	Kallie Fogleson
	Katy Henry
	Dayna Huckabee
	Rachel LeMaster
	Mindy O'Malley
	Kaycy Odle
	Blaire Perry
2007	Whitney Cloer
	Brandy Foust
	Hillary Freeman
	Katy Henry
	Dayna Huckabee
	Kayla Johnson
	Rachel LeMaster
	Jocelyne Moncrief
2008	Jessica Bachkora
	Brandy Baze
	Samantha Buckner
	Whitney Cloer
	Miranda Dixon
	Brandy Foust
	Hillary Freeman
	Dayna Huckabee
	Teighynne Hulsey
	Kayla Johnson
	Jocelyne Moncrief
	Brittany Robison
	Sandra Smith
	Jessica Waddle
2009	Jessica Bachkora
	Amanda Caldwell
	Becca Carden
	Whitney Cloer
	Leslie Dixon
	Hillary Freeman
	Amie Hubbard
	Teighynne Hulsey
	Kayla Johnson
	Layne McGuirt
	Jocelyne Moncrief
	Miranda Dixon
	Brittany Robison
	Sandra Smith
	Jessica Waddle
	Lindsey Wells
2010	Jessica Bachkora
	Amanda Caldwell
	Becca Carden
	Kim Jones
	Layne McGuirt
	Tori Mort
	Miranda Dixon
	Brittany Robison
	Jessica Robison
	Sandra Smith
	Jessica Waddle
	Lindsey Wells
2011	Courtney Breault
	Stephanie Brewer
	Amanda Caldwell
	Becca Carden
	Morgan Clark
	Kim Jones
	Linnea Ketcher
	Layne McGuirt
	Hope McLemore
	Tori Mort
	Jessica Robison
	Lindsey Wells
2012	Jayme Gee
	Amanda Geile
	Linnea Ketcher
	Hope McLemore
	Tori Mort
	Jennifer Rambo
	Jessica Robison
	Amanda Summerford
2013	Alyssa Bass
	Sierra Bronkey
	Morgan Clark
	Kasey Fagan
	Jayme Gee
	Amanda Geile
	Ashley Martindale
	Hope McLemore
	Megan Pearson
	Jennifer Rambo
	Devon Wallace
2014	Kelsey Berlin
	Sierra Bronkey
	Stephanie Canfield
	Claire Clark
	Kasey Fagan
	Jayme Gee
	Amanda Geile
	Ashley Martindale
	Clarisa Navarro
	Megan Pearson
	Jennifer Rambo
	Devon Wallace
	Kelly Young
2015	Rachel Box
	Sierra Bronkey
	Stephanie Canfield
	Claire Clark
	Kasey Fagan
	Jessica Harrison
	Shelby Hiers
	Loren Krzysko
	Grace Moll
	Megan Pearson
	Parker Pocklington
	Kylie Smith
	Devon Wallace
2016	Ileana Aleman
	Lauren Archuleta
	Rachel Box
	Stephanie Canfield
	Tori Cooper
	Shelby Hiers
	Loren Krzysko
	Grace Moll
	Jessie Mullen
	Parker Pocklington
	Autumn Russell
	Kylie Smith
	Allison Stewart
	Madison Yannetti
2017	Lauren Archuleta
	Betina Beringhele
	Rachel Box
	Haydi Bugarin
	Stephanie Canfield
	Tori Cooper
	Ashley Diaz
	Carley Haizlip
	Shelby Hiers
	Loren Krzysko
	Grace Moll
	Parker Pocklington
	Autumn Russell
	Kylie Smith
	Allison Stewart
	Madison Yannetti
2018	Lauren Archuleta
	Sydney Benz
	Macy Brotherton
	Madelyn Brotherton
	Autumn Buczek
	Haydi Bugarin
	Victoria Cooper
	Ashley Diaz
	Jada Dotson
	Nicole Duncan
	Keely Edwards
	Mary Haff
	Carley Haizlip
	Caroline Hedgcock
	Loren Krzysko
	Aly Manzo
	Hannah McEwen
	Sydney Parr
	Allison Stewart
	Kattie Warrick
2019	Sydney Benz
	Haydi Bugarin
	Ashley Diaz
	Keely Edwards
	Mary Haff
	Carley Haizlip
	Hannah McEwen
	Sydney Parr
	Katie Warrick
2020	Lauren Graves
	Kayla Green
	Taylor Greene
	Mary Haff
	Keely Huffine
	Linnie Malkin
	Hannah McEwen
	Sydney Parr
	Autumn Storms
	Sam Torres
	Valerie Ventura
2021	Jenna Bloom
	Braxton Burnside
	Larissa Cesena
	Nicole Duncan
	Danielle Gibson
	Lauren Graves
	Kayla Green
	Mary Haff
	Rylin Hedgecock
	Keely Huffine
	Ryan Jackson
	Audrie LaValley
	Linnie Malkin
	Hannah McEwen
	Sam Torres
	Valerie Ventura
2022	Jenna Bloom
	Marlene Friedman
	Hannah Gammill
	Danielle Gibson
	Abby Gordon
	Mary Haff
	Rylin Hedgecock
	Kaitlyn Howard
	Cally Kildow
	Audrie LaValley
	Sam Torres
2023	Marlene Friedman
	Hannah Gammill

	Mallory Hardwick
	Rylin Hedgecock
	Kacie Hoffmann
	Kaitlyn Howard
	Cally Kildow
	Raigan Kramer
	Chelsi Possage
	Spencer Prigge
	Ally Sockey
	Callie Turner
2024	Hannah Camenzind
	Lauren Camenzind
	Rylee Cloud
	Bri Ellis
	Nyjah Fontenot
	Hannah Gammill
	Cylie Halvorson
	Rylin Hedgecock
	Robyn Herron
	Kacie Hoffman
	Reagan Johnson
	Raigan Kramer
	Nikki McGaffin
	Spencer Prigge
	Atalyia Rijo
	Allison Sockey

SEC First-Year Academic Honor Roll

2002-03	Shana Easley
	Mindy O'Malley
	Barbara Jean Southmayd
2003-04	Kallie Foglesong
	Rachel LeMaster
	Sarah Topham
2004-05	Katy Henry
	Dayna Huckabee
	Heather Rankin
2005-06	Whitney Cloer
	Brandy Foust
	Hillary Freeman
	Kayla Johnson
	Jocelyne Moncrief
2006-07	Jessica Bachkora
	Miranda Dixon
	Jessica Reed
	Jessica Waddle
2007-08	Amanda Caldwell
	Leslie Dixon
	Lauren Iverson
	Kim Jones
	Layne McGuirt
2008-09	Tori Mort
	Jessica Robison
2009-10	Courtney Breault
	Stephanie Brewer
	Morgan Clark
	Chelsea Cohen
	Hope McLemore
	Brea Van de Pol
2010-11	Sierra Bronkey
	Macy Burr
	Jayme Gee
	Amanda Geile
	Linnea Ketcher
	Ashley Martindale
	Jennifer Rambo
2011-12	Alyssa Bass
	Megan Pearson
	Maddie Reese
	Devon Wallace
2012-13	Stephanie Canfield
	Lauren Montgomery
	Danielle Riddle
	Kelly Young
2013-14	Jessica Harrison
	Shelby Hiers
	Grace Moll
	Parker Pocklington
2014-15	Tori Cooper
	Kate James
	Jessie Mullen
	Autumn Russell
	Oakley Sisemore
	Allison Stewart
	Savannah Warren
	Madison Yannetti
2015-16	Danielle Brochu
	Peyton Carter
	Ashley Diaz
	Morgan Felts
	Carley Haizlip
2016-17	Sydney Benz
	Macy Brotherton
	Madelyn Brotherton
	Caroline Hedgcock
	Hailey MacKay
	Aly Manzo
	Sydney Parr
2017-18	Jada Dotson
	Nicole Duncan
	Mary Haff
	Hannah McEwen
2018-19	Braxton Burnside
	Larissa Cesena
	Lauren Graves
	Taylor Greene
	Maggie Hicks
	Sam Torres
	Valeria Ventura
2019-20	Jenna Bloom
	Danielle Gibson
	Rylin Hedgeock
	Ryan Jackson
	Paloma Usquiano
2020-21	Marlene Friedman
	Hannah Gammill
	Abby Gordon
	Kaitlyn Howard
	Lauren Howell
	Cally Kildow
	Allie Light
2021-22	Madi Conklin
	Mallory Hardwick
	Kacie Hoffman
	Raigan Kramer
	Chelsi Possage
	KB Sides
	Allison Sockey
2022-23	Hannah Camenzind
	Lauren Camenzind
	Nyjah Fontenot
	Cylie Halvorson
	Robyn Herron
	Reagan Johnson
	Nikki McGaffin
	Atalyia Rijo
2023-24	Jayden Wells
	Kasey Wood

SEC Community Service Team

2005	Mindy O'Malley
2006	Blaire Perry
2007	Whitney Cloer
2008	Dayna Huckabee
2009	Whitney Cloer
2010	Amanda Caldwell
2011	Amanda Caldwell
2012	Tori Mort
2013	Hope McLemore
2014	Megan Pearson
2015	Megan Pearson
2016	Parker Pocklington
2017	Parker Pocklington
2018	Loren Krzysko
2019	Sydney Parr
2020	Sydney Parr
2021	Danielle Gibson
2022	Danielle Gibson
2023	Ally Sockey
2024	Hannah Gammill
2025	Reagan Johnson

High School Gatorade Players of the Year

Year	Player	State
2025	Lillie-Faye McWhorter	Arkansas
2023	Payton Burnham	Oregon
2022	Nikki McGaffin	Colorado
2022	Atalyia Rijo	New York
2017	KB Sides	Alabama
2017	Linnie Malkin	Colorado
2016	Caroline Hedgecock	Illinois
2014	Allison Stewart	Kansas
2013	Allison Stewart	Kansas
2012	Allison Stewart	Kansas
2011	Kimmy Beasley	Arkansas
2009	Kasey Fagan*	Florida
2009	Chelsea Cohen	Nevada
2007	Amanda Summerford	Arkansas
2006	Jess Reed	Arkansas
2005	Miranda Dixon	Oklahoma
2004	Dayna Huckabee	Arkansas
2003	Dayna Huckabee	Arkansas
2003	Kallie Fogelsong	Missouri
2001	Blaire Woodward	Washington
2000	Stephanie Hunter	Arkansas

1997

16-42 (12-16 SEC)
H: 10-10 | A: 4-16 | N: 2-16

Date	Opponent	W/L	Score
San Diego State Classic (San Diego, Calif.)			
2-20	vs CSUN	L	4-3
2-20	vs Hawai'i	W	5-4
2-21	at San Diego State	L	5-2
2-21	vs Long Beach State	L	7-3
2-22	vs Stanford	L	4-3
2-22	vs Sacramento State	L	7-1
2-23	vs Michigan	L	6-0
Arkansas Super 8 Round Robin (Fayetteville)			
3-1	Missouri State	L	4-0
3-1	Creighton	W	2-1
3-1	Oklahoma City	L	9-1
3-2	Creighton	L	1-0 (8)
3-2	Missouri State	L	5-2
3-5	at FLORIDA*	L	2-1 (9)
3-5	at FLORIDA*	L	3-1
South Florida Tournament (Tampa, Fla.)			
3-7	vs Michigan State	L	8-0
3-7	vs Ball State	L	4-2 (8)
3-7	vs Hofstra	W	6-5 (8)
3-8	vs East Carolina	L	3-1 (9)
3-8	vs Florida State	L	4-0
3-14	ALABAMA*	W	9-1
3-14	ALABAMA*	L	3-2
3-15	ALABAMA*	W	2-1 (8)
3-15	ALABAMA*	L	7-1
3-17	at #2 Fresno State	L	8-0
3-17	at #2 Fresno State	L	8-0
3-18	at #19 Pacific	L	2-1
3-18	at #19 Pacific	L	6-2
Sacramento St. Tournament (Sacramento, Calif.)			
3-20	vs Wisconsin	L	5-0
3-21	at Sacramento State	L	3-1
3-21	vs Kansas	L	3-0
3-21	vs San Jose State	L	4-3
3-22	vs Toledo	L	2-1
3-28	MISSISSIPPI STATE*	L	3-2
3-28	MISSISSIPPI STATE*	W	4-0
3-29	MISSISSIPPI STATE*	W	10-4
3-29	MISSISSIPPI STATE*	W	2-1
4-5	at AUBURN*	L	7-6 (10)
4-5	at AUBURN*	L	2-1 (8)
4-6	at AUBURN*	L	2-0
4-6	at AUBURN*	L	9-0
4-9	Tulsa	L	4-3
4-9	Tulsa	W	9-7
4-13	GEORGIA*	W	2-1
4-13	GEORGIA*	L	4-3
4-16	at Missouri State	L	6-0
4-16	at Missouri State	L	8-3
4-18	LSU*	L	3-0
4-18	LSU*	L	2-1
4-19	LSU*	W	2-1 (8)
4-19	LSU*	L	7-1
4-25	at KENTUCKY*	L	3-4
4-25	at KENTUCKY*	W	4-3
4-27	at TENNESSEE*	L	8-0
4-27	at TENNESSEE*	L	9-2
5-2	OLE MISS*	W	2-1 (8)
5-2	OLE MISS*	W	2-1
5-3	OLE MISS*	W	5-1
5-3	OLE MISS*	W	6-2

1998

21-38 (13-17 SEC)
H: 10-9 | A: 8-15 | N: 3-14

Date	Opponent	W/L	Score
Northeast La. Invitational (Monroe, La.)			
2-20	vs Northwestern State	L	3-2 (11)
2-20	vs Louisiana Tech	L	5-1
2-21	vs Oklahoma City	L	2-3
2-21	vs Nicholls	W	2-1
2-21	vs Centenary	W	9-0
Santa Barbara Invitational (Santa Barbara, Calif.)			
2-27	vs Evansville	L	1-0
2-27	at UC Santa Barbara	L	9-8 (13)
2-28	vs Cal Poly	L	2-0
3-1	vs Evansville	L	7-1
3-1	vs Cal Poly	L	4-0
Lady Razorback Invitational (Fayetteville)			
3-6	DePaul	L	6-2
3-6	Creighton	L	3-2
3-11	Kansas	L	4-2
3-11	Kansas	W	3-2
3-13	at ALABAMA*	L	7-1
3-13	at ALABAMA*	L	12-0
3-14	at ALABAMA*	L	7-0
3-14	at ALABAMA*	L	3-0
3-16	at Jacksonville State	W	12-6
3-16	at Jacksonville State	W	1-0
Cal St-Sac Tournament (Sacramento, Calif.)			
3-19	vs #15 California	L	7-0
3-20	vs #7 Hawai'i	L	3-0
3-20	vs Kansas	W	9-7
3-20	vs Pacific	L	5-1
3-21	vs Missouri State	L	3-0
3-25	at Missouri State	L	1-0
3-25	at Missouri State	L	4-2
3-27	MISSISSIPPI STATE*	L	6-0
3-27	MISSISSIPPI STATE*	W	2-1
3-28	MISSISSIPPI STATE*	L	3-2
3-28	MISSISSIPPI STATE*	L	6-2
4-1	at Tulsa	W	4-1
4-1	at Tulsa	L	2-1
4-3	AUBURN*	W	5-4
4-3	AUBURN*	L	4-2
4-4	AUBURN*	W	5-4
4-4	AUBURN*	W	6-4
4-10	at SOUTH CAROLINA*	L	2-1
4-10	at SOUTH CAROLINA*	W	5-4
4-12	at GEORGIA*	W	3-0
4-12	at GEORGIA*	W	2-1
4-14	Oklahoma City	W	1-0
4-14	Oklahoma City	L	5-3
4-17	at #11 LSU*	L	1-0
4-17	at #11 LSU*	L	1-0
4-19	at #11 LSU*	L	3-2
4-19	at #11 LSU*	L	8-0
4-22	FLORIDA*	L	2-1
4-22	FLORIDA*	W	4-2
4-24	KENTUCKY*	L	5-2
4-24	KENTUCKY*	W	8-0
4-26	TENNESSEE*	W	5-3
4-26	TENNESSEE*	W	2-0
4-28	at OLE MISS*	W	2-1
4-28	at OLE MISS*	L	4-3
4-29	at OLE MISS*	L	1-0
4-29	at OLE MISS*	W	3-2
SEC Tournament (Columbus, Ga.)			
5-8	vs LSU	L	2-1
5-8	vs Tennessee	L	2-1

1999

46-29 (17-13 SEC)
H: 26-6 | A: 8-11 | N: 12-12

Date	Opponent	W/L	Score
UTA Tournament (Arlington, Texas)			
2-12	at UT Arlington	W	2-1
2-12	vs Tulsa	W	5-0
2-13	vs Texas A&M	L	2-0
2-13	vs UTSA	L	3-2
2-14	vs Texas Tech	L	6-5
2-16	Oklahoma City	W	8-7
2-16	Oklahoma City	W	7-3 (10)
Hampton Inn Invitational (Fayetteville)			
2-20	Pittsburg State	W	9-0
2-20	McNeese	W	2-1
2-21	McNeese	W	7-2
2-21	Pittsburg	W	7-1
Troy Cox Softball Classic (Las Cruces, N.M.)			
2-26	vs #12 Oregon State	L	10-1
2-26	at New Mexico State	W	6-2
2-27	vs Wichita State	W	7-4
2-27	vs Utah	L	4-2
2-27	vs Wichita State	W	1-0
2-28	at New Mexico State	L	3-2
3-3	Missouri Southern	L	2-1
3-3	Missouri Southern	W	6-0
Morning News Invitational (Fayetteville)			
3-6	Oklahoma City	W	4-3
3-6	Centenary	W	9-1
3-7	Centenary	W	8-0
3-7	Oklahoma City	W	3-2
San Jose State Invitational (San Jose, Calif.)			
3-12	vs Utah State	W	3-0
3-12	vs #6 Arizona State	L	5-0
3-12	vs Loyola Marymount	L	5-1
3-13	vs Colorado State	W	2-0
3-13	vs Utah	L	6-0
3-13	vs Texas Tech	W	4-1
3-14	vs Loyola Marymount	W	4-3
3-14	vs Purdue	L	11-10
3-16	at Kansas	W	5-3
3-16	at Kansas	L	6-1
3-20	ALABAMA*	W	5-4 (8)
3-20	ALABAMA*	W	4-2
3-21	ALABAMA*	L	6-3
3-21	ALABAMA*	L	12-7 (19)
3-24	at Missouri State	L	3-0
3-24	at Missouri State	L	3-2
3-26	at FLORIDA*	W	4-0
3-26	at FLORIDA*	L	2-0
4-2	at MISSISSIPPI STATE*	L	5-2
4-2	at MISSISSIPPI STATE*	L	4-0
4-3	at MISSISSIPPI STATE*	L	7-2
4-3	at MISSISSIPPI STATE*	L	4-2
4-7	Missouri State	W	2-1
4-7	Missouri State	W	2-1
4-9	at AUBURN*	W	1-0
4-9	at AUBURN*	W	2-1
4-10	at AUBURN*	W	4-0
4-10	at AUBURN*	W	4-0
4-16	#11 SOUTH CAROLINA*	W	1-0
4-16	#11 SOUTH CAROLINA*	W	1-0
4-18	GEORGIA*	W	3-2
4-18	GEORGIA*	W	1-0 (8)
4-21	Tulsa	W	3-0
4-21	Tulsa	W	2-1
4-23	LSU*	L	3-1
4-23	LSU*	L	4-0
4-24	LSU*	L	9-0
4-24	LSU*	W	2-1
4-27	at TENNESSEE*	L	3-0
4-27	at TENNESSEE*	L	9-1
4-28	at KENTUCKY*	W	2-0
4-28	at KENTUCKY*	L	4-2
5-7	OLE MISS*	W	4-1
5-7	OLE MISS*	W	3-2 (8)
5-8	OLE MISS*	W	6-0
5-8	OLE MISS*	W	4-2
SEC Tournament (Columbus, Ga.)			
5-13	vs South Carolina	W	4-1
5-14	vs #7 LSU	L	10-0
5-15	vs Alabama	W	3-2
5-15	vs Tennessee	W	3-2 (10)
5-16	vs Tennessee	W	3-2
5-16	vs #7 LSU	L	4-3 (10)

2000

44-31 (19-11 SEC)
H: 19-8 | A: 9-11 | N: 16-12

Date	Opponent	W/L	Score
UTA/Isuzu Motors Invitational (Arlington, Texas)			
2-11	vs #5 Southern Miss.	L	7-0
2-11	vs Stephen F. Austin	L	1-0
2-11	vs Northwestern State	L	2-1
2-12	vs Purdue	W	3-2
2-12	vs Auburn	W	7-4
2-13	vs Bethune-Cookman	W	12-3
2-13	vs Northwestern State	W	5-3
2-13	vs #8 Oklahoma	L	5-3
Campbell/Cartier Tournament (San Diego, Calif.)			
2-18	vs #3 Fresno State	L	1-0
2-18	vs #15 Long Beach St.	L	2-1
2-19	vs #21 Stanford	L	8-2
2-20	vs CSUN	W	1-0
2-20	at San Diego State	W	2-1
2-23	at #8 Oklahoma	L	3-0
2-23	at #8 Oklahoma	L	6-3
Morning News Invitational (Fayetteville)			
2-25	Virginia	W	7-1
2-25	Virginia	W	5-0
2-26	Notre Dame	W	4-2
2-26	Notre Dame	L	2-0
2-27	Missouri	W	6-2
2-27	Missouri	W	5-1
Florida International Tournament (Miami, Fla.)			
3-3	vs Florida A&M	W	8-0
3-3	vs Pittsburgh	W	2-0
3-4	vs Ohio State	W	6-1
3-4	vs FAU	L	5-0
3-5	vs Eastern Michigan	W	6-1
3-5	vs Wichita State	W	4-2
3-5	vs FAU	W	7-3
3-8	at Missouri State	L	5-4
3-8	at Missouri State	L	10-2
3-17	at ALABAMA*	L	2-1
3-17	at ALABAMA*	W	11-6
3-18	at ALABAMA*	L	3-0
3-18	at ALABAMA*	L	8-6
Border War (Tulsa, Okla.)			
3-23	at Tulsa	L	3-0
3-23	vs Oklahoma State	-	Cancelled
3-25	#24 FLORIDA*	W	2-1
3-25	#24 FLORIDA*	W	8-7
3-29	Kansas	L	4-2 (8)
3-29	Kansas	W	5-2
3-31	#19 MISSISSIPPI STATE*	W	2-1
3-31	#19 MISSISSIPPI STATE*	L	1-0
4-1	#19 MISSISSIPPI STATE*	L	4-3
4-1	#19 MISSISSIPPI STATE*	L	4-0
4-4	Oklahoma City	W	2-1 (10)
4-4	Oklahoma City	W	5-0
4-7	AUBURN*	W	2-0
4-7	AUBURN*	W	6-2
4-8	AUBURN*	L	3-1
4-8	AUBURN*	W	4-2
4-12	Missouri State	L	1-0
4-12	Missouri State	W	5-0
4-14	at GEORGIA*	W	7-5
4-14	at GEORGIA*	W	4-0
4-15	at #19 SOUTH CAROLINA*	W	4-0
4-15	at #19 SOUTH CAROLINA*	W	4-3 (12)
4-21	at #7 LSU*	L	3-1
4-21	at #7 LSU*	L	7-0
4-22	at #7 LSU*	L	3-1
4-22	at #7 LSU*	L	9-0
4-28	TENNESSEE*	W	2-1
4-28	TENNESSEE*	W	5-3
4-30	KENTUCKY*	W	2-1
4-30	KENTUCKY*	W	2-1
5-3	at OLE MISS*	W	3-0
5-3	at OLE MISS*	W	2-0
5-4	at OLE MISS*	W	5-0
5-4	at OLE MISS*	W	7-3 (11)
SEC Tournament (Columbus, Ga.)			
5-11	vs #22 Mississippi State	W	2-1
5-12	vs #7 LSU	L	2-0
5-13	vs Florida	W	2-1
5-13	vs #25 South Carolina	W	3-1
5-14	vs #25 South Carolina	L	2-1
NCAA Regional (Norman, Okla.)			
5-18	vs CSUN	W	5-0
5-19	vs #13 Oregon State	L	4-1
5-20	vs Northwestern	L	5-0

2001

36-30 (14-16 SEC)
H: 15-11 | A: 11-13 | N: 10-6

Date	Opponent	W/L	Score
UTA/Isuzu Motors Invitational (Arlington, Texas)			
2-9	vs Houston	W	14-10
2-9	vs Baylor	L	3-1
2-9	vs Bethune-Cookman	W	3-0
2-10	vs UIC	W	6-2
2-10	vs #2 Oklahoma	L	8-1
Mardi Gras Classic (Monroe, La.)			
2-17	vs Drake	W	2-1
2-17	vs Georgia Tech	W	3-2
2-18	vs Virginia Tech	W	1-0
2-18	at ULM	L	2-1
2-20	#2 Oklahoma	L	2-0
2-20	#2 Oklahoma	L	3-2
Morning News Invitational (Fayetteville)			
2-23	Maine	W	2-0
2-24	#14 Notre Dame	L	4-3
2-25	#14 Notre Dame	W	2-0
2-25	Texas Tech	L	2-1
2-25	Texas Tech	W	1-0
Golden Panther Invitational (Miami, Fla.)			
3-2	at FIU	W	4-1
3-2	vs Ohio State	L	2-1
3-3	vs Wichita State	W	5-0
3-3	vs FAU	L	2-1 (8)
3-4	vs Ohio State	W	1-0
3-10	#18 SOUTH CAROLINA*	L	2-1
3-10	#18 SOUTH CAROLINA*	L	1-0
3-11	#18 SOUTH CAROLINA*	W	4-0
3-14	at Missouri State	W	5-4
3-14	at Missouri State	W	5-0
3-17	at #4 ALABAMA*	L	1-0
3-17	at #4 ALABAMA*	L	4-0
3-18	at #4 ALABAMA*	L	3-0
3-20	at Samford	-	Cancelled
3-21	at Georgia Tech	L	4-0
3-22	at Georgia State	W	7-0
3-22	at Georgia State	L	3-2
3-24	at AUBURN*	W	6-0
3-24	at AUBURN*	W	5-2
3-25	at AUBURN*	W	4-3
3-28	at Kansas	L	3-1
3-28	at Kansas	W	3-0
3-31	FLORIDA*	L	2-1
3-31	FLORIDA*	L	1-0
4-1	FLORIDA*	W	1-0
4-3	LSU*	L	3-0
4-3	LSU*	W	3-2
4-4	LSU*	L	5-0
4-7	GEORGIA*	L	3-1
4-7	GEORGIA*	W	6-1
4-8	GEORGIA*	W	2-1 (8)
Border War (Stillwater, Okla.)			
4-11	at Oklahoma State	W	3-0
4-11	vs Tulsa	W	10-1
4-14	at TENNESSEE*	L	4-2
4-14	at TENNESSEE*	W	3-0
4-15	at TENNESSEE*	L	4-2
4-18	OLE MISS*	W	2-1 (8)
4-18	OLE MISS*	W	2-0
4-19	OLE MISS*	W	2-0
4-24	Oklahoma City	W	2-0
4-24	Oklahoma City	W	2-1
4-28	at MISSISSIPPI STATE*	L	2-1 (8)
4-28	at MISSISSIPPI STATE*	L	1-0
4-29	at MISSISSIPPI STATE*	L	3-0
5-5	KENTUCKY*	L	3-1
5-5	KENTUCKY*	W	4-0
5-6	KENTUCKY*	W	1-0
SEC Tournament (Chattanooga, Tenn.)			
5-10	vs #7 Alabama	L	2-0
5-11	vs Kentucky	W	1-0
5-12	vs Mississippi State	W	7-2
5-12	vs #22 South Carolina	L	1-0 (9)

2002

39-28-1 (14-16 SEC)
H: 15-9-1 | A: 14-12 | N: 10-7

Date	Opponent	W/L	Score
1-31	at FIU	W	5-3 (10)
Bethune-Cookman 3-Way (Daytona Beach, Fla.)			
2-3	at Bethune-Cookman	W	4-3 (8)
2-3	at Bethune-Cookman	W	2-1
2-3	vs UCF	L	6-5
2-3	vs UCF	W	2-1
Long Beach State Classic (Long Beach, Calif.)			
2-8	vs Loyola Marymount	W	2-1
2-8	at Long Beach State	W	2-1 (10)
2-9	vs UC Riverside	W	4-2
2-9	vs Loyola Marymount	W	3-0
2-10	at Long Beach State	L	2-1 (8)
2-10	vs UC Riverside	W	4-1
Aggie Invitational (College Station, Texas)			
2-15	vs Utah	L	3-0
2-15	at Texas A&M	L	2-1 (9)
2-16	vs Utah	W	1-0
2-16	vs Boston College	W	4-0
2-17	at Texas A&M	L	2-0
2-23	Oregon	W	5-1
2-23	Oregon	L	3-0
2-24	Oregon	W	8-5
2-27	at Oklahoma (DH)	-	Rained Out
Frost Cutlery Classic (Chattanooga, Tenn.)			
3-1	vs Virginia Tech	W	5-0
3-1	vs Wisconsin	W	6-0
3-9	at #24 SOUTH CAROLINA*	L	4-1
3-9	at #24 SOUTH CAROLINA*	W	5-2
3-10	at #24 SOUTH CAROLINA*	L	4-0
3-11	at Coastal Carolina	W	7-1
3-11	at Coastal Carolina	W	2-1
3-16	#17 ALABAMA*	W	2-0
3-16	#17 ALABAMA*	L	5-4
3-17	#17 ALABAMA*	L	4-1
3-21	at Southern Miss	W	2-1
3-21	at Southern Miss	W	3-2
3-23	AUBURN*	W	6-3
3-23	AUBURN*	W	4-0
3-24	AUBURN*	W	3-2
3-27	Kansas	L	2-1
3-27	Kansas	L	3-0
3-30	at FLORIDA*	L	4-1
3-30	at FLORIDA*	L	2-1
3-31	at FLORIDA*	W	4-1
4-2	#5 LSU*	L	3-0
4-2	#5 LSU*	L	4-0
4-3	#5 LSU*	L	5-0
4-6	at #23 GEORGIA*	L	3-2
4-6	at #23 GEORGIA*	L	4-3
4-7	at #23 GEORGIA*	L	3-1
Border War (Fayetteville)			
4-10	Oklahoma State	W	3-0
4-10	Tulsa	W	7-1
4-13	TENNESSEE*	W	6-0
4-13	TENNESSEE*	L	8-2
4-14	TENNESSEE*	W	4-0
4-17	at OLE MISS*	W	1-0
4-17	at OLE MISS*	L	3-2
4-18	at OLE MISS*	W	5-2
4-23	Oklahoma City	W	2-1 (8)
4-23	Oklahoma City	T	0-0
4-24	Missouri State	W	4-0
4-24	Missouri State	W	4-3 (10)
4-27	MISSISSIPPI STATE*	W	1-0
4-27	MISSISSIPPI STATE*	W	7-6
4-28	MISSISSIPPI STATE*	W	7-0
5-2	at KENTUCKY*	L	6-5 (8)
5-3	at KENTUCKY*	L	4-0
5-3	at KENTUCKY*	W	7-2
SEC Tournament (Chattanooga, Tenn.)			
5-9	vs #18 Alabama	L	2-1
5-10	vs Mississippi State	L	5-1
NCAA Regional (Norman, Okla.)			
5-16	vs #23 Texas A&M	L	6-2
5-17	vs Army	W	2-0
5-17	vs #8 Texas	L	6-2

2003

24-36 (8-22 SEC)
H: 7-12 | A: 8-17 | N: 9-7

Date	Opponent	W/L	Score
SWT/CenturyTel Classic (San Marcos, Texas)			
1-31	at Texas State	L	4-1
1-31	vs Houston	W	5-4
2-1	vs Texas Tech	W	6-5 (9)
2-1	vs Texas A&M-Corpus Christi	L	3-0
2-2	vs Oregon	W	3-1
UCF/Triple Crown Tournament (St. Augustine, Fla.)			
2-7	vs Evansville	L	2-0
2-7	vs Jacksonville	L	3-2 (8)
2-8	vs Kansas City	W	1-0 (8)
2-8	vs UCF	W	6-2
Pepsi/Arizona Invitational (Tucson, Ariz.)			
2-14	vs #6 Washington	L	12-3
2-15	vs Northwestern	L	8-0
2-15	vs Minnesota	L	7-4
2-16	at #2 Arizona	L	9-1
2-22	Akron	W	4-3
2-22	Akron	W	8-4
Desert Classic (St. George, Utah)			
2-28	vs Utah State	W	7-0
2-28	vs Utah State	W	9-0
3-2	vs Georgia Southern	W	13-6
3-3	vs CSUN	L	7-4
3-3	vs Georgia Southern	W	3-2
3-8	at #20 ALABAMA*	L	7-1
3-8	at #20 ALABAMA*	L	4-3
3-9	at #20 ALABAMA*	L	5-0
3-12	OLE MISS*	L	3-2
3-12	OLE MISS*	W	4-1
3-13	OLE MISS*	W	4-2
3-15	at AUBURN*	W	4-1
3-16	at AUBURN*	L	2-0
3-16	at AUBURN*	L	3-2
3-18	at Georgia Tech	L	3-2
3-18	at Georgia Tech	W	3-2
3-22	FLORIDA*	L	2-1 (8)
3-22	FLORIDA*	W	2-1
3-23	FLORIDA*	L	5-1
3-25	#14 SOUTH CAROLINA*	L	5-2
3-25	#14 SOUTH CAROLINA*	L	6-1
3-26	#14 SOUTH CAROLINA*	L	5-1
3-29	#9 GEORGIA*	L	6-1
3-29	#9 GEORGIA*	L	11-0
3-30	#9 GEORGIA*	L	4-0
4-1	Southern Miss	W	2-1 (9)
4-1	Southern MIss	L	7-6
4-3	at Tennessee Tech	W	2-1 (8)
4-3	at Tennessee Tech	W	7-1
4-5	at TENNESSEE*	L	1-0
4-5	at TENNESSEE*	L	9-2
4-6	at TENNESSEE*	L	2-0
4-16	at Kansas	W	5-1
4-16	at Kansas	L	1-0
4-18	at MISSISSIPPI STATE*	W	5-1
4-18	at MISSISSIPPI STATE*	L	3-2
4-19	at MISSISSIPPI STATE*	W	4-1
4-22	at #11 LSU*	L	10-1
4-22	at #11 LSU*	W	6-5
4-23	at #11 LSU*	L	8-0
4-26	KENTUCKY*	W	2-1
4-26	KENTUCKY*	L	4-0
4-27	KENTUCKY*	L	7-6 (10)
4-29	Missouri State	L	7-0
4-29	Missouri State	L	5-4

2004

18-40 (6-24 SEC)
H: 8-20 | A: 6-15 | N: 4-5

Date	Opponent	W/L	Score
Florida Tournament (Gainesville, Fla.)			
2-6	vs Chattanooga	L	1-0 (9)
2-6	vs USF	L	4-2
2-7	vs Appalachian State	W	1-0
2-7	at Florida	L	4-3
2-8	vs Missouri	L	5-3
UNLV Tournament (Las Vegas, Nev.)			
2-20	at UNLV	W	1-0
2-21	vs UTEP	W	5-0
2-21	vs Butler	W	5-3
2-21	vs Northern Illinois	W	1-0 (8)
2-22	vs Northwestern State	L	6-1
2-28	Mississippi Valley State	W	4-0
2-28	Mississippi Valley State	L	8-4
2-29	Mississippi Valley State	W	5-1
3-6	#8 ALABAMA*	L	8-3
3-6	#8 ALABAMA*	L	4-2
3-7	#8 ALABAMA*	L	7-1
3-13	AUBURN*	L	1-0 (9)
3-14	AUBURN*	L	9-0
3-14	AUBURN*	L	3-0
3-16	at #15 SOUTH CAROLINA*	L	6-1
3-16	at #15 SOUTH CAROLINA*	L	2-1 (8)
3-17	at #15 SOUTH CAROLINA*	L	6-5
3-19	at Jacksonville	W	2-1
3-20	at #17 FLORIDA*	L	3-1
3-20	at #17 FLORIDA*	L	7-2
3-21	at #17 FLORIDA*	W	5-4 (11)
3-24	Missouri State	W	6-5 (10)
3-24	Missouri State	W	2-0
3-25	Oklahoma City	L	1-0
3-25	Oklahoma City	L	5-1
3-27	at #5 GEORGIA*	L	8-0
3-27	at #5 GEORGIA*	L	5-2
3-28	at #5 GEORGIA*	L	2-1
Border War (Stillwater, Okla.)			
3-31	vs Tulsa	L	6-0
3-31	at Oklahoma State	L	2-1
4-3	#12 TENNESSEE*	L	7-3
4-3	#12 TENNESSEE*	W	6-3
4-4	#12 TENNESSEE*	L	6-0
4-6	#4 LSU*	L	7-0
4-6	#4 LSU*	L	8-0
4-7	#4 LSU*	L	10-1
4-9	Marshall	W	1-0 (11)
4-10	Marshall	L	3-0
4-13	at OLE MISS*	L	5-4 (11)
4-14	at OLE MISS*	L	2-0
4-14	at OLE MISS*	W	1-0 (9)
4-17	MISSISSIPPI STATE*	L	2-0
4-17	MISSISSIPPI STATE*	L	8-0
4-18	MISSISSIPPI STATE*	W	4-2
4-21	Kansas	L	5-4 (10)
4-21	Kansas	L	1-0
4-24	KENTUCKY*	W	1-0 (8)
4-24	KENTUCKY*	L	8-5
4-25	KENTUCKY*	W	5-1
4-29	at Wichita State	L	1-0
4-29	at Wichita State	L	3-0

2005

19-43 (4-25 SEC)
H: 11-18 | A: 4-21 | N: 4-5

Date	Opponent	W/L	Score
Mustang Roundup (San Luis Obispo, Calif.)			
2-4	vs Sacramento State	L	4-0
2-4	vs Nevada	W	3-4
2-5	vs Colorado State	W	2-1
2-5	at Cal Poly	L	8-0
2-6	vs Colorado State	L	6-4
Las Cruces Hilton Classic (Las Cruces, N.M.)			
2-11	vs UT Arlington	W	5-4
2-11	vs Kansas	L	5-1
2-13	vs Purdue	W	7-6
2-13	at New Mexico State	L	8-3
Islander Invitational (Corpus Christi, Texas)			
2-18	vs UT Arlington	L	3-0
2-18	at Texas A&M-Corpus Christi	L	2-0
2-20	vs Sam Houston State	L	1-0
Lady'Back Invitational (Fayetteville)			
2-26	Kansas City	W	7-1
2-26	ULM	W	6-1
2-27	ULM	W	8-0
3-2	at #12 Oklahoma	L	12-0
3-2	at #12 Oklahoma	L	8-0
Arkansas Invitational (Fayetteville)			
3-5	Mississippi Valley State	W	8-2
3-5	Northwestern State	L	5-2
3-6	Northwestern State	W	2-1
3-6	Mississippi Valley State	W	9-1
3-8	SOUTH CAROLINA*	L	6-1
3-8	SOUTH CAROLINA*	L	3-0
3-9	SOUTH CAROLINA*	L	5-3
3-12	at AUBURN*	L	4-0
3-12	at AUBURN*	L	10-1
3-13	at AUBURN*	L	10-2
3-16	Stephen F. Austin	L	9-5
3-16	Stephen F. Austin	L	7-6
3-19	#16 FLORIDA*	L	2-1 (8)
3-19	#16 FLORIDA*	L	9-0
3-20	#16 FLORIDA*	L	8-0
3-23	Centenary	W	3-1
3-23	Centenary	W	6-5
3-25	#13 GEORGIA*	L	1-0
3-25	#13 GEORGIA*	L	10-0
3-26	#13 GEORGIA*	L	10-4
Border War (Fayetteville)			
3-29	Oklahoma State	L	4-3
3-29	Tulsa	W	7-2
4-3	at #4 TENNESSEE*	L	6-0
4-3	at #4 TENNESSEE*	L	2-1
4-6	LSU*	W	5-3
4-6	LSU*	L	8-3
4-7	LSU*	L	6-4
4-13	at Missouri State	L	5-3
4-13	at Missouri State	W	4-0
4-16	at MISSISSIPPI STATE*	L	5-4
4-16	at MISSISSIPPI STATE*	L	1-0
4-17	at MISSISSIPPI STATE*	L	2-1
4-19	Oklahoma City	L	1-0
4-19	Oklahoma City	W	7-4
4-23	KENTUCKY*	W	10-2
4-23	KENTUCKY*	W	4-0
4-24	KENTUCKY*	W	10-2
4-26	at Kansas	L	7-2
4-26	at Kansas	L	6-5
5-3	OLE MISS*	L	2-1
5-3	OLE MISS*	L	4-1
5-4	OLE MISS*	L	1-0 (9)
5-6	at #9 ALABAMA*	L	4-0
5-7	at #9 ALABAMA*	L	4-0
5-7	at #9 ALABAMA*	L	8-1

2006

26-35 (10-19 SEC)
H: 17-17 | A: 6-12 | N: 3-6

Date	Opponent	W/L	Score
Diamond Fun and Sun Classic (Miami, Fla.)			
2-10	vs #10 Georgia	L	7-6 (9)
2-10	vs North Carolina	L	5-0
2-11	vs #24 Iowa	W	1-0
2-11	at FIU	L	8-3
2-12	vs #24 Iowa	L	5-1
2-12	vs North Carolina	L	8-4
Centenary College Classic (Shreveport, La.)			
2-17	vs UAB	L	9-1
2-17	at Centenary	L	6-4
Lady'Back Invitational (Fayetteville)			
2-24	Drake	W	1-0 (8)
2-24	Penn State	L	3-2 (10)
2-25	North Dakota State	W	3-0
2-26	Kansas City	W	3-0
2-26	Missouri State	W	3-2
Country Inn and Suites Arkansas Invitational (Fayetteville)			
3-3	Jacksonville State	W	2-1 (11)
3-3	Jacksonville State	W	6-2
3-4	Northwestern State	W	7-0
3-4	Northwestern State	W	3-1 (8)
3-5	Centenary	W	3-0
3-5	Centenary	W	1-0
3-11	at #12 GEORGIA*	L	6-1
3-11	at #12 GEORGIA*	L	6-3
3-12	at #12 GEORGIA*	W	1-0
3-16	Oklahoma City	L	7-6
3-16	Oklahoma City	W	7-0 (1)
3-18	#22 MISSISSIPPI STATE*	L	5-0
3-18	#22 MISSISSIPPI STATE*	L	5-2
3-19	#22 MISSISSIPPI STATE*	W	4-2
3-21	at OLE MISS*	L	2-1
3-21	at OLE MISS*	W	4-3
3-22	at OLE MISS*	W	9-0 (5)
3-25	at FLORIDA*	L	9-8
3-25	at FLORIDA*	W	5-1
3-26	at FLORIDA*	L	3-2 (10)
Border War (Tulsa, Okla.)			
3-29	vs Oklahoma State	L	8-1
3-29	at Tulsa	L	7-4
4-1	#5 TENNESSEE*	L	5-0
4-1	#5 TENNESSEE*	L	8-1
4-2	#5 TENNESSEE*	L	6-0
4-5	Kansas	L	2-1
4-5	Kansas	L	1-0
4-9	at SOUTH CAROLINA*	L	3-0
4-9	at SOUTH CAROLINA*	L	1-0
4-11	Missouri State	W	5-1
4-11	Missouri State	W	1-0
4-14	at KENTUCKY*	L	8-0 (6)
4-15	at KENTUCKY*	W	2-1
4-15	at KENTUCKY*	W	2-0
4-19	vs ULM (Sherwood, Ark.)	W	3-2
4-19	vs ULM (Sherwood, Ark.)	W	4-3
4-22	#18 AUBURN*	L	5-4
4-22	#18 AUBURN*	W	2-0
4-23	#18 AUBURN*	L	2-1
4-25	#11 LSU*	W	3-2
4-26	#11 LSU*	L	4-3
4-26	#11 LSU*	W	3-2 (9)
5-1	#23 Oklahoma	L	5-4
5-1	#23 Oklahoma	L	5-0
5-5	#4 ALABAMA*	L	7-2
5-5	#4 ALABAMA*	L	7-0
5-6	#4 ALABAMA*	L	9-2
SEC Tournament (Athens, Ga.)			
5-11	at #8 Georgia	L	2-0

2007

21-43 (6-22 SEC)
H: 9-19 | A: 6-19 | N: 6-5

Date	Opponent	W/L	Score
USF-Best Western Tournament (Tampa, Fla.)			
2-9	vs Virginia	L	2-1
2-9	at #22 USF	W	6-5
2-10	vs WKU	L	1-0
2-10	at #22 USF	L	2-1
2-11	Virginia	L	4-1
Texas A&M Aggie Classic (College Station, Texas)			
2-16	vs UTSA	W	8-0
2-16	at #3 Texas A&M	L	4-1
2-17	vs UTSA	W	7-0
2-17	at #3 Texas A&M	L	11-0 (5)
2-18	vs Rutgers	W	8-6
Clarion Inn Lady'Back Invitational (Fayetteville)			
2-23	Kansas City	W	7-0
2-23	Wichita State	L	3-1
2-24	Missouri	L	6-3
2-24	Colorado State	L	6-1
2-25	Missouri	L	12-11
2-28	at #6 Oklahoma	L	14-0 (5)
2-28	at #6 Oklahoma	L	10-2 (5)
Holiday Inn Express Arkansas Invitational (Fayetteville)			
3-2	ULM	W	1-0
3-2	Northern Iowa	L	3-0
3-3	Northern Iowa	W	9-1 (6)
3-3	ULM	L	4-1
3-4	Northern Iowa	W	6-5
3-4	ULM	W	8-5
3-6	North Texas	W	7-3
3-10	SOUTH CAROLINA*	L	1-0
3-10	SOUTH CAROLINA*	W	7-0
3-11	SOUTH CAROLINA*	L	4-1
3-14	Western Illinois	L	3-1
3-14	Western Illinois	L	2-1
Big Red Tournament (Lincoln, Neb.)			
3-16	at Nebraska	L	6-2
3-16	vs North Dakota State	L	10-0 (5)
3-17	at Nebraska	L	5-0
3-17	vs North Dakota State	W	2-1
3-18	vs North Dakota State	L	6-5
3-18	at Nebraska	W	5-4
3-21	at #2 ALABAMA*	L	9-0 (5)
3-21	at #2 ALABAMA*	L	5-2
3-24	at #1 TENNESSEE*	L	4-0
3-24	at #1 TENNESSEE*	L	1-0
3-25	at #1 TENNESSEE*	L	5-0
3-27	AUBURN*	L	3-1
3-27	AUBURN*	L	2-1
Border War (Stillwater, Okla.)			
3-29	at Oklahoma State	-	Cancelled
3-29	vs Tulsa	-	Cancelled
3-31	KENTUCKY*	W	14-8
3-31	KENTUCKY*	W	5-2
4-1	KENTUCKY*	W	2-0
4-3	at Kansas	L	4-2
4-3	at Kansas	W	6-1
4-6	at #23 FLORIDA*	L	4-0
4-6	at #23 FLORIDA*	L	5-0
4-7	at #23 FLORIDA*	W	1-0
4-11	Alcorn State	-	Rained Out
4-14	at OLE MISS*	W	7-0
4-14	at OLE MISS*	L	1-0
4-15	at OLE MISS*	L	7-4
4-18	Louisiana Tech (Sherwood, Ark.)	W	1-0
4-18	Louisiana Tech (Sherwood, Ark.)	W	5-4
4-21	#6 LSU*	L	5-0
4-21	#6 LSU*	L	7-0
4-22	#6 LSU*	L	3-1
4-25	at Wichita State	-	Canceled
4-28	GEORGIA*	L	5-0
4-28	GEORGIA*	L	7-2
4-29	GEORGIA*	L	5-3
5-4	at MISSISSIPPI STATE*	L	3-1
5-4	at MISSISSIPPI STATE*	W	11-8
5-5	at MISSISSIPPI STATE*	L	8-0 (5)

2008

37-29 (8-20 SEC)
H: 16-12 | A: 6-13 | N: 15-4

Date	Opponent	W/L	Score
Century Bank Classic (Texarkana, Ark.)			
2-8	vs UAB	W	6-5 (8)
2-8	vs UAB	L	4-2
2-9	vs Oklahoma State	W	4-3
2-9	vs Oklahoma State	W	3-2 (9)
2-10	vs Centenary	W	13-1 (6)
2-10	vs Centenary	W	9-1 (5)
Metrodome Classic (Minneapolis, Minn.)			
2-15	vs Tennessee Tech	W	2-1
2-15	vs Nothern Iowa	L	3-0
2-15	vs Drake	W	5-4
2-16	vs Western Illinois	W	4-3
2-17	vs Iowa	W	5-3
2-17	at Minnesota	W	2-1
2-21	Northern Colorado	W	6-0
Clarion Inn Arkansas Invitational (Fayetteville)			
2-22	Nothern Colorado	W	12-2 (5)
2-23	Alcorn State	W	7-4
2-24	Creighton	W	7-2
2-24	Saint Louis	W	18-3 (5)
Wilson/DeMarini Invitational (Tempe, Ariz.)			
2-29	vs San Jose State	W	9-2
2-29	vs FIU	W	13-4 (5)
3-1	vs Creighton	W	10-1
3-1	at #2 Arizona State	L	6-5 (8)
3-2	vs Drake	L	10-0 (5)
3-8	at SOUTH CAROLINA*	L	5-4
3-8	at SOUTH CAROLINA*	W	3-2
3-9	at SOUTH CAROLINA*	L	4-0
3-12	Indiana State	W	12-2 (5)
3-12	Indiana State	W	4-1
3-14	#4 FLORIDA*	L	1-0
3-14	#4 FLORIDA*	L	3-1
3-15	#4 FLORIDA*	L	7-2
3-18	at AUBURN*	L	9-6
3-18	at AUBURN*	L	5-3
3-21	#8 TENNESSEE*	W	5-2
3-21	#8 TENNESSEE*	L	11-2
3-22	#8 TENNESSEE*	L	4-2
Border War (Fayetteville)			
3-26	Oklahoma State	W	4-0
3-26	Tulsa	L	2-1
3-29	at #15 GEORGIA*	L	3-1
3-29	at #15 GEORGIA*	L	13-1
3-30	at #15 GEORGIA*	L	3-1
4-2	ULM	W	3-0
4-2	ULM	W	6-0
4-4	Texas A&M-Corpus Christi	W	11-2 (5)
4-5	Texas A&M-Corpus Christi	W	8-1
4-5	Texas A&M-Corpus Christi	W	5-1
4-7	#11 Oklahoma	W	3-2
4-7	#11 Oklahoma	L	3-2 (8)
4-10	Kansas	-	Canceled
4-12	at KENTUCKY*	W	6-5 (9)
4-12	at KENTUCKY*	W	3-0
4-13	at KENTUCKY*	W	14-1 (5)
4-17	#1 ALABAMA*	L	4-0
4-17	#1 ALABAMA*	L	3-0
4-19	OLE MISS*	W	3-2
4-19	OLE MISS*	L	8-0 (5)
4-20	OLE MISS*	L	6-1
4-26	#15 LSU*	L	4-0
4-26	#15 LSU*	L	8-6 (8)
4-27	#15 LSU*	L	4-0
4-29	at Missouri State	L	5-2
4-29	at Missouri State	W	9-1 (5)
5-3	#23 MISSISSIPPI STATE*	W	3-1
5-3	#23 MISSISSIPPI STATE*	L	9-1
5-4	#23 MISSISSIPPI STATE*	W	7-6
NCAA Regional (Norman, Okla.)			
5-16	vs Tulsa	W	7-5
5-17	at #7 Oklahoma	L	6-5 (11)
5-17	vs Oregon	L	3-0

2009

27-29 (10-16 SEC)
H: 10-8 | A: 8-14 | N: 9-7

Date	Opponent	W/L	Score
Southern Miss Invitational (Hattiesburg, Miss.)			
2-6	at Southern Miss	W	5-3
2-7	vs WKU	W	7-4
2-7	at Southern Miss	L	9-7
2-8	vs Samford	W	6-2
Metrodome Classic (Minneapolis, Minn.)			
2-13	vs Drake	L	6-5
2-14	at Minnesota	W	3-2
2-14	vs Western Illinois	W	5-3
2-15	vs Northern Iowa	L	7-0
2-15	vs Green Bay	W	8-0
FAU/FIU Strikeout Cancer Tourn (Boca Raton, Fla.)			
2-20	vs FIU	L	10-1
2-20	at FAU	L	2-1
2-21	vs Missouri	L	8-0
2-21	at FAU	L	8-0
2-22	vs Fordham	W	7-3
Holiday Inn NWA Razorback Invitational (Fayetteville)			
2-27	Bradley	W	10-5
2-27	Ball State	W	1-0
Oklahoma State Mizuno Classic (Stillwater, Okla.)			
3-6	vs Drake	W	6-3
3-7	vs Cleveland State	W	3-1
3-7	vs Northern Colorado	L	6-2
3-8	at Oklahoma State	L	7-6
3-11	SOUTH CAROLINA*	W	4-0
3-11	SOUTH CAROLINA*	W	7-0
3-17	at MISSISSIPPI STATE*	W	8-3
3-17	at MISSISSIPPI STATE*	W	5-1
3-18	at MISSISSIPPI STATE*	W	3-2
3-21	KENTUCKY*	L	11-4
3-21	KENTUCKY*	W	8-5
3-22	KENTUCKY*	W	4-3
3-25	#9 TENNESSEE*	L	9-0
3-28	at OLE MISS*	L	5-4
3-28	at OLE MISS*	L	3-2
3-29	at OLE MISS*	W	6-0
Border War (Tulsa, Okla.)			
4-1	vs. Oklahoma State	W	8-0
4-1	at Tulsa	W	9-5
4-4	AUBURN*	L	4-3
4-4	AUBURN*	W	4-2
4-5	AUBURN*	L	5-4
4-8	at #13 Oklahoma	W	11-9
4-10	LSU*	W	8-7
4-10	LSU*	L	10-4
4-11	LSU*	L	7-4
4-15	Centenary	W	6-2
4-18	at #6 ALABAMA*	L	9-1
4-18	at #6 ALABAMA*	L	7-1
4-19	at #6 ALABAMA*	L	9-0
4-22	Missouri State	L	2-1
4-25	at #1 FLORIDA*	L	11-0
4-25	at #1 FLORIDA*	L	11-0
4-26	at #1 FLORIDA*	L	6-0
4-29	Kansas City	W	7-1
4-29	Kansas City	W	16-1
5-3	#9 GEORGIA*	L	8-0
5-3	#9 GEORGIA*	L	8-2
SEC Tournament (Knoxville, Tenn.)			
5-7	#5 Alabama	L	6-0
NCAA Regional (Norman, Okla.)			
5-15	vs Tulsa	L	6-0
5-16	at #10 Oklahoma	L	21-2

2010

28-29 (10-18 SEC)
H: 12-13 | A: 7-11 | N: 9-5

Date	Opponent	W/L	Score
Metrodome Classic (Minneapolis, Minn.)			
2-12	vs Western Illinois	L	5-4
2-12	vs Iowa	W	2-1
2-13	vs Drake	L	2-1
2-13	at Minnesota	L	4-1
2-14	vs Iowa State	W	2-1
North Texas Invitational (Denton, Texas)			
2-19	at North Texas	L	10-2
2-19	vs Sam Houston State	W	12-1
2-20	vs Missouri State	W	6-5
2-20	vs Buffalo	W	6-0
NFCA Lead-Off Classic (Columbus, Ga.)			
2-26	vs Nebraska	W	2-0
2-26	vs UCF	W	6-0
2-27	vs #8 Georgia Tech	L	11-2 (5)
2-27	vs Iowa	W	3-2
2-28	vs Illinois	L	7-4
Razorback Invitational (Fayetteville)			
3-5	Eastern Illinois	W	9-1
3-5	#19 Louisiana	L	5-2
3-6	Iowa State	L	2-1
3-6	Drake	W	5-0
3-7	Southern Miss	W	2-1
Arkansas Invitational (Fayetteville)			
3-13	Louisiana Tech	W	5-2
3-13	Southeast Missouri	W	4-2
3-14	SIUE	W	9-3
3-14	Louisiana Tech	W	5-3 (9)
3-17	at SOUTH CAROLINA*	W	8-5
3-17	at SOUTH CAROLINA*	W	3-2
3-20	at KENTUCKY*	L	5-0
3-20	at KENTUCKY*	L	4-1
3-21	at KENTUCKY*	W	9-8
3-24	#9 Oklahoma	L	6-1
3-27	MISSISSIPPI STATE*	W	7-2
3-27	MISSISSIPPI STATE*	W	11-6
3-28	MISSISSIPPI STATE*	W	18-13
3-31	at Tulsa	L	13-2 (5)
3-31	at Tulsa	W	3-1
4-2	at #8 GEORGIA*	W	3-2 (8)
4-2	at #8 GEORGIA*	W	10-5
4-3	at #8 GEORGIA*	L	4-0
4-10	#4 FLORIDA*	L	9-5
4-10	#4 FLORIDA*	L	12-3 (5)
4-11	#4 FLORIDA*	L	6-1
4-14	#16 TENNESSEE*	L	3-1
4-14	#16 TENNESSEE*	L	5-3
4-17	at #15 LSU*	L	4-2
4-17	at #15 LSU*	L	3-2 (10)
4-18	at #15 LSU*	L	3-2
4-21	vs Memphis	W	6-1
4-24	#5 ALABAMA*	L	6-1
4-24	#5 ALABAMA*	L	16-8 (6)
4-25	#5 ALABAMA*	L	8-6
4-28	Missouri State	W	11-3
5-1	OLE MISS*	W	5-0
5-1	OLE MISS*	W	9-0 (5)
5-2	OLE MISS*	L	10-6
5-8	at AUBURN*	L	4-3
5-8	at AUBURN*	L	3-2
5-9	at AUBURN*	L	2-1
SEC Tournament (Fayetteville)			
5-13	#5 Alabama	L	9-0 (5)

2011

13-19 (3-23 SEC)
H: 3-12 | A: 1-21 | N: 9-6

Date	Opponent	W/L	Score
25th Annual Louisiana Classics (Lafayette, La.)			
2-11	vs Prairie View A&M	W	16-0
2-11	vs Sam Houston State	W	6-5 (9)
2-12	at #17 Louisiana	L	14-1
2-12	vs Sam Houston State	L	9-6 (8)
2-13	vs Rhode Island	W	8-0
Louisville Slugger Desert Classic (Las Vegas, N.V.)			
2-18	vs #1 UCLA	W	4-3
2-18	at UNLV	L	3-2
2-19	vs #14 Oregon	L	8-7 (8)
2-19	vs Long Beach State	L	11-0
2-20	vs Utah	W	8-4 (8)
Holiday Inn Emerald Beach Islanders Classic (Corpus Christi, Texas)			
2-24	vs Rutgers	L	4-3 (9)
2-25	vs Texas Southern	W	14-4
2-25	at Texas A&M-Corpus Christi	L	5-4
2-26	vs Rutgers	W	5-2
2-26	at Texas A&M-Corpus Christi	L	4-0
USF Under Armour Invitational (Tampa, Fla.)			
3-4	vs Ball State	L	3-2
3-4	at USF	L	2 -0
3-5	vs East Tennessee State	W	4-2
3-5	vs #5 Michigan	L	8-0 (5)
3-6	vs Loyola Marymount	W	5-2 (8)
3-9	at #14 Missouri	L	12-0 (5)
3-11	#24 AUBURN*	L	5-1
3-12	#24 AUBURN*	L	9-1 (6)
3-13	#24 AUBURN*	L	2-0
3-16	#21 KENTUCKY*	L	4 -0
3-16	#21 KENTUCKY*	L	7-2 (11)
3-18	at MISSISSIPPI STATE*	L	3-0
3-19	at MISSISSIPPI STATE*	L	2 -0
3-20	at MISSISSIPPI STATE*	L	6 -5
3-23	at OLE MISS*	L	4 -3
3-23	at OLE MISS*	W	7-6
3-25	at #1 ALABAMA*	L	10-1 (5)
3-26	at #1 ALABAMA*	L	12-3 (5)
3-27	at #1 ALABAMA*	L	9-0 (5)
Border War (Stillwater, Okla.)			
3-30	vs Tulsa	-	Canceled
3-30	at #19 Oklahoma State	L	1-0 (8)
4-1	LSU*	L	8-0
4-2	LSU*	L	10-1
4-3	LSU*	L	1-0
4-6	Missouri State	L	2 -1
4-8	at #10 FLORIDA*	L	4 -0
4-9	at #10 FLORIDA*	L	8 -1
4-10	at #10 FLORIDA*	L	8-0 (5)
4-16	SOUTH CAROLINA*	L	7-3
4-16	SOUTH CAROLINA*	W	2-1 (9)
4-17	SOUTH CAROLINA*	L	5-4
4-19	vs Memphis	L	14-2 (6)
4-23	#3 GEORGIA*	W	2-1
4-23	#3 GEORGIA*	-	Rained Out
4-24	#3 GEORGIA*	-	Rained Out
4-26	ULM	W	1-0 (8)
4-26	ULM	-	Canceled
4-29	at #6 TENNESSEE*	L	11-1
4-30	at #6 TENNESSEE*	L	8-0 (5)
5-1	at #6 TENNESSEE*	L	9-1 (5)
5-5	Kansas City	L	2-1

2012

29-28 (7-21 SEC)
H: 16-14 | A: 8-13 | N: 5-1

Date	Opponent	W/L	Score
Baylor Tournament (Waco, Texas)			
2-10	vs Belmont	W	16-3 (5)
2-10	vs UT Arlington	L	4-1
2-11	vs Iowa	W	10 -2 (5)
2-11	at #7 Baylor	W	5-1
2-12	vs Wichita State	W	8-0 (5)
South Florida Tournament (Tampa, Fla.)			
2-17	vs Georgia Southern		Canceled
2-18	vs Drake	W	4-1
2-18	at USF	L	7-6
2-19	vs Wisconsin	W	5-1
Arkansas Invitational (Fayetteville)			
2-24	Northwestern State	W	10-7
2-24	Temmessee State	W	7-0
2-25	Jackson State	W	5-4
2-25	Northwestern State	W	6-0
2-26	Jackson State	W	4-3 (8)
3-2	Drake	W	5-4
Woo Pig Classic (Fayetteville)			
3-3	Butler	W	3-1
3-3	Drake	W	8-6
3-4	IUPUI	W	3-1
3-4	Butler	W	6-5 (8)
3-7	OLE MISS*	L	13-0 (5)
3-7	OLE MISS*	L	7-6
3-9	at SOUTH CAROLINA*	W	5-4 (8)
3-10	at SOUTH CAROLINA*	L	7-2
3-11	at SOUTH CAROLINA*	L	8-7
3-14	#12 Missouri	L	4-0
3-16	#11 TENNESSEE*	L	8-0
3-17	#11 TENNESSEE*	W	4-1
3-18	#11 TENNESSEE*	L	2-0
3-22	Murray St. (DH)		Canceled
3-23	#4 FLORIDA*	L	6-0
3-24	#4 FLORIDA*	L	3-2
3-25	#4 FLORIDA*	L	5-0
3-28	Tulsa	L	6-0
3-30	at LSU*	L	1-0
3-31	at LSU*	L	9-0 (5)
4-1	at LSU*	L	3-2
4-6	MISSISSIPPI STATE*	L	2-1
4-6	MISSISSIPPI STATE*	L	7-2
4-7	MISSISSIPPI STATE*	W	13-2 (5)
4-11	at KENTUCKY*	L	9-7 (8)
4-11	at KENTUCKY*	W	7-3
4-14	UT Martin	W	6-4
4-14	UT Martin	W	4-2
4-17	Kansas City	W	2-0
4-20	at AUBURN*	L	3-2 (8)
4-21	at AUBURN*	L	5-1
4-22	at AUBURN*	W	5-1
4-25	at Tulsa	L	12-9
4-27	#4 ALABAMA*	L	13-6
4-28	#4 ALABAMA*	W	8-1
4-29	#4 ALABAMA*	L	5-1
5-2	at Missouri State	W	4-0
5-5	at #11 GEORGIA*	L	3-2
5-5	at #11 GEORGIA*	W	2-1
5-6	at #11 GEORGIA*	L	7-1
NCAA Regional (Berkeley, Calif.)			
5-18	Boston U	W	3-2
5-19	#1 California	W	3-2
5-20	#1 California	L	10-2 (6)
5-21	#1 California	L	7-0

2013

36-20 (12-10 SEC)
H: 19-6 | A: 8-10 | N: 9-4

Date	Opponent	W/L	Score
Red Desert Classic (St. George, Utah)			
2-8	vs Colorado State	W	5-4 (9)
2-8	vs Southern Utah	W	3-2
2-9	vs Loyola Marymount	W	8-3
2-9	vs Weber State	W	10-2 (5)
2-10	vs Utah	W	5-1
2-13	at Jackson State	W	8-2
2-13	at Jackson State	W	8-0 (5)
Unconquered Invitational (Tallahassee, Fla.)			
2-15	vs #25 Hofstra	L	8-1
2-15	at #21 Florida State	L	9-1 (5)
2-16	vs Tulsa	L	3-1
2-16	vs Tulsa	W	14-3 (5)
2-17	vs #25 Hofstra	L	6-4 (6)
Arkansas Invitational (Fayetteville, Ark.)			
2-22	ULM	W	14-3 (5)
2-23	Murray State	W	8-0 (6)
2-23	Saint Louis	W	8-0 (6)
2-24	ULM	L	7-6 (8)
2-24	Saint Louis	W	8-0 (6)
Wooo Pig Classic (Fayetteville, Ark.)			
3-1	Wright State	W	11-3 (6)
3-1	Northern Iowa	W	8-0 (5)
3-2	Jacksonville State	L	5-4
3-2	Northern Iowa	W	17-1 (5)
3-3	Jackonsville State	W	3-2
3-8	Utah Valley	W	3-0
3-9	Utah Valley	W	5-0
3-10	Utah Valley	L	3-1
3-12	Stephen F. Austin	W	9-2
3-15	at #5 TEXAS A&M*	L	3-1
3-16	at #5 TEXAS A&M*	L	7-3
3-17	at #5 TEXAS A&M*	L	9-1 (5)
3-19	at Savannah State	W	10-0 (6)
3-20	at Savannah State	W	14-1
3-22	at #3 FLORIDA*	L	8-0 (6)
3-22	at #3 FLORIDA*	L	5-2
3-23	at #3 FLORIDA*	L	1-0
3-27	Kansas City	W	9-1 (5)
3-29	GEORGIA*	W	5-2
3-30	GEORGIA*	W	5-3
3-30	GEORGIA*	W	8-1
4-5	#13 LSU*	L	8-2
4-6	#13 LSU*	W	4-3
4-7	#13 LSU*	L	5-4
4-12	at #8 MISSOURI*	L	9-0 (5)
4-13	at #8 MISSOURI*	W	4-1 (11)
4-14	at #8 MISSOURI*	W	11-10 (8)
4-19	KENTUCKY*	W	4-1
4-20	KENTUCKY*	W	4-0
4-21	KENTUCKY*	L	5-3
4-26	at #2 TENNESSEE*	W	2-1
4-27	at #2 TENNESSEE*	-	Cancelled
4-28	at #2 TENNESSEE*	-	Cancelled
5-3	AUBURN*	W	6-0
5-4	AUBURN*	W	8-7 (8)
5-5	AUBURN*	W	5-0
SEC Tournament (Lexington, Ky.)			
5-9	vs #8 Missouri	L	0-8 (5)
NCAA Regional (Norman, Okla.)			
5-17	vs Fordham	W	5-1
5-18	at #1 Oklahoma	L	5-10
5-18	vs Fordham	W	5-2
5-19	at #1 Oklahoma	L	1-14 (5)

2014

27-28 (5-19 SEC)
H: 15-14 | A: 6-11 | N: 6-3

Date	Opponent	W/L	Score
UNLV Sportsco Kick-Off Classic (Las Vegas, Nev.)			
2-7	vs UC Davis	L	5-4
2-7	at UNLV	W	12-4 (5)
2-8	vs San Diego	W	10-1 (5)
2-8	vs #3 Washington	L	6-1
2-9	vs #16 Baylor	L	5-0
Arkansas Invitational (Fayetteville)			
2-13	Jackson State	W	8-0 (5)
2-13	Butler	W	8-1
2-14	St. John's	W	8-1
2-15	St. John's	W	10-0 (5)
2-16	Kansas City	W	10-0 (5)
2-19	Northwestern State	W	9-1 (5)
FGCU Tournament (Ft. Myers, Fla.)			
2-21	vs Eastern Michigan	W	13-0 (5)
2-21	vs North Dakota	W	20-1 (5)
2-22	vs Villanova	W	12-0 (5)
2-22	at FGCU	W	14-7
2-23	vs Harvard	W	9-4
Wooo Pig Classic (Fayetteville)			
2-28	Stephen F. Austin	L	7-6
2-28	Drake	W	10-6
3-1	Louisiana Tech	W	9-1 (6)
3-1	Drake	L	7-4
Razorback Invitational (Fayetteville)			
3-8	Mississippi Valley State	W	20-4 (5)
3-8	Bradley	W	4-2
3-9	Bradley	W	9-1 (6)
3-9	Mississippi Valley State	W	13-5 (5)
3-12	at #20 Tulsa	L	6-1
3-14	#2 TENNESSEE*	L	9-2
3-15	#2 TENNESSEE*	W	5-4
3-15	#2 TENNESSEE*	L	8-0 (6)
3-19	vs Memphis	W	4-0
3-21	at OLE MISS*	L	11-4
3-22	at OLE MISS*	L	13-6
3-23	at OLE MISS*	W	15-7 (5)
3-25	at Jackson State	W	7-4
3-25	at Jackson State	L	3-1
3-29	#17 TEXAS A&M*	L	8-7
3-29	#17 TEXAS A&M*	L	9-8
3-30	#17 TEXAS A&M*	L	11-7 (8)
4-1	Missouri State	W	9-0 (5)
4-4	at #4 ALABAMA*	L	8-0 (6)
4-5	at #4 ALABAMA*	L	12-1 (5)
4-5	at #4 ALABAMA*	L	4-3
4-9	#15 Tulsa	L	4-1
4-11	SOUTH CAROLINA*	W	11-10
4-12	SOUTH CAROLINA*	L	7-5
4-13	SOUTH CAROLINA*	L	6-4
4-18	at #8 KENTUCKY*	L	4-3
4-19	at #8 KENTUCKY*	L	7-5
4-20	at #8 KENTUCKY*	W	8-0 (6)
4-25	at MISSISSIPPI STATE*	W	6-4
4-26	at MISSISSIPPI STATE*	L	18-7 (5)
4-27	at MISSISSIPPI STATE*	L	8-0 (6)
4-30	#12 Oklahoma	L	10-2 (5)
5-2	#7 FLORIDA*	L	8-3
5-3	#7 FLORIDA*	L	11-0
5-4	#7 FLORIDA*	L	5-1

2015

16-37 (1-23 SEC)
H: 1-17 | A: 4-14 | N: 11-6

Date	Opponent	W/L	Score
FAU Kick-Off Classic (Boca Raton, Fla.)			
2-6	vs Penn State	L	6-4
2-6	at FAU	L	12-7
2-7	vs LIU Brooklyn	W	8-0 (5)
2-7	vs Kansas	L	4-3
2-8	vs Georgia Tech	W	2-0
Dot Richardson Invitational (Clermont, Fla.)			
2-13	vs Florida A&M	W	10-2 (6)
2-13	vs Liberty	L	5-2
2-14	vs Louisville	L	11-5
2-14	vs UCF	L	6-1
2-15	vs Chattanooga	L	7-3
Diamond 9 Citrus Classic (Orlando, Fla.)			
2-20	vs George Washington	W	7-6
2-20	vs Jacksonville State	W	4-0
2-21	vs Marist	W	9-5
2-21	vs Virginia	W	6-5
Lion Classic Scramble (Hammond, La.)			
2-27	vs Saint Louis	W	4-1 (8)
2-27	vs UT Martin	W	8-7 (8)
2-28	vs Saint Louis	W	6-3
2-28	at Southeastern Louisiana	W	6-5
3-1	vs Southeast Missouri	W	5-2
3-6	at #5 LSU*	L	10-0 (5)
3-7	at #5 LSU*	L	6-0
3-8	at #5 LSU*	L	7-1
3-10	Tulsa	L	5-4
3-12	at Missouri State	W	11-5
3-14	Texas	L	8-7 (9)
3-15	Texas	L	11-2
3-16	Texas	L	8-6
3-20	at #8 GEORGIA*	L	10-0 (5)
3-21	at #8 GEORGIA*	L	12-4 (6)
3-21	at #8 GEORGIA*	L	9-1 (5)
3-24	at Jacksonville State	W	6-2
3-27	OLE MISS*	L	7-3
3-28	OLE MISS*	L	6-4 (8)
3-29	OLE MISS*	L	4-2
3-31	at Tulsa	L	10-2 (6)
4-4	MISSISSIPPI STATE*	L	3-0
4-5	MISSISSIPPI STATE*	L	3-2
4-6	MISSISSIPPI STATE*	L	16-4 (6)
4-8	at #5 Oklahoma	L	10-1 (5)
4-10	at SOUTH CAROLINA*	L	8-0 (6)
4-11	at SOUTH CAROLINA*	W	5-4 (8)
4-12	at SOUTH CAROLINA*	L	8-3
4-17	#20 MISSOURI*	L	9-0 (5)
4-18	#20 MISSOURI*	L	11-1 (5)
4-19	#20 MISSOURI*	L	10-0 (6)
4-24	at #8 AUBURN*	L	9-1 (6)
4-25	at #8 AUBURN*	L	9-1 (5)
4-26	at #8 AUBURN*	L	10-2 (5)
4-29	Southeast Missouri	W	13-5 (5)
4-29	Southeast Missouri	L	4-3 (8)
5-1	#4 ALABAMA*	L	9-1
5-2	#4 ALABAMA*	L	14-2
5-3	#4 ALABAMA*	L	1-0

2016

17-39 (1-23 SEC)
H: 7-18 | A: 3-16 | N: 7-5

Date	Opponent	W/L	Score
Texas Classic (Austin, Texas)			
2-11	at Texas	L	4-1
2-12	vs North Dakota State	W	8-4
2-13	vs North Dakota State	L	7-2
2-13	at Texas	L	6-5 (8)
2-14	vs North Carolina	L	5-0
Mary Nutter Collegiate Classic (Palm Springs, Calif.)			
2-19	vs New Mexico	W	2-1
2-19	vs George Washington	W	8-0 (5)
2-20	vs Binghamton	W	12-5
2-20	vs Army West Point	L	5-4
2-21	vs Central Michigan	W	12-4 (5)
Razorback Invitational (Fayetteville)			
2-27	Kansas City	L	9-4
2-27	Drake	W	13-4 (5)
2-28	Drake	L	9-2
2-28	Kansas City	W	7-6
3-2	Oklahoma State	L	10-7
Wooo Pig Classic (Fayetteville)			
3-4	Buffalo	W	15-14
3-4	Northern Iowa	L	8-6
3-5	Wright State	W	6-2
3-5	Northern Iowa	W	4-3
3-6	Wright State	W	1-0
3-11	at #16 TENNESSEE*	L	18-4 (5)
3-12	at #16 TENNESSEE*	L	10-2 (5)
3-12	at #16 TENNESSEE*	L	3-1
3-16	Tulsa	L	4-3
Easton Tournament (Fullerton, Calif.)			
3-18	vs New Mexico	W	4-3 (8)
3-18	vs UNLV	L	11-4
3-19	vs #23 Nebraska	W	11-10
3-19	at Cal State Fullerton	L	8-1
3-20	vs Grand Canyon	L	6-2
3-25	#15 KENTUCKY*	L	9-0 (5)
3-26	#15 KENTUCKY*	L	7-1
3-27	#15 KENTUCKY*	L	12-4
3-29	Missouri State	L	11-1 (5)
4-1	at #11 TEXAS A&M*	L	11-3 (6)
4-2	at #11 TEXAS A&M*	L	9-1 (5)
4-3	at #11 TEXAS A&M*	L	9-1 (5)
4-6	at Southeast Missouri	W	7-4
4-6	at Southeast Missouri	W	4-3
4-8	SOUTH CAROLINA*	L	14-0 (5)
4-9	SOUTH CAROLINA*	L	7-5
4-10	SOUTH CAROLINA*	W	10-5
4-12	at Tulsa	W	4-1
4-15	#3 AUBURN*	L	21-0 (5)
4-16	#3 AUBURN*	L	23-0 (5)
4-17	#3 AUBURN*	L	10-0 (5)
4-20	#9 Oklahoma	L	3-1
4-22	at OLE MISS*	L	10-7
4-23	at OLE MISS*	L	7-2
4-24	at OLE MISS*	L	6-5
4-26	at Oklahoma State	L	4-1
4-29	#12 LSU*	L	10-6
4-30	#12 LSU*	L	5-4
5-1	#12 LSU*	L	9-1 (6)
5-6	at #1 FLORIDA*	L	9-0 (5)
5-7	at #1 FLORIDA*	L	5-0
5-8	at #1 FLORIDA*	L	8-0 (5)

2017

31-24 (7-17 SEC)
H: 13-8 | A: 9-14 | N: 9-2

Date	Opponent	W/L	Score
North Texas Invitational (Denton, Texas)			
2-11	vs UMass Lowell	W	10-1 (5)
2-11	at North Texas	W	11-0 (5)
2-12	vs UMass Lowell	W	11-0 (5)
2-12	at North Texas	W	7-0
Mary Nutter Collegiate Classic (Palm Springs, Calif.)			
2-17	vs Loyola Marymount	W	15-2 (5)
2-17	vs CSUN	W	8-7
2-18	vs Illinois		Canceled
2-18	vs San Diego		Canceled
2-19	vs San Diego	W	13-1 (5)
FAU Invitational (Boca Raton, Fla.)			
2-24	vs Florida A&M	W	5-0
2-24	at FAU	L	3-1
2-25	vs UConn	W	3-2 (8)
2-25	vs Memphis	W	4-2
2-26	vs Florida A&M	W	9-0 (5)
3-1	at Oklahoma State	W	7-6
Wooo Pig Classic (Fayetteville)			
3-3	Nebraska	W	2-0
3-3	Lamar	W	11-3 (5)
3-4	IUPUI	W	7-2
3-4	Lamar	W	9-4
3-5	IUPUI	W	8-1
3-7	Kansas City	W	10-0 (5)
3-7	Kansas City	W	13-1 (5)
3-10	at #9 ALABAMA*	L	9-0 (5)
3-12	at #9 ALABAMA*	L	4-3 (9)
3-12	at #9 ALABAMA*	L	5-0
3-15	at Tulsa	L	8-0 (5)
3-17	#14 TENNESSEE*	W	4-3
3-18	#14 TENNESSEE*	W	2-1
3-19	#14 TENNESSEE*	L	5-1
3-21	at Missouri State		Canceled
3-22	at Saint Louis	W	5-2
3-24	at #17 KENTUCKY*	L	2-1
3-25	at #17 KENTUCKY*	L	7-5
3-25	at #17 KENTUCKY*	L	2-0
3-29	Oklahoma State		Canceled
3-31	#2 FLORIDA	L	6-1
4-1	#2 FLORIDA	L	8-0 (5)
4-2	#2 FLORIDA	L	6-1
4-5	at #11 Oklahoma	L	4-2
4-7	at #24 MISSOURI*	L	1-0
4-8	at #24 MISSOURI*	W	6-5
4-9	at #24 MISSOURI*	W	4-2
4-11	Tulsa	W	3-1
4-14	#5 TEXAS A&M*	L	3-0
4-15	#5 TEXAS A&M*	L	3-2
4-16	#5 TEXAS A&M*	W	4-3
4-19	ULM	W	9-3
4-22	at MISSISSIPPI STATE*	L	3-0
4-23	at MISSISSIPPI STATE*	W	5-4
4-24	at MISSISSIPPI STATE*	L	4-3
4-25	at Jackson State	W	14-2 (5)
4-29	at Notre Dame	W	13-2 (5)
4-29	at Notre Dame	L	6-5
4-30	at Notre Dame		Canceled
5-5	GEORGIA*	W	6-2
5-6	GEORGIA*	L	6-2
5-7	GEORGIA*	L	10-0
SEC Tournament (Knoxville, Tenn.)			
5-10	vs #16 Alabama	L	4-1
NCAA Regional (Norman, Okla.)			
5-19	vs #23 Tulsa	L	5-4
5-20	at #6 Oklahoma	L	5-3

2018

42-17 (12-12 SEC)
H: 27-2 | A: 4-13 | N: 11-2

Date	Opponent	W/L	Score
Lion Classic (Hammond, La.)			
2-9	vs Nicholls		Canceled
2-9	vs Kennesaw State		Canceled
2-10	vs Nicholls		Canceled
2-10	at Southeastern Louisiana		Canceled
Mary Nutter Collegiate Classic (Palm Springs, Calif.)			
2-17	vs Grand Canyon	W	6-2
2-17	vs #21 Utah	W	4-2
2-18	vs Weber State	W	5-2
2-18	vs Loyola Marymount	W	6-5
2-19	vs Fordham	W	4-2
Madeira Beach Spring Invitational (Madeira Beach, Fla.)			
2-23	vs Marist	W	15-3 (6)
2-23	vs Manhattan	W	9-1 (6)
2-24	vs Delaware	W	10-1 (5)
2-24	vs Villanova	W	9-0 (5)
2-25	vs McNeese	L	6-5
2-28	Missouri State	W	9-0 (5)
Razorback Invitational (Fayetteville, Ark.)			
3-2	Dartmouth	W	12-3 (5)
3-2	Northern Colorado	W	9-0 (6)
3-3	Dartmouth	W	2-1
3-3	Central Connecticut	W	7-0
3-4	Northern Colorado	W	1-0
3-4	Central Connecticut	W	6-5
3-6	at Wichita State	L	1-0
3-6	at Wichita State		Canceled
3-10	at #11 GEORGIA*	L	8-0 (5)
3-12	at #11 GEORGIA*	L	1-0
3-12	at #11 GEORGIA*	L	5-4
Wooo Pig Classic (Fayetteville, Ark.)			
3-16	Iowa State	W	8-3
3-16	Saint Francis (Pa.)	W	8-3
3-17	Omaha	W	3-1
3-17	Saint Francis (Pa.)	W	4-3
3-18	Omaha	W	4-0
3-20	UT Arlington	W	6-0
3-20	UT Arlington	W	10-6
3-23	MISSOURI*	W	3-1
3-24	MISSOURI*	L	3-0
3-25	MISSOURI*	W	10-7
3-30	#20 MISSISSIPPI STATE*	W	3-2
3-31	#20 MISSISSIPPI STATE*	W	6-0
4-1	#20 MISSISSIPPI STATE*	W	8-2
4-6	at #11 SOUTH CAROLINA*	L	2-1
4-8	at #11 SOUTH CAROLINA*	W	4-0
4-8	at #11 SOUTH CAROLINA*	L	6-2
4-10	at Saint Louis	W	7-0
4-10	at Saint Louis	W	5-0
4-13	#15 ALABAMA*	L	6-5
4-14	#15 ALABAMA*	W	3-0
4-15	#15 ALABAMA*	W	6-3
4-20	at #11 AUBURN*	L	11-1 (5)
4-21	at #11 AUBURN*	W	4-2
4-21	at #11 AUBURN*	L	4-2
4-28	OLE MISS*	W	3-0
4-29	OLE MISS*	W	8-3
4-30	OLE MISS*	W	7-1
5-4	at #13 LSU*	L	2-1
5-5	at #13 LSU*	L	10-2 (5)
5-6	at #13 LSU*	L	5-0
SEC Tournament (Columbia, Mo.)			
5-9	vs #19 Kentucky	W	3-1
5-10	vs #8 Georgia	W	8-3
5-11	vs #12 South Carolina	L	3-1
NCAA Regional (Fayetteville, Ark.)			
5-18	DePaul	W	2-0
5-19	Wichita State	W	5-0
5-20	Wichita State	W	6-4
NCAA Super Regional (Norman, Okla.)			
5-25	at #4 Oklahoma	L	7-2
5-26	at #4 Oklahoma	L	9-0

2019

38-20 (12-12 SEC)
H: 25-6 | A: 6-10 | N: 7-4

Date	Opponent	W/L	Score
Cowgirl Classic (Lake Charles, La.)			
2-8	vs Campbell	W	7-3
2-8	at McNeese	W	6-0
2-9	vs Samford	W	6-1
2-9	vs Lipscomb	W	5-0
2-10	vs Campbell	W	8-0
Puerto Vallarta College Challenge (Puerto Vallarta, Mexico.)			
2-14	vs North Dakota State	W	7-6
2-14	vs #5 Washington	L	3-2
2-15	vs Northern Colorado	W	11-0 (5)
2-16	vs Sacramento State	W	8-2
Razorback Invitational (Fayetteville, Ark.)			
2-21	Southeast Missouri	W	7-1
2-21	Southeast Missouri	L	6-1
2-22	SIUE	W	2-1
2-23	Drake	L	3-1
2-23	SIUE	W	15-3 (5)
2-24	IUPUI	W	10-2 (5)
Wooo Pig Classic (Fayetteville, Ark.)			
2-28	Omaha	W	2-0
2-28	Northwestern State	W	8-2
3-1	Omaha	W	9-0 (5)
3-1	Nevada	W	9-6
3-2	Boston U	W	4-2
3-2	Boston U	W	12-7
3-9	at OLE MISS*	W	10-4
3-10	at OLE MISS*	L	12-0 (5)
3-11	at OLE MISS*	L	6-2
3-13	Tulsa	L	2-1
3-15	vs #16 SOUTH CAROLINA*	W	3-2
3-16	vs #16 SOUTH CAROLINA*	W	7-4
3-17	vs #16 SOUTH CAROLINA*	L	9-6
3-22	at #5 TENNESSEE*	L	6-4
3-23	at #5 TENNESSEE*	W	1-0
3-24	at #5 TENNESSEE*	L	5-2
3-26	at UT Arlington	W	4-1
3-26	at UT Arlington	L	7-4
3-29	#18 KENTUCKY*	W	1-0
3-30	#18 KENTUCKY*	L	16-2 (5)
3-31	#18 KENTUCKY*	W	3-2
4-3	at Missouri State	W	2-1
4-5	at #8 FLORIDA*	L	3-0
4-6	at #8 FLORIDA*	L	8-0 (5)
4-7	at #8 FLORIDA*	L	3-1
4-10	Wichita State	W	9-1 (6)
4-10	Wichita State	W	4-3
4-13	Furman	W	6-5 (12)
4-14	Furman	W	11-0 (5)
4-14	Furman	W	9-1 (5)
4-16	Arkansas-Pine Bluff	W	10-0 (5)
4-18	#9 LSU*	W	8-5
4-19	#9 LSU*	W	11-1 (5)
4-20	#9 LSU*	L	3-1
4-27	at TEXAS A&M*	L	3-1
4-28	at TEXAS A&M*	W	3-0 (8)
4-29	at TEXAS A&M*	L	4-1
5-3	#23 AUBURN*	W	1-0
5-4	#23 AUBURN*	W	7-1
5-5	#23 AUBURN*	W	5-2
SEC Tournament (College Station, Texas)			
5-9	vs #8 Georgia	L	4-1
NCAA Regional (Stillwater, Okla.)			
5-16	vs Tulsa	L	5-0
5-17	vs BYU	L	6-3

2020

19-6 (1-2 SEC)
H: 11-3 | A: 3-2 | N: 5-1

Date	Opponent	W/L	Score
Troy Cox Classic (Las Cruces, N.M.)			
2-7	vs UTEP	W	10-0 (5)
2-7	vs Bradley	L	3-2
2-8	vs Bradley	W	12-1 (5)
2-8	at New Mexico State	W	5-4
2-9	vs Nebraska	W	15-4 (5)
FGCU Invitational (Fort Myers, Fla.)			
2-14	vs Memphis	-	Canceled
2-14	at FGCU	-	Canceled
2-15	vs Furman	W	8-1
2-15	vs UIC	W	8-3
2-16	at FGCU	W	4-1
Razorback Invitational (Fayetteville, Ark.)			
2-20	Boston U	W	4-1
2-21	South Dakota State	W	13-3 (5)
2-21	Marist	W	7-1
2-22	Boston U	W	10-2 (6)
2-22	Montana	L	5-0
2-23	Marist	W	5-1
Wooo Pig Classic (Fayetteville, Ark.)			
2-27	#23 Baylor	L	3-2
2-28	Villanova	W	11-1 (5)
2-28	Kent State	W	9-5
2-29	#9 Florida State	L	2-1
2-29	Villanova	W	12-4 (5)
3-1	Kent State	W	8-0 (5)
3-6	at #9 ALABAMA*	W	1-0
3-7	at #9 ALABAMA*	L	10-2 (6)
3-8	at #9 ALABAMA*	L	L, 9-1 (6)
3-10	Kansas	W	3-2
3-10	Kansas	W	1-0
3-13	GEORGIA*	-	Canceled
3-14	GEORGIA*	-	Canceled
3-15	GEORGIA*	-	Canceled
3-17	Missouri State	-	Canceled
3-20	at MISSOURI*	-	Canceled
3-21	at MISSOURI*	-	Canceled
3-22	at MISSOURI*	-	Canceled
3-25	at Wichita State	-	Canceled
3-27	North Texas	-	Canceled
3-28	North Texas	-	Canceled
3-28	North Texas	-	Canceled
3-31	Kansas City	-	Canceled
4-1	Tulsa	-	Canceled
4-3	TEXAS A&M*	-	Canceled
4-4	TEXAS A&M*	-	Canceled
4-5	TEXAS A&M*	-	Canceled
4-9	at MISSISSIPPI STATE*	-	Canceled
4-10	at MISSISSIPPI STATE*	-	Canceled
4-11	at MISSISSIPPI STATE*	-	Canceled
4-18	FLORIDA*	-	Canceled
4-19	FLORIDA*	-	Canceled
4-20	FLORIDA*	-	Canceled
4-24	at KENTUCKY*	-	Canceled
4-25	at KENTUCKY*	-	Canceled
4-26	at KENTUCKY*	-	Canceled
5-1	TENNESSEE*	-	Canceled
5-2	TENNESSEE*	-	Canceled
5-3	TENNESSEE*	-	Canceled

2021

43-11 (19-5 SEC)
H: 24-7 | A: 18-2 | N: 1-2

Date	Opponent	W/L	Score
Best on the Bayou Classic (Monroe, La.)			
2-11	vs #11 Oklahoma State	L	12-11
2-12	vs Lipscomb		Canceled
2-12	vs Jacksonville State		Canceled
2-13	vs #11 Oklahoma State		Canceled
2-13	at ULM		Canceled
Cowgirl Classic (Lake Charles, La.)			
2-20	at McNeese	W	6-4 (14)
2-20	at McNeese	L	7-4
2-21	vs #21 Baylor	W	7-2
2-21	at McNeese	W	3-1
2-22	at UT Arlington	W	10-6
2-22	at UT Arlington	W	4-3
Razorback Invitational (Fayetteville, Ark.)			
2-25	North Dakota State	W	9-0 (6)
2-25	North Dakota State	W	5-0
2-26	Texas Tech	W	9-0 (5)
2-26	Southeast Missouri	W	9-3
2-27	Southeast Missouri	W	6-3
2-28	Texas Tech	W	8-0 (6)
Wooo Pig Classic (Fayetteville, Ark.)			
3-4	Drake	W	6-3
3-4	Drake	W	6-4
3-5	Kansas	W	8-3
3-5	Northwestern State	W	13-5 (6)
3-6	Northwestern State	W	13-2 (5)
3-9	at Central Arkansas	W	4-1
3-12	at #20 SOUTH CAROLINA*	W	4-1
3-13	at #20 SOUTH CAROLINA*	W	7-5 (10)
3-14	at #20 SOUTH CAROLINA*	W	3-2
3-16	Liberty	L	2-0 (10)
3-19	OLE MISS*	W	5-1
3-20	OLE MISS*	W	3-2 (8)
3-21	OLE MISS*	W	3-2 (8)
3-23	at Kansas City	W	9-3
3-24	at Kansas	W	7-4
3-26	MISSISSIPPI STATE*	W	2-0
3-27	MISSISSIPPI STATE*	W	8-7
3-28	MISSISSIPPI STATE*	W	4-3
4-1	at AUBURN*	W	6-1
4-2	at AUBURN*	W	3-0
4-3	at AUBURN*	W	2-0
4-6	Missouri State	W	9-1 (5)
4-9	#4 ALABAMA*	L	5-3
4-10	#4 ALABAMA*	W	4-0
4-11	#4 ALABAMA*	L	2-0
4-16	at #20 GEORGIA*	W	10-3
4-17	at #20 GEORGIA*	W	5-2
4-18	at #20 GEORGIA*	W	5-2
4-21	Central Arkansas	W	7-6 (8)
4-24	MISSOURI*	L	6-3
4-25	MISSOURI*	L	10-1
4-26	MISSOURI*	W	8-4
5-1	at #16 LSU*	W	1-0
5-3	at #16 LSU*	L	2-1
5-3	at #16 LSU*	W	4-1
SEC Tournament (Tuscaloosa, Ala.)			
5-13	vs #19 Tennessee	L	1-0
NCAA Regional (Fayetteville, Ark.)			
5-21	Manhattan	W	8-0 (5)
5-22	South Dakota State	W	4-0
5-23	Stanford	W	7-3
NCAA Super Regional (Fayetteville, Ark.)			
5-28	#9 Arizona	L	10-4
5-29	#9 Arizona	L	4-1

2022

48-11 (19-5 SEC)
H: 31-5 | A: 12-4 | N: 5-2

Date	Opponent	W/L	Score
Puerto Vallarta Challenge (Puerto Vallarta, Mexico)			
2-10	vs Rutgers	W	4-0
2-11	vs Memphis	W	4-3 (8)
2-11	vs. #11 Washington	L	8-0 (6)
2-12	vs. Long Beach State	W	10-0 (5)
2-12	vs. #11 Washington	L	10-5
Razorback Invitational (Fayetteville, Ark.)			
2-18	Illinois	W	6-3
2-19	Wichita State	W	7-4
2-19	Longwood	W	15-4 (5)
2-20	Illinois	L	8-6
2-20	Western Illinois	W	13-3 (5)
Wooo Pig Classic (Fayetteville, Ark.)			
3-3	Missouri State	W	6-1
3-4	Kennesaw State	W	6-4
3-4	Kansas City	W	12-1 (5)
3-5	Missouri State	W	11-3 (5)
3-5	Kennesaw State	W	9-1 (5)
3-10	at Liberty	W	14-9
JMU Dukes Invitational (Harrisonburg, Va.)			
3-11	Lehigh	W	19-2 (5)
3-11	Maryland	W	6-0
3-18	at #10 TENNESSEE*	W	4-3
3-19	at #10 TENNESSEE*	W	9-6
3-20	at #10 TENNESSEE*	L	6-2
3-21	at Western Kentucky	W	8-1
3-26	LSU*	W	8-7
3-27	LSU*	L	7-4
3-28	LSU*	W	7-3
4-1	at OLE MISS*	L	2-0
4-2	at OLE MISS*	W	6-3
4-3	at OLE MISS*	W	8-0
4-5	at Central Arkansas	W	6-4
4-8	#21 AUBURN*	W	7-4
4-9	#21 AUBURN*	W	4-3
4-10	#12 AUBURN*	W	17-4 (5)
4-12	SEMO	W	9-1 (5)
4-12	SEMO	W	14-0 (5)
4-15	#15 KENTUCKY*	W	2-1
4-16	#15 KENTUCKY*	L	10-7
4-17	#15 KENTUCKY*	W	8-0 (6)
4-22	at #14 FLORIDA*	W	9-1 (6)
4-23	at #14 FLORIDA*	W	5-4
4-24	at #14 FLORIDA*	W	2-0
4-26	Central Arkansas	W	3-2
4-29	SOUTH CAROLINA*	W	12-0 (5)
4-30	SOUTH CAROLINA*	W	8-4
5-1	SOUTH CAROLINA*	W	8-0 (5)
5-6	at TEXAS A&M*	L	6-5 (9)
5-7	at TEXAS A&M*	W	7-3
5-8	at TEXAS A&M*	W	9-5
SEC Tournament (Gainesville, Fla.)			
5-12	vs Ole Miss	W	3-0
5-13	vs #14 Florida	W	4-1
5-14	vs. #16 Missouri	W	4-0
NCAA Regional (Fayetteville, Ark.)			
5-20	Princeton	W	11-0 (5)
5-21	#24 Oregon	W	6-2
5-22	#24 Oregon	W	9-3
NCAA Super Regional (Fayetteville, Ark.)			
5-26	#18 Texas	W	7-1
5-27	#18 Texas	L	3-1
5-28	#18 Texas	L	3-0

2023

40-19 (14-10 SEC)
H: 23-11 | A: 10-6 | N: 7-2

Date	Opponent	W/L	Score
Rebel Kickoff (Las Vegas, Nev.)			
2-10	Weber State	W	8-0 (5)
2-10	at UNLV	W	11-0 (5)
2-11	Weber State	W	11-0 (5)
2-11	Southern Utah	W	10-2
2-12	Baylor	W	11-7
TaxAct Clearwater Invitational (Clearwater, Fla.)			
2-17	#7 Florida State	L	9-6
2-17	#19 Duke	L	7-4
2-18	Indiana	W	8-0
2-18	#22 Louisiana	W	7-6
2-19	Nebraska	W	6-1
Razorback Invitational (Fayetteville, Ark.)			
2-23	#19 Arizona	W	3-2
2-23	#19 Arizona	L	5-2
2-24	Drake	W	4-3 (11)
2-24	#19 Arizona	W	2-1
2-25	Drake	W	7-2
2-26	Drake	W	8-0 (5)
Wooo Pig Classic (Fayetteville, Ark.)			
3-2	Iowa State	W	4-0
3-3	Texas A&M-CC	W	11-0 (5)
3-3	North Texas	W	6-2
3-4	Iowa State	W	7-4
3-4	Texas A&M-CC	W	12-0 (5)
3-5	North Texas	W	11-1 (5)
3-6	UCA	L	2-1
3-10	TEXAS A&M*	W	8-0 (5)
3-11	TEXAS A&M*	L	2-0
3-12	TEXAS A&M*	L	9-1 (5)
3-14	at Wichita State	L	10-2 (6)
3-18	at #13 ALABAMA*	L	2-0
3-19	at #13 ALABAMA*	W	5-3
3-20	at #13 ALABAMA*	W	2-1 (10)
3-24	#10 FLORIDA*	W	6-2
3-25	#10 FLORIDA*	L	11-4
3-26	#10 FLORIDA*	W	14-1 (5)
3-31	at MISSISSIPPI STATE*	W	4-2
4-1	at MISSISSIPPI STATE*	W	11-0 (5)
4-2	at MISSISSIPPI STATE*	W,	5-4
4-6	#10 GEORGIA*	L	4-3
4-7	#10 GEORGIA*	L	4-0
4-8	#10 GEORGIA*	W	4-3
4-11	at UCA	L	4-0
4-14	UAB	W	5-0
4-15	UAB	W	11-1 (5)
4-16	UAB	W	6-0
4-18	Texas A&M-Commerce	W	8-1
4-22	at #20 KENTUCKY*	W	8-1
4-22	at #20 KENTUCKY*	W	14-6 (5)
4-23	at #20 KENTUCKY*	L	3-1
4-24	at Western Kentucky	W	7-0
4-29	#3 TENNESSEE*	L	3-1
4-30	#3 TENNESSEE*	W	6-4
5-1	#3 TENNESSEE*	W	2-0
5-5	at MISSOURI*	W	9-0 (5)
5-6	at MISSOURI*	L	4-3 (8)
5-7	at MISSOURI*	L	7-6
SEC Tournament (Fayetteville, Ark.)			
5-11	#13 Alabama	L	3-2 (9)
NCAA Regional (Fayetteville, Ark.)			
5-19	Harvard	W	11-0 (5)
5-20	Oregon	L	10-4
5-20	Notre Dame	W	5-0
5-21	Oregon	L	14-4 (5)

2024

37-18 (14-10 SEC)
H: 19-11 | A: 12-5 | N: 6-2

Date	Opponent	W/L	Score
Paradise Classic (Boca Raton, Fla.)			
2-8	vs. Marshall	W	10-3
2-8	at FAU	W	8-0 (5)
2-9	vs. Ohio	W	7-3
2-10	vs. Michigan State	W	6-5
2-10	vs. Penn State	L	3-2 (8)
Bear Down Fiesta (Tucson, Ariz.)			
2-16	vs. Long Beach State	W	7-0
2-16	at Arizona	L	3-2
2-17	vs. Omaha	W	9-2
2-17	at Arizona	W	3-2
2-18	vs. Omaha	W	5-2
Razorback Invitational (Fayetteville, Ark.)			
2-22	Illinois State	W	7-0
2-23	UT-Arlington	W	9-0 (6)
2-23	Wichita State	L	3-1
2-24	Illinois State	W	7-0
2-24	Wichita State	W	15-4 (5)
2-25	UT-Arlington	W	10-0 (5)
Wooo Pig Classic (Fayetteville, Ark.)			
2-29	South Dakota State	W	4-3
3-1	Southeast Missouri State	W	5-0
3-1	FAU	W	6-2
3-2	South Dakota State	L	7-3
3-3	Southeast Missouri State	W	6-5 (8)
Razorback Rumble (Fayetteville, Ark.)			
3-8	South Alabama	L	2-1
3-8	St. Francis		Canceled
3-9	Northern Iowa	W	7-4
3-9	South Alabama	W	10-4
3-10	Northern Iowa	W	9-0 (6)
3-16	at Auburn*	W	6-1
3-16	at Auburn*	W	5-1
3-17	at Auburn*	L	2-1
3-18	at Texas A&M-Commerce	W	8-0 (5)
3-22	#20 MISSISSIPPI STATE*	L	6-3
3-23	#20 MISSISSIPPI STATE*	W	3-0
3-24	#20 MISSISSIPPI STATE*	L	15-7 (5)
3-26	UCA		Canceled
3-30	at #3 GEORGIA*	W	3-2
3-31	at #3 GEORGIA*	L	8-2
4-1	at #3 GEORGIA*	W	8-2
4-5	#11 Missouri*	W	5-2
4-6	#11 Missouri*	L	12-3
4-7	#11 Missouri*	W	4-1
4-12	at #25 South Carolina*	W	4-3
4-13	at #25 South Carolina*	L	2-1
4-14	at #25 South Carolina*	W	3-0
4-19	#15 Alabama*	W	1-0 (9)
4-20	#15 Alabama*	L	5-1
4-21	#15 Alabama*	W	8-0 (5)
4-26	at #7 LSU*	W	2-1
4-27	at #7 LSU*	W	4-1
4-28	at #7 LSU*	L	1-0
4-30	at UCA	W	8-0 (6)
5-3	Ole Miss*	L	6-0
5-3	Ole Miss*	W	12-2 (5)
5-4	Ole Miss*	L	4-3
SEC Tournament (Auburn, Ala.)			
5-9	vs. #13 Missouri	L	3-1
NCAA Regional (Fayetteville, Ark.)			
5-17	SEMO	W	3-2
5-18	Arizona	L	2-1
5-18	Villanova	L	7-2

2025

44-14 (14-10 SEC)
H: 18-7 | A: 12-4 | N: 13-2

Date	Opponent	W/L	Score
Texas State Tournament (San Marcos, Texas)			
2-6	at Texas State	W	3-1
2-7	vs. Lipscomb	W	23-0 (5)
2-7	vs. Bradley	W	3-1
2-8	vs. Bradley	W	9-1 (6)
2-8	vs. San Diego	W	2-1
LA Tech Tournament (Ruston, La.)			
2-14	vs.ULM	W	11-2 (6)
2-14	at LA Tech	W	9-1 (5)
2-15	vs. Southern Miss	W	12-4 (6)
2-16	vs. Southern Miss	W	12-3 (5)
2-16	vs. ULM	W	10-0 (5)
Razorback Invitational (Fayetteville, Ark.)			
2-20	vs. Rutgers	W	10-0 (5)
2-20	vs. Cal State Fullerton	W	10-0 (5)
2-21	vs. Loyola Marymount	W	6-2
2-22	vs. Baylor	W	8-0 (5)
2-22	vs. No. 4 UCLA	L	9-1 (6)
Wooo Pig Classic (Fayetteville, Ark.)			
2-28	Iowa	W	9-0 (5)
2-28	Illinois	W	12-4 (6)
3-1	Iowa	W	12-0 (5)
3-1	Ilinois	W	10-1 (6)
3-2	Missouri State	W	13-2 (5)
3-7	at #25 Ole Miss*	L	9-1 (6)
3-8	at #25 Ole Miss*	L	9-3
3-9	at #25 Ole Miss*	W	20-3
3-15	#1 Oklahoma*	L	7-0
3-15	#1 Oklahoma*	L	6-4
3-16	#1 Oklahoma*	L	10-7
3-18	Central Arkansas	W	6-3
3-22	at #7 Tennessee*	W	6-3 (8)
3-23	at #7 Tennessee*	W	9-0
3-24	at #7 Tennessee*	L	3-2
3-28	Kentucky*	W	5-3
3-29	Kentucky*	W	10-2 (5)
3-30	Kentucky*	W	2-1
4-4	at #3 Florida	W	4-1
4-5	at #3 Florida	L	10-7 (9)
4-6	at #3 Florida	W	9-5
4-7	at North Florida	W	14-0 (5)
4-11	#11 South Carolina*	W	10-2 (6)
4-12	#11 South Carolina*	L	5-4
4-13	#11 South Carolina*	W	5-4
4-15	at Central Arkansas	W	7-0
4-18	Colorado State	W	14-1 (5)
4-18	Colorado State	W	8-0 (5)
4-25	at #1 Texas A&M*	W	7-5
4-26	at #1 Texas A&M*	W	7-4
4-27	at #1 Texas A&M*	L	2-0
5-1	#10 LSU*	W	12-9
5-2	#10 LSU*	L	13-2
5-3	#10 LSU*	W	6-0
SEC Tournament (Athens, Ga.)			
5-7	at Georgia	W	5-1
5-8	vs. #4 Tennessee	W	6-1
5-9	vs. #2 Oklahoma	L	8-6
NCAA Regional (Fayetteville, Ark.)			
5-16	Saint Louis	W	10-0 (5)
5-17	#23 Oklahoma State	W	6-5 (8)
5-18	#23 Oklahoma State	W	12-0 (6)
NCAA Super Regional (Fayetteville, Ark.)			
5-23	#17 Ole Miss	L	9-7
5-24	#17 Ole Miss	W	4-0
5-25	#17 Ole Miss	L	7-4

Akron (2-0)
H: 2-0 | A: 0-0 | N: 0-0

2-22-03	W, 4-3	Fayetteville
2-22-03	W, 8-4	Fayetteville

Alabama* (16-65)
H: 11-27 | A: 2-32 | N: 1-4

3-14-97	W, 9-1	Fayetteville
3-14-97	L, 3-2	Fayetteville
3-15-97	W, 2-1	Fayetteville
3-15-97	L, 7-1	Fayetteville
3-13-98	L, 7-1	Tuscaloosa, Ala.
3-13-98	L, 12-0	Tuscaloosa, Ala.
3-14-98	L, 6-0	Tuscaloosa, Ala.
3-14-98	L, 8-3	Tuscaloosa, Ala.
3-20-99	W, 5-4	Fayetteville
3-20-99	W, 4-2	Fayetteville
3-21-99	L, 6-3	Fayetteville
3-21-99	L, 12-7 (19)	Fayetteville
5-15-99	W, 3-2	Columbus, Ga.
3-17-00	L, 2-1	Tuscaloosa, Ala. (13)
3-17-00	W, 11-6	Tuscaloosa, Ala. (13)
3-18-00	L, 3-0	Tuscaloosa, Ala. (13)
3-18-00	L, 8-6	Tuscaloosa, Ala. (13)
3-17-01	L, 1-0	Tuscaloosa, Ala. (4)
3-17-01	L, 4-0	Tuscaloosa, Ala. (4)
3-18-01	L, 3-0	Tuscaloosa, Ala. (4)
5-10-01	L, 2-0	Chattanooga, Tenn. (7)
3-16-02	W, 2-0	Fayetteville (17)
3-16-02	L, 4-5	Fayetteville (17)
3-17-02	L, 5-1	Fayetteville (17)
5-9-02	L, 2-1	Chattanooga, Tenn. (18)
3-8-03	L, 7-1	Tuscaloosa, Ala. (20)
3-8-03	L, 4-3	Tuscaloosa, Ala. (20)
3-9-03	L, 5-0	Tuscaloosa, Ala. (20)
3-6-04	L, 8-3	Fayetteville (8)
3-6-04	L, 4-2	Fayetteville (8)
3-7-04	L, 7-1	Fayetteville (8)
5-6-05	L, 4-0	Tuscaloosa, Ala. (9)
5-7-05	L, 4-0	Tuscaloosa, Ala. (9)
5-7-05	L, 8-1	Tuscaloosa, Ala. (9)
5-5-06	L, 7-2	Fayetteville (4)
5-5-06	L, 7-0	Fayetteville (4)
5-6-06	L, 9-2	Fayetteville (4)
3-21-07	L, 9-0 (5)	Tuscaloosa, Ala. (2)
3-21-07	L, 5-2	Tuscaloosa, Ala. (2)
4-17-08	L, 4-0	Fayetteville (1)
4-17-08	L, 3-0 (6)	Fayetteville (1)
4-18-09	L, 9-1	Tuscaloosa, Ala. (6)
4-18-09	L, 7-1	Tuscaloosa, Ala. (6)
4-19-09	L, 9-0	Tuscaloosa, Ala. (6)
5-7-09	L, 6-0	Knoxville, Tenn. (5)
4-24-10	L, 6-1	Fayetteville (5)
4-24-10	L, 16-8 (6)	Fayetteville (5)
4-25-10	L, 8-6	Fayetteville (5)
5-13-10	L, 9-0 (5)	Fayetteville (5)
3-25-11	L, 10-1 (5)	Tuscaloosa, Ala. (1)
3-26-11	L, 12-3 (5)	Tuscaloosa, Ala. (1)
3-27-11	L, 9-0 (5)	Tuscaloosa, Ala. (1)
4-27-12	L, 13-6	Fayetteville (4)
4-28-12	W, 8-1	Fayetteville (4)
4-29-12	L, 5-1	Fayetteville (4)
4-4-14	L, 8-0 (6)	Tuscaloosa, Ala. (4)
4-5-14	L, 12-1 (5)	Tuscaloosa, Ala. (4)
4-5-14	L, 4-3	Tuscaloosa, Ala. (4)
5-1-15	L, 9-1	Fayetteville (4)
5-2-15	L, 14-2	Fayetteville (4)
5-3-15	L, 1-0	Fayetteville (4)
3-10-17	L, 9-0 (5)	Tuscaloosa, Ala. (9)
3-12-17	L, 4-3 (9)	Tuscaloosa, Ala. (9)
3-12-17	L, 5-0	Tuscaloosa, Ala. (9)
5-10-17	L, 4-1	Knoxville, Tenn. (16)
4-13-18	L, 6-5	Fayetteville (15)
4-14-18	W, 3-0	Fayetteville (15)
4-15-18	W, 6-3	Fayetteville (15)
3-6-20	W, 1-0	Tuscaloosa, Ala. (9)
3-7-20	L, 10-2 (6)	Tuscaloosa, Ala. (9)
3-8-20	L, 9-1 (6)	Tuscaloosa, Ala. (9)
4-9-21	L, 5-3	Fayetteville (4)
4-10-21	W, 4-0	Fayetteville (4)
4-11-21	L, 2-0	Fayetteville (4)
3-18-23	L, 2-0	Tuscaloosa, Ala. (13)
3-19-23	W, 5-3	Tuscaloosa, Ala. (13)
3-20-23	W, 2-1 (10)	Tuscaloosa, Ala. (13)
5-11-23	L, 3-2 (9)	Fayetteville (13)
4-19-24	W, 1-0 (9)	Fayetteville (15)
4-20-24	L, 5-1	Fayetteville (15)
4-21-24	W, 8-0 (5)	Fayetteville (15)

Alcorn State (1-0)
H: 1-0 | A: 0-0 | N: 0-0

2-23-08	W, 7-4	Fayetteville

Appalachian State (1-0)
H: 0-0 | A: 0-0 | N: 1-0

2-7-04	W, 1-0	Gainesville, Fla.

Arizona (3-6)
H: 2-4 | A: 1-2 | N: 0-0

2-16-03	L, 9-1	Tucson, Ariz. (2)
5-28-21	L, 10-4	Fayetteville (9)
5-29-21	L, 4-1	Fayetteville (9)
2-23-23	W, 3-2	Fayetteville (19)
2-23-23	L, 5-2	Fayetteville (19)
2-24-23	W, 2-1	Fayetteville (19)
2-16-24	L, 3-2	Tucson, Ariz.
2-17-24	W, 3-2	Tucson, Ariz.
5-18-24	L, 2-1	Fayetteville

Arizona State (0-2)
H: 0-0 | A: 0-1 | N: 0-1

3-12-99	L, 5-0	San Diego, Calif.
3-1-08	L, 6-5 (8)	Tempe, Ariz.

Army West Point (1-1)
H: 0-0 | A: 0-0 | N: 1-1

5-17-02	W, 2-0	Norman, Okla.
2-20-16	L, 5-4	Palm Springs, Calif.

Arkansas-Pine Bluff (1-0)
H: 1-0 | A: 0-0 | N: 0-0

4-16-19	W, 10-0 (5)	Fayetteville

Auburn* (36-39)
H: 17-17 | A: 15-22 | N: 1-0

4-5-97	L, 7-6	Auburn, Ala.
4-5-97	L, 2-1	Auburn, Ala.
4-6-97	L, 2-0	Auburn, Ala.
4-6-97	L, 9-0	Auburn, Ala.
4-3-98	W, 5-4	Fayetteville
4-3-98	L, 4-2	Fayetteville
4-4-98	W, 5-4	Fayetteville
4-4-98	W, 6-4	Fayetteville
4-9-99	W, 1-0	Auburn, Ala.
4-9-99	W, 3-1	Auburn, Ala.
4-10-99	W, 4-0	Auburn, Ala.
4-10-99	W, 4-0	Auburn, Ala.
2-12-00	W, 7-4	Arlington, Texas
4-7-00	W, 2-0	Fayetteville
4-7-00	W, 6-2	Fayetteville
4-8-00	L, 3-1	Fayetteville
4-8-00	W, 4-2	Fayetteville
3-34-01	W, 6-0	Auburn, Ala.
3-24-01	W, 5-2	Auburn, Ala.
3-25-01	W, 4-3	Auburn, Ala.
3-23-02	W, 6-2	Fayetteville
3-23-02	W, 4-0	Fayetteville
3-24-02	W, 3-2	Fayetteville
3-15-03	W, 4-1	Auburn, Ala.
3-16-03	L, 2-0	Auburn, Ala.
3-16-03	L, 3-2	Auburn, Ala.
3-13-04	L, 1-0 (9)	Fayetteville
3-14-04	L, 9-0 (6)	Fayetteville
3-14-04	L, 3-0	Fayetteville
3-12-05	L, 4-0	Auburn, Ala.
3-12-05	L, 10-1 (6)	Auburn, Ala.
3-13-05	L, 10-2 (5)	Auburn, Ala.
4-22-06	L, 5-4	Fayetteville (18)
4-22-06	W, 2-0	Fayetteville (18)
4-23-06	L, 2-1	Fayetteville (18)
3-27-07	L, 5-0	Fayetteville
3-27-07	L, 3-2	Fayetteville
3-18-08	L, 9-6	Auburn, Ala.
3-18-08	L, 5-3	Auburn, Ala.
4-4-09	L, 4-3	Fayetteville
4-4-09	W, 4-2	Fayetteville
4-5-09	L, 5-4	Fayetteville
5-8-10	L, 4-3	Auburn, Ala.
5-8-10	L, 3-2 (8)	Auburn, Ala.
5-9-10	L, 2-1	Auburn, Ala.
3-11-11	L, 5-1	Fayetteville (24)
3-12-11	L, 9-1 (6)	Fayetteville (24)
3-13-11	L, 2-0	Fayetteville (24)
4-20-12	L, 3-2 (8)	Auburn, Ala.
4-21-12	L, 5-1	Auburn, Ala.
4-22-12	W, 5-1	Auburn, Ala.
5-3-13	W, 6-0	Fayetteville
5-4-13	W, 8-7 (8)	Fayetteville
5-5-13	W, 5-0	Fayetteville
4-24-15	L, 9-1 (6)	Auburn, Ala. (8)
4-25-15	L, 9-1 (5)	Auburn, Ala. (8)
4-26-15	L, 10-2 (5)	Auburn, Ala. (8)
4-15-16	L, 21-0 (5)	Fayetteville (3)
4-16-16	L, 23-0 (5)	Fayetteville (3)
4-17-16	L, 10-0 (5)	Fayetteville (3)
4-20-18	L, 11-1	Auburn, Ala. (11)
4-21-18	W, 4-2	Auburn, Ala. (11)
4-21-18	L, 4-2	Auburn, Ala. (11)
5-3-19	W, 1-0	Fayetteville (23)
5-4-19	W, 7-1	Fayetteville (23)
5-5-19	W, 5-2	Fayetteville (23)
4-1-21	W, 6-1	Auburn, Ala.
4-2-21	W, 3-0	Auburn, Ala.
4-3-21	W, 2-0	Auburn, Ala.
4-8-22	W, 7-4	Fayetteville (17)
4-9-22	W, 4-3	Fayetteville (17)
4-10-22	W, 17-4 (5)	Fayetteville (17)
3-16-24	W, 6-1	Auburn, Ala.
3-16-24	W, 5-1	Auburn, Ala.
3-17-24	L, 2-1	Auburn, Ala.

Ball State (1-2)
H: 1-0 | A: 0-0 | N: 0-2

3-7-97	L, 4-2	Tampa, Fla.
2-27-09	W, 1-0	Fayetteville
3-4-11	L, 3-2	Tampa, Fla.

Baylor (4-3)
H: 0-1 | A: 1-0 | N: 3-2

2-9-01	L, 3-1	Arlington, Texas
2-11-12	W, 5-1	Waco (7)
2-9-14	L, 5-0	Las Vegas, Nev. (16)
2-27-20	L, 3-2	Fayetteville (23)
2-21-21	W, 7-2	Lake Charles, La. (23)
2-12-23	W, 11-7	Las Vegas, Nev.
2-22-25	W, 8-0 (5)	Cathedral City, Calif.

Belmont (1-0)
H: 0-0 | A: 0-0 | N: 1-0

2-10-12	W, 16-3 (5)	Waco, Texas

Bethune-Cookman (4-0)
H: 0-0 | A: 2-0 | N: 2-0

2-13-00	W, 12-3	Arlington, Texas
2-9-01	W, 3-0	Arlington, Texas
2-2-02	W, 4-3	Daytona Beach, Fla.
2-3-02	W, 2-1	Daytona Beach, Fla.

Binghamton (1-0)
H: 0-0 | A: 0-0 | N: 1-0

2-20-16	W, 12-5	Palm Springs, Calif.

Bradley (5-0)
H: 3-0 | A: 0-0 | N: 2-0

2-27-09	W, 10-5	Fayetteville
3-8-14	W, 4-2	Fayetteville
3-9-14	W, 9-1 (6)	Fayetteville
2-7-25	W, 3-1	San Marcos, Texas
2-8-25	W, 9-1 (6)	San Marcos, Texas

Boston College (1-0)
H: 0-0 | A: 0-0 | N: 1-0

2-16-02	W, 4-0	College Station, Texas

Boston U (5-0)
H: 4-0 | A: 0-0 | N: 1-0

5-18-12	W, 3-2	Berkeley, Calif.
3-2-19	W, 4-2	Fayetteville
3-2-19	W, 12-7	Fayetteville
2-20-20	W, 4-1	Fayetteville
2-22-20	W, 10-2 (6)	Fayetteville

Buffalo (2-0)
H: 1-0 | A: 0-0 | N: 1-0

2-20-10	W, 6-0	Denton, Texas
3-4-16	W, 15-14	Fayetteville

Butler (4-0)
H: 3-0 | A: 0-0 | N: 1-0

2-21-04	W, 5-3	Las Vegas, Nev.
3-3-12	W, 3-1	Fayetteville
3-4-12	W, 6-5 (8)	Fayetteville
2-13-14	W, 8-1	Fayetteville

BYU (0-1)
H: 0-0 | A: 0-0 | N: 0-1

5-17-19	L, 6-3	Stillwater, Okla.

Campbell (2-0)
H: 0-0 | A: 0-0 | N: 2-0

2-8-19	W, 7-3	Lake Charles, La.
2-10-19	W, 8-0 (6)	Lake Charles, La.

California (1-3)
H: 0-0 | A: 1-2 | N: 0-1

3-19-98	L, 7-0	Sacramento, Calif.
5-19-12	W, 3-2	Berkeley, Calif. (1)
5-20-12	L, 10-2 (5)	Berkeley, Calif. (1)
5-21-12	L, 7-0	Berkeley, Calif. (1)

UCLA (1-1)
H: 0-0 | A: 0-0 | N: 1-1

2-18-11	W, 4-3	Las Vegas, Nev. (1)
2-22-25	L, 9-1 (6)	Cathedral City, Calif. (4)

Cal Poly (0-3)
H: 0-0 | A: 0-1 | N: 0-2

2-28-98	L, 2-0	Santa Barbara, Calif.
3-1-98	L, 4-0	Santa Barbara, Calif.
2-5-05	L, 8-0 (6)	San Luis Obispo, Calif.

Cal State Fullerton (1-1)
H: 0-0 | A: 0-1 | N: 1-0

3-19-16	L, 8-1	Fullerton, Calif.
2-20-25	W, 10-0 (5)	Cathedral City, Calif.

Centenary (10-1)
H: 4-0 | A: 2-1 | N: 4-0

2-21-98	W, 9-0	Monroe, La.
3-6-99	W, 9-1	Fayetteville
3-7-99	W, 8-0	Fayetteville
3-23-05	W, 3-1	Shreveport, La.
3-23-05	W, 6-5	Shreveport, La.
2-17-06	L, 4-6	Shreveport, La.
3-5-06	W, 3-0	Fayetteville
3-5-06	W, 1-0	Fayetteville
2-10-08	W, 13-1 (6)	Texarkana, Ark.
2-10-08	W, 9-1 (5)	Texarkana, Ark.
4-15-09	W, 6-2	Sherwood, Ark.

Central Arkansas (7-2)
H: 3-1 | A: 4-1 | N: 0-0

3-9-21	W, 4-1	Conway, Ark.
4-21-21	W, 7-6 (8)	Fayetteville
4-5-22	W, 6-4	Conway, Ark.
4-26-22	W, 3-2	Fayetteville
3-6-23	L, 2-1	Fayetteville
4-11-23	L, 4-0	Conway, Ark.
4-30-24	W, 8-0 (6)	Conway, Ark.
3-18-25	W, 6-3	Fayetteville
4-15-25	W, 7-0	Conway, Ark.

Central Connecticut (2-0)
H: 2-0 | A: 0-0 | N: 0-0

3-3-18	W, 7-0	Fayetteville
3-4-18	W, 6-5	Fayetteville

Central Michigan (1-0)
H: 0-0 | A: 0-0 | N: 1-0

2-21-16	W, 12-4 (5)	Palm Springs, Calif.

Chattanooga (0-2)
H: 0-0 | A: 0-0 | N: 0-2

2-6-04	L, 1-0 (9)	Gainesville, Fla.
2-14-15	L, 7-3	Clermont, Fla.

Cleveland State (1-0)
H: 0-0 | A: 0-0 | N: 1-0

3-7-09	W, 3-1	Stillwater, Okla.

Coastal Carolina (2-0)
H: 0-0 | A: 0-0 | N: 2-0

3-11-02	W, 7-1	Myrtle Beach, SC
3-11-02	W, 2-1	Myrtle Beach, SC

Colorado State (5-2)
H: 2-1 | A: 0-0 | N: 3-1

3-13-99	W, 2-0	San Diego, Calif.
2-5-05	W, 2-1	San Luis Obispo, Calif.
2-6-06	L, 6-4	San Luis Obispo, Calif.
2-24-07	L, 6-1	Fayetteville
2-8-13	W, 5-4 (9)	St. George, Utah
4-18-25	W, 14-1 (5)	Fayetteville, Ark.
4-18-25	W, 8-0 (5)	Fayetteville, Ark.

Creighton (3-2)
H: 2-2 | A: 0-0 | N: 1-0

3-1-97	W, 2-1	Fayetteville
3-2-97	L, 1-0	Fayetteville
3-6-98	L, 3-2	Fayetteville
2-24-08	W, 7-2	Fayetteville
3-1-08	W, 10-1	Tempe, Ariz.

CSUN (3-2)
H: 0-0 | A: 0-0 | N: 3-2

2-20-97	L, 4-3	San Diego, Calif.
2-19-00	W, 1-0	San Diego, Calif.
5-18-00	W, 5-0	Norman, Okla.
3-3-03	L, 7-4	St. George, Utah
2-17-17	W, 8-7	Palm Springs, Calif.

Dartmouth (2-0)
H: 2-0 | A: 0-0 | N: 0-0

3-2-18	W, 12-3	Fayetteville
3-3-18	W, 2-1	Fayetteville

Delaware (1-0)
H: 0-0 | A: 0-0 | N: 1-0

2-24-18	W, 10-1	Madeira Beach, Fla.

DePaul (1-1)
H: 1-1 | A: 0-0 | N: 0-0

3-6-98	L, 6-2	Fayetteville
5-18-18	W, 2-0	Fayetteville

Drake (15-6)
H: 10-3 | A: 0-0 | N: 5-3

2-17-01	W, 2-1	Monroe, La.
2-24-06	W, 1-0 (8)	Fayetteville
2-15-08	W, 5-4 (8)	Minneapolis, Minn.
3-2-08	L, 10-0 (5)	Tempe, Ariz.
2-13-09	L, 6-5	Minneapolis, Minn.
3-6-09	W, 6-3	Stillwater, Okla.
2-13-10	L, 2-1	Minneapolis, Minn.
2-21-10	W, 3-2	Columbus, Ga.
2-18-12	W, 4-1	Tampa, Fla.
3-2-12	W, 5-4	Fayetteville
3-3-12	W, 8-6	Fayetteville
2-28-14	W, 10-6	Fayetteville
3-1-14	L, 7-4	Fayetteville
2-27-16	W, 13-4 (5)	Fayetteville
2-28-16	L, 9-2	Fayetteville
2-23-19	L, 3-1	Fayetteville
3-4-21	W, 6-3	Fayetteville
3-4-21	W, 6-4	Fayetteville
3-24-23	W, 4-3 (11)	Fayetteville
3-25-23	W, 7-2	Fayetteville
3-26-23	W, 8-0 (5)	Fayetteville

Duke (0-1)
H: 0-0 | A: 0-0 | N: 0-1

2-17-23	L, 7-4	Clearwater, Fla. (19)

East Carolina (0-1)
H: 0-0 | A: 0-0 | N: 0-1

3-8-97	L, 3-1	Tampa, Fla.

East Tennessee State (1-0)
H: 0-0 | A: 0-0 | N: 1-0

3-5-11	W, 4-2	Tampa, Fla.

Eastern Illinois (1-0)
H: 1-0 | A: 0-0 | N: 0-0

3-5-10	W, 9-1 (6)	Fayetteville

Eastern Michigan (2-0)
H: 0-0 | A: 0-0 | N: 2-0

3-5-00	W, 6-1	Miami, Fla.
2-21-14	W, 13-0 (5)	Fort Myers, Fla.

Evansville (0-3)
H: 0-0 | A: 0-0 | N: 0-3

2-27-98	L, 1-0	Santa Barbara, Calif.
3-1-98	L, 7-1	Santa Barbara, Calif.
2-7-03	L, 2-0	St. Augustine, Fla.

FAU (3-6)
H: 1-0 | A: 1-4 | N: 1-2

3-4-00	L, 5-0	Miami, Fla.
4-5-00	W, 7-3	Miami, Fla.
3-3-01	L, 2-1	Miami, Fla.
2-20-09	L, 2-1	Boca Raton, Fla.
2-21-09	L, 8-0	Boca Raton, Fla.
2-6-15	L, 12-7	Boca Raton, Fla.
2-14-16	L, 3-1	Boca Raton, Fla.
2-8-24	W, 8-0 (5)	Boca Raton, Fla.
3-1-24	W, 6-2	Fayetteville, Ark.

FGCU (2-0)
H: 0-0 | A: 2-0 | N: 0-0

2-22-14	W, 14-7	Fort Myers, Fla.
2-16-20	W, 4-1	Fort Myers, Fla.

FIU (3-2)
H: 0-0 | A: 2-1 | N: 1-1

3-2-01	W, 4-1	Miami, Fla.
1-31-02	W, 5-4	Miami, Fla.
2-11-06	L, 8-3	Miami, Fla.
2-29-08	W, 13-4	Tempe, Ariz.
2-20-09	L, 10-1	Boca Raton, Fla.

Florida (19-52)
H: 7-21 | A: 10-28 | N: 2-0

3-5-97	L, 2-1	Gainesville, Fla.
3-5-97	L, 3-1	Gainesville, Fla.
4-22-98	L, 2-1	Fayetteville
4-22-98	W, 4-3	Fayetteville
3-26-99	W, 4-0	Gainesville, Fla.
3-26-99	L, 2-0	Gainesville, Fla.
3-25-00	W, 2-1	Fayetteville (24)
3-25-00	W, 8-7	Fayetteville (24)
5-13-00	W, 2-1	Columbus, Ga.
3-31-01	L, 2-1	Fayetteville
3-31-01	L, 1-0	Fayetteville
4-1-01	W, 1-0	Fayetteville
3-30-02	L, 4-1	Gainesville, Fla.
3-30-02	L, 2-1	Gainesville, Fla.
3-31-02	W, 4-1	Gainesville, Fla.
3-22-03	L, 2-1	Fayetteville
3-22-03	W, 2-1	Fayetteville
3-23-03	L, 5-1	Fayetteville
2-7-04	L, 4-3	Gainesville, Fla.
3-20-04	L, 3-1	Gainesville, Fla.
3-20-04	L, 7-2	Gainesville, Fla.
3-21-04	W, 5-4 (11)	Gainesville, Fla.
3-19-05	L, 2-1 (8)	Fayetteville (16)
3-19-05	L, 9-0	Fayetteville (16)
3-20-05	L, 8-0 (5)	Fayetteville (16)
3-25-06	L, 9-8	Gainesville, Fla.
3-25-06	W, 5-1	Gainesville, Fla.
3-26-06	L, 3-2 (10)	Gainesville, Fla.
4-6-07	L, 4-0	Gainesville, Fla. (23)
4-6-07	L, 5-0	Gainesville, Fla. (23)
4-7-07	W, 1-0	Gainesville, Fla. (23)
3-14-08	L, 1-0	Fayetteville (4)
3-14-08	L, 3-1	Fayetteville (4)
3-15-08	L, 7-2	Fayetteville (4)
4-25-09	L, 11-0	Gainesville, Fla. (1)
4-25-09	L, 11-0	Gainesville, Fla. (1)
4-26-09	L, 6-0	Gainesville, Fla. (1)
4-10-10	L, 9-5	Fayetteville (4)
4-10-10	L, 12-2 (5)	Fayetteville (4)
4-11-10	L, 6-1	Fayetteville (4)
4-8-11	L, 4-0	Gainesville, Fla. (10)
4-9-11	L, 8-1	Gainesville, Fla. (10)
4-10-11	L, 8-0 (5)	Gainesville, Fla. (10)
3-23-12	L, 6-0	Fayetteville (4)
3-24-12	L, 3-2	Fayetteville (4)
3-25-12	L, 5-0	Fayetteville (4)
3-22-13	L, 8-0 (6)	Gainesville, Fla. (3)
3-22-13	L, 5-2	Gainesville, Fla. (3)
3-23-13	L, 1-0	Gainesville, Fla. (3)
5-2-14	L, 8-3	Fayetteville (7)
5-3-14	L, 11-0	Fayetteville (7)
5-4-14	L, 5-1	Fayetteville (7)
5-6-16	L, 9-0 (5)	Gainesville, Fla. (1)
5-7-16	L, 5-0	Gainesville, Fla. (1)
5-8-16	L, 8-0 (5)	Gainesville, Fla. (1)
3-31-17	L, 6-1	Fayetteville (2)
4-1-17	L, 8-0 (5)	Fayetteville (2)
4-2-17	L, 6-1	Fayetteville (2)
4-5-19	L, 3-0	Gainesville, Fla. (8)
4-6-19	L, 8-0 (5)	Gainesville, Fla. (8)
4-7-19	L, 3-1	Gainesville, Fla. (8)
4-22-22	W, 9-1 (6)	Gainesville, Fla. (9)
4-23-22	W, 5-4	Gainesville, Fla. (9)
4-24-22	W, 2-0	Gainesville, Fla. (9)
5-13-22	W, 4-1	Gainesville, Fla. (14)
3-24-23	W, 6-2	Fayetteville (10)
3-25-23	L, 11-4	Fayetteville (10)
3-26-23	W, 14-1 (5)	Fayetteville (10)
4-4-25	W, 4-1	Gainesville, Fla. (2)
4-5-25	L, 10-7 (9)	Gainesville, Fla. (2)
4-6-25	W, 9-5	Gainesville, Fla. (2)

Florida A&M (4-0)
H: 0-0 | A: 0-0 | N: 4-0

3-3-00	W, 8-0	Miami, Fla.

2-13-15	W, 10-2	Clermont, Fla.
2-24-18	W, 5-0	Boca Raton, Fla.
2-26-18	W, 9-0 (5)	Boca Raton, Fla.

Florida State (0-4)
H: 0-1 | A: 0-1 | N: 0-2

3-8-97	L, 4-0	Tampa, Fla.
2-15-13	L, 9-1 (5)	Tallahassee, Fla.
2-29-20	L, 2-1	Fayetteville (9)
2-17-23	L, 9-6	Clearwater, Fla.

Fordham (4-0)
H: 0-0 | A: 0-0 | N: 4-0

2-22-09	W, 7-3	Boca Raton, Fla.
5-17-13	W, 5-1	Norman, Okla.
5-18-13	W, 5-2	Norman, Okla.
2-19-18	W, 4-2	Cathedral City, Calif.

Fresno State (0-3)
H: 0-0 | A: 0-2 | N: 0-1

3-17-97	L, 8-0	Fresno, Calif. (2)
3-17-97	L, 8-0	Fresno, Calif. (2)
3-18-00	L, 1-0	San Diego, Calif. (3)

Furman (4-0)
H: 3-0 | A: 0-0 | N: 1-0

4-13-19	W, 6-5 (12)	Fayetteville
4-14-19	W, 11-0 (5)	Fayetteville
4-14-19	W, 9-1 (5)	Fayetteville
2-15-20	W, 8-1	Fort Myers, Fla.

George Washington (2-0)
H: 0-0 | A: 0-0 | N: 2-0

2-20-15	W, 7-6	Orlando, Fla.
2-19-19	W, 8-0 (5)	Palm Springs, Calif.

Georgia* (26-41)
H: 11-17 | A: 14-22 | N: 1-2

4-13-97	W, 2-1	Fayetteville
4-13-97	L, 4-3	Fayetteville
4-12-98	W, 3-1	Athens, Ga.
4-12-98	W, 2-1	Athens, Ga.
4-18-99	W, 3-2	Fayetteville
4-18-99	W, 1-0	Fayetteville
4-14-00	W, 7-4	Athens, Ga.
4-14-00	W, 4-0	Athens, Ga.
4-7-01	L, 3-1	Fayetteville
4-7-01	W, 6-1	Fayetteville
4-8-01	W, 3-2	Fayetteville
4-6-02	L, 4-3	Athens, Ga. (23)
4-6-02	L, 3-2	Athens, Ga. (23)
4-7-02	L, 3-1	Athens, Ga. (23)
3-29-03	L, 6-1	Fayetteville (9)
3-29-03	L, 11-0	Fayetteville (9)
3-30-03	L, 4-0	Fayetteville (9)
3-27-04	L, 8-0 (6)	Athens, Ga. (5)
3-27-04	L, 5-2	Athens, Ga. (5)
3-28-04	L, 2-1	Athens, Ga. (5)
3-25-05	L, 1-0	Fayetteville (13)
3-25-05	L, 10-0 (5)	Fayetteville (13)
3-26-05	L, 10-4	Fayetteville (13)
2-10-06	L, 7-6 (9)	Miami, Fla. (10)
3-11-06	L, 6-1	Athens, Ga. (12)
3-11-06	L, 6-3	Athens, Ga. (12)
3-12-06	W, 1-0	Athens, Ga. (12)
5-11-06	L, 2-0	Athens, Ga. (8)
4-28-07	L, 5-0	Fayetteville
4-28-07	L, 7-2	Fayetteville
4-29-07	L, 5-3	Fayetteville
3-29-08	L, 3-1	Athens, Ga. (15)
3-29-08	L, 13-1 (5)	Athens, Ga. (15)
3-30-08	L, 3-2	Athens, Ga. (15)
5-3-09	L, 8-0	Fayetteville (9)
5-3-09	L, 8-2	Fayetteville (9)
4-2-10	W, 3-2	Athens, Ga. (8)
4-2-10	W, 10-5	Athens, Ga. (8)
4-3-10	L, 4-0	Athens, Ga. (8)
4-23-11	W, 2-1	Fayetteville (3)
5-5-12	L, 3-2	Athens, Ga. (11)
5-5-12	W, 2-1	Athens, Ga. (11)
5-6-12	L, 7-1	Athens, Ga. (11)
3-29-13	W, 5-2	Fayetteville (22)
3-30-13	W, 5-3	Fayetteville (22)
3-30-13	W, 8-1	Fayetteville (22)
3-20-15	L, 10-0 (5)	Athens, Ga. (8)
3-21-15	L, 12-4 (6)	Athens, Ga. (8)
3-21-15	L, 9-1 (5)	Athens, Ga. (8)
5-5-17	W, 6-2	Fayetteville
5-6-17	L, 6-2	Fayetteville
5-7-17	L, 10-0	Fayetteville
3-10-18	L, 8-0	Athens, Ga. (11)
3-12-18	L, 1-0	Athens, Ga. (11)
3-12-18	L, 5-4	Athens, Ga. (11)
5-10-18	W, 8-3	Columbia, Mo. (8)
5-9-19	L, 4-1	College Station, Texas (13)
4-16-21	W, 10-3	Athens, Ga. (20)
4-17-21	W, 5-2	Athens, Ga. (20)
4-18-21	W, 5-2	Athens, Ga. (20)
4-6-23	L, 4-3	Fayetteville (10)
4-7-23	L, 4-0	Fayetteville (10)
4-8-23	W, 4-3	Fayetteville (10)
3-30-24	W, 3-2	Athens, Ga. (3)
3-31-24	L, 8-2	Athens, Ga. (3)
4-1-24	W, 8-2	Athens, Ga. (3)
5-7-25	W, 5-1	Athens, Ga.

Georgia Southern (2-0)
H: 0-0 | A: 0-0 | N: 2-0

2-2-03	W, 13-6	St. George, Utah
2-3-03	W, 3-2	St. George, Utah

Georgia State (1-1)
H: 0-0 | A: 1-1 | N: 0-0

3-22-01	W, 7-0	Atlanta, Ga.
3-22-01	L, 3-2	Atlanta, Ga.

Georgia Tech (3-3)
H: 0-0 | A: 1-2 | N: 2-1

2-17-01	W, 3-2	Arlington, Texas
3-21-01	L, 4-0	Atlanta, Ga.
3-18-03	L, 3-2	Atlanta, Ga.
3-18-03	W, 3-2	Atlanta, Ga.
2-27-10	L, 11-2	Columbus, Ga.
2-8-15	W, 2-0	Boca Raton, Fla.

Grand Canyon (1-1)
H: 0-0 | A: 0-0 | N: 1-1

3-20-16	L, 6-2	Fullerton, Calif.
2-17-18	W, 6-2	Cathedral City, Calif.

Green Bay (1-0)
H: 0-0 | A: 0-0 | N: 1-0

2-15-09	W, 8-0	Minneapolis, Minn.

Harvard (2-0)
H: 0-0 | A: 0-0 | N: 1-0

2-23-14	W, 9-4	Fort Myers, Fla.
5-19-23	W, 11-0 (5)	Fayetteville

Hawai'i (1-1)
H: 0-0 | A: 0-0 | N: 1-1

2-20-97	W, 5-4	San Diego, Calif.
3-20-98	L, 3-0	Sacramento, Calif.

Hofstra (1-2)
H: 0-0 | A: 0-0 | N: 1-2

3-7-97	W, 6-5	Tampa, Fla.
2-15-13	L, 8-1	Tallahassee, Fla. (25)
2-17-13	L, 6-4 (6)	Tallahassee, Fla. (25)

Houston (2-0)
H: 0-0 | A: 0-0 | N: 2-0

2-9-01	W, 14-10	Arlington, Texas
1-31-03	W, 5-4	San Marcos, Texas

Illinois (3-2)
H: 3-1 | A: 0-0 | N: 0-1

2-28-10	L, 7-4	Columbus, Ga.
2-18-22	W, 6-3	Fayetteville
2-20-22	L, 8-6	Fayetteville
2-28-25	W, 12-4 (6)	Fayetteville
3-1-25	W, 10-1 (6)	Fayetteville

Illinois State (2-0)
H: 2-0 | A: 0-0 | N: 0-0

2-22-24	W, 7-0	Fayetteville
2-24-24	W, 7-0	Fayetteville

Indiana (1-0)
H: 0-0 | A: 0-0 | N: 1-0

2-18-23	W, 7-0	Clearwater, Fla.

Indiana State (2-0)
H: 2-0 | A: 0-0 | N: 0-0

3-12-08	W, 12-2 (5)	Fayetteville
3-12-08	W, 4-1	Fayetteville

Iowa (7-1)
H: 2-0 | A: 0-0 | N: 5-1

2-11-06	W, 1-0	Miami, Fla. (24)
2-12-06	L, 5-1	Miami, Fla. (24)
2-17-08	W, 5-3	Minneapolis, Minn.
2-12-10	W, 2-1	Minneapolis, Minn.
2-27-10	W, 3-2	Columbus, Ga.
2-11-12	W, 10-2 (5)	Waco, Texas
2-28-25	W, 9-0 (5)	Fayetteville
3-1-25	W, 12-0 (5)	Fayetteville

Iowa State (4-1)
H: 3-1 | A: 0-0 | N: 1-0

2-14-10	W, 4-2	Minneapolis, Minn.
3-6-10	L, 2-1	Fayetteville
3-16-18	W, 8-3	Fayetteville
3-2-23	W, 4-0	Fayetteville
3-4-23	W, 7-4	Fayetteville

IUPUI (4-0)
H: 4-0 | A: 0-0 | N: 0-0

3-4-12	W, 3-1	Fayetteville
3-4-17	W, 7-2	Fayetteville
3-5-17	W, 8-1	Fayetteville
2-24-19	W, 10-2 (5)	Fayetteville

Jackson State (7-1)
H: 3-0 | A: 4-1 | N: 0-0

2-25-12	W, 5-4	Fayetteville
2-26-12	W, 4-3 (8)	Fayetteville
2-13-13	W, 8-2	Jackson, Miss.
2-13-13	W, 8-0 (5)	Jackson, Miss.
2-13-14	W, 8-0 (5)	Fayetteville
3-25-14	W, 7-4	Jackson, Miss.
3-25-14	L, 3-1	Jackson, Miss.
4-25-17	W, 14-2 (5)	Jackson, Miss.

Jacksonville (1-1)
H: 0-0 | A: 1-0 | N: 0-1

2-7-03	L, 3-2	St. Augustine, Fla.
3-19-04	W, 2-1	Jacksonville, Fla.

Jacksonville State (7-1)
H: 3-1 | A: 3-0 | N: 1-0

3-16-98	W, 12-6	Jacksonville
3-16-98	W, 1-0	Jacksonville
3-3-06	W, 2-1 (11)	Fayetteville
3-3-06	W, 6-2	Fayetteville
3-2-13	L, 5-4	Fayetteville
3-3-13	W, 3-2	Fayetteville
2-20-15	W, 4-0	Orlando, Fla.
3-24-15	W, 6-2	Jacksonville

Kansas (11-17)
H: 5-8 | A: 5-6 | N: 1-3

3-21-97	L, 3-0	Sacramento, Calif.
3-11-98	L, 3-2	Fayetteville
3-11-98	W, 3-2	Fayetteville
3-20-98	W, 9-7	Sacramento, Calif.
3-16-99	W, 5-3	Lawrence, Kan.
3-16-99	L, 6-1	Lawrence, Kan.
3-29-00	L, 4-2	Fayetteville
3-29-00	W, 5-2	Fayetteville
3-28-01	L, 4-1	Lawrence, Kan.
3-28-01	W, 3-0	Lawrence, Kan.
3-27-02	L, 2-1	Fayetteville
3-27-02	L, 3-0	Fayetteville
4-16-03	W, 5-1	Lawrence, Kan.
4-16-03	L, 1-0	Lawrence, Kan.
4-21-04	L, 5-4 (10)	Fayetteville
4-21-04	L, 1-0 (6)	Fayetteville
2-11-05	L, 5-1	Las Cruces, N.M.
4-26-05	L, 7-2	Lawrence, Kan.
4-26-05	L, 6-5	Lawrence, Kan.
4-5-06	L, 2-1	Fayetteville
4-5-06	L, 1-0	Fayetteville
4-3-07	L, 4-2	Lawrence, Kan.
4-3-07	W, 6-1	Lawrence, Kan.
2-7-15	L, 4-3	Boca Raton, Fla.
3-10-20	W, 3-2	Fayetteville
3-10-20	W, 1-0	Fayetteville
3-5-21	W, 8-3	Fayetteville
3-24-21	W, 7-4	Lawrence, Kan.

Kansas City (14-2)
H: 12-2 | A: 1-0 | N: 1-0

2-8-03	W, 1-0	St. Augustine, Fla.
2-26-05	W, 7-1	Fayetteville
2-26-06	W, 3-0	Fayetteville

2-23-07	W, 7-0	Fayetteville
4-29-09	W, 7-1	Fayetteville
4-29-09	W, 16-1	Fayetteville
5-5-11	L, 2-1	Fayetteville
4-17-12	W, 2-0	Fayetteville
3-27-13	W, 9-1 (5)	Fayetteville
2-16-14	W, 10-0 (5)	Fayetteville
2-27-16	L, 9-4	Fayetteville
2-28-16	W, 7-6	Fayetteville
3-7-17	W, 10-0 (5)	Fayetteville
3-7-17	W, 13-1 (5)	Fayetteville
3-23-21	W, 9-3	Kansas City, Mo.
3-4-22	W, 12-1 (5)	Fayetteville

Kennesaw State (2-0)
H: 2-0 | A: 0-0 | N: 0-0

3-4-22	W, 6-4	Fayetteville
3-5-22	W, 9-1 (5)	Fayetteville

Kent State (2-0)
H: 2-0 | A: 0-0 | N: 0-0

2-28-20	W, 9-5	Fayetteville
3-1-20	W, 8-0 (5)	Fayetteville

Kentucky (40-28)
H: 23-13 | A: 15-12 | N: 1-0

4-25-97	L, 4-3	Lexington, Ky.
4-25-97	W, 4-3	Lexington, Ky.
4-24-98	L, 5-2	Fayetteville
4-24-98	W, 8-0	Fayetteville
4-28-99	W, 2-0	Lexington, Ky.
4-28-99	L, 4-2	Lexington, Ky.
4-30-00	W, 2-1	Fayetteville
4-30-00	W, 2-1	Fayetteville
5-5-01	L, 3-1	Fayetteville
5-5-01	W, 4-0	Fayetteville
5-6-01	W, 1-0	Fayetteville
5-11-01	W, 1-0	Chattanooga, Tenn.
5-2-02	L, 6-5	Lexington, Ky.
5-3-02	L, 4-0	Lexington, Ky.
5-3-02	W, 7-2	Lexington, Ky.
4-26-03	W, 2-1	Fayetteville
4-26-03	L, 4-0	Fayetteville
4-27-03	L, 7-6	Fayetteville
4-24-04	W, 1-0 (8)	Lexington, Ky.
4-24-04	L, 8-5	Lexington, Ky.
4-25-04	W, 5-1	Lexington, Ky.
4-23-05	W, 10-2 (6)	Fayetteville
4-23-05	W, 4-0	Fayetteville
4-24-05	W, 10-2 (5)	Fayetteville
4-14-06	L, 8-0 (6)	Lexington, Ky.
4-15-06	W, 2-1	Lexington, Ky.
4-15-06	W, 2-0	Lexington, Ky.
3-31-07	W, 14-8	Fayetteville
3-31-07	W, 5-2	Fayetteville
4-1-07	W, 2-0	Fayetteville
4-12-08	W, 6-5 (9)	Lexington, Ky.
4-12-08	W, 3-0	Lexington, Ky.
4-13-08	W, 14-1 (5)	Lexington, Ky.
3-21-09	L, 11-4	Fayetteville
3-21-09	W, 8-5	Fayetteville
3-22-09	W, 4-3	Fayetteville
3-20-10	L, 4-2	Lexington, Ky.
3-20-10	L, 5-0	Lexington, Ky.
3-21-10	W, 9-8	Lexington, Ky.
3-16-11	L, 4-0	Fayetteville (24)
3-16-11	L, 7-2 (11)	Fayetteville (24)
4-11-12	L, 9-7 (7)	Lexington, Ky.
4-11-12	W, 7-3	Lexington, Ky.
4-19-13	W, 4-1	Fayetteville (17)
4-20-13	W, 4-0	Fayetteville (17)
4-21-13	L, 5-3	Fayetteville (17)
4-18-14	L, 4-3	Lexington, Ky. (8)
4-19-14	L, 7-5	Lexington, Ky. (8)
4-20-14	W, 8-0 (6)	Lexington, Ky. (8)
3-25-16	L, 9-0 (5)	Fayetteville (15)
3-26-16	L, 7-1	Fayetteville (15)
3-27-16	L, 12-4	Fayetteville (15)
3-24-17	L, 2-1	Lexington, Ky. (17)
3-25-17	L, 2-0	Lexington, Ky. (17)
3-26-17	L, 7-5	Lexington, Ky. (17)
5-9-18	W, 3-1	Columbia, Mo. (19)
3-29-19	W, 1-0	Fayetteville (18)
3-30-19	L, 16-2 (5)	Fayetteville (18)
3-31-19	W, 3-2	Fayetteville (18)
4-15-22	W, 2-1	Fayetteville (12)
4-16-22	L, 10-7	Fayetteville (12)
4-17-22	W, 8-0 (6)	Fayetteville (12)
4-22-23	W, 8-1	Lexington, Ky. (20)
4-22-23	W, 14-6 (5)	Lexington, Ky. (20)
4-23-23	L, 3-1	Lexington, Ky. (20)
3-28-25	W, 5-3	Fayetteville
3-29-25	W, 10-2 (5)	Fayetteville
3-30-25	W, 2-1	Fayetteville

Lamar (2-0)
H: 2-0 | A: 0-0 | N: 0-0

3-3-17	W, 11-3	Fayetteville
3-4-17	W, 9-4	Fayetteville

Lehigh (1-0)
H: 0-0 | A: 0-0 | N: 1-0

3-11-22	W, 19-2 (5)	Harrisonburg, Va.

Liberty (1-2)
H: 0-1 | A: 1-0 | N: 0-1

2-13-15	L, 5-2	Clermont, Fla.
3-16-21	L, 2-0 (10)	Fayetteville
3-10-22	W, 14-9	Lynchburg, Va.

Lipscomb (2-0)
H: 0-0 | A: 0-0 | N: 2-0

2-9-19	W, 5-0	Lake Charles, La.
2-7-25	W, 23-0 (5)	San Marcos, Texas

Long Beach State (3-4)
H: 0-0 | A: 1-1 | N: 2-3

2-21-97	L, 7-3	San Diego, Calif.
2-18-00	L, 2-1	San Diego, Calif. (15)
2-8-02	W, 2-1	Long Beach, Calif.
2-10-02	L, 2-1	Long Beach, Calif.
2-19-11	L, 11-0	Las Vegas, Nev.
2-12-22	W, 10-0 (5)	Puerto Vallarta, Mexico
2-16-24	W, 7-0	Tucson, Ariz.

Longwood (1-0)
H: 1-0 | A: 0-0 | N: 0-0

2-19-22	W, 15-4 (5)	Fayetteville

LIU (1-0)
H: 0-0 | A: 0-0 | N: 1-0

2-7-15	W, 8-0 (5)	Boca Raton, Fla.

Louisiana (1-2)
H: 0-1 | A: 0-1 | N: 1-0

3-5-10	L, 5-2	Fayetteville
2-12-11	L, 14-1	Lafayette, La. (17)
2-18-23	W, 7-6	Clearwater, Fla. (22)

LSU* (19-64)
H: 12-29 | A: 7-32 | N: 0-4

4-18-97	L, 3-0	Fayetteville
4-18-97	L, 2-1	Fayetteville
4-19-97	W, 2-1	Fayetteville
4-19-97	L, 7-1	Fayetteville
4-17-98	L, 1-0	Baton Rouge, La.
4-17-98	L, 1-0	Baton Rouge, La.
4-18-98	L, 3-1	Baton Rouge, La.
4-18-98	L, 8-0	Baton Rouge, La.
5-8-98	L, 2-1	Columbus, Ga.
4-23-99	L, 3-1	Fayetteville
4-23-99	L, 4-0	Fayetteville
4-24-99	L, 9-0	Fayetteville
4-24-99	W, 2-1	Fayetteville
5-14-99	L, 10-0	Columbus, Ga.
5-16-99	L, 4-3 (10)	Columbus, Ga.
4-21-00	L, 3-1	Baton Rouge, La. (7)
4-21-00	L, 7-0	Baton Rouge, La. (7)
4-22-00	L, 3-1	Baton Rouge, La. (7)
4-22-00	L, 9-0	Baton Rouge, La. (7)
5-12-00	L, 2-0	Columbus, Ga.
3-3-01	L, 3-0	Baton Rouge, La. (7)
3-3-01	W, 3-2	Baton Rouge, La. (7)
3-4-01	L, 5-0	Baton Rouge, La. (7)
4-2-02	L, 3-0	Fayetteville (5)
4-2-02	L, 4-0	Fayetteville (5)
4-3-02	L, 5-0	Fayetteville (5)
4-22-03	L, 10-1	Baton Rouge, La. (11)
4-22-03	W, 6-5	Baton Rouge, La. (11)
4-22-03	L, 8-0	Baton Rouge, La. (11)
4-6-04	L, 7-0	Fayetteville (4)
4-6-04	L, 8-0	Fayetteville (4)
4-7-04	L, 10-1 (5)	Fayetteville (4)
4-6-05	W, 5-3	Baton Rouge, La.
4-6-05	L, 8-3	Baton Rouge, La.
4-7-05	L, 6-4	Baton Rouge, La.
4-25-06	W, 3-2	Fayetteville (11)
4-26-06	L, 4-3	Fayetteville (11)
4-26-06	W, 3-2 (9)	Fayetteville (11)
4-21-07	L, 5-0	Fayetteville (6)
4-21-07	L, 7-0	Fayetteville (6)
4-22-07	L, 3-1	Fayetteville (6)
4-26-08	L, 4-0	Baton Rouge, La. (15)
4-26-08	L, 8-6 (8)	Baton Rouge, La. (15)
4-27-08	L, 4-0	Baton Rouge, La. (15)
4-10-09	W, 8-7	Fayetteville
4-10-09	L, 10-4	Fayetteville
4-11-09	L, 7-4	Fayetteville
4-17-10	L, 4-2	Baton Rouge, La.
4-17-10	L, 3-2 (10)	Baton Rouge, La.
4-18-10	L, 3-2	Baton Rouge, La.
4-1-11	L, 8-0	Fayetteville
4-2-11	L, 10-1	Fayetteville
4-3-11	L, 1-0	Fayetteville
3-30-12	L, 1-0	Baton Rouge, La.
3-31-12	L, 9-1 (5)	Baton Rouge, La.
4-1-12	L, 3-2	Baton Rouge, La.
4-5-13	L, 8-2	Fayetteville (13)
4-6-13	W, 4-3	Fayetteville (13)
4-7-13	L, 5-4	Fayetteville (13)
3-6-15	L, 10-0 (5)	Baton Rouge, La. (5)
3-7-15	L, 6-0	Baton Rouge, La. (5)
3-8-15	L, 7-1	Baton Rouge, La. (5)
4-29-16	L, 10-6	Fayetteville (12)
4-30-16	L, 5-4	Fayetteville (12)
5-1-16	L, 9-1 (6)	Fayetteville (12)
5-4-18	L, 2-1	Baton Rouge, La. (13)
5-5-18	L, 10-2	Baton Rouge, La. (13)
5-6-18	L, 5-0	Baton Rouge, La. (13)
4-18-19	W, 8-5	Fayetteville (9)
4-19-19	W, 11-1 (5)	Fayetteville (9)
4-20-19	L, 3-1	Fayetteville (9)
5-1-21	W, 1-0	Baton Rouge, La. (16)
5-3-21	L, 2-1	Baton Rouge, La. (16)
5-3-21	W, 4-1	Baton Rouge, La. (16)
3-26-22	W, 8-7	Fayetteville (22)
3-27-22	L, 7-4	Fayetteville (22)
3-28-22	W, 7-3	Fayetteville (22)
4-26-24	W, 2-1	Baton Rouge, La. (7)
4-27-24	W, 4-1	Baton Rouge, La. (7)
4-28-24	L, 1-0	Baton Rouge, La. (7)
5-1-25	W, 12-9	Fayetteville (10)
5-2-25	L, 13-2	Fayetteville (10)
5-3-25	W, 6-0	Fayetteville (10)

Louisiana Tech (6-1)
H: 3-0 | A: 1-0 | N: 2-1

2-20-98	L, 5-1	Monroe, La.
4-18-07	W, 1-0	Sherwood, Ark.
4-18-07	W, 5-4	Sherwood, Ark.
3-13-10	W, 5-2	Fayetteville
3-14-10	W, 5-3 (9)	Fayetteville
3-1-14	W, 9-1 (6)	Fayetteville
2-14-25	W, 9-1 (5)	Ruston, La.

Louisville (2-2)
H: 2-1 | A: 0-0 | N: 0-1

2-14-15	L, 11-5	Clermont, Fla.
2-27-22	W, 8-5	Fayetteville
2-28-22	L, 8-4	Fayetteville
2-28-22	W, 14-0 (5)	Fayetteville

Loyola Marymount (8-1)
H: 0-0 | A: 0-0 | N: 8-1

3-12-99	L, 5-1	San Diego, Calif.
3-13-99	W, 4-3	San Diego, Calif.
2-8-01	W, 2-1	Long Beach, Calif.
2-9-02	W. 3-0	Long Beach, Calif.
3-6-11	W, 5-2 (8)	Tampa, Fla.
2-9-13	W, 8-3	St. George, Utah
2-17-17	W, 15-2 (5)	Palm Springs, Calif.
2-18-18	W, 6-5	Cathedral City, Calif.
2-21-25	W, 6-2	Cathedral City, Calif.

Maine (1-0)
H: 1-0 | A: 0-0 | N: 0-0

2-23-01	W, 2-0	Fayetteville

Manhattan (2-0)
H: 1-0 | A: 0-0 | N: 1-0

2-23-18	W, 9-1 (6)	Madeira Beach, Fla.
5-21-21	W, 8-0 (5)	Fayetteville

Marist (4-0)
H: 2-0 | A: 0-0 | N: 2-0

2-21-15	W, 9-5	Orlando, Fla.
2-23-18	W, 15-3 (6)	Madeira Beach, Fla.
2-21-20	W, 7-1	Fayetteville
2-23-20	W, 5-1	Fayetteville

Marshall (2-1)
H: 1-1 | A: 0-0 | N: 1-0

4-9-04	W, 1-0 (11)	Fayetteville
4-10-04	L, 3-0	Fayetteville
2-8-24	W, 10-3	Boca Raton, Fla.

Maryland (1-0)
H: 0-0 | A: 0-0 | N: 1-0

3-11-22	W, 6-0	Harrisonburg, Va.

McNeese (5-2)
H: 2-0 | A: 3-1 | N: 0-1

2-20-99	W, 2-1	Fayetteville
2-21-99	W, 7-2	Fayetteville
2-25-18	L, 6-5	Madeira Beach, Fla.
2-8-19	W, 6-0	Lake Charles, La.
2-20-21	W, 6-4 (14)	Lake Charles, La.
2-20-21	L, 7-4	Lake Charles, La.
2-21-21	W, 3-1	Lake Charles, La.

Memphis (4-1)
H: 0-0 | A: 0-0 | N: 4-1

4-21-10	W, 6-1	Sherwood. Ark.
4-19-11	L, 14-2 (6)	Sherwood, Ark.
3-19-14	W, 4-0	Sherwood, Ark.
2-25-17	W, 4-2	Boca Raton, Fla.
2-11-22	W, 4-3 (8)	Puerto Vallarta, Mexico

Michigan (0-2)
H: 0-0 | A: 0-0 | N: 0-2

2-23-97	L, 6-0	San Diego, Calif.
3-5-11	L, 8-0 (5)	Tampa, Fla. (5)

Michigan State (1-1)
H: 0-0 | A: 0-0 | N: 1-1

3-7-97	L, 8-0	Tampa, Fla.
2-10-24	W, 6-5	Boca Raton, Fla.

Minnesota (2-2)
H: 0-0 | A: 2-1 | N: 0-1

2-15-03	L, 7-4	Tucson, Ariz.
2-17-08	W, 2-1	Minneapolis, Minn.
2-14-09	W, 3-2	Minneapolis, Minn.
2-13-10	L, 4-1	Minneapolis, Minn.

Ole Miss (44-37)
H: 23-14 | A: 19-21 | N: 1-0

5-2-97	W, 2-1	Fayetteville
5-2-97	W, 2-1	Fayetteville
5-3-97	W, 5-1	Fayetteville
5-3-97	W, 6-2	Fayetteville
4-28-98	W, 2-1	Oxford, Miss.
4-28-98	L, 6-4	Oxford, Miss.
4-29-98	L, 1-0	Oxford, Miss.
4-29-98	W, 3-0	Oxford, Miss.
5-7-99	W, 4-1	Fayetteville
5-7-99	W, 3-2	Fayetteville
5-8-99	W, 6-0	Fayetteville
5-8-99	W, 4-2	Fayetteville
5-3-00	W, 3-0	Oxford, Miss.
5-3-00	W, 2-0	Oxford, Miss.
5-4-00	W, 5-0	Oxford, Miss.
5-4-00	W, 7-3	Oxford, Miss.
4-18-01	W, 2-1	Fayetteville
4-18-01	W, 2-0	Fayetteville
4-19-01	W, 2-0	Fayetteville
4-17-02	W, 1-0	Oxford, Miss.
4-17-02	L, 3-2	Oxford, Miss.
4-18-02	W, 5-2	Oxford, Miss.
3-12-03	L, 3-2	Fayetteville
3-12-03	W, 4-1	Fayetteville
3-13-03	W, 4-2	Fayetteville
3-13-04	L, 5-4 (11)	Oxford, Miss.
3-14-04	L, 2-0	Oxford, Miss.
3-14-04	W, 1-0 (9)	Oxford, Miss.
5-3-05	L, 2-1	Fayetteville
5-3-05	L, 4-1	Fayetteville
5-4-05	L, 1-0 (9)	Fayetteville
3-21-06	L, 2-1	Oxford, Miss.
3-21-06	W, 4-3	Oxford, Miss.
3-22-06	W, 9-0 (5)	Oxford, Miss.
4-17-07	W, 7-0	Oxford, Miss.
4-17-07	L, 1-0	Oxford, Miss.
4-18-07	L, 7-4	Oxford, Miss.
4-19-08	W, 3-2	Fayetteville
4-19-08	L, 8-0 (5)	Fayetteville
4-20-08	L, 6-1	Fayetteville
3-28-09	L. 5-4	Oxford, Miss.
3-28-09	L, 3-2	Oxford, Miss.
3-29-09	W, 6-0	Oxford, Miss.
5-1-10	W, 11-3	Fayetteville
5-1-10	W, 9-0	Fayetteville
5-2-10	L, 10-6	Fayetteville
3-23-11	L, 4-3	Oxford, Miss.
3-23-11	W, 7-6	Oxford, Miss.
3-7-12	L, 13-0 (5)	Fayetteville
3-7-12	L, 7-6 (8)	Fayetteville
3-21-14	L, 11-4	Oxford, Miss.
3-22-14	L, 13-6	Oxford, Miss.
3-23-14	W, 15-7 (5)	Oxford, Miss.
3-27-15	L, 7-3	Fayetteville
3-28-15	L, 6-4 (8)	Fayetteville
3-29-15	L, 4-2	Fayetteville
4-22-16	L, 10-7	Oxford, Miss.
4-23-16	L, 7-2	Oxford, Miss.
4-24-16	L, 6-5	Oxford, Miss.
4-28-18	W, 3-0	Fayetteville
4-29-18	W, 8-3	Fayetteville
4-30-18	W, 7-1	Fayetteville
3-9-19	W, 10-4	Oxford, Miss.
3-10-19	L, 12-0 (5)	Oxford, Miss.
3-11-19	L, 6-2	Oxford, Miss.
3-19-21	W, 5-1	Fayetteville
3-20-21	W, 3-2 (8)	Fayetteville
3-21-21	W, 3-2 (8)	Fayetteville
4-1-22	L, 2-0	Oxford, Miss.
4-2-22	W, 6-3	Oxford, Miss.
4-3-22	W, 8-0	Oxford, Miss.
5-12-22	W, 3-0	Gainesville, Fla.
5-3-24	L, 6-0	Fayetteville
5-3-24	W, 12-2 (5)	Fayetteville
5-4-24	L, 4-3	Fayetteville
3-7-25	L, 9-1 (6)	Oxford, Miss. (25)
3-8-25	L, 9-3	Oxford, Miss. (25)
3-9-25	W, 20-3 (5)	Oxford, Miss. (25)
5-23-25	L, 9-7	Fayetteville (17)
5-24-25	W, 4-0	Fayetteville (17)
5-25-25	L, 7-4	Fayetteville (17)

Mississippi State* (36-40)
H: 20-18 | A: 14-21 | N: 2-1

3-28-97	L, 3-2	Starkville, Miss.
3-27-97	W, 4-0	Starkville, Miss.
3-28-97	W, 10-4	Starkville, Miss.
3-28-97	W, 2-1	Starkville, Miss.
3-27-98	L, 6-0	Fayetteville
3-27-98	W, 2-1	Fayetteville
3-28-98	L, 3-2	Fayetteville
3-28-98	L, 6-2	Fayetteville
4-3-99	L, 5-2	Starkville, Miss.
4-3-99	L, 4-0	Starkville, Miss.
4-4-99	L, 7-2	Starkville, Miss.
4-4-99	L, 2-4	Starkville, Miss.
3-31-00	W, 2-1	Fayetteville (19)
3-31-00	L, 4-3	Fayetteville (19)
4-1-00	L, 4-3	Fayetteville (19)
4-1-00	L, 4-0	Fayetteville (19)
5-11-00	W, 2-1	Columbus, Ga. (19)
4-28-01	L, 2-1	Starkville, Miss.
4-18-01	L, 1-0	Starkville, Miss.
4-19-01	L, 3-0	Starkville, Miss.
5-12-01	W, 7-2	Chattanooga, Tenn.
4-27-02	W, 1-0	Fayetteville
4-27-02	W, 7-6	Fayetteville
4-28-02	W, 7-0	Fayetteville
5-10-02	L, 5-1	Chattanooga, Tenn.
4-18-03	W, 5-1	Starkville, Miss.
4-18-03	L, 3-2	Starkville, Miss.
4-19-03	W, 4-1	Starkville, Miss.
4-17-04	L, 2-0	Fayetteville
4-17-04	L, 8-0 (6)	Fayetteville
4-18-04	W, 4-2	Fayetteville
4-16-05	L, 5-4	Starkville, Miss.
4-16-05	L, 1-0	Starkville, Miss.
4-17-05	L, 2-1	Starkville, Miss.
3-18-06	L, 5-0	Fayetteville (22)
3-18-06	L, 5-2	Fayetteville (22)
3-19-06	W, 4-2	Fayetteville (22)
5-4-07	L, 3-1	Starkville, Miss.
5-4-07	W, 11-8	Starkville, Miss.
5-5-07	L, 8-0 (5)	Starkville, Miss.
5-3-08	W, 3-1	Fayetteville (23)
5-3-08	L, 9-1 (5)	Fayetteville (23)
5-4-08	W, 7-6	Fayetteville (23)
3-17-09	W, 8-3	Starkville, Miss.
3-17-09	W, 5-1	Starkville, Miss.
3-18-09	W, 3-2	Starkville, Miss.
3-27-10	W, 7-2	Fayetteville
3-27-10	W, 11-6	Fayetteville
3-28-10	W, 18-13	Fayetteville
3-18-11	L, 3-0	Starkville, Miss.
3-19-11	L, 2-0	Starkville, Miss.
3-20-11	L, 6-5	Starkville, Miss.
4-6-12	L, 2-1	Fayetteville
4-6-12	L, 7-2	Fayetteville
4-7-12	W, 13-2 (5)	Fayetteville
4-25-14	W, 6-4	Starkville, Miss.
4-26-14	L, 18-7 (5)	Starkville, Miss.
4-27-14	L, 8-0 (6)	Starkville, Miss.
4-4-15	L, 3-0	Fayetteville
4-5-15	L, 3-2	Fayetteville
4-6-15	L, 16-4 (6)	Fayetteville
4-22-17	L, 3-0	Starkville, Miss.
4-23-17	W, 5-4	Starkville, Miss.
4-24-17	L, 4-3	Starkville, Miss.
3-30-18	W, 3-2	Fayetteville (20)
3-31-18	W, 6-0	Fayetteville (20)
4-1-18	W, 8-2	Fayetteville (20)
3-26-21	W, 2-0	Fayetteville
3-27-21	W, 8-7	Fayetteville
3-28-21	W, 4-3	Fayetteville
3-31-23	W, 4-2	Starkville, Miss.
4-1-23	W, 11-0 (5)	Starkville, Miss.
4-2-23	W, 5-4	Starkville, Miss.
3-22-24	L, 6-3	Fayetteville
3-23-24	W, 3-0	Fayetteville
3-23-24	L, 15-7 (5)	Fayetteville

Mississippi Valley State (7-0)
H: 7-0 | A: 0-0 | N: 0-0

2-28-04	W, 4-0	Fayetteville
2-28-04	W, 8-4	Fayetteville
2-29-04	W, 5-1	Fayetteville
3-5-05	W, 8-2	Fayetteville
3-6-05	W, 9-1 (6)	Fayetteville
3-8-14	W, 20-4 (5)	Fayetteville
3-9-14	W, 13-5 (5)	Fayetteville

Missouri* (13-18)
H: 7-10 | A: 5-5 | N: 1-3

2-27-00	W, 6-2	Fayetteville
2-27-00	W, 5-1	Fayetteville
2-8-04	L, 5-3	Gainesville, Fla.
2-24-07	L, 6-3	Fayetteville
2-25-07	L, 12-11	Fayetteville
2-21-09	L, 8-0	Boca Raton, Fla.
3-9-11	L, 12-0 (5)	Columbia, Mo. (18)
3-14-12	L, 4-0	Fayetteville (12)
4-12-13	L, 9-0 (5)	Columbia, Mo. (8)
4-13-13	W, 4-1 (11)	Columbia, Mo. (8)
4-14-13	W, 11-10 (8)	Columbia, Mo. (8)
5-9-13	L, 8-0 (5)	Lexington, Ky. (8)
4-17-15	L, 9-0 (5)	Fayetteville (20)
4-18-15	L, 11-1 (5)	Fayetteville (20)
4-19-15	L, 10-0 (6)	Fayetteville (20)
4-7-17	L, 1-0	Columbia, Mo. (24)
4-8-17	W, 6-5	Columbia, Mo. (24)
4-9-17	W, 4-2	Columbia, Mo. (24)
3-23-18	W, 3-1	Fayetteville
3-24-18	L, 3-0	Fayetteville
3-25-18	W, 10-7	Fayetteville
4-24-21	L, 6-3	Fayetteville (18)
4-25-21	L, 10-1	Fayetteville (18)
4-26-21	W, 8-4	Fayetteville (18)
5-14-22	W, 4-0	Gainesville, Fla. (16)
5-5-23	W, 9-0 (5)	Columbia, Mo.
5-6-23	L, 4-3 (8)	Columbia, Mo.
5-7-23	L, 7-6	Columbia, Mo.
4-5-24	W, 5-2	Fayetteville (11)
4-6-24	L, 12-3	Fayetteville (11)
4-7-24	W, 4-1	Fayetteville (11)

Missouri Southern (1-1)
H: 1-1 | A: 0-0 | N: 0-0

3-3-99	L, 2-1	Fayetteville
3-3-99	W, 6-0	Fayetteville

Missouri State (25-19)
H: 16-6 | A: 8-12 | N: 1-1

3-1-97	L, 4-0	Fayetteville
3-2-97	L, 5-2	Fayetteville
4-16-97	L, 6-0	Springfield, Mo.
4-16-97	L, 8-3	Springfield, Mo.
3-21-98	L, 3-0	Sacramento, Calif.
3-25-98	L, 1-0	Springfield, Mo.

3-25-98	L, 4-2	Springfield, Mo.
3-24-99	L, 3-0	Springfield, Mo.
3-24-99	L, 3-2	Springfield, Mo.
4-7-99	W, 2-1	Fayetteville
4-7-99	W, 2-1	Fayetteville
3-8-00	L, 5-4	Springfield, Mo.
3-8-00	L, 10-2	Springfield, Mo.
4-12-00	L, 1-0	Fayetteville
4-12-00	W, 5-0	Fayetteville
3-15-01	W, 5-4	Springfield, Mo.
3-15-01	W, 5-0	Springfield, Mo.
4-24-02	W, 4-0	Fayetteville
4-24-02	W, 4-3	Fayetteville
4-29-03	L, 7-0	Springfield, Mo.
4-29-03	L, 5-4	Springfield, Mo.
3-24-04	W, 6-5 (10)	Fayetteville
3-24-04	W, 2-0	Fayetteville
4-13-05	L, 5-3	Springfield, Mo.
4-13-05	W, 4-0	Springfield, Mo.
2-26-06	W, 3-2	Fayetteville
4-11-06	W, 5-1	Fayetteville
4-11-06	W, 1-0	Fayetteville
4-29-08	L, 5-2	Springfield, Mo.
4-29-08	W, 9-1 (5)	Springfield, Mo.
4-22-09	L, 2-1	Fayetteville
2-20-10	W, 6-5	Denton, Texas
4-28-10	W, 11-3	Springfield, Mo.
4-6-11	L, 2-1	Fayetteville
5-2-12	W, 4-0	Springfield, Mo.
4-1-14	W, 9-0 (5)	Fayetteville
3-12-15	W, 11-5	Springfield, Mo.
3-29-16	L, 11-1 (5)	Fayetteville
2-28-18	W, 9-0	Fayetteville
4-3-19	W, 2-1	Springfield, Mo.
4-6-21	W, 9-1 (5)	Fayetteville
3-3-22	W, 6-1	Fayetteville
3-5-22	W, 11-3 (5)	Fayetteville
3-2-25	W, 13-2 (5)	Fayetteville

Montana (0-1)
H: 0-1 | A: 0-0 | N: 0-0

2-22-20	L, 5-0	Fayetteville

Murray State (1-0)
H: 1-0 | A: 0-0 | N: 0-0

2-23-13	W, 8-0 (6)	Fayetteville

Nebraska (6-2)
H: 1-0 | A: 1-2 | N: 4-0

3-16-07	L, 6-2	Lincoln, Neb.
3-17-07	L, 5-0	Lincoln, Neb.
3-18-07	W, 5-4	Lincoln, Neb.
2-26-10	W, 2-0	Columbus, Ga.
3-19-16	W, 11-10	Fullerton, Calif. (23)
3-3-17	W, 2-0	Fayetteville
2-9-20	W, 15-4 (5)	Las Cruces, N.M.
2-19-23	W, 6-1	Clearwater, Fla.

Nevada (2-0)
H: 1-0 | A: 0-0 | N: 1-0

2-4-05	W, 3-1	San Luis Obispo, Calif.
3-1-19	W, 9-6	Fayetteville

New Mexico (2-0)
H: 0-0 | A: 0-0 | N: 2-0

2-19-16	W, 2-1	Palm Springs, Calif.
3-18-16	W, 4-3 (8)	Fullerton, Calif.

New Mexico State (1-2)
H: 0-0 | A: 1-2 | N: 0-0

2-26-99	W, 6-2	Las Cruces, N.M.
2-28-99	L, 3-2	Las Cruces, N.M.
2-13-05	L, 8-3	Las Cruces, N.M.

Nicholls (1-0)
H: 0-0 | A: 0-0 | N: 1-0

2-21-98	W, 2-1	Monroe, La.

North Carolina (0-3)
H: 0-0 | A: 0-0 | N: 0-3

2-10-06	L, 5-0	Miami, Fla.
2-12-06	L, 8-4	Miami, Fla.
2-14-16	L, 5-0	Austin, Texas

North Dakota (1-0)
H: 0-0 | A: 0-0 | N: 1-0

2-21-14	W, 20-1 (5)	Fort Myers, Fla.

North Dakota State (6-3)
H: 3-0 | A: 0-0 | N: 3-3

2-25-06	W, 3-0	Fayetteville
3-16-07	L, 10-0 (5)	Lincoln, Neb.
3-17-07	W, 2-1	Lincoln, Neb.
3-18-07	L, 6-5	Lincoln, Neb.
2-12-16	W, 8-4	Austin, Texas
2-13-16	L, 7-2	Austin, Texas
2-14-19	W, 7-6	Puerto Vallarta, Mexico
2-25-21	W, 9-0 (5)	Fayetteville
2-25-21	W, 5-0	Fayetteville

North Texas (5-1)
H: 3-0 | A: 2-1 | N: 0-0

3-6-07	W, 7-3	Fayetteville
2-19-10	L, 10-2	Denton, Texas
2-11-17	W, 11-0 (5)	Denton, Texas
2-12-17	W, 7-0	Denton, Texas
3-3-23	W, 6-2	Fayetteville
3-5-23	W, 11-1 (5)	Fayetteville

Northern Colorado (5-1)
H: 4-0 | A: 0-0 | N: 1-1

2-22-08	W, 6-0	Fayetteville
2-22-08	W, 12-2 (5)	Fayetteville
3-7-09	L, 6-2	Stillwater, Okla.
3-2-18	W, 9-0	Fayetteville
3-4-18	W, 1-0	Fayetteville
2-15-19	W, 11-0 (5)	Puerto Vallarta, Mexico

North Florida (1-0)
H: 0-0 | A: 1-0 | N: 0-0

4-7-25	W, 14-0	Jacksonville, Fla.

Northern Illinois (1-0)
H: 0-0 | A: 0-0 | N: 1-0

2-21-04	W, 1-0 (8)	Las Vegas, Nev.

Northern Iowa (7-4)
H: 7-2 | A: 0-0 | N: 0-2

3-2-07	L, 3-0	Fayetteville
3-3-07	W, 9-1 (6)	Fayetteville
3-4-07	W, 8-5	Fayetteville
2-15-08	L, 3-0	Minneapolis, Minn.
2-25-09	L, 7-0	Minneapolis, Minn.
3-1-13	W, 8-0 (5)	Fayetteville
3-2-13	W, 17-1 (5)	Fayetteville
3-4-16	L, 8-6	Fayetteville
3-5-16	W, 4-3	Fayetteville
3-9-24	W, 7-4	Fayetteville
3-10-24	W, 9-0 (6)	Fayetteville

Northwestern (0-2)
H: 0-0 | A: 0-0 | N: 0-2

5-20-00	L, 4-1	Norman, Okla.
2-15-03	L, 8-0	Tucson, Ariz.

Northwestern State (10-6)
H: 9-3 | A: 0-0 | N: 1-3

2-20-98	L, 5-1	Monroe, La.
2-11-00	L, 2-1	Arlington, Texas
2-12-00	W, 5-3	Arlington, Texas
2-22-04	L, 6-1 (5/rain)	Las Vegas, Nev.
5-9-04	L, 2-0	Fayetteville
5-9-04	L, 6-3 (8)	Fayetteville
3-5-05	L, 5-2	Fayetteville
3-6-05	W, 2-1	Fayetteville
3-4-06	W, 7-0	Fayetteville
3-4-06	W, 3-1 (8)	Fayetteville
2-24-12	W, 10-7	Fayetteville
2-25-12	W, 6-0	Fayetteville
2-19-14	W, 9-1 (5)	Fayetteville
2-28-19	W, 8-2	Fayetteville
3-5-21	W, 13-5 (6)	Fayetteville
3-6-21	W, 13-2 (5)	Fayetteville

Notre Dame (4-3)
H: 3-2 | A: 1-1 | N: 0-0

2-26-00	W, 4-2	Fayetteville
2-26-00	L, 2-1	Fayetteville
2-24-01	L, 4-3	Fayetteville (14)
2-25-01	W, 2-0	Fayetteville (14)
4-29-17	L, 6-5	South Bend, Ind.
4-29-17	W, 13-2 (5)	South Bend, Ind.
5-20-23	W, 5-0	Fayetteville

Ohio State (2-1)
H: 0-0 | A: 0-0 | N: 2-1

3-4-00	W, 2-0	Miami, Fla.
3-2-01	L, 2-1	Miami, Fla.
3-4-01	W, 1-0	Miami, Fla.

Oklahoma (2-29)
H: 1-11 | A: 1-15 | N: 0-3

2-13-00	L, 5-3	Arlington, Texas (8)
2-23-00	L, 3-0	Norman, Okla. (8)
2-23-00	L, 6-2	Norman, Okla. (8)
2-10-01	L, 8-0	Arlington, Texas (2)
2-20-01	L, 2-0	Fayetteville (2)
2-20-01	L, 3-2	Fayetteville (2)
3-2-05	L, 12-0 (5)	Norman, Okla. (12)
3-2-05	L, 8-0 (6)	Norman, Okla. (12)
5-1-06	L, 5-4	Fayetteville (23)
5-1-06	L, 5-0	Fayetteville (23)
2-28-07	L, 14-0 (5)	Norman, Okla. (6)
2-28-07	L, 10-2 (5)	Norman, Okla. (6)
4-7-08	W, 3-2	Fayetteville (11)
4-7-08	L, 3-2 (8)	Fayetteville (11)
5-17-08	L, 6-5 (11)	Norman, Okla. (7)
4-8-09	W, 8-7	Norman, Okla. (13)
5-16-09	L, 21-2	Norman, Okla.
3-24-10	L, 6-1	Fayetteville
5-18-13	L, 10-5	Norman, Okla.
5-19-13	L, 14-1 (5)	Norman, Okla.
4-30-14	L, 10-2 (5)	Fayetteville (12)
4-8-15	L, 10-1 (5)	Norman, Okla. (5)
4-20-16	L, 3-1	Fayetteville (9)
4-5-17	L, 4-2	Norman, Okla. (11)
5-20-17	L, 5-3	Norman, Okla. (6)
5-25-18	L, 7-2	Norman, Okla. (4)
5-26-18	L, 9-0	Norman, Okla. (4)
3-15-25	L, 7-0	Fayetteville (1)
3-15-25	L, 6-4	Fayetteville (1)
3-16-25	L, 10-7	Fayetteville (1)
5-9-25	L, 8-6	Athens, Ga. (1)

Oklahoma City (12-7-1)
H: 12-6-1 | A: 0-0 | N: 0-1

3-1-97	L, 9-1	Fayetteville
2-21-98	L, 3-2	Monroe, La.
4-14-98	W, 1-0	Fayetteville
4-14-98	L, 5-3	Fayetteville
2-16-99	W, 8-7	Fayetteville
2-16-99	W, 7-3	Fayetteville
3-6-99	W, 4-3	Fayetteville
3-7-99	W, 3-2	Fayetteville
4-4-00	W, 2-1	Fayetteville
4-4-00	W, 5-0	Fayetteville
4-24-01	W, 2-0	Fayetteville
4-24-01	W, 2-1	Fayetteville
4-23-02	W, 2-0	Fayetteville
4-23-02	T, 0-0 (rain)	Fayetteville
3-25-04	L, 0-1	Fayetteville
3-25-04	L, 5-1	Fayetteville
4-19-05	L, 1-0	Fayetteville
4-19-05	W, 7-4	Fayetteville
3-16-06	L, 7-6	Fayetteville
3-16-06	W, 7-0 (1)	Fayetteville

Oklahoma State (9-8)
H: 4-3 | A: 2-3 | N: 3-2

4-11-01	W, 3-0	Stillwater, Okla.
5-10-02	W, 3-0	Fayetteville
3-31-04	L, 2-1	Stillwater, Okla.
3-29-05	L, 4-3	Fayetteville
3-29-06	L, 8-1	Tulsa, Okla.
2-9-08	W, 4-3	Texarkana, Ark.
2-9-08	W, 3-2 (9)	Texarkana, Ark.
3-26-08	W, 4-0	Fayetteville
3-8-09	L, 7-6	Stillwater, Okla.
4-1-09	W, 8-0	Tulsa, Okla.
3-30-11	L, 1-0 (8)	Stillwater, Okla. (19)
3-2-16	L, 10-7	Fayetteville
4-26-16	L, 4-1	Fayetteville
3-1-17	W, 7-6	Stillwater, Okla.
2-11-21	L, 12-11	Monroe, La. (11)
5-17-25	W, 6-5 (8)	Fayetteville (23)
5-18-25	W, 12-0 (6)	Fayetteville (23)

Omaha (6-0)
H: 4-0 | A: 0-0 | N: 2-0

3-17-18	W, 3-1	Fayetteville
3-18-18	W, 4-0	Fayetteville
2-28-19	W, 2-0	Fayetteville
3-1-19	W, 9-0 (5)	Fayetteville

2-17-24	W, 9-2	Tucson, Ariz.
2-18-24	W, 5-2	Tucson, Ariz.

Oregon (5-5)
H: 2-3 | A: 0-0 | N: 3-2

2-23-02	W, 5-1	Fayetteville
2-23-02	L, 3-0	Fayetteville
2-24-02	W, 8-5	Fayetteville
2-2-03	W, 3-1	San Marcos, Texas
5-17-08	L, 3-0	Norman, Okla.
2-19-11	L, 8-7 (8)	Las Vegas, Nev. (14)
5-21-22	W, 6-2	Fayetteville (24)
5-22-22	W, 9-3	Fayetteville (24)
5-20-23	L, 10-4	Fayetteville
5-21-23	L, 14-4 (5)	Fayetteville

Oregon State (0-2)
H: 0-0 | A: 0-0 | N: 0-2

2-26-99	L, 10-1	Las Cruces, N.M.
5-19-00	L, 4-1	Norman, Okla. (13)

Pacific (0-3)
H: 0-0 | A: 0-2 | N: 0-1

3-18-97	L, 2-1	Stockton, Calif. (19)
3-18-97	L, 6-2	Stockton, Calif. (19)
3-20-98	L, 5-1	Sacramento, Calif.

Penn State (0-3)
H: 0-1 | A: 0-0 | N: 0-2

2-24-06	L, 3-2 (10)	Fayetteville
2-6-15	L, 6-4	Boca Raton, Fla.
2-10-24	L, 3-2 (8)	Boca Raton, Fla.

Pittsburg State (2-0)
H: 2-0 | A: 0-0 | N: 0-0

2-20-99	W, 9-0	Fayetteville
2-21-99	W, 7-1	Fayetteville

Pittsburgh (1-0)
H: 0-0 | A: 0-0 | N: 1-0

3-3-00	W, 2-0	Miami, Fla.

Prairie View A&M (1-0)
H: 0-0 | A: 0-0 | N: 1-0

2-11-11	W, 16-0	Lafayette, La.

Princeton (1-0)
H: 0-0 | A: 0-0 | N: 1-0

5-20-22	W, 11-0 (5)	Fayetteville

Purdue (2-1)
H: 0-0 | A: 0-0 | N: 2-1

3-13-99	L, 11-10	San Diego, Calif.
2-12-00	W, 3-2	Arlington, Texas
2-13-05	W, 7-6	Las Cruces, N.M.

Rhode Island (1-0)
H: 0-0 | A: 0-0 | N: 1-0

2-13-11	W, 8-0	Lafayette, La.

Rutgers (4-1)
H: 0-0 | A: 0-0 | N: 4-1

2-18-07	W, 8-6	College Station, Texas
2-24-11	L, 4-3 (9)	Corpus Christi, Texas
2-26-11	W, 5-2	Corpus Christi, Texas
2-10-22	W, 4-0	Puerto Vallarta, Mexico
2-20-25	W, 10-0 (5)	Cathedral City, Calif.

Sacramento State (1-3)
H: 0-0 | A: 0-1 | N: 1-2

2-22-97	L, 7-1	San Diego, Calif.
3-21-97	L, 3-1	Sacramento, Calif.
2-4-05	L, 4-0	San Luis Obispo, Calif.
2-16-19	W, 8-2	Puerto Vallarta, Mexico

Saint Francis (Pa.) (2-0)
H: 2-0 | A: 0-0 | N: 0-0

3-16-18	W, 8-3	Fayetteville
3-17-18	W, 4-3	Fayetteville

Saint Louis (9-0)
H: 4-0 | A: 3-0 | N: 2-0

2-24-08	W, 18-3	Fayetteville
2-23-14	W, 8-0 (6)	Fayetteville
2-24-13	W, 8-0 (6)	Fayetteville
2-27-15	W, 4-1 (8)	Hammond, La.
2-28-15	W, 6-3	Hammond, La.
3-22-17	W, 5-2	St Louis, Mo.
4-10-18	W, 7-0	St Louis, Mo.
4-10-18	W, 5-0	St Louis, Mo.
5-16-25	W, 10-0 (5)	Fayetteville

Sam Houston State (2-2)
H: 0-0 | A: 0-0 | N: 2-2

2-20-05	L, 1-0	Corpus Christi, Texas
2-19-10	W, 12-1	Denton, Texas
2-11-11	W, 6-5	Lafayette, La.
2-12-11	L, 9-6 (8)	Lafayette, La.

Samford (2-0)
H: 0-0 | A: 0-0 | N: 2-0

2-8-09	W, 6-2	Hattiesburg, Miss.
2-9-19	W, 6-1	Lake Charles, La.

San Diego (3-0)
H: 0-0 | A: 0-0 | N: 2-0

2-8-14	W, 10-1 (5)	Las Vegas, Nev.
2-19-17	W, 13-1 (5)	Palm Springs, Calif.
2-8-25	W, 2-1	San Marcos, Texas

San Diego State (1-1)
H: 0-0 | A: 1-1 | N: 0-0

2-21-97	L, 5-2	San Diego, Calif.
2-19-00	W, 2-1	San Diego, Calif.

San Jose State (1-1)
H: 0-0 | A: 0-0 | N: 1-1

3-21-97	L, 4-3	Sacramento, Calif.
2-29-08	W, 9-2	Tempe, Ariz.

Savannah State (2-0)
H: 0-0 | A: 2-0 | N: 0-0

3-19-13	W, 10-0 (6)	Savannah, Ga.
3-20-13	W, 14-1 (6)	Savannah, Ga.

South Carolina* (32-39)
H: 15-19 | A: 15-17 | N: 2-3

4-10-98	L, 2-1	Columbia, S.C.
4-10-98	W, 5-4	Columbia, S.C.
4-16-99	W, 1-0	Fayetteville
4-16-99	W, 1-0	Fayetteville
5-13-99	W, 4-1	Columbus, Ga
4-15-00	W, 4-0	Columbia, S.C. (19)
4-15-00	W, 4-3	Columbia, S.C. (19)
5-13-00	W, 3-1	Columbus, Ga. (25)
5-14-00	L, 2-1	Columbus, Ga. (25)
3-10-01	L, 2-1	Fayetteville (18)
3-10-01	L, 1-0	Fayetteville (18)
3-11-01	W, 4-0	Fayetteville (18)
5-12-01	L, 1-0	Chattanooga, Tenn. (22)
3-9-02	L, 4-0	Columbia, S.C. (24)
3-9-02	W, 5-2	Columbia, S.C. (24)
3-10-02	L, 4-1	Columbia, S.C. (24)
3-25-03	L, 5-2	Fayetteville (14)
3-25-03	L, 6-1	Fayetteville (14)
3-26-03	L, 5-1	Fayetteville (14)
3-16-04	L, 6-1	Columbia, S.C. (15)
3-16-04	L, 2-1 (8)	Columbia, S.C. (15)
3-17-04	L, 6-5	Columbia, S.C. (15)
3-8-05	L, 6-1	Fayetteville
3-8-05	L, 3-0	Fayetteville
3-9-05	L, 5-3	Fayetteville
4-9-06	L, 3-0	Columbia, S.C.
4-9-06	L, 1-0	Columbia, S.C.
3-10-07	L, 1-0	Fayetteville
3-10-07	L, 7-0	Fayetteville
3-11-07	L, 4-1	Fayetteville
3-8-08	L, 5-4	Columbia, S.C.
3-8-08	W, 3-2	Columbia, S.C.
3-9-08	L, 4-0	Columbia, S.C.
3-11-09	W, 4-0	Fayetteville
3-11-09	W, 7-0	Fayetteville
3-17-10	W, 8-5	Columbia, S.C.
3-17-10	W, 3-2	Columbia, S.C.
4-16-11	L, 7-3	Fayetteville
4-16-11	W, 2-1 (9)	Fayetteville
4-17-11	L, 5-4	Fayetteville
3-9-12	W, 5-4 (8)	Columbia, S.C.
3-10-12	L, 7-2	Columbia, S.C.
3-11-12	L, 8-7	Columbia, S.C.
4-11-14	W, 11-10	Fayetteville
4-12-14	L, 7-5	Fayetteville
4-13-14	L, 6-4	Fayetteville
4-10-15	L, 8-0 (6)	Columbia, S.C.
4-11-15	W, 5-4 (8)	Columbia, S.C.
4-12-15	L, 8-3	Columbia, S.C.
4-8-16	L, 14-0 (5)	Fayetteville
4-9-16	L, 7-5	Fayetteville
4-10-16	W, 10-5	Fayetteville
4-6-18	L, 2-1	Columbia, S.C.
4-8-18	W, 4-0	Columbia, S.C.
4-8-18	L, 6-2	Columbia, S.C.
5-11-18	L, 3-1	Columbia, Mo.
3-15-19	W, 3-2	Fayetteville
3-16-19	W, 7-4	Fayetteville
3-17-19	L, 9-6	Fayetteville
3-12-21	W, 4-1	Columbia, S.C. (20)
3-13-21	W, 7-5 (10)	Columbia, S.C. (20)
3-14-21	W, 3-2	Columbia, S.C. (20)
4-29-22	W, 12-0 (5)	Fayetteville
4-30-22	W, 8-4	Fayetteville
5-1-22	W, 8-0 (5)	Fayetteville
4-12-24	W, 4-3	Columbia, S.C. (25)
4-12-24	L, 2-1	Columbia, S.C. (25)
4-12-24	W, 3-0	Columbia, S.C. (25)
4-11-25	W, 10-2 (6)	Fayetteville, Ark. (11)
4-12-25	L, 5-4	Fayetteville, Ark. (11)
4-13-25	W, 5-4	Fayetteville, Ark. (11)

South Dakota State (3-1)
H: 3-1 | A: 0-0 | N: 0-0

2-21-20	W, 13-3 (5)	Fayetteville
5-22-21	W, 4-0	Fayetteville
2-29-24	W, 4-3	Fayetteville
3-2-24	L, 7-3	Fayetteville

Southeast Missouri State (14-2)
H: 11-2 | A: 2-0 | N: 1-0

3-13-10	W, 4-2	Fayetteville
3-1-15	W, 5-2	Hammond, La.
4-29-15	W, 13-5 (5)	Fayetteville
4-29-15	L, 4-3 (8)	Fayetteville
4-6-16	W, 7-4	Cape Girardeau, Mo.
4-6-16	W, 4-3	Cape Girardeau, Mo.
2-21-19	W, 7-1	Fayetteville
2-22-19	L, 6-1	Fayetteville
2-26-21	W, 9-3	Fayetteville
2-27-21	W, 6-3	Fayetteville
4-12-22	W, 9-1 (5)	Fayetteville
4-12-22	W, 14-0 (5)	Fayetteville
5-17-24	W, 3-2	Fayetteville
3-1-24	W, 5-0	Fayetteville
3-3-24	W, 6-5 (8)	Fayetteville
5-17-24	W, 3-2	Fayetteville

Southeastern Louisiana (1-0)
H: 0-0 | A: 1-0 | N: 0-0

2-28-15	W, 6-5	Hammond, La.

SIUE (3-0)
H: 3-0 | A: 0-0 | N: 0-0

3-14-10	W, 9-3	Fayetteville
2-22-19	W, 2-1	Fayetteville
2-23-19	W, 15-3 (5)	Fayetteville

Southern Miss (7-3)
H: 2-1 | A: 3-1 | N: 2-1

2-11-00	L, 7-0	Arlington, Texas
3-21-02	W, 2-1	Hattiesburg, Miss.
3-21-02	W, 3-2	Hattiesburg, Miss.
4-1-03	W, 2-1	Fayetteville
4-1-03	L, 6-7	Fayetteville
2-6-09	W, 5-3	Hattiesburg, Miss.
2-7-09	L, 7-9	Hattiesburg, Miss.
3-7-10	W, 2-1	Fayetteville
2-15-25	W, 12-4 (6)	Ruston, La.
2-16-25	W, 12-3 (5)	Ruston, La.

Southern Utah (2-0)
H: 0-0 | A: 0-0 | N: 2-0

2-8-13	W, 3-2	St. George, Utah
2-11-23	W, 10-2	Las Vegas, Nev.

St. John's (2-0)
H: 2-0 | A: 0-0 | N: 0-0

2-14-14	W, 8-1	Fayetteville
2-15-14	W, 10-0 (5)	Fayetteville

Stanford (1-2)
H: 1-0 | A: 0-0 | N: 0-2

2-22-97	L, 4-3	San Diego, Calif.
2-18-00	L, 8-2	San Diego, Calif. (21)
5-23-21	W, 7-3	Fayetteville

Stephen F. Austin (1-4)
H: 1-3 | A: 0-0 | N: 0-1

2-11-00	L, 1-0	Arlington, Texas
3-16-05	L, 9-5	Fayetteville
3-16-05	L, 7-6	Fayetteville
3-12-13	W, 9-2	Fayetteville
2-28-14	L, 7-6	Fayetteville

Tennessee (24-43)
H: 14-16 | A: 7-25 | N: 3-2

4-27-97	L, 8-0	Knoxville, Tenn.
4-27-97	L, 9-2	Knoxville, Tenn.
4-26-98	W, 5-3	Fayetteville
4-26-98	W, 2-0	Fayetteville
5-8-98	L, 2-1	Columbus, Ga.
4-27-99	L, 3-0	Knoxville, Tenn.
4-27-99	L, 9-1	Knoxville, Tenn.
5-15-99	W, 3-2	Columbus, Ga.
5-16-99	W, 3-1	Columbus, Ga.
4-28-00	W, 2-1	Fayetteville
4-28-00	W, 5-3	Fayetteville
4-14-01	L, 4-2	Knoxville, Tenn.
4-14-01	W, 3-0	Knoxville, Tenn.
4-15-01	L, 4-2	Knoxville, Tenn.
4-13-02	W, 6-0	Fayetteville
4-13-02	L, 8-2	Fayetteville
4-14-02	W, 4-0	Fayetteville
4-5-03	L, 1-0	Knoxville, Tenn.
4-5-03	L, 9-2	Knoxville, Tenn.
4-6-03	L, 2-0	Knoxville, Tenn.
4-3-04	L, 7-3	Fayetteville (12)
4-3-04	W, 6-3	Fayetteville (12)
4-4-04	L, 6-0	Fayetteville (12)
4-3-05	L, 6-0	Knoxville, Tenn. (4)
4-3-05	L, 2-1	Knoxville, Tenn. (4)
4-1-06	L, 5-0	Fayetteville (5)
4-1-06	L, 8-1	Fayetteville (5)
4-2-06	L, 6-0	Fayetteville (5)
3-24-07	L, 4-0	Knoxville, Tenn. (1)
3-24-07	L, 1-0	Knoxville, Tenn. (1)
3-25-07	L, 5-0	Knoxville, Tenn. (1)
3-21-08	W, 5-2	Fayetteville (8)
3-21-08	L, 11-2	Fayetteville (8)
3-22-08	L, 4-2	Fayetteville (8)
3-25-09	L, 9-0	Knoxville, Tenn. (9)
4-14-10	L, 3-1	Fayetteville (16)
4-14-10	L, 5-3	Fayetteville (16)
4-29-11	L, 11-1	Knoxville, Tenn. (6)
4-30-11	L, 8-0 (5)	Knoxville, Tenn. (6)
5-1-11	L, 9-1 (5)	Knoxville, Tenn. (6)
3-16-12	L, 8-0 (5)	Fayetteville (9)
3-17-12	W, 4-1	Fayetteville (9)
3-18-12	L, 2-0	Fayetteville (9)
4-26-13	W, 2-1	Knoxville, Tenn. (2)
3-14-14	L, 9-2	Fayetteville (2)
3-15-14	W, 5-4	Fayetteville (2)
3-15-14	L, 8-0 (6)	Fayetteville (2)
3-11-16	L, 18-4 (5)	Knoxville, Tenn. (16)
3-12-16	L, 10-2 (5)	Knoxville, Tenn. (16)
3-12-16	L, 3-1	Knoxville, Tenn. (16)
3-17-17	W, 4-3	Fayetteville (14)
3-18-17	W, 2-1	Fayetteville (14)
3-19-17	L, 5-1	Fayetteville (14)
3-22-19	L, 6-4	Knoxville, Tenn. (5)
3-23-19	W, 1-0	Knoxville, Tenn. (5)
3-24-19	L, 5-2	Knoxville, Tenn. (5)
5-13-21	L, 1-0	Tuscaloosa, Ala. (19)
3-18-22	W, 4-3	Knoxville, Tenn. (14)
3-19-22	W, 9-6	Knoxville, Tenn. (14)
3-20-22	L, 6-2	Knoxville, Tenn. (14)
4-29-23	L, 3-1	Fayetteville (3)
4-30-23	W, 6-4	Fayetteville (3)
5-1-23	W, 2-0	Fayetteville (3)
3-22-25	W, 6-3 (8)	Knoxville, Tenn. (7)
3-23-25	W, 9-0	Knoxville, Tenn. (7)
3-24-25	L, 3-2	Knoxville, Tenn. (7)

Tennessee State (1-0)
H: 1-0 | A: 0-0 | N: 0-0

2-24-12	W, 7-0	Fayetteville

Tennessee Tech (3-0)
H: 0-0 | A: 2-0 | N: 1-0

4-3-03	W, 2-1	Cookeville, Tenn.
4-3-03	W, 7-1	Cookeville, Tenn.
2-15-08	W, 2-1	Minneapolis, Minn.

Texas (1-8)
H: 0-3 | A: 0-6 | N: 0-1

5-17-02	L, 6-2	Norman, Okla.
3-14-15	L, 8-7 (9)	Fayetteville
3-15-15	L, 11-2	Fayetteville
3-16-15	L, 8-6 (8)	Fayetteville
2-11-16	L, 4-1	Austin, Texas
2-13-16	L, 6-5 (8)	Austin, Texas
5-26-22	W, 7-1	Fayetteville
5-27-22	L, 3-1	Fayetteville
5-28-22	L, 3-0	Fayetteville

Texas A&M* (7-23)
H: 2-7 | A: 5-14 | N: 0-2

2-13-99	L, 2-0	Arlington, Texas
2-15-02	L, 2-0 (9)	College Station, Texas
2-17-02	L, 2-0	College Station, Texas
5-16-02	L, 6-2	Norman, Okla.
2-16-07	L, 4-1	College Station, Texas (3)
2-17-07	L, 11-0 (5)	College Station, Texas (3)
3-15-13	L, 2-1	College Station, Texas (5)
3-16-13	L, 7-3	College Station, Texas (5)
3-17-13	L, 9-1 (5)	College Station, Texas (5)
3-29-14	L, 8-7	Fayetteville (17)
3-29-14	L, 9-8	Fayetteville (17)
3-30-14	L, 11-7 (8)	Fayetteville (17)
4-1-16	L, 11-3 (6)	College Station, Texas (11)
4-2-16	L, 9-1 (5)	College Station, Texas (11)
4-3-16	L, 9-1 (5)	College Station, Texas (11)
4-14-17	L, 3-0	Fayetteville (5)
4-15-17	L, 3-2	Fayetteville (5)
4-16-17	W, 4-3	Fayetteville (5)
4-27-19	L, 3-1	College Station, Texas
4-28-19	W, 3-0 (8)	College Station, Texas
4-29-19	L, 4-1	College Station, Texas
5-6-22	L, 6-5 (9)	College Station, Texas
5-7-22	W, 7-3	College Station, Texas
5-8-22	W, 9-5	College Station, Texas
3-10-23	W, 8-0 (5)	Fayetteville
3-11-23	L, 2-0	Fayetteville
3-12-23	L, 9-1 (5)	Fayetteville
4-25-25	W, 7-5	College Station, Texas (1)
4-26-25	W, 7-4	College Station, Texas (1)
4-27-25	L, 2-0	College Station, Texas (1)

Texas A&M-Corpus Christi (5-4)
H: 5-0 | A: 0-3 | N: 0-1

2-1-03	L, 3-0	San Marcos, Texas
2-18-05	L, 2-0	Corpus Christi, Texas
4-4-08	W, 11-2 (5)	Fayetteville
4-5-08	W, 8-1	Fayetteville
4-5-08	W, 5-1	Fayetteville
2-25-11	L, 5-4	Corpus Christi, Texas
2-26-11	L, 4-0	Corpus Christi, Texas
3-3-23	W, 11-0 (5)	Fayetteville
3-4-23	W, 12-0 (5)	Fayetteville

Texas A&M-Commerce (2-0)
H: 1-0 | A: 1-0 | N: 0-0

4-18-23	W, 8-1	Fayetteville
3-18-24	W, 8-0 (5)	Commerce, Texas

Texas Southern (1-0)
H: 0-0 | A: 0-0 | N: 1-0

2-25-11	W, 14-4	Corpus Christi, Texas

Texas State (1-1)
H: 0-0 | A: 1-1 | N: 0-0

1-31-03	L, 4-1	San Marcos, Texas
2-6-25	W, 3-1	San Marcos, Texas

Texas Tech (5-2)
H: 3-1 | A: 0-0 | N: 2-1

2-14-99	L, 5-4	Arlington, Texas
3-13-99	W, 4-1	San Diego, Calif.
2-25-01	L, 2-1	Fayetteville
2-25-01	W, 1-0	Fayetteville
2-1-03	W, 6-5	San Marcos, Texas
2-26-21	W, 9-0 (5)	Fayetteville
2-28-21	W, 8-0 (6)	Fayetteville

Toledo (0-1)
H: 0-0 | A: 0-0 | N: 0-1

3-22-97	L, 2-1	Sacramento, Calif.

Tulsa (14-20)
H: 5-7 | A: 3-7 | N: 5-5

4-9-97	L, 4-3	Fayetteville
4-9-97	W, 9-7	Fayetteville
4-1-98	W, 4-1	Tulsa, Okla.
4-1-98	L, 2-1	Tulsa, Okla.
2-12-99	W, 5-0	Arlington, Texas
4-21-99	W, 3-0	Fayetteville
4-21-99	W, 2-1	Fayetteville
3-23-00	L, 3-0	Tulsa, Okla.
4-11-01	W, 10-0	Stillwater, Okla.
4-10-02	W, 7-1	Fayetteville
3-31-04	L, 6-0	Stillwater, Okla.
3-29-05	W, 7-2	Fayetteville
3-29-06	L, 7-4	Tulsa, Okla.
3-26-08	L, 2-1	Fayetteville
5-16-08	W, 7-5	Norman, Okla.
4-1-09	W, 9-5	Stillwater, Okla.
5-15-09	L, 6-0	Norman, Okla.
3-31-10	L, 13-2	Tulsa, Okla.
3-31-10	W, 3-1	Tulsa, Okla.
3-28-12	L, 6-0	Fayetteville
4-25-12	L, 12-9	Tulsa, Okla.
2-16-13	L, 3-1	Tallahassee, Fla.
2-16-13	W, 14-3 (5)	Tallahassee, Fla.
3-12-14	L, 6-1	Tulsa, Okla. (20)
4-9-14	L, 4-1	Fayetteville (15)
3-10-15	L, 5-4	Fayetteville
3-31-15	L, 10-2 (6)	Tulsa, Okla.
3-16-16	L, 4-3	Fayetteville
4-12-16	W, 4-1	Tulsa, Okla.
3-15-17	L, 8-0 (5)	Tulsa, Okla.
4-11-17	W, 3-1	Fayetteville
5-19-17	L, 5-4	Norman, Okla.
3-13-19	L, 2-1	Fayetteville
5-16-19	L, 5-0	Stillwater, Okla.

UAB (4-2)
H: 3-0 | A: 0-0 | N: 1-2

2-17-06	L, 9-1 (5)	Shreveport, La.
2-8-08	W, 6-5 (8)	Texarkana, Ark.
2-8-08	L, 4-2	Texarkana, Ark.
4-14-23	W, 5-0	Fayetteville
4-15-23	W, 11-1 (5)	Fayetteville
4-16-23	W, 6-0	Fayetteville

UC Davis (0-1)
H: 0-0 | A: 0-0 | N: 0-1

2-7-14	L, 5-4	Las Vegas, Nev.

UCF (3-2)
H: 0-0 | A: 0-0 | N: 3-2

2-2-02	L, 6-5	Daytona Beach, Fla.
2-3-02	W, 2-1	Daytona Beach, Fla.
2-8-03	W, 6-2	St. Augustine, Fla.
2-26-10	W, 6-0	Columbus, Ga.
2-14-15	L, 6-1	Clermont, Fla.

UConn (1-0)
H: 0-0 | A: 0-0 | N: 1-0

2-25-17	W, 3-2 (8)	Boca Raton, Fla.

UC Riverside (2-0)
H: 0-0 | A: 0-0 | N: 2-0

2-9-02	W, 4-2	Long Beach, Calif.
2-10-02	W, 4-1	Long Beach, Calif.

UC Santa Barbara (0-1)
H: 0-0 | A: 0-1 | N: 0-0

2-27-98	L, 9-8	Santa Barbara, Calif.

UIC (2-0)
H: 0-0 | A: 0-0 | N: 2-0

2-10-01	W, 6-2	Arlington, Texas
2-15-20	W, 8-3	Fort Myers, Fla.

ULM (13-3)
H: 7-2 | A: 0-1 | N: 6-0

2-19-01	L, 2-1	Monroe, La.
2-26-05	W, 6-1	Fayetteville
2-27-05	W, 8-0 (5)	Fayetteville
4-19-06	W, 3-2	Sherwood, Ark.
4-19-06	W, 4-3	Sherwood, Ark.
3-2-07	W, 1-0	Fayetteville
3-3-07	L, 4-1	Fayetteville
3-4-07	W, 8-5	Fayetteville
4-2-08	W, 3-0	Sherwood, Ark.

4-2-08	W, 6-0	Sherwood, Ark.
4-26-11	W, 1-0 (8)	Fayetteville
2-22-13	W, 14-3 (5)	Fayetteville
2-24-13	L, 7-6 (8)	Fayetteville
4-19-17	W, 9-3	Fayetteville
2-14-25	W, 11-2 (6)	Ruston, La.
2-16-25	W, 10-0 (5)	Ruston, La.

UMass Lowell (2-0)
H: 0-0 | A: 0-0 | N: 2-0

2-11-17	W, 10-1 (5)	Denton, Texas
2-12-17	W, 11-0 (5)	Denton, Texas

UNLV (3-2)
H: 0-0 | A: 3-1 | N: 0-1

2-21-04	W, 1-0	Las Vegas, Nev
2-18-11	L, 3-2	Las Vegas, Nev
2-7-14	W, 12-4 (5)	Las Vegas, Nev
3-18-16	L, 11-4	Fullerton, Calif.
2-10-23	W, 11-0 (5)	Las Vegas, Nev.

USF (1-4)
H: 0-0 | A: 1-3 | N: 0-1

2-6-04	L, 4-2	Gainesville, Fla.
2-9-07	W, 6-5	Tampa, Fla. (22)
2-10-07	L, 2-1	Tampa, Fla. (22)
3-4-11	L, 2-0	Tampa, Fla.
2-18-12	L, 7-6	Tampa, Fla.

Utah (4-3)
H: 0-0 | A: 0-0 | N: 4-3

2-27-99	L, 4-2	Las Cruces, N.M.
3-13-99	L, 6-0	San Diego, Calif.
2-15-02	L, 3-0	College Station, Texas
2-16-02	W, 1-0	College Station, Texas
2-20-11	W, 8-4 (8)	Las Vegas, Nev.
2-10-13	W, 5-1	St. George, Utah
2-17-18	W, 4-2	Palm Springs, Calif. (21)

Utah State (3-0)
H: 0-0 | A: 0-0 | N: 3-0

3-12-99	W, 3-0	San Diego, Calif.
2-28-03	W, 7-0	St. George, Utah
2-28-03	W, 9-0	St. George, Utah

Utah Valley (2-1)
H: 2-1 | A: 0-0 | N: 0-0

3-8-13	W, 3-0	Fayetteville
3-9-13	W, 5-0	Fayetteville
3-10-13	L, 3-1	Fayetteville

UT Arlington (9-3)
H: 4-0 | A: 4-1 | N: 1-2

2-12-99	W, 2-1	Arlington
2-11-05	W, 5-4	Las Cruces, N.M.
2-18-05	L, 3-0	Corpus Christi, Texas
2-10-12	L, 4-1	Waco, Texas
3-20-18	W, 6-0	Fayetteville
3-20-18	W, 10-6	Fayetteville
3-26-19	W, 4-1	Arlington, Texas
3-26-19	L, 7-4	Arlington, Texas
2-22-21	W, 10-6	Arlington, Texas
2-22-21	W, 4-3	Arlington, Texas
2-23-24	W, 9-0 (6)	Fayetteville
2-25-24	W, 10-0 (5)	Fayetteville

UTEP (2-0)
H: 0-0 | A: 0-0 | N: 2-0

2-21-04	W, 5-0	Las Vegas, Nev.
2-7-20	W, 10-0 (5)	Las Cruces, N.M.

UTSA (2-1)
H: 0-0 | A: 0-0 | N: 2-1

2-12-99	L, 3-2	Arlington, Texas
2-16-07	W, 8-0	College Station, Texas
2-17-07	W, 7-0	College Station, Texas

UT-Martin (3-0)
H: 2-0 | A: 0-0 | N: 1-0

4-14-12	W, 6-4	Fayetteville
4-14-12	W, 4-2	Fayetteville
2-27-15	W, 8-7 (8)	Hammond, La.

Villanova (4-1)
H: 2-1 | A: 0-0 | N: 2-0

2-22-14	W, 12-0 (5)	Fort Myers, Fla.
2-24-18	W, 9-0	Madeira Beach, Fla.
2-28-20	W, 11-1 (5)	Fayetteville
2-29-20	W, 12-4 (5)	Fayetteville
5-18-24	L, 7-2	Fayetteville

Virginia (3-2)
H: 2-0 | A: 0-0 | N: 1-2

2-25-00	W, 7-1	Fayetteville
2-25-00	W, 2-0	Fayetteville
2-9-07	L, 2-1	Tampa, Fla.
2-11-07	L, 4-1	Tampa, Fla.
2-21-15	W, 6-5	Orlando, Fla.

Virginia Tech (2-0)
H: 0-0 | A: 0-0 | N: 2-0

2-18-01	W, 1-0	Monroe, La.
3-1-02	W, 5-0	Chattanooga, Tenn.

Washington (0-5)
H: 0-0 | A: 0-0 | N: 0-5

2-14-03	L, 12-3	Tucson, Ariz. (6)
2-8-14	L, 6-1	Las Vegas, Nev. (3)
2-14-19	L, 3-2	Puerto Vallarta, Mexico (5)
2-11-22	L, 8-0 (6)	Puerto Vallarta, Mexico (7)
2-12-22	L, 10-5	Puerto Vallarta, Mexico (7)

Weber State (4-0)
H: 0-0 | A: 0-0 | N: 4-0

2-9-13	W, 10-2 (5)	St. George, Utah
2-18-18	W, 5-2	Cathedral City, Calif.
2-10-23	W, 8-0 (5)	Las Vegas, Nev.
2-11-23	W, 11-0 (5)	Las Vegas, Nev.

Western Illinois (3-3)
H: 1-2 | A: 0-0 | N: 2-1

3-14-07	L, 3-1	Fayetteville
3-14-07	L, 2-1	Fayetteville
2-16-08	W, 4-3	Minneapolis, Minn.
2-14-09	W, 5-3	Minneapolis, Minn.
2-12-10	L, 5-4	Minneapolis, Minn.
2-20-22	W, 13-3 (5)	Fayetteville

Western Kentucky (2-1)
H: 0-0 | A: 1-0 | N: 1-1

2-10-07	L, 1-0	Tampa, Fla.
2-7-09	W, 7-4	Hattiesburg, Miss.
3-21-22	W, 8-1	Bowling Green, Ky.

Wichita State (10-6)
H: 5-2 | A: 0-4 | N: 5-0

2-27-99	W, 7-4	Las Cruces, N.M.
2-27-99	W, 1-0	Las Cruces, N.M.
3-5-00	W, 4-2	Miami, Fla.
3-3-01	W, 5-0	Miami, Fla.
4-29-04	L, 1-0	Wichita, Kan.
4-29-04	L, 3-0	Wichita, Kan.
2-23-07	L, 3-1	Fayetteville
2-12-12	W, 8-0 (5)	Waco, Texas
3-6-18	L, 1-0	Wichita, Kan.
5-19-18	W, 5-0	Fayetteville
5-20-18	W, 6-4	Fayetteville
4-10-19	W, 9-1 (6)	Fayetteville
4-10-19	W, 4-3	Fayetteville
3-14-23	L, 10-2 (6)	Wichita, Kan.
2-23-24	L, 3-1	Fayetteville
2-24-24	W, 15-4 (5)	Fayetteville

Wisconsin (2-1)
H: 0-0 | A: 0-0 | N: 2-1

3-20-97	L, 5-0	Sacramento, Calif.
3-1-02	W, 6-0	Chattanooga, Tenn.
2-19-12	W, 5-1	Tampa, Fla.

Wright State (3-0)
H: 3-0 | A: 0-0 | N: 0-0

3-1-13	W, 11-3 (6)	Fayetteville
3-5-16	W, 6-2	Fayetteville
3-6-16	W, 1-0	Fayetteville

Opponent	Series	First	Last
Akron	2-0	2003	2003
Alabama*	16-65	1997	2024
Alcorn State	1-0	2008	2008
Appalachian State	1-0	2004	2004
Arizona	3-6	2003	2024
Arizona State	0-2	1999	2008
Army	1-1	2002	2016
Arkansas-Pine Bluff	1-0	2019	2019
Auburn*	36-39	1997	2024
Ball State	1-2	1997	2011
Baylor	4-3	2001	2025
Belmont	1-0	2012	2012
Bethune-Cookman	4-0	2000	2002
Binghamton	1-0	2016	2016
Bradley	6-1	2009	2025
Boston College	1-0	2002	2002
Boston U	5-0	2012	2020
Buffalo	2-0	2010	2016
Butler	4-0	2004	2014
BYU	0-1	2019	2019
Campbell	2-0	2019	2019
California	1-3	1998	2012
Cal Poly	0-3	1998	2005
Cal State Fullerton	1-1	2016	2025
Centenary	10-1	1998	2009
Central Arkansas	7-2	2021	2025
Central Connecticut	2-0	2018	2018
Central Michigan	1-0	2016	2016
Chattanooga	0-2	2004	2015
Cleveland State	1-0	2009	2009
Coastal Carolina	2-0	2002	2002
Colorado State	5-2	1999	2025
Creighton	3-2	1997	2008
CSUN	3-2	1997	2017
Dartmouth	2-0	2018	2018
Delaware	1-0	2018	2018
DePaul	1-1	1998	2018
Drake	15-6	2001	2023
Duke	0-1	2023	2023
East Carolina	0-1	1997	1997
East Tennessee State	1-0	2011	2011
Eastern Illinois	1-0	2010	2010
Eastern Michigan	2-0	2000	2014
Evansville	0-3	1998	2003
FAU	3-6	2000	2024
FGCU	2-0	2014	2020
Florida*	19-52	1997	2025
Florida A&M	4-0	2000	2017
Florida State	0-4	1997	2023
FIU	3-2	2001	2009
Fordham	4-0	2009	2013
Fresno State	0-3	1997	2000
Furman	4-0	2019	2020
George Washington	2-0	2015	2016
Georgia*	26-41	1997	2025
Georgia Southern	2-0	2003	2003
Georgia State	1-1	2001	2001
Georgia Tech	3-3	2001	2015
Grand Canyon	1-1	2016	2018
Green Bay	1-0	2009	2009
Harvard	2-0	2014	2023
Hawai'i	1-1	1997	1998
Hofstra	1-2	1997	2013
Houston	2-0	2001	2003
Illinois	3-2	2010	2025
Illinois State	2-0	2024	2024
Indiana	1-0	2023	2023
Indiana State	2-0	2008	2008
Iowa	7-1	2006	2025
Iowa State	4-1	2010	2023
IUPUI	4-0	2012	2019
Jackson State	7-1	2012	2017
Jacksonville	1-1	2003	2004
Jacksonville State	7-1	1998	2015

Opponent	Series	First	Last
Kansas	11-17	1997	2021
Kansas City	14-2	2003	2022
Kennesaw State	2-0	2022	2022
Kent State	2-0	2020	2020
Kentucky*	40-28	1997	2025
Lamar	2-0	2017	2017
Lehigh	1-0	2022	2022
Liberty	1-2	2015	2022
Lipscomb	2-0	2019	2019
Long Beach State	3-4	1997	2024
LIU	1-0	2015	2015
Longwood	1-0	2022	2022
Louisiana	1-2	2010	2023
LSU*	19-64	1997	2025
Louisiana Tech	6-1	1998	2025
Louisville	2-2	2015	2022
Loyola Marymount	8-1	1999	2025
Maine	1-0	2001	2001
Manhattan	2-0	2018	2021
Marist	4-0	2015	2020
Marshall	2-1	2004	2024
Maryland	1-0	2022	2022
McNeese	5-2	1999	2021
Memphis	5-1	2010	2022
Michigan	0-2	1997	2011
Michigan State	1-1	1997	2024
Minnesota	2-2	2003	2010
Ole Miss*	44-37	1997	2025
Mississippi State*	36-40	1997	2024
Mississippi Valley State	7-0	2004	2014
Missouri*	13-18	2000	2024
Missouri Southern	1-1	1999	1999
Missouri State	25-19	1997	2025
Montana	0-1	2020	2020
Murray State	1-0	2013	2013
Nebraska	6-2	2007	2023
Nevada	2-0	2005	2019
New Mexico	2-0	2016	2016
New Mexico State	2-2	1999	2020
Nicholls	1-0	1998	1998
North Carolina	0-3	2006	2016
North Dakota	1-0	2014	2014
North Dakota State	6-3	2006	2021
North Texas	5-1	2007	2023
Northern Colorado	5-1	2008	2019
North Florida	1-0	2025	2025
Northern Illinois	1-0	2004	2004
Northern Iowa	7-4	2007	2024
Northwestern	0-2	2000	2003
Northwestern State	10-6	1998	2021
Notre Dame	4-3	2000	2023
Ohio State	2-1	2000	2001
Oklahoma*	2-29	2000	2025
Oklahoma City	12-7-1	1997	2006
Oklahoma State	9-8	2001	2025
Omaha	6-0	2018	2024
Oregon	5-5	2002	2023
Oregon State	0-2	1999	2000
Pacific	0-3	1997	1998
Penn State	0-3	2006	2024
Pittsburg State	2-0	1999	1999
Pittsburgh	1-0	2000	2000
Prairie View A&M	1-0	2011	2011
Princeton	1-0	2022	2022
Purdue	2-1	1999	2005
Rhode Island	1-0	2011	2011
Rutgers	4-1	2007	2025
Sacramento State	1-3	1997	2019
Saint Francis (Pa.)	2-0	2018	2018
Saint Louis	9-0	2008	2025
Sam Houston State	2-2	2005	2011
Samford	2-0	2009	2019
San Diego	3-0	2014	2025
San Diego State	1-1	1997	2000

Opponent	Series	First	Last
San Jose State	1-1	1997	2008
Savannah State	2-0	2013	2013
SIUE	2-1	2010	2019
South Carolina*	32-39	1998	2025
South Dakota State	3-1	2020	2024
Southeast Missouri	14-2	2010	2024
Southeastern Louisiana	1-0	2015	2015
Southern Miss	7-3	2000	2025
Southern Utah	2-0	2013	2023
St. John's	2-0	2014	2014
Stanford	1-2	1997	2021
Stephen F. Austin	1-4	2000	2014
Tennessee*	24-43	1997	2025
Tennessee State	1-0	2012	2012
Tennessee Tech	3-0	2003	2008
Texas*	1-8	2002	2022
Texas A&M*	7-23	1999	2025
Texas A&M-Commerce	2-0	2023	2024
Texas A&M-Corpus Christi	5-4	2003	2023
Texas Southern	1-0	2011	2011
Texas State	1-1	2003	2025
Texas Tech	5-2	1999	2021
Toledo	0-1	1997	1997
Tulsa	14-20	1997	2019
UAB	4-2	2006	2023
UC Davis	0-1	2014	2014
UCLA	1-1	2011	2025
UCF	3-2	2002	2015
UConn	1-0	2017	2017
UC Riverside	2-0	2002	2002
UC Santa Barbara	0-1	1998	1998
UIC	1-0	2001	2001
ULM	13-3	2001	2025
UMass Lowell	2-0	2017	2017
UNLV	3-2	2004	2023
USF	1-4	2004	2012
Utah	4-3	1999	2018
Utah State	3-0	1999	2003
Utah Valley	2-1	2013	2013
UT-Arlington	9-3	1999	2024
UTEP	2-0	2004	2020
UT-Martin	3-0	2012	2015
UTSA	2-1	1999	2007
Villanova	4-1	2014	2024
Virginia	3-2	2000	2015
Virginia Tech	2-0	2001	2002
Washington	0-5	2003	2022
Weber State	4-0	2013	2023
Western Illinois	3-3	2007	2022
Wichita State	10-6	1999	2024
Wisconsin	2-1	1997	2012
WKU	2-1	2007	2022
Wright State	3-0	2013	2016

* - SEC opponent

Alabama (66-107)	
Alabama	16-65
Auburn	36-39
Jacksonville State	7-1
Samford	2-0
UAB	4-2

Arizona (4-9)	
Arizona	3-6
Arizona State	0-2
Grand Canyon	1-1

Arkansas (8-2)	
Arkansas-Pine Bluff	1-0
Central Arkansas	7-2

California (25-29)	
California	1-3
Cal Poly	0-3
Cal State Fullerton	1-1
CSUN	3-2
Fresno State	0-3
Long Beach State	3-4
Loyola Marymount	8-1
Pacific	0-3
Sacramento State	1-3
San Diego	2-0
San Diego State	1-1
San Jose State	1-1
Stanford	1-2
UC Davis	0-1
UCLA	1-1
UC Riverside	2-0
UC Santa Barbara	0-1

Colorado (10-3)	
Colorado State	5-2
Northern Colorado	5-1

Connecticut (3-0)	
Central Connecticut	2-0
UConn	1-0

Washington, D.C. (2-0)	
George Washington	2-0

Delaware (1-0)	
Delaware	1-0

Florida (41-71)	
Bethune-Cookman	4-0
FAU	3-6
FGCU	2-0
FIU	3-2
Florida	19-52
Florida A&M	4-0
Florida State	0-4
Jacksonville	1-1
North Florida	1-0
UCF	3-2
USF	1-4

Georgia (36-45)	
Georgia	26-41
Georgia Southern	2-0
Georgia State	1-1
Georgia Tech	3-3
Kennesaw State	0-2
Savannah State	2-0

Hawai'i (1-1)	
Hawai'i	1-1

Illinois (21-10)	
Bradley	6-1
DePaul	1-1
Eastern Illinois	1-0
Illinois	3-2
Illinois State	2-0
Northern Illinois	1-0
Northwestern	0-2
SIUE	2-1
UIC	2-0
Western Illinois	3-3

Indiana (18-9)	
Ball State	1-2
Butler	4-0
Evansville	0-3
Indiana	1-0
Indiana State	2-0
IUPUI	4-0
Notre Dame	4-3
Purdue	2-1

Iowa (33-12)	
Drake	15-6
Iowa	7-1
Iowa State	4-1
Northern Iowa	7-4

Kansas (24-23)	
Kansas	11-17
Pittsburg State	2-0
Wichita State	11-6

Kentucky (46-31)	
Kentucky	40-28
Louisville	2-2
Murray State	1-0
WKU	2-1

Louisiana (66-79)	
Centenary	10-1
Louisiana	1-2
Louisiana Tech	6-1
LSU	19-64
McNeese	5-2
Nicholls	1-0
Northwestern State	10-6
Southeastern Louisiana	1-0
ULM	13-3

Maine (1-0)	
Maine	1-0

Maryland (1-0)	
Maryland	1-0

Massachusetts (9-0)	
Boston College	1-0
Boston U	5-0
Harvard	2-0
UMass Lowell	2-0

Michigan (4-3)	
Central Michigan	1-0
Eastern Michigan	2-0
Michigan	0-2
Michigan State	1-1

Minnesota (2-2)	
Minnesota	2-2

Mississippi (101-81)	
Alcorn State	1-0
Jackson State	7-1
Mississippi State	36-40
Mississippi Valley State	7-0
Ole Miss	43-37
Southern Miss	7-3

Missouri (74-42)	
Kansas City	14-2
Missouri	13-18
Missouri Southern	1-1
Missouri State	25-19
Saint Louis	9-0
Southeast Missouri	13-2

Montana (0-1)	
Montana	0-1

Nebraska (13-4)	
Creighton	3-2
Nebraska	6-2
Omaha	4-0

Nevada (5-2)	
Nevada	2-0
UNLV	3-2

New Hampshire (2-0)	
Dartmouth	2-0

New Jersey (5-1)	
Princeton	1-0
Rutgers	4-1

New Mexico (4-2)	
New Mexico	2-0
New Mexico State	2-2

New York (17-3)	
Army West Point	1-1
Binghamton	1-0
Buffalo	2-0
Fordham	4-0
Hofstra	1-2
LIU	1-0
Manhattan	1-0
Marist	4-0
St John's	2-0

North Carolina (3-4)	
Appalachian State	1-0
Campbell	2-0
East Carolina	0-1
North Carolina	0-3

North Dakota (7-3)	
North Dakota	1-0
North Dakota State	6-3

Ohio (10-2)	
Akron	2-0
Cleveland State	1-0
Kent State	2-0
Ohio State	2-1
Toledo	0-1
Wright State	3-0

Oklahoma (37-64-1)	
Oklahoma	2-29
Oklahoma City	12-7-1
Oklahoma State	9-8
Tulsa	14-20

Oregon (5-7)	
Oregon	5-5
Oregon State	0-2

Pennsylvania (8-4)	
Lehigh	1-0
Penn State	0-3
Pittsburgh	1-0
Saint Francis (Pa.)	2-0
Villanova	4-1

Rhode Island (1-0)	
Rhode Island	1-0

South Carolina (38-39)	
Coastal Carolina	2-0
Furman	4-0
South Carolina	32-39

Tennessee (39-46)	
Belmont	1-0
Chattanooga	0-2
East Tennessee State	1-0
Lipscomb	2-0
Memphis	4-1
Tennessee	24-43
Tennessee State	1-0
Tennessee Tech	3-0
UT-Martin	3-0

Texas (50-52)	
Baylor	4-3
Houston	2-0
Lamar	2-0
North Texas	5-1
Prairie View A&M	1-0
Sam Houston State	2-2
Stephen F. Austin	1-4
Texas	1-8
Texas A&M	7-23
Texas A&M-Corpus Christi	5-4
Texas A&M-Commerce	2-0
Texas Southern	1-0
Texas State	1-1
Texas Tech	5-2
UT Arlington	7-3
UTEP	2-0
UTSA	2-1

Utah (15-5)	
BYU	0-1
Southern Utah	2-0
Utah	4-3
Utah State	3-0
Utah Valley	2-1
Weber State	4-0

Virginia (7-4)	
Liberty	1-2
Longwood	1-0
Virginia	3-2
Virginia Tech	2-0

Washington (0-5)	
Washington	0-5

West Virginia (2-1)	
Marshall	2-1

Wisconsin (3-1)	
Green Bay	1-0
Wisconsin	2-1

America East (6-0)

Binghamton	1-0
Boston U	1-0
Hofstra	1-0
Maine	1-0
UMass Lowell	2-0

American Athletic (15-11)

Florida Atlantic	2-0
Memphis	3-0
North Texas	2-0
Tulsa	2-7
UConn	1-0
UCF	0-1
Wichita State	5-3

ASUN (25-8)

Belmont	1-0
Centenary	3-0
Central Arkansas	5-2
East Tennessee State	1-0
Florida Atlantic	1-2
Florida Gulf Coast	2-0
Georgia State	1-1
Jacksonville	1-1
Jacksonville State	2-0
Kennesaw State	2-0
Liberty	1-1
Lipscomb	2-0
North Florida	1-0
UCF	2-1

Atlantic Coast (10-16)

Duke	0-1
Florida State	0-4
Georgia Tech	3-3
Louisville	2-2
North Carolina	0-3
Notre Dame	2-1
Virginia	3-2

Atlantic 10 (15-0)

Fordham	4-0
George Washington	2-0
Rhode Island	1-0
Saint Louis	9-0

Big 12 (40-79)

Baylor	4-3
Iowa State	4-1
Kansas	11-17
Missouri	2-7
Nebraska	2-2
Oklahoma	2-25
Oklahoma State	9-8
Texas	1-8
Texas A&M	0-6
Texas Tech	5-2

Big East (17-7)

Boston College	1-0
Butler	1-0
Depaul	1-0
Notre Dame	2-2
Pittsburgh	1-0
Rutgers	2-1
St. John's	2-0
USF	1-3
Villanova	4-1
Virginia Tech	2-0

Big Sky (10-1)

Montana	0-1
North Dakota	1-0
Northern Colorado	3-0
Sacramento State	1-0
Southern Utah	1-0
Weber State	4-0

Big South (5-4)

Campbell	2-0
Coastal Carolina	2-0
East Carolina	0-1
Liberty	0-1
Longwood	1-0
Texas A&M Corpus-Christi	0-2

Big Ten (25-16)

Illinois	3-2
Indiana	1-0
Iowa	7-1
Maryland	1-0
Michigan	0-2
Michigan State	1-1
Minnesota	2-2
Nebraska	4-0
Northwestern	0-2
Ohio State	2-1
Penn State	0-3
Purdue	2-1
Rutgers	2-0
UCLA	0-1

Big West (13-18)

Cal Poly	0-3
Cal State Fullerton	1-1
Cal State Northridge	3-2
Long Beach State	3-4
New Mexico State	1-1
Pacific	0-3
Sacramento State	0-2
UC Davis	0-1
UC Riverside	2-0
UC Santa Barbara	0-1
Utah State	3-0

Colonial Athletic (1-2)

Delaware	1-0
Hoftsra	0-2

Conference USA (23-18)

Florida Atlantic	0-2
Houston	2-0
Louisiana Tech	1-0
Memphis	1-1
North Texas	2-0
Southern Miss.	5-3
Tulsa	4-9
UAB	4-2
UCF	1-0
USF	0-1
UTEP	1-0
Western Kentucky	1-0

Horizon League (8-0)

Butler	3-0
Cleveland State	1-0
Green Bay	1-0
IUPUI	1-0
UIC	2-0

Ivy League (5-0)

Dartmouth	2-0
Harvard	2-0
Princeton	1-0

Metro Atlantic Athletic (6-0)

Manhattan	2-0
Marist	4-0

Mid-American (12-4)

Akron	2-0
Ball State	1-2
Buffalo	2-0
Central Michigan	1-0
Eastern Michigan	2-0
Kent State	2-0
Marshall	1-1
Northern Illinois	1-0
Toledo	0-1

Mid-Eastern (8-0)

Bethune-Cookman	2-0
Florida A&M	4-0
Savannah State	2-0

Missouri Valley (59-34)

Bradley	5-0
Creighton	3-2
Drake	15-6
Evansville	0-3
Illinois State	2-0
Indiana State	2-0
Missouri State	25-19
Northern Iowa	7-4

Mountain West (13-5)

Colorado State	4-2
Nevada	1-0
New Mexico	2-0
San Diego State	1-0
UNLV	3-2
Utah	2-1

Northeast (5-0)

Central Connecticut State	2-0
LIU	1-0
Saint Francis (Pa.)	2-0

Ohio Valley (36-6)

Eastern Illinois	1-0
Jacksonville State	5-1
Murray State	1-0
Southeast Missouri State	14-2
SIUE	3-0
Tennessee State	1-0
Tennessee Tech	3-0
UT-Martin	3-0
Wichita State	5-3

Pac-12 (13-23)

Arizona	3-6
Arizona State	0-2
Cal	1-3
UCLA	1-0
Oregon	5-5
Stanford	1-2
Utah	2-0
Washington	0-5

Pacific Coast Softball (4-2)

Loyola Marymount	2-0
Sacramento State	0-1
Utah Valley	2-1

Patriot League (6-1)

Army	1-1
Boston U	4-0
Lehigh	1-0

Southeastern (309-485)

Alabama	16-65
Auburn	36-39
Florida	19-52
Georgia	26-41
Kentucky	40-28
LSU	19-64
Oklahoma	0-4
Ole Miss	44-37
Mississippi State	36-40
Missouri	11-11
South Carolina	32-39
Tennessee	24-43
Texas A&M	7-17

Southern (9-2)

Appalachian State	1-0
Chattanooga	0-2
Furman	4-0
Georgia Southern	2-0
Samford	2-0

Southland (37-20)

Central Arkansas	2-0
Lamar	2-0
McNeese	5-2
Nicholls	1-0
Northwestern State	10-6
Sam Houston	2-2
Souteastern Louisiana	1-0
Stephen F. Austin	1-4
Texas A&M Corpus-Christi	3-2
Texas A&M Commerce	2-0
ULM	4-1
UT Arlington	2-2
UTSA	2-1

Sun Belt (20-14)

Florida Atlantic	0-2
Florida International	3-2
Louisiana	1-2
Marshall	1-0
New Mexico State	0-1
North Texas	1-1
Southern Miss	2-0
ULM	9-2
UT Arlington	7-1
Texas State	1-0
Western Kentucky	1-1

Southwestern Athletic (11-1)

Alcorn State	1-0
Arkansas-Pine Bluff	1-0
Jackson State	7-1
Prairie A&M	1-0
Texas Southern	1-0

Summit League (36-8)

Centenary	7-1
Depaul	0-1
IUPUI	3-0
Kansas City	10-1
North Dakota State	4-1
Omaha	6-0
South Dakota State	3-1
Western Illinois	3-3

West Coast (6-1)

BYU	0-1
Loyola Marymount	3-0
San Diego	3-0

Western Athletic (25-14)

Colorado State	1-0
Fresno State	0-3
Grand Canyon	1-1
Hawai'i	1-1
Kansas City	4-1
Louisiana Tech	4-0
Loyola Marymount	2-0
Nevada	1-0
San Diego State	0-1
San Jose State	1-1
Southern Utah	1-0
Tulsa	8-4
Utah	0-2
UTEP	1-0

Independents (17-12-1)

Louisiana Tech	0-1
Loyola Marymount	1-1
North Dakota State	2-2
Northern Colorado	2-1
Oklahoma City	12-7-1

Division II

Mid-America Intercollegiate (3-1)

Missouri Southern	1-1
Pittsburg State	2-0

Year	Overall	SEC	Head Coach
1997	16-42 (.276)	12-16 (.429)	Carie Dever-Boaz
1998*	21-38 (.356)	13-17 (.433)	Carie Dever-Boaz
1999*	46-29 (.613)	17-13 (.567)	Carie Dever-Boaz
2000*!	44-31 (.587)	19-11 (.633)	Carie Dever-Boaz
2001*	36-30 (.545)	14-16 (.467)	Carie Dever-Boaz
2002*!	39-28-1 (.581)	14-16 (.467)	Carie Dever-Boaz
2003	24-36 (.400)	8-22 (.267)	Carie Dever-Boaz
2004	18-40 (.310)	6-24 (.200)	Carie Dever-Boaz
2005	19-43 (.306)	4-25 (.138)	Jamie Pinkerton
2006*	26-35 (.426)	10-19 (.345)	Jamie Pinkerton
2007	21-43 (.328)	6-22 (.214)	Jamie Pinkerton
2008!	37-29 (.561)	8-20 (.286)	Jamie Pinkerton
2009*!	27-29 (.482)	10-16 (.385)	Jamie Pinkerton
2010*	28-29 (.491)	10-18 (.357)	Mike Larabee
2011	13-39 (.250)	3-23 (.115)	Mike Larabee
2012!	29-28 (.509)	7-21 (.250)	Mike Larabee
2013*!	36-20 (.643)	12-10 (.545)	Mike Larabee
2014	27-28 (.491)	5-19 (.208)	Mike Larabee
2015	16-37 (.302)	1-23 (.042)	Mike Larabee
2016	17-39 (.304)	1-23 (.042)	Courtney Deifel
2017*!	31-24 (.564)	7-17 (.292)	Courtney Deifel
2018*!	42-17 (.712)	12-12 (.500)	Courtney Deifel
2019*!	38-20 (.655)	12-12 (.500)	Courtney Deifel
2020	19-6 (.760)	1-2 (.333)	Courtney Deifel
2021*!	43-11 (.796)	19-5 (.792)	Courtney Deifel
2022*!	48-11 (.814)	19-5 (.792)	Courtney Deifel
2023*!	40-19 (.677)	14-10 (.583)	Courtney Deifel
2024*!	37-18 (.672)	14-10 (.583)	Courtney Deifel
2025*!	44-14 (.758)	14-10 (.583)	Courtney Deifel
TOTAL	**882-813-1 (.520)**	**292-457 (.390)**	

Carie Dever-Boaz (1997-2004)
Overall: 244-274-1 (.471)
SEC: 103-135 (.432)
NCAA Tournament App: 2000, 2002

Jamie Pinkerton (2005-09)
Overall: 130-179 (.421)
SEC: 38-102 (.271)
NCAA Tournament App: 2008, 2009

Mike Larabee (2010-15)
Overall: 149-181 (.452)
SEC: 38-114 (.250)
NCAA Tournament App: 2012, 2013

Courtney Deifel (2016-pres.)
Overall: 359-179 (.667)
SEC: 113-106 (.516)
NCAA Tournament App: 2017, 2018, 2019, 2021, 2022, 2023, 2024, 2025

NCAA Tournament
14 appearances | 23-28 (.450)

2000 NCAA Regional (Norman, Okla.)

May 18	CSUN	W	5-0
May 19	#13 Oregon State	L	4-1
May 20	Northwestern	L	5-0

2002 NCAA Regional (Norman, Okla.)

May16	#23 Texas A&M	L	6-2
May 17	Army West Point	W	2-0
May 17	#8 Texas	L	6-2

2008 NCAA Regional (Norman, Okla.)

May 16	Tulsa	W	7-5
May 17	#7 Oklahoma	L	6-5 (11)
May 17	Oregon	L	3-0

2009 NCAA Regional (Norman, Okla.)

May 15	Tulsa	L	6-0
May 16	#10 Oklahoma	L	21-2

2012 NCAA Regional (Berkeley, Calif.)

May 18	Boston U	W	3-2
May 19	#1 California	W	3-2
May 20	#1 California	L	10-2
May 21	#1 California	L	7-0

2013 NCAA Regional (Norman, Okla.)

May 17	Fordham	W	5-1
May 18	#1 Oklahoma	L	10-5
May 18	Fordham	W	5-2
May 19	#1 Oklahoma	L	14-1

2017 NCAA Regional (Norman, Okla.)

May 19	#23 Tulsa	L	5-4
May 20	#6 Oklahoma	L	5-3

2018 NCAA Regional (Fayetteville)

May 18	DePaul	W	2-0
May 19	Wichita State	W	5-0
May 20	Wichita State	W	6-4

2018 NCAA Super Regional (Norman, Okla.)

May 25	#4 Oklahoma	L	7-2
May 26	#4 Oklahoma	L	9-0

2019 NCAA Regional (Stillwater, Okla.)

May 16	Tulsa	L	5-0
May 17	BYU	L	6-3

2021 NCAA Regional (Fayetteville, Ark.)

May 21	Manhattan	W	8-0 (5)
May 22	South Dakota State	W	4-0
May 23	Stanford	W	7-3

2021 NCAA Super Regional (Fayetteville, Ark.)

May 28	#9 Arizona	L	10-4
May 29	#9 Arizona	L	4-1

2022 NCAA Regional (Fayetteville, Ark.)

May 20	Princeton	W	11-0 (5)
May 21	#24 Oregon	W	6-2
May 22	#24 Oregon	W	9-3

2022 NCAA Super Regional (Fayetteville, Ark.)

May 26	#18 Texas	W	7-1
May 27	#18 Texas	L	3-1
May 28	#18 Texas	L	3-0

2023 NCAA Regional (Fayetteville, Ark.)

May 19	Harvard	W	11-0 (5)
May 20	Oregon	L	10-4
May 20	Notre Dame	W	5-0
May 21	Oregon	L	14-4 (5)

2024 NCAA Regional (Fayetteville, Ark.)

May 17	SEMO	W	3-2
May 18	Arizona	L	2-1
May 18	Villanova	L	7-2

2025 NCAA Regional (Fayetteville, Ark.)

May 16	Saint Louis	W	10-0 (5)
May 17	Oklahoma State	W	6-5 (8)
May 18	Oklahoma State	W	12-0 (6)

2025 NCAA Super Regional (Fayetteville, Ark.)

May 23	Ole Miss	L	9-7
May 24	Ole Miss	W	4-0
May 25	Ole Miss	L	7-4

SEC Tournament
16 appearances | 16-21 (.432)

1998 (Columbus, Ga.)

May 8	LSU	L	2-1
May 8	Tennessee	L	2-1

1999 (Columbus, Ga.)

May 13	South Carolina	W	4-1
May 14	#7 LSU	L	10-0
May 15	Alabama	W	3-2
May 15	Tennessee	W	3-2 (10)
May 16	Tennessee	W	3-2
May 16	#7 LSU	L	4-3 (10)

2000 (Columbus, Ga.)

May 11	#22 Mississippi State	W	2-1
May 12	#7 LSU	L	2-0
May 13	Florida	W	2-1
May 13	#25 South Carolina	W	3-1
May 14	#25 South Carolina	L	2-1

2001 (Chattanooga, Tenn.)

May 10	#7 Alabama	L	2-0
May 11	Kentucky	W	1-0
May 12	Mississippi State	W	7-2
May 12	#22 South Carolina	L	1-0 (9)

2002 (Chattanooga, Tenn.)

May 9	#18 Alabama	L	2-1
May 10	Mississippi State	L	5-1

2006 (Athens, Ga.)

May 11	#8 Georgia	L	2-0

2009 (Knoxville, Tenn.)

May 7	#5 Alabama	L	6-0

2010 (Fayetteville, Ark.)

May 13	#4 Alabama	L	9-0

2013 (Lexington, Ky.)

May 9	#8 Missouri	L	8-0

2017 (Knoxville, Tenn.)

May 10	#10 Alabama	L	4-1

2018 (Columbia, Mo.)

May 9	#19 Kentucky	W	3-1
May 10	#8 Georgia	W	8-3
May 11	#12 South Carolina	L	3-1

2019 (College Station, Texas)

May 9	#8 Georgia	L	4-1

2021 (Tuscaloosa, Ala.)

May 13	#19 Tennessee	L	1-0

2022 (Gainesville, Fla.)*Tournament Champions

May 12	Ole Miss	W	3-0
May 13	#13 Florida	W	4-1
May 14	#22 Missouri	W	4-0

2023 (Fayetteville, Ark.)

May 11	#13 Alabama	L	3-2 (9)

2024 (Auburn, Ala.)

May 9	#5 Missouri	L	3-1

2025 (Athens, Ga.)

May 7	at Georgia	W	5-1
May 8	vs. #4 Tennessee	W	6-1
May 9	vs. #2 Oklahoma	L	8-6

Season Opener Results

Overall Record	Neutral Site Record	Largest Win Margin	Most Runs Allowed	Longest Game
17-12	12-10	16 (16-0 vs. Prairie View A&M, 2011)	12 (vs. Oklahoma State, 2021)	10 inn. (at FIU, 2002)
Home Record	**Longest Winning Streak**	**Largest Loss Margin**	**Fewest Runs Scored**	**Shortest Game**
0-0	4 (2017-2020)	7 (7-0 vs. Southern Miss., 2000)	0 (Three Times)	5 inn. (Four Times)
Away Record	**Longest Losing Streak**	**Most Runs Scored**	**Fewest Runs Allowed**	**Highest Ranked Opponent**
4-2	5 (2003-2007)	16 (Twice)	0 (Four Times)	#5 Southern Miss. (2000)

1997

Date	Opponent	H/A/N	W/L	Score	Location
2-20	vs. Cal. State Northridge	N	L	4-3	San Diego, Calif.

1998

Date	Opponent	H/A/N	W/L	Score	Location
2-20	vs. Northwestern State	N	L	3-2 (11)	Monroe, La.

1999

Date	Opponent	H/A/N	W/L	Score	Location
2-12	at UT-Arlington	A	W	2-1	Arlington, Texas

2000

Date	Opponent	H/A/N	W/L	Score	Location
2-11	vs. #5 Southern Miss.	N	L	7-0	Arlington, Texas

2001

Date	Opponent	H/A/N	W/L	Score	Location
2-9	vs. Houston	N	W	14-10	Arlington, Texas

2002

Date	Opponent	H/A/N	W/L	Score	Location
1-31	at FIU	A	W	5-3 (10)	Miami, Fla.

2003

Date	Opponent	H/A/N	W/L	Score	Location
1-31	at Texas State	A	L	4-1	San Marcos, Texas

2004

Date	Opponent	H/A/N	W/L	Score	Location
2-6	vs. Chattanooga	N	L	1-0 (9)	Gainesville, Fla.

2005

Date	Opponent	H/A/N	W/L	Score	Location
2-4	vs. Sacramento State	N	L	4-0	San Luis Obispo, Calif.

2006

Date	Opponent	H/A/N	W/L	Score	Location
2-10	vs. #10 Georgia	N	L	7-6	Miami, Fla.

2007

Date	Opponent	H/A/N	W/L	Score	Location
2-9	vs. Virginia	N	L	2-1	Tampa, Fla.

2008

Date	Opponent	H/A/N	W/L	Score	Location
2-8	vs. UAB	N	W	6-5 (8)	Texarkana, Ark.

2009

Date	Opponent	H/A/N	W/L	Score	Location
2-6	at Southern Miss	A	W	5-3	Hattiesburg, Miss.

2010

Date	Opponent	H/A/N	W/L	Score	Location
2-12	vs. Western Illinois	N	L	5-4	Minneapolis, Minn.

2011

Date	Opponent	H/A/N	W/L	Score	Location
2-11	vs. Prairie View A&M	N	W	16-0	Lafayette, La.

2012

Date	Opponent	H/A/N	W/L	Score	Location
2-10	vs. Belmont	N	W	16-3 (5)	Waco, Texas

2013

Date	Opponent	H/A/N	W/L	Score	Location
2-8	vs. Colorado State	N	W	5-4 (9)	St. George, Utah

2014

Date	Opponent	H/A/N	W/L	Score	Location
2-7	vs. UC Davis	N	L	5-4	Las Vegas, Nev.

2015

Date	Opponent	H/A/N	W/L	Score	Location
2-6	vs. Penn State	N	L	6-4	Boca Raton, Fla.

2016

Date	Opponent	H/A/N	W/L	Score	Location
2-11	at Texas	A	L	4-1	Austin, Texas

2017

Date	Opponent	H/A/N	W/L	Score	Location
2-11	vs. UMass Lowell	N	W	10-1 (5)	Denton, Texas

2018

Date	Opponent	H/A/N	W/L	Score	Location
2-17	vs. Grand Canyon	N	W	6-2	Palm Springs, Calif.

2019

Date	Opponent	H/A/N	W/L	Score	Location
2-8	vs. Campbell	N	W	7-3	Lake Charles, La.

2020

Date	Opponent	H/A/N	W/L	Score	Location
2-7	vs. UTEP	N	W	10-0 (5)	Las Cruces, N.M.

2021

Date	Opponent	H/A/N	W/L	Score	Location
2-11	vs. #11 Oklahoma State	N	L	12-11	Monroe, La.

2022

Date	Opponent	H/A/N	W/L	Score	Location
2-10	vs. Rutgers	N	W	4-0	Puerto Vallarta, Mexico

2023

Date	Opponent	H/A/N	W/L	Score	Location
2-10	vs. Weber State	N	W	8-0 (5)	Las Vegas, Nev.

2024

Date	Opponent	H/A/N	W/L	Score	Location
2-8	vs. Marshall	N	W	10-3	Boca Raton, Fla.

2025

Date	Opponent	H/A/N	W/L	Score	Location
2-6	at Texas State	A	W	3-1	San Marcos, Texas

Overall Record	Largest Win Margin	Most Runs Allowed	Fewest Runs Allowed	Shortest Game
23-6	11 (14-3, ULM, 2013)	7 Twice)	0 (Eight Times)	5 inn. (Six Times)
Longest Winning Streak	**Largest Loss Margin**	**Fewest Runs Scored**	**Longest Game**	**Highest Ranked Opponent**
9 (Twice)	5 (9-4, Kansas City., 2016)	0 (Twice)	8 inn. (Drake, 2006)	#2 Oklahoma (2001)
Longest Losing Streak	**Most Runs Scored**			
2 (Twice)	14 (ULM, 2013)			

1997

Date	Opponent	Stadium	W/L	Score	Attendance
3-21	Missouri State	Ladyback Yard	L	4-0	125.

1998

Date	Opponent	Stadium	W/L	Score	Attendance
3-6	Depaul	Ladyback Yard	L	6-2	100

1999

Date	Opponent	Stadium	W/L	Score	Attendance
2-16	Oklahoma City	Ladyback Yard	W	8-7	219

2000

Date	Opponent	Stadium	W/L	Score	Attendance
2-25	Virginia	Ladyback Yard	W	5-1	141

2001

Date	Opponent	Stadium	W/L	Score	Attendance
2-20	#2 Oklahoma	Ladyback Yard	L	2-0	263

2002

Date	Opponent	Stadium	W/L	Score	Attendance
2-23	Oregon	Ladyback Yard	W	5-1	518

2003

Date	Opponent	Stadium	W/L	Score	Attendance
2-22	Akron	Ladyback Yard	W	4-3	78

2004

Date	Opponent	Stadium	W/L	Score	Attendance
2-28	Miss. Valley State	Ladyback Yard	W	4-0	358

2005

Date	Opponent	Stadium	W/L	Score	Attendance
2-26	Kansas City	Ladyback Yard	W	7-1	158

2006

Date	Opponent	Stadium	W/L	Score	Attendance
2-24	Drake	Ladyback Yard	W	1-0 (8)	251

2007

Date	Opponent	Stadium	W/L	Score	Attendance
2-23	Kansas City	Ladyback Yard	W	7-0	234

2008

Date	Opponent	Stadium	W/L	Score	Attendance
2-21	Northern Colorado	Ladyback Yard	W	6-0	62

2009

Date	Opponent	Stadium	W/L	Score	Attendance
2-27	Bradley	Bogle Park	W	10-5	465

2010

Date	Opponent	Stadium	W/L	Score	Attendance
3-5	Eastern Illinois	Bogle Park	W	9-1	715

2011

Date	Opponent	Stadium	W/L	Score	Attendance
3-11	#24 Auburn	Bogle Park	L	5-1	604

2012

Date	Opponent	Stadium	W/L	Score	Attendance
2-24	Northwestern State	Bogle Park	W	10-7	373

2013

Date	Opponent	Stadium	W/L	Score	Attendance
2-22	ULM	Bogle Park	W	14-3 (5)	175

2014

Date	Opponent	Stadium	W/L	Score	Attendance
2-13	Jackson State	Bogle Park	W	8-0 (5)	401

2015

Date	Opponent	Stadium	W/L	Score	Attendance
3-10	Tulsa	Bogle Park	L	5-4	372

2016

Date	Opponent	Stadium	W/L	Score	Attendance
2-27	Kansas City	Bogle Park	L	9-4	961

2017

Date	Opponent	Stadium	W/L	Score	Attendance
3-3	Lamar	Bogle Park	W	11-1 (5)	505

2018

Date	Opponent	Stadium	W/L	Score	Attendance
2-28	Missouri State	Bogle Park	W	9-0 (5)	210

2019

Date	Opponent	Stadium	W/L	Score	Attendance
2-21	SEMO	Bogle Park	W	7-1	224

2020

Date	Opponent	Stadium	W/L	Score	Attendance
2-20	Boston	Bogle Park	W	4-1	402

2021

Date	Opponent	Stadium	W/L	Score	Attendance
2-25	North Daktoa State	Bogle Park	W	9-0 (5)	460

2022

Date	Opponent	Stadium	W/L	Score	Attendance
2-18	Illinois	Bogle Park	W	6-3	1,306

2023

Date	Opponent	Stadium	W/L	Score	Attendance
223	#19 Arizona	Bogle Park	W	3-2	2,696

2024

Date	Opponent	Stadium	W/L	Score	Attendance
2-22	Illinois State	Bogle Park	W	7-0	2,824

2025

Date	Opponent	Stadium	W/L	Score	Attendance
2-28	Iowa	Bogle Park	W	9-0 (5)	2,545

1997
vs. Cal State Northridge

Name	Pos.
Dana Gulick	CF
Aly Sartini	3B
Brett Erickson	LF
Jennifer Cirigliano	C
Lisa Flores	RF
Gretchen Thomson	SS
Augrista Belford	2B
Tammy Kincaid	P
Kim Bryant	1B
Carie Dever Boaz	HC

1998
vs. Northwestern State

Name	Pos.
Shari Wahrmund	LF
Dana Gulick	CF
Jennifer Cirigliano	C
Elizabeth Landgraf	3B
Jennifer Bottoms	1B
Aly Sartini	2B
Tammy Kincaid	P
Julie Moddrell	SS
Kathy Quillin	DP
Crystal Richardson	1B
Carie Dever Boaz	HC

1999
vs. UT-Arlington

Name	Pos.
Dana Gulick	CF
Brett Erickson	3B
Jennifer Cirigliano	1B
Danica White	C
Aly Sartini	2B
Elizabeth Landgraf	RF
Kris Hightower	DP
Shari Wahrmund	LF
Tiffany Woolley	SS
Tammy Kincaid	P
Carie Dever Boaz	HC

2000
vs. #5 Southern Miss

Name	Pos.
Tiffany Woolley	SS
Dana Gulick	RF
Danica White	C
Brett Erickson	CF
Kim Eiben	1B
Lindsay Jarvis	DP
Julie Young	3B
Aly Sartini	2B
Shari Wahrmund	LF
Tammy Kincaid	P
Carie Dever Boaz	HC

2001
vs. Houston

Name	Pos.
Erin Stokey	LF
Stephanie Hunter	RF
Danica White	C
Lauren Hendrix	SS
Kim Eiben	1B
Julie Young	DP
Tiffany Woolley	2B
Jennifer Bottoms	P
Nicole Deeter	3B
Andy Wharton	CF
Carie Dever Boaz	HC

2002
at FIU

Name	Pos.
Cortney Mitchell	SS
Blaire Woodard	2B
Danica White	C
Julie Young	LF
Tiffany Woolley	3B
Lisa Niemen	DP
Kim Eiben	1B
Nicole Deeter	RF
Andy Wharton	CF
Rachel Talley	P
Carie Dever Boaz	HC

2003
at Texas State

Name	Pos.
Ashley Carter	3B
Blaire Woodard	2B
Lauren Hendrix	SS
Candice Swan	RF
Julie Young	LF
Ruth Atkins	DP
Kim Eiben	1B
Lisa Nieman	C
Mindy O'Malley	CF
Valanna Lyons	P
Carie Dever Boaz	HC

2004
vs. Chattanooga

Name	Pos.
Blaire Perry	3B
Mindy O'Malley	2B
Candice Swan	CF
Kallie Fogelsong	SS
BJ Southmayd	DP
Kristen Patton	RF
Melissa Johnson	LF
Ashley Carter	1B
Shana Easley	C
Heather Schlichtman	P
Carie Dever Boaz	HC

2005
vs. Sacramento State

Name	Pos.
Blaire Perry	SS
Mindy O'Malley	CF
BJ Southmayd	DP
Kallie Fogelsong	2B
Ashley Carter	3B
Dayna Huckabee	1B
Rachel LeMaster	RF
Shana Easley	C
Zenobia Davison	LF
Valanna Lyons	P
Jamie Pinkerton	HC

2006
vs. #10 Georgia

Name	Pos.
Rachel LeMaster	RF
Blaire Perry	2B
Kallie Fogelsong	1B
Shana Easley	C
Samantha Buckner	DP
Kayla Johnson	SS
Carrie Egnor	3B
Jocelyne Moncrief	LF
Mindy O'Malley	CF
Katy Henry	P
Jamie Pinkerton	HC

2007
vs. Virginia

Name	Pos.
Rachel LeMaster	RF
Teighynne Hulsey	1B
Kayla Johnson	2B
Whitney Cloer	C
Dayna Huckabee	SS
Jessica Bachkora	CF
Samantha Buckner	3B
Jocelyne Moncrief	LF
Dara Clark	DP
Katy Henry	P
Jamie Pinkerton	HC

2008
vs. UAB

Name	Pos.
Jessica Bachkora	CF
Kayla Johnson	SS
Miranda Dixon	DH
Dayna Huckabee	SS
Samantha Buckner	1B
Lauren Iverson	3B
Jessica Waddle	C
Hillary Freeman	LF
Jocelyne Moncrief	RF
Katy Henry	P
Jamie Pinkerton	HC

2009
at Southern Miss

Name	Pos.
Jessica Bachkora	CF
Tori Mort	LF
Kayla Johnson	2B
Sandra Smith	1B
Miranda Dixon	P
Whitney Cloer	C
Amie Hubbard	3B
Brittany Robison	DP
Jocelyne Moncrief	RF
Brittany Griffiths	SS
Jamie Pinkerton	HC

2010
vs. Western Illinois

Name	Pos.
Jessica Bachkora	CF
Brittany Robison	2B
Sandra Smith	1B
Miranda Dixon	DP
Becca Carden	LF
Jessica Robison	3B
Layne McGuirt	P
Brittany Griffiths	SS
Tori Mort	RF
Jessica Waddle	C
Mike Larabee	HC

2011
vs. Prairie View A&M

Name	Pos.
Linnea Ketcher	LF
Tori Mort	RF
Becca Carden	CF
Courtney Breault	2B
Stephanie Brewer	1B
Jayme Gee	DP
Leslie Dixon	C
Brittany Griffiths	3B
Chloe Oprzedek	SS
Hope McLemore	P
Mike Larabee	HC

2012
vs. Belmont

Name	Pos.
Devon Wallace	LF
Clarissa Navarro	SS
Katie Harrison	3B
Amanda Geile	RF
Sierra Bronkey	2B
Jessica Robison	DP
Jennifer Rambo	1B
Jayme Gee	C
Tori Mort	CF
Kimmy Beasley	P
Mike Larabee	HC

2013
vs. Colorado State

Name	Pos.
Devon Wallace	1B
Stephanie Canfield	CF
Clarissa Navarro	SS
Nicole Schroeder	DP
Amanda Geile	LF
Jennifer Rambo	RF
Sierra Bronkey	2B
Jayme Gee	C
Chloe Oprzedek	3B
Chelsea Cohen	P
Mike Larabee	HC

2014
vs. UC Davis

Name	Pos.
Devon Wallace	DP
Stephanie Canfield	CF
Chloe Oprzedek	3B
Kasey Fagan	P
Clarissa Navarro	SS
Jessica Harrison	1B
Parker Pocklington	2B
Jayme Gee	C
Claire Clark	RF
Jennifer Rambo	LF
Mike Larabee	HC

2015
vs. Penn State

Name	Pos.
Devon Wallace	1B
Kasey Fagan	SS
Stephanie Canfield	CF
Nicole Schroeder	C
Sierra Bronkey	DP
Lauren Krzysko	LF
Parker Pocklington	2B
Madison Yannetti	3B
Autumn Russell	RF
Grace Moll	P
Mike Larabee	HC

2016
at Texas

Name	Pos.
Stephanie Canfield	CF
Autumn Russell	3B
Shelby Hiers	RF
Nicole Schroeder	1B
Ashley Diaz	DP
Lauren Krzysko	LF
Madison Yannetti	SS
Lauren Archuleta	C
Parker Pocklington	2B
Grace Moll	P
Courtney Deifel	HC

2017
vs. UMass Lowell

Name	Pos.
Stephanie Canfield	CF
Shelby Hiers	C
Nicole Schroeder	RF
Ashley Diaz	1B
A.J. Belans	SS
Katie Warrick	DP
Haydi Bugarin	LF
Madison Yannetti	2B
Autumn Russell	3B
Grace Moll	P
Courtney Deifel	HC

2018
vs. Grand Canyon

Name	Pos.
Autumn Buczek	3B
Hannah McEwen	RF
Loren Krzysko	CF
A.J. Belans	SS
Tori Cooper	LF
Ashley Diaz	1B
Kayla Green	C
Linnie Malkin	DP
Haydi Bugarin	2B
Mary Haff	P
Courtney Deifel	HC

2019
vs. Campbell

Name	Pos.
Hannha McEwen	CF
Danielle Gibson	2B
Katie Warrick	RF
Ashley Diaz	1B
Kayla Green	C
Ryan Jackson	DP
Haydi Bugarin	3B
Sydney Parr	LF
Maggie Hicks	SS
Autumn Storms	P
Courtney Deifel	HC

2020
vs. UTEP

Name	Pos.
Sydney Parr	CF
Hannah McEwen	LF
Braxton Burnside	SS
Danielle Gibson	1B
Linnie Malkin	RF
Ryan Jackson	DP
Kayla Green	C
Keely Edwards	3B
Audrie LaValley	2B
Autumn Storms	P
Courtney Deifel	HC

2021
vs. #11 Oklahoma State

Name	Pos.
Hannah McEwen	LF
Braxton Burnside	SS
Danielle Gibson	1B
Ryan Jackson	RF
Kayla Green	C
Linnie Malkin	DP
Audrie LaValley	2B
Larissa Cesena	CF
Valerie Ventura	3B
Mary Haff	P
Courtney Deifel	HC

2022
vs. Rutgers

Name	Pos.
KB Sides	CF
Hannah McEwen	LF
Taylor Ellsworth	C
Danielle Gibson	1B
Hannah Gammill	3B
Linnie Malkin	RF
Spencer Prigge	SS
Rylin Hedgecock	DP
Audrie LaValley	2B
Mary Haff	P
Courtney Deifel	HC

2023
vs. Weber State

Name	Pos.
Reagan Johnson	CF
Kristina Foreman	2B
Cylie Halvorson	1B
Hannah Gammill	C
Kacie Hoffmann	RF
Rylin Hedgecock	DP
Spencer Prigge	3B
Raigan Kramer	LF
Atalyia Rijo	SS
Callie Turner	P
Courtney Deifel	HC

2024
vs. Marshall

Name	Pos.
Reagan Johnson	CF
Nia Carter	RF
Hannah Gammill	3B
Bri Ellis	1B
Rylin Hedgecock	DP
Cylie Halvorson	2B
Raigan Kramer	LF
Kennedy Miller	C
Spencer Prigge	SS
Reis Beuerlein	P
Courtney Deifel	HC

2025
at Texas State

Name	Pos.
Reagan Johnson	CF
Kailey Wyckoff	RF
Ella McDowell	3B
Bri Ellis	1B
Kennedy Miller	C
Courtney Day	DP
Raigan Kramer	LF
Karlie Davison	2B
Atalyia Rijo	SS
Robyn Herron	P
Courtney Deifel	HC

Opening Day Starts by Pitcher

Pitcher	Starts
Tammy Kincaid	4
Mary Haff	3
Grace Moll	3
Katy Henry	3
Autumn Storms	2
Valanna Lyons	2

Opening Day Record by Location

State	Record
Arkansas	1-0
California	1-2
Florida	2-4
Louisiana	2-2
Mexico	1-0
Minnesota	0-1
Mississippi	1-0
Nevada	1-1
New Mexico	1-0
Texas	5-3
Utah	1-0

Overall Record	Neutral Site Record	Most Wins	Longest Game	Fewest Runs Scored
67-55	17-13	6 (2004)	19 innings (Alabama, 1999)	0 (7 Times)
Home Record	**Longest Winning Streak**	**Most Losses**	**Most Runs Scored**	**Fewest Runs Allowed**
34-20	5 (2011-12)	6 (1997)	11 (at Missouri 2018)	0 (6 Times)
Away Record	**Longest Losing Streak**	**Most Games**	**Most Runs Allowed**	
18-22	3 (Twice)	11 (2004)	12 (Alabama, 1999)	

1997
3-6 | H: 3-1 | A: 0-3 | N: 1-2

Date	Opponent	W/L	Score
3-2	Creighton	L	1-0 (8)
3-5	at FLORIDA*	L	2-1 (9)
3-7	vs Ball State	L	4-2 (8)
3-7	vs Hofstra	W	6-5 (8)
3-8	vs East Carolina	L	3-1 (9)
3-15	ALABAMA*	W	2-1 (8)
4-5	at AUBURN*	L	7-6 (10)
4-5	at AUBURN*	L	2-1 (8)
4-19	LSU*	W	2-1 (8)
5-2	OLE MISS*	W	2-1 (8)

1998
0-2 | H: 0-0 | A: 0-1 | N: 0-1

Date	Opponent	W/L	Score
2-20	vs Northwestern State	L	3-2 (11)
2-27	at UC Santa Barbara	L	9-8 (13)

1999
5-2 | H: 4-1 | A: 0-0 | N: 1-1

Date	Opponent	W/L	Score
2-16	Oklahoma City	W	7-3 (10)
3-20	ALABAMA*	W	5-4 (8)
3-21	ALABAMA*	L	12-7 (19)
4-18	GEORGIA*	W	1-0 (8)
5-7	OLE MISS*	W	3-2 (8)
5-15	vs Tennessee	W	3-2 (10)
5-16	vs #7 LSU	L	4-3 (10)

2000
3-1 | H: 1-1 | A: 2-0 | N: 0-0

Date	Opponent	W/L	Score
3-29	Kansas	L	4-2 (8)
4-4	Oklahoma City	W	2-1 (10)
4-15	at #19 SOUTH CAROLINA*	W	4-3 (12)
5-4	at OLE MISS*	W	7-3 (11)

2001
2-3 | H: 2-0 | A: 0-1 | N: 0-2

Date	Opponent	W/L	Score
3-3	vs FAU	L	2-1 (8)
4-8	GEORGIA*	W	2-1 (8)
4-18	OLE MISS*	W	2-1 (8)
4-28	at MISSISSIPPI STATE*	L	2-1 (8)
5-12	vs #22 South Carolina	L	1-0 (9)

2002
5-3 | H: 2-0 | A: 3-3 | N: 0-0

Date	Opponent	W/L	Score
1-31	at FIU	W	5-3 (10)
2-3	at Bethune-Cookman	W	4-3 (8)
2-8	at Long Beach State	W	2-1 (10)
2-10	at Long Beach State	L	2-1 (8)
2-15	at Texas A&M	L	2-1 (9)
4-23	Oklahoma City	W	2-1 (8)
4-24	Missouri State	W	4-3 (10)
5-2	at KENTUCKY*	L	6-5 (8)

2003
4-3 | H: 1-2 | A: 1-0 | N: 2-1

Date	Opponent	W/L	Score
2-1	vs Texas Tech	W	6-5 (9)
2-7	vs Jacksonville	L	3-2 (8)
2-8	vs Kansas City	W	1-0 (8)
3-22	FLORIDA*	L	2-1 (8)
4-1	Southern Miss	W	2-1 (9)
4-3	at Tennessee Tech	W	2-1 (8)
4-27	KENTUCKY*	L	7-6 (10)

2004
6-5 | H: 3-2 | A: 2-2 | N: 1-1

Date	Opponent	W/L	Score
2-6	vs Chattanooga	L	1-0 (9)
2-21	vs Northern Illinois	W	1-0 (8)
3-13	AUBURN*	L	1-0 (9)
3-16	at #15 SOUTH CAROLINA*	L	2-1 (8)
3-21	at #17 FLORIDA*	W	5-4 (11)
3-24	Missouri State	W	6-5 (10)
4-9	Marshall	W	1-0 (11)
4-13	at OLE MISS*	L	5-4 (11)
4-14	at OLE MISS*	W	1-0 (9)
4-21	Kansas	L	5-4 (10)
4-24	KENTUCKY*	W	1-0 (8)

2005
0-2 | H: 0-2 | A: 0-0 | N: 0-0

Date	Opponent	W/L	Score
3-19	#16 FLORIDA*	L	2-1 (8)
5-4	OLE MISS*	L	1-0 (9)

2006
4-3 | H: 4-1 | A: 0-1 | N: 0-1

Date	Opponent	W/L	Score
2-10	vs #10 Georgia	L	7-6 (9)
2-24	Drake	W	1-0 (8)
2-24	Penn State	L	3-2 (10)
3-3	Jacksonville State	W	2-1 (11)
3-4	Northwestern State	W	3-1 (8)
3-26	at FLORIDA*	L	3-2 (10)
4-26	#11 LSU*	W	3-2 (9)

2007
0-0 | H: 0-0 | A: 0-0 | N: 0-0

Date	Opponent	W/L	Score
N/A	N/A	N/A	N/A

2008
3-4 | H: 0-3 | A: 1-1 | N: 2-0

Date	Opponent	W/L	Score
2-8	vs UAB	W	6-5 (8)
2-9	vs Oklahoma State	W	3-2 (9)
3-1	at #2 Arizona State	L	6-5 (8)
4-7	#11 Oklahoma	L	3-2 (8)
4-12	at KENTUCKY*	W	6-5 (9)
4-26	#15 LSU*	L	8-6 (8)
5-17	at #7 Oklahoma	L	6-5 (11)

2009
0-0 | H: 0-0 | A: 0-0 | N: 0-0

Date	Opponent	W/L	Score
N/A	N/A	N/A	N/A

2010
2-1 | H: 1-0 | A: 1-1 | N: 0-0

Date	Opponent	W/L	Score
3-14	Louisiana Tech	W	5-3 (9)
4-2	at #8 GEORGIA*	W	3-2 (8)
4-17	at #15 LSU*	L	3-2 (10)

2011
5-5 | H: 2-0 | A: 0-2 | N: 3-3

Date	Opponent	W/L	Score
2-11	vs Sam Houston State	W	6-5 (9)
2-12	vs Sam Houston State	L	9-6 (8)
2-19	vs #14 Oregon	L	8-7 (8)
2-20	vs Utah	W	8-4 (8)
2-24	vs Rutgers	L	4-3 (9)
3-6	vs Loyola Marymount	W	5-2 (8)
3-16	#21 KENTUCKY*	L	7-2 (11)
3-30	at #19 Oklahoma State	L	1-0 (8)
4-16	SOUTH CAROLINA*	W	2-1 (9)
4-26	ULM	W	1-0 (8)

2012
3-2 | H: 2-0 | A: 1-2 | N: 0-0

Date	Opponent	W/L	Score
2-26	Jackson State	W	4-3 (8)
3-4	Butler	W	6-5 (8)
3-9	at SOUTH CAROLINA*	W	5-4 (8)
4-11	at KENTUCKY*	L	9-7 (8)
4-20	at AUBURN*	L	3-2 (8)

2013
4-1 | H: 1-1 | A: 2-0 | N: 1-0

Date	Opponent	W/L	Score
2-8	vs Colorado State	W	5-4 (9)
2-24	ULM	L	7-6 (8)
4-13	at #8 MISSOURI*	W	4-1 (11)
4-14	at #8 MISSOURI*	W	11-10 (8)
5-4	AUBURN*	W	8-7 (8)

2014
0-1 | H: 0-1 | A: 0-0 | N: 0-0

Date	Opponent	W/L	Score
3-30	#17 TEXAS A&M*	L	11-7 (8)

2015
3-3 | H: 0-3 | A: 1-0 | N: 2-0

Date	Opponent	W/L	Score
2-27	vs Saint Louis	W	4-1 (8)
2-27	vs UT Martin	W	8-7 (8)
3-14	Texas	L	8-7 (9)
3-28	OLE MISS*	L	6-4 (8)
4-11	at SOUTH CAROLINA*	W	5-4 (8)
4-29	Southeast Missouri	L	4-3 (8)

2016
1-1 | H: 0-0 | A: 0-1 | N: 1-0

Date	Opponent	W/L	Score
2-13	at Texas	L	6-5 (8)
3-18	vs New Mexico	W	4-3 (8)

2017

1-1 | H: 0-0 | A: 0-1 | N: 1-0

Date	Opponent	W/L	Score
2-25	vs UConn	W	3-2 (8)
3-12	at #9 ALABAMA*	L	4-3 (9)

2018

0-0 | H: 0-0 | A: 0-0 | N: 0-0

Date	Opponent	W/L	Score
N/A	N/A	N/A	N/A

2019

2-0 | H: 1-0 | A: 1-0 | N: 0-0

Date	Opponent	W/L	Score
4-13	Furman	W	6-5 (12)
4-28	at TEXAS A&M*	W	3-0 (8)

2020

0-0 | H: 0-0 | A: 0-0 | N: 0-0

Date	Opponent	W/L	Score
N/A	N/A	N/A	N/A

2021

4-1 | H: 3-1 | A: 1-0 | N: 0-0

Date	Opponent	W/L	Score
2-20	at McNeese	W	6-4 (14)
3-16	Liberty	L	2-0 (10)
3-20	OLE MISS*	W	3-2 (8)
3-21	OLE MISS*	W	3-2 (8)
4-21	Central Arkansas	W	7-6 (8)

2022

1-1 | H: 0-0 | A: 0-1 | N: 1-0

Date	Opponent	W/L	Score
2-11	vs Memphis	W	4-3 (8)
5-6	at TEXAS A&M*	L	6-5 (9)

2023

2-2 | H: 1-1 | A: 1-1 | N: 0-0

Date	Opponent	W/L	Score
2-24	Drake	W	4-3 (11)
3-20	at #13 ALABAMA*	W	2-1 (10)
5-6	at MISSOURI*	L	4-3 (8)
5-11	#13 Alabama	L	3-2 (9)

2024

2-1 | H: 2-0 | A: 0-0 | N: 1-0

Date	Opponent	W/L	Score
2-10	vs. Penn State	L	3-2 (8)
3-3	Southeast Missouri State	W	6-5 (8)
4-19	#15 Alabama*	W	1-0 (9)

2025

2-1 | H: 1-0 | A: 1-1 | N: 0-0

Date	Opponent	W/L	Score
3-22	at #7 Tennessee*	W	6-3 (8)
4-5	at #3 Florida*	L	10-7 (9)
4-19	#23 Oklahoma State	W	6-5 (8)

Overall Record	Neutral Site Record	Largest Combined Win Margin	Most Runs Allowed	Longest Doubleheader
258-301	13-3	22 (Twice, 2022, 2017)	24 (at #5 Oklahoma, 2007)	19 inn. (at Alabama, 1999)
Home Record	**Longest Winning Streak**	**Largest Combined Loss Margin**	**Fewest Runs Scored**	**Shortest Doubleheader**
160-136-1	12 (1999)	22 (at #6 Oklahoma, 2007)	0 (17 Times)	5 inn. (Four Times)
Away Record	**Longest Losing Streak**	**Most Runs Scored**	**Fewest Runs Allowed**	**Highest Ranked Opponent**
82-160	10 (2005)	23 (Twice)	0 (8 Times)	#1 Tenn. & OU (2007, 2025)

1997

13-23 | H: 12-8 | A: 1-15 | N: 0-0

Date	Opponent	W/L	Score
3-5	at FLORIDA*	L	2-1 (9)
3-5	at FLORIDA*	L	3-1
3-14	ALABAMA*	W	9-1
3-14	ALABAMA*	L	3-2
3-15	ALABAMA*	W	2-1 (8)
3-15	ALABAMA*	L	7-1
3-17	at #2 Fresno State	L	8-0
3-17	at #2 Fresno State	L	8-0
3-18	at #19 Pacific	L	2-1
3-18	at #19 Pacific	L	6-2
3-28	MISSISSIPPI STATE*	L	3-2
3-28	MISSISSIPPI STATE*	W	4-0
3-29	MISSISSIPPI STATE*	W	10-4
3-29	MISSISSIPPI STATE*	W	2-1
4-5	at AUBURN*	L	7-6 (10)
4-5	at AUBURN*	L	2-1 (8)
4-6	at AUBURN*	L	2-0
4-6	at AUBURN*	L	9-0
4-9	Tulsa	L	4-3
4-9	Tulsa	W	9-7
4-13	GEORGIA*	W	2-1
4-13	GEORGIA*	L	4-3
4-16	at Missouri State	L	6-0
4-16	at Missouri State	L	8-3
4-18	LSU*	L	3-0
4-18	LSU*	L	2-1
4-19	LSU*	W	2-1 (8)
4-19	LSU*	L	7-1
4-25	at KENTUCKY*	L	3-4
4-25	at KENTUCKY*	W	4-3
4-27	at TENNESSEE*	L	8-0
4-27	at TENNESSEE*	L	9-2
5-2	OLE MISS*	W	2-1 (8)
5-2	OLE MISS*	W	2-1
5-3	OLE MISS*	W	5-1
5-3	OLE MISS*	W	6-2

1998

18-22 | H: 10-8 | A: 8-14 | N: 0-0

Date	Opponent	W/L	Score
3-11	Kansas	L	4-2
3-11	Kansas	W	3-2
3-13	at ALABAMA*	L	7-1
3-13	at ALABAMA*	L	12-0
3-14	at ALABAMA*	L	7-0
3-14	at ALABAMA*	L	3-0
3-16	at Jacksonville State	W	12-6
3-16	at Jacksonville State	W	1-0
3-25	at Missouri State	L	1-0
3-25	at Missouri State	L	4-2
3-27	MISSISSIPPI STATE*	L	6-0
3-27	MISSISSIPPI STATE*	W	2-1
3-28	MISSISSIPPI STATE*	L	3-2
3-28	MISSISSIPPI STATE*	L	6-2
4-1	at Tulsa	W	4-1
4-1	at Tulsa	L	2-1
4-3	AUBURN*	W	5-4
4-3	AUBURN*	L	4-2
4-4	AUBURN*	W	5-4
4-4	AUBURN*	W	6-4
4-10	at SOUTH CAROLINA*	L	2-1
4-10	at SOUTH CAROLINA*	W	5-4
4-12	at GEORGIA*	W	3-0
4-12	at GEORGIA*	W	2-1
4-14	Oklahoma City	W	1-0
4-14	Oklahoma City	L	5-3
4-17	at #11 LSU*	L	1-0
4-17	at #11 LSU*	L	1-0
4-19	at #11 LSU*	L	3-2
4-19	at #11 LSU*	L	8-0
4-22	FLORIDA*	L	2-1
4-22	FLORIDA*	W	4-2
4-24	KENTUCKY*	L	5-2
4-24	KENTUCKY*	W	8-0
4-26	TENNESSEE*	W	5-3
4-26	TENNESSEE*	W	2-0
4-28	at OLE MISS*	W	2-1
4-28	at OLE MISS*	L	4-3
4-29	at OLE MISS*	L	1-0
4-29	at OLE MISS*	W	3-2

1999

25-17 | H: 18-6 | A: 7-11 | N: 0-0

Date	Opponent	W/L	Score
2-16	Oklahoma City	W	8-7
2-16	Oklahoma City	W	7-3 (10)
3-3	Missouri Southern	L	2-1
3-3	Missouri Southern	W	6-0
3-16	at Kansas	W	5-3
3-16	at Kansas	L	6-1
3-20	ALABAMA*	W	5-4 (8)
3-20	ALABAMA*	W	4-2
3-21	ALABAMA*	L	6-3
3-21	ALABAMA*	L	12-7 (19)
3-24	at Missouri State	L	3-0
3-24	at Missouri State	L	3-2
3-26	at FLORIDA*	W	4-0
3-26	at FLORIDA*	L	2-0
4-2	at MISSISSIPPI STATE*	L	5-2
4-2	at MISSISSIPPI STATE*	L	4-0
4-3	at MISSISSIPPI STATE*	L	7-2
4-3	at MISSISSIPPI STATE*	L	4-2
4-7	Missouri State	W	2-1
4-7	Missouri State	W	2-1
4-9	at AUBURN*	W	1-0
4-9	at AUBURN*	W	2-1
4-10	at AUBURN*	W	4-0
4-10	at AUBURN*	W	4-0
4-16	#11 SOUTH CAROLINA*	W	1-0
4-16	#11 SOUTH CAROLINA*	W	1-0
4-18	GEORGIA*	W	3-2
4-18	GEORGIA*	W	1-0 (8)
4-21	Tulsa	W	3-0
4-21	Tulsa	W	2-1
4-23	LSU*	L	3-1
4-23	LSU*	L	4-0
4-24	LSU*	L	9-0
4-24	LSU*	W	2-1
4-27	at TENNESSEE*	L	3-0
4-27	at TENNESSEE*	L	9-1
4-28	at KENTUCKY*	W	2-0
4-28	at KENTUCKY*	L	4-2
5-7	OLE MISS*	W	4-1
5-7	OLE MISS*	W	3-2 (8)
5-8	OLE MISS*	W	6-0
5-8	OLE MISS*	W	4-2

2000

28-18 | H: 19-7 | A: 9-11 | N: 0-0

Date	Opponent	W/L	Score
2-23	at #8 Oklahoma	L	3-0
2-23	at #8 Oklahoma	L	6-3
Morning News Invitational (Fayetteville)			
2-25	Virginia	W	7-1
2-25	Virginia	W	5-0
2-26	Notre Dame	W	4-2
2-26	Notre Dame	L	2-0
2-27	Missouri	W	6-2
2-27	Missouri	W	5-1
3-8	at Missouri State	L	5-4
3-8	at Missouri State	L	10-2
3-17	at ALABAMA*	L	2-1
3-17	at ALABAMA*	W	11-6
3-18	at ALABAMA*	L	3-0
3-18	at ALABAMA*	L	8-6
3-25	#24 FLORIDA*	W	2-1
3-25	#24 FLORIDA*	W	8-7
3-29	Kansas	L	4-2 (8)
3-29	Kansas	W	5-2
3-31	#19 MISSISSIPPI STATE*	W	2-1
3-31	#19 MISSISSIPPI STATE*	L	1-0
4-1	#19 MISSISSIPPI STATE*	L	4-3
4-1	#19 MISSISSIPPI STATE*	L	4-0
4-4	Oklahoma City	W	2-1 (10)
4-4	Oklahoma City	W	5-0
4-7	AUBURN*	W	2-0
4-7	AUBURN*	W	6-2
4-8	AUBURN*	L	3-1
4-8	AUBURN*	W	4-2
4-12	Missouri State	L	1-0
4-12	Missouri State	W	5-0
4-14	at GEORGIA*	W	7-5
4-14	at GEORGIA*	W	4-0
4-15	at #19 SOUTH CAROLINA*	W	4-0
4-15	at #19 SOUTH CAROLINA*	W	4-3 (12)
4-21	at #7 LSU*	L	3-1
4-21	at #7 LSU*	L	7-0
4-22	at #7 LSU*	L	3-1
4-22	at #7 LSU*	L	9-0
4-28	TENNESSEE*	W	2-1
4-28	TENNESSEE*	W	5-3
4-30	KENTUCKY*	W	2-1
4-30	KENTUCKY*	W	2-1
5-3	at OLE MISS*	W	3-0
5-3	at OLE MISS*	W	2-0
5-4	at OLE MISS*	W	5-0
5-4	at OLE MISS*	W	7-3 (11)

2001

15-17 | H: 8-10 | A: 7-7 | N: 0-0

Date	Opponent	W/L	Score
2-20	#2 Oklahoma	L	2-0
2-20	#2 Oklahoma	L	3-2
2-25	Texas Tech	L	2-1
2-25	Texas Tech	W	1-0
3-10	#18 SOUTH CAROLINA*	L	2-1
3-10	#18 SOUTH CAROLINA*	L	1-0
3-14	at Missouri State	W	5-4
3-14	at Missouri State	W	5-0
3-17	at #4 ALABAMA*	L	1-0
3-17	at #4 ALABAMA*	L	4-0
3-22	at Georgia State	W	7-0
3-22	at Georgia State	L	3-2
3-24	at AUBURN*	W	6-0
3-24	at AUBURN*	W	5-2
3-28	at Kansas	L	3-1
3-28	at Kansas	W	3-0
3-31	FLORIDA*	L	2-1
3-31	FLORIDA*	L	1-0
4-3	LSU*	L	3-0
4-3	LSU*	W	3-2
4-7	GEORGIA*	L	3-1
4-7	GEORGIA*	W	6-1
4-14	at TENNESSEE*	L	4-2
4-14	at TENNESSEE*	W	3-0
4-18	OLE MISS*	W	2-1 (8)
4-18	OLE MISS*	W	2-0
4-24	Oklahoma City	W	2-0
4-24	Oklahoma City	W	2-1
4-28	at MISSISSIPPI STATE*	L	2-1 (8)
4-28	at MISSISSIPPI STATE*	L	1-0
5-5	KENTUCKY*	L	3-1
5-5	KENTUCKY*	W	4-0

2002

20-15-1 | H: 10-7-1 | A: 9-7 | N: 1-1

Date	Opponent	W/L	Score
2-3	at Bethune-Cookman	W	4-3 (8)
2-3	at Bethune-Cookman	W	2-1
2-3	vs UCF	L	6-5
2-3	vs UCF	W	2-1
2-23	Oregon	W	5-1
2-23	Oregon	L	3-0
3-9	at #24 SOUTH CAROLINA*	L	4-1
3-9	at #24 SOUTH CAROLINA*	W	5-2
3-11	at Coastal Carolina	W	7-1
3-11	at Coastal Carolina	W	2-1
3-16	#17 ALABAMA*	W	2-0
3-16	#17 ALABAMA*	L	5-4
3-21	at Southern Miss	W	2-1
3-21	at Southern Miss	W	3-2
3-23	AUBURN*	W	6-3
3-23	AUBURN*	W	4-0
3-27	Kansas	L	2-1
3-27	Kansas	L	3-0
3-30	at FLORIDA*	L	4-1
3-30	at FLORIDA*	L	2-1
4-2	#5 LSU*	L	3-0
4-2	#5 LSU*	L	4-0
4-6	at #23 GEORGIA*	L	3-2
4-6	at #23 GEORGIA*	L	4-3
4-13	TENNESSEE*	W	6-0
4-13	TENNESSEE*	L	8-2
4-17	at OLE MISS*	W	1-0
4-17	at OLE MISS*	L	3-2
4-23	Oklahoma City	W	2-1 (8)
4-23	Oklahoma City	T	0-0
4-24	Missouri State	W	4-0
4-24	Missouri State	W	4-3 (10)
4-27	MISSISSIPPI STATE*	W	1-0
4-27	MISSISSIPPI STATE*	W	7-6
5-3	at KENTUCKY*	L	4-0
5-3	at KENTUCKY*	W	7-2

2003

14-20 | H: 6-10 | A: 2-10 | N: 2-0

Date	Opponent	W/L	Score
2-22	Akron	W	4-3
2-22	Akron	W	8-4
Desert Classic (St. George, Utah)			
2-28	vs Utah State	W	7-0
2-28	vs Utah State	W	9-0
3-8	at #20 ALABAMA*	L	7-1
3-8	at #20 ALABAMA*	L	4-3
3-12	OLE MISS*	L	3-2
3-12	OLE MISS*	W	4-1
3-16	at AUBURN*	L	2-0
3-16	at AUBURN*	L	3-2
3-18	at Georgia Tech	L	3-2
3-18	at Georgia Tech	W	3-2
3-22	FLORIDA*	L	2-1 (8)
3-22	FLORIDA*	W	2-1
3-25	#14 SOUTH CAROLINA*	L	5-2
3-25	#14 SOUTH CAROLINA*	L	6-1
3-29	#9 GEORGIA*	L	6-1
3-29	#9 GEORGIA*	L	11-0
4-1	Southern Miss	W	2-1 (9)
4-1	Southern MIss	L	7-6
4-3	at Tennessee Tech	W	2-1 (8)
4-3	at Tennessee Tech	W	7-1
4-5	at TENNESSEE*	L	1-0
4-5	at TENNESSEE*	L	9-2
4-16	at Kansas	W	5-1
4-16	at Kansas	L	1-0
4-18	at MISSISSIPPI STATE*	W	5-1
4-18	at MISSISSIPPI STATE*	L	3-2
4-22	at #11 LSU*	L	10-1
4-22	at #11 LSU*	W	6-5
4-26	KENTUCKY*	W	2-1
4-26	KENTUCKY*	L	4-0
4-29	Missouri State	L	7-0
4-29	Missouri State	L	5-4

2004

6-24 | H: 4-10 | A: 2-14 | N: 0-0

Date	Opponent	W/L	Score
2-28	Mississippi Valley State	W	4-0
2-28	Mississippi Valley State	L	8-4
3-6	#8 ALABAMA*	L	8-3
3-6	#8 ALABAMA*	L	4-2
3-14	AUBURN*	L	9-0
3-14	AUBURN*	L	3-0
3-16	at #15 SOUTH CAROLINA*	L	6-1
3-16	at #15 SOUTH CAROLINA*	L	2-1 (8)
3-20	at #17 FLORIDA*	L	3-1
3-20	at #17 FLORIDA*	L	7-2
3-24	Missouri State	W	6-5 (10)
3-24	Missouri State	W	2-0
3-25	Oklahoma City	L	1-0
3-25	Oklahoma City	L	5-1
3-27	at #5 GEORGIA*	L	8-0
3-27	at #5 GEORGIA*	L	5-2
4-3	#12 TENNESSEE*	L	7-3
4-3	#12 TENNESSEE*	W	6-3
4-6	#4 LSU*	L	7-0
4-6	#4 LSU*	L	8-0
4-14	at OLE MISS*	L	2-0
4-14	at OLE MISS*	W	1-0 (9)
4-17	MISSISSIPPI STATE*	L	2-0
4-17	MISSISSIPPI STATE*	L	8-0
4-21	Kansas	L	5-4 (10)
4-21	Kansas	L	1-0
4-24	KENTUCKY*	W	1-0 (8)
4-24	KENTUCKY*	L	8-5
4-29	at Wichita State	L	1-0
4-29	at Wichita State	L	3-0

2005

7-27 | H: 6-12 | A: 1-15 | N: 0-0

Date	Opponent	W/L	Score
3-2	at #12 Oklahoma	L	12-0
3-2	at #12 Oklahoma	L	8-0
3-8	SOUTH CAROLINA*	L	6-1
3-8	SOUTH CAROLINA*	L	3-0
3-12	at AUBURN*	L	4-0
3-12	at AUBURN*	L	10-1
3-16	Stephen F. Austin	L	9-5
3-16	Stephen F. Austin	L	7-6
3-19	#16 FLORIDA*	L	2-1 (8)
3-19	#16 FLORIDA*	L	9-0
3-23	Centenary	W	3-1
3-23	Centenary	W	6-5
3-25	#13 GEORGIA*	L	1-0
3-25	#13 GEORGIA*	L	10-0
4-3	at #4 TENNESSEE*	L	6-0
4-3	at #4 TENNESSEE*	L	2-1
4-6	LSU*	W	5-3
4-6	LSU*	L	8-3
4-13	at Missouri State	L	5-3
4-13	at Missouri State	W	4-0
4-16	at MISSISSIPPI STATE*	L	5-4
4-16	at MISSISSIPPI STATE*	L	1-0
4-19	Oklahoma City	L	1-0
4-19	Oklahoma City	W	7-4
4-23	KENTUCKY*	W	10-2
4-23	KENTUCKY*	W	4-0
4-26	at Kansas	L	7-2
4-26	at Kansas	L	6-5
5-3	OLE MISS*	L	2-1
5-3	OLE MISS*	L	4-1
5-7	at #9 ALABAMA*	L	4-0
5-7	at #9 ALABAMA*	L	8-1

2006

17-19 | H: 13-13 | A: 2-6 | N: 2-0

Date	Opponent	W/L	Score
3-3	Jacksonville State	W	2-1 (11)
3-3	Jacksonville State	W	6-2
3-4	Northwestern State	W	7-0
3-4	Northwestern State	W	3-1 (8)
3-5	Centenary	W	3-0
3-5	Centenary	W	1-0
3-11	at #12 GEORGIA*	L	6-1
3-11	at #12 GEORGIA*	L	6-3
3-16	Oklahoma City	L	7-6
3-16	Oklahoma City	W	7-0 (1)
3-18	#22 MISSISSIPPI STATE*	L	5-0
3-18	#22 MISSISSIPPI STATE*	L	5-2
3-21	at OLE MISS*	L	2-1
3-21	at OLE MISS*	W	4-3
3-25	at FLORIDA*	L	9-8
3-25	at FLORIDA*	W	5-1
4-1	#5 TENNESSEE*	L	5-0
4-1	#5 TENNESSEE*	L	8-1
4-5	Kansas	L	2-1
4-5	Kansas	L	1-0
4-9	at SOUTH CAROLINA*	L	3-0
4-9	at SOUTH CAROLINA*	L	1-0
4-11	Missouri State	W	5-1
4-11	Missouri State	W	1-0
4-15	at KENTUCKY*	W	2-1
4-15	at KENTUCKY*	W	2-0
4-19	vs ULM (Sherwood, Ark.)	W	3-2
4-19	vs ULM (Sherwood, Ark.)	W	4-3
4-22	#18 AUBURN*	L	5-4
4-22	#18 AUBURN*	W	2-0
4-26	#11 LSU*	L	4-3
4-26	#11 LSU*	W	3-2 (9)
5-1	#23 Oklahoma	L	5-4
5-1	#23 Oklahoma	L	5-0
5-5	#4 ALABAMA*	L	7-2
5-5	#4 ALABAMA*	L	7-0

2007

8-20 | H: 3-9 | A: 3-11 | N:2-0

Date	Opponent	W/L	Score
2-28	at #6 Oklahoma	L	14-0 (5)
2-28	at #6 Oklahoma	L	10-2 (5)
3-10	SOUTH CAROLINA*	L	1-0
3-10	SOUTH CAROLINA*	W	7-0
3-14	Western Illinois	L	3-1
3-14	Western Illinois	L	2-1
3-21	at #2 ALABAMA*	L	9-0 (5)
3-21	at #2 ALABAMA*	L	5-2
3-24	at #1 TENNESSEE*	L	4-0
3-24	at #1 TENNESSEE*	L	1-0
3-27	AUBURN*	L	3-1
3-27	AUBURN*	L	2-1
3-31	KENTUCKY*	W	14-8
3-31	KENTUCKY*	W	5-2
4-3	at Kansas	L	4-2
4-3	at Kansas	W	6-1
4-6	at #23 FLORIDA*	L	4-0
4-6	at #23 FLORIDA*	L	5-0
4-14	at OLE MISS*	W	7-0
4-14	at OLE MISS*	L	1-0
4-18	Louisiana Tech (Sherwood, Ark.)	W	1-0
4-18	Louisiana Tech (Sherwood, Ark.)	W	5-4
4-21	#6 LSU*	L	5-0
4-21	#6 LSU*	L	7-0
4-28	GEORGIA*	L	5-0
4-28	GEORGIA*	L	7-2
5-4	at MISSISSIPPI STATE*	L	3-1
5-4	at MISSISSIPPI STATE*	W	11-8

2008

19-17 | H: 10-12 | A: 4-4 | N: 5-1

Date	Opponent	W/L	Score
Century Bank Classic (Texarkana, Ark.)			
2-8	vs UAB	W	6-5 (8)
2-8	vs UAB	L	4-2
2-9	vs Oklahoma State	W	4-3
2-9	vs Oklahoma State	W	3-2 (9)
2-10	vs Centenary	W	13-1 (6)
2-10	vs Centenary	W	9-1 (5)
3-8	at SOUTH CAROLINA*	L	5-4
3-8	at SOUTH CAROLINA*	W	3-2
3-12	Indiana State	W	12-2 (5)
3-12	Indiana State	W	4-1
3-14	#4 FLORIDA*	L	1-0
3-14	#4 FLORIDA*	L	3-1
3-18	at AUBURN*	L	9-6
3-18	at AUBURN*	L	5-3
3-21	#8 TENNESSEE*	W	5-2
3-21	#8 TENNESSEE*	L	11-2
3-29	at #15 GEORGIA*	L	3-1
3-29	at #15 GEORGIA*	L	13-1
4-2	ULM	W	3-0

4-2	ULM	W	6-0
4-5	Texas A&M-Corpus Christi	W	8-1
4-5	Texas A&M-Corpus Christi	W	5-1
4-7	#11 Oklahoma	W	3-2
4-7	#11 Oklahoma	L	3-2 (8)
4-12	at KENTUCKY*	W	6-5 (9)
4-12	at KENTUCKY*	W	3-0
4-17	#1 ALABAMA*	L	4-0
4-17	#1 ALABAMA*	L	3-0
4-19	OLE MISS*	W	3-2
4-19	OLE MISS*	L	8-0 (5)
4-26	#15 LSU*	L	4-0
4-26	#15 LSU*	L	8-6 (8)
4-29	at Missouri State	L	5-2
4-29	at Missouri State	W	9-1 (5)
5-3	#23 MISSISSIPPI STATE*	W	3-1
5-3	#23 MISSISSIPPI STATE*	L	9-1

2009

9-11 | H: 7-3 | A: 2-8 | N: 0-0

Date	Opponent	W/L	Score
3-11	SOUTH CAROLINA*	W	4-0
3-11	SOUTH CAROLINA*	W	7-0
3-17	at MISSISSIPPI STATE*	W	8-3
3-17	at MISSISSIPPI STATE*	W	5-1
3-21	KENTUCKY*	L	11-4
3-21	KENTUCKY*	W	8-5
3-28	at OLE MISS*	L	5-4
3-28	at OLE MISS*	L	3-2
4-4	AUBURN*	L	4-3
4-4	AUBURN*	W	4-2
4-10	LSU*	W	8-7
4-10	LSU*	L	10-4
4-18	at #6 ALABAMA*	L	9-1
4-18	at #6 ALABAMA*	L	7-1
4-25	at #1 FLORIDA*	L	11-0
4-25	at #1 FLORIDA*	L	11-0
4-29	Kansas City	W	7-1
4-29	Kansas City	W	16-1
5-3	#9 GEORGIA*	L	8-0
5-3	#9 GEORGIA*	L	8-2

2010

9-13 | H: 4-6 | A: 5-7 | N: 0-0

Date	Opponent	W/L	Score
3-17	at SOUTH CAROLINA*	W	8-5
3-17	at SOUTH CAROLINA*	W	3-2
3-20	at KENTUCKY*	L	5-0
3-20	at KENTUCKY*	L	4-1
3-27	MISSISSIPPI STATE*	W	7-2
3-27	MISSISSIPPI STATE*	W	11-6
3-31	at Tulsa	L	13-2 (5)
3-31	at Tulsa	W	3-1
4-2	at #8 GEORGIA*	W	3-2 (8)
4-2	at #8 GEORGIA*	W	10-5
4-10	#4 FLORIDA*	L	9-5
4-10	#4 FLORIDA*	L	12-3 (5)
4-14	#16 TENNESSEE*	L	3-1
4-14	#16 TENNESSEE*	L	5-3
4-17	at #15 LSU*	L	4-2
4-17	at #15 LSU*	L	3-2 (10)
4-24	#5 ALABAMA*	L	6-1
4-24	#5 ALABAMA*	L	16-8 (6)
5-1	OLE MISS*	W	5-0
5-1	OLE MISS*	W	9-0 (5)
5-8	at AUBURN*	L	4-3
5-8	at AUBURN*	L	3-2

2011

2-4 | H: 1-3 | A: 1-1 | N: 0-0

Date	Opponent	W/L	Score
3-16	#21 KENTUCKY*	L	4 -0
3-16	#21 KENTUCKY*	L	7-2 (11)
3-23	at OLE MISS*	L	4 -3
3-23	at OLE MISS*	W	7-6
4-16	SOUTH CAROLINA*	L	7-3
4-16	SOUTH CAROLINA*	W	2-1 (9)

2012

4-6 | H: 2-4 | A: 2-2 | N: 0-0

Date	Opponent	W/L	Score
3-7	OLE MISS*	L	13-0 (5)
3-7	OLE MISS*	L	7-6
4-6	MISSISSIPPI STATE*	L	2-1
4-6	MISSISSIPPI STATE*	L	7-2
4-11	at KENTUCKY*	L	9-7 (8)
4-11	at KENTUCKY*	W	7-3
4-14	UT-Martin	W	6-4
4-14	UT-Martin	W	4-2
5-5	at #11 GEORGIA*	L	3-2
5-5	at #11 GEORGIA*	W	2-1

2013

5-3 | H: 2-0 | A: 2-2 | N: 1-1

Date	Opponent	W/L	Score
2-13	at Jackson State	W	8-2
2-13	at Jackson State	W	8-0 (5)
Unconquered Invitational (Tallahassee, Fla.)			
2-16	vs Tulsa	L	3-1
2-16	vs Tulsa	W	14-3 (5)
3-22	at #3 FLORIDA*	L	8-0 (6)
3-22	at #3 FLORIDA*	L	5-2
3-30	GEORGIA*	W	5-3
3-30	GEORGIA*	W	8-1

2014

1-5 | H: 0-2 | A: 1-3 | N: 0-0

Date	Opponent	W/L	Score
3-25	at Jackson State	W	7-4
3-25	at Jackson State	L	3-1
3-29	#17 TEXAS A&M*	L	8-7
3-29	#17 TEXAS A&M*	L	9-8
4-5	at #4 ALABAMA*	L	12-1 (5)
4-5	at #4 ALABAMA*	L	4-3

2015

1-3 | H: 1-1 | A: 0-2 | N: 0-0

Date	Opponent	W/L	Score
3-21	at #8 GEORGIA*	L	12-4 (6)
3-21	at #8 GEORGIA*	L	9-1 (5)
4-29	Southeast Missouri	W	13-5 (5)
4-29	Southeast Missouri	L	4-3 (8)

2016

2-2 | H: 0-0 | A: 2-2 | N: 0-0

Date	Opponent	W/L	Score
3-12	at #16 TENNESSEE*	L	10-2 (5)
3-12	at #16 TENNESSEE*	L	3-1
4-6	at Southeast Missouri	W	7-4
4-6	at Southeast Missouri	W	4-3

2017

3-5 | H: 2-0 | A: 1-5 | N: 0-0

Date	Opponent	W/L	Score
3-7	Kansas City	W	10-0 (5)
3-7	Kansas City	W	13-1 (5)
3-12	at #9 ALABAMA*	L	4-3 (9)
3-12	at #9 ALABAMA*	L	5-0
3-25	at #17 KENTUCKY*	L	7-5
3-25	at #17 KENTUCKY*	L	2-0
4-29	at Notre Dame	W	13-2 (5)
4-29	at Notre Dame	L	6-5

2018

6-4 | H: 2-0 | A: 4-2 | N: 0-0

Date	Opponent	W/L	Score
3-12	at #11 GEORGIA*	L	1-0
3-12	at #11 GEORGIA*	L	5-4
3-20	UT Arlington	W	6-0
3-20	UT Arlington	W	10-6
4-8	at #11 SOUTH CAROLINA*	W	4-0
4-8	at #11 SOUTH CAROLINA*	L	6-2
4-10	at Saint Louis	W	7-0
4-10	at Saint Louis	W	5-0
4-21	at #11 AUBURN*	W	4-2
4-21	at #11 AUBURN*	L	4-2

2019

8-2 | H: 7-1 | A: 1-1 | N: 0-0

Date	Opponent	W/L	Score
2-21	Southeast Missouri	W	7-1
2-21	Southeast Missouri	L	6-1
3-2	Boston U	W	4-2
3-2	Boston U	W	12-7
3-26	at UT Arlington	W	4-1
3-26	at UT Arlington	L	7-4
4-10	Wichita State	W	9-1 (6)
4-10	Wichita State	W	4-3
4-14	Furman	W	11-0 (5)
4-14	Furman	W	9-1 (5)

2020

2-0 | H: 2-0 | A: 0-0 | N: 0-0

Date	Opponent	W/L	Score
3-10	Kansas	W	3-2
3-10	Kansas	W	1-0

2021

6-0 | H: 4-0 | A: 2-0 | N: 0-0

Date	Opponent	W/L	Score
2-22	at UT Arlington	W	10-6
2-22	at UT Arlington	W	4-3
Razorback Invitational (Fayetteville, Ark.)			
2-25	North Dakota State	W	9-0 (6)
2-25	North Dakota State	W	5-0
Wooo Pig Classic (Fayetteville, Ark.)			
3-4	Drake	W	6-3
3-4	Drake	W	6-4

2022

2-0 | H: 2-0 | A: 0-0 | N: 0-0

Date	Opponent	W/L	Score
4-12	SEMO	W	9-1 (5)
4-12	SEMO	W	14-0 (5)

2023

3-1 | H: 2-1 | A: 2-0 | N: 0-0

Date	Opponent	W/L	Score
Razorback Invitational (Fayetteville, Ark.)			
2-23	#19 Arizona	W	3-2
2-23	#19 Arizona	L	5-2
4-22	at #20 KENTUCKY*	W	8-1
4-22	at #20 KENTUCKY*	W	14-6 (5)

2024

3-1 | H: 1-1 | A: 2-0 | N: 0-0

Date	Opponent	W/L	Score
3-16	at Auburn*	W	6-1
3-16	at Auburn*	W	5-1
5-3	Ole Miss*	L	6-0
5-3	Ole Miss*	W	12-2 (5)

2025

2-2 | H: 2-2 | A: 0-0 | N: 0-0

Date	Opponent	W/L	Score
3-15	#1 Oklahoma*	L	7-0
3-15	#1 Oklahoma*	L	6-4
4-18	Colorado State*	W	14-1 (5)
4-18	Colorado State*	W	8-0 (5)

Overall Record	Neutral Site Record	Most Wins in a Season	vs. No. 1	Longest Game
134-363	14-45	15 (2022, 2025)	4-18	12 inn. (vs. South Carolina, 2000)
Home Record	**Longest Winning Streak**	**Most Losses in a Season**	**vs. Top 5**	**Shortest Game**
70-156	12 (1999)	19 (2-19, 2011)	19-110	5 inn. (49 Times)
Away Record	**Longest Losing Streak**	**Highest Ranked Win**	**vs. Top 10**	**No. 1 Wins**
49-159	10 (2005)	No. 1 (Four Times)	39-196	UCLA (2011), Cal (2012), Texas A&M (2x, 2025)

1997

0-4 | H: 0-0 | A: 0-4 | N: 0-0

Date	Opponent	W/L	Score
3-17	at #2 Fresno State	L	8-0
3-17	at #2 Fresno State	L	8-0
3-18	at #19 Pacific	L	2-1
3-17	at #19 Pacific	L	6-2

1998

0-6 | H: 0-0 | A: 0-4 | N: 0-2

Date	Opponent	W/L	Score
3-19	vs #15 California	L	7-0
3-20	vs #7 Hawai'i	L	3-0
4-17	at #11 LSU*	L	1-0
4-17	at #11 LSU*	L	1-0
4-19	at #11 LSU*	L	3-2
4-19	at #11 LSU*	L	8-0

1999

2-4 | H: 2-0 | A: 0-0 | N: 0-4

Date	Opponent	W/L	Score
2-26	vs #12 Oregon State	L	10-1
3-12	vs #6 Arizona State	L	5-0
4-16	#11 SOUTH CAROLINA*	W	1-0
4-16	#11 SOUTH CAROLINA*	W	1-0
5-14	vs #7 LSU	L	10-0
5-16	vs #7 LSU	L	4-3 (10)

2000

7-17 | H: 5-3 | A: 0-6 | N: 2-8

Date	Opponent	W/L	Score
2-11	vs #5 Southern Miss.	L	7-0
2-13	vs #8 Oklahoma	L	5-3
2-18	vs #3 Fresno State	L	1-0
2-18	vs #15 Long Beach St.	L	2-1
2-19	vs #21 Stanford	L	8-2
2-23	at #8 Oklahoma	L	3-0
2-23	at #8 Oklahoma	L	6-3
3-25	#24 FLORIDA*	W	2-1
3-25	#24 FLORIDA*	W	8-7
3-31	#19 MISSISSIPPI STATE*	W	2-1
3-31	#19 MISSISSIPPI STATE*	L	1-0
4-1	#19 MISSISSIPPI STATE*	L	4-3
4-1	#19 MISSISSIPPI STATE*	L	4-0
4-15	at #19 SOUTH CAROLINA*	W	4-0
4-15	at #19 SOUTH CAROLINA*	W	4-3 (12)
4-21	at #7 LSU*	L	3-1
4-21	at #7 LSU*	L	7-0
4-22	at #7 LSU*	L	3-1
4-22	at #7 LSU*	L	9-0
5-11	vs #22 Mississippi State	W	2-1
5-12	vs #7 LSU	L	2-0
5-13	vs #25 South Carolina	W	3-1
5-14	vs #25 South Carolina	L	2-1
5-19	vs #13 Oregon State	L	4-1

2001

2-11 | H: 2-5 | A: 0-3 | N: 0-3

Date	Opponent	W/L	Score
2-10	vs #2 Oklahoma	L	8-1
2-20	#2 Oklahoma	L	2-0
2-20	#2 Oklahoma	L	3-2
2-24	#14 Notre Dame	L	4-3
2-25	#14 Notre Dame	W	2-0
3-10	#18 SOUTH CAROLINA*	L	2-1
3-10	#18 SOUTH CAROLINA*	L	1-0
3-11	#18 SOUTH CAROLINA*	W	4-0
3-17	at #4 ALABAMA*	L	1-0
3-17	at #4 ALABAMA*	L	4-0
3-18	at #4 ALABAMA*	L	3-0
5-10	vs #7 Alabama	L	2-0
5-12	vs #22 South Carolina	L	1-0 (9)

2002

2-13 | H: 1-5 | A: 1-5 | N: 0-3

Date	Opponent	W/L	Score
3-9	at #24 SOUTH CAROLINA*	L	4-1
3-9	at #24 SOUTH CAROLINA*	W	5-2
3-10	at #24 SOUTH CAROLINA*	L	4-0
3-16	#17 ALABAMA*	W	2-0
3-16	#17 ALABAMA*	L	5-4
3-17	#17 ALABAMA*	L	4-1
4-2	#5 LSU*	L	3-0
4-2	#5 LSU*	L	4-0
4-3	#5 LSU*	L	5-0
4-6	at #23 GEORGIA*	L	3-2
4-6	at #23 GEORGIA*	L	4-3
4-7	at #23 GEORGIA*	L	3-1
5-9	vs #18 Alabama	L	2-1
5-16	vs #23 Texas A&M	L	6-2
5-17	vs #8 Texas	L	6-2

2003

1-13 | H: 0-6 | A: 1-6 | N: 0-1

Date	Opponent	W/L	Score
2-14	vs #6 Washington	L	12-3
2-16	at #2 Arizona	L	9-1
3-8	at #20 ALABAMA*	L	7-1
3-8	at #20 ALABAMA*	L	4-3
3-9	at #20 ALABAMA*	L	5-0
3-25	#14 SOUTH CAROLINA*	L	5-2
3-25	#14 SOUTH CAROLINA*	L	6-1
3-26	#14 SOUTH CAROLINA*	L	5-1
3-29	#9 GEORGIA*	L	6-1
3-29	#9 GEORGIA*	L	11-0
3-30	#9 GEORGIA*	L	4-0
4-22	at #11 LSU*	L	10-1
4-22	at #11 LSU*	W	6-5
4-23	at #11 LSU*	L	8-0

2004

2-16 | H: 1-8 | A: 1-8 | N: 0-0

Date	Opponent	W/L	Score
3-6	#8 ALABAMA*	L	8-3
3-6	#8 ALABAMA*	L	4-2
3-7	#8 ALABAMA*	L	7-1
3-16	at #15 SOUTH CAROLINA*	L	6-1
3-16	at #15 SOUTH CAROLINA*	L	2-1 (8)
3-17	at #15 SOUTH CAROLINA*	L	6-5
3-20	at #17 FLORIDA*	L	3-1
3-20	at #17 FLORIDA*	L	7-2
3-21	at #17 FLORIDA*	W	5-4 (11)
3-27	at #5 GEORGIA*	L	8-0
3-27	at #5 GEORGIA*	L	5-2
3-28	at #5 GEORGIA*	L	2-1
4-3	#12 TENNESSEE*	L	7-3
4-3	#12 TENNESSEE*	W	6-3
4-4	#12 TENNESSEE*	L	6-0
4-6	#4 LSU*	L	7-0
4-6	#4 LSU*	L	8-0
4-7	#4 LSU*	L	10-1

2005

0-13| H: 0-6 | A: 0-7 | N: 0-0

Date	Opponent	W/L	Score
3-2	at #12 Oklahoma	L	12-0
3-2	at #12 Oklahoma	L	8-0
3-19	#16 FLORIDA*	L	2-1 (8)
3-19	#16 FLORIDA*	L	9-0
3-20	#16 FLORIDA*	L	8-0
3-25	#13 GEORGIA*	L	1-0
3-25	#13 GEORGIA*	L	10-0
3-26	#13 GEORGIA*	L	10-4
4-3	at #4 TENNESSEE*	L	6-0
4-3	at #4 TENNESSEE*	L	2-1
5-6	at #9 ALABAMA*	L	4-0
5-7	at #9 ALABAMA*	L	4-0
5-7	at #9 ALABAMA*	L	8-1

2006

6-18| H: 4-12 | A: 1-3 | N: 1-3

Date	Opponent	W/L	Score
2-10	vs #10 Georgia	L	7-6 (9)
2-11	vs #24 Iowa	W	1-0
2-12	vs #24 Iowa	L	5-1
3-11	at #12 GEORGIA*	L	6-1
3-11	at #12 GEORGIA*	L	6-3
3-12	at #12 GEORGIA*	W	1-0
3-18	#22 MISSISSIPPI STATE*	L	5-0
3-18	#22 MISSISSIPPI STATE*	L	5-2
3-19	#22 MISSISSIPPI STATE*	W	4-2
4-1	#5 TENNESSEE*	L	5-0
4-1	#5 TENNESSEE*	L	8-1
4-2	#5 TENNESSEE*	L	6-0
4-22	#18 AUBURN*	L	5-4
4-22	#18 AUBURN*	W	2-0
4-23	#18 AUBURN*	L	2-1
4-25	#11 LSU*	W	3-2
4-26	#11 LSU*	L	4-3
4-26	#11 LSU*	W	3-2 (9)
5-1	#23 Oklahoma	L	5-4
5-1	#23 Oklahoma	L	5-0
5-5	#4 ALABAMA*	L	7-2
5-5	#4 ALABAMA*	L	7-0
5-6	#4 ALABAMA*	L	9-2
5-11	at #8 Georgia	L	2-0

2007

2-15| H: 0-4 | A: 2-11 | N: 0-0

Date	Opponent	W/L	Score
2-9	at #22 USF	W	6-5
2-10	at #22 USF	L	2-1
2-11	Virginia	L	4-1
2-16	at #3 Texas A&M	L	4-1
2-17	at #3 Texas A&M	L	11-0 (5)
2-28	at #6 Oklahoma	L	14-0 (5)
2-28	at #6 Oklahoma	L	10-2 (5)
3-21	at #2 ALABAMA*	L	9-0 (5)
3-21	at #2 ALABAMA*	L	5-2
3-24	at #1 TENNESSEE*	L	4-0
3-24	at #1 TENNESSEE*	L	1-0
3-25	at #1 TENNESSEE*	L	5-0
4-6	at #23 FLORIDA*	L	4-0
4-6	at #23 FLORIDA*	L	5-0
4-7	at #23 FLORIDA*	W	1-0
4-21	#6 LSU*	L	5-0
4-21	#6 LSU*	L	7-0
4-22	#6 LSU*	L	3-1

2008

4-17| H: 4-12 | A: 0-5 | N: 0-0

Date	Opponent	W/L	Score
3-1	at #2 Arizona State	L	6-5 (8)
3-14	#4 FLORIDA*	L	1-0
3-14	#4 FLORIDA*	L	3-1
3-15	#4 FLORIDA*	L	7-2
3-21	#8 TENNESSEE*	W	5-2
3-21	#8 TENNESSEE*	L	11-2
3-22	#8 TENNESSEE*	L	4-2
3-29	at #15 GEORGIA*	L	3-1
3-29	at #15 GEORGIA*	L	13-1
3-30	at #15 GEORGIA*	L	3-1
4-7	#11 Oklahoma	W	3-2
4-7	#11 Oklahoma	L	3-2 (8)
4-17	#1 ALABAMA*	L	4-0
4-17	#1 ALABAMA*	L	3-0
4-26	#15 LSU*	L	4-0
4-26	#15 LSU*	L	8-6 (8)
4-27	#15 LSU*	L	4-0
5-3	#23 MISSISSIPPI STATE*	W	3-1
5-3	#23 MISSISSIPPI STATE*	L	9-1
5-4	#23 MISSISSIPPI STATE*	W	7-6
5-17	at #7 Oklahoma	L	6-5 (11)

2009

1-11 | H: 0-4 | A: 1-7 | N: 0-0

Date	Opponent	W/L	Score
3-25	#9 TENNESSEE*	L	9-0
4-8	at #13 Oklahoma	W	11-9
4-18	at #6 ALABAMA*	L	9-1
4-18	at #6 ALABAMA*	L	7-1
4-19	at #6 ALABAMA*	L	9-0
4-25	at #1 FLORIDA*	L	11-0
4-25	at #1 FLORIDA*	L	11-0
4-26	at #1 FLORIDA*	L	6-0
5-3	#9 GEORGIA*	L	8-0
5-3	#9 GEORGIA*	L	8-2
5-7	#5 Alabama	L	6-0
5-16	at #10 Oklahoma	L	21-2

2010

2-16 | H: 0-12 | A: 2-4 | N: 0-0

Date	Opponent	W/L	Score
2-27	vs #8 Georgia Tech	L	11-2 (5)
3-5	#19 Louisiana	L	5-2
3-24	#9 Oklahoma	L	6-1
4-2	at #8 GEORGIA*	W	3-2 (8)
4-2	at #8 GEORGIA*	W	10-5
4-3	at #8 GEORGIA*	L	4-0
4-10	#4 FLORIDA*	L	9-5
4-10	#4 FLORIDA*	L	12-3 (5)
4-11	#4 FLORIDA*	L	6-1
4-14	#16 TENNESSEE*	L	3-1
4-14	#16 TENNESSEE*	L	5-3
4-17	at #15 LSU*	L	4-2
4-17	at #15 LSU*	L	3-2 (10)
4-18	at #15 LSU*	L	3-2
4-24	#5 ALABAMA*	L	6-1
4-24	#5 ALABAMA*	L	16-8 (6)
4-25	#5 ALABAMA*	L	8-6
5-13	#5 Alabama	L	9-0 (5)

2011

2-19 | H: 1-5 | A: 0-11 | N: 1-3

Date	Opponent	W/L	Score
2-12	at #17 Louisiana	L	14-1
2-18	vs #1 UCLA	W	4-3
2-19	vs #14 Oregon	L	8-7 (8)
3-5	vs #5 Michigan	L	8-0 (5)
3-9	at #14 Missouri	L	12-0 (5)
3-11	#24 AUBURN*	L	5-1
3-12	#24 AUBURN*	L	9-1 (6)
3-13	#24 AUBURN*	L	2-0
3-16	#21 KENTUCKY*	L	4 -0
3-16	#21 KENTUCKY*	L	7-2 (11)
3-25	at #1 ALABAMA*	L	10-1 (5)
3-26	at #1 ALABAMA*	L	12-3 (5)
3-27	at #1 ALABAMA*	L	9-0 (5)
3-30	at #19 Oklahoma State	L	1-0 (8)
4-8	at #10 FLORIDA*	L	4 -0
4-9	at #10 FLORIDA*	L	8 -1
4-10	at #10 FLORIDA*	L	8-0 (5)
4-23	#3 GEORGIA*	W	2-1
4-29	at #6 TENNESSEE*	L	11-1
4-30	at #6 TENNESSEE*	L	8-0 (5)
5-1	at #6 TENNESSEE*	L	9-1 (5)

2012

5-12 | H: 3-10 | A: 2-2 | N: 0-0

Date	Opponent	W/L	Score
2-11	at #7 Baylor	W	5-1
3-14	#12 Missouri	L	4-0
3-16	#11 TENNESSEE*	L	8-0
3-17	#11 TENNESSEE*	W	4-1
3-18	#11 TENNESSEE*	L	2-0
3-23	#4 FLORIDA*	L	6-0
3-24	#4 FLORIDA*	L	3-2
3-25	#4 FLORIDA*	L	5-0
4-27	#4 ALABAMA*	L	13-6
4-28	#4 ALABAMA*	W	8-1
4-29	#4 ALABAMA*	L	5-1
5-5	at #11 GEORGIA*	L	3-2
5-5	at #11 GEORGIA*	W	2-1
5-6	at #11 GEORGIA*	L	7-1
5-19	#1 California	W	3-2
5-20	#1 California	L	10-2 (6)
5-21	#1 California	L	7-0

2013

4-15 | H: 1-2 | A: 3-7 | N: 0-3

Date	Opponent	W/L	Score
2-15	vs #25 Hofstra	L	8-1
2-15	at #21 Florida State	L	9-1 (5)
2-17	vs #25 Hofstra	L	6-4 (6)
3-15	at #5 TEXAS A&M*	L	3-1
3-16	at #5 TEXAS A&M*	L	7-3
3-17	at #5 TEXAS A&M*	L	9-1 (5)
3-22	at #3 FLORIDA*	L	8-0 (6)
3-22	at #3 FLORIDA*	L	5-2
3-23	at #3 FLORIDA*	L	1-0
4-5	#13 LSU*	L	8-2
4-6	#13 LSU*	W	4-3
4-7	#13 LSU*	L	5-4
4-12	at #8 MISSOURI*	L	9-0 (5)
4-13	at #8 MISSOURI*	W	4-1 (11)
4-14	at #8 MISSOURI*	W	11-10 (8)
4-26	at #2 TENNESSEE*	W	2-1
5-9	vs #8 Missouri	L	0-8 (5)
5-18	at #1 Oklahoma	L	5-10
5-19	at #1 Oklahoma	L	1-14 (5)

2014

2-18 | H: 1-10 | A: 1-4 | N: 0-2

Date	Opponent	W/L	Score
2-8	vs #3 Washington	L	6-1
2-9	vs #16 Baylor	L	5-0
3-12	at #20 Tulsa	L	6-1
3-14	#2 TENNESSEE*	L	9-2
3-15	#2 TENNESSEE*	W	5-4
3-15	#2 TENNESSEE*	L	8-0 (6)
3-29	#17 TEXAS A&M*	L	8-7
3-29	#17 TEXAS A&M*	L	9-8
3-30	#17 TEXAS A&M*	L	11-7 (8)
4-4	at #4 ALABAMA*	L	8-0 (6)
4-5	at #4 ALABAMA*	L	12-1 (5)
4-5	at #4 ALABAMA*	L	4-3
4-9	#15 Tulsa	L	4-1
4-18	at #8 KENTUCKY*	L	4-3
4-19	at #8 KENTUCKY*	L	7-5
4-20	at #8 KENTUCKY*	W	8-0 (6)
4-30	#12 Oklahoma	L	10-2 (5)
5-2	#7 FLORIDA*	L	8-3
5-3	#7 FLORIDA*	L	11-0
5-4	#7 FLORIDA*	L	5-1

2015

0-16 | H: 0-6 | A: 0-10 | N: 0-0

Date	Opponent	W/L	Score
3-6	at #5 LSU*	L	10-0 (5)
3-7	at #5 LSU*	L	6-0
3-8	at #5 LSU*	L	7-1
3-20	at #8 GEORGIA*	L	10-0 (5)
3-21	at #8 GEORGIA*	L	12-4 (6)
3-21	at #8 GEORGIA*	L	9-1 (5)
4-8	at #5 Oklahoma	L	10-1 (5)
4-17	#20 MISSOURI*	L	9-0 (5)
4-18	#20 MISSOURI*	L	11-1 (5)
4-19	#20 MISSOURI*	L	10-0 (6)
4-24	at #8 AUBURN*	L	9-1 (6)
4-25	at #8 AUBURN*	L	9-1 (5)
4-26	at #8 AUBURN*	L	10-2 (5)
5-1	#4 ALABAMA*	L	9-1
5-2	#4 ALABAMA*	L	14-2
5-3	#4 ALABAMA*	L	1-0

2016

1-19 | H: 0-10 | A: 0-9 | N: 1-0

Date	Opponent	W/L	Score
3-11	at #16 TENNESSEE*	L	18-4 (5)
3-12	at #16 TENNESSEE*	L	10-2 (5)
3-12	at #16 TENNESSEE*	L	3-1
3-19	vs #23 Nebraska	W	11-10
3-25	#15 KENTUCKY*	L	9-0 (5)
3-26	#15 KENTUCKY*	L	7-1
3-27	#15 KENTUCKY*	L	12-4
4-1	at #11 TEXAS A&M*	L	11-3 (6)
4-2	at #11 TEXAS A&M*	L	9-1 (5)
4-3	at #11 TEXAS A&M*	L	9-1 (5)
4-15	#3 AUBURN*	L	21-0 (5)
4-16	#3 AUBURN*	L	23-0 (5)
4-17	#3 AUBURN*	L	10-0 (5)
4-20	#9 Oklahoma	L	3-1
4-29	#12 LSU*	L	10-6
4-30	#12 LSU*	L	5-4
5-1	#12 LSU*	L	9-1 (6)
5-6	at #1 FLORIDA*	L	9-0 (5)
5-7	at #1 FLORIDA*	L	5-0
5-8	at #1 FLORIDA*	L	8-0 (5)

2017

5-17 | H: 3-6 | A: 2-9 | N: 0-2

Date	Opponent	W/L	Score
3-10	at #9 ALABAMA*	L	9-0 (5)
3-12	at #9 ALABAMA*	L	4-3 (9)
3-12	at #9 ALABAMA*	L	5-0
3-17	#14 TENNESSEE*	W	4-3
3-18	#14 TENNESSEE*	W	2-1
3-19	#14 TENNESSEE*	L	5-1
3-24	at #17 KENTUCKY*	L	2-1
3-25	at #17 KENTUCKY*	L	7-5
3-25	at #17 KENTUCKY*	L	2-0
3-31	#2 FLORIDA	L	6-1
4-1	#2 FLORIDA	L	8-0 (5)
4-2	#2 FLORIDA	L	6-1
4-5	at #11 Oklahoma	L	4-2
4-7	at #24 MISSOURI*	L	1-0
4-8	at #24 MISSOURI*	W	6-5
4-9	at #24 MISSOURI*	W	4-2
4-14	#5 TEXAS A&M*	L	3-0
4-15	#5 TEXAS A&M*	L	3-2
4-16	#5 TEXAS A&M*	W	4-3
5-10	vs #16 Alabama	L	4-1
5-19	vs #23 Tulsa	L	5-4
5-20	at #6 Oklahoma	L	5-3

2018

10-14 | H: 5-1 | A: 2-12 | N: 3-1

Date	Opponent	W/L	Score
2-17	vs #21 Utah	W	4-2
3-10	at #11 GEORGIA*	L	8-0 (5)
3-12	at #11 GEORGIA*	L	1-0
3-12	at #11 GEORGIA*	L	5-4
3-30	#20 MISSISSIPPI STATE*	W	3-2
3-31	#20 MISSISSIPPI STATE*	W	6-0
4-1	#20 MISSISSIPPI STATE*	W	8-2
4-6	at #11 SOUTH CAROLINA*	L	2-1
4-8	at #11 SOUTH CAROLINA*	W	4-0
4-8	at #11 SOUTH CAROLINA*	L	6-2
4-13	#15 ALABAMA*	L	6-5
4-14	#15 ALABAMA*	W	3-0
4-15	#15 ALABAMA*	W	6-3
4-20	at #11 AUBURN*	L	11-1 (5)
4-21	at #11 AUBURN*	W	4-2
4-21	at #11 AUBURN*	L	4-2
5-4	at #13 LSU*	L	2-1
5-5	at #13 LSU*	L	10-2 (5)
5-6	at #13 LSU*	L	5-0
5-9	vs #19 Kentucky	W	3-1
5-10	vs #8 Georgia	W	8-3
5-11	vs #12 South Carolina	L	3-1
5-25	at #4 Oklahoma	L	7-2
5-26	at #4 Oklahoma	L	9-0

2019

10-10 | H: 7-2 | A: 1-5 | N: 2-3

Date	Opponent	W/L	Score
2-14	vs #5 Washington	L	3-2
3-15	vs #16 SOUTH CAROLINA*	W	3-2
3-16	vs #16 SOUTH CAROLINA*	W	7-4
3-17	vs #16 SOUTH CAROLINA*	L	9-6
3-22	at #5 TENNESSEE*	L	6-4
3-23	at #5 TENNESSEE*	W	1-0
3-24	at #5 TENNESSEE*	L	5-2
3-29	#18 KENTUCKY*	W	1-0
3-30	#18 KENTUCKY*	L	16-2 (5)
3-31	#18 KENTUCKY*	W	3-2
4-5	at #8 FLORIDA*	L	3-0
4-6	at #8 FLORIDA*	L	8-0 (5)
4-7	at #8 FLORIDA*	L	3-1
4-18	#9 LSU*	W	8-5
4-19	#9 LSU*	W	11-1 (5)
4-20	#9 LSU*	L	3-1
5-3	#23 AUBURN*	W	1-0
5-4	#23 AUBURN*	W	7-1
5-5	#23 AUBURN*	W	5-2
5-9	vs #8 Georgia	L	4-1

2020

1-4 | H: 0-2 | A: 1-2 | N: 0-0

Date	Opponent	W/L	Score
2-27	#23 Baylor	L	3-2
2-29	#9 Florida State	L	2-1
3-6	at #9 ALABAMA*	W	1-0
3-7	at #9 ALABAMA*	L	10-2 (6)
3-8	at #9 ALABAMA*	L	L, 9-1 (6)

2021

10-7 | H: 1-4 | A: 8-1 | N: 1-2

Date	Opponent	W/L	Score
2-11	vs #11 Oklahoma State	L	12-11
2-21	vs #21 Baylor	W	7-2
3-12	at #20 SOUTH CAROLINA*	W	4-1
3-13	at #20 SOUTH CAROLINA*	W	7-5 (10)
3-14	at #20 SOUTH CAROLINA*	W	3-2
4-9	#4 ALABAMA*	L	5-3
4-10	#4 ALABAMA*	W	4-0
4-11	#4 ALABAMA*	L	2-0
4-16	at #20 GEORGIA*	W	10-3
4-17	at #20 GEORGIA*	W	5-2
4-18	at #20 GEORGIA*	W	5-2
5-1	at #16 LSU*	W	1-0
5-3	at #16 LSU*	L	2-1
5-3	at #16 LSU*	W	4-1
5-13	vs #19 Tennessee	L	1-0
5-28	#9 Arizona	L	10-4
5-29	#9 Arizona	L	4-1

2022

15-6 | H: 8-3 | A: 5-1 | N: 2-2

Date	Opponent	W/L	Score
2-11	vs. #11 Washington	L	8-0 (6)
2-12	vs. #11 Washington	L	10-5
3-18	at #10 TENNESSEE*	W	4-3
3-19	at #10 TENNESSEE*	W	9-6
3-20	at #10 TENNESSEE*	L	6-2
4-8	#21 AUBURN*	W	7-4
4-9	#21 AUBURN*	W	4-3
4-10	#12 AUBURN*	W	17-4 (5)
4-15	#15 KENTUCKY*	W	2-1
4-16	#15 KENTUCKY*	L	10-7
4-17	#15 KENTUCKY*	W	8-0 (6)
4-22	at #14 FLORIDA*	W	9-1 (6)
4-23	at #14 FLORIDA*	W	5-4
4-24	at #14 FLORIDA*	W	2-0
5-13	vs #14 Florida	W	4-1
5-14	vs. #16 Missouri	W	4-0
5-21	#24 Oregon	W	6-2
5-22	#24 Oregon	W	9-3
5-26	#18 Texas	W	7-1
5-27	#18 Texas	L	3-1
5-28	#18 Texas	L	3-0

2023

12-10 | H: 8-7 | A: 2-3 | N: 0-0

Date	Opponent	W/L	Score
2-17	#7 Florida State	L	9-6
2-17	#19 Duke	L	7-4
2-18	#22 Louisiana	W	7-6
2-23	#19 Arizona	W	3-2
2-23	#19 Arizona	L	5-2
2-24	#19 Arizona	W	2-1
3-18	at #13 ALABAMA*	L	2-0
3-19	at #13 ALABAMA*	W	5-3
3-20	at #13 ALABAMA*	W	2-1 (10)
3-24	#10 FLORIDA*	W	6-2
3-25	#10 FLORIDA*	L	11-4
3-26	#10 FLORIDA*	W	14-1 (5)
4-6	#10 GEORGIA*	L	4-3
4-7	#10 GEORGIA*	L	4-0
4-8	#10 GEORGIA*	W	4-3
4-22	at #20 KENTUCKY*	W	8-1
4-22	at #20 KENTUCKY*	W	14-6 (5)
4-23	at #20 KENTUCKY*	L	3-1
4-29	#3 TENNESSEE*	L	3-1
4-30	#3 TENNESSEE*	W	6-4
5-1	#3 TENNESSEE*	W	2-0
5-11	#13 Alabama	L	3-2 (9)

2024

11-8 | H: 5-4 | A: 6-3 | N: 0-1

Date	Opponent	W/L	Score
3-22	#20 MISSISSIPPI STATE*	L	6-3
3-23	#20 MISSISSIPPI STATE*	W	3-0
3-24	#20 MISSISSIPPI STATE*	L	15-7 (5)
3-30	at #3 GEORGIA*	W	3-2
3-31	at #3 GEORGIA*	L	8-2
4-1	at #3 GEORGIA*	W	8-2
4-5	#11 Missouri*	W	5-2
4-6	#11 Missouri*	L	12-3
4-7	#11 Missouri*	W	4-1
4-12	at #25 South Carolina*	W	4-3
4-13	at #25 South Carolina*	L	2-1
4-14	at #25 South Carolina*	W	3-0
4-19	#15 Alabama*	W	1-0 (9)
4-20	#15 Alabama*	L	5-1
4-21	#15 Alabama*	W	8-0 (5)
4-26	at #7 LSU*	W	2-1
4-27	at #7 LSU*	W	4-1
4-28	at #7 LSU*	L	1-0
5-9	vs. #13 Missouri	L	3-1

2025

15-14 | H: 7-7 | A: 7-5 | N: 1-2

Date	Opponent	W/L	Score
2-22	vs. No. 4 UCLA	L	9-1 (6)
3-7	at #25 Ole Miss*	L	9-1 (6)
3-8	at #25 Ole Miss*	L	9-3
3-9	at #25 Ole Miss*	W	20-3
3-15	#1 Oklahoma*	L	7-0
3-15	#1 Oklahoma*	L	6-4
3-16	#1 Oklahoma*	L	10-7
3-22	at #7 Tennessee*	W	6-3 (8)
3-23	at #7 Tennessee*	W	9-0
3-24	at #7 Tennessee*	L	3-2
4-4	at #3 Florida	W	4-1
4-5	at #3 Florida	L	10-7 (9)
4-6	at #3 Florida	W	9-5
4-11	#11 South Carolina*	W	10-2 (6)
4-12	#11 South Carolina*	L	5-4
4-13	#11 South Carolina*	W	5-4
4-25	at #1 Texas A&M*	W	7-5
4-26	at #1 Texas A&M*	W	7-4
4-27	at #1 Texas A&M*	L	2-0
5-1	#10 LSU*	W	12-9
5-2	#10 LSU*	L	13-2
5-3	#10 LSU*	W	6-0
5-8	vs. #4 Tennessee	W	6-1
5-9	vs. #2 Oklahoma	L	8-6
5-17	#23 Oklahoma State	W	6-5 (8)
5-18	#23 Oklahoma State	W	12-0 (6)
5-23	#17 Ole Miss	L	9-7
5-24	#17 Ole Miss	W	4-0
5-25	#17 Ole Miss	L	7-4

Poll Appearances	Highest Ranking	First Ranking	Longest Ranked Streak	Receiving Votes
103	No. 4 (Week 2, 2023)	NO. 4 (May 8, 2012)	71 Weeks (2020-Present)	36 Weeks

YEAR	PRESEASON	2	3	4	5	6	7	8	9	10	11	12	13	14	15	16	FINAL
1997	RV	-	-	-	-	-	-	-	-	-	-	-	-				-
1998	-	-	-	-	-	-	-	-	-	-	-	-	-				-
1999	-	RV	-	-	-	-	-	-	RV	-	-	-	-				-
2000	RV	-	-	RV	-	-	-	-	-	RV	-	-	-	-			-
2001	-	-	-	-	-	-	-	-	-	-	-	-	-	-			-
2002	-	-	-	-	-	-	-	-	-	-	-	-	-	-			-
2003	-	-	-	-	-	-	-	-	-	-	-	-	-	-			-
2004	-	-	-	-	-	-	-	-	-	-	-	-	-	-	-		-
2005	-	-	-	-	-	-	-	-	-	-	-	-	-	-	-		-
2006	-	-	-	-	-	-	-	-	-	-	-	-	-	-	-		-
2007	-	-	-	-	-	-	-	-	-	-	-	-	-	-	-		-
2008	-	-	-	-	-	-	-	-	-	-	-	-	-	-	-	-	-
2009	-	-	-	-	-	-	-	-	-	-	-	-	-	-	-	-	-
2010	-	-	-	-	-	-	-	-	-	-	-	-	-	-	-		-
2011	-	-	RV	-	-	-	-	-	-	-	-	-	-	-	-	-	-
2012	-	-	-	RV	RV	-	-	-	-	-	-	-	-	-	-	RV	RV
2013	-	-	-	-	-	-	-	-	-	-	RV	RV	RV	25	RV	RV	RV
2014	RV	-	-	-	-	RV	RV	-	-	-	-	-	-	-	-	-	-
2015	-	-	-	-	-	-	-	-	-	-	-	-	-	-	-	-	-
2016	-	-	-	-	-	-	-	-	-	-	-	-	-	-	-	-	-
2017	-	-	-	RV	RV	RV	24	23	25	24	24	24	24	RV	RV	RV	RV
2018	RV	RV	RV	RV	RV	RV	RV	23	20	19	16	16	16	18	15	16	16
2019	14	12	12	14	14	14	15	13	14	18	19	18	20	19	20	RV	RV
2020	24	24	23	22	20	20	19				*SEASON CANCELED DUE TO COVID*						19
2021	18	20	21	20	19	17	15	13	10	10	8	10	8	6	5	11	11
2022	8	10	10	11	12	12	10	10	10	7	7	7	5	4	4	9	9
2023	7	4	7	6	6	9	12	10	8	10	11	12	12	12	13	17	17
2024	16	15	15	15	18	20	18	20	19	17	16	15	15	16	16	18	18
2025	14	13	10	11	10	12	14	12	12	12	11	9	8	7	4	9	9

No.	Pitcher	Opponent	Date
16	Robyn Herron	at Tennessee	3/22/25
16	Mary Haff	Furman	4/13/19
16	Heather Schlihctman	Marshall	4/9/04
15	Heather Schlichtman	vs Wichita State	3/3/01
15	Heather Schlichtman	vs Auburn	3/13/04
15	Katy Henry	ULM	2/25/05
15	Katy Henry	vs UTSA	2/16/07
15	Kimmy Beasley	Auburn	5/3/13
15	Mary Haff	at Tennessee	3/23/19
14	Mary Haff	Maryland	3/11/22
14	Heather Schlichtman	vs Appalachian State	2/7/04
14	Heather Schlichtman	Mississippi Valley State	2/29/04
14	Heather Schlichtman	at Kentucky	4/24/04
14	Katy Henry	Kansas City	2/23/07
14	Robyn Herron	Drake	2/24/23
13	Rachel Talley	vs Virginia Tech	2/18/01
13	Heather Schlichtman	Oklahoma City	4/23/02
13	Katy Henry	Centenary	3/5/06
13	Chelsea Cohen	Saint Louis	2/24/13
13	Mary Haff	at Saint Louis	4/10/18
13	Mary Haff	vs Lipscomb	2/10/19
13	Autumn Storms	Southeast Missouri	2/21/19
12	Tammy Kincaid	Alabama	3/21/99
12	Rachel Talley	at Auburn	4/9/99
12	Heather Schlichtman	at FIU	3/2/01
12	Rachel Talley	vs FAU	3/3/01
12	Rachel Talley	vs Utah	2/16/02
12	Katy Henry	vs Virginia	2/9/07
12	Katy Henry	Creighton	2/24/08
12	Miranda Dixon	ULM	4/2/08
12	Hope McLemore	Louisiana Tech	3/13/10
12	Kim Jones	vs. Rhode Island	2/13/11
12	Kimmy Beasley	LSU	4/6/13
12	Kimmy Beasley	at Missouri	4/13/13
12	Mary Haff	vs Fordham	2/19/18
12	Mary Haff	Northern Colorado	3/2/18
12	Mary Haff	Dartmouth	3/3/18
12	Mary Haff	Omaha	2/28/19
12	Mary Haff	Boston U	3/2/19
12	Mary Haff	vs. UIC	2/15/20
12	Robyn Herron	Indiana	2/18/23
12	Chenise Delce	Arizona	2/23/23
12	Robyn Herron	Iowa State	3/2/23
12	Chenise Delce	UAB	4/14/23
11	Robyn Herron	ULM	2/16/25
11	Katy Henry	Northwestern State	3/4/06
11	Kimmy Beasley	LSU	4/7/13
11	Kimmy Beasley	Kentucky	4/19/13
11	Grace Moll	at Southeast Missouri	4/6/16
11	Autumn Storms	Boston U	3/2/19
11	Mary Haff	at Central Arkansas	3/9/21
11	Mary Haff	at Tennessee	3/18/22
11	Chenise Delce	North Texas	3/3/23
11	Robyn Herron	Illinois State	2/24/24
10	Katy Henry	at Ole Miss	3/21/06
10	Katy Henry	at Florida	3/25/06
10	Katy Henry	Kansas	4/5/06
10	Miranda Dixon	at Texas A&M	2/16/07
10	Katy Henry	Northern Iowa	3/3/07
10	Katy Henry	at Kansas	4/3/07
10	Miranda Dixon	at South Carolina	3/3/08
10	Katy Henry	ULM	4/2/08
10	Katy Henry	at Kentucky	4/12/08
10	Miranda Dixon	vs Cleveland State	3/7/09
10	Miranda Dixon	at Ole Miss	3/29/09
10	Hope McLemore	vs Iowa	2/12/10
10	Hope McLemore	Drake	3/6/10
10	Hope McLemore	at Georgia	4/2/10
10	Chelsea Cohen	ULM	2/22/13
10	Kimmy Beasley	Jacksonville State	3/2/13
10	Hope McLemore	Kentucky	4/20/13
10	Kimmy Beasley	Butler	2/13/14
10	Jenna Bloom	Kansas	3/10/20
10	Mary Haff	North Dakota State	2/25/21
10	Mary Haff	at South Carolina	3/12/21
10	Autumn Storms	Alabama	4/10/21
10	Chenise Delce	Louisville	2/28/22
10	Chenise Delce	Missouri State	3/3/22
10	Chenise Delce	Kennesaw State	3/5/22
10	Chenise Delce	UCA	3/6/23
10	Mary Haff	at Ole Miss	4/2/22
10	Robyn Herron	Texas A&M Commerce	4/18/23
10	Chenise Delce	Alabama	5/11/23
10	Robyn Herron	vs. Penn State	2/10/24
10	Robyn Herron	Northern Iowa	3/10/24
10	Morgan Leinstock	at Auburn	3/16/24
10	Reis Beuerlein	Illinois	2/28/25

Total by Pitcher

No.	Name	Years
16	Mary Haff	2018-22
14	Katy Henry	2005-08
10	Robyn Herron	2024-Present
8	Heather Schlichtman	2001-04
8	Chenise Delce	2022-2023
7	Kimmy Beasley	2012-14
5	Miranda Dixon	2007-10
5	Hope McLemore	2010-13
4	Rachel Talley	1999-02
3	Autumn Storms	2017-21
2	Chelsea Cohen	2010-13
1	Jenna Bloom	2020-22
1	Kim Jones	2008-11
1	Tammy Kincaid	1997-2000
1	Grace Moll	2014-17
1	Morgan Leinstock	2024
1	Reis Beuerlein	2025

No-Hitters

Pitchers	Opponent	Result	Date
Tammy Kincaid / Rachel Talley	CSUN	W, 1-0	2/20/00
Jennifer Bottoms	Ohio State	W, 2-0	3/4/00
Heather Schlichtman	Boston College	W, 4-0	2/16/02
Heather Schlichtman	Auburn	W, 4-0	3/23/02
Heather Schlichtman	UNLV	W, 1-0	2/21/04
Katy Henry	Centenary	W, 1-0	4/5/06
Kimmy Beasley	Savannah State	W, 10-0 (6)	3/19/13
Hope McLemore / Chelsea Cohen	Kentucky	W, 4-0	4/20/13
Grace Moll	Eastern Michigan	W, 13-0 (5)	2/21/14
Mary Haff	Northern Colorado	W, 9-0 (6)	3/2/18
Autumn Storms	Central Connecticut State	W, 7-0	3/3/18
Mary Haff	Texas Tech	W, 9-0 (5)	2/26/21
Mary Haff	Maryland	W, 6-0	3/11/22
Robyn Herron	Illinois State	W, 7-0	2/24/24
Robyn Herron	ULM	W, 10-0 (5)	2/16/25
Reis Beuerlein	Colorado State	W, 8-0 (5)	4/18/25
Payton Burnham	SLU	W, 10-0 (5)	5/16/25

Perfect Games

Pitchers	Opponent	Result	Date
Mary Haff	Maryland	W, 6-0	3/11/22
Robyn Herron	Illinois State	W, 7-0	2/24/24
Reis Beuerlein	Colorado State	W, 8-0 (5)	4/18/25

Rachel Talley / Tammy Kincaid, Feb. 20, 2000

Arkansas	ip	h	r	er	bb	so	ab	bf
Rachell Talley	2.2	0	0	0	2	4	8	12
Tammy Kincaid	4.1	0	0	0	1	0	15	17

- The University of Arkansas made program history as senior pitcher Tammy Kincaid and sophomore pitcher Rachel Talley teamed up to toss the first no-hitter in Razorback History in a 1-0 win over Cal State Northridge on Saturday at the Campbell/Cartier tournament. Talley started the contest throwing 2.2 innings and walking two of her 12 batters faced while striking out four before Kincaide took it the rest of the way throwing 4.1 innings and allowing just one walk while facing 17 batters. Defensively, Arkansas committed three errors in the victory.

Arkansas 1, Cal-State Northridge 0

CSUN BATTERS	AB	R	H	RBI	BB	SO	HBP
Creith, J. rf	2	0	0	0	2	0	0
Finnerty, M. cf	4	0	0	0	0	2	0
Lopez, V. 3b	2	0	0	0	0	1	0
Farnworth, S., p	3	0	0	0	0	1	0
Johnson, C. dh	3	0	0	0	0	0	0
Bal, U. ss	2	0	0	0	0	0	0
Pierce, E. 1b	3	0	0	0	0	0	0
Biorenstei, J. 2b	1	0	0	0	1	0	0
Moore, J. ph	1	0	0	0	0	0	0
Passafium, J. lf	2	0	0	0	0	0	0
Totals	**23**	**0**	**0**	**0**	**3**	**0**	**0**

Jennifer Bottoms, March 4, 2000

Arkansas	ip	h	r	er	bb	so	ab	bf
Jennifer Bottoms	7.0	0	0	0	1	6	20	22

- Arkansas pitcher Jennifer Bottoms threw the first solo no-hitter in program history as the Razorbacks defeated Ohio State 2-0 to improve to 3-0 at the FIU Golden Panther Invitational in Miami, Fla. Bottoms was magnificent, striking out six while carrying a perfect game into the seventh inning before Ohio State centerfielder Anna Smith drew a leadoff walk to become the Buckeyes lone baserunner in the contest. Bottoms faced just 22 batters in the victory.

Arkansas 2, Ohio State 0

OHIO STATE BATTERS	AB	R	H	RBI	BB	SO	HBP
Anna Smith cf	2	0	0	0	1	0	0
Holly English lf	2	0	0	0	0	2	0
Jennifer Link 2b	3	0	0	0	0	1	0
Stacy Roth C	3	0	0	0	0	0	0
Renae Weigel ss	2	0	0	0	0	1	0
Rogenna Hottinger rf	2	0	0	0	0	0	0
Kristine Himes 3b	2	0	0	0	0	0	0
Sarah West 1b	2	0	0	0	0	1	0
Chrissy Fowler dh	2	0	0	0	0	1	0
Totals	**20**	**0**	**0**	**0**	**1**	**6**	**0**

Heather Schlichtman, Feb. 16, 2002

Arkansas	ip	h	r	er	bb	so	ab	bf
Heather Schlichtman	7.0	0	0	0	1	5	22	23

- Heather Schlichtman recorded her first career no-hitter by striking out five and walking one in the Razorbacks' 4-0 win over Boston College on Feb. 16 in College Station, Texas while improving to 9-4 on the season. Arkansas posted one run in the top of the third inning, then added three more runs in the top of the sixth in the victory. Schlichtman allowed just two base runners, one who reached on an error and one who reached on a walk.

Arkansas 4, Boston College 0

BOSTON COLLEGE BATTERS	AB	R	H	RBI	BB	SO	HBP
J. Goodchild rf	3	0	0	0	0	0	0
E. Mackey lf	3	0	0	0	0	0	0
C. Blumfield ss	2	0	0	0	1	0	0
J. Asbury 2b	3	0	0	0	0	1	0
L. Field c	3	0	0	0	0	2	0
L. Fischer 3b	2	0	0	0	0	0	0
T. Malandris dh	2	0	0	0	0	1	0
L. Kamataris cf	1	0	0	0	0	0	0
S. Kellner ph	1	0	0	0	0	1	0
E. Meredith 1b	2	0	0	0	0	0	0
K. Ryan p	0	0	0	0	0	0	0
Totals	**22**	**0**	**0**	**0**	**1**	**5**	**0**

Heather Schlichtman, March 23, 2002

Arkansas	ip	h	r	er	bb	so	ab	bf
Heather Schlichtman	6.0	0	0	0	1	7	17	18

- Heather Schlichtman tossed her second career no-hitter and the fourth no-hitter in program history during the Razorbacks' 4-0 win over Auburn on Saturday afternoon at Lady'Back Yard. Schlichtman retired 20 of her 26 batters faced whike striking out five and walking three. She also became the first and only Razorback pitcher to date to toss multiple no-hitters in the same season.

Arkansas 4, Auburn 0

AUBURN BATTERS	AB	R	H	RBI	BB	SO	HBP
R. Hameed dh	3	0	0	0	0	1	0
S. Anderson lf	2	0	0	0	0	0	0
S. Dean ph	1	0	0	0	0	0	0
A. Moore cf	2	0	0	0	1	1	0
K. Angulo 1b	3	0	0	0	0	0	0
D. Zeigler c	3	0	0	0	0	2	0
K. Sutton 2b	1	0	0	0	1	0	1
J. Van Ooyen rf	2	0	0	0	1	1	0
M. Phillips 3b	2	0	0	0	0	0	1
L. Chitwood ss	1	0	0	0	0	0	0
Totals	**20**	**0**	**0**	**0**	**3**	**5**	**2**

Heather Schlichtman, Feb. 20, 2004

Arkansas	ip	h	r	er	bb	so	ab	bf
Heather Schlichtman	6.2	0	0	0	3	10	20	26

- In a game that started more than four hours later than slated due to weather conditions, Heather Schlichtman threw her third career no-hitter during a 1-0 win at UNLV. Schlichtman struck out eight while allowing just three walks in the victory. UNLV also reached base twice by way of Arkansas fielding errors. Arkansas manufactured its only run in the top of the fifth, taking advantage of a leadoff double by Rachel LeMaster. After moving to third on a sac bunt, LeMaster came home on a groundout to the shortstop by catcher Shana Easley for the game's only run.

Arkansas 1, UNLV 0

UNLV BATTERS	AB	R	H	RBI	BB	SO	HBP
Bryne lf	3	0	0	0	0	1	0
Freight rf	2	0	0	0	1	0	0
Sampson cf	2	0	0	0	1	1	0
Ellis 1b	3	0	0	0	0	1	0
McDonald dh	1	0	0	0	1	1	0
Jackson ph	1	0	0	0	0	0	0
Campbell ss	3	0	0	0	0	2	0
Glenn 3b	2	0	0	0	0	0	0
Bostwick 2b	2	0	0	0	0	1	0
Hillyer c	1	0	0	0	0	1	0
Godwin ph	1	0	0	0	0	0	0
Kerrigan p	0	0	0	0	0	0	0
Totals	**21**	**0**	**0**	**0**	**3**	**8**	**0**

Katy Henry, March 5, 2006 — **Arkansas 1, Centenary 0**

Arkansas	ip	h	r	er	bb	so	ab	bf
Katy Henry	7.0	0	0	0	1	13	22	23

- Sophomore pitcher Katy Henry threw a no-hitter as the University of Arkansas softball team defeated Centenary, 1-0, Sunday, March 5 in the final game of the Country Inn and Suites Arkansas Invitational. Henry (6-2) tallied a season-high 13 strikeouts while becoming just the second Razorback pitcher to throw a solo no hitter and first since Jennifer Bottoms on March 4, 2000.

CENTENARY BATTERS	AB	R	H	RBI	BB	SO	HBP
Doria ss	3	0	0	0	0	2	0
Flowers c	3	0	0	0	0	2	0
Rhodes rf	2	0	0	0	1	1	0
Hall dh	3	0	0	0	0	1	0
Mango 3b	3	0	0	0	0	1	0
McClain 2b	2	0	0	0	0	2	0
Broussard lf	2	0	0	0	0	1	0
Wiedeman cf	2	0	0	0	0	2	0
Davis 1b	1	0	0	0	0	1	0
Postles ph	1	0	0	0	0	0	0
Lail p	0	0	0	0	0	0	0
Totals	**22**	**0**	**0**	**0**	**1**	**13**	**0**

Kimmy Beasley, March 4, 2013 — **Arkansas 10, Savannah State 0 (6 inn.)**

Arkansas	ip	h	r	er	bb	so	ab	bf
Kimmy Beasley	6.0	0	0	0	1	7	17	18

- Sophomore Kimmy Beasley pitched a no-hitter and The University of Arkansas softball team shutout the Savannah State Lady Tigers, 10-0 in six innings on Tuesday in Savannah, Ga. Beasley went six innings and only allowed one walk in the game, while striking out seven. Savannah State came into the game hitting .328 as a team, that ranked 18th in the nation.

SAVANNAH ST. BATTERS	AB	R	H	RBI	BB	SO	HBP
Patton,M ss	2	0	0	0	0	0	0
Uhrman,M lf	2	0	0	0	0	2	0
Hallman,A 3b	2	0	0	0	0	0	0
Wright, T 1b	2	0	0	0	0	0	0
Hedderly,M p	1	0	0	0	1	0	0
Morgan,I rf	2	0	0	0	0	1	0
Taylor,T dh	2	0	0	0	0	1	0
Gayle,I 2b	2	0	0	0	0	2	0
Smith,A cf	2	0	0	0	0	1	0
White,R c	0	0	0	0	0	0	0
Totals	**17**	**0**	**0**	**0**	**1**	**7**	**0**

Hope McLemore / Chelsea Cohen, April 20, 2013 — **Arkansas 4, Kentucky 0**

Arkansas	ip	h	r	er	bb	so	ab	bf
Hope McLemore	6.1	0	0	0	3	10	20	26
Chelsea Cohen	0.2	0	0	0	0	1	2	2

- Hope McLemore and Chelsea Cohen combined for a no-hitter in the Arkansas women's softball team's 4-0 win over Kentucky at Bogle Park. McLemore, of Ringling, Okla., struck out 10 batters in 61/3 innings, and Cohen posted the final two outs with the bases loaded. The fifth no-hitter in program history was Arkansas' first against an SEC school and its second against a Power 5 opponent, following Jennifer Bottoms' 2-0 gem against Ohio State on March 4, 2000.

KENTUCKY BATTERS	AB	R	H	RBI	BB	SO	HBP
O'Brien rf	4	0	0	0	0	3	0
Joiner c	2	0	0	0	0	0	1
Cumbess 1b	3	0	0	0	0	1	0
Carroll lf	3	0	0	0	0	2	0
Sagermann,N. 3b	2	0	0	0	1	0	0
Smith, A. dh	1	0	0	0	0	1	0
Steed, M. ph	1	0	0	0	1	1	0
Smith, K. 2b	1	0	0	0	1	1	0
Gaines ph	0	0	0	0	0	0	1
Frazer pr	0	0	0	0	0	0	0
Stokes, C. ss	3	0	0	0	0	1	0
Samuel, S. cf	1	0	0	0	0	0	0
Nunley, K. p	1	0	0	0	0	1	0
Totals	**22**	**0**	**0**	**0**	**3**	**11**	**2**

Grace Moll, Feb. 21, 2014 — **Arkansas 13, Eastern Michigan 0 (5 inn.)**

Arkansas	ip	h	r	er	bb	so	ab	bf
Grace Moll	5.0	0	0	0	1	6	14	15

- Arkansas Freshman Grace Moll tossed the sixth no-hitter in program history during the Razorbacks' 13-0 thumping of Eastern Michigan on Friday in the opening game of the Florida Gulf Coast Tournament in Fort Myers, Fla.
- Moll struck out six batters during the five-inning triumph to become the first Razorback to throw a no-hitter since Hope McLemore and Chelsea Cohen used a combined effort to throw one in a 4-0 win vs. Kentucky on April 20, 2013.

EMU BATTERS	AB	R	H	RBI	BB	SO	HBP
Lucas 2b	2	0	0	0	0	0	0
Hosttetler cf	2	0	0	0	0	1	0
Stanton ss	2	0	0	0	0	0	0
Rich p	1	0	0	0	0	0	0
Wells p	0	0	0	0	0	0	0
Huntley p	1	0	0	0	0	1	0
Clark dh	1	0	0	0	0	1	0
Wyman 1b	2	0	0	0	0	1	0
Davidson 3b	0	0	0	0	1	0	0
Wagner c	1	0	0	0	0	0	0
Smith lf	1	0	0	0	0	1	0
Barnes rf	1	0	0	0	0	1	0
Totals	**14**	**0**	**0**	**0**	**1**	**6**	**0**

Mary Haff, March 2, 2018 — **Arkansas 9, Northern Colorado 0 (6)**

Arkansas	ip	h	r	er	bb	so	ab	bf
Mary Haff	6.0	0	0	0	4	12	17	21

- Capping the Razorbacks' second win of the day, freshman Mary Haff tallied the seventh no-hitter in program history in a 9-0, six-inning triumph over Northern Colorado. Haff matched her season high with 12 strikeouts.
- She struck out the first four hitters she faced and Northern Colorado didn't advance a runner to second base at any point in the game. In the fourth, Haff walked the lead-off hitter but after a fly out and strikeout, the lead-off runner was caught stealing.

UNC BATTERS	AB	R	H	RBI	BB	SO	HBP
Schmidt, M. rf	2	0	0	0	1	2	0
Young, M. ss	2	0	0	0	1	2	0
Garcia, K. lf	3	0	0	0	0	2	0
Paige, L. p/dh	2	0	0	0	0	2	0
Wiatrak, J. 3b	2	0	0	0	0	1	0
Taylor, S. 2b	1	0	0	0	1	0	0
Kudrna, K. cf	1	0	0	0	1	1	0
Johnson, R. 1b	2	0	0	0	0	1	0
Steiner, A. c	2	0	0	0	0	1	0
Totals	**17**	**0**	**0**	**0**	**4**	**12**	**0**

Autumn Storms, March 3, 2018 — **Arkansas 7, Central Connecticut State 0**

Arkansas	ip	h	r	er	bb	so	ab	bf
Autumn Storms	7.0	0	0	0	0	9	22	22

- Sophomore Autumn Storms put together a no-hitter Saturday evening in a 7-0 win over Central Connecticut State. Storms was in control throughout Saturday night's game and registered a career-high nine strikeouts en route to collecting her sixth win of the season. She struck out six through the first six innings and was perfect through six before giving up her first base runner of the day on an error. Storms remained steady and limited any damage to that one runner. A ground ball to third secured the eighth no-hitter in program history.

CENTRAL CONN. ST. BATTERS	AB	R	H	RBI	BB	SO	HBP
Camara, B. cf	3	0	0	0	0	1	0
Debrosse, L. ss	3	0	0	0	0	0	0
Ulmer K. pr	0	0	0	0	0	0	0
McNulla, B. c	3	0	0	0	0	3	0
Bolan, S. dh	3	0	0	0	0	2	0
Dadalski, K. rf	2	0	0	0	0	0	0
Constantin, T. 1b	2	0	0	0	0	1	0
Hathaway, G. 3b	2	0	0	0	0	1	0
Paterson, K. 2b	2	0	0	0	0	0	0
Cronin, E. lf	2	0	0	0	0	1	0
Totals	**22**	**0**	**0**	**0**	**0**	**9**	**0**

Mary Haff, Feb. 26, 2021 — **Arkansas 9, Texas Tech 0 (5 inn.)**

Arkansas	ip	h	r	er	bb	so	ab	bf
Mary Haff	5.0	0	0	0	0	6	16	16

- Redshirt junior pitcher Mary Haff threw her second career no-hitter and the offense tied a single-game school record hitting five home runs, as No. 24 Arkansas defeated Texas Tech, 9-0 (5 innings), in game one of a doubleheader at Bogle Park.
- Haff threw the first no-hitter by a Razorback since Autumn Storms in 2018 against Central Connecticut State and her first since 2018 against Northern Colorado. It was the ninth no-no in Hog history.

TEXAS TECH BATTERS	AB	R	H	RBI	BB	SO	HBP
Burton,H rf	2	0	0	0	0	1	0
Whaley,Y lf	2	0	0	0	0	0	0
Russell,B 3b	1	0	0	0	0	1	0
Orrick,A ph/3b	1	0	0	0	0	0	0
Jones,Z 1b	2	0	0	0	0	1	0
Bailey,E dh	2	0	0	0	0	0	0
Blythe,P cf	2	0	0	0	0	1	0
Leach,K c	2	0	0	0	0	1	0
Love,R ss	1	0	0	0	0	1	0
Barraza,A 2b	1	0	0	0	0	0	0
Totals	**16**	**0**	**0**	**0**	**0**	**6**	**0**

Mary Haff, March 11, 2022 *Perfect Game — **Arkansas 7, Maryland 0**

Arkansas	ip	h	r	er	bb	so	ab	bf
Mary Haff	7.0	0	0	0	0	14	21	21

- Senior Mary Haff made history Friday afternoon, tossing a seven inning, 14 strikeout perfect game in No. 11 Arkansas' 6-0 win over Maryland at Mauck Stadium. Haff's perfect game goes down as the first solo performance in program history.
- The Winter Haven, Fla., native's 14 strikeouts are a season-high for Arkansas. Haff recorded six-consecutive strikeouts in the fifth through seventh to anchor the defense. Finding herself with a full count in what would be the game's final out, Haff rifled a rise ball across home plate to pencil her name into the program record book.

MARYLAND BATTERS	AB	R	H	RBI	BB	SO	HBP
McFarland, J cf	3	0	0	0	0	2	0
Mikami, M lf	3	0	0	0	0	2	0
Butler, R ss	2	0	0	0	0	1	0
Lech, A ph	1	0	0	0	0	1	0
Okada, T 2b	2	0	0	0	0	0	0
Jones, M 3b	2	0	0	0	0	1	0
Kerr, R rf	2	0	0	0	0	2	0
Ellefson, H 1b/p	1	0	0	0	0	1	0
Liguori, T ph	1	0	0	0	0	1	0
Goff, K c	2	0	0	0	0	2	0
Wyche, C dh/p	1	0	0	0	0	1	0
Greico, M 1b/ph	1	0	0	0	0	0	0
Totals	**21**	**0**	**0**	**0**	**0**	**14**	**0**

Robyn Herron, Feb. 24, 2024 *Perfect Game — **Arkansas 7, Illinois State 0**

Arkansas	ip	h	r	er	bb	so	ab	bf
Robyn Herron	7.0	0	0	0	0	11	21	21

- Robyn Herron tossed her first career perfect game to ignite No. 14 Arkansas to a Saturday doubleheader sweep vs. Illinois State and Wichita State at Bogle Park. Herron's legendary performance guided the Hogs to a 7-0 win vs. Illinois State.
- The seven-inning, 11 strikeout performance by Herron is the second perfect game in program history. Former Hog Mary Haff threw a seven-inning, 14 strikeout game in a 5-0 win vs. Maryland in 2022.

ILLINOIS STATE BATTERS	AB	R	H	RBI	BB	SO	HBP
Bryant, D. 2b	3	0	0	0	0	2	0
Chval, K. cf/dh	1	0	0	0	0	1	0
Brown, P. dh/ph	2	0	0	0	0	1	0
Knight, A. 1b	3	0	0	0	0	1	0
Masching, A. lf	2	0	0	0	0	0	0
Hopkins, A. 3b	2	0	0	0	0	1	0
Larson, J. rf	1	0	0	0	0	0	0
Horton, A. ph/rf	1	0	0	0	0	1	0
Hicks, H. dh/cf	2	0	0	0	0	1	0
Boyer, E. ss	1	0	0	0	0	1	0
Bylak,M. ph	1	0	0	0	0	1	0
Bognar, B. c	2	0	0	0	0	1	0
Totals	**21**	**0**	**0**	**0**	**0**	**11**	**0**

Robyn Herron, Feb. 26, 2021 — **Arkansas 10, ULM 0 (5 inn.)**

Arkansas	ip	h	r	er	bb	so	ab	bf
Robyn Herron	5.0	0	0	0	2	11	16	18

- Robyn Herron struck out a season-high 11 batters during her no-hit performance against ULM to improve to 3-0 on the season. The southpaw struck out the side to open and end the game. Only three ULM batters reached base during the contest, two by way of walks in the second and fourth inning, respectively, in addition to a dropped third strike with two outs in the fourth.
- Herron's no-hitter was the second of her Arkansas career, joining Mary Haff (3) and Heather Schlichtman (3) as the only Hogs to toss multiple no-hitters.

ULM BATTERS	AB	R	H	RBI	BB	SO	HBP
Brooklin Lippert cf	2	0	0	0	0	2	0
Meagan Brown lf	2	0	0	0	0	2	0
Morgan Brown 2b	2	0	0	0	0	1	0
Maryssa Zenzen 1b	2	0	0	0	0	1	0
Elle Carter ss	2	0	0	0	0	0	0
Layla Thompson 3b	2	0	0	0	0	2	0
Reece Briggs dp	1	0	0	0	0	1	0
Kennan Nunamaker ph	1	0	0	0	0	1	0
Carys Platt rf	2	0	0	0	0	1	0
Totals	**16**	**0**	**0**	**0**	**2**	**11**	**0**

Reis Beuerlein, April 18, 2025 *Perfect Game — **Arkansas 10, Colorado State 0 (5 inn.)**

Arkansas	ip	h	r	er	bb	so	ab	bf
Reis Beuerlein	5.0	0	0	0	0	2	15	15

- Reis Beuerlein etched her name into the history books alongside Mary Haff (March 11, 2022, vs. Maryland) and Robyn Herron (Feb. 24, 2024, vs. Illinois State) as the only pitchers to throw perfect games in program history. The Cave Creek, Ariz. native struck out two batters while using just 46 pitches to retire all of the 15 batters she faced. The final out of Beuerlein's perfect game was highlighted by a diving catch from Arkansas second baseman Karlie Davison on a screaming line drive off the bat of Colorado State third baseman Kyra Smith.

COLORADO STATE BATTERS	AB	R	H	RBI	BB	SO	HBP
Kaylynn English ss	2	0	0	0	0	0	0
Morgan Coleman lf	2	0	0	0	0	1	0
Jailey Wilson 1b	2	0	0	0	0	1	0
Autumn Rutherford cf	2	0	0	0	0	0	0
Abby Edwards c	2	0	0	0	0	0	0
Kyra Smith 3b	2	0	0	0	0	0	0
Morgan Crosby dp	1	0	0	0	0	0	0
Clarissa Castillo rf	1	0	0	0	0	0	0
Jac Smith 2b	1	0	0	0	0	0	0
Giselle Bentley p	0	0	0	0	0	0	0
Totals	**15**	**0**	**0**	**0**	**0**	**2**	**0**

Payton Burnham, May 16, 2025 — **Arkansas 10, Saint Louis 0 (5 inn.)**

Arkansas	ip	h	r	er	bb	so	ab	bf
Payton Burnham	5.0	0	0	0	1	6	15	17

- Payton Burnham threw her first career no-hitter and the first-no-hitter in NCAA postseason play in Arkansas history during the Hogs' 10-0 (5 inn.) win over Saint Louis during day one of the NCAA Fayetteville Regional.
- Burnham used just 66 pitches to retire 15 of her 17 batters faced while striking out six and walking one during five innings of work. With the victory, Burnham improved to 14-2 on the season. The no-hitter was the Hogs' third of the season which set a program record.

SAINT LOUIS BATTERS	AB	R	H	RBI	BB	SO	HBP
Sullivan lf	2	0	0	0	0	2	0
Ulsas 2b	2	0	0	0	0	0	0
Mallo c	2	0	0	0	0	1	0
Kaniecki 1b	2	0	0	0	0	1	0
Johnson 3b	2	0	0	0	0	0	0
Rhine ss	1	0	0	0	0	0	1
Christ dp	2	0	0	0	0	1	0
All. Marietta rf	1	0	0	0	1	1	0
Duttlinger pr	0	0	0	0	0	0	0
Jany cf	1	0	0	0	0	0	0
Totals	**15**	**0**	**0**	**0**	**1**	**6**	**0**

4+ Hit Games

No.	Player	Opponent	Date
5	Danielle Gibson	Furman	4/13/19
5	Macy Burr	Texas Southern	2/25/11
5	Whitney Cloer	Kentucky	3/31/07
4	Atalyia Rijo	Oklahoma State	5/18/25
4	Atalyia Rijo	Oklahoma State	5/17/25
4	Ella McDowell	Florida	4/5/25
4	Reagan Johnson	Ohio	2/9/24
4	Reagan Johnson	Kentucky	4/22/23
4	Reagan Johnson	Iowa St.	3/2/23
4	KB Sides	Lehigh	3/11/22
4	Danielle Gibson	Alabama	3/6/20
4	Braxton Burnside	Furman	2/15/20
4	Sydney Parr	Nebraska	2/9/20
4	Hannah McEwen	LSU	4/19/19
4	Hannah McEwen	Nevada	3/1/19
4	Danielle Gibson	SIUE	3/23/19
4	Katie Warrick	Iowa St.	3/16/18
4	Stephanie Canfield	Florida A&M	2/24/17
4	Autumn Buczek	Central Mich.	2/21/16
4	Devon Wallace	Southeast Mo. St.	3/1/15
4	Stephanie Canfield	Virginia	2/21/15
4	Kasey Fagan	Butler	2/13/14
4	Sierra Bronkey	Saint Louis	2/24/13
4	Stephanie Canfield	Murray St.	2/23/13
4	Devon Wallace	Alabama	4/27/12
4	Katie Harrison	Belmont	2/10/12
4	Kayla Johnson	Mississippi St.	3/18/09
4	Jessica Bachkora	UAB	2/8/08
4	Miranda Dixon	ULM	3/4/07
4	Lauren Hendrix	vs. Houston	2/9/01
4	Dana Gulick	at Kentucky	4/24/98

Multi-HR Games

No.	Player	Opponent	Date
4	Danielle Gibson	SIUE	2/28/22
3	Rylin Hedgecock	Kentucky	3/3/23
2	Bri Ellis	Texas A&M	4/26/25
2	Bri Ellis	Oklahoma	3/16/25
2	Bri Ellis	Southern Miss	2/15/25
2	Courtney Day	Bradley	2/8/25
2	Hannah Gammill	Georgia	4/1/24
2	Kennedy Miller	Auburn	3/16/24
2	Cylie Halvorson	UT-Arlington	2/23/24
2	Bri Ellis	Long Beach St.	2/16/24
2	Kennedy Miller	FAU	2/8/24
2	Kacie Hoffman	Mississippi St.	3/31/23
2	Rylin Hedgecock	Florida	3/26/23
2	Hannah Gammill	Florida	3/24/23
2	Rylin Hedgecock	A&M-Corpus Christi	3/3/23
2	Taylor Ellsworth	South Carolina	5/1/22
2	Linnie Malkin	South Carolina	4/30/22
2	KB Sides	Kentucky	4/17/22
2	Linnie Malkin	Southeast Mo. St.	4/12/22
2	Taylor Ellsworth	Auburn	4/10/22
2	Linnie Malkin	Auburn	4/8/22
2	Danielle Gibson	Ole Miss	4/3/22
2	Danielle Gibson	Western Ky.	3/21/22
2	Danielle Gibson	Tennessee	3/19/22
2	Taylor Ellsworth	Lehigh	3/11/22
2	Hannah Gammill	Maryland	3/11/22
2	Linnie Malkin	Central Ark.	4/21/21
2	Kayla Green	Alabama	4/10/21
2	Kayla Green	Missouri St.	4/6/21
2	Braxton Burnside	South Carolina	3/13/21
2	Danielle Gibson	Northwestern St.	3/6/21
2	Danielle Gibson	Northwestern St.	3/5/21
2	Braxton Burnside	Texas Tech	2/28/21
2	Braxton Burnside	Southeast Mo. St.	2/26/21
2	Linnie Malkin	McNeese	2/20/21
2	Braxton Burnside	Oklahoma St.	2/11/21
2	Ashley Diaz	UT Arlington	3/26/19
2	Hannah McEwen	Saint Louis	4/10/18
2	Katie Warrick	Iowa St.	3/16/18
2	Braxton Burnside	Grand Canyon	2/17/17
2	A.J. Belans	Missouri	4/9/17
2	Nicole Schroeder	Oklahoma St.	3/1/17

Multi-HR Games

No.	Player	Opponent	Date
2	Tori Cooper	San Diego	2/19/17
2	Nicole Schroeder	Loyola Marymount	2/17/17
2	Nicole Schroeder	UMass Lowell	2/11/17
2	Nicole Schroeder	Louisville	2/14/15
2	Parker Pockington	Butler	2/13/14
2	Clarisa Navarro	UMKC	3/27/13
2	Devon Wallace	Alabama	4/28/12
2	Jennifer Rambo	Kentucky	4/11/12
2	Devon Wallace	Kentucky	4/11/12
2	Becca Carden	Ole Miss	3/23/12
2	Lane McGuirt	Tennessee	4/14/10
2	Sandra Smith	Kentucky	3/21/10
2	Jessica Bachkora	SIUE	3/14/10
2	Jessica Bachkora	Missouri St.	2/20/10
2	Sandra Smith	Sam Houston St.	2/19/10
2	Whitney Cloer	Oklahoma	5/16/09
2	Miranda Dixon	Oklahoma	4/8/09
2	Sandra Smith	Auburn	4/5/09
2	Whitney Cloer	Kentucky	3/21/09
2	Dayna Huckabee	Kentucky	4/13/07
2	Whitney Cloer	Nebraska	3/18/07
2	Miranda Dixon	ULM	3/4/07
2	Cortney Mitchell	at Coastal Carolina	3/11/02

Home Run Cycles

Name: Danielle Gibson (solo, two-run home run, three-run home run, grand slam)
Opponent: SIU-Edwardsville
Date: 2/23/19
Result: W, 15-3 (4)

Home Runs By an Arkansas Pitcher

No.	Player	Opponent	Date
1	Heather Schlichtman	Ole Miss	4/18/2002
2	Heather Schlichtman	LSU	4/22/2003
3	Heather Schlichtman	Missouri State	3/24/2004
4	Miranda Dixon*	ULM	3/4/2007
5	Miranda Dixon*	ULM	3/4/2007
6	Miranda Dixon	Kentucky	3/31/2007
7	Miranda Dixon	Louisiana Tech	4/18/2007
8	Miranda Dixon	Georgia	4/29/2007
9	Miranda Dixon	Northern Colorado	2/22/2008
10	Miranda Dixon	Saint Louis	2/24/2008
11	Miranda Dixon	Creighton	3/1/2008
12	Miranda Dixon	Texas A&M Corpus-Christi	4/5/2008
13	Miranda Dixon	Kentucky	4/12/2008
14	Miranda Dixon	Mississippi State	5/3/2008
15	Miranda Dixon	Tulsa	5/16/2008
16	Miranda Dixon	Tulsa	4/1/2009
17	Miranda Dixon	Auburn	4/5/2009
18	Miranda Dixon*	Oklahoma	4/8/2009
19	Miranda Dixon*	Oklahoma	4/8/2009
20	Miranda Dixon	LSU	4/10/2009
21	Miranda Dixon	Kansas City	4/29/2009
22	Miranda Dixon	Georgia	5/3/2009
23	Miranda Dixon	Western Illinois	2/12/2010
24	Layne McGuirt	South Carolina	3/17/2010
25	Miranda Dixon	Mississippi State	3/27/2010
26	Layne McGuirt	Tulsa	3/31/2010
27	Layne McGuirt*	Tennessee	4/14/2010
28	Layne McGuirt*	Tennessee	4/14/2010
29	Miranda Dixon	Alabama	4/24/2010
30	Layne McGuirt	Rutgers	2/24/2011
31	Kasey Fagan	Baylor	3/8/2014
32	Haley Meinen	SEMO	3/1/2015
33	Claire Clark	George Washington	2/19/2016
34	Claire Clark	Central Michigan	2/21/2016
35	Claire Clark	Texas A&M	4/1/2016
36	Katie Warrick	North Texas	2/12/2017
37	Katie Warrick	Memphis	2/25/2017

- List includes all players who pitched and homered in the same game
** - Multi-HR game*

Total by Pitcher

No.	Name	Years
22	Miranda Dixon	2007-10
5	Layne McGuirt	2008-11
3	Claire Clark	2013-16
3	Heather Schichtman	2002-2004
2	Katie Warrick	2001-04
1	Kasey Fagan	2014-15
1	Haley Meinen	2015

Arkansas Home Runs in Collegiate Debut

No.	Player	Opponent	Date
1	Linnie Malkin*^	vs. Grand Canyon	2/17/2018
2	Linnie Malkin^	vs. Grand Canyon	2/17/2018
3	Rylin Hedgecock*	vs. UTEP	2/7/2022
4	Kacie Hoffman	Illinois	2/18/2022
5	Lauren Camendzind*	vs. Weber State	2/11/2023
6	Ella McDowell	at Texas State	2/6/2025

- Has to have registered first plate appearance in game to qualify
** - Homered in first plate appearance*
^ - Multi-HR game

Arkansas Home Runs By Season

Year	Home	Away	Neutral	Conference	Non-Conference	Total
1997	--	--	--	--	--	11
1998	1	0	1	1	1	2
1999	7	1	4	4	8	12
2000	1	5	6	5	7	12
2001	3	3	3	5	4	9
2002	7	7	2	8	8	16
2003	3	7	6	4	12	16
2004	5	3	2	6	4	10
2005	13	5	1	7	12	19
2006	9	2	2	6	8	14
2007	13	9	7	7	21	28
2008	22	18	25	18	47	65
2009	20	16	12	21	27	48
2010	22	18	18	28	30	58
2011	2	7	9	7	11	18
2012	26	25	19	34	26	60
2013	38	12	11	21	40	61
2014	34	12	8	20	34	54
2015	10	10	11	13	18	31
2016	17	16	16	14	35	49
2017	13	25	21	14	45	59
2018	31	8	16	13	42	55
2019	32	11	7	20	30	50
2020	16	2	8	0	26	26
2021	57	35	3	31	64	95
2022	71	28	10	48	61	109
2023	38	18	13	28	41	69
2024	34	14	8	22	34	56
2025	32	21	21	26	48	74
Total	**577**	**338**	**271**	**431**	**755**	**1,186**

Opponents Home Runs By Season

Year	Home	Away	Neutral	Conference	Non-Conference	Total
1997	--	--	--	--	--	15
1998	1	5	6	5	7	12
1999	4	1	12	1	16	17
2000	2	7	7	7	9	16
2001	5	4	0	4	5	9
2002	10	4	2	9	7	16
2003	5	13	13	12	19	31
2004	10	6	2	12	6	18
2005	19	17	0	20	16	36
2006	16	7	9	14	18	32
2007	16	24	3	22	21	43
2008	22	13	5	19	21	40
2009	14	20	9	23	20	43
2010	20	19	8	33	14	47
2011	10	26	12	30	18	48
2012	20	15	1	23	13	36
2013	8	17	8	15	18	33
2014	20	12	6	27	11	38
2015	22	20	6	32	16	48
2016	30	13	3	28	18	46
2017	5	11	5	13	8	21
2018	14	17	7	20	18	38
2019	19	7	2	15	13	28
2020	7	4	4	1	14	15
2021	22	10	5	17	20	37
2022	31	15	3	25	24	49
2023	17	13	6	19	17	36
2024	18	2	3	13	8	23
2025	17	14	9	25	15	40
Total	**404**	**336**	**156**	**484**	**417**	**911**

Home Runs by Arkansas Stadium

In LadyBack Yard

Year	Arkansas	Opponents	Total
1997	--	--	--
1998	1	1	2
1999	7	4	11
2000	1	2	3
2001	3	5	8
2002	7	10	17
2003	3	5	8
2004	5	10	15
2005	13	19	32
2006	9	16	25
2007	13	16	29
2008	22	22	44
Total	**84**	**110**	**194**

In Bogle Park

Year	Arkansas	Opponents	Total
2009	20	14	34
2010	22	20	42
2011	2	10	12
2012	26	20	46
2013	38	8	46
2014	34	20	54
2015	10	22	32
2016	17	30	47
2017	13	5	18
2018	31	14	45
2019	32	19	51
2020	16	7	23
2021	57	22	79
2022	71	31	102
2023	38	17	55
2024	34	18	52
2025	32	17	49
Total	**493**	**294**	**787**

Career Multi-Hit Games

Rank	Player	Years Played	2	3	4	5+	TOTAL
1.	Hannah McEwen	2018-2022	52	17	2	-	71
2.	Reagan Johnson	2023-Pres.	54	12	3	-	69
3.	Stephanie Canfield	2013-2017	52	10	3	-	65
4.	Danielle Gibson	2019-2022	42	19	2	1	64
5.	Ashley Diaz	2016-2019	44	12	-	-	56
7.	Rachel LeMaster	2004-2007	42	11	1	-	54
8.	Devon Wallace	2012-2015	39	11	2	-	52
	Danica Howlett	1999-2002	46	6	-	-	52
10.	Jennifer Cirigliano	1997-2000	36	12	-	-	48
11.	Clarissa Navarro	2012-2014	37	10	-	-	47
	Brett Erickson	1997-2000	43	4	-	-	47
13.	Dana Gulick	1997-2000	38	7	1	-	46
	Autumn Russell	2015-18	37	8	1	-	46
15.	Miranda Dixon	2007-2010	34	9	1	-	44
	Dana Huckabee	2005-2008	32	8	-	-	40
	Tiffany Woolley	1999-2002	36	4	-	-	40
18.	Whitney Cloer	2006-2009	30	8	-	1	39
19.	Kayla Johnson	2006-2009	29	8	1	-	38
20.	Mindy O'Malley	2003-2006	29	8	-	-	37
21.	Kim Eiben	2000-2003	29	5	1	-	35
	Hannah Gammill	2021-2024	28	7	-	-	35
	Chloe Operzedek	2011-2014	27	8	-	-	35
24.	Linnie Malkin	2018-2022	27	7	-	-	34
	Sandra Smith	2006-2010	31	3	-	-	34

Multi-Hit Games in a Single Season

Rank	Player	Season	2	3	4	5+	TOTAL
1.	Danielle Gibson	2022	18	8	-	-	26
2.	Brett Erickson	2000	22	2	-	-	24
	Reagan Johnson	2023	17	5	2	-	24
3.	Reagan Johnson	2025	20	3	-	-	23
4.	Reagan Johnson	2024	17	4	1	-	22
5.	Rachel LeMaster	2005	15	5	1	-	21
6.	Taylor Ellsworth	2022	16	4	-	-	20
7.	Jessica Bachkora	2010	11	8	-	-	19
	Stephanie Canfield	2014	15	4	-	-	19
	Bri Ellis	2025	17	2	-	-	19
	Kayla Johnson	2019	18	1	-	-	19
	Hannah McEwen	2019	14	3	2	-	19
	Danica Howlett	2001	19	-	-	-	19
	Blaire Woodward	2002	15	4	-	-	19
14.	Danielle Gibson	2018	11	6	-	1	18
	Dana Gulick	1999	14	4	-	-	18
	Ella McDowell	2025	13	4	1	-	18
	Hannah McEwen	2018	14	4	-	-	18
18.	Stephanie Canfield	2013	12	4	1	-	17
	Becca Carden	2011	16	1	-	-	17
	Ashley Diaz	2016	15	2	-	-	17
	Ashley Diaz	2019	11	6	-	-	17
	Dana Gulick	2000	17	-	-	-	17
	Clarissa Navarro	2013	12	5	-	-	17
	Autumn Russell	2017	14	3	-	-	17
	Sandra Smith	2010	15	2	-	-	17

Multi-Hit Game Yearly Leaders

Year	Player	2	3	4	5+	TOTAL
1997	Jennifer Cirigliano	10	5	-	-	15
1998	Dana Gulick	7	3	1	-	11
	Tammy Kincaid	10	1	-	-	11
1999	Dana Guick	14	4	-	-	18
2000	Brett Erickson	22	2	-	-	24
2001	Danica Howlett	19	-	-	-	19
2002	Blaire Woodward	15	4	-	-	19
2003	Kim Eiben	12	2	1	-	15
2004	Rachel LeMaster	8	2	-	-	10
2005	Rachel LeMaster	15	5	1	-	21
2006	Mindy O'Malley	10	3	-	-	13
	Rachel LeMaster	11	2	-	-	13
2007	Jessica Bachkora	9	5	-	-	14
2008	Kayla Johnson	18	1	-	-	19
2009	Whitney Cloer	9	5	-	-	14
2010	Jessica Bachkora	11	8	-	-	19
2011	Becca Carden	16	1	-	-	17
2012	Clarissa Navarro	13	3	-	-	16
2013	Stephanie Canfield	12	4	1	-	17
	Clarissa Navarro	12	5	-	-	17
2014	Stephanie Canfield	15	4	-	-	19
2015	Devon Wallace	12	3	1	-	16
2016	Ashley Diaz	15	2	-	-	17
2017	Autumn Russell	14	3	-	-	17
2018	Hannah McEwen	14	4	-	-	18
2019	Hannah McEwen	14	3	2	-	19
2020	Braxton Burnside	10	-	1	-	11
2021	Danielle Gibson	11	6	-	1	18
2022	Danielle Gibson	18	8	-	-	26
2023	Reagan Johnson	17	5	2	-	24
2024	Reagan Johnson	17	4	1	-	22
2025	Reagan Johnson	20	3	-	-	23



Arkansas Multi-Hit Game Single Season Totals

Year	2	3	4	5+	TOTAL
1997	-	-	-	-	-
1998	45	10	1	0	56
1999	75	14	0	0	89
2000	98	13	0	0	111
2001	75	5	1	0	81
2002	95	13	0	0	108
2003	60	14	1	0	75
2004	51	7	0	0	58
2005	68	13	1	0	82
2006	58	9	0	0	67
2007	64	17	1	1	83
2008	81	21	1	0	103
2009	61	16	1	0	78

Year	2	3	4	5+	TOTAL
2010	68	17	0	0	85
2011	46	8	0	1	55
2012	66	9	2	0	77
2013	68	20	2	0	90
2014	80	15	1	0	96
2015	60	12	2	0	74
2016	68	12	1	0	81
2017	82	12	1	0	95
2018	86	15	1	0	102
2019	67	19	3	0	89
2020	39	8	3	0	50
2021	68	18	0	1	87
2022	90	30	1	0	121

Year	2	3	4	5+	TOTAL
2023	77	14	2	0	93
2024	86	11	1	0	98
2025	110	17	3	0	130

Career Multi-RBI Games

Rank	Player	Years Played	2	3	4	5+	TOTAL
1.	Danielle Gibson	2019-2022	24	7	7	6	44
2.	Linnie Malkin	2018-2022	21	12	6	3	42
3.	Ashley Diaz	2016-2019	27	10	2	1	40
4.	Miranda Dixon	2007-2010	22	9	4	3	38
5.	Hannah Gammill	2021-2024	22	12	1	2	37
6.	Bri Ellis	2023-24	17	10	4	2	33
7.	Hannah McEwen	2018-2022	15	9	5	2	31
	Devon Wallace	2012-2015	13	12	3	2	30
	Clarissa Navarro	2012-2014	24	4	1	1	30
	Nicole Schroeder	2013-2017	16	4	6	4	30
11.	Jennifer Cirigliano	1997-2000	18	10	1	-	29
12.	Dana Huckabee	2005-2008	17	7	2	2	28
13.	Jennifer Cirigliano	1997-2000	18	10	1	-	29
	Rylin Hedgecock	2020-2024	12	11	2	2	27
	Kayla Johnson	2006-2009	17	9	1	-	27
16.	Chloe Operzedek	2011-2014	18	5	2	1	26
	Sandra Smith	2006-2010	15	6	3	2	26
18.	Whitney Cloer	2006-2009	16	4	5	-	25
	Amanda Geile	2011-2014	15	8	2	-	25
	Kayla Green	2018-2021	14	8	2	1	25
21.	Braxton Burnside	2019-2021	16	4	3	1	24
	Cylie Halvorson	2023-2024	15	7	2	-	24
23.	Jessica Bachkora	2007-2010	15	4	2	-	21
24.	Courtney Day	2025	8	8	3	1	20
	Jennifer Rambo	2011-2014	12	6	2	-	20
	Julie Young	2000-2003	17	2	1	-	20

Multi-RBI Games in a Single Season

Rank	Player	Season	2	3	4	5+	TOTAL
1.	Courtney Day	2025	8	8	3	1	20
2.	Linnie Malkin	2022	8	6	3	2	19
	Bri Ellis	2025	6	7	4	2	19
3.	Danielle Gibson	2022	11	-	5	2	18
4.	Braxton Burnside	2021	9	3	3	1	16
5.	Hannah Gammill	2022	10	4	1	1	16
6.	Ashley Diaz	2019	9	4	2	-	15
7.	Danielle Gibson	2021	7	4	2	2	15
	Rylin Hedgecock	2023	6	5	2	2	15
	Cylie Halvorson	2023	8	6	1	-	15
	Bri Ellis	2024	11	3	-	-	14
	Ella McDowell	2025	9	2	2	1	14
	Kailey Wyckoff	2025	9	4	-	1	14
	Miranda Dixon	2008	7	5	1	-	13
14.	Ashley Diaz	2016	9	4	-	-	13
	Nicole Schroeder	2017	6	2	2	3	13
	Taylor Ellsworth	2022	5	3	4	1	13
	Sandra Smith	2008	8	3	1	-	12
18.	Miranda Dixon	2009	9	1	1	1	12
	Clarissa Navarro	2013	9	2	1	-	12
	Kasey Fagan	2014	6	4	-	2	12
	Hannah McEwen	2018	4	2	5	1	12
	Linnie Malkin	2021	7	3	1	1	12
	Katie Warrick	2019	8	3	-	-	11
	KB Sides	2022	5	5	-	1	11

Multi-RBI Game Yearly Leaders

Year	Player	2	3	4	5+	TOTAL
1997	Lisa Flores	4	1	1	-	6
1998	Jennifer Cirigliano	4	4	-	-	8
1999	Jennifer Cirigliano	7	2	1	-	10
2000	Jennifer Cirigliano	5	4	-	-	9
2001	Julie Young	6	-	-	-	6
2002	Julie Young	7	-	-	-	7
2003	Julie Young	3	2	1	-	6
2004	Kallie Fogelsong	4	-	1	-	5
2005	Shana Easley	6	-	1	-	7
2006	Shana Easley	6	-	-	-	6
	Dana Huckabee	4	2	-	-	6
2007	Whitney Cloer	5	1	1	-	7
	Dana Huckabee	4	2	-	1	7
2008	Miranda Dixon	7	5	1	-	13
2009	Miranda Dixon	9	1	1	1	12
2010	Miranda Dixon	4	3	1	2	10
2011	Becca Carden	2	2	2	-	6
2012	Devon Wallace	5	4	-	1	10
2013	Clarissa Navarro	9	2	1	-	12
2014	Kasey Fagan	6	4	-	2	12
2015	Stephanie Canfield	3	1	1	-	5
2016	Ashley Diaz	9	4	-	-	13
2017	Nicole Schroeder	6	2	2	3	13
2018	Hannah McEwen	4	2	5	1	12
2019	Ashley Diaz	9	4	2	-	15
2020	Braxton Burnside	7	1	-	-	8
2021	Braxton Burnside	9	3	3	1	16
2022	Linnie Malkin	8	6	3	2	19
2023	Rylin Hedgecock	6	5	2	2	15
	Cylie Halvorson	8	6	1	-	15
2024	Bri Ellis	11	3	-	-	14
2025	Courtney Day	8	8	3	1	20



Arkansas Multi-RBI Game Single Season Totals

Year	2	3	4	5+	TOTAL
1997	14	2	1	-	17
1998	15	4	2	-	21
1999	29	8	1	0	38
2000	22	8	2	1	33
2001	22	4	2	0	28
2002	20	3	1	1	25
2003	21	5	3	0	29
2004	12	2	1	0	15
2005	30	4	3	0	37
2006	25	2	1	1	29
2007	22	11	2	1	36
2008	41	19	7	1	68
2009	36	11	7	1	55

Year	2	3	4	5+	TOTAL
2010	31	14	5	4	54
2011	13	11	4	0	28
2012	29	16	4	2	51
2013	43	15	6	3	67
2014	51	22	8	4	85
2015	19	12	3	1	35
2016	36	10	5	0	51
2017	37	15	4	4	60
2018	24	15	10	3	52
2019	36	21	4	2	63
2020	23	10	3	5	36
2021	40	19	6	5	70
2022	55	25	14	8	102

Year	2	3	4	5+	TOTAL
2023	48	23	8	2	81
2024	42	20	1	1	64
2025	51	27	14	5	97

Top 25 Hitting Streaks

Rank	Player	Games	Year	Dates	Hits	AB	Avg.
1.	Cortney Mitchell	18	2002	Feb. 23 - March 27	26	57	.456
	Ashley Diaz	18	2016	Feb. 19 - March 16	30	56	.536
3.	Kim Eiben	14	2003	Feb. 16 - March 13	18	40	.450
	Chloe Operdzek	14	2013	Feb. 22 - March 12	18	39	.462
	Hannah McEwen	14	2019	Feb. 28 - March 23	21	46	.457
	KB Sides	14	2022	April 2-24	20	42	.476
7.	Tiffany Woolley	13	1999	Feb. 12-27	18	45	.400
	Brett Erickson	13	2000	April 4-21	19	44	.432
	Stephanie Canfield	13	2016	Feb. 11-28	21	43	.488
10.	Dana Gulick	12	1998	March 25 - April 1	16	40	.400
	Danica Howlett	12	2002	April 14 - May 2	16	38	.421
	Kayla Johnson*	12	2008	Feb. 8-17	16	40	.400
	Devon Wallace	12	2013	Feb. 23 - March 15	23	25	.600
	Chloe Oprzedek	12	2014	Feb. 22 - March 14	18	36	.500
	Nicole Schroeder	12	2017	Feb. 25 - March 12	19	31	.613
	Autumn Buczek	12	2018	Feb. 17 - March 2	20	39	.513
	Katie Warrick	12	2019	Feb. 8-22	14	38	.368
19.	Hannah McEwen	11	2019	Feb. 10-28	18	35	.457
	Samantha Buckner	11	2008	Feb. 22 - March 8	16	34	.471
	Whitney Cloer	11	2008	Feb. 15 - March 1	16	39	..410
	Hannah McEwen	11	2018	Feb. 19 - March 3	21	38	.553
	Kayla Green	11	2018	Feb. 18 - March 2	15	35	.429
	Sam Torres	11	2021	March 19 - April 3	17	34	.500
	Taylor Ellsworth	11	2022	Feb. 19 - March 5	19	32	.594
	Hannah Gammill	11	2022	April 1-16	15	31	.484
	Kailey Wyckoff	11	2025	March 8-29	14	40	.350

**Avg. - Batting average during hitting streak*

Top 25 Reached-Base Streaks

Rank	Player	Games	Year	Dates	Hits	BB	HBP	OBP.
1.	Braxton Burnside	37	2021	Feb. 22 - April 24	42	34	3	.549
2.	Devon Wallace	31	2013	Feb. 8 - March 20	34	41	6	.681
3.	Devon Wallace	29	2014	March 8 - May 4	34	35	2	.538
4.	Bri Ellis	27	2025	March 15 - May 8	29	34	7	.668
5.	Hannah McEwen	26	2019	Feb. 10 - March 23	37	8	4	.500
6.	Linnie Malkin	25	2022	March 28 - May 13	31	9	4	.537
7.	Nicole Schroeder	22	2017	Feb. 11 - March 12	31	19	1	.510
8.	Danica Howlett	21	2002	April 6 - May 9	24	8	1	.458
	Kayla Johnson	21	2008	Feb. 8 - March 1	28	10	0	.463
	Miranda Dixon	21	2008	Feb. 22 - March 21	25	12	6	.606
	Kasey Fagan	21	2014	Feb. 13 - March 15	21	22	1	.550
	Courtney Day	21	2025	April 11 - May 25	20	22	2	.537
13.	Brett Erickson	19	2000	March 25 - April 21	28	7	2	.435
	Chloe Oprzedek	19	2013	Feb. 22 - March 20	21	9	1	.517
15.	Dana Gulick	18	1998	March 25 - April 14	21	6	2	.433
	Jennifer Cirigliano	18	1999	Feb. 12 - March 3	12	11	1	.393
	Cortney Mitchell	18	2002	Feb. 23 - March 27	26	7	0	.507
	Jessica Bachkora	18	2008	Feb. 8-29	17	11	0	.389
	Ashley Diaz	18	2016	Feb. 19 - March 16	30	5	0	.539
20.	Loren Krzysko	17	2017	April 11 - May 20	19	6	0	.410
	Hannah McEwen	17	2021	March 23 - April 24	15	15	2	.500
	Taylor Ellsworth	17	2022	Feb. 19 - March 19	26	9	1	.581
	Audrie LaValley	17	2022	April 9 - May 8	15	9	1	.472
	Bri Ellis	17	2024	Feb. 23 - March 18	21	11	2	.557
	Raigan Kramer	17	2025	April 18 - May 25	13	16	1	.435
	Kailey Wyckoff	17	2025	Feb. 28 - March 29	19	9	1	.439
	Bri Ellis	17	2025	Feb. 8 - March 2	22	20	1	.717

**OBP. - On-base percentage during reached-base streak*

Yearly Hitting Streak Leaders

Year	Player	TOTAL
1998	Dana Gulick	12
1999	Tiffany Woolley	13
2000	Brett Erickson	13
2001	Cortney Mitchell	8
2002	Cortney Mitchell	18
2003	Kim Eiben	14
2004	Rachel LeMaster	7
	Candice Swan	7
2005	Mindy O'Malley	9
	Rachel LeMaster	9
2006	Shana Easley	10
2007	Rachel LeMaster	8
2008	Kayla Johnson	12
2009	Jessica Bachkora	7
2010	Jessica Bachkora	7
2011	Courtney Breault	8
2012	Devon Wallace	9
2013	Chloe Operzedek	14
2014	Chloe Operzedek	12
2015	Kasey Fagan	10
2016	Ashley Diaz	18
2017	Nicole Schroeder	12
2018	Autumn Buczek	11
	Hannah McEwen	11
	Kayla Green	11
2019	Hannah McEwen	14
2020	Braxton Burnside	9
2021	Sam Torres	11
2022	KB Sides	14
2023	Cylie Halvorson	9
	Reagan Johnson	9
2024	Reagan Johnson	10
2025	Kailey Wyckoff	11

Yearly Reached Base Streak Leaders

Year	Player	TOTAL
1998	Dana Gulick	18
1999	Jennifer Cirigliano	18
2000	Brett Erickson	19
2001	Julie Young	9
2002	Danica Howlett	21
2003	Kim Eiben	14
2004	Rachel LeMaster	8
2005	Mindy O'Malley	9
	Kallie Fogelsong	9
	Rachel LeMaster	9
2006	Shana Easley	11
2007	Kayla Johnson	9
2008	Kayla Johnson	21
	Miranda Dixon	21
2009	Brittany Robison	10
2010	Jessica Bachkora	14
2011	Jayme Gee	11
2012	Devon Wallace	16
2013	Devon Wallace	31
2014	Devon Wallace	29
2015	Devon Wallace	15
2016	Ashley Diaz	18
2017	Nicole Schroeder	22
2018	Loren Krzysko	15
2019	Hannah McEwen	26
2020	Danielle Gibson	14
2021	Braxton Burnside	37
2022	Linnie Malkin	25
2023	Raigan Kramer	11
	Cylie Halvorson	11
2024	Bri Ellis	17
2025	Bri Ellis	27

Arkansas .300+ Hitters (Min. 100 AB)

Avg.	Player	Year
.445	Danielle Gibson	2022
.440	Bri Ellis	2025
.389	KB Sides	2022
.386	Hannah McEwen	2019
.384	Linnie Malkin	2022
.380	Reagan Johnson	2024
.378	Reagan Johnson	2023
.377	Devon Wallace	2013
.374	Hannah Gammill	2022
.374	Devon Wallace	2012
.373	Jessica Bachkora	2010
.372	Ashley Diaz	2019
.361	Braxton Burnside	2021
.359	Danielle Gibson	2021
.356	Rachel LeMaster	2005
.354	Devon Wallace	2015
.353	Autumn Buczek	2017
.353	Clarissa Navarro	2014
.352	Ella McDowell	2025
.352	Brett Erickson	2000
.351	Reagan Johnson	2025
.349	Kim Eiben	2003
.349	Danielle Gibson	2019
.348	Stephanie Canfield	2014
.341	Taylor Ellsworth	2022
.339	Hannah McEwen	2018
.338	Kayla Johnson	2008
.338	Becca Carden	2011
.335	Rylin Hedgecock	2023
.335	Clarissa Navarro	2012
.333	Devon Wallace	2014
.331	Ashley Diaz	2016
.331	Kennedy Miller	2023
.329	Courtney Day	2025
.328	Kailey Wyckoff	2025
.326	Kim Bryant	1997
.326	Jennifer Cirigliano	1997
.326	Nicole Schroeder	2017
.326	Sydney Parr	2019
.326	Sandra Smith	2010
.325	Whitney Cloer	2009
.324	Clarissa Navarro	2013
.324	Jennifer Rambo	2013
.322	Bri Ellis	2024
.321	Kasey Fagan	2015
.320	Stephanie Canfield	2015
.318	Atalyia Rijo	2025
.318	Katie Warrick	2019
.317	Hannah McEwen	2021
.317	Miranda Dixon	2008
.316	Miranda Dixon	2010
.314	Autumn Buczek	2018
.313	Ashley Diaz	2018
.312	Dana Gulick	1998
.311	Dana Gulick	1999
.309	Chloe Oprzedek	2013
.307	Nia Carter	2024
.306	Kasey Fagan	2014
.306	Danica White	2001
.304	Blaire Perry	2006
.304	Katie Warrick	2018
.304	Blaire Woodward	2002
.303	Amanda Geile	2012
.301	Raigan Kramer	2023
.300	Cylie Halvorson	2024
.300	Tiffany Woolley	2001

TOTAL - 66

Razorbacks With 10+ HR in a Season

HR	Player	Year
26	Bri Ellis	2025
25	Braxton Burnside	2021
22	Linnie Malkin	2022
21	Rylin Hedgecock	2023
20	Danielle Gibson	2022
18	Hannah Gammill	2022
18	Linnie Malkin	2021
17	Nicole Schroeder	2017
16	Courtney Day	2025
15	Danielle Gibson	2021
15	Devon Wallace	2012
15	Jessica Bachkora	2010
14	Bri Ellis	2024
14	Taylor Ellsworth	2022
14	Sandra Smith	2008
13	KB Sides	2022
13	Miranda Dixon	2008
12	Hannah Gammill	2024
12	Kayla Green	2021
12	Danielle Gibson	2019
12	Hannah McEwen	2018
12	Ashley Diaz	2016
12	Devon Wallace	2014
12	Devon Wallace	2013
12	Miranda Dixon	2010
11	Miranda Dixon	2009
10	Cylie Halvorson	2023
10	Ashley Diaz	2019
10	Katie Warrick	2019
10	Tori Cooper	2017
10	Clarissa Navarro	2012
10	Samantha Buckner	2008

TOTAL - 32

Razorbacks With 40+ RBI in a Season

RBI	Player	Year
72	Bri Ellis	2025
70	Danielle Gibson	2022
68	Courtney Day	2025
68	Linnie Malkin	2022
62	Rylin Hedgecock	2023
57	Hannah McEwen	2018
55	Kailey Wyckoff	2025
54	Ella McDowell	2025
54	Braxton Burnside	2021
53	Taylor Ellsworth	2022
51	Cylie Halvorson	2023
50	Danielle Gibson	2021
50	Sandra Smith	2010
49	Hannah Gammill	2022
49	Nicole Schroeder	2017
48	Ashley Diaz	2019
47	Bri Ellis	2024
47	Miranda Dixon	2008
46	Kasey Fagan	2014
45	Linnie Malkin	2021
45	Danielle Gibson	2019
45	Sandra Smith	2008
44	Miranda Dixon	2010
44	Clarissa Navarro	2014
42	KB Sides	2022
41	Ashley Diaz	2016
40	Miranda Dixon	2009

TOTAL - 27

Razorbacks With 40+ Runs in a Season

Runs	Player	Year
68	Bri Ellis	2025
67	KB Sides	2022
62	Jessica Bachkora	2010
55	Raigan Kramer	2025
54	Danielle Gibson	2022
54	Devon Wallace	2013
53	Reagan Johnson	2025
53	Devon Wallace	2014
53	Kayla Johnson	2008
51	Taylor Ellsworth	2022
51	Braxton Burnside	2021
50	Hannah Gammill	2022
48	Kailey Wyckoff	2025
47	Reagan Johnson	2023
47	Kasey Fagan	2014
45	Hannah McEwen	2022
45	Hannah McEwen	2018
44	Stephanie Canfield	2014
43	Hannah McEwen	2019
42	Chloe Oprzedek	2013
42	Jessica Bachkora	2008
41	Rylin Hedgecock	2023
40	Hannah McEwen	2021

TOTAL - 23

Player	1st Season	Transferred From
Augrista Belford	1997	Palomar JC
Kim Bryant	1997	Palomar JC
Lisa Flores	1997	Palomar JC
Christy Ralph	1997	University of the Ozarks
Brett Erickson	1997	Santa Fe CC
Crystal Richardson	1997	Coastal Carolina
Elizabeth Burdette	1998	NE Texas CC
Kathy Quillin	1998	NE Texas CC
Elizabeth Landgraf	1998	NE Oklahoma A&M
Julie Moddrell	1998	NE Oklahoma A&M
Sami James	1998	NE Oklahoma A&M
Tiffany Johnson	2001	Portland State
Lauren Hendrix	2001	Indiana
Candice Swan	2003	Bakersfield CC
Ashley Carter	2003	Gordon CC
Linzee Roby	2005	Cowley County CC
Meagan Harney	2006	Neosho CC
Dara Clark	2007	University of the Ozarks
Amie Hubbard	2008	Hutchinson CC
Becca Carden	2008	NE Oklahoma A&M
Linnea Ketcher	2011	Weber State
Andrea Sullivan	2012	Chipola JC
Clarisa Navarro	2012	Butler CC
Kasey Fagan	2013	Florida
Kala Crisp	2014	Crowder CC
Kate James	2015	Butler CC
Marley Harmon	2015	Western Kentucky
Betina Beringhele	2016	Golden West College
A.J. Belans	2017	FIU
Katie Warrick	2017	UT-Martin
Sydney Benz	2017	Louisville
Braxton Burnside	2019	Missouri
Lauren Graves	2019	Maryland
Ryan Jackson	2019	Bethune Cookman
Danielle Gibson	2019	Arizona State
Audrie LaValley	2020	Oklahoma
Callie Turner	2022	Tennessee
Chenise Delce	2022	Tulsa
KB Sides	2022	Alabama
Taylor Ellsworth	2022	Texas
Kristina Foreman	2023	Duke
Tymber Riley	2023	Arkansas Tech
Cylie Halvorson	2023	South Dakota State
Bri Ellis	2024	Auburn
Reis Beuerlein	2024	Mississippi State
Carlee Ratcliff	2024	Texas
Morgan Leinstock	2024	Southern Miss
Nia Carter	2024	Iowa
Karlie Davison	2025	Utah
Kailey Wyckoff	2025	Texas Tech
Courtney Day	2025	Ole Miss
Tianna Bell	2026	Cal
Dakota Kennedy	2026	Arizona

Transfer Breakdown

Total Transfers	53
Junior College Transfers	20
D1 Transfers	30
DII Transfers	1
DIII Transfers	2
Power 4/5 Transfers	20
Group of 5 Transfers	10

Transfers by D1 Conference (Time of Transfer)

SEC	7
Big 12	5
ACC	3
Big Ten	3
PAC 12	2
CUSA	2
Big South	1
Ohio Valley Conference	1
MEAC	1
Summit League	1
Sun Belt	1
American Athletic Connference	1
WAC	1
Pacific Coast	1

Transfers by State of Previous College

California	6
Oklahoma	6
Texas	5
Kansas	5
Florida	4
Arkansas	3
Mississippi	3
Arizona	2
Alabama	2
Tennessee	2
Kentucky	2
Missouri	2
Utah	2
Maryland	1
North Carolina	1
South Dakota	1
Iowa	1
South Carolina	1
Oregon	1
Indiana	1
Georgia	1
New Mexico	1

Transfers by Head Coach

Carie Dever-Boaz (1997-2003)	15
Jamie Pinkerton (2005-2009)	5
Mike Larabee (2010-2015)	7
Courtney Deifel (2016-Pres.)	26

USA Softball Collegiate Player of the Year

Bri Ellis	2025

SEC Player of the Year

KB Sides	2022
Bri Ellis	2025

SEC Pitcher of the Year

Chenise Delce	2022

NFCA All-American Transfers

2021	Braxton Burnside	First	Shortstop
	Danielle Gibson	Second	First Base
2022	Danielle Gibson	First	First Base
	KB Sides	First	Outfield
	Chenise Delce	Second	Pitcher
2023	Chenise Delce	Second	Pitcher
2024	Bri Ellis	Second	First Base
	Morgan Leinstock	Third	Pitcher
2025	Bri Ellis	First	First Base

NFCA All-Region Transfers

2000	Brett Erickson	Second	Third Base
2012	Clarisa Navarro	Second	Shortstop
2014	Kasey Fagan	Second	UT/Pitcher
	Clarisa Navarro	Second	Shortstop
2018	Katie Warrick	Third	UT/DP
2019	Danielle Gibson	Third	UT/DP
2021	Braxton Burnside	First	Shortstop
	Danielle Gibson	First	First Base
2022	Chenise Delce	First	Pitcher
	Danielle Gibson	First	First Base
	KB Sides	First	Outfield
	Taylor Ellsworth	Third	Catcher
	Audrie LaValley	Third	Second Base
2023	Chenise Delce	First	Pitcher
	Cylie Halvorson	First	First Base
2024	Bri Ellis	First	First Base
	Cylie Halvorson	Second	Second Base
	Morgan Leinstock	Third	Pitcher
2025	Bri Ellis	First	First Base
	Kailey Wyckoff	Second	Outfield
	Courtney Day	Third	Utility

All-SEC Transfers

1997	Augrista Belford	Second	Infield
1999	Brett Erickson	Second	Infield
2000	Brett Erickson	Second	Infield
2017	A.J. Belans	Second	Infield
2021	Braxton Burnside	First	Infield
	Danielle Gibson	Second	Infield
	Danielle Gibson	Defensive	First Base
2022	Chenise Delce	First	Pitcher
	Danielle Gibson	First	First Base
	KB Sides	First	Outfield
2023	Chenise Delce	First	Pitcher
	Kristina Foreman	Second	Infield
	Cylie Halvorson	Second	Infield
2024	Bri Ellis	First	Infield
	Morgan Leinstock	First	Pitcher
	Cylie Halvorson	Second	Infield
	Bri Ellis	Defensive	First Base
2025	Bri Ellis	First	Infield
	Bri Ellis	Defensive	First Base

Shortest Games by Time

Date	Opponent	Result	Score	Innings	Time
April 23, 2002	Oklahoma City	T	0-0	6	1:01
Mar 7, 1999	Centenary College	W	8-0	5	1:05
April 18, 2002	at Ole Miss	W	5-2	7	1:05
Mar 21, 2007	at #2 Alabama	L	9-0	5	1:06
April 16, 2003	at Kansas	L	1-0	7	1:07
April 29, 1998	Ole Miss	L	1-0	7	1:09
Feb. 25, 2000	Virginia	W	2-0	7	1:09
March 16, 2007	vs. North Dakota State	L	10-0	5	1:09
March 27, 2013	Kansas City	W	9-1	5	1:10
April 16, 2019	UAPB	W	10-0	5	1:10
May 5, 2007	at Mississippi State	L	8-0	5	1:14
Feb. 13, 2011	vs. Rhode Island	W	8-0	5	1:15
Feb. 24, 2018	vs. Delaware	W	10-1	5	1:15
Feb. 24, 2019	IUPUI	W	10-2	5	1:15
Feb. 19, 2017	vs. San Diego	W	13-1	5	1:15
May 3, 2008	#23 Mississippi State	L	9-1	5	1:16
March 17, 2013	at #5 Texas A&M	L	9-1	5	1:16
March 9, 2011	at #14 Missouri	L	12-0	5	1:17
April 30, 2011	at #6 Tennessee	L	8-0	5	1:17
Feb. 16, 2014	Kansas City	W	10-0	5	1:17
May 4, 2000	at Ole Miss	W	5-0	7	1:18
March 26, 2008	Oklahoma State	W	4-0	7	1:18
April 5, 2008	Texas A&M Corpus Christi	W	8-1	7	1:18
Feb. 15, 2009	vs. Wisconsin Green Bay	W	8-0	5	1:18
April 29, 2009	Kansas City	W	16-1	5	1:18
March 5, 2011	vs. Michigan	L	8-0	5	1:18
April 5, 2015	Mississippi State	L	3-2	7	1:18
March 7, 2009	vs. Cleveland State	W	3-1	7	1:19
April 1, 2009	vs. Oklahoma State	W	8-0	5	1:19
Feb. 26, 2017	vs. Florida A&M	W	9-0	5	1:19
Feb. 15, 2019	vs. Northern Colorado	W	11-0	5	1:19

Longest Games by Time

Date	Opponent	Result	Score	Innings	Time
March 21, 1999	Alabama	L	12-7	19	4:55
Feb. 27, 1998	UC Santa Barbara	L	9-8	13	4:25
Feb. 14, 2003	vs. #6 Washington	L	12-3	5	3:45
May 17, 2008	vs. Oregon	L	3-0	7	3:36
April 5, 2025	at #3 Florida	L	10-7	9	3:34
Feb. 11, 2005	vs. Texas Arlington	W	5-4	7	3:30
March 13, 2021	at #20 South Carolina	W	7-5	10	3:30
April 9, 2004	Marshall	W	1-0	11	3:25
April 14, 2013	at #8 Missouri	W	11-0	8	3:22
Feb. 8, 2004	Missouri	L	5-3	7	3:20
Jan. 31, 2002	at FIU	W	5-3	10	3:19
April 13, 2019	Furman	W	6-5	12	3:18
Feb. 24, 2023	Drake	W	4-3	11	3:18
April 13, 2004	at Ole Miss	L	5-4	11	3:17
April 13, 2018	#15 Alabama	L	6-5	8	3:17
Feb. 11, 2021	vs. #10 Oklahoma State	L	12-11	7	3:17
March 8, 2014	Baylor	W	4-2	7	3:15
March 12, 2017	at #9 Alabama	L	4-3	9	3:15
Feb. 18, 2012	at South Florida	L	7-6	7	3:14
March 20, 2023	at #13 Alabama	W	2-1	10	3:14
Feb. 16, 2015	at FAU	L	12-7	7	3:10
Feb. 11, 2022	vs. Washington	L	10-5	7	3:09
May 6, 2022	at Texas A&M	L	6-5	9	3:08
May 1, 2025	#10 LSU	W	12-9	7	3:07
March 16, 2015	Texas	L	8-6	8	3:06

Longest Games by Innings (11+ Inn.)

Date	Opponent	Result	Score	Inn.
March 21, 1999	Alabama	L	12-7	19
Feb. 20, 2021	at McNeese	W	6-4	14
Feb. 27, 1998	at UC Santa Barbara	L	9-8	13
April 15, 2000	at #19 South Carolina	W	4-3	12
April 13, 2019	Furman	W	6-5	12
Feb. 20, 1998	vs Northwestern State	L	3-2	11
May 4, 2000	at Ole Miss	W	7-3	11
March 21, 2004	at #17 Florida	W	5-4	11
April 9, 2004	Marshall	W	1-0	11
April 13, 2004	at Ole Miss	L	5-4	11
March 3, 2006	Jacksonville State	W	2-1	11
May 17, 2008	at #7 Oklahoma	L	6-5	11
March 16, 2011	#21 Kentucky	L	7-2	11
April 13, 2013	at #8 Missouri	W	4-1	11
Feb. 24, 2023	Drake	W	4-3	11

vs. Left-Handed Starter		vs. Right-Handed Starter		Day Games		Night Games		1-Run Games		2-Run Games	
Year	Record	Year	Record	Year	Record	Year	Record	Year	Record	Year	Record
1998	2-4	1998	19-34	1998	18-32	1998	3-6	1998	11-16	1998	4-6
1999	2-3	1999	44-26	1999	42-24	1999	4-5	1999	20-7	1999	7-6
2000	5-3	2000	39-28	2000	37-26	2000	7-5	2000	13-11	2000	11-7
2001	4-5	2001	32-25	2001	30-26	2001	6-4	2001	14-15	2001	5-7
2002	2-1	2002	37-27-1	2002	32-25-1	2002	7-3	2002	15-10	2002	4-3
2003	0-1	2003	24-35	2003	15-31	2003	9-5	2003	11-12	2003	2-3
2004	3-4	2004	15-36	2004	15-37	2004	3-3	2004	9-12	2004	3-7
2005	1-7	2005	18-36	2005	19-41	2005	0-2	2005	5-13	2005	3-5
2006	3-5	2006	22-30	2006	22-33	2006	4-2	2006	13-13	2006	4-2
2007	2-5	2007	19-38	2007	21-40	2007	0-3	2007	8-10	2007	2-6
2008	6-3	2008	31-26	2008	34-23	2008	15-4	2008	12-6	2008	3-7
2009	4-3	2009	23-26	2009	24-25	2009	3-4	2009	5-8	2009	5-1
2010	4-5	2010	24-24	2010	22-25	2010	6-4	2010	7-8	2010	5-5
2011	1-5	2011	12-34	2011	11-27	2011	2-12	2011	6-12	2011	1-3
2012	4-6	2012	25-22	2012	22-21	2012	7-7	2012	8-9	2012	6-2
2013	4-2	2013	32-18	2013	31-15	2013	5-5	2013	7-5	2013	1-4
2014	3-3	2014	24-25	2014	25-24	2014	2-4	2014	2-6	2014	2-4
2015	2-6	2015	14-31	2015	15-29	2015	1-8	2015	5-6	2015	1-4
2016	2-7	2016	15-32	2016	16-28	2016	1-11	2016	8-5	2016	0-4
2017	5-3	2017	26-21	2017	26-15	2017	5-9	2017	8-7	2017	4-5
2018	4-4	2018	38-13	2018	35-10	2018	7-7	2018	6-7	2018	8-2
2019	5-3	2019	33-17	2019	24-13	2019	14-17	2019	10-2	2019	2-5
2020	1-0	2020	18-6	2020	16-6	2020	3-0	2020	4-3	2020	0-0
2021	8-1	2021	35-10	2021	30-8	2021	13-3	2021	8-3	2021	6-3
2022	14-4	2022	34-7	2022	32-9	2022	16-2	2022	7-1	2022	3-3
2023	2-3	2023	38-16	2023	27-11	2023	13-8	2023	7-5	2023	4-4
2024	5-2	2024	32-16	2024	27-13	2024	10-5	2024	9-8	2024	0-2
2025	7-7	2025	37-7	2025	32-9	2025	12-5	2025	4-2	2025	4-4
TOTAL	101-105	TOTAL	760-666	TOTAL	700-602-1	TOTAL	178-153	TOTAL	242-222	TOTAL	100-114

5+ Run Games		Scoring 0-2 Runs		Scoring 3-5 Runs		Scoring 6-9 Runs		Scoring 10+ Runs		Opponent 0-2 Runs	
Year	Record	Year	Record	Year	Record	Year	Record	Year	Record	Year	Record
1998	3-8	1998	7-34	1998	9-3	1998	4-1	1998	1-0	1998	13-11
1999	8-9	1999	13-24	1999	22-3	1999	11-1	1999	0-1	1999	39-3
2000	9-7	2000	15-27	2000	17-3	2000	10-1	2000	2-0	2000	34-10
2001	7-2	2001	14-29	2001	15-1	2001	5-0	2001	2-0	2001	33-14
2002	7-2	2002	12-24-1	2002	18-4	2002	9-0	2002	0-0	2002	33-6-1
2003	4-12	2003	5-29	2003	11-5	2003	7-2	2003	1-0	2003	18-6
2004	1-13	2004	8-31	2004	7-9	2004	3-0	2004	0-0	2004	13-11
2005	8-15	2005	2-31	2005	6-11	2005	9-1	2005	2-0	2005	14-10
2006	3-14	2006	9-24	2006	13-8	2006	4-3	2006	0-0	2006	24-6
2007	7-16	2007	5-38	2007	3-4	2007	11-0	2007	2-1	2007	12-7
2008	15-7	2008	2-23	2008	15-4	2008	12-2	2008	8-0	2008	26-2
2009	8-18	2009	1-20	2009	9-7	2009	14-2	2009	3-0	2009	15-2
2010	14-10	2010	3-20	2010	10-6	2010	10-3	2010	5-0	2010	19-3
2011	3-17	2011	3-30	2011	4-7	2011	4-2	2011	2-0	2011	8-7
2012	7-12	2012	2-22	2012	15-0	2012	8-6	2012	4-0	2012	19-3
2013	20-9	2013	1-13	2013	15-6	2013	12-1	2013	8-0	2013	27-2
2014	20-14	2014	0-13	2014	3-9	2014	11-6	2014	13-0	2014	16-0
2015	4-23	2015	1-23	2015	4-11	2015	8-3	2015	3-0	2015	7-1
2016	5-24	2016	2-24	2016	4-11	2016	5-4	2016	6-0	2016	5-0
2017	17-7	2017	2-18	2017	9-6	2017	10-0	2017	10-0	2017	22-3
2018	19-6	2018	3-14	2018	15-3	2018	19-0	2018	5-0	2018	29-4
2019	19-5	2019	6-16	2019	8-3	2019	16-1	2019	8-0	2019	28-1
2020	11-3	2020	2-6	2020	5-0	2020	5-0	2020	7-0	2020	13-1
2021	14-2	2021	3-6	2021	16-4	2021	20-0	2021	4-1	2021	25-4
2022	23-2	2022	2-5	2022	9-4	2022	25-2	2022	12-0	2022	25-1
2023	24-5	2023	3-11	2023	9-6	2023	16-2	2023	12-0	2023	31-3
2024	18-5	2024	2-13	2024	13-4	2024	17-1	2024	5-0	2024	28-5
2025	27-5	2025	2-6	2025	7-4	2025	16-4	2025	19-0	2025	31-1
TOTAL	325-272	TOTAL	132-574-1	TOTAL	291-146	TOTAL	301-44	TOTAL	144-3	TOTAL	607-122

** - Data avaliable back to 1998 season*

Opponent 3-5 Runs		Opponent 6-9 Runs		Opponent 10+ Runs		Scored in 1st Inning		Opp. Scored in 1st inning		Scoring First	
Year	Record	Year	Record	Year	Record	Year	Record	Year	Record	Year	Record
1998	6-16	1998	2-10	1998	0-1	1998	10-7	1998	4-11	1998	17-11
1999	6-15	1999	1-7	1999	0-4	1999	13-9	1999	8-9	1999	35-12
2000	8-14	2000	2-6	2000	0-1	2000	10-6	2000	9-12	2000	32-8
2001	2-15	2001	0-1	2001	1-0	2001	9-2	2001	4-9	2001	32-5
2002	5-17	2002	1-5	2002	0-0	2002	16-4	2002	7-13	2002	29-4
2003	5-15	2003	1-12	2003	0-3	2003	3-4	2003	4-15	2003	15-6
2004	5-12	2004	0-16	2004	0-1	2004	2-2	2004	3-15	2004	11-6
2005	4-13	2005	1-15	2005	0-5	2005	11-5	2005	4-19	2005	14-9
2006	2-12	2006	0-17	2006	0-0	2006	6-11	2006	5-8	2006	18-12
2007	6-21	2007	3-10	2007	0-5	2007	9-5	2007	6-17	2007	17-10
2008	10-16	2008	1-8	2008	0-3	2008	23-9	2008	6-14	2008	26-9
2009	10-4	2009	2-17	2009	0-6	2009	8-4	2009	7-20	2009	17-9
2010	6-13	2010	2-7	2010	1-6	2010	16-7	2010	7-18	2010	21-6
2011	4-11	2011	1-13	2011	0-8	2011	4-6	2011	2-15	2011	9-8
2012	8-9	2012	2-12	2012	0-4	2012	13-9	2012	7-14	2012	20-11
2013	7-6	2013	1-10	2013	1-2	2013	16-3	2013	9-13	2013	25-5
2014	7-7	2014	3-14	2014	1-7	2014	13-5	2014	3-16	2014	20-6
2015	7-7	2015	2-16	2015	0-13	2015	7-14	2015	4-19	2015	11-13
2016	9-9	2016	1-17	2016	2-13	2016	6-9	2016	9-19	2016	7-9
2017	7-12	2017	2-8	2017	0-1	2017	15-6	2017	8-9	2017	23-11
2018	11-5	2018	2-6	2018	0-2	2018	15-3	2018	4-4	2018	35-4
2019	7-10	2019	3-7	2019	0-2	2019	22-1	2019	6-6	2019	30-5
2020	6-3	2020	0-1	2020	0-1	2020	8-2	2020	4-3	2020	11-2
2021	15-2	2021	3-2	2021	0-3	2021	18-3	2021	9-2	2021	36-5
2022	20-2	2022	3-6	2022	0-2	2022	33-4	2022	13-3	2022	34-4
2023	6-8	2023	3-4	2023	0-4	2023	19-8	2023	6-6	2023	32-8
2024	9-6	2024	0-5	2024	0-2	2024	20-5	2024	6-8	2024	28-5
2025	12-2	2025	1-8	2025	0-3	2025	24-8	2025	8-7	2025	35-6
TOTAL	210-270	TOTAL	43-260	TOTAL	6-102	TOTAL	369-161	TOTAL	172-324	TOTAL	640-209

Opp. Scores First		Leading After 4		Trailing After 4		Tied After 4		Leading After 5		Traling After 5	
Year	Record	Year	Record	Year	Record	Year	Record	Year	Record	Year	Record
1998	4-27	1998	15-7	1998	1-25	1998	5-6	1998	17-4	1998	1-26
1999	11-17	1999	29-8	1999	5-18	1999	12-3	1999	30-4	1999	2-17
2000	12-23	2000	31-4	2000	3-18	2000	10-9	2000	33-1	2000	5-20
2001	4-25	2001	22-3	2001	1-20	2001	13-7	2001	27-3	2001	0-21
2002	10-24	2002	26-1	2002	6-21	2002	7-6-1	2002	26-2	2002	3-22
2003	9-30	2003	15-4	2003	5-27	2003	4-5	2003	16-2	2003	4-26
2004	7-34	2004	5-4	2004	3-28	2004	10-8	2004	9-4	2004	3-30
2005	5-34	2005	13-4	2005	3-34	2005	3-5	2005	14-3	2005	2-33
2006	8-23	2006	14-5	2006	3-24	2006	8-6	2006	16-1	2006	2-26
2007	4-33	2007	15-5	2007	1-32	2007	5-6	2007	16-4	2007	1-28
2008	11-20	2008	29-1	2008	6-23	2008	2-5	2008	21-2	2008	6-19
2009	10-20	2009	17-7	2009	2-21	2009	8-1	2009	19-1	2009	2-16
2010	7-23	2010	17-3	2010	5-25	2010	6-1	2010	21-3	2010	2-19
2011	4-31	2011	8-4	2011	1-28	2011	4-7	2011	7-5	2011	1-21
2012	9-17	2012	20-4	2012	3-21	2012	6-3	2012	20-3	2012	2-18
2013	11-15	2013	31-3	2013	3-15	2013	2-2	2013	20-2	2013	3-10
2014	7-22	2014	23-3	2014	4-21	2014	0-4	2014	11-3	2014	2-18
2015	5-24	2015	12-3	2015	3-28	2015	1-6	2015	9-4	2015	4-22
2016	10-30	2016	9-3	2016	5-31	2016	3-5	2016	8-5	2016	4-21
2017	8-13	2017	25-5	2017	3-17	2017	3-2	2017	14-2	2017	3-19
2018	7-13	2018	37-2	2018	1-13	2018	4-2	2018	34-2	2018	1-10
2019	8-15	2019	29-2	2019	3-14	2019	6-4	2019	24-1	2019	4-15
2020	8-4	2020	14-1	2020	2-5	2020	3-0	2020	7-1	2020	2-5
2021	7-6	2021	32-0	2021	4-8	2021	7-3	2021	30-1	2021	5-10
2022	14-7	2022	36-3	2022	4-5	2022	8-3	2022	24-4	2022	5-5
2023	8-11	2023	35-6	2023	2-11	2023	3-2	2023	21-2	2023	2-12
2024	9-13	2024	29-2	2024	1-13	2024	7-3	2024	27-1	2024	0-14
2025	9-8	2025	35-3	2025	4-10	2025	5-1	2025	23-2	2025	2-11
TOTAL	226-562	TOTAL	623-100	TOTAL	84-556	TOTAL	155-104	TOTAL	544-72	TOTAL	73-514

** - Data avaliable back to 1998 season*

Tied After 5		Leading After 6		Trailing After 6		Tied After 6		Hit 0 HR		Hit 1 HR	
Year	Record	Year	Record	Year	Record	Year	Record	Year	Record	Year	Record
1998	3-6	1998	16-2	1998	0-28	1998	3-5	1998	19-38	1998	2-0
1999	11-6	1999	35-4	1999	3-21	1999	5-1	1999	36-28	1999	9-1
2000	5-9	2000	34-0	2000	3-21	2000	6-8	2000	37-27	2000	7-3
2001	7-6	2001	30-2	2001	1-22	2001	3-6	2001	29-29	2001	6-1
2002	10-4-1	2002	30-0	2002	1-22	2002	8-6	2002	29-24-1	2002	8-4
2003	3-4	2003	17-0	2003	2-26	2003	3-5	2003	16-30	2003	6-6
2004	6-4	2004	11-4	2004	1-25	2004	6-5	2004	13-36	2004	5-3
2005	1-3	2005	12-1	2005	1-32	2005	2-3	2005	11-35	2005	6-7
2006	6-7	2006	18-1	2006	2-27	2006	4-5	2006	21-27	2006	5-7
2007	4-5	2007	19-4	2007	0-30	2007	1-3	2007	7-38	2007	8-5
2008	2-4	2008	23-2	2008	4-18	2008	1-4	2008	10-21	2008	12-6
2009	3-5	2009	20-1	2009	1-13	2009	2-4	2009	7-22	2009	9-2
2010	4-3	2010	24-1	2010	0-20	2010	2-3	2010	7-17	2010	10-6
2011	3-4	2011	8-2	2011	1-18	2011	1-6	2011	7-32	2011	3-6
2012	3-3	2012	23-3	2012	1-18	2012	1-3	2012	9-15	2012	9-8
2013	5-3	2013	14-0	2013	3-9	2013	6-4	2013	9-12	2013	11-6
2014	1-4	2014	10-1	2014	1-19	2014	0-2	2014	6-16	2014	10-7
2015	1-3	2015	8-1	2015	2-17	2015	3-5	2015	5-24	2015	8-9
2016	2-1	2016	9-3	2016	2-20	2016	3-2	2016	2-24	2016	8-9
2017	3-0	2017	15-1	2017	2-19	2017	3-1	2017	7-17	2017	12-5
2018	3-2	2018	31-1	2018	0-11	2018	4-2	2018	12-11	2018	17-6
2019	2-1	2019	24-1	2019	0-15	2019	4-1	2019	9-14	2019	19-5
2020	3-0	2020	7-1	2020	2-3	2020	2-0	2020	6-5	2020	5-1
2021	3-1	2021	30-1	2021	1-9	2021	5-1	2021	5-6	2021	13-2
2022	5-2	2022	30-0	2022	2-6	2022	0-4	2022	9-5	2022	11-3
2023	4-3	2023	22-1	2023	2-12	2023	2-3	2023	10-12	2023	10-3
2024	4-1	2024	25-1	2024	0-14	2024	3-1	2024	9-10	2024	15-6
2025	3-1	2025	17-1	2025	2-10	2025	2-1	2025	11-7	2025	13-4
TOTAL	110-92	TOTAL	562-40	TOTAL	38-505	TOTAL	85-94	TOTAL	358-582	TOTAL	263-131

Hit 2+ HR		Opp. Hit 0 HR		Opp. Hit 1 HR		Opp. Hit 2+ HR		0 Errors		1 Error	
Year	Record	Year	Record	Year	Record	Year	Record	Year	Record	Year	Record
1998	0-0	1998	19-30	1998	2-7	1998	0-1	1998	4-5	1998	3-12
1999	1-0	1999	38-21	1999	8-7	1999	0-1	1999	21-4	1999	10-11
2000	0-1	2000	41-20	2000	3-9	2000	0-2	2000	7-6	2000	16-11
2001	1-0	2001	35-23	2001	1-6	2001	0-1	2001	17-7	2001	11-12
2002	2-0	2002	34-20-1	2002	5-6	2002	0-2	2002	15-4-1	2002	15-12
2003	2-0	2003	17-19	2003	7-12	2003	0-5	2003	6-14	2003	10-7
2004	0-1	2004	17-26	2004	1-12	2004	0-2	2004	6-8	2004	7-11
2005	2-1	2005	14-19	2005	5-19	2005	0-5	2005	9-11	2005	6-17
2006	0-1	2006	19-20	2006	7-8	2006	0-7	2006	11-7	2006	9-14
2007	6-0	2007	12-22	2007	7-15	2007	2-6	2007	10-10	2007	7-14
2008	15-2	2008	24-10	2008	11-13	2008	2-6	2008	17-5	2008	11-11
2009	11-5	2009	17-11	2009	8-10	2009	2-8	2009	10-8	2009	11-5
2010	11-6	2010	20-11	2010	6-8	2010	2-10	2010	16-8	2010	8-9
2011	3-1	2011	11-12	2011	2-16	2011	0-11	2011	2-8	2011	7-10
2012	11-5	2012	21-12	2012	7-8	2012	1-8	2012	15-5	2012	8-9
2013	16-2	2013	24-5	2013	12-11	2013	0-4	2013	18-5	2013	12-8
2014	11-5	2014	22-11	2014	4-8	2014	1-9	2014	11-9	2014	9-7
2015	3-4	2015	12-11	2015	3-13	2015	1-13	2015	5-8	2015	7-17
2016	7-6	2016	14-15	2016	0-16	2016	3-8	2016	9-10	2016	4-9
2017	12-2	2017	25-10	2017	5-14	2017	1-0	2017	11-7	2017	11-12
2018	13-0	2018	31-3	2018	7-8	2018	4-6	2018	14-4	2018	19-8
2019	10-1	2019	27-10	2019	10-6	2019	1-4	2019	12-2	2019	15-5
2020	8-0	2020	13-3	2020	2-3	2020	4-0	2020	10-1	2020	5-2
2021	25-3	2021	29-3	2021	8-4	2021	6-4	2021	22-5	2021	14-2
2022	28-3	2022	29-2	2022	10-3	2022	9-6	2022	28-5	2022	11-5
2023	20-4	2023	30-5	2023	9-7	2023	1-7	2023	20-5	2023	12-9
2024	13-2	2024	27-13	2024	6-3	2024	4-2	2024	25-7	2024	6-8
2025	20-3	2025	30-1	2025	13-7	2025	1-6	2025	33-5	2025	10-6
TOTAL	251-57	TOTAL	652-349	TOTAL	159-259	TOTAL	45-144	TOTAL	384-183	TOTAL	274-263

** - Data avaliable back to 1998 season*

2+ Errors		Opp. 0 Errors		Opp. 1 Error		Opp. 2+ Errors		Out-Hit Opp.		Out-Hit by Opp.	
Year	Record	Year	Record	Year	Record	Year	Record	Year	Record	Year	Record
1998	14-21	1998	3-14	1998	7-12	1998	11-12	1998	12-5	1998	6-30
1999	15-14	1999	10-12	1999	13-11	1999	23-6	1999	31-2	1999	11-24
2000	21-14	2000	7-18	2000	16-6	2000	21-7	2000	32-5	2000	8-23
2001	8-11	2001	3-9	2001	15-13	2001	18-8	2001	28-9	2001	5-18
2002	9-12	2002	5-8-1	2002	10-8	2002	24-12	2002	33-6-1	2002	3-20
2003	8-15	2003	4-13	2003	7-12	2003	13-11	2003	21-8	2003	2-24
2004	5-21	2004	5-17	2004	2-18	2004	11-5	2004	13-5	2004	3-31
2005	4-15	2005	0-14	2005	7-18	2005	12-11	2005	14-5	2005	1-36
2006	6-14	2006	9-11	2006	8-14	2006	9-10	2006	19-4	2006	3-29
2007	4-19	2007	2-19	2007	10-12	2007	9-12	2007	17-8	2007	2-34
2008	9-13	2008	10-14	2008	14-11	2008	13-4	2008	27-4	2008	6-22
2009	6-16	2009	7-13	2009	10-11	2009	10-5	2009	18-3	2009	6-25
2010	4-12	2010	8-12	2010	9-10	2010	11-7	2010	16-3	2010	8-22
2011	4-21	2011	5-17	2011	3-16	2011	5-6	2011	8-2	2011	3-34
2012	6-14	2012	15-16	2012	5-9	2012	9-3	2012	18-2	2012	9-5
2013	6-7	2013	10-11	2013	9-7	2013	17-2	2013	33-1	2013	2-18
2014	7-12	2014	5-15	2014	7-7	2014	15-6	2014	24-5	2014	0-21
2015	4-12	2015	3-16	2015	7-12	2015	6-9	2015	13-1	2015	2-33
2016	4-20	2016	2-22	2016	6-8	2016	9-9	2016	11-5	2016	2-29
2017	9-5	2017	26-4	2017	3-17	2017	9-5	2017	26-4	2017	3-17
2018	9-5	2018	7-10	2018	15-4	2018	20-3	2018	32-4	2018	4-12
2019	11-13	2019	15-13	2019	15-5	2019	8-2	2019	32-4	2019	4-13
2020	4-3	2020	4-3	2020	6-3	2020	9-0	2020	15-2	2020	2-4
2021	7-4	2021	19-6	2021	17-1	2021	7-4	2021	31-1	2021	6-10
2022	9-1	2022	14-7	2022	18-1	2022	16-3	2022	38-1	2022	6-10
2023	8-5	2023	13-11	2023	16-7	2023	11-1	2023	35-2	2023	3-15
2024	6-3	2024	16-12	2024	16-5	2024	5-1	2024	29-2	2024	6-14
2025	1-3	2025	7-5	2025	18-7	2025	19-2	2025	41-2	2025	3-11
TOTAL	208-325	TOTAL	234-342-1	TOTAL	289-265	TOTAL	350-166	TOTAL	667-105-1	TOTAL	119-584

Record When Arkansas Scores

Year	0	1	2	3	4	5	6	7	8	9	10+
1998	0-14	2-10	5-10	3-3	2-0	4-0	1-0	0-0	1-1	2-0	1-0
1999	0-10	5-6	8-8	9-2	10-0	3-1	3-0	4-1	2-0	2-0	0-1
2000	0-14	1-9	14-4	3-2	6-1	8-0	3-1	5-0	2-0	0-0	2-0
2001	0-13	6-12	8-4	7-1	4-0	4-0	3-0	2-0	0-0	0-0	2-0
2002	0-10	3-9	9-5	4-1	9-1	5-2	3-0	5-0	1-0	0-0	0-0
2003	0-13	1-9	4-7	3-2	5-3	3-0	3-2	2-0	1-0	1-0	1-0
2004	0-18	6-9	2-4	0-5	2-2	5-2	2-0	0-0	1-0	0-0	0-0
2005	0-19	0-9	2-3	2-5	2-4	2-2	2-1	4-0	2-0	1-0	2-0
2006	0-11	5-8	4-5	8-3	3-5	2-0	1-2	2-0	0-1	1-0	0-0
2007	0-20	3-12	2-6	0-2	0-1	3-1	3-0	4-0	3-0	1-0	2-1
2008	0-10	0-7	2-6	7-1	4-1	4-2	4-2	4-0	1-0	3-0	8-0
2009	0-11	1-5	0-4	3-1	3-5	3-1	4-1	4-1	5-0	1-0	3-0
2010	0-3	0-8	3-9	4-3	2-2	4-1	4-2	1-0	1-1	4-0	5-0
2011	0-16	1-10	2-4	0-4	2-2	2-1	1-1	1-1	2-0	0-0	2-0
2012	0-9	0-6	2-7	4-0	5-0	6-0	3-3	2-2	3-0	0-1	4-0
2013	0-4	0-7	1-2	3-2	4-3	8-1	1-1	0-0	9-0	2-0	8-0
2014	0-5	0-6	0-2	0-3	2-4	1-2	1-2	1-3	4-1	5-0	13-0
2015	0-8	0-8	1-7	0-5	2-5	2-1	4-1	1-2	2-0	1-0	3-0
2016	0-9	1-10	1-5	0-2	4-6	0-3	1-2	2-2	2-0	0-0	6-0
2017	0-9	0-6	2-3	2-3	4-1	3-2	2-0	3-0	2-0	3-0	10-0
2018	0-6	1-4	2-4	6-0	6-1	3-2	7-0	3-0	5-0	4-0	5-0
2019	0-4	3-8	3-4	3-1	3-2	2-0	3-1	5-0	4-0	4-0	8-0
2020	0-1	2-2	0-3	1-0	2-0	2-0	0-0	1-0	3-0	1-0	7-1
2021	0-3	1-3	2-0	5-2	7-2	4-0	5-0	5-0	5-0	5-0	4-1
2022	0-3	0-1	2-1	2-0	6-2	1-2	7-1	5-1	7-0	6-0	12-0
2023	0-4	0-4	3-3	1-2	4-4	4-0	5-2	5-0	5-0	1-0	12-0
2024	0-2	1-7	1-4	5-4	4-0	4-0	4-0	5-1	5-0	3-0	5-0
2025	0-2	0-2	2-2	2-1	2-3	3-0	6-1	3-3	2-0	5-0	19-0
TOTAL	0-251	43-197	87-134	87-60	109-60	95-26	86-26	79-17	80-4	56-1	144-4

Record When Leading After

Year	1	2	3	4	5	6
1998	7-6	9-5	10-9	15-7	17-4	16-2
1999	12-6	19-4	26-5	29-8	30-4	35-4
2000	10-5	20-4	28-5	31-4	33-1	34-0
2001	8-1	16-2	18-4	22-3	17-3	30-2
2002	14-3	22-3	23-2	26-1	26-2	30-0
2003	3-3	9-4	10-5	15-4	16-2	17-0
2004	1-2	6-4	5-3	5-4	9-4	11-4
2005	10-1	13-3	13-6	13-4	14-3	12-1
2006	5-10	12-8	15-8	14-5	16-1	18-1
2007	7-4	10-2	14-3	15-5	16-4	19-4
2008	21-4	23-2	24-3	29-1	21-2	23-2
2009	8-3	11-5	17-6	17-7	19-1	20-1
2010	15-4	15-3	15-3	17-3	21-3	24-1
2011	2-5	2-4	6-3	8-4	7-5	8-2
2012	13-6	14-5	18-6	20-4	20-3	23-3
2013	15-2	20-4	24-3	31-3	20-2	14-0
2014	13-2	15-6	21-5	23-3	11-3	10-1
2015	7-10	10-6	12-5	12-3	9-4	8-1
2016	5-6	7-6	9-4	9-3	8-5	9-3
2017	14-3	19-5	18-5	25-5	14-2	15-1
2018	15-3	27-4	32-3	37-2	34-2	31-1
2019	22-1	26-3	23-3	29-2	24-1	24-1
2020	7-1	9-1	14-1	14-1	7-1	7-1
2021	17-2	27-1	29-1	32-0	30-0	30-1
2022	30-3	33-4	33-4	36-3	24-4	30-0
2023	18-4	26-6	28-5	35-6	21-2	22-1
2024	19-4	24-2	28-1	29-2	27-1	25-1
2025	21-5	28-2	33-4	35-3	23-2	17-1
TOTAL	339-109	462-112	546-114	623-100	534-71	562-40

** - Data avaliable back to 1998 season*

Record When Opponent Scores

Year	0	1	2	3	4	5	6	7	8	9	10+
1998	7-0	5-5	1-6	2-7	4-5	0-4	1-4	1-3	0-2	0-1	0-1
1999	17-0	13-0	9-3	4-6	2-6	0-3	0-4	1-1	0-0	0-2	0-4
2000	14-0	13-4	7-6	6-6	2-4	0-4	1-1	1-2	0-2	0-1	0-1
2001	21-0	6-5	6-9	1-8	1-6	0-1	0-0	0-0	0-1	0-0	1-0
2002	15-0	12-0	6-6	4-7	0-6	1-4	1-4	0-0	0-1	0-0	0-0
2003	3-0	11-2	4-4	1-6	2-4	2-5	1-2	0-6	0-2	0-2	0-3
2004	9-0	3-5	1-6	2-4	2-3	1-5	0-6	0-4	0-5	0-1	0-1
2005	3-0	7-5	4-5	1-2	2-6	1-5	1-5	0-2	0-6	0-2	0-5
2006	13-0	5-2	6-4	2-3	0-1	0-8	0-4	0-5	0-5	0-3	0-0
2007	8-0	3-4	1-3	1-6	2-7	3-8	1-4	0-4	2-1	0-1	0-5
2008	5-0	11-1	10-1	4-7	3-6	3-3	1-3	0-1	0-2	0-2	0-3
2009	6-0	4-0	5-2	6-1	1-1	3-2	0-4	1-4	0-5	1-4	0-6
2010	6-0	6-0	7-3	3-4	0-5	3-4	1-3	0-1	1-1	0-2	1-6
2011	3-0	2-2	3-5	1-3	2-5	1-3	1-1	0-2	0-6	0-4	0-8
2012	5-0	9-1	5-2	3-4	4-2	1-3	1-2	1-6	0-2	0-2	0-4
2013	11-0	9-1	7-1	6-2	1-0	0-4	0-1	1-2	0-4	0-3	1-2
2014	8-0	7-0	1-0	0-1	6-3	1-3	1-3	2-4	0-5	0-2	1-7
2015	3-0	1-1	3-0	1-2	1-3	5-2	1-4	1-3	0-4	0-5	0-13
2016	2-0	2-0	1-0	3-2	4-3	2-4	1-3	0-4	0-3	0-7	2-13
2017	7-0	6-1	9-2	4-4	2-4	1-4	1-4	1-1	0-2	0-1	0-1
2018	15-0	7-2	7-2	8-2	1-1	2-2	1-3	1-1	0-1	0-1	0-2
2019	12-0	9-0	7-1	3-6	2-2	2-2	2-4	1-1	0-1	0-1	0-2
2020	5-0	6-0	2-1	2-2	3-0	1-1	0-0	0-0	0-0	0-1	0-1
2021	11-0	7-1	7-3	9-0	4-1	2-1	2-1	1-1	0-0	0-0	0-3
2022	13-0	9-0	3-1	10-2	8-0	2-0	1-2	1-1	0-3	1-0	0-2
2023	17-0	8-0	6-3	3-3	3-4	0-1	2-0	1-2	0-0	0-2	0-4
2024	14-0	5-1	9-4	4-4	3-1	2-1	0-2	0-2	0-1	0-0	0-2
2025	15-0	11-0	5-1	5-1	4-0	3-1	0-1	0-2	0-1	1-4	0-3
TOTAL	**268-0**	**197-43**	**142-84**	**99-102**	**69-89**	**42-88**	**22-75**	**15-65**	**3-66**	**3-54**	**6-102**

Record When Trailing After

Year	1	2	3	4	5	6
1998	0-11	2-14	2-20	1-25	1-26	0-28
1999	7-9	6-14	4-17	5-18	2-17	3-21
2000	8-10	5-14	7-16	3-18	5-20	3-21
2001	3-8	1-9	0-13	1-20	0-21	1-22
2002	4-12	5-16	7-16	6-21	3-22	1-22
2003	3-13	2-20	6-26	5-27	4-26	2-26
2004	2-15	2-20	2-26	3-28	3-30	1-25
2005	4-17	3-24	3-28	3-34	2-33	1-32
2006	5-5	3-13	1-15	3-24	2-26	2-27
2007	4-16	2-26	2-29	1-32	1-28	0-30
2008	2-12	5-16	7-19	6-23	6-19	4-18
2009	5-19	6-21	3-21	2-21	2-16	1-13
2010	3-17	2-22	2-24	5-25	2-19	0-20
2011	2-14	1-22	2-27	1-28	1-21	1-18
2012	5-13	3-15	3-18	3-21	2-18	1-18
2013	6-13	5-14	4-15	3-15	3-10	3-9
2014	3-14	4-18	3-19	4-21	2-18	1-19
2015	2-16	2-20	2-25	3-28	4-22	2-17
2016	7-17	7-21	4-28	5-31	4-21	2-20
2017	5-7	4-8	5-15	3-17	3-19	2-19
2018	3-4	5-10	6-11	1-13	1-10	1-11
2019	2-6	2-10	5-14	3-14	4-15	0-15
2020	2-2	1-3	1-5	2-5	2-5	2-3
2021	5-1	4-4	5-6	4-8	5-10	1-9
2022	8-1	8-5	7-5	4-5	5-5	2-6
2023	4-4	7-7	6-8	2-11	2-12	2-12
2024	4-7	4-9	3-12	1-13	0-14	0-14
2025	5-5	3-6	4-7	4-10	2-11	2-10
TOTAL	**113-228**	**104-401**	**106-485**	**87-556**	**73-514**	**41-505**

Long Winning Streaks

Year	Streak
1998	4
1999	12
2000	9
2001	5
2002	7
2003	6
2004	4
2005	4
2006	9
2007	3
2008	12
2009	5
2010	8
2011	2
2012	12
2013	7
2014	11
2015	9
2016	3
2017	11
2018	9
2019	9
2020	10
2021	19
2022	11
2023	10
2024	6
2025	14
LONGEST	**19 (2021)**

Long Losing Streaks

Year	Streak
1998	8
1999	5
2000	4
2001	4
2002	6
2003	7
2004	9
2005	11
2006	10
2007	8
2008	6
2009	7
2010	9
2011	12
2012	10
2013	3
2014	6
2015	9
2016	14
2017	8
2018	4
2019	3
2020	2
2021	2
2022	2
2023	4
2024	2
2025	3
LONGEST	**14 (2016)**

Yearly Away Attendance

Year	Attendance
1998	4,907
1999	4,458
2000	4,585
2001	7,527
2002	10,229
2003	8,975
2004	6,601
2005	6,767
2006	8,600
2007	19,283
2008	13,160
2009	13,912
2010	11,510
2011	19,191
2012	15,520
2013	12,833
2014	13,817
2015	17,244
2016	14,571
2017	20,176
2018	23,773
2019	19,011
2020	12,905
2021	8,937
2022	21,168
2023	33,641
2024	28,948
2025	32,496
TOTAL	**414,745**

Record When Tied After

Year	1	2	3	4	5	6
1998	14-21	10-19	9-9	5-6	3-6	3-5
1999	27-14	21-11	16-7	12-3	11-6	5-1
2000	26-16	19-13	9-10	10-9	5-9	6-8
2001	25-21	19-19	18-13	13-7	7-6	3-6
2002	21-13	12-9	9-10	7-6	10-4	8-6
2003	18-20	13-12	8-5	4-5	3-4	3-5
2004	15-23	10-16	11-11	10-8	6-4	6-5
2005	5-25	3-16	3-9	3-5	1-3	2-3
2006	15-20	10-14	9-12	8-6	6-7	4-5
2007	10-23	9-15	5-11	5-6	4-5	1-3
2008	14-13	9-11	6-7	2-5	2-4	1-4
2009	14-7	10-3	7-2	8-1	3-5	2-4
2010	10-8	11-4	11-2	6-1	4-3	2-3
2011	9-20	10-13	5-9	4-7	3-4	1-6
2012	11-9	12-8	8-4	6-3	3-3	1-3
2013	15-5	11-2	8-2	2-2	5-3	6-4
2014	11-12	8-4	3-4	0-4	1-4	0-2
2015	7-11	4-11	2-7	1-6	1-3	3-5
2016	5-16	3-12	4-7	3-5	2-1	3-2
2017	12-14	8-11	8-4	3-2	3-0	3-1
2018	24-10	10-3	4-3	4-2	3-2	4-2
2019	14-13	10-7	10-3	6-4	2-1	4-1
2020	10-3	9-2	4-0	3-0	3-0	2-0
2021	21-8	12-6	9-4	7-3	3-1	5-1
2022	10-7	7-2	8-2	8-3	5-2	0-4
2023	18-11	7-6	6-6	3-2	4-3	2-3
2024	14-7	9-7	6-5	7-3	4-1	3-1
2025	18-4	13-6	7-3	5-1	3-1	2-1
TOTAL	**413-374**	**289-262**	**213-171**	**155-115**	**110-95**	**85-94**

** - Data avaliable back to 1998 season*

Year-By-Year Arkansas Hitting and Fielding Statistics

YEAR	AVG	GP	AB	R	H	2B	3B	HR	RBI	TB	SLG%	BB	HP	SO	GDP	OB%	SF	SH	SB-ATT	PO	A	E	FLD%
1997	.238	58	1481	128	353	49	11	11	100	457	.309	72	-	224	14	-	-	-	42-64	1146	597	136	.928
1998	.218	59	1527	140	333	42	6	2	116	393	.257	115	-	263	15	-	-	-	44-71	1222	570	121	.937
1999	.239	**75**	1902	233	455	60	**14**	12	176	579	.304	146	-	307	19	-	-	-	**97-126**	**1579**	792	106	.957
2000	.248	**75**	**1932**	227	479	81	9	12	190	614	.318	136	-	320	19	-	-	-	56-80	1567	**802**	126	.949
2001	.249	64	1611	154	387	58	3	9	127	478	.297	94	-	216	17	-	-	-	40-61	1306	702	70	.966
2002	.255	68	1782	191	455	53	8	16	147	572	.321	105	-	242	19	.297	-	-	68-99	1427	642	78	.964
2003	.245	59	1523	168	373	49	8	16	142	486	.319	86	-	293	22	.285	-	-	53-75	1202	561	76	.959
2004	.191	58	1494	113	286	36	3	10	86	358	.240	85	24	423	22	.246	-	-	59-84	1228	491	84	.953
2005	.239	62	1596	175	381	53	9	19	147	509	.319	87	33	380	13	.292	-	-	60-70	1203	453	72	.958
2006	.212	60	1535	148	326	47	7	14	127	429	.279	125	22	347	**0**	.280	8	**53**	53-74	1256	396	71	.959
2007	.225	64	1647	176	370	43	13	28	150	523	.318	100	24	414	6	.278	4	24	54-67	1252	437	90	.949
2008	.267	66	1726	299	461	75	9	65	267	749	.434	162	32	342	7	.340	7	39	30-41	1308	430	82	.955
2009	.250	56	1396	229	349	70	9	48	214	581	.416	151	18	310	2	.330	3	39	31-39	1071	467	72	.955
2010	.254	57	1478	251	376	73	4	58	236	631	.427	202	30	337	8	.353	13	43	27-33	1144	437	58	.965
2011	.231	52	1311	138	303	45	10	18	121	422	.322	142	14	377	3	.311	8	21	48-61	999	368	78	.946
2012	.248	57	1435	232	356	67	9	60	208	621	.433	196	43	320	5	.354	5	17	27-43	1136	490	64	.962
2013	.283	56	1415	304	401	63	9	61	274	665	.470	229	27	237	6	.390	14	22	55-64	1078	309	53	.963
2014	.304	55	1422	359	432	66	**14**	54	325	688	.484	231	36	204	6	.410	15	18	52-61	1006	473	71	.954
2015	.249	53	1351	192	336	38	10	31	167	487	.360	185	22	247	5	.346	10	23	52-63	1014	488	72	.954
2016	.260	56	1409	219	367	52	6	49	197	578	.410	131	33	302	9	.335	10	28	20-24	1037	518	71	.956
2017	.284	55	1430	273	406	68	9	59	246	669	.468	173	19	282	10	.367	6	15	17-20	1036	533	52	.968
2018	.279	59	1554	284	434	67	11	55	256	688	.443	166	22	207	11	.353	21	12	20-22	1165	410	60	.963
2019	.288	58	1487	284	428	74	5	50	263	662	.445	162	56	286	14	.374	22	21	13-15	1126	440	87	.947
2020	.317	25	634	154	201	28	2	26	139	311	.491	86	32	106	4	.421	5	8	10-11	468	180	25	.963
2021	.261	54	1438	292	375	60	3	95	278	726	.505	208	57	287	10	.374	9	23	4-6	1137	351	41	.973
2022	**.331**	59	1529	422	**506**	76	6	**109**	388	**921**	**.602**	212	**64**	241	16	.429	17	19	38-46	1142	339	41	.973
2023	.277	59	1525	341	423	73	9	69	318	721	.473	197	51	313	11	.375	17	11	26-26	1149	438	48	.971
2024	.278	55	1408	271	391	54	10	56	255	633	.450	154	47	**192**	10	.364	19	11	27-31	1091	403	33	.978
2025	.320	58	1532	**436**	491	**90**	10	74	**399**	823	.537	**291**	57	195	11	**.439**	**29**	16	37-40	1093	354	**24**	**.984**

BOLD *- Program Record (2020 Season not included)*

Year-By-Year Opponent Hitting and Fielding Statistics

YEAR	AVG	GP	AB	R	H	2B	3B	HR	RBI	TB	SLG%	BB	HP	SO	GDP	OB%	SF	SH	SB-ATT	PO	A	E	FLD%
1997	.272	58	1577	239	429	62	11	15	188	558	.354	76	-	217	-	-	-	-	47-67	1184	595	92	.951
1998	.254	59	1587	202	403	64	10	12	153	523	.330	91	-	246	-	-	-	-	82-91	1252	621	89	.955
1999	.237	**75**	**1978**	213	469	63	12	17	162	607	.307	92	-	**415**	-	-	-	-	65-92	1542	692	113	.952
2000	226	**75**	1954	191	441	63	17	16	144	586	.300	131	-	370	-	-	-	-	51-72	**1563**	**721**	93	.961
2001	.208	64	1570	154	387	51	12	9	91	429	.273	85	-	338	-	-	-	-	39-62	1302	605	103	.949
2002	.209	68	1721	156	359	56	11	16	135	485	.282	147	21	425	0	.278	5	53	49-72	1413	706	109	.951
2003	.249	60	1563	236	389	78	11	31	211	582	.372	161	22	332	3	.327	4	45	55-75	1226	569	79	.958
2004	.229	58	1512	213	346	58	14	18	169	486	.321	166	21	401	6	.312	7	60	65-92	1246	508	62	.966
2005	.301	62	1612	269	486	81	7	36	238	689	.427	152	13	306	5	.363	15	54	74-88	1226	488	90	.950
2006	.249	60	1596	212	398	66	4	32	189	568	.356	142	31	375	0	.321	8	72	65-75	1252	541	69	.963
2007	.278	64	1705	275	474	69	4	43	242	680	.399	98	22	356	1	.323	13	42	69-84	1281	508	75	.960
2008	.253	66	1688	232	427	69	4	40	204	624	.370	129	27	385	4	.314	11	**73**	39-48	1286	487	74	.960
2009	.302	56	1439	290	435	49	2	43	263	617	.429	198	**60**	247	2	.406	11	52	75-94	1070	404	61	.960
2010	.282	57	1502	252	423	59	7	47	230	637	.424	126	26	282	5	.344	**18**	40	55-73	1142	403	60	.963
2011	.305	52	1382	284	421	63	6	48	250	640	.463	154	19	244	3	.379	14	34	62-76	1044	380	45	.969
2012	.283	57	1502	238	425	81	5	36	205	624	.415	132	31	226	4	.351	10	45	66-84	1111	345	46	.969
2013	.238	56	1397	194	333	62	15	33	177	524	.375	150	27	384	5	.323	7	16	41-55	1041	408	67	.956
2014	.288	55	1353	288	389	53	7	38	256	570	.421	206	38	221	12	.395	6	32	36-55	993	358	77	.946
2015	.324	53	1462	**350**	473	**85**	13	48	307	728	**.498**	195	30	158	7	.410	17	33	61-68	1036	406	57	.962
2016	**.325**	56	1482	411	**482**	77	**19**	46	**357**	**735**	.496	**315**	32	217	10	**.450**	15	21	**93-113**	1061	390	57	.962
2017	.256	55	1335	181	342	39	6	21	162	456	.342	116	30	216	7	.327	11	32	39-54	1032	327	56	.960
2018	.218	59	1489	161	325	37	3	36	146	476	.320	88	38	377	6	.279	3	19	29-44	1111	432	79	.951
2019	.220	58	1480	183	326	48	3	28	152	464	.314	73	43	362	5	.276	5	24	12-22	1085	323	47	.968
2020	.228	25	601	65	137	19	2	15	54	205	.341	45	12	173	5	.293	3	6	9-12	439	158	28	.955
2021	.217	54	1435	154	311	44	5	37	143	476	.332	88	30	329	10	.275	6	18	20-29	1085	328	41	.972
2022	.234	59	1468	180	344	62	6	**49**	167	565	.385	116	32	407	6	.304	5	22	19-27	1060	374	63	.958
2023	.210	59	1423	173	299	37	4	36	153	452	.318	153	35	380	**18**	.301	7	16	27-33	1104	314	51	.965
2024	.224	55	1351	148	302	45	2	23	134	420	.311	127	29	320	**18**	.302	9	21	19-24	1048	336	**36**	**.975**
2025	.215	58	1343	183	289	45	4	40	170	462	.344	178	29	347	16	.318	12	14	36-42	1050	347	74	.950

BOLD *- Program Record (2020 Season not included)*

Year-By-Year Arkansas Pitching Statistics

YEAR	ERA	W-L	APP	GS	CG	SHO	SV	IP	H	R	ER	BB	SO	2B	3B	HR	B/AVG.	WP	HP	BK	SFA	SHA
1997	3.09	16-42	48	48	-	-	-	382.1	429	239	169	76	217	62	11	15	.272	-	-	-	-	-
1998	1.94	21-38	59	59	-	-	-	407.1	403	201	113	91	246	64	10	12	.254	-	-	-	-	-
1999	1.75	46-29	**75**	**75**	-	-	-	**526.2**	469	213	132	92	415	63	12	17	.237	-	-	-	-	-
2000	1.49	44-31	**75**	**75**	-	-	-	522.1	441	191	111	131	370	63	17	16	.226	-	-	-	-	-
2001	**1.21**	36-30	66	66	**46**	0	-	435.1	327	**118**	**75**	**66**	338	51	12	**9**	**.208**	-	-	-	-	-
2002	1.60	39-28	68	68	38	16/2	6	475.2	359	156	109	147	**425**	56	11	16	.209	**9**	21	1	5	53
2003	3.20	24-36	60	60	36	3/1	3	400.2	389	236	183	161	332	78	11	31	.249	22	22	3	4	45
2004	2.45	18-40	58	58	34	9/2	1	409.1	346	213	143	166	401	58	14	18	.229	23	21	1	7	60
2005	3.88	19-43	62	62	20	3/2	6	401.0	486	269	222	152	306	81	7	36	.301	13	**13**	2	15	54
2006	2.68	25-35	60	60	26	12/2	4	418.2	398	212	160	142	375	66	4	32	.249	23	31	1	8	72
2007	3.44	21-43	64	64	28	8/0	3	417.1	474	275	205	98	356	69	4	43	.278	29	22	2	13	42
2008	2.63	37-29	66	66	26	5/0	5	436.0	427	232	164	129	385	69	4	40	.253	30	27	1	11	73
2009	4.75	27-29	56	56	27	6/0	4	357.0	435	290	242	198	247	49	2	43	.302	29	60	0	11	52
2010	3.67	28-29	57	57	23	6/1	4	381.1	423	252	200	126	282	59	7	47	.282	21	26	8	18	40
2011	4.77	13-39	52	52	19	3/1	1	333.0	421	284	227	154	244	63	6	48	.305	23	19	5	14	34
2012	3.60	29-28	57	57	27	5/1	3	378.2	425	238	195	132	226	81	5	36	.283	19	31	0	10	45
2013	2.86	36-20	56	56	25	11/5	5	359.1	333	194	147	150	384	62	15	33	.238	13	27	0	7	16
2014	4.70	27-28	55	55	18	8/2	0	335.1	389	288	225	206	221	53	7	38	.288	36	38	1	6	32
2015	5.63	16-37	53	53	12	3/0	2	338.0	473	350	272	195	158	85	13	48	.324	42	30	2	17	33
2016	6.98	17-39	56	56	27	2/1	1	346.0	482	411	345	315	217	77	19	46	.325	67	32	0	15	21
2017	2.82	31-24	55	55	18	7/4	3	345.1	342	181	139	116	216	39	6	21	.256	42	30	0	11	32
2018	2.34	42-17	59	59	25	15/1	5	388.1	325	161	130	88	377	37	3	36	.218	16	38	0	**3**	19
2019	2.00	38-20	58	58	26	12/1	7	375.1	326	183	107	73	362	48	3	28	.220	30	43	0	5	24
2020	1.93	19-6	25	25	7	5/3	4	156.0	137	65	43	45	173	19	2	15	.228	8	12	0	3	6
2021	2.18	43-11	54	54	20	11/4	**9**	379.0	311	154	118	88	329	44	5	37	.217	16	30	0	6	18
2022	2.70	**48-11**	59	59	22	13/4	6	380.2	344	180	147	116	407	62	6	49	.234	23	32	0	5	22
2023	2.47	40-19	59	59	22	**17/7**	5	383.0	299	173	135	153	380	**37**	4	36	.210	33	35	0	7	16
2024	2.18	37-18	55	55	20	14/5	3	363.2	302	148	113	127	320	45	**2**	23	.224	35	29	0	9	21
2025	3.04	44-14	58	58	17	15/6	**9**	364.1	**289**	183	158	178	347	45	4	40	.215	25	29	0	12	**14**

BOLD *- Program Record (2020 Season not included)*

Year-By-Year Opponent Pitching Statistics

YEAR	ERA	W-L	APP	GS	CG	SHO	SV	IP	H	R	ER	BB	SO	2B	3B	HR	B/AVG.	WP	HP	BK	SFA	SHA
1997	1.61	42-16	48	48	-	-	-	392.2	353	128	91	**72**	224	49	11	11	.238	-	-	-	-	-
1998	1.56	38-21	59	59	-	-	-	417.1	333	140	93	115	263	42	6	**2**	.218	-	-	-	-	-
1999	1.93	29-46	**75**	**75**	-	-	-	514.0	455	233	142	146	307	60	14	12	.239	-	-	-	-	-
2000	2.15	31-44	**75**	**75**	-	-	-	**520.0**	478	227	160	136	320	81	9	12	.248	-	-	-	-	-
2001	1.66	30-36	66	66	-	-	-	434.0	387	154	103	94	216	58	3	9	.249	-	-	-	-	-
2002	1.78	28-39	68	68	32	11/3	3	471.0	455	191	120	105	242	53	8	16	.255	21	40	2	**3**	94
2003	1.99	36-24	60	60	30	13/5	5	408.2	373	168	116	86	293	49	8	16	.245	21	32	2	4	61
2004	**1.20**	40-18	58	58	**39**	18/0	2	415.1	**286**	**113**	**71**	85	**423**	**36**	**3**	10	**.191**	**16**	24	0	4	42
2005	1.97	**43-19**	62	62	27	19/7	4	408.2	381	175	115	87	380	53	9	19	.239	19	33	0	10	29
2006	1.74	35-25	60	60	32	11/4	7	417.1	326	148	104	125	347	47	7	14	.212	21	22	1	8	53
2007	2.11	43-21	64	64	35	**20/4**	**9**	427.0	370	176	129	100	414	43	13	28	.225	29	24	2	4	24
2008	3.69	29-37	66	66	36	10/2	4	428.2	461	299	226	162	342	75	9	65	.267	35	32	2	7	39
2009	3.79	29-27	56	56	33	11/5	1	356.2	349	229	193	151	310	70	9	48	.250	17	18	2	3	39
2010	3.90	29-28	57	57	23	3/1	3	380.2	376	251	212	202	337	73	4	58	.254	24	30	3	13	43
2011	1.97	39-13	52	52	29	16/5	3	348.0	303	138	98	142	377	45	10	18	.231	22	**14**	7	8	21
2012	3.89	28-29	57	57	23	9/2	1	370.1	356	232	206	196	320	67	9	60	.248	26	43	3	5	17
2013	5.16	20-36	56	56	27	4/1	4	347.0	401	304	256	229	237	63	9	61	.283	31	27	7	14	22
2014	5.69	28-27	55	55	16	5/1	1	331.0	432	359	269	231	204	66	14	54	.304	35	36	2	15	18
2015	3.02	37-16	53	53	23	8/1	4	345.2	336	192	149	185	247	38	10	31	.249	23	22	0	10	23
2016	3.60	39-17	56	56	27	9/3	2	353.2	367	219	182	131	302	52	6	49	.260	25	33	2	10	28
2017	4.76	24-31	55	55	18	9/3	6	344.0	406	273	234	173	282	68	9	59	.284	30	19	1	6	15
2018	4.23	17-42	59	59	23	6/0	1	370.1	434	284	224	166	207	67	11	55	.279	30	22	0	21	12
2019	4.57	20-38	58	58	23	4/0	5	361.2	428	284	236	162	286	74	5	50	.288	20	56	0	22	21
2020	6.08	6-19	25	25	9	1/0	1	146.1	201	154	127	86	106	28	2	26	.317	19	32	0	5	8
2021	5.03	11-43	54	54	17	3/0	2	361.2	375	292	260	208	287	60	**3**	95	.261	22	57	0	9	23
2022	7.07	11-48	59	59	11	3/1	1	353.1	506	422	357	212	241	76	6	109	.331	23	64	0	17	19
2023	5.57	19-40	59	59	15	4/1	3	368.0	423	341	293	197	313	73	9	69	.277	39	51	0	17	**11**
2024	4.99	18-37	55	55	13	2/0	5	349.1	391	271	249	154	192	54	10	56	.278	21	47	0	19	**11**
2025	7.02	14-44	58	58	13	2/0	4	350.0	491	436	351	291	195	90	10	74	.320	26	57	0	29	16

BOLD *- Program Record (2020 Season not included)*

Year-By-Year Arkansas Conference Hitting and Fielding Statistics

YEAR	AVG	GP	AB	R	H	2B	3B	HR	RBI	TB	SLG%	BB	HP	SO	GDP	OB%	SF	SH	SB-ATT	PO	A	E	FLD%
1997	---	-	-	-	-	-	-	-	-	-	---	-	-	-	-	-	-	-	-	-	-	-	-
1998	.220	30	756	70	166	20	2	1	60	193	.255	63	17	125	1	.292	6	32	22-35	614	283	60	.937
1999	.237	30	755	72	179	23	3	4	62	220	.291	46	19	117	**0**	.296	5	**47**	**37-50**	**641**	302	33	.966
2000	.246	30	**785**	95	193	40	5	5	84	258	.329	62	14	126	**0**	.311	5	41	16-26	639	332	49	.952
2001	.219	30	735	55	161	21	0	5	46	197	.268	36	18	103	**0**	.272	0	**47**	16-21	610	**347**	28	.972
2002	.260	30	776	85	202	27	4	8	67	261	.336	40	17	103	**0**	.310	2	41	24-37	607	282	39	.958
2003	.219	30	741	57	162	23	5	4	51	207	.279	33	16	157	1	.266	3	31	18-29	597	276	41	.955
2004	.167	30	759	54	127	13	0	6	41	158	.208	43	9	254	2	.220	2	22	24-33	630	262	50	.947
2005	.203	29	719	57	146	18	1	7	51	187	.260	45	12	204	2	.260	5	13	25-30	551	224	37	.954
2006	.214	29	743	65	159	23	1	6	54	202	.272	56	7	181	**0**	.275	2	26	23-34	594	203	38	.954
2007	.189	28	699	56	132	15	3	7	50	174	.249	35	12	202	1	.240	1	8	19-22	546	187	43	.945
2008	.210	28	708	75	149	23	1	18	65	228	.322	42	15	149	4	.269	1	12	5-9	542	194	36	.953
2009	.237	26	638	86	151	28	4	21	81	250	.392	67	9	174	2	.318	0	14	12-17	487	212	35	.952
2010	.256	28	733	131	188	**35**	3	28	126	313	.427	100	17	157	8	.355	**9**	24	10-13	565	197	25	.968
2011	.190	26	621	38	118	11	0	7	37	150	.242	64	6	205	2	.271	3	10	15-22	488	180	40	.944
2012	.211	28	706	87	149	21	2	34	83	276	.391	90	20	186	2	.316	3	4	9-19	551	229	34	.958
2013	.230	22	562	82	129	22	0	21	71	214	.381	77	7	108	1	.327	5	4	12-15	451	122	18	.970
2014	.256	24	632	111	162	23	3	20	103	251	.397	72	14	107	4	.343	6	3	13-14	451	211	36	.948
2015	.190	24	559	37	106	7	0	13	34	152	.272	57	5	116	5	.270	2	4	9-11	428	202	29	.956
2016	.217	24	543	57	118	19	0	14	49	179	.330	41	8	151	5	.282	0	5	3-5	402	209	33	.949
2017	.206	24	611	50	126	11	2	14	46	183	.300	65	7	156	1	.289	1	8	3-4	472	236	22	.970
2018	.248	24	624	83	155	27	3	13	76	227	.364	65	6	100	6	.321	8	6	3-3	474	157	24	.963
2019	.239	24	586	80	140	17	1	20	77	219	.374	66	20	149	6	.334	5	7	0-1	456	193	39	.943
2020	.222	3	72	4	16	2	0	0	4	18	.250	9	1	14	2	.313	1	0	0-0	54	26	5	.941
2021	.228	24	631	95	144	22	0	31	88	259	.410	89	27	156	5	.347	3	12	3-3	516	162	14	.980
2022	**.318**	24	638	**158**	**203**	26	3	**48**	**150**	**379**	**.594**	89	25	95	10	**.419**	5	3	11-13	478	136	13	.979
2023	.261	24	618	117	161	28	2	28	107	277	.448	60	22	137	8	.344	7	5	4-4	471	190	22	.968
2024	.245	24	600	89	147	19	3	22	82	238	.397	57	18	**90**	7	.327	4	4	4-7	474	185	16	.976
2025	.282	24	662	142	187	26	3	26	131	297	.449	**111**	**30**	110	7	.404	8	9	6-7	484	150	**12**	**.981**

BOLD *- Program Record (2020 Season not included)*

Year-By-Year Opponent Conference Hitting and Fielding Statistics

YEAR	AVG	GP	AB	R	H	2B	3B	HR	RBI	TB	SLG%	BB	HP	SO	GDP	OB%	SF	SH	SB-ATT	PO	A	E	FLD%
1997	---	-	-	-	-	-	-	-	-	-	---	-	-	-	-	-	-	-	-	-	-	-	-
1998	.271	30	803	104	218	32	6	5	79	277	.345	37	8	136	0	.308	7	34	34-46	628	303	41	.958
1999	.237	30	793	87	188	25	5	1	77	226	.285	41	10	168	0	.282	4	35	29-34	638	288	34	.965
2000	.240	30	813	82	195	21	7	7	62	251	.309	54	9	152	0	.294	3	39	27-35	637	**304**	35	.964
2001	.229	30	733	53	168	25	5	4	44	215	.293	31	8	140	1	.268	1	35	28-41	614	287	50	.947
2002	.243	30	761	85	185	31	6	9	69	255	.335	76	15	157	0	.323	3	17	30-41	606	300	54	.944
2003	.272	30	801	125	218	**47**	8	12	113	317	.396	77	13	162	3	.345	1	27	30-37	618	288	31	.967
2004	.262	30	**806**	144	211	38	7	12	117	299	.371	93	12	176	4	.344	7	32	42-52	**651**	253	26	.972
2005	.313	29	741	138	232	41	2	20	124	337	.455	82	4	102	4	.380	10	26	29-37	581	234	32	.962
2006	.276	29	778	112	215	38	2	14	101	299	.384	66	18	152	0	.346	2	36	32-39	603	253	34	.962
2007	.300	28	767	122	230	23	2	22	105	323	.421	31	8	134	0	.333	3	16	37-44	567	200	28	.965
2008	.298	28	731	133	218	37	4	19	117	320	.438	66	19	138	3	.370	4	**38**	20-25	558	192	36	.954
2009	.318	26	661	146	210	23	1	23	136	304	.460	90	34	107	2	.422	6	22	47-52	496	166	23	.966
2010	.305	28	763	150	233	32	5	**33**	140	374	.490	64	13	127	2	.364	11	22	41-49	573	209	32	.961
2011	.327	26	676	160	221	32	4	30	147	351	.519	89	14	89	1	.410	**12**	21	43-52	521	185	18	.975
2012	.305	28	757	139	231	45	4	23	123	353	.466	70	20	99	1	.376	7	25	39-45	568	163	12	.984
2013	.238	22	584	88	139	23	8	15	83	223	.382	67	18	145	2	.334	2	7	20-25	441	153	19	.969
2014	.342	24	653	192	223	35	2	27	170	343	.525	121	26	73	6	.460	5	17	15-22	469	144	26	.959
2015	.372	24	645	195	240	34	7	32	175	**384**	.595	109	20	**43**	4	.471	10	16	40-44	453	156	23	.964
2016	**.388**	24	626	**237**	**243**	36	**9**	28	**211**	381	**.609**	**159**	21	69	6	**.519**	9	11	**52-62**	429	153	17	.972
2017	.295	24	630	104	186	20	3	13	94	251	.398	59	12	82	3	.362	8	15	23-28	487	143	23	.965
2018	.254	24	631	84	160	18	2	20	81	242	.384	35	16	127	2	.308	2	7	19-25	472	207	25	.964
2019	.240	24	617	99	148	21	2	15	84	218	.353	40	**28**	114	2	.314	3	8	3-7	457	130	**9**	**.985**
2020	.354	3	79	19	28	3	1	1	15	36	.456	12	0	13	2	.430	2	2	1-1	57	20	2	.975
2021	.218	24	650	61	142	26	2	17	57	223	.343	33	16	140	6	.272	2	7	3-6	497	150	17	.974
2022	.234	24	623	82	146	25	4	25	78	254	.408	50	17	167	2	.308	2	4	11-12	457	166	21	.967
2023	.236	24	589	76	139	17	1	19	69	215	.365	61	23	124	13	.329	5	9	12-15	463	134	20	.968
2024	.240	24	604	77	145	24	0	13	68	208	.344	57	16	118	8	.321	3	12	11-13	469	175	17	.974
2025	.256	24	622	116	159	26	1	25	111	262	.421	117	14	134	10	.382	6	6	20-24	478	146	28	.957

BOLD *- Program Record (2020 Season not included)*

Year-By-Year Arkansas Conference Pitching Statistics

YEAR	ERA	W-L	APP	GS	CG	SHO	SV	IP	H	R	ER	BB	SO	2B	3B	HR	B/AVG.	WP	HP	BK	SFA	SHA
1997	---	-	-	-	-	-	-	-	-	-	-	-	-	-	-	-	---	-	-	-	-	-
1998	2.33	13-17	30	30	**23**	4/0	2	204.2	218	104	68	37	136	32	6	5	.271	7	8	0	7	34
1999	1.86	17-13	30	30	15	**9/1**	1	**214.0**	188	87	57	41	168	25	5	**1**	.237	10	10	0	4	35
2000	1.61	**19-11**	30	30	18	6/1	2	213.0	195	82	49	54	152	21	7	7	.240	8	9	0	3	39
2001	**1.20**	14-16	30	30	21	8/2	2	203.1	168	**53**	**35**	**31**	140	25	5	4	.229	**4**	8	0	**1**	35
2002	2.11	14-16	30	30	16	7/1	1	202.1	185	85	61	76	157	31	6	9	.243	7	15	0	3	17
2003	3.66	8-22	30	30	18	0/0	1	199.0	218	125	104	77	162	47	8	12	.272	11	13	2	**1**	27
2004	3.17	6-24	30	30	19	2/1	1	210.0	211	144	95	93	**176**	38	7	12	.262	14	12	1	7	32
2005	4.19	4-25	29	29	7	1/1	1	183.2	232	138	110	82	102	41	2	20	.313	**4**	**4**	1	10	26
2006	2.90	10-19	29	29	12	4/1	3	198.0	215	112	82	66	152	38	2	14	.276	10	18	1	2	36
2007	3.62	6-22	28	28	15	3/0	0	182.0	230	122	94	31	134	23	2	22	.300	9	8	0	3	16
2008	3.87	8-20	28	28	10	1/0	1	180.2	218	133	100	66	138	37	4	19	.298	15	19	1	4	38
2009	5.26	10-16	26	26	15	3/0	0	162.1	210	146	122	90	107	23	1	23	.318	10	34	0	6	22
2010	4.91	10-18	28	28	10	2/1	1	188.1	233	150	132	64	127	32	5	33	.305	11	13	4	11	22
2011	5.55	3-23	26	26	7	0/0	1	162.2	221	160	129	89	89	32	4	30	.327	15	14	3	12	21
2012	4.19	7-21	28	28	12	0/0	1	183.2	231	139	110	70	99	45	4	23	.305	13	20	0	7	25
2013	3.59	12-10	22	22	12	3/2	1	150.1	**139**	88	77	67	145	23	8	15	.238	6	18	0	2	7
2014	7.08	5-19	24	24	5	1/0	0	150.1	223	192	152	121	73	35	2	27	.342	26	26	0	5	17
2015	7.90	1-23	24	24	4	0/0	0	142.2	240	195	161	109	43	34	7	32	.372	16	20	1	10	16
2016	10.21	1-23	24	24	13	0/0	0	134.1	243	237	196	159	69	36	9	28	.388	31	21	0	9	11
2017	3.78	7-17	24	24	7	0/0	1	157.1	186	104	85	59	82	20	3	13	.295	22	12	0	8	15
2018	3.32	12-12	24	24	10	4/0	0	158.0	160	84	75	35	127	18	2	20	.254	6	16	0	2	7
2019	2.76	12-12	24	24	9	4/0	2	152.0	148	99	60	40	114	21	2	15	.240	17	28	0	3	8
2020	3.50	1-2	3	3	1	1/0	0	18.0	28	19	9	12	13	3	1	1	.354	2	0	0	2	2
2021	2.03	19-5	24	24	9	5/2	**7**	172.0	142	61	50	33	140	26	2	17	**.218**	7	16	0	2	7
2022	2.90	19-5	24	24	10	5/1	4	159.1	146	82	66	50	167	25	4	25	.234	8	17	0	2	**4**
2023	2.68	14-10	24	24	11	4/1	2	157.0	**139**	76	60	61	124	**17**	1	19	.236	10	23	0	5	9
2024	2.39	14-10	24	24	8	4/1	2	158.0	145	77	54	57	118	24	**0**	13	.240	15	16	0	3	12
2025	4.30	14-10	24	24	6	2/1	5	161.1	159	116	99	117	134	26	1	25	.256	14	14	0	6	6

BOLD *- Program Record (2020 Season not included)*

Year-By-Year Opponent Conference Pitching Statistics

YEAR	ERA	W-L	APP	GS	CG	SHO	SV	IP	H	R	ER	BB	SO	2B	3B	HR	B/AVG.	WP	HP	BK	SFA	SHA
1997	---	-	-	-	-	-	-	-	-	-	-	-	-	-	-	-	---	-	-	-	-	-
1998	1.71	17-13	30	30	18	7/1	3	209.1	166	70	51	63	125	20	2	**1**	.220	7	17	0	6	32
1999	1.61	13-17	30	30	17	5/3	3	**212.2**	179	72	49	46	117	23	3	4	.237	8	19	0	5	47
2000	2.01	11-19	30	30	19	5/2	1	212.1	193	95	61	62	126	40	5	5	.246	8	14	0	5	41
2001	1.16	16-14	30	30	16	9/2	3	204.2	161	55	34	36	103	21	0	5	.219	10	18	0	**0**	47
2002	1.84	16-14	30	30	14	5/0	1	202.0	202	85	53	40	103	27	4	8	.260	8	17	0	2	41
2003	1.46	22-8	30	30	11	8/4	3	206.0	162	57	43	**33**	157	23	5	4	.219	13	16	1	3	31
2004	1.06	**24-6**	30	30	**20**	10/0	1	217.0	127	54	33	43	**254**	13	**0**	6	**.167**	8	9	0	2	22
2005	1.41	25-4	29	29	13	11/5	2	193.2	146	57	39	45	204	18	1	7	.203	6	12	0	5	13
2006	1.46	19-10	29	29	15	7/2	**5**	201.0	159	65	42	56	181	23	1	6	.214	12	7	1	2	26
2007	1.52	22-6	28	28	18	**14/2**	**5**	189.0	132	56	41	35	202	15	3	7	.189	7	12	0	1	8
2008	1.92	20-8	28	28	21	7/0	3	186.0	149	75	51	42	149	23	1	18	.210	**4**	15	1	1	12
2009	3.18	16-10	26	26	16	6/4	0	165.1	151	86	75	67	174	28	4	21	.237	6	9	0	0	14
2010	3.99	18-10	28	28	5	2/1	3	191.0	188	131	109	100	157	35	3	28	.256	14	17	1	9	24
2011	**0.97**	23-3	26	26	16	10/2	2	173.2	118	38	24	64	205	11	0	7	.190	6	6	3	3	10
2012	3.07	21-7	28	28	17	6/1	1	189.1	149	87	83	90	186	21	2	34	.211	13	20	0	3	4
2013	3.10	10-12	22	22	10	3/1	2	147.0	129	82	65	77	108	22	0	21	.230	8	7	0	5	4
2014	3.90	19-5	24	24	9	4/1	1	156.1	162	111	87	72	107	23	3	20	.256	8	14	2	6	**3**
2015	1.44	23-1	24	24	14	8/1	2	151.0	**106**	**37**	**31**	57	116	**7**	0	13	.190	7	**5**	0	2	4
2016	2.30	23-1	24	24	13	8/3	1	143.0	118	57	47	41	151	19	0	14	.217	8	8	0	**0**	5
2017	1.85	17-7	24	24	10	8/3	3	162.1	126	50	43	65	156	11	2	14	.206	8	7	0	1	8
2018	2.76	12-12	24	24	11	4/0	1	157.1	155	83	62	65	100	27	3	13	.248	10	6	0	8	6
2019	2.99	12-12	24	24	10	3/0	4	152.1	140	80	65	66	149	17	1	20	.239	9	20	0	5	7
2020	1.47	2-1	3	3	2	0/0	0	19.0	16	4	4	9	14	2	0	0	.222	1	1	0	1	0
2021	3.38	5-19	24	24	9	1/0	1	165.2	144	95	80	89	156	22	**0**	31	.228	7	27	0	3	12
2022	6.25	5-19	24	24	4	1/1	1	152.1	203	158	136	89	95	26	3	48	.318	10	25	0	5	**3**
2023	4.63	10-14	24	24	5	3/1	1	154.1	161	117	102	60	137	28	2	28	.261	19	22	0	7	5
2024	3.63	10-14	24	24	9	2/0	3	156.1	147	89	81	57	90	19	3	22	.245	10	18	0	4	4
2025	4.96	10-14	24	24	6	2/0	3	159.1	187	142	113	111	110	26	3	26	.282	11	30	0	8	9

BOLD *- Program Record (2020 Season not included)*

Home Year-By-Year Arkansas Hitting and Fielding Statistics

YEAR	AVG	GP	AB	R	H	2B	3B	HR	RBI	TB	SLG%	BB	HP	SO	GDP	OB%	SF	SH	SB-ATT	PO	A	E	FLD%
1997	---	-	-	-	-	-	-	-	-	-	---	-	-	-	-	---	-	-	-	-	-	-	-
1998	.252	19	497	57	125	17	3	1	50	151	.304	40	12	**69**	1	.319	5	21	17-27	411	200	41	.937
1999	.248	32	812	125	201	30	**8**	7	87	268	.330	72	17	122	0	.320	6	39	51-63	710	**344**	42	.962
2000	.255	27	687	83	175	37	6	1	71	227	.330	55	10	99	0	.317	5	29	23-32	584	301	40	.957
2001	.235	26	639	49	150	25	1	3	37	186	.291	34	17	83	0	.291	1	30	13-19	551	307	26	.971
2002	.266	29	744	85	198	27	2	7	64	250	.336	38	14	100	1	.313	2	**36**	**35-46**	621	271	38	.959
2003	.226	19	482	47	109	14	4	3	41	140	.290	29	11	92	0	.284	3	19	13-21	417	193	31	.952
2004	.192	28	718	54	138	15	1	5	38	170	.237	29	11	202	1	.235	1	23	24-37	611	223	44	.950
2005	.248	29	759	108	188	21	4	13	90	256	.337	43	16	164	1	.300	6	8	34-37	588	209	36	.957
2006	.203	33	842	78	171	22	7	9	66	234	.278	61	12	195	0	.266	3	33	26-38	**726**	207	32	.967
2007	.216	26	667	69	144	23	3	13	63	212	.318	43	8	140	0	.270	3	8	21-25	540	195	46	.941
2008	.275	28	690	127	190	33	5	22	118	299	.433	59	18	124	4	.346	5	14	14-21	552	178	31	.959
2009	.266	18	458	91	122	24	5	20	86	216	.472	59	4	120	0	.355	0	7	10-15	361	152	28	.948
2010	.267	25	629	127	168	35	2	22	121	273	.434	105	16	133	4	.381	9	19	14-16	506	197	32	.956
2011	.186	15	388	19	72	13	0	2	18	91	.235	40	4	119	1	.267	3	8	8-12	333	123	28	.942
2012	.240	30	725	114	174	35	6	26	102	299	.412	106	24	175	1	.354	4	13	23-30	615	275	32	.965
2013	.297	25	622	152	185	29	3	38	142	334	.537	119	14	102	3	.417	8	10	29-34	501	131	25	.962
2014	.299	29	736	193	220	36	7	34	175	372	.505	120	15	100	2	.403	9	9	32-37	552	263	44	.949
2015	.217	18	469	54	102	8	3	10	45	146	.311	63	10	89	3	.320	5	6	13-14	369	161	30	.946
2016	.284	25	634	101	180	33	2	17	87	268	.423	50	15	138	5	.349	3	7	11-14	479	244	34	.955
2017	.284	21	542	95	154	36	3	13	85	235	.434	46	6	109	2	.346	2	4	7-9	417	197	20	.968
2018	.293	29	743	164	218	36	7	31	151	361	.486	81	10	74	8	.366	11	5	7-9	594	215	28	.967
2019	.325	31	784	185	255	47	3	32	174	404	.515	97	28	125	7	.411	**15**	18	4-6	615	229	39	.956
2020	.299	14	344	86	103	15	2	16	76	170	.494	40	11	63	1	.387	3	4	4-4	267	110	**9**	.977
2021	.279	31	792	176	221	37	2	57	170	433	.547	104	26	155	2	.379	4	8	3-3	630	197	27	.968
2022	**.363**	**36**	**906**	**279**	**329**	**50**	5	**71**	**251**	**602**	**.664**	122	**29**	144	13	**.450**	10	12	24-26	681	200	24	.973
2023	.278	34	841	183	234	33	7	38	175	395	.470	113	**29**	170	9	.379	8	8	13-13	671	263	26	.973
2024	.283	30	752	156	213	31	7	34	147	360	.479	79	22	103	4	.365	8	5	13-15	594	227	20	.976
2025	.313	26	656	194	205	33	3	32	180	340	.518	**146**	23	83	4	.447	11	6	17-19	495	161	**9**	**.986**

BOLD *- Program Record (2020 Season not included)*

Home Year-By-Year Arkansas Pitching Statistics

YEAR	ERA	W-L	APP	GS	CG	SHO	SV	IP	H	R	ER	BB	SO	2B	3B	HR	B/AVG.	WP	HP	BK	SFA	SHA
1997	---	-	-	-	-	-	-	-	-	-	-	-	-	-	-	-	-	-	-	-	-	-
1998	1.74	10-9	19	19	12	3/0	1	137.0	124	59	34	32	93	19	4	**1**	.245	5	**5**	0	3	31
1999	1.03	26-6	32	32	**21**	8/0	0	237.0	188	73	35	38	209	24	2	4	.216	11	7	0	2	32
2000	1.04	19-8	27	27	16	4/1	**4**	194.2	170	50	29	41	138	27	4	2	.231	7	6	0	3	26
2001	**0.91**	15-11	26	26	17	**10/4**	3	183.2	122	**31**	**24**	**29**	140	19	5	**1**	.190	**3**	7	0	1	26
2002	1.52	17-11	29	29	19	8/0	1	207.0	157	68	45	60	194	24	4	10	.208	4	8	0	3	24
2003	3.07	7-12	19	19	13	0/0	1	139.0	134	78	61	44	123	28	5	5	.250	9	7	0	**0**	25
2004	2.61	8-20	28	28	13	3/1	0	203.2	183	118	76	66	205	29	7	10	.238	15	8	1	6	25
2005	3.14	11-18	29	29	12	2/1	3	196.0	219	111	88	56	163	35	**0**	19	.280	**3**	6	2	5	22
2006	2.29	16-17	33	33	15	8/0	1	**242.0**	209	99	79	71	203	33	**0**	19	.230	11	15	0	2	33
2007	2.72	8-18	26	26	9	2/0	0	180.0	190	101	70	33	161	29	1	16	.258	9	7	1	2	15
2008	2.59	16-12	28	28	11	2/0	**4**	184.0	190	92	68	56	166	27	**0**	16	.264	12	13	0	3	27
2009	3.37	10-8	18	18	11	3/0	0	120.1	135	79	58	54	84	13	**0**	14	.288	9	21	0	5	21
2010	4.44	12-13	25	25	9	3/1	0	168.2	202	130	107	60	138	30	4	20	.296	12	13	6	11	16
2011	3.22	3-12	15	15	6	1/0	0	111.0	**109**	64	51	37	63	**11**	3	10	.255	5	10	0	6	16
2012	3.59	16-14	30	30	16	3/0	1	205.0	231	132	105	73	135	45	1	20	.284	8	16	0	5	20
2013	1.93	19-6	25	25	10	9/5	3	167.0	129	59	46	48	209	19	7	8	.206	4	9	0	1	**5**
2014	4.03	15-14	29	29	9	4/2	0	184.0	208	146	106	124	123	28	3	20	.281	18	23	0	2	16
2015	5.46	1-17	18	18	4	0/0	0	123.0	185	134	96	75	35	26	7	22	.338	12	10	1	7	13
2016	8.14	7-18	25	25	10	1/0	0	160.0	244	215	186	152	100	40	9	30	.348	33	10	0	7	11
2017	2.77	13-8	21	21	5	2/1	2	139.0	142	71	55	42	88	19	3	5	.263	15	12	0	7	10
2018	1.56	**27-2**	29	29	16	11/1	3	198.0	130	57	44	38	195	15	**0**	14	**.179**	8	17	0	2	7
2019	2.08	25-6	31	31	13	6/1	**4**	205.0	171	90	61	39	211	28	**0**	19	.213	16	16	0	**0**	10
2020	2.33	11-3	14	14	5	3/2	2	89.0	68	29	23	25	95	14	**0**	7	.204	4	6	0	1	1
2021	2.20	23-7	31	31	11	8/3	3	210.0	189	91	66	37	188	26	3	22	.230	6	16	0	4	9
2022	2.65	31-5	**36**	**36**	14	8/2	3	227.0	210	101	86	64	**246**	36	2	31	.239	12	15	0	3	11
2023	2.41	23-11	34	34	15	**10/4**	2	223.2	165	94	77	83	237	19	2	17	.201	18	21	0	3	9
2024	2.58	19-11	30	30	11	9/3	2	198.0	172	98	73	70	182	24	1	18	.232	17	15	0	5	13
2025	3.52	19-7	26	26	9	7/1	**4**	165.0	145	94	83	85	151	30	1	17	.235	6	13	0	6	7

BOLD *- Program Record (2020 Season not included)*

Away Year-By-Year Arkansas Hitting and Fielding Statistics

YEAR	AVG	GP	AB	R	H	2B	3B	HR	RBI	TB	SLG%	BB	HP	SO	GDP	OB%	SF	SH	SB-ATT	PO	A	E	FLD%
1997	---	-	-	-	-	-	-	-	-	-	---	-	-	-	-	---	-	-	-	-	-	-	-
1998	.203	23	581	46	118	15	1	0	35	135	.232	36	12	99	1	.263	2	18	15-25	443	199	39	.943
1999	.234	19	471	37	110	15	4	1	34	136	.289	26	10	70	**0**	.287	2	26	21-26	360	174	16	.971
2000	.228	20	530	64	121	23	2	5	54	163	.308	35	11	94	**0**	.288	3	29	12-17	409	217	37	.944
2001	.235	26	639	49	**150**	**25**	1	3	37	186	.291	34	17	83	**0**	.291	1	30	13-19	551	307	26	.971
2002	.251	23	626	64	157	16	3	7	52	200	.319	36	15	76	**0**	.307	0	37	18-30	478	226	25	.966
2003	.239	25	616	55	147	19	3	7	46	193	.313	24	12	137	1	.280	1	29	21-31	461	215	25	.964
2004	.163	20	516	38	84	9	1	3	29	104	.202	40	5	161	1	.229	2	16	24-30	417	181	27	.957
2005	.219	24	606	45	133	22	4	5	38	178	.294	33	9	174	2	.269	2	11	14-20	429	170	26	.958
2006	.227	18	466	49	106	16	0	2	41	128	.275	42	7	102	0	.298	5	17	21-28	348	127	27	.946
2007	.208	**27**	**678**	69	141	13	**7**	9	56	195	.288	37	15	206	3	.264	0	10	19-25	485	162	32	.953
2008	.240	19	529	71	127	23	1	18	65	206	.389	35	8	111	2	.297	0	11	4-5	372	116	24	.953
2009	.241	22	552	74	133	**25**	1	16	68	208	.377	58	8	120	2	.322	0	15	9-11	402	175	19	.968
2010	.235	18	481	65	113	**25**	1	18	62	194	.403	52	11	114	4	.321	4	18	5-7	361	137	14	.973
2011	.197	22	513	32	101	9	1	7	31	133	.259	48	4	171	2	.269	3	8	14-20	372	138	31	.943
2012	.237	21	565	87	134	22	2	25	78	235	.416	73	12	129	3	.336	1	4	3-9	407	159	29	.951
2013	.246	18	460	76	113	19	1	12	65	170	.370	58	7	88	1	.336	4	5	16-18	332	115	15	.968
2014	.291	17	454	93	132	18	2	12	85	190	.419	65	11	77	3	.390	3	4	10-10	295	129	23	.949
2015	.245	18	429	51	105	15	2	10	48	154	.359	43	2	87	2	.315	2	4	5-11	301	161	19	.961
2016	.209	19	450	49	94	11	1	16	46	155	.344	40	6	107	4	.281	2	9	6-7	324	168	20	.961
2017	.262	23	600	95	157	23	2	25	91	259	.432	**90**	5	135	3	.361	3	7	5-6	421	230	23	.966
2018	.213	17	447	35	95	14	2	8	33	137	.306	38	6	86	1	.280	5	6	5-5	321	96	17	.961
2019	.216	16	412	41	89	10	1	11	37	134	.325	37	15	110	5	.303	2	1	0-0	297	122	25	.944
2020	.293	5	133	13	39	5	0	2	12	50	.376	12	4	23	3	.367	1	2	1-1	96	40	9	.938
2021	.243	20	575	98	140	19	0	**35**	93	**264**	.459	86	22	104	7	.360	5	13	1-2	444	143	11	**.982**
2022	.274	16	452	95	124	14	0	28	90	222	**.491**	58	**23**	67	3	.382	3	4	8-12	328	99	13	.970
2023	.267	16	439	88	117	21	1	18	78	194	.442	47	14	87	2	.352	5	3	7-7	307	113	18	.959
2024	.252	17	437	68	110	11	2	14	63	167	.382	47	17	**60**	5	.344	5	4	6-8	328	113	**10**	.978
2025	**.301**	17	489	**113**	147	**25**	2	21	**104**	238	.487	69	20	70	5	**.404**	**6**	7	8-8	334	100	**10**	.977

BOLD *- Program Record (2020 Season not included)*

Away Year-By-Year Arkansas Pitching Statistics

YEAR	ERA	W-L	APP	GS	CG	SHO	SV	IP	H	R	ER	BB	SO	2B	3B	HR	B/AVG.	WP	HP	BK	SFA	SHA
1997	---	-	-	-	-	-	-	-	-	-	-	-	-	-	-	-	-	-	-	-	-	-
1998	2.65	8-15	23	23	**19**	3/0	1	147.2	162	79	56	23	98	25	4	5	.274	4	5	0	6	22
1999	2.74	8-11	19	19	6	5/1	2	120.0	113	55	47	**22**	82	20	7	**1**	.252	4	6	1	2	20
2000	2.21	9-11	20	20	12	5/0	0	136.1	123	75	43	43	90	14	9	7	.239	**1**	9	1	3	28
2001	**1.39**	13-13	24	24	19	**7/0**	1	156.0	136	52	31	31	**129**	22	4	5	.235	2	**4**	0	**0**	22
2002	1.76	13-10	23	23	10	2/1	3	**159.1**	125	54	40	55	131	25	5	4	.218	3	10	0	1	18
2003	3.51	8-17	25	25	13	0/0	1	153.2	158	96	77	73	123	33	4	13	.260	3	12	2	2	12
2004	2.27	6-14	20	20	16	3/1	1	139.0	109	66	45	66	121	20	4	6	.218	4	10	0	1	25
2005	5.19	4-20	24	24	3	1/1	2	143.0	199	127	106	75	91	35	4	17	.337	5	**4**	0	8	20
2006	2.84	6-12	18	18	10	3/1	2	116.0	131	66	47	38	102	24	2	7	.285	7	11	1	2	23
2007	4.81	7-20	**27**	**27**	12	3/0	1	161.2	212	140	111	50	120	29	2	24	.311	17	11	0	8	15
2008	3.44	6-13	19	19	7	1/0	0	124.0	129	85	61	43	104	23	4	13	.264	11	11	1	3	22
2009	6.84	8-14	22	22	11	1/0	2	134.0	193	142	131	91	91	24	2	20	.339	10	25	0	2	15
2010	3.96	7-11	18	18	8	0/0	1	120.1	135	81	68	33	67	19	1	19	.285	6	5	1	5	20
2011	6.49	1-21	22	22	8	0/0	1	124.0	185	145	115	85	94	34	2	26	.344	12	7	3	8	12
2012	4.28	8-13	21	21	7	1/1	2	135.2	165	96	83	49	70	33	4	15	.298	10	11	0	5	21
2013	4.55	8-10	18	18	10	2/0	1	110.2	125	91	72	69	87	25	6	17	.278	6	14	0	2	7
2014	6.98	6-11	17	17	4	1/0	0	98.1	146	120	98	69	58	19	4	12	.339	16	10	0	4	11
2015	8.86	4-14	18	18	2	0/0	1	100.1	185	146	127	77	41	41	4	20	.394	22	12	1	7	8
2016	7.00	3-16	19	19	12	0/0	1	108.0	153	135	108	115	64	21	4	13	.331	20	16	0	6	7
2017	3.34	9-14	23	23	10	2/1	0	140.1	149	86	67	54	76	16	2	11	.268	18	12	0	3	13
2018	4.06	4-13	17	17	5	3/0	0	107.0	121	73	62	33	94	15	3	17	.274	7	9	0	1	5
2019	2.62	6-10	16	16	5	3/0	2	99.0	93	63	37	24	83	12	3	7	.239	10	24	0	4	11
2020	3.66	3-2	5	5	1	1/0	1	32.0	43	24	13	13	33	3	1	4	.319	2	0	0	2	4
2021	1.94	**18-2**	20	20	7	3/1	**6**	148.0	105	48	41	48	121	15	2	10	**.196**	9	14	0	**0**	9
2022	2.75	12-4	16	16	7	2/0	2	109.1	99	56	43	33	115	20	3	15	.231	6	13	0	1	4
2023	2.46	10-6	16	16	6	4/1	1	102.1	87	47	36	47	84	**10**	2	13	.225	9	10	0	2	6
2024	1.54	12-5	17	17	7	4/1	1	109.1	**86**	**29**	**24**	44	82	14	**0**	2	.212	12	10	0	3	6
2025	2.83	12-5	17	17	4	3/3	4	111.1	**86**	57	45	66	95	**10**	1	14	.207	10	7	0	3	**1**

BOLD *- Program Record (2020 Season not included)*

1997 Head Coach: Carie Dever-Boaz | Record: 16-42 (Overall), 12-16 (SEC)

PLAYER	AVG	GP	AB	R	H	2B	3B	HR	RBI	TB	SLG%	BB	HP	SO	GDP	OB%	SF	SH	SB-ATT	PO	A	E	FLD%
Kim Bryant	.326	55	141	10	46	5	4	0	10	59	.418	10	-	30	-	-	-	-	4-6	-	-	-	-
Jen Cirigliano	.326	58	175	9	57	11	0	1	21	71	.406	6	-	22	-	-	-	-	1-6	-	-	-	-
Augrista Belford	.283	58	173	19	49	6	1	3	11	66	.382	5	-	13	-	-	-	-	5-7	-	-	-	-
Gretchen Thompson	.254	56	159	17	39	9	1	1	12	53	.333	9	-	23	-	-	-	-	4-4	-	-	-	-
Brett Erickson	.239	58	176	18	42	2	3	0	6	50	.284	12	-	10	-	-	-	-	4-9	-	-	-	-
Lisa Flores	.228	53	136	16	31	7	1	5	21	55	.404	7	-	23	-	-	-	-	0-0	-	-	-	-
Crystal Richardson	.227	37	44	7	10	0	0	0	0	10	.227	3	-	9	-	-	-	-	8-9	-	-	-	-
Christy Ralph	.209	38	43	6	9	1	0	0	2	10	.233	3	-	9	-	-	-	-	6-7	-	-	-	-
Dana Gulick	.206	42	102	8	21	3	0	0	4	23	.235	4	-	15	-	-	-	-	5-6	-	-	-	-
Tammy Kincaid	.179	33	84	2	15	2	0	0	3	17	.202	0	-	0	-	-	-	-	1-1	-	-	-	-
Aly Sartini	.166	52	145	11	24	3	1	1	9	32	.221	5	-	14	-	-	-	-	2-3	-	-	-	-
Kris Hightower	.101	38	69	4	7	0	0	0	0	7	.101	2	-	17	-	-	-	-	2-4	-	-	-	-
Katy Skiafe	.094	30	32	1	3	0	0	0	1	3	.094	3	-	12	-	-	-	-	0-2	-	-	-	-
Amber Meza	.000	8	2	0	0	0	0	0	0	0	.000	1	-	1	-	-	-	-	0-0	-	-	-	-

PITCHER	ERA	W-L	APP	GS	CG	SHO	SV	IP	H	R	ER	BB	SO	2B	3B	HR	B/AVG.	WP	HP	BK	SFA	SHA
Tammy Kincaid	2.51	13-32	48	45	44	1	0	309.2	312	166	111	54	200	-	-	-	-	-	-	-	-	-
Gretchen Thompson	5.59	3-9	14	13	10	0	0	72.2	117	73	58	22	17	-	-	-	-	-	-	-	-	-

1998 Head Coach: Carie Dever-Boaz | Record: 21-38 (Overall), 13-17 (SEC)

PLAYER	AVG	GP	AB	R	H	2B	3B	HR	RBI	TB	SLG%	BB	HP	SO	GDP	OB%	SF	SH	SB-ATT	PO	A	E	FLD%
Dana Gulick	.312	58	186	35	58	3	0	0	10	61	.328	16	-	10	-	-	-	-	17-22	-	-	-	-
Jen Cirigliano	.291	59	175	8	51	7	1	1	30	63	.360	15	-	16	-	-	-	-	0-0	-	-	-	-
Sheri Wahrmund	.255	59	165	12	42	7	4	1	17	60	.364	7	-	21	-	-	-	-	2-5	-	-	-	-
Aly Sartini	.245	57	139	0	34	10	0	0	13	44	.317	19	-	23	-	-	-	-	1-2	-	-	-	-
Tammy Kincaid	.226	54	159	8	36	7	0	0	14	43	.270	8	-	31	-	-	-	-	0-0	-	-	-	-
Kris Hightower	.196	58	153	6	30	7	0	0	7	31	.203	7	-	21	-	-	-	-	1-2	-	-	-	-
Kathy Quillin	.194	56	124	10	24	1	0	0	5	27	.218	13	-	30	-	-	-	-	2-7	-	-	-	-
Crystal Richardson	.158	50	95	13	15	3	9	9	1	15	.158	12	-	26	-	-	-	-	6-7	-	-	-	-
Jennifer Bottoms	.152	47	105	2	16	9	0	0	9	18	.171	6	-	24	-	-	-	-	0-0	-	-	-	-
Christy Ralph	.153	50	35	12	5	2	0	0	1	5	.143	3	-	9	-	-	-	-	2-3	-	-	-	-
Sami James	.127	55	79	3	10	0	0	0	5	11	.139	5	-	14	-	-	-	-	0-0	-	-	-	-
Elizabeth Landgraf	.108	40	65	1	7	1	1	0	3	10	.154	3	-	21	-	-	-	-	0-0	-	-	-	-
Robin Alpe	.100	24	20	3	2	1	0	0	0	2	.000	0	-	8	-	-	-	-	0-0	-	-	-	-
Amber Meza	.000	39	1	5	0	0	0	0	0	0	.000	0	-	0	-	-	-	-	1-6	-	-	-	-

PITCHER	ERA	W-L	APP	GS	CG	SHO	SV	IP	H	R	ER	BB	SO	2B	3B	HR	B/AVG.	WP	HP	BK	SFA	SHA
Tammy Kincaid	1.72	13-21	43	34	30	3	2	253.0	234	119	62	54	178	-	-	-	-	-	-	-	-	-
Jennifer Bottoms	2.63	8-17	29	25	16	4	0	154.1	169	82	58	37	68	-	-	-	-	-	-	-	-	-

1999 Head Coach: Carie Dever-Boaz | Record: 46-29 (Overall), 17-13 (SEC)

PLAYER	AVG	GP	AB	R	H	2B	3B	HR	RBI	TB	SLG%	BB	HP	SO	GDP	OB%	SF	SH	SB-ATT	PO	A	E	FLD%
Dana Gulick	.311	75	235	39	73	4	3	0	14	83	.353	11	-	23	-	-	-	-	33-36	-	-	-	-
Brett Erickson	.278	75	223	18	62	12	1	1	20	79	.354	21	-	10	-	-	-	-	2-3	-	-	-	-
Tiffany Woolley	.278	75	223	27	62	4	0	0	17	66	.296	6	-	17	-	-	-	-	6-8	-	-	-	-
Jen Cirigliano	.271	75	199	8	54	12	0	5	33	81	.407	27	-	31	-	-	-	-	0-0	-	-	-	-
Sheri Wahrmund	.250	71	176	16	44	7	4	2	20	59	.291	9	-	25	-	-	-	-	16-19	-	-	-	-
Danica Howlett	.222	75	203	14	45	8	0	2	24	59	.291	28	-	30	-	-	-	-	2-3	-	-	-	-
Lolly Landgraf	.203	72	177	15	36	6	3	0	19	48	.271	14	-	46	-	-	-	-	1-2	-	-	-	-
Aly Sartini	.200	60	120	3	24	1	0	1	8	28	.233	9	-	26	-	-	-	-	1-3	-	-	-	-
Kathy Quillin	.197	62	132	12	26	4	3	1	12	39	.295	3	-	32	-	-	-	-	6-8	-	-	-	-
Jennifer Bottoms	.162	28	37	2	6	2	0	0	2	8	.216	2	-	16	-	-	-	-	2-2	-	-	-	-
Rachel Talley	.158	12	19	3	3	0	0	0	0	3	.158	0	-	6	-	-	-	-	0-1	-	-	-	-
Kris Hightower	.135	31	37	1	5	0	0	0	3	5	.135	2	-	8	-	-	-	-	0-0	-	-	-	-
Andy Wharton	.128	68	47	24	6	0	0	0	1	6	.128	6	-	18	-	-	-	-	15-21	-	-	-	-
Tammy Kincaid	.125	17	24	0	3	0	0	0	0	3	.125	4	-	8	-	-	-	-	0-0	-	-	-	-

PITCHER	ERA	W-L	APP	GS	CG	SHO	SV	IP	H	R	ER	BB	SO	2B	3B	HR	B/AVG.	WP	HP	BK	SFA	SHA
Tammy Kincaid	1.38	22-12	44	31	21	8	2	244.1	203	83	48	34	193	-	-	-	-	-	-	-	-	-
Rachel Talley	2.08	16-11	41	29	9	4	2	171.2	154	73	51	29	160	-	-	-	-	-	-	-	-	-
Jennifer Bottoms	2.09	8-6	34	13	7	3	3	110.2	112	57	33	29	62	-	-	-	-	-	-	-	-	-

2000 Head Coach: Carie Dever-Boaz | Record: 44-31 (Overall), 19-11 (SEC) | NCAA Regional Participant

PLAYER	AVG	GP	AB	R	H	2B	3B	HR	RBI	TB	SLG%	BB	HP	SO	GDP	OB%	SF	SH	SB-ATT	PO	A	E	FLD%
Brett Erickson	.352	72	227	24	80	21	1	1	30	106	.467	16	-	17	-	-	-	-	3-4	-	-	-	-
Danica Howlett	.295	75	220	27	65	16	3	1	27	90	.409	19	-	21	-	-	-	-	1-1	-	-	-	-
Dana Gulick	.294	75	214	37	63	5	1	0	16	70	.327	18	-	36	-	-	-	-	17-20	-	-	-	-
Jen Cirigliano	.269	74	208	12	56	9	0	5	36	80	.385	22	-	37	-	-	-	-	0-0	-	-	-	-
Erin Stokey	.264	75	231	24	61	5	1	4	30	80	.346	15	-	26	-	-	-	-	6-9	-	-	-	-
Kim Eiben	.257	71	191	14	49	11	1	0	21	62	.325	12	-	27	-	-	-	-	2-5	-	-	-	-
Jennifer Bottoms	.231	12	26	1	6	1	0	0	0	7	.269	2	-	5	-	-	-	-	0-0	-	-	-	-
Lindsay Jarvis	.214	12	14	0	3	0	0	0	0	3	.214	3	-	5	-	-	-	-	1-2	-	-	-	-
Tiffany Woolley	.187	68	123	13	23	1	0	0	4	24	.195	1	-	12	-	-	-	-	5-6	-	-	-	-
Aly Sartini	.176	55	108	7	19	2	0	1	13	24	.222	15	-	30	-	-	-	-	1-1	-	-	-	-
Andy Wharton	.167	67	114	19	19	3	0	0	3	22	.193	7	-	34	-	-	-	-	12-14	-	-	-	-
Rachel Talley	.167	11	18	0	3	1	0	0	0	4	.222	0	-	5	-	-	-	-	0-0	-	-	-	-
Sheri Wahrmund	.150	73	247	15	22	2	2	0	5	28	.190	2	-	35	-	-	-	-	3-7	-	-	-	-
Julie Young	.119	47	59	9	7	2	0	0	4	9	.153	2	-	21	-	-	-	-	1-3	-	-	-	-
Tammy Kincaid	.115	16	26	0	3	2	0	0	1	5	.192	2	-	7	-	-	-	-	0-0	-	-	-	-
Katy Skaife	.000	26	4	9	0	0	0	0	0	0	.000	0	-	2	-	-	-	-	1-1	-	-	-	-
Kirsten Henry	.000	57	2	16	0	0	0	0	0	0	.000	0	-	0	-	-	-	-	3-7	-	-	-	-

PITCHER	ERA	W-L	APP	GS	CG	SHO	SV	IP	H	R	ER	BB	SO	2B	3B	HR	B/AVG.	WP	HP	BK	SFA	SHA
Rachel Talley	1.26	13-12	37	32	12	3	0	172.2	143	53	31	32	140	-	-	-	-	-	-	-	-	-
Tammy Kincaid	1.32	24-14	51	28	21	7	5	244.1	198	79	46	68	174	-	-	-	-	-	-	-	-	-
Jennifer Bottoms	2.33	7-5	27	15	7	2	3	105.1	100	59	35	31	56	-	-	-	-	-	-	-	-	-

2001 Head Coach: Carie Dever-Boaz | Record: 36-30 (Overall), 14-16 (SEC)

PLAYER	AVG	GP	AB	R	H	2B	3B	HR	RBI	TB	SLG%	BB	HP	SO	GDP	OB%	SF	SH	SB-ATT	PO	A	E	FLD%
Danica Howlett	.306	63	186	17	57	6	0	2	20	69	.371	15	-	17	-	-	-	-	2-7	-	-	-	-
Tiffany Woolley	.300	56	120	14	36	3	0	0	6	39	.325	5	-	5	-	-	-	-	5-5	-	-	-	-
Julie Young	.286	57	126	14	36	8	0	3	16	53	.421	6	-	22	-	-	-	-	2-3	-	-	-	-
Stephanie Hunter	.265	60	151	17	40	2	0	0	6	42	.278	5	-	17	-	-	-	-	8-12	-	-	-	-
Lauren Hendrix	.261	57	161	11	42	6	0	2	15	54	.335	6	-	29	-	-	-	-	3-4	-	-	-	-
Jennifer Bottoms	.250	58	136	5	34	5	0	0	10	39	.287	8	-	20	-	-	-	-	2-2	-	-	-	-
Andy Wharton	.244	62	78	16	19	1	0	0	4	20	.256	7	-	12	-	-	-	-	5-7	-	-	-	-
Kim Eiben	.244	51	107	7	24	5	0	1	12	32	.299	4	-	11	-	-	-	-	2-2	-	-	-	-
Cortney Mitchell	.223	58	179	18	40	10	3	1	16	59	.330	10	-	22	-	-	-	-	3-7	-	-	-	-
Tiffany Johnson	.181	57	105	10	19	6	0	0	3	25	.238	9	-	20	-	-	-	-	6-8	-	-	-	-
Heather Schlichtman	.176	9	17	2	3	1	0	0	4	4	.235	1	-	6	-	-	-	-	0-0	-	-	-	-
Nicole Deeter	.169	50	89	10	15	2	0	0	5	17	.191	9	-	15	-	-	-	-	1-2	-	-	-	-
Rachel Talley	.150	12	20	1	3	0	0	0	0	3	.150	1	-	8	-	-	-	-	0-0	-	-	-	-
Erin Stokey	.141	56	135	8	19	3	0	0	10	22	.163	8	-	12	-	-	-	-	0-1	-	-	-	-
Kelli Nims	.000	23	1	4	0	0	0	0	0	0	.000	0	-	0	-	-	-	-	1-1	-	-	-	-

PITCHER	ERA	W-L	APP	GS	CG	SHO	SV	IP	H	R	ER	BB	SO	2B	3B	HR	B/AVG.	WP	HP	BK	SFA	SHA
Heather Schlichtman	0.95	25-13	46	33	26	10	2	249.2	167	57	34	48	196	-	-	-	-	-	-	-	-	-
Rachel Talley	1.42	9-17	37	29	18	4	4	182.0	151	55	37	32	140	-	-	-	-	-	-	-	-	-
Jennifer Bottoms	7.64	0-0	2	2	0	0	0	3.2	9	6	4	5	2	-	-	-	-	-	-	-	-	-

2002 Head Coach: Carie Dever-Boaz | Record: 39-28-1 (Overall), 14-16 (SEC) | NCAA Regional Participant

PLAYER	AVG	GP/GS	AB	R	H	2B	3B	HR	RBI	TB	SLG%	BB	HP	SO	GDP	OB%	SF	SH	SB-ATT	PO	A	E	FLD%
Valanna Lyons	.400	29-18	5	1	2	0	0	0	0	2	.400	0	0	2	0	.400	0	0	0-0	5	33	4	.905
Blaire Woodward	.304	67-67	214	24	65	0	0	0	8	65	.304	2	1	16	0	.313	0	24	20-27	121	109	13	.947
Stephanie Hunter	.285	64-55	165	5	47	2	1	0	10	51	.309	3	4	19	1	.314	0	7	0-1	20	2	2	.917
Cortney Mitchell	.282	52-52	163	26	46	12	1	7	21	81	.497	19	2	21	0	.364	0	3	6-9	77	118	21	.903
Danica White	.277	66-63	191	16	53	10	4	0	24	71	.372	20	3	12	0	.355	0	2	6-8	381	38	2	.995
Julie Young	.267	65-60	172	18	46	6	1	2	25	60	.349	6	6	28	0	.314	1	11	7-8	69	34	6	.945
Andy Wharton	.250	61-49	88	11	22	0	0	0	3	22	.250	2	2	24	0	.283	0	8	6-8	39	6	7	.865
Kim Eiben	.234	68-68	184	4	43	9	0	1	16	55	.299	8	16	22	2	.319	2	8	0-1	512	35	7	.987
Tiffany Woolley	.231	68-68	195	22	45	3	0	0	8	48	.246	13	1	10	0	.282	0	8	11-13	76	153	10	.958
Rachel Talley	.229	57-42	96	4	22	4	0	2	15	32	.333	8	2	26	0	.302	0	6	1-2	0	33	0	1.000
Nicole Deeter	.225	68-67	173	17	39	6	1	2	12	53	.306	15	2	24	0	.295	0	9	3-8	28	6	2	.944
Lisa Nieman	.198	50-30	91	13	18	1	0	1	1	22	.242	7	1	26	0	.263	0	5	4-5	89	7	1	.990
Heather Schlichtman	.190	41-32	21	2	4	0	0	1	3	7	.333	1	0	7	0	.227	0	0	0-0	1	66	2	.971
Erin Stokey	.167	10-2	12	0	2	0	0	0	1	2	.167	0	0	1	0	.167	0	1	0-0	0	0	0	.000
Zenobia Davison	.167	50-6	6	16	1	0	0	0	0	1	.167	0	0	2	0	.167	0	1	3-7	5	0	0	1.000
Lauren Hendrix	.000	5-0	4	0	0	0	0	0	0	0	.000	0	0	1	0	.000	0	0	0-0	0	0	0	.000
Jessica Kaiser	.000	28-0	1	5	0	0	0	0	0	0	.000	1	0	0	0	.500	0	0	1-1	1	1	1	.667
Kelli Nims	.000	25-0	1	7	0	0	0	0	0	0	.000	0	0	1	0	.000	0	1	0-1	3	1	0	1.000

PITCHER	ERA	W-L	APP	GS	CG	SHO	SV	IP	H	R	ER	BB	SO	2B	3B	HR	B/AVG.	WP	HP	BK	SFA	SHA
Valanna Lyons	1.21	6-8	28	16	5	1/1	2	110.0	90	39	19	41	66	17	5	1	.230	3	6	0	3	22
Heather Schlichtman	1.48	20-10	41	32	22	9/1	1	212.2	147	61	45	79	201	25	5	9	.192	5	9	1	1	13
Rachel Talley	2.06	13-10	35	20	11	4/2	3	153.0	122	56	45	27	158	14	1	6	.217	1	6	0	1	18

2003 Head Coach: Carie Dever-Boaz | Record: 24-36 (Overall), 8-22 (SEC)

PLAYER	AVG	GP/GS	AB	R	H	2B	3B	HR	RBI	TB	SLG%	BB	HP	SO	GDP	OB%	SF	SH	SB-ATT	PO	A	E	FLD%
Heather Schlichtman	.435	39-30	23	2	10	0	0	1	3	13	.565	0	3	5	0	.500	0	2	1-1	9	62	2	.973
Kim Eiben	.345	59-58	168	11	58	14	1	2	23	80	.476	6	11	18	0	.405	0	3	0-0	419	27	5	.989
Blaire Woodward	.286	59-59	161	21	46	1	1	0	6	49	.304	3	0	14	0	.299	0	15	10-15	109	115	12	.949
Julie Young	.285	60-58	165	23	47	6	2	5	25	72	.436	8	1	28	0	.320	1	8	8-9	51	0	2	.962
Ruth Atkins	.283	55-41	120	5	34	5	1	2	15	47	.392	15	2	26	0	.370	1	3	0-0	45	9	2	.964
Stephanie Hunter	.258	59-50	163	8	42	4	0	0	6	46	.282	3	2	15	0	.280	0	3	1-2	25	0	1	.962
Candice Swan	.255	55-43	137	11	35	4	2	0	9	43	.314	6	2	26	0	.297	0	5	8-12	28	2	3	.909
Lauren Hendrix	.237	52-40	114	12	27	2	1	2	14	37	.325	14	4	25	0	.341	0	6	2-3	44	50	7	.931
Nicole Deeter	.222	46-35	72	13	16	3	0	1	8	22	.306	8	1	15	0	.309	0	6	4-4	31	68	7	.934
Barbara Jean Southmayd	.200	51-32	100	0	20	4	0	0	9	24	.240	12	1	30	0	.292	0	3	0-0	18	61	5	.940
Ashley Carter	.164	45-25	67	6	11	2	0	2	8	19	.284	6	3	25	0	.260	1	2	1-1	35	42	10	.885
Melissa Johnson	.161	39-9	56	1	9	2	0	0	10	11	.196	0	0	15	0	.158	1	0	0-0	0	0	0	.000
Mindy O'Malley	.129	53-37	70	11	9	1	0	0	2	10	.143	2	0	14	0	.153	0	3	8-11	48	36	11	.884
Shana Easley	.100	37-33	60	2	6	1	0	1	3	10	.167	2	1	20	1	.143	0	0	0-0	205	23	4	.983
Lisa Nieman	.070	38-27	43	7	3	0	0	0	1	3	.070	1	1	14	0	.111	0	2	1-3	134	22	1	.994
Valanna Lyons	.000	36-23	3	1	0	0	0	0	0	0	.000	0	0	3	0	.000	0	0	0-0	1	43	4	.917
Zenobia Davison	.000	30-0	1	7	0	0	0	0	0	0	.000	0	0	0	0	.000	0	0	1-3	0	0	0	.000
Jessica Kaiser	.000	2-0	0	0	0	0	0	0	0	0	.000	0	0	0	0	.000	0	0	0-0	0	0	0	.000
Kristin Stunkard	.000	5-0	0	1	0	0	0	0	0	0	.000	0	0	0	0	.000	0	0	0-0	0	0	0	.000
Allie Benish	.000	16-0	0	5	0	0	0	0	0	0	.000	0	0	0	0	.000	0	0	2-2	0	0	0	.000
Kelli Nims	.000	7-0	0	2	0	0	0	0	0	0	.000	0	0	0	0	.000	0	0	0-0	0	0	0	.000
Sara Hill	.000	51-0	0	19	0	0	0	0	0	0	.000	0	0	0	0	.000	0	0	6-9	0	1	0	1.000

PITCHER	ERA	W-L	APP	GS	CG	SHO	SV	IP	H	R	ER	BB	SO	2B	3B	HR	B/AVG.	WP	HP	BK	SFA	SHA
Heather Schlichtman	2.58	13-19	37	29	18	0/0	1	195.1	171	95	72	64	178	31	4	14	.228	2	7	0	1	24
Valanna Lyons	3.60	8-13	35	23	13	1/1	2	146.0	149	99	75	74	115	28	6	12	.261	13	11	0	2	17
Blaire Woodward	4.05	3-4	14	8	5	1/1	0	55.1	62	37	32	23	37	15	1	4	.277	5	4	2	1	4
Candice Swan	8.75	0-0	2	0	0	0/0	0	4.0	7	5	5	0	2	4	0	1	.368	2	0	1	0	0

2004 Head Coach: Carie Dever-Boaz | Record: 18-40 (Overall), 6-24 (SEC)

PLAYER	AVG	GP/GS	AB	R	H	2B	3B	HR	RBI	TB	SLG%	BB	HP	SO	GDP	OB%	SF	SH	SB-ATT	PO	A	E	FLD%
Rachel LeMaster	.298	58-54	151	13	45	2	0	0	6	47	.311	8	0	42	0	.333	0	6	7-13	70	40	16	.873
Blaire Perry	.268	55-33	82	19	22	1	2	0	4	27	.329	2	1	10	0	.291	1	3	13-16	23	54	6	.928
Ashley Carter	.214	27-27	70	1	15	1	0	0	2	16	.229	4	5	23	0	.304	0	1	0-1	147	13	8	.952
Kristen Patton	.206	52-43	131	6	27	5	0	2	10	38	.290	5	3	56	0	.252	0	4	1-2	15	1	6	.727
Kallie Foglesong	.204	57-54	152	10	31	7	0	4	15	50	.329	14	5	53	0	.291	1	5	1-3	60	95	5	.969
Shana Easley	.200	58-58	155	4	31	4	0	0	7	35	.226	2	2	37	0	.219	1	7	0-0	417	45	4	.991
Mindy O'Malley	.185	58-58	162	12	30	2	0	0	7	32	.198	3	4	17	0	.218	1	6	9-14	121	100	14	.940
Candice Swan	.181	54-53	138	11	25	7	1	0	6	34	.246	9	2	36	0	.242	0	5	5-8	57	3	2	.968
Heather Schlichtman	.173	51-47	110	6	19	2	0	1	11	24	.218	10	0	27	1	.242	0	0	0-0	75	82	8	.952
Melissa Johnson	.169	57-54	142	10	24	5	0	2	12	35	.246	5	1	50	1	.203	0	4	4-5	38	1	2	.951
BJ Southmayd	.109	55-47	129	1	14	0	0	1	6	17	.132	16	1	40	0	.212	0	1	2-2	175	15	6	.969
Zenobia Davison	.071	41-13	14	6	1	0	0	0	0	1	.071	1	0	9	0	.133	0	0	4-6	9	0	1	.900
Michele Bisaccia	.048	26-9	21	0	1	0	0	0	0	1	.048	1	0	12	0	.091	0	0	0-0	12	4	2	.889
Sarah Topham	.027	33-26	37	0	1	0	0	0	0	1	.027	5	0	11	0	.143	0	0	0-0	9	29	3	.927
Cassy Long	.000	14-1	0	0	0	0	0	0	0	0	.000	0	0	0	0	.000	0	0	0-0	0	0	0	.000
Valanna Lyons	.000	6-2	0	0	0	0	0	0	0	0	.000	0	0	0	0	.000	0	0	0-0	0	9	1	.900
Allie Benish	.000	50-0	0	14	0	0	0	0	0	0	.000	0	0	0	0	.000	0	0	13-14	0	0	0	.000

PITCHER	ERA	W-L	APP	GS	CG	SHO	SV	IP	H	R	ER	BB	SO	2B	3B	HR	B/AVG.	WP	HP	BK	SFA	SHA
Heather Schlichtman	1.63	15-25	44	34	27	6/2	1	266.0	189	104	62	79	305	31	9	16	.197	4	8	1	1	35
Blaire Perry	2.45	1-2	11	3	1	0/1	0	34.1	28	16	12	17	20	7	0	0	.233	3	2	0	1	7
Sarah Topham	3.96	2-12	24	19	6	1/1	0	92.0	101	70	52	54	62	14	4	2	.285	14	9	0	4	16
Valanna Lyons	5.91	0-1	6	2	0	0/0	0	10.2	12	13	9	14	11	3	1	0	.273	2	1	0	0	2
Cassy Long	8.84	0-0	3	0	0	0/0	0	6.1	16	10	8	2	3	3	0	0	.471	0	1	0	1	0

2005 Head Coach: Jamie Pinkerton | Record: 19-43 (Overall), 4-25 (SEC)

PLAYER	AVG	GP/GS	AB	R	H	2B	3B	HR	RBI	TB	SLG%	BB	HP	SO	GDP	OB%	SF	SH	SB-ATT	PO	A	E	FLD%
Rachel LeMaster	.363	62-62	201	30	73	2	3	0	12	81	.403	12	0	38	0	.399	0	1	27-31	56	9	4	.942
Ashley Carter	.291	61-59	165	20	48	7	1	3	19	66	.400	9	11	23	0	.364	2	2	4-6	90	93	10	.948
Mindy O'Malley	.268	62-62	198	32	53	7	3	0	10	66	.333	7	2	18	0	.298	1	9	13-14	87	11	1	.990
Kallie Foglesong	.260	62-62	181	19	47	12	0	3	31	68	.376	5	13	33	0	.322	3	2	1-1	148	89	6	.975
Shana Easley	.234	62-62	184	11	43	7	0	3	23	59	.321	4	1	45	1	.251	2	2	0-0	326	29	10	.973
Samantha Buckner	.221	60-53	149	11	33	7	0	2	14	46	.309	9	0	38	1	.266	0	1	1-1	286	26	5	.984
Sarah Topham	.217	45-20	46	1	10	0	0	0	5	10	.217	8	1	13	1	.339	1	1	0-0	1	6	3	.700
Dayna Huckabee	.211	60-58	152	16	32	8	1	3	17	51	.336	12	2	55	0	.277	0	4	2-2	101	84	14	.930
Barbara Jean Southmayd	.159	57-48	132	9	21	2	0	4	10	35	.265	16	2	39	0	.260	0	2	1-1	14	29	5	.896
Zenobia Davison	.130	62-55	123	12	16	1	1	1	5	22	.179	4	0	52	0	.157	0	2	8-9	52	2	7	.885
Blaire Perry	.120	8-8	25	1	3	0	0	0	0	3	.120	0	0	4	0	.120	0	1	1-1	15	9	1	.960
Lindsay Perry	.067	27-7	15	2	1	0	0	0	0	1	.067	0	0	8	0	.067	0	1	0-2	4	0	0	1.000
Heather Rankin	.045	35-11	22	9	1	0	0	0	1	1	.045	1	1	12	0	.120	1	1	2-2	11	0	2	.846
Valanna Lyons	.000	26-22	2	0	0	0	0	0	0	0	.000	0	0	2	0	.000	0	0	0-0	2	30	2	.941
Cassy Long	.000	12-2	1	1	0	0	0	0	0	0	.000	0	0	0	0	.000	0	0	0-0	0	0	0	.000
Linzee Roby	.000	10-3	0	1	0	0	0	0	0	0	.000	0	0	0	0	.000	0	0	0-0	0	4	0	1.000
Katy Henry	.000	41-25	0	0	0	0	0	0	0	0	.000	0	0	0	0	.000	0	0	0-0	9	26	1	.972
Kelly Ninemire	.000	22-0	0	0	0	0	0	0	0	0	.000	0	0	0	0	.000	0	0	0-0	1	6	1	.875

PITCHER	ERA	W-L	APP	GS	CG	SHO	SV	IP	H	R	ER	BB	SO	2B	3B	HR	B/AVG.	WP	HP	BK	SFA	SHA
Sarah Topham	2.56	4-8	21	12	2	0/2	3	71.0	76	38	26	27	51	13	3	6	.263	1	1	0	0	5
Katy Henry	3.74	6-17	40	24	11	0/1	2	149.2	169	94	80	38	124	27	2	18	.290	2	7	0	6	20
Valanna Lyons	3.88	7-15	24	22	7	1/1	0	108.1	137	76	60	51	80	23	0	3	.312	7	4	0	3	20
Kelly Ninemire	5.07	1-0	22	0	0	0/0	1	40.0	58	33	29	22	31	7	2	4	.343	1	1	1	3	7
Cassy Long	5.56	0-1	6	1	0	0/0	0	11.1	16	10	9	3	2	2	0	1	.333	0	0	1	0	0
Linzee Roby	6.10	1-2	9	3	0	0/0	0	20.2	30	18	18	11	18	9	0	4	.357	2	0	0	3	2

2006 Head Coach: Jamie Pinkerton | Record: 26-35 (Overall), 10-19 (SEC)

PLAYER	AVG	GP/GS	AB	R	H	2B	3B	HR	RBI	TB	SLG%	BB	HP	SO	GDP	OB%	SF	SH	SB-ATT	PO	A	E	FLD%
Blaire Perry	.301	58-57	166	18	50	5	1	0	12	57	.343	3	3	18	0	.326	0	8	12-21	77	56	3	.978
Mindy O'Malley	.272	60-59	180	27	49	8	2	0	14	61	.339	10	5	12	0	.327	1	7	8-11	82	7	2	.978
Rachel LeMaster	.258	59-59	178	17	46	0	0	0	6	46	.258	12	1	26	0	.309	0	11	19-26	37	3	1	.976
Shana Easley	.234	60-60	175	12	41	8	0	5	21	64	.366	14	2	60	0	.297	1	1	1-1	283	16	4	.987
Dayna Huckabee	.224	56-56	147	13	33	10	3	4	25	61	.415	5	2	53	0	.258	1	2	3-3	97	77	13	.930
Sandra Smith	.206	42-36	102	4	21	4	0	1	7	28	.275	16	2	32	0	.322	1	2	0-0	87	40	5	.962
Meagan Harney	.196	34-12	46	2	9	4	0	0	3	13	.283	6	1	17	0	.296	1	1	0-0	6	0	0	1.000
Brandy Baze	.182	22-7	11	3	2	0	0	0	0	2	.182	0	0	6	0	.182	0	0	0-0	12	7	3	.864
Kayla Johnson	.175	58-56	154	15	27	3	0	1	15	33	.214	18	2	35	0	.270	0	11	0-0	76	74	19	.888
Jocelyne Moncrief	.160	54-49	119	7	19	0	0	0	3	19	.160	3	0	14	0	.180	0	4	3-3	74	3	2	.975
Whitney Cloer	.145	50-42	110	9	16	2	1	3	13	29	.264	13	2	23	0	.242	3	4	2-2	229	14	2	.992
Samantha Buckner	.110	32-27	73	2	8	2	0	0	2	10	.137	7	0	25	0	.188	0	1	0-0	119	8	2	.984
Carrie Egnor	.087	30-23	46	6	4	1	0	0	6	5	.109	15	0	17	0	.311	0	1	2-3	37	34	6	.922
Kallie Foglesong	.040	12-6	25	0	1	0	0	0	0	1	.040	2	1	7	0	.143	0	0	0-0	32	5	2	.949
Brandy Foust	.000	15-0	2	7	0	0	0	0	0	0	.000	0	0	1	0	.000	0	0	0-0	0	0	0	.000
Hillary Freeman	.000	32-2	1	6	0	0	0	0	0	0	.000	0	1	1	0	.500	0	0	3-4	1	0	0	1.000
BJ Southmayd	.000	1-0	0	0	0	0	0	0	0	0	.000	1	0	0	0	1.000	0	0	0-0	0	1	0	1.000
Sarah Topham	.000	0-0	0	0	0	0	0	0	0	0	.000	0	0	0	0	.000	0	0	0-0	0	3	0	1.000
Kayce Odle	.000	10-9	0	0	0	0	0	0	0	0	.000	0	0	0	0	.000	0	0	0-0	0	9	0	1.000
Katy Henry	.000	4-4	0	0	0	0	0	0	0	0	.000	0	0	0	0	.000	0	0	0-0	7	39	7	.868

PITCHER	ERA	W-L	APP	GS	CG	SHO	SV	IP	H	R	ER	BB	SO	2B	3B	HR	B/AVG.	WP	HP	BK	SFA	SHA
Katy Henry	2.44	15-17	43	29	18	5/2	4	218.1	198	94	76	44	219	33	1	17	.240	419	1	2	34	21
Kayce Odle	2.79	4-8	27	8	3	3/0	0	77.2	73	42	31	34	60	15	2	6	.249	8	6	0	3	11
Blaire Perry	2.89	6-9	26	22	5	2/2	0	113.2	116	68	47	54	88	16	1	7	.263	9	5	0	3	26
Sarah Topham	4.67	0-1	3	1	0	0/0	0	9.0	11	8	6	10	8	2	0	2	.297	2	1	0	0	1

2007 Head Coach: Jamie Pinkerton | Record: 21-43 (Overall), 6-22 (SEC)

PLAYER	AVG	GP/GS	AB	R	H	2B	3B	HR	RBI	TB	SLG%	BB	HP	SO	GDP	OB%	SF	SH	SB-ATT	PO	A	E	FLD%
Jessica Bachkora	.291	64-64	199	30	58	10	5	0	17	78	.392	9	5	30	0	.338	0	2	16-20	62	4	3	.957
Whitney Cloer	.273	63-63	176	17	48	7	2	6	25	77	.438	6	3	48	1	.308	0	4	4-5	360	29	5	.987
Miranda Dixon	.263	61-59	175	17	46	3	0	7	16	70	.400	10	4	41	1	.317	0	1	0-0	9	20	15	.659
Rachel LeMaster	.261	64-64	211	17	55	3	1	0	8	60	.284	6	0	36	0	.281	0	7	22-29	35	3	1	.974
Dayna Huckabee	.245	64-64	184	26	45	4	4	6	26	75	.408	11	1	57	0	.288	2	1	2-3	92	106	13	.938
Samantha Buckner	.229	64-64	166	8	38	3	0	2	12	47	.283	12	0	30	3	.279	1	3	1-1	361	24	8	.980
Kayla Johnson	.219	61-52	155	24	34	6	0	3	23	49	.316	12	4	27	1	.291	1	0	0-0	102	75	15	.922
Teighynne Hulsey	.215	46-25	79	10	17	3	0	1	3	23	.291	8	1	20	0	.295	0	0	1-1	13	13	3	.897
Hillary Freeman	.129	28-17	31	6	4	1	0	1	3	8	.258	3	2	18	0	.250	0	0	0-0	31	0	0	1.000
Brittany Robison	.128	44-42	86	7	11	1	1	1	10	17	.198	8	0	26	0	.202	0	1	2-2	57	51	13	.893
Jess Reed	.127	42-29	71	5	9	2	0	1	5	14	.197	5	1	22	0	.195	0	0	2-2	41	45	9	.905
Dara Clark	.083	30-11	24	4	2	0	0	0	0	2	.083	2	0	17	0	.154	0	1	2-2	4	1	0	1.000
Brandy Baze	.063	33-16	32	0	2	0	0	0	0	2	.063	1	2	16	0	.143	0	2	0-0	26	31	2	.966
Jessica Waddle	.053	17-5	19	0	1	0	0	0	1	1	.053	2	0	12	0	.143	0	0	0-0	15	0	1	.938
Jocelyne Moncrief	.000	50-31	36	2	0	0	0	0	1	0	.000	5	1	12	0	.143	0	2	2-2	40	2	0	1.000
Brandy Foust	.000	29-1	3	3	0	0	0	0	0	0	.000	0	0	2	0	.000	0	0	0-0	0	1	0	1.000
Katy Henry	.000	51-33	0	0	0	0	0	0	0	0	.000	0	0	0	0	.000	0	0	0-0	4	32	2	.947

PITCHER	ERA	W-L	APP	GS	CG	SHO	SV	IP	H	R	ER	BB	SO	2B	3B	HR	B/AVG.	WP	HP	BK	SFA	SHA
Brandy Foust	2.33	0-0	3	0	0	0/0	0	3.0	3	1	1	1	2	0	0	0	.300	0	0	0	0	0
Miranda Dixon	3.07	4-17	33	26	7	1/0	1	139.0	163	100	61	25	92	24	1	12	.275	16	5	0	6	15
Katy Henry	3.56	14-21	51	32	21	7/0	2	230.1	251	143	117	57	224	38	3	31	.276	9	11	2	6	24
Teighynne Hulsey	4.04	3-5	17	6	0	0/0	0	45.0	57	31	26	15	38	7	0	0	.294	4	6	0	1	3

2008 Head Coach: Jamie Pinkerton | Record: 37-29 (Overall), 8-20 (SEC) | NCAA Regional Participant

PLAYER	AVG	GP/GS	AB	R	H	2B	3B	HR	RBI	TB	SLG%	BB	HP	SO	GDP	OB%	SF	SH	SB-ATT	PO	A	E	FLD%
Kayla Johnson	.338	66-66	210	53	71	13	1	9	37	113	.538	17	2	28	1	.393	0	9	6-6	131	68	16	.926
Miranda Dixon	.317	66-66	183	35	58	15	1	13	47	114	.623	25	11	38	2	.427	1	3	0-0	8	26	11	.756
Whitney Cloer	.289	55-54	159	22	46	4	1	5	26	67	.421	7	6	28	1	.339	2	2	0-2	286	20	2	.994
Samantha Buckner	.287	66-66	188	24	54	7	0	10	35	91	.484	11	3	29	1	.335	1	1	0-1	382	24	4	.990
Jessica Bachkora	.272	64-63	202	42	55	8	2	1	7	70	.347	22	2	18	0	.350	0	6	15-18	64	1	2	.970
Dayna Huckabee	.268	66-66	194	28	52	8	4	7	37	89	.459	11	4	53	0	.319	1	1	2-2	100	100	20	.909
Brittany Robison	.265	46-34	102	15	27	5	0	5	16	47	.461	5	0	28	0	.299	0	4	0-1	54	9	0	1.000
Sandra Smith	.236	66-64	182	22	43	7	0	14	45	92	.505	32	0	27	2	.349	1	2	0-0	67	100	9	.949
Jocelyne Moncrief	.214	66-66	140	15	30	2	0	0	4	32	.229	11	3	34	0	.286	0	6	1-3	37	4	2	.953
Hillary Freeman	.179	42-31	56	11	10	1	0	0	3	11	.196	6	0	25	0	.258	0	3	3-4	38	1	5	.886

Amie Hubbard	1.000	27-0	1	5	1	1	0	0	1	2	2.000	1	0	0	0	1.000	0	0	0-1	0	2	1	.667
Teighynne Hulsey	.209	33-9	43	6	9	4	0	0	5	13	.302	8	0	12	0	.333	0	1	2-2	6	2	1	.889
Leslie Dixon	.121	23-10	33	3	4	0	0	1	2	7	.212	0	0	7	0	.118	1	0	0-0	61	12	0	1.000
Jessica Waddle	.067	11-7	15	0	1	0	0	0	0	1	.067	2	0	7	0	.176	0	0	0-0	54	1	2	.965
Lauren Iverson	.000	13-3	7	4	0	0	0	0	0	0	.000	2	0	1	0	.222	0	0	0-0	2	1	2	.600
Emily Jones	.000	4-0	4	0	0	0	0	0	1	0	.000	0	0	3	0	.000	0	0	0-0	0	0	0	.000
Brandy Baze	.000	19-0	2	3	0	0	0	0	0	0	.000	0	0	1	0	.000	0	1	0-0	2	0	0	1.000
Lauren Chisom	.000	5-0	2	3	0	0	0	0	1	0	.000	0	1	1	0	.333	0	0	0-0	0	0	0	.000
Hannah Cicioni	.000	1-0	1	0	0	0	0	0	0	0	.000	0	0	1	0	.000	0	0	0-0	0	0	0	.000
Layne McGuirt	.000	11-8	1	0	0	0	0	0	0	0	.000	0	0	1	0	.000	0	0	0-0	1	7	1	.889
Amanda Caldwell	.000	5-0	1	2	0	0	0	0	0	0	.000	2	0	0	0	.667	0	0	0-0	0	1	0	1.000
Katy Henry	.000	10-9	0	0	0	0	0	0	0	0	.000	0	0	0	0	.000	0	0	0-0	12	38	0	1.000
Brandy Foust	.000	32-0	0	6	0	0	0	0	0	0	.000	0	0	0	0	.000	0	0	1-1	0	0	0	.000
Kim Jones	.000	3-3	0	0	0	0	0	0	0	0	.000	0	0	0	0	.000	0	0	0-0	3	13	4	.800

PITCHER	ERA	W-L	APP	GS	CG	SHO	SV	IP	H	R	ER	BB	SO	2B	3B	HR	B/AVG.	WP	HP	BK	SFA	SHA
Miranda Dixon	2.30	12-13	35	21	6	2/0	2	137.0	126	70	45	32	122	28	2	5	.236	16	5	0	5	21
Teighynne Hulsey	2.62	0-0	2	0	0	0/0	0	2.2	3	3	1	3	3	2	0	0	.273	1	0	0	0	1
Katy Henry	2.74	20-13	46	33	20	3/0	2	222.1	222	110	87	62	189	27	2	28	.260	6	10	1	5	36
Kim Jones	2.76	5-3	16	9	0	0/0	0	53.1	55	34	21	25	46	10	0	5	.268	3	12	0	1	13
Layne McGuirt	3.39	0-0	19	3	0	0/0	1	20.2	21	15	10	7	25	2	0	2	.253	4	0	0	0	2

2009 Head Coach: Jamie Pinkerton | Record: 27-29 (Overall), 10-16 (SEC) | NCAA Regional Participant

PLAYER	AVG	GP/GS	AB	R	H	2B	3B	HR	RBI	TB	SLG%	BB	HP	SO	GDP	OB%	SF	SH	SB-ATT	PO	A	E	FLD%
Whitney Cloer	.335	56-56	161	23	54	13	2	10	37	101	.627	21	0	25	0	.412	0	0	0-0	247	38	9	.969
Kayla Johnson	.272	51-51	147	32	40	9	2	4	23	65	.442	9	2	26	1	.323	0	1	2-2	95	74	12	.934
Jessica Bachkora	.270	56-56	178	32	48	12	1	5	26	77	.433	17	4	37	0	.345	1	1	18-20	50	8	2	.967
Brittany Griffiths	.256	56-56	121	16	31	6	2	2	22	47	.388	9	1	31	0	.313	0	4	0-0	108	108	11	.952
Amie Hubbard	.243	56-56	140	24	34	5	0	4	14	51	.364	11	5	28	0	.321	0	9	2-5	54	123	13	.932
Miranda Dixon	.240	54-54	146	19	35	8	0	11	40	76	.521	20	1	27	1	.331	2	2	0-0	2	32	8	.810
Tori Mort	.236	56-55	157	23	37	3	1	1	8	45	.287	18	0	43	0	.314	0	9	5-6	64	3	3	.957
Brittany Robison	.234	40-31	94	9	22	2	0	4	11	36	.383	10	0	23	0	.308	0	5	0-0	18	9	4	.871
Sandra Smith	.220	55-54	127	16	28	8	0	5	16	51	.402	26	2	29	0	.361	0	4	0-0	372	25	6	.985
Jocelyne Moncrief	.149	55-55	74	7	11	3	1	0	9	16	.216	7	2	21	0	.241	0	3	1-1	19	3	1	.957

Hillary Freeman	.250	36-0	4	9	1	0	0	0	1	1	.250	1	0	1	0	.400	0	0	0-2	1	0	0	1.000
Jessica Robison	.200	18-3	20	4	4	0	0	2	7	10	.500	1	1	9	0	.273	0	0	0-0	0	2	0	1.000
Brandy Baze	.200	15-2	5	0	1	0	0	0	0	1	.200	1	0	2	0	.333	0	0	0-0	15	4	2	.905
Leslie Dixon	.182	14-3	11	2	2	1	0	0	0	3	.273	0	0	3	0	.182	0	0	0-0	18	2	0	1.000
Becca Carden	.125	21-1	8	7	1	0	0	0	0	1	.125	0	0	3	0	.125	0	1	3-3	3	1	0	1.000
Teighynne Hulsey	.000	3-2	3	0	0	0	0	0	0	0	.000	0	0	2	0	.000	0	0	0-0	0	2	0	1.000
Brandy Foust	.000	11-0	0	3	0	0	0	0	0	0	.000	0	0	0	0	.000	0	0	0-0	0	0	0	.000
Amanda Caldwell	.000	2-0	0	1	0	0	0	0	0	0	.000	0	0	0	0	.000	0	0	0-0	0	0	0	.000
Lindsey Wells	.000	3-0	0	2	0	0	0	0	0	0	.000	0	0	0	0	.000	0	0	0-0	0	0	0	.000
Kelsie Vallies	.000	1-1	0	0	0	0	0	0	0	0	.000	0	0	0	0	.000	0	0	0-0	0	1	0	1.000
Layne McGuirt	.000	1-1	0	0	0	0	0	0	0	0	.000	0	0	0	0	.000	0	0	0-0	0	2	1	.667
Kim Jones	.000	1-1	0	0	0	0	0	0	0	0	.000	0	0	0	0	.000	0	0	0-0	5	30	0	1.000

PITCHER	ERA	W-L	APP	GS	CG	SHO	SV	IP	H	R	ER	BB	SO	2B	3B	HR	B/AVG.	WP	HP	BK	SFA	SHA
Miranda Dixon	4.13	17-13	39	29	16	3/0	4	184.2	231	136	109	61	139	34	2	21	.306	17	23	0	5	30
Kim Jones	4.43	8-12	31	19	11	3/0	0	137.1	150	105	87	93	87	11	0	15	.281	4	30	0	6	19
Kelsie Vallies	6.52	2-2	4	4	0	0/0	0	9.2	9	10	9	16	9	1	0	0	.237	4	0	0	0	1
Layne McGuirt	9.75	0-1	16	2	0	0/0	0	18.2	32	27	26	21	10	1	0	6	.376	2	5	0	0	0
Teighynne Hulsey	11.55	0-1	3	2	0	0/0	0	6.2	13	12	11	7	2	2	0	1	.448	2	2	0	0	2

2010 Head Coach: Mike Larabee | Record: 28-29 (Overall), 10-18 (SEC)

PLAYER	AVG	GP/GS	AB	R	H	2B	3B	HR	RBI	TB	SLG%	BB	HP	SO	GDP	OB%	SF	SH	SB-ATT	PO	A	E	FLD%
Jessica Bachkora	.373	57-57	177	62	66	18	1	15	31	131	.740	37	8	26	0	.500	0	0	8-9	87	10	2	.980
Sandra Smith	.326	57-57	172	28	56	10	1	9	50	95	.552	29	4	30	0	.434	0	0	3-3	137	81	1	.995
Miranda Dixon	.316	57-57	155	26	49	9	0	12	44	94	.606	41	5	23	1	.470	1	0	0-0	0	11	2	.846
Courtney Breault	.277	54-54	155	17	43	7	0	6	32	68	.439	15	1	33	4	.337	4	4	1-1	99	78	11	.941
Layne McGuirt	.244	32-29	78	11	19	4	1	4	9	37	.474	6	0	18	0	.294	1	2	0-0	45	26	4	.947
Becca Carden	.231	49-38	117	14	27	4	1	2	19	39	.333	9	2	21	0	.295	1	12	7-8	48	2	2	.962
Brittany Griffiths	.215	57-57	130	26	28	4	0	3	6	41	.315	17	1	33	1	.311	0	9	1-1	108	99	19	.916
Leslie Dixon	.213	25-16	47	4	10	4	0	1	4	17	.362	7	0	17	0	.315	0	1	0-0	79	9	2	.978
Stephanie Brewer	.210	32-21	62	6	13	2	0	1	12	18	.290	2	0	15	1	.227	2	1	2-3	140	6	0	1.000
Emily Jones	.208	33-10	48	2	10	2	0	1	6	15	.313	3	0	12	1	.245	2	1	0-0	78	6	1	.988
Tori Mort	.179	52-26	84	14	15	1	0	0	0	16	.190	3	0	14	0	.207	0	2	1-2	39	3	1	.977
Brittany Robison	.174	52-51	132	10	23	7	0	1	16	33	.250	15	1	43	0	.260	2	5	2-2	53	9	1	.984
Jessica Robison	.136	27-13	44	4	6	1	0	1	2	10	.227	8	0	17	0	.269	0	0	0-1	8	18	1	.963
Jessica Waddle	.123	42-41	57	4	7	0	0	1	4	10	.175	6	8	27	0	.296	0	4	0-0	211	31	5	.980

Amanda Caldwell	.333	7-0	6	1	2	0	0	1	1	5	.833	1	0	3	0	.429	0	1	0-0	1	0	0	1.000
Chelsea Cohen	.333	2-0	3	0	1	0	0	0	0	1	.333	0	0	2	0	.333	0	0	0-0	1	9	0	1.000
Brea Van de Pol	.125	30-3	8	5	1	0	0	0	0	1	.125	1	0	1	0	.222	0	1	1-1	2	11	4	.765
Hope McLemore	.000	3-1	2	0	0	0	0	0	0	0	.000	0	0	1	0	.000	0	0	0-0	8	22	1	.968
Morgan Clark	.000	1-0	1	0	0	0	0	0	0	0	.000	0	0	1	0	.000	0	0	0-0	0	0	0	.000
Lindsey Wells	.000	20-0	0	5	0	0	0	0	0	0	.000	1	0	0	0	1.000	0	0	1-2	0	0	0	.000
Amanda Summerford	.000	36-0	0	12	0	0	0	0	0	0	.000	1	0	0	0	1.000	0	0	0-0	0	0	0	.000

PITCHER	ERA	W-L	APP	GS	CG	SHO	SV	IP	H	R	ER	BB	SO	2B	3B	HR	B/AVG.	WP	HP	BK	SFA	SHA
Hope McLemore	3.01	14-13	35	25	12	4/1	3	153.2	151	78	66	56	140	21	2	20	.256	9	12	1	5	12
Layne McGuirt	3.56	8-10	30	21	7	1/1	0	124.0	149	80	63	34	85	24	1	9	.304	7	6	6	5	17

Kim Jones	3.34	1-2	13	3	2	0/0	1	29.1	29	23	14	16	29	4	1	1	.259	2	3	0	3	2
Chelsea Cohen	5.08	3-2	14	6	2	0/0	0	41.1	46	32	30	14	9	5	1	9	.282	2	2	1	2	3
Miranda Dixon	5.73	2-2	11	2	0	0/0	0	33.0	48	39	27	6	19	5	2	8	.329	1	3	0	3	6

2011 Head Coach: Mike Larabee | Record: 13-39 (Overall), 3-23 (SEC)

PLAYER	AVG	GP/GS	AB	R	H	2B	3B	HR	RBI	TB	SLG%	BB	HP	SO	GDP	OB%	SF	SH	SB-ATT	PO	A	E	FLD%
Becca Carden	.335	51-51	158	24	53	10	3	6	24	87	.551	12	2	35	0	.387	1	1	10-11	72	6	3	.963
Tori Mort	.294	42-26	68	14	20	2	1	1	10	27	.397	6	1	15	0	.360	0	2	6-7	23	2	1	.962
Linnea Ketcher	.292	42-34	96	11	28	0	1	0	5	30	.313	10	0	30	0	.358	0	4	8-10	43	0	5	.896
Courtney Breault	.264	42-41	106	10	28	7	0	3	19	44	.415	23	3	18	0	.397	4	0	1-1	53	37	5	.947
Macy Burr	.258	42-19	62	8	16	0	0	0	1	16	.258	3	0	22	0	.292	0	2	4-6	25	1	2	.929
Ashley Martindale	.258	42-9	31	10	8	0	0	0	1	8	.258	2	0	5	0	.303	0	2	4-5	8	0	2	.800
Chloe Oprzedek	.238	52-52	143	11	34	6	2	0	12	44	.308	4	2	30	1	.267	1	3	8-12	89	98	14	.930
Jennifer Rambo	.230	46-43	126	7	29	1	1	2	13	38	.302	7	0	39	0	.271	0	2	3-3	78	38	7	.943
Jayme Gee	.228	49-49	114	5	26	8	0	0	6	34	.298	22	0	39	0	.348	2	0	2-3	242	22	6	.978
Amanda Caldwell	.190	16-4	21	1	4	1	2	1	7	12	.571	0	2	9	0	.261	0	0	0-0	12	1	0	1.000
Amanda Geile	.182	39-29	77	4	14	2	0	2	5	22	.286	10	2	27	0	.292	0	0	1-1	61	1	1	.984
Stephanie Brewer	.162	41-36	105	3	17	3	0	1	6	23	.219	7	1	35	1	.221	0	1	0-0	184	9	6	.970
Brittany Griffiths	.155	32-31	71	14	11	2	0	1	4	16	.225	14	0	20	1	.294	0	4	0-1	28	44	7	.911
Jessica Robison	.105	35-21	57	2	6	2	0	0	3	8	.140	14	0	26	0	.282	0	0	0-0	28	36	10	.865
Layne McGuirt	.088	24-20	57	6	5	1	0	1	2	9	.158	7	0	22	0	.188	0	0	1-1	29	17	1	.979

Brea Van de Pol	1.000	3-0	1	0	1	0	0	0	0	1	1.000	0	0	0	0	1.000	0	0	0-0	0	1	0	1.000
Leslie Dixon	.400	2-2	5	3	2	0	0	0	1	2	.400	1	1	0	0	.571	0	0	0-0	10	1	0	1.000
Chelsea Cohen	.143	4-1	7	0	1	0	0	0	2	1	.143	0	0	2	0	.143	0	0	0-0	2	8	0	1.000
Amanda Summerford	.000	12-1	3	3	0	0	0	0	0	0	.000	0	0	2	0	.000	0	0	0-0	0	0	1	.000
Lindsey Wells	.000	6-1	2	1	0	0	0	0	0	0	.000	0	0	1	0	.000	0	0	0-0	2	0	0	1.000
Morgan Clark	.000	1-0	1	0	0	0	0	0	0	0	.000	0	0	0	0	.000	0	0	0-0	0	0	0	.000
Kim Jones	.000	2-2	0	0	0	0	0	0	0	0	.000	0	0	0	0	.000	0	0	0-0	6	34	4	.909
Hope McLemore	.000	5-1	0	1	0	0	0	0	0	0	.000	0	0	0	0	.000	0	0	0-0	4	12	3	.842

PITCHER	ERA	W-L	APP	GS	CG	SHO	SV	IP	H	R	ER	BB	SO	2B	3B	HR	B/AVG.	WP	HP	BK	SFA	SHA
Kim Jones	4.19	4-16	30	25	10	2/0	1	132.0	162	98	79	56	109	18	3	13	.293	5	10	0	4	15
Hope McLemore	4.43	4-11	21	12	6	0/1	0	85.1	92	70	54	31	71	15	1	18	.271	2	6	3	5	9
Layne McGuirt	5.10	3-10	25	13	2	0/0	0	71.1	96	69	52	51	46	22	0	7	.323	11	3	2	3	6

Chelsea Cohen	6.57	2-2	17	2	1	0/1	0	43.2	69	46	41	15	18	7	2	10	.365	4	0	0	2	4
Amanda Summerford	10.50	0-0	1	0	0	0/0	0	0.2	2	1	1	1	0	1	0	0	.500	1	0	0	0	0

2012 Head Coach: Mike Larabee | Record: 29-28 (Overall), 7-21 (SEC) | NCAA Regional Participant

PLAYER	AVG	GP/GS	AB	R	H	2B	3B	HR	RBI	TB	SLG%	BB	HP	SO	GDP	OB%	SF	SH	SB-ATT	PO	A	E	FLD%
Devon Wallace	.367	57-57	150	39	55	10	0	15	38	110	.733	53	7	24	1	.548	0	0	3-4	35	0	2	.946
Clarisa Navarro	.337	57-57	184	34	62	11	2	10	30	107	.582	15	3	22	1	.396	0	5	5-9	88	124	14	.938
Amanda Geile	.289	41-41	114	17	33	10	2	7	26	68	.596	11	5	25	0	.374	1	3	0-1	33	1	0	1.000
Sierra Bronkey	.287	57-56	157	9	45	7	0	2	16	58	.369	12	5	24	1	.354	1	1	0-0	82	64	4	.973
Tori Mort	.228	54-48	123	22	28	3	2	1	9	38	.309	14	4	26	0	.326	0	0	3-3	77	3	5	.941
Chloe Oprzedek	.225	55-53	151	19	34	7	1	7	24	64	.424	10	6	33	0	.299	0	1	3-4	53	114	6	.965
Jayme Gee	.215	54-52	130	13	28	6	1	2	16	42	.323	19	0	37	1	.313	1	2	1-2	225	20	6	.976
Ashley Martindale	.209	47-28	67	20	14	0	1	0	1	16	.239	15	2	17	0	.369	0	2	5-7	12	1	1	.929
Jennifer Rambo	.204	53-50	137	23	28	10	0	9	26	65	.474	17	2	31	0	.297	2	0	3-4	222	10	8	.967
Megan Pearson	.140	28-18	50	1	7	1	0	0	0	8	.160	3	4	17	0	.246	0	2	0-0	151	4	5	.969
Andrea Sullivan	.111	35-25	72	4	8	0	0	4	9	20	.278	9	3	35	0	.238	0	0	0-0	89	3	2	.979
Maddie Reese	.054	42-12	37	7	2	0	0	1	2	5	.135	3	1	12	0	.146	0	0	2-6	35	36	5	.934

Katie Harrison	.400	8-8	25	4	10	2	0	2	10	18	.720	4	1	1	1	.500	0	0	1-1	17	8	1	.962
Linnea Ketcher	.111	13-3	9	2	1	0	0	0	0	1	.111	2	0	3	0	.273	0	1	0-0	5	1	1	.857
Alyssa Bass	.100	33-1	10	8	1	0	0	0	0	1	.100	2	0	3	0	.250	0	0	0-0	2	0	0	1.000
Jessica Robison	.000	12-4	13	1	0	0	0	0	1	0	.000	7	0	5	0	.350	0	0	0-0	0	0	0	.000
Chelsea Cohen	.000	41-28	5	0	0	0	0	0	0	0	.000	0	0	5	0	.000	0	0	0-0	8	59	3	.957
Amanda Summerford	.000	16-0	1	3	0	0	0	0	0	0	.000	0	0	0	0	.000	0	0	0-0	0	0	0	.000
Ciara Clampitt	.000	13-4	0	0	0	0	0	0	0	0	.000	0	0	0	0	.000	0	0	0-0	0	6	0	1.000
Kimmy Beasley	.000	33-21	0	0	0	0	0	0	0	0	.000	0	0	0	0	.000	0	0	0-0	2	31	0	1.000
Morgan Clark	.000	1-0	0	0	0	0	0	0	0	0	.000	0	0	0	0	.000	0	0	0-0	0	0	1	.000
Hope McLemore	.000	32-4	0	6	0	0	0	0	0	0	.000	0	0	0	0	.000	0	0	1-2	0	5	0	1.000

PITCHER	ERA	W-L	APP	GS	CG	SHO	SV	IP	H	R	ER	BB	SO	2B	3B	HR	B/AVG.	WP	HP	BK	SFA	SHA
Chelsea Cohen	3.32	14-15	41	28	17	3/1	2	196.1	216	111	93	62	101	47	4	16	.278	4	11	0	5	27
Kimmy Beasley	3.54	11-10	33	21	8	1/1	1	130.1	142	82	66	42	99	25	1	15	.272	13	8	0	3	10
Hope McLemore	4.52	2-1	5	4	2	0/0	0	21.2	31	15	14	7	13	4	0	4	.341	0	4	0	1	3
Ciara Clampitt	4.94	2-2	13	4	0	0/0	0	28.1	34	27	20	18	13	5	0	1	.324	2	8	0	1	5
Amanda Summerford	7.00	0-0	2	0	0	0/0	0	2.0	2	3	2	3	0	0	0	0	.250	0	0	0	0	0

2013 Head Coach: Mike Larabee | Record: 36-20 (Overall), 12-10 (SEC) | NCAA Regional Participant

PLAYER	AVG	GP/GS	AB	R	H	2B	3B	HR	RBI	TB	SLG%	BB	HP	SO	GDP	OB%	SF	SH	SB-ATT	PO	A	E	FLD%
Stephanie Canfield	.381	45-45	147	22	56	8	2	1	20	71	.483	8	0	15	0	.413	0	4	2-4	51	3	3	.947
Devon Wallace	.376	56-56	125	55	47	10	0	13	29	96	.768	79	7	20	0	.627	1	0	12-14	292	4	4	.987
Jennifer Rambo	.324	51-40	102	18	33	2	1	5	28	52	.510	17	4	23	0	.435	1	0	2-2	30	5	5	.875
Clarisa Navarro	.320	56-56	175	36	56	11	1	5	39	84	.480	18	4	19	3	.392	2	3	9-9	88	76	16	.911
Chloe Oprzedek	.303	56-56	155	42	47	6	3	9	35	86	.555	22	3	23	0	.400	0	2	9-9	45	78	4	.969
Jayme Gee	.266	56-56	143	20	38	5	1	8	27	69	.483	9	0	28	0	.303	3	3	0-0	395	19	3	.993
Amanda Geile	.262	47-41	107	17	28	3	0	6	21	49	.458	12	3	14	0	.352	0	0	0-0	19	0	2	.905
Nicole Schroeder	.239	52-52	138	20	33	6	0	9	27	66	.478	27	0	42	1	.361	1	0	0-0	0	0	0	.000
Sierra Bronkey	.231	54-53	143	7	33	6	1	2	22	47	.329	11	3	17	2	.292	4	8	0-0	77	61	13	.914
Claire Clark	.163	49-31	86	15	14	3	0	1	11	20	.233	10	0	15	0	.247	1	0	3-4	33	1	1	.971
Amanda Summerford	.088	44-6	34	16	3	0	0	1	3	6	.176	7	1	9	0	.262	0	1	2-3	16	0	0	1.000

Danielle Riddle	.500	5-0	2	1	1	1	0	0	3	2	1.000	0	0	0	0	.500	0	0	0-0	1	0	0	1.000
Lauren Montgomery	.313	16-1	16	0	5	1	0	0	4	6	.375	1	0	5	0	.333	1	0	0-0	0	0	0	.000
Ashley Martindale	.214	47-5	14	19	3	1	0	0	2	4	.286	1	0	2	0	.267	0	1	15-16	3	0	0	1.000
Andrea Sullivan	.176	18-5	17	1	3	0	0	1	3	6	.353	6	2	5	0	.440	0	0	0-0	9	0	0	1.000
Megan Pearson	.091	8-1	11	1	1	0	0	0	0	1	.091	0	0	0	0	.091	0	0	0-0	4	0	0	1.000
Morgan Clark	.000	6-0	0	0	0	0	0	0	0	0	.000	0	0	0	0	.000	0	0	0-0	6	0	0	1.000
Kyndra Meeker	.000	16-0	0	7	0	0	0	0	0	0	.000	0	0	0	0	.000	0	0	0-1	0	0	0	.000
Alyssa Bass	.000	28-0	0	7	0	0	0	0	0	0	.000	1	0	0	0	1.000	0	0	1-2	0	0	0	.000
Hope McLemore	.000	1-0	0	0	0	0	0	0	0	0	.000	0	0	0	0	.000	0	0	0-0	1	8	0	1.000

PITCHER	ERA	W-L	APP	GS	CG	SHO	SV	IP	H	R	ER	BB	SO	2B	3B	HR	B/AVG.	WP	HP	BK	SFA	SHA
Hope McLemore	2.28	6-3	19	9	3	1/2	2	64.1	64	30	21	21	46	11	1	6	.251	2	6	0	0	3
Kelly Young	2.42	5-0	12	6	2	1/1	0	34.2	35	23	12	19	30	7	3	1	.250	2	4	0	0	0
Kimmy Beasley	2.61	12-9	28	19	9	2/3	2	128.2	104	67	48	54	171	19	5	10	.215	6	10	0	6	8
Chelsea Cohen	3.51	13-8	33	22	11	2/4	1	131.2	130	74	66	56	137	25	6	16	.250	3	7	0	1	5

2014 Head Coach: Mike Larabee | Record: 27-28 (Overall), 5-19 (SEC)

PLAYER	AVG	GP/GS	AB	R	H	2B	3B	HR	RBI	TB	SLG%	BB	HP	SO	GDP	OB%	SF	SH	SB-ATT	PO	A	E	FLD%
Clarisa Navarro	.353	54-54	156	35	55	12	1	2	43	75	.481	16	6	12	0	.421	5	4	5-6	86	105	9	.955
Stephanie Canfield	.348	55-55	181	44	63	9	4	1	28	83	.459	14	2	14	0	.397	2	1	10-10	60	3	3	.955
Devon Wallace	.333	55-55	144	53	48	8	1	12	37	94	.653	58	4	26	0	.534	0	0	7-8	255	8	4	.985
Kasey Fagan	.306	54-54	157	47	48	8	2	9	46	87	.554	32	1	24	2	.424	1	2	4-7	118	62	9	.952
Jessica Harrison	.298	27-18	57	7	17	2	0	2	13	25	.439	9	2	9	0	.412	0	0	0-0	37	9	5	.902
Chloe Oprzedek	.298	52-52	141	28	42	5	2	5	25	66	.468	12	3	21	1	.358	3	0	7-8	57	82	15	.903
Claire Clark	.296	33-22	54	15	16	3	1	3	13	30	.556	6	1	12	0	.377	0	1	1-2	12	1	3	.813
Amanda Geile	.294	51-46	136	20	40	4	1	7	32	67	.493	16	3	20	1	.381	0	3	1-1	37	3	2	.952
Jayme Gee	.283	47-43	113	21	32	4	1	6	29	56	.496	19	0	20	1	.378	3	1	1-1	184	32	2	.991
Jennifer Rambo	.267	47-38	105	22	28	4	1	2	19	40	.381	10	3	18	0	.347	0	2	3-3	16	1	2	.895
Parker Pocklington	.229	46-44	109	25	25	4	0	4	24	41	.376	13	9	15	1	.356	1	3	3-5	61	71	6	.957
Shelby Hiers	.100	20-17	30	10	3	0	0	1	4	6	.200	19	1	10	0	.460	0	1	1-1	50	8	3	.951

Kelsey Berlin	1.000	1-0	1	1	1	0	0	0	0	1	1.000	0	0	0	0	1.000	0	0	0-0	0	2	0	1.000
Kyndra Meeker	.500	25-0	2	10	1	1	0	0	1	2	1.000	0	0	0	0	.500	0	0	0-0	0	0	0	.000
Sierra Bronkey	.462	13-1	13	0	6	0	0	0	3	6	.462	2	0	1	0	.533	0	0	0-0	0	0	0	.000
Megan Pearson	.400	14-3	5	1	2	1	0	0	3	3	.600	2	1	0	0	.625	0	0	0-0	24	0	0	1.000
Ashley Martindale	.333	41-1	6	19	2	0	0	0	1	2	.333	2	0	1	0	.500	0	0	9-9	0	0	0	.000
Sydney Wright	.250	9-3	12	1	3	1	0	0	4	4	.333	0	0	1	0	.250	0	0	0-0	4	35	0	1.000
Kelly Young	.000	2-1	0	0	0	0	0	0	0	0	.000	1	0	0	0	1.000	0	0	0-0	3	16	1	.950
Grace Moll	.000	3-3	0	0	0	0	0	0	0	0	.000	0	0	0	0	.000	0	0	0-0	2	31	7	.825

PITCHER	ERA	W-L	APP	GS	CG	SHO	SV	IP	H	R	ER	BB	SO	2B	3B	HR	B/AVG.	WP	HP	BK	SFA	SHA
Kimmy Beasley	3.50	3-6	13	6	4	1/0	0	42.0	45	25	21	18	42	9	1	7	.269	3	1	0	0	1
Grace Moll	3.84	10-7	30	19	7	3/2	0	109.1	125	91	60	63	71	18	2	10	.278	16	8	0	1	10
Claire Clark	4.20	0-0	1	0	0	0/0	0	1.2	2	1	1	4	0	0	0	0	.286	0	0	0	0	0
Kasey Fagan	4.32	6-2	14	12	3	1/1	0	45.1	40	29	28	31	30	8	0	1	.238	6	12	0	1	3
Sydney Wright	5.49	4-8	25	11	3	1/1	0	74.0	91	64	58	53	32	9	3	7	.304	6	10	1	0	7
Kelly Young	5.74	4-5	22	7	1	0/0	0	57.1	77	68	47	33	43	9	1	10	.324	5	6	0	4	10
Kelsey Berlin	12.35	0-0	5	0	0	0/0	0	5.2	9	10	10	4	3	0	0	3	.360	0	1	0	0	1

2015 Head Coach: Mike Larabee | Record: 16-37 (Overall), 1-23 (SEC)

PLAYER	AVG	GP/GS	AB	R	H	2B	3B	HR	RBI	TB	SLG%	BB	HP	SO	GDP	OB%	SF	SH	SB-ATT	PO	A	E	FLD%
Haley Meinen	.364	7-4	11	4	4	0	0	1	1	7	.636	2	0	1	1	.462	0	0	1-1	4	16	2	.909
Devon Wallace	.354	52-52	144	37	51	4	1	7	26	78	.542	45	3	17	0	.516	0	1	8-10	298	11	0	1.000
Kasey Fagan	.321	44-44	140	23	45	8	2	2	21	63	.450	14	3	12	0	.388	3	1	6-6	47	81	15	.895
Stephanie Canfield	.320	47-47	150	17	48	6	4	3	22	71	.473	12	2	13	0	.378	0	0	16-18	80	2	3	.965
Tori Cooper	.258	39-27	62	12	16	3	0	1	5	22	.355	5	0	16	0	.309	1	0	2-2	24	1	2	.926
Autumn Buczek	.243	45-27	70	12	17	1	0	0	1	18	.257	2	0	20	0	.264	0	2	4-5	32	5	1	.974
Jessie Mullen	.242	21-12	33	2	8	0	0	1	3	11	.333	5	1	9	1	.359	0	0	0-0	16	15	4	.886
Rachel Box	.239	28-14	46	3	11	2	0	2	8	19	.413	5	0	11	1	.314	0	1	0-0	2	1	0	1.000
Jessica Harrison	.231	47-44	121	17	28	0	1	2	12	36	.298	21	4	11	2	.361	1	3	4-5	49	121	16	.914
Madison Yannetti	.229	32-26	70	7	16	2	0	1	4	21	.300	11	0	14	0	.333	0	2	0-0	20	44	8	.889
Shelby Hiers	.216	32-28	74	17	16	2	1	4	14	32	.432	17	1	17	0	.362	2	2	8-9	76	10	4	.956
Sydney Wright	.214	12-11	28	1	6	1	0	0	4	7	.250	1	0	7	0	.233	1	1	0-0	5	45	3	.943
Megan Pearson	.212	19-18	33	2	7	0	0	0	0	7	.212	1	0	4	0	.235	0	0	0-0	127	2	2	.985
Kate James	.205	20-13	39	5	8	0	0	2	5	14	.359	2	0	16	0	.244	0	0	0-0	31	6	0	1.000
Sierra Bronkey	.200	40-20	70	2	14	0	0	1	7	17	.243	6	3	12	0	.288	1	3	0-1	18	15	3	.917
Parker Pocklington	.191	38-31	68	11	13	3	0	0	9	16	.235	5	2	10	0	.263	1	1	1-1	53	77	3	.977
Loren Krzysko	.182	31-21	55	5	10	3	0	0	9	13	.236	10	1	11	0	.318	0	2	0-2	21	1	0	1.000
Claire Clark	.172	44-21	58	6	10	1	1	0	2	13	.224	7	0	13	0	.262	0	2	1-1	43	3	1	.979
Nicole Schroeder	.108	33-28	74	7	8	2	0	4	14	22	.297	14	2	31	0	.267	0	2	0-0	64	4	3	.958
Kala Crisp	.000	2-1	3	0	0	0	0	0	0	0	.000	0	0	0	0	.000	0	0	0-0	1	0	0	1.000
Allison Stewart	.000	3-1	2	0	0	0	0	0	0	0	.000	0	0	2	0	.000	0	0	0-0	2	8	2	.833

PITCHER	ERA	W-L	APP	GS	CG	SHO	SV	IP	H	R	ER	BB	SO	2B	3B	HR	B/AVG.	WP	HP	BK	SFA	SHA
Sydney Wright	4.25	10-12	44	22	8	2/0	1	155.0	190	120	94	68	74	38	5	19	.299	11	8	1	10	18
Haley Meinen	5.10	1-8	20	5	2	0/0	1	60.1	89	59	44	31	16	12	1	6	.341	4	9	0	5	6
Allison Stewart	6.41	4-7	21	9	1	1/0	0	51.1	76	58	47	31	33	16	5	13	.328	5	4	0	1	2
Grace Moll	7.86	1-9	24	14	1	0/0	0	67.2	112	101	76	55	32	18	1	9	.353	21	8	1	1	7
Claire Clark	21.00	0-1	2	2	0	0/0	0	3	.261	2	11	10	3	1	1	1	.353	1	1	0	0	0

2016 Head Coach: Courtney Deifel | Record: 17-39 (Overall), 1-23 (SEC)

PLAYER	AVG	GP/GS	AB	R	H	2B	3B	HR	RBI	TB	SLG%	BB	HP	SO	GDP	OB%	SF	SH	SB-ATT	PO	A	E	FLD%
Ashley Diaz	.331	53-53	160	22	53	3	0	12	41	92	.575	15	0	32	1	.380	4	1	1-1	291	10	6	.980
Tori Cooper	.287	47-33	108	12	31	6	0	3	11	46	.426	7	1	25	0	.336	0	2	0-0	17	3	2	.909
Shelby Hiers	.283	55-51	152	28	43	7	0	9	22	77	.507	18	8	27	1	.388	0	0	0-1	77	8	3	.966
Autumn Russell	.281	56-56	167	28	47	4	2	0	13	55	.329	7	4	24	0	.326	0	3	12-13	39	121	11	.936
Nicole Schroeder	.259	53-47	135	16	35	8	0	8	28	67	.496	19	3	45	3	.361	1	0	0-0	160	3	5	.970
Rachel Box	.248	43-32	113	9	28	7	0	4	14	47	.416	3	1	28	3	.274	0	0	0-0	3	0	1	.750
Lauren Archuleta	.244	45-44	82	15	20	2	0	2	16	28	.341	11	1	26	0	.337	1	2	2-2	185	39	8	.966
Parker Pocklington	.207	48-47	92	13	19	1	0	4	6	32	.348	8	6	14	0	.311	0	10	0-0	79	95	4	.978
Loren Krzysko	.205	46-26	78	8	16	4	0	1	7	23	.295	8	2	15	0	.295	0	0	1-2	29	5	1	.971
Madison Yannetti	.179	56-56	123	13	22	5	0	1	16	30	.244	19	3	21	0	.299	2	5	0-0	84	131	14	.939

Stephanie Canfield	.471	15-15	51	13	24	1	3	0	7	31	.608	3	2	4	0	.518	0	3	2-2	16	0	0	1.000
Jessie Mullen	.231	7-7	13	4	3	0	0	0	0	3	.231	1	0	3	0	.286	0	0	0-0	11	18	2	.935
Claire Clark	.222	35-33	90	11	20	3	1	4	12	37	.411	3	0	22	1	.242	2	2	1-1	26	8	2	.944
Carley Haizlip	.222	9-1	9	1	2	0	0	0	0	2	.222	3	0	1	0	.417	0	0	0-0	0	0	0	.000
Haydi Bugarin	.138	29-8	29	9	4	1	0	1	4	8	.276	6	1	11	0	.306	0	0	0-0	12	1	4	.765
Alleana Aleman	.000	4-0	3	0	0	0	0	0	0	0	.000	0	1	1	0	.250	0	0	0-0	0	0	0	.000
Morgan Felts	.000	20-1	2	8	0	0	0	0	0	0	.000	0	0	2	0	.000	0	0	1-2	0	0	0	.000
Kylie Smith	.000	14-0	1	4	0	0	0	0	0	0	.000	0	0	1	0	.000	0	0	0-0	0	0	0	.000
Marley Harmon	.000	1-0	1	0	0	0	0	0	0	0	.000	0	0	0	0	.000	0	0	0-0	0	0	0	.000
Peyton Carter	.000	4-3	0	0	0	0	0	0	0	0	.000	0	0	0	0	.000	0	0	0-0	2	7	2	.818
Danielle Brochu	.000	12-0	0	4	0	0	0	0	0	0	.000	0	0	0	0	.000	0	0	0-0	0	0	0	.000
Betina Beringhele	.000	6-0	0	1	0	0	0	0	0	0	.000	0	0	0	0	.000	0	0	0-0	0	0	0	.000

PITCHER	ERA	W-L	APP	GS	CG	SHO	SV	IP	H	R	ER	BB	SO	2B	3B	HR	B/AVG.	WP	HP	BK	SFA	SHA
Grace Moll	5.41	12-31	46	43	25	1/0	1	244.2	287	233	189	214	185	42	12	19	.288	42	17	0	6	15
Claire Clark	9.44	4-5	24	9	2	0/1	0	56.1	92	88	76	75	21	21	3	14	.369	16	7	0	1	4

Peyton Carter	9.98	1-3	23	4	0	0/1	0	40.2	85	68	58	18	10	11	4	8	.415	7	6	0	8	2
Tori Cooper	31.50	0-0	3	0	0	0/0	0	2.0	5	9	9	4	0	1	0	2.45	5	1	2	0	0	0
Danielle Brochu	38.50	0-0	2	0	0	0/0	0	2.0	10	11	11	4	1	1	0	2	.625	1	0	0	0	0
Allison Stewart	42.00	0-0	1	0	0	0/0	0	0.1	3	2	2	0	0	1	0	1	.750	0	0	0	0	0

2017 Head Coach: Courtney Deifel | Record: 31-24 (Overall), 7-17 (SEC) | NCAA Regional Participant

PLAYER	AVG	GP/GS	AB	R	H	2B	3B	HR	RBI	TB	SLG%	BB	HP	SO	GDP	OB%	SF	SH	SB-ATT	PO	A	E	FLD%
Autumn Russell	.349	55-55	166	32	58	5	2	1	13	70	.422	8	0	22	0	.379	0	4	9-10	33	134	5	.971
Nicole Schroeder	.329	55-55	146	31	48	11	1	17	49	112	.767	35	3	30	0	.467	0	1	0-0	29	1	1	.968
A.J. Belans	.295	55-55	156	20	46	12	0	8	33	82	.526	16	2	21	3	.366	1	1	0-0	54	131	16	.920
Tori Cooper	.285	53-50	151	30	43	3	2	10	40	80	.530	19	0	35	0	.365	0	0	0-0	51	0	2	.962
Ashley Diaz	.283	55-55	159	12	45	6	1	3	21	62	.390	10	0	24	1	.325	0	2	0-0	454	15	4	.992
Madison Yannetti	.248	55-55	133	16	33	10	0	6	28	61	.459	21	1	32	2	.350	2	3	0-0	114	124	10	.960
Shelby Hiers	.241	55-55	141	36	34	6	0	3	18	49	.348	37	5	41	0	.413	1	2	2-2	233	33	5	.982

Lauren Archuleta	.600	4-0	5	0	3	1	0	0	2	4	.800	1	0	2	0	.667	0	0	0-0	6	0	0	1.000
Loren Krzysko	.339	25-19	59	13	20	3	1	2	10	31	.525	7	0	8	1	.409	0	1	0-0	9	1	3	.769
Stephanie Canfield	.278	38-32	108	23	30	4	2	1	7	41	.380	3	3	12	0	.313	1	0	4-4	21	2	0	1.000
Katie Warrick	.253	36-33	87	11	22	3	0	6	16	43	.494	7	1	14	1	.313	1	0	0-0	1	7	0	1.000
Rachel Box	.227	13-5	22	1	5	0	0	0	1	5	.227	0	1	6	1	.261	0	0	0-0	0	0	0	.000
Haydi Bugarin	.222	38-16	45	12	10	2	0	2	4	18	.400	4	1	20	1	.300	0	1	1-2	15	0	1	.938
Parker Pocklington	.200	27-5	20	5	4	1	0	0	2	5	.250	0	2	7	0	.273	0	0	0-0	3	1	2	.667
Caroline Hedgcock	.200	11-5	15	0	3	1	0	0	1	4	.267	1	0	4	0	.250	0	0	0-0	1	21	0	1.000
Sydney Benz	.167	10-1	12	3	2	0	0	0	1	2	.167	2	0	3	0	.286	0	0	0-0	4	1	0	1.000
Hailey MacKay	.000	2-0	2	0	0	0	0	0	0	0	.000	0	0	0	0	.000	0	0	0-0	0	0	0	.000
Aly Manzo	.000	2-0	1	1	0	0	0	0	0	0	.000	0	0	1	0	.000	0	0	0-0	0	0	0	.000
Carley Haizlip	.000	2-0	1	0	0	0	0	0	0	0	.000	0	0	0	0	.000	0	0	0-0	0	0	0	.000
Betina Beringhele	.000	46-0	1	17	0	0	0	0	0	0	.000	0	0	0	0	.000	0	0	0-1	0	0	0	.000
Keely Edwards	.000	1-0	0	0	0	0	0	0	0	0	.000	0	0	0	0	.000	0	0	0-0	0	0	0	.000
Sydney Parr	.000	36-0	0	10	0	0	0	0	0	0	.000	2	0	0	0	1.000	0	0	1-1	5	1	0	1.000
Autumn Storms	.000	3-3	0	0	0	0	0	0	0	0	.000	0	0	0	0	.000	0	0	0-0	2	43	2	.957
Grace Moll	.000	1-1	0	0	0	0	0	0	0	0	.000	0	0	0	0	.000	0	0	0-0	1	16	0	1.000

PITCHER	ERA	W-L	APP	GS	CG	SHO	SV	IP	H	R	ER	BB	SO	2B	3B	HR	B/AVG.	WP	HP	BK	SFA	SHA
Autumn Storms	2.28	16-15	38	33	13	1/3	2	172.0	174	81	56	35	96	21	2	10	.260	4	21	0	7	17
Caroline Hedgcock	2.84	3-5	25	8	2	0/2	0	61.2	51	33	25	19	31	7	2	2	.213	8	3	0	0	5
Grace Moll	3.69	8-4	22	14	3	2/1	0	74.0	72	43	39	53	70	8	0	4	.259	29	3	0	4	6

Allison Stewart	3.18	1-0	8	0	0	0/2	1	11.0	12	7	5	4	9	0	0	2	.279	0	1	0	0	1
Katie Warrick	3.68	3-0	14	0	0	0/1	0	26.2	33	17	14	5	10	3	2	3	.311	1	2	0	0	3

2018 Head Coach: Courtney Deifel | Record: 42-17 (Overall), 12-12 (SEC) | NCAA Super Regional Participant

PLAYER	AVG	GP/GS	AB	R	H	2B	3B	HR	RBI	TB	SLG%	BB	HP	SO	GDP	OB%	SF	SH	SB-ATT	PO	A	E	FLD%
Hannah McEwen	.339	59-59	189	45	64	8	1	12	57	110	.582	22	4	13	0	.411	4	0	0-0	44	1	3	.938
Autumn Buczek	.314	59-59	204	30	64	5	4	0	19	77	.377	13	0	19	0	.353	1	0	9-10	65	135	13	.939
Ashley Diaz	.313	58-57	166	18	52	6	0	6	29	76	.458	16	0	16	4	.370	2	1	0-0	314	6	4	.988
Katie Warrick	.304	45-41	125	14	38	8	0	8	25	70	.560	12	1	12	2	.362	3	0	1-1	44	2	2	.958
A.J. Belans	.259	49-48	139	14	36	6	0	5	20	57	.410	13	0	17	1	.320	1	1	0-0	45	65	10	.917
Haydi Bugarin	.246	56-56	134	28	33	5	2	4	19	54	.403	14	4	30	1	.331	2	2	2-3	92	70	14	.920
Tori Cooper	.244	49-48	135	21	33	4	0	3	19	46	.341	16	1	23	0	.325	2	0	1-1	50	1	3	.944
Loren Krzysko	.241	59-59	158	23	38	7	1	7	22	68	.430	21	2	23	2	.333	2	4	1-1	62	0	2	.969
Kayla Green	.237	58-58	152	20	36	12	1	6	26	68	.447	14	9	30	1	.331	3	1	0-0	393	32	4	.991

Carley Haizlip	1.000	39-0	1	17	1	0	0	0	0	1	1.000	1	0	0	0	1.000	0	0	0-0	0	0	0	.000
Linnie Malkin	.279	23-14	43	8	12	2	0	3	8	23	.535	10	0	12	0	.415	0	0	0-0	3	0	0	1.000
Sydney Parr	.275	45-15	40	15	11	1	1	0	5	14	.350	5	0	4	0	.348	1	0	4-4	29	2	0	1.000
Aly Manzo	.273	28-16	55	7	15	3	1	1	7	23	.418	7	1	3	0	.365	0	2	1-1	9	19	0	1.000
Caroline Hedgcock	.250	7-1	4	0	1	0	0	0	0	1	.250	0	0	2	0	.250	0	0	0-0	0	2	0	1.000
Lauren Archuleta	.000	4-1	3	0	0	0	0	0	0	0	.000	0	0	0	0	.000	0	1	0-0	8	2	0	1.000
Mary Haff	.000	2-1	2	0	0	0	0	0	0	0	.000	1	0	2	0	.333	0	0	0-0	6	33	3	.929
Sydney Benz	.000	9-0	2	3	0	0	0	0	0	0	.000	0	0	1	0	.000	0	0	0-0	0	0	0	.000
Nicole Duncan	.000	6-0	1	1	0	0	0	0	0	0	.000	0	0	0	0	.000	0	0	0-0	1	0	0	1.000
Jada Dotson	.000	12-0	1	4	0	0	0	0	0	0	.000	0	0	0	0	.000	0	0	1-1	0	0	0	.000
Macy Brotherton	.000	1-0	0	0	0	0	0	0	0	0	.000	1	0	0	0	1.000	0	0	0-0	0	0	0	.000
Keely Edwards	.000	37-0	0	16	0	0	0	0	0	0	.000	0	0	0	0	.000	0	0	0-0	0	0	0	.000
Autumn Storms	.000	2-2	0	0	0	0	0	0	0	0	.000	0	0	0	0	.000	0	0	0-0	0	40	2	.952

PITCHER	ERA	W-L	APP	GS	CG	SHO	SV	IP	H	R	ER	BB	SO	2B	3B	HR	B/AVG.	WP	HP	BK	SFA	SHA
Mary Haff	1.51	29-7	45	31	19	11/1	2	213.1	118	53	46	44	249	16	1	20	.157	9	20	0	0	11
Autumn Storms	2.67	12-10	37	27	6	3/1	2	152.1	161	74	58	33	113	15	2	10	.259	5	18	0	2	7

Katie Warrick	5.53	0-0	5	0	0	0/0	0	6.1	14	7	5	2	2	1	0	2	.438	0	0	0	0	0
Caroline Hedgcock	9.00	1-0	12	1	0	0/0	1	16.1	32	27	21	9	13	5	0	4	.381	2	0	0	1	1

2019 Head Coach: Courtney Deifel | Record: 38-20 (Overall), 12-12 (SEC) | NCAA Regional Participant

PLAYER	AVG	GP/GS	AB	R	H	2B	3B	HR	RBI	TB	SLG%	BB	HP	SO	GDP	OB%	SF	SH	SB-ATT	PO	A	E	FLD%
Hannah McEwen	.386	58-58	189	43	73	12	1	2	26	93	.492	18	7	12	0	.452	3	0	0-0	54	2	6	.903
Ashley Diaz	.372	58-57	172	21	64	10	0	10	48	104	.605	22	0	18	2	.434	4	1	1-1	321	4	3	.991
Danielle Gibson	.349	55-55	172	33	60	12	1	12	45	110	.640	13	2	25	1	.397	2	0	0-0	70	7	2	.975
Sydney Parr	.326	51-50	135	32	44	1	1	0	14	47	.348	12	3	13	0	.391	1	1	5-6	62	2	4	.941
Katie Warrick	.318	58-58	173	26	55	11	0	10	37	96	.555	19	3	20	3	.389	3	0	1-1	22	0	2	.917
Linnie Malkin	.293	36-5	41	2	12	3	0	1	9	18	.439	6	1	14	1	.396	0	0	0-0	0	1	1	.500
Maggie Hicks	.283	27-23	53	12	15	1	0	1	11	19	.358	2	1	9	0	.305	3	1	2-3	29	42	8	.899
Aly Manzo	.264	34-11	53	7	14	3	1	1	4	22	.415	3	0	10	0	.304	0	3	0-0	14	23	5	.881
Kayla Green	.214	55-55	140	13	30	8	0	5	25	53	.379	24	11	42	4	.367	2	2	1-1	334	20	8	.978
Ryan Jackson	.212	28-7	33	5	7	1	1	0	4	10	.303	1	4	11	0	.316	0	0	0-0	4	0	0	1.000
Haydi Bugarin	.194	56-53	124	22	24	6	0	5	16	45	.363	13	4	30	1	.291	0	4	2-2	58	122	18	.909
Sydney Benz	.182	18-1	11	4	2	1	0	0	3	3	.273	1	0	5	0	.231	1	0	0-0	0	2	1	.667
Nicole Duncan	.165	55-52	109	22	18	3	0	3	14	30	.275	19	17	44	2	.370	1	3	0-0	71	86	13	.924
Keely Edwards	.163	49-25	43	17	7	2	0	0	6	9	.209	2	0	18	0	.196	1	4	0-0	28	59	8	.916
Sam Torres	.154	41-4	13	12	2	0	0	0	0	2	.154	0	0	2	0	.154	0	1	1-1	18	0	1	.947
Taylor Greene	.042	19-8	24	2	1	0	0	0	1	1	.042	7	3	12	0	.314	1	1	0-0	38	6	0	1.000

Carley Haizlip	.000	33-0	1	11	0	0	0	0	0	0	.000	0	0	0	0	.000	0	0	0-0	0	0	0	.000
Lauren Graves	.000	1-0	1	0	0	0	0	0	0	0	.000	0	0	1	0	.000	0	0	0-0	0	1	0	1.000

PITCHER	ERA	W-L	APP	GS	CG	SHO	SV	IP	H	R	ER	BB	SO	2B	3B	HR	B/AVG.	WP	HP	BK	SFA	SHA
Autumn Storms	1.63	20-9	43	32	15	4/1	2	201.2	189	96	47	29	172	28	2	10	.228	15	12	0	1	9
Mary Haff	1.88	18-11	41	26	11	7/0	5	160.1	112	63	43	32	180	19	1	14	.190	9	29	0	2	14
Lauren Graves	8.81	0-0	6	0	0	0/1	0	10.1	20	20	13	12	9	1	0	2	.400	6	0	0	1	1
Katie Warrick	9.33	0-0	3	0	0	0/0	0	3.0	5	4	4	0	1	0	0	2	.385	0	2	0	1	0

2020 Head Coach: Courtney Deifel | Record: 19-6 (Overall), 1-2 (SEC)

PLAYER	AVG	GP/GS	AB	R	H	2B	3B	HR	RBI	TB	SLG%	BB	HP	SO	GDP	OB%	SF	SH	SB-ATT	PO	A	E	FLD%
Hannah Mcewen	.418	25-25	67	27	28	6	0	2	12	40	.597	19	5	6	0	.565	1	0	3-3	24	0	0	1.000
Braxton Burnside	.392	25-25	79	16	31	3	0	5	20	49	.620	7	5	9	0	.467	1	1	0-0	29	43	3	.960
Kayla Green	.375	23-22	56	10	21	1	1	1	13	27	.482	10	2	7	0	.478	1	0	0-0	151	9	1	.994
Sydney Parr	.338	25-25	68	21	23	4	0	0	8	27	.397	13	0	6	0	.439	1	0	5-5	21	1	0	1.000
Ryan Jackson	.323	25-25	65	20	21	3	0	5	15	39	.600	811	9	0	.476	0	0	0-0	1	0	0	1.000	
Danielle Gibson	.295	25-25	78	10	23	4	0	1	14	30	.385	7	2	9	0	.364	1	0	0-0	154	4	4	.975
Keely Huffine	.279	21-20	43	8	12	2	1	3	10	25	.581	2	1	13	0	.326	0	4	0-0	24	37	8	.884
Valerie Ventura	.263	24-18	38	10	10	1	0	0	6	11	.289	2	0	10	2	.300	0	3	0-0	10	39	4	.925
Linnie Malkin	.247	25-25	73	13	18	4	0	6	24	40	.548	7	4	17	2	.345	0	0	0-0	7	2	1	.900

Aly Manzo	.333	3-0	3	0	1	0	0	0	2	1	.333	0	0	1	0	.333	0	0	0-0	0	0	0	.000
Audrie LaValley	.259	16-11	27	7	7	0	0	2	11	13	.481	3	1	8	0	.355	0	0	2-2	13	12	2	.926
Larissa Cesena	.250	9-1	8	3	2	0	0	0	0	2	.250	1	0	2	0	.333	0	0	0-0	1	2	0	1.000
Rylin Hedgecock	.214	18-0	14	1	3	0	0	1	4	6	.429	4	1	4	0	.421	0	0	0-0	0	0	0	.000
Taylor Greene	.111	9-3	9	0	1	0	0	0	0	1	.111	2	0	2	0	.273	0	0	0-0	29	3	1	.970
Lauren Graves	.000	4-0	4	0	0	0	0	0	0	0	.000	0	0	3	0	.000	0	0	0-0	0	0	0	.000
Sam Torres	.000	17-0	2	6	0	0	0	0	0	0	.000	1	0	0	0	.333	0	0	0-1	3	0	0	1.000
Nicole Duncan	.000	4-0	0	2	0	0	0	0	0	0	.000	0	0	0	0	.000	0	0	0-0	0	0	0	.000

PITCHER	ERA	W-L	APP	GS	CG	SHO	SV	IP	H	R	ER	BB	SO	2B	3B	HR	B/AVG.	WP	HP	BK	SFA	SHA
Autumn Storms	1.16	11-3	17	12	5	1/2	0	72.2	62	21	12	12	61	8	0	4	.225	3	2	0	2	3
Mary Haff	1.89	4-1	13	6	1	0/1	1	37.0	32	15	10	11	40	4	2	6	.227	1	3	0	1	1
Jenna Bloom	3.21	4-2	16	7	1	1/2	3	43.2	35	25	20	21	68	6	0	4	.208	4	7	0	0	2

Rylin Hedgecock	2.62	0-0	3	0	0	0/1	0	2.2	8	4	1	1	4	1	0	1	.500	0	0	0	0	0

2021 Head Coach: Courtney Deifel | Record: 43-11 (Overall), 19-5 (SEC) | NCAA Super Regional Participant

PLAYER	AVG	GP/GS	AB	R	H	2B	3B	HR	RBI	TB	SLG%	BB	HP	SO	GDP	OB%	SF	SH	SB-ATT	PO	A	E	FLD%
Braxton Burnside	.357	52-52	157	51	56	9	0	25	54	140	.892	41	7	22	3	.507	0	0	0-0	75	84	14	.919
Danielle Gibson	.355	50-50	172	32	61	16	1	15	51	124	.721	14	3	20	0	.408	2	0	0-0	316	12	2	.994
Hannah McEwen	.318	44-44	129	41	41	10	0	5	16	66	.512	35	4	14	1	.476	0	0	1-1	73	2	2	.974
Linnie Malkin	.265	54-54	170	29	45	5	0	18	45	104	.612	18	5	38	3	.352	0	0	0-0	19	1	0	1.000
Kayla Green	.226	54-54	155	21	35	7	0	12	32	78	.503	24	4	28	0	.339	3	2	0-1	352	13	2	.995
Keely Huffine	.174	53-53	121	20	21	0	0	5	11	36	.298	11	6	37	0	.273	1	8	1-1	99	47	6	.961

Hannah Gammill	.297	38-38	101	28	30	4	0	9	27	61	.604	22	8	15	0	.451	2	1	0-0	38	66	4	.963
Sam Torres	.289	41-32	90	18	26	1	0	0	4	27	.300	13	2	22	0	.390	0	5	1-1	44	0	1	.978
Aly Manzo	.273	46-40	110	4	30	5	0	1	9	38	.345	4	1	16	1	.304	0	1	0-0	15	1	0	1.000
Lauren Graves	.214	12-3	14	2	3	0	0	1	6	6	.429	2	1	7	0	.353	0	0	0-0	0	0	0	.000
Ryan Jackson	.160	31-23	75	10	12	2	2	1	8	21	.280	2	8	19	1	.256	1	1	0-0	35	2	0	1.000
Valerie Ventura	.150	16-8	20	1	3	0	0	0	2	3	.150	0	0	8	0	.150	0	0	0-0	11	22	4	.892
Larissa Cesena	.138	47-5	29	8	4	1	0	0	2	5	.172	4	1	15	0	.265	0	2	0-0	15	0	0	1.000
Audrie LaValley	.136	23-19	44	12	6	0	0	3	9	15	.341	12	4	12	0	.367	0	1	0-1	24	15	1	.975
Rylin Hedgecock	.050	19-1	20	0	1	0	0	0	1	1	.050	1	1	5	1	.136	0	0	0-0	0	0	0	.000
Nicole Duncan	.032	15-10	31	1	1	0	0	0	1	1	.032	5	2	9	0	.211	0	2	0-0	16	21	1	.974
Marlene Friedman	.000	13-0	0	2	0	0	0	0	0	0	.000	0	0	0	0	.000	0	0	0-0	0	0	0	.000
Cally Kildow	.000	28-0	0	12	0	0	0	0	0	0	.000	0	0	0	0	.000	0	0	1-1	0	0	0	.000
Kaitlyn Howard	.000	3-0	0	0	0	0	0	0	0	0	.000	0	0	0	0	.000	0	0	0-0	0	1	0	1.000

PITCHER	ERA	W-L	APP	GS	CG	SHO	SV	IP	H	R	ER	BB	SO	2B	3B	HR	B/AVG.	WP	HP	BK	SFA	SHA
Autumn Storms	1.42	7-2	23	16	5	2/4	4	83.2	63	32	17	14	62	8	2	5	.199	1	10	0	0	4
Mary Haff	1.55	26-7	40	25	15	5/2	5	198.1	138	54	44	39	198	14	1	18	.192	2	12	0	4	11
Allie Light	2.62	0-0	8	0	0	0/0	0	16.0	22	13	6	3	9	2	1	2	.310	2	1	0	0	1
Jenna Bloom	4.01	8-2	19	9	0	0/2	0	57.2	59	33	33	20	51	15	1	11	.260	6	3	0	2	1
Lauren Howell	5.01	2-0	8	4	0	0/0	0	22.1	25	20	16	11	9	5	0	1	.269	5	4	0	0	
Kaitlyn Howard	14.00	0-0	1	0	0	0/0	0	1.0	4	2	2	1	0	0	0	0	.571	0	0	0	0	0

2022 Head Coach: Courtney Deifel | Record: 48-11 (Overall), 19-5 (SEC) | NCAA Super Regional Participant

PLAYER	AVG	GP/GS	AB	R	H	2B	3B	HR	RBI	TB	SLG%	BB	HP	SO	GDP	OB%	SF	SH	SB-ATT	PO	A	E	FLD%
Danielle Gibson	.445	59-59	182	54	81	14	0	20	70	155	.852	16	5	18	1	.495	3	0	0-0	333	10	5	.986
KB Sides	.389	59-59	180	67	70	12	3	13	42	127	.706	45	1	24	0	.507	3	1	28-32	68	1	1	.986
Linnie Malkin	.384	51-50	146	32	56	5	0	22	68	127	.870	16	6	24	3	.464	0	0	0-1	3	0	0	1.000
Hannah Gammill	.374	59-59	155	50	58	9	0	18	51	121	.781	24	20	31	2	.513	0	0	0-0	61	74	5	.964
Taylor Ellsworth	.341	59-59	173	51	59	14	0	14	53	115	.665	30	10	16	4	.465	0	2	0-0	402	31	3	.993
Hannah McEwen	.296	59-59	186	45	55	9	2	4	33	80	.430	18	10	14	2	.376	7	1	2-2	97	1	1	.990
Audrie LaValley	.289	51-46	114	23	33	4	0	4	13	49	.430	24	4	25	0	.424	2	4	0-0	70	69	2	.986

Cally Kildow	.308	36-13	39	21	12	0	0	0	3	12	.308	1	0	7	0	.325	0	1	6-6	10	20	6	.833
Sam Torres	.290	41-10	62	14	18	1	0	0	4	19	.306	5	0	8	0	.343	0	1	0-1	17	0	0	1.000
Kacie Hoffmann	.273	51-42	110	17	30	5	1	8	20	61	.555	8	2	20	1	.333	0	0	0-0	15	0	2	.882
Rylin Hedgecock	.273	34-14	44	3	12	2	0	1	12	17	.386	7	1	9	2	.377	1	0	0-0	0	0	0	.000
Chenise Delce	.222	5-3	9	0	2	0	0	0	1	2	.222	0	0	3	0	.200	1	0	0-0	2	18	0	1.000
Marlene Friedman	.208	26-11	24	16	5	0	0	2	7	11	.458	6	2	6	1	.406	0	1	0-0	12	18	1	.968
Spencer Prigge	.189	21-21	37	5	7	1	0	2	7	14	.378	8	3	8	0	.375	0	4	0-0	18	27	4	.918
Valerie Ventura	.182	21-14	33	6	6	0	0	1	4	9	.273	2	0	13	0	.229	0	1	0-0	17	21	1	.974
Raigan Kramer	.143	29-2	7	11	1	0	0	0	0	1	.143	0	0	3	0	.143	0	0	0-1	3	1	3	.571
Ally Sockey	.053	16-12	19	5	1	0	0	0	0	1	.053	1	0	8	0	.100	0	3	2-2	9	13	5	.815
Kaitlyn Howard	.000	6-0	4	1	0	0	0	0	0	0	.000	0	0	2	0	.000	0	0	0-1	0	0	0	.000
Abby Gordon	.000	4-0	4	0	0	0	0	0	0	0	.000	0	0	2	0	.000	0	0	0-0	0	0	0	.000
Mallory Hardwick	.000	2-0	1	1	0	0	0	0	0	0	.000	1	0	0	0	.500	0	0	0-0	0	0	0	.000

PITCHER	ERA	W-L	APP	GS	CG	SHO	SV	IP	H	R	ER	BB	SO	2B	3B	HR	B/AVG.	WP	HP	BK	SFA	SHA
Chenise Delce	2.12	19-3	37	24	14	5/3	3	151.2	126	50	46	35	188	25	0	11	.220	11	14	0	1	7
Mary Haff	2.69	20-5	36	22	8	4/2	2	148.1	123	70	57	34	154	25	3	22	.220	2	12	0	3	8
Callie Turner	2.69	2-2	15	7	0	0/3	1	26.0	27	21	10	27	16	3	1	2	.250	6	2	0	1	4
Jenna Bloom	3.81	7-1	17	6	0	0/0	0	49.2	60	32	27	18	44	9	1	12	.293	2	3	0	0	3
Lauren Howell	9.80	0-0	5	0	0	0/1	0	5.0	8	7	7	2	5	0	1	2	.364	2	1	0	0	0

2023 Head Coach: Courtney Deifel | Record: 40-19 (Overall), 14-10 (SEC) | NCAA Regional Participant

PLAYER	AVG	GP/GS	AB	R	H	2B	3B	HR	RBI	TB	SLG%	BB	HP	SO	GDP	OB%	SF	SH	SB-ATT	PO	A	E	FLD%
Reagan Johnson	.378	59-59	209	47	79	3	4	0	20	90	.431	14	0	41	0	.415	1	1	18-18	86	4	3	.968
Rylin Hedgecock	.335	59-59	164	41	55	9	0	21	62	127	.774	32	8	27	3	.459	3	0	0-0	0	0	0	.000
Hannah Camenzind	.308	10-2	13	2	4	1	0	1	5	8	.615	0	0	4	0	.308	0	0	0-0	0	15	3	.833
Raigan Kramer	.301	59-59	153	39	46	9	2	7	34	80	.523	39	4	28	1	.449	2	1	2-2	67	4	1	.986
Lauren Camenzind	.292	50-47	130	18	38	8	0	1	19	49	.377	6	3	17	1	.338	0	1	0-0	283	39	2	.994
Cylie Halvorson	.283	59-59	173	38	49	9	1	10	51	90	.520	22	2	42	0	.360	6	0	1-1	406	7	3	.993
Kristina Foreman	.240	58-57	154	37	37	4	2	8	24	69	.448	24	5	25	1	.359	1	2	2-2	74	78	7	.956
Hannah Gammill	.236	59-59	161	38	38	8	0	6	26	64	.398	33	10	29	1	.395	1	0	0-0	101	93	10	.951
Kacie Hoffmann	.223	55-54	148	22	33	11	0	7	27	65	.439	5	10	32	2	.294	0	1	0-0	31	1	2	.941

Madi Conklin	.750	6-0	4	1	3	1	0	0	2	4	1.000	0	0	0	0	.750	0	0	0-0	8	0	0	1.000
Chenise Delce	.500	3-1	2	0	1	0	0	0	3	1	.500	0	0	0	0	.333	1	0	0-0	3	29	1	.970
Spencer Prigge	.216	17-16	37	10	8	1	0	3	16	18	.486	7	0	16	0	.341	0	2	1-1	6	29	3	.921
Atalyia Rijo	.203	56-55	133	24	27	6	0	5	24	48	.361	9	7	33	2	.285	2	3	0-0	63	115	11	.942
Tymber Riley	.200	13-4	15	4	3	1	0	0	4	4	.267	4	2	6	0	.429	0	0	1-1	6	0	0	1.000
Rylee Cloud	.154	22-2	13	7	2	2	0	0	1	4	.308	0	0	5	0	.154	0	0	0-0	4	5	1	.900
Kiki Estrada	.000	6-0	6	0	0	0	0	0	0	0	.000	0	0	4	0	.000	0	0	0-0	3	0	0	1.000
Cally Kildow	.000	46-1	6	9	0	0	0	0	0	0	.000	1	0	3	0	.143	0	0	1-1	8	0	1	.889
Kaitlyn Howard	.000	5-0	3	2	0	0	0	0	0	0	.000	0	0	0	0	.000	0	0	0-0	0	0	0	.000
Mallory Hardwick	.000	2-0	1	0	0	0	0	0	0	0	.000	1	0	1	0	.500	0	0	0-0	0	0	0	.000
Chelsi Possage	.000	3-0	0	2	0	0	0	0	0	0	.000	0	0	0	0	.000	0	0	0-0	0	0	0	.000

PITCHER	ERA	W-L	APP	GS	CG	SHO	SV	IP	H	R	ER	BB	SO	2B	3B	HR	B/AVG.	WP	HP	BK	SFA	SHA
Chenise Delce	2.02	21-11	39	24	17	6/2	4	180.1	132	61	52	55	193	15	1	16	.200	14	17	0	4	10
Robyn Herron	2.30	8-4	24	13	2	2/3	0	73.0	46	29	24	38	107	5	1	8	.175	8	3	0	1	1
Nikki McGaffin	2.62	0-0	12	1	0	0/4	0	13.1	10	6	5	4	9	3	0	2	.189	2	1	0	0	0
Hannah Camenzind	3.15	5-2	25	10	3	2/2	0	60.0	63	46	27	24	24	8	1	4	.263	3	8	0	2	3
Callie Turner	3.36	6-2	20	11	0	0/3	1	56.1	48	31	27	32	47	6	1	6	.232	6	6	0	0	2

2024 Head Coach: Courtney Deifel | Record: 37-18 (Overall), 14-10 (SEC) | NCAA Regional Participant

PLAYER	AVG	GP/GS	AB	R	H	2B	3B	HR	RBI	TB	SLG%	BB	HP	SO	GDP	OB%	SF	SH	SB-ATT	PO	A	E	FLD%
Reagan Johnson	.380	55-55	192	35	73	4	1	0	11	79	.411	15	1	19	0	.426	1	1	12-14	85	4	1	.989
Kennedy Miller	.331	52-52	136	23	45	5	2	8	36	78	.574	9	8	16	2	.400	2	0	2-2	276	33	1	.997
Bri Ellis	.322	55-55	149	36	48	7	0	14	47	97	.651	30	5	24	0	.444	3	0	1-2	359	12	4	.989
Hannah Camenzind	.308	36-21	78	11	24	3	2	0	12	31	.397	3	4	12	1	.360	1	0	0-0	12	18	0	1.000
Nia Carter	.307	52-47	153	25	47	4	2	1	19	58	.379	7	2	2	0	.346	0	4	1-1	59	1	2	.968
Cylie Halvorson	.300	55-55	150	28	45	11	0	9	32	83	.553	14	2	21	1	.357	5	0	1-1	84	102	7	.964
Rylee Cloud	.286	23-2	14	8	4	1	0	1	3	8	.571	1	0	5	0	.333	0	0	1-1	0	0	0	.000
Rylin Hedgecock	.235	53-47	136	21	32	7	1	6	27	59	.434	6	6	18	5	.293	2	1	0-0	8	0	0	1.000
Hannah Gammill	.216	55-55	139	26	30	4	0	12	37	70	.504	22	10	27	1	.354	4	2	0-0	41	101	2	.986
Atalyia Rijo	.214	9-6	14	2	3	2	0	0	1	5	.357	1	1	3	0	.313	0	1	0-0	8	10	0	1.000
Raigan Kramer	.213	54-52	122	28	26	3	2	3	17	42	.344	32	4	18	0	.390	1	1	7-7	74	3	2	.975
Carlee Ratcliff	.200	11-1	10	3	2	1	0	1	2	6	.600	0	3	3	0	.385	0	0	0-0	0	0	0	.000
Lauren Camenzind	.132	36-32	68	11	9	1	0	1	9	13	.191	6	0	11	0	.203	0	0	1-1	28	46	8	.902
Spencer Prigge	.083	21-17	36	4	3	1	0	0	2	4	.111	5	1	11	0	.214	0	1	0-0	18	33	1	.981
Kylie Brockman	.000	9-3	10	2	0	0	0	0	0	0	.000	2	0	2	0	.167	0	0	0-0	29	2	0	1.000
Jayden Wells	.000	2-0	1	1	0	0	0	0	0	0	.000	0	0	0	0	.000	0	0	1-1	0	0	0	.000
Ally Sockey	.000	18-0	0	5	0	0	0	0	0	0	.000	0	0	0	0	.000	0	0	0-1	4	0	0	1.000
Nyjah Fontenot	.000	4-0	0	2	0	0	0	0	0	0	.000	1	0	0	0	1.000	0	0	0-0	0	0	0	.000
Kasey Wood	.000	2-0	0	0	0	0	0	0	0	0	.000	0	0	0	0	.000	0	0	0-0	0	0	0	.000

PITCHER	ERA	W-L	APP	GS	CG	SHO	SV	IP	H	R	ER	BB	SO	2B	3B	HR	B/AVG.	WP	HP	BK	SFA	SHA
Kasey Wood	0.00	0-0	2	0	0	0/1	0	1.2	3	0	0	1	0	1	0	0	.375	0	0	0	0	0
Robyn Herron	1.62	12-9	29	19	10	5/0	0	125.1	74	36	29	43	143	9	2	7	.171	11	12	0	5	9
Reis Beuerlein	2.05	2-2	10	8	1	1/1	0	30.2	31	13	9	9	12	4	0	2	.263	4	1	0	1	1
Morgan Leinstock	2.14	13-6	34	19	8	3/3	2	140.2	117	54	43	39	137	18	0	7	.220	17	11	0	0	8
Hannah Camenzind	3.07	9-1	23	7	1	0/3	1	59.1	66	36	26	30	25	9	0	5	.282	1	4	0	0	3
Nikki McGaffin	7.00	1-0	10	2	0	0/4	0	6.0	11	9	6	5	3	4	0	2	.423	2	1	0	3	0

2025 Head Coach: Courtney Deifel | Record: 44-14 (Overall), 14-10 (SEC) | NCAA Super Regional Participant

PLAYER	AVG	GP/GS	AB	R	H	2B	3B	HR	RBI	TB	SLG%	BB	HP	SO	GDP	OB%	SF	SH	SB-ATT	PO	A	E	FLD%
Bri Ellis	.440	58-58	134	68	59	9	0	26	72	146	1.090	69	12	15	0	.639	4	0	3-3	329	9	4	.988
Ella McDowell	.352	58-58	179	39	63	10	1	7	54	96	.536	21	4	11	2	.425	3	0	2-2	44	79	4	.969
Reagan Johnson	.351	58-58	205	53	72	6	2	0	11	82	.400	26	2	24	0	.427	1	2	20-22	91	3	0	1.000
Courtney Day	.329	54-53	143	36	47	12	1	16	68	109	.762	37	6	18	4	.476	3	1	0-0	2	0	0	1.000
Kailey Wyckoff	.328	58-58	186	48	61	15	0	7	55	97	.522	24	4	32	0	.406	5	0	2-2	98	7	2	.981
Atalyia Rijo	.318	57-56	157	28	50	10	2	6	38	82	.522	13	7	19	1	.389	3	5	1-1	70	73	5	.966
Raigan Kramer	.297	58-57	148	55	44	7	0	2	26	57	.385	52	4	19	1	.483	3	2	2-3	93	0	2	.979
Karlie Davison	.272	58-58	151	34	41	11	2	5	23	71	.470	14	8	21	0	.360	2	3	5-5	81	105	2	.989
Kennedy Miller	.223	55-54	139	18	31	4	0	4	29	47	.338	14	6	20	1	.319	1	2	1-1	268	33	2	.993

Cam Harrison	.455	25-6	11	0	5	3	0	0	4	8	.727	4	0	1	0	.600	0	0	0-0	1	7	0	1.000
Jayden Ramos	.375	15-1	16	2	6	1	0	1	8	10	.625	1	1	1	1	.421	1	0	0-0	0	0	0	.000
Ava Carter	.357	25-5	14	12	5	1	2	0	6	10	.714	3	0	3	0	.444	1	0	0-0	2	0	0	1.000
Spencer Prigge	.286	9-2	7	3	2	0	0	0	0	2	.286	5	1	0	0	.615	0	0	1-1	0	3	0	1.000
Carlee Ratcliff	.235	18-2	17	1	4	1	0	0	2	5	.294	4	2	4	0	.435	0	0	0-0	2	0	0	1.000
Ramsey Walker	.143	48-1	7	9	1	0	0	0	2	1	.143	1	0	2	0	.222	1	0	0-0	7	0	1	.875
Payton Burnham	.000	34-20	8	0	0	0	0	0	1	0	.000	0	0	1	1	.000	1	0	0-0	2	10	2	.857
Rylee Cloud	.000	8-1	7	3	0	0	0	0	0	0	.000	2	0	2	0	.222	0	1	0-0	0	3	0	1.000
Kasey Wood	.000	31-0	2	16	0	0	0	0	0	0	.000	1	0	2	0	.333	0	0	0-0	0	2	0	1.000
Jayden Wells	.000	15-0	1	11	0	0	0	0	0	0	.000	0	0	0	0	.000	0	0	0-0	0	0	0	.000

PITCHER	ERA	W-L	APP	GS	CG	SHO	SV	IP	H	R	ER	BB	SO	2B	3B	HR	B/AVG.	WP	HP	BK	SFA	SHA
Courtney Day	0.00	0-0	1	0	0	0/0	0	1.0	1	0	0	0	1	0	0	0	.250	0	0	0	0	0
Payton Burnham	2.62	16-2	29	20	5	4/3	3	117.1	95	49	44	44	94	11	0	15	.217	4	7	0	0	6
Lexi King	2.62	3-1	11	0	0	0/5	0	13.1	18	7	5	2	3	4	0	1	.316	0	1	0	0	0
Robyn Herron	2.72	18-7	34	24	11	4/2	3	144.0	102	69	56	74	160	18	2	13	.195	11	15	0	4	1
Cam Harrison	3.35	4-2	19	6	0	0/1	3	48.0	38	24	23	33	46	4	2	6	.225	7	2	0	4	5
Reis Beuerlein	5.16	3-2	19	8	1	1/1	0	40.2	35	34	30	25	43	8	0	5	.230	3	4	0	4	2

A

Aleman, Ileana	2015-16
Alpe, Robin	1997-98
Archuleta, Lauren	2015-18
Atkins, Ruth	2003

B

Bachkora, Jessica	2007-10
Bain, Brinli	**2026-Pres.**
Bass, Alyssa	2012-13
Baze, Brandy	2006-09
Beasley, Kimmy	2012-14
Belans, A.J.	2017-18
Belford, Augrista	1997
Benish, Allie	2003-04
Benz, Sydney	2017-2019
Beringhele, Betina	2016-17
Berlin, Kelsey	2014
Beuerlein, Reis	**2023-Pres.**
Bisaccia, Michele	2003-04
Bloom, Jenna	**2020-22**
Bottoms, Jennifer	1998-01
Box, Rachel	2014-17
Breault, Courtney	2010-11
Brewer, Stephanie	2010-11
Brochu, Danielle	2016
Bronkey, Sierra	2011-15
Brotherton, Macy	2017-18
Brotherton, Madelyn	2017-18
Brown, Victoria	2012
Bryant, Kim	1997
Buckner, Samantha	2005-08
Buczek (Russell), Autumn	2015-18
Bugarin, Haydi	2016-2019
Burdette, Elizabeth	1998
Burnham, Payton	**2025-Pres.**
Burnside, Braxton	2019-21
Burr, Macy	2011

C

Caldwell, Amanda	2008-11
Camenzind, Hannah	2023-2024
Camenzind, Lauren	2023-2024
Canfield, Stephanie	2013-17
Carden, Becca	2008-11
Carter, Ashley	2003-05
Carter, Ava	**2025-Pres.**
Carter, Peyton	2016
Cesena, Larissa	**2019-22**
Chisom, Lauren	2008-10
Cicioni, Hannah	2008-09
Cirigliano, Jennifer	1997-00
Clampitt, Ciara	2012
Clark, Claire	2013-16
Clark, Morgan	2010-13
Cloer, Whitney	2006-09
Cloud, Rylee	2023-2025
Cohen, Chelsea	2010-13
Conklin, Madi	**2022-23**
Cooper, Tori	2015-18
Crisp, Kala	2014-15

D

Daniel, Allison	1998-99
Davison, Karlie	**2025-Pres.**
Davison, Zenobia	2002-05
Day, Courtney	2025
Deeter, Nicole	2001-04
Delce, Chenise	2022-23
Del Duca, Kyler	**2026-Pres.**
Diaz, Ashley	2016-2019
Dixon, Leslie	2008-11
Dixon, Miranda	2007-10
Dotson, Jada	2018
Duncan, Nicole	2018-21

E

Easley, Shana	2003-06
Egnor, Carrie	2006
Eiben, Kim	2000-03
Ellis, Bri	2024-2025
Ellsworth, Taylor	2022
Erickson, Brett	1997, 99-00
Estrada, Kiki	**2023-24**

F

Fagan, Kasey	2013-15
Felts, Morgan	2016
Foglesong, Kallie	2004-06
Fontenot, Nyjah	2023-24
Foreman, Kristina	2023
Foust, Brandy	2006-09
Flores, Lisa	1997
Freeman, Hillary	2006-09
Friedman, Marlene	**2021-23**

G

Gammill, Hannah	2021-24
Gee, Jayme	2011-14
Geile, Amanda	2011-14
Gibson, Danielle	2019-22
Gordon, Abby	**2021-22**
Graves, Lauren	2019-21
Green, Kayla	2018-21
Greene, Taylor	2019-20
Griffiths, Brittany	2009-11
Gulick, Dana	1997-00

H

Haff, Mary	2018-22
Haizlip, Carley	2016-19
Hall, Khamari	**2026-Pres.**
Halvorson, Cylie	2023-24
Hardwick, Mallory	**2022-24**
Harmon, Marley	2015-17
Harney, Meagan	2006
Harrison, Cam	**2025-Pres.**
Harrison, Jessica "Reggie"	2014-15
Harrison, Katie	2012
Hedgcock, Caroline	2017-18
Hedgecock, Rylin	2020-24
Hendrix, Lauren	2001-03
Henry, Katy	2005-08
Henry, Kirsten	2000
Herron, Robyn	**2023-Pres.**
Hicks, Maggie	2019
Hiers, Shelby	2014-17
Hightower, Kristina	1997-99
Hill, Sarah	2003
Hoffmann, Kacie	2022-24
Howard, Kaitlyn	**2021-23**
Howell, Lauren	**2021-22**
Hubbard, Amie	2008-09
Huckabee, Dayna	2005-08
Huffine (Edwards), Keely	2017-21
Hulsey, Teighynne	2007-10
Hunter, Stephanie	2001-04

I

Iverson, Lauren	2008

J

Jackson, Ryan	2019-21
James, Kate	2015
James, Sami	1998
Johnson, Kayla	2006-09
Johnson, Melissa	2003-04
Johnson, Reagan	**2023-Pres.**
Johnson, Tiffany	2001
Jones, Emily	2008-10
Jones, Kim	2008-11

K

Kaiser, Jessica	2002
Ketcher, Linnea	2011-12
Kildow, Cally	2021-2023
Kincaid, Tammy	1997-00
King, Lexi	**2025-Pres.**
Kramer, Raigan	2022-2025
Krzysko, Loren	2014-18

L

Landgraf, Elizabeth	1998-99
LaValley, Audrie	**2020-22**
Leinstock, Morgan	**2024**
LeMaster, Rachel	2004-07
Light, Allie	2021
Long, Cassy	2004-06
Lyons, Valanna	2002-05

M

MacKay, Hailey	2017
Malkin, Linnie	**2018-22**
Manzo, Aly	**2017-21**
Martindale, Ashley	**2011-14**
McEwen, Hannah	**2018-22**
McGaffin, Nikki	2022-24
McGuirt, Layne	2008-11
McGuirt, Meg	2011
McLemore, Hope	2010-13
McWhorter, Lillie-Faye	**2026-Pres.**
Meeker, Kyndra	2013-14
Meinen, Haley	2015-16
Meza, Amber	1998
Miller, Kennedy	**2024-Pres.**
Mitchell, Cortney	2001-02
Moddrell, Julie	1998
Moll, Grace	2014-17
Moncrief, Jocelyne	2006-09
Montgomery, Lauren	2013
Mort, Tori	2009-12
Mullen, Jessie	2015-16

N

Navarro, Clarisa	2012-14
Nieman, Lisa	2002-03
Nims, Kelli	2001-03
Ninemire, Kelly	2005

O

O'Malley, Mindy	2003-06
Odle, Kayce	2006
Oprzedek, Chloe	2011-14

P

Parr, Sydney	2017-20
Patton, Kristen	2004
Pearson, Megan	2012-15
Perry (Woodward), Blaire	2002-06
Perry, Lindsay	2005
Pocklington, Parker	2014-17
Possage, Chelsi	**2022-23**
Prigge, Spencer	2022-2025

Q

Quillin, Kathy	1998-99

R

Ralph, Christy	1997-99
Rambo, Jennifer	2011-14
Ramirez, Olivia	2012
Ramos, Jayden	**2025-Pres.**
Rankin, Heather	2005
Ratcliff, Carlee	**2024-Pres.**
Reed, Jess	2007
Reese, Maddie	2012
Reichardt, Ashtyn	**2025-Pres.**
Richardson, Crystal	1997-98
Riddle, Danielle	2013
Rijo, Atalyia	**2023-Pres.**
Riley, Tymber	**2023**
Robison, Brittany	2007-10
Robison, Jessica	2009-12
Roby, Linzee	2005

S

Sartini, Aly	1997-00
Schlichtman, Heather	2001-04
Schroeder, Nicole	2013-17
Shaw, Callie	2003
Sides, KB	2022
Sisemore, Oakley	2015
Skaife, Katy	1997-00
Smith, Kylie	2014-17
Smith, Sandra	2006-10
Sockey, Ally	2022-24
Southmayd, Barbara-Jean	2003-05
Stewart, Allison	2015-18
Stokey, Erin	2000-02

Storms, Autumn	2017-21
Stunkard, Kristin	2003
Sullivan, Andrea	2012-13
Summerford, Amanda	2010-13
Swan, Candice	2003-04
T	
Talley, Rachel	1999-02
Thompson, Gretchen	1997
Timmerman, Saylor	**2026-Pres.**
Topham, Sarah	2004-05
Torres, Sam	2019-22
Turner, Callie	2022-23
Tyree, Amy	1998
U	
Usquiano, Paloma	2020
V	
Vallies, Kelsie	2009-10
Van De Pol, Brea	2010-11
Ventura, Valerie	2019-22
W	
Waddle, Jessica	2007-10
Wahrmund, Sheri	1998-00
Walker, Ramsey	**2025-Pres.**
Wallace, Devon	2012-15
Warren, Savannah	2015
Warrick, Katie	2017-2019
Wells, Jayden	**2024-Pres.**
Wells, Lindsey	2009-11
Wharton, Andy	1999-02
White (Howlett), Danica	1999-02
Wood, Kasey	**2024-Pres.**
Woolley, Tiffany	1999-02
Wright, Sydney	2014-16
Wyckoff, Kailey	**2025-Pres.**
Y	
Yannetti, Madison	2015-17
Young, Kelly	2013-14
Young, Julie	2000-03

Current Razorbacks in BOLD | ^ - current freshman

00

Jennifer Rambo	2011-14
Carley Haizlip	2016-19
Kaitlyn Howard	2021-2023

1

Brett Erickson*	1997
Amy Tyree	1998
Tiffany Johnson	2001
Ashley Carter	2003-05
Brandy Baze	2006-09
Macy Burr	2011
Kasey Fagan	2013-15
Danielle Brochu	2016
Maggie Hicks	2019
Ryan Jackson	2020-21
Raigan Kramer	2022-2025
Brinli Bain	**2026-Pres.**

2

Sami James	1998
Nicole Deeter	2001-04
Jocelyne Moncrief	2006-09
Hope McLemore	2010-13
Jessie Mullen	2015-16
A.J. Belans	2017-18
Valerie Ventura	**2019-2022**
Kristina Foreman	2023
Kylie Brockman	2024

3

Christy Ralph*	1997
Julie Moddrell	1998
Sarah Topham	2004-05
Leslie Dixon*	2008
Tori Mort	2009-12
Parker Pocklington	2014-17
Larissa Cesena	2019-22
Nia Carter	2024

4

Tammy Kincaid	1997-00
Stephanie Hunter	2001-04
Hillary Freeman	2006-09
Jayme Gee	2011-14
Marley Harmon	2015-17
Mary Haff	2018-22
Tymber Riley	2023
Reis Beuerlein	**2024-Pres.**

5

Kathy Quillin	1998-99
Kirsten Henry	2000
Jessica Kaiser	2002
Carrie Egnor	2006
Lauren Iverson	2008
Morgan Clark*	2010
Stephanie Brewer*	2011
Lauren Montgomery	2013
Kala Crisp	2014-15
Peyton Carter	2016
Hailey MacKay	2017
Ryan Jackson	2019
Lauren Howell	2021-22
Ashtyn Reichardt	**2025-Pres.**

6

Amber Meza	1998
Linzee Roby	2005
Meagan Harney	2006
Amanda Summerford	2010-13
Tori Cooper	2015-18
Cally Kildow	2021-23
Ella McDowell	**2025-Pres.**

7

Christy Ralph *	1998-99
Julie Young	2000-03
Samantha Buckner	2005-08
Leslie Dixon*	2009-11
Jessica "Reggie" Harrison	2014-15
Sydney Parr	2017-20
Chenise Delce	2022-23
Morgan Leinstock	2024
Courtney Day	2025

8

Katy Skaife	1997-00
Cortney Mitchell	2001-02
Shana Easley	2003-06
Lindsey Wells	2009-11
Kimmy Beasley	2012-14
Autumn (Russell) Buczek	2015-18
KB Sides	2022
Lauren Camenzind	2023-2024
Kyler Del Duca	**2026-Pres.**

9

Aly Sartini	1997-00
Ruth Atkins	2003
Kelly Ninemire	2005
Brittany Robison	2007-10
Ashley Martindale	2011-14
Kate James	2015
Autumn Storms	2017-21
Rylee Cloud	2023-2025

10

Gretchen Thompson	1997
Elizabeth Landgraf	1998-99
Kim Eiben	2000-03
Cassy Long	2004-06
Kelsie Vallies	2009-10
Sierra Bronkey	2011-15
Haydi Bugarin	2016-19
Ally Sockey	2022-2024

11

Crystal Richardson	1997-98
Rachel Talley	1999-02
Melissa Johnson	2003-04
Heather Rankin	2005
Miranda Dixon	2007-10
Clarisa Navarro	2012-14
Savannah Warren	2015
Betina Beringhele	2016-17
Taylor Greene	2019
Robyn Herron	**2023-Pres.**

12

Jennifer Bottoms	1998-01
Lisa Nieman	2002-03
Whitney Cloer	2006-09
Courtney Breault	2010-11
Ciara Clampitt	2012
Loren Krzysko	2014-18
Abby Gordon	2021-22
Cylie Halvorson	2023-2024
Payton Burnham	**2025-Pres.**

13

Jennifer Cirigliano	1997-00
Heather Schlichtman	2001-04
Olivia Ramirez	2012
Grace Moll	2014-17
Kayla Green	2018-21
Kasey Wood	**2024-Pres.**

14

Brett Erickson	1999-00
Valanna Lyons	2002-05
Jess Reed	2007
Jessica Robison	2009-12
Stephanie Canfield	2013-17
Kacie Hoffmann	2022-2024
Karlie Davison	**2025-Pres.**

15

Augrista Belford	1997
Dayna Huckabee	2005-08
Katie Harrison	2012
Rachel Box	2014-17
Spencer Prigge	2022-2025
Lillie-Faye McWhorter	**2026-Pres.**

16

Kim Bryant	1997
Elizabeth Burdette	1998
Blaire (Woodward) Perry	2002-06
Jessica Waddle	2007-10
Amanda Geile	2011-14
Keely Huffine (Edwards)	2017-21
Madi Conklin	2022-2023
Carlee Ratcliff	2024
Ramsey Walker	**2025-Pres.**

17

Tiffany Woolley	1999-02
Allie Benish	2003-04
Layne McGuirt	2008-11
Andrea Sullivan	2012-13
Madison Yannetti	2015-17
Taylor Ellsworth	2022
Kennedy Miller	**2024-Pres.**

18

Sheri Wahrmund	1998-00
Kristen Patton	2004
Kelly Young	2013-14
Ashley Diaz	2016-19
Marlene Friedman	**2021-2023**

19

Kristina Hightower	1997-99
Jessica Bachkora	2007-10
Alyssa Bass	2012-13
Lauren Archuleta	2015-2018

20

Dana Gulick	1997-00
Kelli Nims	2001-03
Kayla Johnson	2006-09
Chloe Oprzedek	2011-14
Macy Brotherton	2017-18
Hannah Gammill	2021-2024
Tianna Bell	**2026-Pres.**

21

Allison Daniel	1998-99
Erin Stokey	2000-02
Sarah Hill	2003
Kayce Odle	2006
Amie Hubbard	2008-09
Morgan Clark*	2011-13
Kylie Smith	2014-17
Lauren Graves	2019-21
Mallory Hardwick	2022-2024
Ava Carter	**2025-Pres.**

22

Mindy O'Malley	2003-06
Becca Carden	2008-11
Claire Clark	2013-16
Linnie Malkin	2018-22
Nikki McGaffin	2023-2024
Dakota Kennedy	**2026-Pres.**

23

Lisa Flores	1997
Lauren Hendrix	2001-03
Sandra Smith	2006-10
Megan Pearson	2012-15
Morgan Felts	2016
Hannah McEwen	2018-22
Reagan Johnson	**2023-Pres.**

24

Robin Alpe	1997-98
Zenobia Davison	2002-05
Emily Jones	2008-10
Danielle Riddle	2013
Shelby Hiers	2014-17
Nicole Duncan	2018-21
Nyjah Fontenot	2023-2024

25

Michele Bisaccia	2003-04
Lauren Chisom	2008-10
Braxton Burnside	2019-21
Hannah Camenzind	2023-2024
Cam Harrison	**2025-Pres.**

26

Brea Van De Pol	2010-11
Sydney Wright	2014-16
Atalyia Rijo	**2023-Pres.**

27

Hannah Cicioni	2008-09
Kelsey Berlin	2014
Haley Meinen	2015-16
Paloma Usquiano	2020

28

Stephanie Brewer*	2010
Linnea Ketcher	2011-12
Kyndra Meeker	2013-14
Sydney Benz	2017-19
Rylin Hedgecock	2020-2024
Carlee Ratcliff	2024-2025

29

Brittany Griffiths	2009-11
Nicole Schroeder	2013-17

30

Meg McGuirt	2011
Devon Wallace	2012-15
Chelsi Possage	2022-Pres.
Khamari Hall	**2026-Pres.**

31

Caroline Hedgcock	2017-18
Allie Light	2021

32

Rachel LeMaster	2004-07
Kim Jones	2008-11
Victoria Brown	2012
Allison Stewart	2015-18
Saylor Timmerman	**2026-Pres.**

33

Lindsay Perry	2005
Teighynne Hulsey	2007-10
Maddie Reese	2012
Oakley Sisemore	2015
Jada Dotson	2018

34

Madelyn Brotherton	2017-18
Jayden Ramos	**2025-Pres.**

35

Kallie Foglesong	2004-06

40

Kristin Stunkard	2003

41

Danielle Gibson	2019-22

42

Andy Wharton	1999-02
Callie Shaw	2003
Katy Henry	2005-08
Sam Torres	2019-22

44

Chelsea Cohen	2010-13
Ileana Aleman	2015-16
Callie Turner	2022-2023

45

Jayden Wells	**2024-Pres.**

46

Kailey Wyckoff	**2025-Pres.**

51

Brandy Foust	2006-09

55

Candice Swan	2003-04
Katie Warrick	2017-2019

62

Amanda Caldwell	2008-11

66

Aly Manzo	2017-21

70

Danica (Howlett) White	1999-02

72

Jenna Bloom	2020-22

77

Bri Ellis	2024-2025

89

Kiki Estrada	2023

90

Barbara-Jean Southmayd	2003-05

99

Audrie LaValley	2020-22
Lexi King	**2025-Pres.**

Current Razorbacks in BOLD

Alabama (1)
KB Sides (Dora)

Arkansas (46)
Robin Alpe (Bentonville)
Kimmy Beasley (Foreman)
Allie Benish (Farmington)
Rachel Box (White Hall)
Stacy Brand (North Little Rock)
Macy Brotherton (Mena)
Madelyn Brotherton (Mena)
Autumn (Russell) Buczek (Greenbrier)
Braxton Burnside (Paragould)
Ashley Carter (Harrison)
Ava Carter (Paragould)
Peyton Carter (Paragould)
Lauren Chisom (Bentonville)
Hannah Cicioni (Rogers)
Ciara Clampitt (Burkburnett)
Claire Clark (Wynne)
Morgan Clark (Farmington)
Kala Crisp (Farmington)
Madi Conklin (Fort Smith)
Allison Daniel (DeQueen)
Morgan Felts (Conway)
Hannah Gammill (Beebe)
Lauren Graves (White Hall)
Meagan Harney (Prairie Grove)
Kirsten Henry (Little Rock)
Maggie Hicks (East End)
Kaitlyn Howard (East End)
Amie Hubbard (Bryant)
Keely (Edwards) Huffine (Harrisburg)
Cally Kildow (Gravette)
Cassy Long (Farmington)
Ashley Martindale (Benton)
Layne McGuirt (Wynne)
Lillie-Faye McWhorter (Warren)
Kyndra Meeker (Gravette)
Sydney Parr (North Little Rock)
Chelsi Possage (Greenwood)
Christy Ralph (Springdale)
Heather Rankin (Sherwood)
Jess Reed (Fayetteville)
Tymber Riley (Bentonville)
Katy Skaife (Hot Springs)
Oakley Sisemore (Farmington)
Ally Sockey (Greenwood)
Amanda Summerford (Fayetteville)
Amy Tyree (Fayetteville)

Arizona (2)
Kris Hightower (Tucson)
Spencer Prigge (Phoenix)

Australia (1)
Danica Howlett (Illawong)

California (36)
Ruth Atkins (Santa Rosa)
Augrista Belford (Oceanside)
Tianna Bell (Antioch)
Betina Beringhele (Culver City)
Jenna Bloom (Huntington Beach)
Courtney Breault (Roseville)
Kim Bryant (Temecula)
Larissa Cesena (Riverside)
Jennifer Cirigliano (Moreno Valley)
Karlie Davison (Torrance)
Kyler Del Duca (Chino)
Ashley Diaz (South El Monte)
Kiki Estrada (Chino Hills)
Lisa Flores (Oceanside)
Marlene Friedman (Huntington Beach)
Danielle Gibson (Murrieta)
Kayla Green (Temecula)
Dana Gulick (Lake Forest)
Ryan Jackson (Chino Hills)
Melissa Johnson (South Lake Tahoe)
Dakota Kennedy (Sacramento)
Tammy Kincaid (Villa Park)
Aly Manzo (Roseville)
Hannah McEwen (San Diego)
Jayden Ramos (Fresno)
Aly Sartini (Galt)
Nicole Schroeder (Yorba Linda)
Autumn Storms (Temecula)
Candice Swan (Bakersfield)
Gretchen Thompson (Brea)
Sam Torres (Temecula)
Paloma Usquiano (Downey)
Valerie Ventura (Oxnard)
Andy Wharton (El Cajon)
Katrina Woods (San Diego)

Canada (1)
Kim Eiben (British Columbia)

Colorado (3)
Shana Easley (Loveland)
Linnie Malkin (Broomfield)
Nikki McGaffin (Fort Collins)

Florida (12)
A.J. Belans (Hollywood)
Kasey Fagan (Dunnellon)
Kristina Foreman (Tampa)
Mary Haff (Winter Haven)
Robyn Herron (Tampa)
Lexi King (Windermere)
Jessie Mullen (Niceville)
Kristen Patton (Lake Mary)
Heather Schlichtman (Orange Park)
Barbara-Jean Southmayd (Largo)
Callie Turner (Land O'Lakes)
Sydney Wright (Jacksonville)

Georgia (4)
Taylor Greene (Milton)
Rylin Hedgecock (Valdosta)
Shelby Hiers (Quitman)
Andrea Sullivan (Hampton)

Germany (1)
Jessica Kaiser (Ramstein)

Illinois (6)
Stephanie Canfield (St. Joseph)
Sydney Benz (Carol Stream)
Caroline Hedgcock (Downers Grove)
Loren Krzysko (Barrington)
Grace Moll (Shelbyville)
Chloe Oprzedek (Lockport)

Indiana (1)
Katie Harrison (Noblesville)

Iowa (2)
Callie Shaw (Coralville)
Brea Van de Pol (Ankeny)

Kansas (11)
Jessica Bachkora (Overland Park)
Kelsey Berlin (Wichita)
Kylie Brockman (Kansas City)
Hillary Freeman (Olathe)
Abby Gordon (Garden Plain)
Kate James (Maize)
Kim Jones (Lenexa)
Raigan Kramer (Topeka)
Rachel LeMaster (Derby)
Kylie Smith (Manhattan)
Allison Stewart (Olathe)

Louisiana (4)
Rylee Cloud (Mittie)
Nyjah Fontenot (Lake Charles)
Stephanie Hunter (Broussard)
Ramsey Walker (Shreveport)

Mississippi (2)
Michele Bisaccia (Oxford)
Kelly Young (Madison)

Missouri (10)
Nicole Duncan (Centralia)
Kallie Foglesong (Raymore)
Amanda Geile (Ballwin)
Marley Harmon (Kimberling City)
Lauren Howell (Jefferson City)
Emily Jones (Joplin)
Kelli Nims (Lamar)
Crystal Robinson (Nixa)
Lindsey Wells (Carl Junction)
Julie Young (Peculiar)

Nebraska (3)
Kacie Hoffmann (Elkhorn)
Hannah Camenzind (Valley)
Lauren Camenzind (Valley)

Nevada (1)
Chelsea Cohen (Sparks)

New York (2)
Maddie Reese (Pittsford)
Atalyia Rijo (Horseheads)

Oklahoma (41)
Brandy Baze (Stillwater)
Jennifer Bottoms (Sand Springs)
Stephanie Brewer (Broken Arrow)
Sierra Bronkey (Edmond)
Becca Carden (Miami)
Whitney Cloer (Edmond)
Chenise Delce (Oklahoma City)
Leslie Dixon (Edmond)
Miranda Dixon (Edmond)
Carrie Egnor (Broken Arrow)
Brandy Foust (Choctaw)
Katy Henry (Poteau)
Teighynne Hulsey (Edmond)
Lauren Iverson (Grove)
Sami James (Dewey)
Lindsay Jarvis (Grove)
Kayla Johnson (Bartlesville)
Elizabeth Landgraf (Oklahoma City)
Audrie LaValley (Choctaw)
Hope McLemore (Ringling)
Julie Moddrell (Edmond)
Tori Mort (Claremore)
Kayce Odle (Kansas)
Brittany Robison (Owasso)
Jessica Robison (Owasso)
Linzee Roby (Cashion)
Sandra Smith (Tulsa)
Kristin Stunkard (Jenks)
Jessica Waddle (Chickasha)
Sheri Wahrmund (Broken Arrow)
Tiffany Woolley (Tulsa)

Ohio (1)
Megan Pearson (Centerville)

Oregon (2)
Mindy O'Malley (Portland)
Payton Burnham (Eugene)

South Carolina (1)
Allie Light (Lexington)

South Dakota (1)
Cylie Halvorson (Sioux Falls)

Tennessee (8)
Brinli Bain (Eagleville)
Jada Dotson (White House)
Sarah Hill (South Fulton)
Valanna Lyons (Murfreesboro)
Cortney Mitchell (Mt. Julliet)
Jocelyne Moncrief (Goodletteville)
Rachel Talley (Hermitage)
Katie Warrick (Chapel Hill)

Texas (42)
Ileana Aleman (Pharr)
Lauren Archuleta (Rockwall)
Alyssa Bass (Magnolia)
Danielle Brochu (Lucas)
Victoria Brown (LaPorte)
Samantha Buckner (Mesquite)
Haydi Bugarin (San Antonio)
Elizabeth Burdette (Houston)
Macy Burr (Plano)
Amanda Caldwell (Victoria)
Tori Cooper (Nederland)
Zenobia Davison (Houston)
Courtney Day (Pearland)
Nicole Deeter (Spring)
Taylor Ellsworth (Georgetown)
Jayme Gee (The Woodlands)
Brittany Griffiths (Plano)
Carley Haizlip (Midlothian)
Khamari Hall (League City)
Mallory Hardwick (Keller)
Cam Harrison (Brookshire)
Jessica Harrison (Magnolia)
Lauren Hendrix (Kingwood)
Dayna Huckabee (Texarkana)
Reagan Johnson (Karnes City)
Hailey MacKay (Leander)
Ella McDowell (Richmond)
Haley Meinen (Houston)
Amber Meza (Red Oaks)
Lauren Montgomery (Cypress)
Clarisa Navarro (La Joya)
Lisa Nieman (Richardson)
Kelly Ninemire (Prosper)
Olivia Ramirez (Dallas)
Ashtyn Reichardt (Katy)
Lindsay Perry (Alvin)
Kathy Quillin (Lufkin)
Sarah Topham (Fort Worth)
Devon Wallace (Double Oak)
Savannah Warren (Katy)
Kailey Wyckoff (Katy)
Madison Yannetti (Mesquite)

Utah (1)
Linnea Ketcher (West Jordan)

Washington (5)
Blaire (Woodward) Perry (Vancouver)
Parker Pocklington (Centralia)
Jennifer Rambo (Spokane)
Erin Stokey (Vancouver)
Kelsie Vallies (Spokane)

Wisconsin (2)	Brett Erickson (Appleton)
	Saylor Timmerman (Minocqua)