



2015 ARKANSAS // BASEBALL GAME NOTES

28 NCAA Tournament Appearances • 7 College World Series Appearances • 2 SEC Regular Season Titles

Communications: David Beall • **Cell:** 479-445-5336 • **Email:** jdb048@uark.edu • **Twitter:** @beall_sid

Razorback Record Rundown

Total	35-22
Conference	17-12
Non-Conf	18-10
Home	21-11
Away	12-6
Neutral	2-5
Day	17-9
Night	18-13
vs Left	12-5
vs Right	23-17
1-Run games	6-8
2-Run games	2-1
5+Run games	16-10
Extra innings	0-1
Shutouts	5-4
Scoring 0-2 runs	2-9
Scoring 3-5 runs	8-9
Scoring 6-9 runs	17-3
Scoring 10+ runs	8-1
Opponent 0-2 runs	21-3
Opponent 3-5 runs	9-4
Opponent 6-9 runs	5-6
Opponent 10+ runs	0-9
Scored in 1st inning	16-3
Scores first	26-4
Opp. scores first	9-18
After 6 leading	30-2
After 6 trailing	4-17
After 6 tied	1-3
After 7 leading	26-1
After 7 trailing	4-16
After 7 tied	1-4
After 8 leading	27-1
After 8 trailing	1-18
After 8 tied	3-2
Hit 0 home runs	15-10
Hit 1 home run	12-6
Hit 2+ home runs	8-6
Opponent 0 home runs	24-10
Opponent 1 home run	10-9
Opponent 2+ HRs	1-3
Made 0 errors	20-6
Made 1 error	11-7
Made 2+ errors	4-9
Opp. made 0 errors	8-14
Opp. made 1 error	13-4
Opp. made 2+ errors	14-4
Out-hit opponent	30-1
Out-hit by opponent	3-16
Hits are tied	2-5

2015 NCAA Stillwater Regional, May 29 - June 1 • Stillwater, Okla.

No. 2 Arkansas (35-22) vs No. 3 Oral Roberts (41-14)

Game 58 • Allie P. Reynolds Stadium



NCAA STILLWATER REGIONAL --

Matchup: No. 2 Arkansas vs. No. 3 Oral Roberts

TV: SEC Network >> ESPN3 >> WatchESPN App

Talent: Mark Neely (PXP), Jay Powell (Analyst)

Radio: Razorback Sports Network from IMG

Probable Starters: (ARK) RHP Trey Killian (2-4) vs. (ORU) RHP Guillermo Trujillo (10-3)

NCAA Tournament History: The Razorbacks are making their 14th straight NCAA Tournament appearance and 28th overall.



LEADING OFF --

• The Razorbacks are one of just five teams nationally to advance to the NCAA Tournament each of the last 14 years. Arkansas is joined by Cal State Fullerton, Florida State, Miami (Fla.) and Rice as the only programs to accomplish the feat.

• Arkansas is 66-58 (.532) all-time in the NCAA Tournament, including a 48-39 (.551) record in NCAA Regionals. The Razorbacks are 9-5 in NCAA Regional openers over the last 14 years.

• The Razorbacks have advanced to five straight NCAA Regional finals, including last season against national runner-up Virginia.

• Arkansas has won three of its last six NCAA Regionals and advanced to the College World Series twice in the last six years. The Razorbacks posted a 15-7 record in NCAA Regionals over the last six years, including a pair of perfect 3-0 marks, which came on the road.

• Head coach Dave Van Horn has advanced to 17 consecutive NCAA Tournaments at Nebraska and Arkansas and has the most College World Series appearances among SEC head coaches with five.

• Arkansas enters the NCAA Tournament with the No. 35 RPI in the country. The Razorbacks have 11 wins against top 50 RPI clubs, six victories against top 25 RPI teams and enter the NCAA Regional having played the 20th toughest schedule in the country according to D1Baseball.com.

NCAA Regional Schedule

Friday, May 29

Game 1 - No. 2 Arkansas vs. No. 3 Oral Roberts, Noon CT (SEC Network)

Game 2 - No. 1 Oklahoma State vs. No. 4 St. John's, 6 p.m. CT (ESPN3)

Saturday, May 30

Game 3 - Loser Game 1 vs. Loser Game 2, Noon CT

Game 4 - Winner Game 1 vs. Winner Game 2, 6 p.m. CT

Sunday, May 31

Game 5 - Winner Game 3 vs. Loser Game 4, Noon CT

Game 6 - Winner Game 5 vs. Winner Game 4, 6 p.m. CT

Monday, June 1

Game 7 - Winner Game 6 vs. Loser Game 6 (if necessary), TBA

#OmaHogs vs the Opponents

Oklahoma State - Overall Series Record (16-23)

• Last Meeting: 06/03/07 - L, 7-6

Oral Roberts - Overall Series Record (65-35)

• Last Meeting: 04/24/12 - W, 6-1

St. John's - Overall Series Record (3-0)

• Last Meeting: 02/22/04 - W, 14-3

History in the Making

Andrew Benintendi is on the brink of becoming the third player in SEC history to lead the league in home runs and batting average, currently holding a two-homer lead and 16-point edge in batting average. He would join Rafael Palmeiro (Miss State in '84) and Jeff Abbott (UK in '94) as the only players in conference history to accomplish the feat.

Super Regional Matchup

The Winner of the Stillwater Regional will advance to the Super Regional against the winner of the Springfield Regional that features No. 1 Missouri State, No. 2 Iowa, No. 3 Oregon and No. 4 Canisius.

Team Comparison	Hitting										Pitching							
	Avg.	Runs	Hits	2B	3B	HR	RBI	HBP	K's	SB-Att	ERA	IP	Hits	Runs	ER	BB	K's	B/Avg.
#1 Oklahoma St	.279	369	527	92	17	40	329	60	453	83-101	2.84	500.0	438	186	158	174	435	.236
#2 Arkansas	.289	340	550	96	17	49	300	53	371	48-70	4.16	499.2	478	272	231	247	425	.257
#3 Oral Roberts	.321	404	610	127	8	37	371	37	349	51-70	3.10	479.2	453	221	165	146	414	.249
#4 St. John's	.291	303	511	79	10	19	272	53	285	39-67	3.84	473.1	432	252	202	186	401	.246

#BennyBomb Breakdown

No.	Player	Gm#	Date	Opponent	Pitcher	On Base	Inn	Outs	Count	Score	Final
1.	Benintendi, A.	2	Feb 14	North Dakota	Muckenhirn, Z.	0*	5	0	1-0	2-0	W 13-2
2.	Benintendi, A.	4	Feb 20	vs UCF	Davis, S.	0	9	1	2-1	4-9	L 5-9
3.	Benintendi, A.	9	Mar 03	Eastern Illinois	Johansmeier, J.	0*	5	0	0-0	5-0	W 7-0
4.	Benintendi, A.	14	Mar 11	Gonzaga	Morgan, E.	1	8	1	0-0	3-8	L 5-15
5.	Benintendi, A.	16	Mar 14	at Vanderbilt	Buehler, W.	0	4	1	3-1	0-2	L 1-9
6.	Benintendi, A.	23	Mar 24	vs Memphis	Caufield, C.	1	7	2	0-0	2-4	L 4-5
7.	Benintendi, A.	26	Mar 27	Ole Miss	Weathersby, S.	1	7	0	0-1	2-5	L 4-5
8.	Benintendi, A.	29	Apr 03	at Auburn	Lipscomb, C.	0	6	0	0-0	3-5	W 10-7
9.	Benintendi, A.	31	Apr 05	at Auburn	McCord, R.	1	5	2	2-1	0-2	W 6-4
10.	Benintendi, A.	33	Apr 08	Mississippi Valley	Thomas, B.	0*	3	0	2-1	4-0	W 14-0
11.	Benintendi, A.	33	Apr 08	Mississippi Valley	Sheppard, C.	1	6	2	3-2	12-0	W 14-0
12.	Benintendi, A.	34	Apr 10	Kentucky	Brown, Z.	0	1	2	3-2	0-0	W 5-3
13.	Benintendi, A.	34	Apr 10	Kentucky	Brown, Z.	0*	7	0	1-0	4-3	W 5-3
14.	Benintendi, A.	38	Apr 15	Stephen F. Austin	Manz, R.	1	6	1	0-0	9-1	W 15-3
15.	Benintendi, A.	47	May 2	at Alabama	Bramblett, G.	0*	6	0	2-0	1-0	W 4-0
16.	Benintendi, A.	48	May 08	Tennessee	Cox, A.	0	3	2	1-0	1-1	L 4-5
17.	Benintendi, A.	50	May 12	at Creighton	Ising, M.	0	7	1	2-0	4-1	W 6-2
18.	Benintendi, A.	55	May 20	vs Florida	Poyner, B.	0*	9	0	0-0	4-6	W 7-6

* - Leadoff home run

#BennyBomb By The Numbers

18 total #BennyBombs

12 solo #BennyBombs

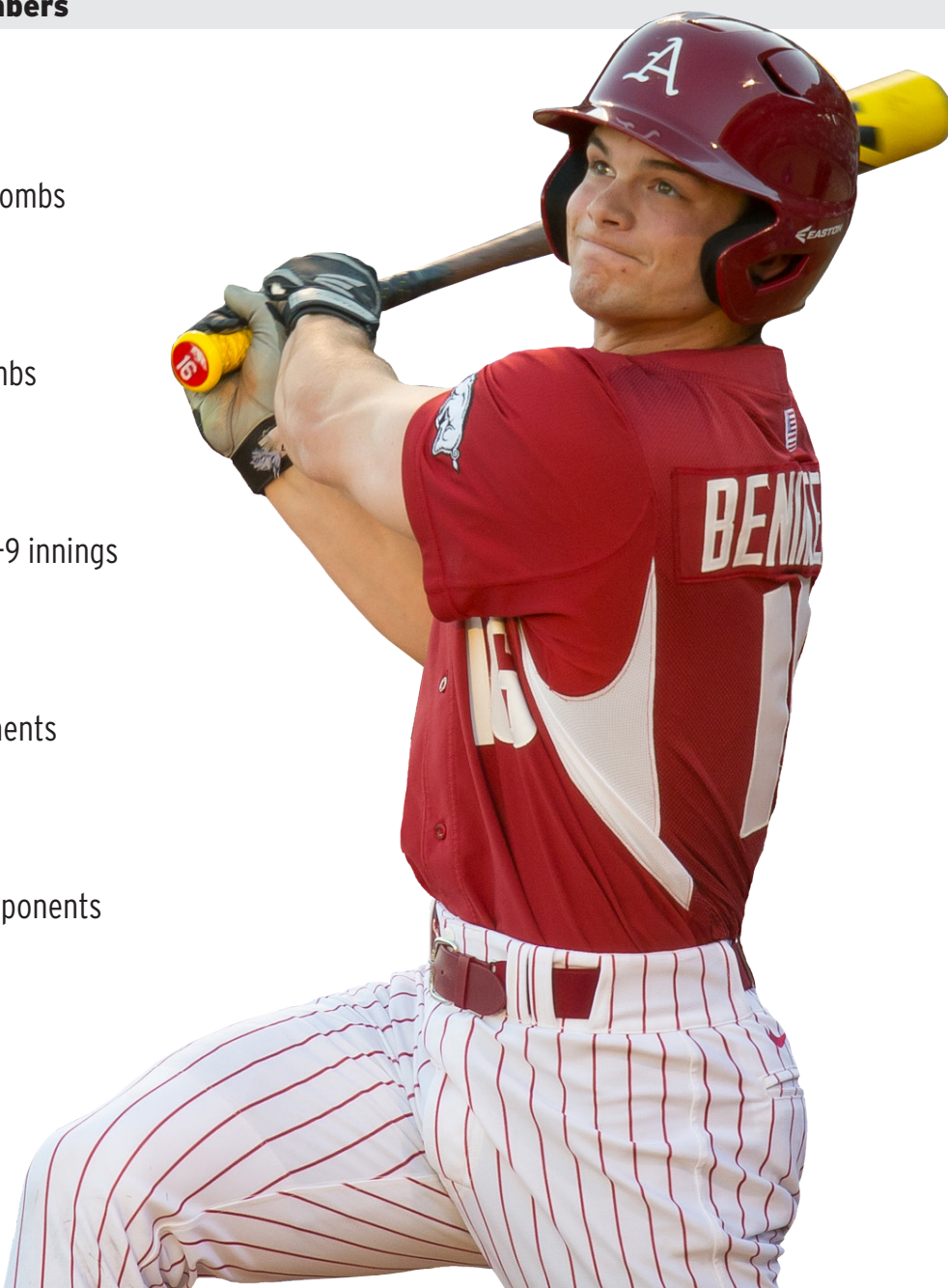
11 #BennyBombs from 6-9 innings

9 vs nonconference opponents

9 #BennyBombs vs SEC opponents

6 two-run #BennyBombs

6 first-pitch #BennyBombs





#BennyBaseball - 2015 SEC PLAYER OF THE YEAR

#BennyBaseball Breakdown

- Is the first SEC Player of the Year in program history.
- Is the first Razorback to win a major SEC award since Nick Schmidt won Pitcher of the Year in 2006.
- Is the first player in school history with at least 15 home runs and 20 stolen bases in a season.
- Only player in the SEC to rank in the top 25 nationally in batting average, home runs, slugging percentage and on base percentage.
- On pace to become first player in SEC history to win the batting title, home run title and Player of the Year.
- On pace to become the third player in SEC history to finish the year as the league leader in home runs and batting average.
- Is one of only two players in the country with 15-plus home runs and 20-plus stolen bases.
- Currently leads the SEC in batting average, home runs, slugging percentage, on base percentage and walks.
- Is eight RBI's shy of becoming the second Triple Crown winner in SEC history.
- Leads all sophomores in the country in batting average, home runs and slugging percentage.

Power

- Is third in the country with 18 home runs on the year.
- Is third the country with a .738 slugging percentage (Highest of any player in NCAA Tournament).
- Ranks eighth in the SEC with 52 RBI on the year (Eight behind leader).
- Had a span of four home runs in six plate appearances against Mississippi Valley State and Kentucky.

Consistency

- Leads the SEC with a .492 on base percentage (Third highest of any player in NCAA Tournament).
- Leads the SEC with a .391 batting average (Second highest of any player in NCAA Tournament).
- His .391 batting average would be the highest at Arkansas since 2010, when Zack Cox set the school record at .429.

Speed

- Is second in the SEC with 149 total bases (Six behind the leader).
- Tied for fifth in the SEC with 22 stolen bases on the year.
- Tied for fourth in the SEC with 54 runs scored.

Dynamic Duo

Andrew Benintendi and Bobby Portis are one of only two baseball and men's basketball SEC Player of the Year combos in the same calendar year in league history. They join Florida's Mike Zunino and Chandler Persons in 2011 as the only other tandem to accomplish the feat.

On The Horizon

- Named a Golden Spikes Award semifinalist
- One of 35 semifinalists for Dick Howser Trophy

"He got heated up big time and never cooled down. The last 20 games, we just watched him in awe."

- DAVE VAN HORN

Arkansas Season Batting Records

AVG	Player	Year
1. .429	Zack Cox	2010
2. .425	Jeremy Jackson	1997
3. .417	Bill Dorothy	1969
5. .398	Matt Erickson	1997
6. .397	Ryan Lundquist	1997
6. .397	Ralph Kraus	1986
8. .393	Jim Kremers	1987
9. .391	Andrew Benintendi	Current
9. .391	Matt Erickson	1996



Career Hitting Streaks

Player	Current Streak	Season High	Career High
Michael Bernal	10	10	10
Tyler Spoon	2	11	16
Clark Eagan	2	7	9
Carson Shaddy	2	5	5
Brett McAfee	1	5	8
Andrew Benintendi	--	10	10
Joe Serrano	--	10	10
Alex Gosser	--	2	4
Cullen Gassaway	--	4	4
Rick Nomura	--	7	7
Bobby Wernes	--	7	7

Career Two-Out RBI

Player	2012	2013	2014	2015	Total
Tyler Spoon	--	11	18	16	45
Andrew Benintendi	--	--	10	19	29
Joe Serrano	1	7	7	11	26
Brett McAfee	--	5	5	9	19
Bobby Wernes	--	--	7	8	15
Michael Bernal	--	--	7	7	14
Chad Spanberger	--	--	--	11	11
Clark Eagan	--	--	3	7	10
Carson Shaddy	--	--	--	7	7
Rick Nomura	--	--	--	4	4

Career Multi-Hit Games

Player	2012	2013	2014	2015	Total
Joe Serrano	6	20	21	15	62
Tyler Spoon	--	17	13	17	47
Andrew Benintendi	--	--	20	27	47
Bobby Wernes	--	--	10	19	29
Clark Eagan	--	--	11	16	27
Brett McAfee	--	12	3	9	24
Michael Bernal	--	--	12	9	21
Rick Nomura	--	--	--	14	14
Chad Spanberger	--	--	--	6	6
Cullen Gassaway	--	--	--	6	6
Carson Shaddy	--	--	--	5	5
Alex Gosser	--	--	2	2	4

2015 HONOR ROLL

Andrew Benintendi

SEC Player of the Week	April 20
NCBWA National Hitter of the Week	April 22
Golden Spikes Award 30-Player Watch List	May 7
Capital One Impact Performer of the Week	May 8
SEC Player of the Year	May 19
All-SEC first team outfielder	May 19
Golden Spikes Award Semifinalist	May 22

Keaton McKinney

SEC Pitcher of the Week	May 4
SEC Freshman of the Week	May 18
SEC All-Freshman Team	May 19

Zach Jackson

All-SEC first team relief pitcher	May 19
-----------------------------------	--------

Bobby Wernes

All-SEC Defensive Team - 3B	May 19
-----------------------------	--------

Tyler Spoon

SEC Community Service Team	May 12
----------------------------	--------

Trey Killian

Louisville Slugger National Pitcher of the Week	March 16
---	----------

Jacob Stone

Preseason All-SEC Relief Pitcher	Feb. 12
----------------------------------	---------

Friday Probable Starter - RHP Trey Killian

Trey Killian is coming off a dominant performance in the SEC Tournament, lasting a season-long 7.2 innings and giving up just four hits and one run, while striking out five. He is tied with Dominic Taccolini for the team lead with six quality starts on the year, including three in his last four starts. Killian has worked at least 6.0 innings in seven of his 12 starts and allowed one earned run or less six times this season. Last season in the NCAA Charlottesville Regional, he worked an injury shortened 3.1 innings and gave up seven hits and two earned runs against No. 3 National Seed Virginia.

Year	ERA	W	L	App	GS	CG	SHO	CBO	SV	IP	H	R	ER	BB	SO	2B	3B	HR	BF	B/Avg	WP	HBP	BK	SFA	SHA
2013	3.19	3	3	16	5	0	0	1	0	36.2	21	17	13	12	34	3	0	2	148	.164	2	5	0	2	1
2014	2.30	4	9	14	14	4	0	1	0	94.0	74	31	24	18	62	10	0	4	361	.222	1	3	1	2	4
2015	4.72	2	4	12	12	0	0	0	0	68.2	76	39	36	20	50	18	0	6	299	.285	1	6	0	2	4
TOTAL	3.30	9	16	42	31	4	0	2	0	199.1	171	87	73	50	146	31	0	12	808	.235	4	14	1	6	9

Well Done, Guys

Five current Arkansas players graduated the weekend of May 8-10, as Joe Serrano, Tyler Spoon, Krisjon Wilkerson, Jackson Lowery and Lance Phillips all received their diplomas from the University of Arkansas. Current student assistants Jake Wise and Tim Carver also graduated, while former players Cade Lynch and Geoffrey Davenport completed their degrees.

All-SEC Accolades

Four Arkansas players picked up All-SEC honors when the league office released its annual conference awards, as Andrew Benintendi earned SEC Player of the Year, Zach Jackson was tabbed All-SEC first team, Keaton McKinney was named to the Freshman All-SEC team and Bobby Wernes scooped up All-SEC Defensive Team honors.

Leading the Pack

Arkansas is the only team in the SEC to advance to each of the last 14 NCAA Regionals, and head coach Dave Van Horn is the only current head coach in the league to make five appearances in the College World Series.

Stingy Staff

The Arkansas pitching staff has held its opponents to two runs or less in 10 of the last 17 games, posting an ERA of 2.97 with 111 strikeouts and a 12-5 record.

Road Warriors

Arkansas has gone to work on the road since April 18, winning 10 of its last 13 games away from Baum Stadium. The Razorbacks have been on the road for each of their last four NCAA Regionals, posting a record of 9-6, including a perfect 3-0 record during the 2012 Houston Regional.

Double-Digit Hitting Streak

Michael Bernal is riding a career-long 10-game hitting streak since May 8, recording 13 hits and scoring seven runs along the way. He has raised his average 36 points during the stretch and has a walk-off hit against Tennessee in the opening round of the SEC Tournament.

Flyin' Hawaiian is Soaring

Rick Nomura has five multi-hit games over the last nine contests, including a three-hit performance against No. 7 Florida with three runs scored in the SEC Tournament. The junior has 14 multi-hit games this season to rank sixth on the team.

Cruising as of Late

After posting a 13-4 record in the month of April, Arkansas has backed that up with an 8-4 mark to start the month of May to reach 30 or more wins in a season for the 38th time in the last 40 years.

McKinney Racking Up Weekly Awards

After earning SEC Pitcher of the Week honors on May 4 following a complete-game shutout over Alabama, McKinney came right back two weeks later and picked up SEC Freshman of the Week honors for 7.0 shutout innings at Georgia. He was the only pitcher in the SEC this season to earn Pitcher and Freshman of the Week honors.

Jackson to Play for USA Baseball this Summer

Zach Jackson has accepted an invitation to join the USA Baseball Collegiate National Team this summer and will be the 13th Arkansas player to don the Red, White and Blue. Dave Van Horn served as the head coach last year, while Trey Killian was also selected to the team. "To get an invite to go play for your country and represent the USA against other countries around the world is something I've always dreamed of," said Jackson. "It's definitely an honor and humbling experience."



MLB BOUND

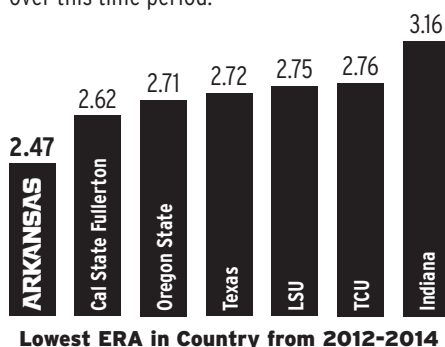


Arkansas has had 17 players drafted in the last two seasons, more than any other collegiate program in the country. The Razorbacks had six players selected in the 2014 MLB Draft and a school-record 11 players taken in 2013.

RAZORBACKS	17
LOUISVILLE	15
OREGON STATE	15
SAN DIEGO	15
STANFORD	15
LSU	14
OLE MISS	14
FLORIDA	13
FLORIDA STATE	13
GEORGIA TECH	13

PITCHER PERFECT

The Razorbacks have put together three consecutive seasons with an ERA under 3.00 and have the lowest cumulative ERA in the country over the last three years at 2.47. Arkansas is the only team in the nation to rank in the top 15 in ERA over this time period.



OMAHA BOUND

Dave Van Horn has made more CWS appearances than any current head coach in the SEC.

Dave Van Horn (ARK)	1	2	3	4	5
Paul Mainieri (LSU)	1	2	3	4	
Kevin O'Sullivan (FLA)	1	2	3		
Dave Serrano (UT)	1	2			
Tim Corbin (VU)	1	2			
Sunny Golloway (AUB)	1				
Scott Stricklin (UGA)	1				
Mike Bianco (UM)	1				
John Cohen (MSU)	1				
Chad Holbrook (SC)	1				
Rob Childress (AM)	1				
Mitch Gaspard (UA)					
Jim Jamison (MO)					
Gary Henderson (UK)					

Frequent Flyer on #SCTop10

Arkansas has appeared on SportsCenter's #SCTop10 four times this year, with Bobby Wernes coming in twice, Clark Eagan once and the crazy 9-2-1 putout at Vanderbilt to force extra innings capping the list.

Player(s)	Date	Play	Number
Spoon-Shaddy-Stone	March 14	9-2-1 putout to force extra innings	4
Bobby Wernes	March 18	Jump throw	1
Clark Eagan	March 20	Diving catch	4
Bobby Wernes	May 2	Bare-handed pick up and throw to first	8

DVH Hits Milestone Win

Head coach Dave Van Horn picked up his 500th victory at Arkansas in the series finale at Auburn and currently has 1,131 career wins in his 27-year career as a head coach. Van Horn joins Razorback legend Norm DeBryen as the only two coaches in program history to record 500 wins during their tenure at Arkansas. DeBryen and Van Horn have combined for 81-percent of the wins in Arkansas' history. He is also one of only three active coaches in the SEC with 500 wins at his current institution.

Killian's Perfection Garner's National Honors

After throwing 7.0 perfect innings against No. 5 Vanderbilt on March 15, Trey Killian earned Louisville Slugger National Pitcher of the Week honors. Killian sat down all 21 batters he faced, tallying six strikeouts, 11 fly outs and four groundouts as he recorded one of the best pitching performances in Arkansas baseball history. He was lifted due to a pitch count after throwing 83 pitches, 62 of which were strikes.

Arkansas to Play in 2016 Houston College Classic

For the second time in five years, Arkansas has been hand picked by the Houston Astros to play in the 2016 Houston College Classic at Minute Maid Park. The Razorbacks will be joined by Texas Tech, Rice, Louisiana-Lafayette, Houston and TCU with nine games being played from Feb. 26-28, 2016 at Minute Maid Park. In 2012, Arkansas went 2-1 in the classic, topping Texas Tech and Texas.

Stone Tabbed Preseason All-SEC

Senior Jacob Stone was named to the 2015 Preseason All-SEC team as a reliever after making 24 appearances last season and posting a 4-0 record with four saves and a 0.94 ERA. He saved three of the final four wins of the 2014 season, including two saves in the SEC Tournament and one in the NCAA Charlottesville Regional against Liberty.

Hogs Picked 4th in SEC West

The Razorbacks were picked to finish fourth in the SEC West behind LSU, Alabama and Texas A&M. Defending National Champion and consensus preseason No. 1 Vanderbilt was picked atop the SEC East and selected to capture the 2015 conference championship.

Current MLB #ProHogs

Player	Pos.	Organization	Year Drafted
Logan Forsythe	3B	Tampa Bay	2008
Craig Gentry	CF	Oakland	2006
Dallas Keuchel	RHP	Houston	2009
James McCann	C	Detroit	2011
Drew Smyly	RHP	Tampa Bay	2010
Mike Bolsinger	RHP	Dodgers	2010

NCAA TOURNAMENT HISTORY

NCAA Tournament (66-58, .532)

Regional Record:	48-39 (.551)
Super Regional Record:	7-5 (.583)
CWS Record:	11-14 (.440)

2015 Stillwater Regional

Allie P. Reynolds Stadium • Stillwater, Okla.	
Oral Roberts	--
OSU/SJU	--

2014 Charlottesville Regional (2-2)

Davenport Field • Charlottesville, Va.	
Liberty	W 3-2
Virginia	L 0-3
Bucknell	W 10-0
Virginia	L 2-9

2013 Manhattan Regional (2-2)

Tointon Stadium • Manhattan, Kan.	
Bryant	L 1-4
Wichita State	W 3-1
Bryant	W 12-3
Kansas State	L 3-4

2012 Houston Regional (3-0)

Reckling Park • Houston, Texas	
Sam Houston State	W 5-4
Rice	W 1-0
Sam Houston State	W 5-1

2012 Waco Super Regional (2-1)

Baylor Ballpark • Waco, Texas	
Baylor	L 1-8
Baylor	W 5-4
Baylor	W 1-0 (10)

2012 College World Series (2-2)

T.D. Ameritrade Park • Omaha, Neb.	
Kent State	W 8-1
South Carolina	W 2-1
South Carolina	L 0-2
South Carolina	L 2-3

2011 Tempe Regional (2-2)

Packard Stadium • Tempe, Ariz.	
Charlotte	L 2-3
New Mexico	W 3-0
Charlotte	W 11-3
Arizona State	L 4-13

2010 Fayetteville Regional (3-1)

Baum Stadium • Fayetteville, Ark.	
Grambling State	W 19-7
Washington State	W 6-4
Washington State	L 7-10
Washington State	W 7-2

2010 Tempe Super Regional (0-2)

Packard Stadium • Tempe, Ariz.	
Arizona State	L 6-7 (12)
Arizona State	L 5-7 (12)

2009 Norman Regional (3-0)

Mitchell Park • Norman, Okla.	
Washington State	W 10-3
Oklahoma	W 17-6
Oklahoma	W 11-0

2009 Tallahassee Super Regional (2-0)

Hower Stadium • Tallahassee, Fla.	
Florida State	W 7-2
Florida State	W 9-8

2009 College World Series (2-2)

Rosenblatt Stadium • Omaha, Neb.	
Cal State Fullerton	W 10-6
LSU	L 1-9
Virginia	W 4-3 (12)
LSU	L 5-14

2008 Stanford Regional (0-2)

Klein Field • Palo Alto, Calif.	
Pepperdine	L 3-4
Stanford	L 1-5

2007 Fayetteville Regional (2-2)

Baum Stadium • Fayetteville, Ark.	
Albany	W 9-0
Oklahoma State	L 3-14
Creighton	W 6-0
Oklahoma State	L 6-7

2006 Fayetteville Regional (1-2)

Baum Stadium • Fayetteville, Ark.	
Oral Roberts	L 3-4 (11)
Princeton	W 6-2
Oklahoma State	L 5-6

2005 Austin Regional (2-2)

Disch-Falk Field • Austin, Texas	
Miami (Ohio)	W 9-5
Texas	W 9-2
Texas	L 8-19
Texas	L 2-5

2004 Fayetteville Regional (4-1)

Baum Stadium • Fayetteville, Ark.	
Le Moyne	W 4-1
Wichita State	L 3-4
Missouri	W 10-7
Wichita State	W 11-9
Wichita State	W 4-3

2004 Fayetteville Super Regional (2-0)

Baum Stadium • Fayetteville, Ark.	
Florida State	W 7-5
Florida State	W 4-2

2004 College World Series (0-2)

Rosenblatt Stadium • Omaha, Neb.	
Texas	L 2-13
Arizona	L 2-7

2003 Austin Regional (1-2)

Disch-Falk Field • Austin, Texas	
Lamar	L 2-3
Bucknell	W 10-7
Lamar	L 6-7

2002 Wichita Regional (3-0)

Eck Stadium • Wichita, Kan.	
Oklahoma	W 8-5
Oral Roberts	W 7-6
Oral Roberts	W 11-6

2002 Clemson Super Regional (1-2)

Kingsmore Stadium • Clemson, S.C.	
Clemson	W 9-6
Clemson	L 7-8
Clemson	L 4-7

1999 Fayetteville Regional (1-2)

Baum Stadium • Fayetteville, Ark.	
Delaware	W 10-6
Southwest Missouri St.	L 8-9 (10)
Clemson	L 4-12

1998 Midwest Regional (1-2)

Eck Stadium • Wichita, Kan.	
Arizona State	L 4-8
Wichita State	W 3-2 (11)
Georgia Tech	L 0-2

1996 Central II Regional (0-2)

Dan Law Field • Lubbock, Texas	
Oklahoma State	L 5-6
Southern California	L 5-15

1995 Midwest I Regional (0-2)

Eck Stadium • Wichita, Kan.	
Stanford	L 3-10
Texas Tech	L 10-14

1990 Midwest Regional (0-2)

Eck Stadium • Wichita, Kan.	
Fordham	L 5-8
Wichita State	L 6-7

1989 Northeast Regional (4-1)

Municipal Stadium • Waterbury, Conn.	
Le Moyne	L 5-7
George Washington	W 8-2
Illinois	W 9-2
Arizona State	W 1-0
Le Moyne	W 6-5

1989 College World Series (1-2)

Rosenblatt Stadium • Omaha, Neb.	
Wichita State	L 1-3
North Carolina	W 7-3
Wichita State	L 4-8

1988 Midwest Regional (0-2)

Allie P. Reynolds Stadium • Stillwater, Okla.	
Loyola-Marymount	L 3-8
Oklahoma State	L 7-13

1987 NCAA South I Regional (4-0)

Joe W. Davies Stadium • Huntsville, Ala.	
Middle Tenn. State	W 10-7
West Virginia	W 7-2
Clemson	W 6-5 (10)
Clemson	W 4-2

1987 College World Series (1-2)

Rosenblatt Stadium • Omaha, Neb.	
Texas	L 6-13
Georgia	W 5-4
LSU	L 2-5

1986 NCAA Midwest Regional (1-2)

Allie P. Reynolds Stadium • Stillwater, Okla.	
Oregon State	W 4-3
Stanford	L 0-2
Oregon State	L 0-1

1985 South II Regional (4-0)

Seminole Stadium • Tallahassee, Fla.	
Eastern Kentucky	W 20-13
George Mason	W 13-9
Florida State	W 7-6
Georgia Tech	W 7-5

1985 College World Series (2-2)

Rosenblatt Stadium • Omaha, Neb.	
South Carolina	W 1-0
Mississippi State	L 4-5
Stanford	W 10-4
Texas	L 7-8

1983 Midwest Regional (0-2)

Allie P. Reynolds Stadium • Stillwater, Okla.	
Oral Roberts	L 6-7
Wichita State	L 3-6

1980 Midwest Regional (1-2)

J.L. Johnson Stadium • Tulsa, Okla.	
Oral Roberts	W 3-2
Missouri	L 0-6
California	L 1-7

1979 East Regional (4-0)

Seminole Stadium • Tallahassee, Fla.	
George Washington	W 12-11
Florida	W 9-1
Delaware	W 8-6
Delaware	W 4-3

1979 College World Series (3-2)

Rosenblatt Stadium • Omaha, Neb.	
Pepperdine	W 5-4
Arizona	W 10-3
Texas	W 9-4
Cal State Fullerton	L 10-13
Cal State Fullerton	L 1-2

1973 NCAA District VI (0-2)

Arlington Stadium • Arlington, Texas	
Trinity	L 0-6
Texas-Pan American	L 2-4



2015 NCAA DIVISION I BASEBALL CHAMPIONSHIP

Stillwater Regional - Oklahoma St. Host
May 29 - June 1, 2015
All times are local

#1 *Oklahoma St. (37-18)

Game 2
Friday
May 29
6 p.m.
ESPN3/WatchESPN

#4 St. John's (NY) (39-14)

Game 4
Saturday
May 30
6 p.m.
SECN/ESPN3

#3 Oral Roberts (41-14)

Game 1
Friday
May 29
Noon
SECN/ESPN3

#2 *Arkansas (35-22)

Game 6
Sunday
May 31
6 p.m.
SECN/ESPN3

Game 5
Sunday
May 31
Noon
SECN/ESPN3

Game 7
Monday
June 1
(if necessary)
6 p.m.
SECN/ESPNU/ESPN3

Loser Game 1

Game 3
Saturday
May 30
Noon
SECN/ESPN3

Loser Game 2

Regional Champion

© 2015 National Collegiate Athletic Association. No commercial use without the NCAA's written permission.
The NCAA opposes all forms of sports wagering.

* Home Team

Starting Pitching Breakdown

Game date	Opposing team	Starter	IP	H	R	ER	BB	SO	NP	Final
Feb 13, 2015	North Dakota	Teague, J.	2.1	1	3	3	2	3	40	W, 11-4
Feb 14, 2015	North Dakota	Taccolini, D.	6.0	4	2	2	0	8	85	W, 13-2
Feb 14, 2015	North Dakota	Jackson, Z.	4.0	5	1	1	2	8	77	W, 12-1
Feb 20, 2015	vs UCF	Taccolini, D.	4.0	4	3	3	3	6	88	L, 9-5
Feb 21, 2015	at South Alabama	Jackson, Z.	3.0	3	0	0	5	2	69	W, 7-0
Feb 22, 2015	vs Maryland	McKinney, K.	5.0	3	1	1	2	4	79	L, 13-6
Mar 02, 2015	Eastern Illinois	Taccolini, D.	6.0	2	1	1	2	4	82	W, 4-1
Mar 02, 2015	Eastern Illinois	Jackson, Z.	1.2	1	0	0	4	2	41	W, 8-1
Mar 03, 2015	Eastern Illinois	McKinney, K.	4.0	1	0	0	3	3	67	W, 7-0
Mar 06, 2015	Loyola Marymount	Killian, T.	3.2	4	1	1	0	3	59	W, 2-1
Mar 07, 2015	Loyola Marymount	Taccolini, D.	7.0	5	2	2	0	9	104	W, 13-7
Mar 08, 2015	Loyola Marymount	McKinney, K.	3.1	3	4	4	1	3	59	L, 9-0
Mar 10, 2015	Gonzaga	Teague, J.	3.0	0	2	2	4	2	60	L, 6-2
Mar 11, 2015	Gonzaga	Chadwick, C.	3.0	2	2	1	5	1	42	L, 15-5
Mar 13, 2015	at Vanderbilt	McKinney, K.	2.0	6	3	3	1	1	51	L, 8-7
Mar 14, 2015	at Vanderbilt	Taccolini, D.	4.2	8	7	3	3	2	107	L, 9-1
Mar 15, 2015	at Vanderbilt	Killian, T.	7.0	0	0	0	0	6	83	L, 1-0
Mar 17, 2015	Southeast Missouri St.	McKinney, K.	5.0	1	1	1	3	3	71	W, 4-3
Mar 18, 2015	Southeast Missouri St.	Lowery, J.	3.1	6	4	4	2	0	66	L, 12-11
Mar 19, 2015	LSU	Taccolini, D.	6.0	6	1	1	1	2	88	W, 5-1
Mar 20, 2015	LSU	Teague, J.	3.0	7	4	4	2	0	54	L, 16-3
Mar 21, 2015	LSU	Killian, T.	6.0	9	3	3	1	1	82	L, 7-4
Mar 24, 2015	vs Memphis	Lowery, J.	2.0	4	4	4	0	2	34	L, 5-4
Mar 25, 2015	at Memphis	McKinney, K.	4.0	6	2	1	1	2	60	W, 7-3
Mar 26, 2015	Ole Miss	Taccolini, D.	5.2	3	3	3	6	7	102	W, 10-3
Mar 27, 2015	Ole Miss	Killian, T.	5.0	6	5	5	4	6	104	L, 5-4
Mar 28, 2015	Ole Miss	McKinney, K.	3.0	1	1	0	2	4	56	W, 5-2
Mar 31, 2015	Missouri State	Teague, J.	4.0	3	2	1	2	5	83	L, 2-0
Apr 03, 2015	at Auburn	Killian, T.	6.0	8	5	4	2	3	106	W, 10-7
Apr 04, 2015	at Auburn	Taccolini, D.	7.0	5	2	1	3	3	108	L, 3-2
Apr 05, 2015	at Auburn	McKinney, K.	3.1	5	2	2	2	0	65	W, 6-4
Apr 07, 2015	Miss. Valley State	Stone, J.	5.0	1	0	0	2	5	65	W, 8-1
Apr 08, 2015	Miss. Valley State	Teague, J.	4.0	2	0	0	3	6	79	W, 14-0
Apr 10, 2015	Kentucky	Killian, T.	6.0	6	1	1	2	4	101	W, 5-3
Apr 11, 2015	Kentucky	Taccolini, D.	2.2	6	8	8	4	3	65	L, 16-4
Apr 12, 2015	Kentucky	McKinney, K.	9.0	5	3	3	1	5	110	W, 7-3
Apr 14, 2015	Stephen F. Austin	Teague, J.	7.0	6	1	1	1	4	86	W, 8-2
Apr 15, 2015	Stephen F. Austin	Stone, J.	5.0	3	0	0	1	3	69	W, 15-3
Apr 17, 2015	at Texas A&M	Killian, T.	4.2	11	11	11	2	3	92	L, 16-3
Apr 18, 2015	at Texas A&M	Taccolini, D.	5.1	7	6	6	4	6	108	W, 9-8
Apr 19, 2015	at Texas A&M	McKinney, K.	5.1	7	2	2	4	3	82	W, 8-2
Apr 24, 2015	Mississippi State	Killian, T.	5.1	9	4	4	2	4	102	W, 7-6
Apr 25, 2015	Mississippi State	Taccolini, D.	6.2	4	1	1	4	5	108	W, 6-1
Apr 26, 2015	Mississippi State	McKinney, K.	5.1	6	1	0	2	1	82	L, 2-1
Apr 30, 2015	at Alabama	Killian, T.	6.1	7	1	1	1	9	103	W, 5-1
May 01, 2015	at Alabama	Taccolini, D.	4.0	3	2	2	5	6	86	W, 8-4
May 02, 2015	at Alabama	McKinney, K.	9.0	2	0	0	1	2	100	W, 4-0
May 08, 2015	Tennessee	Killian, T.	6.0	6	2	1	2	3	93	L, 5-4
May 10, 2015	Tennessee	McKinney, K.	4.2	3	2	2	0	2	50	W, 5-2
May 12, 2015	at Creighton	Teague, J.	2.0	0	0	0	0	1	27	W, 6-2
May 14, 2015	at Georgia	Killian, T.	5.0	6	5	4	4	3	--	L, 10-1
May 15, 2015	at Georgia	McKinney, K.	7.0	4	0	0	3	4	--	W, 9-0
May 16, 2015	at Georgia	Teague, J.	4.1	3	0	0	0	4	--	W, 8-1
May 19, 2015	vs Tennessee	Killian, T.	7.2	4	1	1	0	5	101	W, 2-1
May 20, 2015	vs Florida	McKinney, K.	1.0	0	3	3	3	1	34	W, 7-6
May 21, 2015	vs LSU	Teague, J.	2.0	6	6	2	1	0	50	L, 10-5
May 22, 2015	vs Florida	Taccolini, D.	2.0	5	5	4	2	0	44	L, 10-0
May 29, 2015	vs Oral Roberts	--	--	--	--	--	--	--	--	--
May 30, 2015	vs OSU/SJU	--	--	--	--	--	--	--	--	--

Run Support

Pitcher	Starts	Runs	Runs/Game	Team Record
Teague, J.	9	59	6.5	5-4
Taccolini, D.	13	80	6.1	8-5
Jackson, Z.	3	27	9.0	3-0
McKinney, K.	15	83	5.5	11-4
Killian, T.	12	50	4.1	6-5
Lowery, J.	2	15	7.5	0-2
Stone, J.	2	23	11.5	2-0
Chadwick, C.	1	5	5.0	0-1
TOTALS	57	340	5.9	35-22

Quality Starts

Pitcher	Total Starts	Quality Starts	Record in QS
Taccolini, D.	13	6	5-1
Jackson, Z.	3	0	--
McKinney, K.	15	3	3-0
Teague, J.	9	1	1-0
Killian, T.	12	6	3-3
Lowery, J.	2	0	--
Stone, J.	2	0	--
Chadwick, C.	1	0	--
TOTALS	57	16	12-4

Quality Start = 6.0 innings pitched with 3 or less earned runs

Starters Statistics

Player	ERA	W	L	APP	GS	CG	SHO	CBO	SV	IP	H	R	ER	BB	SO	2B	3B	HR	AB	B/Avg	WP	HBP	BK	SFA	SHA
30 Jacob Stone	0.00	2	0	2	2	0	0	0	0	10.0	4	0	0	3	8	0	0	0	32	.125	0	1	0	0	0
32 Zach Jackson	1.04	1	0	3	3	0	0	1	0	8.2	9	1	1	11	12	0	0	0	31	.290	1	0	0	0	1
11 Keaton McKinney	2.79	6	1	15	15	2	1	2	0	71.0	53	25	22	29	38	6	0	5	256	.207	4	4	0	1	2
36 Cannon Chadwick	3.00	0	0	1	1	0	0	0	0	3.0	2	2	1	5	1	0	0	0	9	.222	0	0	0	0	0
28 James Teague	3.69	3	3	9	9	0	0	1	0	31.2	28	18	13	15	25	5	0	1	117	.239	2	3	0	1	1
21 Trey Killian	4.72	2	4	12	12	0	0	0	0	68.2	76	39	36	20	50	18	0	6	267	.285	1	6	0	2	4
25 Dominic Taccolini	4.97	6	4	13	13	0	0	0	0	67.0	62	43	37	37	61	8	0	5	245	.253	10	8	0	1	5
35 Jackson Lowery	13.50	0	0	2	2	0	0	0	0	5.1	10	8	8	2	2	3	0	0	25	.400	0	1	0	0	1
Totals	4.00	20	12	57	57	2	5	4	0	265.1	244	136	118	122	197	40	0	17	982	.248	18	23	0	5	14



Team Game Highs

Batting

At bats:	46	at Vanderbilt (Mar 14, 2015)
Runs scored:	15	vs Stephen F. Austin (Apr 15, 2015)
Hits:	18	vs North Dakota (Feb 13, 2015)
RBIs:	14	vs Mississippi Valley (Apr 08, 2015)
	14	vs Stephen F. Austin (Apr 15, 2015)
Doubles:	4	(5 games)
Triples:	3	vs North Dakota (Feb 14, 2015)
Home runs:	4	vs North Dakota (Feb 14, 2015)
Total bases:	38	vs North Dakota (Feb 14, 2015)
Walks:	10	vs Eastern Illinois (Mar 03, 2015)
	10	vs Southeast Missouri (Mar 18, 2015)
Strikeouts:	14	at Vanderbilt (Mar 14, 2015)
	14	at Texas A&M (Apr 18, 2015)
Sac hits:	3	at Georgia (May 15, 2015)
Sac flies:	3	vs Ole Miss (Mar 26, 2015)
Stolen bases:	4	vs Stephen F. Austin (Apr 15, 2015)
Hit by pitch:	4	vs LSU (Mar 21, 2015)
	4	vs Tennessee (May 19, 2015 at Hoover, Ala.)
Caught stealing:	3	at Creighton (May 12, 2015)
Runners LOB:	16	vs Tennessee (May 19, 2015 at Hoover, Ala.)
Hit into DP:	4	vs Eastern Illinois (Mar 03, 2015)

Fielding

Putouts:	34	at Vanderbilt (Mar 14, 2015)
Assists:	18	vs Mississippi State (Apr 26, 2015)
Errors:	6	vs LSU (May 21, 2015 at Hoover, Ala.)
Passed balls:	2	vs Gonzaga (Mar 11, 2015)
DPs turned:	5	at South Alabama (Feb 21, 2015)

Pitching

Innings pitched:	11.1	at Vanderbilt (Mar 14, 2015)
Runs allowed:	16	vs LSU (Mar 20, 2015)
	16	vs Kentucky (Apr 11, 2015)
Earned runs:	16	vs LSU (Mar 20, 2015)
	16	vs Kentucky (Apr 11, 2015)
Walks allowed:	13	vs Gonzaga (Mar 11, 2015)
Strikeouts:	15	at Vanderbilt (Mar 14, 2015)
Hits allowed:	21	vs LSU (Mar 20, 2015)
Doubles allowed:	6	at Texas A&M (Apr 18, 2015)
Triples allowed:	1	(6 games)
Homers allowed:	4	vs Loyola Marymount (Mar 08, 2015)
Wild pitches:	5	vs Mississippi State (Apr 25, 2015)
Hit batters:	6	vs Kentucky (Apr 11, 2015)

Individual Game Highs

Batting

At bats:	6	(5 games)
Runs scored:	5	Andrew Benintendi vs Mississippi Valley (Apr 08, 2015)
Hits:	4	Tyler Spoon vs Mississippi Valley (Apr 07, 2015)
	4	Brett McAfee vs Stephen F. Austin (Apr 15, 2015)
	4	Michael Bernal at Georgia (May 15, 2015)
RBIs:	5	Andrew Benintendi vs Loyola Marymount (Mar 07, 2015)
Doubles:	2	(5 games)
Triples:	2	Bobby Wernes vs North Dakota (Feb 14, 2015)
Home runs:	2	Andrew Benintendi vs Mississippi Valley (Apr 08, 2015)
	2	Andrew Benintendi vs Kentucky (Apr 10, 2015)
Total bases:	9	Andrew Benintendi vs Mississippi Valley (Apr 08, 2015)
Walks:	3	(7 games)
Strikeouts:	4	Andrew Benintendi at Texas A&M (Apr 18, 2015)
Sac hits:	1	(23 games)
Sac flies:	2	Tyler Spoon vs Ole Miss (Mar 26, 2015)
Stolen bases:	3	Andrew Benintendi vs Stephen F. Austin (Apr 15, 2015)
Hit by pitch:	2	Michael Bernal vs Tennessee (May 19, 2015 at Hoover, Ala.)
Caught stealing:	1	(22 games)
Runners LOB:	8	Michael Bernal vs Loyola Marymount (Mar 08, 2015)

Fielding

Putouts:	17	Clark Eagan vs Mississippi State (Apr 26, 2015)
Assists:	7	Rick Nomura at South Alabama (Feb 21, 2015)
	7	Brett McAfee vs Mississippi State (Apr 26, 2015)
	7	Bobby Wernes at Alabama (May 2, 2015)
Errors:	2	Trey Killian at Georgia (May 14, 2015)
	2	Carson Shaddy vs LSU (May 21, 2015 at Hoover, Ala.)
Passed balls:	2	Carson Shaddy vs Gonzaga (Mar 11, 2015)

Pitching

Innings pitched:	9.0	Keaton McKinney vs Kentucky (Apr 12, 2015)
	9.0	Keaton McKinney at Alabama (May 2, 2015)
Runs allowed:	11	Trey Killian at Texas A&M (Apr 18, 2015)
Earned runs:	11	Trey Killian at Texas A&M (Apr 18, 2015)
Walks allowed:	6	Dominic Taccolini vs Ole Miss (Mar 26, 2015)
Strikeouts:	9	Dominic Taccolini vs Loyola Marymount (Mar 07, 2015)
	9	Trey Killian at Alabama (Apr 30, 2015)
Hits allowed:	11	Trey Killian at Texas A&M (Apr 18, 2015)
Doubles allowed:	5	Trey Killian at Texas A&M (Apr 18, 2015)
Triples allowed:	1	(6 games)
Homers allowed:	2	Keaton McKinney vs Loyola Marymount (Mar 08, 2015)
	2	Trey Killian vs Ole Miss (Mar 27, 2015)
Wild pitches:	4	Dominic Taccolini vs Mississippi State (Apr 25, 2015)
Hit batters:	3	Parker Sanburn vs Loyola Marymount (Mar 07, 2015)
	3	Dominic Taccolini at Vanderbilt (Mar 14, 2015)

The Last Time an Arkansas Player...

4 Hits in a game.....	Michael Bernal at Georgia, May 15, 2015
5 Hits in a game.....	Andy Wilkins at No. 9 Oklahoma (Norman Regional), May 31, 2009
6 Hits in a game.....	Jeremy Jackson vs. Northeastern (Okla.), April 16, 1997
2 Hits in an inning.....	Tyler Spoon and Brian Anderson, at No. 6 South Carolina, March 22, 2013
2 Doubles in a game.....	Clark Eagan, at Alabama, May 2, 2015
3 Doubles in a game.....	Joe Serrano vs. South Alabama, February 28, 2014
4 Doubles in a game.....	Rodney Nye vs. La. Tech, March 31, 1998
2 Triples in a game.....	Bobby Wernes vs. North Dakota, Feb. 14, 2015
Led off a game with a HR.....	Tim Carver vs. Oral Roberts, April 24, 2012
2 Home runs in a game.....	Andrew Benintendi vs. Kentucky, April 10, 2015
3 Home runs in a game.....	Brett Eibner vs. Grambling State, June 4, 2010
Grand Slam.....	Michael Bernal at Texas A&M, April 18, 2015
HR in consecutive AB.....	Andrew Benintendi vs Mississippi Valley State, April 8, 2015
	vs Kentucky, April 10, 2015
HR in 4 straight games.....	Aaron Murphree vs. OSU, So. Dakota St. & Siena, March 2-8, 2008
HR in 5 straight games.....	Aaron Murphree vs. OSU, So. Dakota St. & Siena, March 2-8, 2008
HR in 6 straight games.....	Aaron Murphree vs. OSU, So. Dakota St. & Siena, March 2-9, 2008
Pinch-hit home run.....	Tom Hauskey at No. 11 Ole Miss, May 8, 2010
Inside the park home run.....	Andrew Benintendi vs. Miss Valley State, April 8, 2015
Back-to-Back Home Runs.....	Joe Serrano and Andrew Benintendi at Auburn, April 3, 2015
4 Runs in a game.....	Andrew Benintendi vs Stephen F. Austin, April 15, 2015
5 Runs in a game.....	Andrew Benintendi vs Mississippi Valley State, April 8, 2015
6 Runs in a game.....	Jeremy Jackson vs. Northeastern (Okla.), April 16, 1997
4 RBI in a game.....	Michael Bernal at Texas A&M, April 18, 2015
5 RBI in a game.....	Andrew Benintendi vs. Loyola Marymount, March 7, 2015
6 RBI in a game.....	Zack Cox vs. Alabama, March 26, 2010
7 RBI in a game.....	Brett Eibner vs. Grambling State (Fayetteville Regional), June 4, 2010
8 RBI in a game.....	Rodney Nye vs. ORU, April 14, 1999
9 RBI in a game.....	Ryan Lundquist vs. Central Missouri St., March 4, 1997
2 Stolen bases in a game.....	Andrew Benintendi at Texas A&M, April 19, 2015
3 Stolen bases in a game.....	Andrew Benintendi vs Stephen F. Austin, April 15, 2015
4 Stolen bases in a game.....	Logan Forsythe vs. Ole Miss, May 19, 2007
Stole home.....	Bobby Wernes vs. Ole Miss, March 28, 2015
2 Errors in a game.....	Carson Shaddy, vs LSU, May 21, 2015
3 Errors in a game.....	Bobby Wernes, at LSU, April 12, 2014
4 Errors in a game.....	Chris Shaddy vs. TCU, April 27, 1980
9-Inning no-hitter.....	Scott Roehl vs. Kansas St., March 20, 2001
9-Inning combined no-hitter.....	Nick Schmidt (6.0), Brian McLelland (1.0) & Devin Collis (2.0)
	vs. Oklahoma State, February 12, 2006
1-Hitter.....	Brett Eibner (9.0) at No. 1 Georgia, April 19, 2009
1-Hitter combined.....	Colin Poché (5.0 IP, 1H), Cade Lynch (2.0 IP, 0 H), vs. New Orleans, February 19, 2013
2-Hitter.....	Keaton McKinney at Alabama, May 2, 2015
2-Hitter combined.....	McKinney (4.0 IP 1H), Sanburn (1.0 IP OH), Patten (1.0 IP OH)
	Phillips (1.0 IP OH), Pate (1.0 IP OH), Chadwhick (1.0 IP OH) vs. Easter Illinois, March 2, 2015
3-Hitter.....	Ryne Stanek (9.0 IP), at No. 6 South Carolina, March 23, 2013
3-Hitter combined.....	Keaton McKinney and Dominic Taccolini vs Tennessee, May 10, 2015
Complete game.....	Keaton McKinney at Alabama, May 2, 2015
Complete-game shutout.....	Keaton McKinney at Alabama, May 2, 2015
Had 10 strikeouts.....	Chris Oliver vs. No. 1 South Carolina, April 5, 2012
Had 11 strikeouts.....	Mike Bolsinger at No. 11 Ole Miss, May 9, 2010
Had 12 strikeouts.....	Drew Smyly vs. No. 9 Oklahoma (Norman Regional), May 31, 2009
Had 13 strikeouts.....	Nick Schmidt vs. Georgia, March 24, 2006
Had 14 strikeouts.....	David Walling vs. South Carolina, May 16, 1999
Had 15 strikeouts.....	Nick Schmidt vs. Auburn, May 18, 2006
Had 16 strikeouts.....	David Walling vs. Eastern Illinois, Feb. 20, 1998
Had 17 strikeouts.....	Jess Todd vs. South Carolina (SEC Tournament), May 24, 2007

The Last Time an Arkansas Team...

Scored 10 runs.....	at Auburn, April 3, 2015
Scored 11 runs.....	vs. SE Missouri State, March 18, 2015
Scored 12 runs.....	vs. North Dakota, Feb. 14, 2015
Scored 13 runs.....	vs. Loyola Marymount, March 7, 2015
Scored 14 runs.....	vs. Miss Valley State, April 8, 2015
Scored 15 runs.....	vs. Stephen F. Austin, April 15, 2015
Scored 16 runs.....	at Missouri State, April 18, 2007
Scored 17 runs.....	vs. Villanova, February 19, 2012
Scored 18 runs.....	vs. Centenary, March 30, 2010
Scored 19 runs.....	vs. Grambling State (Fayetteville Regional), June 4, 2010
Scored 20 runs.....	vs. Alabama A&M, March 12, 2013
Scored 21 runs.....	vs. South Dakota State, March 10, 2010
Scored 22 runs.....	vs. Louisiana Tech, Feb. 14, 2004
Scored 23 runs.....	Never
Scored 24 runs.....	Missouri Southern, Feb. 11, 1998
Scored 25 runs.....	Missouri Southern, Feb. 4, 2001
Scored 26 runs.....	vs. Iowa (in Arlington, Texas), Feb. 14, 1997
Scored 27 runs.....	Never
Scored 28 runs.....	vs. Wisconsin-Milwaukee (2), Feb. 18, 2007
Scored 29 runs.....	Morningside, April 6, 1968
Scored 30 runs.....	at South Carolina, March 30, 1997
Scored 31-32 runs.....	32 vs. Saint Louis, April 7, 2010
Scored 33+ runs.....	33 vs. Southwest Baptist, March 21, 1984
Had 14 hits.....	at Texas A&M, April 19, 2015
Had 15 hits.....	vs. Stephen F. Austin, April 15, 2015
Had 16 hits.....	vs. North Dakota, Feb. 14, 2015
Had 17 hits.....	vs. Miss Valley State, April 8, 2015
Had 18 hits.....	vs. North Dakota, Feb. 13, 2015
Had 19 hits.....	vs. Kentucky, April 4, 2010
Had 20 hits.....	at Mississippi State, April 11, 2010
Had 21 hits.....	Kentucky, April 28, 2001
Had 22 hits.....	vs. Wisconsin-Milwaukee (2), Feb. 18, 2007
Had 23 hits.....	Centenary, March 31, 1999
Had 24 hits.....	Georgia, March 17, 2001
Had 25 hits.....	at Centenary, March 23, 2005
Had 26-29 hits.....	28 at South Carolina, March 30, 1997
Had 30 hits.....	vs. Saint Louis, April 7, 2010
Had 31+ hits.....	32 vs. Southwest Baptist, March 21, 1984
4 Errors in a game.....	at Georgia, May 14, 2015
5 Errors in a game.....	vs #13 Maryland, Feb 22, 2015
6 Errors in a game.....	vs. LSU, May 21, 2015
7 Errors in a game.....	vs. La. Tech, March 20, 2001
Was Shutout.....	vs Florida, May 22, 2015 (10-0)
Was Shutout Back-to-Back.....	vs. LSU, April 23-24, 2005 (7-0, 6-0)
Held to 1 hit.....	vs. No. 2 LSU (SEC Tournament), May 25, 2013
Held to 2 hits.....	at #3 Virginia, May 31, 2014
Held to 3 hits.....	vs Florida, May 21, 2015 (0-10)
Swept an SEC Home Series (three games).....	vs. Alabama, March 16-18, 2012
Swept an SEC Road Series (three games).....	at Alabama, April 30-May 2, 2015
Was Swept in SEC Home Series.....	vs. No. 7 South Carolina, May 14-16, 2010
Was Swept in SEC Road Series.....	at Vanderbilt, March 14-15, 2015
Swept a Non-conference Home Series.....	vs. Stephen F. Austin, April 14-15, 2015
Swept a Non-conference Road Series.....	at McNeese State, March 23-24, 2010
Was Swept in a Non-conference Home Series.....	Gonzaga, March 10-11, 2015
Was Swept in a Non-conference Road Series.....	at Nebraska, April 16, 2013
Won a Non-conference Home Series.....	vs. Miss Valley State, April 7-8, 2015
Lost a non-conference Home Series.....	vs. South Alabama, February 28-March 1, 2014
Lost a Non-conference Road Series.....	at Nebraska, April 16, 2013
Back-to-Back Shutouts.....	MVSU (3-0) March 26 and Miss. State (4-0) March 29, 2014
Most Consecutive Shutouts.....	4 vs. Wisconsin (March 15-16, 1980)
Shut out an opponent at home.....	vs. Miss Valley State (14-0), April 8, 2015
Shut out an opponent on the road.....	at Georgia (9-0), May 15, 2015
Shut out an SEC opponent at home.....	vs. South Carolina (7-0), April 5, 2014
Shut out an SEC opponent on the road.....	at Georgia (9-0), May 15, 2015



THE NATIONAL POLLS

Baseball America

Week 15 (May 25)

1. LSU	48-10
2. UCLA	42-14
3. Florida	44-16
4. Illinois	47-8
5. Vanderbilt	42-19
6. Missouri St.	45-10
7. TCU	43-11
8. Texas A&M	45-11
9. Louisville	43-16
10. Florida St.	41-19
11. Oklahoma St.	37-18
12. Miami	44-14
13. Houston	42-18
14. Dallas Baptist	43-13
15. Southern California	37-19
16. UC Santa Barbara	40-15
17. Oregon St.	38-16
18. College of Charleston	43-13
19. Arizona St.	34-21
20. Arkansas	35-22
21. Cal State Fullerton	34-22
22. Radford	43-14
23. East Carolina	40-20
24. Iowa	39-16
25. California	34-19

D1Baseball

Week 15 (May 25)

1. LSU	46-9
2. UCLA	42-14
3. Florida	44-16
4. Louisville	43-16
5. Illinois	47-8-1
6. Texas A&M	45-11
7. Miami	44-14
8. Vanderbilt	42-19
9. Missouri St.	45-10
10. TCU	43-11
11. Oklahoma St.	37-18
12. Florida St.	41-19
13. Dallas Baptist	43-13
14. Houston	42-18
15. College of Charleston	43-13
16. Southern California	37-19
17. Oregon St.	38-16-1
18. Radford	43-14
19. Cal State Fullerton	34-22
20. Arkansas	35-22
21. UC Santa Barbara	40-15-1
22. Arizona St.	34-21
23. East Carolina	40-20
24. North Carolina St.	34-21
25. Rice	35-20

Perfect Game

Week 15 (May 25)

1. LSU	48-10
2. Florida	44-16
3. Illinois	47-18-1
4. UCLA	42-14
5. Louisville	43-16
6. Miami	44-14
7. Texas A&M	45-11
8. TCU	43-11
9. Missouri St.	45-10
10. Florida St.	41-19
11. Vanderbilt	42-19
12. Oregon State	38-16-1
13. Dallas Baptist	43-13
14. Oklahoma St.	37-18
15. Houston	42-18
16. Southern California	37-19
17. Radford	43-14
18. Cal State Fullerton	34-22
19. College of Charleston	43-13
20. UC Santa Barbara	40-15-1
21. Iowa	39-16
22. Arizona St.	34-21
23. Arkansas	35-22
24. Oral Roberts	41-14
25. East Carolina	40-20

USA Today/ESPN

Week 15 (May 25)

1. LSU	48-10
2. UCLA	42-14
3. Florida	44-16
4. TCU	43-11
5. Illinois	47-8-1
6. Texas A&M	45-11
7. Louisville	43-16
8. Miami	44-14
9. Vanderbilt	42-19
10. Florida St.	41-19
11. Missouri St.	45-0
12. Oklahoma St.	37-18
13. UC Santa Barbara	40-15-1
14. Dallas Baptist	43-13
15. Houston	42-18
16. College of Charleston	43-13
17. Southern California	37-19
18. Oregon St.	38-16
19. Arizona St.	34-21
20. Rice	35-20
21. Florida Atlantic	40-17
22. Radford	43-14
23. Iowa	39-16
24. Arkansas	35-22
25. East Carolina	40-20

Collegiate Baseball

Week 15 (May 25)

1. LSU	48-10
2. UCLA	42-14
3. Illinois	47-8-1
4. TCU	43-11
5. Louisville	43-16
6. Miami	44-14
7. Florida	44-16
8. Vanderbilt	42-19
9. Texas A&M	45-11
10. Florida St.	41-19
11. Missouri St.	45-10
12. Oregon St.	38-16-1
13. Cal State Fullerton	34-22
14. UC Santa Barbara	40-15-1
15. Oklahoma St.	37-18
16. California	34-19
17. Southern California	37-19
18. Arizona St.	34-21
19. Houston	42-18
20. Iowa	39-16
21. St. Johns	39-14
22. Radford	43-14
23. Notre Dame	36-21
24. Dallas Baptist	43-13
25. College of Charleston	43-13
26. Rice	35-20
27. Florida Atlantic	40-17
28. Clemson	32-22
29. Arkansas	35-22
30. Texas	30-25

NCBWA

Week 15 (May 25)

1. LSU	48-10
2. UCLA	42-14
3. Florida	44-16
4. Illinois	47-8-1
5. TCU	43-11
6. Texas A&M	45-11
7. Louisville	43-16
8. Miami	44-14
9. Vanderbilt	42-19
10. Missouri St.	45-10
11. Oklahoma St.	37-18
12. Florida St.	41-19
13. UC Santa Barbara	40-15-1
14. Dallas Baptist	43-13
15. College of Charleston	43-13
16. Houston	42-18
17. Southern California	37-19
18. Oregon St.	38-16-1
19. Rice	35-20
20. Florida Atlantic	40-17
21. Arizona St.	34-21
22. Arkansas	35-22
23. Radford	43-14
24. Iowa	39-16
25. Coastal Carolina	38-19
26. Oregon	37-23
27. California	34-19
28. East Carolina	40-20
29. Cal State Fullerton	34-22
30. Virginia	34-22

Arkansas Week-By-Week in the Polls

	BA	D1	PG	ESPN	CB	NCBWA
Preseason	--	--	16	RV	36	RV
Week 1	--	--	15	No Poll	--	28
Week 2	--	--	17	No Poll	--	RV
Week 3	--	--	20	--	--	RV
Week 4	--	--	16	--	--	RV
Week 5	--	--	--	--	--	--
Week 6	--	--	--	--	--	--
Week 7	--	--	--	--	--	--
Week 8	--	--	--	--	--	--
Week 9	--	--	--	--	--	--
Week 10	25	25	--	RV	30	RV
Week 11	23	24	--	RV	30	30
Week 12	20	20	22	23	27	23
Week 13	20	21	24	24	27	24
Week 14	20	20	22	23	30	23
Week 15	20	20	23	24	29	22
Final						

BA - Baseball America

ESPN - USA Today/ESPN

CB - Collegiate Baseball

NCBWA - National Collegiate Baseball Writers Association

PG - Perfect Game

D1 - D1Baseball.com

SEC STANDINGS (as of May 29)

	Conference				Overall			Last 10		Streak
	W	L	Win%	GB	W	L	Win%			
WESTERN	LSU	21	8	0.724	--	48	10	0.828	8-2	L-1
	Texas A&M	18	10	0.643	2.5	45	11	0.804	6-4	L-1
	Arkansas	17	12	0.586	4	35	22	0.614	6-4	L-2
	Ole Miss	15	14	0.517	6	30	26	0.536	6-4	L-1
	Auburn	13	17	0.433	8.5	35	24	0.593	3-7	L-2
	Alabama	12	18	0.4	9.5	32	28	0.533	6-4	L-1
	Mississippi State	8	22	0.267	13.5	24	30	0.444	1-9	L-6
EASTERN	Vanderbilt	20	10	0.667	--	42	19	0.689	6-4	L-1
	Florida	19	11	0.633	1	44	16	0.733	8-2	W-4
	Missouri	15	15	0.5	5	30	28	0.517	2-8	L-2
	Kentucky	14	15	0.483	5.5	30	25	0.545	4-6	L-1
	South Carolina	13	17	0.433	7	32	25	0.561	5-5	L-3
	Tennessee	11	18	0.379	8.5	24	26	0.48	6-4	L-1
	Georgia	10	19	0.345	9.5	26	28	0.481	5-5	L-2

2015 SEC PRESEASON POLL

WESTERN	School	Points
	1. LSU (13)	91
	2. Alabama	62
	3. Texas A&M (1)	60
	4. Arkansas	59
	5. Mississippi State	52
	6. Ole Miss	42
	7. Auburn	19
EASTERN	School	Points
	1. Vanderbilt (11)	89
	2. Florida (3)	80
	3. South Carolina	67
	4. Tennessee	51
	5. Georgia	42
	6. Kentucky	36
	7. Missouri	20

Champion: Vanderbilt (11), Florida (2), LSU (1)

SEC NEWS AND NOTES

• The SEC has sent 50 teams to the College World Series since 1990. That was accomplished despite no SEC teams making the field in 1992. LSU has been to Omaha 13 times, Florida eight times, South Carolina six times, Georgia and Mississippi State five times, while Alabama, Arkansas and Tennessee have been three times each. Auburn and Vanderbilt have been twice.

• SEC teams have won 10 of the last 25 national championships, with LSU winning six (1991, 1993, 1996, 1997, 2000, 2009), South Carolina winning two (2010, 2011), Vanderbilt taking home the title in 2014 and Georgia claiming the 1990 title. The SEC has finished runner up seven times in that span, 1997, 2002, 2005, 2008, 2011, 2012 and 2013.

• SEC teams are 105-89 since 1990 in Omaha, a 54.1 winning percentage. Not counting games against each other, the SEC has posted an 80-64 record in the College World Series since 1990, a 55.6 winning percentage.

• The SEC has played 49 games in the "Final Four" of the College World Series since 1990, an average of over 1.5 per year. Only five times, 1992, 1994, 2003, 2006 and 2007 has the SEC failed to get a team to the "Final Four" of the CWS.

• The SEC has averaged over eight games played per year in the College World Series since 1990. In 2004, 12 of the 15 games played in Omaha involved a SEC team. In 1997, the SEC had a team in 13 of the 14 games played in the CWS. Since 1990, an SEC team has played in 169 of the 360 games in the College World Series, an amazing 47 percent of games. SEC teams played in 11 of the 16 in 2014.

• The SEC has sent 11 of its 14 schools to the College World Series since 1990 - Alabama, Arkansas, Auburn, Florida, Georgia, LSU, Ole Miss, Mississippi State, South Carolina, Tennessee and Vanderbilt. Texas A&M also advanced three times since 1990 prior to joining SEC.

• Since 1990, 172 SEC squads have been invited to the NCAA Tournament, an average of better than seven per season. The SEC set yet another NCAA record in 2010 with 10 teams earning postseason berths. The SEC also

had a NCAA-record five teams earn regional host sites in 2004 and 2006.

• The SEC has had an NCAA-high 11 different teams compete in the 68-year history of the College World Series. In those appearances, the conference has registered a 127-127 record, a .500 winning percentage.

• Since 1990, 32 SEC squads have posted 50+ wins, while 123 have won 40+ games in a season.

• The SEC posted a 288-102 record against non-conference foes in 2014, a 73.8 winning percentage.



Hitting/Defense Starting Summary

Player	GS	Position											Batting Order								
		p	c	1b	2b	3b	ss	lf	cf	rf	of	dh	1st	2nd	3rd	4th	5th	6th	7th	8th	9th
7 Bobby Wernes	56	56	8	.	.	5	27	10	6	.
16 Andrew Benintendi	56	56	55	.	.	1	.	.	.
8 Tyler Spoon	55	1	54	2	40	11	1	1	.	.
10 Joe Serrano	49	.	.	2	1	.	.	44	.	.	.	2	9	40
9 Clark Eagan	48	.	.	40	.	.	.	7	.	1	.	.	46	.	.	1	1
3 Michael Bernal	47	.	.	.	15	.	32	4	36	7	.
1 Rick Nomura	42	.	.	.	41	1	3	.	.	15	12	12	.	.
5 Brett McAfee	33	25	8	.	1	.	.	5	1	18	6	2
27 Tucker Pennell	30	.	30	30
24 Chad Spanberger	27	.	.	3	24	.	.	.	9	12	2	4	.	.
44 Alex Gosser	17	.	17	3	14	.
17 Luke Bonfield	17	1	.	.	.	16	.	.	.	3	5	6	2	1	.
29 Cullen Gassaway	15	.	.	12	3	.	.	.	4	3	7	1	.	.
20 Carson Shaddy	14	.	10	1	.	2	.	1	1	2	3	4	4
33 Krisjon Wilkerson	1	1	1	.	.

HOME RUN LISTING

No.	Player	Gm#	Date	Opponent	Pitcher	On Base	Inn	Outs	Count	Score	Final
1.	Benintendi, A.	2	Feb 14	North Dakota	Muckenhirn, Z.	0*	5	0	1-0	2-0	W 13-2
2.	Nomura, R.	2	Feb 14	North Dakota	Campbell, J.	0	5	1	2-2	3-0	W 13-2
3.	McAfee, B.	2	Feb 14	North Dakota	Campbell, J.	0	6	2	0-0	9-2	W 13-2
4.	Shaddy, C.	2	Feb 14	North Dakota	Campbell, J.	0*	7	0	0-0	10-2	W 13-2
5.	Serrano, J.	4	Feb 20	vs UCF	Hukari, H.	0*	7	0	2-2	3-5	L 5-9
6.	Benintendi, A.	4	Feb 20	vs UCF	Davis, S.	0	9	1	2-1	4-9	L 5-9
7.	McAfee, B.	6	Feb 22	vs Maryland	Shaffer, B.	1	2	2	1-2	0-0	L 6-13
8.	Spoon, T.	6	Feb 22	vs Maryland	Shaffer, B.	2	3	2	1-1	3-1	L 6-13
9.	Wernes, B.	8	Mar 02	Eastern Illinois	Stenger, G.	0*	5	0	0-2	0-1	W 8-1
10.	Bernal, M.	8	Mar 02	Eastern Illinois	Johansmeier, J.	3	6	0	2-2	4-1	W 8-1
11.	Benintendi, A.	9	Mar 03	Eastern Illinois	Johansmeier, J.	0*	5	0	0-0	5-0	W 7-0
12.	Spoon, T.	11	Mar 07	Loyola Marymount	Glomb, K.	1	8	2	1-1	11-3	W 13-7
13.	Eagan, C.	14	Mar 11	Gonzaga	Frost, T.	0	5	1	0-0	2-2	L 5-15
14.	Benintendi, A.	14	Mar 11	Gonzaga	Morgan, E.	1	8	1	0-0	3-8	L 5-15
15.	Nomura, R.	15	Mar 14	at Vanderbilt	Fulmer, C.	0	2	1	1-0	0-2	L 7-8
16.	Wernes, B.	15	Mar 14	at Vanderbilt	Fulmer, C.	0	2	1	2-0	1-2	L 7-8
17.	Benintendi, A.	16	Mar 14	at Vanderbilt	Buehler, W.	0	4	1	3-1	0-2	L 1-9
18.	Bernal, M.	19	Mar 18	Southeast Missouri	MOORE, Z.	0*	4	0	0-1	5-5	L 11-12
19.	Shaddy, C.	21	Mar 20	LSU	Devall, H.	1	9	2	0-0	1-16	L 3-16
20.	Serrano, J.	22	Mar 21	LSU	Person, Z.	1	7	0	3-2	1-5	L 4-7
21.	Gassaway, C.	23	Mar 24	vs Memphis	Gunn, A.	0	6	1	0-0	1-4	L 4-5
22.	Benintendi, A.	23	Mar 24	vs Memphis	Caufield, C.	1	7	2	0-0	2-4	L 4-5
23.	Wernes, B.	24	Mar 25	at Memphis	Garner, R.	0*	6	0	0-0	2-2	W 7-3
24.	Benintendi, A.	26	Mar 27	Ole Miss	Weathersby, S.	1	7	0	0-1	2-5	L 4-5
25.	Spoon, T.	27	Mar 28	Ole Miss	Short, W.	0	8	1	1-0	4-2	W 5-2
26.	Serrano, J.	29	Apr 03	at Auburn	Lipscomb, C.	0*	6	0	0-0	2-5	W 10-7
27.	Benintendi, A.	29	Apr 03	at Auburn	Lipscomb, C.	0	6	0	0-0	3-5	W 10-7
28.	Benintendi, A.	31	Apr 05	at Auburn	McCord, R.	1	5	2	2-1	0-2	W 6-4
29.	Gassaway, C.	32	Apr 07	Mississippi Valley	Case, T.	1	5	1	1-0	5-0	W 8-1
30.	Benintendi, A.	33	Apr 08	Mississippi Valley	Thomas, B.	0*	3	0	2-1	4-0	W 14-0
31.	Shaddy, C.	33	Apr 08	Mississippi Valley	Sheppeard, C.	3	5	0	2-2	8-0	W 14-0
32.	Benintendi, A.	33	Apr 08	Mississippi Valley	Sheppeard, C.	1	6	2	3-2	12-0	W 14-0
33.	Benintendi, A.	34	Apr 10	Kentucky	Brown, Z.	0	1	2	3-2	0-0	W 5-3
34.	Benintendi, A.	34	Apr 10	Kentucky	Brown, Z.	0*	7	0	1-0	4-3	W 5-3
35.	Spoon, T.	36	Apr 12	Kentucky	Logue, Z.	0*	8	0	2-2	4-0	W 7-3
36.	Benintendi, A.	38	Apr 15	Stephen F. Austin	Manz, R.	1	6	1	0-0	9-1	W 15-3
37.	Bernal, M.	39	Apr 18	at Texas A&M	Long, G.	3	6	0	2-1	2-11	L 6-13
38.	Eagan, C.	42	Apr 24	Mississippi State	Levi Mintz	0	4	1	0-0	4-1	W 7-6
39.	Bernal, M.	45	Apr 30	at Alabama	Guilbeau, T.	1	7	0	1-2	2-1	W 5-1
40.	Benintendi, A.	47	May 2	at Alabama	Bramblett, G.	0*	6	0	2-0	1-0	W 4-0
41.	Nomura, R.	47	May 2	at Alabama	Burrows, T.	0	9	1	2-1	3-0	W 4-0
42.	Benintendi, A.	48	May 08	Tennessee	Cox, A.	0	3	2	1-0	1-1	L 4-5
43.	Spoon, T.	48	May 08	Tennessee	Cox, A.	1	6	1	1-1	2-2	L 4-5
44.	Nomura, R.	49	May 10	Tennessee	Owenby, D.	0*	6	0	1-1	4-2	W 5-2
45.	Benintendi, A.	50	May 12	at Creighton	Ising, M.	0	7	1	2-0	4-1	W 6-2
46.	Wernes, B.	52	May 15	at Georgia	Lawlor, R.	1	1	0	0-0	0-0	W 9-0
47.	Gassaway, C.	52	May 15	at Georgia	Lawlor, R.	0*	2	0	0-0	2-0	W 9-0
48.	Benintendi, A.	55	May 20	vs Florida	Poyner, B.	0*	9	0	0-0	4-6	W 7-6
49.	Wernes, B.	55	May 20	vs Florida	Poyner, B.	1	9	1	2-2	5-6	W 7-6

* - Leadoff home run

BULLPEN CHART

Player	ERA	W	L	APP	GS	CG	SHO	CBO	SV	IP	H	R	ER	BB	SO	2B	3B	HR	AB	B/Avg	WP	HBP	BK	SFA	SHA
25 Dominic Taccolini	0.00	0	0	4	0	0	0	1	2	10.0	5	0	0	4	6	2	0	0	34	.147	0	2	0	0	0
35 Jackson Lowery	2.13	6	1	16	0	0	0	1	0	38.0	37	14	9	10	22	3	1	2	137	.270	2	8	0	2	3
38 Lance Phillips	2.48	1	3	21	0	0	0	2	0	29.0	29	16	8	10	27	3	2	0	111	.261	3	7	1	2	2
32 Zach Jackson	2.52	4	0	17	0	0	0	0	6	39.1	26	14	11	22	58	2	0	2	145	.179	6	2	1	1	0
28 James Teague	3.57	1	1	10	0	0	0	0	2	17.2	19	7	7	10	16	2	0	0	62	.306	2	1	0	3	1
13 Josh Alberius	3.68	1	2	20	0	0	0	0	0	29.1	27	12	12	10	19	7	1	2	110	.245	3	1	0	1	3
30 Jacob Stone	6.23	1	2	16	0	0	0	0	1	21.2	27	19	15	17	20	3	2	1	75	.360	1	6	2	3	3
11 Keaton McKinney	7.11	0	0	3	0	0	0	0	0	6.1	9	5	5	3	4	2	0	0	24	.375	0	2	0	2	1
48 Jonah Patten	7.90	0	0	11	0	0	0	2	0	13.2	16	13	12	9	20	1	0	2	57	.281	4	5	3	0	1
36 Cannon Chadwick	8.03	1	0	11	0	0	0	2	0	12.1	18	11	11	12	9	1	0	0	49	.367	0	4	0	2	0
39 Kyle Pate	8.64	0	0	12	0	0	0	2	0	8.1	11	9	8	9	14	1	0	1	36	.306	2	2	0	0	0
34 Parker Sanburn	15.58	0	1	11	0	0	0	3	0	8.2	10	16	15	9	13	3	0	2	36	.278	3	4	0	0	0
Totals	4.34	15	10	57	0	0	5	4	11	234.1	234	136	113	125	228	30	6	12	876	.267	26	44	7	16	14

PINCH HIT APPEARANCES

Gm#	Date	Opponent	Batter	Scoring	Inn	Outs	Score	Final
1	Feb 13	North Dakota	Wiggins, B.	F9	8	2	11-4	W 11-4
2	Feb 14	North Dakota	Spanberger, C.	43	6	1	9-2	W 13-2
2	Feb 14	North Dakota	Wiggins, B.	F9	7	2	11-2	W 13-2
3	Feb 14	North Dakota	Gosser, A.	1B, bunt	6	0	5-1	W 12-1
4	Feb 20	vs UCF	Shaddy, C.	HBP	5	0	1-5	L 5-9
5	Feb 21	at South Alabama	Gassaway, C.	F9	7	1	3-0	W 7-0
6	Feb 22	vs Maryland	Bonfield, L.	63	7	2	6-10	L 6-13
7	Mar 02	Eastern Illinois	Bonfield, L.	KS	6	1	2-1	W 4-1
7	Mar 02	Eastern Illinois	Shaddy, C.	BB	6	2	3-1	W 4-1
8	Mar 02	Eastern Illinois	Wiggins, B.	3	6	2	8-1	W 8-1
9	Mar 03	Eastern Illinois	Hogan, M.	BB	5	1	6-0	W 7-0
9	Mar 03	Eastern Illinois	Spanberger, C.	63	6	0	7-0	W 7-0
13	Mar 10	Gonzaga	Eagan, C.	53	8	0	2-6	L 2-6
13	Mar 10	Gonzaga	Benintendi, A.	43	9	1	2-6	L 2-6
15	Mar 14	at Vanderbilt	Hogan, M.	KL	8	1	6-3	L 7-8
16	Mar 14	at Vanderbilt	Hogan, M.	F7	6	0	1-7	L 1-9
16	Mar 14	at Vanderbilt	Bonfield, L.	KS	7	1	1-9	L 1-9
18	Mar 17	Southeast Missouri	Bonfield, L.	FC	6	2	1-3	W 4-3
23	Mar 24	vs Memphis	Hogan, M.	3U	7	0	2-4	L 4-5
23	Mar 24	vs Memphis	Nomura, R.	3I	9	0	4-5	L 4-5
25	Mar 26	Ole Miss	Spanberger, C.	E3F	7	2	5-3	W 10-3
25	Mar 26	Ole Miss	Spanberger, C.	FF3	8	2	10-3	W 10-3
26	Mar 27	Ole Miss	Shaddy, C.	KS	4	1	1-4	L 4-5
26	Mar 27	Ole Miss	Spanberger, C.	E6T	5	1	2-5	L 4-5
27	Mar 28	Ole Miss	Spanberger, C.	1B, RBI	5	2	0-2	W 5-2
28	Mar 31	Missouri State	Spanberger, C.	KL	9	1	0-2	L 0-2
29	Apr 03	at Auburn	Shaddy, C.	KS	7	0	6-5	W 10-7
30	Apr 04	at Auburn	Nomura, R.	KS	9	0	2-2	L 2-3
33	Apr 08	Mississippi Valley	Shaddy, C.	HR	5	0	8-0	W 14-0
36	Apr 12	Kentucky	Shaddy, C.	KS	3	2	4-0	W 7-3
38	Apr 15	Stephen F. Austin	Gassaway, C.	HBP	8	1	12-3	W 15-3
40	Apr 18	at Texas A&M	Gassaway, C.	KL	8	1	4-8	W 9-8
42	Apr 24	Mississippi State	Nomura, R.	KS BU	7	0	5-4	W 7-6
42	Apr 24	Mississippi State	Spanberger, C.	KS	8	1	5-6	W 7-6
43	Apr 25	Mississippi State	Shaddy, C.	HBP RBI	4	2	2-0	W 6-1
43	Apr 25	Mississippi State	Spanberger, C.	43 RBI,	7	1	4-1	W 6-1
44	Apr 26	Mississippi State	Shaddy, C.	BB	8	1	1-2	L 1-2
44	Apr 26	Mississippi State	Bonfield, L.	KL	9	1	1-2	L 1-2
45	Apr 30	at Alabama	Spanberger, C.	F9, SF, RBI	9	1	4-1	W 5-1
48	May 08	Tennessee	Shaddy, C.	KL	7	1	4-5	L 4-5
48	May 08	Tennessee	Spanberger, C.	13	9	1	4-5	L 4-5
49	May 10	Tennessee	McAfee, B.	9	3	0	3-1	W 5-2
54	May 19	vs Tennessee	Eagan, C.	43	5	1	0-0	W 2-1
54	May 19	vs Tennessee	Shaddy, C.	KS	7	2	1-0	W 2-1
55	May 20	vs Florida	Shaddy, C.	2B	6	0	3-6	W 7-6
55	May 20	vs Florida	Gassaway, C.	KS	8	1	4-6	W 7-6
56	May 21	vs LSU	Bonfield, L.	KL	7	0	4-10	L 5-10
56	May 21	vs LSU	Spanberger, C.	F8	8	1	5-10	L 5-10

Inning-by-inning Scoring Summary

	1	2	3	4	5	6	7	8	9	EX	Total
Arkansas	34	34	32	41	41	57	37	43	21	0	340
Opponents	23	20	41	22	36	38	39	18	34	1	272

Head Coach Dave Van Horn



PERSONAL

Born: Sept. 17, 1960
 Hometown: Kansas City, Mo.
 Alma Mater: Arkansas (1988)
 Masters of Science: East Texas State Univ. (1992)
 Wife: Karen
 Children: Hollan, Mariel
 Named Head Coach at Arkansas: June 21, 2002

PLAYING HISTORY

1982-1984 Atlanta Braves Organization
 1982 MLB Draft: 10th Rd (Braves)
 1982 Arkansas
 1980-1981 McLennan (Texas) CC

COACHING HONORS

2004 SEC Coach of the Year
 2001 Baseball America National Coach of the Year
 2001 BIG 12 Coach of the Year
 2001 ABCA Midwest Region Coach of the Year
 2000 ABCA Midwest Region Coach of the Year
 1997 Southland Coach of the Year
 1995 Southland Coach of the Year
 1994 NCAA Division II Coach of the Year
 1994 ABCA Central Region Coach of the Year

HALL OF FAME

2013 Inducted into Winnetonka HS HOF
 2012 Inducted into Ban Johnson League HOF
 2001 Inducted into Central Missouri State HOF

Now in his 13th season at the helm of the Arkansas baseball program in 2015, head coach Dave Van Horn has elevated the Razorbacks to one of the nation's premier teams year in and year out. Over his first 12 seasons, Van Horn has led Arkansas to three College World Series appearances, 12 NCAA Tournament berths, one Southeastern Conference overall title, three SEC Western Division championships and averaged more than 40 wins a season.

In 2014, Van Horn led the Razorbacks to their 13th consecutive NCAA Tournament, making the program one of seven teams in the country to advance to the NCAA Tournament each of the last 13 seasons. Arkansas surged into the SEC Tournament as the No. 7 seed after winning six of its final seven regular season games.

Arkansas continued to push its best talent to the next level following the season, as six players were taken in the 2014 Major League Baseball First-Year Player Draft, with five of those signing professional deals. In a testament to the development of players once they arrive on campus, since 2009, 35 of the 36 Arkansas players that have been drafted have improved their draft stock by becoming a Razorback.

Following the 2014 season, Van Horn's coaching duties were far from finished as he became the manager of the USA Baseball Collegiate National Team. Leading the best collegiate players in the country against some of the top teams in the world, Van Horn and Team USA battled the Chinese Taipei in a five-game series, Japan in a three-game set and made trips to The Netherlands and Cuba. The squad finished with an overall record of 18-8-2 and captured the Haarlem-Honkbal Week Championship in The Netherlands.

DVH AGAINST 2015 OPPONENTS

	W/L	Home	Away	Neutral
Alabama	25-19	14-4	9-12	2-3
Auburn	21-18	9-9	12-9	--
Creighton	3-0	2-0	1-0	--
Easter Illinois	24-1	24-1	--	--
Florida	21-15	10-2	8-10	3-3
Georgia	17-13	9-6	8-6	0-1
Gonzaga	2-3	2-2	--	0-1
Kentucky	17-10	10-5	7-5	--
Louisiana State (LSU)	16-31	8-13	7-11	1-7
Louisiana Tech	--	--	--	--
Loyola Marymount	2-1	2-1	--	--
Maryland	0-1	--	--	0-1
Memphis	4-1	--	2-0	2-1
Mississippi State	21-20	10-11	10-8	1-1
Mississippi Valley State	8-0	6-0	--	2-0
Missouri State	13-4	7-3	6-1	--
North Dakota	3-0	0-0	--	--
Oklahoma State	3-3	1-3	1-0	1-0
Ole Miss	20-27	8-13	8-10	4-4
Oral Roberts	11-6	6-3	5-3	--
South Alabama	3-2	1-2	2-0	--
Southeast Missouri State	2-2	2-2	--	--
St. Johns	3-0	3-0	--	--
Stephen F. Austin	6-0	5-0	--	1-0
Tennessee	20-12	9-5	9-6	2-1
Texas A&M	8-6	4-2	3-4	1-0
UCF	0-1	--	--	0-1
Vanderbilt	16-19	10-7	6-8	0-4

VAN HORN'S CAREER NUMBERS

Year	School	Record	Pct.	Conf.	Place	Tourn.	NCAA
1989	Texarkana CC	39-18	.684	NA	NA	NA	--
1990	Texarkana CC	44-14	.759	NA	NA	NA	--
1991	Texarkana CC	45-12	.789	NA	NA	NA	--
1992	Texarkana CC	48-10	.827	NA	1st	NA	--
1993	Texarkana CC	38-18	.678	NA	NA	NA	--
Totals		214-72	.748	--	--	--	--
1994	Central Missouri State	51-11	.823	15-1	1st (Div.)	1st (4-1)	NCAA DII Champs
Totals		51-11	.823	15-1	--	1 (4-1)	--
1995	Northwestern State	37-15	.711	19-5	1st	DNP (0-2)	--
1996	Northwestern State	34-27	.557	14-16	2nd (Div.)	2nd (3-2)	--
1997	Northwestern State	35-23	.603	19-9	1st	DNP (0-2)	--
Totals		106-65	.620	52-30	--	3 (3-6)	--
1998	Nebraska	24-20	.545	10-13	7th	DNQ	DNQ
1999	Nebraska	42-18	.700	16-9	5th	1st (4-0)	NCAA (1-2)
2000	Nebraska	51-17	.750	21-9	2nd	1st (5-1)	NCAA (4-2)
2001	Nebraska	50-16	.758	20-8	1st	1st (4-0)	CWS (5-2)
2002	Nebraska	47-21	.691	16-11	2nd	2nd (3-1)	CWS (5-3)
Totals		214-92	.699	67-39	--	4 (16-2)	4 (15-9)
2003	Arkansas	35-22	.612	14-16	6th West	T-7th (0-2)	NCAA (1-2)
2004	Arkansas	45-24	.652	19-11	T-1st Overall	4th (2-2)	CWS (6-3)
2005	Arkansas	39-22	.636	13-17	T-5th West	T-7th (0-2)	NCAA (2-2)
2006	Arkansas	39-21	.650	18-12	2nd West	T-7th (0-2)	NCAA (1-2)
2007	Arkansas	43-21	.672	18-12	1st West	2nd (3-1)	NCAA (2-2)
2008	Arkansas	34-24	.586	14-15	4th West	DNQ	NCAA (0-2)
2009	Arkansas	41-24	.631	14-15	4th West	4th (2-2)	CWS (7-2)
2010	Arkansas	43-21	.672	18-12	2nd West	T-7th (0-2)	NCAA (3-3)
2011	Arkansas	40-22	.645	15-15	1st West	T-3rd (2-2)	NCAA (2-2)
2012	Arkansas	46-22	.676	16-14	T-2nd West	T-9th (0-2)	CWS (7-3)
2013	Arkansas	39-22	.639	18-11	2nd West	T-3rd (2-1)	NCAA (2-2)
2014	Arkansas	40-25	.615	16-14	4th West	T-3rd (3-2)	NCAA (2-2)
2015	Arkansas	35-22	.590	17-12	3rd West	T-5th (2-2)	--
Totals		519-292	.639	210-176	--	12 (16-22)	12 (35-27)
Career Totals		1,104-532	.674	344-246	--	39-31 (.557)	50-36 (.581)

2015 Numerical Roster

No.	Name	Pos.	B/T	Ht.	Wt.	Cl.	Hometown/HS/Previous School
1	Rick Nomura	INF	S/R	5-9	175	Jr.	Waipahu, Hawaii/Punahou HS/Alvin CC
3	Michael Bernal	INF	R/R	5-11	190	R-Jr.	El Paso, Texas/ J.M. Hanks HS/New Mexico JC
4	Nathan Rodriguez	C	R/R	5-11	205	Fr.	Yorba Linda, Calif./El Dorado HS
5	Brett McAfee	INF	R/R	6-0	195	R-Jr.	Longview, Texas/Pine Tree HS/Panola JC
6	Blake Wiggins	INF/C	R/R	6-1	205	Fr.	Little Rock, Ark./Pulaski Academy HS
7	Bobby Wernes	INF	R/R	6-3	200	Jr.	Overland Park, Kan./Blue Valley West HS/Neosho CC
8	Tyler Spoon	OF/INF	R/R	5-11	190	R-Jr.	Van Buren, Ark./Van Buren HS
9	Clark Eagan	OF/INF	L/R	6-1	190	So.	Appleton, Wis./Appleton North HS
10	Joe Serrano	OF	R/R	6-0	195	Sr.	Tucson, Ariz./Salpointe Catholic HS
11	Keaton McKinney	RHP/1B	R/R	6-5	220	Fr.	Ankeny, Iowa/Centennial HS
12	Max Hogan	INF	L/R	5-10	195	Jr.	Belton, Texas/Belton HS/McLennan CC
13	Josh Alberius	RHP	R/R	5-11	180	R-So.	Little Rock, Ark./Little Rock Christian Academy
14	Matt Campbell	INF	R/R	6-0	180	Jr.	Chesapeake, Va./Hickory HS/McLennan CC
16	Andrew Benintendi	OF	L/L	5-10	180	So.	Cincinnati, Ohio/Madeira HS
17	Luke Bonfield	OF	R/R	6-2	190	Fr.	Skillman, N.J./IMG Academy
20	Carson Shaddy	C/OF	R/R	5-10	180	R-Fr.	Fayetteville, Ark./Fayetteville HS
21	Trey Killian	RHP	R/R	6-3	200	Jr.	Mountain Home, Ark./Mountain Home HS
24	Chad Spanberger	C/1B	L/R	6-2	225	Fr.	Granite City, Ill./Granite City HS
25	Dominic Taccolini	RHP	R/R	6-3	215	So.	Sugar Land, Texas/Kempner HS
26	Jack Benninghoff	OF	R/R	5-11	190	Fr.	Overland Park, Kan./Rockhurst HS
27	Tucker Pennell	C	R/R	6-2	200	Jr.	Georgetown, Texas/Georgetown HS/Temple JC
28	James Teague	RHP	R/R	6-0	190	So.	Bartlesville, Okla./Bartlesville HS
29	Cullen Gassaway	INF	R/R	6-2	215	Jr.	Bedford, Texas/LD Bell HS/Blinn JC
30	Jacob Stone	RHP	R/R	6-1	195	Sr.	Fort Worth, Texas/Boswell HS/Weatherford JC
32	Zach Jackson	RHP	R/R	6-3	215	So.	Berryhill, Okla./Berryhill HS
33	Krisjon Wilkerson	OF	R/R	6-2	220	Sr.	Bay St. Louis, Miss./St. Stanislaus HS/Pearl River CC
34	Parker Sanburn	RHP	R/R	6-1	195	R-Fr.	Kokomo, Ind./Kokomo HS
35	Jackson Lowery	RHP	R/R	6-0	180	R-Sr.	Little Rock, Ark./Pulaski Academy/Meridian CC
36	Cannon Chadwick	RHP	R/R	6-0	200	So.	Paris, Texas/Paris HS/Paris JC
38	Lance Phillips	RHP	R/R	6-4	190	Sr.	Nacogdoches, Texas/Central Heights HS/Bossier Parish CC
39	Kyle Pate	LHP	L/L	6-1	185	Fr.	Fayetteville, Ark./Fayetteville HS
40	Kevin Silky	INF	R/R	6-5	205	Fr.	Dublin, Calif./Dublin HS
41	Darien Simms	OF	L/L	5-7	155	Fr.	Spring, Texas/Northland Christian HS
44	Alex Gosser	C	L/R	6-0	215	So.	North Little Rock, Ark./North Little Rock HS
48	Jonah Patten	RHP	R/R	6-3	195	Fr.	Indianapolis, Ind./Norwell HS
49	Ryan Fant	LHP	R/L	6-5	210	Fr.	Texarkana, Texas/Texas HS

Coaches and Support Staff

Head Coach:	2 Dave Van Horn, 13th Season (Arkansas, 1988)
Assistant Coach:	22 Tony Vitello, 2nd Season (Missouri, 2002)
Assistant Coach:	31 Dave Jorn, 19th Season (SE Missouri State, 1981)
Volunteer Assistant Coach:	45 Christian Kowalchuk, 1st Season (Arkansas, 2011)
Student Asst. Coaches:	18 Tim Carver, 2nd Season
	37 Jake Wise, 1st Season
Director of Operations:	Clay Goodwin
Athletic Trainer:	Corey Wood
Strength & Conditioning	Mike Strouhal
Managers:	Jordan Larkan, Michael McCann, Zach Barr

Pronunciation Guide

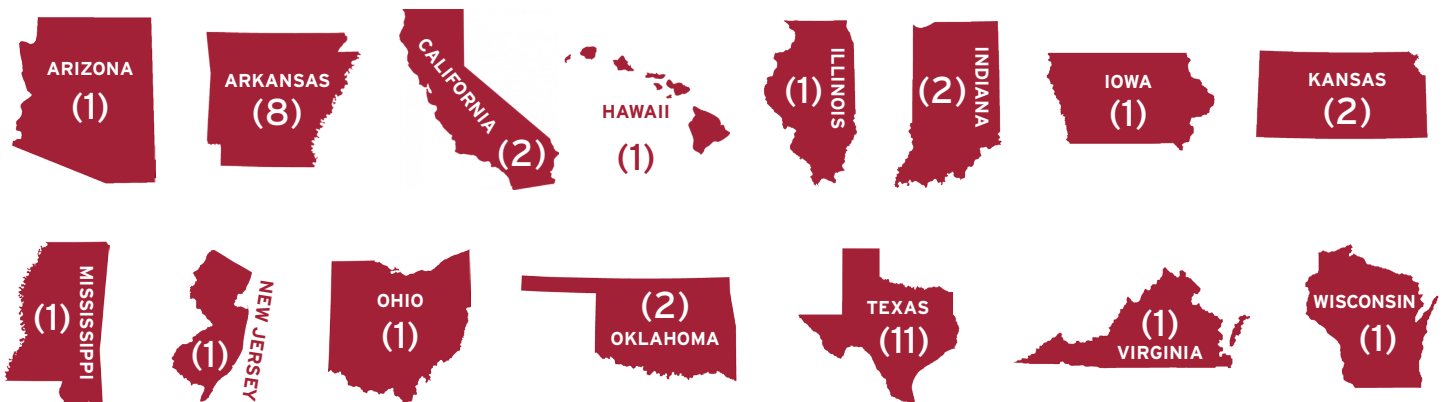
Josh Alberius	al-BEER-ee-us
Andrew Benintendi	ben-in-TEN-dee
Trey Killian	kill-EE-an
Carson Shaddy	shad-EE
Krisjon Wilkerson	CHRIS-john
Tony Vitello	VIE-tell-oh
Rick Nomura	NO-mura
Dominic Taccolini	Dom-i-nick Tac-O-Lee-nee
Tucker Pennell	PEN-el



Roster Breakdown

ALPHABETICAL			BY CLASS			BY POSITION		
No.	Name	Pos.	No.	Name	Cl.	No.	Name	Pos.
46	Josh Alberius	RHP	26	Jack Benninghoff (11)	Fr.	44	Alex Gosser (5)	C
16	Andrew Benintendi	OF	17	Luke Bonfield	Fr.	27	Tucker Pennell	C
26	Jack Benninghoff	OF	49	Ryan Fant	Fr.	4	Nathan Rodriguez	C
3	Michael Bernal	INF	11	Keaton McKinney	Fr.	20	Carson Shaddy	C/OF
17	Luke Bonfield	OF	39	Kyle Pate	Fr.	19	Chad Spanberger	C/IB
14	Matt Campbell	INF	48	Jonah Patten	Fr.	3	Michael Bernal (9)	INF
36	Cannon Chadwick	RHP	4	Nathan Rodriguez	Fr.	14	Matt Campbell	INF
9	Clark Eagan	OF/INF	40	Kevin Silky	Fr.	29	Cullen Gassaway	INF
49	Ryan Fant	LHP	41	Darien Simms	Fr.	12	Max Hogan	INF
29	Cullen Gassaway	INF	19	Chad Spanberger	Fr.	5	Brett McAfee	INF
44	Alex Gosser	C	6	Blake Wiggins	Fr.	1	Rick Nomura	INF
12	Max Hogan	INF	34	Parker Sanburn (2)	R-Fr.	40	Kevin Silky	INF
32	Zach Jackson	RHP	20	Carson Shaddy	R-Fr.	7	Bobby Wernes	INF
21	Trey Killian	RHP	16	Andrew Benintendi (7)	So.	6	Blake Wiggins	INF/C
35	Jackson Lowery	RHP	36	Cannon Chadwick	So.	16	Andrew Benintendi (8)	OF
5	Brett McAfee	INF	9	Clark Eagan	So.	26	Jack Benninghoff	OF
11	Keaton McKinney	RHP/IB	44	Alex Gosser	So.	17	Luke Bonfield	OF
1	Rick Nomura	INF	32	Zach Jackson	So.	9	Clark Eagan	OF/INF
39	Kyle Pate	LHP	25	Dominic Taccolini	So.	10	Joe Serrano	OF
48	Jonah Patten	RHP	28	James Teague	So.	41	Darien Simms	OF
27	Tucker Pennell	C	46	Josh Alberius (1)	R-So.	8	Tyler Spoon	OF
38	Lance Phillips	RHP	14	Matt Campbell (7)	Jr.	33	Krisjon Wilkerson	OF
4	Nathan Rodriguez	C	29	Cullen Gassaway	Jr.	46	Josh Alberius (14)	RHP
34	Parker Sanburn	RHP	12	Max Hogan	Jr.	36	Cannon Chadwick	RHP
10	Joe Serrano	OF	21	Trey Killian	Jr.	49	Ryan Fant	LHP
20	Carson Shaddy	C/OF	1	Rick Nomura	Jr.	32	Zach Jackson	RHP
40	Kevin Silky	INF	27	Tucker Pennell	Jr.	21	Trey Killian	RHP
41	Darien Simms	OF	7	Bobby Wernes	Jr.	35	Jackson Lowery	RHP
19	Chad Spanberger	C/IB	3	Michael Bernal (2)	R-Jr.	11	Keaton McKinney	RHP/IB
8	Tyler Spoon	OF/INF	8	Tyler Spoon	R-Jr.	39	Kyle Pate	LHP
30	Jacob Stone	RHP	5	Brett McAfee (5)	Sr.	48	Jonah Patten	RHP
25	Dominic Taccolini	RHP	50	Lance Phillips	Sr.	50	Lance Phillips	RHP
28	James Teague	RHP	10	Joe Serrano	Sr.	34	Parker Sanburn	RHP
7	Bobby Wernes	INF	30	Jacob Stone	Sr.	30	Jacob Stone	RHP
6	Blake Wiggins	INF/C	33	Krisjon Wilkerson	Sr.	25	Dominic Taccolini	RHP
33	Krisjon Wilkerson	OF	35	Jackson Lowery (1)	R-Sr.	28	James Teague	RHP

PLAYERS BY STATE



Quick Facts

GENERAL INFORMATION

Location: Fayetteville, Arkansas
 Founded: 1871
 Enrollment: 25,365
 Nickname: Razorbacks
 School Colors: Cardinal (PMS 202) and White
 Conference: Southeastern (Western Division)
 Chancellor: Dr. G. David Gearhart (Westminster College, 1974)
 System President: Dr. Donald R. Bobbitt (Arkansas, 1980)
 Athletic Director: Jeff Long (Ohio Wesleyan, 1982)
 Faculty Athletic Rep: Dr. Sharon Hunt (Arkansas, 1973)

BAUM STADIUM

Home Facility: Baum Stadium at George Cole Field
 Capacity: 10,737 (8,237 Chairbacks)
 Largest Crowd: 11,742 vs. Auburn (April 26, 2014)
 Stadium Opening: April 13, 1996
 Dedication: May 3, 1996
 Field Dimension: LL - 320, LC - 375, CF - 400, RC - 365, RL - 320
 Surface: Grass

COACHING STAFF

Head Coach: Dave Van Horn (Arkansas, 1988)
 Record at Arkansas: 519-292 (13th season)
 Overall Division I Record: 839-449 (21st season)
 Overall as a Head Coach: 1,104-532 (27th season)
 Van Horn's DI Postseason App. (Total/at UA): 16/12
 Van Horn's College World Series Appearances: 5
 (Neb: 2001, 2002; Ark: 2004, 2009, 2012)
 Assistant Coach/Recruiting Coord.: Tony Vitello (Missouri, 2002)
 Pitching Coach: Dave Jorn (SE Missouri St., 1981)
 Volunteer Assist. Coach: Christian Kowalchuk (Arkansas, 2011)
 Student Asst. Coaches: Tim Carver, Jake Wise
 Dir. of Baseball Operations: Clay Goodwin (Arkansas, 2005)
 Athletic Trainer: Corey Wood (East Carolina, 2008)
 Strength & Conditioning: Mike Strouhal
 Managers: Jordan Larkan
 Michael McCann

HISTORY

First Year of Arkansas Baseball: 1897
 Years of Varsity Baseball at Arkansas: 92
 (1897, 1901-03, 05, 08-16, 19-20, 22-29, 47-14)
 All-Time Program Record: 2,072-1,312-6 (.611)
 All-Time Conference Record/Years: SEC: 354-337 (.506)/23
 SWC: 264-205 (.563)/24
 Combined: 619-539 (.531)/47
 Conference Titles/Years: SEC Overall: 2/1999, 2004
 SEC Western Division: 4/1999, 2004, 2007, 2011
 SWC: 2/1989, 1990
 Conference Tournament Record/Years: SEC: 28-37 (.420)/21
 SWC: 18-25 (.419)/14
 Combined: 46-62 (.423)/35
 Conference Tournament Titles/Years: SEC: None
 SWC: 1/1985
 NCAA Postseason Appearances: 28
 (1973, 79-80, 83, 85-90, 95-96, 98-99, 2002-15)
 NCAA Postseason Record: 66-58 (.532)
 College World Series Appearances: 7
 (1979, 1985, 1987, 1989, 2004, 2009, 2012)
 College World Series Record: 11-14 (.440)
 NCAA Super Regional Appearances: 5
 (2002, 2004, 2009, 2010, 2012)
 NCAA Super Regional Record: 7-5 (.583)
 NCAA Regional Appearances: 26
 NCAA Regional Record: 48-39 (.551)
 Overall NCAA Regional Hosts: 5 (1999, 2004, 2006, 2007, 2010)
 Best NCAA Finish: 1979 National Runner-up

GAME CREDENTIALS

Members of the media should contact David Beall to request individual game credentials for Razorback baseball home games. Credential requests should be made no later than noon (CT) the day before the scheduled contest and should be directed by e-mail to David Beall. Credential requests for away games should be made to the communications contact of the home team. Only fully accredited personnel directly involved in the coverage of the game will be admitted. Credentials are non-transferable.

INTERVIEW POLICY

Please direct all requests for interviews with coaches and players to David Beall. For home SEC weekends, Coach Dave Van Horn will hold his weekly press conference on Thursday with players and assistant coaches available following Thursday's practice. On road SEC weekends, Coach Van Horn will hold his weekly press conference on Wednesday with players and assistant coaches available following Wednesday's practice. Players are not available for interviews on gamedays, except for post-game interviews. Post-game press conferences are held in the indoor batting cages located down the third base line. Coach Van Horn will address the media first, followed by the two or three most requested Razorback players. In the event of a doubleheader, the only Arkansas player available between games for interviews is the starting pitcher of game one. The Arkansas clubhouse is off limits to the media at all times.

E-MAIL UPDATES

Members of the media may request to be added to the Arkansas communications baseball e-mail group. Subscribers will receive game notes, game stories and other information. To subscribe, send a request to David Beall. Please identify yourself and your organization in your request as this service is only available to members of the media.

GAMEDAY MEDIA SERVICES

The Arkansas communications staff provides scorecards, rosters, updated statistics and results for each team in the Baum Stadium press box prior to home games. Box scores, play-by-play and any postgame notes are disseminated approximately 10 minutes after the conclusion of the game. An Associated Press-style game story is also produced by the communications office. Members of the media may request these stories be sent to their organization via e-mail by contacting a member of the communications office.

RAZORBACK SPORTS NETWORK

For the 24th consecutive season, every pitch of the Arkansas baseball season can be heard on the Razorback Sports Network from IMG College. The network spans the state of Arkansas and can also be heard in neighboring states as well as across the globe via the internet. The Razorback Baseball Radio Network is one of the largest collegiate baseball radio networks in the nation. With more than 20 affiliates, Razorback baseball games are never more than a dial away no matter where an Arkansas fan resides.

PHOTOGRAPHERS

No cameras are allowed on the Baum Stadium playing surface during games. Photographers are encouraged to use the photo wells at the end of each dugout and behind home plate.

RADIO AFFILIATES FROM IMG

Arkadelphia	KYXK-FM	106.9
Conway	KASR-FM	92.7
Crossett	KAGH-FM	104.9
El Dorado	KELD-FM	106.5
Fayetteville	KQSM-FM	92.1
Forrest City	KXJK-AM	950
Fort Smith	KHGG-FM	103.1
Fort Smith	KHGG-AM	1580
Glenwood	KWXI-FM	98.9
Glenwood	KWXI-AM	670
Helena	KFFA-AM	1360
Helena	KFFA-FM	103.1
Hope	KXAR-AM	(SEC Games) 1490
Little Rock	KABZ-FM	103.7
Little Rock	KHLR-FM	106.7
Marshall	KBCN-FM	104.3
Mena	KTTG-FM	96.3
Prescott	KTPA-AM	(SEC Games) 1370
Rogers	KURM-AM	790
Rogers	KURM-FM	100.3
Russellville	KARV-AM	610
Russellville	KARV-FM	101.3
Stuttgart	KWAK-FM	105.5
Texarkana, TX	KKTK-AM	1400



GAME-BY-GAME HITTING

Date	Opponent	AB	R	H	RBI	2B	3B	HR	BB	IBB	SB	CS	HBP	SAC	SF	GDP	K	PO	A	E	Avg
Feb 13, 2015	NORTH DAKOTA	39	11	18	8	3	1	0	4	0	3	1	0	0	1	0	3	27	9	0	.462
Feb 14, 2015	NORTH DAKOTA	39	13	16	12	4	3	4	6	0	0	1	2	0	1	1	3	27	11	0	.436
Feb 14, 2015	NORTH DAKOTA	36	12	14	11	2	1	0	4	0	0	1	2	0	1	0	8	27	11	0	.421
Feb 20, 2015	vs UCF	35	5	11	5	1	0	2	4	0	0	1	1	0	1	1	7	27	7	1	.396
Feb 21, 2015	at South Alabama	39	7	14	5	3	0	0	2	0	2	0	1	1	0	1	6	27	15	0	.388
Feb 22, 2015	vs Maryland	36	6	10	6	0	0	2	3	0	0	0	0	0	0	1	6	24	13	5	.371
Mar 02, 2015	EASTERN ILLINOIS	24	4	7	3	1	1	0	4	0	0	0	0	0	0	1	5	21	11	0	.363
Mar 02, 2015	EASTERN ILLINOIS	22	8	5	8	1	0	2	7	0	1	0	0	0	1	0	5	21	9	1	.352
Mar 03, 2015	EASTERN ILLINOIS	27	7	9	3	1	0	1	10	0	1	0	0	1	0	2	6	27	10	0	.350
Mar 06, 2015	LOYOLA MARYMOUNT	28	2	8	1	1	0	0	4	0	0	2	0	0	0	0	9	27	4	1	.345
Mar 07, 2015	LOYOLA MARYMOUNT	34	13	14	11	1	0	1	5	0	3	0	1	0	2	2	4	27	14	1	.351
Mar 08, 2015	LOYOLA MARYMOUNT	29	0	3	0	0	0	0	5	0	0	0	2	0	0	1	3	27	13	0	.332
Mar 10, 2015	GONZAGA	30	2	4	1	1	1	0	6	0	0	0	0	1	0	1	7	27	9	0	.318
Mar 11, 2015	GONZAGA	36	5	10	5	3	1	2	0	0	0	1	0	0	0	1	2	27	17	3	.315
Mar 14, 2015	at Vanderbilt	46	7	12	7	2	1	2	3	0	0	0	1	0	2	1	14	34	7	2	.310
Mar 14, 2015	at Vanderbilt	32	1	7	1	2	0	1	2	0	0	0	0	0	0	2	13	24	11	2	.305
Mar 15, 2015	at Vanderbilt	28	0	3	0	0	0	0	4	0	1	0	2	1	0	1	7	25	5	0	.295
Mar 17, 2015	SOUTHEAST MISSOURI	31	4	8	4	4	0	0	6	0	1	0	3	0	0	0	7	27	11	2	.293
Mar 18, 2015	SOUTHEAST MISSOURI	37	11	12	9	3	0	1	10	0	1	1	0	0	1	1	7	27	16	2	.295
Mar 19, 2015	LSU	34	5	11	4	0	0	0	6	0	2	0	1	1	0	0	6	27	14	0	.296
Mar 20, 2015	LSU	32	3	7	3	0	0	1	3	0	1	0	0	0	1	1	7	27	17	1	.293
Mar 21, 2015	LSU	34	4	10	4	2	0	1	7	0	0	1	4	0	0	1	6	27	13	0	.293
Mar 24, 2015	vs Memphis	35	4	9	4	1	0	2	1	0	0	0	1	0	0	0	2	27	13	1	.291
Mar 25, 2015	at Memphis	32	7	8	6	2	1	1	7	0	3	0	0	1	1	1	6	27	17	2	.289
Mar 26, 2015	OLE MISS	37	10	15	9	4	1	0	1	0	3	0	0	1	3	0	4	27	7	0	.294
Mar 27, 2015	OLE MISS	36	4	9	4	0	0	1	4	0	3	1	1	1	0	0	10	27	7	0	.293
Mar 28, 2015	OLE MISS	30	5	7	4	0	0	1	4	0	1	0	2	0	0	0	7	27	9	2	.291
Mar 31, 2015	MISSOURI STATE	32	0	6	0	3	0	0	4	0	0	0	0	0	0	1	8	27	12	1	.287
Apr 03, 2015	at Auburn	37	10	13	10	4	0	2	1	0	2	1	1	0	1	1	6	27	9	1	.290
Apr 04, 2015	at Auburn	32	2	6	1	3	0	0	2	2	1	0	0	0	0	1	9	25	15	2	.286
Apr 05, 2015	at Auburn	38	6	11	6	1	0	1	7	2	1	0	0	1	0	0	3	27	14	0	.286
Apr 07, 2015	MISSISSIPPI VALLEY	35	8	11	8	1	1	1	5	0	0	0	2	0	0	1	4	27	12	0	.287
Apr 08, 2015	MISSISSIPPI VALLEY	41	14	17	14	3	0	3	8	0	0	0	1	0	0	0	6	27	7	1	.292
Apr 10, 2015	KENTUCKY	34	5	11	4	0	0	2	4	0	1	0	0	0	0	0	7	27	15	1	.293
Apr 11, 2015	KENTUCKY	35	4	7	2	3	0	0	2	0	0	0	1	0	0	0	6	27	13	1	.290
Apr 12, 2015	KENTUCKY	31	7	13	7	1	0	1	2	0	0	1	2	2	0	2	3	27	14	0	.293
Apr 14, 2015	STEPHEN F. AUSTIN	30	8	10	7	2	1	0	7	0	0	0	1	0	2	2	2	27	17	0	.294
Apr 15, 2015	STEPHEN F. AUSTIN	35	15	15	14	4	1	1	7	0	4	0	1	1	1	1	4	27	11	0	.298
Apr 18, 2015	at Texas A&M	35	6	8	6	0	0	1	5	0	0	1	0	0	0	0	14	24	9	0	.296
Apr 18, 2015	at Texas A&M	41	9	14	8	3	1	0	4	0	2	0	1	0	0	0	9	27	12	1	.298
Apr 19, 2015	at Texas A&M	31	8	9	8	2	0	0	3	0	2	0	0	1	1	0	7	21	8	0	.297
Apr 24, 2015	MISSISSIPPI STATE	30	7	9	6	2	0	1	7	0	1	0	1	1	0	3	10	27	9	0	.298
Apr 25, 2015	MISSISSIPPI STATE	30	6	8	6	2	0	0	5	1	0	0	2	1	0	1	5	27	14	0	.297
Apr 26, 2015	MISSISSIPPI STATE	32	1	6	1	0	0	0	4	0	1	0	2	0	0	1	8	27	18	2	.295
Apr 30, 2015	at Alabama	34	5	9	4	3	0	1	2	0	0	1	0	0	1	1	5	27	5	1	.294
May 1, 2015	at Alabama	33	8	7	6	2	0	0	6	0	2	0	1	0	0	1	7	27	9	0	.292
May 2, 2015	at Alabama	32	4	9	4	3	0	2	4	0	0	2	0	1	1	0	7	27	15	1	.292
May 08, 2015	TENNESSEE	33	4	8	4	1	0	2	3	0	0	1	0	1	0	0	7	27	10	1	.291
May 10, 2015	TENNESSEE	26	5	9	4	1	0	1	0	0	0	0	2	0	0	0	5	21	13	1	.292
May 12, 2015	at Creighton	35	6	12	4	1	1	1	6	0	0	3	0	0	0	2	6	27	11	1	.293
May 14, 2015	at Georgia	33	1	8	1	0	0	0	2	0	0	0	2	0	0	2	8	24	8	4	.292
May 15, 2015	at Georgia	40	9	13	6	3	0	2	1	0	1	0	1	3	1	0	6	27	14	0	.293
May 16, 2015	at Georgia	33	8	9	8	3	0	0	4	0	1	0	2	1	1	1	3	27	14	0	.292
May 19, 2015	vs Tennessee	34	2	10	2	2	0	0	5	0	1	1	4	1	0	0	8	27	10	0	.292
May 20, 2015	vs Florida	34	7	10	7	1	1	2	7	1	0	1	2	0	1	1	11	27	14	2	.292
May 21, 2015	vs LSU	35	5	8	4	0	0	0	3	0	0	0	0	0	0	0	6	27	8	6	.291
May 22, 2015	vs Florida	22	0	3	0	0	0	0	3	0	2	0	0	1	0	1	11	20	12	1	.289
Totals		1901	340	550	300	96	17	49	245	6	48	22	53	23	25	43	371	1499	652	54	.289

GAME-BY-GAME PITCHING

Date	Opponent	IP	H	R	ER	BB	SO	2B	3B	HR	WP	BK	HBP	DP	IBB	Score	W	L	SV	ERA
Feb 13, 2015	NORTH DAKOTA	9.0	7	4	4	5	13	2	0	0	0	0	2	0	0	11-4	1	0	0	4.00
Feb 14, 2015	NORTH DAKOTA	9.0	5	2	2	1	13	0	0	1	0	0	1	1	0	13-2	2	0	0	3.00
Feb 14, 2015	NORTH DAKOTA	9.0	7	1	1	4	13	0	0	0	0	0	1	2	0	12-1	3	0	0	2.33
Feb 20, 2015	vs UCF	9.0	13	9	9	7	11	4	0	1	2	0	1	0	0	5-9	3	1	0	4.00
Feb 21, 2015	at South Alabama	9.0	5	0	0	9	4	0	0	0	1	0	0	5	0	7-0	4	1	0	3.20
Feb 22, 2015	vs Maryland	8.0	13	13	7	4	7	1	0	0	2	1	3	1	0	6-13	4	2	0	3.91
Mar 02, 2015	EASTERN ILLINOIS	7.0	3	1	1	3	5	0	0	0	2	0	2	3	0	4-1	5	2	1	3.60
Mar 02, 2015	EASTERN ILLINOIS	7.0	3	1	0	5	7	0	0	0	0	0	0	1	0	8-1	6	2	1	3.22
Mar 03, 2015	EASTERN ILLINOIS	9.0	2	0	0	4	10	0	0	0	1	1	1	0	0	7-0	7	2	1	2.84
Mar 06, 2015	LOYOLA MARYMOUNT	9.0	5	1	1	1	8	0	0	0	1	1	1	0	0	2-1	8	2	1	2.65
Mar 07, 2015	LOYOLA MARYMOUNT	9.0	7	7	6	3	13	2	0	1	1	0	3	1	0	13-7	9	2	1	2.97
Mar 08, 2015	LOYOLA MARYMOUNT	9.0	11	9	9	5	6	1	0	4	0	0	2	0	0	0-9	9	3	1	3.50
Mar 10, 2015	GONZAGA	9.0	7	6	6	6	10	2	0	1	1	0	1	1	1	2-6	9	4	1	3.70
Mar 11, 2015	GONZAGA	9.0	10	15	14	13	6	0	0	0	4	0	3	3	0	5-15	9	5	1	4.46
Mar 14, 2015	at Vanderbilt	11.1	11	8	5	9	15	1	1	1	1	0	1	1	0	7-8	9	6	1	4.42
Mar 14, 2015	at Vanderbilt	8.0	13	9	5	6	7	3	0	1	1	0	5	1	0	1-9	9	7	1	4.49
Mar 15, 2015	at Vanderbilt	8.1	3	1	1	2	8	1	0	0	0	0	0	0	2	0-1	9	8	1	4.30
Mar 17, 2015	SOUTHEAST MISSOURI	9.0	5	3	1	5	8	0	0	0	0	0	0	0	0	4-3	10	8	1	4.11
Mar 18, 2015	SOUTHEAST MISSOURI	9.0	14	12	10	6	5	2	0	1	1	0	1	2	0	11-12	10	9	1	4.43
Mar 19, 2015	LSU	9.0	7	1	1	1	6	1	0	1	0	0	0	2	0	5-1	11	9	2	4.25
Mar 20, 2015	LSU	9.0	21	16	16	7	2	1	1	1	0	0	1	2	0	3-16	11	10	2	4.82
Mar 21, 2015	LSU	9.0	15	7	7	4	3	3	0	2	0	0	1	1	0	4-7	11	11	2	4.93
Mar 24, 2015	vs Memphis	9.0	9	5	5	1	8	4	1	0	0	0	1	0	0	4-5	11	12	2	4.93
Mar 25, 2015	at Memphis	9.0	11	3	2	2	3	1	0	0	1	0	1	2	0	7-3	12	12	2	4.80
Mar 26, 2015	OLE MISS	9.0	5	3	3	8	14	0	0	0	0	0	1	1	0	10-3	13	12	2	4.73
Mar 27, 2015	OLE MISS	9.0	9	5	5	6	9	0	0	2	1	0	1	0	0	4-5	13	13	2	4.74
Mar 28, 2015	OLE MISS	9.0	7	2	1	5	12	1	0	0	1	0	0	0	0	5-2	14	13	3	4.60
Mar 31, 2015	MISSOURI STATE	9.0	6	2	1	3	9	2	0	0	0	1	3	0	0	0-2	14	14	3	4.47
Apr 03, 2015	at Auburn	9.0	10	7	6	6	8	3	0	0	0	0	0	0	1	10-7	15	14	3	4.52
Apr 04, 2015	at Auburn	8.1	7	3	1	4	3	0	0	0	0	0	2	1	1	2-3	15	15	3	4.42
Apr 05, 2015	at Auburn	9.0	11	4	4	6	2	2	0	0	0	0	2	2	0	6-4	16	15	4	4.40
Apr 07, 2015	MISSISSIPPI VALLEY	9.0	3	1	1	2	10	0	0	1	0	0	1	0	0	8-1	17	15	4	4.29
Apr 08, 2015	MISSISSIPPI VALLEY	9.0	9	0	0	5	12	0	0	0	1	0	1	1	0	14-0	18	15	4	4.16
Apr 10, 2015	KENTUCKY	9.0	9	3	3	3	6	1	0	1	0	0	2	2	0	5-3	19	15	5	4.13
Apr 11, 2015	KENTUCKY	9.0	15	16	16	11	8	1	1	1	3	0	6	4	0	4-16	19	16	5	4.47
Apr 12, 2015	KENTUCKY	9.0	5	3	3	1	5	0	0	1	0	0	0	1	0	7-3	20	16	5	4.43
Apr 14, 2015	STEPHEN F. AUSTIN	9.0	8	2	2	2	6	0	0	1	1	0	0	1	0	8-2	21	16	5	4.36
Apr 15, 2015	STEPHEN F. AUSTIN	9.0	9	3	3	5	4	0	0	1	0	0	1	2	0	15-3	22	16	5	4.33
Apr 18, 2015	at Texas A&M	8.0	16	13	13	4	6	6	0	1	1	2	2	1	0	6-13	22	17	5	4.57
Apr 18, 2015	at Texas A&M	9.0	8	8	8	7	9	0	0	2	2	0	2	0	0	9-8	23	17	6	4.65
Apr 19, 2015	at Texas A&M	7.0	7	2	2	6	6	1	0	0	0	0	0	1	0	8-2	24	17	6	4.61
Apr 24, 2015	MISSISSIPPI STATE	9.0	15	6	6	3	11	1	0	1	0	0	1	0	0	7-6	25	17	6	4.65
Apr 25, 2015	MISSISSIPPI STATE	9.0	4	1	1	5	7	1	0	0	5	0	1	0	0	6-1	26	17	6	4.56
Apr 26, 2015	MISSISSIPPI STATE	9.0	11	2	1	3	1	0	0	0	1	0	0	1	0	1-2	26	18	6	4.48
Apr 30, 2015	at Alabama	9.0	8	1	1	2	14	2	0	0	3	0	0	0	0	5-1	27	18	7	4.40
May 1, 2015	at Alabama	9.0	12	4	3	7	12	1	0	0	0	0	0	1	0	8-4	28	18	8	4.37
May 2, 2015	at Alabama	9.0	2	0	0	1	2	0	0	0	0	0	0	1	0	4-0	29	18	8	4.27
May 08, 2015	TENNESSEE	9.0	10	5	4	2	8	2	0	1	1	0	2	1	0	4-5	29	19	8	4.27
May 10, 2015	TENNESSEE	7.0	3	2	2	0	3	0	0	1	0	0	0	0	0	5-2	30	19	9	4.24
May 12, 2015	at Creighton	9.0	7	2	2	2	4	1	0	0	0	0	1	1	0	6-2	31	19	10	4.19
May 14, 2015	at Georgia	8.0	9	10	7	7	8	3	0	0	0	0	1	0	0	1-10	31	20	10	4.26
May 15, 2015	at Georgia	9.0	5	0	0	5	6	2	0	0	0	0	0	2	0	9-0	32	20	10	4.18
May 16, 2015	at Georgia	9.0	6	1	1	1	10	1	1	0	0	0	1	0	0	8-1	33	20	10	4.11
May 19, 2015	vs Tennessee	9.0	4	1	1	0	7	2	0	0	0	0	1	0	0	2-1	34	20	10	4.05
May 20, 2015	vs Florida	9.0	8	6	6	6	6	3	0	0	3	0	2	2	0	7-6	35	20	11	4.09
May 21, 2015	vs LSU	9.0	12	10	3	1	4	4	0	0	1	1	0	0	0	5-10	35	21	11	4.07
May 22, 2015	vs Florida	6.2	11	10	8	5	2	1	1	0	1	0	1	1	0	0-10	35	22	11	4.16
Totals		499.2	478	272	231	247	425	70	6	29	44	7	67	56	5	340-272	35	22	11	4.16



PITCHERS / GAME-BY-GAME

11 • Keaton McKinney

Innings: 9.0, 2x, last at Alabama (05/03/15)
Strikeouts: 5 vs Kentucky (04/12/15)

Date	Opponent	S/R	Result	IP	H	R-ER	BB-K
02/13	North Dakota	R	--	3.1	4	1-1	1-2
02/22	Maryland	S	--	5.0	3	1-1	2-4
03/03	E. Illinois	S	W	4.0	1	0-0	3-3
03/08	Loyola Marymount	S	L	3.1	3	4-4	1-3
03/14	Vanderbilt	S	--	2.0	6	3-3	1-1
03/17	SE Missouri State	S	--	5.0	1	1-1	3-3
03/20	LSU	R	--	1.0	5	4-4	1-0
03/25	Memphis	S	--	4.0	6	2-1	1-2
03/28	Ole Miss	S	--	3.0	1	1-0	2-4
03/31	Missouri State	R	--	2.0	0	0-0	1-2
04/05	Auburn	S	--	3.1	5	2-2	2-0
04/12	Kentucky	S	W	9.0	5	3-3	1-5
04/19	Texas A&M	S	W	5.1	7	2-2	4-3
04/26	Mississippi State	S	--	5.1	6	1-0	2-1
05/02	Alabama	S	W	9.0	2	0-0	1-2
05/10	Tennessee	S	W	4.2	3	2-2	0-2
05/15	Georgia	S	W	7.0	4	0-0	3-4
05/20	Florida	S	--	1.0	0	3-3	3-1

13 • Josh Alberius

Innings: 4.0 vs Memphis (03/24/15)
Strikeouts: 3, 3x, last vs Memphis (03/24/15)

Date	Opponent	S/R	Result	IP	H	R-ER	BB-K
02/14	North Dakota	R	--	0.2	0	0-0	1-1
02/22	Maryland	R	--	1.0	1	1-1	0-1
03/02	E. Illinois	R	W	3.0	0	0-0	0-2
03/08	Loyola Marymount	R	--	1.0	0	0-0	0-1
03/10	Gonzaga	R	L	2.2	4	1-1	0-3
03/11	Gonzaga	R	--	0.1	2	0-0	1-0
03/15	Vanderbilt	R	L	1.1	2	1-1	0-2
03/17	SE Missouri State	R	--	1.0	1	0-0	1-0
03/20	LSU	R	--	2.0	1	0-0	0-0
03/24	Memphis	R	--	4.0	3	0-0	0-3
03/27	Ole Miss	R	--	1.0	1	0-0	0-0
03/28	Ole Miss	R	--	0.2	0	0-0	2-0
04/05	Auburn	R	--	1.0	2	1-1	1-0
04/07	Miss Valley State	R	--	3.0	2	1-1	0-3
04/14	Stephen F. Austin	R	--	1.0	0	0-0	1-0
04/26	Mississippi State	R	--	0.2	1	0-0	0-0
05/12	Creighton	R	--	1.1	2	1-1	0-1
05/16	Georgia	R	--	2.0	0	0-0	0-1
05/20	Florida	R	--	0.2	3	3-3	1-1
05/22	Florida	R	--	1.0	2	3-3	2-0

21 • Trey Killian

Innings: 9.0 vs Alabama (03/22/14)
Strikeouts: 9, 3x, last at Alabama (04/30/15)

Date	Opponent	S/R	Result	IP	H	R-ER	BB-K
03/06	Loyola Marymount	S	--	3.2	4	1-1	0-3
03/15	Vanderbilt	S	--	7.0	0	0-0	0-6
03/21	LSU	S	L	6.0	9	3-3	1-1
03/27	Ole Miss	S	L	5.0	6	5-5	4-6
04/03	Auburn	S	--	6.0	8	5-4	2-3
04/10	Kentucky	S	W	6.0	6	1-1	2-4
04/18	Texas A&M	S	L	4.2	11	11-11	2-3
04/24	Mississippi State	S	--	5.1	9	4-4	2-4
04/30	Alabama	S	W	6.1	7	1-1	1-9
04/08	Tennessee	S	--	6.0	6	2-1	2-3
05/14	Georgia	S	L	5.0	6	5-4	4-3
05/19	Tennessee	S	--	7.2	4	1-1	0-5

25 • Dominic Taccolini

Innings: 7.0, 2x, last at Auburn (04/04/15)
Strikeouts: 9 vs Loyola Marymount (03/07/15)

Date	Opponent	S/R	Result	IP	H	R-ER	BB-K
02/14	North Dakota	S	W	6.0	4	2-2	0-8
02/20	UCF	S	L	4.0	4	3-3	3-6
03/02	Eastern Illinois	S	W	6.0	2	1-1	2-4
03/07	Loyola Marymount	S	W	7.0	5	2-2	0-9
03/14	Vanderbilt	S	L	4.2	8	7-3	3-2
03/19	LSU	S	W	6.0	6	1-1	1-2
03/26	Ole Miss	S	W	5.2	3	3-3	6-7
04/04	Auburn	S	--	7.0	5	2-1	3-3
04/11	Kentucky	S	L	2.2	6	8-8	4-3
04/18	Texas A&M	S	--	5.1	7	6-6	4-6
04/25	Mississippi State	S	W	6.2	4	1-1	4-5
05/01	Alabama	S	--	4.0	3	2-2	5-6
05/10	Tennessee	R	S	2.1	0	0-0	0-1
05/12	Creighton	R	S	2.2	2	0-0	0-2
05/15	Georgia	R	--	2.0	1	0-0	2-2
05/20	Florida	R	--	3.0	2	0-0	2-1
05/22	Florida	S	L	2.0	5	5-4	2-0

28 • James Teague

Innings: 7.0 vs Stephen F. Austin (04/14/15)
Strikeouts: 6 vs Miss Valley State (04/08/15)

Date	Opponent	S/R	Result	IP	H	R-ER	BB-K
02/13	North Dakota	S	--	2.1	1	3-3	2-3
02/20	UCF	R	--	2.2	4	2-2	3-4
03/02	Eastern Illinois	R	--	0.1	0	0-0	1-0
03/10	Gonzaga	S	--	3.0	0	2-2	4-2
03/14	Vanderbilt	R	--	2.1	1	0-0	1-4
03/20	LSU	S	L	3.0	7	4-4	2-0
03/25	Memphis	R	W	5.0	5	1-1	1-1
03/31	Missouri State	S	L	4.0	3	2-1	2-5
04/05	Auburn	R	--	1.2	1	0-0	1-0
04/08	Miss Valley State	S	W	4.0	2	0-0	3-6
04/14	Stephen F. Austin	S	W	7.0	6	1-1	1-4
04/18	Texas A&M	R	S	0.2	0	0-0	0-1
04/25	Mississippi State	R	--	2.0	0	0-0	1-2
04/26	Mississippi State	R	--	0.1	0	0-0	0-0
05/01	Alabama	R	S	2.1	4	1-1	2-3
04/08	Tennessee	R	L	0.1	4	3-3	0-1
05/12	Creighton	S	--	2.0	0	0-0	0-1
05/16	Georgia	S	W	4.1	3	0-0	0-4
05/21	LSU	S	L	2.0	6	6-2	1-0

30 • Jacob Stone

Innings: 5.0, 2x, last vs Stephen F. Austin (04/15/15)
Strikeouts: 5 vs Miss Valley State (04/07/15)

Date	Opponent	S/R	Result	IP	H	R-ER	BB-K
02/14	North Dakota	R	--	1.1	0	0-0	1-1
02/22	Maryland	R	L	0.2	6	6-6	0-1
03/02	Eastern Illinois	R	S	1.0	1	0-0	1-1
03/08	Loyola Marymount	R	--	1.0	1	0-0	0-0
03/10	Gonzaga	R	--	2.0	2	2-2	2-2
03/14	Vanderbilt	R	L	2.2	2	1-1	2-3
03/17	SE Missouri State	R	W	1.0	0	0-0	0-1
03/18	SE Missouri State	R	--	1.0	0	0-0	1-0
03/21	LSU	R	--	2.0	3	2-2	2-2
03/27	Ole Miss	R	--	2.0	1	0-0	2-3
04/04	Auburn	R	--	0.0	0	0-0	1-0
04/07	Miss Valley State	S	W	5.0	1	0-0	2-5
04/11	Kentucky	R	--	2.1	5	4-4	2-2
04/15	Stephen F. Austin	S	W	5.0	3	0-0	1-3
04/18	Texas A&M	R	--	1.0	1	1-1	1-0
05/14	Georgia	R	--	1.0	2	3-3	2-1

05/21	LSU	R	--	2.0	2	0-0	0-3
05/22	Florida	R	--	0.2	1	0-0	0-0

32 • Zach Jacksonn

Innings: 5.1 vs Loyola Marymount (03/05/15)
Strikeouts: 8 vs North Dakota (02/14/15)

Date	Opponent	S/R	Result	IP	H	R-ER	BB-K
02/14	North Dakota	S	W	4.0	5	1-1	2-8
02/21	South Alabama	S	--	3.0	3	0-0	5-2
03/02	Eastern Illinois	S	--	1.2	1	0-0	4-2
03/06	Loyola Marymount	R	W	5.1	1	0-0	1-5
03/14	Vanderbilt	R	--	4.1	2	4-1	5-7
03/19	LSU	R	S	3.0	1	0-0	0-4
03/21	LSU	R	--	1.0	3	2-2	1-0
03/26	Ole Miss	R	--	2.1	2	0-0	2-6
03/28	Ole Miss	R	S	2.1	1	0-0	1-3
04/03	Auburn	R	W	3.0	2	2-2	2-4
04/05	Auburn	R	S	0.2	1	0-0	1-1
04/10	Kentucky	R	S	3.0	3	2-2	1-2
04/18	Texas A&M	R	--	0.1	1	2-2	2-1
04/19	Texas A&M	R	--	1.2	0	0-0	2-3
04/25	Mississippi State	R	W	3.2	6	2-2	1-7
04/30	Alabama	R	S	2.2	1	0-0	1-5
04/08	Tennessee	R	--	2.2	0	0-0	0-4
05/16	Georgia	R	--	1.0	1	0-0	0-2
05/19	Tennessee	R	W	1.1	0	0-0	0-2
05/20	Florida	R	S	1.0	1	0-0	0-1

34 • Parker Sanburnn

Innings: 2.0 vs North Dakota (02/14/15)
Strikeouts: 3, 3x, last vs Miss Valley State (04/08/15)

Date	Opponent	S/R	Result	IP	H	R-ER	BB-K
02/14	North Dakota	R	--	2.0	0	0-0	1-3
02/21	South Alabamwea	R	--	1.0	0	0-0	0-1
02/22	Maryland	R	--	1.0	1	1-1	1-0
03/03	Eastern Illinois	R	--	1.0	0	0-0	0-1
03/07	Loyola Marymount	R	--	1.1	1	4-3	1-3
03/11	Gonzaga	R	L	0.0	0	2-2	2-0
03/14	Vanderbilt	R	--	0.1	2	2-2	1-1
03/18	SE Missouri State	R	--	0.1	3	4-4	2-0
04/08	Miss Valley State	R	--	1.0	1	0-0	0-3
04/11	Kentucky	R	--	0.1	2	3-3	1-1
05/14	Georgia	R	--	0.1	0	0-0	0-0

35 • Jackson Lowery

Innings: 3.2 vs UNLV (04/08/14)
Strikeouts: 5, 2x, last vs Ole Miss (03/28/15)

Date	Opponent	S/R	Result	IP	H	R-ER	BB-K
02/14	North Dakota	R	--	2.0	2	0-0	0-1
02/21	South Alabama	R	W	3.0	1	0-0	2-0
03/02	Eastern Illinois	R	--	2.0	2	1-0	0-3
03/08	Loyola Marymount	R	--	1.0	2	2-2	1-0
03/11	Gonzaga	R	--	3.0	2	1-1	1-2
03/18	SE Missouri State	S	--	3.1	6	4-4	2-0
03/24	Memphis	S	--	2.0	4	4-4	0-2
03/28	Ole Miss	R	W	3.0	5	1-1	0-5
03/31	Missouri State	R	--	2.0	2	0-0	0-1
04/05	Auburn	R	W	2.1	2	1-1	1-1
04/15	Stephen F. Austin	R	--	2.0	2	1-1	1-1
04/18	Texas A&M	R	W	2.2	0	0-0	1-1
04/26	Mississippi State	R	L	2.2	4	1-1	1-0
05/01	Alabama	R	W	2.2	5	1-0	0-3
05/12	Creighton	R	--	2.0	1	0-0	1-0
05/16	Georgia	R	--	1.2	2	1-1	1-3
05/20	Florida	R	W	1.0	1	0-0	0-0
05/21	LSU	R	--	5.0	4	4-1	0-1

PITCHERS / GAME-BY-GAME
36 • Cannon Chadwick

Innings: 3.0 vs Gonzaga (03/11/15)
Strikeouts: 3 vs North Dakota (02/13/15)

Date	Opponent	S/R	Result	IP	H	R-ER	BB-K
02/13	North Dakota	R	W	1.1	1	0-0	1-3
02/20	UCF	R	--	2.0	2	1-1	1-1
02/22	Maryland	R	--	0.1	0	0-0	0-1
03/03	Eastern Illinois	R	--	1.0	0	0-0	1-0
03/07	Loyola Marymount	R	--	0.1	0	1-1	1-0
03/08	Loyola Marymount	R	--	0.2	0	0-0	0-1
03/11	Gonzaga	S	--	3.0	2	2-1	5-1
03/18	SE Missouri State	R	--	1.2	2	1-1	1-1
03/20	LSU	R	--	2.0	5	6-6	2-2
04/08	Miss Valley State	R	--	1.0	3	0-0	0-0
04/11	Kentucky	R	--	1.1	1	0-0	3-0
04/15	Stephen F. Austin	R	--	0.2	4	2-2	2-0

48 • Jonah Patten

Innings: 3.0 at Vanderbilt (03/14/15)
Strikeouts: 5 vs North Dakota (02/13/15)

Date	Opponent	S/R	Result	IP	H	R-ER	BB-K
02/13	North Dakota	R	--	2.0	1	0-0	1-5
02/22	Maryland	R	--	0.0	1	3-2	1-0
03/03	Eastern Illinois	R	--	1.0	1	0-0	0-2
03/08	Loyola Marymount	R	--	0.1	1	2-2	1-1
03/11	Gonzaga	R	--	1.1	1	4-4	1-2
03/14	Vanderbilt	R	--	3.0	3	0-0	2-4
03/18	SE Missouri State	R	--	1.2	2	1-1	0-3
03/20	LSU	R	--	1.0	3	2-2	2-0
04/08	Miss Valley State	R	--	2.0	2	0-0	0-2
04/11	Kentucky	R	--	1.0	1	1-1	0-1
04/18	Texas A&M	R	--	0.1	0	0-0	1-0

38 • Lance Phillips

Innings: 3.0 vs Memphis (03/24/15)
Strikeouts: 4 vs SE Missouri State (03/17/15)

Date	Opponent	S/R	Result	IP	H	R-ER	BB-K
02/14	North Dakota	R	--	1.0	1	0-0	0-2
02/21	South Alabama	R	--	2.0	1	0-0	2-1
03/03	Eastern Illinois	R	--	1.0	0	0-0	0-2
03/08	Loyola Marymount	R	--	1.2	3	0-0	0-0
03/10	Gonzaga	R	--	1.1	1	1-1	0-3
03/11	Gonzaga	R	--	0.2	1	3-3	1-0
03/15	Vanderbilt	R	--	0.0	1	0-0	2-0
03/17	SE Missouri State	R	--	2.0	3	2-0	1-4
03/18	SE Missouri State	R	L	1-0	1	2-0	0-1
03/24	Memphis	R	L	3.0	2	1-1	1-1
03/26	Ole Miss	R	--	1.0	0	0-0	0-1
03/27	Ole Miss	R	--	1.0	1	0-0	0-0
03/31	Missouri State	R	--	1.0	1	0-0	0-1
04/04	Auburn	R	L	1.1	2	1-0	0-0
04/15	Stephen F. Austin	R	--	1.1	0	0-0	1-0
04/18	Texas A&M	R	--	2.0	4	1-1	0-3
04/25	Mississippi State	R	--	0.1	0	0-0	0-0
05/12	Creighton	R	W	1.0	2	1-1	1-0
05/14	Georgia	R	--	1.0	1	2-0	0-2
05/20	Florida	R	--	2.1	1	0-0	0-2
05/22	Florida	R	--	3.0	3	2-1	1-2

39 • Kyle Pate

Innings: 1.1 vs Kentucky (04/11/15)
Strikeouts: 2, 4x, last vs Stephen F. Austin (04/14/15)

Date	Opponent	S/R	Result	IP	H	R-ER	BB-K
02/14	North Dakota	R	--	1.0	0	0-0	0-2
02/20	UCF	R	--	0.1	3	3-3	0-0
02/22	Maryland	R	--	0.0	1	1-0	0-0
03/03	Eastern Illinois	R	--	1.0	0	0-0	0-2
03/07	Loyola Marymount	R	--	0.1	1	0-0	1-1
03/08	Loyola Marymount	R	--	0-0	1	1-1	2-0
03/11	Gonzaga	R	--	0.2	2	3-3	2-1
04/07	Miss Valley State	R	--	1.0	0	0-0	0-2
04/08	Miss Valley State	R	--	1.0	1	0-0	2-1
04/11	Kentucky	R	--	1.1	0	0-0	1-1
04/14	Stephen F. Austin	R	--	1.0	2	1-1	0-2
05/14	Georgia	R	--	0.2	0	0-0	1-2



IMPACT HITTERS SEASON / CAREER SINGLE GAME HIGHS

1 • Rick Nomura

Season / Career Highs

Hits..... 3, 4x, last vs Florida (05/20/15)
 Runs..... 3, 2x, last vs Florida (05/20/15)
 RBI..... 2, 3x, last vs Kentucky (04/12/15)
 Home Runs..... 1, 4x, last vs Tennessee (05/10/15)
 Walks..... 2, 2x, last vs LSU (03/19/15)
 Strikeouts..... 2, 3x, last vs Missouri State (03/31/15)

3 • Michael Bernal

2015 Season Highs

Hits..... 4 at Georgia (05/15/15)
 Runs..... 2 vs Eastern Illinois (03/02/15)
 RBI..... 4, 2x, last at Texas A&M (04/18/15)
 Home Runs..... 1, 4x, last at Alabama (04/30/15)
 Walks..... 2, 5x, last vs Stephen F. Austin (04/14/15)
 Strikeouts..... 3 at Texas A&M (04/18/15)

Career Highs

Hits..... 4 at Georgia (05/15/15)
 Runs..... 3 vs Eastern Illinois (02/22/14)
 RBI..... 4, 2x, last at Texas A&M (04/18/15)
 Home Runs..... 1, 5x, last at Alabama (04/30/15)
 Walks..... 2, 6x, last vs Stephen F. Austin (04/14/15)
 Strikeouts..... 3, 2x, last at Texas A&M (04/18/15)

5 • Brett McAfee

2015 Season Highs

Hits..... 4 vs Stephen F. Austin (04/15/15)
 Runs..... 3 vs North Dakota (02/14/15)
 RBI..... 3, 2x, last vs Mississippi State (04/25/15)
 Home Runs..... 1, 2x, last vs Maryland (02/22/15)
 Walks..... 2, 2x, last vs Mississippi State (04/24/15)
 Strikeouts..... 3 vs Florida (05/20/15)

Career Highs

Hits..... 4 vs Stephen F. Austin (04/15/15)
 Runs..... 3 vs North Dakota (02/14/15)
 RBI..... 3, 3x, last vs Mississippi State (04/25/15)
 Home Runs..... 1, 3x, last vs Maryland (02/22/15)
 Walks..... 2, 2x, last vs Mississippi State (04/24/15)
 Strikeouts..... 3 vs Florida (05/20/15)

7 • Bobby Wernes

2015 Season Highs

Hits..... 2, 19x, last vs Florida (05/20/15)
 Runs..... 3, 2x, last at Georgia (05/15/15)
 RBI..... 4 vs Stephen F. Austin (04/15/15)
 Home Runs..... 1, 5x, last vs Florida (05/20/15)
 Walks..... 3 vs SE Missouri State (03/18/15)
 Strikeouts..... 3 vs Florida (05/22/15)

Career Highs

Hits..... 3, 2x, last at Ole Miss (05/04/14)
 Runs..... 3, 2x, last at Georgia (05/15/15)
 RBI..... 4 vs Stephen F. Austin (04/15/15)
 Home Runs..... 1, 5x, last vs Florida (05/20/15)
 Walks..... 3 vs SE Missouri State (03/18/15)
 Strikeouts..... 3, 3x, last vs Florida (05/22/15)

8 • Tyler Spoon

2015 Season Highs

Hits..... 4 vs Miss Valley State (04/07/15)
 Runs..... 2, 6x, last at Georgia (05/16/15)
 RBI..... 3, 5x, last vs Tennessee (05/08/15)
 Home Runs..... 1, 5x, last vs Tennessee (05/08/15)
 Walks..... 2, 2x, last vs Stephen F. Austin (04/15/15)
 Strikeouts..... 3, 2x, last vs Florida (05/20/15)

Career Highs

Hits..... 4 vs Miss Valley State (04/07/15)
 Runs..... 3 at Florida (04/16/14)
 RBI..... 5 at South Carolina (03/22/13)
 Home Runs..... 1, 12x, last vs Tennessee (05/08/15)
 Walks..... 2, 12x, last vs Stephen F. Austin (04/15/15)
 Strikeouts..... 3, 2x, last vs Florida (05/20/15)

9 • Clark Eagan

2015 Season Highs

Hits..... 3, 6x, last at Alabama (05/02/15)
 Runs..... 3, 5x, last at Alabama (05/01/15)
 RBI..... 3, 2x, last vs North Dakota (02/14/15)
 Home Runs..... 1, 2x, last vs Mississippi State (04/24/15)
 Walks..... 3 vs Eastern Illinois (03/02/15)
 Strikeouts..... 2, 7x, last vs LSU (05/21/15)

Career Highs

Hits..... 3, 8x, last at Alabama (05/01/15)
 Runs..... 3, 4x, last vs Mississippi State (04/24/15)
 RBI..... 3, 2x, last vs North Dakota (02/14/15)
 Home Runs..... 1, 3x, last vs Mississippi State (04/24/15)
 Walks..... 3 vs Eastern Illinois (03/02/15)
 Strikeouts..... 2, 9x, last vs LSU (05/21/15)

10 • Joe Serrano

2015 Season Highs

Hits..... 3, 2x, last vs Miss Valley State (04/08/15)
 Runs..... 3 vs Miss Valley State (04/08/15)
 RBI..... 3, 4x, last at Alabama (05/01/15)
 Home Runs..... 1, 3x, last at Auburn (04/03/15)
 Walks..... 3, 2x, last vs SE Missouri State (03/18/15)
 Strikeouts..... 3 vs LSU (03/21/15)

Career Highs

Hits..... 4 vs South Alabama (02/28/14)
 Runs..... 3, 2x, last vs Miss Valley State (04/08/15)
 RBI..... 4 vs South Alabama (02/28/14)
 Home Runs..... 1, 4x, last at Auburn (04/03/15)
 Walks..... 3, 2x, last vs SE Missouri State (03/18/15)
 Strikeouts..... 3 vs LSU (03/21/15)

29 • Cullen Gassaway

Season / Career Highs

Hits..... 3 vs North Dakota (02/14/15)
 Runs..... 2 vs North Dakota (02/14/15)
 RBI..... 3 vs Miss Valley State (04/07/15)
 Home Runs..... 1, 3x, last at Georgia (05/15/15)
 Walks..... 2, 2x, last vs Miss Valley State (04/08/15)
 Strikeouts..... 3 vs Mississippi State (04/26/15)

16 • Andrew Benintendi

2015 Season Highs

Hits..... 3, 7x, last at Creighton (05/12/15)
 Runs..... 5 vs Miss Valley State (04/08/15)
 RBI..... 5 vs Loyola Marymount (03/07/15)
 Home Runs..... 2, 2x, last vs Kentucky (04/10/15)
 Walks..... 2, 10x, last vs Florida (05/20/15)
 Strikeouts..... 4 at Texas A&M (04/18/15)

Career Highs

Hits..... 3, 7x, last at Creighton (05/12/15)
 Runs..... 5 vs Miss Valley State (04/08/15)
 RBI..... 5 vs Loyola Marymount (03/07/15)
 Home Runs..... 2, 2x, last vs Kentucky (04/10/15)
 Walks..... 2, 11x, last vs Florida (05/20/15)
 Strikeouts..... 4 at Texas A&M (04/18/15)

20 • Carson Shaddy

Season / Career Highs

Hits..... 3, 2x, last vs Eastern Illinois (03/03/15)
 Runs..... 2, 3x, last vs Eastern Illinois (03/03/15)
 RBI..... 4 vs Miss Valley State (04/08/15)
 Home Runs..... 1, 3x, last vs Miss Valley State (04/08/15)
 Walks..... 1, 6x, last vs Miss Valley State (04/08/15)
 Strikeouts..... 2, 4x, last vs Kentucky (04/11/15)

24 • Chad Spanberger

Season / Career Highs

Hits..... 3, 2x, last at Texas A&M (04/19/15)
 Runs..... 1, 5x, last at Vanderbilt (03/14/15)
 RBI..... 4 vs North Dakota (02/14/15)
 Home Runs..... 3 vs Loyola Marymount (03/08/15)
 Walks..... 3 vs Loyola Marymount (03/08/15)
 Strikeouts..... 3 at Auburn (04/03/15)

27 • Tucker Pennell

Season / Career Highs

Hits..... 1, 12x, last vs Tennessee (05/19/15)
 Runs..... 1, 6x, last at Georgia (05/15/15)
 RBI..... 2 at Auburn (04/05/15)
 Home Runs..... 1 vs Florida (05/20/15)
 Walks..... 1, 5x, last at Georgia (05/15/15)
 Strikeouts..... 3 at Texas A&M (04/19/15)

44 • Alex Gosser

2015 Season Highs

Hits..... 2, 2x, last at Georgia (05/14/15)
 Runs..... 1, 3x, last at Auburn (04/03/15)
 RBI..... 1, 2x, last vs Florida (05/20/15)
 Home Runs..... 1 vs Florida (05/20/15)
 Walks..... 1 vs Florida (05/20/15)
 Strikeouts..... 2, 3x, last vs Tennessee (05/10/15)

Career Highs

Hits..... 2, 3x, last at Georgia (05/14/15)
 Runs..... 1, 6x, last at Auburn (04/03/15)
 RBI..... 1, 4x, last vs Florida (05/20/15)
 Home Runs..... 2 vs Ole Miss (05/21/14)
 Walks..... 3 vs Texas A&M (05/09/14)
 Strikeouts..... 3 vs Texas A&M (05/09/14)

2015 OVERALL STATISTICS

Record: 35-22 Home: 21-11 Away: 12-6 Neutral: 2-5 SEC: 17-12

Player	avg	gp-gs	ab	r	h	2b	3b	hr	rbi	tb	slg%	bb	hp	so	gdp	ob%	sf	sh	sb-att	po	a	e	fld%
16 Andrew Benintendi	.391	57-56	202	54	79	12	2	18	52	149	.738	40	5	29	2	.492	5	1	22-26	97	2	2	.980
8 Tyler Spoon	.325	56-55	212	30	69	18	1	5	46	104	.491	12	6	28	7	.367	7	2	7-9	96	5	1	.990
1 Rick Nomura	.312	49-42	157	37	49	9	1	4	15	72	.459	19	3	22	3	.390	3	0	2-4	73	139	3	.986
7 Bobby Wernes	.291	57-56	199	43	58	7	6	5	26	92	.462	27	7	31	4	.393	1	4	3-4	29	106	6	.957
9 Clark Eagan	.291	52-48	203	43	59	11	3	2	24	82	.404	21	7	33	4	.373	2	0	2-6	362	22	4	.990
3 Michael Bernal	.282	48-47	149	20	42	5	0	4	27	59	.396	25	10	34	2	.416	1	5	1-5	90	145	8	.967
10 Joe Serrano	.273	52-49	198	40	54	10	1	3	29	75	.379	27	2	38	5	.364	1	3	6-8	103	3	1	.991

20 Carson Shaddy	.333	40-14	84	13	28	4	1	3	18	43	.512	8	5	24	4	.423	0	0	1-2	128	19	5	.967
29 Cullen Gassaway	.288	23-15	52	7	15	3	0	3	10	27	.519	8	1	17	1	.387	1	0	0-0	108	6	1	.991
5 Brett McAfee	.273	42-33	128	22	35	6	0	2	19	47	.367	10	2	29	2	.331	2	2	3-4	39	76	5	.958
24 Chad Spanberger	.245	41-27	106	8	26	5	2	0	21	35	.330	12	2	31	1	.331	1	1	1-1	33	3	0	1.000
44 Alex Gosser	.240	29-17	50	3	12	2	0	0	2	14	.280	4	0	11	4	.296	0	1	0-1	96	11	0	1.000
27 Tucker Pennell	.167	36-30	72	6	12	3	0	0	4	15	.208	6	3	18	2	.256	1	4	0-0	209	28	5	.979
17 Luke Bonfield	.164	27-17	61	10	10	1	0	0	7	11	.180	16	0	18	1	.338	0	0	0-0	2	0	0	1.000
12 Max Hogan	.091	14-6	22	4	2	0	0	0	0	2	.091	10	0	5	1	.375	0	0	0-0	4	1	1	.833
6 Blake Wiggins	.000	3-0	3	0	0	0	0	0	0	0	.000	0	0	0	0	.000	0	0	0-0	0	0	0	.000
33 Krisjon Wilkerson	.000	1-1	3	0	0	0	0	0	0	0	.000	0	0	3	0	.000	0	0	0-0	0	0	0	.000
Totals	.289	57	1901	340	550	96	17	49	300	827	.435	245	53	371	43	.381	25	23	48-70	1499	652	54	.976
Opponents	.257	57	1858	272	478	70	6	29	246	647	.348	247	67	425	43	.361	21	28	57-87	1455	588	67	.968

LOB - Team (454), Opp (451). DPs turned - Team (56), Opp (52). CI - Team (1), Pennell, T. 1, Opp (2). IBB - Team (6), Benintendi A 3, Wernes, B. 2, Bernal, M 1, Opp (5). Picked off - Benintendi A 5, Bonfield, L. 1, Spanberger C 1, McAfee, B. 1, Bernal, M 1, Eagan, C. 1, Shaddy, C. 1.

(All games Sorted by Earned run avg)

Player	era	w-l	app	gs	cg	sho	sv	ip	h	r	er	bb	so	2b	3b	hr	b/avg	wp	hp	bk	sfa	sha
11 Keaton McKinney	3.14	6-1	18	15	2	1/2	0	77.1	62	30	27	32	42	8	0	5	.221	4	6	0	3	3
25 Dominic Taccolini	4.32	6-4	17	13	0	0/1	2	77.0	67	43	37	41	67	10	0	5	.240	10	10	0	1	5
21 Trey Killian	4.72	2-4	12	12	0	0/0	0	68.2	76	39	36	20	50	18	0	6	.285	1	6	0	2	4

32 Zach Jackson	2.25	5-0	20	3	0	0/1	6	48.0	35	15	12	33	70	2	0	2	.199	7	2	1	1	1
38 Lance Phillips	2.48	1-3	21	0	0	0/2	0	29.0	29	16	8	10	27	3	2	0	.261	3	7	1	2	2
35 Jackson Lowery	3.53	6-1	18	2	0	0/1	0	43.1	47	22	17	12	24	6	1	2	.290	2	9	0	2	4
28 James Teague	3.65	4-4	19	9	0	0/1	2	49.1	47	25	20	25	41	7	0	1	.263	4	4	0	4	2
13 Josh Alberius	3.68	1-2	20	0	0	0/0	0	29.1	27	12	12	10	19	7	1	2	.245	3	1	0	1	3
30 Jacob Stone	4.26	3-2	18	2	0	0/0	1	31.2	31	19	15	20	28	3	2	1	.290	1	7	2	3	3
36 Cannon Chadwick	7.04	1-0	12	1	0	0/2	0	15.1	20	13	12	17	10	1	0	0	.345	0	4	0	2	0
48 Jonah Patten	7.90	0-0	11	0	0	0/2	0	13.2	16	13	12	9	20	1	0	2	.281	4	5	3	0	1
39 Kyle Pate	8.64	0-0	12	0	0	0/2	0	8.1	11	9	8	9	14	1	0	1	.306	2	2	0	0	0
34 Parker Sanburn	15.58	0-1	11	0	0	0/3	0	8.2	10	16	15	9	13	3	0	2	.278	3	4	0	0	0
Totals	4.16	35-22	57	57	2	5/4	11	499.2	478	272	231	247	425	70	6	29	.257	44	67	7	21	28
Opponents	5.59	22-35	57	57	2	4/3	9	485.0	550	340	301	245	371	96	17	49	.289	50	53	5	25	23

PB - Team (8), Shaddy, C. 6, Pennell, T. 2, Opp (11). Pickoffs - Team (16), McKinney, K 3, Stone, J. 3, Teague, J. 3, Gosser, A. 2, Killian, T. 1, Chadwick, C. 1, Patten, J. 1, Phillips, L. 1, Pennell, T. 1, Opp (10). SBA/ATT - Pennell, T. (21-36), Gosser, A. (18-26), Shaddy, C. (18-25), Taccolini, D (9-16), Teague, J. (12-15), McKinney, K (8-12), Killian, T. (4-11), Jackson, Z. (7-8), Phillips, L. (3-6), Lowery, J. (4-6), Alberius, J. (2-4), Stone, J. (3-4), Sanburn, P (2-2), Chadwick, C. (1-1), Pate, K. (1-1), Patten, J. (1-1).



2015 NCAA Division I Baseball

Super Regionals
June 5-7 or June 6-8
*Campus or Neutral Sites
*Best-of-Three Games
*First Round Pairings

Men's College World Series (CWS)
June 13-23/24
Omaha, Nebraska
*Double Elimination
*First Round Pairings
*Best-of-Three CWS Finals

Regionals
May 28-June 1
*Campus or Neutral Sites
*First Round Pairings

Regionals
May 28-June 1
*Campus or Neutral Sites
*First Round Pairings

#1 *UCLA (42-14)
vs.
#4 Bakersfield (36-22-1)
vs.
#3 Maryland (39-21)
vs.
#2 Ole Miss (30-26)

#1 *UC Santa Barbara (40-15-1)
#4 San Diego St. (40-21)
#3 Virginia (34-22)
vs.
#2 Southern California (37-19)

#1 *Oklahoma St. (37-18)
vs.
#4 St. John's (NY) (39-14)
#3 Oral Roberts (41-14)
vs.
#2 Arkansas (35-22)

#1 *Missouri St. (45-10)
vs.
#4 Canisius (34-28)
#3 Oregon (37-23)
vs.
#2 Iowa (39-16)

#1 *Miami (FL) (44-14)
vs.
#4 FIU (29-29)
#3 Columbia (31-15)
#2 East Carolina (40-20)

#1 *Dallas Baptist (43-13)
vs.
#4 VCU (37-22)
#3 Texas (30-25)
vs.
#2 Oregon St. (38-16-1)

#1 *Florida St. (41-19)
vs.
#4 Mercer (35-21)
#3 Auburn (35-24)
vs.
#2 Col. of Charleston (43-13)

#1 *Florida (44-16)
vs.
#4 Florida A&M (23-23)
#3 South Fla. (33-24-1)
vs.
#2 Fla. Atlantic (40-17)

© 2015 National Collegiate Athletic Association. No commercial use without the NCAA's written permission. The NCAA opposes all forms of sports wagering.

* Host Institution
5-25:158-40 a.m. - Official Bracket



National Top Eight Seeds

1. UCLA (42-14)
2. LSU (48-10)
3. Louisville (43-16)
4. Florida (44-16)
5. Miami (FL) (44-14)
6. Illinois (47-8-1)
7. TCU (43-11)
8. Missouri St. (45-10)

2015 NCAA BASEBALL BRACKET

2015 Game Results

	Opponent	Score	WP	LP	SV	Attend	Time
FEBRUARY							
13	North Dakota	W, 11-4	Chadwick, C.	Thome, A.	none	7,016	3:20
14	North Dakota	W, 13-2	Taccolini, D.	Muckenhirn, Z.	none	--	2:56
14	North Dakota	W, 12-1	Jackson, Z.	Twenge, A.	none	9,557	2:59
20	vs #22 UCF	L, 9-5	Hukari, H.	Taccolini, D.	Davis, S.	1,742	3:39
21	at South Alabama	W, 7-0	Lowery, J.	Long, R.	none	1,884	3:07
22	vs #13 Maryland	L, 13-6	Ruse, B.	Stone, J.	none	1,390	3:36
MARCH							
2	Eastern Illinois	W, 4-1	Taccolini, D.	Wivinis, M.	Stone	--	2:06
2	Eastern Illinois	W, 8-1	Alberius, J.	Stenger, G.	none	6,912	2:18
3	Eastern Illinois	W, 7-0	McKinney, K.	Fisher, A.	none	6,643	2:26
6	Loyola Marymount	W, 2-1	Jackson, Z.	Welmon, C.	none	6,523	3:05
7	Loyola Marymount	W, 13-7	Taccolini, D.	Megill, Tr.	none	8,308	3:27
8	Loyola Marymount	L, 9-0	Megill, Ty.	McKinney, K.	none	7,051	3:21
10	Gonzaga	L, 6-2	LeBrun, Ca.	Alberius, J.	none	6,889	2:59
11	Gonzaga	L, 15-5	Frost, T.	Sanburn, P.	none	7,112	3:16
14	at #5 Vanderbilt	L, 8-7 (12)	Bowden, B.	Stone, J.	none	--	4:54
14	at #5 Vanderbilt	L, 9-1	Buehler, W.	Taccolini, D.	Kilichowski, J.	3,040	3:15
15	at #5 Vanderbilt	L, 1-0	Pfeifer, P.	Alberius, J.	none	3,150	2:32
17	Southeast Missouri St.	W, 4-3	Stone, J.	Wright, B.	none	7,027	3:07
18	Southeast Missouri St.	L, 12-11	Mosel, G.	Phillips, L.	Winkekman, A.	6,583	4:28
19	#1 LSU	W, 5-1	Taccolini, D.	Poche'	Jackson, Z.	7,304	2:52
20	#1 LSU	L, 16-3	Lange, A.	Teague, J.	none	8,178	3:18
21	#1 LSU	L, 7-4	Godfrey, J.	Killian, T.	Stallings, J.	9,734	3:43
24	vs Memphis	L, 5-4	Caufield, C.	Phillips, L.	none	9,145	2:30
25	at Memphis	W, 7-3	Teague, J.	Garner, R.	none	3,673	3:10
26	Ole Miss	W, 10-3	Taccolini, D.	Trent, C.	none	7,168	3:19
27	Ole Miss	L, 5-4	Bramlett, B.	Killian, T.	Short, W.	7,855	3:40
28	Ole Miss	W, 5-2	Lowery, J.	Stokes, W.	Jackson, Z.	9,679	3:08
31	Missouri State	L, 2-0	Cheray, A.	Teague, J.	Young, B.	7,364	2:57
APRIL							
3	at Auburn	W, 10-7	Jackson, Z.	Wingenter, T.	none	3,379	3:30
4	at Auburn	L, 3-2	Thompson, K.	Phillips, L.	none	2,949	2:45
5	at Auburn	W, 6-4	Lowery, J.	Rentz, D.	Jackson, Z.	2,490	3:48
7	Miss. Valley State	W, 8-1	Stone, J.	Case, T.	none	6,822	2:20
8	Miss. Valley State	W, 14-0	Teague, J.	Thomas, B.	none	6,813	3:12
10	Kentucky	W, 5-3	Killian, T.	Brown, Z.	Jackson, Z.	9,217	3:28
11	Kentucky	L, 16-4	Beggs, D.	Taccolini	none	9,874	3:29
12	Kentucky	W, 7-3	McKinney, K.	Cody, K.	none	7,678	2:37
14	Stephen F. Austin	W, 8-2	Teague, J.	Day, P.	none	7,130	2:33
15	Stephen F. Austin	W, 15-3	Stone, J.	Polivka, E.	none	7,071	2:51
18	at #1 Texas A&M	L, 16-3	Long, G.	Killian, T.	Vinson, A.	6,003	3:19
18	at #1 Texas A&M	W, 9-8	Lowery, J.	Ecker, M.	Teague, J.	7,201	3:38
19	at #1 Texas A&M	W, 8-2	McKinney, K.	Kent, M.	none	6,156	2:29
24	Mississippi State	W, 7-6	Jackson, Z.	Fitts, T.	none	8,312	3:55
25	Mississippi State	W, 6-1	Taccolini, D.	Brown, P.	none	12,589	3:02
26	Mississippi State	L, 2-1	Sexton, A.	Lowery, J.	Houston, Z.	8,566	3:25
30	at Alabama	W, 5-1	Killian, T.	Guilbeau, T.	Jackson, Z.	2,602	2:55
MAY							
1	at Alabama	W, 8-4	Lowery, J.	Walters, J.	Teague, J.	3,343	3:31
2	at Alabama	W, 4-0	McKinney	Bramblett, G.	none	3,413	2:28
8	Tennessee	L, 5-4	Cox, A.	Teague, J.	Lee, A.	9,344	3:01
10	Tennessee	W, 5-2	McKinney, K.	Martin, H.	Taccolini, D.	7,656	2:04
12	at Creighton	W, 6-2	Phillips, L.	Highberger, N.	Taccolini, D.	3,102	3:05
14	at Georgia	L, 10-1	Sosebee, D.	Killian, T.	none	2,200	2:52
15	at Georgia	W, 9-0	McKinney, K.	Lawlor, R.	none	2,688	2:57
16	at Georgia	W, 8-1	Teague, J.	Tyler, R.	none	2,311	2:51
19	vs Tennessee	W, 2-1	Jackson, Z.	Lee, A.	none	5,761	3:06
20	vs #6 Florida	W, 7-6	Lowery, J.	Poyner, B.	Jackson, Z.	10,142	3:59
21	vs #1 LSU	L, 10-5	Reynolds, R.	Teague, J.	none	8,361	3:21
22	vs #6 Florida	L, 10-0	Puk, AJ	Taccolini, D.	none	10,329	2:22
29	vs Oral Roberts	--	Stillwater, Okla.	--	Noon CT	--	SEC Network
30	vs Oklahoma St. / St. Johns	--	Stillwater, Okla.	--	TBA	--	SECN/ESPN3