



## 2020 SCHEDULE & RESULTS

### FEBRUARY (7-2)

14	EASTERN ILLINOIS	SECN+	W, 5-1
15	EASTERN ILLINOIS	SECN+	W, 10-1
16	EASTERN ILLINOIS	SECN+	W, 12-3
20	GONZAGA	SECN+	W, 7-5
21	GONZAGA	SECN+	W, 9-3
22	GONZAGA	SECN+	W, 5-0
23	GONZAGA	SECN+	W, 9-5
28	vs. Oklahoma!	AT&TSN	L, 6-3
29	vs. Texas!	AT&TSN	L, 8-7

### MARCH (0-2)

1	vs. Baylor!	AT&TSN	L, 3-2
3	ILLINOIS STATE	SECN+	L, 8-7
6	SOUTH ALABAMA	SECN+	3 p.m.
7	SOUTH ALABAMA	SECN+	2 p.m.
8	SOUTH ALABAMA	SECN+	Noon
10	GRAND CANYON	SECN+	6:30 p.m.
11	GRAND CANYON	SECN+	3 p.m.
13	at Mississippi State*	SECN+	6:30 p.m.
14	at Mississippi State*	SECN	1 p.m.
15	at Mississippi State*	SECN+	1 p.m.
17	at Oklahoma@		6 p.m.
20	ALABAMA*	SECN+	6:30 p.m.
21	ALABAMA*	SECN+	6:30 p.m.
22	ALABAMA*	SECN+	1:30 p.m.
24	at Troy		6 p.m.
25	at Troy		1 p.m.
27	at Ole Miss*	ESPNU	8 p.m.
28	at Ole Miss*	SECN	7 p.m.
29	at Ole Miss*	SECN	2 p.m.
31	ORAL ROBERTS	SECN+	6:30 p.m.

### APRIL

2	FLORIDA*	ESPNU	6:30 p.m.
3	FLORIDA*	SECN+	6:30 p.m.
4	FLORIDA*	SECN+	2 p.m.
7	LITTLE ROCK	SECN+	6:30 p.m.
9	TEXAS A&M*	SECN	7 p.m.
10	TEXAS A&M*	SECN	7 p.m.
11	TEXAS A&M*	SECN+	2 p.m.
14	MISSOURI STATE	SECN+	6:30 p.m.
17	at LSU*	SECN+	7 p.m.
18	at LSU*	ESPNU	8 p.m.
19	at LSU*	SECN+	2 p.m.
21	at Michigan State		5:35 p.m.
22	at Michigan State		2:05 p.m.
24	AUBURN*	SECN+	6:30 p.m.
25	AUBURN*	SECN+	6:30 p.m.
26	AUBURN*	SECN+	1:30 p.m.
28	ARKANSAS-PINE BLUFF	SECN+	6:30 p.m.
29	ARKANSAS-PINE BLUFF#		6:30 p.m.

### MAY

1	at South Carolina*	SECN+	6 p.m.
2	at South Carolina*	SECN	1 p.m.
3	at South Carolina*	SECN	2:30 p.m.
8	GEORGIA*	SECN+	6:30 p.m.
9	GEORGIA*	SECN+	6:30 p.m.
10	GEORGIA*	ESPN2	Noon
14	at Tennessee*	SECN+	5:30 p.m.
15	at Tennessee*	SECN+	5:30 p.m.
16	at Tennessee*	SECN+	1 p.m.
19-24	SEC Tournament%	SECN	TBA
29-1	NCAA Regionals^	ESPN	TBA

### JUNE

5-8	NCAA Super Regionals^	ESPN	TBA
13-28	College World Series\$	ESPN	TBA

All times Central; Home game in BOLD; 1 - Houston, Texas, \* - SEC Game, @ - Oklahoma City, Okla., # - North Little Rock, Ark., % - Hoover, Ala., ^ - Campus Sites, \$ - Omaha, Neb.

## GAME 12 | SOUTH ALABAMA VS. NO. 13 ARKANSAS | MARCH 6



MARCH 6 • BAUM-WALKER STADIUM  
SEC NETWORK PLUS  
ARKANSAS.STATBROADCAST.COM  
ARKANSAS LEADS SERIES: 3-2  
SOUTH ALABAMA LEADS IN FAYETTEVILLE: 2-1



### SOUTH ALABAMA JAGUARS

Record.....7-7 (0-0 Sun Belt)  
Ranking.....NR (D1) | NR (BA) | NR (Coaches)  
.....NR (PG) | NR (NCBWA) | NR (CBN)  
Head Coach.....Mark Calvi  
Career Record.....276-208 (8th season)  
Record at USA.....Same

### NO. 13 ARKANSAS RAZORBACKS

Record.....7-4 (0-0 SEC)  
Ranking.....13 (D1) | 13 (BA) | 10 (Coaches)  
.....14 (PG) | 11 (NCBWA) | 13 (CBN)  
Head Coach.....Dave Van Horn  
Career Record.....1,281-628 (32nd season)  
Record at Arkansas.....696-388 (18th Season)

## SERIES BY THE NUMBERS

S. ALABAMA	OFFENSE	ARKANSAS	S. ALABAMA	PITCHING/DEFENSE	ARKANSAS
200	Batting Avg.	303	4.83	ERA	2.97
265	Slugging Pct.	486	123.0	Innings Pitched	97.0
287	On-Base Pct.	391	1	Complete Games	0
14	Doubles	27	3	Saves	1
1	Triples	1	2.63	Strikeout/Walk Ratio	3.31
4	Home Runs	14	249	Opponent's Avg.	237
46	Walks	47	7	Errors	13
17-of-21	Stolen Bases/Att.	10-13	7	Double Plays	7

## AROUND THE HORN

• Arkansas returns to action for the middle part of its six-game home stand with a three-game set against South Alabama on March 6-8 at Baum-Walker Stadium. The Hogs are 3-2 all-time against the Jaguars, last facing off in a midweek game in Mobile in 2015.

• The Razorbacks have hit a little bit of a rough patch, dropping each of the last four games. On Tuesday, Arkansas lost its first mid-week game of the year to Illinois State, 8-7. Before the game against the Redbirds, the Hogs had a tough weekend at the 2020 Shriners College Classic at Minute Maid Park in Houston, Texas. Arkansas went 0-3 at the tournament against the trio of Big 12 squads. The Hogs opened with a 6-3 loss to Oklahoma, the first loss of the season, after holding a 3-2 lead midway through the game. The Hogs battled back from down 8-0 to come within one, but fell to Texas, 8-7, on Saturday night. In the finale on Sunday night, Baylor scored a run in the fourth, fifth & sixth innings, with the Hogs answering with two runs in the eighth before falling 3-2.

• Before Houston, Arkansas was riding a seven-game win streak to start the year, featuring a three-game sweep of Eastern Illinois during the opening weekend and a four-game sweep of Gonzaga the week after the series against the Panthers.

• A week after Heston Kjerstad and Connor Noland earned weekly honors from the SEC, the Razorbacks added another in Robert Moore's SEC Co-Player of the Week on Feb. 24. He was also named Perfect Game National Player of the Week on the same day, giving Arkansas two national awards in as many weeks of the 2020 season.

• The Razorbacks matched their season-high hit total against the Redbirds on Tuesday with 15, as eight different players recorded at least one knock, including four with multi-hit performances. Casey Martin led the way with Arkansas' first four-hit game of the year, as he drove in three runs and scored once. Christian Franklin (three), Heston Kjerstad (two) and Robert Moore (two) all had multi-hit games against Illinois State.

• Arkansas is set to host 26 more games at Baum-Walker Stadium this spring, including home SEC series against Alabama, Florida, Texas A&M, Auburn and Georgia. After the series against South Alabama, the Razorbacks will wrap their six-game home stand with a two-game midweek showdown with Grand Canyon on March 10-11.

### FRIDAY



**PATRICK WICKLANDER**  
LHP • 6-1 • 200 • So.  
San Jose, Calif.

W/L.....2-1  
ERA.....3.00  
IP.....12.0  
K/BB.....14/4

### FRIDAY

RHP: DRAKE NIGHTENGALE  
W/L, ERA.....0-0, 2.08

### ARKANSAS ROTATION SATURDAY



**CALEB BOLDEN**  
RHP • 6-2 • 190 • R-So.  
Texarkana, Texas

W/L.....0-0  
ERA.....0.00  
IP.....10.0  
K/BB.....9/0

### SOUTH ALABAMA ROTATION SATURDAY

RHP: MILES SMITH  
W/L, ERA.....0-1, 6.92

### SUNDAY



**KOLE RAMAGE**  
RHP • 6-1 • 200 • Jr.  
Southlake, Texas

W/L.....1-1  
ERA.....3.18  
IP.....11.1  
K/BB.....10/4

### SUNDAY

RHP: JOJO BOOKER  
W/L, ERA.....1-1, 4.85

# A || RAZORBACK NOTES

## SERIES HISTORY

### SOUTH ALABAMA

Overall Series Record: 3-2  
 Record in Fayetteville, Ark.: 1-2  
 Record in Mobile, Ala.: 2-0

DATE	SITE	W/L	SCORE
2/12/06	Mobile, Ala.	W	8-7
2/28/14	Fayetteville, Ark.	W	2-1
3/1/14	Fayetteville, Ark.	L	2-1
3/1/14	Fayetteville, Ark.	L	5-3
2/21/15	Mobile, Ala.	W	7-0

## 2020 AWARDS

### MATT GOODHEART

SEC Coaches Preseason All-SEC (First Team) Feb. 6

### HESTON KJERSTAD

Collegiate Baseball Preseason All-American (First Team) Dec. 17  
 Perfect Game Preseason All-American (First Team) Jan. 7  
 D1 Baseball Preseason All-American (First Team) Jan. 21  
 Baseball America Preseason All-American (First Team) Jan. 27  
 SEC Coaches Preseason All-SEC (First Team) Feb. 6  
 NCBWA Preseason All-American (First Team) Feb. 6  
 USA Baseball Golden Spikes Award Preseason Watch List Feb. 13  
 Collegiate Baseball National Player of the Week Feb. 17  
 SEC Co-Player of the Week Feb. 17

### CASEY MARTIN

Collegiate Baseball Preseason All-American (Second Team) Dec. 17  
 Perfect Game Preseason All-American (First Team) Jan. 7  
 D1 Baseball Preseason All-American (Third Team) Jan. 21  
 Baseball America Preseason All-American (First Team) Jan. 27  
 SEC Coaches Preseason All-SEC (First Team) Feb. 6  
 NCBWA Preseason All-American (First Team) Feb. 6  
 USA Baseball Golden Spikes Award Preseason Watch List Feb. 13

### ROBERT MOORE

SEC Co-Player of the Week Feb. 24  
 Perfect Game National Player of the Week Feb. 25

### CONNOR NOLAND

SEC Pitcher of the Week Feb. 17

### CASEY OPITZ

Baseball America Preseason All-American (Third Team) Jan. 27  
 SEC Coaches Preseason All-SEC (First Team) Feb. 6



Head coach Dave Van Horn is in his 18th season at the helm of the Arkansas baseball program. He has proven to be a machine of consistency, with 16 NCAA Tournament berths in 17 seasons, including six trips to the College World Series, as well as a conference crown and five SEC Western Division titles. He has 696 wins at Arkansas through seven games of 2020, the second-most in school history.



Casey Martin has had a tough start to the 2020 season, but put together a four-hit game against Illinois State on March 3 after sitting Arkansas' Shriners College Classic finale. The Lonoke, Arkansas, native recorded a single in the second, a two-RBI double in the fourth, an RBI single in the fifth and a single in the ninth, scoring Arkansas' seventh run of the night on a wild pitch.

## HOG WILD

>> Arkansas is playing its 98th season in school history and 18th with head coach Dave Van Horn at the helm.

>> The Razorbacks are coming off their 10th trip to the College World Series, the second consecutive, as well as back-to-back shares of the SEC Western Division crown, the sixth in program history.

>> Arkansas and South Alabama last faced each other in 2015, with Arkansas taking a 7-0 victory over the Jaguars in Mobile. The Razorbacks have won both of their games in Alabama against the Jags, but dropped the 2014 series in Fayetteville. The Hogs won the opener, 2-1, before dropping the second and third games by scores of 2-1 and 5-3, respectively.

>> Twenty-four lettermen return from last year's squad, while 15 newcomers join the ranks in 2020. Six position starters and two in the rotation are back to bolster the expectations that have mounted for the upcoming campaign.

>> Arkansas is ranked in the top 15 of all six polls, remaining inside the top 10 in one poll after the first three weeks of the season. The Hogs are ranked as high as No. 10 by the USA Today Coaches Poll, checking in at 11th by the NCBWA. Three outlets have Arkansas at No. 13 - D1 Baseball, Baseball America and Collegiate Baseball Newspaper. Perfect Game rounds out the rankings at 14th.

>> The Razorbacks will start LHP Patrick Wicklander, RHP Caleb Bolden and RHP Kole Ramage against the Jaguars this weekend. Wicklander is coming off a rough showing in Houston, only lasting an inning against Texas, as he was on the hook for six runs. Bolden appeared in relief in the game against the Horns and stabilized things for the Hogs, pitching 4.0 scoreless frames with just two hits allowed and five strikeouts. Ramage started Sunday's finale against the Bears, giving up two runs on four hits, walking one and striking out six in a 5.0 inning showing.

>> Heston Kjerstad is the only Hog this season to have a hit in every game, leading the team with six multi-hit performances.

>> Pitcher Kevin Kopp & catcher Casey Opitz were named captains of this year's squad after a team-vote before practice began.

>> Thirteen members of this year's team hail from the Natural State.

## 2020 SEC STANDINGS

	Conference					Overall			Last 10	Streak	
	W	L	T	Win%	GB	W	L	Win%			
WESTERN EASTERN	Tennessee	--	--	--	--	--	13	0	1.000	10-0	W13
	Florida	--	--	--	--	--	13	0	1.000	10-0	W13
	Georgia	--	--	--	--	--	11	2	.846	8-2	L1
	Vanderbilt	--	--	--	--	--	11	3	.786	9-1	W2
	South Carolina	--	--	--	--	--	8	4	.667	6-4	W1
	Missouri	--	--	--	--	--	6	5	.545	5-5	W2
WESTERN EASTERN	Kentucky	--	--	--	--	--	7	6	.538	7-3	W2
	Alabama	--	--	--	--	--	13	0	1.000	10-0	W13
	Ole Miss	--	--	--	--	--	11	1	.917	10-0	W11
	Texas A&M	--	--	--	--	--	11	3	.786	7-3	W1
	Auburn	--	--	--	--	--	10	3	.769	7-3	W5
	<b>Arkansas</b>	--	--	--	--	--	<b>7</b>	<b>4</b>	<b>.636</b>	<b>6-4</b>	<b>L4</b>
Mississippi St.	--	--	--	--	--	7	4	.636	6-4	L1	
LSU	--	--	--	--	--	8	5	.615	6-4	W1	



**PITCHER BREAKDOWN**

	W-L-S	ERA	IP	H	R	ER	BB-I	SO
Starters	4-2	3.18	45.1	43	21	16	15-0	45
Relievers	3-2	2.75	52.1	43	22	16	14-0	51

**RELIEVER NOTES**

Pitcher	Last App.	IP	H	R	ER	BB	SO	HR	R1/S	R2/S	SV	---- Season Totals ----	
												Ret./1BF	(BB)
Blake Adams	2/23 (GU)	0.1	2	3	3	1	1	0	0/0	0/0	0	0/1	(0)
Caleb Bolden	2/29 (BU)	4.0	2	0	0	0	5	0	0/0	0/0	0	1/2	(0)
Jacob Burton	3/3 (ISU)	0.0	0	0	0	1	0	0	2/0	2/0	0	2/4	(2)
Marshall Denton	2/29 (BU)	1.0	3	2	1	0	0	1	3/2	9/4	0	3/5	(0)
Kevin Kopps	3/3 (ISU)	3.1	5	2	1	0	5	1	2/2	5/2	0	3/5	(1)
Caden Monke	3/3 (ISU)	1.1	1	2	2	0	1	0	1/1	1/1	0	3/5	(2)
Zack Morris	3/3 (ISU)	0.0	1	1	1	0	0	0	1/0	2/0	0	2/4	(0)
Peyton Pallette	2/28 (OU)	1.0	0	0	0	0	0	0	0/0	0/0	0	1/2	(0)
Kole Ramage	2/23 (GU)	1.2	2	1	0	0	0	0	2/2	2/2	0	2/2	(0)
Elijah Trest	3/3 (ISU)	1.0	1	1	1	0	2	0	2/2	2/2	0	3/5	(0)
Zebulon Vermillion	3/3 (ISU)	1.1	1	0	0	0	3	0	3/2	3/2	1	3/4	(0)
<b>TEAM TOTALS</b>									<b>26/13 (50%)</b>	<b>1</b>		<b>23/39 (5)</b>	

**PROJECTED LINEUP NOTES**

- 8 BRAYDON WEBB** LF R/R R-JR .289/.368/.349  
 • Overall: 11-for-38, HR, 4 RBI, 10 R, 4 BB // Shriners Series: 4-for-8, 1 RBI  
 • Last game (3/3 vs. ISU): 1-for-4, 1 R, 2 BB, 1 SO ... Hit leadoff in all eight of nine games played this year ... Five hits in last six at-bats ... Reached base safely in seven of last 11 trips to the plate.
- 18 HESTON KJERSTAD** RF L/R JR .435/.848/.509  
 • Overall: 20-for-46, 4 2B, 5 HR, 14 RBI, 13 R, 5 BB, 2 HBP // Shriners: 7-for-13, 2B, HR, 2 RBI, 3 R, 1 HBP  
 • Last game (3/3 vs. ISU): 2-for-5, 1 RBI, 1 R ... Seven hits in last 11 at-bats ... Reached base safely in eight of his last 12 plate appearances ... Has a hit in all 11 games - only Hog to do so.
- 10 MATT GOODHEART** DH L/R JR .239/.348/.300  
 • Overall: 11-for-46, 2 2B, HR, 10 RBI, 8 R, 3 BB, 1 HBP // Shriners Series: 2-for-12, 2 2B, 3 RBI, 1 R, 1 BB  
 • Last game (3/3 vs. ISU): 1-for-4, 1 R, 1 BB ... Three hits in last nine at-bats ... Reached base in seven of last 11 trips to the plate.
- 15 CASEY MARTIN** SS R/R JR .263/.395/.378  
 • Overall: 10-for-38, 2 2B, HR, 4 RBI, 5 R, 6 BB, 1 HBP // Shriners Series: 1-for-9  
 • Last game (3/3 vs. ISU): 4-for-5, 2B, 3 RBI, 1 R, 1 SO ... First four-hit game by a Hog this year, matched career-high ... Did not play Shriners finale vs. Baylor ... Seven strikeouts in last three games played.
- 25 CHRISTIAN FRANKLIN** CF R/R SO .390/.634/.480  
 • Overall: 16-for-41, 4 2B, 2 HR, 9 RBI, 15 R, 7 BB // Shriners Series: 2-for-12, 2B, 1 RBI, 2 R, 1 BB  
 • Last game (3/3 vs. ISU): 3-for-4, 1 RBI, 2 R ... Four hits in last 12 ABs, reaching in six of the last 11 trips to the plate ... Has a hit in all but one game this year.
- 5 JACOB NESBIT** 3B R/R R-SO .300/.500/.378  
 • Overall: 12-for-40, 5 2B, HR, 7 RBI, 4 R, 3 BB, 2 HBP // Shriners Series: 4-for-9, 2 2B, HR, 1 RBI, 1 R, 2 HBP  
 • Last game (3/3 vs. ISU): 1-for-5, 2B, 1 RBI, 1 SO ... Hit first homer of the year vs. OU ... Three hits in last 11 at-bats ... Reached base in five of last 10 trips to the plate ... Has a hit in nine of 11 contests.
- 12 CASEY OPITZ** C S/R JR .297/.595/.366  
 • Overall: 11-for-37, 6 2B, 3B, HR, 7 RBI, 6 R, 4 BB // Shriners Series: 3-for-13, 3 2B, 1 R  
 • Last game (3/3 vs. ISU): 0-for-2, 2 SO - entered as defensive replacement at catcher in 7th ... 0-for-9 in last nine at-bats, 2-for-11, reaching base in four of the last 13 trips to the plate.
- 16 COLE AUSTIN** 1B R/R R-SR .194/.250/.275  
 • Overall: 7-for-36, 2 2B, 2 RBI, 4 R, 4 BB // Shriners Series: 1-for-10, 1 RBI, 2 R, 1 BB  
 • Last game (3/3 vs. ISU): 0-for-2, 2 SO - entered as defensive replacement at first base in 7th ... One hit in last 11 at-bats ... Reached base safely in two of his last 12 plate appearances.
- 1 ROBERT MOORE** 2B S/R FR .350/.550/.447  
 • Overall: 14-for-40, 2 2B, 2 HR, 12 RBI, 8 R, 6 BB, 1 HBP // Shriners Series: 3-for-11, 2B, HR, 3 RBI, 2 R, 2 BB  
 • Last game (3/3 vs. ISU): 2-for-5, 1 R ... Five hits in last 15 at-bats ... Reached in seven of last 18 trips to the plate.
- 3 ZACK GREGORY** INF/OF L/R R-FR .200/.200/.368  
 • Overall: 3-for-15, 1 RBI, 1 R, 3 BB, 1 HBP // Shriners Series: 1-for-10, 1 RBI, 1 BB  
 • Last game (3/1 vs. BU): 0-for-5, 3 SO ... One hit in last 10 at-bats, reaching base safely in two of last 11 plate appearances.



**SEC CO-PLAYER OF THE WEEK (FEB. 24)**

**Robert Moore - INF - Fr. - 5-9 - 165 - Leawood, Kan.**

*Weekly totals: 4 G/4 GS, 12 AB, 8 H, 1 2B, 1 HR, 9 RBI, 4 R, 12 TB, 2-2 SB*

- Final slash line from the weekend: .667/1.000/.750
- Led the SEC in BA (.667) and OBP (.750), coming one hit and one RBI shy of the top marks in the conference in the categories.
- Tallied a hit in every game last week, multi-hit games in last three.
- Drove in multiple runs in all four games, including a three-hit, three-RBI performance in game three, posting a homer and two singles.
- Raised his season BA from .083 to .375 from week one to week two.
- Made #SCTop10 for his ground ball glove flip in Saturday's game.

**SEC CO-PLAYER OF THE WEEK (FEB. 17)**

**Heston Kjerstad - OF - Jr. - 6-3 - 205 - Amarillo, Texas**

*Weekly totals: 3 G/3 GS, 12 AB, 7 H, 4 HR, 1 2B, 10 RBI, 6 R, 20 TB*

- Final slash line from the weekend: .583/1.667/.643
- Led the SEC in homers (4), RBIs (10) and total bases (20) vs. EIU
- Every hit over the weekend drove in a run
- Hit two home runs on both Friday & Sunday
- Now has 35 career homers, tied for seventh all-time at Arkansas

**SEC PITCHER OF THE WEEK (FEB. 17)**

**Connor Noland - RHP - So. - 6-2 - 215 - Greenwood, Arkansas**

*Weekly totals: 1 G/1 GS, 1-0, 0.00 ERA, 6.2 IP, 2 H, 1 R, 0 ER, 1 BB, 11 K*

- Started Opening Day for the Hogs earning the first victory of 2020
- Recorded a career-high 11 strikeouts, one shy of conference lead
- Second collegiate outing with 10 or more strikeouts (10 vs. Tennessee on April 18, 2019)
- Held opponents to a .095 batting average
- Half the batters he faced, he struck out



## TURN THE PAGE

Over the weekend, the Razorbacks will welcome in South Alabama (7-6) for a three-game set on March 6-8 as part of a six-game home stand. Arkansas and South Alabama last played in 2015 and met in the only series in 2014 in Fayetteville. The Razorbacks and Grand Canyon twice, squaring off in a doubleheader on 2017, with the Hogs taking both games.

- Arkansas leads South Alabama, 3-2
- Arkansas leads Grand Canyon, 2-0

## MARTY PARTY

After a tough start to the season, junior shortstop Casey Martin put together one of the best games at the plate by a Hog this season against Illinois State. The Lonoke, Arkansas, native racked up four hits, three RBIs and a run scored, including a two-RBI double, while scoring in the ninth to make it a one-run game. It was the first four-hit game by a Razorback this year and sixth of Martin's career, last doing so on May 9, 2019. He had two hits in his last 12 at-bats heading into Tuesday's game against the Redbirds.

## SLIGHTLY ALTERED ROTATION

The Razorbacks made a couple tweaks to this weekend's rotation than what has been seen the last three weekends. Lefty Patrick Wicklander will move up to start the series opener on Friday, with right-hander Caleb Bolden sliding into the Saturday spot and RHP Kole Ramage staying on Sunday. It will be the fourth start for Wicklander, third for Ramage and second for Bolden in 2020.

## BACK ON TRACK

Patrick Wicklander will get the first crack at moving past his weekend in Houston when he takes the mound on Friday afternoon. The San Jose, California, native allowed six runs, four earned, on five hits and a walk over 1.0+ innings on Feb. 29. Heading into the contest, he had pitched 11 innings without a run allowed, giving up just four hits and three walks, with back-to-back games of seven strikeouts to start out 2-0.

## BACK AND BOLDEN THAN EVER

Caleb Bolden has come back from missing the 2019 season with injury to put up three outings full of zeroes so far this year. He worked 3.0 frames in each of the first game appearances this season, starting Feb. 23 against Gonzaga, allowing eight hits and striking out four between the two games. Last weekend in Houston, Bolden took the mound during a tough time in the game, settling the squad down with four scoreless innings of two-hit ball, racking up five strikeouts in the process. He has yet to allow a run or walk so far in 2020.

## RAMAGE CONTROL

Kole Ramage made his second start of the season in the Shriners College Classic finale against Baylor. He put together a strong five inning showing with just two runs allowed on four hits, walking one with six strikeouts. It was the second time in his career he's gone five innings in a start, last doing so against Northwestern State on April 23, 2019. His six strikeouts in the contest were just one shy of a career-high. He's worked 11.1 innings this year, giving up four earned runs on 11 hits, walking four and striking out 10 over two starts and two relief appearances.

## BACK TO MY WAYS

Outfielder, and part-time first baseman, Heston Kjerstad put together another strong weekend at the plate in Houston, tallying seven hits in 13 at-bats over the three-game series. The opening SEC Co-Player of the Week and Collegiate Baseball Newspaper National Player of the Week for 2020 is hitting .439 this season with 18 total hits, nine for extra bases, 13 RBIs and 12 runs scored. He leads the SEC in in slugging percentage (.902), while ranking second in homers (5) and fifth in batting average (.439) & hits (18). He has multiple hits in half of the overall games played so far this season, including each of the last three games.



Sophomore outfielder **Christian Franklin** has arguably been Arkansas' most consistent hitter this season, racking up 16 knocks, six for extra bases, with nine RBIs and 15 runs scored so far in 2020. He enters the weekend hitting .390 over 11 starts.



Junior outfielder **Heston Kjerstad** continues to see the ball well at the plate, adding seven more hits during the Shriners College Classic over the weekend. He now has 20 hits this season, nine for extra bases, with five homers.

## LAST MAN STANDING

Sunday's game against Baylor brought the Hogs down to one player with a hit in every game this season - Heston Kjerstad. Heading into the final game of the Shriners College Classic, Kjerstad and Christian Franklin had at least one hit in all nine games of 2020, the only Hogs to do so. In the finale, Kjerstad ripped a double and a single for his fifth game with multiple hits this season and third of the weekend.

## THE KID IS ALRIGHT

It was quite a second weekend for the 17-year-old Robert Moore, hauling in SEC Co-Player of the Week and Perfect Game National Player of the Week honors for his play at the plate and in the field. From Leawood, Kansas, Moore went 8-for-12 at the plate against Gonzaga, with a double and a home run to go with nine RBIs, four runs scored, four walks and two stolen bases. He paced the team in hits (8), RBIs (9), walks (4) and stolen bases (2) over the four-game stretch, finishing with a slash line of .667/1.000/.750. Moore recorded a hit in every game against Gonzaga, including multi-hit games in each of the last three. Moore tallied multiple RBIs in all four games, including a three-hit, three-RBI showing in the third game of the series. After going 0-for-4 in his first game of the year, Moore has now reached base safely in each of the last nine games, with hits in all but one of those games, including each of the last seven. He totaled three hits, three RBIs & two runs scored in Houston and two more knocks against the Redbirds on Tuesday.

## NAH NAH NAH

Part of Moore's Gonzaga weekend featured an appearance on ESPN SportsCenter's Top 10, coming in at No. 9 on Saturday evening's edition. In the eighth inning, after clearing the bases with a 4-6-3 double play, Moore charged from the back of the infield to the basepath, fielding a grounder with his glove and flipping the ball from his glove to Cole Austin at first for the out.

## DID WE JUST BECOME SEC PLAYERS OF THE WEEK?

Robert Moore was the third Razorback to earn an SEC weekly honor in 2020, as Heston Kjerstad and Connor Noland earned SEC Co-Player and Pitcher of the Week, respectively, after the first weekend of the year.

- Moore's award marked the first time an Arkansas freshman has won SEC Player of the Week.
- It was the first time Arkansas has won SEC Player of the Week in back-to-back weeks.
- Before Feb. 17 when Kjerstad and Noland won the awards, Arkansas had never won both player & pitcher of the week in the same week.
- It was the first time each of the three recipients have won their respective awards.

## OLDEST & YOUNGEST

The right side of the infield features the oldest and youngest players on this year's roster in Cole Austin (23) and Robert Moore (17). Not only will the two share the same side of the diamond, but their lockers are also next to each other in the Arkansas clubhouse. The time between the two birthdays is 1,882 days, shy of six years. Here are some things that happened before the birth of Robert Moore:

- Titanic became highest-grossing film of all time.
- The last episode of Seinfeld aired on television.
- Mad Cow disease.
- Y2K.
- Star Wars Episode I The Phantom Menace is released and ruins the Star Wars franchise.
- Harry Potter and the Sorcerer's Stone debuts at the box office.

## BEEN AROUND THE BLOCK

Redshirt-senior Cole Austin has the most experience of anyone in the Arkansas clubhouse entering his final collegiate season as a redshirt-senior. He spent the first two years of his collegiate career at West Virginia (2016-17), then took a two-year stint at Arizona State before transferring to Arkansas as a graduate to finish his collegiate career on the Hill. It is the second consecutive season the Razorbacks have had a graduate transfer start at first base, as Trevor Ezell held down the right corner of the infield in 2019.



Redshirt-sophomore pitcher **Caleb Bolden** has been effective on the mound for the Hogs to begin the 2020 campaign. He's pitched three times, totaling 10.0 innings, and has yet to allow a run or walk, while striking out nine batters.

**WEBB A GEM**

Junior outfielder Braydon Webb was one of three Hogs with four or more hits over the weekend, playing twice in Houston. In the finale, he went 3-for-4 with an RBI to score Arkansas' second run of the game and added another hit, two walks and a run scored against Illinois State on Tuesday.

**GUITAR HEROS**

Marshall Denton and Zebulon Vermillion have combined to allow just one earned run in 2020. Denton has pitched in five games, going 4.2 innings with five hits, one walk and four strikeouts. He earned the win in Sunday's finale against the Zags after striking out the side with two runners for a scoreless fourth inning. Vermillion has pitched four times this season, allowing three hits with six strikeouts, picking up the save in Arkansas' season opener vs. Gonzaga. The two right-handers have been known as the team's top duo in Guitar Hero, with "One" by Metallica as their preferred song of choice.

**MR. CONSISTENT**

Outfielder Christian Franklin has been one of the most consistent players in the lineup for the Razorbacks this season, entering the weekend with a .390 average and 16 hits on the year. Against Gonzaga, he put together a .462 average at the plate with six hits, three for extra bases. He recorded two doubles and a home run, with four RBIs and six runs scored over the four games against the Bulldogs. He leads the team in runs scored (15) and walks (7), as he has a hit in all but one game this season, missing out on a knock against Baylor on March 1.

**HOME RUN NECKLACE**

A new addition to the Arkansas dugout this season is a home run necklace, presented to a player when he returns the dugout after launching a dinger. The necklace was found by Arkansas hitting coach Nate Thompson and features teeth taken from wild boars. It has been bestowed upon eight different Razorbacks this season and a total of 14 times, with Heston Kjerstad leading the group with five homers in 2020.

**STARTED OUTSIDE NOW CLIMBING FAST**

Kjerstad began the year on the outside looking in at the top 10 of the Arkansas career home run charts, entering the season with 31. After hitting four in the opening weekend and one in Houston, he moved into sole possession of seventh place, breaking a tie with Rodney Nye (1998-99) and Greg D'Alexander (1987-90). To reach sixth, he needs three more home runs to match Brian Kirby (1998-01).

**THROUGH THE TURNSTILES**

Arkansas fans continue to prove why they are the best in the country, showing out in force to pack Baum-Walker Stadium for the first weekend series of the year. A total of 29,118 came to see the Hogs play last week, which was the second-highest opening weekend attendance in Arkansas history and was No. 2 in total attendance in the country for the first series of the 2020 season.

**ALL-AMERICAN TRIO**

Three Razorback juniors have been blessed with the honor of 2020 Preseason All-America status. Outfielder Heston Kjerstad & infielder Casey Martin have garnered praise from five outlets, both landing on the first team twice, with Kjerstad earning first team accolades from all five. The duo was joined by catcher Casey Opitz, who earned third team honors from Baseball America.

**ALL-AMERICA SUPERLATIVES**

- Both Baseball America and the NCBWA placed Heston Kjerstad & Casey Martin on their preseason First Team All-America lists.
- Baseball America's teams, selected by Major League Baseball scouts, rated Casey Martin as the "Fastest Runner" among the three teams and listed Casey Opitz with the "Best Catcher Arm."
- D1 Baseball's Position Power Rankings placed three Razorbacks in the top five at their respective positions: Heston Kjerstad (1st - Outfield), Casey Martin (3rd - Shortstop) and Casey Opitz (5th - Catcher). Outside of the three All-Americans, D1 Baseball ranked: Christian Franklin (26th - Outfield), Zebulon Vermillion (26th - Relief Pitcher), Robert Moore (29th - Second Base), Connor Noland (63rd - Starting Pitcher) and Patrick Wicklander (64th - Starting Pitcher) in their Preseason Power Rankings as well.

**RESPECT FROM THE LEAGUE'S COACHES**

When the dust settled after a vote by the conference coaches, the Razorbacks finished with four 2020 Preseason First-Team All-SEC members. The All-American trio all received the notoriety, while being joined by junior designated hitter Matt Goodheart. Arkansas was the only school with more than two players on the first team, placing four on this year's squad. The league coaches also selected Arkansas to win the SEC Western Division in 2020, garnering one vote to win the entire league. Last season, the Razorbacks won a share of the division crown for the second-straight year en route to back-to-back trips to the College World Series.

**CAPTAINS KEVIN & CASEY**

Before the team left for the Christmas break, head coach Dave Van Horn had his team select captains for the 2020 season. After the dust settled, redshirt-junior pitcher Kevin Kopps and junior catcher Casey Opitz were voted by the team to be this year's captains. Opitz was unanimously voted by the team to be a captain of the 2020 squad, as a captain's battery is almost inevitable at Baum-Walker Stadium this season.

**IN THE RANKINGS**

After three weeks of action, Arkansas remained in the top 10 in one poll, staying in the top 15 of all six. The Razorbacks ranged from fourth to 11th to begin the 2020 campaign. In press releases and on the front page of our notes, Arkansas will be listed as No. 13 this week, staying consistent with the poll that NCAA Baseball uses all season.

- >> 10th - USA Today Coaches Poll
- >> 11th - NCBWA
- >> 13th - D1 Baseball
- >> 13th - Baseball America
- >> 13th - Collegiate Baseball Newspaper
- >> 14th - Perfect Game

**ROSTER BREAKDOWN**

The 98th edition of Arkansas baseball features players from nine different states. Ten student-athletes on the 35-man roster hail from the Natural State, the second-most state representation on this year's team behind 11 from Texas. Six position player starters and two rotation pieces return from last year's College World Series team, as a total of 16 newcomers join the fray to make up the 2020 unit.



A scene unlike any other, Baum-Walker Stadium played host to the largest postseason attendance in 2019, welcoming over 90,000 fans into its humble abode. Including the postseason, total attendance at Baum-Walker Stadium last season climbed to 348,775, the third-highest total in the nation. On average, Arkansas accumulated 8,719 fans per game, the fourth-highest in the country. It was the 16th-straight year that Arkansas has ranked in the top-five in the nation in attendance, accomplishing the feat in all but the first year of head coach Dave Van Horn's tenure. Baseball America once noted Baum-Walker Stadium as the top college ballpark, remarking "The first of its kind remains College Baseball's Pinnacle."



# NATIONAL POLLS

## D1Baseball

Week 4

1. Florida	11-0
2. Vanderbilt	10-3
3. Louisville	8-3
4. Georgia	11-1
5. Texas Tech	11-1
6. UCLA	11-0
7. Miami	8-3
8. NC State	11-0
9. Ole Miss	10-1
10. Arizona State	8-4
11. Florida State	8-3
12. Duke	9-2
<b>13. Arkansas</b>	<b>7-3</b>
14. UCF	11-2
15. Oklahoma	9-3
16. Michigan	6-4
17. Long Beach State	8-3
18. Mississippi State	7-4
19. Auburn	10-3
20. Tennessee	12-0
21. LSU	7-5
22. TCU	10-1
23. Tulane	9-2
24. Pepperdine	10-1
25. Dallas Baptist	8-3

## Baseball America

Week 4

1. Florida	11-0
2. Texas Tech	11-1
3. Vanderbilt	10-3
4. Georgia	11-1
5. UCLA	11-0
6. Miami	8-3
7. Louisville	8-3
8. Arizona State	8-4
9. Ole Miss	10-1
10. Michigan	6-4
11. Oklahoma	9-3
12. Mississippi State	7-4
<b>13. Arkansas</b>	<b>7-3</b>
14. Florida State	8-3
15. NC State	11-0
16. Duke	9-2
17. Long Beach State	8-3
18. Tennessee	12-0
19. UCF	11-2
20. LSU	7-5
21. Dallas Baptist	8-3
22. TCU	10-1
23. Clemson	9-2
24. Auburn	10-3
25. East Carolina	8-3

## USA Today/Coaches

Week 4

1. Florida	11-0
2. UCLA	11-0
3. Georgia	11-1
4. Texas Tech	11-1
5. Vanderbilt	10-3
6. Louisville	8-3
7. NC State	11-0
8. Ole Miss	10-1
9. Miami	8-3
<b>10. Arkansas</b>	<b>7-3</b>
11. Tennessee	12-0
12. Duke	9-2
13. Arizona State	8-4
14. Florida State	8-3
15. UCF	11-2
16. Oklahoma	9-3
17. Auburn	10-3
18. TCU	10-1
19. Mississippi State	7-4
20. Michigan	6-4
21. Long Beach State	8-3
22. Texas	10-2
23. LSU	7-5
24. Texas A&M	10-3
25. Alabama	12-0

## Perfect Game

Week 4

1. Florida	11-0
2. Louisville	8-3
3. Vanderbilt	10-3
4. Texas Tech	11-1
5. UCLA	11-0
6. Georgia	11-1
7. Arizona State	8-4
8. Duke	9-2
9. Oklahoma	9-3
10. Mississippi State	7-4
11. Miami	8-3
12. Michigan	6-4
13. Auburn	10-3
<b>14. Arkansas</b>	<b>7-3</b>
15. Ole Miss	10-1
16. NC State	11-0
17. Tennessee	12-0
18. Florida State	8-3
19. UCF	11-2
20. TCU	10-1
21. Clemson	9-2
22. Long Beach State	8-3
23. Virginia	9-3
24. Texas A&M	10-3
25. Texas	10-2

## Collegiate Baseball

Week 4

1. UCLA	11-0
2. Florida	11-0
3. Texas Tech	11-1
4. Georgia	11-1
5. Vanderbilt	10-3
6. Louisville	8-3
7. NC State	11-0
8. Ole Miss	10-1
9. Miami	8-3
10. Arizona State	8-4
11. Michigan	6-4
12. Mississippi State	7-4
<b>13. Arkansas</b>	<b>7-3</b>
14. Florida State	8-3
15. UCF	11-2
16. Tennessee	12-0
17. Auburn	10-3
18. TCU	10-1
19. Texas	10-2
20. Texas A&M	10-3
21. Long Beach State	8-3
22. LSU	7-5
23. Alabama	12-0
24. Pepperdine	10-1
25. North Carolina	8-4
26. Duke	9-2
27. Clemson	9-2
28. Oklahoma	9-3
29. Tulane	9-2
30. U.C. Santa Barbara	9-2

## NCBWA

Week 4

1. Florida	11-0
2. Texas Tech	11-1
3. Georgia	11-1
4. Vanderbilt	10-3
5. UCLA	11-0
6. Louisville	8-3
7. NC State	11-0
8. Miami	8-3
9. Arizona State	8-4
10. Ole Miss	10-1
<b>11. Arkansas</b>	<b>7-3</b>
12. Duke	9-2
13. Mississippi State	7-4
14. Florida State	8-3
15. Oklahoma	9-3
16. Tennessee	12-0
17. Michigan	6-4
18. Auburn	10-3
19. UCF	11-2
20. TCU	10-1
21. LSU	7-5
22. East Carolina	8-3
23. Texas A&M	10-3
24. Long Beach State	8-3
25. Dallas Baptist	8-3
26. Alabama	12-0
27. Clemson	9-2
28. Texas	10-2
29. Georgia Tech	7-4
30. Pepperdine	10-1

## Arkansas Week-By-Week in the Polls

	D1	BA	USA TODAY	PG	CB	NCBWA
Preseason	7	11	5	4	9	6
Week 2	7	11	5	4	9	6
Week 3	6	9	5	5	3	2
Week 4	13	13	10	14	13	11
Week 5	--	--	--	--	--	--
Week 6	--	--	--	--	--	--
Week 7	--	--	--	--	--	--
Week 8	--	--	--	--	--	--
Week 9	--	--	--	--	--	--
Week 10	--	--	--	--	--	--
Week 11	--	--	--	--	--	--
Week 12	--	--	--	--	--	--
Week 13	--	--	--	--	--	--
Week 14	--	--	--	--	--	--
Week 15	--	--	--	--	--	--
Week 16	--	--	--	--	--	--
<b>Final</b>	--	--	--	--	--	--

D1 - D1Baseball.com  
 BA - Baseball America  
 ESPN - USA Today/ESPN  
 PG - Perfect Game  
 CB - Collegiate Baseball  
 NCBWA - National Collegiate Baseball Writers Association



**PERSONAL**

Born: Sept. 17, 1960  
 Hometown: Kansas City, Mo.  
 Alma Mater: Arkansas (1988)  
 Masters of Science: East Texas State Univ. (1992)  
 Wife: Karen  
 Children: Hollan, Mariel  
 Named Head Coach at Arkansas: June 21, 2002

**PLAYING HISTORY**

1982-1984 Atlanta Braves Organization  
 1982 MLB Draft: 10th Rd (Braves)  
 1982 Arkansas  
 1980-1981 McLennan (Texas) CC

**COACHING HONORS**

2004 SEC Coach of the Year  
 2001 Baseball America National Coach of the Year  
 2001 BIG 12 Coach of the Year  
 2001 ABCA Midwest Region Coach of the Year  
 2000 ABCA Midwest Region Coach of the Year  
 1997 Southland Coach of the Year  
 1995 Southland Coach of the Year  
 1994 NCAA Division II Coach of the Year  
 1994 ABCA Central Region Coach of the Year

**HALL OF FAME**

2019 Inducted into Arkansas Sports Hall of Fame  
 2013 Inducted into Winnetonka HS HOF  
 2012 Inducted into Ban Johnson League HOF  
 2001 Inducted into Central Missouri State HOF

After 17 years as head coach of the Razorback Baseball program, Dave Van Horn has continued to elevate Arkansas into one of the nation's premier teams year in and year out. Over his 17 seasons as head Hog, Van Horn has led Arkansas to six College World Series appearances, 16 NCAA Tournament berths, one Southeastern Conference overall title, five SEC Western Division championships and a total of 689 wins, averaging more than 40 wins a season.

Ever since returning to his alma mater in 2003 to take over for retiring SEC legend Norm DeBriyn, Van Horn has continued to successfully field nationally competitive teams, while also grooming numerous All-Americans, all-conference and future Major League players.

Under his guidance, 28 Razorbacks have been named All-Americans, 42 as All-SEC players, and 109 have been picked in the MLB Draft. Those draft picks are the third-most among all active head coaches in the SEC.

Van Horn is the second-winningest coach in Arkansas history with 689 wins entering the 2020 season. In 2018, with a win at San Diego State, Van Horn became only the second active head coach in the SEC with 600 or more wins at their current school.

Including his years at Nebraska, Northwestern State and Central Missouri State, Van Horn has racked up 1,060 wins at four-year institutions, which is 15th-most among all active coaches. He is also one of 10 active coaches with 1,000 or more wins at four-year schools.

DVH AGAINST 2020 OPPONENTS				
	W/L	Home	Away	Neutral
Alabama	34-25	17-7	15-15	2-3
Arkansas Pine-Bluff	1-0	1-0	--	--
Auburn	31-23	15-9	16-14	1-0
Baylor	2-2	--	2-1	0-1
Eastern Illinois	22-1	22-1	--	--
Florida	25-21	10-5	9-12	6-4
Georgia	21-17	12-6	9-8	0-3
Gonzaga	6-4	6-3	--	0-1
Grand Canyon	2-0	2-0	--	--
Illinois State	2-2	2-2	--	--
Kentucky	24-12	13-5	11-7	--
Little Rock	0-1	0-1	--	--
LSU	22-41	13-7	8-16	1-8
Michigan State	--	--	--	--
Mississippi State	31-27	19-11	10-14	2-2
Missouri State	20-9	11-7	9-2	--
Oklahoma	3-3	1-0	2-2	0-1
Ole Miss	31-41	16-20	9-15	6-6
Oral Roberts	17-6	11-3	5-3	1-0
South Alabama	3-2	1-2	2-0	--
South Carolina	26-20	12-9	10-8	4-3
Tennessee	26-15	13-6	10-7	2-1
Texas	7-6	2-0	3-4	2-2
Texas A&M	16-13	8-4	7-9	1-0
Troy	5-1	3-0	2-1	--

**VAN HORN'S CAREER NUMBERS**

Year	School	Record	Pct.	Conf.	Place	Tourn.	NCAA
1989	Texarkana CC	39-18	.684	NA	NA	NA	--
1990	Texarkana CC	44-14	.759	NA	NA	NA	--
1991	Texarkana CC	45-12	.789	NA	NA	NA	--
1992	Texarkana CC	48-10	.827	NA	1st	NA	--
1993	Texarkana CC	38-18	.678	NA	NA	NA	--
<i>Totals</i>		<i>214-72</i>	<i>.748</i>	--	--	--	--
.....							
1994	Central Missouri State	51-11	.823	15-1	1st (Div.)	1st (4-1)	NCAA DII Champs
<i>Totals</i>		<i>51-11</i>	<i>.823</i>	<i>15-1</i>	--	<i>1 (4-1)</i>	--
.....							
1995	Northwestern State	37-15	.711	19-5	1st	DNP (0-2)	--
1996	Northwestern State	34-27	.557	14-16	2nd (Div.)	2nd (3-2)	--
1997	Northwestern State	35-23	.603	19-9	1st	DNP (0-2)	--
<i>Totals</i>		<i>106-65</i>	<i>.620</i>	<i>52-30</i>	--	<i>3 (3-6)</i>	--
.....							
1998	Nebraska	24-20	.545	10-13	7th	DNQ	DNQ
1999	Nebraska	42-18	.700	16-9	5th	1st (4-0)	NCAA (1-2)
2000	Nebraska	51-17	.750	21-9	2nd	1st (5-1)	NCAA (4-2)
2001	Nebraska	50-16	.758	20-8	1st	1st (4-0)	CWS (5-2)
2002	Nebraska	47-21	.691	16-11	2nd	2nd (3-1)	CWS (5-3)
<i>Totals</i>		<i>214-92</i>	<i>.699</i>	<i>67-39</i>	--	<i>4 (16-2)</i>	<i>4 (15-9)</i>
.....							
2003	Arkansas	35-22	.612	14-16	6th West	T-7th (0-2)	NCAA (1-2)
2004	Arkansas	45-24	.652	19-11	T-1st Overall	4th (2-2)	CWS (6-3)
2005	Arkansas	39-22	.636	13-17	T-5th West	T-7th (0-2)	NCAA (2-2)
2006	Arkansas	39-21	.650	18-12	2nd West	T-7th (0-2)	NCAA (1-2)
2007	Arkansas	43-21	.672	18-12	1st West	2nd (3-1)	NCAA (2-2)
2008	Arkansas	34-24	.586	14-15	4th West	DNQ	NCAA (0-2)
2009	Arkansas	41-24	.631	14-15	4th West	4th (2-2)	CWS (7-2)
2010	Arkansas	43-21	.672	18-12	2nd West	T-7th (0-2)	NCAA (3-3)
2011	Arkansas	40-22	.645	15-15	1st West	T-3rd (2-2)	NCAA (2-2)
2012	Arkansas	46-22	.676	16-14	T-2nd West	T-9th (0-2)	CWS (7-3)
2013	Arkansas	39-22	.639	18-11	2nd West	T-3rd (2-1)	NCAA (2-2)
2014	Arkansas	40-25	.615	16-14	4th West	T-3rd (3-2)	NCAA (2-2)
2015	Arkansas	40-25	.615	17-12	3rd West	T-5th (2-2)	CWS (5-3)
2016	Arkansas	26-29	.473	7-23	7th West	DNQ	DNQ
2017	Arkansas	45-19	.703	18-11	2nd West	2nd (3-2)	NCAA (3-2)
2018	Arkansas	48-21	.696	18-12	T-1st West	T-3rd (2-1)	CWS Runner-Up (9-3)
2019	Arkansas	46-20	.697	20-10	T-1st West	T-5th (1-2)	NCAA (5-3)
2020	Arkansas	7-4	.636	--	--	--	--
<i>Totals</i>		<i>696-388</i>	<i>.643</i>	<i>273-232</i>	--	<i>15 (22-27)</i>	<i>16 (57-39)</i>
.....							
<i>CAREER TOTALS</i>		<i>1,282-628</i>	<i>.672</i>	<i>407-302</i>	--	<i>45-36 (.556)</i>	<i>72-47 (.600)</i>



# NUMERICAL ROSTER

No.	Player	Pos.	B/T	Yr.	Ht.	Wt.	Hometown/Previous School
1	Robert Moore	INF	S/R	Fr.	5-9	165	Leawood, Kan. / Shawnee Mission East HS
3	Zack Gregory	INF	L/R	R-Fr.	5-10	185	Keller, Texas / Timber Creek HS
4	Cullen Smith	INF	L/R	R-Jr.	6-0	190	Nashville, Tenn. / Wilson Central HS / East Tenn. State
5	Jacob Nesbit	INF	R/R	R-So.	6-0	180	Coppell, Texas / Coppell HS
7	Dominic Tamez	C	R/R	Fr.	5-11	200	San Antonio, Texas / Claudia Taylor Johnson HS
8	Braydon Webb	INF/OF	R/R	R-Jr.	6-0	195	McKinney, Texas / McKinney Boyd HS / Grayson CC
10	Matt Goodheart	INF	L/R	Jr.	6-1	180	Magnolia, Ark. / Magnolia HS / San Jacinto CC
11	Cason Tollett	C/1B	R/R	Fr.	6-1	205	Little Rock, Ark. / Little Rock Christian Academy
12	Casey Opitz	C	S/R	Jr.	5-11	195	Centennial, Colo. / Heritage HS
13	Connor Noland	RHP	R/R	So.	6-2	215	Greenwood, Ark. / Greenwood HS
15	Casey Martin	INF	R/R	Jr.	5-11	175	Lonoke, Ark. / Lonoke HS
16	Cole Austin	INF	R/R	R-Sr.	6-2	195	Kennesaw, Ga. / Harrison HS/ West Virginia / Arizona St.
17	Jesse Pierce	INF/OF	R/R	Fr.	6-3	185	Las Vegas, Nev. / Arbor View HS
18	Heston Kjerstad	OF	L/R	Jr.	6-3	205	Amarillo, Texas / Randall HS
19	Trey Harris	OF	R/R	So.	5-10	175	Little Rock, Ark. / Little Rock Christian Academy
20	Elijah Trest	RHP	L/R	So.	6-3	205	White Oak, Texas / White Oak HS
21	Jacob Burton	RHP	R/R	So.	6-0	180	Diana, Texas / New Diana HS
22	Curtis Washington Jr.	OF	R/R	So.	6-2	175	West Memphis, Ark. / Academies of West Memphis HS
24	Bryce Matthews	OF	L/R	Fr.	6-4	200	Parker, Colo. / Chaparral HS
25	Christian Franklin	OF	R/R	So.	5-11	185	Overland Park, Kan. / Rockhurst HS
26	Travis Hester	RHP	R/R	R-Fr.	6-2	195	College Station, Texas / College Station HS
27	Blake Adams	RHP	R/R	Fr.	6-2	205	Springdale, Ark. / Springdale Har-Ber HS
28	Kole Ramage	RHP	R/R	Jr.	6-1	200	Southlake, Texas / Southlake Carroll HS
29	Marshall Denton	RHP	R/R	R-Jr.	5-11	170	Beebe, Ark. / Beebe HS
31	Caleb Bolden	RHP	R/R	R-So.	6-2	190	Texarkana, Texas / Pleasant Grove HS
32	Zack Morris	LHP	L/L	Fr.	6-3	215	Cabot, Ark. / Cabot HS
33	Patrick Wicklander	LHP	R/L	So.	6-1	200	San Jose, Calif. / Valley Christian HS
34	Kevin Heinrich	RHP	R/R	Fr.	6-3	195	Coral Springs, Fla. / Marjory Stoneman Douglas HS
36	Peyton Pallette	RHP	R/R	Fr.	6-1	165	Benton, Ark. / Benton HS
37	Caden Monke	LHP	L/L	So.	6-3	170	Mt. Olive, Ill. / Mt. Olive HS
38	Mark Adamiak	RHP	R/R	Fr.	6-4	210	Shawnee, Kan. / Shawnee Mission Northwest HS
39	Evan Taylor	LHP	L/L	So.	6-4	250	Florence, Ala. / Florence HS
40	Corey Spain	LHP	L/L	Fr.	5-11	215	Monett, Mo. / Monett HS
41	Will McEntire	RHP	L/R	Fr.	6-4	225	Bryant, Ark. / Bryant HS
43	Miller Pleimann	RHP	R/R	So.	6-4	195	Fayetteville, Ark. / Fayetteville HS / Wichita State
44	Collin Taylor	RHP	R/R	R-Jr.	5-11	230	Florence, Ala. / Florence HS / Walters State CC
45	Kevin Kopps	RHP	R/R	R-Jr.	6-0	205	Sugar Land, Texas / George Ranch HS
46	Carter Sells	RHP	R/R	So.	6-0	200	Brentwood, Tenn. / Ravenwood HS
49	Liam Henry	LHP	L/L	So.	6-2	185	Kansas City, Mo. / Park Hill HS
51	Hunter Milligan	LHP	L/L	R-So.	6-4	215	Greenbrier, Ark. / Greenbrier HS
57	Nathan Rintz	RHP	R/R	Fr.	6-2	185	Schaumburg, Ill. / Schaumburg HS
58	Evan Gray	RHP	R/R	Fr.	6-4	195	Swansea, Ill. / Belleville East HS
88	Zebulon Vermillion	RHP	L/R	Jr.	6-4	225	Prairie Village, Kan. / Shawnee Mission East HS

## Coaches and Support Staff

Head Coach: 2 Dave Van Horn, 18th Season (Arkansas, 1988)  
Assistant Coach: 30 Nate Thompson, 3rd Season (Dallas Baptist, 2006)  
Assistant Coach: 47 Matt Hobbs, 2nd Season (Missouri, 2002)  
Volunteer Assistant Coach: 9 Taylor Smart, 2nd Season (Tennessee, 2014)  
Student Assistants: 35 Harrison Heffley, 3rd Season; 48 DJ Baxendale, 1st Season; 44 Kacey Murphy, 1st Season  
Director of Operations: Clay Goodwin, 13th Season (Arkansas, 2005)  
Athletic Trainer: Corey Wood (East Carolina, 2008)  
Strength & Conditioning: Blaine Kinsley (Lenoir-Rhyne, 2010)  
Director of Video and Scouting: Zach Barr (Arkansas, 2017)  
Managers: Cale Petrie, Chandler Tolbert, Sean O'Neill, Josh Langham, John McElroy; Graduate Manager: Phil Cebuhar

## Pronunciation Guide

Mark Adamiak	uh-DOM-ee-ack	Peyton Pallette	PAH-let
Kevin Heinrich	HIGHN-rick	Miller Pleimann	PLY-men
Heston Kjerstad	KERR-stad	Kole Ramage	RAM-midge
Caden Monke	Monk	Nathan Rintz	Rinse
Jacob Nesbit	NEZ-bit	Dominic Tamez	TAH-mehz
Casey Opitz	Ohpitts	Cason Tollet	TUH-let





# PATRICK WICKLANDER

LHP • R/L • 6-1 • 200 • Sophomore  
San Jose, Calif. • Valley Christian HS

# 33

## SEASON HIGHS

Category	High	Opponent (Last)	Date
Innings	6.0	Gonzaga	2/22/20
Longest Start	6.0	Gonzaga	2/22/20
Shortest Start	1.0	vs. Texas	2/29/20
Longest Relief	--	--	--
Hits	5	vs. Texas	2/29/20
Runs	6	vs. Texas	2/29/20
Earned Runs	4	vs. Texas	2/29/20
Walks	2	Eastern Illinois	2/15/20
Strikeouts	7	2x (Gonzaga)	2/22/20

## WICKLANDER'S CAREER APPEARANCES

Patrick Wicklander 2020 Game-By-Game (Sophomore)  
(3 Appearances, 3 Starts)

Date	Opponent	IP	H	R-ER	BB	K	Result
2/15/20	Eastern Illinois*	5.0	3	0-0	2	7	W, 10-1
2/22/20	Gonzaga*	6.0	1	0-0	1	7	W, 5-0
2/29/20	vs. Texas*	1.0	5	6-4	1	0	L, 8-7
<b>TOTALS</b>	<b>3 G, 3 GS</b>	<b>12.0</b>	<b>9</b>	<b>6-4</b>	<b>4</b>	<b>14</b>	<b>2-1</b>

Patrick Wicklander 2019 Game-By-Game (Freshman)  
(21 Appearances, 14 Starts)

Date	Opponent	IP	H	R-ER	BB	K	Result
2/17/19	Eastern Illinois	2.1	2	1-1	0	4	ND
2/21/19	at USC	0.0	0	0-0	2	0	ND
2/23/19	at USC	2.0	2	2-2	0	2	L, 0-1
2/27/19	Memphis*	3.0	3	2-2	1	4	ND
3/2/19	Stony Brook	1.0	0	0-0	2	3	ND
3/6/19	Charlotte*	5.0	1	0-0	3	8	W, 1-1
3/12/19	Western Illinois*	5.0	1	0-0	1	8	W, 2-1
3/19/19	at #9 Texas*	4.0	5	4-4	1	3	ND
3/23/19	at Alabama	0.0	0	3-3	3	0	ND
3/26/19	at Missouri St.*	2.0	0	0-0	0	5	ND
3/31/19	#21 Ole Miss	0.1	2	2-2	2	0	ND
4/2/19	Little Rock*	3.1	3	3-0	2	5	ND
4/6/19	at #15 Auburn*	5.0	2	0-0	3	6	W, 3-1
4/14/19	at #6 Vanderbilt	3.0	3	3-3	3	4	ND
4/19/19	#2 Miss. State*	4.0	3	2-2	3	6	ND
4/27/19	#18 Tennessee*	5.2	4	2-2	2	7	W, 4-1
5/5/19	at Kentucky*	5.0	4	1-1	1	6	W, 5-1
5/10/19	#15 LSU*	3.1	5	3-3	2	4	ND
5/17/19	at #17 Texas A&M*	1.2	3	4-4	3	2	L, 5-2
5/22/19	vs. Ole Miss*	4.1	2	2-2	1	4	ND
6/2/19	vs. TCU*	5.0	3	0-0	1	7	W, 6-2
6/10/19	vs. Ole Miss*	1.2	2	1-1	1	2	ND
<b>TOTALS</b>	<b>22 G, 15 GS</b>	<b>66.2</b>	<b>50</b>	<b>35-32</b>	<b>37</b>	<b>90</b>	<b>6-2</b>

## BIO

### 2020 TRENDS

#### As a Sophomore (2020)

Started game two of Arkansas' three-game series against Eastern Illinois ... Earned the win after going 5.0 innings of three-hit, two-walk ball with no runs allowed and seven strikeouts, one shy of a career-high ... Sixth start of his career with no runs allowed ... Picked up his second win of the season in his second start of the year, tossing 6.0 frames against Gonzaga on Feb. 22 ... Allowed just one hit, a hit batter and one walk, matching his season-high strikeout total of seven ... Took two starts to hit two wins, needing three to do so last season ... Seventh start of his career with no runs allowed ... Had a rough go at it on Saturday against Texas (2/29), allowing six runs, four earned, on five hits and a walk, in Arkansas 8-7 loss ... Most runs given up in a game during his collegiate career and shortest start.


#### As a Freshman (2019)

>> SEC All-Freshman Team

Made 22 appearances, 15 being starts and generated a 6-2 record with a 4.32 ERA ... Pitched 66.2 innings and allowed just 32 earned runs on 50 hits and struck out 90 batters, the second-highest total among the pitching staff ... His strikeout total was 15th-most among all pitchers in the SEC and second among all freshman pitchers ... Held opponents to a .209 batting average, the second-lowest among Razorback starting pitchers ... Made nine appearances in SEC play, six being starts and garnered three wins (at Auburn - April 6; vs. Tennessee - April 27; at Kentucky - May 5) ... Pitched 28.0 innings against league opponents and struck out 35, the second-most on the pitching staff ... Struck out six or more in four of his six conference starts (at Auburn - April 6; vs. Mississippi State - April 19; vs. Tennessee - April 27; at Kentucky - May 5) ... Made two appearances in the NCAA Tournament (vs. TCU - June 2; vs. Ole Miss - June 10) and combined for 6.2 innings, allowing just one run on five hits and two walks, while striking out nine ... Made his first collegiate appearance against Eastern Illinois (Feb. 17), working 2.1 innings and allowing just one run on two hits with four strikeouts ... Made first collegiate start vs. Memphis (Feb. 27), going 3.0 innings and allowing two earned runs on three hits with four strikeouts ... Picked up first collegiate win vs. Charlotte (March 6) after throwing 5.0 scoreless innings with only one hit allowed ... Worked 5.0 or more innings six times, his longest outing coming against No. 18 Tennessee (April 27), where he struck out seven and allowed just two runs on four hits ... Struck out a season-high eight batters twice in back-to-back outings (vs. Charlotte - March 6; vs. Western Illinois - March 12) ... Gave up three hits in five scoreless innings in his first NCAA Tournament start vs. TCU (June 2), striking out seven and walking one ... Followed it up the next weekend in the NCAA Super Regional vs. Ole Miss (June 10) with 1.2 innings of work and one run allowed with two strikeouts.

### Patrick Wicklander Career Stats

Year	ERA	W	L	App	GS	CG	SHO	CBO	SV	IP	H	R	ER	BB	SO	2B	3B	HR	BF	B/Avg	WP	HBP	BK	SFA	SHA	PO	A	E	FLD%
2019	4.32	6	2	22	15	0	0	3	0	66.2	50	35	32	37	90	12	0	6	294	.209	5	11	0	2	5	7	10	1	.944
2020	3.00	2	1	3	3	0	0	1	0	12.0	9	6	4	4	14	0	0	0	50	.205	0	2	0	0	0	2	1	0	1.000
<b>TOTAL</b>	<b>4.12</b>	<b>8</b>	<b>3</b>	<b>25</b>	<b>18</b>	<b>0</b>	<b>0</b>	<b>4</b>	<b>0</b>	<b>78.2</b>	<b>59</b>	<b>41</b>	<b>36</b>	<b>41</b>	<b>104</b>	<b>12</b>	<b>0</b>	<b>6</b>	<b>344</b>	<b>.208</b>	<b>5</b>	<b>13</b>	<b>0</b>	<b>2</b>	<b>5</b>	<b>9</b>	<b>11</b>	<b>1</b>	<b>.952</b>



## CALEB BOLDEN

RHP • R/R • 6-2 • 190 • Redshirt-Sophomore  
 Texarkana, Texas • Pleasant Grove HS

# 31

### CAREER HIGHS

Category	High	Opponent (Last)	Date
Innings	7.0	ULM	4/4/18
Longest Start	7.0	ULM	4/4/18
Shortest Start	1.0	Missouri State	4/17/18
Longest Relief	4.0	vs. Texas	2/29/20
Hits	7	2x (ULM)	4/4/18
Runs	3	3x (Missouri State)	4/17/18
Earned Runs	3	3x (Missouri State)	4/17/18
Walks	3	Kent State	3/9/18
Strikeouts	6	2x (Grambling St.)	4/10/18

### BOLDEN'S CAREER APPEARANCES

Caleb Bolden Game-By-Game (Redshirt-Sophomore)  
 (3 Appearances, 1 Starts)

Date	Opponent	IP	H	R-ER	BB	K	Result
2/15/20	Eastern Illinois	3.0	3	0-0	0	3	ND
2/23/20	Gonzaga*	3.0	5	0-0	0	1	ND
2/29/20	vs. Texas	4.0	2	0-0	0	5	ND
<b>TOTALS</b>	<b>3 G, 1 GS</b>	<b>10.0</b>	<b>10</b>	<b>0-0</b>	<b>0</b>	<b>9</b>	<b>0-0</b>

Caleb Bolden Game-By-Game (Freshman)  
 (10 Appearances, 4 Starts)

Date	Opponent	IP	H	R-ER	BB	K	Result
2/18/18	Bucknell	3.0	2	0-0	1	0	ND
2/28/18	Dayton*	6.0	7	0-0	0	6	W, 1-0
3/9/18	Kent State	0.2	1	3-3	3	1	ND
3/14/18	Texas	3.0	1	0-0	2	3	W, 2-0
3/24/18	at #2 Florida	1.0	1	3-3	2	0	ND
4/3/18	ULM*	7.0	7	0-0	0	5	W, 3-0
4/10/18	Grambling St.*	5.0	4	2-2	2	6	ND
4/17/18	Missouri St.*	1.0	4	3-3	1	2	ND
4/29/18	Alabama	2.0	3	1-1	2	2	ND
6/2/18	Southern Miss	0.0	3	2-2	0	0	ND
<b>TOTALS</b>	<b>10 G, 4 GS</b>	<b>28.2</b>	<b>33</b>	<b>14-14</b>	<b>13</b>	<b>25</b>	<b>3-0</b>

### 2020 TRENDS

#### As a Redshirt-Sophomore

Appeared as the first reliever in Saturday's game against Eastern Illinois ... First outing on the mound since returning from injury that sidelined him for the 2019 season ... Tossed three scoreless frames, allowing three hits, no runs or walks, while striking out three ... Fifth scoreless outing of his collegiate career ... Picked up his first start since April 17, 2018, on Feb. 23, 2020, throwing 3.0 frames against Gonzaga in Arkansas' 9-5 win ... Did not allow a run, giving up five hits with one strikeout in 12 batters faced ... Exited the game with two runners on base and no outs in the fourth inning, as Marshall Denton struck out the next three hitters to keep his line clean ... Posted a career-high 4.0 innings in relief against Texas on Feb. 29, providing a much-needed calming presence on the mound for the Razorbacks ... He allowed just two runners in 14 batters faced, striking out five ... Highest strikeout total of the season and highest since his best of six against Grambling State on April 10, 2018.

### Caleb Bolden Career Stats

Year	ERA	W	L	App	GS	CG	SHO	CBO	SV	IP	H	R	ER	BB	SO	2B	3B	HR	BF	B/Avg	WP	HBP	BK	SFA	SHA	PO	A	E	FLD%
2018	4.40	3	0	10	4	0	0	1	0	28.2	33	14	14	13	25	3	0	2	125	.306	5	2	0	0	2	3	5	0	1.000
2020	0.00	0	0	3	1	0	0	0	0	10.0	10	0	0	0	9	3	0	0	38	.278	0	1	0	0	1	0	0	0	.000
<b>TOTAL</b>	<b>3.26</b>	<b>3</b>	<b>0</b>	<b>13</b>	<b>5</b>	<b>0</b>	<b>0</b>	<b>1</b>	<b>0</b>	<b>38.2</b>	<b>43</b>	<b>14</b>	<b>14</b>	<b>13</b>	<b>34</b>	<b>6</b>	<b>0</b>	<b>2</b>	<b>163</b>	<b>.299</b>	<b>5</b>	<b>3</b>	<b>0</b>	<b>0</b>	<b>3</b>	<b>3</b>	<b>5</b>	<b>0</b>	<b>1.000</b>



# KOLE RAMAGE

RHP • R/R • 6-1 • 200 • Junior  
 Southlake, Texas • Southlake Carroll HS

# 28

### CAREER HIGHS

Category	High	Opponent (Last)	Date
Innings	5.0	2x (vs Baylor)	3/1/20
Longest Start	5.0	2x (vs Baylor)	3/1/20
Shortest Start	1.2	#4 Kentucky	3/17/18
Longest Relief	4.2	at #15 Auburn	4/5/19
Hits	7	at #6 Vanderbilt	4/13/19
Runs	7	at #6 Vanderbilt	4/13/19
Earned Runs	7	at #6 Vanderbilt	4/13/19
Walks	6	#14 Ole Miss	6/9/19
Strikeouts	7	Grambling State	4/30/19

### RAMAGE'S CAREER APPEARANCES

Kole Ramage 2020 Game-By-Game (Junior)  
 (4 Appearances, 2 Starts)

Date	Opponent	IP	H	R-ER	BB	K	Result
2/16/20	Eastern Illinois	2.0	1	0-0	1	2	W, 1-0
2/20/20	Gonzaga*	2.2	4	2-2	2	2	ND
2/23/20	Gonzaga	1.2	2	1-0	0	0	ND
3/1/20	vs Baylor*	5.0	4	2-2	1	6	L, 0-1
<b>TOTALS</b>	<b>4 G, 2 GS</b>	<b>11.1</b>	<b>11</b>	<b>5-4</b>	<b>4</b>	<b>10</b>	<b>1-1</b>

Kole Ramage 2019 Game-By-Game (Sophomore)  
 (24 Appearances, 2 Starts)

Date	Opponent	IP	H	R-ER	BB	K	Result
2/16/19	Eastern Illinois	2.1	4	1-0	2	4	W, 1-0
2/21/19	at USC	3.1	2	0-0	0	2	W, 2-0
3/1/19	Stony Brook	3.2	2	0-0	1	4	W, 3-0
3/6/19	Charlotte	1.0	0	0-0	0	1	ND
3/9/19	Louisiana Tech	0.2	3	2-0	0	0	ND
3/12/19	Western Illinois	1.0	0	0-0	0	1	ND
3/16/19	Missouri	3.0	2	2-2	0	1	W, 4-0
3/20/19	at #9 Texas	3.0	0	0-0	0	3	W, 5-0
3/23/19	at Alabama	3.1	3	3-3	0	1	ND
3/28/19	at Missouri St.	2.0	1	0-0	2	2	ND
3/29/19	#21 Ole Miss	3.1	3	1-1	0	2	ND
4/2/19	Little Rock	0.2	3	4-4	1	1	L, 5-1
4/5/19	at #15 Auburn	4.2	3	2-0	5	3	ND
4/9/19	Oral Roberts	1.0	3	3-2	0	0	W, 6-1
4/13/19	at #6 Vanderbilt	3.0	7	7-7	2	3	ND
4/19/19	#2 Mississippi St.	1.0	2	3-3	1	1	ND
4/23/19	Northwestern St.*	5.0	5	1-1	1	5	W, 7-1
4/27/19	#18 Tennessee	2.0	2	1-1	1	3	ND
4/30/19	Grambling St.*	4.0	5	3-2	4	7	ND
5/9/19	#15 LSU	2.0	3	2-2	0	1	ND
5/17/19	at #17 Texas A&M	4.1	3	2-2	2	5	ND
5/23/19	vs. Georgia	2.0	2	1-1	1	2	ND
5/24/19	vs. Ole Miss	1.0	0	0-0	0	1	ND
6/9/19	vs. #14 Ole Miss	2.2	3	4-4	6	0	ND
<b>TOTALS</b>	<b>24 G, 1 GS</b>	<b>60.0</b>	<b>61</b>	<b>42-35</b>	<b>29</b>	<b>49</b>	<b>7-1</b>

Kole Ramage 2018 Game-By-Game (Freshman)  
 (21 Appearances, 2 Starts)

Date	Opponent	IP	H	R-ER	BB	K	Result
2/16/18	Bucknell	2.0	1	0-0	0	4	ND
2/25/18	at San Diego	1.0	3	3-2	1	0	ND
3/1/18	Dayton	2.0	2	0-0	0	3	ND
3/9/18	Kent State	2.0	2	1-1	0	4	ND
3/11/18	Kent State	0.0	1	1-0	1	0	ND
3/14/18	Texas	2.2	2	0-0	2	3	ND
3/17/18	No. 4 Kentucky*	1.2	2	4-1	1	2	ND
3/21/18	at Charlotte	1.0	2	1-1	0	1	L, 0-1
3/30/18	at No. 4 Ole Miss	3.2	0	0-0	0	5	ND
4/3/18	ULM	1.1	1	5-1	2	1	ND
4/10/18	Grambling St.	2.2	3	4-0	1	5	ND
4/12/18	South Carolina	0.1	1	0-0	0	1	ND
4/17/18	Missouri St.	1.2	0	0-0	0	2	W, 1-1
4/21/18	at Mississippi St.	0.1	1	0-0	0	1	ND
4/29/18	Alabama	0.2	0	3-2	2	2	ND
5/19/18	at #13 Georgia*	4.2	6	2-2	1	5	ND
5/23/18	vs. South Carolina	2.2	5	2-2	2	3	ND
6/10/18	#25 South Carolina	1.0	1	1-1	0	2	ND
6/17/18	vs. Texas	1.0	2	2-2	2	3	ND
6/27/18	vs. Oregon St.	1.2	1	0-0	0	1	ND
6/28/18	vs. Oregon St.	2.0	1	1-1	1	2	ND
<b>TOTALS</b>	<b>21 G, 2 GS</b>	<b>33.1</b>	<b>33</b>	<b>24-14</b>	<b>14</b>	<b>46</b>	<b>1-1</b>

### 2020 TRENDS

#### As a Junior (2020)

Appeared as the first reliever on Sunday against Eastern Illinois ... Worked 2.0 innings of relief, allowing just one hit and one walk, striking out two, to earn the victory ... Second consecutive year to enter in relief in his first appearance of the year and come away with the win ... 16th career shutout outing ... Made his first start of the 2020 season on Feb. 20 against Gonzaga ... Went 2.2 innings, allowing two runs on four hits & two walks, striking out two ... Fifth career start ... Worked 1.2 innings in relief on Sunday, Feb. 23, against Gonzaga, allowing one run, unearned, on two hits ... Picked up his second start of the season, first on normal rest and delivered five strong innings against Baylor on March 1 ... Allowed just two runs on four hits and a walk, striking out six, one off a career-high ... Most innings pitched since a start against Northwestern State on April 23, 2019 ... Second time in his career to go 5.0 frames.

### Kole Ramage Career Stats

Year	ERA	W	L	App	GS	CG	SHO	CBO	SV	IP	H	R	ER	BB	SO	2B	3B	HR	BF	B/Avg	WP	HBP	BK	SFA	SHA	PO	A	E	FLD%
2018	4.00	1	1	21	2	0	0	1	0	36.0	36	30	16	16	50	5	0	3	164	.261	8	2	0	2	6	4	8	0	1.000
2019	5.25	7	1	24	2	0	0	1	0	60.0	61	42	35	29	53	7	1	8	272	.260	7	4	0	2	2	4	11	1	.938
2020	3.18	1	1	4	2	0	0	0	0	11.1	11	5	4	4	10	2	0	1	39	.234	2	2	0	0	1	0	3	1	1.000
<b>TOTAL</b>	<b>4.61</b>	<b>9</b>	<b>3</b>	<b>49</b>	<b>6</b>	<b>0</b>	<b>0</b>	<b>2</b>	<b>0</b>	<b>107.1</b>	<b>108</b>	<b>77</b>	<b>55</b>	<b>49</b>	<b>113</b>	<b>14</b>	<b>1</b>	<b>12</b>	<b>475</b>	<b>.267</b>	<b>17</b>	<b>8</b>	<b>0</b>	<b>4</b>	<b>9</b>	<b>8</b>	<b>22</b>	<b>2</b>	<b>.935</b>

**RECORD RUNDOWN**

Overall.....	7-4
vs. Top-5 Teams.....	0-0
vs. Top-10 Teams.....	0-0
vs. Top-25 Teams.....	0-1
vs. Unranked Teams.....	7-3
At home.....	7-1
On the road.....	0-0
At neutral sites.....	0-3
In day games.....	7-2
In night games.....	0-2
In extra innings.....	0-0
vs. teams .500 or better.....	1-3
vs. teams .500 or worse.....	6-1
vs. left-handed starter.....	4-0
vs. right-handed starter.....	3-4
When starter receives decision.....	4-2
When reliever receives decision.....	3-2
When starter goes 5+ innings.....	4-2
When starter goes less than 5 innings.....	3-2
When scoring first.....	7-0
When opponent scores first.....	0-4
When leading after 6 innings.....	6-0
When trailing after 6 innings.....	0-2
When tied after 6 innings.....	1-2
When leading after 8 innings.....	7-0
When trailing after 8 innings.....	0-3
When tied after 8 innings.....	0-1
In one-run games.....	0-3
In two-run games.....	1-0
Series W-L-T.....	2-0-0
Series sweeps/times swept.....	2/0
When scoring 0-2 runs.....	0-1
When scoring 3-5 runs.....	2-1
When scoring 6-9 runs.....	3-2
When scoring 10+ runs.....	2-0
Shutouts vs. times shut out.....	1/0
When opponent scores 5 runs or less.....	7-1
When opponent scores 5 runs or more.....	0-3
When collecting 0-3 hits.....	0-0
When collecting 4-6 hits.....	0-0
When collecting 7-9 hits.....	4-1
When collecting 10-12 hits.....	1-2
When collecting 13+ hits.....	2-1
When out-hitting opponent.....	6-2
When out-hit by opponent.....	1-0
When hits are equal.....	0-2
When hitting a home run.....	6-2
When opponent hits a home run.....	2-4
When errorless.....	3-1
When committing one error.....	2-1
When committing 2+ errors.....	2-2
When opponent is errorless.....	2-3
vs. SEC.....	0-0
vs. SEC East.....	0-0
vs. SEC West.....	0-0
vs. non-conference.....	7-4
Game 1 of weekend series.....	2-1
Game 2 of weekend series.....	2-1
Game 3 of weekend series.....	2-1
In February.....	7-2
In March.....	0-2
In April.....	0-0
In May.....	0-0
In June.....	0-0

**MULTIPLE-HIT GAMES**

Name	2	3	4	5+	Total
Heston Kjerstad	3	3	-	-	6
Christian Franklin	2	2	-	-	4
Robert Moore	3	1	-	-	4
Casey Opitz	2	1	-	-	3
Braydon Webb	2	1	-	-	3
Matt Goodheart	-	2	-	-	2
Jacob Nesbit	1	1	-	-	2
Casey Martin	1	-	1	-	2
Cole Austin	1	-	-	-	1
Zack Gregory	1	-	-	-	1
Dominic Tamez	1	-	-	-	1
Team	17	11	1	0	29

**CAREER MULTIPLE-HIT GAMES**

Name	2017	2018	2019	2020	Total
Casey Martin	--	29	26	2	57
Heston Kjerstad	--	24	24	6	54
Cole Austin	24	--	0	1	32
Braydon Webb	--	2	27	2	31
Matt Goodheart	--	--	21	2	23
Christian Franklin	--	--	17	4	21
Jacob Nesbit	--	--	12	2	14
Casey Opitz	--	2	6	3	11
Robert Moore	--	--	--	4	4
Curtis Washington	--	--	3	--	3
Zack Gregory	--	--	--	1	1
Dominic Tamez	--	--	--	1	1

**MULTIPLE-RBI GAMES**

Name	2	3	4	5+	Total
Robert Moore	4	1	-	-	5
Casey Opitz	3	-	-	-	3
Heston Kjerstad	1	1	-	1	3
Matt Goodheart	1	2	-	-	3
Christian Franklin	2	-	-	-	2
Jacob Nesbit	2	-	-	-	2
Braydon Webb	1	-	-	-	1
Cole Austin	1	-	-	-	1
Casey Martin	-	1	-	-	1
Team	15	5	0	1	21

**HITTING STREAKS**

Name	CURRENT	2020 CAREER
Braydon Webb	4	4
Jacob Nesbit	4	4
Matt Goodheart	3	3
Heston Kjerstad	11	11
Casey Martin	1	3
Cole Austin	-	2
Christian Franklin	1	9
Robert Moore	8	8
Casey Opitz	-	4
Zack Gregory	-	2
Dominic Tamez	1	1

**REACHED BASE**

Name	CURRENT	2020 CAREER
Braydon Webb	4	4
Casey Martin	1	8
Matt Goodheart	3	5
Jacob Nesbit	4	4
Heston Kjerstad	11	11
Casey Opitz	-	5
Cole Austin	-	6
Robert Moore	10	10
Christian Franklin	1	9
Zack Gregory	-	5
Curtis Washington Jr.	1	1
Dominic Tamez	1	1

**HOME RUNS**

Career Home Runs	SOLO	2R	3R	GS	Total
Heston Kjerstad	23	6	5	1	35
Casey Martin	13	7	6	1	27
Braydon Webb	1	--	--	--	15
Cole Austin	--	--	--	--	11
Christian Franklin	4	1	2	1	8
Matt Goodheart	1	4	1	--	6
Jacob Nesbit	1	1	2	--	4
Casey Opitz	1	3	--	--	4
Robert Moore	--	2	--	--	2
Casey Washington, Jr.	1	--	--	--	1

**HOME RUN BREAKDOWN**

Total.....	14
At Baum Stadium.....	11
On The Road.....	0
At Neutral Site.....	3
vs. RHP.....	13
vs. LHP.....	1
w/ 0 Outs.....	5
w/ 1 Out.....	3
w/ 2 Outs.....	6
Solo.....	8
Two-Run.....	5
Three-Run.....	1
Grand Slam.....	0
Back-To-Back.....	2
Pinch-Hit.....	0
Walk-Off.....	0
Before the 7th Inning.....	11
7th Inning and Beyond.....	2
Opponent Total.....	4
Last HR Given Up.....	Two-Run
Longest Stretch Without HR Allowed.....	3
Current Streak of No HR Allowed.....	0

**COMEBACKS****BLOWN LEADS**

Date/Opp.	Score	Final
2/29 vs Oklahoma	3-2 (5)	6-3
3/3 vs Illinois State	4-3 (5)	8-7

# HOME RUN CHART ||



No.	Player	Gm#	Date	Opponent	Pitcher	On Base	Inn	Outs	Count	Score	Final
1	Christian Franklin (1)	1	2/14	Eastern Illinois	Will Klein	1	5th	2	1-0	1-0	5-1
2	Heston Kjerstad (1) ^	1	2/14	Eastern Illinois	Will Klein	0	5th	2	3-1	3-0	5-1
3	Heston Kjerstad (2)	1	2/14	Eastern Illinois	Will Klein	0	7th	2	1-2	4-1	5-1
4	Braydon Webb (1) *	2	2/15	Eastern Illinois	Trevor Nicholson	0	1st	0	1-1	0-0	10-1
5	Matt Goodheart (1)	2	2/15	Eastern Illinois	Trevor Nicholson	1	1st	1	1-1	1-0	10-1
6	Heston Kjerstad (3)	3	2/16	Eastern Illinois	Foster Anshutz	2	2nd	2	0-0	2-1	12-3
7	Heston Kjerstad (4)	3	2/16	Eastern Illinois	Blake Malatestinic	0	6th	0	0-1	7-2	12-3
8	Casey Opitz (1)	5	2/21	Gonzaga	Reagan Haas	1	7th	2	2-2	7-3	9-3
9	Robert Moore (1)	6	2/22	Gonzaga	Alek Jacob	1	6th	2	3-2	3-0	5-0
10	Christian Franklin (2) *	7	2/23	Gonzaga	Nick Trogrlic-Iverson	0	4th	0	1-1	2-0	9-5
11	Casey Martin (1) *	7	2/23	Gonzaga	William Kempner	0	4th	0	2-1	5-0	9-5
12	Robert Moore (2)	8	2/28	Oklahoma	Cade Cavalli	1	5th	1	1-2	0-2	3-6
13	Jacob Nesbit (1) ^	8	2/28	Oklahoma	Cade Cavalli	0	5th	1	3-2	2-2	3-6
14	Heston Kjerstad (5)	9	2/29	Texas	Ty Madden	0	6th	0	1-0	8-1	8-7

\* - indicates lead-off home run

^ - indicates back-to-back home run

**STARTERS GAME-BY-GAME**

Opponent	W-L	IP	H	R	ER	BB	K
E. Illinois	W	6.2	2	1	0	1	11
E. Illinois	W	5.0	3	0	0	2	7
E. Illinois	--	3.0	6	2	2	1	2
Gonzaga	--	2.2	4	2	2	2	2
Gonzaga	W	6.0	5	3	2	3	3
Gonzaga	W	6.0	1	0	0	1	7
Gonzaga	--	3.0	5	0	0	0	1
Oklahoma	--	5.1	6	3	2	0	5
Texas	L	1.0	5	6	4	1	0
Baylor	L	5.0	4	2	2	1	6
Illinois State	--	2.0	2	2	2	3	2

**BULLPEN GAME-BY-GAME**

Opponent	W-L	IP	H	R	ER	BB	K
E. Illinois	--	2.1	2	0	0	0	2
E. Illinois	--	4.0	5	1	1	0	1
E. Illinois	W	6.0	2	1	1	4	5
Gonzaga	W	6.1	7	3	3	1	3
Gonzaga	--	3.0	0	0	0	1	1
Gonzaga	--	3.0	1	0	0	2	3
Gonzaga	W	6.0	6	5	4	1	5
Oklahoma	L	2.2	4	3	0	0	1
Texas	L	7.0	5	2	1	2	8
Baylor	--	4.0	2	1	1	1	7
Illinois State	L	7.0	9	6	5	1	11

**RECORD PER STARTER**

Pitcher (Total Starts)	Record
Connor Noland (3)	2-0
Patrick Wicklander (3)	2-1
Kole Ramage (2)	1-1
Blake Adams (2)	0-0
Caleb Bolden (1)	0-0

**QUALITY STARTS**

Pitcher (Total Starts)	QS	Record
Connor Noland (3)	3	2-0
Patrick Wicklander (3)	1	1-0
Kole Ramage (2)	1	0-1

**RUN SUPPORT**

Pitcher (Total Starts)	Runs	Per Start
Connor Noland (3)	14	4.67
Patrick Wicklander (3)	15	5.0
Blake Adams (2)	7	3.5
Kole Ramage (2)	2	1.0
Caleb Bolden (1)	1	1.0

# GAME-BY-GAME BATTING ORDER ||



**2020 RECORD: 7-4 • HOME: 7-1 • AWAY: 0-0 • NEUTRAL: 0-3 • SEC: 0-0 • NCAA TOURNAMENT: 0-0**

Date	Opposing team	1	2	3	4	5	6	7	8	9
2/14	Eastern Illinois	Webb	Franklin	Kjerstad	Goodheart	Martin	Opitz	Austin	Nesbit	Moore
2/15	Eastern Illinois	Webb	Franklin	Kjerstad	Goodheart	Martin	Nesbit	Austin	Opitz	Moore
2/16	Eastern Illinois	Webb	Franklin	Kjerstad	Goodheart	Martin	Nesbit	Austin	Opitz	Moore
2/20	Gonzaga	Webb	Kjerstad	Goodheart	Martin	Franklin	Nesbit	Opitz	Austin	Moore
2/21	Gonzaga	Webb	Kjerstad	Goodheart	Martin	Franklin	Nesbit	Opitz	Austin	Moore
2/22	Gonzaga	Gregory	Kjerstad	Goodheart	Martin	Opitz	Franklin	Austin	Moore	Nesbit
2/23	Gonzaga	Webb	Kjerstad	Goodheart	Martin	Franklin	Tamez	Austin	Moore	Nesbit
2/28	Oklahoma	Webb	Kjerstad	Goodheart	Martin	Franklin	Opitz	Austin	Moore	Nesbit
2/29	Texas	Gregory	Franklin	Kjerstad	Goodheart	Opitz	Martin	Moore	Nesbit	Austin
3/1	Baylor	Gregory	Moore	Kjerstad	Goodheart	Franklin	Opitz	Webb	Nesbit	Austin
3/3	Illinois State	Webb	Moore	Kjerstad	Goodheart	Franklin	Martin	Tamez	Nesbit	Washington Jr.



## || GAME-BY-GAME DEFENSIVE LINEUPS

2020 RECORD: 7-4 • HOME: 7-1 • AWAY: 0-0 • NEUTRAL: 0-3 • SEC: 0-0 • NCAA TOURNAMENT: 0-0

Date	Opposing team	C	1B	2B	3B	SS	LF	CF	RF	DH
2/14	Eastern Illinois	Opitz	Austin	Moore	Nesbit	Martin	Webb	Franklin	Kjerstad	Goodheart
2/15	Eastern Illinois	Opitz	Austin	Moore	Nesbit	Martin	Webb	Franklin	Kjerstad	Goodheart
2/16	Eastern Illinois	Opitz	Austin	Moore	Nesbit	Martin	Webb	Franklin	Kjerstad	Goodheart
2/20	Gonzaga	Opitz	Austin	Moore	Nesbit	Martin	Webb	Franklin	Kjerstad	Goodheart
2/21	Gonzaga	Opitz	Austin	Moore	Nesbit	Martin	Webb	Franklin	Kjerstad	Goodheart
2/22	Gonzaga	Opitz	Austin	Moore	Nesbit	Martin	Gregory	Franklin	Kjerstad	Goodheart
2/23	Gonzaga	Tamez	Austin	Moore	Nesbit	Martin	Webb	Franklin	Kjerstad	Goodheart
2/28	Oklahoma	Opitz	Austin	Moore	Nesbit	Martin	Webb	Franklin	Kjerstad	Goodheart
2/29	Texas	Opitz	Austin	Moore	Nesbit	Martin	Gregory	Franklin	Kjerstad	Goodheart
3/1	Baylor	Opitz	Kjerstad	Nesbit	Austin	Moore	Webb	Franklin	Gregory	Goodheart
3/3	Illinois State	Tamez	Kjerstad	Moore	Nesbit	Martin	Webb	Franklin	Washington Jr.	Goodheart





## THE LAST TIME AN ARKANSAS PLAYER...

4 Hits in a game	Casey Martin vs. Illinois State, March 3, 2020
5 Hits in a game	Andy Wilkins at No. 9 Oklahoma (Norman Regional), May 31, 2009
6 Hits in a game	Jeremy Jackson vs. Northeastern (Okla.), April 16, 1997
2 Hits in an inning	Casey Opitz vs. Eastern Illinois, Feb. 16, 2019
2 Doubles in a game	Casey Opitz vs. Texas, Feb. 29, 2020
3 Doubles in a game	Trevor Ezell vs. TCU (Fayetteville Regional), June 1, 2019
4 Doubles in a game	Rodney Nye vs. La. Tech, March 31, 1998
2 Triples in a game	Jax Biggers vs. Auburn (SEC Tournament), May 25, 2017
Led off a game with a HR	Braydon Webb vs. Eastern Illinois, Feb. 15, 2020
2 Home runs in a game	Heston Kjerstad vs. Eastern Illinois, Feb. 16, 2020
3 Home runs in a game	Chad Spanberger vs. Auburn (SEC Tournament), May 26, 2017
Grand Slam	Jack Kenley vs. #15 LSU, May 9, 2019
HR in consecutive AB	Jack Kenley vs. Stony Brook, March 2, 2019
HR in 4 straight games	Aaron Murphree vs. OSU, So. Dakota St. & Siena, March 2-8, 2008
HR in 5 straight games	Aaron Murphree vs. OSU, So. Dakota St. & Siena, March 2-8, 2008
HR in 6 straight games	Aaron Murphree vs. OSU, So. Dakota St. & Siena, March 2-9, 2008
Pinch-hit home run	Evan Lee at Mississippi State, April 21, 2018
Inside the park home run	Casey Martin vs. Kentucky, May 3, 2019
Back-to-Back Home Runs	R. Moore and J. Nesbit, Feb. 28, 2020
4 Runs in a game	Trevor Ezell vs. Ark. - Pine Bluff, April 16, 2019
5 Runs in a game	Eric Cole vs South Carolina (NCAA Super), June 11, 2018
6 Runs in a game	Trevor Ezell vs. Grambling St., April 30, 2019
4 RBI in a game	H. Kjerstad & C. Opitz vs. #14 Ole Miss (NCAA Super Regional), June 10, 2019
5 RBI in a game	C. Martin and H. Kjerstad vs. #18 Tennessee, April 27, 2019
6 RBI in a game	Heston Kjerstad vs. Eastern Illinois, Feb. 16, 2020
7 RBI in a game	Chad Spanberger vs. Auburn (SEC Tournament), May 25, 2017
8 RBI in a game	Rodney Nye vs. ORU, April 14, 1999
9 RBI in a game	Ryan Lundquist vs. Central Missouri St., March 4, 1997
2 Stolen bases in a game	C. Franklin vs. Central Conn. St. (NCAA Regional), May 31, 2019
3 Stolen bases in a game	Andrew Benintendi vs Stephen F. Austin, April 15, 2015
4 Stolen bases in a game	Logan Forsythe vs. Ole Miss, May 19, 2007
Stole home	Bobby Wernes vs. Ole Miss, March 28, 2015
2 Errors in a game	Zack Gregory vs. Texas, Feb. 29, 2020
3 Errors in a game	Bobby Wernes, at LSU, April 12, 2014
4 Errors in a game	Chris Shaddy vs. TCU, April 27, 1980
9-Inning no-hitter	Scott Roehl vs. Kansas St., March 20, 2001
9-Inning combined no-hitter	Nick Schmidt (6.0), Brian McLelland (1.0) & Devin Collis (2.0) vs. Oklahoma State, February 12, 2006
7-inning combined no-hitter	D. Taccolini (2.0), M. Cronin (3.0), & J. Alberius (2) vs. Auburn (SEC Tournament), May 25, 2017
1-Hitter	Trevor Stephan (7.0) at Tennessee, May 6, 2017
1-Hitter combined	P. Wicklander (5.0 IP, 1 H), K. Ramage (1.0 IP), J. Kostyshock (1.0 IP), K. Kopps (1.0 IP), M. Cronin (1.0 IP) vs. Western Illinois, March 12, 2019
2-Hitter	Kacey Murphy vs. Florida (SEC Tournament), May 27, 2017
2-Hitter combined	P. Wicklander (6.0 IP, 1 H), C. Monke (1.0 IP, 0 H), K. Kopps (1.0 IP, 0 H), E. Trest (1.0 IP, 1 H) vs. Gonzaga, Feb. 22, 2020
3-Hitter	Ryne Stanek (9.0 IP), at No. 6 South Carolina, March 23, 2013
3-Hitter combined	Isaiah Campbell (5.0 IP, 2 H) and Matt Cronin (2.0 IP, 1 H) vs. S. Carolina, April 14, 2018
Complete game	Kacey Murphy vs. Florida (SEC Tournament), May 27, 2017
Complete-game shutout	Kacey Murphy vs. Florida (SEC Tournament), May 27, 2017
10-inning or more start	Dominic Taccolini at #12 Kentucky (10 innings), April 22, 2016
Had 10 strikeouts	Isaiah Campbell vs. Florida State, June 15, 2019
Had 11 strikeouts	Connor Noland vs. Eastern Illinois, Feb. 14, 2020
Had 12 strikeouts	Trevor Stephan vs. Oral Roberts (NCAA Regional), June 2, 2017
Had 13 strikeouts	Isaiah Campbell vs. Stony Brook, March 1, 2019
Had 14 strikeouts	David Walling vs. South Carolina, May 16, 1999
Had 15 strikeouts	Nick Schmidt vs. Auburn, May 18, 2006
Had 16 strikeouts	David Walling vs. Eastern Illinois, Feb. 20, 1998
Had 17 strikeouts	Jess Todd vs. South Carolina (SEC Tournament), May 24, 2007

## THE LAST TIME AN ARKANSAS TEAM...

Scored 10 runs	vs. Eastern Illinois, Feb. 15, 2020
Scored 11 runs	vs. #14 Ole Miss (NCAA Super Regional), June 8, 2019
Scored 12 runs	vs. Eastern Illinois, Feb. 16, 2020
Scored 13 runs	vs. South Carolina (SEC Tournament), May 23, 2018
Scored 14 runs	vs. #14 Ole Miss (NCAA Super Regional), June 10, 2019
Scored 15 runs	vs. #18 Tennessee, April 27, 2019
Scored 16 runs	vs. Ark. - Pine Bluff, April 16, 2019
Scored 17 runs	vs. Grambling St., April 30, 2019
Scored 18 runs	vs. Dayton, Feb. 28, 2018
Scored 19 runs	vs. Northwestern State, April 23, 2019
Scored 20 runs	vs. Mississippi Valley State, Feb. 24, 2016
Scored 21 runs	vs. Mississippi Valley State, Feb. 23, 2016
Scored 22 runs	vs. Louisiana Tech, Feb. 14, 2004
Scored 23 runs	Never
Scored 24 runs	Missouri Southern, Feb. 11, 1998
Scored 25 runs	Missouri Southern, Feb. 4, 2001
Scored 26 runs	vs. Iowa (in Arlington, Texas), Feb. 14, 1997
Scored 27 runs	Never
Scored 28 runs	vs. Wisconsin-Milwaukee (2), Feb. 18, 2007
Scored 29 runs	Morningside, April 6, 1968
Scored 30 runs	at South Carolina, March 30, 1997
Scored 31-32 runs	32 vs. Bucknell, Feb. 17, 2018
Scored 33 + runs	33 vs. Southwest Baptist, March 21, 1984
Had 14 hits	vs. Gonzaga, Feb. 23, 2020
Had 15 hits	vs. Illinois State, March 3, 2020
Had 16 hits	vs. #18 Tennessee, April 26, 2019
Had 17 hits	vs. No. 13 Auburn, April 7, 2018
Had 18 hits	vs. #18 Tennessee, April 27, 2019
Had 19 hits	vs. Northwestern State, April 23, 2019
Had 20 hits	vs. Dayton, Feb. 28, 2018
Had 21 hits	Kentucky, April 28, 2001
Had 22 hits	at #6 Vanderbilt, April 14, 2019
Had 23 hits	Centenary, March 31, 1999
Had 24 hits	Georgia, March 17, 2001
Had 25 hits	at Centenary, March 23, 2005
Had 26-29 hits	28 at South Carolina, March 30, 1997
Had 30 hits	vs. Saint Louis, April 7, 2010
Had 31+ hits	32 vs. Southwest Baptist, March 21, 1984
Hit four or more home runs in a game	5 - Ezell, Martin (2), Goodheart, Kenley at #17 Texas A&M, May 16, 2019
Hit five or more home runs in a game	5 - Ezell, Martin (2), Goodheart, Kenley at #17 Texas A&M, May 16, 2019
Hit six or more home runs in a game	6 - Jared Gates, Luke Bonfield, Carson Shaddy, Dominic Fletcher, Grant. Koch, Casey Martin vs. Bucknell, Feb. 17, 2018
4 Errors in a game	vs. Texas, Feb. 20, 2020
5 Errors in a game	vs. South Carolina (SEC Tournament), May 23, 2018
6 Errors in a game	vs. Eastern Illinois, March 5, 2016
7 Errors in a game	vs. La. Tech, March 20, 2001
Was Shutout	vs. Florida State, June 15, 2019
Was Shutout Back-to-Back	vs. LSU, April 23-24, 2005 (7-0, 6-0)
Held to 1 hit	vs. Missouri State, May 17, 2016
Held to 2 hits	vs. Oregon State, June 28, 2018
Held to 3 hits	vs. LSU, May 26, 2018 (2-1)
Did not strikeout	vs. Eastern Illinois, Feb. 16, 2019
Swept an SEC Home Series (three games)	vs. #18 Tennessee, April 26-28, 2019
Swept an SEC Road Series (three games)	at Alabama, April 30-May 2, 2015
Was Swept in SEC Home Series	vs. Alabama, May 13-15, 2016
Was Swept in SEC Road Series	at Mississippi State, April 20-21, 2018
Swept a Non-conference Home Series	vs. Gonzaga, Feb. 20-23, 2020
Swept a Non-conference Road Series	at McNeese State, March 23-24, 2010
Was Swept in a Non-conference Home Series	Gonzaga, March 10-11, 2015
Was Swept in a Non-conference Road Series	at Nebraska, April 16, 2013
Won a Non-conference Home Series	vs. Gonzaga, Feb. 20-23, 2020
Lost a Non-conference Home Series	vs. South Alabama, February 28-March 1, 2014
Lost a Non-conference Road Series	at Nebraska, April 16, 2013
Back-to-Back Shutouts	UK (1-0) April 22 and UK (2-0) April 22-23, 2016
Most Consecutive Shutouts	4 vs. Wisconsin (March 15-16, 1980)
Shut out an opponent at home	vs. Gonzaga (5-0), Feb. 22, 2020
Shut out an opponent on the road	at #15 Auburn (8-0), April 6, 2019
Shut out an SEC opponent at home	vs. Missouri (2-0), March 15, 2019
Shut out an SEC opponent on the road	at #15 Auburn (8-0), April 6, 2019



# || GAME-BY-GAME HITTING

2020 RECORD: 7-4 • HOME: 7-1 • AWAY: 0-0 • NEUTRAL: 0-3 • SEC: 0-0 • NCAA TOURNAMENT: 0-0

Date	Opponent	AB	R	H	RBI	2B	3B	HR	BB	IBB	SB	CS	HBP	SAC	SF	GDP	K	PO	A	E	Avg
2/14	Eastern Illinois	31	5	8	5	1	0	3	6	1	0	0	0	0	0	1	8	27	10	1	.258
2/15	Eastern Illinois	35	10	12	10	3	0	2	8	2	1	1	0	0	0	0	3	27	11	0	.303
2/16	Eastern Illinois	42	12	15	11	4	0	2	4	0	1	0	3	0	0	0	9	27	8	1	.324
2/20	Gonzaga	32	7	8	6	2	0	0	6	0	0	0	0	0	0	0	7	27	11	0	.307
2/21	Gonzaga	30	9	9	8	1	1	1	3	1	0	0	1	2	2	0	10	27	14	2	.306
2/22	Gonzaga	33	5	9	4	2	0	1	5	0	4	0	1	1	0	0	8	27	10	0	.300
2/23	Gonzaga	36	9	14	8	2	0	2	6	0	1	0	0	0	0	1	6	27	11	2	.314
2/28	Oklahoma	36	3	10	3	1	0	2	2	0	1	0	0	0	0	1	18	24	9	2	.309
2/29	Texas	38	7	10	7	6	0	1	3	0	1	0	1	0	0	0	11	24	8	4	.304
3/1	Baylor	35	2	8	2	3	0	0	1	0	0	1	2	0	0	0	12	27	8	1	.296
3/3	Illinois State	41	7	15	6	2	0	0	3	0	1	1	2	0	0	0	7	27	8	0	.303
<b>Totals</b>		<b>389</b>	<b>76</b>	<b>118</b>	<b>70</b>	<b>27</b>	<b>1</b>	<b>14</b>	<b>47</b>	<b>4</b>	<b>10</b>	<b>3</b>	<b>10</b>	<b>3</b>	<b>2</b>	<b>3</b>	<b>99</b>	<b>291</b>	<b>108</b>	<b>13</b>	<b>.303</b>



2020 RECORD: 7-4 • HOME: 7-1 • AWAY: 0-0 • NEUTRAL: 0-3 • SEC: 0-0 • NCAA TOURNAMENT: 0-0

Date	Opponent	IP	H	R	ER	BB	SO	2B	3B	HR	WP	BK	HBP	DP	IBB	Score	W	L	SV	ERA
2/14	Eastern Illinois	9.0	4	1	0	1	13	0	0	0	0	0	1	0	0	5-1	1	0	0	0.00
2/15	Eastern Illinois	9.0	8	1	1	2	11	3	0	0	0	0	2	1	0	10-1	2	0	0	0.50
2/16	Eastern Illinois	9.0	8	3	3	5	7	0	0	0	0	0	0	1	0	12-3	3	0	0	1.33
2/20	Gonzaga	9.0	11	5	5	3	5	2	1	1	0	0	2	0	0	7-5	4	0	1	2.25
2/21	Gonzaga	9.0	5	3	2	5	4	0	0	1	0	0	0	1	0	9-3	5	0	1	2.20
2/22	Gonzaga	9.0	2	0	0	3	10	0	0	0	0	0	1	1	0	5-0	6	0	1	1.83
2/23	Gonzaga	9.0	11	5	4	1	6	1	0	0	1	0	0	2	0	9-5	7	0	1	2.14
2/28	Oklahoma	8.0	10	6	2	0	6	2	0	1	0	0	0	0	0	3-6	7	1	1	2.15
2/29	Texas	8.0	10	8	5	3	8	0	0	1	1	0	0	1	0	7-8	7	2	1	2.51
3/1	Baylor	9.0	6	3	3	2	13	2	0	1	1	0	1	0	0	2-3	7	3	1	2.56
3/3	Illinois State	9.0	11	8	7	4	13	0	0	1	1	0	2	0	0	7-8	7	4	1	2.97
<b>Totals</b>		<b>97.0</b>	<b>86</b>	<b>43</b>	<b>32</b>	<b>29</b>	<b>96</b>	<b>10</b>	<b>1</b>	<b>4</b>	<b>4</b>	<b>0</b>	<b>9</b>	<b>7</b>	<b>0</b>	<b>76-43</b>	<b>7</b>	<b>4</b>	<b>1</b>	<b>2.97</b>

## TEAM GAME HIGHS

### Team Batting

At bats:	42	vs Eastern Illinois (Feb 16, 2020)
Runs scored:	12	vs Eastern Illinois (Feb 16, 2020)
Hits:	15	vs Illinois State (March 3, 2020)
	15	vs Eastern Illinois (Feb 16, 2020)
RBI's:	11	vs Eastern Illinois (Feb 16, 2020)
Doubles:	6	vs Texas (Feb 19, 2020)
Triples:	1	vs Gonzaga (Feb 21, 2020)
Home runs:	3	vs Eastern Illinois (Feb 14, 2020)
Total bases:	25	vs Eastern Illinois (Feb 16, 2020)
Walks:	8	vs Eastern Illinois (Feb 15, 2020)
Strikeouts:	18	vs Oklahoma (Feb 28, 2020)
Sac hits:	2	vs Gonzaga (Feb 21, 2020)
Sac flies:	2	vs Gonzaga (Feb 21, 2020)
Stolen bases:	4	vs Gonzaga (Feb 22, 2020)
Hit by pitch:	3	vs Eastern Illinois (Feb 16, 2020)
Caught stealing:	1	vs Illinois State (March 3, 2020)
	1	vs Baylor (March 1, 2020)
	1	vs Eastern Illinois (Feb 15, 2020)
Runners LOB:	13	vs Eastern Illinois (Feb 16, 2020)
Hit into DP:	1	vs Oklahoma (Feb 28, 2020)
	1	vs Gonzaga (Feb 23, 2020)
	1	vs Eastern Illinois (Feb 14, 2020)

### Fielding

Putouts:	27	(9 times )
Assists:	14	vs Gonzaga (Feb 21, 2020)
Errors:	4	vs Texas (Feb 29, 2020)
Passed balls:	3	vs Illinois State (March 3, 2020)
DPs turned:	2	vs Gonzaga (Feb. 23, 2020)

### Pitching

Innings pitched:	9.0	(9 times )
Runs allowed:	8	vs Illinois State (March 3, 2020)
	8	vs Texas (Feb 29, 2020)
Earned runs:	7	vs Illinois State (March 3, 2020)
Walks allowed:	5	vs Gonzaga (Feb 21, 2020)
	5	vs Eastern Illinois (Feb 16, 2020)
Strikeouts:	13	vs Illinois State (March 3, 2020)
	13	vs Baylor (March 1, 2020)
	13	vs Eastern Illinois (Feb 14, 2020)
Hits allowed:	11	vs Illinois State (March 3, 2020)
	11	vs Gonzaga (Feb 23, 2020)
	11	vs Gonzaga (Feb 20, 2020)
Doubles allowed:	3	vs Eastern Illinois (Feb 15, 2020)
Triples allowed:	1	vs Gonzaga (Feb 20, 2020)
Homers allowed:	1	(6 times )
Wild pitches:	1	(4 times )
Hit batters:	2	vs Illinois State (March 3, 2020)
	2	vs Gonzaga (Feb 20, 2020)
	2	vs Eastern Illinois (Feb 16, 2020)

## INDIVIDUAL GAME HIGHS

### Individual Batting


At bats:	6	Braydon Webb vs Eastern Illinois (Feb 16, 2020)
	6	Matt Goodheart vs Eastern Illinois (Feb 16, 2020)
Runs scored:	3	Casey Opitz vs Gonzaga (Feb 21, 2020)
	3	Braydon Webb vs Eastern Illinois (Feb 16, 2020)
Hits:	4	Casey Martin vs Illinois State (March 3, 2020)
RBI's:	6	Heston Kjerstad vs Eastern Illinois (Feb 16, 2020)
Doubles:	2	Casey Opitz vs Texas (Feb 29, 2020)
Triples:	1	Casey Opitz vs Gonzaga (Feb 21, 2020)
Home runs:	2	Heston Kjerstad vs Eastern Illinois (Feb 16, 2020)
	2	Heston Kjerstad vs Eastern Illinois (Feb 14, 2020)
Total bases:	10	Heston Kjerstad vs Eastern Illinois (Feb 16, 2020)
Walks:	2	(7 times )
Strikeouts:	4	Casey Martin vs Texas (Feb 29, 2020)
Sac hits:	1	Jacob Nesbit vs Gonzaga (Feb 22, 2020)
	1	Casey Martin vs Gonzaga (Feb 21, 2020)
	1	Braydon Webb vs Gonzaga (Feb 21, 2020)
Sac flies:	1	Braydon Webb vs Gonzaga (Feb 21, 2020)
	1	Christian Franklin (Feb 21, 2020)
Stolen bases:	1	(10 times)
Hit by pitch:	1	(10 times)
Caught stealing:	1	Christian Franklin vs Illinois State (March 3, 2020)
	1	Braydon Webb vs Baylor (March 1, 2020)
	1	Casey Opitz vs Eastern Illinois (Feb 15, 2020)
Runners LOB:	4	Casey Martin vs Gonzaga (Feb 22, 2020)
	4	Cole Austin vs Eastern Illinois (Feb 16, 2020)
	4	Robert Moore vs Eastern Illinois (Feb 14, 2020)

### Fielding

Putouts:	14	Cole Austin vs Gonzaga (Feb 21, 2020)
Assists:	8	Jacob Nesbit vs Gonzaga (Feb 21, 2020)
Errors:	2	Zack Gregory vs Texas (Feb 29, 2020)
Passed balls:	3	Dominic Tamez vs Illinois State (March 3, 2020)

### Pitching

Innings pitched:	6.2	Connor Noland vs Eastern Illinois (Feb 14, 2020)
Runs allowed:	6	Patrick Wicklander vs Texas (Feb 29, 2020)
Earned runs:	4	Patrick Wicklander vs Texas (Feb 29, 2020)
Walks Allowed:	3	Blake Adams vs Illinois State (March 3, 2020)
	3	Connor Noland vs Gonzaga (Feb 21, 2020)
Strikeouts:	11	Connor Noland vs Eastern Illinois (Feb 14, 2020)
Hits allowed:	6	Blake Adams vs Eastern Illinois (Feb 16, 2020)
	6	Connor Noland vs Oklahoma (Feb 28, 2020)
Doubles allowed:	3	Caleb Bolden vs Eastern Illinois (Feb 15, 2020)
Triples allowed:	1	Kevin Kopps vs Gonzaga (Feb 20, 2020)
Homers allowed:	1	(6 times )
Wild pitches:	1	(4 times )
Hit batters:	1	(9 times )



# BLAKE ADAMS

RHP • R/R • 6-2 • 205 • Freshman  
Springdale, Ark. • Har-Ber HS

# 28

## SEASON HIGHS

Category	High	Opponent (Last)	Date
Innings	3.0	Eastern Illinois	2/16/20
Longest Start	3.0	Eastern Illinois	2/16/20
Shortest Start	3.0	Eastern Illinois	2/16/20
Longest Relief	--	--	--
Hits	6	Eastern Illinois	2/16/20
Runs	3	Gonzaga	2/23/20
Earned Runs	3	Gonzaga	2/23/20
Walks	3	Illinois State	3/3/20
Strikeouts	2	2x (Illinois State)	3/3/20

## ADAMS' CAREER APPEARANCES

Blake Adams 2020 Game-By-Game (Freshman)  
(3 Appearances, 1 Starts)

Date	Opponent	IP	H	R-ER	BB	K	Result
2/16	Eastern Illinois*	3.0	6	2-2	1	2	ND
2/23	Gonzaga	0.1	2	3-3	1	1	ND
3/3	Illinois State*	2.0	2	2-2	3	2	ND
<b>TOTALS</b>	<b>3 G, 2 GS</b>	<b>5.1</b>	<b>10</b>	<b>7-7</b>	<b>5</b>	<b>5</b>	<b>0-0</b>

## BIO

### 2020 TRENDS

#### As a Freshman (2020)

Started the series finale against Eastern Illinois (2/16) ... Pitched 3.0 innings, allowing two runs on six hits and a walk ... Struck out two batters ... Tossed a 1-2-3 opening frame, striking out the first hitter he faced ... Induced a pop up and 6-4-3 double play in the second & third innings to limit the runs allowed to one in each frame ... Appeared in relief in the fifth inning against Gonzaga on Feb. 23, giving up three runs on two hits and a walk ... Started Arkansas' first midweek game of the year against Illinois State on March 3 ... Lasted 2.0+ innings, allowing two runs on two hits, walking three and striking out two ... Matched the highest number of walks by a Razorback pitcher this year.

#### Springdale Har-Ber High School

Ranked No. 65 player in the nation and No. 1 player in the state of Arkansas according to Perfect Game ... Played in the Perfect Game 17U World Series in July with the Sticks Baseball Academy and was named to the All-Tournament Team ... Also pitched in the 17U WWBA National Championship last summer ... Took part in the Team USA Under 18 National Team Trials ... Led Springdale Har-Ber to an Arkansas Class 7A state title as a junior, throwing a complete game shutout in the title game victory over Conway ... Named the 2018 state tournament MVP ... Named to 2017-18 First Team All-USA Arkansas Baseball ... Completed his junior season with a 7-2 record and a 2.05 ERA and also hit .411 with eight home runs and 42 RBIs ... Enters his senior season with a 16-6 career record with a 1.62 ERA ... Named All-State in 2018 ... Played under head coach Ron Bradley at Springdale Har-Ber.

### Blake Adams Career Stats

Year	ERA	W	L	App	GS	CG	SHO	CBO	SV	IP	H	R	ER	BB	SO	2B	3B	HR	BF	B/Avg	WP	HBP	BK	SFA	SHA	PO	A	E	FLD%
2020	11.81	0	0	3	2	0	0	0	0	5.1	10	7	7	5	5	1	0	0	30	.400	0	0	0	0	0	0	0	.000	
<b>TOTAL</b>	<b>11.81</b>	<b>0</b>	<b>0</b>	<b>3</b>	<b>2</b>	<b>0</b>	<b>0</b>	<b>0</b>	<b>0</b>	<b>5.1</b>	<b>10</b>	<b>7</b>	<b>7</b>	<b>5</b>	<b>5</b>	<b>1</b>	<b>0</b>	<b>0</b>	<b>30</b>	<b>.400</b>	<b>0</b>	<b>0</b>	<b>0</b>	<b>0</b>	<b>0</b>	<b>0</b>	<b>0</b>	<b>.000</b>	



# JACOB BURTON

RHP • R/R • 6-0 • 180 • Sophomore  
Diana, Texas • New Diana HS

# 21

## CAREER HIGHS

Category	High	Opponent (Last)	Date
Innings	2.0	2x (vs Texas)	2/29/20
Longest Start	--	--	--
Shortest Start	--	--	--
Longest Relief	2.0	2x (vs Texas)	2/29/20
Hits	3	Eastern Illinois	2/16/19
Runs	3	Eastern Illinois	2/16/19
Earned Runs	3	Eastern Illinois	2/16/19
Walks	2	2x (vs Texas)	2/19/20
Strikeouts	3	vs Texas	2/29/20

## BURTON'S CAREER APPEARANCES

Jacob Burton 2020 Game-By-Game (Sophomore)  
(4 Appearances, 0 Starts)

Date	Opponent	IP	H	R-ER	BB	K	Result
2/16/20	Eastern Illinois	1.0	0	0-0	2	2	ND
2/21/20	Gonzaga	1.0	0	0-0	1	1	ND
2/29/20	vs. Texas	2.0	0	0-0	2	3	ND
3/3/20	Illinois State	0.0	0	0-0	1	0	ND
<b>TOTALS</b>	<b>4 G, 0 GS</b>	<b>4.0</b>	<b>0</b>	<b>0-0</b>	<b>6</b>	<b>6</b>	<b>0-0</b>

Jacob Burton 2019 Game-By-Game (Freshman)  
(11 Appearances, 0 Starts)

Date	Opponent	IP	H	R-ER	BB	K	Result
2/16/19	Eastern Illinois	2.0	3	3-3	1	0	ND
2/27/19	Memphis	1.0	1	0-0	1	1	ND
3/2/19	Stony Brook	1.0	1	0-0	0	1	ND
3/6/19	Charlotte	1.0	1	0-0	0	1	ND
3/8/19	Louisiana Tech	0.1	1	1-1	0	1	ND
3/20/19	at #9 Texas	0.0	0	1-0	1	0	ND
4/2/19	Little Rock	0.0	1	1-0	0	0	ND
4/24/19	Northwestern St.	1.0	1	1-1	1	1	ND
4/27/19	#18 Tennessee	1.0	1	0-0	0	1	ND
4/30/19	Grambling St.	1.0	0	0-0	1	1	ND
5/9/19	#15 LSU	1.0	0	0-0	1	0	ND
<b>TOTALS</b>	<b>11 G, 0 GS</b>	<b>9.1</b>	<b>10</b>	<b>7-5</b>	<b>6</b>	<b>7</b>	<b>0-0</b>

## 2020 TRENDS

### As a Sophomore

Made first appearance of the year on Feb. 16, pitching the eighth against Eastern Illinois ... Pitched a scoreless frame, walking two and striking out two ... First game with multiple strikeouts ... Seventh outing with no runs allowed, fourth-straight dating back to 2019 season ... Tossed a scoreless ninth inning against Gonzaga on Feb. 21 ... Allowed one walk and struck out one Bulldog ... Back-to-back shutout outings ... Eighth appearance with no runs allowed ... Pitched in a season-high 2.0 innings against Texas on Feb. 29, allowing two walks with three strikeouts ... Second time in his career with 2.0 IP, striking out the side in the seventh inning, then working around two runners on in the eighth ... Career-high three strikeouts ... Faced one Illinois State batter on March 3, walking him.

### Jacob Burton Career Stats

Year	ERA	W	L	App	GS	CG	SHO	CBO	SV	IP	H	R	ER	BB	SO	2B	3B	HR	BF	B/Avg	WP	HBP	BK	SFA	SHA	PO	A	E	FLD%
2019	4.82	0	0	11	0	0	0	0	0	9.1	10	7	5	6	7	4	0	2	44	.278	1	2	0	0	0	0	0	1	.000
2020	0.00	0	0	4	0	0	0	0	0	4.0	0	0	0	6	6	0	0	0	18	.000	1	0	0	0	0	0	0	0	.000
<b>TOTAL</b>	<b>3.38</b>	<b>0</b>	<b>0</b>	<b>15</b>	<b>0</b>	<b>0</b>	<b>0</b>	<b>0</b>	<b>0</b>	<b>13.1</b>	<b>10</b>	<b>7</b>	<b>5</b>	<b>12</b>	<b>13</b>	<b>4</b>	<b>0</b>	<b>2</b>	<b>62</b>	<b>.208</b>	<b>2</b>	<b>2</b>	<b>0</b>	<b>0</b>	<b>0</b>	<b>0</b>	<b>0</b>	<b>1</b>	<b>.000</b>



# MARSHALL DENTON

RHP • R/R • 5-11 • 170 • R-Junior  
Beebe, Ark. • Beebe HS

# 29

### CAREER HIGHS

Category	High	Opponent (Last)	Date
Innings	5.2	at Auburn	4/21/17
Longest Start	--	--	--
Shortest Start	--	--	--
Longest Relief	5.2	at Auburn	4/21/17
Hits	7	at Auburn	4/21/17
Runs	5	at Auburn	4/21/17
Earned Runs	5	at Auburn	4/21/17
Walks	2	2x (at No. 6 Vanderbilt)	4/13/19
Strikeouts	5	at Auburn	4/21/17

### DENTON'S CAREER APPEARANCES

Marshall Denton 2020 Game-By-Game (R-Junior)  
(5 Appearances, 0 Starts)

Date	Opponent	IP	H	R-ER	BB	K	Result
2/14/20	Eastern Illinois	1.1	1	0-0	0	1	ND
2/21/20	Gonzaga	1.0	0	0-0	1	0	ND
2/23/20	Gonzaga	1.0	0	0-0	0	3	1-0
2/28/20	vs #22 Oklahoma	0.1	1	0-0	0	0	ND
2/29/20	vs Texas	1.0	3	2-1	0	0	ND
<b>TOTALS</b>	<b>5 G, 0 GS</b>	<b>4.2</b>	<b>5</b>	<b>2-1</b>	<b>1</b>	<b>4</b>	<b>1-0</b>

Marshall Denton 2019 Game-By-Game (R-Sophomore)  
(24 Appearances, 3 Starts)

Date	Opponent	IP	H	R-ER	BB	K	Result
2/16/19	Eastern Illinois-1	1.0	1	0-0	0	1	ND
2/16/19	Eastern Illinois-2	1.0	1	0-0	0	0	ND
2/23/19	at USC	0.0	1	1-1	0	0	L, 0-1
3/2/19	Stony Brook	1.0	1	0-0	0	1	ND
3/9/19	Louisiana Tech	0.2	0	0-0	0	1	ND
3/13/19	Western Illinois*	3.0	2	0-0	0	3	W, 1-1
3/20/19	at #9 Texas*	2.0	1	0-0	1	1	ND
3/22/19	at Alabama	0.1	1	0-0	0	0	ND
3/26/19	at Missouri St.	0.2	3	1-1	0	1	ND
3/31/19	#21 Ole Miss	1.0	0	0-0	0	1	ND
4/2/19	Little Rock	2.0	4	4-2	0	2	ND
4/9/19	Oral Roberts*	2.0	3	3-3	0	2	ND
4/13/19	at #6 Vanderbilt	1.0	0	0-0	0	2	ND
4/14/19	at #6 Vanderbilt	0.2	0	0-0	0	2	S, 1
4/16/19	Ark. - Pine Bluff	0.2	1	0-0	1	1	ND
4/19/19	#2 Mississippi St.	1.0	0	0-0	0	1	ND
4/24/19	Northwestern St.*	3.0	5	4-4	0	3	ND
4/28/19	#18 Tennessee	0.2	1	1-1	0	0	ND
4/30/19	Grambling St.	2.0	1	0-0	0	4	W, 2-1
5/5/19	at Kentucky	0.2	0	0-0	0	1	ND
5/11/19	#15 LSU	1.0	0	0-0	0	2	ND
5/17/19	at #17 Texas A&M	2.0	1	0-0	1	2	ND
5/31/19	vs. Central Conn.	2.0	3	3-3	1	1	ND

6/8/19	vs. #14 Ole Miss	0.2	0	0-0	1	0	ND
<b>TOTALS</b>	<b>24 G, 3 GS</b>	<b>30.0</b>	<b>30</b>	<b>17-15</b>	<b>5</b>	<b>32</b>	<b>2-1 (1 SV)</b>

Marshall Denton 2017 Game-By-Game (Freshman)  
(7 Appearances, 0 Starts)

Date	Opponent	IP	H	R-ER	BB	K	Result
2/25/17	Bryant	0.1	0	0-0	0	0	ND
3/4/17	vs. Nebraska	0.1	0	0-0	1	0	ND
3/7/17	ULM	1.0	2	0-0	0	2	ND
3/16/17	Alcorn State	1.0	0	0-0	0	1	ND
4/4/17	Grand Canyon	1.0	0	0-0	0	1	ND
4/18/17	Memphis	1.0	0	0-0	0	1	ND
4/21/17	at Auburn	5.2	7	5-5	2	5	ND
4/25/17	vs. Kansas State	0.0	1	1-1	0	0	ND

### 2020 TRENDS

#### As a Redshirt-Junior

First reliever used for the Hogs this season ... Pitched 1.1 frames of relief vs. Eastern Illinois on Feb. 14 ... Allowed one hit and struck out one ... Got the Razorbacks out of a jam after the first run was given up ... Worked an inning of relief against Gonzaga on Feb. 21 in Arkansas' 9-3 win ... Got the win on Feb. 23 after coming in with two runners on and nobody out, striking out the side to keep the Zags off the board ... Fourth consecutive outing with no runs allowed and eighth in the last nine appearances on the mound, dating back to last season ... Pitched one-third of the seventh inning against No. 22 Oklahoma, allowing one hit that scored two unearned runs in Arkansas first loss of the year ... Charged with two runs after entering with the bases loaded against Texas in the second inning on Feb. 29 ... Pitched one inning, allowing three hits, on the hook for two runs given up, one earned, over six batters faced.

### Marshall Denton Career Stats

Year	ERA	W	L	App	GS	CG	SHO	CBO	SV	IP	H	R	ER	BB	SO	2B	3B	HR	BF	B/Avg	WP	HBP	BK	SFA	SHA	PO	A	E	FLD%
2017	5.23	0	0	8	0	0	0	0	0	10.1	10	6	6	3	10	3	0	3	45	.244	0	1	0	0	0	2	0	1.000	
2018	REDSHIRT SEASON																												
2019	4.50	2	0	24	4	0	0	0	1	30.0	30	17	15	3	31	6	1	4	128	.254	2	2	1	1	2	2	0	1.000	
2020	1.93	1	0	5	0	0	0	0	0	4.2	5	2	1	1	4	0	0	1	21	.278	0	1	0	1	0	0	0	.000	
<b>TOTAL</b>	<b>4.40</b>	<b>3</b>	<b>0</b>	<b>37</b>	<b>4</b>	<b>0</b>	<b>0</b>	<b>0</b>	<b>1</b>	<b>45.0</b>	<b>45</b>	<b>25</b>	<b>22</b>	<b>9</b>	<b>45</b>	<b>9</b>	<b>1</b>	<b>8</b>	<b>194</b>	<b>.254</b>	<b>2</b>	<b>4</b>	<b>1</b>	<b>2</b>	<b>2</b>	<b>2</b>	<b>4</b>	<b>0</b>	<b>1.000</b>



# KEVIN KOPPS

RHP • R/R • 6-0 • 205 • R-Junior  
Sugar Land, Texas • George Ranch HS

# 45

## CAREER HIGHS

Category	High	Opponent (Last)	Date
Innings	5.2	Georgia	4/15/17
Longest Start	3.1	2x (Bryant)	2/26/17
Shortest Start	2.0	2x (Missouri St.)	6/4/17
Longest Relief	5.2	Georgia	4/15/17
Hits	5	4x (Illinois State)	3/3/20
Runs	4	No. 14 Ole Miss	6/9/19
Earned Runs	4	No. 14 Ole Miss	6/9/19
Walks	3	2x (at Missouri)	3/26/17
Strikeouts	5	2x (Illinois State)	3/3/20

## KOPPS' CAREER APPEARANCES

Kevin Kopps 2019 Game-By-Game (R-Junior)  
(5 Appearances, 0 Starts)

Date	Opponent	IP	H	R-ER	BB	K	Result
2/14/20	Eastern Illinois	1.0	1	0-0	0	1	ND
2/20/20	Gonzaga	2.1	4	3-3	0	0	ND
2/22/20	Gonzaga	1.0	0	0-0	1	0	ND
2/28/20	vs #22 Oklahoma	1.0	3	3-0	0	1	L, 0-1
3/3/20	Illinois State	3.1	5	2-1	0	5	ND
<b>TOTALS</b>	<b>5 G, 0 GS</b>	<b>8.1</b>	<b>13</b>	<b>8-4</b>	<b>1</b>	<b>7</b>	<b>0-1</b>

Kevin Kopps 2019 Game-By-Game (R-Sophomore)  
(29 Appearances, 0 Starts)

Date	Opponent	IP	H	R-ER	BB	K	Result
2/22/19	at USC	2.2	3	0-0	0	0	ND
3/1/19	Stony Brook	1.0	1	1-1	0	2	ND
3/6/19	Charlotte	1.0	0	0-0	1	2	ND
3/8/19	Louisiana Tech	2.0	0	0-0	0	3	W, 1-0
3/10/19	Louisiana Tech	1.0	1	0-0	1	1	ND
3/12/19	Western Illinois	1.0	0	0-0	1	2	ND
3/16/19	Missouri	0.1	1	0-0	0	0	ND
3/17/19	Missouri	1.2	1	0-0	1	1	ND
3/24/19	at Alabama	1.1	0	0-0	0	4	ND
3/26/19	at Missouri St.	1.0	1	0-0	0	2	ND
3/30/19	#21 Ole Miss	1.0	2	1-1	0	0	L, 1-1
3/31/19	#21 Ole Miss	0.2	2	3-3	1	1	L, 1-2
4/5/19	at #15 Auburn-1	0.2	2	2-2	0	1	L, 1-3
4/5/19	at #15 Auburn-2	1.1	0	0-0	0	2	W, 2-3
4/9/19	Oral Roberts	2.0	2	0-0	0	2	ND
4/12/19	at #6 Vanderbilt	0.1	0	0-0	0	1	ND
4/14/19	at #6 Vanderbilt	1.0	0	0-0	0	1	ND
4/19/19	at #2 Mississippi St.	3.0	0	0-0	1	3	W, 3-3
4/23/19	Northwestern St.	1.0	3	1-1	0	1	ND
4/26/19	#18 Tennessee	2.0	4	2-2	0	3	W, 4-3
5/3/19	at Kentucky	0.0	1	1-1	2	0	ND
5/5/19	at Kentucky	1.0	0	0-0	0	2	ND

5/10/19	#15 LSU	4.0	1	0-0	1	4	W, 5-3
5/16/19	at #17 Texas A&M	1.1	3	1-1	0	0	ND
5/18/19	at #17 Texas A&M	1.0	0	0-0	0	2	ND
5/22/19	vs. Ole Miss	1.2	2	1-1	1	2	W, 6-3
5/24/19	vs. Ole Miss	0.1	0	0-0	2	0	ND
5/31/19	vs. Central Conn.	1.2	0	0-0	0	4	ND
6/9/19	vs. #14 Ole Miss	2.1	5	3-3	1	2	ND
6/17/19	vs. Texas Tech	2.1	3	2-2	1	4	ND
<b>TOTALS</b>	<b>30 G, 0 GS</b>	<b>41.2</b>	<b>38</b>	<b>18-18</b>	<b>14</b>	<b>52</b>	<b>6-3</b>

Kevin Kopps 2017 Game-By-Game (R-Freshman)  
(22 Appearances, 5 Starts)

Date	Opponent	IP	H	R-ER	BB	K	Result
2/19/17	Miami (Ohio)*	3.1	2	1-1	2	5	W, 1-0
2/26/17	Bryant*	3.1	4	2-2	2	2	ND
3/3/17	vs. Arizona	0.2	0	0-0	0	0	ND
3/5/17	vs. Oklahoma St.	2.1	1	0-0	1	1	ND
3/12/17	Rhode Island	3.0	1	0-0	3	3	ND
3/17/17	Mississippi St.	0.2	1	0-0	0	1	ND
3/22/17	New Orleans	1.0	0	0-0	0	1	S, 1
3/26/17	at Missouri	3.2	2	2-2	3	4	ND
4/1/17	at Alabama	3.0	5	3-3	0	4	ND
4/8/17	LSU	0.2	2	3-3	1	0	ND
4/11/17	at Missouri St.	1.0	2	1-1	0	1	W, 2-0
4/15/17	Georgia	5.2	5	0-0	2	3	ND
4/23/17	at Auburn	1.0	3	1-1	2	0	ND
4/25/17	vs. Kansas St.*	2.0	1	1-1	0	1	ND
4/28/17	Ole Miss-1	2.2	2	0-0	1	2	ND
5/4/17	at Tennessee	2.2	2	0-0	0	2	ND
5/12/17	Vanderbilt	2.0	1	0-0	0	2	W, 3-0
5/20/17	at Texas A&M	3.0	2	0-0	1	4	S, 2
5/25/17	vs. Mississippi St.	1.0	1	1-1	0	0	ND
5/28/17	vs. LSU*	3.0	3	3-1	0	1	L, 3-1
6/2/17	Oral Roberts	1.1	2	0-0	0	1	ND
6/4/17	Missouri St.*	2.0	4	2-2	0	2	ND
<b>TOTALS</b>	<b>22 G, 5 GS</b>	<b>49.0</b>	<b>46</b>	<b>20-18</b>	<b>18</b>	<b>40</b>	<b>3-1 (2 SV)</b>

## 2020 TRENDS


### As a Redshirt-Junior

Closed out the season opener against Eastern Illinois on Feb. 14 ... Pitched a scoreless frame with one hit allowed and one strikeout ... First reliever used against Gonzaga on Feb. 20, allowing three runs on four hits over 2.1 innings ... Longest outing of the season ... Appeared again in the series on Saturday in game three (Feb. 22), tossing a scoreless inning with one walk ... Second shutout outing this season ... Entered as first reliever vs. No. 22 Oklahoma ... Kept OU off scoreboard in sixth, but allowed three runs in seventh to earn first decision in 6-3 loss ... Worked 3.1 innings as the first reliever against Illinois State on March 3 ... Allowed two runs, one earned, on five hits, striking out five ... Second time in his career with five strikeouts, last doing so in his first start/appearance on Feb. 19, 2017, against Miami (Ohio).

## Kevin Kopps Career Stats

Year	ERA	W	L	App	GS	CG	SHO	CBO	SV	IP	H	R	ER	BB	SO	2B	3B	HR	BF	B/Avg	WP	HBP	BK	SFA	SHA	PO	A	E	FLD%
2016	REDSHIRT SEASON																												
2017	3.31	3	1	22	5	0	0	2	2	49.0	46	20	18	18	40	7	0	3	203	.254	5	3	0	0	1	4	7	1	.917
2018	INJURED																												
2019	3.89	6	3	30	0	0	0	2	0	41.2	38	18	18	14	52	9	0	4	179	.242	3	3	0	1	4	2	4	0	1.000
2020	4.15	0	1	5	0	0	0	1	0	8.2	13	8	4	1	7	2	1	1	41	.342	1	0	0	0	2	0	2	0	.000
<b>TOTAL</b>	<b>3.62</b>	<b>9</b>	<b>5</b>	<b>57</b>	<b>5</b>	<b>0</b>	<b>0</b>	<b>5</b>	<b>2</b>	<b>99.1</b>	<b>97</b>	<b>46</b>	<b>40</b>	<b>33</b>	<b>99</b>	<b>18</b>	<b>1</b>	<b>8</b>	<b>423</b>	<b>.258</b>	<b>9</b>	<b>6</b>	<b>0</b>	<b>1</b>	<b>7</b>	<b>6</b>	<b>13</b>	<b>1</b>	<b>.950</b>





# CADEN MONKE

LHP • L/L • 6-3 • 170 • Sophomore  
Mt. Olive, Ill. • Mt. Olives HS

# 37

## CAREER HIGHS

Category	High	Opponent (Last)	Date
Innings	2.0	2x (Gonzaga)	2/20/20
Longest Start	--	--	--
Shortest Start	--	--	--
Longest Relief	2.0	2x (Gonzaga)	2/20/20
Hits	5	Stony Brook	3/1/19
Runs	3	2x (Stony Brook)	3/1/19
Earned Runs	3	2x (Stony Brook)	3/1/19
Walks	3	at No. 9 Texas	3/20/19
Strikeouts	3	3x (vs Baylor)	3/1/20

## MONKE'S CAREER APPEARANCES

Caden Monke 2020 Game-By-Game (Sophomore)  
(5 Appearances, 0 Starts)

Date	Opponent	IP	H	R-ER	BB	K	Result
2/16/20	Eastern Illinois	2.0	1	1-1	1	1	ND
2/20/20	Gonzaga	2.0	1	0-0	1	3	W, 1-0
2/22/20	Gonzaga	1.0	0	0-0	1	2	ND
3/1/20	vs Baylor	1.1	0	0-0	0	3	ND
3/3/20	Illinois State	1.1	1	2-2	0	1	L, 1-1
<b>TOTALS</b>	<b>5 G, 0 GS</b>	<b>7.2</b>	<b>3</b>	<b>3-3</b>	<b>3</b>	<b>10</b>	<b>1-1</b>

Caden Monke 2019 Game-By-Game (Freshman)  
(6 Appearances, 0 Starts)

Date	Opponent	IP	H	R-ER	BB	K	Result
2/27/19	Memphis	1.0	0	0-0	0	3	ND
3/2/19	Stony Brook	0.0	1	4-4	2	0	ND
3/9/19	Louisiana Tech	0.0	1	2-2	0	0	ND
3/20/19	at #9 Texas	0.2	0	0-0	3	0	ND
4/9/19	Oral Roberts	1.0	1	0-0	0	1	ND
4/24/19	Northwestern St.	0.1	0	0-0	0	1	ND
<b>TOTALS</b>	<b>6 G, 0 GS</b>	<b>3.0</b>	<b>3</b>	<b>6-6</b>	<b>5</b>	<b>5</b>	<b>0-0</b>

## 2020 TRENDS

### As a Sophomore

Pitched a career-high 2.0 innings against Eastern Illinois on Feb. 16 ... Allowed one run on one hit and a walk, striking out one ... Fourth game with a strikeout ... Earned his first career win after tossing 2.0 shutout frames against Gonzaga on Feb. 20 ... Second time to go 2.0 innings in relief ... Matched a career-best three strikeouts ... Fifth career appearance with no runs allowed ... Appeared again against the Zags in Saturday's 5-0 win, pitching a scoreless seventh inning ... Allowed a walk but struck out two in the outing ... Tossed 1.1 frames against Baylor in the Shriners College Classic on March 1 ... Struck out three of the four batters he faced ... Third time in his career with three strikeouts and second time this season ... Charged with the loss against Illinois State on March 3, allowing two runs on one hit over 1.1 innings of work ... First runs allowed in four appearances.

## Caden Monke Career Stats

Year	ERA	W	L	App	GS	CG	SHO	CBO	SV	IP	H	R	ER	BB	SO	2B	3B	HR	BF	B/Avg	WP	HBP	BK	SFA	SHA	PO	A	E	FLD%
2019	18.00	0	0	6	0	0	0	0	0	3.0	3	6	6	5	5	1	0	0	21	.231	1	3	0	0	0	0	0	.000	
2020	3.52	1	1	5	0	0	0	1	0	7.2	3	3	3	3	10	0	0	0	31	.125	0	2	0	2	0	0	0	.000	
<b>TOTAL</b>	<b>7.59</b>	<b>1</b>	<b>1</b>	<b>11</b>	<b>0</b>	<b>0</b>	<b>0</b>	<b>1</b>	<b>0</b>	<b>10.2</b>	<b>6</b>	<b>9</b>	<b>9</b>	<b>8</b>	<b>15</b>	<b>1</b>	<b>0</b>	<b>0</b>	<b>52</b>	<b>.162</b>	<b>1</b>	<b>5</b>	<b>0</b>	<b>2</b>	<b>0</b>	<b>0</b>	<b>0</b>	<b>.000</b>	



# ZACK MORRIS

LHP • L/L • 6-3 • 215 • Freshman  
Cabot Ark. • Cabot HS

# 32

## SEASON HIGHS

Category	High	Opponent (Last)	Date
Innings	2.0	Gonzaga	2/23/20
Longest Start	--	--	--
Shortest Start	--	--	--
Longest Relief	2.0	Gonzaga	2/23/20
Hits	2	Gonzaga	2/23/20
Runs	1	2x (Illinois State)	3/3/20
Earned Runs	1	2x (Illinois State)	3/3/20
Walks	--	--	--
Strikeouts	--	--	--

## MORRIS' CAREER APPEARANCES

Zack Morris 2020 Game-By-Game (Freshman)  
(4 Appearances, 0 Starts)

Date	Opponent	IP	H	R-ER	BB	K	Result
2/21/20	Gonzaga	1.0	0	0-0	0	0	ND
2/23/20	Gonzaga	2.0	2	1-1	0	0	ND
2/28/20	vs #22 Oklahoma	0.1	0	0-0	0	0	ND
3/3/20	Illinois State	0.0	1	1-1	0	0	ND
<b>TOTALS</b>	<b>4 G, 0 GS</b>	<b>3.1</b>	<b>3</b>	<b>2-2</b>	<b>0</b>	<b>0</b>	<b>0-0</b>

## 2020 TRENDS

### As a Freshman

Pitched the eighth inning of Friday's game against Gonzaga (Feb. 21) ... Did not allow a hit or walk ... Worked the seventh & eighth innings vs. the Zags in the series finale, allowing one run on two hits ... Exchanged a run for an out on a sacrifice fly, then got a pair of groundouts to end the frame ... Followed it with nine pitchers and three quick outs in the eighth inning ... Faced one batter in the seventh inning against Oklahoma, induced a groundout to second base to end the inning ... Faced one Illinois State batter on March 3, allowing an RBI hit in the eighth.

### Zack Morris Career Stats

Year	ERA	W	L	App	GS	CG	SHO	CBO	SV	IP	H	R	ER	BB	SO	2B	3B	HR	BF	B/Avg	WP	HBP	BK	SFA	SHA	PO	A	E	FLD%
2020	5.40	0	0	4	0	0	0	0	0	3.1	3	2	2	0	0	0	0	0	13	.250	0	0	0	1	0	2	0	0	1.000
<b>TOTAL</b>	<b>5.40</b>	<b>0</b>	<b>0</b>	<b>4</b>	<b>0</b>	<b>0</b>	<b>0</b>	<b>0</b>	<b>0</b>	<b>3.1</b>	<b>3</b>	<b>2</b>	<b>2</b>	<b>0</b>	<b>0</b>	<b>0</b>	<b>0</b>	<b>0</b>	<b>13</b>	<b>.250</b>	<b>0</b>	<b>0</b>	<b>0</b>	<b>1</b>	<b>0</b>	<b>2</b>	<b>0</b>	<b>0</b>	<b>1.000</b>



# CONNOR NOLAND

RHP • R/R • 6-2 • 215 • Sophomore  
Greenwood, Ark. • Greenwood HS

# 13

## SEASON HIGHS

Category	High	Opponent (Last)	Date
Innings	6.2	Eastern Illinois	2/14/20
Longest Start	6.2	Eastern Illinois	2/14/20
Shortest Start	5.1	#22 Oklahoma	2/28/20
Longest Relief	--	--	--
Hits	6	#22 Oklahoma	2/28/20
Runs	3	2x (#22 Oklahoma)	2/28/20
Earned Runs	2	2x (#22 Oklahoma)	2/28/20
Walks	3	Gonzaga	2/21/20
Strikeouts	11	Eastern Illinois	2/14/20

## NOLAND'S CAREER APPEARANCES

Connor Noland 2020 Game-By-Game (Sophomore)  
(3 Appearances, 3 Starts)

Date	Opponent	IP	H	R-ER	BB	K	Result
2/14/20	Eastern Illinois*	6.2	2	1-0	1	11	W, 5-1
2/21/20	Gonzaga*	6.0	5	3-2	3	3	W, 9-3
2/28/20	#22 Oklahoma*	5.1	6	3-2	0	5	ND
<b>TOTALS</b>	<b>3 G, 3 GS</b>	<b>18.0</b>	<b>13</b>	<b>6-4</b>	<b>4</b>	<b>19</b>	<b>2-0</b>

Connor Noland 2019 Game-By-Game (Freshman)  
(20 Appearances, 19 Starts)

Date	Opponent	IP	H	R-ER	BB	K	Result
2/16/19	Eastern Illinois*	4.2	4	2-0	1	7	ND
2/23/19	at USC*	4.0	3	2-2	2	2	ND
3/2/19	Stony Brook*	3.0	6	3-3	1	1	ND
3/9/19	Louisiana Tech*	5.0	3	4-3	1	3	ND
3/16/19	Missouri*	4.2	4	1-1	1	4	ND
3/23/19	at Alabama*	1.2	3	3-3	2	0	L, 0-1
3/26/19	at Missouri St.	1.0	0	0-0	0	0	ND
3/30/19	#21 Ole Miss*	4.2	7	2-2	1	3	ND
4/5/19	at #15 Auburn*	4.2	5	3-3	0	2	ND
4/13/19	at #6 Vanderbilt*	0.0	4	5-5	1	0	L, 0-2
4/19/19	Ark. - Pine Bluff*	2.0	2	0-0	0	2	W, 1-2
4/20/19	#2 Mississippi St.*	7.2	4	0-0	0	5	W, 2-2
4/28/19	#18 Tennessee*	7.0	2	1-0	1	10	ND
5/5/19	at Kentucky*	3.1	6	4-4	1	4	L, 2-3
5/11/19	#15 LSU*	5.1	4	0-0	0	3	ND
5/18/19	at #17 Texas A&M*	4.1	5	3-1	0	3	L, 2-4
5/24/19	vs. Ole Miss*	5.0	2	1-1	1	2	ND
5/31/19	vs. Central Conn. St.*	5.1	2	2-1	0	2	W, 3-4
6/9/19	vs. Ole Miss*	1.0	3	4-4	0	0	L, 3-5
6/17/19	vs. Texas Tech*	4.0	4	2-2	1	2	ND
<b>TOTALS</b>	<b>20 G, 19 GS</b>	<b>78.1</b>	<b>73</b>	<b>42-35</b>	<b>14</b>	<b>55</b>	<b>3-5</b>

## BIO

### 2020 TRENDS

#### As a Sophomore (2020)

Started Opening Day for the Hogs ... Went 6.2 innings of two-hit, one run (unearned) ball with one walk and 11 strikeouts against Eastern Illinois (Feb. 14) ... Career-high K's vs. the Panthers ... Last time an Arkansas pitcher struck out 11 batters was Isaiah Campbell vs. Missouri on March 15, 2019 ... Eighth career performance with 1 or fewer runs allowed ... Picked up his second win of the season after tossing 6.0 innings against Gonzaga on Feb. 21 ... Allowed three runs, two earned, on five hits & three walks, striking out three ... Reached two wins in two games, taking 11 starts to do so in 2019 ... Went 5.1 innings against No. 22 Oklahoma in Houston, allowing three runs, two earned, with five strikeouts ... Did not receive a decision vs. OU ... Eighth start with no walks allowed.

#### As a Freshman (2019)


>> SEC All-Freshman Team

>> Perfect Game Freshman All-American

Made 20 appearances on the mound, 19 being starts ... Named to Opening Week rotation, starting game two against Eastern Illinois (Feb. 16) ... Built up a 4.02 ERA over 78.1 innings, the second most by a Razorback pitcher in 2019 ... Had six outings of five or more innings (Louisiana Tech - March 9, Mississippi State - April 20, Tennessee - April 28, LSU - May 11, Ole Miss - May 24, Central Connecticut - May 31) ... Went 3-5 with wins over Arkansas-Pine Bluff (April 16), Mississippi State (April 20) and Central Connecticut (May 31) in the NCAA Regional ... His lone relief appearance came against Missouri State (March 26) where he threw one scoreless inning on 12 pitches ... Struck out 55 batters during the season and walked only 14 for a 3.9 strikeout-to-walk ratio, the 14th-highest in the SEC ... Never allowed more than two walks in an appearance ... Walk total (14) tied for the 37th-lowest in the nation and tied for third-lowest in the SEC ... Pitched a season-high 7.2 scoreless innings in his 11th start of the year, coming against No. 2 Mississippi State (April 20), striking out five with no walks and only four hits allowed ... Followed it up with a second-straight 7+ inning outing, going 7.0 against No. 18 Tennessee (April 28) and striking out a season-high 10 batters with only two hits allowed and one walk ... Started the opening game of the NCAA Fayetteville Regional vs. Central Connecticut (May 31), going 5.1 innings with two hits allowed, one earned run, one walk and two strikeouts on 58 pitches ... Combined during the NCAA Tournament, made three starts, throwing 10.1 innings and allowing only one walk.

### Connor Noland Career Stats

Year	ERA	W	L	App	GS	CG	SHO	CBO	SV	IP	H	R	ER	BB	SO	2B	3B	HR	BF	B/Avg	WP	HBP	BK	SFA	SHA	PO	A	E	FLD%
2019	4.02	3	5	20	19	0	0	0	0	78.1	73	42	35	14	55	6	0	12	323	.244	4	3	0	2	5	8	14	2	.917
2020	2.00	2	0	3	3	0	0	0	0	18.0	13	7	4	4	19	2	0	2	69	.203	0	0	0	1	0	3	2	0	1.000
<b>TOTAL</b>	<b>3.64</b>	<b>5</b>	<b>5</b>	<b>23</b>	<b>22</b>	<b>0</b>	<b>0</b>	<b>0</b>	<b>0</b>	<b>96.1</b>	<b>86</b>	<b>49</b>	<b>39</b>	<b>18</b>	<b>74</b>	<b>8</b>	<b>0</b>	<b>14</b>	<b>392</b>	<b>.237</b>	<b>4</b>	<b>3</b>	<b>0</b>	<b>3</b>	<b>5</b>	<b>11</b>	<b>16</b>	<b>2</b>	<b>.931</b>



# PEYTON PALLETTE

RHP • R/R • 6-1 • 165 • Freshman  
Benton, Ark. • Benton HS

# 36

## SEASON HIGHS

Category	High	Opponent (Last)	Date
Innings	3.0	Eastern Illinois	2/15/20
Longest Start	--	--	--
Shortest Start	--	--	--
Longest Relief	3.0	Eastern Illinois	2/15/20
Hits	2	Eastern Illinois	2/15/20
Runs	1	Eastern Illinois	2/15/20
Earned Runs	1	Eastern Illinois	2/15/20
Walks	--	--	--
Strikeouts	1	Eastern Illinois	2/15/20

## PALLETTE'S CAREER APPEARANCES

Peyton Palette 2020 Game-By-Game (Freshman)  
(2 Appearances, 0 Starts)

Date	Opponent	IP	H	R-ER	BB	K	Result
2/15/20	Eastern Illinois	1.0	2	1-1	0	1	ND
2/28/20	vs #22 Oklahoma	1.0	0	0-0	0	0	ND
<b>TOTALS</b>	<b>2 G, 0 GS</b>	<b>2.0</b>	<b>2</b>	<b>1-1</b>	<b>0</b>	<b>1</b>	<b>0-0</b>


## 2020 TRENDS

### As a Freshman

Pitched the ninth inning of Saturday's 10-1 win over Eastern Illinois ... Allowed one run on two hits, trading the run for a 4-6-3 double play, ending the game on a called-strike three ... First collegiate appearance ... Pitched the eighth inning against No. 22 Oklahoma in Houston, facing the minimum.

### Peyton Palette Career Stats

Year	ERA	W	L	App	GS	CG	SHO	CBO	SV	IP	H	R	ER	BB	SO	2B	3B	HR	BF	B/Avg	WP	HBP	BK	SFA	SHA	PO	A	E	FLD%
2020	4.50	0	0	2	0	0	0	0	0	2.0	2	1	1	0	1	0	0	0	7	.286	0	0	0	0	0	0	0	0	.000
<b>TOTAL</b>	<b>4.50</b>	<b>0</b>	<b>0</b>	<b>2</b>	<b>0</b>	<b>0</b>	<b>0</b>	<b>0</b>	<b>0</b>	<b>2.0</b>	<b>2</b>	<b>1</b>	<b>1</b>	<b>0</b>	<b>1</b>	<b>0</b>	<b>0</b>	<b>0</b>	<b>7</b>	<b>.286</b>	<b>0</b>	<b>0</b>	<b>0</b>	<b>0</b>	<b>0</b>	<b>0</b>	<b>0</b>	<b>0</b>	<b>.000</b>



# EVAN TAYLOR

LHP • L/L • 6-4 • 250 • Sophomore  
Florence, Ala. • Florence HS

# 39

## CAREER HIGHS

Category	High	Opponent (Last)	Date
Innings	2.0	Western Illinois	3/13/19
Longest Start	--	--	--
Shortest Start	--	--	--
Longest Relief	2.0	Western Illinois	3/13/19
Hits	2	at No. 9 Texas	3/20/19
Runs	3	at Alabama	3/22/19
Earned Runs	3	at Alabama	3/22/19
Walks	2	3x (No. 21 Ole Miss)	3/31/19
Strikeouts	4	Western Illinois	3/13/19

## TAYLOR'S CAREER APPEARANCES


Evan Taylor 2019 Game-By-Game (Freshman)  
(8 Appearances, 0 Starts)

Date	Opponent	IP	H	R-ER	BB	K	Result
2/27/19	Memphis	1.0	0	0-0	0	3	ND
3/2/19	Stony Brook	1.0	0	0-0	1	2	ND
3/9/19	Louisiana Tech	0.1	0	0-0	0	1	ND
3/10/19	Louisiana Tech	1.0	0	0-0	1	1	ND
3/13/19	Western Illinois	2.0	0	0-0	1	4	ND
3/20/19	at #9 Texas	1.0	2	2-2	2	1	ND
3/22/19	at Alabama	0.2	1	3-3	2	1	ND
3/31/19	#21 Ole Miss	0.0	0	0-0	2	0	ND
<b>TOTALS</b>	<b>8 G, 0 GS</b>	<b>7.0</b>	<b>3</b>	<b>5-5</b>	<b>9</b>	<b>13</b>	<b>0-0</b>

## 2020 TRENDS

### Evan Taylor Career Stats

Year	ERA	W	L	App	GS	CG	SHO	CBO	SV	IP	H	R	ER	BB	SO	2B	3B	HR	BF	B/Avg	WP	HBP	BK	SFA	SHA	PO	A	E	FLD%
2019	6.43	0	0	8	0	0	0	1	0	7.0	3	5	5	9	13	0	0	0	33	.136	3	1	0	0	1	0	1	0	1.000
<b>TOTAL</b>	<b>6.43</b>	<b>0</b>	<b>0</b>	<b>8</b>	<b>0</b>	<b>0</b>	<b>0</b>	<b>1</b>	<b>0</b>	<b>7.0</b>	<b>3</b>	<b>5</b>	<b>5</b>	<b>9</b>	<b>13</b>	<b>0</b>	<b>0</b>	<b>0</b>	<b>33</b>	<b>.136</b>	<b>3</b>	<b>1</b>	<b>0</b>	<b>0</b>	<b>1</b>	<b>0</b>	<b>1</b>	<b>0</b>	<b>1.000</b>



## ELIJAH TREST

RHP • L/R • 6-3 • 205 • Sophomore  
White Oak, Texas • White Oak HS

# 20

### CAREER HIGHS

Category	High	Opponent (Last)	Date
Innings	3.0	at #6 Vanderbilt	4/13/19
Longest Start	--	--	--
Shortest Start	--	--	--
Longest Relief	3.0	at #6 Vanderbilt	4/13/19
Hits	2	4x (vs Baylor)	3/1/20
Runs	3	3x (No. 15 LSU)	5/10/19
Earned Runs	3	3x (No. 15 LSU)	5/10/19
Walks	3	Oral Roberts	4/9/19
Strikeouts	3	4x (No. 14 Ole Miss)	6/9/19

### TREST'S CAREER APPEARANCES

Elijah Trest 2020 Game-By-Game (Sophomore)  
(5 Appearances, 0 Starts)

Date	Opponent	IP	H	R-ER	BB	K	Result
2/16/20	Eastern Illinois	1.0	0	0-0	0	0	ND
2/20/20	Gonzaga	1.0	0	0-0	0	0	ND
2/22/20	Gonzaga	1.0	1	0-0	0	1	ND
3/1/20	vs. Baylor	1.2	2	1-1	1	2	ND
3/3/20	Illinois State	1.0	1	1-1	0	2	ND
<b>TOTALS</b>	<b>5 G, 0 GS</b>	<b>5.2</b>	<b>4</b>	<b>2-2</b>	<b>1</b>	<b>5</b>	<b>0-0</b>

Elijah Trest 2019 Game-By-Game (Freshman)  
(15 Appearances, 0 Starts)

Date	Opponent	IP	H	R-ER	BB	K	Result
3/10/19	Louisiana Tech	1.0	0	0-0	0	3	ND
3/13/19	Western Illinois	1.0	2	1-1	0	0	ND
3/20/19	at #9 Texas	1.2	2	3-3	3	2	L, 0-1
3/22/19	at Alabama	1.0	0	0-0	0	0	ND
3/26/19	at Missouri St.	0.0	1	0-0	1	0	ND
3/31/19	#21 Ole Miss	1.2	1	0-0	1	1	ND
4/2/19	Little Rock	0.0	2	3-3	1	0	ND
4/9/19	Oral Roberts	2.0	0	0-0	3	1	ND
4/13/19	at #6 Vanderbilt	3.0	1	0-0	2	1	ND
4/16/19	Ark.- Pine Bluff	2.0	4	2-1	1	3	ND
4/24/19	Northwestern St.	2.0	1	3-3	2	3	ND
4/28/19	#18 Tennessee	1.0	0	0-0	0	1	W, 1-1
4/30/19	Grambling St.	0.2	0	0-0	0	2	ND
5/10/19	#15 LSU	0.0	2	3-3	0	0	ND
6/9/19	vs. #14 Ole Miss	2.0	1	2-2	1	3	ND

### 2020 TRENDS

#### As a Sophomore

Was the final reliever used in Sunday's finale against Eastern Illinois ... Tossed a clean ninth inning against the Panthers ... Did not allow a hit, walk or run ... Ninth scoreless outing ... Pitched a perfect eighth inning against Gonzaga on Feb. 20 ... Back-to-back outings with three outs put in play ... Pitched again against the Zags on Feb. 22, throwing the ninth inning to finish out the 5-0 victory ... Struck out one and allowed one of the two hits in the contest ... Worked 1.2 innings against Baylor on March 1, giving up one run on two hits, walking one and striking out two ... Allowed a homer in the sixth inning ... Worked one inning against Illinois State on March 3, allowing one run on one hit, striking out the other two batters he faced.

### Elijah Trest Career Stats

Year	ERA	W	L	App	GS	CG	SHO	CBO	SV	IP	H	R	ER	BB	SO	2B	3B	HR	BF	B/Avg	WP	HBP	BK	SFA	SHA	PO	A	E	FLD%
2019	7.58	1	1	15	0	0	0	1	0	19.0	18	17	16	17	19	0	0	2	96	.250	1	6	1	1	0	1	2	1	.750
2020	3.18	0	0	5	0	0	0	1	0	5.2	4	2	2	1	5	0	0	1	21	.200	0	1	0	0	0	0	0	.000	
<b>TOTAL</b>	<b>6.57</b>	<b>1</b>	<b>1</b>	<b>20</b>	<b>0</b>	<b>0</b>	<b>0</b>	<b>2</b>	<b>0</b>	<b>24.2</b>	<b>22</b>	<b>19</b>	<b>18</b>	<b>18</b>	<b>24</b>	<b>0</b>	<b>0</b>	<b>3</b>	<b>117</b>	<b>.242</b>	<b>1</b>	<b>7</b>	<b>1</b>	<b>1</b>	<b>0</b>	<b>1</b>	<b>2</b>	<b>1</b>	<b>.750</b>



# ZEBULON VERMILLION

RHP • L/R • 6-4 • 225 • Junior

Prairie Village, Kan. • Shawnee Mission East HS

# 88

## CAREER HIGHS

Category	High	Opponent (Last)	Date
Innings	3.0	2x (at No. 15 Auburn)	4/6/19
Longest Start	--	--	--
Shortest Start	--	--	--
Longest Relief	3.0	2x (at No. 15 Auburn)	4/6/19
Hits	4	No. 21 Ole Miss	3/31/19
Runs	3	No. 21 Ole Miss	3/31/19
Earned Runs	3	No. 21 Ole Miss	3/31/19
Walks	2	at No. 6 Vanderbilt	4/14/19
Strikeouts	4	at No. 2 Florida	3/24/19

## VERMILLION'S CAREER APPEARANCES

Zebulon Vermillion 2020 Game-By-Game (Sophomore)  
(4 Appearances, 0 Starts)

Date	Opponent	IP	H	R-ER	BB	K	Result
2/20/20	Gonzaga	1.0	2	0-0	0	0	S, 1
2/23/20	Gonzaga	1.0	0	0-0	0	1	ND
3/1/20	vs. Baylor	1.0	0	0-0	0	2	ND
3/3/20	Illinois State	1.1	1	0-0	0	3	ND
<b>TOTALS</b>	<b>4 G, 0 GS</b>	<b>4.1</b>	<b>3</b>	<b>0-0</b>	<b>0</b>	<b>6</b>	<b>0-0 (1 SV)</b>

Zebulon Vermillion 2019 Game-By-Game (Sophomore)  
(20 Appearances, 0 Starts)

Date	Opponent	IP	H	R-ER	BB	K	Result
2/16/19	Eastern Illinois	1.0	0	0-0	0	1	ND
2/17/19	Eastern Illinois	0.0	1	1-1	0	0	ND
2/21/19	at USC	0.2	1	0-0	0	0	ND
2/27/19	Memphis	2.0	1	0-0	0	1	W, 1-0
3/2/19	Stony Brook	2.0	1	0-0	1	2	W, 2-0
3/9/19	Louisiana Tech	0.2	1	0-0	1	1	ND
3/13/19	Western Illinois	1.2	0	0-0	0	2	ND
3/19/19	at #9 Texas	2.0	1	0-0	1	3	ND
3/23/19	at Alabama	1.0	2	0-0	1	0	ND
3/26/19	at Missouri St.	1.1	1	1-1	0	1	W, 3-0
3/31/19	#21 Ole Miss	1.1	4	3-3	1	1	ND
4/2/19	Little Rock	1.0	1	1-0	0	0	ND
4/5/19	at #15 Auburn	0.2	2	1-1	0	1	ND
4/6/19	at #15 Auburn	3.0	2	0-0	1	3	S, 1
4/14/19	at #6 Vanderbilt	0.2	1	1-1	2	1	W, 4-0
4/20/19	#2 Mississippi St.	0.2	1	0-0	1	1	ND
4/23/19	Northwestern St.	1.0	0	0-0	0	2	ND
5/18/19	at #17 Texas A&M	1.0	1	0-0	0	0	ND
5/23/19	vs. Georgia	0.1	0	0-0	0	0	ND
5/24/19	vs. Ole Miss	0.1	0	2-2	1	0	L, 4-1

**TOTALS** 20 G, 0 GS 22.1 21 10-9 10 20 4-1 (1 SV)

Zebulon Vermillion 2018 Game-By-Game (Freshman)  
(7 Appearances, 0 Starts)

Date	Opponent	IP	H	R-ER	BB	K	Result
2/17/18	Bucknell	1.0	3	2-2	0	1	ND
2/28/18	Dayton	3.0	3	1-0	0	3	S, 1
3/9/18	Kent State-2	1.0	0	0-0	0	1	ND
3/17/18	Kentucky-1	1.0	2	1-1	0	2	ND
3/21/18	at Charlotte	0.2	0	0-0	0	0	ND
3/24/18	at No. 2 Florida	2.1	3	1-1	0	4	ND
4/21/18	at Mississippi St.	0.1	1	1-1	0	0	ND

## 2020 TRENDS

### As a Junior

Made his first appearance against Gonzaga on Feb. 20, pitching the ninth inning ... Picked up his third career save after a shutout frame, allowing just two hits ... Sixteenth scoreless outing ... Finished off the series with a clean ninth against the Zags on Feb. 23 ... Struck out one and faced the minimum to cap off the four-game sweep ... Tossed another scoreless inning against Baylor on March 1 ... Struck out two of the three batters he faced ... Worked 1.1 frames against Illinois State on March 3, giving up one hit that brought in two runs ... Struck out three batters for a season-high mark.

### Zebulon Vermillion Career Stats

Year	ERA	W	L	App	GS	CG	SHO	CBO	SV	IP	H	R	ER	BB	SO	2B	3B	HR	BF	B/Avg	WP	HBP	BK	SFA	SHA	PO	A	E	FLD%
2018	4.82	0	0	7	0	0	0	0	1	9.1	12	6	5	0	11	1	0	0	40	.308	2	1	0	0	0	1	2	0	1.000
2019	3.63	4	1	20	0	0	0	1	1	22.1	21	10	9	9	21	6	0	1	101	.250	1	4	0	2	2	1	6	0	1.000
2020	0.00	0	0	4	0	0	0	0	1	4.1	3	0	0	0	6	0	0	0	16	.188	0	0	0	0	0	1	1	0	1.000
<b>TOTAL</b>	<b>3.50</b>	<b>4</b>	<b>1</b>	<b>31</b>	<b>0</b>	<b>0</b>	<b>0</b>	<b>1</b>	<b>3</b>	<b>36.0</b>	<b>36</b>	<b>16</b>	<b>14</b>	<b>9</b>	<b>38</b>	<b>7</b>	<b>0</b>	<b>1</b>	<b>157</b>	<b>.259</b>	<b>3</b>	<b>5</b>	<b>0</b>	<b>2</b>	<b>2</b>	<b>3</b>	<b>9</b>	<b>0</b>	<b>1.000</b>

8 BRAYDON WEBB • JR • INF/OF • 6-0 • 195

## CAREER HIGHS

Category	High	Opponent (Last)	Date
Hits	4	2x (at Weatherford)	4/18/19
Runs	4	at Cisco	3/16/19
Doubles	2	4x (vs. Midland)	5/12/19
Triples	1	6x (vs. New Mexico)	5/11/19
Home Runs	2	Navarro	2/25/19
RBI	5	Navarro	2/25/19
Walks	3	Temple	3/26/19
Stolen Bases	2	3x (at Weatherford)	4/18/19

## SEASON HIGHS

Category	High	Opponent (Last)	Date
Hits	3	vs Baylor	3/1/20
Runs	3	Eastern Illinois	2/16/20
Doubles	--	--	--
Triples	--	--	--
Home Runs	1	Eastern Illinois	2/15/20
RBI	2	Gonzaga	2/21/20
Walks	2	Illinois State	3/3/20
Stolen Bases	--	--	--

### Braydon Webb Career Stats

Year	Avg	GP	GS	AB	R	H	2B	3B	HR	RBI	BB	SB-ATT
2018 (GCC)	.216	11	--	37	13	8	2	1	3	8	11	7-9
2019 (GCC)	.450	55	--	202	83	91	25	6	14	66	28	18-20
2020	.289	9	9	38	10	11	0	0	1	4	4	0-1
<b>TOTAL</b>	<b>.397</b>	<b>75</b>	<b>9</b>	<b>277</b>	<b>106</b>	<b>110</b>	<b>27</b>	<b>7</b>	<b>18</b>	<b>78</b>	<b>43</b>	<b>25-30</b>

## 2020 TRENDS

- Hit leadoff in eight of nine games played this season
- Five hits in last six at-bats.
- Reached safely in seven of last 11 plate appearances.

### Illinois State

- 1-for-4, 2 BB, 1 R
- Scored in the fifth on a single from Kjerstad

### Shriners

- Baylor
- 3-for-4, 1 RBI
- Singles in second, sixth and eighth innings, driving in the second run of the game.
- First three-hit game as a Razorback.

### Oklahoma

- 1-for-4
- Single in the seventh, reached second after a single from Kjerstad.

### Gonzaga

Series Line: .083/.083/.143  
Series Stats: 1-for-12, 2 RBI, 2 R, 1 BB, 6 SO

### Eastern Illinois

- Series Line: .357/.571/.400
- Series Stats: 5-for-14, HR, 1 RBI, 7 R, 1 BB, 2 SO

18 HESTON KJERSTAD • JR • OF • 6-3 • 205

## CAREER HIGHS

Category	High	Opponent (Last)	Date
Hits	4	2x (at No. 6 Vanderbilt)	4/14/19
Runs	3	7x (No. 14 Ole Miss)	6/10/19
Doubles	2	2x (No. 14 Ole Miss)	6/10/19
Triples	1	Western Illinois	3/12/19
Home Runs	2	6x (Eastern Illinois)	2/16/20
RBI	6	Eastern Illinois	2/16/20
Walks	2	10x (Gonzaga)	2/23/20
Stolen Bases	1	8x (No. 14 Ole Miss)	6/8/19

## SEASON HIGHS

Category	High	Opponent (Last)	Date
Hits	3	3x (vs Texas)	2/29/20
Runs	2	5x (vs Texas)	2/29/20
Doubles	1	3x (Gonzaga)	2/23/20
Triples	--	--	--
Home Runs	2	2x (Eastern Illinois)	2/16/20
RBI	6	Eastern Illinois	2/16/20
Walks	2	2x (Gonzaga)	2/23/20
Stolen Bases	--	--	--

### Heston Kjerstad Career Stats

Year	Avg	GP	GS	AB	R	H	2B	3B	HR	RBI	BB	SB-ATT
2018	.332	69	69	262	65	87	16	0	14	58	26	3-3
2019	.327	65	65	266	53	87	13	1	17	51	21	5-5
2020	.435	11	11	46	13	20	4	0	5	14	5	0-0
<b>TOTAL</b>	<b>.338</b>	<b>145</b>	<b>145</b>	<b>574</b>	<b>131</b>	<b>194</b>	<b>33</b>	<b>1</b>	<b>36</b>	<b>123</b>	<b>52</b>	<b>8-8</b>

## 2020 TRENDS

- Collegiate Baseball Newspaper National & SEC-Co Player of the Week (Feb. 17).
- First Hog since at least 2002 to hit four home runs in the first series.
- Now has 37 career home runs, the seventh-most in school history.
- 7-for-11 in last 11 at-bats
- Reached base safely in eight of last 12 trips to the plate
- Only Hog with a hit in all 11 games

### Illinois State

- 2-for-5, 1 RBI, 1 R
- RBI single in fifth
- Scored in seventh after single from Franklin

### Shriners

- Baylor
- 2-for-3, 2B, HBP, 1 R
- Fifth multi-hit game of the year, third consecutive.

### Texas

- 3-for-5, HR, 2 RBI, 2 R
- Solo homer in the sixth inning
- RBI single scored Franklin in seventh
- Single in ninth, scored by Goodheart's double in next at-bat

### Oklahoma

- 2-for-5
- Singles in the fifth & seventh innings
- Third multi-hit game of the year, tied for team-lead

### Gonzaga

Series Line: .250/.375/.400  
Series Stats: 4-for-16, 2 2B, 1 RBI, 3 R, 3 BB, 1 HBP, 4 SO

### Eastern Illinois

- Series Line: .583/1.667/.643
- Series Stats: 7-for-12, 2B, 4 HR, 10 RBI, 6 R, 2 BB
- Homered twice in multiple games (Feb. 14 & 16).



10 MATT GOODHEART • JR • INF • 6-1 • 180

## CAREER HIGHS

Category	High	Opponent (Last)	Date
Hits	3	7x (Gonzaga)	2/23/20
Runs	3	2x (Northwestern St.)	4/23/19
Doubles	2	4x (No. 14 Ole Miss)	6/9/19
Triples	1	2x (No. 2 Mississippi St.)	4/19/19
Home Runs	1	6x (Eastern Illinois)	2/15/20
RBI	4	Oral Roberts	4/9/19
Walks	3	2x (No. 2 Miss. State)	4/19/19
Stolen Bases	1	4x (at Missouri St.)	3/26/19

## SEASON HIGHS

Category	High	Opponent (Last)	Date
Hits	3	2x (Gonzaga)	2/23/20
Runs	2	Eastern Illinois	2/16/20
Doubles	1	vs Texas	2/29/20
Triples	--	--	--
Home Runs	1	Eastern Illinois	2/15/20
RBI	3	2x (Gonzaga)	2/23/20
Walks	1	3x (Illinois State)	3/3/20
Stolen Bases	1	vs Texas	2/29/20

## Matt Goodheart Career Stats

Year	Avg	GP	GS	AB	R	H	2B	3B	HR	RBI	BB	SB-ATT
2018 (SJCC)	.355	58	53	183	55	65	11	4	7	43	29	9-15
2019	.345	58	51	203	35	70	16	2	5	47	34	5-7
2020	.239	11	11	46	8	11	2	0	1	10	3	1-1
<b>TOTAL</b>	<b>.339</b>	<b>127</b>	<b>115</b>	<b>432</b>	<b>98</b>	<b>146</b>	<b>29</b>	<b>6</b>	<b>13</b>	<b>100</b>	<b>66</b>	<b>15-23</b>

## 2020 TRENDS

- Three hits in last nine at-bats
- Reached base in seven of last 11 trips to the plate

## Illinois State

- 1-for-4, 2B, 1 R, 1 BB
- Scored in the fourth on a double from Martin
- Single in the seventh

## Shriners

## Baylor

- 1-for-3, 2B, 1 RBI, 1 R, 1 BB
- Hit an RBI double in the eighth inning.

## Texas

- 1-for-5, 2B, 2 RBI
- Two-RBI double off the top of the RF wall in ninth inning, was game's tying run on 2nd

## Oklahoma

- 0-for-4

## Gonzaga

- Series Line: .235/.235/.278
- Series Stats: 4-for-17, 3 RBI, 3 R, 1 HBP, 4 SO

## Eastern Illinois

- Series Line: .308/.538/.357
- Series Stats: 4-for-13, HR, 4 RBI, 3 R, BB

15 CASEY MARTIN • JR • INF • 5-11 • 175

## CAREER HIGHS

Category	High	Opponent (Last)	Date
Hits	4	6x (Illinois State)	3/3/20
Runs	3	7x (No. 15 LSU)	5/9/19
Doubles	2	No. 21 Ole Miss	3/30/19
Triples	1	4x (vs. Texas Tech)	6/17/19
Home Runs	2	3x (at No. 17 Texas A&M)	5/16/19
RBI	6	Dayton	2/28/18
Walks	3	2x (No. 2 Miss. State)	4/19/19
Stolen Bases	2	Dayton	3/1/18

## SEASON HIGHS

Category	High	Opponent (Last)	Date
Hits	4	Illinois State	3/3/20
Runs	1	4x (Illinois State)	3/3/20
Doubles	1	2x (Illinois State)	3/3/20
Triples	--	--	--
Home Runs	1	Gonzaga	2/23/20
RBI	3	Illinois State	3/3/20
Walks	2	2x (Gonzaga)	2/20/20
Stolen Bases	1	3x (Illinois State)	3/3/20

## Casey Martin Career Stats

Year	Avg	GP	GS	AB	R	H	2B	3B	HR	RBI	BB	SB-ATT
2018	.345	67	62	252	50	87	14	0	13	49	27	8-9
2019	.286	66	66	283	67	81	21	4	15	57	30	10-12
2020	.263	10	10	38	5	10	2	0	1	4	6	4-4
<b>TOTAL</b>	<b>.311</b>	<b>143</b>	<b>138</b>	<b>573</b>	<b>122</b>	<b>178</b>	<b>37</b>	<b>4</b>	<b>29</b>	<b>111</b>	<b>63</b>	<b>22-25</b>

## 2020 TRENDS

- Was 2-for-12 in previous 12 at-bats with seven strikeouts before four-hit day

## Illinois State

- 4-for-5, 2B, 3 RBI, 1 R
- Single in second, two RBI double in fourth, RBI single in fifth, single in ninth - scored on 2B.
- First four-hit game by a Hog this season, sixth of his career.

## Shriners

## Texas

- 0-for-5, four strikeouts

## Oklahoma

- 1-for-4
- Single in the fourth, stole second, advanced to third on wild pitch

## Gonzaga

- Series Line: .143/.357/.294
- Series Stats: 2-for-14, HR, 1 RBI, 2 R, 3 BB, 6 SO

## Eastern Illinois

- Series Line: .300/.400/.500
- Series Stats: 3-for-10, 2B, 2 R, 3 BB, HBP

## CAREER HIGHS

Category	High	Opponent (Last)	Date
Hits	4	No. 18 Tennessee	4/27/19
Runs	3	No. 18 Tennessee	4/27/19
Doubles	1	9x (Gonzaga)	2/21/20
Triples	1	Charlotte	3/6/19
Home Runs	1	8x (Gonzaga)	2/23/20
RBI	4	at No. 9 Texas	3/19/19
Walks	3	at USC	2/22/19
Stolen Bases	2	at USC	2/21/19

## SEASON HIGHS

Category	High	Opponent (Last)	Date
Hits	3	2x (Illinois State)	3/3/20
Runs	2	6x (Illinois State)	3/3/20
Doubles	1	3x (Gonzaga)	2/22/20
Triples	--	--	--
Home Runs	1	2x (Gonzaga)	2/23/20
RBI	3	Eastern Illinois	2/16/20
Walks	1	5x (vs Texas)	2/29/20
Stolen Bases	1	Eastern Illinois	2/15/20

### Christian Franklin Career Stats

Year	Avg	GP	GS	AB	R	H	2B	3B	HR	RBI	BB	SB-ATT
2019	.274	64	58	201	42	55	8	1	6	34	24	12-15
2020	.390	11	11	41	15	16	4	0	2	9	7	2-3
<b>TOTAL</b>	<b>.293</b>	<b>75</b>	<b>69</b>	<b>242</b>	<b>57</b>	<b>71</b>	<b>12</b>	<b>1</b>	<b>8</b>	<b>43</b>	<b>31</b>	<b>14-18</b>

## 2020 TRENDS

- Four hits in last 12 at-bats, reaching base in six of last 11 trips to the plate
- Has a hit in 10 of 11 games this year.

### Illinois State

- 3-for-4, 1 RBI, 2 R
- Single in second, RBI single in seventh
- Scored in fourth and ninth

### Shriners

- 0-for-4
- First game without a hit.

### Texas

- 1-for-4, 2B, RBI, 2 R, 1 BB
- RBI double in seventh, scored on a single from Kjerstad
- Walked in ninth, moved to third by Kjerstad's single, scored on Goodheart's double

### Oklahoma

- 1-for-4
- Single in the sixth, made it to third after double from Opitz

### Gonzaga

Series Line: .462/.846/.529  
Series Stats: 6-for-13, 2 2B, HR, 4 RBI, 6 R, 3 BB

### Eastern Illinois

Series Line: .417/.750/.533  
Series Stats: 5-for-12, 2B, HR, 3 RBI, 5 R, 3 BB, SB

## CAREER HIGHS

Category	High	Opponent (Last)	Date
Hits	4	at #6 Vanderbilt	4/14/19
Runs	3	2x (Gonzaga)	2/21/20
Doubles	2	vs Texas	2/29/20
Triples	1	Gonzaga	2/21/20
Home Runs	1	4x (Gonzaga)	2/21/20
RBI	4	#14 Ole Miss	6/10/19
Walks	3	Charlotte	3/6/19
Stolen Bases	1	5x (#14 Ole Miss)	6/10/19

## SEASON HIGHS

Category	High	Opponent (Last)	Date
Hits	3	Gonzaga	2/21/20
Runs	3	Gonzaga	2/21/20
Doubles	2	vs Texas	2/29/20
Triples	1	Gonzaga	2/21/20
Home Runs	1	Gonzaga	2/21/20
RBI	2	3x (Gonzaga)	2/21/20
Walks	1	2x (Eastern Illinois)	2/15/20
Stolen Bases	--	--	--

### Casey Opitz Career Stats

Year	Avg	GP	GS	AB	R	H	2B	3B	HR	RBI	BB	SB-ATT
2018	.222	19	7	27	6	6	2	0	0	5	3	0-0
2019	.243	58	50	177	31	43	3	0	3	33	38	7-7
2020	.297	11	9	37	6	11	6	1	1	7	4	0-1
<b>TOTAL</b>	<b>.249</b>	<b>87</b>	<b>66</b>	<b>241</b>	<b>43</b>	<b>60</b>	<b>11</b>	<b>1</b>	<b>4</b>	<b>44</b>	<b>45</b>	<b>7-8</b>

## 2020 TRENDS

- 0 for last nine, 2-for-11, reaching in four of last 13 trips to the plate

### Illinois State

- 0-for-2 - entered as defensive replacment in 7th at catcher

### Shriners

- 0-for-4

### Texas

- 2-for-5, 2 2B, 1 R
- Doubles in second & fourth innings, reached on K-WP, scored on double from Moore in sixth

### Oklahoma

- 1-for-4, 2B
- Double in sixth inning, fourth of the year

### Gonzaga

Series Line: .429/.929/.429  
Series Stats: 6-for-14, 2 2B, 3B, HR, 5 RBI, 4 R, 2 SO  
• Double shy of the cycle - All three hits came in consecutive innings (5th-1B, 6th-3B, 7th-HR) in game two.

### Eastern Illinois

Series Line: .250/.375/.500  
Series Stats: 2-for-8, 2B, 2 RBI, R, 4 BB

16 COLE AUSTIN • R-SR • INF • 6-2 • 195

**CAREER HIGHS**

Category	High	Opponent (Last)	Date
Hits	4	at Baylor	3/18/17
Runs	4	at Tulane	3/5/17
Doubles	2	vs. Texas Tech	5/26/17
Triples	1	3x (at Old Dominion)	3/10/17
Home Runs	1	11x (vs. Maryland)	6/2/17
RBlS	4	at Maryland	4/11/17
Walks	3	at Coastal Carolina	2/25/17
Stolen Bases	2	Kansas	4/9/17

**SEASON HIGHS**

Category	High	Opponent (Last)	Date
Hits	2	Eastern Illinois	2/14/20
Runs	2	Gonzaga	2/21/20
Doubles	1	Eastern Illinois	2/14/20
Triples	--	--	--
Home Runs	--	--	--
RBlS	2	Eastern Illinois	2/15/20
Walks	1	4x (vs Texas)	2/29/20
Stolen Bases	--	--	--

**Cole Austin Career Stats**

Year	Avg	GP	GS	AB	R	H	2B	3B	HR	RBI	BB	SB-ATT
2016 (WVU)	.221	41	39	145	18	32	6	1	4	23	8	7-8
2017 (WVU)	.302	58	58	242	41	73	13	2	7	44	12	9-12
2018	SAT OUT DUE TO TRANSFER RULES											
2019 (ASU)	.192	10	6	26	2	5	1	0	0	2	3	0-0
2020	.194	11	10	36	4	7	2	0	0	2	4	0-0
<b>TOTAL</b>	<b>.261</b>	<b>120</b>	<b>113</b>	<b>449</b>	<b>65</b>	<b>117</b>	<b>22</b>	<b>3</b>	<b>11</b>	<b>71</b>	<b>27</b>	<b>16-20</b>

**2020 TRENDS**

- One hit in last 11 at-bats
- Reached base safely in two of his last 12 trips to the plate

**Illinois State**

- 0-for-2 - entered as a defensive replacement in the 7th at first base

**Shriners**

- Baylor
- 0-for-3

**Texas**

- 0-for-3, 1 R, 1 BB
- Walked in seventh, moved to second on wild pitch, scored on Franklin's double.

**Oklahoma**

- 1-for-4, 1 R
- Single in fifth, scored on Moore's homer

**Gonzaga**

Series Line: .231/.231/.375  
Series Stats: 3-for-13, 2 R, 3 BB

**Eastern Illinois**

Series Line: .273/.455/.273  
Series Stats: 3-for-11, 2 2B, 2 RBI

5 JACOB NESBIT • R-SO • INF • 6-0 • 180

**CAREER HIGHS**

Category	High	Opponent (Last)	Date
Hits	3	3x (Eastern Illinois)	2/15/20
Runs	2	4x (#15 LSU)	5/9/19
Doubles	1	11x (Illinois State)	3/3/20
Triples	--	--	--
Home Runs	1	2x (vs #22 Oklahoma)	2/28/20
RBlS	6	#18 Tennessee	4/26/19
Walks	2	3x (at Kentucky)	5/5/19
Stolen Bases	1	5x (at #15 Auburn)	4/6/19

**SEASON HIGHS**

Category	High	Opponent (Last)	Date
Hits	3	Eastern Illinois	2/15/20
Runs	1	3x (vs #22 Oklahoma)	2/28/20
Doubles	1	4x (Illinois State)	3/3/20
Triples	--	--	--
Home Runs	1	vs #22 Oklahoma	2/28/20
RBlS	2	2x (Eastern Illinois)	2/16/20
Walks	1	4x (Gonzaga)	2/22/20
Stolen Bases	--	--	--

**Jacob Nesbit Career Stats**

Year	Avg	GP	GS	AB	R	H	2B	3B	HR	RBI	BB	SB-ATT
2019	.255	64	61	212	35	54	10	0	3	42	26	7-10
2020	.300	11	11	40	4	12	5	0	1	7	3	0-0
<b>TOTAL</b>	<b>.262</b>	<b>75</b>	<b>72</b>	<b>252</b>	<b>39</b>	<b>66</b>	<b>15</b>	<b>0</b>	<b>4</b>	<b>49</b>	<b>29</b>	<b>7-10</b>

**2020 TRENDS**

- Three hits in last 11 at-bats
- Reached base in five of last 10 trips to the plate

**Illinois State**

- 1-for-5, 2B, RBI
- RBI double in the ninth inning, was 90 ft. away from being tying run.

**Shriners**

- Baylor
- 1-for-3, 2B, HBP
- Double & HBP in back-to-back games.

**Texas**

- 1-for-3, 2B, HBP
- Double in third, hit-by-a-pitch in eighth.

**Oklahoma**

- 2-for-3, HR, RBI, R
- First homer of the season in fifth inning after Moore's to give Arkansas the lead
- Two-out single in the third inning

**Gonzaga**

Series Line: .143/.143/.200  
Series Stats: 2-for-14, 1 RBI, 1 R, 1 BB

**Eastern Illinois**

Series Line: .417/.583/.500  
Series Stats: 5-for-12, 2 2B, 4 RBI, 2 R, 2 BB

# A || HITTERS

1 ROBERT MOORE • FR • INF • 5-9 • 165

## SEASON HIGHS

Category	High	Opponent (Last)	Date
Hits	3	Gonzaga	2/22/20
Runs	2	Gonzaga	2/22/20
Doubles	1	2x (vs Texas)	2/29/20
Triples	--	--	--
Home Runs	1	2x (vs #22 Oklahoma)	2/28/20
RBI	3	Gonzaga	2/22/20
Walks	2	Gonzaga	2/23/20
Stolen Bases	1	2x (Gonzaga)	2/23/20

### Robert Moore Career Stats

Year	Avg	GP	GS	AB	R	H	2B	3B	HR	RBI	BB	SB-ATT
2020	.350	11	11	40	8	14	2	0	2	12	6	2-2
<b>TOTAL</b>	<b>.350</b>	<b>11</b>	<b>11</b>	<b>40</b>	<b>8</b>	<b>14</b>	<b>2</b>	<b>0</b>	<b>2</b>	<b>12</b>	<b>6</b>	<b>2-2</b>

## 2020 TRENDS

- SEC Co-Player of the Week & Perfect Game National Player of the Week (Feb. 24)
- Reached base safely in each of the last 10 games, including seven of the last 18 plate appearances.
- Five hits in the last 15 at-bats.

### Illinois State

- 2-for-5, 1 R
- Singles in the fifth and eighth innings, scoring on a single from Martin (5th)

### Shriners

- Baylor
- 1-for-5
- Single in the first inning

### Texas

- 1-for-3, 2B, 1 RBI, 1 R, 1 BB
- Walked in the fifth, scored on Gregory's two-out single
- Doubled in sixth inning, driving in Opitz from first

### Oklahoma

- 1-for-3, HR, 2 RBI, R, BB
- Hit game-tying homer in the fifth, second career home run

### Gonzaga

Series Line: .667/1.000/.750  
Series Stats: 8-for-12, 2B, HR, 9 RBI, 4 R, 4 BB

### Eastern Illinois

Series Line: .083/.083/.154  
Series Stats: 1-for-12, 1 R, 1 HBP

3 ZACK GREGORY • R-FR • INF/OF • 5-10 • 185

## SEASON HIGHS

Category	High	Opponent (Last)	Date
Hits	2	Gonzaga	2/22/20
Runs	1	Gonzaga	2/22/20
Doubles	--	--	--
Triples	--	--	--
Home Runs	--	--	--
RBI	1	vs Texas	2/29/20
Walks	1	3x (vs #22 Oklahoma)	2/28/20
Stolen Bases	--	--	--

### Zack Gregory Career Stats

Year	Avg	GP	GS	AB	R	H	2B	3B	HR	RBI	BB	SB-ATT
2020	.200	7	3	15	1	3	0	0	0	1	3	1-1
<b>TOTAL</b>	<b>.200</b>	<b>7</b>	<b>3</b>	<b>15</b>	<b>1</b>	<b>3</b>	<b>0</b>	<b>0</b>	<b>0</b>	<b>1</b>	<b>3</b>	<b>1-1</b>

## 2020 TRENDS

- Reached base safely in two of 11 trips to the plate this year - one hit in last 10 at-bats.

### Shriners

- Baylor
- 0-for-5

### Texas

- 1-for-5, RBI
- RBI single in fifth inning, driving in Arkansas' first run of the game

### Oklahoma

- Pinch hit in ninth inning - drew a walk

### Gonzaga

- Game 3
- 2-for-4, 1 BB, 1 R
- Singles in fifth & sixth innings, scoring on Kjerstad's double in the fifth

### Eastern Illinois

- Pinch runner on Opening Day (Feb. 14)
- Pinch hit and drew a walk on Feb. 15
- Pinch hit and was hit-by-a-pitch on Feb. 16



	<b>Opponent</b>	<b>Score</b>	<b>WP</b>	<b>LP</b>	<b>SV</b>	<b>Attend</b>	<b>Time</b>
<b>FEBRUARY</b>							
14	Eastern Illinois	W, 5-1	Connor Noland (1-0)	Will Klein (0-1)	--	9188	2:21
15	Eastern Illinois	W, 10-1	Patrick Wicklander (1-0)	Trevor Nicholson (0-1)	--	10814	2:56
16	Eastern Illinois	W, 12-3	Kole Ramage (1-0)	Foster Anshutz (0-1)	--	9,116	3:05
20	Gonzaga	W, 7-5	Caden Monke (1-0)	Jacob Rutherford (0-1)	Zebulon Vermillion (1)	7,754	3:01
21	Gonzaga	W, 9-3	Connor Noland (2-0)	Mac Lardner (0-1)	--	8,645	2:30
22	Gonzaga	W, 5-0	Patrick Wicklander (2-0)	Alek Jacob (0-1)	--	10,536	2:32
23	Gonzaga	W, 9-5	Marshall Denton (1-0)	Nick Trogrlic-Iverson (0-2)	--	7,615	3:03
28	Oklahoma	L, 3-6	Wyatt Olds (3-0)	Kevin Kopps (0-1)	Jason Ruffcorn (4)	15,735	2:57
29	Texas	L, 7-8	Ty Madden (3-1)	Patrick Wicklander (2-1)	Andre Duplantier (2)	15,972	3:01
<b>MARCH</b>							
1	Baylor	L, 3-2	Hayden Kettler (2-1)	Kole Ramage (1-1)	Luke Boyd (5)	11,528	2:51
3	Illinois State	L, 8-7	Connor Peplow (1-0)	Caden Monke (1-1)	Colton Johnson (1)	7,874	3:52

# A || TV / RADIO ROSTER




**1**  
**ROBERT MOORE**  
Fr. • 5-9 • 165 • S/R  
INF • Leawood, Kan.



**3**  
**ZACK GREGORY**  
R-Fr. • 5-10 • 185 • L/R  
INF • Keller, Texas




**4**  
**CULLEN SMITH**  
R-Jr. • 6-0 • 190 • L/R  
INF • Nashville, Tenn.




**5**  
**JACOB NESBIT**  
R-Sr. • 6-0 • 180 • R/R  
INF • Coppell, Texas



**7**  
**DOMINIC TAMEZ**  
Fr. • 5-11 • 200 • R/R  
C/OF • San Antonio, Texas




**8**  
**BRAYDON WEBB**  
R-Jr. • 6-0 • 195 • R/R  
INF/OF • McKinney, Texas



**10**  
**MATT GOODHEART**  
Jr. • 6-1 • 180 • L/R  
INF • Magnolia, Ark.




**11**  
**CASON TOLLETT**  
Fr. • 6-1 • 205 • R/R  
C/1B • Little Rock, Ark.




**12**  
**CASEY OPITZ**  
Jr. • 5-11 • 195 • S/R  
C • Centennial, Colo.




**13**  
**CONNOR NOLAND**  
So. • 6-2 • 215 • R/R  
RHP • Greenwood, Ark.



**15**  
**CASEY MARTIN**  
Jr. • 5-11 • 175 • R/R  
INF • Lonoke, Ark.




**16**  
**COLE AUSTIN**  
R-Sr. • 6-2 • 195 • R/R  
INF • Kennesaw, Ga.



**17**  
**JESSE PIERCE**  
Fr. • 6-3 • 185 • R/R  
INF/OF • Las Vegas, Nev.



**18**  
**HESTON KJERSTAD**  
Jr. • 6-3 • 205 • L/R  
OF • Amarillo, Texas



**19**  
**TREY HARRIS**  
So. • 5-10 • 175 • R/R  
OF • Little Rock, Ark.



**20**  
**ELIJAH TREST**  
So. • 6-3 • 205 • L/R  
RHP • White Oak, Texas




**21**  
**JACOB BURTON**  
So. • 6-0 • 180 • R/R  
RHP • Diana, Texas




**22**  
**CURTIS WASHINGTON, JR.**  
So. • 6-2 • 175 • R/R  
OF/INF • West Memphis, Ark.



**24**  
**BRYCE MATTHEWS**  
Fr. • 6-4 • 200 • L/R  
OF • Parker, Colo.




**25**  
**CHRISTIAN FRANKLIN**  
So. • 5-11 • 185 • R/R  
OF • Overland Park, Kan.




**26**  
**TRAVIS HESTER**  
R-Fr. • 6-2 • 195 • R/R  
RHP • College Station, Texas



**27**  
**BLAKE ADAMS**  
Fr. • 6-2 • 205 • R/R  
RHP • Springdale, Ark.



**28**  
**KOLE RAMAGE**  
Jr. • 6-1 • 200 • R/R  
RHP • Southlake, Texas



**29**  
**MARSHALL DENTON**  
R-Jr. • 5-11 • 170 • R/R  
RHP • Beebe, Ark.




**31**  
**CALEB BOLDEN**  
R-So. • 6-2 • 190 • R/R  
RHP • Texarkana, Texas




**32**  
**ZACK MORRIS**  
Fr. • 6-3 • 215 • L/L  
LHP • Cabot, Ark.




**33**  
**PATRICK WICKLANDER**  
So. • 6-1 • 200 • R/L  
LHP • San Jose, Calif.




**34**  
**KEVIN HEINRICH**  
Fr. • 6-3 • 195 • R/R  
RHP • Coral Springs, Fla.




**36**  
**PEYTON PALLETTE**  
Fr. • 6-1 • 165 • L/L  
LHP • Benton, Ark.



**37**  
**CADEN MONKE**  
So. • 6-3 • 170 • L/L  
LHP • Mt. Olive, Ill.



**38**  
**MARK ADAMIAK**  
Fr. • 6-4 • 210 • R/R  
RHP • Shawnee, Kan.




**39**  
**EVAN TAYLOR**  
So. • 6-4 • 250 • L/L  
LHP • Florence, Ala.



**40**  
**COREY SPAIN**  
Fr. • 5-11 • 215 • L/L  
LHP • Monett, Mo.




**41**  
**WILL MCENTIRE**  
Fr. • 6-4 • 225 • L/R  
RHP • Bryant, Ark.



**43**  
**MILLER PLEIMANN**  
So. • 6-4 • 195 • R/R  
RHP • Fayetteville, Ark.




**44**  
**COLLIN TAYLOR**  
R-Jr. • 5-11 • 230 • R/R  
RHP • Florence, Ala.




**45**  
**KEVIN KOPPS**  
R-Jr. • 6-0 • 205 • R/R  
RHP • Sugar Land, Texas



**46**  
**CARTER SELLS**  
So. • 6-0 • 200 • R/R  
RHP • Brentwood, Tenn.



**49**  
**LIAM HENRY**  
So. • 6-2 • 185 • L/L  
LHP • Kansas City, Mo.




**51**  
**HUNTER MILLIGAN**  
R-So. • 6-4 • 215 • L/L  
LHP • Greenbrier, Ark.



**57**  
**NATHAN RINTZ**  
Fr. • 6-2 • 185 • R/R  
RHP • Schaumburg, Ill.




**58**  
**EVAN GRAY**  
Fr. • 6-4 • 195 • R/R  
RHP • Swansea, Ill.




**88**  
**ZEBULON VERMILLION**  
Jr. • 6-4 • 225 • L/R  
RHP • Prairie Village, Kan.




**2**  
**DAVE VAN HORN**  
Head Coach  
18th Season



**30**  
**NATE THOMPSON**  
Assistant Coach  
3rd Season



**47**  
**MATT HOBBS**  
Assistant Coach  
2nd Season



**9**  
**TAYLOR SMART**  
Volunteer Assistant  
2nd Season



**CLAY GOODWIN**  
Dir. of Operations  
13th Season



Date	Opponent		Score	Inns	Overall	Conference	Pitcher of record	Attend	Time
Feb 14, 2020	EASTERN ILLINOIS	w	5-1	9	1-0-0	0-0-0	C. Noland (W 1-0)	9188	2:21
Feb 15, 2020	EASTERN ILLINOIS	w	10-1	9	2-0-0	0-0-0	P Wicklander (W 1-0)	10814	2:56
Feb 16, 2020	EASTERN ILLINOIS	w	12-3	9	3-0-0	0-0-0	K. Ramage (W 1-0)	9116	3:05
Feb 20, 2020	GONZAGA	w	7-5	9	4-0-0	0-0-0	C. Monke (W 1-0)	7754	3:01
Feb 21, 2020	GONZAGA	w	9-3	9	5-0-0	0-0-0	C. Noland (W 2-0)	8645	2:30
Feb 22, 2020	GONZAGA	w	5-0	9	6-0-0	0-0-0	P Wicklander (W 2-0)	10536	2:32
Feb 23, 2020	GONZAGA	w	9-5	9	7-0-0	0-0-0	M. Denton (W 1-0)	7615	3:03
^ Feb 28, 2020	at #22 Oklahoma	L	3-6	9	7-1-0	0-0-0	K. Kopps (L 0-1)	0	2:57
Feb 29, 2020	vs Texas	L	7-8	9	7-2-0	0-0-0	P Wicklander (L 2-1)	15972	3:01
Mar 01, 2020	vs Baylor	L	2-3	9	7-3-0	0-0-0	K. Ramage (L 1-1)	11528	2:51
Mar 03, 2020	ILLINOIS STATE	L	7-8	9	7-4-0	0-0-0	C. Monke (L 1-1)	7874	3:52

() extra inning game

# A || OVERALL STATISTICS

Record: 7-4 Home: 7-1 Away: 0-1 Neutral: 0-2 Conference: 0-0

Player	avg	gp-gs	ab	r	h	2b	3b	hr	rbi	tb	slg%	bb	hp	so	gdp	ob%	sf	sh	sb-att	po	a	e	fld%
Heston Kjerstad	.435	11-11	46	13	20	4	0	5	14	39	.848	5	2	6	1	.509	0	0	0-0	32	1	0	1.000
Christian Franklin	.390	11-11	41	15	16	4	0	2	9	26	.634	7	1	8	0	.480	1	0	2-3	34	0	0	1.000
Dominic Tamez	.375	6-2	8	2	3	0	0	0	0	3	.375	1	0	2	0	.444	0	0	0-0	16	2	0	1.000
Robert Moore	.350	11-11	40	8	14	2	0	2	12	22	.550	6	1	8	0	.447	0	0	2-2	15	24	1	.975
Jacob Nesbit	.300	11-11	40	4	12	5	0	1	7	20	.500	3	2	8	0	.378	0	1	0-0	8	21	0	1.000
Casey Opitz	.297	11-9	37	6	11	6	1	1	7	22	.595	4	0	13	1	.366	0	0	0-1	75	12	3	.967
Braydon Webb	.289	9-9	38	10	11	0	0	1	4	14	.368	4	0	11	0	.349	1	1	0-1	13	0	2	.867
Casey Martin	.263	10-10	38	5	10	2	0	1	4	15	.395	6	1	15	0	.378	0	1	4-4	9	29	4	.905
Matt Goodheart	.239	11-11	46	8	11	2	0	1	10	16	.348	3	1	11	1	.300	0	0	1-1	0	0	0	.000
Zack Gregory	.200	7-3	15	1	3	0	0	0	1	3	.200	3	1	5	0	.368	0	0	1-1	4	2	2	.750
Cole Austin	.194	11-10	36	4	7	2	0	0	2	9	.250	4	0	11	0	.275	0	0	0-0	75	7	0	1.000
Curtis Washington Jr	.000	3-1	3	0	0	0	0	0	0	0	.000	1	1	1	0	.400	0	0	0-0	2	1	0	1.000
Cason Tollett	.000	1-0	1	0	0	0	0	0	0	0	.000	0	0	0	0	.000	0	0	0-0	0	0	0	.000
Totals	.303	11	389	76	118	27	1	14	70	189	.486	47	10	99	3	.391	2	3	10-13	291	108	13	.968
Opponents	.237	11	363	43	86	10	1	6	37	116	.320	29	9	96	6	.305	5	4	8-12	276	76	13	.964

LOB - Team (99), Opp (76). DPs turned - Team (7), Opp (3). IBB - Team (4), C. Martin 4. Picked off - H. Kjerstad 1.

## (All games Sorted by Earned run avg)

Player	era	w-l	app	gs	cg	sho	sv	ip	h	r	er	bb	so	2b	3b	hr	b/avg	wp	hp	bk	sfa	sha
Caleb Bolden	0.00	0-0	3	1	0	0/0	0	10.0	10	0	0	0	9	3	0	0	.278	0	1	0	0	1
Zebulon Vermillion	0.00	0-0	4	0	0	0/0	1	4.1	3	0	0	0	6	0	0	0	.188	0	0	0	0	0
Jacob Burton	0.00	0-0	4	0	0	0/0	0	4.0	0	0	0	6	6	0	0	0	.000	1	0	0	0	0
Marshall Denton	1.93	1-0	5	0	0	0/0	0	4.2	5	2	1	1	4	0	0	1	.278	0	1	0	1	0
Connor Noland	2.00	2-0	3	3	0	0/0	0	18.0	13	7	4	4	19	2	0	2	.203	0	0	0	1	0
Patrick Wicklander	3.00	2-1	3	3	0	0/1	0	12.0	9	6	4	4	14	0	0	0	.205	0	2	0	0	0
Kole Ramage	3.18	1-1	4	2	0	0/0	0	11.1	11	5	4	4	10	2	0	1	.234	2	2	0	0	1
Elijah Trest	3.18	0-0	5	0	0	0/1	0	5.2	4	2	2	1	5	0	0	1	.200	0	1	0	0	0
Caden Monke	3.52	1-1	5	0	0	0/1	0	7.2	3	3	3	3	10	0	0	0	.125	0	2	0	2	0
Kevin Kopps	4.15	0-1	5	0	0	0/1	0	8.2	13	8	4	1	7	2	1	1	.342	1	0	0	0	2
Peyton Pallette	4.50	0-0	2	0	0	0/0	0	2.0	2	1	1	0	1	0	0	0	.286	0	0	0	0	0
Zack Morris	5.40	0-0	4	0	0	0/0	0	3.1	3	2	2	0	0	0	0	0	.250	0	0	0	1	0
Blake Adams	11.81	0-0	3	2	0	0/0	0	5.1	10	7	7	5	5	1	0	0	.400	0	0	0	0	0
Totals	2.97	7-4	11	11	0	1/1	1	97.0	86	43	32	29	96	10	1	6	.237	4	9	0	5	4
Opponents	6.75	4-7	11	11	0	0/0	4	92.0	118	76	69	47	99	27	1	14	.303	8	10	1	2	3

PB - Team (5), D. Tamez 3, C. Opitz 2, Opp (1). Pickoffs - Team (1), C. Opitz 1, Opp (1). SBA/ATT - C. Opitz (8-12), C. Noland (4-6), E. Trest (1-2), C. Monke (2-2), K. Ramage (1-1), P Wicklander (0-1).





<b>Score by innings</b>	<b>1</b>	<b>2</b>	<b>3</b>	<b>4</b>	<b>5</b>	<b>6</b>	<b>7</b>	<b>8</b>	<b>9</b>	<b>Total</b>
Arkansas	6	9	4	13	16	12	10	2	4	76
Opponents	2	8	7	2	7	6	8	2	1	43

**Record when ...**

Overall	7-4	After 6 leading	6-0
Conference	0-0	..... trailing	0-2
Non-Conference	7-4	..... tied	1-2
Home games	7-1	After 7 leading	7-0
Away games	0-1	..... trailing	0-4
Neutral site	0-2	..... tied	0-0
Day games	7-2	After 8 leading	7-0
Night games	0-2	..... trailing	0-4
vs Left starter	4-0	..... tied	0-0
vs Right starter	3-4		
1-Run games	0-3	Hit 0 home runs	1-2
2-Run games	1-0	... 1 home run	2-1
5+Run games	4-0	... 2+ home runs	4-1
Extra innings	0-0		
Shutouts	1-0	Opponent 0 home runs	5-0
		..... 1 home run	2-4
		..... 2+ HRs	0-0
Scoring 0-2 runs	0-1		
..... 3-5 runs	2-1		
..... 6-9 runs	3-2	Made 0 errors	3-1
..... 10+ runs	2-0	.... 1 error	2-1
		.... 2+ errors	2-2
Opponent 0-2 runs	3-0		
..... 3-5 runs	4-1	Opp. made 0 errors	2-3
..... 6-9 runs	0-3	..... 1 error	0-1
..... 10+ runs	0-0	..... 2+ errors	5-0
Scored in 1st inning	3-0	Out-hit opponent	6-2
Opp. scored in 1st	0-1	Out-hit by opponent	1-0
Scores first	7-0	Hits are tied	0-2
Opp. scores first	0-4		

**Record when team scores:**

Runs	0	1	2	3	4	5	6	7	8	9	10+
W-L	0-0	0-0	0-1	0-1	0-0	2-0	0-0	1-2	0-0	2-0	2-0

**Record when opponent scores:**

Runs	0	1	2	3	4	5	6	7	8	9	10+
W-L	1-0	2-0	0-0	2-1	0-0	2-0	0-1	0-0	0-2	0-0	0-0

**Record when leading after:**

Inn.	1	2	3	4	5	6	7	8
W-L	3-0	6-0	6-0	7-0	6-2	6-0	7-0	7-0

**Record when trailing after:**

Inn.	1	2	3	4	5	6	7	8
W-L	0-1	0-2	0-3	0-4	0-2	0-2	0-4	0-4

**Record when tied after:**

Inn.	1	2	3	4	5	6	7	8
W-L	4-3	1-2	1-1	0-0	1-0	1-2	0-0	0-0

Current losing streak: 4  
 Longest winning streak: 7  
 Longest losing streak: 4

Home attendance : 71542 ( 8 dates avg = 8942 )  
 Away attendance : 27500 ( 3 dates avg = 9166 )  
 Total attendance: 99042 ( 11 dates avg = 9003 )


# A || MISCELLANEOUS STATS

<b>Multiple Hit Games</b>	<b>2</b>	<b>3</b>	<b>4</b>	<b>5+</b>	<b>Total</b>
Heston Kjerstad	3	3	-	-	6
Robert Moore	3	1	-	-	4
Christian Franklin	2	2	-	-	4
Casey Opitz	2	1	-	-	3
Braydon Webb	2	1	-	-	3
Casey Martin	1	-	1	-	2
Matt Goodheart	-	2	-	-	2
Jacob Nesbit	1	1	-	-	2
Zack Gregory	1	-	-	-	1
Cole Austin	1	-	-	-	1
Dominic Tamez	1	-	-	-	1
TEAM	17	11	1	0	29

<b>Multiple RBI Games</b>	<b>2</b>	<b>3</b>	<b>4</b>	<b>5+</b>	<b>Total</b>
Robert Moore	4	1	-	-	5
Matt Goodheart	1	2	-	-	3
Casey Opitz	3	-	-	-	3
Heston Kjerstad	1	1	-	1	3
Jacob Nesbit	2	-	-	-	2
Christian Franklin	2	-	-	-	2
Braydon Webb	1	-	-	-	1
Cole Austin	1	-	-	-	1
Casey Martin	-	1	-	-	1
TEAM	15	5	0	1	21

<b>Hitting Streaks</b>	<b>Longest</b>	<b>Current</b>
Heston Kjerstad	11	11
Christian Franklin	9	1
Robert Moore	8	8
Casey Opitz	4	-
Braydon Webb	4	4
Jacob Nesbit	4	4
Casey Martin	3	1
Matt Goodheart	3	3
Zack Gregory	2	-
Cole Austin	2	-
Dominic Tamez	1	1

<b>Reached Base Streaks</b>	<b>Longest</b>	<b>Current</b>
Heston Kjerstad	11	11
Robert Moore	10	10
Christian Franklin	9	1
Casey Martin	8	1
Cole Austin	6	-
Casey Opitz	5	-
Matt Goodheart	5	3
Zack Gregory	5	-
Jacob Nesbit	4	4
Braydon Webb	4	4
Curtis Washington Jr	1	1
Dominic Tamez	1	1





# INDIVIDUAL GAME-BY-GAME

### #27 Blake Adams - 3 appearances (All games)

Date	Opponent	GS	IP	H	R	ER	BB	SO	2B	3B	HR	WP	BK	HBP	IBB	Score	W-L	Sv	ERA	NP
Feb 16	EASTERN ILLINOIS	*	3.0	6	2	2	1	2	0	0	0	0	0	0	0	12-3	0-0	0	6.00	53
Feb 23	GONZAGA		0.1	2	3	3	1	1	1	0	0	0	0	0	0	9-5	0-0	0	13.50	17
Mar 03	ILLINOIS STATE	*	2.0	2	2	2	3	2	0	0	0	0	0	0	0	7-8	0-0	0	11.81	49
<b>Totals</b>			<b>2</b>	<b>5.1</b>	<b>10</b>	<b>7</b>	<b>7</b>	<b>5</b>	<b>5</b>	<b>1</b>	<b>0</b>	<b>0</b>	<b>0</b>	<b>0</b>	<b>0</b>	<b>28-16</b>	<b>0-0</b>	<b>0</b>	<b>11.81</b>	<b>-</b>

### #8 Braydon Webb - 9 games (All games)

Date	Opponent	Pos	AB	R	H	RBI	2B	3B	HR	BB	SB	CS	HBP	SAC	SF	GDP	K	PO	A	E	Avg
Feb 14	EASTERN ILLINOIS	*of	4	2	1	0	0	0	0	1	0	0	0	0	0	0	1	2	0	0	.250
Feb 15	EASTERN ILLINOIS	*of	4	2	2	1	0	0	1	0	0	0	0	0	0	0	1	0	0	0	.375
Feb 16	EASTERN ILLINOIS	*of	6	3	2	0	0	0	0	0	0	0	0	0	0	0	0	4	0	0	.357
Feb 20	GONZAGA	*of	4	0	0	0	0	0	0	1	0	0	0	0	0	0	0	3	0	0	.278
Feb 21	GONZAGA	*of	3	1	0	2	0	0	0	0	0	0	0	1	1	0	3	2	0	0	.238
Feb 23	GONZAGA	*of	5	1	1	0	0	0	0	0	0	0	0	0	0	0	3	0	0	1	.231
Feb 28	at Oklahoma	*of	4	0	1	0	0	0	0	0	0	0	0	0	0	0	2	0	0	1	.233
Mar 01	vs Baylor	*of	4	0	3	1	0	0	0	0	0	0	1	0	0	0	0	0	0	0	.294
Mar 03	ILLINOIS STATE	*of	4	1	1	0	0	0	0	2	0	0	0	0	0	0	1	2	0	0	.289
<b>Totals</b>		<b>9gs</b>	<b>38</b>	<b>10</b>	<b>11</b>	<b>4</b>	<b>0</b>	<b>0</b>	<b>1</b>	<b>4</b>	<b>0</b>	<b>1</b>	<b>0</b>	<b>1</b>	<b>1</b>	<b>0</b>	<b>11</b>	<b>13</b>	<b>0</b>	<b>2</b>	<b>.289</b>

On base pct. .349 • Slugging pct. .368

### #22 Curtis Washington Jr - 3 games (All games)

Date	Opponent	Pos	AB	R	H	RBI	2B	3B	HR	BB	SB	CS	HBP	SAC	SF	GDP	K	PO	A	E	Avg
Feb 15	EASTERN ILLINOIS	of	0	0	0	0	0	0	0	1	0	0	0	0	0	0	0	0	1	0	.000
Feb 16	EASTERN ILLINOIS	pr/of	1	0	0	0	0	0	0	0	0	0	0	0	0	0	1	1	0	0	.000
Mar 03	ILLINOIS STATE	*of	2	0	0	0	0	0	0	0	0	0	1	0	0	0	0	1	0	0	.000
<b>Totals</b>		<b>1gs</b>	<b>3</b>	<b>0</b>	<b>0</b>	<b>0</b>	<b>0</b>	<b>0</b>	<b>0</b>	<b>1</b>	<b>0</b>	<b>0</b>	<b>1</b>	<b>0</b>	<b>0</b>	<b>0</b>	<b>1</b>	<b>2</b>	<b>1</b>	<b>0</b>	<b>.000</b>

On base pct. .400 • Slugging pct. .000

### #16 Cole Austin - 11 games (All games)

Date	Opponent	Pos	AB	R	H	RBI	2B	3B	HR	BB	SB	CS	HBP	SAC	SF	GDP	K	PO	A	E	Avg
Feb 14	EASTERN ILLINOIS	*1b	4	0	2	0	1	0	0	0	0	0	0	0	0	0	1	7	2	0	.500
Feb 15	EASTERN ILLINOIS	*1b	3	0	1	2	1	0	0	0	0	0	0	0	0	0	0	5	1	0	.429
Feb 16	EASTERN ILLINOIS	*1b	4	0	0	0	0	0	0	0	0	0	0	0	0	0	1	6	0	0	.273
Feb 20	GONZAGA	*1b	3	0	1	0	0	0	0	1	0	0	0	0	0	0	2	10	0	0	.286
Feb 21	GONZAGA	*1b	3	2	1	0	0	0	0	1	0	0	0	0	0	0	0	14	1	0	.294
Feb 22	GONZAGA	*1b	3	0	0	0	0	0	0	1	0	0	0	0	0	0	1	9	0	0	.250
Feb 23	GONZAGA	*1b	4	0	1	0	0	0	0	0	0	0	0	0	0	0	0	8	2	0	.250
Feb 28	at Oklahoma	*1b	4	1	1	0	0	0	0	0	0	0	0	0	0	0	2	8	0	0	.250
Feb 29	vs Texas	*1b	3	1	0	0	0	0	0	1	0	0	0	0	0	0	1	6	0	0	.226
Mar 01	vs Baylor	*3b	3	0	0	0	0	0	0	0	0	0	0	0	0	0	1	0	1	0	.206
Mar 03	ILLINOIS STATE	1b	2	0	0	0	0	0	0	0	0	0	0	0	0	0	2	2	0	0	.194
<b>Totals</b>		<b>10gs</b>	<b>36</b>	<b>4</b>	<b>7</b>	<b>2</b>	<b>2</b>	<b>0</b>	<b>0</b>	<b>4</b>	<b>0</b>	<b>0</b>	<b>0</b>	<b>0</b>	<b>0</b>	<b>0</b>	<b>11</b>	<b>75</b>	<b>7</b>	<b>0</b>	<b>.194</b>

On base pct. .275 • Slugging pct. .250

### #31 Caleb Bolden - 3 appearances (All games)

Date	Opponent	GS	IP	H	R	ER	BB	SO	2B	3B	HR	WP	BK	HBP	IBB	Score	W-L	Sv	ERA	NP
Feb 15	EASTERN ILLINOIS		3.0	3	0	0	0	3	3	0	0	0	0	1	0	10-1	0-0	0	0.00	45
Feb 23	GONZAGA	*	3.0	5	0	0	0	1	0	0	0	0	0	0	0	9-5	0-0	0	0.00	47
Feb 29	vs Texas		4.0	2	0	0	0	5	0	0	0	0	0	0	0	7-8	0-0	0	0.00	62
<b>Totals</b>			<b>1</b>	<b>10.0</b>	<b>10</b>	<b>0</b>	<b>0</b>	<b>9</b>	<b>3</b>	<b>0</b>	<b>0</b>	<b>0</b>	<b>0</b>	<b>1</b>	<b>0</b>	<b>26-14</b>	<b>0-0</b>	<b>0</b>	<b>0.00</b>	<b>-</b>



#25 Christian Franklin - 11 games (All games)

Date	Opponent	Pos	AB	R	H	RBI	2B	3B	HR	BB	SB	CS	HBP	SAC	SF	GDP	K	PO	A	E	Avg
Feb 14	EASTERN ILLINOIS	*of	3	1	1	2	0	0	1	1	0	0	0	0	0	0	1	1	0	0	.333
Feb 15	EASTERN ILLINOIS	*of	4	2	1	1	0	0	0	1	1	0	0	0	0	0	0	3	0	0	.286
Feb 16	EASTERN ILLINOIS	*of	5	2	3	0	1	0	0	1	0	0	0	0	0	0	1	0	0	0	.417
Feb 20	GONZAGA	*of	3	1	1	1	0	0	0	1	0	0	0	0	0	0	0	5	0	0	.400
Feb 21	GONZAGA	*of	3	1	2	2	1	0	0	0	0	0	0	0	1	0	0	3	0	0	.444
Feb 22	GONZAGA	*of	3	2	1	0	1	0	0	1	1	0	0	0	0	0	0	2	0	0	.429
Feb 23	GONZAGA	*of	4	2	2	1	0	0	1	1	0	0	0	0	0	0	0	5	0	0	.440
Feb 28	at Oklahoma	*of	4	0	1	0	0	0	0	0	0	0	0	0	0	0	3	7	0	0	.414
Feb 29	vs Texas	*of	4	2	1	1	1	0	0	1	0	0	0	0	0	0	2	2	0	0	.394
Mar 01	vs Baylor	*of	4	0	0	0	0	0	0	0	0	0	0	0	0	0	1	4	0	0	.351
Mar 03	ILLINOIS STATE	*of	4	2	3	1	0	0	0	0	0	1	1	0	0	0	0	2	0	0	.390
Totals		11gs	41	15	16	9	4	0	2	7	2	1	1	0	1	0	8	34	0	0	.390

On base pct. .480 • Slugging pct. .634

#15 Casey Martin - 10 games (All games)

Date	Opponent	Pos	AB	R	H	RBI	2B	3B	HR	BB	SB	CS	HBP	SAC	SF	GDP	K	PO	A	E	Avg
Feb 14	EASTERN ILLINOIS	*ss	3	0	0	0	0	0	0	1	0	0	0	0	0	0	2	0	1	1	.000
Feb 15	EASTERN ILLINOIS	*ss	3	1	1	0	1	0	0	2	0	0	0	0	0	0	0	2	5	0	.167
Feb 16	EASTERN ILLINOIS	*ss	4	1	2	0	0	0	0	0	1	0	1	0	0	0	0	1	2	0	.300
Feb 20	GONZAGA	*ss	2	1	0	0	0	0	0	2	0	0	0	0	0	0	1	1	4	0	.250
Feb 21	GONZAGA	*ss	2	0	0	0	0	0	0	1	0	0	0	1	0	0	1	1	2	1	.214
Feb 22	GONZAGA	*ss	5	0	1	0	0	0	0	0	1	0	0	0	0	0	3	1	3	0	.211
Feb 23	GONZAGA	*ss	5	1	1	1	0	0	1	0	0	0	0	0	0	0	1	2	4	1	.208
Feb 28	at Oklahoma	*ss	4	0	1	0	0	0	0	0	1	0	0	0	0	0	2	0	3	1	.214
Feb 29	vs Texas	*ss	5	0	0	0	0	0	0	0	0	0	0	0	0	0	4	1	2	0	.182
Mar 03	ILLINOIS STATE	*ss	5	1	4	3	1	0	0	0	1	0	0	0	0	0	1	0	3	0	.263
Totals		10gs	38	5	10	4	2	0	1	6	4	0	1	1	0	0	15	9	29	4	.263

On base pct. .378 • Slugging pct. .395

#37 Caden Monke - 5 appearances (All games)

Date	Opponent	GS	IP	H	R	ER	BB	SO	2B	3B	HR	WP	BK	HBP	IBB	Score	W-L	Sv	ERA	NP
Feb 16	EASTERN ILLINOIS		2.0	1	1	1	1	1	0	0	0	0	0	0	0	12-3	0-0	0	4.50	31
Feb 20	GONZAGA		2.0	1	0	0	1	3	0	0	0	0	0	1	0	7-5	1-0	0	2.25	35
Feb 22	GONZAGA		1.0	0	0	0	1	2	0	0	0	0	0	0	0	5-0	1-0	0	1.80	24
Mar 01	vs Baylor		1.1	0	0	0	0	3	0	0	0	0	0	0	0	2-3	1-0	0	1.42	25
Mar 03	ILLINOIS STATE		1.1	1	2	2	0	1	0	0	0	0	0	1	0	7-8	1-1	0	3.52	23
Totals		0	7.2	3	3	3	3	10	0	0	0	0	0	2	0	33-19	1-1	0	3.52	-

#13 Connor Noland - 2 games (All games)

Date	Opponent	Pos	AB	R	H	RBI	2B	3B	HR	BB	SB	CS	HBP	SAC	SF	GDP	K	PO	A	E	Avg
Feb 14	EASTERN ILLINOIS	*p	0	0	0	0	0	0	0	0	0	0	0	0	0	0	0	3	1	0	.000
Feb 21	GONZAGA	*p	0	0	0	0	0	0	0	0	0	0	0	0	0	0	0	0	1	0	.000
Totals		2gs	0	0	0	0	0	0	0	0	0	0	0	0	0	0	0	3	2	0	.000

On base pct. .000 • Slugging pct. .000

#13 Connor Noland - 3 appearances (All games)

Date	Opponent	GS	IP	H	R	ER	BB	SO	2B	3B	HR	WP	BK	HBP	IBB	Score	W-L	Sv	ERA	NP
Feb 14	EASTERN ILLINOIS	*	6.2	2	1	0	1	11	0	0	0	0	0	0	0	5-1	1-0	0	0.00	86
Feb 21	GONZAGA	*	6.0	5	3	2	3	3	0	0	1	0	0	0	0	9-3	2-0	0	1.42	90
Feb 28	at Oklahoma	*	5.1	6	3	2	0	5	2	0	1	0	0	0	0	3-6	2-0	0	2.00	70
Totals		3	18.0	13	7	4	4	19	2	0	2	0	0	0	0	17-10	2-0	0	2.00	-



# INDIVIDUAL GAME-BY-GAME

### #12 Casey Oplitz - 11 games (All games)

Date	Opponent	Pos	AB	R	H	RBI	2B	3B	HR	BB	SB	CS	HBP	SAC	SF	GDP	K	PO	A	E	Avg
Feb 14	EASTERN ILLINOIS	*c	3	0	0	0	0	0	0	1	0	1	0	0	0	0	1	11	4	0	.000
Feb 15	EASTERN ILLINOIS	*c	2	0	1	0	0	0	0	1	0	1	0	0	0	0	0	7	0	0	.200
Feb 16	EASTERN ILLINOIS	*c	3	1	1	2	1	0	0	2	0	0	0	0	0	0	1	7	0	0	.250
Feb 20	GONZAGA	*c	4	1	2	2	1	0	0	0	0	0	0	0	0	0	1	4	3	0	.333
Feb 21	GONZAGA	*c	4	3	3	2	0	1	1	0	0	0	0	0	0	0	0	4	0	1	.438
Feb 22	GONZAGA	*c	4	0	0	0	0	0	0	0	0	0	0	0	0	0	1	9	2	0	.350
Feb 23	GONZAGA	c	2	0	1	1	1	0	0	0	0	0	0	0	0	1	0	1	0	0	.364
Feb 28	at Oklahoma	*c	4	0	1	0	1	0	0	0	0	0	0	0	0	0	2	6	1	0	.346
Feb 29	vs Texas	*c	5	1	2	0	2	0	0	0	0	0	0	0	0	0	2	8	0	1	.355
Mar 01	vs Baylor	*c	4	0	0	0	0	0	0	0	0	0	0	0	0	0	3	12	1	1	.314
Mar 03	ILLINOIS STATE	c	2	0	0	0	0	0	0	0	0	0	0	0	0	0	2	6	1	0	.297
Totals		9gs	37	6	11	7	6	1	1	4	0	1	0	0	0	1	13	75	12	3	.297

On base pct. .366 • Slugging pct. .595

### #11 Cason Tollett - 1 game (All games)

Date	Opponent	Pos	AB	R	H	RBI	2B	3B	HR	BB	SB	CS	HBP	SAC	SF	GDP	K	PO	A	E	Avg
Feb 15	EASTERN ILLINOIS	ph	1	0	0	0	0	0	0	0	0	0	0	0	0	0	0	0	0	0	.000
Totals		0gs	1	0	0	0	0	0	0	0	0	0	0	0	0	0	0	0	0	0	.000

On base pct. .000 • Slugging pct. .000

### #7 Dominic Tamez - 6 games (All games)

Date	Opponent	Pos	AB	R	H	RBI	2B	3B	HR	BB	SB	CS	HBP	SAC	SF	GDP	K	PO	A	E	Avg
Feb 15	EASTERN ILLINOIS	ph/c	1	0	0	0	0	0	0	0	0	0	0	0	0	0	0	5	0	0	.000
Feb 16	EASTERN ILLINOIS	c	0	0	0	0	0	0	0	0	0	0	0	0	0	0	0	0	0	0	.000
Feb 23	GONZAGA	*c	2	2	2	0	0	0	0	1	0	0	0	0	0	0	0	5	1	0	.667
Feb 28	at Oklahoma	ph	1	0	0	0	0	0	0	0	0	0	0	0	0	0	1	0	0	0	.500
Mar 01	vs Baylor	ph	1	0	0	0	0	0	0	0	0	0	0	0	0	0	1	0	0	0	.400
Mar 03	ILLINOIS STATE	*c	3	0	1	0	0	0	0	0	0	0	0	0	0	0	0	6	1	0	.375
Totals		2gs	8	2	3	0	0	0	0	1	0	0	0	0	0	0	2	16	2	0	.375

On base pct. .444 • Slugging pct. .375

### #20 Elijah Trest - 5 appearances (All games)

Date	Opponent	GS	IP	H	R	ER	BB	SO	2B	3B	HR	WP	BK	HBP	IBB	Score	W-L	Sv	ERA	NP
Feb 16	EASTERN ILLINOIS		1.0	0	0	0	0	0	0	0	0	0	0	0	0	12-3	0-0	0	0.00	8
Feb 20	GONZAGA		1.0	0	0	0	0	0	0	0	0	0	0	0	0	7-5	0-0	0	0.00	17
Feb 22	GONZAGA		1.0	1	0	0	0	1	0	0	0	0	0	0	0	5-0	0-0	0	0.00	14
Mar 01	vs Baylor		1.2	2	1	1	1	2	0	0	1	0	0	0	0	2-3	0-0	0	1.93	34
Mar 03	ILLINOIS STATE		1.0	1	1	1	0	2	0	0	0	0	0	1	0	7-8	0-0	0	3.18	14
Totals		0	5.2	4	2	2	1	5	0	0	1	0	0	1	0	33-19	0-0	0	3.18	-

### #18 Heston Kjerstad - 11 games (All games)

Date	Opponent	Pos	AB	R	H	RBI	2B	3B	HR	BB	SB	CS	HBP	SAC	SF	GDP	K	PO	A	E	Avg
Feb 14	EASTERN ILLINOIS	*of	4	2	3	3	0	0	2	0	0	0	0	0	0	0	0	2	0	0	.750
Feb 15	EASTERN ILLINOIS	*of/1b	3	2	1	1	0	0	0	2	0	0	0	0	0	0	1	2	0	0	.571
Feb 16	EASTERN ILLINOIS	*of	5	2	3	6	1	0	2	0	0	0	0	0	0	0	0	2	0	0	.583
Feb 20	GONZAGA	*of	4	2	1	0	0	0	0	1	0	0	0	0	0	0	1	1	0	0	.500
Feb 21	GONZAGA	*of	5	0	1	0	0	0	0	0	0	0	0	0	0	0	1	2	0	0	.429
Feb 22	GONZAGA	*of	4	0	1	1	1	0	0	0	0	0	1	0	0	0	0	2	0	0	.400
Feb 23	GONZAGA	*of	3	1	1	0	1	0	0	2	0	0	0	0	0	0	2	2	0	0	.393
Feb 28	at Oklahoma	*of	5	0	2	0	0	0	0	0	0	0	0	0	0	1	1	1	0	0	.394
Feb 29	vs Texas	*of	5	2	3	2	0	0	1	0	0	0	0	0	0	0	0	5	0	0	.421
Mar 01	vs Baylor	*1b	3	1	2	0	1	0	0	0	0	0	1	0	0	0	0	7	1	0	.439
Mar 03	ILLINOIS STATE	*1b/of	5	1	2	1	0	0	0	0	0	0	0	0	0	0	0	6	0	0	.435
Totals		11gs	46	13	20	14	4	0	5	5	0	0	2	0	0	1	6	32	1	0	.435

On base pct. .509 • Slugging pct. .848



#21 Jacob Burton - 4 appearances (All games)

Date	Opponent	GS	IP	H	R	ER	BB	SO	2B	3B	HR	WP	BK	HBP	IBB	Score	W-L	Sv	ERA	NP
Feb 16	EASTERN ILLINOIS		1.0	0	0	0	2	2	0	0	0	0	0	0	0	12-3	0-0	0	0.00	23
Feb 21	GONZAGA		1.0	0	0	0	1	1	0	0	0	0	0	0	0	9-3	0-0	0	0.00	18
Feb 29	vs Texas		2.0	0	0	0	2	3	0	0	0	1	0	0	0	7-8	0-0	0	0.00	33
Mar 03	ILLINOIS STATE		0.0	0	0	0	1	0	0	0	0	0	0	0	0	7-8	0-0	0	0.00	7
Totals		0	4.0	0	0	0	6	6	0	0	0	1	0	0	0	35-22	0-0	0	0.00	-

#5 Jacob Nesbit - 11 games (All games)

Date	Opponent	Pos	AB	R	H	RBI	2B	3B	HR	BB	SB	CS	HBP	SAC	SF	GDP	K	PO	A	E	Avg
Feb 14	EASTERN ILLINOIS	*3b	3	0	1	0	0	0	0	1	0	0	0	0	0	0	0	1	1	0	.333
Feb 15	EASTERN ILLINOIS	*3b	5	1	3	2	1	0	0	0	0	0	0	0	0	0	0	0	2	0	.500
Feb 16	EASTERN ILLINOIS	*3b/1b	4	1	1	2	1	0	0	1	0	0	0	0	0	0	1	3	1	0	.417
Feb 20	GONZAGA	*3b	4	1	1	1	0	0	0	0	0	0	0	0	0	0	1	1	1	0	.375
Feb 21	GONZAGA	*3b	4	0	0	0	0	0	0	0	0	0	0	0	0	0	2	0	8	0	.300
Feb 22	GONZAGA	*3b	2	0	1	0	0	0	0	1	0	0	0	1	0	0	1	0	1	0	.318
Feb 23	GONZAGA	*3b	4	0	0	0	0	0	0	0	0	0	0	0	0	0	0	0	1	0	.269
Feb 28	at Oklahoma	*3b	3	1	2	1	0	0	1	0	0	0	0	0	0	0	1	0	0	0	.310
Feb 29	vs Texas	*3b	3	0	1	0	1	0	0	0	0	0	1	0	0	0	0	0	3	0	.312
Mar 01	vs Baylor	*2b	3	0	1	0	1	0	0	0	0	0	1	0	0	0	1	1	3	0	.314
Mar 03	ILLINOIS STATE	*3b	5	0	1	1	1	0	0	0	0	0	0	0	0	0	1	2	0	0	.300
Totals		11gs	40	4	12	7	5	0	1	3	0	0	2	1	0	0	8	8	21	0	.300

On base pct. .378 • Slugging pct. .500

#45 Kevin Kopps - 2 games (All games)

Date	Opponent	Pos	AB	R	H	RBI	2B	3B	HR	BB	SB	CS	HBP	SAC	SF	GDP	K	PO	A	E	Avg
Feb 28	at Oklahoma	p	0	0	0	0	0	0	0	0	0	0	0	0	0	0	0	0	1	0	.000
Mar 03	ILLINOIS STATE	p	0	0	0	0	0	0	0	0	0	0	0	0	0	0	0	0	1	0	.000
Totals		0gs	0	0	0	0	0	0	0	0	0	0	0	0	0	0	0	0	2	0	.000

On base pct. .000 • Slugging pct. .000

#45 Kevin Kopps - 5 appearances (All games)

Date	Opponent	GS	IP	H	R	ER	BB	SO	2B	3B	HR	WP	BK	HBP	IBB	Score	W-L	Sv	ERA	NP
Feb 14	EASTERN ILLINOIS		1.0	1	0	0	0	1	0	0	0	0	0	0	0	5-1	0-0	0	0.00	13
Feb 20	GONZAGA		2.1	4	3	3	0	0	2	1	0	0	0	0	0	7-5	0-0	0	8.10	36
Feb 22	GONZAGA		1.0	0	0	0	1	0	0	0	0	0	0	0	0	5-0	0-0	0	6.23	16
Feb 28	at Oklahoma		1.0	3	3	0	0	1	0	0	0	0	0	0	0	3-6	0-1	0	5.06	24
Mar 03	ILLINOIS STATE		3.1	5	2	1	0	5	0	0	1	1	0	0	0	7-8	0-1	0	4.15	50
Totals		0	8.2	13	8	4	1	7	2	1	1	1	0	0	0	27-20	0-1	0	4.15	-

#28 Kole Ramage - 4 games (All games)

Date	Opponent	Pos	AB	R	H	RBI	2B	3B	HR	BB	SB	CS	HBP	SAC	SF	GDP	K	PO	A	E	Avg
Feb 16	EASTERN ILLINOIS	p	0	0	0	0	0	0	0	0	0	0	0	0	0	0	0	0	0	1	.000
Feb 20	GONZAGA	*p	0	0	0	0	0	0	0	0	0	0	0	0	0	0	0	0	1	0	.000
Feb 23	GONZAGA	p	0	0	0	0	0	0	0	0	0	0	0	0	0	0	0	0	1	0	.000
Mar 01	vs Baylor	*p	0	0	0	0	0	0	0	0	0	0	0	0	0	0	0	0	1	0	.000
Totals		2gs	0	0	0	0	0	0	0	0	0	0	0	0	0	0	0	0	3	1	.000

On base pct. .000 • Slugging pct. .000



# || INDIVIDUAL GAME-BY-GAME

## #28 Kole Ramage - 4 appearances (All games)

Date	Opponent	GS	IP	H	R	ER	BB	SO	2B	3B	HR	WP	BK	HBP	IBB	Score	W-L	Sv	ERA	NP
Feb 16	EASTERN ILLINOIS		2.0	1	0	0	1	2	0	0	0	0	0	0	0	12-3	1-0	0	0.00	45
Feb 20	GONZAGA	*	2.2	4	2	2	2	2	0	0	1	0	0	1	0	7-5	1-0	0	3.86	64
Feb 23	GONZAGA		1.2	2	1	0	0	0	0	0	0	1	0	0	0	9-5	1-0	0	2.84	30
Mar 01	vs Baylor	*	5.0	4	2	2	1	6	2	0	0	1	0	1	0	2-3	1-1	0	3.18	71
Totals		2	11.1	11	5	4	4	10	2	0	1	2	0	2	0	30-16	1-1	0	3.18	-

## #29 Marshall Denton - 5 appearances (All games)

Date	Opponent	GS	IP	H	R	ER	BB	SO	2B	3B	HR	WP	BK	HBP	IBB	Score	W-L	Sv	ERA	NP
Feb 14	EASTERN ILLINOIS		1.1	1	0	0	0	1	0	0	0	0	0	1	0	5-1	0-0	0	0.00	12
Feb 21	GONZAGA		1.0	0	0	0	1	0	0	0	0	0	0	0	0	9-3	0-0	0	0.00	16
Feb 23	GONZAGA		1.0	0	0	0	3	0	0	0	0	0	0	0	0	9-5	1-0	0	0.00	14
Feb 28	at Oklahoma		0.1	1	0	0	0	0	0	0	0	0	0	0	0	3-6	1-0	0	0.00	6
Feb 29	vs Texas		1.0	3	2	1	0	0	0	0	1	0	0	0	0	7-8	1-0	0	1.93	26
Totals		0	4.2	5	2	1	1	4	0	0	1	0	0	1	0	33-23	1-0	0	1.93	-

## #10 Matt Goodheart - 11 games (All games)

Date	Opponent	Pos	AB	R	H	RBI	2B	3B	HR	BB	SB	CS	HBP	SAC	SF	GDP	K	PO	A	E	Avg
Feb 14	EASTERN ILLINOIS	*dh	3	0	0	0	0	0	0	1	0	0	0	0	0	1	1	0	0	0	.000
Feb 15	EASTERN ILLINOIS	*dh	4	1	1	3	0	0	1	0	0	0	0	0	0	0	1	0	0	0	.143
Feb 16	EASTERN ILLINOIS	*dh	6	2	3	1	0	0	0	0	0	0	0	0	0	0	1	0	0	0	.308
Feb 20	GONZAGA	*dh	4	1	1	0	0	0	0	0	0	0	0	0	0	0	1	0	0	0	.294
Feb 21	GONZAGA	*dh	3	1	0	0	0	0	0	0	0	0	1	0	0	0	2	0	0	0	.250
Feb 22	GONZAGA	*dh	5	0	0	0	0	0	0	0	0	0	0	0	0	0	1	0	0	0	.200
Feb 23	GONZAGA	*dh	5	1	3	3	0	0	0	0	0	0	0	0	0	0	0	0	0	0	.267
Feb 28	at Oklahoma	*dh	4	0	0	0	0	0	0	0	0	0	0	0	0	0	3	0	0	0	.235
Feb 29	vs Texas	*dh	5	0	1	2	1	0	0	0	1	0	0	0	0	0	0	0	0	0	.231
Mar 01	vs Baylor	*dh	3	1	1	1	1	0	0	1	0	0	0	0	0	0	1	0	0	0	.238
Mar 03	ILLINOIS STATE	*dh	4	1	1	0	0	0	0	1	0	0	0	0	0	0	0	0	0	0	.239
Totals		11gs	46	8	11	10	2	0	1	3	1	0	1	0	0	1	11	0	0	0	.239

On base pct. .300 • Slugging pct. .348

## #33 Patrick Wicklander - 2 games (All games)

Date	Opponent	Pos	AB	R	H	RBI	2B	3B	HR	BB	SB	CS	HBP	SAC	SF	GDP	K	PO	A	E	Avg
Feb 15	EASTERN ILLINOIS	*p	0	0	0	0	0	0	0	0	0	0	0	0	0	0	0	1	0	0	.000
Feb 22	GONZAGA	*p	0	0	0	0	0	0	0	0	0	0	0	0	0	0	0	1	1	0	.000
Totals		2gs	0	0	0	0	0	0	0	0	0	0	0	0	0	0	0	2	1	0	.000

On base pct. .000 • Slugging pct. .000

## #33 Patrick Wicklander - 3 appearances (All games)

Date	Opponent	GS	IP	H	R	ER	BB	SO	2B	3B	HR	WP	BK	HBP	IBB	Score	W-L	Sv	ERA	NP
Feb 15	EASTERN ILLINOIS	*	5.0	3	0	0	2	7	0	0	0	0	0	0	1	10-1	1-0	0	0.00	77
Feb 22	GONZAGA	*	6.0	1	0	0	1	7	0	0	0	0	0	1	0	5-0	2-0	0	0.00	89
Feb 29	vs Texas	*	1.0	5	6	4	1	0	0	0	0	0	0	0	0	7-8	2-1	0	3.00	40
Totals		3	12.0	9	6	4	4	14	0	0	0	0	0	2	0	22-9	2-1	0	3.00	-

## #36 Peyton Palette - 2 appearances (All games)

Date	Opponent	GS	IP	H	R	ER	BB	SO	2B	3B	HR	WP	BK	HBP	IBB	Score	W-L	Sv	ERA	NP
Feb 15	EASTERN ILLINOIS		1.0	2	1	1	0	1	0	0	0	0	0	0	0	10-1	0-0	0	9.00	16
Feb 28	at Oklahoma		1.0	0	0	0	0	0	0	0	0	0	0	0	0	3-6	0-0	0	4.50	11
Totals		0	2.0	2	1	1	0	1	0	0	0	0	0	0	0	13-7	0-0	0	4.50	-





#1 Robert Moore - 11 games (All games)

Date	Opponent	Pos	AB	R	H	RBI	2B	3B	HR	BB	SB	CS	HBP	SAC	SF	GDP	K	PO	A	E	Avg
Feb 14	EASTERN ILLINOIS	*2b	4	0	0	0	0	0	0	0	0	0	0	0	0	0	1	0	1	0	.000
Feb 15	EASTERN ILLINOIS	*2b	4	1	1	0	0	0	0	0	0	0	0	0	0	0	0	1	2	0	.125
Feb 16	EASTERN ILLINOIS	*2b	4	0	0	0	0	0	0	0	0	0	1	0	0	0	3	3	3	0	.083
Feb 20	GONZAGA	*2b	4	0	1	2	1	0	0	0	0	0	0	0	0	0	0	2	1	0	.125
Feb 21	GONZAGA	*2b	3	1	2	2	0	0	0	1	0	0	0	0	0	0	1	1	2	0	.211
Feb 22	GONZAGA	*2b	3	2	3	3	0	0	1	1	1	0	0	0	0	0	0	2	3	0	.318
Feb 23	GONZAGA	*2b	2	1	2	2	0	0	0	2	1	0	0	0	0	0	0	2	2	0	.375
Feb 28	at Oklahoma	*2b	3	1	1	2	0	0	1	1	0	0	0	0	0	0	1	2	4	0	.370
Feb 29	vs Texas	*2b	3	1	1	1	1	0	0	1	0	0	0	0	0	0	1	1	3	1	.367
Mar 01	vs Baylor	*ss	5	0	1	0	0	0	0	0	0	0	0	0	0	0	1	1	1	0	.343
Mar 03	ILLINOIS STATE	*2b	5	1	2	0	0	0	0	0	0	0	0	0	0	0	0	2	0	0	.350
Totals		11gs	40	8	14	12	2	0	2	6	2	0	1	0	0	0	8	15	24	1	.350

On base pct. .447 • Slugging pct. .550

#88 Zebulon Vermillion - 2 games (All games)

Date	Opponent	Pos	AB	R	H	RBI	2B	3B	HR	BB	SB	CS	HBP	SAC	SF	GDP	K	PO	A	E	Avg
Feb 20	GONZAGA	p	0	0	0	0	0	0	0	0	0	0	0	0	0	0	0	0	1	0	.000
Mar 01	vs Baylor	p	0	0	0	0	0	0	0	0	0	0	0	0	0	0	0	1	0	0	.000
Totals		0gs	0	0	0	0	0	0	0	0	0	0	0	0	0	0	0	1	1	0	.000

On base pct. .000 • Slugging pct. .000

#88 Zebulon Vermillion - 4 appearances (All games)

Date	Opponent	GS	IP	H	R	ER	BB	SO	2B	3B	HR	WP	BK	HBP	IBB	Score	W-L	Sv	ERA	NP
Feb 20	GONZAGA		1.0	2	0	0	0	0	0	0	0	0	0	0	0	7-5	0-0	1	0.00	15
Feb 23	GONZAGA		1.0	0	0	0	0	1	0	0	0	0	0	0	0	9-5	0-0	1	0.00	12
Mar 01	vs Baylor		1.0	0	0	0	0	2	0	0	0	0	0	0	0	2-3	0-0	1	0.00	14
Mar 03	ILLINOIS STATE		1.1	1	0	0	0	3	0	0	0	0	0	0	0	7-8	0-0	1	0.00	19
Totals		0	4.1	3	0	0	0	6	0	0	0	0	0	0	0	25-21	0-0	1	0.00	-

#3 Zack Gregory - 7 games (All games)

Date	Opponent	Pos	AB	R	H	RBI	2B	3B	HR	BB	SB	CS	HBP	SAC	SF	GDP	K	PO	A	E	Avg
Feb 14	EASTERN ILLINOIS	pr	0	0	0	0	0	0	0	0	0	0	0	0	0	0	0	0	0	0	.000
Feb 15	EASTERN ILLINOIS	ph/of	1	0	0	0	0	0	0	1	0	0	0	0	0	0	0	1	0	0	.000
Feb 16	EASTERN ILLINOIS	ph/3b	0	0	0	0	0	0	0	0	0	0	1	0	0	0	0	0	2	0	.000
Feb 22	GONZAGA	*of	4	1	2	0	0	0	0	1	1	0	0	0	0	0	0	1	1	0	.400
Feb 28	at Oklahoma	ph	0	0	0	0	0	0	0	1	0	0	0	0	0	0	0	0	0	0	.400
Feb 29	vs Texas	*of	5	0	1	1	0	0	0	0	0	0	0	0	0	0	1	1	0	2	.300
Mar 01	vs Baylor	*of	5	0	0	0	0	0	0	0	0	0	0	0	0	0	3	1	0	0	.200
Totals		3gs	15	1	3	1	0	0	0	3	1	0	1	0	0	0	5	4	2	2	.200

On base pct. .368 • Slugging pct. .200

#32 Zack Morris - 1 game (All games)

Date	Opponent	Pos	AB	R	H	RBI	2B	3B	HR	BB	SB	CS	HBP	SAC	SF	GDP	K	PO	A	E	Avg
Feb 23	GONZAGA	p	0	0	0	0	0	0	0	0	0	0	0	0	0	0	0	2	0	0	.000
Totals		0gs	0	0	0	0	0	0	0	0	0	0	0	0	0	0	0	2	0	0	.000

On base pct. .000 • Slugging pct. .000

#32 Zack Morris - 4 appearances (All games)

Date	Opponent	GS	IP	H	R	ER	BB	SO	2B	3B	HR	WP	BK	HBP	IBB	Score	W-L	Sv	ERA	NP
Feb 21	GONZAGA		1.0	0	0	0	0	0	0	0	0	0	0	0	0	9-3	0-0	0	0.00	7
Feb 23	GONZAGA		2.0	2	1	1	0	0	0	0	0	0	0	0	0	9-5	0-0	0	3.00	19
Feb 28	at Oklahoma		0.1	0	0	0	0	0	0	0	0	0	0	0	0	3-6	0-0	0	2.70	3
Mar 03	ILLINOIS STATE		0.0	1	1	1	0	0	0	0	0	0	0	0	0	7-8	0-0	0	5.40	5
Totals		0	3.1	3	2	2	0	0	0	0	0	0	0	0	0	28-22	0-0	0	5.40	-