



## 2020 SCHEDULE & RESULTS

### FEBRUARY (7-0)

14	EASTERN ILLINOIS	SECN+	W, 5-1
15	EASTERN ILLINOIS	SECN+	W, 10-1
16	EASTERN ILLINOIS	SECN+	W, 12-3
20	GONZAGA	SECN+	W, 7-5
21	GONZAGA	SECN+	W, 9-3
22	GONZAGA	SECN+	W, 5-0
23	GONZAGA	SECN+	W, 9-5
28	vs. Oklahoma!		3 p.m.
29	vs. Texas!		7 p.m.

### MARCH

1	vs. Baylor!		7 p.m.
3	ILLINOIS STATE	SECN+	3 p.m.
6	SOUTH ALABAMA	SECN+	3 p.m.
7	SOUTH ALABAMA	SECN+	2 p.m.
8	SOUTH ALABAMA	SECN+	1 p.m.
10	GRAND CANYON	SECN+	6:30 p.m.
11	GRAND CANYON	SECN+	3 p.m.
13	at Mississippi State*	SECN+	6:30 p.m.
14	at Mississippi State*	SECN	1 p.m.
15	at Mississippi State*	SECN+	1 p.m.
17	at Oklahoma@		6 p.m.
20	ALABAMA*	SECN+	6:30 p.m.
21	ALABAMA*	SECN+	6:30 p.m.
22	ALABAMA*	SECN+	1:30 p.m.
24	at Troy		6 p.m.
25	at Troy		1 p.m.
27	at Ole Miss*	ESPNU	8 p.m.
28	at Ole Miss*	SECN	7 p.m.
29	at Ole Miss*	SECN	2 p.m.

### APRIL

2	FLORIDA*	ESPNU	6:30 p.m.
3	FLORIDA*	SECN+	6:30 p.m.
4	FLORIDA*	SECN+	2 p.m.
7	LITTLE ROCK	SECN+	6:30 p.m.
9	TEXAS A&M*	SECN	7 p.m.
10	TEXAS A&M*	SECN	7 p.m.
11	TEXAS A&M*	SECN+	2 p.m.
14	MISSOURI STATE	SECN+	6:30 p.m.
17	at LSU*	SECN+	7 p.m.
18	at LSU*	ESPNU	8 p.m.
19	at LSU*	SECN+	2 p.m.
21	at Michigan State		5:35 p.m.
22	at Michigan State		2:05 p.m.
24	AUBURN*	SECN+	6:30 p.m.
25	AUBURN*	SECN+	6:30 p.m.
26	AUBURN*	SECN+	1:30 p.m.
28	ARKANSAS-PINE BLUFF	SECN+	6:30 p.m.
29	ARKANSAS-PINE BLUFF#	SECN+	6:30 p.m.

### MAY

1	at South Carolina*	SECN+	6 p.m.
2	at South Carolina*	SECN	1 p.m.
3	at South Carolina*	SECN	2:30 p.m.
8	GEORGIA*	SECN+	6:30 p.m.
9	GEORGIA*	SECN+	6:30 p.m.
10	GEORGIA*	ESPN2	Noon
14	at Tennessee*	SECN+	5:30 p.m.
15	at Tennessee*	SECN+	5:30 p.m.
16	at Tennessee*	SECN+	1 p.m.
19-24	SEC Tournament%	SECN	TBA
29-1	NCAA Regionals^	ESPN	TBA

### JUNE

5-8	NCAA Super Regionals^	ESPN	TBA
13-28	College World Series\$	ESPN	TBA

All times Central; Home game in BOLD; 1 - Houston, Texas, \* - SEC Game, @ - Oklahoma City, Okla., # - North Little Rock, Ark., % - Hoover, Ala., ^ - Campus Sites, \$ - Omaha, Neb.

## GAME 8 | NO. 6 ARKANSAS VS. NO. 22 OKLAHOMA | FEB. 28



FEB. 28 • MINUTE MAID PARK (HOUSTON, TX)  
AT&T SPORTS NET // MLB.COM  
ARKANSAS.STATBROADCAST.COM  
ARKANSAS LEADS SERIES: 14-11  
ARKANSAS LEADS AT NEUTRAL SITES: 1-0



### NO. 22 OKLAHOMA SOONERS

Record ..... 7-2 (0-0 Big 12)  
Ranking ..... 22 (D1) | 15 (BA) | RV (Coaches)  
..... 15 (PG) | 20 (NCBWA) | NR (CBN)  
Head Coach ..... Mark Machtolf  
Career Record ..... 483-392-2 (17th season)  
Record at GU ..... Same

### NO. 6 ARKANSAS RAZORBACKS

Record ..... 6-0 (0-0 SEC)  
Ranking ..... 6 (D1) | 9 (BA) | 5 (Coaches)  
..... 5 (PG) | 2 (NCBWA) | 3 (CBN)  
Head Coach ..... Dave Van Horn  
Career Record ..... 1,281-624 (32nd season)  
Record at Arkansas ..... 696-384 (18th Season)

## SERIES BY THE NUMBERS

OKLAHOMA	OFFENSE	ARKANSAS	OKLAHOMA	PITCHING/DEFENSE	ARKANSAS
2.77	Batting Avg.	.314	2.51	ERA	.214
465	Slugging Pct.	.523	79.0	Innings Pitched	63.0
.353	On-Base Pct.	.415	0	Complete Games	0
26	Doubles	15	0	Saves	1
5	Triples	1	3.57	Strikeout/Walk Ratio	2.80
7	Home Runs	11	.193	Opponent's Avg.	.214
29	Walks	38	2	Errors	6
15-of-19	Stolen Bases/Att.	7-8	8	Double Plays	6

## AROUND THE HORN

• Arkansas hits the road for the first time this season, heading to Houston for the Shriners Hospitals for Children College Classic to take on Oklahoma, Texas and Baylor at Minute Maid Park on Feb. 28-March 1. The Hogs will open with Oklahoma on Friday, followed by night games against Texas and Baylor on Saturday and Sunday, respectively.

• The Hogs are coming off a four-game sweep of Gonzaga, facing the Bulldogs for the first time since 2016 and the first time in a series longer than two games. Arkansas opened with a 7-5 victory in the Thursday, Feb. 20, opener, breaking a 5-5 tie in the seventh inning on an RBI groundout from Christian Franklin, followed by a wild pitch for insurance.

• In game two, the Razorbacks rolled to a 9-3 win, scoring multiple runs in the fifth, sixth & seventh innings. In Saturday's game, the Razorbacks blanked the Zags, 5-0, to clinch the series win. The Hogs got 6.0 nearly unhittable innings from Patrick Wicklander, as well as three hits & three RBIs from freshman Robert Moore.

• Moore had two more hits and RBIs as he was one of four with multi-hit performances in the game, as Matt Goodheart led the charge with three hits and three RBIs to push Arkansas to a 9-5 win and complete the second sweep in as many weeks for the Hogs.

• A week after Heston Kjerstad and Connor Noland earned weekly honors from the SEC, the Razorbacks added another in Robert Moore's SEC Co-Player of the Week. He was also named Perfect Game National Player of the Week, giving Arkansas two national awards in as many weeks of the 2020 season.

• The Hogs are 5-1 all-time at the Shriners College Classic, playing in the tournaments in 2012 and 2016. In 2012, Arkansas defeated Texas Tech (3-1) and Texas (7-3), while scoring victories over Rice (5-2), Houston (12-3) and Texas Tech (10-6) in the 2016 event.

• Arkansas is set to host 27 more games at Baum-Walker Stadium this spring, including home SEC series against Alabama, Florida, Texas A&M, Auburn and Georgia. Up next, the Razorbacks return home to face Illinois State on Tuesday, March 3, at 3 p.m., at Baum-Walker Stadium.

### FRIDAY



**CONNOR NOLAND**  
RHP • 6-2 • 215 • So.  
Greenwood, Ark.

W/L ..... 2-0  
ERA ..... 1.42  
IP ..... 12.2  
K/BB ..... 14/4

### OKLAHOMA STARTER FRIDAY

RHP: CADE CAVALLI  
W/L, ERA ..... 1-1, 2.31

### ARKANSAS ROTATION SATURDAY



**PATRICK WICKLANDER**  
LHP • 6-1 • 200 • So.  
San Jose, Calif.

W/L ..... 2-0  
ERA ..... 0.00  
IP ..... 11.0  
K/BB ..... 14/3

### TEXAS STARTER SATURDAY

RHP: TY MADDEN  
W/L, ERA ..... 2-0, 0.60

### SUNDAY



**KOLE RAMAGE**  
RHP • 6-1 • 200 • Jr.  
Southlake, Texas

W/L ..... 1-0  
ERA ..... 3.86  
IP ..... 4.2  
K/BB ..... 4/3

### BAYLOR STARTER SUNDAY

RHP: HAYDEN KETTLER  
W/L, ERA ..... 1-1, 4.50

## SERIES HISTORY

### OKLAHOMA

Overall Series Record: 14-11  
 Record in Fayetteville, Ark.: 6-2  
 Record in Norman, Okla.: 7-9  
 Record at Neutral Sites: 1-0

DATE	SITE	W/L	SCORE
5/11/70	Fayetteville, Ark.	L	2-1
5/11/70	Fayetteville, Ark.	W	5-2
5/2/72	Norman, Okla.	L	3-2
5/2/72	Norman, Okla.	L	4-3
4/11/77	Norman, Okla.	W	5-2
4/11/77	Norman, Okla.	L	4-3
3/5/83	Norman, Okla.	L	11-4
3/5/83	Norman, Okla.	W	14-3
3/6/83	Norman, Okla.	W	7-2
4/15/87	Fayetteville, Ark.	W	12-11
4/12/88	Norman, Okla.	L	11-3
4/26/89	Fayetteville, Ark.	L	3-2
3/20/91	Norman, Okla.	W	11-2
3/23/93	Fayetteville, Ark.	W	8-0
4/6/94	Norman, Okla.	L	11-2
2/27/96	Fayetteville, Ark.	W	9-8
4/10/01	Norman, Okla.	W	5-4
3/12/02	Norman, Okla.	L	7-1
4/9/02	Fayetteville, Ark.	W	9-6
5/31/02	Wichita, Kan.+	W	8-5
4/28/09	Fayetteville, Ark.	W	8-7 (10)
5/30/09	Norman, Okla.+	W	17-6
5/31/09	Norman, Okla.+	W	11-0
5/18/10	Norman, Okla.	L	5-2
4/10/12	Norman, Okla.	L	4-0

## 2020 AWARDS

### MATT GOODHEART

SEC Coaches Preseason All-SEC (First Team) Feb. 6

### HESTON KJERSTAD

Collegiate Baseball Preseason All-American (First Team) Dec. 17  
 Perfect Game Preseason All-American (First Team) Jan. 7  
 D1 Baseball Preseason All-American (First Team) Jan. 21  
 Baseball America Preseason All-American (First Team) Jan. 27  
 SEC Coaches Preseason All-SEC (First Team) Feb. 6  
 NCBWA Preseason All-American (First Team) Feb. 6  
 USA Baseball Golden Spikes Award Preseason Watch List Feb. 13  
 Collegiate Baseball National Player of the Week Feb. 17  
 SEC Co-Player of the Week Feb. 17

### CASEY MARTIN

Collegiate Baseball Preseason All-American (Second Team) Dec. 17  
 Perfect Game Preseason All-American (First Team) Jan. 7  
 D1 Baseball Preseason All-American (Third Team) Jan. 21  
 Baseball America Preseason All-American (First Team) Jan. 27  
 SEC Coaches Preseason All-SEC (First Team) Feb. 6  
 NCBWA Preseason All-American (First Team) Feb. 6  
 USA Baseball Golden Spikes Award Preseason Watch List Feb. 13

### ROBERT MOORE

SEC Co-Player of the Week Feb. 24  
 Perfect Game National Player of the Week Feb. 25

### CONNOR NOLAND

SEC Pitcher of the Week Feb. 17

### CASEY OPITZ

Baseball America Preseason All-American (Third Team) Jan. 27  
 SEC Coaches Preseason All-SEC (First Team) Feb. 6



Head coach Dave Van Horn is in his 18th season at the helm of the Arkansas baseball program. He has proven to be a machine of consistency, with 16 NCAA Tournament berths in 17 seasons, including six trips to the College World Series, as well as a conference crown and five SEC Western Division titles. He has 696 wins at Arkansas through seven games of 2020, the second-most in school history.



Robert Moore had a forgettable opening weekend, registering one hit in 12 at-bats, but put together an unforgettable second week of his collegiate career, going 8-for-12 at the plate. His tallied his first extra-base hits in a double (series opener) & a homer (game three) on his way to nine RBIs, four runs, SportsCenter Top 10, SEC Co-Player of the Week and Perfect Game National Player of the Week honors.

## HOG WILD

>> Arkansas is playing its 98th season in school history and 18th with head coach Dave Van Horn at the helm.

>> The Razorbacks are coming off their 10th trip to the College World Series, the second consecutive, as well as back-to-back shares of the SEC Western Division crown, the sixth in program history.

>> Arkansas and Oklahoma last faced each other in a fall exhibition in 2019, but met in a real game in 2012 in Norman, last defeating OU in 2009. The Hogs and Longhorns have played each other five times over the last two years, with a pair of two-game series in Fayetteville (2018) and in Austin (2019), with a College World Series matchup sandwiched between in 2018. Arkansas' most recent series with Baylor came in 2012, with the Hogs taking two of three from the Bears in Waco in postseason play.

>> Twenty-four lettermen return from last year's squad, while 15 newcomers join the ranks in 2020. Six position starters and two in the rotation are back to bolster the expectations that have mounted for the upcoming campaign.

>> Arkansas is ranked in the top 10 of all six polls, moving inside the top 10 after the first two weeks of the season. The Hogs are ranked as high as No. 2 by the NCBWA, with a No. 3 spot by Collegiate Baseball Newspaper. The USA Today Coaches poll and Perfect Game placed the Razorbacks at fifth, with Baseball America rounding out the set of rankings at ninth.

>> The Razorbacks will start RHP Connor Noland (Oklahoma), LHP Patrick Wicklander (Texas) and RHP Kole Ramage (Baylor) this weekend at the Shriners College Classic. Last weekend, Noland and Wicklander both picked up wins in their respective starts. Noland went 6.0 innings, allowing two earned runs on five hits, striking out three to improve to 2-0. Wicklander earned his second victory after going 6.0 shutout frames, giving up just one hit, a walk and a hit batter, striking out seven. Ramage pitched twice against the Zags, totaling 4.1 innings between the two appearances, with two earned runs and six hits allowed, walking two and striking out two, starting the series opener on Feb. 20.

>> Pitcher Kevin Kopps & catcher Casey Opitz were named captains of this year's squad after a team-vote before practice began.

>> Thirteen members of this year's team hail from the Natural State.

## 2020 SEC STANDINGS

	Conference					Overall			Last 10	Streak	
	W	L	T	Win%	GB	W	L	Win%			
WESTERN EASTERN	Tennessee	--	--	--	--	--	9	0	1.000	9-0	W9
	Florida	--	--	--	--	--	8	0	1.000	8-0	W8
	Georgia	--	--	--	--	--	8	1	.889	8-1	W1
	Vanderbilt	--	--	--	--	--	8	2	.800	8-2	W7
	South Carolina	--	--	--	--	--	6	2	.750	6-2	W1
	Kentucky	--	--	--	--	--	5	3	.625	5-3	W5
WESTERN WESTERN	Missouri	--	--	--	--	--	4	4	.500	4-4	L2
	Texas A&M	--	--	--	--	--	10	0	1.000	10-0	W10
	Alabama	--	--	--	--	--	9	0	1.000	9-0	W9
	Arkansas	--	--	--	--	--	7	0	1.000	7-0	W7
	Ole Miss	--	--	--	--	--	7	1	.875	7-1	W7
	Mississippi St.	--	--	--	--	--	6	2	.750	6-2	W1
	Auburn	--	--	--	--	--	7	3	.700	7-3	W2
LSU	--	--	--	--	--	6	3	.667	6-3	W3	



**PITCHER BREAKDOWN**

	W-L-S	ERA	IP	H	R	ER	BB-I	SO
Starters	4-0	1.69	32.0	26	8	6	10-0	32
Relievers	3-0	2.64	30.2	23	10	9	10-0	24

**RELIEVER NOTES**

Pitcher	Last App.	IP	H	R	ER	BB	SO	HR	R1/S	R2/S	---- Season Totals ----	
											SV	Ret./1BF (BB)
Blake Adams	2/23 (GU)	0.1	2	3	3	1	1	0	0/0	0/0	0	0/1 (0)
Caleb Bolden	2/15 (EIU)	3.0	3	0	0	0	3	0	0/0	0/0	0	0/1 (0)
Jacob Burton	2/21 (EIU)	1.0	0	0	0	1	1	0	0/0	0/0	0	1/2 (1)
Marshal Denton	2/23 (GU)	1.0	0	0	0	0	3	0	2/0	3/0	0	3/3 (0)
Kevin Kopps	2/22 (GU)	1.0	0	0	0	1	0	0	0/0	2/0	0	2/3 (1)
Caden Monke	2/22 (GU)	1.0	0	0	0	1	2	0	0/0	0/0	0	1/3 (2)
Zack Morris	2/23 (GU)	2.0	2	1	1	0	0	0	0/0	0/0	0	1/2 (0)
Peyton Pallette	2/15 (EIU)	1.0	2	1	1	0	1	0	0/0	0/0	0	0/1 (0)
Kole Ramage	2/23 (GU)	1.2	2	1	0	0	0	0	2/2	2/2	0	2/2 (0)
Elijah Trest	2/22 (GU)	1.0	1	0	0	0	1	0	0/0	0/0	0	2/3 (0)
Zebulon Vermillion	2/23 (GU)	1.0	0	0	0	0	1	0	0/0	0/0	1	2/2 (0)
<b>TEAM TOTALS</b>									<b>7/2 (29%)</b>	<b>0</b>	<b>14/23 (4)</b>	

**PROJECTED LINEUP NOTES**

- 8 BRAYDON WEBB**      *LF*      *R/R*      *R-JR*      **.231/.346/.276**  
 • Overall: 6-for-26, HR, 3 RBI, 9 R, 2 BB // GU Series: 1-for-12, 2 RBI, 2 R, 1 BB  
 • Last game (2/23 vs. GU): 1-for-5, 1 R, 3 SO ... Hit leadoff in the five of first six games of the year ... One hit in last eight at-bats ... Reached base safely in two of last 10 trips to the plate.
- 18 HESTON KJERSTAD**      *RF*      *L/R*      *JR*      **.393/.929/.500**  
 • Overall: 11-for-28, 3 2B, 4 HR, 11 RBI, 9 R, 5 BB // GU Series: 4-for-16, 2 2B, 1 RBI, 3 R, 3 BB, 1 HBP  
 • Last game (2/23 vs. GU): 1-for-3, 2B, 1 R, 2 BB, 2 SO ... Three hits in last 10 at-bats ... Reached base safely in eight of his last 13 plate appearances.
- 10 MATT GOODHEART**      *DH*      *L/R*      *JR*      **.267/.367/.313**  
 • Overall: 8-for-30, HR, 7 RBI, 6 R, 1 BB, 1 HBP // GU Series: 4-for-17, 3 RBI, 3 R, 3 BB, 1 HBP  
 • Last game (2/23 vs. GU): 3-for-5, 3 RBI, 1 R ... Reached base safely in the first five games and six of last seven ... Three hits last game after going 0-for-8 in his previous eight at-bats.
- 15 CASEY MARTIN**      *SS*      *R/R*      *JR*      **.208/.375/.387**  
 • Overall: 5-for-24, 2B, HR, 1 RBI, 4 R, 6 BB, 1 HBP // GU Series: 2-for-14, HR, 1 RBI, 2 R, 3 BB  
 • Last game (2/23 vs. GU): 1-for-5, HR, 1 RBI, 1 R, 1 SO ... First RBI on solo homer in finale vs. Zags (2/23) ... 2-for-10 in last 10 ABs, reached base safely in three of last 12 trips to the plate ... Team-high three IBBs.
- 25 CHRISTIAN FRANKLIN**      *CF*      *R/R*      *SO*      **.440/.800/.531**  
 • Overall: 11-for-25, 3 2B, 2 HR, 7 RBI, 11 R, 6 BB // GU Series: 6-for-13, 2 2B, HR, 4 RBI, 6 R, 3 BB  
 • Last game (2/23 vs. GU): 2-for-4, HR, 1 RBI, 2 R, 1 BB ... Scored in all seven games ... Five hits in last nine ABs, reaching base in seven of the last 10 plate appearances.
- 5 JACOB NESBIT**      *3B*      *R/R*      *R-SO*      **.269/.346/.345**  
 • Overall: 7-for-26, 2 2B, 5 RBI, 3 R, 3 BB // GU Series: 2-for-14, 1 RBI, 1 R, 1 BB  
 • Last game (2/23 vs. GU): 0-for-4 ... Four flyouts in finale vs. Zags ... One hit in last seven at-bats ... Has a hit in five of seven contests.
- 12 CASEY OPITZ**      *C*      *S/R*      *JR*      **.364/.727/.462**  
 • Overall: 8-for-22, 3 2B, 3B, HR, 7 RBI, 5 R, 4 BB // GU Series: 6-for-14, 2 2B, 3B, HR, 5 RBI, 4 R  
 • Last game (2/23 vs. GU): 1-for-2, 1 RBI ... Double shy of the cycle on Feb. 21 ... Four hits in last nine ABs, reaching base in six of the last 14 trips to the plate.
- 16 COLE AUSTIN**      *1B*      *R/R*      *R-SR*      **.250/.333/.333**  
 • Overall: 6-for-24, 2 2B, 2 RBI, 2 R, 3 BB // GU Series: 3-for-13, 2 R, 3 BB  
 • Last game (2/23 vs. GU): 1-for-4 ... Two hits in last nine at-bats ... Reached base safely in five of his last 11 plate appearances.
- 1 ROBERT MOORE**      *2B*      *S/R*      *FR*      **.375/.542/.483**  
 • Overall: 9-for-24, 2B, HR, 9 RBI, 5 R, 4 BB, 1 HBP // GU Series: 8-for-12, 2B, HR, 9 RBI, 4 R, 4 BB  
 • Last game (2/23 vs. GU): 2-for-2, 2 RBI, 1 R, 2 BB ... SEC Co-Player & Perfect Game National Player of the Week ... Seven hits in last eight at-bats (five-straight) ... Reached in last eight trips to plate & 11 of last 12.
- 3 ZACK GREGORY**      *INF/OF*      *L/R*      *R-FR*      **.400/.400/.625**  
 • Overall: 2-for-5, 1 R, 2 BB, 1 HBP // GU Series: 2-for-4, 1 R, 1 BB  
 • Last game (2/22 vs. GU): 2-for-4, 1 R, 1 BB, 1 SO ... Reached base in five of eight trips to the plate this year ... Two singles and a walk in final three plate appearances on Saturday.



**SEC CO-PLAYER OF THE WEEK (FEB. 24)**

**Robert Moore - INF - Fr. - 5-9 - 165 - Leawood, Kan.**  
 Weekly totals: 4 G/4 GS, 12 AB, 8 H, 1 2B, 1 HR, 9 RBI, 4 R, 12 TB, 2-2 SB

- Final slash line from the weekend: .667/1.000/.750
- Led the SEC in BA (.667) and OBP (.750), coming one hit and one RBI shy of the top marks in the conference in the categories.
- Tallied a hit in every game last week, multi-hit games in last three.
- Drove in multiple runs in all four games, including a three-hit, three-RBI performance in game three, posting a homer and two singles.
- Raised his season BA from .083 to .375 from week one to week two.
- Made #SCTop10 for his ground ball glove flip in Saturday's game.

**SEC CO-PLAYER OF THE WEEK (FEB. 17)**

**Heston Kjerstad - OF - Jr. - 6-3 - 205 - Amarillo, Texas**  
 Weekly totals: 3 G/3 GS, 12 AB, 7 H, 4 HR, 1 2B, 10 RBI, 6 R, 20 TB

- Final slash line from the weekend: .583/1.667/.643
- Led the SEC in homers (4), RBIs (10) and total bases (20) vs. EIU
- Every hit over the weekend drove in a run
- Hit two home runs on both Friday & Sunday
- Now has 35 career homers, tied for seventh all-time at Arkansas

**SEC PITCHER OF THE WEEK (FEB. 17)**

**Connor Noland - RHP - So. - 6-2 - 215 - Greenwood, Arkansas**  
 Weekly totals: 1 G/1 GS, 1-0, 0.00 ERA, 6.2 IP, 2 H, 1 R, 0 ER, 1 BB, 11 K

- Started Opening Day for the Hogs earning the first victory of 2020
- Recorded a career-high 11 strikeouts, one shy of conference lead
- Second collegiate outing with 10 or more strikeouts (10 vs. Tennessee on April 18, 2019)
- Held opponents to a .095 batting average
- Half the batters he faced, he struck out

# A || RAZORBACK NOTES

## THE KID IS ALRIGHT

It was quite a weekend for the 17-year-old Robert Moore, hauling in SEC Co-Player of the Week and Perfect Game National Player of the Week honors for his play at the plate and in the field. From Leawood, Kansas, Moore went 8-for-12 at the plate against Gonzaga, with a double and a home run to go with nine RBIs, four runs scored, four walks and two stolen bases. He paced the team in hits (8), RBIs (9), walks (4) and stolen bases (2) over the four-game stretch, finishing with a slash line of .667/1.000/.750. His batting average (.667) against the Zags led the SEC last week, as well as his on-base percentage of .750, coming one hit and one RBI shy of the top marks in the conference in the two categories. Moore recorded a hit in every game against Gonzaga, including multi-hit games in each of the last three. Moore tallied multiple RBIs in all four games, including a three-hit, three-RBI showing in the third game of the series.

## NAH NAH NAH

Part of Moore's weekend feature an appearance on ESPN SportsCenter's Top 10, coming in at No. 9 on Saturday evening's edition. In the eighth inning, after clearing the bases with a 4-6-3 double play, Moore charged from the back of the infield to the basepath, fielding a grounder with his glove and flipping the ball from his glove to Cole Austin at first for the out.

## DID WE JUST BECOME SEC PLAYERS OF THE WEEK?

Robert Moore was the third Razorback to earn an SEC weekly honor in 2020, as Heston Kjerstad and Connor Noland earned SEC Co-Player and Pitcher of the Week, respectively, after the first weekend of the year.

- Moore's award marked the first time an Arkansas freshman has won SEC Player of the Week.
- It was the first time Arkansas has won SEC Player of the Week in back-to-back weeks.
- Before Feb. 17 when Kjerstad and Noland won the awards, Arkansas had never won both player & pitcher of the week in the same week.
- It was the first time each of the three recipients have won their respective awards.

## OLDEST & YOUNGEST

The right side of the infield features the oldest and youngest players on this year's roster in Cole Austin (23) and Robert Moore (17). Not only will the two share the same side of the diamond, but their lockers are also next to each other in the Arkansas clubhouse. The time between the two birthdays is 1,882 days, shy of six years. Here are some things that happened before the birth of Robert Moore:

- Titanic became highest-grossing film of all time.
- The last episode of Seinfeld aired on television.
- Mad Cow disease.
- Y2K.
- Star Wars Episode I The Phantom Menace is released and ruins the Star Wars franchise.
- Harry Potter and the Sorcerer's Stone debuts at the box office.

## THRICE IS NICE

Redshirt-senior Cole Austin may be the most familiar with Arkansas' opponents this weekend, after spending the first two years of his collegiate career at West Virginia (2016-17). Austin spent another two-year stint at Arizona State before transferring to Arkansas as a graduate to finish his collegiate career on the Hill. It is the second consecutive season the Razorbacks have had a graduate transfer start at first base, as Trevor Ezell held down the right corner of the infield in 2019.

## FAMILY SHOWDOWN?

Another of Arkansas' newcomers to the 2020 squad is junior college transfer Braydon Webb. From McKinney, Texas, Webb came to Fayetteville from Grayson Community College, where he and his brother, Braxton, spent a year playing together. Fast forward to 2020 and the two will have the opportunity to face each other, as Braxton is a senior on Oklahoma's pitching staff. Braydon has led off in six of seven games for the Hogs this season, while Braxton has made one appearance in relief on Feb. 18.



Junior catcher **Casey Opitz** became the first Razorback to come one hit away from the cycle, thanks to his three-hit performance against Gonzaga on Feb. 21. He recorded a single in the 5th, a triple off the wall in the 6th and a homer in the 7th of the 9-3 win.



Sophomore left-handed pitcher **Patrick Wicklander** was dominant in his second outing of the season, allowing just one hit and one walk, striking out seven Zags to improve to 2-0. It marked back-to-back weeks he has struck out seven and not given up a run.

## CALIFORNIA CRUISIN'

Patrick Wicklander, from San Jose, California, has rolled to a 2-0 start in two games in 2020. He's struck out seven batters in both starts, allowing just four hits, three walks and two hit batters over 11.0 innings of work. He has yet to give up a run or extra-base hit this season. With no car, the sophomore lefty cruises to Baum-Walker Stadium each day via a moped scooter every day to get ready for his turn on the mound.

## GUITAR HEROS

Marshall Denton and Zebulon Vermillion are two of Arkansas six pitchers who have yet to allow a run in 2020. Denton has pitched in three games, going 3.1 innings with one hit, one walk and four strikeouts. He earned the win in Sunday's finale against the Zags after striking out the side with two runners for a scoreless fourth inning. Vermillion has pitched twice this season, allowing two hits with one strikeout, picking up the save in Arkansas' season opener vs. Gonzaga. The two right-handers have been known as the team's top duo in Guitar Hero, with "One" by Metallica as their preferred song of choice.

## HOME RUN NECKLACE

A new addition to the Arkansas dugout this season is a home run necklace, presented to a player when he returns the dugout after launching a dinger. The necklace was found by Arkansas hitting coach Nate Thompson and features teeth taken from wild boars. It has been bestowed upon seven different Razorbacks this season and a total of 11 times, with Heston Kjerstad leading the group with four homers in 2020.

## PURE DOMINANCE

Connor Noland was electric in his 2020 debut on the mound. From Greenwood, Arkansas, Noland earned the Opening Day win after tossing 6.2 innings on Friday afternoon. He allowed just one run, unearned, on two hits, walking one batter while striking out a career-high 11. Half of the batters he faced, he struck out. He held opposing hitters to measly .095 batting average at the plate in the opening contest. He improved to 2-0 after another 6.0 innings performance against Gonzaga on Feb. 21, this time giving up two earned runs on five hits, walking three and striking out three. It took him 11 starts in 2019 to reach two wins, needing only two outings in 2020 to hit the mark.

## GOOD COMPANY

By striking out 11 batters in his 2020 debut, Noland placed himself among a collection of elite Arkansas pitching. Since 2011, only six Razorbacks have rung up 11 or more batters in a game, doing so in 11 different outings. He joins the likes of Trevor Stephan (four times), Blaine Knight (twice), Isaiah Campbell (twice), Kacey Murphy (once) and Cody Scroggins (once) to accomplish the feat.

- Trevor Stephan vs. Rhode Island (3/10/17) - 13
- Blaine Knight vs. Mississippi State (3/17/17) - 11
- Trevor Stephan at Tennessee (5/6/17) - 11
- Trevor Stephan vs. Vanderbilt (5/12/17) - 11
- Trevor Stephan vs. Oral Roberts (6/2/17) - 12
- Kacey Murphy vs. Alabama (4/28/18) - 11
- Blaine Knight vs. Texas A&M (5/11/18) - 11
- Isaiah Campbell vs. Stony Brook (3/1/19) - 13
- Cody Scroggins vs. Louisiana Tech (3/10/19) - 11
- Isaiah Campbell vs. Missouri (3/15/19) - 11
- Connor Noland vs. Eastern Illinois (2/14/20) - 11

## RAMAGE CONTROL

Kole Ramage is set to be Arkansas' Sunday starter against Baylor this weekend, making his second start in 2020. His first came on three days rest after earning the win in a 2.0 inning outing on Feb. 16 vs. EIU. He pitched twice against Gonzaga, going 4.1 total frames with two earned runs, six hits & two walks allowed. Last year, six of his seven wins came out of the bullpen, including each of his first three appearances.



Sophomore outfielder **Christian Franklin** stacked another solid performance at the plate in his four-game series against Gonzaga. He recorded six hits, including two doubles and a homer, with four RBIs, six runs scored and three walks.

**HAVE ANOTHER WEEKEND, FRANK**

Outfielder Christian Franklin once again had another strong showing last week against Gonzaga, putting together a .462 average at the plate with six hits, three for extra bases. He recorded two doubles and a home run, with four RBIs and six runs scored over the four games against the Bulldogs, pushing his batting average to .440 this season. He leads the team in runs scored (11) and doubles (3), tying for the team-lead with Heston Kjerstad in hits (11) and in walks with Casey Martin (6). He is one of two Hogs with a hit in all seven games this season.

**POWER PLAYER**

The other Razorback with a hit in all seven games this year is another outfielder in Heston Kjerstad. The junior from Amarillo, Texas, went 7-for-12 in the opening weekend with four homers, 10 RBIs and six runs scored on his way to SEC Co-Player of the Week and Collegiate Baseball Newspaper National Player of the Week honors. Against Gonzaga, Kjerstad had four hits, two doubles, with one RBI, three walks and three runs scored. Seven of his 11 hits so far this year have gone for extra bases, the most by a Razorback in 2020. His four homers in week one made him the first Hog since at least 2002 to hit four in the first series of the year.

**STARTED OUTSIDE NOW CLIMBING FAST**

Kjerstad began the year on the outside looking in at the top 10 of the Arkansas career home run charts, entering the season with 31. After hitting two solo homers in the season opener, one to right field and one down the left field line, he jumped into a tie for 10th with Dominic Fletcher (2017-19), Ryan Fox (2001-03) and Kevin McReynolds (1979-81). When he did it again on Sunday with a three-run shot and solo dinger both over the right field wall, he moved up to share seventh place with Rodney Nye (1998-99) and Greg D'Alexander (1987-90). To reach sixth, he'll need four more home runs to even himself with Brian Kirby (1998-01).

**THE BULLPEN IS FINE**

The Hogs bullpen is off to a strong start to the 2020 season, already accounting for three of Arkansas' seven wins this year. The bullpen has a 2.64 ERA over 30.2 innings of work, allowing nine earned runs while striking out 24. Five of Arkansas' relievers have yet to allow a run this season.

**KEEP ON ROLLIN'**

Arkansas' offense has started 2020 hot, recording 75 hits over seven games for a .324 clip at the plate. The Razorbacks have posted double-digit hit totals in three games this season, with a high of 15 against Eastern Illinois on Feb. 16. The lowest output so far this year is eight knocks, coming in both the season opener vs. EIU (Feb. 14) and in the first game against Gonzaga (Feb. 20). Arkansas' hitters have tagged opposing pitchers for an 8.04 ERA so far this season.

**THROUGH THE TURNSTILES**

Arkansas fans continue to prove why they are the best in the country, showing out in force to pack Baum-Walker Stadium for the first weekend series of the year. A total of 29,118 came to see the Hogs play last week, which was the second-highest opening weekend attendance in Arkansas history and was No. 2 in total attendance in the country for the first series of the 2020 season.

**ALL-AMERICAN TRIO**

Three Razorback juniors have been blessed with the honor of 2020 Preseason All-America status. Outfielder Heston Kjerstad & infielder Casey Martin have garnered praise from five outlets, both landing on the first team twice, with Kjerstad earning first team accolades from all five. The duo was joined by catcher Casey Opitz, who earned third team honors from Baseball America.

**ALL-AMERICA SUPERLATIVES**

- Both Baseball America and the NCBWA placed Heston Kjerstad & Casey Martin on their preseason First Team All-America lists.
- Baseball America's teams, selected by Major League Baseball scouts, rated Casey Martin as the "Fastest Runner" among the three teams and listed Casey Opitz with the "Best Catcher Arm."
- D1 Baseball's Position Power Rankings placed three Razorbacks in the top five at their respective positions: Heston Kjerstad (1st - Outfield), Casey Martin (3rd - Shortstop) and Casey Opitz (5th - Catcher). Outside of the three All-Americans, D1 Baseball ranked: Christian Franklin (26th - Outfield), Zebulon Vermillion (26th - Relief Pitcher), Robert Moore (29th - Second Base), Connor Noland (63rd - Starting Pitcher) and Patrick Wicklander (64th - Starting Pitcher) in their Preseason Power Rankings as well.

**RESPECT FROM THE LEAGUE'S COACHES**

When the dust settled after a vote by the conference coaches, the Razorbacks finished with four 2020 Preseason First-Team All-SEC members. The All-American trio all received the notoriety, while being joined by junior designated hitter Matt Goodheart. Arkansas was the only school with more than two players on the first team, placing four on this year's squad. The league coaches also selected Arkansas to win the SEC Western Division in 2020, garnering one vote to win the entire league. Last season, the Razorbacks won a share of the division crown for the second-straight year en route to back-to-back trips to the College World Series.

**CAPTAINS KEVIN & CASEY**

Before the team left for the Christmas break, head coach Dave Van Horn had his team select captains for the 2020 season. After the dust settled, redshirt-junior pitcher Kevin Kopps and junior catcher Casey Opitz were voted by the team to be this year's captains. Opitz was unanimously voted by the team to be a captain of the 2020 squad, as a captain's battery is almost inevitable at Baum-Walker Stadium this season.

**IN THE RANKINGS**

- After two weeks of action, Arkansas has moved into the top 10 in all six polls, sitting as high as No. 2 from the NCBWA. The Razorbacks ranged from fourth to 11th to begin the 2020 campaign.
- >> 2nd - NCBWA
  - >> 3rd - Collegiate Baseball Newspaper
  - >> 5th - USA Today Coaches Poll
  - >> 5th - Perfect Game
  - >> 6th - D1 Baseball
  - >> 9th - Baseball America



A scene unlike any other, Baum-Walker Stadium played host to the largest postseason attendance in 2019, welcoming over 90,000 fans into its humble abode. Including the postseason, total attendance at Baum-Walker Stadium last season climbed to 348,775, the third-highest total in the nation. On average, Arkansas accumulated 8,719 fans per game, the fourth-highest in the country. It was the 16th-straight year that Arkansas has ranked in the top-five in the nation in attendance, accomplishing the feat in all but the first year of head coach Dave Van Horn's tenure. Baseball America once noted Baum-Walker Stadium as the top college ballpark, remarking "The first of its kind remains College Baseball's Pinnacle."



# NATIONAL POLLS

## D1Baseball

Week 3

1. Florida	8-0
2. Vanderbilt	6-2
3. Louisville	4-3
4. Georgia	7-1
5. Texas Tech	6-1
<b>6. Arkansas</b>	<b>7-0</b>
7. Miami	4-3
8. Mississippi State	5-1
9. Florida State	6-1
10. UCLA	7-0
11. LSU	5-3
12. Arizona State	5-3
13. NC State	7-0
14. Duke	6-1
15. Ole Miss	6-1
16. Michigan	4-3
17. Georgia Tech	6-1
18. Texas A&M	8-0
19. UCF	7-1
20. Auburn	5-3
21. East Carolina	6-1
22. Oklahoma	7-2
23. Dallas Baptist	6-1
24. Tennessee	7-0
25. Long Beach State	5-2

## Baseball America

Week 3

1. Florida	8-0
2. Texas Tech	6-1
3. Vanderbilt	6-2
4. Mississippi State	5-1
5. Michigan	4-3
6. Miami	4-3
7. Louisville	4-3
8. Arizona State	5-3
<b>9. Arkansas</b>	<b>7-0</b>
10. Georgia	7-1
11. UCLA	7-0
12. Florida State	6-1
13. Ole Miss	6-1
14. LSU	5-3
15. Oklahoma	7-2
16. Duke	6-1
17. NC State	7-0
18. Dallas Baptist	6-1
19. Georgia Tech	6-1
20. East Carolina	6-1
21. UCF	7-1
22. North Carolina	6-2
23. Oklahoma State	5-2
24. Auburn	5-3
25. Arizona	5-2

## USA Today/Coaches

Preseason

1. Vanderbilt	59-12
2. Louisville	51-18
3. Texas Tech	46-20
4. Georgia	46-17
<b>5. Arkansas</b>	<b>46-20</b>
6. Mississippi State	52-15
7. Miami	41-20
8. UCLA	52-11
9. Auburn	38-28
10. Florida	34-26
11. Michigan	50-22
12. LSU	40-26
13. Arizona State	38-19
14. Florida State	42-23
15. Stanford	45-14
16. North Carolina	46-19
17. Oklahoma State	40-21
18. NC State	42-19
19. East Carolina	47-18
20. Duke	35-27
21. Texas A&M	39-23
22. Georgia Tech	43-19
23. Ole Miss	41-27
24. Wake Forest	31-26
25. Oregon State	36-20-1

## Perfect Game

Week 3

1. Florida	8-0
2. Louisville	4-3
3. Vanderbilt	6-2
4. Texas Tech	6-1
<b>5. Arkansas</b>	<b>7-0</b>
6. Mississippi State	5-1
7. UCLA	7-0
8. Arizona State	5-3
9. Georgia	7-1
10. Duke	6-1
11. Miami	4-3
12. Michigan	4-3
13. Auburn	5-3
14. Florida State	6-1
15. Oklahoma	7-2
16. Ole Miss	6-1
17. NC State	7-0
18. Texas A&M	8-0
19. Tennessee	7-0
20. North Carolina	6-2
21. East Carolina	6-1
22. LSU	5-3
23. Texas	8-0
24. Oklahoma State	5-2
25. Virginia	5-3

## Collegiate Baseball

Week 3

1. UCLA	7-0
2. Florida	8-0
<b>3. Arkansas</b>	<b>7-0</b>
4. Texas Tech	6-1
5. Vanderbilt	6-2
6. Mississippi State	5-1
7. Louisville	4-3
8. Georgia	7-1
9. Michigan	4-3
10. NC State	7-0
11. Florida State	6-1
12. Arizona State	5-3
13. Miami	4-3
14. Ole Miss	6-1
15. Texas A&M	8-0
16. Texas	8-0
17. UCF	7-1
18. Auburn	5-3
19. LSU	5-3
20. North Carolina	6-2
21. TCU	5-1
22. Pepperdine	7-0
23. Tennessee	7-0
24. East Carolina	6-1
25. Long Beach State	5-2
26. Clemson	7-0
27. Central Michigan	5-2
28. Oklahoma State	5-2
29. Tulane	6-1
30. Georgia Tech	6-1

## NCBWA

Week 3

1. Florida	8-0
<b>2. Arkansas</b>	<b>7-0</b>
3. Texas Tech	6-1
4. Vanderbilt	6-2
5. Georgia	7-1
6. Mississippi State	5-1
7. UCLA	7-0
8. NC State	7-0
9. Louisville	4-3
10. Miami	4-3
11. Arizona State	5-3
12. Florida State	6-1
13. Texas A&M	8-0
14. Duke	6-1
15. Ole Miss	6-1
16. LSU	5-3
17. East Carolina	6-1
18. Michigan	4-3
19. Georgia Tech	6-1
20. Oklahoma	7-2
21. Auburn	5-3
22. Dallas Baptist	6-1
23. North Carolina	6-2
24. Tennessee	7-0
25. UCF	7-1
26. TCU	5-1
27. Texas	8-0
28. Oklahoma State	5-2
29. Clemson	7-0
30. Arizona	5-2

## Arkansas Week-By-Week in the Polls

	D1	BA	USA TODAY	PG	CB	NCBWA
Preseason	7	11	5	4	9	6
Week 2	7	11	5	4	9	6
Week 3	6	9	5	5	3	2
Week 4	--	--	--	--	--	--
Week 5	--	--	--	--	--	--
Week 6	--	--	--	--	--	--
Week 7	--	--	--	--	--	--
Week 8	--	--	--	--	--	--
Week 9	--	--	--	--	--	--
Week 10	--	--	--	--	--	--
Week 11	--	--	--	--	--	--
Week 12	--	--	--	--	--	--
Week 13	--	--	--	--	--	--
Week 14	--	--	--	--	--	--
Week 15	--	--	--	--	--	--
Week 16	--	--	--	--	--	--
<b>Final</b>	--	--	--	--	--	--

D1 - D1Baseball.com

BA - Baseball America

ESPN - USA Today/ESPN

PG - Perfect Game

CB - Collegiate Baseball

NCBWA - National Collegiate Baseball Writers Association



**PERSONAL**

Born: Sept. 17, 1960  
 Hometown: Kansas City, Mo.  
 Alma Mater: Arkansas (1988)  
 Masters of Science: East Texas State Univ. (1992)  
 Wife: Karen  
 Children: Hollan, Mariel  
 Named Head Coach at Arkansas: June 21, 2002

**PLAYING HISTORY**

1982-1984 Atlanta Braves Organization  
 1982 MLB Draft: 10th Rd (Braves)  
 1982 Arkansas  
 1980-1981 McLennan (Texas) CC

**COACHING HONORS**

2004 SEC Coach of the Year  
 2001 Baseball America National Coach of the Year  
 2001 BIG 12 Coach of the Year  
 2001 ABCA Midwest Region Coach of the Year  
 2000 ABCA Midwest Region Coach of the Year  
 1997 Southland Coach of the Year  
 1995 Southland Coach of the Year  
 1994 NCAA Division II Coach of the Year  
 1994 ABCA Central Region Coach of the Year

**HALL OF FAME**

2019 Inducted into Arkansas Sports Hall of Fame  
 2013 Inducted into Winnetonka HS HOF  
 2012 Inducted into Ban Johnson League HOF  
 2001 Inducted into Central Missouri State HOF

After 17 years as head coach of the Razorback Baseball program, Dave Van Horn has continued to elevate Arkansas into one of the nation's premier teams year in and year out. Over his 17 seasons as head Hog, Van Horn has led Arkansas to six College World Series appearances, 16 NCAA Tournament berths, one Southeastern Conference overall title, five SEC Western Division championships and a total of 689 wins, averaging more than 40 wins a season.

Ever since returning to his alma mater in 2003 to take over for retiring SEC legend Norm DeBriyn, Van Horn has continued to successfully field nationally competitive teams, while also grooming numerous All-Americans, all-conference and future Major League players.

Under his guidance, 28 Razorbacks have been named All-Americans, 42 as All-SEC players, and 109 have been picked in the MLB Draft. Those draft picks are the third-most among all active head coaches in the SEC.

Van Horn is the second-winningest coach in Arkansas history with 689 wins entering the 2020 season. In 2018, with a win at San Diego State, Van Horn became only the second active head coach in the SEC with 600 or more wins at their current school.

Including his years at Nebraska, Northwestern State and Central Missouri State, Van Horn has racked up 1,060 wins at four-year institutions, which is 15th-most among all active coaches. He is also one of 10 active coaches with 1,000 or more wins at four-year schools.

DVH AGAINST 2020 OPPONENTS				
	W/L	Home	Away	Neutral
Alabama	34-25	17-7	15-15	2-3
Arkansas Pine-Bluff	1-0	1-0	--	--
Auburn	31-23	15-9	16-14	1-0
Baylor	2-1	--	2-1	--
Eastern Illinois	22-1	22-1	--	--
Florida	25-21	10-5	9-12	6-4
Georgia	21-17	12-6	9-8	0-3
Gonzaga	6-4	6-3	--	0-1
Grand Canyon	2-0	2-0	--	--
Illinois State	2-1	2-1	--	--
Kentucky	24-12	13-5	11-7	--
Little Rock	0-1	0-1	--	--
LSU	22-41	13-7	8-16	1-8
Michigan State	--	--	--	--
Mississippi State	31-27	19-11	10-14	2-2
Missouri State	20-9	11-7	9-2	--
Oklahoma	3-2	1-0	2-2	--
Ole Miss	31-41	16-20	9-15	6-6
Oral Roberts	17-6	11-3	5-3	1-0
South Alabama	3-2	1-2	2-0	--
South Carolina	26-20	12-9	10-8	4-3
Tennessee	26-15	13-6	10-7	2-1
Texas	7-5	2-0	3-4	2-1
Texas A&M	16-13	8-4	7-9	1-0
Troy	5-1	3-0	2-1	--

**VAN HORN'S CAREER NUMBERS**

Year	School	Record	Pct.	Conf.	Place	Tourn.	NCAA
1989	Texarkana CC	39-18	.684	NA	NA	NA	--
1990	Texarkana CC	44-14	.759	NA	NA	NA	--
1991	Texarkana CC	45-12	.789	NA	NA	NA	--
1992	Texarkana CC	48-10	.827	NA	1st	NA	--
1993	Texarkana CC	38-18	.678	NA	NA	NA	--
<i>Totals</i>		<i>214-72</i>	<i>.748</i>	--	--	--	--
.....							
1994	Central Missouri State	51-11	.823	15-1	1st (Div.)	1st (4-1)	NCAA DII Champs
<i>Totals</i>		<i>51-11</i>	<i>.823</i>	<i>15-1</i>	--	<i>1 (4-1)</i>	--
.....							
1995	Northwestern State	37-15	.711	19-5	1st	DNP (0-2)	--
1996	Northwestern State	34-27	.557	14-16	2nd (Div.)	2nd (3-2)	--
1997	Northwestern State	35-23	.603	19-9	1st	DNP (0-2)	--
<i>Totals</i>		<i>106-65</i>	<i>.620</i>	<i>52-30</i>	--	<i>3 (3-6)</i>	--
.....							
1998	Nebraska	24-20	.545	10-13	7th	DNQ	DNQ
1999	Nebraska	42-18	.700	16-9	5th	1st (4-0)	NCAA (1-2)
2000	Nebraska	51-17	.750	21-9	2nd	1st (5-1)	NCAA (4-2)
2001	Nebraska	50-16	.758	20-8	1st	1st (4-0)	CWS (5-2)
2002	Nebraska	47-21	.691	16-11	2nd	2nd (3-1)	CWS (5-3)
<i>Totals</i>		<i>214-92</i>	<i>.699</i>	<i>67-39</i>	--	<i>4 (16-2)</i>	<i>4 (15-9)</i>
.....							
2003	Arkansas	35-22	.612	14-16	6th West	T-7th (0-2)	NCAA (1-2)
2004	Arkansas	45-24	.652	19-11	T-1st Overall	4th (2-2)	CWS (6-3)
2005	Arkansas	39-22	.636	13-17	T-5th West	T-7th (0-2)	NCAA (2-2)
2006	Arkansas	39-21	.650	18-12	2nd West	T-7th (0-2)	NCAA (1-2)
2007	Arkansas	43-21	.672	18-12	1st West	2nd (3-1)	NCAA (2-2)
2008	Arkansas	34-24	.586	14-15	4th West	DNQ	NCAA (0-2)
2009	Arkansas	41-24	.631	14-15	4th West	4th (2-2)	CWS (7-2)
2010	Arkansas	43-21	.672	18-12	2nd West	T-7th (0-2)	NCAA (3-3)
2011	Arkansas	40-22	.645	15-15	1st West	T-3rd (2-2)	NCAA (2-2)
2012	Arkansas	46-22	.676	16-14	T-2nd West	T-9th (0-2)	CWS (7-3)
2013	Arkansas	39-22	.639	18-11	2nd West	T-3rd (2-1)	NCAA (2-2)
2014	Arkansas	40-25	.615	16-14	4th West	T-3rd (3-2)	NCAA (2-2)
2015	Arkansas	40-25	.615	17-12	3rd West	T-5th (2-2)	CWS (5-3)
2016	Arkansas	26-29	.473	7-23	7th West	DNQ	DNQ
2017	Arkansas	45-19	.703	18-11	2nd West	2nd (3-2)	NCAA (3-2)
2018	Arkansas	48-21	.696	18-12	T-1st West	T-3rd (2-1)	CWS Runner-Up (9-3)
2019	Arkansas	46-20	.697	20-10	T-1st West	T-5th (1-2)	NCAA (5-3)
2020	Arkansas	7-0	1.000	--	--	--	--
<i>Totals</i>		<i>696-385</i>	<i>.643</i>	<i>273-232</i>	--	<i>15 (22-27)</i>	<i>16 (57-39)</i>
.....							
<i>CAREER TOTALS</i>		<i>1,282-625</i>	<i>.672</i>	<i>407-302</i>	--	<i>45-36 (.556)</i>	<i>72-47 (.600)</i>



# NUMERICAL ROSTER

No.	Player	Pos.	B/T	Yr.	Ht.	Wt.	Hometown/Previous School
1	Robert Moore	INF	S/R	Fr.	5-9	165	Leawood, Kan. / Shawnee Mission East HS
3	Zack Gregory	INF	L/R	R-Fr.	5-10	185	Keller, Texas / Timber Creek HS
4	Cullen Smith	INF	L/R	R-Jr.	6-0	190	Nashville, Tenn. / Wilson Central HS / East Tenn. State
5	Jacob Nesbit	INF	R/R	R-So.	6-0	180	Coppell, Texas / Coppell HS
7	Dominic Tamez	C	R/R	Fr.	5-11	200	San Antonio, Texas / Claudia Taylor Johnson HS
8	Braydon Webb	INF/OF	R/R	R-Jr.	6-0	195	McKinney, Texas / McKinney Boyd HS / Grayson CC
10	Matt Goodheart	INF	L/R	Jr.	6-1	180	Magnolia, Ark. / Magnolia HS / San Jacinto CC
11	Cason Tollett	C/1B	R/R	Fr.	6-1	205	Little Rock, Ark. / Little Rock Christian Academy
12	Casey Opitz	C	S/R	Jr.	5-11	195	Centennial, Colo. / Heritage HS
13	Connor Noland	RHP	R/R	So.	6-2	215	Greenwood, Ark. / Greenwood HS
15	Casey Martin	INF	R/R	Jr.	5-11	175	Lonoke, Ark. / Lonoke HS
16	Cole Austin	INF	R/R	R-Sr.	6-2	195	Kennesaw, Ga. / Harrison HS/ West Virginia / Arizona St.
17	Jesse Pierce	INF/OF	R/R	Fr.	6-3	185	Las Vegas, Nev. / Arbor View HS
18	Heston Kjerstad	OF	L/R	Jr.	6-3	205	Amarillo, Texas / Randall HS
19	Trey Harris	OF	R/R	So.	5-10	175	Little Rock, Ark. / Little Rock Christian Academy
20	Elijah Trest	RHP	L/R	So.	6-3	205	White Oak, Texas / White Oak HS
21	Jacob Burton	RHP	R/R	So.	6-0	180	Diana, Texas / New Diana HS
22	Curtis Washington Jr.	OF	R/R	So.	6-2	175	West Memphis, Ark. / Academies of West Memphis HS
24	Bryce Matthews	OF	L/R	Fr.	6-4	200	Parker, Colo. / Chaparral HS
25	Christian Franklin	OF	R/R	So.	5-11	185	Overland Park, Kan. / Rockhurst HS
26	Travis Hester	RHP	R/R	R-Fr.	6-2	195	College Station, Texas / College Station HS
27	Blake Adams	RHP	R/R	Fr.	6-2	205	Springdale, Ark. / Springdale Har-Ber HS
28	Kole Ramage	RHP	R/R	Jr.	6-1	200	Southlake, Texas / Southlake Carroll HS
29	Marshall Denton	RHP	R/R	R-Jr.	5-11	170	Beebe, Ark. / Beebe HS
31	Caleb Bolden	RHP	R/R	R-So.	6-2	190	Texarkana, Texas / Pleasant Grove HS
32	Zack Morris	LHP	L/L	Fr.	6-3	215	Cabot, Ark. / Cabot HS
33	Patrick Wicklander	LHP	R/L	So.	6-1	200	San Jose, Calif. / Valley Christian HS
34	Kevin Heinrich	RHP	R/R	Fr.	6-3	195	Coral Springs, Fla. / Marjory Stoneman Douglas HS
36	Peyton Pallette	RHP	R/R	Fr.	6-1	165	Benton, Ark. / Benton HS
37	Caden Monke	LHP	L/L	So.	6-3	170	Mt. Olive, Ill. / Mt. Olive HS
38	Mark Adamiak	RHP	R/R	Fr.	6-4	210	Shawnee, Kan. / Shawnee Mission Northwest HS
39	Evan Taylor	LHP	L/L	So.	6-4	250	Florence, Ala. / Florence HS
40	Corey Spain	LHP	L/L	Fr.	5-11	215	Monett, Mo. / Monett HS
41	Will McEntire	RHP	L/R	Fr.	6-4	225	Bryant, Ark. / Bryant HS
43	Miller Pleimann	RHP	R/R	So.	6-4	195	Fayetteville, Ark. / Fayetteville HS / Wichita State
44	Collin Taylor	RHP	R/R	R-Jr.	5-11	230	Florence, Ala. / Florence HS / Walters State CC
45	Kevin Kopps	RHP	R/R	R-Jr.	6-0	205	Sugar Land, Texas / George Ranch HS
46	Carter Sells	RHP	R/R	So.	6-0	200	Brentwood, Tenn. / Ravenwood HS
49	Liam Henry	LHP	L/L	So.	6-2	185	Kansas City, Mo. / Park Hill HS
51	Hunter Milligan	LHP	L/L	R-So.	6-4	215	Greenbrier, Ark. / Greenbrier HS
57	Nathan Rintz	RHP	R/R	Fr.	6-2	185	Schaumburg, Ill. / Schaumburg HS
58	Evan Gray	RHP	R/R	Fr.	6-4	195	Swansea, Ill. / Belleville East HS
88	Zebulon Vermillion	RHP	L/R	Jr.	6-4	225	Prairie Village, Kan. / Shawnee Mission East HS

## Coaches and Support Staff

Head Coach: 2 Dave Van Horn, 18th Season (Arkansas, 1988)  
Assistant Coach: 30 Nate Thompson, 3rd Season (Dallas Baptist, 2006)  
Assistant Coach: 47 Matt Hobbs, 2nd Season (Missouri, 2002)  
Volunteer Assistant Coach: 9 Taylor Smart, 2nd Season (Tennessee, 2014)  
Student Assistants: 35 Harrison Heffley, 3rd Season; 48 DJ Baxendale, 1st Season; 44 Kacey Murphy, 1st Season  
Director of Operations: Clay Goodwin, 13th Season (Arkansas, 2005)  
Athletic Trainer: Corey Wood (East Carolina, 2008)  
Strength & Conditioning: Blaine Kinsley (Lenoir-Rhyne, 2010)  
Director of Video and Scouting: Zach Barr (Arkansas, 2017)  
Managers: Cale Petrie, Chandler Tolbert, Sean O'Neill, Josh Langham, John McElroy; Graduate Manager: Phil Cebuhar

## Pronunciation Guide

Mark Adamiak	uh-DOM-ee-ack	Peyton Pallette	PAH-let
Kevin Heinrich	HIGHN-rick	Miller Pleimann	PLY-men
Heston Kjerstad	KERR-stad	Kole Ramage	RAM-midge
Caden Monke	Monk	Nathan Rintz	Rinse
Jacob Nesbit	NEZ-bit	Dominic Tamez	TAH-mehz
Casey Opitz	Ohpitts	Cason Tollet	TUH-let





# CONNOR NOLAND

RHP • R/R • 6-2 • 215 • Sophomore  
Greenwood, Ark. • Greenwood HS

# 13

## SEASON HIGHS

Category	High	Opponent (Last)	Date
Innings	6.2	Eastern Illinois	2/14/20
Longest Start	6.2	Eastern Illinois	2/14/20
Shortest Start	6.2	Eastern Illinois	2/14/20
Longest Relief	--	--	--
Hits	5	Gonzaga	2/21/20
Runs	3	Gonzaga	2/21/20
Earned Runs	2	Gonzaga	2/21/20
Walks	3	Gonzaga	2/21/20
Strikeouts	11	Eastern Illinois	2/14/20

## NOLAND'S CAREER APPEARANCES

Connor Noland 2020 Game-By-Game (Sophomore)  
(2 Appearances, 2 Starts)

Date	Opponent	IP	H	R-ER	BB	K	Result
2/14/20	Eastern Illinois*	6.2	2	1-0	1	11	W, 5-1
2/21/20	Gonzaga*	6.0	5	3-2	3	3	W, 9-3
<b>TOTALS</b>	<b>2 G, 2 GS</b>	<b>12.2</b>	<b>7</b>	<b>4-2</b>	<b>4</b>	<b>14</b>	<b>2-0</b>

Connor Noland 2019 Game-By-Game (Freshman)  
(20 Appearances, 19 Starts)

Date	Opponent	IP	H	R-ER	BB	K	Result
2/16/19	Eastern Illinois*	4.2	4	2-0	1	7	ND
2/23/19	at USC*	4.0	3	2-2	2	2	ND
3/2/19	Stony Brook*	3.0	6	3-3	1	1	ND
3/9/19	Louisiana Tech*	5.0	3	4-3	1	3	ND
3/16/19	Missouri*	4.2	4	1-1	1	4	ND
3/23/19	at Alabama*	1.2	3	3-3	2	0	L, 0-1
3/26/19	at Missouri St.	1.0	0	0-0	0	0	ND
3/30/19	#21 Ole Miss*	4.2	7	2-2	1	3	ND
4/5/19	at #15 Auburn*	4.2	5	3-3	0	2	ND
4/13/19	at #6 Vanderbilt*	0.0	4	5-5	1	0	L, 0-2
4/19/19	Ark.- Pine Bluff*	2.0	2	0-0	0	2	W, 1-2
4/20/19	#2 Mississippi St.*	7.2	4	0-0	0	5	W, 2-2
4/28/19	#18 Tennessee*	7.0	2	1-0	1	10	ND
5/5/19	at Kentucky*	3.1	6	4-4	1	4	L, 2-3
5/11/19	#15 LSU*	5.1	4	0-0	0	3	ND
5/18/19	at #17 Texas A&M*	4.1	5	3-1	0	3	L, 2-4
5/24/19	vs. Ole Miss*	5.0	2	1-1	1	2	ND
5/31/19	vs. Central Conn. St.*	5.1	2	2-1	0	2	W, 3-4
6/9/19	vs. Ole Miss*	1.0	3	4-4	0	0	L, 3-5
6/17/19	vs. Texas Tech*	4.0	4	2-2	1	2	ND
<b>TOTALS</b>	<b>20 G, 19 GS</b>	<b>78.1</b>	<b>73</b>	<b>42-35</b>	<b>14</b>	<b>55</b>	<b>3-5</b>

## BIO

### 2020 TRENDS

#### As a Sophomore (2020)

Started Opening Day for the Hogs ... Went 6.2 innings of two-hit, one run (unearned) ball with one walk and 11 strikeouts against Eastern Illinois (Feb. 14) ... Career-high K's vs. the Panthers ... Last time an Arkansas pitcher struck out 11 batters was Isaiah Campbell vs. Missouri on March 15, 2019 ... Eighth career performance with 1 or fewer runs allowed ... Picked up his second win of the season after tossing 6.0 innings against Gonzaga on Feb. 21 ... Allowed three runs, two earned, on five hits & three walks, striking out three ... Reached two wins in two games, taking 11 starts to do so in 2019.

#### As a Freshman (2019)

>> SEC All-Freshman Team

>> Perfect Game Freshman All-American

Made 20 appearances on the mound, 19 being starts ... Named to Opening Week rotation, starting game two against Eastern Illinois (Feb. 16) ... Built up a 4.02 ERA over 78.1 innings, the second most by a Razorback pitcher in 2019 ... Had six outings of five or more innings (Louisiana Tech - March 9, Mississippi State - April 20, Tennessee - April 28, LSU - May 11, Ole Miss - May 24, Central Connecticut - May 31) ... Went 3-5 with wins over Arkansas-Pine Bluff (April 16), Mississippi State (April 20) and Central Connecticut (May 31) in the NCAA Regional ... His lone relief appearance came against Missouri State (March 26) where he threw one scoreless inning on 12 pitches ... Struck out 55 batters during the season and walked only 14 for a 3.9 strikeout-to-walk ratio, the 14th-highest in the SEC ... Never allowed more than two walks in an appearance ... Walk total (14) tied for the 37th-lowest in the nation and tied for third-lowest in the SEC ... Pitched a season-high 7.2 scoreless innings in his 11th start of the year, coming against No. 2 Mississippi State (April 20), striking out five with no walks and only four hits allowed ... Followed it up with a second-straight 7+ inning outing, going 7.0 against No. 18 Tennessee (April 28) and striking out a season-high 10 batters with only two hits allowed and one walk ... Started the opening game of the NCAA Fayetteville Regional vs. Central Connecticut (May 31), going 5.1 innings with two hits allowed, one earned run, one walk and two strikeouts on 58 pitches ... Combined during the NCAA Tournament, made three starts, throwing 10.1 innings and allowing only one walk.

### Connor Noland Career Stats

Year	ERA	W	L	App	GS	CG	SHO	CBO	SV	IP	H	R	ER	BB	SO	2B	3B	HR	BF	B/Avg	WP	HBP	BK	SFA	SHA	PO	A	E	FLD%
2019	4.02	3	5	20	19	0	0	0	0	78.1	73	42	35	14	55	6	0	12	323	.244	4	3	0	2	5	8	14	2	.917
2020	1.42	2	0	2	2	0	0	0	0	12.2	7	4	2	4	14	0	0	1	48	.159	0	0	0	0	3	2	0	1.000	
<b>TOTAL</b>	<b>3.66</b>	<b>5</b>	<b>5</b>	<b>22</b>	<b>21</b>	<b>0</b>	<b>0</b>	<b>0</b>	<b>0</b>	<b>91.0</b>	<b>80</b>	<b>46</b>	<b>37</b>	<b>18</b>	<b>69</b>	<b>6</b>	<b>0</b>	<b>13</b>	<b>371</b>	<b>.233</b>	<b>4</b>	<b>3</b>	<b>0</b>	<b>2</b>	<b>5</b>	<b>11</b>	<b>16</b>	<b>2</b>	<b>.931</b>



# PATRICK WICKLANDER

LHP • R/L • 6-1 • 200 • Sophomore  
San Jose, Calif. • Valley Christian HS

# 33

## SEASON HIGHS

Category	High	Opponent (Last)	Date
Innings	6.0	Gonzaga	2/22/20
Longest Start	6.0	Gonzaga	2/22/20
Shortest Start	5.0	Eastern Illinois	2/15/20
Longest Relief	--	--	--
Hits	3	Eastern Illinois	2/15/20
Runs	--	--	--
Earned Runs	--	--	--
Walks	2	Eastern Illinois	2/15/20
Strikeouts	7	2x (Gonzaga)	2/22/20

## BIO

### 2020 TRENDS

#### As a Sophomore (2020)

Started game two of Arkansas' three-game series against Eastern Illinois ... Earned the win after going 5.0 innings of three-hit, two-walk ball with no runs allowed and seven strikeouts, one shy of a career-high ... Sixth start of his career with no runs allowed ... Picked up his second win of the season in his second start of the year, tossing 6.0 frames against Gonzaga on Feb. 22 ... Allowed just one hit, a hit batter and one walk, matching his season-high strikeout total of seven ... Took two starts to hit two wins, needing three to do so last season ... Seventh start of his career with no runs allowed.

#### As a Freshman (2019)

>> SEC All-Freshman Team

Made 22 appearances, 15 being starts and generated a 6-2 record with a 4.32 ERA ... Pitched 66.2 innings and allowed just 32 earned runs on 50 hits and struck out 90 batters, the second-highest total among the pitching staff ... His strikeout total was 15th-most among all pitchers in the SEC and second among all freshman pitchers ... Held opponents to a .209 batting average, the second-lowest among Razorback starting pitchers ... Made nine appearances in SEC play, six being starts and garnered three wins (at Auburn - April 6; vs. Tennessee - April 27; at Kentucky - May 5) ... Pitched 28.0 innings against league opponents and struck out 35, the second-most on the pitching staff ... Struck out six or more in four of his six conference starts (at Auburn - April 6; vs. Mississippi State - April 19; vs. Tennessee - April 27; at Kentucky - May 5) ... Made two appearances in the NCAA Tournament (vs. TCU - June 2; vs. Ole Miss - June 10) and combined for 6.2 innings, allowing just one run on five hits and two walks, while striking out nine ... Made his first collegiate appearance against Eastern Illinois (Feb. 17), working 2.1 innings and allowing just one run on two hits with four strikeouts ... Made first collegiate start vs. Memphis (Feb. 27), going 3.0 innings and allowing two earned runs on three hits with four strikeouts ... Picked up first collegiate win vs. Charlotte (March 6) after throwing 5.0 scoreless innings with only one hit allowed ... Worked 5.0 or more innings six times, his longest outing coming against No. 18 Tennessee (April 27), where he struck out seven and allowed just two runs on four hits ... Struck out a season-high eight batters twice in back-to-back outings (vs. Charlotte - March 6; vs. Western Illinois - March 12) ... Gave up three hits in five scoreless innings in his first NCAA Tournament start vs. TCU (June 2), striking out seven and walking one ... Followed it up the next weekend in the NCAA Super Regional vs. Ole Miss (June 10) with 1.2 innings of work and one run allowed with two strikeouts.

### WICKLANDER'S CAREER APPEARANCES

Patrick Wicklander 2020 Game-By-Game (Sophomore)  
(2 Appearances, 2 Starts)

Date	Opponent	IP	H	R-ER	BB	K	Result
2/15/20	Eastern Illinois	5.0	3	0-0	2	7	W, 10-1
2/22/20	Gonzaga	6.0	1	0-0	1	7	W, 5-0
<b>TOTALS</b>	<b>2 G, 2 GS</b>	<b>11.0</b>	<b>4</b>	<b>0-0</b>	<b>3</b>	<b>14</b>	<b>2-0</b>

Patrick Wicklander 2019 Game-By-Game (Freshman)  
(21 Appearances, 14 Starts)

Date	Opponent	IP	H	R-ER	BB	K	Result
2/17/19	Eastern Illinois	2.1	2	1-1	0	4	ND
2/21/19	at USC	0.0	0	0-0	2	0	ND
2/23/19	at USC	2.0	2	2-2	0	2	L, 0-1
2/27/19	Memphis*	3.0	3	2-2	1	4	ND
3/2/19	Stony Brook	1.0	0	0-0	2	3	ND
3/6/19	Charlotte*	5.0	1	0-0	3	8	W, 1-1
3/12/19	Western Illinois*	5.0	1	0-0	1	8	W, 2-1
3/19/19	at #9 Texas*	4.0	5	4-4	1	3	ND
3/23/19	at Alabama	0.0	0	3-3	3	0	ND
3/26/19	at Missouri St.*	2.0	0	0-0	0	5	ND
3/31/19	#21 Ole Miss	0.1	2	2-2	2	0	ND
4/2/19	Little Rock*	3.1	3	3-0	2	5	ND
4/6/19	at #15 Auburn*	5.0	2	0-0	3	6	W, 3-1
4/14/19	at #6 Vanderbilt	3.0	3	3-3	3	4	ND
4/19/19	#2 Miss. State*	4.0	3	2-2	3	6	ND
4/27/19	#18 Tennessee*	5.2	4	2-2	2	7	W, 4-1
5/5/19	at Kentucky*	5.0	4	1-1	1	6	W, 5-1
5/10/19	#15 LSU*	3.1	5	3-3	2	4	ND
5/17/19	at #17 Texas A&M*	1.2	3	4-4	3	2	L, 5-2
5/22/19	vs. Ole Miss*	4.1	2	2-2	1	4	ND
6/2/19	vs. TCU*	5.0	3	0-0	1	7	W, 6-2
6/10/19	vs. Ole Miss*	1.2	2	1-1	1	2	ND
<b>TOTALS</b>	<b>22 G, 15 GS</b>	<b>66.2</b>	<b>50</b>	<b>35-32</b>	<b>37</b>	<b>90</b>	<b>6-2</b>

### Patrick Wicklander Career Stats

Year	ERA	W	L	App	GS	CG	SHO	CBO	SV	IP	H	R	ER	BB	SO	2B	3B	HR	BF	B/Avg	WP	HBP	BK	SFA	SHA	PO	A	E	FLD%
2019	4.32	6	2	22	15	0	0	3	0	66.2	50	35	32	37	90	12	0	6	294	.209	5	11	0	2	5	7	10	1	.944
2020	0.00	2	0	2	2	0	0	0	0	11.0	4	0	0	3	14	0	0	0	41	.111	0	2	0	0	0	2	1	0	1.000
<b>TOTAL</b>	<b>3.71</b>	<b>8</b>	<b>2</b>	<b>24</b>	<b>17</b>	<b>0</b>	<b>0</b>	<b>3</b>	<b>0</b>	<b>77.2</b>	<b>54</b>	<b>35</b>	<b>32</b>	<b>40</b>	<b>104</b>	<b>12</b>	<b>0</b>	<b>6</b>	<b>335</b>	<b>.196</b>	<b>5</b>	<b>13</b>	<b>0</b>	<b>2</b>	<b>5</b>	<b>9</b>	<b>11</b>	<b>1</b>	<b>.952</b>



# KOLE RAMAGE

RHP • R/R • 6-1 • 200 • Junior  
 Southlake, Texas • Southlake Carroll HS

# 28

### CAREER HIGHS

Category	High	Opponent (Last)	Date
Innings	5.0	Northwestern St.	4/23/19
Longest Start	5.0	Northwestern St.	4/23/19
Shortest Start	1.2	No. 4 Kentucky	3/17/18
Longest Relief	4.2	at No. 15 Auburn	4/5/19
Hits	7	at No. 6 Vanderbilt	4/13/19
Runs	7	at No. 6 Vanderbilt	4/13/19
Earned Runs	7	at No. 6 Vanderbilt	4/13/19
Walks	6	No. 14 Ole Miss	6/9/19
Strikeouts	7	Grambling State	4/30/19

### RAMAGE'S CAREER APPEARANCES

Kole Ramage 2020 Game-By-Game (Junior)  
 (3 Appearances, 1 Starts)

Date	Opponent	IP	H	R-ER	BB	K	Result
2/16/20	Eastern Illinois	2.0	1	0-0	1	2	W, 1-0
2/20/20	Gonzaga*	2.2	4	2-2	2	2	ND
2/23/20	Gonzaga	1.2	2	1-0	0	0	ND
<b>TOTALS</b>	<b>3 G, 1 GS</b>	<b>6.1</b>	<b>7</b>	<b>3-2</b>	<b>3</b>	<b>4</b>	<b>1-0</b>

Kole Ramage 2019 Game-By-Game (Sophomore)  
 (24 Appearances, 2 Starts)

Date	Opponent	IP	H	R-ER	BB	K	Result
2/16/19	Eastern Illinois	2.1	4	1-0	2	4	W, 1-0
2/21/19	at USC	3.1	2	0-0	0	2	W, 2-0
3/1/19	Stony Brook	3.2	2	0-0	1	4	W, 3-0
3/6/19	Charlotte	1.0	0	0-0	0	1	ND
3/9/19	Louisiana Tech	0.2	3	2-0	0	0	ND
3/12/19	Western Illinois	1.0	0	0-0	0	1	ND
3/16/19	Missouri	3.0	2	2-2	0	1	W, 4-0
3/20/19	at #9 Texas	3.0	0	0-0	0	3	W, 5-0
3/23/19	at Alabama	3.1	3	3-3	0	1	ND
3/28/19	at Missouri St.	2.0	1	0-0	2	2	ND
3/29/19	#21 Ole Miss	3.1	3	1-1	0	2	ND
4/2/19	Little Rock	0.2	3	4-4	1	1	L, 5-1
4/5/19	at #15 Auburn	4.2	3	2-0	5	3	ND
4/9/19	Oral Roberts	1.0	3	3-2	0	0	W, 6-1
4/13/19	at #6 Vanderbilt	3.0	7	7-7	2	3	ND
4/19/19	#2 Mississippi St.	1.0	2	3-3	1	1	ND
4/23/19	Northwestern St.*	5.0	5	1-1	1	5	W, 7-1
4/27/19	#18 Tennessee	2.0	2	1-1	1	3	ND
4/30/19	Grambling St.*	4.0	5	3-2	4	7	ND
5/9/19	#15 LSU	2.0	3	2-2	0	1	ND
5/17/19	at #17 Texas A&M	4.1	3	2-2	2	5	ND
5/23/19	vs. Georgia	2.0	2	1-1	1	2	ND
5/24/19	vs. Ole Miss	1.0	0	0-0	0	1	ND
6/9/19	vs. #14 Ole Miss	2.2	3	4-4	6	0	ND
<b>TOTALS</b>	<b>24 G, 1 GS</b>	<b>60.0</b>	<b>61</b>	<b>42-35</b>	<b>29</b>	<b>49</b>	<b>7-1</b>

Kole Ramage 2018 Game-By-Game (Freshman)  
 (21 Appearances, 2 Starts)

Date	Opponent	IP	H	R-ER	BB	K	Result
2/16/18	Bucknell	2.0	1	0-0	0	4	ND
2/25/18	at San Diego	1.0	3	3-2	1	0	ND
3/1/18	Dayton	2.0	2	0-0	0	3	ND
3/9/18	Kent State	2.0	2	1-1	0	4	ND
3/11/18	Kent State	0.0	1	1-0	1	0	ND
3/14/18	Texas	2.2	2	0-0	2	3	ND
3/17/18	No. 4 Kentucky*	1.2	2	4-1	1	2	ND
3/21/18	at Charlotte	1.0	2	1-1	0	1	L, 0-1
3/30/18	at No. 4 Ole Miss	3.2	0	0-0	0	5	ND
4/3/18	ULM	1.1	1	5-1	2	1	ND
4/10/18	Grambling St.	2.2	3	4-0	1	5	ND
4/12/18	South Carolina	0.1	1	0-0	0	1	ND
4/17/18	Missouri St.	1.2	0	0-0	0	2	W, 1-1
4/21/18	at Mississippi St.	0.1	1	0-0	0	1	ND
4/29/18	Alabama	0.2	0	3-2	2	2	ND
5/19/18	at #13 Georgia*	4.2	6	2-2	1	5	ND
5/23/18	vs. South Carolina	2.2	5	2-2	2	3	ND
6/10/18	#25 South Carolina	1.0	1	1-1	0	2	ND
6/17/18	vs. Texas	1.0	2	2-2	2	3	ND
6/27/18	vs. Oregon St.	1.2	1	0-0	0	1	ND
6/28/18	vs. Oregon St.	2.0	1	1-1	1	2	ND
<b>TOTALS</b>	<b>21 G, 2 GS</b>	<b>33.1</b>	<b>33</b>	<b>24-14</b>	<b>14</b>	<b>46</b>	<b>1-1</b>

### 2020 TRENDS

#### As a Junior (2020)

Appeared as the first reliever on Sunday against Eastern Illinois ... Worked 2.0 innings of relief, allowing just one hit and one walk, striking out two, to earn the victory ... Second consecutive year to enter in relief in his first appearance of the year and come away with the win ... 16th career shutout outing ... Made his first start of the 2020 season on Feb. 20 against Gonzaga ... Went 2.2 innings, allowing two runs on four hits & two walks, striking out two ... Fifth career start ... Worked 1.2 innings in relief on Sunday, Feb. 23, against Gonzaga, allowing one run, unearned, on two hits.

### Kole Ramage Career Stats

Year	ERA	W	L	App	GS	CG	SHO	CBO	SV	IP	H	R	ER	BB	SO	2B	3B	HR	BF	B/Avg	WP	HBP	BK	SFA	SHA	PO	A	E	FLD%
2018	4.00	1	1	21	2	0	0	1	0	36.0	36	30	16	16	50	5	0	3	164	.261	8	2	0	2	6	4	8	0	1.000
2019	5.25	7	1	24	2	0	0	1	0	60.0	61	42	35	29	53	7	1	8	272	.260	7	4	0	2	2	4	11	1	.938
2020	2.84	1	0	3	1	0	0	0	0	6.1	7	3	2	3	4	0	0	1	17	.250	1	1	0	0	0	2	1	1.000	
<b>TOTAL</b>	<b>4.66</b>	<b>9</b>	<b>2</b>	<b>48</b>	<b>5</b>	<b>0</b>	<b>0</b>	<b>2</b>	<b>0</b>	<b>102.1</b>	<b>104</b>	<b>75</b>	<b>53</b>	<b>48</b>	<b>107</b>	<b>12</b>	<b>1</b>	<b>12</b>	<b>453</b>	<b>.269</b>	<b>16</b>	<b>7</b>	<b>0</b>	<b>4</b>	<b>8</b>	<b>8</b>	<b>21</b>	<b>2</b>	<b>.935</b>

**RECORD RUNDOWN**

Overall.....	7-0
vs. Top-5 Teams.....	0-0
vs. Top-10 Teams.....	0-0
vs. Top-25 Teams.....	0-0
vs. Unranked Teams.....	7-0
At home.....	7-0
On the road.....	0-0
At neutral sites.....	0-0
In day games.....	7-0
In night games.....	0-0
In extra innings.....	0-0
vs. teams .500 or better.....	1-0
vs. teams .500 or worse.....	6-0
vs. left-handed starter.....	4-0
vs. right-handed starter.....	3-0
When starter receives decision.....	4-0
When reliever receives decision.....	3-0
When starter goes 5+ innings.....	4-0
When starter goes less than 5 innings.....	3-0
When scoring first.....	7-0
When opponent scores first.....	0-0
When leading after 6 innings.....	6-0
When trailing after 6 innings.....	0-0
When tied after 6 innings.....	1-0
When leading after 8 innings.....	7-0
When trailing after 8 innings.....	0-0
When tied after 8 innings.....	0-0
In one-run games.....	0-0
In two-run games.....	1-0
Series W-L-T.....	2-0-0
Series sweeps/times swept.....	2/0
When scoring 0-2 runs.....	0-0
When scoring 3-5 runs.....	2-0
When scoring 6-9 runs.....	3-0
When scoring 10+ runs.....	2-0
Shutouts vs. times shut out.....	1/0
When opponent scores 5 runs or less.....	7-0
When opponent scores 5 runs or more.....	0-0
When collecting 0-3 hits.....	0-0
When collecting 4-6 hits.....	0-0
When collecting 7-9 hits.....	4-0
When collecting 10-12 hits.....	1-0
When collecting 13+ hits.....	2-0
When out-hitting opponent.....	6-0
When out-hit by opponent.....	1-0
When hits are equal.....	0-0
When hitting a home run.....	6-0
When opponent hits a home run.....	2-0
When errorless.....	3-0
When committing one error.....	2-0
When committing 2+ errors.....	2-0
When opponent is errorless.....	2-0
vs. SEC.....	0-0
vs. SEC East.....	0-0
vs. SEC West.....	0-0
vs. non-conference.....	7-0
Game 1 of weekend series.....	2-0
Game 2 of weekend series.....	2-0
Game 3 of weekend series.....	2-0
In February.....	7-0
In March.....	0-0
In April.....	0-0
In May.....	0-0
In June.....	0-0

**MULTIPLE-HIT GAMES**

Name	2	3	4	5+	Total
Christian Franklin	2	1	-	-	3
Robert Moore	2	1	-	-	3
Heston Kjerstad	-	2	-	-	2
Casey Opitz	1	1	-	-	2
Braydon Webb	2	-	-	-	2
Matt Goodheart	-	2	-	-	2
Jacob Nesbit	-	1	-	-	1
Cole Austin	1	-	-	-	1
Casey Martin	1	-	-	-	1
Zack Gregory	1	-	-	-	1
Dominic Tamez	1	-	-	-	1
Team	11	8	0	0	19

**CAREER MULTIPLE-HIT GAMES**

Name	2017	2018	2019	2020	Total
Casey Martin	--	29	26	1	56
Heston Kjerstad	--	24	24	2	50
Cole Austin	24	--	0	1	32
Braydon Webb	--	2	27	1	30
Matt Goodheart	--	--	21	2	23
Christian Franklin	--	--	17	3	20
Jacob Nesbit	--	--	12	1	13
Casey Opitz	--	2	6	2	10
Curtis Washington	--	--	3	--	3
Robert Moore	--	--	--	3	3
Zack Gregory	--	--	--	1	1
Dominic Tamez	--	--	--	1	1

**MULTIPLE-RBI GAMES**

Name	2	3	4	5+	Total
Casey Opitz	3	-	-	-	3
Robert Moore	2	1	-	-	3
Christian Franklin	2	-	-	-	2
Jacob Nesbit	2	-	-	-	2
Heston Kjerstad	-	1	-	1	2
Braydon Webb	1	-	-	-	1
Matt Goodheart	-	1	-	-	1
Cole Austin	1	-	-	-	1
Team	11	3	0	1	14

**HITTING STREAKS**

Name	CURRENT	2020	CAREER
Braydon Webb	1	3	17
Jacob Nesbit	-	4	15
Matt Goodheart	1	3	14
Heston Kjerstad	7	7	14
Casey Martin	2	2	13
Cole Austin	1	2	10
Christian Franklin	7	7	7
Casey Opitz	1	4	5
Robert Moore	4	4	4
Zack Gregory	1	1	1
Dominic Tamez	1	1	1

**REACHED BASE**

Name	CURRENT	2020	CAREER
Braydon Webb	1	4	43
Casey Martin	7	7	25
Matt Goodheart	1	5	24
Jacob Nesbit	-	4	24
Heston Kjerstad	7	7	21
Casey Opitz	1	5	10
Cole Austin	4	4	10
Christian Franklin	7	7	7
Robert Moore	6	6	6
Curtis Washington, Jr.	1	1	4
Zack Gregory	3	3	3
Curtis Washington Jr.	-	1	1
Dominic Tamez	1	1	1

**HOME RUNS**

Career Home Runs	SOLO	2R	3R	GS	Total
Heston Kjerstad	22	6	5	1	34
Casey Martin	13	7	6	1	27
Braydon Webb	1	--	--	--	15
Cole Austin	--	--	--	--	11
Christian Franklin	4	1	2	1	8
Matt Goodheart	1	4	1	--	6
Jacob Nesbit	--	1	2	--	3
Casey Opitz	1	3	--	--	4
Casey Washington, Jr.	1	--	--	--	1
Robert Moore	--	1	--	--	1

**HOME RUN BREAKDOWN**

Total.....	11
At Baum Stadium.....	11
On The Road.....	0
At Neutral Site.....	0
vs. RHP.....	11
vs. LHP.....	3
w/ 0 Outs.....	4
w/ 1 Out.....	1
w/ 2 Outs.....	6
Solo.....	6
Two-Run.....	4
Three-Run.....	1
Grand Slam.....	0
Back-To-Back.....	1
Pinch-Hit.....	0
Walk-Off.....	0
Before the 7th Inning.....	8
7th Inning and Beyond.....	2
Opponent Total.....	2
Last HR Given Up.....	2R
Longest Stretch Without HR Allowed.....	3
Current Streak of No HR Allowed.....	2

**COMEBACKS****BLOWN LEADS**

## HOME RUN CHART ||



No.	Player	Gm#	Date	Opponent	Pitcher	On Base	Inn	Outs	Count	Score	Final
1	Christian Franklin (1)	1	2/14	Eastern Illinois	Will Klein	1	5th	2	1-0	1-0	5-1
2	Heston Kjerstad (1) ^	1	2/14	Eastern Illinois	Will Klein	0	5th	2	3-1	3-0	5-1
3	Heston Kjerstad (2)	1	2/14	Eastern Illinois	Will Klein	0	7th	2	1-2	4-1	5-1
4	Braydon Webb (1) *	2	2/15	Eastern Illinois	Trevor Nicholson	0	1st	0	1-1	0-0	10-1
5	Matt Goodheart (1)	2	2/15	Eastern Illinois	Trevor Nicholson	1	1st	1	1-1	1-0	10-1
6	Heston Kjerstad (3)	3	2/16	Eastern Illinois	Foster Anshutz	2	2nd	2	0-0	2-1	12-3
7	Heston Kjerstad (4) ^	3	2/16	Eastern Illinois	Blake Malatestinic	0	6th	0	0-1	7-2	12-3
8	Casey Opitz (1)	5	2/21	Gonzaga	Reagan Haas	1	7th	2	2-2	7-3	9-3
9	Robert Moore (1)	6	2/22	Gonzaga	Alek Jacob	1	6th	2	3-2	3-0	5-0
10	Christian Franklin (2) *	7	2/23	Gonzaga	Nick Trogrlic-Iversion	0	4th	0	1-1	2-0	9-5
11	Casey Martin (1) *	7	2/23	Gonzaga	William Kempner	0	4th	0	2-1	5-0	9-5

\* - indicates lead-off home run

^ - indicates back-to-back home run



STARTERS GAME-BY-GAME

Opponent	W-L	IP	H	R	ER	BB	K
E. Illinois	W	6.2	2	1	0	1	11
E. Illinois	W	5.0	3	0	0	2	7
E. Illinois	--	3.0	6	2	2	1	2
Gonzaga	--	2.2	4	2	2	2	2
Gonzaga	W	6.0	5	3	2	3	3
Gonzaga	W	6.0	1	0	0	1	7
Gonzaga	--	3.0	5	0	0	0	1

BULLPEN GAME-BY-GAME

Opponent	W-L	IP	H	R	ER	BB	K
E. Illinois	--	2.1	2	0	0	0	2
E. Illinois	--	4.0	5	1	1	0	1
E. Illinois	W	6.0	2	1	1	4	5
Gonzaga	W	6.1	7	3	3	1	3
Gonzaga	--	3.0	0	0	0	1	1
Gonzaga	--	3.0	1	0	0	2	3
Gonzaga	W	6.0	6	5	4	1	5

RECORD PER STARTER

Pitcher (Total Starts)	Record
Connor Noland (2)	2-0
Patrick Wicklander (2)	2-0
Blake Adams (1)	0-0
Kole Ramage (1)	0-0
Caleb Bolden (1)	0-0

QUALITY STARTS

Pitcher (Total Starts)	QS	Record
Connor Noland (2)	2	2-0
Patrick Wicklander (2)	1	1-0

RUN SUPPORT

Pitcher (Total Starts)	Runs	Per Start
Connor Noland (2)	11	5.5
Patrick Wicklander (2)	15	7.5
Blake Adams (1)	7	7.0
Kole Ramage (1)	2	2.0
Caleb Bolden (1)	1	1.0

# GAME-BY-GAME BATTING ORDER ||



**2020 RECORD: 7-0 • HOME: 7-0 • AWAY: 0-0 • NEUTRAL: 0-0 • SEC: 0-0 • NCAA TOURNAMENT: 0-0**

Date	Opposing team	1	2	3	4	5	6	7	8	9
2/14	Eastern Illinois	Webb	Franklin	Kjerstad	Goodheart	Martin	Opitz	Austin	Nesbit	Moore
2/15	Eastern Illinois	Webb	Franklin	Kjerstad	Goodheart	Martin	Nesbit	Austin	Opitz	Moore
2/16	Eastern Illinois	Webb	Franklin	Kjerstad	Goodheart	Martin	Nesbit	Austin	Opitz	Moore
2/20	Gonzaga	Webb	Kjerstad	Goodheart	Martin	Franklin	Nesbit	Opitz	Austin	Moore
2/21	Gonzaga	Webb	Kjerstad	Goodheart	Martin	Franklin	Nesbit	Opitz	Austin	Moore
2/22	Gonzaga	Gregory	Kjerstad	Goodheart	Martin	Opitz	Franklin	Austin	Moore	Nesbit
2/23	Gonzaga	Webb	Kjerstad	Goodheart	Martin	Franklin	Tamez	Austin	Moore	Nesbit



## || GAME-BY-GAME DEFENSIVE LINEUPS

2020 RECORD: 7-0 • HOME: 7-0 • AWAY: 0-0 • NEUTRAL: 0-0 • SEC: 0-0 • NCAA TOURNAMENT: 0-0

Date	Opposing team	C	1B	2B	3B	SS	LF	CF	RF	DH
2/14	Eastern Illinois	Opitz	Austin	Moore	Nesbit	Martin	Webb	Franklin	Kjerstad	Goodheart
2/15	Eastern Illinois	Opitz	Austin	Moore	Nesbit	Martin	Webb	Franklin	Kjerstad	Goodheart
2/16	Eastern Illinois	Opitz	Austin	Moore	Nesbit	Martin	Webb	Franklin	Kjerstad	Goodheart
2/20	Gonzaga	Opitz	Austin	Moore	Nesbit	Martin	Webb	Franklin	Kjerstad	Goodheart
2/21	Gonzaga	Opitz	Austin	Moore	Nesbit	Martin	Webb	Franklin	Kjerstad	Goodheart
2/22	Gonzaga	Opitz	Austin	Moore	Nesbit	Martin	Gregory	Franklin	Kjerstad	Goodheart
2/23	Gonzaga	Tamez	Austin	Moore	Nesbit	Martin	Webb	Franklin	Kjerstad	Goodheart





**THE LAST TIME AN ARKANSAS PLAYER...**

4 Hits in a game ..... Trevor Ezell vs. TCU (Fayetteville Regional), June 1, 2019  
 5 Hits in a game ..... Andy Wilkins at No. 9 Oklahoma (Norman Regional), May 31, 2009  
 6 Hits in a game ..... Jeremy Jackson vs. Northeastern (Okla.), April 16, 1997

2 Hits in an inning..... Casey Opitz vs. Eastern Illinois, Feb. 16, 2019

2 Doubles in a game..... Heston Kjerstad vs. #14 Ole Miss (NCAA Super Regional), June 10, 2019  
 3 Doubles in a game..... Trevor Ezell vs. TCU (Fayetteville Regional), June 1, 2019  
 4 Doubles in a game ..... Rodney Nye vs. La. Tech, March 31, 1998  
 2 Triples in a game ..... Jax Biggers vs. Auburn (SEC Tournament), May 25, 2017

Led off a game with a HR ..... Braydon Webb vs. Eastern Illinois, Feb. 15, 2020  
 2 Home runs in a game ..... Heston Kjerstad vs. Eastern Illinois, Feb. 16, 2020  
 3 Home runs in a game ..... Chad Spanberger vs. Auburn (SEC Tournament), May 26, 2017  
 Grand Slam ..... Jack Kenley vs. #15 LSU, May 9, 2019  
 HR in consecutive AB ..... Jack Kenley vs. Stony Brook, March 2, 2019  
 HR in 4 straight games..... Aaron Murphree vs. OSU, So. Dakota St. & Siena, March 2-8, 2008  
 HR in 5 straight games..... Aaron Murphree vs. OSU, So. Dakota St. & Siena, March 2-8, 2008  
 HR in 6 straight games..... Aaron Murphree vs. OSU, So. Dakota St. & Siena, March 2-9, 2008  
 Pinch-hit home run ..... Evan Lee at Mississippi State, April 21, 2018  
 Inside the park home run..... Casey Martin vs. Kentucky, May 3, 2019  
 Back-to-Back Home Runs ..... C. Franklin and H. Kjerstad, Feb. 14, 2020

4 Runs in a game ..... Trevor Ezell vs. Ark. - Pine Bluff, April 16, 2019  
 5 Runs in a game ..... Eric Cole vs South Carolina (NCAA Super), June 11, 2018  
 6 Runs in a game ..... Trevor Ezell vs. Grambling St., April 30, 2019

4 RBI in a game..... H. Kjerstad & C. Opitz vs. #14 Ole Miss (NCAA Super Regional), June 10, 2019  
 5 RBI in a game..... C. Martin and H. Kjerstad vs. #18 Tennessee, April 27, 2019  
 6 RBI in a game..... Heston Kjerstad vs. Eastern Illinois, Feb. 16, 2020  
 7 RBI in a game ..... Chad Spanberger vs. Auburn (SEC Tournament), May 25, 2017  
 8 RBI in a game..... Rodney Nye vs. ORU, April 14, 1999  
 9 RBI in a game..... Ryan Lundquist vs. Central Missouri St., March 4, 1997

2 Stolen bases in a game..... C. Franklin vs. Central Conn. St. (NCAA Regional), May 31, 2019  
 3 Stolen bases in a game..... Andrew Benintendi vs Stephen F. Austin, April 15, 2015  
 4 Stolen bases in a game ..... Logan Forsythe vs. Ole Miss, May 19, 2007  
 Stole home..... Bobby Wernes vs. Ole Miss, March 28, 2015

2 Errors in a game ..... Casey Martin vs. Central Conn. St. (NCAA Regional), May 31, 2019  
 3 Errors in a game..... Bobby Wernes, at LSU, April 12, 2014  
 4 Errors in a game..... Chris Shaddy vs. TCU, April 27, 1980

9-Inning no-hitter ..... Scott Roehl vs. Kansas St., March 20, 2001  
 9-Inning combined no-hitter ..... Nick Schmidt (6.0), Brian McLelland (1.0) & Devin Collis (2.0) vs. Oklahoma State, February 12, 2006

7-inning combined no-hitter..... D. Taccolini (2.0), M. Cronin (3.0), & J. Alberius (2) vs. Auburn (SEC Tournament), May 25, 2017

1-Hitter ..... Trevor Stephan (7.0) at Tennessee, May 6, 2017  
 1-Hitter combined ..... P. Wicklander (5.0 IP, 1 H), K. Ramage (1.0 IP), J. Kostyshock (1.0 IP), K. Kopps (1.0 IP), M. Cronin (1.0 IP) vs. Western Illinois, March 12, 2019

2-Hitter ..... Kacey Murphy vs. Florida (SEC Tournament), May 27, 2017  
 2-Hitter combined..... P. Wicklander (6.0 IP, 1 H), C. Monke (1.0 IP, 0 H), K. Kopps (1.0 IP, 0 H), E. Trest (1.0 IP, 1 H) vs. Gonzaga, Feb. 22, 2020

3-Hitter ..... Ryne Stanek (9.0 IP), at No. 6 South Carolina, March 23, 2013  
 3-Hitter combined..... Isaiah Campbell (5.0 IP, 2 H) and Matt Cronin (2.0 IP, 1 H) vs. S. Carolina, April 14, 2018

Complete game ..... Kacey Murphy vs. Florida (SEC Tournament), May 27, 2017  
 Complete-game shutout ..... Kacey Murphy vs. Florida (SEC Tournament), May 27, 2017  
 10-inning or more start ..... Dominic Taccolini at #12 Kentucky (10 innings), April 22, 2016

Had 10 strikeouts ..... Isaiah Campbell vs. Florida State, June 15, 2019  
 Had 11 strikeouts ..... Connor Noland vs. Eastern Illinois, Feb. 14, 2020  
 Had 12 strikeouts ..... Trevor Stephan vs. Oral Roberts (NCAA Regional), June 2, 2017  
 Had 13 strikeouts ..... Isaiah Campbell vs. Stony Brook, March 1, 2019  
 Had 14 strikeouts ..... David Walling vs. South Carolina, May 16, 1999  
 Had 15 strikeouts ..... Nick Schmidt vs. Auburn, May 18, 2006  
 Had 16 strikeouts ..... David Walling vs. Eastern Illinois, Feb. 20, 1998  
 Had 17 strikeouts ..... Jess Todd vs. South Carolina (SEC Tournament), May 24, 2007

**THE LAST TIME AN ARKANSAS TEAM...**

Scored 10 runs ..... vs. Eastern Illinois, Feb. 15, 2020  
 Scored 11 runs..... vs. #14 Ole Miss (NCAA Super Regional), June 8, 2019  
 Scored 12 runs..... vs. Eastern Illinois, Feb. 16, 2020  
 Scored 13 runs..... vs. South Carolina (SEC Tournament), May 23, 2018  
 Scored 14 runs ..... vs. #14 Ole Miss (NCAA Super Regional), June 10, 2019  
 Scored 15 runs..... vs. #18 Tennessee, April 27, 2019  
 Scored 16 runs ..... vs. Ark. - Pine Bluff, April 16, 2019  
 Scored 17 runs..... vs. Grambling St., April 30, 2019  
 Scored 18 runs ..... vs. Dayton, Feb. 28, 2018  
 Scored 19 runs ..... vs. Northwestern State, April 23, 2019  
 Scored 20 runs ..... vs. Mississippi Valley State, Feb. 24, 2016  
 Scored 21 runs..... vs. Mississippi Valley State, Feb. 23, 2016  
 Scored 22 runs ..... vs. Louisiana Tech, Feb. 14, 2004  
 Scored 23 runs..... Never  
 Scored 24 runs ..... Missouri Southern, Feb. 11, 1998  
 Scored 25 runs ..... Missouri Southern, Feb. 4, 2001  
 Scored 26 runs ..... vs. Iowa (in Arlington, Texas), Feb. 14, 1997  
 Scored 27 runs..... Never  
 Scored 28 runs ..... vs. Wisconsin-Milwaukee (2), Feb. 18, 2007  
 Scored 29 runs ..... Morningside, April 6, 1968  
 Scored 30 runs ..... at South Carolina, March 30, 1997  
 Scored 31-32 runs ..... 32 vs. Bucknell, Feb. 17, 2018  
 Scored 33 + runs ..... 33 vs. Southwest Baptist, March 21, 1984

Had 14 hits ..... vs. Gonzaga, Feb. 23, 2020  
 Had 15 hits ..... vs. Eastern Illinois, Feb. 16, 2020  
 Had 16 hits ..... vs. #18 Tennessee, April 26, 2019  
 Had 17 hits ..... vs. No. 13 Auburn, April 7, 2018  
 Had 18 hits ..... vs. #18 Tennessee, April 27, 2019  
 Had 19 hits ..... vs. Northwestern State, April 23, 2019  
 Had 20 hits ..... vs. Dayton, Feb. 28, 2018  
 Had 21 hits ..... Kentucky, April 28, 2001  
 Had 22 hits ..... at #6 Vanderbilt, April 14, 2019  
 Had 23 hits ..... Centenary, March 31, 1999  
 Had 24 hits ..... Georgia, March 17, 2001  
 Had 25 hits ..... at Centenary, March 23, 2005  
 Had 26-29 hits ..... 28 at South Carolina, March 30, 1997  
 Had 30 hits ..... vs. Saint Louis, April 7, 2010  
 Had 31+ hits ..... 32 vs. Southwest Baptist, March 21, 1984

Hit four or more home runs in a game ..... 5 - Ezell, Martin (2), Goodheart, Kenley at #17 Texas A&M, May 16, 2019  
 Hit five or more home runs in a game ..... 5 - Ezell, Martin (2), Goodheart, Kenley at #17 Texas A&M, May 16, 2019  
 Hit six or more home runs in a game ..... 6 - Jared Gates, Luke Bonfield, Carson Shaddy, Dominic Fletcher, Grant. Koch, Casey Martin vs. Bucknell, Feb. 17, 2018

4 Errors in a game ..... at #17 Texas A&M, May 18, 2019  
 5 Errors in a game ..... vs. South Carolina (SEC Tournament), May 23, 2018  
 6 Errors in a game ..... vs. Eastern Illinois, March 5, 2016  
 7 Errors in a game ..... vs. La. Tech, March 20, 2001

Was Shutout ..... vs. Florida State, June 15, 2019  
 Was Shutout Back-to-Back ..... vs. LSU, April 23-24, 2005 (7-0, 6-0)  
 Held to 1 hit ..... vs. Missouri State, May 17, 2016  
 Held to 2 hits ..... vs. Oregon State, June 28, 2018  
 Held to 3 hits ..... vs. LSU, May 26, 2018 (2-1)  
 Did not strikeout ..... vs. Eastern Illinois, Feb. 16, 2019

Swept an SEC Home Series (three games) ..... vs. #18 Tennessee, April 26-28, 2019  
 Swept an SEC Road Series (three games) ..... at Alabama, April 30-May 2, 2015  
 Was Swept in SEC Home Series ..... vs. Alabama, May 13-15, 2016  
 Was Swept in SEC Road Series ..... at Mississippi State, April 20-21, 2018  
 Swept a Non-conference Home Series ..... vs. Gonzaga, Feb. 20-23, 2020  
 Swept a Non-conference Road Series ..... at McNeese State, March 23-24, 2010  
 Was Swept in a Non-conference Home Series ..... Gonzaga, March 10-11, 2015  
 Was Swept in a Non-conference Road Series ..... at Nebraska, April 16, 2013  
 Won a Non-conference Home Series ..... vs. Gonzaga, Feb. 20-23, 2020  
 Lost a Non-conference Home Series ..... vs. South Alabama, February 28-March 1, 2014  
 Lost a Non-conference Road Series ..... at Nebraska, April 16, 2013  
 Back-to-Back Shutouts ..... UK (1-0) April 22 and UK (2-0) April 22-23, 2016  
 Most Consecutive Shutouts ..... 4 vs. Wisconsin (March 15-16, 1980)  
 Shut out an opponent at home ..... vs. Gonzaga (5-0), Feb. 22, 2020  
 Shut out an opponent on the road ..... at #15 Auburn (8-0), April 6, 2019  
 Shut out an SEC opponent at home ..... vs. Missouri (2-0), March 15, 2019  
 Shut out an SEC opponent on the road ..... at #15 Auburn (8-0), April 6, 2019



# || GAME-BY-GAME HITTING

2020 RECORD: 7-0 • HOME: 7-0 • AWAY: 0-0 • NEUTRAL: 0-0 • SEC: 0-0 • NCAA TOURNAMENT: 0-0

Date	Opponent	AB	R	H	RBI	2B	3B	HR	BB	IBB	SB	CS	HBP	SAC	SF	GDP	K	PO	A	E	Avg
2/14	Eastern Illinois	31	5	8	5	1	0	3	6	1	0	0	0	0	0	1	8	27	10	1	.258
2/15	Eastern Illinois	35	10	12	10	3	0	2	8	2	1	1	0	0	0	0	3	27	11	0	.303
2/16	Eastern Illinois	42	12	15	11	4	0	2	4	0	1	0	3	0	0	0	9	27	8	1	.324
2/20	Gonzaga	32	7	8	6	2	0	0	6	0	0	0	0	0	0	0	7	27	11	0	.307
2/21	Gonzaga	30	9	9	8	1	1	1	3	1	0	0	1	2	2	0	10	27	14	2	.306
2/22	Gonzaga	33	5	9	4	2	0	1	5	0	4	0	1	1	0	0	8	27	10	0	.300
2/23	Gonzaga	36	9	14	8	2	0	2	6	0	1	0	0	0	0	1	6	27	11	2	.314
<b>Totals</b>		<b>239</b>	<b>57</b>	<b>75</b>	<b>52</b>	<b>15</b>	<b>1</b>	<b>11</b>	<b>38</b>	<b>4</b>	<b>7</b>	<b>1</b>	<b>5</b>	<b>3</b>	<b>2</b>	<b>2</b>	<b>51</b>	<b>189</b>	<b>75</b>	<b>6</b>	<b>.314</b>



2020 RECORD: 7-0 • HOME: 7-0 • AWAY: 0-0 • NEUTRAL: 0-0 • SEC: 0-0 • NCAA TOURNAMENT: 0-0

Date	Opponent	IP	H	R	ER	BB	SO	2B	3B	HR	WP	BK	HBP	DP	IBB	Score	W	L	SV	ERA
2/14	Eastern Illinois	9.0	4	1	0	1	13	0	0	0	0	0	1	0	0	5-1	1	0	0	0.00
2/15	Eastern Illinois	9.0	8	1	1	2	11	3	0	0	0	0	2	1	0	10-1	2	0	0	0.50
2/16	Eastern Illinois	9.0	8	3	3	5	7	0	0	0	0	0	0	1	0	12-3	3	0	0	1.33
2/20	Gonzaga	9.0	11	5	5	3	5	2	1	1	0	0	2	0	0	7-5	4	0	1	2.25
2/21	Gonzaga	9.0	5	3	2	5	4	0	0	1	0	0	0	1	0	9-3	5	0	1	2.20
2/22	Gonzaga	9.0	2	0	0	3	10	0	0	0	0	0	1	1	0	5-0	6	0	1	1.83
2/23	Gonzaga	9.0	11	5	4	1	6	1	0	0	1	0	0	2	0	9-5	7	0	1	2.14
<b>Totals</b>		<b>63.0</b>	<b>49</b>	<b>18</b>	<b>15</b>	<b>20</b>	<b>56</b>	<b>6</b>	<b>1</b>	<b>2</b>	<b>1</b>	<b>0</b>	<b>6</b>	<b>6</b>	<b>0</b>	<b>57-18</b>	<b>7</b>	<b>0</b>	<b>1</b>	<b>2.14</b>

## TEAM GAME HIGHS

### Team Batting

At bats:	42	vs Eastern Illinois (Feb 16, 2020)
Runs scored:	12	vs Eastern Illinois (Feb 16, 2020)
Hits:	15	vs Eastern Illinois (Feb 16, 2020)
RBI's:	11	vs Eastern Illinois (Feb 16, 2020)
Doubles:	4	vs Eastern Illinois (Feb 16, 2020)
Triples:	1	vs Gonzaga (Feb 21, 2020)
Home runs:	3	vs Eastern Illinois (Feb 14, 2020)
Total bases:	25	vs Eastern Illinois (Feb 16, 2020)
Walks:	8	vs Eastern Illinois (Feb 15, 2020)
Strikeouts:	10	vs Gonzaga (Feb 21, 2020)
Sac hits:	2	vs Gonzaga (Feb 21, 2020)
Sac flies:	2	vs Gonzaga (Feb 21, 2020)
Stolen bases:	4	vs Gonzaga (Feb 22, 2020)
Hit by pitch:	3	vs Eastern Illinois (Feb 16, 2020)
Caught stealing:	1	vs Eastern Illinois (Feb 15, 2020)
Runners LOB:	13	vs Eastern Illinois (Feb 16, 2020)
Hit into DP:	1	vs Eastern Illinois (Feb 14, 2020)
	1	vs Gonzaga (Feb 23, 2020)

### Fielding

Putouts:	27	(7 times )
Assists:	14	vs Gonzaga (Feb 21, 2020)
Errors:	2	vs Gonzaga (Feb 23, 2020)
	2	vs Gonzaga (Feb 21, 2020)
Passed balls:		
DPs turned:	2	vs Gonzaga (Feb. 23, 2020)

### Pitching

Innings pitched:	9.0	(7 times )
Runs allowed:	5	vs Gonzaga (Feb 23, 2020)
	5	vs Gonzaga (Feb 20, 2020)
Earned runs:	5	vs Gonzaga (Feb 20, 2020)
Walks allowed:	5	vs Gonzaga (Feb 21, 2020)
	5	vs Eastern Illinois (Feb 16, 2020)
Strikeouts:	13	vs Eastern Illinois (Feb 14, 2020)
Hits allowed:	11	vs Gonzaga (Feb 23, 2020)
	11	vs Gonzaga (Feb 20, 2020)
Doubles allowed:	3	vs Eastern Illinois (Feb 15, 2020)
Triples allowed:	1	vs Gonzaga (Feb 20, 2020)
Homers allowed:	1	vs Gonzaga (Feb 21, 2020)
	1	vs Gonzaga (Feb 20, 2020)
Wild pitches:	1	vs Gonzaga (Feb 23, 2020)
Hit batters:	2	vs Gonzaga (Feb 20, 2020)
	2	vs Eastern Illinois (Feb 16, 2020)

## INDIVIDUAL GAME HIGHS

### Individual Batting


At bats:	6	Braydon Webb vs Eastern Illinois (Feb 16, 2020)
	6	Matt Goodheart vs Eastern Illinois (Feb 16, 2020)
Runs scored:	3	Casey Opitz vs Gonzaga (Feb 21, 2020)
	3	Braydon Webb vs Eastern Illinois (Feb 16, 2020)
Hits:	3	(8 times )
RBI's:	6	Heston Kjerstad vs Eastern Illinois (Feb 16, 2020)
Doubles:	1	(15 times )
Triples:	1	Casey Opitz vs Gonzaga (Feb 21, 2020)
Home runs:	2	Heston Kjerstad vs Eastern Illinois (Feb 16, 2020)
	2	Heston Kjerstad vs Eastern Illinois (Feb 14, 2020)
Total bases:	10	Heston Kjerstad vs Eastern Illinois (Feb 16, 2020)
Walks:	2	(6 times )
Strikeouts:	3	(4 times )
Sac hits:	1	Jacob Nesbit vs Gonzaga (Feb 22, 2020)
	1	Casey Martin vs Gonzaga (Feb 21, 2020)
	1	Braydon Webb vs Gonzaga (Feb 21, 2020)
Sac flies:	1	Braydon Webb vs Gonzaga (Feb 21, 2020)
	1	Christian Franklin (Feb 21, 2020)
Stolen bases:	1	(7 times )
Hit by pitch:	1	(5 times )
Caught stealing:	1	Casey Opitz vs Eastern Illinois (Feb 15, 2020)
Runners LOB:	4	Casey Martin vs Gonzaga (Feb 22, 2020)
	4	Cole Austin vs Eastern Illinois (Feb 16, 2020)
	4	Robert Moore vs Eastern Illinois (Feb 14, 2020)

### Fielding

Putouts:	14	Cole Austin vs Gonzaga (Feb 21, 2020)
Assists:	8	Jacob Nesbit vs Gonzaga (Feb 21, 2020)
Errors:	1	(6 times )
Passed balls:		

### Pitching

Innings pitched:	6.2	Connor Noland vs Eastern Illinois (Feb 14, 2020)
Runs allowed:	3	Blake Adams vs Gonzaga (Feb 23, 2020)
	3	Connor Noland vs Gonzaga (Feb 21, 2020)
	3	Kevin Kopps vs Gonzaga (Feb 20, 2020)
Earned runs:	3	Blake Adams vs Gonzaga (Feb 23, 2020)
	3	Kevin Kopps vs Gonzaga (Feb 20, 2020)
Walks Allowed:	3	Connor Noland vs Gonzaga (Feb 21, 2020)
Strikeouts:	11	Connor Noland vs Eastern Illinois (Feb 14, 2020)
Hits allowed:	6	Blake Adams vs Eastern Illinois (Feb 16, 2020)
Doubles allowed:	3	Caleb Bolden vs Eastern Illinois (Feb 15, 2020)
Triples allowed:	1	Kevin Kopps vs Gonzaga (Feb 20, 2020)
Homers allowed:	1	Connor Noland vs Gonzaga (Feb 21, 2020)
	1	Kole Ramage vs Gonzaga (Feb 20, 2020)
Wild pitches:	1	Kole Ramage vs Gonzaga (Feb 23, 2020)
Hit batters:	1	(6 times )



# BLAKE ADAMS

RHP • R/R • 6-2 • 205 • Freshman  
Springdale, Ark. • Har-Ber HS

# 28

## SEASON HIGHS

Category	High	Opponent (Last)	Date
Innings	3.0	Eastern Illinois	2/16/20
Longest Start	3.0	Eastern Illinois	2/16/20
Shortest Start	3.0	Eastern Illinois	2/16/20
Longest Relief	--	--	--
Hits	6	Eastern Illinois	2/16/20
Runs	3	Gonzaga	2/23/20
Earned Runs	3	Gonzaga	2/23/20
Walks	1	2x (Gonzaga)	2/23/20
Strikeouts	2	Eastern Illinois	2/16/20

## ADAMS' CAREER APPEARANCES

Blake Adams 2020 Game-By-Game (Freshman)  
(2 Appearances, 1 Starts)

Date	Opponent	IP	H	R-ER	BB	K	Result
2/16	Eastern Illinois	3.0	6	2-2	1	2	ND
2/23	Gonzaga	0.1	2	3-3	1	1	ND
<b>TOTALS</b>	<b>1 G, 1 GS</b>	<b>3.1</b>	<b>8</b>	<b>5-5</b>	<b>2</b>	<b>3</b>	<b>0-0</b>

## BIO

### 2020 TRENDS

#### As a Freshman (2020)


Started the series finale against Eastern Illinois (2/16) ... Pitched 3.0 innings, allowing two runs on six hits and a walk ... Struck out two batters ... Tossed a 1-2-3 opening frame, striking out the first hitter he faced ... Induced a pop up and 6-4-3 double play in the second & third innings to limit the runs allowed to one in each frame ... Appeared in relief in the fifth inning against Gonzaga on Feb. 23, giing up three runson two hits and a walk.

#### Springdale Har-Ber High School

Ranked No. 65 player in the nation and No. 1 player in the state of Arkansas according to Perfect Game ... Played in the Perfect Game 17U World Series in July with the Sticks Baseball Academy and was named to the All-Tournament Team ... Also pitched in the 17U WWBA National Championship last summer ... Took part in the Team USA Under 18 National Team Trials ... Led Springdale Har-Ber to an Arkansas Class 7A state title as a junior, throwing a complete game shutout in the title game victory over Conway ... Named the 2018 state tournament MVP ... Named to 2017-18 First Team All-USA Arkansas Baseball ... Completed his junior season with a 7-2 record and a 2.05 ERA and also hit .411 with eight home runs and 42 RBIs ... Enters his senior season with a 16-6 career record with a 1.62 ERA ... Named All-State in 2018 ... Played under head coach Ron Bradley at Springdale Har-Ber.

### Blake Adams Career Stats

Year	ERA	W	L	App	GS	CG	SHO	CBO	SV	IP	H	R	ER	BB	SO	2B	3B	HR	BF	B/Avg	WP	HBP	BK	SFA	SHA	PO	A	E	FLD%
2020	13.50	0	0	2	1	0	0	0	0	3.1	8	5	5	2	3	1	0	0	19	.471	0	0	0	0	0	0	0	0	.000
<b>TOTAL</b>	<b>13.50</b>	<b>0</b>	<b>0</b>	<b>2</b>	<b>1</b>	<b>0</b>	<b>0</b>	<b>0</b>	<b>0</b>	<b>3.1</b>	<b>8</b>	<b>5</b>	<b>5</b>	<b>2</b>	<b>3</b>	<b>1</b>	<b>0</b>	<b>0</b>	<b>19</b>	<b>.471</b>	<b>0</b>	<b>0</b>	<b>0</b>	<b>0</b>	<b>0</b>	<b>0</b>	<b>0</b>	<b>0</b>	<b>.000</b>



## CALEB BOLDEN

RHP • R/R • 6-2 • 190 • Redshirt-Sophomore  
 Texarkana, Texas • Pleasant Grove HS

# 31

### CAREER HIGHS

Category	High	Opponent (Last)	Date
Innings	7.0	ULM	4/4/18
Longest Start	7.0	ULM	4/4/18
Shortest Start	1.0	Missouri State	4/17/18
Longest Relief	3.0	2x (Texas)	3/14/18
Hits	7	2x (ULM)	4/4/18
Runs	3	3x (Missouri State)	4/17/18
Earned Runs	3	3x (Missouri State)	4/17/18
Walks	3	Kent State	3/9/18
Strikeouts	6	2x (Grambling St.)	4/10/18

### BOLDEN'S CAREER APPEARANCES

Caleb Bolden Game-By-Game (Redshirt-Sophomore)  
 (2 Appearances, 1 Starts)

Date	Opponent	IP	H	R-ER	BB	K	Result
2/15/20	Eastern Illinois	3.0	3	0-0	0	3	ND
2/23/20	Gonzaga*	3.0	5	0-0	0	1	ND
<b>TOTALS</b>	<b>2 G, 1 GS</b>	<b>6.0</b>	<b>8</b>	<b>0-0</b>	<b>0</b>	<b>4</b>	<b>0-0</b>

Caleb Bolden Game-By-Game (Freshman)  
 (10 Appearances, 4 Starts)

Date	Opponent	IP	H	R-ER	BB	K	Result
2/18/18	Bucknell	3.0	2	0-0	1	0	ND
2/28/18	Dayton*	6.0	7	0-0	0	6	W, 1-0
3/9/18	Kent State	0.2	1	3-3	3	1	ND
3/14/18	Texas	3.0	1	0-0	2	3	W, 2-0
3/24/18	at #2 Florida	1.0	1	3-3	2	0	ND
4/3/18	ULM*	7.0	7	0-0	0	5	W, 3-0
4/10/18	Grambling St.*	5.0	4	2-2	2	6	ND
4/17/18	Missouri St.*	1.0	4	3-3	1	2	ND
4/29/18	Alabama	2.0	3	1-1	2	2	ND
6/2/18	Southern Miss	0.0	3	2-2	0	0	ND
<b>TOTALS</b>	<b>10 G, 4 GS</b>	<b>28.2</b>	<b>33</b>	<b>14-14</b>	<b>13</b>	<b>25</b>	<b>3-0</b>

### 2020 TRENDS

#### As a Redshirt-Sophomore

Appeared as the first reliever in Saturday's game against Eastern Illinois ... First outing on the mound since returning from injury that sidelined him for the 2019 season ... Tossed three scoreless frames, allowing three hits, no runs or walks, while striking out three ... Fifth scoreless outing of his collegiate career ... Picked up his first start since April 17, 2018, on Feb. 23, 2020, throwing 3.0 frames against Gonzaga in Arkansas' 9-5 win ... Did not allow a run, giving up five hits with one strikeout in 12 batters faced ... Exited the game with two runners on base and no outs in the fourth inning, as Marshall Denton struck out the next three hitters to keep his line clean.

### Caleb Bolden Career Stats

Year	ERA	W	L	App	GS	CG	SHO	CBO	SV	IP	H	R	ER	BB	SO	2B	3B	HR	BF	B/Avg	WP	HBP	BK	SFA	SHA	PO	A	E	FLD%
2018	4.40	3	0	10	4	0	0	1	0	28.2	33	14	14	13	25	3	0	2	125	.306	5	2	0	0	2	3	5	0	1.000
2020	0.00	0	0	2	0	0	0	0	0	6.0	8	0	0	0	4	3	0	0	24	.364	0	1	0	0	1	0	0	0	.000
<b>TOTAL</b>	<b>3.63</b>	<b>3</b>	<b>0</b>	<b>12</b>	<b>4</b>	<b>0</b>	<b>0</b>	<b>1</b>	<b>0</b>	<b>34.2</b>	<b>41</b>	<b>14</b>	<b>14</b>	<b>13</b>	<b>29</b>	<b>6</b>	<b>0</b>	<b>2</b>	<b>149</b>	<b>.315</b>	<b>5</b>	<b>3</b>	<b>0</b>	<b>0</b>	<b>3</b>	<b>3</b>	<b>5</b>	<b>0</b>	<b>1.000</b>



# JACOB BURTON

RHP • R/R • 6-0 • 180 • Sophomore  
Diana, Texas • New Diana HS

# 21

## CAREER HIGHS

Category	High	Opponent (Last)	Date
Innings	2.0	Eastern Illinois	2/16/19
Longest Start	--	--	--
Shortest Start	--	--	--
Longest Relief	2.0	Eastern Illinois	2/16/19
Hits	3	Eastern Illinois	2/16/19
Runs	3	Eastern Illinois	2/16/19
Earned Runs	3	Eastern Illinois	2/16/19
Walks	2	Eastern Illinois	2/16/20
Strikeouts	2	Eastern Illinois	2/16/20

## BURTON'S CAREER APPEARANCES

Jacob Burton 2020 Game-By-Game (Sophomore)  
(2 Appearances, 0 Starts)

Date	Opponent	IP	H	R-ER	BB	K	Result
2/16/20	Eastern Illinois	1.0	0	0-0	2	2	ND
2/21/20	Gonzaga	1.0	0	0-0	1	1	ND
<b>TOTALS</b>	<b>2 G, 0 GS</b>	<b>2.0</b>	<b>0</b>	<b>0-0</b>	<b>3</b>	<b>3</b>	<b>0-0</b>

Jacob Burton 2019 Game-By-Game (Freshman)  
(11 Appearances, 0 Starts)

Date	Opponent	IP	H	R-ER	BB	K	Result
2/16/19	Eastern Illinois	2.0	3	3-3	1	0	ND
2/27/19	Memphis	1.0	1	0-0	1	1	ND
3/2/19	Stony Brook	1.0	1	0-0	0	1	ND
3/6/19	Charlotte	1.0	1	0-0	0	1	ND
3/8/19	Louisiana Tech	0.1	1	1-1	0	1	ND
3/20/19	at #9 Texas	0.0	0	1-0	1	0	ND
4/2/19	Little Rock	0.0	1	1-0	0	0	ND
4/24/19	Northwestern St.	1.0	1	1-1	1	1	ND
4/27/19	#18 Tennessee	1.0	1	0-0	0	1	ND
4/30/19	Grambling St.	1.0	0	0-0	1	1	ND
5/9/19	#15 LSU	1.0	0	0-0	1	0	ND
<b>TOTALS</b>	<b>11 G, 0 GS</b>	<b>9.1</b>	<b>10</b>	<b>7-5</b>	<b>6</b>	<b>7</b>	<b>0-0</b>

## 2020 TRENDS

### As a Sophomore

Made first appearance of the year on Feb. 16, pitching the eighth against Eastern Illinois ... Pitched a scoreless frame, walking two and striking out two ... First game with multiple strikeouts ... Seventh outing with no runs allowed, fourth-straight dating back to 2019 season ... Tossed a scoreless ninth inning against Gonzaga on Feb. 21 ... Allowed one walk and struck out one Bulldog ... Back-to-back shutout outings .... Eighth appearance with no runs allowed.

### Jacob Burton Career Stats

Year	ERA	W	L	App	GS	CG	SHO	CBO	SV	IP	H	R	ER	BB	SO	2B	3B	HR	BF	B/Avg	WP	HBP	BK	SFA	SHA	PO	A	E	FLD%
2019	4.82	0	0	11	0	0	0	0	0	9.1	10	7	5	6	7	4	0	2	44	.278	1	2	0	0	0	0	0	1	.000
2020	0.00	0	0	2	0	0	0	0	0	2.0	0	0	0	3	3	0	0	0	9	.000	0	0	0	0	0	0	0	0	.000
<b>TOTAL</b>	<b>3.97</b>	<b>0</b>	<b>0</b>	<b>13</b>	<b>0</b>	<b>0</b>	<b>0</b>	<b>0</b>	<b>0</b>	<b>11.1</b>	<b>10</b>	<b>7</b>	<b>5</b>	<b>9</b>	<b>10</b>	<b>4</b>	<b>0</b>	<b>2</b>	<b>53</b>	<b>.238</b>	<b>1</b>	<b>2</b>	<b>0</b>	<b>0</b>	<b>0</b>	<b>0</b>	<b>0</b>	<b>1</b>	<b>.000</b>



# MARSHALL DENTON

RHP • R/R • 5-11 • 170 • R-Junior  
Beebe, Ark. • Beebe HS

# 29

## CAREER HIGHS

Category	High	Opponent (Last)	Date
Innings	5.2	at Auburn	4/21/17
Longest Start	--	--	--
Shortest Start	--	--	--
Longest Relief	5.2	at Auburn	4/21/17
Hits	7	at Auburn	4/21/17
Runs	5	at Auburn	4/21/17
Earned Runs	5	at Auburn	4/21/17
Walks	2	2x (at No. 6 Vanderbilt)	4/13/19
Strikeouts	5	at Auburn	4/21/17

## DENTON'S CAREER APPEARANCES

Marshall Denton 2020 Game-By-Game (R-Junior)  
(3 Appearances, 0 Starts)

Date	Opponent	IP	H	R-ER	BB	K	Result
2/14/20	Eastern Illinois	1.1	1	0-0	0	1	ND
2/21/20	Gonzaga	1.0	0	0-0	1	0	ND
2/23/20	Gonzaga	1.0	0	0-0	0	3	1-0
<b>TOTALS</b>	<b>3 G, 0 GS</b>	<b>3.1</b>	<b>1</b>	<b>0-0</b>	<b>1</b>	<b>4</b>	<b>1-0</b>

Marshall Denton 2019 Game-By-Game (R-Sophomore)  
(24 Appearances, 3 Starts)

Date	Opponent	IP	H	R-ER	BB	K	Result
2/16/19	Eastern Illinois-1	1.0	1	0-0	0	1	ND
2/16/19	Eastern Illinois-2	1.0	1	0-0	0	0	ND
2/23/19	at USC	0.0	1	1-1	0	0	L, 0-1
3/2/19	Stony Brook	1.0	1	0-0	0	1	ND
3/9/19	Louisiana Tech	0.2	0	0-0	0	1	ND
3/13/19	Western Illinois*	3.0	2	0-0	0	3	W, 1-1
3/20/19	at #9 Texas*	2.0	1	0-0	1	1	ND
3/22/19	at Alabama	0.1	1	0-0	0	0	ND
3/26/19	at Missouri St.	0.2	3	1-1	0	1	ND
3/31/19	#21 Ole Miss	1.0	0	0-0	0	1	ND
4/2/19	Little Rock	2.0	4	4-2	0	2	ND
4/9/19	Oral Roberts*	2.0	3	3-3	0	2	ND
4/13/19	at #6 Vanderbilt	1.0	0	0-0	0	2	ND
4/14/19	at #6 Vanderbilt	0.2	0	0-0	0	2	S, 1
4/16/19	Ark.- Pine Bluff	0.2	1	0-0	1	1	ND
4/19/19	#2 Mississippi St.	1.0	0	0-0	0	1	ND
4/24/19	Northwestern St.*	3.0	5	4-4	0	3	ND
4/28/19	#18 Tennessee	0.2	1	1-1	0	0	ND
4/30/19	Grambling St.	2.0	1	0-0	0	4	W, 2-1
5/5/19	at Kentucky	0.2	0	0-0	0	1	ND
5/11/19	#15 LSU	1.0	0	0-0	0	2	ND
5/17/19	at #17 Texas A&M	2.0	1	0-0	1	2	ND
5/31/19	vs. Central Conn.	2.0	3	3-3	1	1	ND
6/8/19	vs. #14 Ole Miss	0.2	0	0-0	1	0	ND
<b>TOTALS</b>	<b>24 G, 3 GS</b>	<b>30.0</b>	<b>30</b>	<b>17-15</b>	<b>5</b>	<b>32</b>	<b>2-1 (1 SV)</b>

Marshall Denton 2017 Game-By-Game (Freshman)  
(7 Appearances, 0 Starts)

Date	Opponent	IP	H	R-ER	BB	K	Result
2/25/17	Bryant	0.1	0	0-0	0	0	ND
3/4/17	vs. Nebraska	0.1	0	0-0	1	0	ND
3/7/17	ULM	1.0	2	0-0	0	2	ND
3/16/17	Alcorn State	1.0	0	0-0	0	1	ND
4/4/17	Grand Canyon	1.0	0	0-0	0	1	ND
4/18/17	Memphis	1.0	0	0-0	0	1	ND
4/21/17	at Auburn	5.2	7	5-5	2	5	ND
4/25/17	vs. Kansas State	0.0	1	1-1	0	0	ND
<b>TOTALS</b>	<b>8 G, 0 GS</b>	<b>10.1</b>	<b>10</b>	<b>6-6</b>	<b>3</b>	<b>10</b>	<b>0-0</b>

## 2020 TRENDS


### As a Redshirt-Junior

First reliever used for the Hogs this season ... Pitched 1.1 frames of relief vs. Eastern Illinois on Feb. 14 ... Allowed one hit and struck out one ... Got the Razorbacks out of a jam after the first run was given up ... Worked an inning of relief against Gonzaga on Feb. 21 in Arkansas' 9-3 win ... Got the win on Feb. 23 after coming in with two runners on and nobody out, striking out the side to keep the Zags off the board ... Fourth consecutive outing with no runs allowed and eighth in the last nine appearances on the mound, dating back to last season.

## Marshall Denton Career Stats

Year	ERA	W	L	App	GS	CG	SHO	CBO	SV	IP	H	R	ER	BB	SO	2B	3B	HR	BF	B/Avg	WP	HBP	BK	SFA	SHA	PO	A	E	FLD%
2017	5.23	0	0	8	0	0	0	0	0	10.1	10	6	6	3	10	3	0	3	45	.244	0	1	0	0	0	0	2	0	1.000
2018	REDSHIRT SEASON																												
2019	4.50	2	0	24	4	0	0	0	1	30.0	30	17	15	3	31	6	1	4	128	.254	2	2	1	1	2	2	2	0	1.000
2020	0.00	1	0	3	0	0	0	0	0	3.1	1	0	0	1	4	0	0	0	13	.091	0	1	0	0	0	0	0	0	.000
<b>TOTAL</b>	<b>4.33</b>	<b>3</b>	<b>0</b>	<b>35</b>	<b>4</b>	<b>0</b>	<b>0</b>	<b>0</b>	<b>1</b>	<b>43.2</b>	<b>41</b>	<b>23</b>	<b>21</b>	<b>9</b>	<b>45</b>	<b>9</b>	<b>1</b>	<b>7</b>	<b>186</b>	<b>.243</b>	<b>2</b>	<b>4</b>	<b>1</b>	<b>1</b>	<b>2</b>	<b>2</b>	<b>4</b>	<b>0</b>	<b>1.000</b>





# KEVIN KOPPS

RHP • R/R • 6-0 • 205 • R-Junior  
 Sugar Land, Texas • George Ranch HS

# 45

## CAREER HIGHS

Category	High	Opponent (Last)	Date
Innings	5.2	Georgia	4/15/17
Longest Start	3.1	2x (Bryant)	2/26/17
Shortest Start	2.0	2x (Missouri St.)	6/4/17
Longest Relief	5.2	Georgia	4/15/17
Hits	5	3x (vs. No. 14 Ole Miss)	6/9/19
Runs	4	No. 14 Ole Miss	6/9/19
Earned Runs	4	No. 14 Ole Miss	6/9/19
Walks	3	2x (at Missouri)	3/26/17
Strikeouts	5	Miami (Ohio)	2/19/17

## KOPPS' CAREER APPEARANCES

Kevin Kopps 2019 Game-By-Game (R-Junior)  
 (3 Appearances, 0 Starts)

Date	Opponent	IP	H	R-ER	BB	K	Result
2/14/20	Eastern Illinois	1.0	1	0-0	0	1	ND
2/20/20	Gonzaga	2.1	4	3-3	0	0	ND
2/22/20	Gonzaga	1.0	0	0-0	1	0	ND
<b>TOTALS</b>	<b>3 G, 0 GS</b>	<b>4.0</b>	<b>5</b>	<b>3-3</b>	<b>1</b>	<b>1</b>	<b>0-0</b>

Kevin Kopps 2019 Game-By-Game (R-Sophomore)  
 (29 Appearances, 0 Starts)

Date	Opponent	IP	H	R-ER	BB	K	Result
2/22/19	at USC	2.2	3	0-0	0	0	ND
3/1/19	Stony Brook	1.0	1	1-1	0	2	ND
3/6/19	Charlotte	1.0	0	0-0	1	2	ND
3/8/19	Louisiana Tech	2.0	0	0-0	0	3	W, 1-0
3/10/19	Louisiana Tech	1.0	1	0-0	1	1	ND
3/12/19	Western Illinois	1.0	0	0-0	1	2	ND
3/16/19	Missouri	0.1	1	0-0	0	0	ND
3/17/19	Missouri	1.2	1	0-0	1	1	ND
3/24/19	at Alabama	1.1	0	0-0	0	4	ND
3/26/19	at Missouri St.	1.0	1	0-0	0	2	ND
3/30/19	#21 Ole Miss	1.0	2	1-1	0	0	L, 1-1
3/31/19	#21 Ole Miss	0.2	2	3-3	1	1	L, 1-2
4/5/19	at #15 Auburn-1	0.2	2	2-2	0	1	L, 1-3
4/5/19	at #15 Auburn-2	1.1	0	0-0	0	2	W, 2-3
4/9/19	Oral Roberts	2.0	2	0-0	0	2	ND
4/12/19	at #6 Vanderbilt	0.1	0	0-0	0	1	ND
4/14/19	at #6 Vanderbilt	1.0	0	0-0	0	1	ND
4/19/19	at #2 Mississippi St.	3.0	0	0-0	1	3	W, 3-3
4/23/19	Northwestern St.	1.0	3	1-1	0	1	ND
4/26/19	#18 Tennessee	2.0	4	2-2	0	3	W, 4-3
5/3/19	at Kentucky	0.0	1	1-1	2	0	ND
5/5/19	at Kentucky	1.0	0	0-0	0	2	ND
5/10/19	#15 LSU	4.0	1	0-0	1	4	W, 5-3
5/16/19	at #17 Texas A&M	1.1	3	1-1	0	0	ND

5/18/19	at #17 Texas A&M	1.0	0	0-0	0	2	ND
5/22/19	vs. Ole Miss	1.2	2	1-1	1	2	W, 6-3
5/24/19	vs. Ole Miss	0.1	0	0-0	2	0	ND
5/31/19	vs. Central Conn.	1.2	0	0-0	0	4	ND
6/9/19	vs. #14 Ole Miss	2.1	5	3-3	1	2	ND
6/17/19	vs. Texas Tech	2.1	3	2-2	1	4	ND
<b>TOTALS</b>	<b>30 G, 0 GS</b>	<b>41.2</b>	<b>38</b>	<b>18-18</b>	<b>14</b>	<b>52</b>	<b>6-3</b>

Kevin Kopps 2017 Game-By-Game (R-Freshman)  
 (22 Appearances, 5 Starts)

Date	Opponent	IP	H	R-ER	BB	K	Result
2/19/17	Miami (Ohio)*	3.1	2	1-1	2	5	W, 1-0
2/26/17	Bryant*	3.1	4	2-2	2	2	ND
3/3/17	vs. Arizona	0.2	0	0-0	0	0	ND
3/5/17	vs. Oklahoma St.	2.1	1	0-0	1	1	ND
3/12/17	Rhode Island	3.0	1	0-0	3	3	ND
3/17/17	Mississippi St.	0.2	1	0-0	0	1	ND
3/22/17	New Orleans	1.0	0	0-0	0	1	S, 1
3/26/17	at Missouri	3.2	2	2-2	3	4	ND
4/1/17	at Alabama	3.0	5	3-3	0	4	ND
4/8/17	LSU	0.2	2	3-3	1	0	ND
4/11/17	at Missouri St.	1.0	2	1-1	0	1	W, 2-0
4/15/17	Georgia	5.2	5	0-0	2	3	ND
4/23/17	at Auburn	1.0	3	1-1	2	0	ND
4/25/17	vs. Kansas St.*	2.0	1	1-1	0	1	ND
4/28/17	Ole Miss-1	2.2	2	0-0	1	2	ND
5/4/17	at Tennessee	2.2	2	0-0	0	2	ND
5/12/17	Vanderbilt	2.0	1	0-0	0	2	W, 3-0
5/20/17	at Texas A&M	3.0	2	0-0	1	4	S, 2
5/25/17	vs. Mississippi St.	1.0	1	1-1	0	0	ND
5/28/17	vs. LSU*	3.0	3	3-1	0	1	L, 3-1
6/2/17	Oral Roberts	1.1	2	0-0	0	1	ND
6/4/17	Missouri St.*	2.0	4	2-2	0	2	ND
<b>TOTALS</b>	<b>22 G, 5 GS</b>	<b>49.0</b>	<b>46</b>	<b>20-18</b>	<b>18</b>	<b>40</b>	<b>3-1 (2 SV)</b>


## 2020 TRENDS

### As a Redshirt-Junior

Closed out the season opener against Eastern Illinois on Feb. 14 ... Pitched a scoreless frame with one hit allowed and one strikeout ... First reliever used against Gonzaga on Feb. 20, allowing three runs on four hits over 2.1 innings ... Longest outing of the season ... Appeared again in the series on Saturday in game three (Feb. 22), tossing a scoreless inning with one walk ... Second shutout this season.

### Kevin Kopps Career Stats

Year	ERA	W	L	App	GS	CG	SHO	CBO	SV	IP	H	R	ER	BB	SO	2B	3B	HR	BF	B/Avg	WP	HBP	BK	SFA	SHA	PO	A	E	FLD%
2016																													
2017	3.31	3	1	22	5	0	0	2	2	49.0	46	20	18	18	40	7	0	3	203	.254	5	3	0	0	1	4	7	1	.917
2018																													
2019	3.89	6	3	30	0	0	0	2	0	41.2	38	18	18	14	52	9	0	4	179	.242	3	3	0	1	4	2	4	0	1.000
2020	6.23	0	0	3	0	0	0	0	0	4.1	5	3	3	1	1	2	0	1	18	.294	0	0	0	0	0	0	0	0	.000
<b>TOTAL</b>	<b>3.69</b>	<b>9</b>	<b>4</b>	<b>55</b>	<b>5</b>	<b>0</b>	<b>0</b>	<b>4</b>	<b>2</b>	<b>95.0</b>	<b>89</b>	<b>41</b>	<b>39</b>	<b>33</b>	<b>93</b>	<b>18</b>	<b>0</b>	<b>8</b>	<b>400</b>	<b>.251</b>	<b>8</b>	<b>6</b>	<b>0</b>	<b>1</b>	<b>5</b>	<b>6</b>	<b>11</b>	<b>1</b>	<b>.944</b>



# CADEN MONKE

LHP • L/L • 6-3 • 170 • Sophomore  
Mt. Olive, Ill. • Mt. Olives HS

# 37

## CAREER HIGHS

Category	High	Opponent (Last)	Date
Innings	2.0	2x (Gonzaga)	2/20/20
Longest Start	--	--	--
Shortest Start	--	--	--
Longest Relief	2.0	2x (Gonzaga)	2/20/20
Hits	5	Stony Brook	3/1/19
Runs	3	2x (Stony Brook)	3/1/19
Earned Runs	3	2x (Stony Brook)	3/1/19
Walks	3	at No. 9 Texas	3/20/19
Strikeouts	3	2x (Gonzaga)	2/20/20

## MONKE'S CAREER APPEARANCES

Caden Monke 2020 Game-By-Game (Sophomore)  
(3 Appearances, 0 Starts)

Date	Opponent	IP	H	R-ER	BB	K	Result
2/16/20	Eastern Illinois	2.0	1	1-1	1	1	ND
2/20/20	Gonzaga	2.0	1	0-0	1	3	1-0
2/22/20	Gonzaga	1.0	0	0-0	1	2	ND
<b>TOTALS</b>	<b>3 G, 0 GS</b>	<b>5.0</b>	<b>2</b>	<b>1-1</b>	<b>3</b>	<b>6</b>	<b>1-0</b>

Caden Monke 2019 Game-By-Game (Freshman)  
(6 Appearances, 0 Starts)

Date	Opponent	IP	H	R-ER	BB	K	Result
2/27/19	Memphis	1.0	0	0-0	0	3	ND
3/2/19	Stony Brook	0.0	1	4-4	2	0	ND
3/9/19	Louisiana Tech	0.0	1	2-2	0	0	ND
3/20/19	at #9 Texas	0.2	0	0-0	3	0	ND
4/9/19	Oral Roberts	1.0	1	0-0	0	1	ND
4/24/19	Northwestern St.	0.1	0	0-0	0	1	ND
<b>TOTALS</b>	<b>6 G, 0 GS</b>	<b>3.0</b>	<b>3</b>	<b>6-6</b>	<b>5</b>	<b>5</b>	<b>0-0</b>

## 2020 TRENDS

### As a Sophomore

Pitched a career-high 2.0 innings against Eastern Illinois on Feb. 16 ... Allowed one run on one hit and a walk, striking out one ... Fourth game with a strikeout ... Earned his first career win after tossing 2.0 shutout frames against Gonzaga on Feb. 20 ... Second time to go 2.0 innings in relief ... Matched a career-best three strikeouts ... Fifth career appearance with no runs allowed ... Appeared again against the Zags in Saturday's 5-0 win, pitching a scoreless seventh inning ... Allowed a walk but struck out two in the outing.

### Caden Monke Career Stats

Year	ERA	W	L	App	GS	CG	SHO	CBO	SV	IP	H	R	ER	BB	SO	2B	3B	HR	BF	B/Avg	WP	HBP	BK	SFA	SHA	PO	A	E	FLD%
2019	18.00	0	0	6	0	0	0	0	0	3.0	3	6	6	5	5	1	0	0	21	.231	1	3	0	0	0	0	0	0	.000
2020	1.80	1	0	3	0	0	0	0	0	5.0	2	1	1	3	6	0	0	0	21	.125	0	1	0	1	0	0	0	0	.000
<b>TOTAL</b>	<b>7.88</b>	<b>1</b>	<b>0</b>	<b>9</b>	<b>0</b>	<b>0</b>	<b>0</b>	<b>0</b>	<b>0</b>	<b>8.0</b>	<b>5</b>	<b>7</b>	<b>7</b>	<b>8</b>	<b>11</b>	<b>1</b>	<b>0</b>	<b>0</b>	<b>42</b>	<b>.172</b>	<b>1</b>	<b>4</b>	<b>0</b>	<b>1</b>	<b>0</b>	<b>0</b>	<b>0</b>	<b>0</b>	<b>.000</b>



# ZACK MORRIS

LHP • L/L • 6-3 • 215 • Freshman  
Cabot Ark. • Cabot HS

# 32

## SEASON HIGHS

Category	High	Opponent (Last)	Date
Innings	2.0	Gonzaga	2/23/20
Longest Start	--	--	--
Shortest Start	--	--	--
Longest Relief	2.0	Gonzaga	2/23/20
Hits	2	Gonzaga	2/23/20
Runs	1	Gonzaga	2/23/20
Earned Runs	1	Gonzaga	2/23/20
Walks	--	--	--
Strikeouts	--	--	--

## MORRIS' CAREER APPEARANCES

Zack Morris 2020 Game-By-Game (Freshman)  
(2 Appearances, 0 Starts)

Date	Opponent	IP	H	R-ER	BB	K	Result
2/21/20	Gonzaga	1.0	0	0-0	0	0	ND
2/23/20	Gonzaga	2.0	2	1-1	0	0	ND
<b>TOTALS</b>	<b>2 G, 0 GS</b>	<b>3.0</b>	<b>2</b>	<b>1-1</b>	<b>0</b>	<b>0</b>	<b>0-0</b>


## 2020 TRENDS

### As a Freshman

Pitched the eighth inning of Friday's game against Gonzaga (Feb. 21) ... Did not allow a hit or walk ... Worked the seventh & eighth innings vs. the Zags in the series finale, allowing one run on two hits ... Exchanged a run for an out on a sacrifice fly, then got a pair of groundouts to end the frame ... Followed it with nine pitchers and three quick outs in the eighth inning.

### Zack Morris Career Stats

Year	ERA	W	L	App	GS	CG	SHO	CBO	SV	IP	H	R	ER	BB	SO	2B	3B	HR	BF	B/Avg	WP	HBP	BK	SFA	SHA	PO	A	E	FLD%
2020	3.00	0	0	2	0	0	0	0	0	3.0	2	1	1	0	0	0	0	0	11	.200	0	0	0	1	0	2	0	0	1.000
<b>TOTAL</b>	<b>3.00</b>	<b>0</b>	<b>0</b>	<b>2</b>	<b>0</b>	<b>0</b>	<b>0</b>	<b>0</b>	<b>0</b>	<b>3.0</b>	<b>2</b>	<b>1</b>	<b>1</b>	<b>0</b>	<b>0</b>	<b>0</b>	<b>0</b>	<b>0</b>	<b>11</b>	<b>.200</b>	<b>0</b>	<b>0</b>	<b>0</b>	<b>1</b>	<b>0</b>	<b>2</b>	<b>0</b>	<b>0</b>	<b>1.000</b>



# PEYTON PALLETTE

RHP • R/R • 6-1 • 165 • Freshman  
Benton, Ark. • Benton HS

# 36

## SEASON HIGHS

Category	High	Opponent (Last)	Date
Innings	3.0	Eastern Illinois	2/15/20
Longest Start	--	--	--
Shortest Start	--	--	--
Longest Relief	3.0	Eastern Illinois	2/15/20
Hits	2	Eastern Illinois	2/15/20
Runs	1	Eastern Illinois	2/15/20
Earned Runs	1	Eastern Illinois	2/15/20
Walks	--	--	--
Strikeouts	1	Eastern Illinois	2/15/20

## PALLETTE'S CAREER APPEARANCES

Peyton Palette 2020 Game-By-Game (Freshman)  
(1 Appearances, 0 Starts)

Date	Opponent	IP	H	R-ER	BB	K	Result
2/15/20	Eastern Illinois	1.0	2	1-1	0	1	ND
<b>TOTALS</b>	<b>1 G, 0 GS</b>	<b>1.0</b>	<b>2</b>	<b>1-1</b>	<b>0</b>	<b>1</b>	<b>0-0</b>


## 2020 TRENDS

### As a Freshman

Pitched the ninth inning of Saturday's 10-1 win over Eastern Illinois ... Allowed one run on two hits, trading the run for a 4-6-3 double play, ending the game on a called-strike three ... First collegiate appearance.

### Peyton Palette Career Stats

Year	ERA	W	L	App	GS	CG	SHO	CBO	SV	IP	H	R	ER	BB	SO	2B	3B	HR	BF	B/Avg	WP	HBP	BK	SFA	SHA	PO	A	E	FLD%
2020	9.00	0	0	1	0	0	0	0	0	1.0	2	1	1	0	1	0	0	0	4	.500	0	0	0	0	0	0	0	0	.000
<b>TOTAL</b>	<b>9.00</b>	<b>0</b>	<b>0</b>	<b>1</b>	<b>0</b>	<b>0</b>	<b>0</b>	<b>0</b>	<b>0</b>	<b>1.0</b>	<b>2</b>	<b>1</b>	<b>1</b>	<b>0</b>	<b>1</b>	<b>0</b>	<b>0</b>	<b>0</b>	<b>4</b>	<b>.500</b>	<b>0</b>	<b>0</b>	<b>0</b>	<b>0</b>	<b>0</b>	<b>0</b>	<b>0</b>	<b>0</b>	<b>.000</b>



# EVAN TAYLOR

LHP • L/L • 6-4 • 250 • Sophomore  
Florence, Ala. • Florence HS

# 39

## CAREER HIGHS

Category	High	Opponent (Last)	Date
Innings	2.0	Western Illinois	3/13/19
Longest Start	--	--	--
Shortest Start	--	--	--
Longest Relief	2.0	Western Illinois	3/13/19
Hits	2	at No. 9 Texas	3/20/19
Runs	3	at Alabama	3/22/19
Earned Runs	3	at Alabama	3/22/19
Walks	2	3x (No. 21 Ole Miss)	3/31/19
Strikeouts	4	Western Illinois	3/13/19

## TAYLOR'S CAREER APPEARANCES


Evan Taylor 2019 Game-By-Game (Freshman)  
(8 Appearances, 0 Starts)

Date	Opponent	IP	H	R-ER	BB	K	Result
2/27/19	Memphis	1.0	0	0-0	0	3	ND
3/2/19	Stony Brook	1.0	0	0-0	1	2	ND
3/9/19	Louisiana Tech	0.1	0	0-0	0	1	ND
3/10/19	Louisiana Tech	1.0	0	0-0	1	1	ND
3/13/19	Western Illinois	2.0	0	0-0	1	4	ND
3/20/19	at #9 Texas	1.0	2	2-2	2	1	ND
3/22/19	at Alabama	0.2	1	3-3	2	1	ND
3/31/19	#21 Ole Miss	0.0	0	0-0	2	0	ND
<b>TOTALS</b>	<b>8 G, 0 GS</b>	<b>7.0</b>	<b>3</b>	<b>5-5</b>	<b>9</b>	<b>13</b>	<b>0-0</b>

## 2020 TRENDS

### Evan Taylor Career Stats

Year	ERA	W	L	App	GS	CG	SHO	CBO	SV	IP	H	R	ER	BB	SO	2B	3B	HR	BF	B/Avg	WP	HBP	BK	SFA	SHA	PO	A	E	FLD%
2019	6.43	0	0	8	0	0	0	1	0	7.0	3	5	5	9	13	0	0	0	33	.136	3	1	0	0	1	0	1	0	1.000
<b>TOTAL</b>	<b>6.43</b>	<b>0</b>	<b>0</b>	<b>8</b>	<b>0</b>	<b>0</b>	<b>0</b>	<b>1</b>	<b>0</b>	<b>7.0</b>	<b>3</b>	<b>5</b>	<b>5</b>	<b>9</b>	<b>13</b>	<b>0</b>	<b>0</b>	<b>0</b>	<b>33</b>	<b>.136</b>	<b>3</b>	<b>1</b>	<b>0</b>	<b>0</b>	<b>1</b>	<b>0</b>	<b>1</b>	<b>0</b>	<b>1.000</b>



# ELIJAH TREST

RHP • L/R • 6-3 • 205 • Sophomore  
White Oak, Texas • White Oak HS

# 20

## CAREER HIGHS

Category	High	Opponent (Last)	Date
Innings	3.0	at #6 Vanderbilt	4/13/19
Longest Start	--	--	--
Shortest Start	--	--	--
Longest Relief	3.0	at #6 Vanderbilt	4/13/19
Hits	2	3x (No. 15 LSU)	5/10/19
Runs	3	3x (No. 15 LSU)	5/10/19
Earned Runs	3	3x (No. 15 LSU)	5/10/19
Walks	3	Oral Roberts	4/9/19
Strikeouts	3	4x (No. 14 Ole Miss)	6/9/19

## TREST'S CAREER APPEARANCES

Elijah Trest 2020 Game-By-Game (Sophomore)  
(3 Appearances, 0 Starts)

Date	Opponent	IP	H	R-ER	BB	K	Result
2/16/20	Eastern Illinois	1.0	0	0-0	0	0	ND
2/20/20	Gonzaga	1.0	0	0-0	0	0	ND
2/22/20	Gonzaga	1.0	1	0-0	0	1	ND
<b>TOTALS</b>	<b>3 G, 0 GS</b>	<b>3.0</b>	<b>1</b>	<b>0-0</b>	<b>0</b>	<b>1</b>	<b>0-0</b>

Elijah Trest 2019 Game-By-Game (Freshman)  
(15 Appearances, 0 Starts)

Date	Opponent	IP	H	R-ER	BB	K	Result
3/10/19	Louisiana Tech	1.0	0	0-0	0	3	ND
3/13/19	Western Illinois	1.0	2	1-1	0	0	ND
3/20/19	at #9 Texas	1.2	2	3-3	3	2	L, 0-1
3/22/19	at Alabama	1.0	0	0-0	0	0	ND
3/26/19	at Missouri St.	0.0	1	0-0	1	0	ND
3/31/19	#21 Ole Miss	1.2	1	0-0	1	1	ND
4/2/19	Little Rock	0.0	2	3-3	1	0	ND
4/9/19	Oral Roberts	2.0	0	0-0	3	1	ND
4/13/19	at #6 Vanderbilt	3.0	1	0-0	2	1	ND
4/16/19	Ark. - Pine Bluff	2.0	4	2-1	1	3	ND
4/24/19	Northwestern St.	2.0	1	3-3	2	3	ND
4/28/19	#18 Tennessee	1.0	0	0-0	0	1	W, 1-1
4/30/19	Grambling St.	0.2	0	0-0	0	2	ND
5/10/19	#15 LSU	0.0	2	3-3	0	0	ND
6/9/19	vs. #14 Ole Miss	2.0	1	2-2	1	3	ND
<b>TOTALS</b>	<b>15 G, 0 GS</b>	<b>19.0</b>	<b>16</b>	<b>17-16</b>	<b>15</b>	<b>20</b>	<b>1-1</b>

## 2020 TRENDS

### As a Sophomore

Was the final reliever used in Sunday's finale against Eastern Illinois ... Tossed a clean ninth inning against the Panthers ... Did not allow a hit, walk or run ... Ninth scoreless outing ... Pitched a perfect eighth inning against Gonzaga on Feb. 20 ... Back-to-back outings with three outs put in play ... Pitched again against the Zags on Feb. 22, throwing the ninth inning to finish out the 5-0 victory ... Struck out one and allowed one of the two hits in the contest.

### Elijah Trest Career Stats

Year	ERA	W	L	App	GS	CG	SHO	CBO	SV	IP	H	R	ER	BB	SO	2B	3B	HR	BF	B/Avg	WP	HBP	BK	SFA	SHA	PO	A	E	FLD%
2019	7.58	1	1	15	0	0	0	1	0	19.0	18	17	16	17	19	0	0	2	96	.250	1	6	1	1	0	1	2	1	.750
2020	0.00	0	0	3	0	0	0	0	0	3.0	1	0	0	0	1	0	0	0	10	.100	0	0	0	0	0	0	0	.000	
<b>TOTAL</b>	<b>6.55</b>	<b>1</b>	<b>1</b>	<b>18</b>	<b>0</b>	<b>0</b>	<b>0</b>	<b>1</b>	<b>0</b>	<b>22.0</b>	<b>19</b>	<b>17</b>	<b>16</b>	<b>17</b>	<b>20</b>	<b>0</b>	<b>0</b>	<b>2</b>	<b>106</b>	<b>.235</b>	<b>1</b>	<b>6</b>	<b>1</b>	<b>1</b>	<b>0</b>	<b>1</b>	<b>2</b>	<b>1</b>	<b>.750</b>



# ZEBULON VERMILLION

RHP • L/R • 6-4 • 225 • Junior

Prairie Village, Kan. • Shawnee Mission East HS

# 88

## CAREER HIGHS

Category	High	Opponent (Last)	Date
Innings	3.0	2x (at No. 15 Auburn)	4/6/19
Longest Start	--	--	--
Shortest Start	--	--	--
Longest Relief	3.0	2x (at No. 15 Auburn)	4/6/19
Hits	4	No. 21 Ole Miss	3/31/19
Runs	3	No. 21 Ole Miss	3/31/19
Earned Runs	3	No. 21 Ole Miss	3/31/19
Walks	2	at No. 6 Vanderbilt	4/14/19
Strikeouts	4	at No. 2 Florida	3/24/19

## VERMILLION'S CAREER APPEARANCES

Zebulon Vermillion 2020 Game-By-Game (Sophomore)  
(2 Appearances, 0 Starts)

Date	Opponent	IP	H	R-ER	BB	K	Result
2/20/20	Gonzaga	1.0	2	0-0	0	0	S, 1
2/23/20	Gonzaga	1.0	0	0-0	0	1	ND
<b>TOTALS</b>	<b>2 G, 0 GS</b>	<b>2.0</b>	<b>2</b>	<b>0-0</b>	<b>0</b>	<b>1</b>	<b>0-0 (1 SV)</b>

Zebulon Vermillion 2019 Game-By-Game (Sophomore)  
(20 Appearances, 0 Starts)

Date	Opponent	IP	H	R-ER	BB	K	Result
2/16/19	Eastern Illinois	1.0	0	0-0	0	1	ND
2/17/19	Eastern Illinois	0.0	1	1-1	0	0	ND
2/21/19	at USC	0.2	1	0-0	0	0	ND
2/27/19	Memphis	2.0	1	0-0	0	1	W, 1-0
3/2/19	Stony Brook	2.0	1	0-0	1	2	W, 2-0
3/9/19	Louisiana Tech	0.2	1	0-0	1	1	ND
3/13/19	Western Illinois	1.2	0	0-0	0	2	ND
3/19/19	at #9 Texas	2.0	1	0-0	1	3	ND
3/23/19	at Alabama	1.0	2	0-0	1	0	ND
3/26/19	at Missouri St.	1.1	1	1-1	0	1	W, 3-0
3/31/19	#21 Ole Miss	1.1	4	3-3	1	1	ND
4/2/19	Little Rock	1.0	1	1-0	0	0	ND
4/5/19	at #15 Auburn	0.2	2	1-1	0	1	ND
4/6/19	at #15 Auburn	3.0	2	0-0	1	3	S, 1
4/14/19	at #6 Vanderbilt	0.2	1	1-1	2	1	W, 4-0
4/20/19	#2 Mississippi St.	0.2	1	0-0	1	1	ND
4/23/19	Northwestern St.	1.0	0	0-0	0	2	ND
5/18/19	at #17 Texas A&M	1.0	1	0-0	0	0	ND
5/23/19	vs. Georgia	0.1	0	0-0	0	0	ND
5/24/19	vs. Ole Miss	0.1	0	2-2	1	0	L, 4-1
<b>TOTALS</b>	<b>20 G, 0 GS</b>	<b>22.1</b>	<b>21</b>	<b>10-9</b>	<b>10</b>	<b>20</b>	<b>4-1 (1 SV)</b>

Zebulon Vermillion 2018 Game-By-Game (Freshman)  
(7 Appearances, 0 Starts)

Date	Opponent	IP	H	R-ER	BB	K	Result
2/17/18	Bucknell	1.0	3	2-2	0	1	ND
2/28/18	Dayton	3.0	3	1-0	0	3	S, 1
3/9/18	Kent State-2	1.0	0	0-0	0	1	ND
3/17/18	Kentucky-1	1.0	2	1-1	0	2	ND
3/21/18	at Charlotte	0.2	0	0-0	0	0	ND
3/24/18	at No. 2 Florida	2.1	3	1-1	0	4	ND
4/21/18	at Mississippi St.	0.1	1	1-1	0	0	ND
<b>TOTALS</b>	<b>7 G, 0 GS</b>	<b>9.1</b>	<b>12</b>	<b>6-5</b>	<b>0</b>	<b>11</b>	<b>0-0 (1 SV)</b>

## 2020 TRENDS

### As a Junior

Made his first appearance against Gonzaga on Feb. 20, pitching the ninth inning ... Picked up his third career save after a shutout frame, allowing just two hits ... Sixteenth scoreless outing ... Finished off the series with a clean ninth against the Zags on Feb. 23 ... Struck out one and faced the minimum to cap off the four-game sweep.

## Zebulon Vermillion Career Stats

Year	ERA	W	L	App	GS	CG	SHO	CBO	SV	IP	H	R	ER	BB	SO	2B	3B	HR	BF	B/Avg	WP	HBP	BK	SFA	SHA	PO	A	E	FLD%
2018	4.82	0	0	7	0	0	0	0	1	9.1	12	6	5	0	11	1	0	0	40	.308	2	1	0	0	0	1	2	0	1.000
2019	3.63	4	1	20	0	0	0	1	1	22.1	21	10	9	9	21	6	0	1	101	.250	1	4	0	2	2	1	6	0	1.000
2020	0.00	0	0	2	0	0	0	0	1	2.0	2	0	0	0	1	0	0	0	8	.250	0	0	0	0	0	0	1	0	1.000
<b>TOTAL</b>	<b>3.74</b>	<b>4</b>	<b>1</b>	<b>29</b>	<b>0</b>	<b>0</b>	<b>0</b>	<b>1</b>	<b>3</b>	<b>33.2</b>	<b>35</b>	<b>16</b>	<b>14</b>	<b>9</b>	<b>33</b>	<b>7</b>	<b>0</b>	<b>1</b>	<b>149</b>	<b>.267</b>	<b>3</b>	<b>5</b>	<b>0</b>	<b>2</b>	<b>2</b>	<b>2</b>	<b>9</b>	<b>0</b>	<b>1.000</b>

8 BRAYDON WEBB • JR • INF/OF • 6-0 • 195

## CAREER HIGHS

Category	High	Opponent (Last)	Date
Hits	4	2x (at Weatherford)	4/18/19
Runs	4	at Cisco	3/16/19
Doubles	2	4x (vs. Midland)	5/12/19
Triples	1	6x (vs. New Mexico)	5/11/19
Home Runs	2	Navarro	2/25/19
RBI	5	Navarro	2/25/19
Walks	3	Temple	3/26/19
Stolen Bases	2	3x (at Weatherford)	4/18/19

## SEASON HIGHS

Category	High	Opponent (Last)	Date
Hits	2	2x (Eastern Illinois)	2/16/20
Runs	3	Eastern Illinois	2/16/20
Doubles	--	--	--
Triples	--	--	--
Home Runs	1	Eastern Illinois	2/15/20
RBI	2	Gonzaga	2/21/20
Walks	1	2x (Gonzaga)	2/20/20
Stolen Bases	--	--	--

### Braydon Webb Career Stats

Year	Avg	GP	GS	AB	R	H	2B	3B	HR	RBI	BB	SB-ATT
2018 (GCC)	.216	11	--	37	13	8	2	1	3	8	11	7-9
2019 (GCC)	.450	55	--	202	83	91	25	6	14	66	28	18-20
2020	.231	6	6	26	9	6	0	0	1	3	2	0-0
<b>TOTAL</b>	<b>.396</b>	<b>72</b>	<b>6</b>	<b>265</b>	<b>105</b>	<b>105</b>	<b>27</b>	<b>7</b>	<b>18</b>	<b>77</b>	<b>41</b>	<b>25-29</b>

## 2020 TRENDS

- One of four Razorbacks to hit a home run during Opening Weekend.
- Hit leadoff in six of seven games this season - all six games he's played
- One hit in last eight at-bats, reached safely in two of last 10 plate appearances.

### Gonzaga

#### Game 4

- 1-for-5, 1 R
- Single in the fourth inning, scored later on a single from Goodheart.

#### Game 2

- 0-for-3, 2 RBI, 1 R
- Back-to-back games without a hit

#### Game 1

- 0-for-4 with a walk

### Eastern Illinois

#### Game 3

- Went 2-for-6 with three runs scored.
- Back-to-back games with multi-hit performances.
- Reached base in five of six at-bats.

#### Game 2

- Led off the game with a solo homer off the right field pole.
- Part of a two-hit, two-run game - 30th as a collegian.
- Scored twice for the second consecutive game.
- Finished the game 2-for-4.

#### Game 1

- Hit leadoff on Opening Day for the Razorbacks
- Went 1-for-4 with a single in the fifth inning.
- Scored the first run of the year after a leadoff walk in the first, followed by a failed pickoff attempt to move him to second and an RBI single from Kjerstad.
- Also scored on Christian Franklin's homer in the fifth.

18 HESTON KJERSTAD • JR • OF • 6-3 • 205

## CAREER HIGHS

Category	High	Opponent (Last)	Date
Hits	4	2x (at No. 6 Vanderbilt)	4/14/19
Runs	3	7x (No. 14 Ole Miss)	6/10/19
Doubles	2	2x (No. 14 Ole Miss)	6/10/19
Triples	1	Western Illinois	3/12/19
Home Runs	2	6x (Eastern Illinois)	2/16/20
RBI	6	Eastern Illinois	2/16/20
Walks	2	10x (Gonzaga)	2/23/20
Stolen Bases	1	8x (No. 14 Ole Miss)	6/8/19

## SEASON HIGHS

Category	High	Opponent (Last)	Date
Hits	3	2x (Eastern Illinois)	2/16/20
Runs	2	4x (Gonzaga)	2/20/20
Doubles	1	3x (Gonzaga)	2/23/20
Triples	--	--	--
Home Runs	2	2x (Eastern Illinois)	2/16/20
RBI	6	Eastern Illinois	2/16/20
Walks	2	2x (Gonzaga)	2/23/20
Stolen Bases	--	--	--

### Heston Kjerstad Career Stats

Year	Avg	GP	GS	AB	R	H	2B	3B	HR	RBI	BB	SB-ATT
2018	.332	69	69	262	65	87	16	0	14	58	26	3-3
2019	.327	65	65	266	53	87	13	1	17	51	21	5-5
2020	.393	7	7	28	9	11	3	0	4	11	5	0-0
<b>TOTAL</b>	<b>.333</b>	<b>141</b>	<b>141</b>	<b>556</b>	<b>127</b>	<b>185</b>	<b>32</b>	<b>1</b>	<b>35</b>	<b>120</b>	<b>52</b>	<b>8-8</b>

## 2020 TRENDS

- Collegiate Baseball Newspaper National & SEC-Co Player of the Week (Feb. 17).
- First Hog since at least 2002 to hit four home runs in the first series.
- Now has 35 career home runs, tied for seventh-most in school history.
- 3-for-10 in last 10 at-bats
- Reached base safely in eight of last 13 trips to the plate
- One of two Hogs with a hit in all seven games

### Gonzaga

#### Games 2, 3 & 4

- Only one hit in each game

#### Game 1

- 1-for-4, single, walk and two runs scored
- First hit that did not drive in a run
- Scored two runs in each of the first four games this year

### Eastern Illinois

#### Game 3

- Put together another three-hit game with two more homers and a double.
- Recorded a career-high six RBIs.
- Sixth game with multiple homers.
- Three-of-four home runs have come with two outs.

#### Game 2

- Finished the game 1-for-3 with two walks, an RBI and two runs scored.
- Scored twice for the second consecutive game.

#### Game 1

- Went 3-for-4 on Opening Day vs. the Panthers, including two home runs in the fifth and seventh inning, both solo.
- Fifth time in his career to hit multiple homers in a game.
- Both homers came with two outs.
- Recorded his 49th multi-hit game of the year.
- Also drove in the first run of the year on an RBI single in the first inning.



10 MATT GOODHEART • JR • INF • 6-1 • 180

## CAREER HIGHS

Category	High	Opponent (Last)	Date
Hits	3	7x (Gonzaga)	2/23/20
Runs	3	2x (Northwestern St.)	4/23/19
Doubles	2	4x (No. 14 Ole Miss)	6/9/19
Triples	1	2x (No. 2 Mississippi St.)	4/19/19
Home Runs	1	6x (Eastern Illinois)	2/15/20
RBI	4	Oral Roberts	4/9/19
Walks	3	2x (No. 2 Miss. State)	4/19/19
Stolen Bases	1	4x (at Missouri St.)	3/26/19

## SEASON HIGHS

Category	High	Opponent (Last)	Date
Hits	3	2x (Gonzaga)	2/23/20
Runs	2	Eastern Illinois	2/16/20
Doubles	--	--	--
Triples	--	--	--
Home Runs	1	Eastern Illinois	2/15/20
RBI	3	2x (Gonzaga)	2/23/20
Walks	1	Eastern Illinois	2/14/20
Stolen Bases	--	--	--

## Matt Goodheart Career Stats

Year	Avg	GP	GS	AB	R	H	2B	3B	HR	RBI	BB	SB-ATT
2018 (SJCC)	.355	58	53	183	55	65	11	4	7	43	29	9-15
2019	.345	58	51	203	35	70	16	2	5	47	34	5-7
2020	.267	7	7	30	6	8	0	0	1	7	1	0-0
<b>TOTAL</b>	<b>.344</b>	<b>123</b>	<b>111</b>	<b>416</b>	<b>96</b>	<b>143</b>	<b>27</b>	<b>6</b>	<b>13</b>	<b>97</b>	<b>64</b>	<b>14-22</b>

## 2020 TRENDS

- Reached base safely in first five games and six of the last seven
- Three hits last game after going 0-for-8 in previous eight at-bats

## Gonzaga

## Game 4

- 3-for-5, 3 RBI, 1 R
- Second three-hit game this year & seventh of his career
- First two singles in 1st & 4th came with two outs

## Game 3

- 0-for-5
- Second-straight game with no hits

## Game 2

- 0-for-3 with a run scored & HBP
- Scored on a third-inning single from Franklin

## Game 1

- 1-for-4 with a run scored
- Team's seventh run of the day, scoring on a wild pitch in the seventh inning

## Eastern Illinois

## Game 3

- Wrapped the series with a 3-for-6 line at the plate, scoring twice, driving in another run.
- Sixth-career three-hit performance, first of 2020.
- One of six Hogs with a batting average over .300.

## Game 2

- Finished the game 1-for-3 with three RBIs and a run scored
- Hit a two-run homer into the right field bullpen in the first inning.
- Also drove in a run on a groundout in the fourth.

## Game 1

- Went 0-for-3 on Opening Day with a walk in the seventh inning.

15 CASEY MARTIN • JR • INF • 5-11 • 175

## CAREER HIGHS

Category	High	Opponent (Last)	Date
Hits	4	5x (No. 15 LSU)	5/9/19
Runs	3	7x (No. 15 LSU)	5/9/19
Doubles	2	No. 21 Ole Miss	3/30/19
Triples	1	4x (vs. Texas Tech)	6/17/19
Home Runs	2	3x (at No. 17 Texas A&M)	5/16/19
RBI	6	Dayton	2/28/18
Walks	3	2x (No. 2 Miss. State)	4/19/19
Stolen Bases	2	Dayton	3/1/18

## SEASON HIGHS

Category	High	Opponent (Last)	Date
Hits	2	Eastern Illinois	2/16/20
Runs	1	3x (Gonzaga)	2/20/20
Doubles	1	Eastern Illinois	2/15/20
Triples	--	--	--
Home Runs	1	Gonzaga	2/23/20
RBI	1	Gonzaga	2/23/20
Walks	2	2x (Gonzaga)	2/20/20
Stolen Bases	1	Eastern Illinois	2/16/20

## Casey Martin Career Stats

Year	Avg	GP	GS	AB	R	H	2B	3B	HR	RBI	BB	SB-ATT
2018	.345	67	62	252	50	87	14	0	13	49	27	8-9
2019	.286	66	66	283	67	81	21	4	15	57	30	10-12
2020	.208	7	7	24	4	5	1	0	1	1	6	2-2
<b>TOTAL</b>	<b>.309</b>	<b>140</b>	<b>135</b>	<b>559</b>	<b>121</b>	<b>173</b>	<b>36</b>	<b>4</b>	<b>29</b>	<b>107</b>	<b>63</b>	<b>20-23</b>

## 2020 TRENDS

- 2-for-10 in last 10 at-bats, reaching base safely in three of last 12 trips to the plate.
- Reached base safely in all seven games.
- Picked up free bases in each of first five games, walked six times (intentionally four) + HBP

## Gonzaga

## Game 4

- 1-for-5, HR
- Hit first homer of the year, for first RBI, in fifth inning on Sunday

## Game 3

- 1-for-5, single
- Seventh-inning single, reached third after stolen base & a throwing error by catcher

## Game 2

- 0-for-2, 1 IBB

## Game 1

- 0-for-2, with two walks and a run scored
- Second time in four games with two walks

## Eastern Illinois

## Game 3

- Put together a 2-for-4 performance at the plate in the series finale, scoring once.
- First multi-hit game of the season.

## Game 2

- Finished the game 1-for-3 with two walks and a run scored.
- Recorded his first hit of the season on a double in the eighth inning.
- Intentionally walked twice in the third & fourth innings, which was followed by RBI singles.

## Game 1

- Went 0-for-3 on Opening Day, intentionally walked in the seventh inning.

## CAREER HIGHS

Category	High	Opponent (Last)	Date
Hits	4	No. 18 Tennessee	4/27/19
Runs	3	No. 18 Tennessee	4/27/19
Doubles	1	9x (Gonzaga)	2/21/20
Triples	1	Charlotte	3/6/19
Home Runs	1	8x (Gonzaga)	2/23/20
RBI	4	at No. 9 Texas	3/19/19
Walks	3	at USC	2/22/19
Stolen Bases	2	at USC	2/21/19

## SEASON HIGHS

Category	High	Opponent (Last)	Date
Hits	3	Eastern Illinois	2/16/20
Runs	2	4x (Gonzaga)	2/23/20
Doubles	1	3x (Gonzaga)	2/22/20
Triples	--	--	--
Home Runs	1	2x (Gonzaga)	2/23/20
RBI	3	Eastern Illinois	2/16/20
Walks	1	4x (Gonzaga)	2/23/20
Stolen Bases	1	Eastern Illinois	2/15/20

### Christian Franklin Career Stats

Year	Avg	GP	GS	AB	R	H	2B	3B	HR	RBI	BB	SB-ATT
2019	.274	64	58	201	42	55	8	1	6	34	24	12-15
2020	.440	7	7	25	11	11	3	0	2	7	6	2-2
<b>TOTAL</b>	<b>.292</b>	<b>71</b>	<b>65</b>	<b>226</b>	<b>53</b>	<b>66</b>	<b>11</b>	<b>1</b>	<b>8</b>	<b>41</b>	<b>30</b>	<b>14-17</b>

## 2020 TRENDS

- Has a hit in all seven games, one of two Hogs to do so
- Scored in all seven games and a walk in six of seven contests
- Five hits in last nine at-bats, reaching base in seven of last 10 trips to the plate

### Gonzaga

#### Game 4

- 2-for-4, HR, RBI, 2 R, BB
- Third multi-hit game of the year

#### Game 3

- 1-for-3, 2B, 1 BB, 2 R
- Scored twice, both from Robert Moore hits (single-2nd, homer-6th)

#### Game 2

- 2-for-3, 2B, 2 RBI, 1 R
- RBI single in fourth inning scored first run of the day

#### Game 1

- 1-for-3, RBI, BB, run scored
- Brought in the winning run by beating out a potential double play at first
- Single in the fifth inning

### Eastern Illinois

#### Game 3

- Put together a 3-for-5 performance at the plate in the series finale against EIU.
- Hit his first double of the season in the seventh inning.
- Scored twice for the second consecutive game.
- Reached base in four-of-six trips to the plate.

#### Game 2

- Finished the game 1-for-4 with two runs, an RBI and a walk.
- First multi-run game of the year.
- Second-straight game with an RBI.

#### Game 1

- Went 1-for-3 on Opening Day with two RBIs, a run scored and a walk.
- Hit the first homer of the year in the fifth inning, a two-run shot to left field - seventh career home run.

## CAREER HIGHS

Category	High	Opponent (Last)	Date
Hits	4	at No. 6 Vanderbilt	4/14/19
Runs	3	2x (Gonzaga)	2/21/20
Doubles	1	8x (Gonzaga)	2/23/20
Triples	1	Gonzaga	2/21/20
Home Runs	1	4x (Gonzaga)	2/21/20
RBI	4	No. 14 Ole Miss	6/10/19
Walks	3	Charlotte	3/6/19
Stolen Bases	1	5x (No. 14 Ole Miss)	6/10/19

## SEASON HIGHS

Category	High	Opponent (Last)	Date
Hits	3	Gonzaga	2/21/20
Runs	3	Gonzaga	2/21/20
Doubles	1	3x (Gonzaga)	2/23/20
Triples	1	Gonzaga	2/21/20
Home Runs	1	Gonzaga	2/21/20
RBI	2	3x (Gonzaga)	2/21/20
Walks	1	2x (Eastern Illinois)	2/15/20
Stolen Bases	--	--	--

### Casey Opitz Career Stats

Year	Avg	GP	GS	AB	R	H	2B	3B	HR	RBI	BB	SB-ATT
2018	.222	19	7	27	6	6	2	0	0	5	3	0-0
2019	.243	58	50	177	31	43	3	0	3	33	38	7-7
2020	.364	6	7	22	5	8	3	1	1	7	4	0-1
<b>TOTAL</b>	<b>.252</b>	<b>83</b>	<b>64</b>	<b>226</b>	<b>42</b>	<b>57</b>	<b>8</b>	<b>1</b>	<b>4</b>	<b>44</b>	<b>45</b>	<b>7-8</b>

## 2020 TRENDS

- Reached base safely in each of the first five games and six of the last seven
- Four hits in last nine ABs, reaching base in six of the last 14 trips to the plate

### Gonzaga

#### Game 4

- 1-for-2, 2B, RBI
- Entered as defensive replacement in top of sixth, recorded RBI double in bottom of sixth

#### Game 3

- 0-for-4
- First game to not get on base

#### Game 2

- 3-for-4, 3B, 2-Run HR, 2 RBI, 3 R
- Double shy of the cycle - All three hits came in consecutive innings (5th-1B, 6th-3B, 7th-HR)
- First career triple
- Second career game with three runs scored

#### Game 1

- 2-for-4, 2 RBIs, run scored
- First multi-hit game of the season
- Dropped a two-RBI double in the middle of center field in the third inning
- Second game with two RBIs

### Eastern Illinois

#### Game 3

- Put together a 1-for-3 performance at the plate with two walks, two RBIs and a run scored.
- Hit his first double of the season in the sixth inning.
- First multi-RBI game of the year.

#### Game 2

- Recorded his first hit of the year on Feb. 15 on a leadoff single in the second inning.
- Second-straight game with a walk.

#### Game 1

- Went 0-for-3 on Opening Day with a walk.
- Caught one runner attempting to steal third and picked off another at first.

16 COLE AUSTIN • R-SR • INF • 6-2 • 195

**CAREER HIGHS**

Category	High	Opponent (Last)	Date
Hits	4	at Baylor	3/18/17
Runs	4	at Tulane	3/5/17
Doubles	2	vs. Texas Tech	5/26/17
Triples	1	3x (at Old Dominion)	3/10/17
Home Runs	1	11x (vs. Maryland)	6/2/17
RBlS	4	at Maryland	4/11/17
Walks	3	at Coastal Carolina	2/25/17
Stolen Bases	2	Kansas	4/9/17

**SEASON HIGHS**

Category	High	Opponent (Last)	Date
Hits	2	Eastern Illinois	2/14/20
Runs	2	Gonzaga	2/21/20
Doubles	1	Eastern Illinois	2/14/20
Triples	--	--	--
Home Runs	--	--	--
RBlS	2	Eastern Illinois	2/15/20
Walks	1	3x (Gonzaga)	2/22/20
Stolen Bases	--	--	--

**Cole Austin Career Stats**

Year	Avg	GP	GS	AB	R	H	2B	3B	HR	RBI	BB	SB-ATT
2016 (WVU)	.221	41	39	145	18	32	6	1	4	23	8	7-8
2017 (WVU)	.302	58	58	242	41	73	13	2	7	44	12	9-12
2018	SAT OUT DUE TO TRANSFER RULES											
2019 (ASU)	.192	10	6	26	2	5	1	0	0	2	3	0-0
2020	.250	7	7	24	2	6	2	0	0	2	3	0-0
<b>TOTAL</b>	<b>.266</b>	<b>116</b>	<b>110</b>	<b>437</b>	<b>63</b>	<b>116</b>	<b>22</b>	<b>3</b>	<b>11</b>	<b>71</b>	<b>26</b>	<b>16-20</b>

**2020 TRENDS**

- Two hits in last nine at-bats
  - Reached base safely in five of his last 11 trips to the plate
- Gonzaga  
Game 4  
• 1-for-4  
• Single in the second inning, setting up an RBI single from Moore in the next at-bat
- Game 3  
• 0-for-3, BB
- Game 2  
• 1-for-3, 2 R, 1 BB  
• Single in the fifth inning, walk in the sixth
- Game 1  
• 1-for-3 with a walk  
• First walk of the year
- Eastern Illinois  
Game 3  
• Went 0-for-4 in the finale against EIU.
- Game 2  
• Back-to-back games with a double.  
• Recorded two RBIs off his double in the fourth inning, scoring the final two runs of a six-run fourth.  
• Finished the game 1-for-3.
- Game 1  
• Went 2-for-4 on Opening Day in his first game with the Razorbacks.  
• Recorded Arkansas' first double of the year in the eighth inning.  
• 32nd multi-hit game of his career - 31 at West Virginia.

5 JACOB NESBIT • R-SO • INF • 6-0 • 180

**CAREER HIGHS**

Category	High	Opponent (Last)	Date
Hits	3	3x (Eastern Illinois)	2/15/20
Runs	2	4x (No. 15 LSU)	5/9/19
Doubles	1	9x (Eastern Illinois)	2/16/20
Triples	--	--	--
Home Runs	1	at Alabama	3/22/19
RBlS	6	No. 18 Tennessee	4/26/19
Walks	2	3x (at Kentucky)	5/5/19
Stolen Bases	1	5x (at No. 15 Auburn)	4/6/19

**SEASON HIGHS**

Category	High	Opponent (Last)	Date
Hits	3	Eastern Illinois	2/15/20
Runs	1	2x (Gonzaga)	2/20/20
Doubles	1	2x (Eastern Illinois)	2/16/20
Triples	--	--	--
Home Runs	--	--	--
RBlS	2	2x (Eastern Illinois)	2/16/20
Walks	1	4x (Gonzaga)	2/22/20
Stolen Bases	--	--	--

**Jacob Nesbit Career Stats**

Year	Avg	GP	GS	AB	R	H	2B	3B	HR	RBI	BB	SB-ATT
2019	.255	64	61	212	35	54	10	0	3	42	26	7-10
2020	.269	7	7	26	3	7	2	0	0	5	3	0-0
<b>TOTAL</b>	<b>.256</b>	<b>71</b>	<b>68</b>	<b>238</b>	<b>38</b>	<b>61</b>	<b>12</b>	<b>0</b>	<b>3</b>	<b>47</b>	<b>29</b>	<b>7-10</b>

**2020 TRENDS**

- One hit in last seven at-bats
- Gonzaga  
Game 4  
• 0-for-4  
• Four flyouts in finale vs. Zags
- Game 3  
• 1-for-2, BB  
• Produced three productive trips to the plate - BB-2nd, sac bunt-5th, single -6th
- Game 2  
• 0-for-4  
• Struck out twice, grounded out twice
- Game 1  
• 1-for-4, RBI, run scored  
• Fourth-straight game with a hit  
• Two-out single in the second inning resulted in two-RBI double from Moore.
- Eastern Illinois  
Game 3  
• Recorded a two-RBI double in the second inning.
- Game 2  
• Finished the game 3-for-5 with two RBIs and a run scored.  
• Third three-hit game of his career.  
• Followed two intentional walks with RBI singles.
- Game 1  
• Went 1-for-3 on Opening Day with a single in the second inning and a walk in the sixth.

1 ROBERT MOORE • FR • INF • 5-9 • 165

## SEASON HIGHS

Category	High	Opponent (Last)	Date
Hits	3	Gonzaga	2/22/20
Runs	2	Gonzaga	2/22/20
Doubles	1	Gonzaga	2/20/20
Triples	--	--	--
Home Runs	1	Gonzaga	2/22/20
RBI	3	Gonzaga	2/22/20
Walks	2	Gonzaga	2/23/20
Stolen Bases	1	2x (Gonzaga)	2/23/20

### Robert Moore Career Stats

Year	Avg	GP	GS	AB	R	H	2B	3B	HR	RBI	BB	SB-ATT
2020	.375	7	7	24	5	9	1	0	1	9	4	2-2
<b>TOTAL</b>	<b>.375</b>	<b>7</b>	<b>7</b>	<b>24</b>	<b>5</b>	<b>9</b>	<b>1</b>	<b>0</b>	<b>1</b>	<b>9</b>	<b>4</b>	<b>2-2</b>

## 2020 TRENDS

- Reached base safely in each of the last six games, including each of the last eight at-bats and 11 of the last 12 plate appearances
- Seven hits in the last eight at-bats (five-straight hits)
- SEC Co-Player of the Week & Perfect Game National Player of the Week (Feb. 24)

### Gonzaga

#### Game 4

- 2-for-2, 2 RBI, 1 R, 2 BB
- RBI singles in second & fourth innings
- Two-out walk in fifth inning & leadoff BB in seventh

#### Game 3

- 3-for-3, HR, 3 RBI, 2 R, BB
- RBI single in second inning
- Scored on an error in the fifth
- Hit two-run homer to left field in sixth inning
- Walked and reached third in eighth

#### Game 2

- 2-for-3, 2 RBI, 1 R, 1 BB
- First multi-hit game
- Back-to-back games with two RBIs

#### Game 1

- 1-for-4, 2B, 2 RBI
- First RBIs and first double as a Hog
- Brought in the first runs of the game with a two-out double down the third base line

### Eastern Illinois

#### Game 3

- 0-for-4 with three strikeouts.
- Reached base via HBP in the eighth inning.

#### Game 2

- Recorded his first collegiate hit in the fourth inning.
- Scored on a single from Christian Franklin.

#### Game 1

- Went 0-for-4 on Opening Day.

3 ZACK GREGORY • R-FR • INF/OF • 5-10 • 185

## SEASON HIGHS

Category	High	Opponent (Last)	Date
Hits	2	Gonzaga	2/22/20
Runs	1	Gonzaga	2/22/20
Doubles	--	--	--
Triples	--	--	--
Home Runs	--	--	--
RBI	--	--	--
Walks	1	2x (Gonzaga)	2/22/20
Stolen Bases	--	--	--

### Zack Gregory Career Stats

Year	Avg	GP	GS	AB	R	H	2B	3B	HR	RBI	BB	SB-ATT
2020	.400	4	1	5	1	2	0	0	0	0	1	0-0
<b>TOTAL</b>	<b>.400</b>	<b>4</b>	<b>1</b>	<b>5</b>	<b>1</b>	<b>2</b>	<b>0</b>	<b>0</b>	<b>0</b>	<b>0</b>	<b>1</b>	<b>0-0</b>

## 2020 TRENDS

- Reached base safely in five of eight trips to the plate this year
- Two singles and a walk in final three plate appearances on Saturday

### Gonzaga

#### Game 3

- 2-for-4, 1 BB, 1 R
- Singles in fifth & sixth innings, scoring on Kjerstad's double in the fifth

### Eastern Illinois

- Pinch runner on Opening Day (Feb. 14)
- Pinch hit and drew a walk on Feb. 15
- Pinch hit and was hit-by-a-pitch on Feb. 16



	<b>Opponent</b>	<b>Score</b>	<b>WP</b>	<b>LP</b>	<b>SV</b>	<b>Attend</b>	<b>Time</b>
<b>FEBRUARY</b>							
14	Eastern Illinois	W, 5-1	Connor Noland (1-0)	Will Klein (0-1)	--	9188	2:21
15	Eastern Illinois	W, 10-1	Patrick Wicklander (1-0)	Trevor Nicholson (0-1)	--	10814	2:56
16	Eastern Illinois	W, 12-3	Kole Ramage (1-0)	Foster Anshutz (0-1)	--	9,116	3:05
20	Gonzaga	W, 7-5	Caden Monke (1-0)	Jacob Rutherford (0-1)	Zebulon Vermillion (1)	7,754	3:01
21	Gonzaga	W, 9-3	Connor Noland (2-0)	Mac Lardner (0-1)	--	8,645	2:30
22	Gonzaga	W, 5-0	Patrick Wicklander (2-0)	Alek Jacob (0-1)	--	10,536	2:32
23	Gonzaga	W, 9-5	Marshall Denton (1-0)	Nick Trogrlic-Iverson (0-2)	--	7,615	3:03

# A || TV / RADIO ROSTER




**1**  
**ROBERT MOORE**  
Fr. • 5-9 • 165 • S/R  
INF • Leawood, Kan.



**3**  
**ZACK GREGORY**  
R-Fr. • 5-10 • 185 • L/R  
INF • Keller, Texas




**4**  
**CULLEN SMITH**  
R-Jr. • 6-0 • 190 • L/R  
INF • Nashville, Tenn.




**5**  
**JACOB NESBIT**  
R-Sr. • 6-0 • 180 • R/R  
INF • Coppell, Texas



**7**  
**DOMINIC TAMEZ**  
Fr. • 5-11 • 200 • R/R  
C/OF • San Antonio, Texas




**8**  
**BRAYDON WEBB**  
R-Jr. • 6-0 • 195 • R/R  
INF/OF • McKinney, Texas



**10**  
**MATT GOODHEART**  
Jr. • 6-1 • 180 • L/R  
INF • Magnolia, Ark.




**11**  
**CASON TOLLETT**  
Fr. • 6-1 • 205 • R/R  
C/1B • Little Rock, Ark.




**12**  
**CASEY OPITZ**  
Jr. • 5-11 • 195 • S/R  
C • Centennial, Colo.




**13**  
**CONNOR NOLAND**  
So. • 6-2 • 215 • R/R  
RHP • Greenwood, Ark.



**15**  
**CASEY MARTIN**  
Jr. • 5-11 • 175 • R/R  
INF • Lonoke, Ark.




**16**  
**COLE AUSTIN**  
R-Sr. • 6-2 • 195 • R/R  
INF • Kennesaw, Ga.



**17**  
**JESSE PIERCE**  
Fr. • 6-3 • 185 • R/R  
INF/OF • Las Vegas, Nev.



**18**  
**HESTON KJERSTAD**  
Jr. • 6-3 • 205 • L/R  
OF • Amarillo, Texas



**19**  
**TREY HARRIS**  
So. • 5-10 • 175 • R/R  
OF • Little Rock, Ark.



**20**  
**ELIJAH TREST**  
So. • 6-3 • 205 • L/R  
RHP • White Oak, Texas




**21**  
**JACOB BURTON**  
So. • 6-0 • 180 • R/R  
RHP • Diana, Texas




**22**  
**CURTIS WASHINGTON, JR.**  
So. • 6-2 • 175 • R/R  
OF/INF • West Memphis, Ark.



**24**  
**BRYCE MATTHEWS**  
Fr. • 6-4 • 200 • L/R  
OF • Parker, Colo.




**25**  
**CHRISTIAN FRANKLIN**  
So. • 5-11 • 185 • R/R  
OF • Overland Park, Kan.




**26**  
**TRAVIS HESTER**  
R-Fr. • 6-2 • 195 • R/R  
RHP • College Station, Texas



**27**  
**BLAKE ADAMS**  
Fr. • 6-2 • 205 • R/R  
RHP • Springdale, Ark.



**28**  
**KOLE RAMAGE**  
Jr. • 6-1 • 200 • R/R  
RHP • Southlake, Texas



**29**  
**MARSHALL DENTON**  
R-Jr. • 5-11 • 170 • R/R  
RHP • Beebe, Ark.




**31**  
**CALEB BOLDEN**  
R-So. • 6-2 • 190 • R/R  
RHP • Texarkana, Texas




**32**  
**ZACK MORRIS**  
Fr. • 6-3 • 215 • L/L  
LHP • Cabot, Ark.




**33**  
**PATRICK WICKLANDER**  
So. • 6-1 • 200 • R/L  
LHP • San Jose, Calif.




**34**  
**KEVIN HEINRICH**  
Fr. • 6-3 • 195 • R/R  
RHP • Coral Springs, Fla.




**36**  
**PEYTON PALLETTE**  
Fr. • 6-1 • 165 • L/L  
LHP • Benton, Ark.



**37**  
**CADEN MONKE**  
So. • 6-3 • 170 • L/L  
LHP • Mt. Olive, Ill.



**38**  
**MARK ADAMIAK**  
Fr. • 6-4 • 210 • R/R  
RHP • Shawnee, Kan.




**39**  
**EVAN TAYLOR**  
So. • 6-4 • 250 • L/L  
LHP • Florence, Ala.



**40**  
**COREY SPAIN**  
Fr. • 5-11 • 215 • L/L  
LHP • Monett, Mo.




**41**  
**WILL MCENTIRE**  
Fr. • 6-4 • 225 • L/R  
RHP • Bryant, Ark.



**43**  
**MILLER PLEIMANN**  
So. • 6-4 • 195 • R/R  
RHP • Fayetteville, Ark.




**44**  
**COLLIN TAYLOR**  
R-Jr. • 5-11 • 230 • R/R  
RHP • Florence, Ala.




**45**  
**KEVIN KOPPS**  
R-Jr. • 6-0 • 205 • R/R  
RHP • Sugar Land, Texas



**46**  
**CARTER SELLS**  
So. • 6-0 • 200 • R/R  
RHP • Brentwood, Tenn.



**49**  
**LIAM HENRY**  
So. • 6-2 • 185 • L/L  
LHP • Kansas City, Mo.




**51**  
**HUNTER MILLIGAN**  
R-So. • 6-4 • 215 • L/L  
LHP • Greenbrier, Ark.



**57**  
**NATHAN RINTZ**  
Fr. • 6-2 • 185 • R/R  
RHP • Schaumburg, Ill.




**58**  
**EVAN GRAY**  
Fr. • 6-4 • 195 • R/R  
RHP • Swansea, Ill.




**88**  
**ZEBULON VERMILLION**  
Jr. • 6-4 • 225 • L/R  
RHP • Prairie Village, Kan.




**2**  
**DAVE VAN HORN**  
Head Coach  
18th Season



**30**  
**NATE THOMPSON**  
Assistant Coach  
3rd Season



**47**  
**MATT HOBBS**  
Assistant Coach  
2nd Season



**9**  
**TAYLOR SMART**  
Volunteer Assistant  
2nd Season



**CLAY GOODWIN**  
Dir. of Operations  
13th Season



Date	Opponent	Score	Inns	Overall	Conference	Pitcher of record	Attend	Time
Feb 14, 2020	EASTERN ILLINOIS	w 5-1	9	1-0-0	0-0-0	C. Noland (W 1-0)	9188	2:21
Feb 15, 2020	EASTERN ILLINOIS	w 10-1	9	2-0-0	0-0-0	P Wicklander (W 1-0)	10814	2:56
Feb 16, 2020	EASTERN ILLINOIS	w 12-3	9	3-0-0	0-0-0	K. Ramage (W 1-0)	9116	3:05
Feb 20, 2020	GONZAGA	w 7-5	9	4-0-0	0-0-0	C. Monke (W 1-0)	7754	3:01
Feb 21, 2020	GONZAGA	w 9-3	9	5-0-0	0-0-0	C. Noland (W 2-0)	8645	2:30
Feb 22, 2020	GONZAGA	w 5-0	9	6-0-0	0-0-0	P Wicklander (W 2-0)	10536	2:32
Feb 23, 2020	GONZAGA	w 9-5	9	7-0-0	0-0-0	M. Denton (W 1-0)	7615	3:03

() extra inning game

# A || OVERALL STATISTICS

Record: 7-0 Home: 7-0 Away: 0-0 Conference: 0-0

Player	avg	gp-gs	ab	r	h	2b	3b	hr	rbi	tb	slg%	bb	hp	so	gdp	ob%	sf	sh	sb-att	po	a	e	fld%
Dominic Tamez	.667	3-1	3	2	2	0	0	0	0	2	.667	1	0	0	0	.750	0	0	0-0	10	1	0	1.000
Christian Franklin	.440	7-7	25	11	11	3	0	2	7	20	.800	6	0	2	0	.531	1	0	2-2	19	0	0	1.000
Zack Gregory	.400	4-1	5	1	2	0	0	0	0	2	.400	2	1	1	0	.625	0	0	1-1	2	2	0	1.000
Heston Kjerstad	.393	7-7	28	9	11	3	0	4	11	26	.929	5	1	5	0	.500	0	0	0-0	13	0	0	1.000
Robert Moore	.375	7-7	24	5	9	1	0	1	9	13	.542	4	1	5	0	.483	0	0	2-2	11	14	0	1.000
Casey Opitz	.364	7-6	22	5	8	3	1	1	7	16	.727	4	0	4	1	.462	0	0	0-1	43	9	1	.981
Jacob Nesbit	.269	7-7	26	3	7	2	0	0	5	9	.346	3	0	5	0	.345	0	1	0-0	5	15	0	1.000
Matt Goodheart	.267	7-7	30	6	8	0	0	1	7	11	.367	1	1	7	1	.313	0	0	0-0	0	0	0	.000
Cole Austin	.250	7-7	24	2	6	2	0	0	2	8	.333	3	0	5	0	.333	0	0	0-0	59	6	0	1.000
Braydon Webb	.231	6-6	26	9	6	0	0	1	3	9	.346	2	0	8	0	.276	1	1	0-0	11	0	1	.917
Casey Martin	.208	7-7	24	4	5	1	0	1	1	9	.375	6	1	8	0	.387	0	1	2-2	8	21	3	.906
Cason Tollett	.000	1-0	1	0	0	0	0	0	0	0	.000	0	0	0	0	.000	0	0	0-0	0	0	0	.000
Curtis Washington Jr	.000	2-0	1	0	0	0	0	0	0	0	.000	1	0	1	0	.500	0	0	0-0	1	1	0	1.000
Totals	.314	7	239	57	75	15	1	11	52	125	.523	38	5	51	2	.415	2	3	7-8	189	75	6	.978
Opponents	.214	7	229	18	49	6	1	2	15	63	.275	20	6	56	5	.292	2	1	6-8	168	48	12	.947

LOB - Team (62), Opp (51). DPs turned - Team (6), Opp (2). IBB - Team (4), C. Martin 4. Picked off - H. Kjerstad 1.

## (All games Sorted by Earned run avg)

Player	era	w-l	app	gs	cg	sho	sv	ip	h	r	er	bb	so	2b	3b	hr	b/avg	wp	hp	bk	sfa	sha
Patrick Wicklander	0.00	2-0	2	2	0	0/1	0	11.0	4	0	0	3	14	0	0	0	.111	0	2	0	0	0
Caleb Bolden	0.00	0-0	2	1	0	0/0	0	6.0	8	0	0	0	4	3	0	0	.364	0	1	0	0	1
Marshall Denton	0.00	1-0	3	0	0	0/0	0	3.1	1	0	0	1	4	0	0	0	.091	0	1	0	0	0
Elijah Trest	0.00	0-0	3	0	0	0/1	0	3.0	1	0	0	0	1	0	0	0	.100	0	0	0	0	0
Zebulon Vermillion	0.00	0-0	2	0	0	0/0	1	2.0	2	0	0	0	1	0	0	0	.250	0	0	0	0	0
Jacob Burton	0.00	0-0	2	0	0	0/0	0	2.0	0	0	0	3	3	0	0	0	.000	0	0	0	0	0
Connor Noland	1.42	2-0	2	2	0	0/0	0	12.2	7	4	2	4	14	0	0	1	.159	0	0	0	0	0
Caden Monke	1.80	1-0	3	0	0	0/1	0	5.0	2	1	1	3	6	0	0	0	.125	0	1	0	1	0
Kole Ramage	2.84	1-0	3	1	0	0/0	0	6.1	7	3	2	3	4	0	0	1	.250	1	1	0	0	0
Zack Morris	3.00	0-0	2	0	0	0/0	0	3.0	2	1	1	0	0	0	0	0	.200	0	0	0	1	0
Kevin Kopps	6.23	0-0	3	0	0	0/1	0	4.1	5	3	3	1	1	2	1	0	.294	0	0	0	0	0
Peyton Palette	9.00	0-0	1	0	0	0/0	0	1.0	2	1	1	0	1	0	0	0	.500	0	0	0	0	0
Blake Adams	13.50	0-0	2	1	0	0/0	0	3.1	8	5	5	2	3	1	0	0	.471	0	0	0	0	0
Totals	2.14	7-0	7	7	0	1/1	1	63.0	49	18	15	20	56	6	1	2	.214	1	6	0	2	1
Opponents	8.04	0-7	7	7	0	0/0	0	56.0	75	57	50	38	51	15	1	11	.314	3	5	1	2	3

PB - Team (0), Opp (1). Pickoffs - Team (1), C. Opitz 1, Opp (1). SBA/ATT - C. Opitz (6-8), C. Noland (4-5), C. Monke (2-2), P Wicklander (0-1).





Score by innings	1	2	3	4	5	6	7	8	9	Total
Arkansas	6	9	4	11	10	10	7	0	0	57
Opponents	0	1	3	1	6	3	3	0	1	18

**Record when ...**

Overall	7-0	After 6 leading	6-0
Conference	0-0	..... trailing	0-0
Non-Conference	7-0	..... tied	1-0
Home games	7-0	After 7 leading	7-0
Away games	0-0	..... trailing	0-0
Neutral site	0-0	..... tied	0-0
Day games	7-0	After 8 leading	7-0
Night games	0-0	..... trailing	0-0
vs Left starter	4-0	..... tied	0-0
vs Right starter	3-0		
1-Run games	0-0	Hit 0 home runs	1-0
2-Run games	1-0	... 1 home run	2-0
5+Run games	4-0	... 2+ home runs	4-0
Extra innings	0-0		
Shutouts	1-0	Opponent 0 home runs	5-0
		..... 1 home run	2-0
		..... 2+ HRs	0-0
Scoring 0-2 runs	0-0		
..... 3-5 runs	2-0		
..... 6-9 runs	3-0	Made 0 errors	3-0
..... 10+ runs	2-0	.... 1 error	2-0
		.... 2+ errors	2-0
Opponent 0-2 runs	3-0		
..... 3-5 runs	4-0	Opp. made 0 errors	2-0
..... 6-9 runs	0-0	..... 1 error	0-0
..... 10+ runs	0-0	..... 2+ errors	5-0
Scored in 1st inning	3-0	Out-hit opponent	6-0
Opp. scored in 1st	0-0	Out-hit by opponent	1-0
Scores first	7-0	Hits are tied	0-0
Opp. scores first	0-0		

**Record when team scores:**

Runs	0	1	2	3	4	5	6	7	8	9	10+
W-L	0-0	0-0	0-0	0-0	0-0	2-0	0-0	1-0	0-0	2-0	2-0

**Record when opponent scores:**

Runs	0	1	2	3	4	5	6	7	8	9	10+
W-L	1-0	2-0	0-0	2-0	0-0	2-0	0-0	0-0	0-0	0-0	0-0

**Record when leading after:**

Inn.	1	2	3	4	5	6	7	8
W-L	3-0	6-0	6-0	7-0	6-0	6-0	7-0	7-0

**Record when trailing after:**

Inn.	1	2	3	4	5	6	7	8
W-L	0-0	0-0	0-0	0-0	0-0	0-0	0-0	0-0

**Record when tied after:**

Inn.	1	2	3	4	5	6	7	8
W-L	4-0	1-0	1-0	0-0	1-0	1-0	0-0	0-0

Current winning streak: 7

Longest winning streak: 7

Longest losing streak: 0

Home attendance : 63668 ( 7 dates avg = 9095 )

Away attendance : 0 ( 0 dates avg = 0 )

Total attendance: 63668 ( 7 dates avg = 9095 )



## || MISCELLANEOUS STATS

<b>Multiple Hit Games</b>	<b>2</b>	<b>3</b>	<b>4</b>	<b>5+</b>	<b>Total</b>
Christian Franklin	2	1	-	-	3
Robert Moore	2	1	-	-	3
Casey Opitz	1	1	-	-	2
Heston Kjerstad	-	2	-	-	2
Matt Goodheart	-	2	-	-	2
Braydon Webb	2	-	-	-	2
Jacob Nesbit	-	1	-	-	1
Casey Martin	1	-	-	-	1
Cole Austin	1	-	-	-	1
Zack Gregory	1	-	-	-	1
Dominic Tamez	1	-	-	-	1
TEAM	11	8	0	0	19

<b>Multiple RBI Games</b>	<b>2</b>	<b>3</b>	<b>4</b>	<b>5+</b>	<b>Total</b>
Robert Moore	3	1	-	-	4
Casey Opitz	3	-	-	-	3
Matt Goodheart	-	2	-	-	2
Jacob Nesbit	2	-	-	-	2
Heston Kjerstad	-	1	-	1	2
Christian Franklin	2	-	-	-	2
Braydon Webb	1	-	-	-	1
Cole Austin	1	-	-	-	1
TEAM	12	4	0	1	17

<b>Hitting Streaks</b>	<b>Longest</b>	<b>Current</b>
Christian Franklin	7	7
Heston Kjerstad	7	7
Robert Moore	4	4
Casey Opitz	4	1
Jacob Nesbit	4	-
Matt Goodheart	3	1
Braydon Webb	3	1
Cole Austin	2	1
Casey Martin	2	2
Dominic Tamez	1	1
Zack Gregory	1	1

<b>Reached Base Streaks</b>	<b>Longest</b>	<b>Current</b>
Christian Franklin	7	7
Heston Kjerstad	7	7
Casey Martin	7	7
Robert Moore	6	6
Casey Opitz	5	1
Matt Goodheart	5	1
Braydon Webb	4	1
Cole Austin	4	4
Jacob Nesbit	4	-
Zack Gregory	3	3
Dominic Tamez	1	1
Curtis Washington Jr	1	-


**Starting Lineup By Position  
(Team W-L record when starter)**

PITCHER:		
Connor Noland	2	(2-0)
Patrick Wicklander	2	(2-0)
Blake Adams	1	(1-0)
Kole Ramage	1	(1-0)
Caleb Bolden	1	(1-0)
CATCHER:		
Casey Opitz	6	(6-0)
Dominic Tamez	1	(1-0)
FIRST BASE:		
Cole Austin	7	(7-0)
SECOND BASE:		
Robert Moore	7	(7-0)
THIRD BASE:		
Jacob Nesbit	7	(7-0)
SHORTSTOP:		
Casey Martin	7	(7-0)
LEFT FIELD:		
Braydon Webb	6	(6-0)
Zack Gregory	1	(1-0)
CENTER FIELD:		
Christian Franklin	7	(7-0)
RIGHT FIELD:		
Heston Kjerstad	7	(7-0)
DESIGNATED HITTER:		
Matt Goodheart	7	(7-0)

**Starting Lineup By Lineup Spot  
(Team W-L record when starter)**

LEADOFF:		
Braydon Webb	6	(6-0)
Zack Gregory	1	(1-0)
2ND SPOT:		
Heston Kjerstad	4	(4-0)
Christian Franklin	3	(3-0)
3RD SPOT:		
Matt Goodheart	4	(4-0)
Heston Kjerstad	3	(3-0)
CLEANUP:		
Casey Martin	4	(4-0)
Matt Goodheart	3	(3-0)
5TH SPOT:		
Casey Martin	3	(3-0)
Christian Franklin	3	(3-0)
Casey Opitz	1	(1-0)
6TH SPOT:		
Jacob Nesbit	4	(4-0)
Dominic Tamez	1	(1-0)
Casey Opitz	1	(1-0)
Christian Franklin	1	(1-0)
7TH SPOT:		
Cole Austin	5	(5-0)
Casey Opitz	2	(2-0)
8TH SPOT:		
Casey Opitz	2	(2-0)
Cole Austin	2	(2-0)
Robert Moore	2	(2-0)
Jacob Nesbit	1	(1-0)
9TH SPOT:		
Robert Moore	5	(5-0)
Jacob Nesbit	2	(2-0)



# INDIVIDUAL GAME-BY-GAME

## #27 Blake Adams - 2 appearances (All games)

Date	Opponent	GS	IP	H	R	ER	BB	SO	2B	3B	HR	WP	BK	HBP	IBB	Score	W-L	Sv	ERA	NP
Feb 16	EASTERN ILLINOIS	*	3.0	6	2	2	1	2	0	0	0	0	0	0	0	12-3	0-0	0	6.00	53
Feb 23	GONZAGA	*	0.1	2	3	3	1	1	1	0	0	0	0	0	0	9-5	0-0	0	13.50	17
Totals		1	3.1	8	5	5	2	3	1	0	0	0	0	0	0	21-8	0-0	0	13.50	-

## #8 Braydon Webb - 6 games (All games)

Date	Opponent	Pos	AB	R	H	RBI	2B	3B	HR	BB	SB	CS	HBP	SAC	SF	GDP	K	PO	A	E	Avg
Feb 14	EASTERN ILLINOIS	*of	4	2	1	0	0	0	0	1	0	0	0	0	0	0	1	2	0	0	.250
Feb 15	EASTERN ILLINOIS	*of	4	2	2	1	0	0	1	0	0	0	0	0	0	0	1	0	0	0	.375
Feb 16	EASTERN ILLINOIS	*of	6	3	2	0	0	0	0	0	0	0	0	0	0	0	0	4	0	0	.357
Feb 20	GONZAGA	*of	4	0	0	0	0	0	0	1	0	0	0	0	0	0	0	3	0	0	.278
Feb 21	GONZAGA	*of	3	1	0	2	0	0	0	0	0	0	0	1	1	0	3	2	0	0	.238
Feb 23	GONZAGA	*of	5	1	1	0	0	0	0	0	0	0	0	0	0	0	3	0	0	1	.231
Totals		6gs	26	9	6	3	0	0	1	2	0	0	0	1	1	0	8	11	0	1	.231

On base pct. .276 • Slugging pct. .346

## #22 Curtis Washington Jr - 2 games (All games)

Date	Opponent	Pos	AB	R	H	RBI	2B	3B	HR	BB	SB	CS	HBP	SAC	SF	GDP	K	PO	A	E	Avg
Feb 15	EASTERN ILLINOIS	of	0	0	0	0	0	0	0	1	0	0	0	0	0	0	0	0	1	0	.000
Feb 16	EASTERN ILLINOIS	pr/of	1	0	0	0	0	0	0	0	0	0	0	0	0	0	1	1	0	0	.000
Totals		0gs	1	0	0	0	0	0	0	1	0	0	0	0	0	0	1	1	1	0	.000

On base pct. .500 • Slugging pct. .000

## #16 Cole Austin - 7 games (All games)

Date	Opponent	Pos	AB	R	H	RBI	2B	3B	HR	BB	SB	CS	HBP	SAC	SF	GDP	K	PO	A	E	Avg
Feb 14	EASTERN ILLINOIS	*1b	4	0	2	0	1	0	0	0	0	0	0	0	0	0	1	7	2	0	.500
Feb 15	EASTERN ILLINOIS	*1b	3	0	1	2	1	0	0	0	0	0	0	0	0	0	0	5	1	0	.429
Feb 16	EASTERN ILLINOIS	*1b	4	0	0	0	0	0	0	0	0	0	0	0	0	0	1	6	0	0	.273
Feb 20	GONZAGA	*1b	3	0	1	0	0	0	0	1	0	0	0	0	0	0	2	10	0	0	.286
Feb 21	GONZAGA	*1b	3	2	1	0	0	0	0	1	0	0	0	0	0	0	0	14	1	0	.294
Feb 22	GONZAGA	*1b	3	0	0	0	0	0	0	1	0	0	0	0	0	0	1	9	0	0	.250
Feb 23	GONZAGA	*1b	4	0	1	0	0	0	0	0	0	0	0	0	0	0	0	8	2	0	.250
Totals		7gs	24	2	6	2	2	0	0	3	0	0	0	0	0	0	5	59	6	0	.250

On base pct. .333 • Slugging pct. .333

## #31 Caleb Bolden - 2 appearances (All games)

Date	Opponent	GS	IP	H	R	ER	BB	SO	2B	3B	HR	WP	BK	HBP	IBB	Score	W-L	Sv	ERA	NP
Feb 15	EASTERN ILLINOIS		3.0	3	0	0	0	3	3	0	0	0	0	1	0	10-1	0-0	0	0.00	45
Feb 23	GONZAGA	*	3.0	5	0	0	0	1	0	0	0	0	0	0	0	9-5	0-0	0	0.00	47
Totals		1	6.0	8	0	0	0	4	3	0	0	0	0	1	0	19-6	0-0	0	0.00	-

## #25 Christian Franklin - 7 games (All games)

Date	Opponent	Pos	AB	R	H	RBI	2B	3B	HR	BB	SB	CS	HBP	SAC	SF	GDP	K	PO	A	E	Avg
Feb 14	EASTERN ILLINOIS	*of	3	1	1	2	0	0	1	1	0	0	0	0	0	0	1	1	0	0	.333
Feb 15	EASTERN ILLINOIS	*of	4	2	1	1	0	0	0	1	1	0	0	0	0	0	0	3	0	0	.286
Feb 16	EASTERN ILLINOIS	*of	5	2	3	0	1	0	0	1	0	0	0	0	0	0	1	0	0	0	.417
Feb 20	GONZAGA	*of	3	1	1	1	0	0	0	1	0	0	0	0	0	0	0	5	0	0	.400
Feb 21	GONZAGA	*of	3	1	2	2	1	0	0	0	0	0	0	0	1	0	0	3	0	0	.444
Feb 22	GONZAGA	*of	3	2	1	0	1	0	0	1	1	0	0	0	0	0	0	2	0	0	.429
Feb 23	GONZAGA	*of	4	2	2	1	0	0	1	1	0	0	0	0	0	0	0	5	0	0	.440
Totals		7gs	25	11	11	7	3	0	2	6	2	0	0	0	1	0	2	19	0	0	.440

On base pct. .531 • Slugging pct. .800



#15 Casey Martin - 7 games (All games)

Date	Opponent	Pos	AB	R	H	RBI	2B	3B	HR	BB	SB	CS	HBP	SAC	SF	GDP	K	PO	A	E	Avg
Feb 14	EASTERN ILLINOIS	*ss	3	0	0	0	0	0	0	1	0	0	0	0	0	0	2	0	1	1	.000
Feb 15	EASTERN ILLINOIS	*ss	3	1	1	0	1	0	0	2	0	0	0	0	0	0	0	2	5	0	.167
Feb 16	EASTERN ILLINOIS	*ss	4	1	2	0	0	0	0	0	1	0	1	0	0	0	0	1	2	0	.300
Feb 20	GONZAGA	*ss	2	1	0	0	0	0	0	2	0	0	0	0	0	0	1	1	4	0	.250
Feb 21	GONZAGA	*ss	2	0	0	0	0	0	0	1	0	0	1	0	0	0	1	1	2	1	.214
Feb 22	GONZAGA	*ss	5	0	1	0	0	0	0	0	1	0	0	0	0	0	3	1	3	0	.211
Feb 23	GONZAGA	*ss	5	1	1	1	0	0	1	0	0	0	0	0	0	0	1	2	4	1	.208
Totals		7gs	24	4	5	1	1	0	1	6	2	0	1	1	0	0	8	8	21	3	.208

On base pct. .387 • Slugging pct. .375

#37 Caden Monke - 3 appearances (All games)

Date	Opponent	GS	IP	H	R	ER	BB	SO	2B	3B	HR	WP	BK	HBP	IBB	Score	W-L	Sv	ERA	NP
Feb 16	EASTERN ILLINOIS		2.0	1	1	1	1	1	0	0	0	0	0	0	0	12-3	0-0	0	4.50	31
Feb 20	GONZAGA		2.0	1	0	0	1	3	0	0	0	0	0	1	0	7-5	1-0	0	2.25	35
Feb 22	GONZAGA		1.0	0	0	0	1	2	0	0	0	0	0	0	0	5-0	1-0	0	1.80	24
Totals		0	5.0	2	1	1	3	6	0	0	0	0	0	1	0	24-8	1-0	0	1.80	-

#13 Connor Noland - 2 games (All games)

Date	Opponent	Pos	AB	R	H	RBI	2B	3B	HR	BB	SB	CS	HBP	SAC	SF	GDP	K	PO	A	E	Avg
Feb 14	EASTERN ILLINOIS	*p	0	0	0	0	0	0	0	0	0	0	0	0	0	0	0	3	1	0	.000
Feb 21	GONZAGA	*p	0	0	0	0	0	0	0	0	0	0	0	0	0	0	0	0	1	0	.000
Totals		2gs	0	0	0	0	0	0	0	0	0	0	0	0	0	0	0	3	2	0	.000

On base pct. .000 • Slugging pct. .000

#13 Connor Noland - 2 appearances (All games)

Date	Opponent	GS	IP	H	R	ER	BB	SO	2B	3B	HR	WP	BK	HBP	IBB	Score	W-L	Sv	ERA	NP
Feb 14	EASTERN ILLINOIS	*	6.2	2	1	0	1	11	0	0	0	0	0	0	0	5-1	1-0	0	0.00	86
Feb 21	GONZAGA	*	6.0	5	3	2	3	3	0	0	1	0	0	0	0	9-3	2-0	0	1.42	90
Totals		2	12.2	7	4	2	4	14	0	0	1	0	0	0	0	14-4	2-0	0	1.42	-

#12 Casey Opitz - 7 games (All games)

Date	Opponent	Pos	AB	R	H	RBI	2B	3B	HR	BB	SB	CS	HBP	SAC	SF	GDP	K	PO	A	E	Avg
Feb 14	EASTERN ILLINOIS	*c	3	0	0	0	0	0	0	1	0	0	0	0	0	0	1	11	4	0	.000
Feb 15	EASTERN ILLINOIS	*c	2	0	1	0	0	0	0	1	0	1	0	0	0	0	0	7	0	0	.200
Feb 16	EASTERN ILLINOIS	*c	3	1	1	2	1	0	0	2	0	0	0	0	0	0	1	7	0	0	.250
Feb 20	GONZAGA	*c	4	1	2	2	1	0	0	0	0	0	0	0	0	0	1	4	3	0	.333
Feb 21	GONZAGA	*c	4	3	3	2	0	1	1	0	0	0	0	0	0	0	0	4	0	1	.438
Feb 22	GONZAGA	*c	4	0	0	0	0	0	0	0	0	0	0	0	0	0	1	9	2	0	.350
Feb 23	GONZAGA	c	2	0	1	1	1	0	0	0	0	0	0	0	1	0	1	0	0	0	.364
Totals		6gs	22	5	8	7	3	1	1	4	0	1	0	0	1	4	43	9	1	1	.364

On base pct. .462 • Slugging pct. .727

#11 Cason Tollett - 1 game (All games)

Date	Opponent	Pos	AB	R	H	RBI	2B	3B	HR	BB	SB	CS	HBP	SAC	SF	GDP	K	PO	A	E	Avg
Feb 15	EASTERN ILLINOIS	ph	1	0	0	0	0	0	0	0	0	0	0	0	0	0	0	0	0	0	.000
Totals		0gs	1	0	0	0	0	0	0	0	0	0	0	0	0	0	0	0	0	0	.000

On base pct. .000 • Slugging pct. .000



# INDIVIDUAL GAME-BY-GAME

## #7 Dominic Tamez - 3 games (All games)

Date	Opponent	Pos	AB	R	H	RBI	2B	3B	HR	BB	SB	CS	HBP	SAC	SF	GDP	K	PO	A	E	Avg
Feb 15	EASTERN ILLINOIS	ph/c	1	0	0	0	0	0	0	0	0	0	0	0	0	0	0	5	0	0	.000
Feb 16	EASTERN ILLINOIS	c	0	0	0	0	0	0	0	0	0	0	0	0	0	0	0	0	0	0	.000
Feb 23	GONZAGA	*c	2	2	2	0	0	0	0	1	0	0	0	0	0	0	0	5	1	0	.667
Totals		1gs	3	2	2	0	0	0	0	1	0	0	0	0	0	0	0	10	1	0	.667

On base pct. .750 • Slugging pct. .667

## #20 Elijah Trest - 3 appearances (All games)

Date	Opponent	GS	IP	H	R	ER	BB	SO	2B	3B	HR	WP	BK	HBP	IBB	Score	W-L	Sv	ERA	NP
Feb 16	EASTERN ILLINOIS		1.0	0	0	0	0	0	0	0	0	0	0	0	0	12-3	0-0	0	0.00	8
Feb 20	GONZAGA		1.0	0	0	0	0	0	0	0	0	0	0	0	0	7-5	0-0	0	0.00	17
Feb 22	GONZAGA		1.0	1	0	0	0	1	0	0	0	0	0	0	0	5-0	0-0	0	0.00	14
Totals		0	3.0	1	0	0	0	1	0	0	0	0	0	0	0	24-8	0-0	0	0.00	-

## #18 Heston Kjerstad - 7 games (All games)

Date	Opponent	Pos	AB	R	H	RBI	2B	3B	HR	BB	SB	CS	HBP	SAC	SF	GDP	K	PO	A	E	Avg
Feb 14	EASTERN ILLINOIS	*of	4	2	3	3	0	0	0	0	0	0	0	0	0	0	0	0	0	0	.750
Feb 15	EASTERN ILLINOIS	*of/1b	3	2	1	1	0	0	0	2	0	0	0	0	0	0	1	2	0	0	.571
Feb 16	EASTERN ILLINOIS	*of	5	2	3	6	1	0	2	0	0	0	0	0	0	0	0	2	0	0	.583
Feb 20	GONZAGA	*of	4	2	1	0	0	0	0	1	0	0	0	0	0	0	1	1	0	0	.500
Feb 21	GONZAGA	*of	5	0	1	0	0	0	0	0	0	0	0	0	0	0	1	2	0	0	.429
Feb 22	GONZAGA	*of	4	0	1	1	1	0	0	0	0	0	1	0	0	0	0	2	0	0	.400
Feb 23	GONZAGA	*of	3	1	1	0	1	0	0	2	0	0	0	0	0	0	2	2	0	0	.393
Totals		7gs	28	9	11	11	3	0	4	5	0	0	1	0	0	0	5	13	0	0	.393

On base pct. .500 • Slugging pct. .929

## #21 Jacob Burton - 2 appearances (All games)

Date	Opponent	GS	IP	H	R	ER	BB	SO	2B	3B	HR	WP	BK	HBP	IBB	Score	W-L	Sv	ERA	NP
Feb 16	EASTERN ILLINOIS		1.0	0	0	0	2	2	0	0	0	0	0	0	0	12-3	0-0	0	0.00	23
Feb 21	GONZAGA		1.0	0	0	0	1	1	0	0	0	0	0	0	0	9-3	0-0	0	0.00	18
Totals		0	2.0	0	0	0	3	3	0	0	0	0	0	0	0	21-6	0-0	0	0.00	-

## #5 Jacob Nesbit - 7 games (All games)

Date	Opponent	Pos	AB	R	H	RBI	2B	3B	HR	BB	SB	CS	HBP	SAC	SF	GDP	K	PO	A	E	Avg	
Feb 14	EASTERN ILLINOIS	*3b	3	0	1	0	0	0	0	0	0	0	0	0	0	0	0	0	1	1	0	.333
Feb 15	EASTERN ILLINOIS	*3b	5	1	3	2	1	0	0	0	0	0	0	0	0	0	0	0	2	0	0	.500
Feb 16	EASTERN ILLINOIS	*3b/1b	4	1	1	2	1	0	0	1	0	0	0	0	0	0	1	3	1	0	.417	
Feb 20	GONZAGA	*3b	4	1	1	1	0	0	0	0	0	0	0	0	0	0	0	1	1	1	.375	
Feb 21	GONZAGA	*3b	4	0	0	0	0	0	0	0	0	0	0	0	0	0	2	0	8	0	.300	
Feb 22	GONZAGA	*3b	2	0	1	0	0	0	0	1	0	0	0	1	0	0	1	0	1	0	.318	
Feb 23	GONZAGA	*3b	4	0	0	0	0	0	0	0	0	0	0	0	0	0	0	0	1	0	.269	
Totals		7gs	26	3	7	5	2	0	0	3	0	0	0	1	0	0	5	5	15	0	.269	

On base pct. .345 • Slugging pct. .346

## #45 Kevin Kopps - 3 appearances (All games)

Date	Opponent	GS	IP	H	R	ER	BB	SO	2B	3B	HR	WP	BK	HBP	IBB	Score	W-L	Sv	ERA	NP
Feb 14	EASTERN ILLINOIS		1.0	1	0	0	0	1	0	0	0	0	0	0	0	5-1	0-0	0	0.00	13
Feb 20	GONZAGA		2.1	4	3	3	0	0	2	1	0	0	0	0	0	7-5	0-0	0	8.10	36
Feb 22	GONZAGA		1.0	0	0	0	1	0	0	0	0	0	0	0	0	5-0	0-0	0	6.23	16
Totals		0	4.1	5	3	3	1	1	2	1	0	0	0	0	0	17-6	0-0	0	6.23	-



#28 Kole Ramage - 3 games (All games)

Date	Opponent	Pos	AB	R	H	RBI	2B	3B	HR	BB	SB	CS	HBP	SAC	SF	GDP	K	PO	A	E	Avg	
Feb 16	EASTERN ILLINOIS	p	0	0	0	0	0	0	0	0	0	0	0	0	0	0	0	0	0	1	1	.000
Feb 20	GONZAGA	*p	0	0	0	0	0	0	0	0	0	0	0	0	0	0	0	0	1	0	0	.000
Feb 23	GONZAGA	p	0	0	0	0	0	0	0	0	0	0	0	0	0	0	0	0	1	0	0	.000
Totals		1gs	0	0	0	0	0	0	0	0	0	0	0	0	0	0	0	0	2	1	0	.000

On base pct. .000 • Slugging pct. .000

#28 Kole Ramage - 3 appearances (All games)

Date	Opponent	GS	IP	H	R	ER	BB	SO	2B	3B	HR	WP	BK	HBP	IBB	Score	W-L	Sv	ERA	NP
Feb 16	EASTERN ILLINOIS		2.0	1	0	0	1	2	0	0	0	0	0	0	0	12-3	1-0	0	0.00	45
Feb 20	GONZAGA	*	2.2	4	2	2	2	2	0	0	1	0	0	1	0	7-5	1-0	0	3.86	64
Feb 23	GONZAGA		1.2	2	1	0	0	0	0	0	0	1	0	0	0	9-5	1-0	0	2.84	30
Totals		1	6.1	7	3	2	3	4	0	0	1	1	0	1	0	28-13	1-0	0	2.84	-

#29 Marshall Denton - 3 appearances (All games)

Date	Opponent	GS	IP	H	R	ER	BB	SO	2B	3B	HR	WP	BK	HBP	IBB	Score	W-L	Sv	ERA	NP
Feb 14	EASTERN ILLINOIS		1.1	1	0	0	0	1	0	0	0	0	0	0	0	5-1	0-0	0	0.00	12
Feb 21	GONZAGA		1.0	0	0	0	1	0	0	0	0	0	0	0	0	9-3	0-0	0	0.00	16
Feb 23	GONZAGA		1.0	0	0	0	0	3	0	0	0	0	0	0	0	9-5	1-0	0	0.00	14
Totals		0	3.1	1	0	0	1	4	0	0	0	0	0	0	0	23-9	1-0	0	0.00	-

#10 Matt Goodheart - 7 games (All games)

Date	Opponent	Pos	AB	R	H	RBI	2B	3B	HR	BB	SB	CS	HBP	SAC	SF	GDP	K	PO	A	E	Avg	
Feb 14	EASTERN ILLINOIS	*dh	3	0	0	0	0	0	0	1	0	0	0	0	0	1	1	0	0	0	0	.000
Feb 15	EASTERN ILLINOIS	*dh	4	1	1	3	0	0	1	0	0	0	0	0	0	0	1	0	0	0	0	.143
Feb 16	EASTERN ILLINOIS	*dh	6	2	3	1	0	0	0	0	0	0	0	0	0	0	1	0	0	0	0	.308
Feb 20	GONZAGA	*dh	4	1	1	0	0	0	0	0	0	0	0	0	0	0	1	0	0	0	0	.294
Feb 21	GONZAGA	*dh	3	1	0	0	0	0	0	0	0	0	1	0	0	0	2	0	0	0	0	.250
Feb 22	GONZAGA	*dh	5	0	0	0	0	0	0	0	0	0	0	0	0	0	1	0	0	0	0	.200
Feb 23	GONZAGA	*dh	5	1	3	3	0	0	0	0	0	0	0	0	0	0	0	0	0	0	0	.267
Totals		7gs	30	6	8	7	0	0	1	1	0	0	1	0	0	1	7	0	0	0	0	.267

On base pct. .312 • Slugging pct. .367

#33 Patrick Wicklander - 2 games (All games)

Date	Opponent	Pos	AB	R	H	RBI	2B	3B	HR	BB	SB	CS	HBP	SAC	SF	GDP	K	PO	A	E	Avg	
Feb 15	EASTERN ILLINOIS	*p	0	0	0	0	0	0	0	0	0	0	0	0	0	0	0	1	0	0	0	.000
Feb 22	GONZAGA	*p	0	0	0	0	0	0	0	0	0	0	0	0	0	0	0	1	1	0	0	.000
Totals		2gs	0	0	0	0	0	0	0	0	0	0	0	0	0	0	0	2	1	0	0	.000

On base pct. .000 • Slugging pct. .000

#33 Patrick Wicklander - 2 appearances (All games)

Date	Opponent	GS	IP	H	R	ER	BB	SO	2B	3B	HR	WP	BK	HBP	IBB	Score	W-L	Sv	ERA	NP
Feb 15	EASTERN ILLINOIS	*	5.0	3	0	0	2	7	0	0	0	0	0	1	0	10-1	1-0	0	0.00	77
Feb 22	GONZAGA	*	6.0	1	0	0	1	7	0	0	0	0	0	1	0	5-0	2-0	0	0.00	89
Totals		2	11.0	4	0	0	3	14	0	0	0	0	0	2	0	15-1	2-0	0	0.00	-

#36 Peyton Palette - 1 appearance (All games)

Date	Opponent	GS	IP	H	R	ER	BB	SO	2B	3B	HR	WP	BK	HBP	IBB	Score	W-L	Sv	ERA	NP
Feb 15	EASTERN ILLINOIS		1.0	2	1	1	0	1	0	0	0	0	0	0	0	10-1	0-0	0	9.00	16
Totals		0	1.0	2	1	1	0	1	0	0	0	0	0	0	0	10-1	0-0	0	9.00	-



# INDIVIDUAL GAME-BY-GAME

## #1 Robert Moore - 7 games (All games)

Date	Opponent	Pos	AB	R	H	RBI	2B	3B	HR	BB	SB	CS	HBP	SAC	SF	GDP	K	PO	A	E	Avg
Feb 14	EASTERN ILLINOIS	*2b	4	0	0	0	0	0	0	0	0	0	0	0	0	0	1	0	1	0	.000
Feb 15	EASTERN ILLINOIS	*2b	4	1	1	0	0	0	0	0	0	0	0	0	0	0	0	1	2	0	.125
Feb 16	EASTERN ILLINOIS	*2b	4	0	0	0	0	0	0	0	0	0	1	0	0	0	3	3	3	0	.083
Feb 20	GONZAGA	*2b	4	0	1	2	1	0	0	0	0	0	0	0	0	0	0	2	1	0	.125
Feb 21	GONZAGA	*2b	3	1	2	2	0	0	0	1	0	0	0	0	0	0	1	1	2	0	.211
Feb 22	GONZAGA	*2b	3	2	3	3	0	0	1	1	1	0	0	0	0	0	0	2	3	0	.318
Feb 23	GONZAGA	*2b	2	1	2	2	0	0	0	2	1	0	0	0	0	0	0	2	2	0	.375
<b>Totals</b>		<b>7gs</b>	<b>24</b>	<b>5</b>	<b>9</b>	<b>9</b>	<b>1</b>	<b>0</b>	<b>1</b>	<b>4</b>	<b>2</b>	<b>0</b>	<b>1</b>	<b>0</b>	<b>0</b>	<b>0</b>	<b>5</b>	<b>11</b>	<b>14</b>	<b>0</b>	<b>.375</b>

On base pct. .483 • Slugging pct. .542

## #88 Zebulon Vermillion - 1 game (All games)

Date	Opponent	Pos	AB	R	H	RBI	2B	3B	HR	BB	SB	CS	HBP	SAC	SF	GDP	K	PO	A	E	Avg
Feb 20	GONZAGA	p	0	0	0	0	0	0	0	0	0	0	0	0	0	0	0	0	1	0	.000
<b>Totals</b>		<b>0gs</b>	<b>0</b>	<b>0</b>	<b>0</b>	<b>0</b>	<b>0</b>	<b>0</b>	<b>0</b>	<b>0</b>	<b>0</b>	<b>0</b>	<b>0</b>	<b>0</b>	<b>0</b>	<b>0</b>	<b>0</b>	<b>0</b>	<b>1</b>	<b>0</b>	<b>.000</b>

On base pct. .000 • Slugging pct. .000

## #88 Zebulon Vermillion - 2 appearances (All games)

Date	Opponent	GS	IP	H	R	ER	BB	SO	2B	3B	HR	WP	BK	HBP	IBB	Score	W-L	Sv	ERA	NP
Feb 20	GONZAGA		1.0	2	0	0	0	0	0	0	0	0	0	0	0	7-5	0-0	1	0.00	15
Feb 23	GONZAGA		1.0	0	0	0	0	1	0	0	0	0	0	0	0	9-5	0-0	1	0.00	12
<b>Totals</b>		<b>0</b>	<b>2.0</b>	<b>2</b>	<b>0</b>	<b>0</b>	<b>0</b>	<b>1</b>	<b>0</b>	<b>0</b>	<b>0</b>	<b>0</b>	<b>0</b>	<b>0</b>	<b>0</b>	<b>16-10</b>	<b>0-0</b>	<b>1</b>	<b>0.00</b>	<b>-</b>

## #3 Zack Gregory - 4 games (All games)

Date	Opponent	Pos	AB	R	H	RBI	2B	3B	HR	BB	SB	CS	HBP	SAC	SF	GDP	K	PO	A	E	Avg
Feb 14	EASTERN ILLINOIS	pr	0	0	0	0	0	0	0	0	0	0	0	0	0	0	0	0	0	0	.000
Feb 15	EASTERN ILLINOIS	ph/of	1	0	0	0	0	0	0	1	0	0	0	0	0	0	0	1	0	0	.000
Feb 16	EASTERN ILLINOIS	ph/3b	0	0	0	0	0	0	0	0	0	0	1	0	0	0	0	0	2	0	.000
Feb 22	GONZAGA	*of	4	1	2	0	0	0	0	1	1	0	0	0	0	0	1	1	0	0	.400
<b>Totals</b>		<b>1gs</b>	<b>5</b>	<b>1</b>	<b>2</b>	<b>0</b>	<b>0</b>	<b>0</b>	<b>0</b>	<b>2</b>	<b>1</b>	<b>0</b>	<b>1</b>	<b>0</b>	<b>0</b>	<b>0</b>	<b>1</b>	<b>2</b>	<b>2</b>	<b>0</b>	<b>.400</b>

On base pct. .625 • Slugging pct. .400

## #32 Zack Morris - 1 game (All games)

Date	Opponent	Pos	AB	R	H	RBI	2B	3B	HR	BB	SB	CS	HBP	SAC	SF	GDP	K	PO	A	E	Avg
Feb 23	GONZAGA	p	0	0	0	0	0	0	0	0	0	0	0	0	0	0	0	2	0	0	.000
<b>Totals</b>		<b>0gs</b>	<b>0</b>	<b>0</b>	<b>0</b>	<b>0</b>	<b>0</b>	<b>0</b>	<b>0</b>	<b>0</b>	<b>0</b>	<b>0</b>	<b>0</b>	<b>0</b>	<b>0</b>	<b>0</b>	<b>0</b>	<b>2</b>	<b>0</b>	<b>0</b>	<b>.000</b>

On base pct. .000 • Slugging pct. .000

## #32 Zack Morris - 2 appearances (All games)

Date	Opponent	GS	IP	H	R	ER	BB	SO	2B	3B	HR	WP	BK	HBP	IBB	Score	W-L	Sv	ERA	NP
Feb 21	GONZAGA		1.0	0	0	0	0	0	0	0	0	0	0	0	0	9-3	0-0	0	0.00	7
Feb 23	GONZAGA		2.0	2	1	1	0	0	0	0	0	0	0	0	0	9-5	0-0	0	3.00	19
<b>Totals</b>		<b>0</b>	<b>3.0</b>	<b>2</b>	<b>1</b>	<b>1</b>	<b>0</b>	<b>0</b>	<b>0</b>	<b>0</b>	<b>0</b>	<b>0</b>	<b>0</b>	<b>0</b>	<b>0</b>	<b>18-8</b>	<b>0-0</b>	<b>0</b>	<b>3.00</b>	<b>-</b>