

SOUTH ALABAMA JAGUARS (7-7)
AT
NO. 10 ARKANSAS RAZORBACKS (7-4)

MARCH 6-8 • BAUM-WALKER STADIUM • FAYETTEVILLE, ARK.

MEDIA INFORMATION

TV/Live Stream: Each game of the series will be broadcast live and available through SEC Network+. Links can also be accessed through the Jaguar baseball schedule page at USAJaguars.com.

On the Radio: All Jaguar games are broadcast live on Sports Talk 99.5 FM in Mobile, and also available through the iHeartRadio app.

Live Stats: Live stats for each game can be accessed through the multimedia page at USAJaguars.com, in addition to the Jaguar baseball schedule page.

Twitter: Follow the official Twitter account of South Alabama baseball — @WeAreSouth_BSB — for news and updates.

PROBABLE STARTING PITCHERS

FRI., MARCH 6 | 3 PM

USA - RHP Drake Nightengale (0-0, 2.08 ERA)
 UA - LHP Patrick Wicklander (2-1, 3.00 ERA)

SAT., MARCH 7 | 2 PM

USA - RHP Miles Smith (0-1, 6.92 ERA)
 UA - RHP Caleb Bolden (0-0, 0.00 ERA)

SUN., MARCH 8 | NOON

USA - RHP JoJo Booker (1-1, 4.85 ERA)
 UA - RHP Kole Ramage (1-1, 3.18 ERA)

ALL-TIME SERIES

Arkansas owns a 3-2 all-time lead over South Alabama in a series that began in 2006. The Razorbacks, ranked 15th nationally at the time, shut out the Jaguars 7-0 in 2015 at Stanky Field, which marked the last meeting between the schools. USA took two of three games at No. 24 Arkansas in 2014 after sweeping a Saturday doubleheader in Fayetteville with a 2-1 victory in game two and a 5-3 win in the rubber match.

JAG RANKINGS IN SUN BELT CONFERENCE

- Right-hander Drake Nightengale ranks second in the Sun Belt Conference in strikeouts, and 17th nationally.
- Center fielder Michael Sandle ranks tied for third in the Sun Belt in stolen bases (6).
- Shortstop Santi Montiel ranks tied for second in the league in sacrifice flies (2).
- Right-hander JoJo Booker ranks 11th in the league in strikeouts (19).
- Wilson was named the 2020 Sun Belt Conference Preseason Player of the Year, and Nightengale was named the 2020 Sun Belt Conference Preseason Pitcher of the Year. Kaleb DeLaTorre, Nightengale and Wilson were each voted Preseason All-Sun Belt Conference.

JAGS PLAYING DEFENSE

South Alabama ranks second in the Sun Belt Conference and 12th nationally in fielding percentage (.986) entering the weekend. The Jags have not committed an error in four straight games, and have committed just one in their last eight contests dating back to Feb. 22 versus Indiana.

2020 SCHEDULE

Date	Opponent	Location	Time
Feb. 14	CAMPBELL	Stanky Field	W, 1-0
Feb. 15	CAMPBELL	Stanky Field	W, 12-10
Feb. 16	CAMPBELL	Stanky Field	L, 3-7
Feb. 18	at No. 4 Vanderbilt	Nashville, Tenn.	L, 0-3
Feb. 19	at No. 4 Vanderbilt	Nashville, Tenn.	L, 0-4
Feb. 21	UT-MARTIN !	Stanky Field	L, 6-7
Feb. 22	INDIANA !	Stanky Field	L, 2-4
Feb. 22	SIENA !	Stanky Field	W, 6-1
Feb. 23	SIENA !	Stanky Field	W, 8-2
Feb. 25	NEW ORLEANS	Stanky Field	W, 5-0
Feb. 28	GONZAGA	Stanky Field	W, 2-0
Feb. 29	GONZAGA	Stanky Field	L, 3-13
March 1	GONZAGA	Stanky Field	W, 7-6
March 3	at No. 25 Alabama	Tuscaloosa, Ala.	L, 2-12
March 6	at No. 10 Arkansas	Fayetteville, Ark.	3 p.m.
March 7	at No. 10 Arkansas	Fayetteville, Ark.	2 p.m.
March 8	at No. 10 Arkansas	Fayetteville, Ark.	noon
March 11	at LSU	Baton Rouge, La.	6 p.m.
March 13	at Georgia State •	Atlanta, Ga.	5:30 p.m.
March 14	at Georgia State •	Atlanta, Ga.	5:30 p.m.
March 15	at Georgia State •	Atlanta, Ga.	noon
March 17	at New Orleans	New Orleans, La.	6:30 p.m.
March 18	TULANE	Stanky Field	6:30 p.m.
March 20	GEORGIA SOUTHERN •	Stanky Field	6:30 p.m.
March 21	GEORGIA SOUTHERN •	Stanky Field	6:30 p.m.
March 22	GEORGIA SOUTHERN •	Stanky Field	1 p.m.
March 24	at Southeastern Louisiana	Hammond, La.	6 p.m.
March 27	ARKANSAS STATE •	Stanky Field	6:30 p.m.
March 28	ARKANSAS STATE •	Stanky Field	6:30 p.m.
March 29	ARKANSAS STATE •	Stanky Field	1 p.m.
April 3	at Coastal Carolina •	Conway, S.C.	5 p.m.
April 4	at Coastal Carolina •	Conway, S.C.	1 p.m.
April 5	at Coastal Carolina •	Conway, S.C.	noon
April 9	APPALACHIAN STATE •	Stanky Field	6:30 p.m.
April 10	APPALACHIAN STATE •	Stanky Field	6:30 p.m.
April 11	APPALACHIAN STATE •	Stanky Field	1 p.m.
April 14	at Mississippi State	Starkville, Miss.	6:30 p.m.
April 15	at Alabama State	Montgomery, Ala.	6:30 p.m.
April 17	at ULM •	Monroe, La.	6 p.m.
April 18	at ULM •	Monroe, La.	2 p.m.
April 19	at ULM •	Monroe, La.	1 p.m.
April 21	at Southern Miss	Hattiesburg, Miss.	6 p.m.
April 24	LOUISIANA •	Stanky Field	6:30 p.m.
April 25	LOUISIANA •	Stanky Field	6:30 p.m.
April 26	LOUISIANA •	Stanky Field	1 p.m.
April 28	SOUTHEASTERN LOUISIANA	Stanky Field	6:30 p.m.
May 1	at Little Rock •	Little Rock, Ark.	6 p.m.
May 2	at Little Rock •	Little Rock, Ark.	2 p.m.
May 3	at Little Rock •	Little Rock, Ark.	1 p.m.
May 8	UT ARLINGTON •	Stanky Field	6:30 p.m.
May 9	UT ARLINGTON •	Stanky Field	6:30 p.m.
May 10	UT ARLINGTON •	Stanky Field	1 p.m.
May 12	SOUTHERN MISS •	Stanky Field	6:30 p.m.
May 14	at Troy •	Troy, Ala.	6:30 p.m.
May 15	at Troy •	Troy, Ala.	6:30 p.m.
May 16	at Troy •	Troy, Ala.	3 p.m.
May 19-24	Sun Belt Tournament	Montgomery, Ala.	TBD

! - South Alabama Invitational (Mobile, Ala.)
 • - Sun Belt Conference game
 All times central and subject to change

WILSON HOMERLESS IN 12 STRAIGHT

Ethan Wilson has not homered in 12 straight games entering the weekend series, which marks the longest home run drought of his career. Wilson's last home run, and only thus far this season, came in game two of the Campbell series on Feb. 15 at Stanky Field. The longest Wilson had gone in consecutive games without a home run prior to his previous streak was eight games in 2019.

JAGS LEAD SUN BELT IN STRIKEOUTS

South Alabama leads the Sun Belt Conference with 152 strikeouts offensively. The Jags struck out 10 or more times in the first seven games this season, and have struck out 10-plus times in nine of 13 contests this year. USA is averaging 10.85 strikeouts per game offensively entering the weekend.

JAGS VERSUS SEC UNDER CALVI

South Alabama is 12-27 against SEC opponents under head coach Mark Calvi. The Jags are 0-3 against SEC opponents this season after getting shut out twice at No. 4 Vanderbilt, and falling 12-2 at No. 25 Alabama on Tuesday.

BOSWELL TOSSES COMPLETE-GAME SHUTOUT

Right-hander Matt Boswell tossed a complete-game shutout Tuesday against New Orleans, and allowed six hits while recording a career-high five strikeouts without issuing a walk. Boswell's nine innings pitched also marked a new career high. He was the first Jaguar hurler to toss a complete-game shutout since Kevin Hill on May 8, 2015, at Louisiana, and the first nine-inning complete game by a Jag since Jared Proctor on May 25, 2018, against Georgia Southern in the Sun Belt Conference Tournament.

JAGS WHEN LEADING, TRAILING AFTER SIX FRAMES

South Alabama is 5-1 when leading after six innings this season, but is 0-6 when trailing after six frames and 2-0 when the score is tied.

70 AND COUNTING

Kaleb DeLaTorre, Santi Montiel and Ethan Wilson have each started in 70 consecutive games - every game since each has joined the program. They each started all 56 games last season, and have started every game of the 2020 season entering this weekend's series.

JAGS SNAP LOSING SKID

South Alabama snapped a five-game losing skid with its first of two wins over Siena in the South Alabama Invitational two weeks ago. During its five-game skid, USA batted .151 with six doubles, one home run, 11 RBIs and 11 runs scored and committed four errors defensively.

JAGS SHUT OUT IN CONSECUTIVE GAMES AT NO. 4 VANDY

No. 4 Vanderbilt shut out South Alabama 3-0 and 4-0 in a pair of midweek games in Nashville, Tenn., earlier this week. It marked just the second time in the Mark Calvi era the Jags have been shut out in consecutive games, and the first since 2015 following an 8-0 loss to No. 13 Maryland and 7-0 loss to No. 15 Arkansas.

WILSON NAMED TO GOLDEN SPIKES AWARD WATCH LIST

Wilson was named to the USA Baseball Golden Spikes Award Preseason Watch List. He was the third Jaguar since 2008 to be named to the list, joining former outfielder Travis Swaggerty (2018) and right-handed pitcher Kevin Hill (2016).

JAGS WALK-OFF CAMPBELL IN SEASON OPENER

South Alabama defeated Campbell 1-0 in Friday's season opener after redshirt junior third baseman Hunter Stokes delivered a walk-off home run in the bottom of the ninth inning. It marked Stokes' first home run since May 25, 2017, when he homered in the Sun Belt Conference Tournament championship game.

WILSON TIES CAREER HIGH IN RBIs

Ethan Wilson homered and tied his career high with five RBIs in game two of the season-opening series with Campbell. Wilson's matched his career high in RBIs, which he set on April 19, 2019, against Georgia State.

JAGS PICKED TO WIN SUN BELT EAST DIVISION

The Jaguars were picked to win the Sun Belt Conference East Division, in a preseason vote by the league's head coaches. USA received six of 12 first-place votes in the poll, followed by Coastal Carolina (4) and Georgia Southern (2).

NIGHTENGALE NAMED PRESEASON ALL-AMERICA

Right-hander Drake Nightengale was named Second-Team Preseason All-America by Collegiate Baseball. Nightengale led the Sun Belt Conference in opposing batting average (.196), and ranked fourth in ERA (3.52) and strikeouts (91) last season. He went 4-0 with a 1.83 ERA and 49 strikeouts with seven walks in his final five starts of the season, which covered a span of 34 1/3 innings.

WILSON NAMED PRESEASON ALL-AMERICA

Ethan Wilson was named Preseason First-Team All-America by Collegiate Baseball, and Second-Team Preseason All-America by D1Baseball and the National Collegiate Baseball Writers Association.

JAGS NO. 23 IN COLLEGIATE BASEBALL PRESEASON POLL

South Alabama opened the season ranked No. 23 in the Collegiate Baseball Preseason Poll. The Jaguars were the highest-ranked Sun Belt program in the poll.

2020 SUN BELT CONFERENCE STANDINGS

As of 3/6/20

Team	SBC Games				All Games			
	W	L	T	PCT.	W	L	T	PCT.
<i>East Division</i>								
Coastal Carolina	0	0	0	.000	8	3	0	.727
Troy	0	0	0	.000	8	5	0	.615
Georgia Southern	0	0	0	.000	6	5	0	.545
South Alabama	0	0	0	.000	7	7	0	.500
Georgia State	0	0	0	.000	5	6	0	.455
Appalachian State	0	0	0	.000	4	6	0	.400
<i>West Division</i>								
ULM	0	0	0	.000	10	2	0	.833
UT Arlington	0	0	0	.000	9	3	0	.750
Texas State	0	0	0	.000	9	4	0	.692
Little Rock	0	0	0	.000	8	6	0	.571
Arkansas State	0	0	0	.000	5	7	0	.417
Louisiana	0	0	0	.000	5	8	0	.385



Mark Calvi

Head Coach
Ninth Season as Head Coach
10th Overall Season at USA



Mark Calvi became the fifth head coach in South Alabama baseball history at the conclusion of the 2011 season, after spending the year as associate head coach/head coach in waiting, and became the program's head coach in 2012. Calvi has led the Jaguars to three Sun Belt Conference championships and one SBC Tournament title in the last five years.

In just his second season at the helm, Calvi led the Jags to their 14th SBC championship and 25th NCAA Regional appearance after recording the program's first 40-plus win season since 2003 and was named the 2013 Sun Belt Conference Coach of the Year and American Baseball Coaches Association (ABCA)/Diamond South Central Region Coach of the Year.

Seven Jags earned all-conference honors in 2013, and Jordan Patterson was named the SBC Player of the Year becoming just the sixth Jaguar in the program's history to earn the honor. Patterson and Kyle Bartsch also earned ABCA South/Central all-region honors. Bartsch, Patterson, Nolan Earley and Dylan Stamey were selected in the 2013 Major League Baseball First-Year Player Draft. Patterson (4th round, 109th pick) became South Alabama's then-highest draftee since Adam Lind was taken by the Toronto Blue Jays in the third round of the 2004 MLB Draft.

Calvi led USA to its 15th Sun Belt crown in 2015 en route to his second SBC Ron Maestri Coach of the Year award. He was also named the Large College Division-Division I Coach of the Year by the Alabama Baseball Coaches Association. Right-hander Kevin Hill was named the Sun Belt Conference Pitcher of the Year, and became the program's 27th All-American at the conclusion of the season. Center fielder Cole Billingsley was named first-team all-SBC, and received a 2015 American Baseball Coaches Association/Rawlings Division I Gold Glove Award as one of three outfielders named to the team. Right-hander Ben Taylor also earned first-team all-SBC honors as a relief pitcher, and was selected in the seventh round of the 2015 MLB Draft by the Boston Red Sox.

The Jags led the SBC in batting average (.285), on-base percentage (.376) and sacrifice flies (28). The South Alabama pitching staff led the conference in ERA (3.22), strikeouts (474), runs allowed (221), earned runs allowed (188) and home runs allowed (22). USA also led the Sun Belt with a .978 fielding percentage, which ranked tied for 10th nationally and broke the program's previous record of .972.

Calvi led the Jaguars to the program's 16th Sun Belt title and 26th NCAA Regional appearance in 2016, and closed the season ranked No. 26 in the final *Collegiate Baseball* poll. USA went 42-22 and advanced to the NCAA Tallahassee (Fla.) Regional final. The Jags also broke the school's single-season fielding percentage record for the second straight season with a league-leading mark of .979, which also ranked in the top 10 nationally. Calvi was named the 2016 Coach of the Year by the Alabama Baseball Coaches Association, the second time he has earned the honor at USA, following the season.

Hill was named the SBC Pitcher of the Year for the second consecutive season, and was also named the SBC Male Student-Athlete of the Year in addition to earning All-America honors from three different organizations as well as first-team all-region and first-team all-SBC accolades. Billingsley earned his second consecutive Rawlings Gold Glove Award in 2016, in addition to first-team all-SBC and second-team all-region honors after leading the league in stolen bases (31), which ranked 13th nationally, for the second straight year. Outfielder Travis Swaggerty was named a Louisville Slugger Freshman All-American by *Collegiate Baseball*, and Drew LaBounty earned first-team all-SBC honors at shortstop after leading the league and finishing sixth nationally in walks (59). Both Hill and Billingsley were selected in the 2016 MLB Draft.

In 2017, Calvi helped lead the Jaguars to the program's 12th Sun Belt Conference Tournament title and 27th NCAA Regional after finishing the season 40-21. USA went 22-8 in Sun Belt play before winning three straight games at the SBC Tournament in Statesboro, Ga. The Jags defeated host Georgia Southern in the championship game by rallying for three runs in the final two frames of the game, including an RBI walk-off single by Brendan Donovan in the bottom of the 10th inning, to clinch the championship. South Alabama finished the season ranked 26th in the final *Collegiate Baseball* poll. It marked the second straight year the Jags have won 40 or more games, and the 21st time the program has won 40-plus contests. Calvi was named the Alabama Baseball Coaches Association Division I Coach of the Year in 2017, marking the third consecutive year he earned the honor.

USA broke the program record for walks (373) in a season in '17, which ranked second nationally. The Jags ranked sixth nationally in runs scored (488) and on-base percentage (.415), seventh in runs per game (8.0), 11th in fielding percentage (.980), 14th in sacrifice flies (32) and home runs (78), and 15th in slugging percentage (.480). Defensively, the 2017 mark of .980 broke a single-season record at USA and ranked 11th nationally. The Jags have ranked in the top 10 in fielding percentage the last three seasons, and broke the program's single-season record in fielding percentage in each of those seasons.

Jared Barnes and Travis Swaggerty earned All-America and all-region honors in 2017, and were also all-SBC selections along with Dylan Hardy, Drew LaBounty and Wells Davis. Barnes was selected in the eighth round of the 2017 MLB Draft by the Miami Marlins.

Right-handed pitchers Randy Bell and Tyler Carr were named to the SBC All-Tournament team, and Bell was also named to the NCAA Hattiesburg All-Regional team. Bell was selected in the 10th round of the 2017 Major League Baseball Draft by the Seattle Mariners, while right-hander Matt Peacock was selected in the 23rd round by the Arizona Diamondbacks.

South Alabama finished third in the Sun Belt East Division in 2018, and advanced to the semifinals of the Sun Belt Tournament before being outed by eventual champion Coastal Carolina. USA led the league in fielding percentage (.983) in conference games, and finished with an overall fielding percentage of .978 in 57 games. Offensively, the Jags ranked second in the league in walks (331) and home runs (54), and third in sacrifice flies (23), slugging percentage (.400), RBIs (348), total bases (768), on-base percentage (.378) and runs scored (383).

Hardy and Swaggerty were named First-Team All-Sun Belt, while Carr, catcher Carter Perkins and third baseman Donovan were voted Second-Team All-Sun Belt. Swaggerty was selected in the first round (10th overall) of the 2018 MLB Draft by the Pittsburgh Pirates. Donovan was a seventh-round selection by the St. Louis Cardinals, Hardy was taken in the 13th round by the Boston Red Sox, right-hander Zach Greene was a 15th-round pick by the Miami Marlins, Carr was taken in the 31st round by the Philadelphia Phillies and LaBounty was a 40th-round selection by the Toronto Blue Jays.

Record at South Alabama
276-208 (.570) (9 seasons)

Career Record
SAME

COACHING EXPERIENCE

South Alabama (2012-present)
HEAD COACH

South Alabama (2011)
ASSOCIATE HEAD COACH / HEAD-COACH-IN-WAITING

South Carolina (2005-10)
ASSISTANT COACH, PITCHERS

Florida International (1994-2004)
ASSISTANT COACH, PITCHERS

The Calvi File

Birthdate: Nov. 5, 1968

Hometown: Marco Island, Fla.

High School: St. John Neumann Catholic, 1986

College: Nova Southeastern (Fla.), 1991

Family: wife, Kaylie; daughter, Taylor

In 2019, outfielder Ethan Wilson was named the *Collegiate Baseball* Co-Freshman of the Year, Sun Belt Conference Player of the Year and Freshman of the Year, First-Team All-America by *Collegiate Baseball*, First-Team Freshman All-America by *Collegiate Baseball*, *Baseball America* and the National Collegiate Baseball Writers Association, Third-Team All-America by *Collegiate Baseball* and the American Baseball Coaches Association/Rawlings, First-Team All-Central Region and First-Team All-Sun Belt Conference after breaking the program's freshman home run record with 17. Right-hander Zach Greene was also a First-Team All-Central Region and First-Team All-Sun Belt selection, and was taken in the eighth round of the 2019 MLB Draft by the New York Yankees.

In his first season at South Alabama, Calvi led the Jaguars to their highest Sun Belt Conference Tournament seed (No. 4) since the 2006 season. USA closed the 2012 campaign with consecutive wins over Western Kentucky and Florida Atlantic to close the SBC Championship.

Three Jaguars received all-conference honors in 2012: Whitt Dorsey (1st team, DH), Jordan Patterson (2nd team, OF) and Jarron Cito (2nd team, RHP). It marked the first time since the 2007 season that South Alabama placed three or more student-athletes on the all-conference team. Cito became the first Jaguar pitcher to earn all-conference honors since P.J. Walters in 2006.

The USA pitching staff increased its strikeout total by 70 (435) in 2012 – the highest team total since 2008 (427). South Alabama's 13 team saves were the most by a Jaguar staff since 2003 (15).

Calvi came to South Alabama from the University of South Carolina, where he served as pitching coach for six seasons. In 2010, Calvi's Gamecock pitching staff led USC to the national championship, ranking in the top 10 in earned run average (seventh, 3.45), strikeouts (sixth, 8.9) and hits allowed per nine innings (third, 7.48), after posting a 2.15 ERA in seven College World Series contests, which was nearly a point lower than the next best team in Omaha. The Gamecocks led the Southeastern Conference in ERA and innings pitched, but also allowed the fewest hits in the conference.

Calvi was named the recipient of the Eighth Annual Pitching Coach of the Year Award by *Collegiate Baseball* in September 2010 for his efforts in helping lead the Gamecocks to the national title.

In his career, which spans 21 years at the collegiate level, including an 11-season stint at fellow Sun Belt Conference member Florida International, Calvi has worked with over 40 pitchers who have either been drafted or signed with Major League Baseball teams – that includes seven who have reached the majors – along with position players Jackie Bradley Jr. and Christian Walker.

In three of his six seasons at USC, Calvi's pitching staffs finished with an ERA of below 4.00, and ranked in the top five in the SEC in the category four times during that stretch.

The Gamecocks ranked in the top 50 in ERA four times during Calvi's six seasons, and also finished in the top 50 in hits allowed and strikeouts per nine innings each of his last three seasons.

During Calvi's six seasons with the program, the Gamecocks reached an NCAA Regional every year, advanced to three Super Regionals and claimed the 2010 CWS title. USC posted an overall record of 262-140 (.668) during his tenure there. Additionally, three of his hurlers earned Freshman All-America honors while Blake Cooper, who Calvi helped end the year second in the country in wins (13) and 10th in strikeouts (126), was voted to multiple All-America squads in 2010.

Prior to joining the staff at South Carolina, Calvi was an assistant at FIU for 11 years. During his time with the Golden Panthers, they advanced to an NCAA Regional seven times while moving on to the 2001 Super Regional. His staff led the country in ERA in 1995 (2.40) – FIU's 16 shutouts that spring are tied for the sixth-highest total in NCAA history – and '99 (3.07), and in 1998 the Golden Panthers' 675 strikeouts were tops in the nation. Calvi's unit recorded an ERA that finished in the top 10 in the NCAA five times.

His efforts in Miami helped Joseph Burns pace the nation with a 1.20 ERA during the 1995 campaign, while a year later Evan Thomas led the country with 220 strikeouts – the latter is the fourth-highest figure ever in the NCAA. In all, Calvi produced eight All-Americans and 13 all-conference selections with the Golden Panthers.

Calvi was a three-year letterwinner as a catcher at Nova Southeastern, and after he earned his bachelor's degree in secondary education, he signed a professional contract with the Seattle Mariners. Following a season in which he helped his team win the Northwest League championship, he worked for a year as a scout for the Mariners.

A native of Marco Island, Fla., Calvi and his wife Kaylie have one daughter, Taylor.

CALVI VS. ALL OPPONENTS

Alabama	2-6
Alabama A&M	1-0
Alabama State	10-2
Appalachian State	12-3
Arkansas	2-2
Arkansas State	16-12
Auburn	3-5
Baylor	0-3
Brown	4-0
Campbell	2-1
Central Arkansas	0-1
Central Florida	0-1
Cincinnati	1-0
Clemson	1-2
Coastal Carolina	3-8
College of Charleston	1-5
Columbia	2-0
Eastern Illinois	3-0
Evansville	4-2
Florida Atlantic	2-5
FIU	5-2
Florida State	0-2
Georgia	1-0
Georgia Southern	13-6
Georgia State	14-4
Gonzaga	2-1
Hartford	3-0
Indiana	0-2
Jackson State	2-1
Jacksonville State	8-1
Kansas State	1-0
Little Rock	19-7
Louisiana	11-16
LSU	1-3
Maryland	0-1
Mercer	1-0
Middle Tennessee	4-5
Mississippi State	3-9
New Orleans	13-4
Nicholls State	3-5
North Florida	2-4
Oklahoma	1-0
Sacred Heart	3-0
Samford	1-2
Seton Hall	0-1
Siena	2-0
Southeastern Louisiana	5-11
Southern	2-1
Southern Illinois	3-0
Southern Miss	11-8
Stephen F. Austin	4-2
Tennessee Tech	4-2
Texas State	14-4
Texas Tech	0-4
Troy	15-17
Tulane	0-1
ULM	18-5
UTA	8-10
UT-Martin	0-1
Vanderbilt	0-2
Virginia Tech	1-0
Western Kentucky	6-5
Wichita State	1-1
Total	276-208

THE LAST TIME A SOUTH ALABAMA PLAYER ...

Led off a game with a home run: Nick Lewis (May 7, 2019 at Southeastern Louisiana)
Hit an inside-the-park home run: Clint Reynolds (April 27, 2010 at Nicholls St.)
Hit a pinch-hit home run: Adam Wolfe (May 14, 2016 vs. Louisiana-Lafayette)
Hit a ninth-inning, pinch-hit home run: Sean Laird (May 4, 2007 vs. Florida International)

Hit a grand slam: Ethan Wilson (April 19, 2019 vs. Georgia State)
Hit a pinch-hit grand slam: Ryan Nichols (April 8, 2005 at Florida International)
Hit a pinch-hit grand slam in a non-conference game: Josh Stapleton (March 20, 2005 vs. Murray State)
Hit two grand slams in a season: Eddie Paparella (Feb. 18 & March 21, 2017 - vs. Eastern Illinois, at Alabama St.) and Wells Davis (Feb. 18 & May 13, 2017 - vs. Eastern Illinois, at Appalachian State)

Hit a game-winning home run: Hunter Stokes (Feb. 14, 2020 vs. Campbell, 9th inn.)
Hit an extra-inning, game-winning home run: Sean Laird (May 11, 2010 vs. Auburn, 11th inn.)
Hit two home runs in a game: Wells Davis and Ethan Wilson (May 11, 2019, at Appalachian State) (2)
Hit three home runs in a game: Adam Wolfe (Feb. 26, 2017 at Baylor) (3)
Homered twice in one inning: Josh Touchstone (March 17, 2004 vs. Eastern Illinois)
Homered in consecutive innings: Jake Overstreet (March 27, 2010 at Middle Tennessee)
Homered in consecutive games: Wells Davis (May 5 - present)
Homered in three consecutive games: Ethan Wilson (May 3-5, 2019) (3)
Homered in all three games of a series: Ethan Wilson (May 3-5, 2019 vs. Little Rock)
Homered in both games of a doubleheader: Jared Barnes and Wells Davis (May 13, 2017 at App State)

Hit for the cycle: Tyler Jones (Feb. 6, 2006 vs. Grambling State)
Hit for the cycle in an SBC game: Not since 2003
Hit for the cycle in a nonconference game: Tyler Jones (Feb. 6, 2006 vs. Grambling State)

Had a walk-off hit: Hunter Stokes (Feb. 14, 2020 vs. Campbell, 9th inn.)
Had a walk-off hit in an SBC game: Dylan Hardy (April 16, 2017 vs. Coastal Carolina)
Had a walk-off hit to break a scoreless tie: Hunter Stokes (Feb. 14, 2020 vs. Campbell, 9th inn.)
Had a walk-off hit that erased a deficit: Brad Hook (April 27, 2012 vs. FIU)
Had a walk-off pinch hit: Matt Bolger (March 26, 2017 vs. Georgia State)
Had a walk-off walk: Dustin Dalken (May 3, 2013 vs. Middle Tennessee)

Hit a walk-off home run: Hunter Stokes (Feb. 14, 2020 vs. Campbell, 9th inn.)
Hit a walk-off home run in a non-conference game: Hunter Stokes (Feb. 14, 2020 vs. Campbell, 9th inn.)
Hit a walk-off home run in extra innings: Sean Laird (May 11, 2010 vs. Auburn, 11th inn.)
Hit a walk-off home run that erased a deficit: Brad Hook (April 27, 2012 vs. FIU)
Hit a walk-off run-rule hit: David Doss (March 11, 2009 vs. Memphis)
Hit a walk-off run-rule home run: David Doss (March 11, 2009 vs. Memphis)

Scored four or more runs in a game: Reid Powers (Feb. 15, 2020 vs. Campbell) (4)
Scored five or more runs in a game: Drew LaBounty (March 26, 2017 vs. Georgia State) (5)
Scored six or more runs in a game: Cam Cummings (Feb. 18, 2017 vs. Eastern Illinois) (6)*

Had four or more hits in a game: Michael Sandle (March 20, 2019 vs. New Orleans) (5)
Had five or more hits in a game: Michael Sandle (March 20, 2019 vs. New Orleans) (5)
Had six or more hits in a game: Hugh Lopes (Feb. 18, 1996 vs. Florida A&M)**
Had four or more extra-base hits in a game: Jake Overstreet (April 22, 2009 vs. No. 22 Alabama) (4)

Had four or more RBIs in a game: Ethan Wilson (Feb. 15, 2020 vs. Campbell) (5)
Had five or more RBIs in a game: Ethan Wilson (Feb. 15, 2020 vs. Campbell) (5)
Had six or more RBIs in a game: Michael Sandle (March 23, 2019 at Arkansas State) (6)
Had seven or more RBIs in a game: Michael Sandle (March 20, 2019 vs. New Orleans) (7)
Had eight or more RBIs in a game: Eddie Paparella (Feb. 18, 2017 vs. Eastern Illinois) (9)**
Had nine or more RBIs in a game: Eddie Paparella (Feb. 18, 2017 vs. Eastern Illinois) (9)**

Hit three or more doubles in a game: Nolan Earley (Feb. 26, 2012 vs. Samford) (3)
Hit two or more triples in a game: Hunter Stokes (May 13, 2017 at Appalachian State) (2)

Had 10 or more total bases in a game: Ethan Wilson (May 11, 2019 at App State) (10)
Had 12 or more total bases in a game: Adam Wolfe (Feb. 26, 2017 at Baylor) (12)

Stole three bases in a game: Cole Billingsley (April 20, 2016 at Alabama) (3)
Stole four bases in a game: Cole Billingsley (March 13, 2016 vs. Little Rock) (4)
Stole home: Cole Billingsley (April 20, 2016 at Alabama)
Stole second and third in the same inning: Cole Billingsley (May 8, 2016 vs. Georgia Southern)
Stole a base in five straight games: Adam Heisler (April 3-10, 2009)
Stole a base in six straight games: Ray Kruml (April 9-18, 2008)

Walked four or more times in a game: Santi Montiel (March 24, 2019 at Arkansas State) (4)
Walked six or more times in a game: Steve Bayoff (April 12, 1979 vs. LSU)
Was intentionally walked twice in a game: Ethan Wilson (May 5, 2019 vs. Little Rock) (2)
Was hit by a pitch twice in an inning: Ryan Bohanan (April 22, 2009 vs. No. 22 Alabama)

Threw a nine-inning no-hitter: Never
Threw a seven-inning no-hitter: Tom Mercer (March 9, 1974 vs. LSU)

Struck out the first four or more batters of a game: Drake Nightengale (April 29, 2019 at Georgia Southern)
Recorded six or more consecutive outs by strikeout: Kevin Hill (May 1, 2015 at Georgia Southern) (6)
Recorded seven or more consecutive outs by strikeout: Brandon Sage (April 28, 2007 at Florida Atlantic) (7)
Recorded eight or more consecutive outs by strikeout: P.J. Walters (March 12, 2006 vs. Georgia Southern) (9)

Struck out 10 or more batters in a game: Drake Nightengale (Feb. 28, 2020 vs. Gonzaga) (10)
Struck out 11 or more batters in a game: Drake Nightengale (Feb. 21, 2020 vs. UT-Martin) (12)
Struck out 12 or more batters in a game: Drake Nightengale (Feb. 21, 2020 vs. UT-Martin) (12)
Struck out 13 or more batters in a game: Drake Nightengale (April 16, 2019 vs. Southern Miss) (14)
Struck out 14 or more batters in a game: Drake Nightengale (April 16, 2019 vs. Southern Miss) (14)
Struck out 15 or more batters in a game: Kevin Hill (April 24, 2015 vs. Georgia State) (15)
Struck out 10 or more batters in a game in relief: Nick DeSantis (Feb. 28, 2017 vs. New Orleans) (10)

Pitched a complete-game loss: Tyler Carr (May 18, 2018 at Troy) (8 inn.)
Pitched a seven-inning complete game: Patrick McBride (April 23, 2019 at Alabama State)
Pitched a seven-inning shutout: Patrick McBride (April 23, 2019 at Alabama State)
Pitched a nine-inning complete game: Matt Boswell (Feb. 26, 2020 vs New Orleans)
Pitched a nine-inning shutout: Matt Boswell (Feb. 26, 2020 vs. New Orleans) (5-0)
Pitched more than nine innings in a loss: P.J. Walters (May 24, 2006 vs. Middle Tennessee) (9.2 inn.)
Pitched more than nine innings in a win: P.J. Walters (May 16, 2006 at Florida State) (11.0 inn.)
Pitched more than nine scoreless innings in a game: P.J. Walters (April 21, 2006 vs. Middle Tennessee) (10 inn.)
Pitched two shutouts in an SBC season: Kevin Hill (April 24 & May 8, 2015)
Pitched back-to-back complete games: Kevin Hill (April 24 & May 1, 2015) (May 1 & May 8, 2015)
Pitched three consecutive complete games: Kevin Hill (April 24, May 1, & May 8, 2015)

Recorded a save in all three games of a series: Zach Greene (April 19-20, 2019 vs. Georgia State)
Recorded a save in four straight appearances: Zach Greene (April 16-20, 2019) (4)

THE LAST TIME A SOUTH ALABAMA TEAM...

Had seven or more doubles in a game: March 18, 2017 (at Georgia Southern) (7)

Had nine or more doubles in a game: April 15, 2006 (at UALR) (9)

Had 10 or more doubles in a game: Not since 2003

Hit for the cycle in an inning: May 9, 2009 (vs. Florida International, 4th inn.)

Had back-to-back home runs: Feb. 19, 2019 vs. Alabama State (Santi Montiel and Ethan Wilson)

Had back-to-back home runs twice in a game: April 5, 2008 (vs. FAU)

Hit two or more home runs in an inning: May 11, 2019 (at App State, Ethan Wilson and Wells Davis, B3)

Hit three or more home runs in an inning: May 12, 2013 (at Louisiana-Lafayette) (3)

Hit four or more home runs in an inning: Not since 2004

Hit four or more home runs in a game: May 11, 2018 (vs. UT-Arlington) (4)

Hit five or more home runs in a game: April 22, 2008 (vs. Jackson State) (6)

Hit grand slams in consecutive games: Feb. 18, 2017 vs. Eastern Illinois (Davis, Paparella & Luft)

Hit four or more grand slams in a season: 2017 (Paparella, 2; Davis 2; Luft, Swaggerty & Barnes)

Hit five or more grand slams in a season: 2017 (Paparella, 2; Davis 2; Luft, Swaggerty & Barnes)

Hit six or more grand slams in a season: 2017 (Paparella, 2; Davis 2; Luft, Swaggerty & Barnes)

Hit seven or more grand slams in a season: 2017 (Paparella, 2; Davis, 2; Luft, Swaggerty & Barnes)

Homered in four or more consecutive games: April 28 - May 7, 2019 (5, 9 HR)

Homered in five or more consecutive games: April 28 - May 7, 2019 (5, 9 HR)

Homered in six or more consecutive games: March 31 - April 11, 2017 (8, 14 HR)

Homered in seven or more consecutive games: March 31 - April 11, 2017 (8, 14 HR)

Homered in eight or more consecutive games: March 31 - April 11, 2017 (8, 14 HRs)

Homered in nine or more consecutive games: Feb. 21-March 3, 2007 (9, 18 HRs)

Homered in 10 or more consecutive games: March 4, 2003-March 18, 2003 (10, 21 HRs)

Scored 15 or more runs in a game: April 2, 2019 (at Southern Miss) (15)

Scored 20 or more runs in a game: March 20, 2019 (vs. New Orleans) (22)

Scored 20 or more runs in a road game: May 13, 2017 (at Appalachian State) (24)

Scored 25 or more runs in a game: Feb. 18, 2017 (vs. Eastern Illinois) (32)

Scored 10 or more runs in a loss: Feb. 27, 2016 (vs. Western Kentucky) (10)

Scored 7 or more runs in an inning: March 20, 2019 (vs. New Orleans, 1st inn.) (7)

Scored 8 or more runs in an inning: March 8, 2019 (vs. Sacred Heart, 3rd inn.) (10)

Scored 9 or more runs in an inning: March 8, 2019 (vs. Sacred Heart, 3rd inn.) (10)

Scored 10 or more runs in an inning: March 8, 2019 (vs. Sacred Heart, 3rd inn.) (10)

Scored 11 or more runs in an inning: Feb. 21, 2012 (vs. Jackson State, 2nd inn.) (11)

Scored 12 or more runs in an inning: March 17, 2004 (vs. Eastern Ill.) (12, 7th inn.)

Scored 13 or more runs in an inning: May 11, 2003 (vs. New Mexico State) (13, 4th inn.)

Allowed 10 or more runs in a win: Feb. 15, 2020 (vs. Campbell) (10)

Allowed 15 or more runs in a win: April 22, 2009 (vs. No. 22 Alabama) (16)

Allowed 20 or more runs in a game: May 9, 2009 (vs. Florida International) (21)

Allowed 5 or more runs in the first inning: April 2, 2019 (at Southern Miss) (5)

Allowed four or more home runs in a game: March 3, 2020 (at No. 25 Alabama) (4)

Allowed five or more home runs in a game: June 5, 2016 (vs. Florida State) (6)

Struck out 10 or more times in a game: Feb. 29, 2020 (vs. Gonzaga) (14)

Struck out 15 or more times in a game: Feb. 18, 2020 (at No. 4 Vanderbilt) (19)

Walked 10 or more times in a game: April 23, 2019 (at Alabama State) (11)

Had seven or more hit batters in a game: Feb. 18, 2017 (vs. Eastern Illinois) (7)

Hit seven or more batters in a game: May 5, 2018 (at Arkansas State) (7)

Had 10 or more hits in a game, all singles: March 12, 2016 (vs. Little Rock) (15)

Had 15 or more hits in a game, all singles: March 12, 2016 (vs. Little Rock) (15)

Had 15 or more hits in a game: May 11, 2019 (at Appalachian State) (17)

Had 20 or more hits in a win: May 13, 2017 (at Appalachian State) (25)

Had 20 or more hits in a loss: April 4, 2009 (at Florida Atlantic) (21)

Had 10 or more extra-base hits in a game: April 22, 2008 (vs. Jackson State) (10 - 4 2Bs, 6 HRs)

Had 14 or more extra-base hits in a game: April 15, 2006 (at UALR) (14 - 9 2Bs, 1 3B, 4 HRs)

Had all nine starters hit safely: May 7, 2019 (at Southeastern Louisiana)

Had all nine starters record multiple-hit games: March 6, 2011 (vs. Washington State)

Had all nine starters score a run in a game: May 13, 2017 (at Appalachian State)

Won a game when being out-hit by five or more hits: May 3, 2013 (vs. Middle Tennessee) (5, 12-17)

Won a game when being out-hit by nine or more hits: March 17, 2004 (vs. Eastern Illinois) (9, 15-24)

Won a game with fewer than six hits: March 1, 2020 (vs. Gonzaga) (5)

Won a game with fewer than five hits: Feb. 14, 2020 (vs. Campbell) (3)

Stole five or more bases in a game: Feb. 22, 2017 (vs. Alabama A&M) (5)

Stole six or more bases in a game: March 13, 2016 (vs. Little Rock) (8)

Stole seven or more bases in a game: March 13, 2016 (vs. Little Rock) (8)

Was shut out: Feb. 19, 2020 at No. 4 Vanderbilt (0-4)

Shut out an opponent: Feb. 28, 2020 vs. Gonzaga (2-0)

Lost in a complete-game shutout: April 8, 2017 (Zach Hopeck, RHP, Coastal Carolina) (0-12)

Run-ruled an opponent: April 23, 2019 (at Alabama State, 13-0)

Run-ruled by an opponent: May 14, 2019 (at Tulane, 1-11)

QUICK FACTS

GENERAL

Name:..... University of South Alabama
City/State..... Mobile, Ala.
Founded 1963
Enrollment..... 14,834
Nickname..... Jaguars
School Colors..... Blue, Red and White
Stadium (Capacity) Stanky Field (3,775)
 Dimensions 330-400-330
Affiliation NCAA Division I
Conference Sun Belt
President..... Dr. Tony G. Waldrop (North Carolina, '74)
Athletics Director..... Dr. Joel Erdmann (South Dakota State, '86)
Athletic Office..... 251-460-7121
Athletics Ticket Office..... 251-461-1USA (1872)

STRATEGIC COMMUNICATIONS

Associate Athletic Director Brian Fremund
 Office..... 251-414-8032
 Cell 251-623-3191
 E-mail bfremund@southalabama.edu
Assistant Director (Baseball Contact) Charlie Nichols
 Office..... 251-414-8017
 Cell 251-751-9788
 E-mail charlesnichols@southalabama.edu
Assistant Director Kevin Beasley
Mailing Address..... 1209 Mitchell Center
 Mobile, AL 36688
Athletics Website..... USAJaguars.com
On Twitter..... @WeAreSouth_JAGS / @WeAre-South_BSB
On Facebook..... USA Jaguar Sports

HISTORY

First Season of Competition 1965
Overall Record 1892-1095-3 (55 years)
Years in NCAA Tournament/Last..... 27/2017
NCAA Postseason Record 38-54
Last Postseason Opponent Mississippi State
 Result L, 3-7, NCAA Hattiesburg (Miss.) Regional
Sun Belt Championships..... 16
Last Conference Title..... 2016

COACHING STAFF

Head Coach Mark Calvi (Nova Southeastern [Fla.], 1991)
 Record at USA (Years)..... 269-201 (8)
 Career Record (Years)..... Same
 Best Time To Contact Coach..... contact SID
USA Assistant Coaches:
 Brad Phillips (Troy [Ala.], 2004)
 Chris Prothro (Arkansas State, 2005)
 Alan Luckie (Spring Hill, 1984)
Director of Operations..... Joey Jones (South Alabama, 2016)
Strength and Conditioning Coach..... Dew Spicher (Duquesne [Pa.], 2015)
Athletic Trainer Chris McDonald (North Florida, 2007)
Baseball Office Phone..... 251-460-6876

TEAM INFORMATION

2019 Record 30-26
 2019 Conference Record (finish)..... 16-14 (3rd - East Division)
2019 Final Ranking (poll) None
Letterwinners Returning / Lost..... 20/14
Position starters Returning / Lost..... 7/2
Pitchers Returning / Lost 9/9
Starting pitchers Returning/Lost 3/1

MEDIA INFORMATION

MEDIA CREDENTIALS

Please contact Charlie Nichols in the University of South Alabama Athletic Media Relations office, 1209 Mitchell Center, Mobile, AL 36688, for media credential requests. He can be reached by phone at (251) 414-8017, by fax at (251) 460-7297 or by e-mail at charlesnichols@southalabama.edu.

POSTGAME INTERVIEWS

All postgame interviews will be conducted on the field following a cooling-off period. At no time will members of the media be granted access to the Jon Lieber Clubhouse. Charlie Nichols will take interview requests in the press box and will escort members of the media to the field for interviews.

STANKY FIELD PRESS BOX

The press box at Stanky Field is equipped with free wireless internet for working media. Additionally, the press box is equipped to accommodate visiting radio broadcasts. Please contact Charlie Nichols to make arrangements for your broadcast. All South Alabama home baseball games are webcast through the All-Access section at the official website of USA athletics, USAJaguars.com.

INTERVIEW REQUESTS

Interviews must be arranged in advance through the athletic media relations office. Players are generally available up to 15 minutes before practice and immediately following practice. Phone interviews are also available upon request. Interviews on gamedays will only take place after the conclusion of the contest.

2020 South Alabama Baseball Roster

No.	Name	Pos.	B/T	Ht.	Wt.	Class-Exp.	Hometown / Previous School
2	Carter Quinn	OF	L/R	6-0	180	Fr.-HS	Lake Charles, La. / Barbe HS
6	Santi Montiel	IF	R/R	5-11	180	So.-1L	Alpharetta, Ga. / Alpharetta HS
8	Noah Fitzgerald	IF	R/R	6-0	190	Jr.-JC	Canton, Ga. / Chattanooga (Tenn.) State CC
9	Dakota Dailey	IF	R/R	6-0	185	Sr.-1L	Holly Springs, Miss. / Northwest (Miss.) CC
10	Drake Nightengale	RHP	R/R	6-0	195	Sr.-1L	Hattiesburg, Miss. / Pearl River (Miss.) CC
11	JoJo Booker	RHP	R/R	6-3	215	Jr.-2L	Brewton, Ala. / T.R. Miller HS
13	Richard Sorrenti	C	R/R	6-0	195	Jr.-RS	Tallahassee, Fla. / Pensacola (Fla.) State CC
14	Brandon Auerbach	IF	R/R	5-8	160	So.-1L	Parkland, Fla. / Marjory Stoneman Douglas HS
16	Kaleb DeLaTorre	IF	L/R	6-0	205	Sr.-1L	Fort Scott, Kan. / Neosho County (Kan.) CC
17	Caleb Yarborough	LHP	L/L	5-10	175	R-Sr.-1L	Brookhaven, Miss. / Meridian (Miss.) CC
18	Tyler Samaniego	LHP	L/L	6-2	215	Jr.-JC	Huntsville, Ala. / Northeast (Miss.) CC
19	Andy Arguelles	LHP	L/L	5-11	180	Sr.-3L	Miami, Fla. / Christopher Columbus HS
20	Reid Powers	C	R/R	6-2	205	Jr.-2L	Madison, Ala. / Sparkman HS
21	Ross Indlecoffer	IF	R/R	6-2	220	Jr.-JC	Vadnais Heights, Minn. / Iowa Western CC
22	Hunter Stokes	IF	L/R	6-0	180	R-Jr.-2L	Spanish Fort, Ala. / Spanish Fort HS
23	Steven Lacey	RHP	R/R	6-3	215	Jr.-JC	Madison, Miss. / Holmes (Miss.) CC
24	Zach Harlan	RHP	R/R	5-10	180	R-So.-1L	Daphne, Ala. / Daphne HS
25	Michael Sandle	OF	R/R	5-11	200	R-Jr.-2L	Navarre, Fla. / Navarre HS
26	Peyton Millirons	RHP	R/R	5-9	210	Jr.-JC	Panama City, Fla. / Wallace-Dothan (Ala.) CC
27	Andrew Bates	OF	L/R	6-1	200	R-So.-1L	Pace, Fla. / Pace HS
28	Ryan Westerhoff	RHP	R/R	6-2	200	Jr.-JC	Edmond, Okla. / Cowley (Kan.) JC
29	Alden Davis	IF	R/R	6-0	210	Jr.-JC	Pascagoula, Miss. / Mississippi Gulf Coast CC
30	Miles Smith	RHP	R/R	5-11	210	Jr.-JC	Laurel, Miss. / Pearl River (Miss.) CC
31	Preston Welchel	OF	L/L	5-11	185	Fr.-HS	Cartersville, Ga. / Cartersville HS
32	Bennett Shell	OF	L/R	5-9	175	So.-1L	Pace, Fla. / Pace HS
33	Tyler Perez	RHP	R/R	6-2	160	Jr.-2L	Miami, Fla. / Mater Academy Charter HS
34	Ethan Wilson	OF	L/L	6-2	210	So.-1L	Andalusia, Ala. / Andalusia HS
35	Jase Dalton	RHP	R/R	6-2	240	R-Jr.-1L	Byram, Miss. / Hinds (Miss.) CC
39	Noah Michael	RHP	R/R	5-11	190	R-Jr.-2L	Mobile, Ala. / St. Paul's Episcopal School
40	Tyler Trussell	RHP	R/R	6-0	200	R-Jr.-1L	Clinton, Miss. / Hinds (Miss.) CC
41	DJ Law	C	L/R	5-10	210	Fr.-HS	Slocomb, Ala. / Rehobeth HS
42	Lane Powell	C	R/R	5-10	220	Jr.-JC	Excel, Ala. / Coastal Alabama-North CC
44	Matt Boswell	RHP	R/R	6-2	200	Jr.-JC	Destin, Fla. / Northwest Florida State CC
45	Tyler Lehrmann	LHP	L/L	6-0	195	Jr.-JC	Tallahassee, Fla. / Tallahassee (Fla.) CC
46	Collier Baggett	RHP	R/R	6-4	205	Jr.-JC	Whigham, Ga. / Tallahassee (Fla.) CC
49	Nate Madej	LHP	L/L	6-1	215	R-Jr.-JC	Lemont, Ill. / Florida Southwestern State CC

Head Coach

Mark Calvi (Ninth season as head coach; 10th overall at USA)

Assistant Coaches

Alan Luckie (14th season)
 Brad Phillips (Second season)
 Chris Prothro (Fifth season)

Director of Operations

Joey Jones (First season)

PRONUNCIATION GUIDE

6 **SANTI MONTIEL** – SAHN-tee mon-tee-EL
 13 Richard **SORRENTI** – suh-WREN-tee
 14 Brandon **AUERBACH** – OUR-back
 16 Kaleb **DELATORRE** – dell-uh-TORE-e
 18 Tyler **SAMANIEGO** – sam-uh-knee-AY-go
 19 Andy **ARGUELLES** – are-GWAY-us
 45 Tyler **LEHRMANN** – LEAR-mun
 49 Nate **MADEJ** – muh-DAY
 Assistant Coach Chris **PROTHRO** – PRO-throw



2020 South Alabama Baseball
Overall Statistics for South Alabama (as of Mar 04, 2020)
(All games Sorted by Batting avg)



Record: 7-7 Home: 7-4 Away: 0-3 Sun Belt: 0-0

Player	avg	gp-gs	ab	r	h	2b	3b	hr	rbi	tb	slg%	bb	hp	so	gdp	ob%	sf	sh	sb-att	po	a	e	fld%
20 Powers, Reid	.372	13-13	43	9	16	0	1	2	10	24	.558	4	2	12	1	.449	0	0	1-3	94	9	1	.990
25 Sandle, Michael	.292	14-14	48	4	14	2	0	0	8	16	.333	6	0	14	1	.364	1	0	6-6	32	0	0	1.000
34 Wilson, Ethan	.288	14-14	52	10	15	4	0	1	7	22	.423	4	1	15	0	.351	0	1	5-5	23	0	0	1.000
6 Montiel, Santi	.182	14-14	44	11	8	2	0	0	3	10	.227	6	3	17	2	.309	2	1	0-2	14	32	1	.979
22 Stokes, Hunter	.170	14-13	47	5	8	1	0	1	5	12	.255	6	0	16	2	.264	0	0	0-0	19	25	3	.936
16 DeLaTorre, Kaleb	.122	14-14	49	2	6	2	0	0	5	8	.163	3	0	14	1	.173	0	1	0-0	69	14	0	1.000

14 Auerbach, Brandon	.250	2-1	4	0	1	0	0	0	0	1	.250	1	0	3	0	.400	0	0	0-0	0	4	0	1.000
9 Dailey, Dakota	.200	11-8	25	4	5	0	0	0	4	5	.200	5	0	13	0	.333	0	0	0-0	13	17	0	1.000
32 Shell, Bennett	.190	10-7	21	6	4	1	0	0	2	5	.238	2	0	7	0	.261	0	2	3-3	10	1	0	1.000
27 Bates, Andrew	.143	6-4	14	1	2	0	0	0	0	2	.143	0	0	9	1	.143	0	0	0-0	9	0	0	1.000
31 Welchel, Preston	.125	8-3	16	1	2	1	0	0	0	3	.188	0	0	6	0	.125	0	0	0-0	1	1	0	1.000
29 Davis, Alden	.115	10-8	26	2	3	1	0	0	2	4	.154	4	1	6	0	.258	0	0	1-1	39	2	0	1.000
21 Indlecoffer, Ross	.111	6-2	9	1	1	0	0	0	0	1	.111	2	0	5	0	.273	0	0	1-1	0	0	0	.000
2 Quinn, Carter	.083	9-3	12	0	1	0	0	0	0	1	.083	1	1	5	0	.214	0	0	0-0	6	0	0	1.000
13 Sorrenti, Richard	.000	4-3	8	1	0	0	0	0	0	0	.000	2	0	1	1	.200	0	1	0-0	33	1	0	1.000
8 Fitzgerald, Noah	.000	3-3	7	0	0	0	0	0	0	0	.000	0	0	5	0	.000	0	0	0-0	1	1	0	1.000
41 Law, D.J.	.000	4-2	6	0	0	0	0	0	0	0	.000	0	0	4	0	.000	0	0	0-0	0	0	0	.000
Totals	.200	14	431	57	86	14	1	4	46	114	.265	46	8	152	9	.287	3	6	17-21	369	119	7	.986
Opponents	.249	14	469	69	117	14	1	12	62	169	.360	49	22	129	4	.346	3	8	18-24	359	114	17	.965

LOB - Team (78), Opp (113). DPs turned - Team (7), Opp (10). IBB - Team (1), Powers 1, Opp (4). Picked off - Montiel 1.

(All games Sorted by Earned run avg)

Player	era	w-l	app	gs	cg	sho	sv	ip	h	r	er	bb	so	2b	3b	hr	b/avg	wp	hp	bk	sfa	sha	
10 Nightengale, Drake	2.08	0-0	3	3	0	0/2	0	17.1	13	6	4	4	30	0	0	2	.206	1	5	0	0	2	
44 Boswell, Matt	3.43	1-2	4	3	1	1/0	1	21.0	19	9	8	4	9	5	0	3	.232	0	2	0	0	0	

19 Arguelles, Andy	0.00	2-0	4	1	0	0/0	0	8.0	6	0	0	1	10	0	0	0	.200	1	0	1	0	0	
23 Lacey, Steven	0.00	0-0	4	0	0	0/0	0	1.2	1	0	0	3	3	0	0	0	.167	0	0	0	0	0	
40 Trussell, Tyler	0.00	1-0	1	0	0	0/0	0	1.1	0	0	0	0	1	0	0	0	.000	0	0	0	0	0	
24 Harlan, Zach	0.00	0-0	2	0	0	0/0	0	1.1	0	0	0	0	2	0	0	0	.000	0	0	0	0	0	
35 Dalton, Jase	2.70	1-0	3	0	0	0/1	1	6.2	2	2	2	3	7	2	0	0	.100	0	1	0	0	2	
26 Millirons, Peyton	3.86	0-0	3	0	0	0/0	0	2.1	3	1	1	1	4	0	0	0	.300	0	1	0	0	0	
11 Booker, JoJo	4.85	1-1	3	3	0	0/0	0	13.0	12	7	7	5	19	2	0	1	.235	3	4	0	0	0	
45 Lehrmann, Tyler	4.91	1-1	5	0	0	0/2	1	11.0	9	6	6	8	13	2	1	1	.237	1	1	0	0	2	
39 Michael, Noah	6.75	0-0	4	0	0	0/0	0	9.1	10	7	7	1	4	0	0	1	.294	0	1	0	1	0	
30 Smith, Miles	6.92	0-1	3	3	0	0/0	0	13.0	17	10	10	6	13	2	0	2	.321	1	1	0	1	1	
17 Yarborough, Caleb	7.94	0-2	3	1	0	0/0	0	5.2	7	5	5	3	7	1	0	0	.280	1	2	1	0	0	
46 Baggett, Collier	8.44	0-0	4	0	0	0/0	0	5.1	7	5	5	3	1	0	0	1	.318	1	0	1	0	0	
18 Samaniego, Tyler	9.82	0-0	4	0	0	0/0	0	3.2	4	4	4	3	4	0	0	1	.267	1	0	0	1	0	
33 Perez, Tyler	10.80	0-0	3	0	0	0/0	0	1.2	4	2	2	1	1	0	0	0	.500	0	2	0	0	1	
49 Madej, Nate	54.00	0-0	2	0	0	0/0	0	0.1	1	2	2	2	0	0	0	0	1.000	1	2	0	0	0	
28 Westerhoff, Ryan	81.00	0-0	1	0	0	0/0	0	0.1	2	3	3	1	1	0	0	0	.667	0	0	0	0	0	
Totals	4.83	7-7	14	14	1	3/2	3	123.0	117	69	66	49	129	14	1	12	.249	11	22	3	3	8	
Opponents	3.31	7-7	14	14	1	2/2	5	119.2	86	57	44	46	152	14	1	4	.200	10	8	2	3	6	

PB - Team (2), Powers 2, Opp (1). Pickoffs - Team (0), Opp (1). SBA/ATT - Powers (14-18), Nightengale (3-5), Boswell (5-5), Sorrenti (4-5), Booker (4-4), Baggett (1-2), Millirons (2-2), Lehrmann (0-2), Smith, Miles (1-2), Lacey (1-1), Michael (1-1).



**2020 South Alabama Baseball
Games Summary for South Alabama (as of Mar 04, 2020)
(All games)**



Score by innings	1	2	3	4	5	6	7	8	9	Total
South Alabama	10	8	3	5	8	7	3	8	5	57
Opponents	10	1	4	8	5	10	9	13	9	69

Record when ...

Overall	7-7	After 6 leading	5-1
Conference	0-0 trailing	0-6
Non-Conference	7-7 tied	2-0
Home games	7-4	After 7 leading	4-0
Away games	0-3 trailing	0-6
Neutral site	0-0 tied	3-1
Day games	4-5	After 8 leading	5-0
Night games	3-2 trailing	1-6
vs Left starter	4-3 tied	1-1
vs Right starter	3-4		
1-Run games	2-1	Hit 0 home runs	5-6
2-Run games	2-1	... 1 home run	1-1
5+Run games	3-2	... 2+ home runs	1-0
Extra innings	0-0		
Shutouts	3-2	Opponent 0 home runs	4-2
	 1 home run	3-3
	 2+ HRs	0-2
Scoring 0-2 runs	2-4		
..... 3-5 runs	1-2		
..... 6-9 runs	3-1	Made 0 errors	5-4
..... 10+ runs	1-0	... 1 error	1-2
	 2+ errors	1-1
Opponent 0-2 runs	5-0		
..... 3-5 runs	0-3	Opp. made 0 errors	3-3
..... 6-9 runs	1-2 1 error	2-2
..... 10+ runs	1-2 2+ errors	2-2
Scored in 1st inning	3-2	Out-hit opponent	4-0
Opp. scored in 1st	1-4	Out-hit by opponent	2-7
Scores first	5-3	Hits are tied	1-0
Opp. scores first	2-4		

Record when team scores:

Runs	0	1	2	3	4	5	6	7	8	9	10+
W-L	0-2	1-0	1-2	0-2	0-0	1-0	1-1	1-0	1-0	0-0	1-0

Record when opponent scores:

Runs	0	1	2	3	4	5	6	7	8	9	10+
W-L	3-0	1-0	1-0	0-1	0-2	0-0	1-0	0-2	0-0	0-0	1-2

Record when leading after:

Inn.	1	2	3	4	5	6	7	8
W-L	3-1	4-2	3-3	3-2	5-2	5-1	4-0	5-0

Record when trailing after:

Inn.	1	2	3	4	5	6	7	8
W-L	1-4	1-3	1-3	1-5	0-5	0-6	0-6	1-6

Record when tied after:

Inn.	1	2	3	4	5	6	7	8
W-L	3-2	2-2	3-1	3-0	2-0	2-0	3-1	1-1

Current losing streak: 1
 Longest winning streak: 4
 Longest losing streak: 5

Home attendance : 11007 (10 dates avg = 1100)
 Away attendance : 8480 (3 dates avg = 2826)
 Total attendance: 19487 (13 dates avg = 1499)

2020 South Alabama Baseball
Team Game-by-Game for South Alabama (as of Mar 04, 2020)
Batting (All games)

Date	Opponent	ab	r	h	rbi	2b	3b	hr	tb	bb	ibb	sb	cs	hbp	sac	sf	gdp	k	po	a	e	lob	avg
Feb 14	CAMPBELL	27	1	3	1	0	0	1	6	1	0	0	0	0	0	0	1	15	27	6	0	2	.111
Feb 15	CAMPBELL	33	12	10	12	1	0	2	17	7	0	2	0	1	0	1	0	12	27	8	2	6	.217
Feb 15	CAMPBELL	32	3	4	3	1	0	0	5	6	0	4	0	0	0	0	0	10	27	11	0	8	.185
Feb 18	at Vanderbilt	29	0	2	0	0	0	0	2	1	0	0	0	0	0	0	0	19	24	8	1	3	.157
Feb 19	at Vanderbilt	30	0	3	0	1	0	0	4	1	0	0	1	0	0	0	0	14	24	6	1	4	.146
Feb 21	UT-MARTIN	33	6	8	6	1	0	1	12	3	0	2	1	0	1	0	0	10	27	10	2	4	.163
Feb 22	INDIANA	35	2	7	2	3	0	0	10	4	0	1	0	1	0	0	1	14	27	9	0	11	.169
Feb 22	SIENA	27	6	8	6	1	1	0	11	2	0	1	0	0	2	2	1	4	27	7	0	3	.183
Feb 23	SIENA	35	8	11	4	2	0	0	13	3	0	2	1	2	0	0	0	6	27	9	0	8	.199
Feb 25	NEW ORLEANS	29	5	7	4	1	0	0	8	3	0	3	0	1	1	0	1	7	27	5	1	5	.203
Feb 28	GONZAGA	29	2	8	1	0	0	0	8	2	0	1	1	1	1	0	1	10	27	7	0	7	.209
Feb 29	GONZAGA	32	3	6	2	1	0	0	7	6	1	0	0	0	1	0	2	14	27	13	0	9	.208
Mar 01	GONZAGA	31	7	5	5	2	0	0	7	5	0	0	0	2	0	0	0	8	27	9	0	6	.204
Mar 3	at Alabama	29	2	4	0	0	0	0	4	2	0	1	0	0	0	0	2	9	24	11	0	2	.200
Totals		431	57	86	46	14	1	4	114	46	1	17	4	8	6	3	9	152	369	119	7	78	.200

2020 South Alabama Baseball
Team Game-by-Game for South Alabama (as of Mar 04, 2020)
Pitching (All games)

Date	Opponent	ip	h	r	er	bb	so	2b	3b	hr	wp	bk	hbp	dp	ibb	score	w-l	sv	era
Feb 14	CAMPBELL	9.0	4	0	0	5	16	0	0	0	1	0	2	1	1	1-0	1-0	0	0.00
Feb 15	CAMPBELL	9.0	10	10	10	8	6	1	0	1	0	0	1	1	0	12-10	2-0	1	5.00
Feb 15	CAMPBELL	9.0	11	7	7	4	7	0	0	1	1	1	6	0	0	3-7	2-1	1	5.67
Feb 18	at Vanderbilt	8.0	7	3	2	4	3	0	0	0	0	1	0	0	0	0-3	2-2	1	4.89
Feb 19	at Vanderbilt	8.0	6	4	4	5	10	1	0	0	1	0	1	0	0	0-4	2-3	1	4.81
Feb 21	UT-MARTIN	9.0	9	7	5	2	14	1	0	2	1	0	0	1	1	6-7	2-4	1	4.85
Feb 22	INDIANA	9.0	9	4	4	2	11	2	0	1	1	0	0	1	0	2-4	2-5	1	4.72
Feb 22	SIENA	9.0	3	1	1	2	16	0	0	0	2	0	0	0	0	6-1	3-5	2	4.24
Feb 23	SIENA	9.0	6	2	2	2	10	0	0	1	1	0	1	0	0	8-2	4-5	2	3.99
Feb 25	NEW ORLEANS	9.0	6	0	0	0	5	3	0	0	0	0	1	1	0	5-0	5-5	2	3.58
Feb 28	GONZAGA	9.0	4	0	0	4	11	1	0	0	0	0	5	0	2	2-0	6-5	3	3.25
Feb 29	GONZAGA	9.0	19	13	13	3	6	1	0	1	1	0	2	2	0	3-13	6-6	3	4.08
Mar 01	GONZAGA	9.0	9	6	6	5	9	2	1	1	2	0	2	0	0	7-6	7-6	3	4.23
Mar 3	at Alabama	8.0	14	12	12	3	5	2	0	4	0	1	1	0	0	2-12	7-7	3	4.83
Totals		123.0	117	69	66	49	129	14	1	12	11	3	22	7	4	57-69	7-7	3	4.83



2020 South Alabama Baseball
 Miscellaneous Stats for South Alabama (as of Mar 04, 2020)
 (All games)



Multiple Hit Games	2	3	4	5+	Total
25 Sandle, Michael	4	-	-	-	4
20 Powers, Reid	2	2	-	-	4
34 Wilson, Ethan	1	2	-	-	3
6 Montiel, Santi	1	1	-	-	2
9 Dailey, Dakota	1	-	-	-	1
32 Shell, Bennett	1	-	-	-	1
TEAM	10	5	0	0	15

Multiple RBI Games	2	3	4	5+	Total
20 Powers, Reid	1	2	-	-	3
16 DeLaTorre, Kaleb	2	-	-	-	2
29 Davis, Alden	1	-	-	-	1
22 Stokes, Hunter	1	-	-	-	1
25 Sandle, Michael	-	1	-	-	1
9 Dailey, Dakota	-	1	-	-	1
34 Wilson, Ethan	-	-	-	1	1
6 Montiel, Santi	1	-	-	-	1
TEAM	6	4	0	1	11

Hitting Streaks	Longest	Current
25 Sandle, Michael	7	-
20 Powers, Reid	7	1
34 Wilson, Ethan	6	1
6 Montiel, Santi	3	-
16 DeLaTorre, Kaleb	3	-
32 Shell, Bennett	3	-
22 Stokes, Hunter	3	-
27 Bates, Andrew	2	-
9 Dailey, Dakota	2	2
21 Indlecoffer, Ross	1	-
14 Auerbach, Brandon	1	-
29 Davis, Alden	1	-
31 Welchel, Preston	1	-
2 Quinn, Carter	1	-

Reached Base Streaks	Longest	Current
25 Sandle, Michael	7	1
20 Powers, Reid	7	1
34 Wilson, Ethan	6	1
22 Stokes, Hunter	5	-
16 DeLaTorre, Kaleb	5	-
6 Montiel, Santi	5	-
32 Shell, Bennett	3	-
14 Auerbach, Brandon	2	2
29 Davis, Alden	2	-
9 Dailey, Dakota	2	2
13 Sorrenti, Richard	2	-
27 Bates, Andrew	2	-
31 Welchel, Preston	1	-
21 Indlecoffer, Ross	1	-
2 Quinn, Carter	1	1



2020 South Alabama Baseball
 Miscellaneous Stats for South Alabama (as of Mar 04, 2020)
 (All games)



Starting Lineup By Position
 (Team W-L record when starter)

PITCHER:		
11 Booker, JoJo	3	(2-1)
44 Boswell, Matt	3	(1-2)
10 Nightengale, Drake	3	(2-1)
30 Smith, Miles	3	(1-2)
17 Yarborough, Caleb	1	(0-1)
19 Arguelles, Andy	1	(1-0)
CATCHER:		
20 Powers, Reid	11	(5-6)
13 Sorrenti, Richard	3	(2-1)
FIRST BASE:		
16 DeLaTorre, Kaleb	9	(3-6)
29 Davis, Alden	5	(4-1)
SECOND BASE:		
22 Stokes, Hunter	7	(5-2)
9 Dailey, Dakota	6	(2-4)
14 Auerbach, Brandon	1	(0-1)
THIRD BASE:		
22 Stokes, Hunter	6	(2-4)
16 DeLaTorre, Kaleb	5	(4-1)
9 Dailey, Dakota	2	(1-1)
8 Fitzgerald, Noah	1	(0-1)
SHORTSTOP:		
6 Montiel, Santi	14	(7-7)
LEFT FIELD:		
34 Wilson, Ethan	14	(7-7)
CENTER FIELD:		
25 Sandle, Michael	14	(7-7)
RIGHT FIELD:		
32 Shell, Bennett	7	(4-3)
2 Quinn, Carter	3	(1-2)
27 Bates, Andrew	3	(2-1)
31 Welchel, Preston	1	(0-1)
DESIGNATED HITTER:		
29 Davis, Alden	3	(1-2)
41 Law, D.J.	2	(1-1)
21 Indlecoffer, Ross	2	(1-1)
8 Fitzgerald, Noah	2	(1-1)
31 Welchel, Preston	2	(0-2)
20 Powers, Reid	2	(2-0)
27 Bates, Andrew	1	(1-0)

Starting Lineup By Lineup Spot
 (Team W-L record when starter)

LEADOFF:		
22 Stokes, Hunter	7	(2-5)
6 Montiel, Santi	5	(4-1)
2 Quinn, Carter	1	(1-0)
14 Auerbach, Brandon	1	(0-1)
2ND SPOT:		
34 Wilson, Ethan	7	(4-3)
6 Montiel, Santi	6	(2-4)
25 Sandle, Michael	1	(1-0)
3RD SPOT:		
34 Wilson, Ethan	7	(3-4)
20 Powers, Reid	7	(4-3)
CLEANUP:		
25 Sandle, Michael	8	(5-3)
16 DeLaTorre, Kaleb	5	(1-4)
20 Powers, Reid	1	(1-0)
5TH SPOT:		
32 Shell, Bennett	3	(3-0)
25 Sandle, Michael	3	(1-2)
16 DeLaTorre, Kaleb	3	(2-1)
29 Davis, Alden	2	(1-1)
31 Welchel, Preston	1	(0-1)
20 Powers, Reid	1	(0-1)
8 Fitzgerald, Noah	1	(0-1)
6TH SPOT:		
29 Davis, Alden	4	(3-1)
6 Montiel, Santi	2	(1-1)
20 Powers, Reid	2	(0-2)
41 Law, D.J.	1	(1-0)
8 Fitzgerald, Noah	1	(1-0)
32 Shell, Bennett	1	(0-1)
9 Dailey, Dakota	1	(0-1)
16 DeLaTorre, Kaleb	1	(1-0)
25 Sandle, Michael	1	(0-1)
7TH SPOT:		
27 Bates, Andrew	4	(3-1)
22 Stokes, Hunter	3	(3-0)
32 Shell, Bennett	2	(0-2)
9 Dailey, Dakota	2	(0-2)
41 Law, D.J.	1	(0-1)
21 Indlecoffer, Ross	1	(1-0)
31 Welchel, Preston	1	(0-1)
8TH SPOT:		
16 DeLaTorre, Kaleb	5	(3-2)
9 Dailey, Dakota	3	(2-1)
29 Davis, Alden	2	(1-1)
21 Indlecoffer, Ross	1	(0-1)
25 Sandle, Michael	1	(0-1)
6 Montiel, Santi	1	(0-1)
32 Shell, Bennett	1	(1-0)
9TH SPOT:		
13 Sorrenti, Richard	3	(2-1)
22 Stokes, Hunter	3	(2-1)
9 Dailey, Dakota	2	(1-1)
20 Powers, Reid	2	(2-0)
2 Quinn, Carter	2	(0-2)
8 Fitzgerald, Noah	1	(0-1)
31 Welchel, Preston	1	(0-1)



2020 South Alabama Baseball
Season Game Highs for South Alabama (as of Mar 04, 2020)
(All games)



TEAM GAME HIGHS

Batting

At bats:	35	-	vs Indiana (Feb 22, 2020)
	35	-	vs Siena (Feb 23, 2020)
Runs scored:	12	-	vs Campbell (Feb 15, 2020)
Hits:	11	-	vs Siena (Feb 23, 2020)
RBI:	12	-	vs Campbell (Feb 15, 2020)
Doubles:	3	-	vs Indiana (Feb 22, 2020)
Triples:	1	-	vs Siena (Feb 22, 2020)
Home runs:	2	-	vs Campbell (Feb 15, 2020)
Total bases:	17	-	vs Campbell (Feb 15, 2020)
Walks:	7	-	vs Campbell (Feb 15, 2020)
Strikeouts:	19	-	at Vanderbilt (Feb 18, 2020)
Sac hits:	2	-	vs Siena (Feb 22, 2020)
Sac flies:	2	-	vs Siena (Feb 22, 2020)
Stolen bases:	4	-	vs Campbell (Feb 15, 2020)
Hit by pitch:	2	-	vs Siena (Feb 23, 2020)
	2	-	vs Gonzaga (Mar 01, 2020)
Caught stealing:	1	-	(4 times)
Runners LOB:	11	-	vs Indiana (Feb 22, 2020)
Hit into DP:	2	-	vs Indiana (Feb 22, 2020)
	2	-	vs Gonzaga (Feb 29, 2020)
	2	-	at Alabama (Mar 3, 2020)

Fielding

Putouts:	27	-	(11 times)
Assists:	13	-	vs Gonzaga (Feb 29, 2020)
Errors:	2	-	vs Campbell (Feb 15, 2020)
	2	-	vs UT-Martin (Feb 21, 2020)
Passed balls:	1	-	at Vanderbilt (Feb 18, 2020)
	1	-	vs Gonzaga (Mar 01, 2020)
DPs turned:	2	-	vs Gonzaga (Feb 29, 2020)

Pitching

Innings pitched:	9.0	-	(11 times)
Runs allowed:	13	-	vs Gonzaga (Feb 29, 2020)
Earned runs:	13	-	vs Gonzaga (Feb 29, 2020)
Walks allowed:	8	-	vs Campbell (Feb 15, 2020)
Strikeouts:	16	-	vs Campbell (Feb 14, 2020)
	16	-	vs Siena (Feb 22, 2020)
Hits allowed:	19	-	vs Gonzaga (Feb 29, 2020)
Doubles allowed:	3	-	vs New Orleans (Feb 25, 2020)
Triples allowed:	1	-	vs Gonzaga (Mar 01, 2020)
Homers allowed:	4	-	at Alabama (Mar 3, 2020)
Wild pitches:	2	-	vs Siena (Feb 22, 2020)
	2	-	vs Gonzaga (Mar 01, 2020)
Hit batters:	6	-	vs Campbell (Feb 15, 2020)



2020 South Alabama Baseball
Season Game Highs for South Alabama (as of Mar 04, 2020)
(All games)



INDIVIDUAL GAME HIGHS

Batting

At bats:	5	-	(8 times)
Runs scored:	4	-	Powers, Reid vs Campbell (Feb 15, 2020)
Hits:	3	-	(5 times)
RBI:	5	-	Wilson, Ethan vs Campbell (Feb 15, 2020)
Doubles:	2	-	Wilson, Ethan vs Indiana (Feb 22, 2020)
Triples:	1	-	Powers, Reid vs Siena (Feb 22, 2020)
Home runs:	1	-	(4 times)
Total bases:	6	-	Powers, Reid vs Campbell (Feb 15, 2020)
Walks:	3	-	Powers, Reid vs Gonzaga (Feb 29, 2020)
Strikeouts:	3	-	(9 times)
Sac hits:	1	-	(6 times)
Sac flies:	1	-	Montiel, Santi vs Campbell (Feb 15, 2020)
	1	-	Sandle, Michael vs Siena (Feb 22, 2020)
	1	-	Montiel, Santi vs Siena (Feb 22, 2020)
Stolen bases:	2	-	Sandle, Michael vs Campbell (Feb 15, 2020)
	2	-	Wilson, Ethan vs Campbell (Feb 15, 2020)
Hit by pitch:	1	-	(8 times)
Caught stealing:	1	-	(4 times)
Runners LOB:	5	-	Sandle, Michael vs Gonzaga (Feb 29, 2020)

Fielding

Putouts:	16	-	Powers, Reid vs Campbell (Feb 14, 2020)
	16	-	Sorrenti, Richard vs Siena (Feb 22, 2020)
Assists:	5	-	Dailey, Dakota vs UT-Martin (Feb 21, 2020)
	5	-	DeLaTorre, Kaleb vs Gonzaga (Feb 29, 2020)
	5	-	Montiel, Santi at Alabama (Mar 3, 2020)
Errors:	2	-	Stokes, Hunter vs Campbell (Feb 15, 2020)
Passed balls:	1	-	Powers, Reid at Vanderbilt (Feb 18, 2020)
	1	-	Powers, Reid vs Gonzaga (Mar 01, 2020)

Pitching

Innings pitched:	9.0	-	Boswell, Matt vs New Orleans (Feb 25, 2020)
Runs allowed:	7	-	Boswell, Matt at Alabama (Mar 3, 2020)
Earned runs:	7	-	Boswell, Matt at Alabama (Mar 3, 2020)
Walks allowed:	3	-	Lehrmann, Tyler vs Campbell (Feb 14, 2020)
	3	-	Smith, Miles vs Campbell (Feb 15, 2020)
Strikeouts:	12	-	Nightengale, Drake vs UT-Martin (Feb 21, 2020)
Hits allowed:	7	-	Nightengale, Drake vs UT-Martin (Feb 21, 2020)
	7	-	Smith, Miles vs Indiana (Feb 22, 2020)
	7	-	Boswell, Matt at Alabama (Mar 3, 2020)
Doubles allowed:	3	-	Boswell, Matt vs New Orleans (Feb 25, 2020)
Triples allowed:	1	-	Lehrmann, Tyler vs Gonzaga (Mar 01, 2020)
Homers allowed:	3	-	Boswell, Matt at Alabama (Mar 3, 2020)
Wild pitches:	2	-	Booker, JoJo vs Siena (Feb 22, 2020)
Hit batters:	4	-	Nightengale, Drake vs Gonzaga (Feb 28, 2020)

**2020 South Alabama Baseball
Individual Game-by-Game for South Alabama (as of Mar 04, 2020)**

#19 Arguelles, Andy - 4 appearances (All games)

Date	Opponent	GS	IP	H	R	ER	BB	SO	2B	3B	HR	WP	BK	HBP	IBB	Score	W-L	Sv	ERA	NP
Feb 15	CAMPBELL-1		0.2	0	0	0	1	1	0	0	0	0	0	0	0	12-10	1-0	0	0.00	11
Feb 18	at Vanderbilt		0.1	0	0	0	0	0	0	0	0	0	0	0	0	0-3	1-0	0	0.00	2
Feb 23	SIENA	*	5.0	3	0	0	0	6	0	0	0	1	0	0	0	8-2	2-0	0	0.00	72
Mar 3	at Alabama		2.0	3	0	0	0	3	0	0	0	0	1	0	0	2-12	2-0	0	0.00	25
Totals		1	8.0	6	0	0	1	10	0	0	0	1	1	0	0	22-27	2-0	0	0.00	-

#14 Auerbach, Brandon - 2 games (All games)

Date	Opponent	Pos	AB	R	H	RBI	2B	3B	HR	BB	SB	CS	HBP	SAC	SF	GDP	K	PO	A	E	Avg	
Feb 23	SIENA	ph/ss	1	0	1	0	0	0	0	0	0	0	0	0	0	0	0	0	0	0	0	1.000
Feb 29	GONZAGA	*2b	3	0	0	0	0	0	0	1	0	0	0	0	0	0	3	0	4	0	0	.250
Totals		1gs	4	0	1	0	0	0	0	1	0	0	0	0	0	0	3	0	4	0	0	.250

On base pct. .400 • Slugging pct. .250

#46 Baggett, Collier - 4 appearances (All games)

Date	Opponent	GS	IP	H	R	ER	BB	SO	2B	3B	HR	WP	BK	HBP	IBB	Score	W-L	Sv	ERA	NP
Feb 15	CAMPBELL-2		2.1	3	1	1	0	0	0	0	0	0	0	0	0	3-7	0-0	0	3.86	43
Feb 18	at Vanderbilt		1.0	0	0	0	1	1	0	0	0	0	1	0	0	0-3	0-0	0	2.70	15
Feb 23	SIENA		2.0	1	1	1	1	0	0	0	1	0	0	0	0	8-2	0-0	0	3.38	26
Feb 29	GONZAGA		0.0	3	3	3	1	0	0	0	0	1	0	0	0	3-13	0-0	0	8.44	10
Totals		0	5.1	7	5	5	3	1	0	0	1	1	1	0	0	14-25	0-0	0	8.44	-

#27 Bates, Andrew - 6 games (All games)

Date	Opponent	Pos	AB	R	H	RBI	2B	3B	HR	BB	SB	CS	HBP	SAC	SF	GDP	K	PO	A	E	Avg
Feb 14	CAMPBELL	*of	3	0	0	0	0	0	0	0	0	0	0	0	0	0	2	3	0	0	.000
Feb 15	CAMPBELL-1	*of	2	0	0	0	0	0	0	0	0	0	0	0	0	0	2	5	0	0	.000
Feb 15	CAMPBELL-2	ph	1	0	0	0	0	0	0	0	0	0	0	0	0	0	1	0	0	0	.000
Feb 28	GONZAGA	*dh	3	0	1	0	0	0	0	0	0	0	0	0	0	0	2	0	0	0	.111
Feb 29	GONZAGA	*of	4	1	1	0	0	0	0	0	0	0	0	0	0	1	1	1	0	0	.154
Mar 3	at Alabama	ph	1	0	0	0	0	0	0	0	0	0	0	0	0	0	1	0	0	0	.143
Totals		4gs	14	1	2	0	0	0	0	0	0	0	0	0	0	1	9	9	0	0	.143

On base pct. .143 • Slugging pct. .143

#11 Booker, JoJo - 1 game (All games)

Date	Opponent	Pos	AB	R	H	RBI	2B	3B	HR	BB	SB	CS	HBP	SAC	SF	GDP	K	PO	A	E	Avg	
Mar 01	GONZAGA	*p	0	0	0	0	0	0	0	0	0	0	0	0	0	0	0	1	2	0	0	.000
Totals		1gs	0	0	0	0	0	0	0	0	0	0	0	0	0	0	0	1	2	0	0	.000

On base pct. .000 • Slugging pct. .000

#11 Booker, JoJo - 3 appearances (All games)

Date	Opponent	GS	IP	H	R	ER	BB	SO	2B	3B	HR	WP	BK	HBP	IBB	Score	W-L	Sv	ERA	NP
Feb 15	CAMPBELL-2	*	3.0	5	4	4	1	3	0	0	1	0	0	2	0	3-7	0-1	0	12.00	71
Feb 22	SIENA	*	5.0	3	1	1	2	10	0	0	0	2	0	0	0	6-1	1-1	0	5.62	93
Mar 01	GONZAGA	*	5.0	4	2	2	2	6	2	0	0	1	0	2	0	7-6	1-1	0	4.85	88
Totals		3	13.0	12	7	7	5	19	2	0	1	3	0	4	0	16-14	1-1	0	4.85	-

**2020 South Alabama Baseball
Individual Game-by-Game for South Alabama (as of Mar 04, 2020)**

#44 Boswell, Matt - 3 games (All games)

Date	Opponent	Pos	AB	R	H	RBI	2B	3B	HR	BB	SB	CS	HBP	SAC	SF	GDP	K	PO	A	E	Avg
Feb 18	at Vanderbilt	*p	0	0	0	0	0	0	0	0	0	0	0	0	0	0	0	0	3	0	.000
Feb 25	NEW ORLEANS	*p	0	0	0	0	0	0	0	0	0	0	0	0	0	0	0	0	0	1	.000
Mar 3	at Alabama	*p	0	0	0	0	0	0	0	0	0	0	0	0	0	0	0	1	0	0	.000
Totals		3gs	0	0	0	0	0	0	0	0	0	0	0	0	0	0	0	1	3	1	.000

On base pct. .000 • Slugging pct. .000

#44 Boswell, Matt - 4 appearances (All games)

Date	Opponent	GS	IP	H	R	ER	BB	SO	2B	3B	HR	WP	BK	HBP	IBB	Score	W-L	Sv	ERA	NP
Feb 15	CAMPBELL-1		1.0	0	0	0	1	1	0	0	0	0	0	0	0	12-10	0-0	1	0.00	19
Feb 18	at Vanderbilt	*	6.0	6	2	1	2	2	0	0	0	0	0	0	0	0-3	0-1	1	1.29	90
Feb 25	NEW ORLEANS	*	9.0	6	0	0	0	5	3	0	0	0	0	1	0	5-0	1-1	1	0.56	102
Mar 3	at Alabama	*	5.0	7	7	7	1	1	2	0	3	0	0	1	0	2-12	1-2	1	3.43	76
Totals		3	21.0	19	9	8	4	9	5	0	3	0	0	2	0	19-25	1-2	1	3.43	-

#9 Dailey, Dakota - 11 games (All games)

Date	Opponent	Pos	AB	R	H	RBI	2B	3B	HR	BB	SB	CS	HBP	SAC	SF	GDP	K	PO	A	E	Avg
Feb 14	CAMPBELL	*2b	3	0	0	0	0	0	0	0	0	0	0	0	0	0	2	1	0	0	.000
Feb 15	CAMPBELL-1	*2b	2	3	1	0	0	0	0	2	0	0	0	0	0	0	4	2	0	0	.200
Feb 15	CAMPBELL-2	*2b	3	0	1	1	0	0	0	1	0	0	0	0	0	0	2	3	3	0	.250
Feb 18	at Vanderbilt	*2b	3	0	0	0	0	0	0	0	0	0	0	0	0	0	3	1	2	0	.182
Feb 19	at Vanderbilt	*2b	3	0	0	0	0	0	0	0	0	0	0	0	0	0	2	2	1	0	.143
Feb 21	UT-MARTIN	*2b	4	0	0	0	0	0	0	0	0	0	0	0	0	0	3	2	5	0	.111
Feb 22	INDIANA	3b	1	0	0	0	0	0	0	0	0	0	0	0	0	0	0	0	2	0	.105
Feb 23	SIENA	2b	0	0	0	0	0	0	0	0	0	0	0	0	0	0	0	0	0	0	.105
Feb 29	GONZAGA	ph	1	0	0	0	0	0	0	0	0	0	0	0	0	0	0	0	0	0	.100
Mar 01	GONZAGA	*3b	3	1	2	3	0	0	0	1	0	0	0	0	0	0	1	0	0	0	.174
Mar 3	at Alabama	*3b	2	0	1	0	0	0	0	1	0	0	0	0	0	0	0	0	2	0	.200
Totals		8gs	25	4	5	4	0	0	0	5	0	0	0	0	0	0	13	13	17	0	.200

On base pct. .333 • Slugging pct. .200

#35 Dalton, Jase - 1 game (All games)

Date	Opponent	Pos	AB	R	H	RBI	2B	3B	HR	BB	SB	CS	HBP	SAC	SF	GDP	K	PO	A	E	Avg
Feb 15	CAMPBELL-1	p	0	0	0	0	0	0	0	0	0	0	0	0	0	0	0	0	1	0	.000
Totals		0gs	0	0	0	0	0	0	0	0	0	0	0	0	0	0	0	0	1	0	.000

On base pct. .000 • Slugging pct. .000

#35 Dalton, Jase - 3 appearances (All games)

Date	Opponent	GS	IP	H	R	ER	BB	SO	2B	3B	HR	WP	BK	HBP	IBB	Score	W-L	Sv	ERA	NP
Feb 15	CAMPBELL-1		1.0	1	2	2	1	1	1	0	0	0	0	0	0	12-10	0-0	0	18.00	15
Feb 22	SIENA		4.0	0	0	0	0	6	0	0	0	0	0	0	0	6-1	0-0	1	3.60	41
Feb 28	GONZAGA		1.2	1	0	0	2	0	1	0	0	0	0	1	2	2-0	1-0	1	2.70	26
Totals		0	6.2	2	2	2	3	7	2	0	0	0	0	1	2	20-11	1-0	1	2.70	-

**2020 South Alabama Baseball
Individual Game-by-Game for South Alabama (as of Mar 04, 2020)**

#29 Davis, Alden - 10 games (All games)

Date	Opponent	Pos	AB	R	H	RBI	2B	3B	HR	BB	SB	CS	HBP	SAC	SF	GDP	K	PO	A	E	Avg
Feb 15	CAMPBELL-1	ph	1	0	0	0	0	0	0	0	0	0	0	0	0	0	0	0	0	0	.000
Feb 18	at Vanderbilt	*dh	2	0	0	0	0	0	0	0	0	0	0	0	0	0	2	0	0	0	.000
Feb 22	INDIANA	ph/dh	2	1	1	0	0	0	0	0	0	0	0	0	0	0	0	0	0	0	.200
Feb 22	SIENA	*1b	4	0	0	0	0	0	0	0	0	0	0	0	0	0	0	7	1	0	.111
Feb 23	SIENA	*1b	2	0	0	0	0	0	1	0	0	1	0	0	0	0	8	0	0	0	.091
Feb 25	NEW ORLEANS	*1b	3	1	1	0	0	0	1	1	0	0	0	0	0	1	7	0	0	0	.143
Feb 28	GONZAGA	*1b	4	0	0	0	0	0	0	0	0	0	0	0	0	1	6	1	0	0	.111
Feb 29	GONZAGA	*1b	2	0	0	0	0	0	1	0	0	0	0	0	0	2	11	0	0	0	.100
Mar 01	GONZAGA	*dh	3	0	1	2	1	0	1	0	0	0	0	0	0	0	0	0	0	0	.130
Mar 3	at Alabama	*dh	3	0	0	0	0	0	0	0	0	0	0	0	0	0	0	0	0	0	.115
Totals		8gs	26	2	3	2	1	0	4	1	0	1	0	0	0	0	6	39	2	0	.115

On base pct. .258 • Slugging pct. .154

#16 DeLaTorre, Kaleb - 14 games (All games)

Date	Opponent	Pos	AB	R	H	RBI	2B	3B	HR	BB	SB	CS	HBP	SAC	SF	GDP	K	PO	A	E	Avg
Feb 14	CAMPBELL	*1b	3	0	0	0	0	0	0	0	0	0	0	0	1	0	4	0	0	0	.000
Feb 15	CAMPBELL-1	*1b	5	0	1	1	0	0	0	0	0	0	0	0	0	0	2	7	0	0	.125
Feb 15	CAMPBELL-2	*1b	4	0	0	0	0	0	0	0	0	0	0	0	0	0	2	10	0	0	.083
Feb 18	at Vanderbilt	*1b	3	0	0	0	0	0	0	0	0	0	0	0	0	0	8	0	0	0	.067
Feb 19	at Vanderbilt	*1b	4	0	1	0	0	0	0	0	0	0	0	0	0	0	2	4	0	0	.105
Feb 21	UT-MARTIN	*1b	3	1	1	2	1	0	0	0	0	0	0	1	0	0	1	8	0	0	.136
Feb 22	INDIANA	*1b	5	0	0	0	0	0	0	0	0	0	0	0	0	0	3	5	1	0	.111
Feb 22	SIENA	*3b	4	0	0	0	0	0	0	0	0	0	0	0	0	0	2	0	1	0	.097
Feb 23	SIENA	*3b	3	0	0	0	0	0	1	0	0	0	0	0	0	0	0	3	0	0	.088
Feb 25	NEW ORLEANS	*3b	3	0	1	2	0	0	0	0	0	0	0	0	0	0	2	1	0	0	.108
Feb 28	GONZAGA	*3b	3	0	1	0	0	0	0	0	0	0	0	0	0	0	1	0	2	0	.125
Feb 29	GONZAGA	*3b	3	0	1	0	1	0	1	0	0	0	0	0	0	0	1	2	5	0	.140
Mar 01	GONZAGA	*1b	3	1	0	0	0	0	1	0	0	0	0	0	0	0	9	0	0	0	.130
Mar 3	at Alabama	*1b	3	0	0	0	0	0	0	0	0	0	0	0	0	0	10	1	0	0	.122
Totals		14gs	49	2	6	5	2	0	3	0	0	0	0	1	0	1	14	69	14	0	.122

On base pct. .173 • Slugging pct. .163

#8 Fitzgerald, Noah - 3 games (All games)

Date	Opponent	Pos	AB	R	H	RBI	2B	3B	HR	BB	SB	CS	HBP	SAC	SF	GDP	K	PO	A	E	Avg
Feb 14	CAMPBELL	*dh	2	0	0	0	0	0	0	0	0	0	0	0	0	0	2	0	0	0	.000
Feb 15	CAMPBELL-2	*dh	3	0	0	0	0	0	0	0	0	0	0	0	0	0	1	0	0	0	.000
Feb 22	INDIANA	*3b	2	0	0	0	0	0	0	0	0	0	0	0	0	0	2	1	1	0	.000
Totals		3gs	7	0	0	0	0	0	0	0	0	0	0	0	0	0	5	1	1	0	.000

On base pct. .000 • Slugging pct. .000

#24 Harlan, Zach - 2 appearances (All games)

Date	Opponent	GS	IP	H	R	ER	BB	SO	2B	3B	HR	WP	BK	HBP	IBB	Score	W-L	Sv	ERA	NP
Feb 23	SIENA		0.2	0	0	0	0	1	0	0	0	0	0	0	0	8-2	0-0	0	0.00	5
Feb 29	GONZAGA		0.2	0	0	0	0	1	0	0	0	0	0	0	0	3-13	0-0	0	0.00	10
Totals		0	1.1	0	0	0	0	2	0	0	0	0	0	0	0	11-15	0-0	0	0.00	-

#21 Indlecoffer, Ross - 6 games (All games)

Date	Opponent	Pos	AB	R	H	RBI	2B	3B	HR	BB	SB	CS	HBP	SAC	SF	GDP	K	PO	A	E	Avg
Feb 15	CAMPBELL-1	ph	1	0	0	0	0	0	0	0	0	0	0	0	0	0	1	0	0	0	.000
Feb 21	UT-MARTIN	*dh	2	0	0	0	0	0	0	2	0	0	0	0	0	0	1	0	0	0	.000
Feb 22	INDIANA	ph	1	0	0	0	0	0	0	0	0	0	0	0	0	0	0	0	0	0	.000
Feb 23	SIENA	ph	1	0	0	0	0	0	0	0	0	0	0	0	0	0	1	0	0	0	.000
Feb 25	NEW ORLEANS	*dh	3	1	1	0	0	0	0	0	1	0	0	0	0	0	1	0	0	0	.125
Mar 3	at Alabama	ph	1	0	0	0	0	0	0	0	0	0	0	0	0	0	1	0	0	0	.111
Totals		2gs	9	1	1	0	0	0	0	2	1	0	0	0	0	0	5	0	0	0	.111

On base pct. .273 • Slugging pct. .111

**2020 South Alabama Baseball
Individual Game-by-Game for South Alabama (as of Mar 04, 2020)**

#23 Lacey, Steven - 4 appearances (All games)

Date	Opponent	GS	IP	H	R	ER	BB	SO	2B	3B	HR	WP	BK	HBP	IBB	Score	W-L	Sv	ERA	NP
Feb 15	CAMPBELL-1		0.0	0	0	0	1	0	0	0	0	0	0	0	0	12-10	0-0	0	0.00	5
Feb 19	at Vanderbilt		1.0	0	0	0	1	2	0	0	0	0	0	0	0	0-4	0-0	0	0.00	19
Feb 23	SIENA		0.2	0	0	0	0	1	0	0	0	0	0	0	0	8-2	0-0	0	0.00	8
Mar 01	GONZAGA		0.0	1	0	0	1	0	0	0	0	0	0	0	0	7-6	0-0	0	0.00	12
Totals		0	1.2	1	0	0	3	3	0	0	0	0	0	0	0	27-22	0-0	0	0.00	-

#41 Law, D.J. - 4 games (All games)

Date	Opponent	Pos	AB	R	H	RBI	2B	3B	HR	BB	SB	CS	HBP	SAC	SF	GDP	K	PO	A	E	Avg
Feb 14	CAMPBELL	ph	1	0	0	0	0	0	0	0	0	0	0	0	0	0	1	0	0	0	.000
Feb 15	CAMPBELL-1	*dh	2	0	0	0	0	0	0	0	0	0	0	0	0	0	1	0	0	0	.000
Feb 22	INDIANA	*dh	2	0	0	0	0	0	0	0	0	0	0	0	0	0	2	0	0	0	.000
Mar 3	at Alabama	ph	1	0	0	0	0	0	0	0	0	0	0	0	0	0	0	0	0	0	.000
Totals		2gs	6	0	0	0	0	0	0	0	0	0	0	0	0	0	4	0	0	0	.000

On base pct. .000 • Slugging pct. .000

#45 Lehrmann, Tyler - 2 games (All games)

Date	Opponent	Pos	AB	R	H	RBI	2B	3B	HR	BB	SB	CS	HBP	SAC	SF	GDP	K	PO	A	E	Avg
Feb 14	CAMPBELL	p	0	0	0	0	0	0	0	0	0	0	0	0	0	0	0	0	1	0	.000
Feb 28	GONZAGA	p	0	0	0	0	0	0	0	0	0	0	0	0	0	0	0	1	0	0	.000
Totals		0gs	0	0	0	0	0	0	0	0	0	0	0	0	0	0	0	1	1	0	.000

On base pct. .000 • Slugging pct. .000

#45 Lehrmann, Tyler - 5 appearances (All games)

Date	Opponent	GS	IP	H	R	ER	BB	SO	2B	3B	HR	WP	BK	HBP	IBB	Score	W-L	Sv	ERA	NP
Feb 14	CAMPBELL		4.0	1	0	0	3	8	0	0	0	1	0	1	1	1-0	1-0	0	0.00	70
Feb 19	at Vanderbilt		0.2	3	3	3	2	2	1	0	0	0	0	0	0	0-4	1-0	0	5.79	37
Feb 21	UT-MARTIN		3.0	2	1	1	2	2	1	0	0	0	0	0	1	6-7	1-1	0	4.70	40
Feb 28	GONZAGA		1.0	0	0	0	0	1	0	0	0	0	0	0	0	2-0	1-1	1	4.15	15
Mar 01	GONZAGA		2.1	3	2	2	1	0	0	1	1	0	0	0	0	7-6	1-1	1	4.91	42
Totals		0	11.0	9	6	6	8	13	2	1	1	1	0	1	2	16-17	1-1	1	4.91	-

#49 Madej, Nate - 2 appearances (All games)

Date	Opponent	GS	IP	H	R	ER	BB	SO	2B	3B	HR	WP	BK	HBP	IBB	Score	W-L	Sv	ERA	NP
Feb 15	CAMPBELL-2		0.0	0	0	0	2	0	0	0	0	1	0	1	0	3-7	0-0	0	0.00	14
Feb 29	GONZAGA		0.1	1	2	2	0	0	0	0	0	0	0	1	0	3-13	0-0	0	54.00	8
Totals		0	0.1	1	2	2	2	0	0	0	0	1	0	2	0	6-20	0-0	0	54.00	-

#39 Michael, Noah - 2 games (All games)

Date	Opponent	Pos	AB	R	H	RBI	2B	3B	HR	BB	SB	CS	HBP	SAC	SF	GDP	K	PO	A	E	Avg
Feb 15	CAMPBELL-1	p	0	0	0	0	0	0	0	0	0	0	0	0	0	0	0	1	0	0	.000
Feb 29	GONZAGA	p	0	0	0	0	0	0	0	0	0	0	0	0	0	0	0	0	1	0	.000
Totals		0gs	0	0	0	0	0	0	0	0	0	0	0	0	0	0	0	1	1	0	.000

On base pct. .000 • Slugging pct. .000

**2020 South Alabama Baseball
Individual Game-by-Game for South Alabama (as of Mar 04, 2020)**

#39 Michael, Noah - 4 appearances (All games)

Date	Opponent	GS	IP	H	R	ER	BB	SO	2B	3B	HR	WP	BK	HBP	IBB	Score	W-L	Sv	ERA	NP
Feb 15	CAMPBELL-1		3.0	3	4	4	1	0	0	0	1	0	0	0	0	12-10	0-0	0	12.00	47
Feb 19	at Vanderbilt		2.0	0	0	0	0	1	0	0	0	0	0	0	0	0-4	0-0	0	7.20	28
Feb 22	INDIANA		2.1	2	0	0	0	2	0	0	0	0	0	0	0	2-4	0-0	0	4.91	26
Feb 29	GONZAGA		2.0	5	3	3	0	1	0	0	0	0	0	1	0	3-13	0-0	0	6.75	31
Totals		0	9.1	10	7	7	1	4	0	0	1	0	0	1	0	17-31	0-0	0	6.75	-

#26 Millirons, Peyton - 3 appearances (All games)

Date	Opponent	GS	IP	H	R	ER	BB	SO	2B	3B	HR	WP	BK	HBP	IBB	Score	W-L	Sv	ERA	NP
Feb 15	CAMPBELL-1		0.1	1	0	0	0	0	0	0	0	0	0	0	0	12-10	0-0	0	0.00	8
Feb 19	at Vanderbilt		1.1	0	0	0	0	2	0	0	0	0	0	0	0	0-4	0-0	0	0.00	14
Feb 23	SIENA		0.2	2	1	1	1	2	0	0	0	0	0	1	0	8-2	0-0	0	3.86	31
Totals		0	2.1	3	1	1	1	4	0	0	0	0	0	1	0	20-16	0-0	0	3.86	-

#6 Montiel, Santi - 14 games (All games)

Date	Opponent	Pos	AB	R	H	RBI	2B	3B	HR	BB	SB	CS	HBP	SAC	SF	GDP	K	PO	A	E	Avg
Feb 14	CAMPBELL	*ss	3	0	0	0	0	0	0	0	0	0	0	0	0	0	2	1	2	0	.000
Feb 15	CAMPBELL-1	*ss	3	2	2	2	1	0	0	1	0	0	0	0	1	0	0	2	0	0	.333
Feb 15	CAMPBELL-2	*ss	3	1	0	0	0	0	0	2	0	0	0	0	0	0	1	1	4	0	.222
Feb 18	at Vanderbilt	*ss	4	0	0	0	0	0	0	0	0	0	0	0	0	0	3	2	2	1	.154
Feb 19	at Vanderbilt	*ss	4	0	0	0	0	0	0	0	0	1	0	0	0	0	2	2	2	0	.118
Feb 21	UT-MARTIN	*ss	3	1	0	0	0	0	0	1	0	0	0	0	0	0	2	0	0	0	.100
Feb 22	INDIANA	*ss	3	0	0	0	0	0	0	0	0	0	1	0	0	0	0	2	1	0	.087
Feb 22	SIENA	*ss	2	0	0	1	0	0	0	0	0	0	0	1	1	0	0	0	3	0	.080
Feb 23	SIENA	*ss	4	2	3	0	1	0	0	0	0	0	0	0	0	0	0	2	3	0	.172
Feb 25	NEW ORLEANS	*ss	2	1	0	0	0	0	0	1	0	0	1	0	0	1	1	1	3	0	.161
Feb 28	GONZAGA	*ss	3	1	1	0	0	0	0	1	0	1	0	0	0	0	1	0	2	0	.176
Feb 29	GONZAGA	*ss	4	1	1	0	0	0	0	0	0	0	0	0	0	1	1	1	2	0	.184
Mar 01	GONZAGA	*ss	3	2	1	0	0	0	0	0	0	0	1	0	0	0	1	0	3	0	.195
Mar 3	at Alabama	*ss	3	0	0	0	0	0	0	0	0	0	0	0	0	0	3	0	5	0	.182
Totals		14gs	44	11	8	3	2	0	0	6	0	2	3	1	2	2	17	14	32	1	.182

On base pct. .309 • Slugging pct. .227

#10 Nightengale, Drake - 2 games (All games)

Date	Opponent	Pos	AB	R	H	RBI	2B	3B	HR	BB	SB	CS	HBP	SAC	SF	GDP	K	PO	A	E	Avg
Feb 21	UT-MARTIN	*p	0	0	0	0	0	0	0	0	0	0	0	0	0	0	0	0	1	1	.000
Feb 28	GONZAGA	*p	0	0	0	0	0	0	0	0	0	0	0	0	0	0	0	0	1	0	.000
Totals		2gs	0	0	0	0	0	0	0	0	0	0	0	0	0	0	0	0	2	1	.000

On base pct. .000 • Slugging pct. .000

#10 Nightengale, Drake - 3 appearances (All games)

Date	Opponent	GS	IP	H	R	ER	BB	SO	2B	3B	HR	WP	BK	HBP	IBB	Score	W-L	Sv	ERA	NP
Feb 14	CAMPBELL	*	5.0	3	0	0	2	8	0	0	0	0	0	1	0	1-0	0-0	0	0.00	88
Feb 21	UT-MARTIN	*	6.0	7	6	4	0	12	0	0	2	1	0	0	0	6-7	0-0	0	3.27	90
Feb 28	GONZAGA	*	6.1	3	0	0	2	10	0	0	0	0	0	4	0	2-0	0-0	0	2.08	96
Totals		3	17.1	13	6	4	4	30	0	0	2	1	0	5	0	9-7	0-0	0	2.08	-

#33 Perez, Tyler - 1 game (All games)

Date	Opponent	Pos	AB	R	H	RBI	2B	3B	HR	BB	SB	CS	HBP	SAC	SF	GDP	K	PO	A	E	Avg
Feb 18	at Vanderbilt	p	0	0	0	0	0	0	0	0	0	0	0	0	0	0	0	1	0	0	.000
Totals		0gs	0	0	0	0	0	0	0	0	0	0	0	0	0	0	0	1	0	0	.000

On base pct. .000 • Slugging pct. .000

**2020 South Alabama Baseball
Individual Game-by-Game for South Alabama (as of Mar 04, 2020)**

#33 Perez, Tyler - 3 appearances (All games)

Date	Opponent	GS	IP	H	R	ER	BB	SO	2B	3B	HR	WP	BK	HBP	IBB	Score	W-L	Sv	ERA	NP
Feb 15	CAMPBELL-2		1.0	0	0	0	0	1	0	0	0	0	0	2	0	3-7	0-0	0	0.00	20
Feb 18	at Vanderbilt		0.2	1	1	1	1	0	0	0	0	0	0	0	0	0-3	0-0	0	5.40	16
Feb 29	GONZAGA		0.0	3	1	1	0	0	0	0	0	0	0	0	0	3-13	0-0	0	10.80	12
Totals		0	1.2	4	2	2	1	1	0	0	0	0	0	2	0	6-23	0-0	0	10.80	-

#20 Powers, Reid - 13 games (All games)

Date	Opponent	Pos	AB	R	H	RBI	2B	3B	HR	BB	SB	CS	HBP	SAC	SF	GDP	K	PO	A	E	Avg
Feb 14	CAMPBELL	*c	3	0	1	0	0	0	0	0	0	0	0	0	0	0	1	16	2	0	.333
Feb 15	CAMPBELL-1	*c	3	4	3	2	0	0	1	0	1	0	1	0	0	0	0	6	0	0	.667
Feb 18	at Vanderbilt	*c	3	0	0	0	0	0	0	0	0	0	0	0	0	0	2	3	0	0	.444
Feb 19	at Vanderbilt	*c	3	0	0	0	0	0	0	0	0	0	0	0	0	0	2	9	2	1	.333
Feb 21	UT-MARTIN	*c	4	1	2	3	0	0	1	0	0	1	0	0	0	0	1	13	2	0	.375
Feb 22	INDIANA	*c	4	0	1	0	0	0	1	0	0	0	0	0	0	0	1	11	0	0	.350
Feb 22	SIENA	*dh	4	1	3	3	0	1	0	0	0	0	0	0	0	0	0	0	0	0	.417
Feb 23	SIENA	*dh	3	1	1	0	0	0	0	0	0	1	1	0	0	0	1	0	0	0	.407
Feb 25	NEW ORLEANS	*c	4	0	1	1	0	0	0	0	0	0	0	0	0	0	1	5	0	0	.387
Feb 28	GONZAGA	*c	4	1	2	0	0	0	0	0	0	0	0	0	1	1	12	0	0	0	.400
Feb 29	GONZAGA	*c	1	0	1	1	0	0	0	3	0	0	0	0	0	0	0	7	1	0	.417
Mar 01	GONZAGA	*c	4	0	0	0	0	0	0	0	0	0	0	0	0	0	1	7	2	0	.375
Mar 3	at Alabama	*c	3	1	1	0	0	0	0	0	0	0	0	0	0	0	1	5	0	0	.372
Totals		13gs	43	9	16	10	0	1	2	4	1	2	2	0	0	1	12	94	9	1	.372

On base pct. .449 • Slugging pct. .558

#2 Quinn, Carter - 9 games (All games)

Date	Opponent	Pos	AB	R	H	RBI	2B	3B	HR	BB	SB	CS	HBP	SAC	SF	GDP	K	PO	A	E	Avg
Feb 15	CAMPBELL-2	ph	1	0	0	0	0	0	0	0	0	0	0	0	0	0	0	0	0	0	.000
Feb 18	at Vanderbilt	*of	3	0	1	0	0	0	0	0	0	0	0	0	0	0	2	2	0	0	.250
Feb 19	at Vanderbilt	*of	3	0	0	0	0	0	0	0	0	0	0	0	0	0	2	2	0	0	.143
Feb 22	INDIANA	pr/of	0	0	0	0	0	0	0	0	0	0	0	0	0	0	0	0	0	0	.143
Feb 23	SIENA	ph/of	1	0	0	0	0	0	0	0	0	0	0	0	0	0	0	0	0	0	.125
Feb 28	GONZAGA	pr/of	0	0	0	0	0	0	0	0	0	0	0	0	0	0	0	0	0	0	.125
Feb 29	GONZAGA	ph	1	0	0	0	0	0	0	0	0	0	0	0	0	0	0	0	0	0	.111
Mar 01	GONZAGA	*of	3	0	0	0	0	0	1	0	0	1	0	0	0	0	1	2	0	0	.083
Mar 3	at Alabama	of	0	0	0	0	0	0	0	0	0	0	0	0	0	0	0	0	0	0	.083
Totals		3gs	12	0	1	0	0	0	1	0	0	1	0	0	0	0	5	6	0	0	.083

On base pct. .214 • Slugging pct. .083

#18 Samaniego, Tyler - 4 appearances (All games)

Date	Opponent	GS	IP	H	R	ER	BB	SO	2B	3B	HR	WP	BK	HBP	IBB	Score	W-L	Sv	ERA	NP
Feb 15	CAMPBELL-2		1.0	1	0	0	1	1	0	0	0	0	0	0	0	3-7	0-0	0	0.00	18
Feb 22	INDIANA		1.2	0	0	0	0	1	0	0	0	0	0	0	0	2-4	0-0	0	0.00	19
Mar 01	GONZAGA		0.1	1	2	2	1	2	0	0	0	1	0	0	0	7-6	0-0	0	6.00	14
Mar 3	at Alabama		0.2	2	2	2	1	0	0	0	1	0	0	0	0	2-12	0-0	0	9.82	14
Totals		0	3.2	4	4	4	3	4	0	0	1	1	0	0	0	14-29	0-0	0	9.82	-

**2020 South Alabama Baseball
Individual Game-by-Game for South Alabama (as of Mar 04, 2020)**

#25 Sandle, Michael - 14 games (All games)

Date	Opponent	Pos	AB	R	H	RBI	2B	3B	HR	BB	SB	CS	HBP	SAC	SF	GDP	K	PO	A	E	Avg
Feb 14	CAMPBELL	*of	3	0	1	0	0	0	0	0	0	0	0	0	0	0	2	0	0	0	.333
Feb 15	CAMPBELL-1	*of	5	0	1	0	0	0	0	0	0	0	0	0	0	0	3	1	0	0	.250
Feb 15	CAMPBELL-2	*of	3	1	1	1	0	0	0	1	2	0	0	0	0	0	0	2	0	0	.273
Feb 18	at Vanderbilt	*of	3	0	0	0	0	0	0	0	0	0	0	0	0	0	3	4	0	0	.214
Feb 19	at Vanderbilt	*of	3	0	0	0	0	0	0	0	0	0	0	0	0	0	0	5	0	0	.176
Feb 21	UT-MARTIN	*of	4	1	2	0	0	0	0	0	1	0	0	0	0	0	0	3	0	0	.238
Feb 22	INDIANA	*of	3	1	2	1	1	0	0	1	1	0	0	0	0	1	0	1	0	0	.292
Feb 22	SIENA	*of	3	0	1	1	0	0	0	0	0	0	0	0	1	0	0	2	0	0	.296
Feb 23	SIENA	*of	4	1	1	3	1	0	0	1	1	0	0	0	0	0	1	4	0	0	.290
Feb 25	NEW ORLEANS	*of	3	0	2	1	0	0	0	1	0	0	0	0	0	0	0	4	0	0	.324
Feb 28	GONZAGA	*of	3	0	2	1	0	0	0	1	1	0	0	0	0	0	1	1	0	0	.351
Feb 29	GONZAGA	*of	4	0	1	0	0	0	0	0	0	0	0	0	0	0	1	2	0	0	.341
Mar 01	GONZAGA	*of	5	0	0	0	0	0	0	0	0	0	0	0	0	0	2	2	0	0	.304
Mar 3	at Alabama	*of	2	0	0	0	0	0	0	1	0	0	0	0	0	0	1	1	0	0	.292
Totals		14gs	48	4	14	8	2	0	0	6	6	0	0	0	1	1	14	32	0	0	.292

On base pct. .364 • Slugging pct. .333

#32 Shell, Bennett - 10 games (All games)

Date	Opponent	Pos	AB	R	H	RBI	2B	3B	HR	BB	SB	CS	HBP	SAC	SF	GDP	K	PO	A	E	Avg
Feb 15	CAMPBELL-1	ph/of	1	1	0	0	0	0	0	1	1	0	0	0	0	0	1	0	0	0	.000
Feb 15	CAMPBELL-2	*of	4	0	0	1	0	0	0	0	0	0	0	0	0	0	1	3	0	0	.000
Feb 21	UT-MARTIN	*of	4	1	1	0	0	0	0	0	0	0	0	0	0	0	0	0	0	0	.111
Feb 22	INDIANA	pr	0	0	0	0	0	0	0	0	0	0	0	0	0	0	0	0	0	0	.111
Feb 22	SIENA	*of	2	2	2	1	1	0	0	1	1	0	0	0	0	0	0	0	0	0	.273
Feb 23	SIENA	*of	3	1	1	0	0	0	0	0	1	0	0	0	0	0	1	0	1	0	.286
Feb 25	NEW ORLEANS	*of	3	0	0	0	0	0	0	0	0	0	0	1	0	0	1	3	0	0	.235
Feb 28	GONZAGA	*of	2	0	0	0	0	0	0	0	0	0	0	1	0	0	2	3	0	0	.211
Mar 01	GONZAGA	pr	0	1	0	0	0	0	0	0	0	0	0	0	0	0	0	0	0	0	.211
Mar 3	at Alabama	*of	2	0	0	0	0	0	0	0	0	0	0	0	0	0	1	1	0	0	.190
Totals		7gs	21	6	4	2	1	0	0	2	3	0	0	2	0	0	7	10	1	0	.190

On base pct. .261 • Slugging pct. .238

#30 Smith, Miles - 2 games (All games)

Date	Opponent	Pos	AB	R	H	RBI	2B	3B	HR	BB	SB	CS	HBP	SAC	SF	GDP	K	PO	A	E	Avg
Feb 15	CAMPBELL-1	*p	0	0	0	0	0	0	0	0	0	0	0	0	0	0	0	0	2	0	.000
Feb 22	INDIANA	*p	0	0	0	0	0	0	0	0	0	0	0	0	0	0	0	1	0	0	.000
Totals		2gs	0	0	0	0	0	0	0	0	0	0	0	0	0	0	0	1	2	0	.000

On base pct. .000 • Slugging pct. .000

#30 Smith, Miles - 3 appearances (All games)

Date	Opponent	GS	IP	H	R	ER	BB	SO	2B	3B	HR	WP	BK	HBP	IBB	Score	W-L	Sv	ERA	NP
Feb 15	CAMPBELL-1	*	3.0	5	4	4	3	3	0	0	0	0	0	1	0	12-10	0-0	0	12.00	80
Feb 22	INDIANA	*	5.0	7	4	4	2	8	2	0	1	1	0	0	0	2-4	0-1	0	9.00	92
Feb 29	GONZAGA	*	5.0	5	2	2	1	2	0	0	1	0	0	0	0	3-13	0-1	0	6.92	68
Totals		3	13.0	17	10	10	6	13	2	0	2	1	0	1	0	17-27	0-1	0	6.92	-

#13 Sorrenti, Richard - 4 games (All games)

Date	Opponent	Pos	AB	R	H	RBI	2B	3B	HR	BB	SB	CS	HBP	SAC	SF	GDP	K	PO	A	E	Avg
Feb 15	CAMPBELL-2	*c	2	0	0	0	0	0	0	1	0	0	0	0	0	0	0	7	1	0	.000
Feb 22	SIENA	*c	1	1	0	0	0	0	0	1	0	0	0	1	0	1	0	16	0	0	.000
Feb 23	SIENA	*c	4	0	0	0	0	0	0	0	0	0	0	0	0	0	0	10	0	0	.000
Feb 29	GONZAGA	ph	1	0	0	0	0	0	0	0	0	0	0	0	0	0	1	0	0	0	.000
Totals		3gs	8	1	0	0	0	0	0	2	0	0	0	1	0	1	1	33	1	0	.000

On base pct. .200 • Slugging pct. .000

**2020 South Alabama Baseball
Individual Game-by-Game for South Alabama (as of Mar 04, 2020)**

#22 Stokes, Hunter - 14 games (All games)

Date	Opponent	Pos	AB	R	H	RBI	2B	3B	HR	BB	SB	CS	HBP	SAC	SF	GDP	K	PO	A	E	Avg
Feb 14	CAMPBELL	*3b	3	1	1	1	0	0	1	1	0	0	0	0	0	0	1	1	1	0	.333
Feb 15	CAMPBELL-1	*3b	4	1	1	2	0	0	0	1	0	0	0	0	0	0	1	1	3	2	.286
Feb 15	CAMPBELL-2	*3b	5	0	1	0	0	0	0	0	0	0	0	0	0	0	2	0	3	0	.250
Feb 18	at Vanderbilt	*3b	4	0	0	0	0	0	0	0	0	0	0	0	0	0	3	0	1	0	.188
Feb 19	at Vanderbilt	*3b	3	0	1	0	0	0	0	1	0	0	0	0	0	0	1	0	1	0	.211
Feb 21	UT-MARTIN	*3b	5	0	1	1	0	0	0	0	0	0	0	0	0	0	1	0	2	1	.208
Feb 22	INDIANA	*2b	3	0	0	0	0	0	0	2	0	0	0	0	0	0	2	3	3	0	.185
Feb 22	SIENA	*2b	3	1	1	0	0	0	0	0	0	0	0	0	0	0	1	2	2	0	.200
Feb 23	SIENA	*2b	4	0	1	1	0	0	0	0	0	0	0	0	0	0	1	2	2	0	.206
Feb 25	NEW ORLEANS	*2b	3	0	0	0	0	0	0	0	0	0	0	0	0	0	1	2	1	0	.189
Feb 28	GONZAGA	*2b	3	0	0	0	0	0	0	0	0	0	0	0	0	0	0	3	1	0	.175
Feb 29	GONZAGA	ph/1b	1	0	0	0	0	0	0	0	0	0	0	0	0	0	1	1	0	0	.171
Mar 01	GONZAGA	*2b	3	2	1	0	1	0	0	1	0	0	0	0	0	0	1	2	2	0	.182
Mar 3	at Alabama	*2b	3	0	0	0	0	0	0	0	0	0	0	0	0	2	0	2	3	0	.170
Totals		13gs	47	5	8	5	1	0	1	6	0	0	0	0	0	2	16	19	25	3	.170

On base pct. .264 • Slugging pct. .255

#40 Trussell, Tyler - 1 appearance (All games)

Date	Opponent	GS	IP	H	R	ER	BB	SO	2B	3B	HR	WP	BK	HBP	IBB	Score	W-L	Sv	ERA	NP
Mar 01	GONZAGA		1.1	0	0	0	0	1	0	0	0	0	0	0	0	7-6	1-0	0	0.00	19
Totals		0	1.1	0	0	0	0	1	0	0	0	0	0	0	0	7-6	1-0	0	0.00	-

#31 Welchel, Preston - 8 games (All games)

Date	Opponent	Pos	AB	R	H	RBI	2B	3B	HR	BB	SB	CS	HBP	SAC	SF	GDP	K	PO	A	E	Avg
Feb 15	CAMPBELL-1	ph	1	0	0	0	0	0	0	0	0	0	0	0	0	0	1	0	0	0	.000
Feb 18	at Vanderbilt	ph	1	0	0	0	0	0	0	0	0	0	0	0	0	0	0	0	0	0	.000
Feb 19	at Vanderbilt	*dh	3	0	1	0	1	0	0	0	0	0	0	0	0	0	1	0	0	0	.200
Feb 22	INDIANA	*of	4	0	0	0	0	0	0	0	0	0	0	0	0	0	2	1	1	0	.111
Feb 25	NEW ORLEANS	ph	1	0	0	0	0	0	0	0	0	0	0	0	0	0	0	0	0	0	.100
Feb 28	GONZAGA	ph	1	0	0	0	0	0	0	0	0	0	0	0	0	0	0	0	0	0	.091
Feb 29	GONZAGA	*dh	4	1	1	0	0	0	0	0	0	0	0	0	0	0	1	0	0	0	.133
Mar 3	at Alabama	ph	1	0	0	0	0	0	0	0	0	0	0	0	0	0	1	0	0	0	.125
Totals		3gs	16	1	2	0	1	0	0	0	0	0	0	0	0	0	6	1	1	0	.125

On base pct. .125 • Slugging pct. .188

#28 Westerhoff, Ryan - 1 appearance (All games)

Date	Opponent	GS	IP	H	R	ER	BB	SO	2B	3B	HR	WP	BK	HBP	IBB	Score	W-L	Sv	ERA	NP
Mar 3	at Alabama		0.1	2	3	3	1	1	0	0	0	0	0	0	0	2-12	0-0	0	81.00	17
Totals		0	0.1	2	3	3	1	1	0	0	0	0	0	0	0	2-12	0-0	0	81.00	-

**2020 South Alabama Baseball
Individual Game-by-Game for South Alabama (as of Mar 04, 2020)**

#34 Wilson, Ethan - 14 games (All games)

Date	Opponent	Pos	AB	R	H	RBI	2B	3B	HR	BB	SB	CS	HBP	SAC	SF	GDP	K	PO	A	E	Avg
Feb 14	CAMPBELL	*of	3	0	0	0	0	0	0	0	0	0	0	0	0	0	2	1	0	0	.000
Feb 15	CAMPBELL-1	*of	3	1	1	5	0	0	1	2	0	0	0	0	0	0	0	0	0	0	.167
Feb 15	CAMPBELL-2	*of	3	1	1	0	1	0	0	1	2	0	0	0	0	0	0	1	0	0	.222
Feb 18	at Vanderbilt	*of	3	0	1	0	0	0	0	1	0	0	0	0	0	0	1	3	0	0	.250
Feb 19	at Vanderbilt	*of	4	0	0	0	0	0	0	0	0	0	0	0	0	0	2	0	0	0	.188
Feb 21	UT-MARTIN	*of	4	1	1	0	0	0	0	0	1	0	0	0	0	0	1	1	0	0	.200
Feb 22	INDIANA	*of	5	0	3	1	2	0	0	0	0	0	0	0	0	0	2	2	0	0	.280
Feb 22	SIENA	*of	4	1	1	0	0	0	0	0	0	0	0	0	0	0	1	0	0	0	.276
Feb 23	SIENA	*of	5	3	3	0	0	0	0	0	0	0	0	0	0	0	1	1	0	0	.324
Feb 25	NEW ORLEANS	*of	4	2	1	0	1	0	0	0	1	0	0	0	0	0	1	3	0	0	.316
Feb 28	GONZAGA	*of	3	0	1	0	0	0	0	0	0	0	1	0	0	0	1	1	0	0	.317
Feb 29	GONZAGA	*of	3	0	0	1	0	0	0	0	0	0	0	1	0	0	2	2	0	0	.295
Mar 01	GONZAGA	*of	4	0	0	0	0	0	0	0	0	0	0	0	0	0	1	4	0	0	.271
Mar 3	at Alabama	*of	4	1	2	0	0	0	0	0	1	0	0	0	0	0	0	4	0	0	.288
Totals		14gs	52	10	15	7	4	0	1	4	5	0	1	1	0	0	15	23	0	0	.288

On base pct. .351 • Slugging pct. .423

#17 Yarborough, Caleb - 3 appearances (All games)

Date	Opponent	GS	IP	H	R	ER	BB	SO	2B	3B	HR	WP	BK	HBP	IBB	Score	W-L	Sv	ERA	NP
Feb 15	CAMPBELL-2		1.2	2	2	2	0	2	0	0	0	0	1	1	0	3-7	0-0	0	10.80	26
Feb 19	at Vanderbilt	*	3.0	3	1	1	2	3	0	0	0	1	0	1	0	0-4	0-1	0	5.79	51
Feb 29	GONZAGA		1.0	2	2	2	1	2	1	0	0	0	0	0	0	3-13	0-2	0	7.94	23
Totals		1	5.2	7	5	5	3	7	1	0	0	1	1	2	0	6-24	0-2	0	7.94	-



2019 South Alabama Baseball Individual Career History



Arguelles, Andy

Year	avg	gp-gs	ab	r	h	2b	3b	hr	rbi	tb	slg%	bb	hbp	so	gdp	ob%	sf	sh	sb-att	po	a	e	fld%
2017	.000	0-0	0	0	0	0	0	0	0	0	.000	0	0	0	0	.000	0	0	0-0	0	5	2	.714
2018	.000	0-0	0	0	0	0	0	0	0	0	.000	0	0	0	0	.000	0	0	0-0	1	0	0	1.000
2019	.000	0-0	0	0	0	0	0	0	0	0	.000	0	0	0	0	.000	0	0	0-0	1	1	0	1.000
TOTAL	.000	0-0	0	0	0	0	0	0	0	0	.000	0	0	0	0	.000	0	0	0-0	2	6	2	.800

Year	era	w-l	app	gs	cq	sho	sv	ip	h	r	er	bb	so	2b	3b	hr	bf	bavg	wp	hbp	bk	sfa	sha
2017	5.37	3-3	16	10	0	0/1	0	55.1	63	36	33	25	51	12	1	6	253	.290	6	5	2	2	3
2018	5.50	1-1	6	5	0	0/1	0	18.0	13	12	11	15	17	4	0	1	81	.200	5	1	0	0	0
2019	8.62	0-1	13	1	0	0/0	0	15.2	19	15	15	16	16	3	2	2	80	.311	2	1	0	2	0
2020	0.00	2-0	4	1	0	0/0	0	8.0	6	0	0	1	10	0	0	0	31	.200	1	0	1	0	0
TOTAL	5.47	6-5	39	17	0	0/2	0	97.0	101	63	59	57	94	19	3	9	445	.271	14	7	3	4	3

Auerbach, Brandon

Year	avg	gp-gs	ab	r	h	2b	3b	hr	rbi	tb	slg%	bb	hbp	so	gdp	ob%	sf	sh	sb-att	po	a	e	fld%
2019	.185	25-21	54	16	10	1	0	0	7	11	.204	14	3	14	1	.375	1	5	1-1	32	47	5	.940
2020	.250	2-1	4	0	1	0	0	0	0	1	.250	1	0	3	0	.400	0	0	0-0	0	4	0	1.000
TOTAL	.190	27-22	58	16	11	1	0	0	7	12	.207	15	3	17	1	.377	1	5	1-1	32	51	5	.943

Bates, Andrew

Year	avg	gp-gs	ab	r	h	2b	3b	hr	rbi	tb	slg%	bb	hbp	so	gdp	ob%	sf	sh	sb-att	po	a	e	fld%
2018	.145	28-18	62	11	9	0	0	0	9	9	.145	15	0	20	0	.308	1	5	1-3	39	1	2	.952
2020	.143	6-4	14	1	2	0	0	0	0	2	.143	0	0	9	1	.143	0	0	0-0	9	0	0	1.000
TOTAL	.145	34-22	76	12	11	0	0	0	9	11	.145	15	0	29	1	.283	1	5	1-3	48	1	2	.961

Booker, JoJo

Year	avg	gp-gs	ab	r	h	2b	3b	hr	rbi	tb	slg%	bb	hbp	so	gdp	ob%	sf	sh	sb-att	po	a	e	fld%
2018	.000	0-0	0	0	0	0	0	0	0	0	.000	0	0	0	0	.000	0	0	0-0	4	3	0	1.000
2019	.000	0-0	0	0	0	0	0	0	0	0	.000	0	0	0	0	.000	0	0	0-0	3	4	0	1.000
2020	.000	0-0	0	0	0	0	0	0	0	0	.000	0	0	0	0	.000	0	0	0-0	1	2	0	1.000
TOTAL	.000	0-0	0	0	0	0	0	0	0	0	.000	0	0	0	0	.000	0	0	0-0	8	9	0	1.000

Year	era	w-l	app	gs	cq	sho	sv	ip	h	r	er	bb	so	2b	3b	hr	bf	bavg	wp	hbp	bk	sfa	sha
2018	7.15	2-1	17	1	0	0/1	1	34.0	33	32	27	19	40	7	1	5	157	.256	7	4	2	4	0
2019	4.19	4-3	11	11	0	0/1	0	53.2	54	31	25	39	49	13	0	3	252	.269	7	5	0	3	4
2020	4.85	1-1	3	3	0	0/0	0	13.0	12	7	7	5	19	2	0	1	60	.235	3	4	0	0	0
TOTAL	5.27	7-5	31	15	0	0/2	1	100.2	99	70	59	63	108	22	1	9	469	.260	17	13	2	7	4

Dailey, Dakota

Year	avg	gp-gs	ab	r	h	2b	3b	hr	rbi	tb	slg%	bb	hbp	so	gdp	ob%	sf	sh	sb-att	po	a	e	fld%
2019	.288	45-33	125	26	36	5	2	1	17	48	.384	13	5	34	3	.375	1	2	7-9	46	73	8	.937
2020	.200	11-8	25	4	5	0	0	0	4	5	.200	5	0	13	0	.333	0	0	0-0	13	17	0	1.000
TOTAL	.273	56-41	150	30	41	5	2	1	21	53	.353	18	5	47	3	.368	1	2	7-9	59	90	8	.949



2019 South Alabama Baseball Individual Career History



Dalton, Jase

Year	avg	gp-gs	ab	r	h	2b	3b	hr	rbi	tb	slg%	bb	hbp	so	gdp	ob%	sf	sh	sb-att	po	a	e	fld%
2019	.000	0-0	0	0	0	0	0	0	0	0	.000	0	0	0	0	.000	0	0	0-0	2	1	0	1.000
2020	.000	0-0	0	0	0	0	0	0	0	0	.000	0	0	0	0	.000	0	0	0-0	0	1	0	1.000
TOTAL	.000	0-0	0	0	0	0	0	0	0	0	.000	0	0	0	0	.000	0	0	0-0	2	2	0	1.000

Year	era	w-l	app	gs	cq	sho	sv	ip	h	r	er	bb	so	2b	3b	hr	bf	bavg	wp	hbp	bk	sfa	sha
2019	7.36	1-1	6	1	0	0/0	0	14.2	18	12	12	8	14	4	1	2	70	.310	1	2	0	1	1
2020	2.70	1-0	3	0	0	0/1	1	6.2	2	2	2	3	7	2	0	0	26	.100	0	1	0	0	2
TOTAL	5.91	2-1	9	1	0	0/1	1	21.1	20	14	14	11	21	6	1	2	96	.256	1	3	0	1	3

DeLaTorre, Kaleb

Year	avg	gp-gs	ab	r	h	2b	3b	hr	rbi	tb	slg%	bb	hbp	so	gdp	ob%	sf	sh	sb-att	po	a	e	fld%
2019	.301	56-56	209	40	63	15	2	6	37	100	.478	25	7	37	3	.391	2	4	0-0	34	83	7	.944
2020	.122	14-14	49	2	6	2	0	0	5	8	.163	3	0	14	1	.173	0	1	0-0	69	14	0	1.000
TOTAL	.267	70-70	258	42	69	17	2	6	42	108	.419	28	7	51	4	.353	2	5	0-0	103	97	7	.966

Harlan, Zach

Year	avg	gp-gs	ab	r	h	2b	3b	hr	rbi	tb	slg%	bb	hbp	so	gdp	ob%	sf	sh	sb-att	po	a	e	fld%
2019	.000	0-0	0	0	0	0	0	0	0	0	.000	0	0	0	0	.000	0	0	0-0	0	1	0	1.000
TOTAL	.000	0-0	0	0	0	0	0	0	0	0	.000	0	0	0	0	.000	0	0	0-0	0	1	0	1.000

Year	era	w-l	app	gs	cq	sho	sv	ip	h	r	er	bb	so	2b	3b	hr	bf	bavg	wp	hbp	bk	sfa	sha
2019	7.50	0-0	6	0	0	0/0	0	6.0	9	6	5	6	6	1	0	2	33	.346	3	0	0	1	0
2020	0.00	0-0	2	0	0	0/0	0	1.1	0	0	0	0	2	0	0	0	4	.000	0	0	0	0	0
TOTAL	6.14	0-0	8	0	0	0/0	0	7.1	9	6	5	6	8	1	0	2	37	.300	3	0	0	1	0

Michael, Noah

Year	avg	gp-gs	ab	r	h	2b	3b	hr	rbi	tb	slg%	bb	hbp	so	gdp	ob%	sf	sh	sb-att	po	a	e	fld%
2018	.000	0-0	0	0	0	0	0	0	0	0	.000	0	0	0	0	.000	0	0	0-0	1	6	0	1.000
2019	.000	0-0	0	0	0	0	0	0	0	0	.000	0	0	0	0	.000	0	0	0-0	2	1	0	1.000
2020	.000	0-0	0	0	0	0	0	0	0	0	.000	0	0	0	0	.000	0	0	0-0	1	1	0	1.000
TOTAL	.000	0-0	0	0	0	0	0	0	0	0	.000	0	0	0	0	.000	0	0	0-0	4	8	0	1.000

Year	era	w-l	app	gs	cq	sho	sv	ip	h	r	er	bb	so	2b	3b	hr	bf	bavg	wp	hbp	bk	sfa	sha
2018	8.06	1-4	8	4	0	0/0	0	25.2	31	24	23	18	19	4	3	3	129	.304	1	4	0	2	3
2019	7.85	0-1	9	1	0	0/0	1	18.1	25	19	16	3	11	4	1	5	83	.321	0	0	0	1	1
2020	6.75	0-0	4	0	0	0/0	0	9.1	10	7	7	1	4	0	0	1	37	.294	0	1	0	1	0
TOTAL	7.76	1-5	21	5	0	0/0	1	53.1	66	50	46	22	34	8	4	9	249	.308	1	5	0	4	4

Montiel, Santi

Year	avg	gp-gs	ab	r	h	2b	3b	hr	rbi	tb	slg%	bb	hbp	so	gdp	ob%	sf	sh	sb-att	po	a	e	fld%
2019	.295	56-56	200	43	59	10	2	7	28	94	.470	33	2	52	2	.395	3	2	2-3	95	133	9	.962
2020	.182	14-14	44	11	8	2	0	0	3	10	.227	6	3	17	2	.309	2	1	0-2	14	32	1	.979
TOTAL	.275	70-70	244	54	67	12	2	7	31	104	.426	39	5	69	4	.379	5	3	2-5	109	165	10	.965



2019 South Alabama Baseball Individual Career History



Nightingale, Drake

Year	avg	gp-gs	ab	r	h	2b	3b	hr	rbi	tb	slg%	bb	hbp	so	gdp	ob%	sf	sh	sb-att	po	a	e	fld%
2019	.000	0-0	0	0	0	0	0	0	0	0	.000	0	0	0	0	.000	0	0	0-0	3	8	0	1.000
2020	.000	0-0	0	0	0	0	0	0	0	0	.000	0	0	0	0	.000	0	0	0-0	0	2	1	.667
TOTAL	.000	0-0	0	0	0	0	0	0	0	0	.000	0	0	0	0	.000	0	0	0-0	3	10	1	.929

Year	era	w-l	app	gs	cq	sho	sv	ip	h	r	er	bb	so	2b	3b	hr	bf	bavg	wp	hbp	bk	sfa	sha
2019	3.52	6-2	15	12	0	0/0	1	71.2	48	30	28	38	91	8	1	2	301	.196	5	8	3	6	4
2020	2.08	0-0	3	3	0	0/2	0	17.1	13	6	4	4	30	0	0	2	74	.206	1	5	0	0	2
TOTAL	3.24	6-2	18	15	0	0/2	1	89.0	61	36	32	42	121	8	1	4	375	.198	6	13	3	6	6

Perez, Tyler

Year	avg	gp-gs	ab	r	h	2b	3b	hr	rbi	tb	slg%	bb	hbp	so	gdp	ob%	sf	sh	sb-att	po	a	e	fld%
2017	.000	0-0	0	0	0	0	0	0	0	0	.000	0	0	0	0	.000	0	0	0-0	0	2	0	1.000
2018	.000	1-0	0	1	0	0	0	0	1	0	.000	1	0	0	0	1.000	0	0	0-0	0	3	1	.750
2019	.000	0-0	0	0	0	0	0	0	0	0	.000	0	0	0	0	.000	0	0	0-0	0	7	0	1.000
2020	.000	0-0	0	0	0	0	0	0	0	0	.000	0	0	0	0	.000	0	0	0-0	1	0	0	1.000
TOTAL	.000	1-0	0	1	0	0	0	0	1	0	.000	1	0	0	0	1.000	0	0	0-0	1	12	1	.929

Year	era	w-l	app	gs	cq	sho	sv	ip	h	r	er	bb	so	2b	3b	hr	bf	bavg	wp	hbp	bk	sfa	sha
2017	4.66	1-0	8	0	0	0/1	1	19.1	25	11	10	4	11	3	0	3	87	.305	2	1	0	0	0
2018	5.40	0-0	8	3	0	0/1	0	13.1	21	15	8	14	9	4	0	0	77	.368	1	3	0	1	2
2019	3.67	1-1	18	4	0	0/0	0	34.1	42	19	14	15	29	4	1	3	162	.296	2	1	0	1	3
2020	10.80	0-0	3	0	0	0/0	0	1.2	4	2	2	1	1	0	0	0	12	.500	0	2	0	0	1
TOTAL	4.46	2-1	37	7	0	0/2	1	68.2	92	47	34	34	50	11	1	6	338	.318	5	7	0	2	6

Powers, Reid

Year	avg	gp-gs	ab	r	h	2b	3b	hr	rbi	tb	slg%	bb	hbp	so	gdp	ob%	sf	sh	sb-att	po	a	e	fld%
2018	.067	13-4	15	1	1	1	0	0	0	2	.133	0	0	8	0	.067	0	0	0-0	45	1	1	.979
2019	.217	32-18	69	12	15	5	0	1	10	23	.333	9	0	17	0	.304	1	2	0-0	164	12	1	.994
2020	.372	13-13	43	9	16	0	1	2	10	24	.558	4	2	12	1	.449	0	0	1-3	94	9	1	.990
TOTAL	.252	58-35	127	22	32	6	1	3	20	49	.386	13	2	37	1	.329	1	2	1-3	303	22	3	.991

Sandle, Michael

Year	avg	gp-gs	ab	r	h	2b	3b	hr	rbi	tb	slg%	bb	hbp	so	gdp	ob%	sf	sh	sb-att	po	a	e	fld%
2018	.225	53-52	191	28	43	8	3	3	32	66	.346	20	4	43	6	.307	3	2	5-6	68	1	0	1.000
2019	.320	50-46	178	37	57	12	2	6	39	91	.511	17	9	27	2	.397	5	2	7-9	121	5	1	.992
2020	.292	14-14	48	4	14	2	0	0	8	16	.333	6	0	14	1	.364	1	0	6-6	32	0	0	1.000
TOTAL	.273	117-112	417	69	114	22	5	9	79	173	.415	43	13	84	9	.353	9	4	18-21	221	6	1	.996

Shell, Bennett

Year	avg	gp-gs	ab	r	h	2b	3b	hr	rbi	tb	slg%	bb	hbp	so	gdp	ob%	sf	sh	sb-att	po	a	e	fld%
2019	.239	41-35	138	25	33	3	0	2	19	42	.304	18	0	47	1	.325	1	5	3-4	68	1	2	.972
2020	.190	10-7	21	6	4	1	0	0	2	5	.238	2	0	7	0	.261	0	2	3-3	10	1	0	1.000
TOTAL	.233	51-42	159	31	37	4	0	2	21	47	.296	20	0	54	1	.317	1	7	6-7	78	2	2	.976



2019 South Alabama Baseball Individual Career History



Stokes, Hunter

Year	avg	gp-gs	ab	r	h	2b	3b	hr	rbi	tb	slg%	bb	hbp	so	gdp	ob%	sf	sh	sb-att	po	a	e	fld%
2017	.302	48-37	126	31	38	4	3	3	19	57	.452	28	0	45	2	.426	1	4	0-2	86	79	7	.959
2018	.222	53-46	167	29	37	7	0	3	29	53	.317	38	0	55	2	.366	0	1	0-2	85	90	7	.962
2019	.000	3-2	4	0	0	0	0	0	0	0	.000	1	0	2	0	.200	0	0	0-0	2	3	0	1.000
2020	.170	14-13	47	5	8	1	0	1	5	12	.255	6	0	16	2	.264	0	0	0-0	19	25	3	.936
TOTAL	.241	118-98	344	65	83	12	3	7	53	122	.355	73	0	118	6	.373	1	5	0-4	192	197	17	.958

Trussell, Tyler

Year	avg	gp-gs	ab	r	h	2b	3b	hr	rbi	tb	slg%	bb	hbp	so	gdp	ob%	sf	sh	sb-att	po	a	e	fld%
2019	.345	56-56	220	59	76	16	4	17	51	151	.686	36	8	45	2	.453	1	0	6-10	114	4	2	.983
2020	.288	14-14	52	10	15	4	0	1	7	22	.423	4	1	15	0	.351	0	1	5-5	23	0	0	1.000
TOTAL	.335	70-70	272	69	91	20	4	18	58	173	.636	40	9	60	2	.435	1	1	11-15	137	4	2	.986

Wilson, Ethan

Year	avg	gp-gs	ab	r	h	2b	3b	hr	rbi	tb	slg%	bb	hbp	so	gdp	ob%	sf	sh	sb-att	po	a	e	fld%
2019	.345	56-56	220	59	76	16	4	17	51	151	.686	36	8	45	2	.453	1	0	6-10	114	4	2	.983
2020	.288	14-14	52	10	15	4	0	1	7	22	.423	4	1	15	0	.351	0	1	5-5	23	0	0	1.000
TOTAL	.335	70-70	272	69	91	20	4	18	58	173	.636	40	9	60	2	.435	1	1	11-15	137	4	2	.986

Yarborough, Caleb

Year	avg	gp-gs	ab	r	h	2b	3b	hr	rbi	tb	slg%	bb	hbp	so	gdp	ob%	sf	sh	sb-att	po	a	e	fld%
2018	.000	0-0	0	0	0	0	0	0	0	0	.000	0	0	0	0	.000	0	0	0-0	0	2	0	1.000
2019	.000	0-0	0	0	0	0	0	0	0	0	.000	0	0	0	0	.000	0	0	0-0	0	4	1	.800
TOTAL	.000	0-0	0	0	0	0	0	0	0	0	.000	0	0	0	0	.000	0	0	0-0	0	6	1	.857

Year	era	w-l	app	gs	cq	sho	sv	ip	h	r	er	bb	so	2b	3b	hr	bf	bavg	wp	hbp	bk	sfa	sha
2018	2.53	1-1	3	2	0	0/0	0	10.2	10	6	3	7	6	2	0	0	48	.256	2	0	0	0	2
2019	5.52	3-6	13	12	0	0/0	0	45.2	47	42	28	18	29	8	1	1	211	.260	3	7	1	4	1
2020	7.94	0-2	3	1	0	0/0	0	5.2	7	5	5	3	7	1	0	0	30	.280	1	2	1	0	0
TOTAL	5.23	4-9	19	15	0	0/0	0	62.0	64	53	36	28	42	11	1	1	289	.261	6	9	2	4	3

2 CARTER QUINN | FR. | OUTFIELD

SEASON & CAREER HIGHS

Hits1 at Vanderbilt (2/18/20)
RBIs..... None
Runs..... None

6 SANTI MONTIEL | SO. | SHORTSTOP

SEASON HIGHS

Hits3 vs. Siena (2/23/20)
RBIs..... 2 vs. Campbell (2/15/20)
Runs.....2, three times, last vs. Gonzaga (3/1/20)

CAREER HIGHS

Hits 3, twice, last vs. Siena (2/23/20)
RBIs..... 3 vs. Troy (5/16/19)
Runs..... 3, five times, last vs. Troy (3/16/19)

8 NOAH FITZGERALD | JR. | INFIELD

SEASON & CAREER HIGHS

Hits None
RBIs..... None
Runs..... None

9 Dakota Dailey | Sr. | Infield

SEASON HIGHS

Hits 2 vs. Gonzaga (3/1/20)
RBIs..... 3 vs. Gonzaga (3/1/20)
Runs..... 3 vs. Campbell (2/15/20)

CAREER HIGHS

Hits3, five times, last vs. ULM (5/21/19)
RBIs..... 4 at Southern Miss (4/2/19)
Runs..... 3 vs. Campbell (2/15/20)

10 DRAKE NIGHTENGALE | SR. | RHP

SEASON HIGHS

Innings Pitched6.1 IP vs. Gonzaga (2/28/20)
Strikeouts 12 vs. UT-Martin (2/21/20)
Walks Allowed.....2, twice, last vs. Gonzaga (2/28/20)
Runs Allowed 6 vs. UT-Martin (2/21/20)

CAREER HIGHS

Innings Pitched 7.2 IP vs. Troy (5/16/19)
Strikeouts 14 vs. Southern Miss (4/16/19)
Walks Allowed 7 vs. Alabama (3/1/19)
Runs Allowed 6, twice, last vs. UT-Martin (2/21/20)

11 JOJO BOOKER | JR. | RHP

SEASON HIGHS

Innings Pitched5.0 IP, twice, last vs. Gonzaga (3/1/20)
Strikeouts10 vs. Siena (2/22/20)
Walks Allowed 2, twice, last vs. Gonzaga (3/1/20)
Runs Allowed 4 vs. Campbell (2/15/20)

CAREER HIGHS

Innings Pitched6.1 IP vs. Sacred Heart (3/8/19)
Strikeouts 10, twice, last vs. Siena (2/22/20)
Walks Allowed 6 at Clemson (2/16/19)
Runs Allowed..... 7 vs. Coastal Carolina (5/24/18)

13 RICHARD SORRENTI | R-JR. | CATCHER

SEASON & CAREER HIGHS

Hits None
RBIs..... None
Runs.....1 vs. Siena (2/22/20)

14 Brandon Auerbach | So. | Infield

SEASON HIGHS

Hits1 vs. Siena (2/23/20)
RBIs..... None
Runs..... None

CAREER HIGHS

Hits 2, twice, last at UT-Arlington (3/30/19)
RBIs..... 2, twice, last vs. Sacred Heart (3/9/19)
Runs.....2, six times, last at UT-Arlington (3/30/19)

16 KALEB DELATORRE | SR. | INFIELD

SEASON HIGHS

Hits 1, six times, last vs. Gonzaga (2/29/20)
RBIs..... 2, twice, last vs. New Orleans (2/25/20)
Runs..... 1, twice, last vs. Gonzaga (3/1/20)

CAREER HIGHS

Hits 3, six times, last vs. Troy (5/17/19)
RBIs..... 4 at Georgia Southern (4/27/19)
Runs.....3, three times, last vs. Texas State (3/15/19)

17 CALEB YARBOROUGH | R-SR. | LHP

SEASON HIGHS

Innings Pitched 3.0 IP at Vanderbilt (2/19/20)
Strikeouts 3 at Vanderbilt (2/19/20)
Walks Allowed2 at Vanderbilt (2/19/20)
Runs Allowed 2, twice, last vs. Gonzaga (2/29/20)

CAREER HIGHS

Innings Pitched6.0 IP vs. Texas State (3/17/19)
Strikeouts 5, twice, last vs. Coastal Carolina (4/7/19)
Walks Allowed 4 at UT-Arlington (3/31/19)
Runs Allowed 7, twice, last vs. Coastal Carolina (4/7/19)

18 Tyler Samaniego | Jr. | LHP

SEASON & CAREER HIGHS

Innings Pitched 1.2 IP vs. Indiana (2/22/20)
Strikeouts 2 vs. Gonzaga (3/1/20)
Walks Allowed..... 1, three times, last at No. 25 Alabama (3/3/20)
Runs Allowed 2, twice, last at No. 25 Alabama (3/4/20)

19 Andy Arguelles | Sr. | LHP

SEASON HIGHS

Innings Pitched5.0 IP vs. Siena (2/23/20)
Strikeouts6 vs. Siena (2/23/20)
Walks Allowed 1 vs. Campbell (2/15/20)
Runs Allowed None

CAREER HIGHS

Innings Pitched 6.1 IP at LSU (5/9/17)
Strikeouts 8 at LSU (5/9/17)
Walks Allowed 5 vs. Kansas State (2/16/18)
Runs Allowed7 at SE Louisiana (4/4/17)

20 Reid Powers | Jr. | Catcher

SEASON HIGHS

Hits 3, twice, last vs. Siena (2/22/20)
RBIs..... 3, twice, last vs. Siena (2/22/20)
Runs.....4 vs. Campbell (2/15/20)

CAREER HIGHS

Hits 3, twice, last vs. Siena (2/22/20)
RBIs..... 3, twice, last vs. Siena (2/22/20)
Runs.....4 vs. Campbell (2/15/20)

21 ROSS INDLECOFFER | JR. | INFIELD

SEASON & CAREER HIGHS

Hits1 vs. New Orleans (2/25/20)
RBIs..... None
Runs.....1 vs. New Orleans (2/25/20)

22 HUNTER STOKES | R-JR. | INFIELD

SEASON HIGHS

Hits 1, eight times, last vs. Gonzaga (3/1/20)
RBIs..... 2 vs. Campbell (2/15/20)
Runs..... 2 vs. Gonzaga (3/1/20)

CAREER HIGHS

Hits 3 at Appalachian State (5/3/17)
RBIs..... 3, five times, last vs. Georgia Southern (5/25/18)
Runs.....3, three times, last at Alabama State (4/10/18)

23 Steven Lacey | Jr. | RHP

SEASON & CAREER HIGHS

Innings Pitched 1.0 IP at Vanderbilt
Strikeouts 2 at Vanderbilt (2/19/20)
Walks Allowed.....1, three times, last vs. Gonzaga (3/1/20)
Runs Allowed None

24 ZACH HARLAN | R-So. | RHP

SEASON HIGHS

Innings Pitched ... 0.2 IP, twice, last vs. Gonzaga (2/29/20)
Strikeouts 1, twice, last vs. Gonzaga (2/29/20)
Walks Allowed None
Runs Allowed None

CAREER HIGHS

Innings Pitched1.2 IP vs. Little Rock (5/5/19)
Strikeouts 2, three times, last at Tulane (5/14/19)
Walks Allowed 2 at Tulane (5/14/19)
Runs Allowed3 at Tulane (5/14/19)

25 Michael Sandle | R-Jr. | Outfield

SEASON HIGHS

Hits2, four times, last vs. Gonzaga (2/28/20)
RBIs.....3 vs. Siena (2/23/20)
Runs.....1, four times, last vs. Siena (2/23/20)
Stolen Bases 2 vs. Campbell (2/15/20)

CAREER HIGHS

Hits5 vs. New Orleans (3/20/19)
RBIs.....7 vs. New Orleans (3/20/19)
Runs..... 3, four times, last at Georgia Southern (4/27/19)

26 Peyton Millirons | Jr. | RHP

SEASON & CAREER HIGHS

Innings Pitched1.1 IP at Vanderbilt (2/19/20)
Strikeouts 2, twice, last vs. Siena (2/23/20)
Walks Allowed.....1 vs. Siena (2/23/20)
Runs Allowed.....1 vs. Siena (2/23/20)

27 Andrew Bates | R-So. | Outfield

SEASON HIGHS

Hits 1, twice, last vs. Gonzaga (2/29/20)
RBIs..... None
Runs..... 1 vs. Gonzaga (2/29/20)

CAREER HIGHS

Hits 3 vs. Kansas State (2/16/18)
RBIs.....2, three times, last vs. UT-Arlington (5/11/18)
Runs..... 3 vs. UT-Arlington (5/11/18)

28 RYAN WESTERHOFF | JR. | RHP

Innings Pitched0.1 IP at No. 25 Alabama (3/3/20)
Strikeouts 1 at No. 25 Alabama (3/3/20)
Walks Allowed.....1 at No. 25 Alabama (3/3/20)
Runs Allowed 3 at No. 25 Alabama (3/3/20)

29 Alden Davis | Jr. | Infield

SEASON & CAREER HIGHS

Hits1, three times, last vs. Gonzaga (3/1/20)
RBIs..... 2 vs. Gonzaga (3/1/20)
Runs..... 1, twice, last vs. New Orleans (2/25/20)

30 MILES SMITH | JR. | RHP

SEASON & CAREER HIGHS

Innings Pitched 5.0 IP, twice, last vs. Gonzaga (2/28/20)
Strikeouts 8 vs. Indiana (2/22/20)
Walks Allowed.....3 vs. Campbell (2/15/20)
Runs Allowed..... 4, twice, last vs. Indiana (2/22/20)

31 PRESTON WELCHEL | FR. | OUTFIELD

SEASON & CAREER HIGHS

Hits 1, twice, last vs. Gonzaga (2/29/20)
RBIs..... None
Runs..... 1 vs. Gonzaga (2/29/20)

32 BENNETT SHELL | SO. | OUTFIELD

SEASON HIGHS

Hits2 vs. Siena (2/22/20)
RBIs..... 1, twice, last vs. Siena (2/22/20)
Runs.....2 vs. Siena (2/22/20)
Stolen Bases 1, three times, last vs. Siena (2/23/20)

CAREER HIGHS

Hits 4 vs. Tennessee Tech (2/24/19)
RBIs.....2, five times, last vs. Coastal Carolina (4/6/19)
Runs..... 3, three times, last vs. New Orleans (3/20/19)
Stolen Bases 1, six times, last vs. Siena (2/23/20)

33 TYLER PEREZ | SR. | RHP

SEASON HIGHS

Innings Pitched 1.0 IP vs. Campbell (2/15/20)
Strikeouts 1 vs. Campbell (2/15/20)
Walks Allowed1 at Vanderbilt (2/18/20)
Runs Allowed.....1, twice, last vs. Gonzaga (2/29/20)

CAREER HIGHS

Innings Pitched5.2 IP vs. Georgia State (4/19/19)
Strikeouts 6, twice, last vs. Georgia State (4/19/19)
Walks Allowed 3 vs. Coastal Carolina (4/6/19)
Runs Allowed.....4 vs. Little Rock (5/5/19)

34 Ethan Wilson | So. | Outfield

SEASON HIGHS

Hits 3, twice, last vs. Siena (2/23/20)
RBIs..... 5 vs. Campbell (2/15/20)
Runs.....3 vs. Siena (2/23/20)

CAREER HIGHS

Hits 3, nine times, last vs. Siena (2/23/20)
RBIs..... 5, twice, last vs. Campbell (2/15/20)
Runs..... 3, eight times, last vs. Siena (2/23/20)
Home Runs 2, twice, last at Appalachian State (5/11/19)

35 JASE DALTON | R-JR. | RHP

SEASON HIGHS

Innings Pitched4.0 IP vs. Siena (2/22/20)
Strikeouts6 vs. Siena (2/22/20)
Walks Allowed 2 vs. Gonzaga (2/28/20)
Runs Allowed..... 2 vs. Campbell (2/15/20)

CAREER HIGHS

Innings Pitched 4.2 IP vs. Auburn (3/12/19)
Strikeouts6 vs. Siena (2/22/20)
Walks Allowed3 vs. New Orleans (3/20/19)
Runs Allowed.....5 vs. New Orleans (3/20/19)

39 NOAH MICHAEL | R-JR. | RHP

SEASON HIGHS

Innings Pitched 3.0 IP vs. Campbell (2/15/20)
Strikeouts 2 vs. Indiana (2/22/20)
Walks Allowed 1 vs. Campbell (2/15/20)
Runs Allowed..... 4 vs. Campbell (2/15/20)

CAREER HIGHS

Innings Pitched.....5.1 IP vs. Georgia Southern (4/15/18)
Strikeouts ..4, three times, last vs. Georgia Southern (4/15/18)
Walks Allowed 4 vs. Coastal Carolina (5/26/18)
Runs Allowed..... 5, twice, last vs. Coastal Carolina (5/24/18)

40 TYLER TRUSSELL | R-JR. | RHP

SEASON HIGHS

Innings Pitched1.1 IP vs. Gonzaga (3/1/20)
Strikeouts1.1 IP vs. Gonzaga (3/1/20)
Walks Allowed None
Runs Allowed..... None

CAREER HIGHS

Innings Pitched..... 2.1 IP at Clemson (2/16/19)
Strikeouts 3 at Clemson (2/16/19)
Walks Allowed.....2, twice, last at UT-Arlington (3/31/19)
Runs Allowed..... 3 at UT-Arlington (3/31/19)

41 D.J. LAW | FR. | CATCHER

SEASON & CAREER HIGHS

Hits None
RBIs..... None
Runs..... None

44 MATT BOSWELL | JR. | RHP

SEASON & CAREER HIGHS

Innings Pitched9.0 IP vs. New Orleans (2/25/20)
Strikeouts5 vs. New Orleans (2/25/20)
Walks Allowed 2 at Vanderbilt (2/18/20)
Runs Allowed..... 7 at No. 25 Alabama (3/3/20)

45 Tyler Lehrmann | Jr. | LHP

SEASON & CAREER HIGHS

Innings Pitched 4.0 IP vs. Campbell (2/14/20)
Strikeouts 8 vs. Campbell (2/14/20)
Walks Allowed 3 vs. Campbell (2/14/20)
Runs Allowed..... 3 at Vanderbilt (2/19/20)

46 Collier Baggett | Jr. | RHP

SEASON & CAREER HIGHS

Innings Pitched 2.1 IP vs. Campbell (2/15/20)
Strikeouts 1 at Vanderbilt (2/18/20)
Walks Allowed1, three times, last vs. Gonzaga (2/29/20)
Runs Allowed..... 3 vs. Gonzaga (2/29/20)

49 Nate Madej | Jr. | LHP


SEASON & CAREER HIGHS

Innings Pitched0.1 IP vs. Gonzaga (2/29/20)
Strikeouts None
Walks Allowed 2 vs. Campbell (2/15/20)
Runs Allowed..... 2 vs. Gonzaga (2/29/20)



Carter Quinn

OF • Fr.-HS
L/R • 6-0 • 180 **2**
Lake Charles, La.
Barbe HS



Santi Montiel

IF • So.-1L
R/R • 5-11 • 180 **6**
Alpharetta, Ga.
Alpharetta HS



Noah Fitzgerald

IF • Jr.-JC
R/R • 6-0 • 190 **8**
Canton, Ga.
Chattanooga State (Tenn.) CC




Dakota Dailey

IF • Sr.-1L
R/R • 6-0 • 185 **9**
Burnsville, Miss.
Northwest Mississippi CC



Drake Nightengale

RHP • Sr.-1L
R/R • 6-0 • 195 **10**
Hattiesburg, Miss.
Pearl River (Miss.) CC



JoJo Booker

RHP • Jr.-2L
R/R • 6-3 • 215 **11**
Brewton, Ala.
T.R. Miller HS



Richard Sorrenti

C • Jr.-RS
R/R • 6-0 • 195 **13**
Tallahassee, Fla.
Pensacola State (Fla.) CC




Brandon Auerbach

IF • So.-1L
R/R • 5-8 • 160 **14**
Parkland, Fla.
Marjory Stoneman Douglas HS




Kaleb DeLaTorre

RHP • Sr.-1L
L/R • 6-0 • 205 **16**
Fort Scott, Kan.
Neosho County (Kan.) CC




Caleb Yarborough

LHP • R-Sr.-1L
L/L • 5-10 • 175 **17**
Brookhaven, Miss.
Meridian (Miss.) CC



Tyler Samaniego

LHP • Jr.-JC
L/L • 6-2 • 215 **18**
Huntsville, Ala..
Northeast (Miss.) CC



Andy Arguelles

LHP • Sr.-2L
L/L • 5-11 • 180 **19**
Miami, Fla.
Christopher Columbus HS




Reid Powers

C • Jr.-2L
R/R • 6-2 • 205 **20**
Madison, Ala.
Sparkman HS




Ross Indlecoffer

IF • Jr.-JC
R/R • 6-2 • 220 **21**
Vadnais Heights, Minn.
Iowa Western CC




Hunter Stokes

IF • R-Jr.-2L
L/R • 6-0 • 180 **22**
Spanish Fort, Ala.
Spanish Fort HS



Steven Lacey

RHP • Jr.-JC
R/R • 6-3 • 215 **23**
Madison, Miss.
Holmes (Miss.) CC



Zach Harlan

RHP • R-So.-1L
R/R • 5-10 • 180 **24**
Daphne, Ala.
Daphne HS




Michael Sandle

OF • R-Jr.-2L
R/R • 5-11 • 200 **25**
Navarre, Fla.
Navarre HS



Peyton Millirons

RHP • Jr.-JC
R/R • 5-9 • 210 **26**
Panama City, Fla.
Wallace-Dothan (Ala.) CC



Andrew Bates


OF • R-So.-1L
L/R • 6-1 • 200 **27**
Pace, Fla.
Pace HS



Ryan Westerhoff
RHP • Jr.-JC **28**
R/R • 6-2 • 200
Edmond, Okla.
Cowley (Kan.) JC



Alden Davis
IF • Jr.-JC **29**
R/R • 6-0 • 210
Pascagoula, Miss.
Mississippi Gulf Coast CC



Miles Smith
RHP • Jr.-JC **30**
R/R • 5-11 • 210
Laurel, Miss.
Pearl River (Miss.) CC




Preston Welchel
OF • Fr.-HS **31**
L/L • 5-11 • 185
Cartersville, Ga.
Cartersville HS



Bennett Shell
OF • So.-1L **32**
L/R • 5-9 • 175
Pace, Fla.
Pace HS




Tyler Perez
RHP • Sr.-3L **33**
R/R • 6-2 • 160
Miami, Fla.
Mater Academy Charter HS



Ethan Wilson
OF • So.-1L **34**
L/L • 6-2 • 210
Andalusia, Ala.
Andalusia HS




Jase Dalton
RHP • R-Jr.-1L **35**
R/R • 6-2 • 240
Byram, Miss.
Hinds (Miss.) CC



Noah Michael
RHP • R-Jr.-2L **39**
R/R • 5-11 • 190
Mobile, Ala.
St. Paul's Episcopal School



Tyler Trussell
RHP • R-Jr.-1L **40**
R/R • 6-0 • 200
Clinton, Miss.
Hinds (Miss.) CC



D.J. Law
C • Fr.-HS **41**
L/R • 5-10 • 210
Slocumb, Ala.
Rehobeth HS



Lane Powell
C • Jr.-JC **42**
R/R • 5-10 • 220
Excel, Ala.
Coastal Alabama-North CC




Matt Boswell
RHP • Jr.-JC **44**
R/R • 6-2 • 200
Destin, Fla.
Northwest Florida State CC



Tyler Lehrmann
LHP • Jr.-JC **45**
L/L • 6-0 • 195
Tallahassee, Fla.
Tallahassee (Fla.) CC



Collier Baggett
RHP • Jr.-JC **46**
R/R • 6-4 • 205
Whigham, Ga.
Tallahassee (Fla.) CC



Nate Madej
LHP • R-Jr.-JC **49**
L/L • 6-1 • 215
Lemont, Ill.
Florida Southwestern State