



ARKANSAS BASEBALL

ArkansasRazorbacks.com ||| @RazorbackBSB ||| Communications Contact: Oliver Grigg (ogrigg@uark.edu)

2021 SCHEDULE & RESULTS

FEBRUARY

20	vs. #3 Texas Tech!	FloBaseball	W, 13-9
21	vs. #9 Texas!	FloBaseball	W, 4-0
22	vs. #10 TCU!	FloBaseball	W, 4-1
25	SE MISSOURI STATE	SECN+	W, 6-5 (10)
26	SE MISSOURI STATE	SECN+	W, 7-3
27	SE MISSOURI STATE	SECN+	11 a.m.
28	SE MISSOURI STATE	SECN+	1 p.m.

MARCH

5	MURRAY STATE	SECN+	3 p.m.
6	MURRAY STATE	SECN+	2 p.m.
7	MURRAY STATE	SECN+	1 p.m.
12	at Louisiana Tech		6 p.m.
13	at Louisiana Tech		2 p.m.
14	at Louisiana Tech		1 p.m.
16	OKLAHOMA	SECN	5 p.m.
19	ALABAMA*	SECN+	6:30 p.m.
20	ALABAMA*	SECN+	6:30 p.m.
21	ALABAMA*	SECN	2 p.m.
23	MEMPHIS	SECN+	6:30 p.m.
24	MEMPHIS	SECN+	3 p.m.
26	at Mississippi State	SECN+	6:30 p.m.
27	at Mississippi State	SECN+	2 p.m.
28	at Mississippi State	SECN	2 p.m.
30	UCA	SECN+	6:30 p.m.

APRIL

1	AUBURN*	SECN+	6:30 p.m.
2	AUBURN*	SECN+	6:30 p.m.
3	AUBURN*	SECN+	2 p.m.
6	LITTLE ROCK	SECN+	6:30 p.m.
7	LITTLE ROCK	SECN+	4 p.m.
9	at Ole Miss*	SECN	6 p.m.
10	at Ole Miss*	SECN+	4 p.m.
11	at Ole Miss*	SECN+	1:30 p.m.
13	UAPB	SECN+	6:30 p.m.
14	UAPB	SECN+	4 p.m.
16	TEXAS A&M*	SECN+	6:30 p.m.
17	TEXAS A&M*	SECN+	6:30 p.m.
18	TEXAS A&M*	SECN+	2 p.m.
20	GRAMBLING STATE	SECN+	6:30 p.m.
22	at South Carolina*	SECN	6 p.m.
23	at South Carolina*	SECN+	6 p.m.
24	at South Carolina*	SECN+	TBA
27	MISSOURI STATE	SECN+	6:30 p.m.
30	at LSU	SECN	6 p.m.

MAY

1	at LSU*	SECN+	6:30 p.m.
2	at LSU*	SECN+	2 p.m.
7	GEORGIA*	SECN+	6:30 p.m.
8	GEORGIA*	SECN	6 p.m.
9	GEORGIA*	SECN+	2 p.m.
11	AKANSAS STATE	SECN+	6:30 p.m.
14	at Tennessee*	SECN+	5:30 p.m.
15	at Tennessee*	SECN	11 a.m.
16	at Tennessee*	SECN+	12 p.m.
20	FLORIDA*	SECN	6 p.m.
21	FLORIDA*	SECN+	6:30 p.m.
22	FLORIDA	SECN+	2 p.m.

All times Central; Home game in BOLD

! - Globe Life Field (Arlington, Texas) * - SEC Game

GAME 6 ||| SE MISSOURI STATE at #2 ARKANSAS ||| FEB. 27

BAUM-WALKER STADIUM (FAYETTEVILLE, ARK.) ||| TV: SEC NETWORK+



2-3
0-0 OVC



5-0
0-0 SEC

SE MISSOURI STATE REDHAWKS

In the Polls.....NR (D1) | NR (BA) | NR (Coaches)
.....NR (PG) | NR (NCBWA) | NR (CBN)
Head Coach.....Andy Sawyers
Career Record.....90-99 (5th season)
Record at SEMO.....90-99 (5th season)

ARKANSAS RAZORBACKS

In the Polls.....2 (D1) | 6 (BA) | 8 (Coaches)
.....5 (PG) | 3 (NCBWA) | 5 (CBN)
Head Coach.....Dave Van Horn
Career Record.....1,285-629 (33rd season)
Record at Arkansas.....705-389 (19th Season)

ON THE BUMP

SEMO RHP Ryan Vogt (0-0, 6.00 ERA)

vs.

Arkansas RHP Peyton Palette (0-0, 0.00 ERA)

THE INFO

FIVE WINS AND COUNTING

Arkansas is 5-0 for the third consecutive season.

The second-ranked Razorbacks continued their undefeated start, picking up a 7-3 win against visiting Ohio Valley Conference foe Southeast Missouri State on Friday evening at Baum-Walker Stadium. The Hog offense was powered by the long ball as second baseman Robert Moore, right fielder Cayden Wallace, catcher Charlie Welch and center fielder Christian Franklin each went yard to lift Arkansas to its fifth win of the season.

First pitch in the penultimate game of the series between Arkansas and SEMO is set for 11 a.m. Saturday, Feb. 27. Originally scheduled for 3 p.m., the contest was moved up due to forecasted rain as well as to minimize conflicts for fans attending both the Arkansas baseball and men's basketball games.

A win in today's ballgame would move the Razorbacks' season win total to six, marking the ninth 6-0 start in the Dave Van Horn era (19 seasons). The Hogs most recently did so last season, beginning the year with a 7-0 record after back-to-back sweeps of Eastern Illinois and Gonzaga.

GAME SIX: SOUTHEAST MISSOURI STATE

Hog right-hander Peyton Palette toes the rubber on Saturday morning. The Benton, Ark., native came out strong in his season debut against No. 9 Texas at the State Farm College Baseball Showdown at Globe Life Field in Arlington, Texas, striking out eight while allowing no runs in 4.1 one-hit innings of work.

Palette will go up against SEMO right-hander Ryan Vogt. The Redhawk pitcher went three innings in his first start of the year against South Alabama, allowing two runs on three hits and three walks to go along with two strikeouts.

Arkansas and SEMO clash for the 14th time in history on Saturday morning. All 13 previous games have also been played in Fayetteville, Ark. The Razorbacks hold an 8-5 all-time series lead over the Redhawks, including the back-to-back wins to begin this current four-game set. Arkansas also won the first ever meeting between the two programs in 1995, 10-6.

TO BE FRANK, YOU'LL HEAR THIS NAME A LOT

If Christian Franklin isn't already a household name, he will be soon.

The Razorback outfielder enters the 2021 campaign as one of the top college baseball players in the country after slashing .381/.467/.619 with three home runs, 11 RBI and a team-best 21 runs scored in 16 games during the pandemic-shortened season. He started every game in center field after manning left field as a Razorback rookie in 2019 when he hit .274 with six home runs and 34 RBI to earn SEC All-Freshman honors.

The Overland Park, Kan., native garnered preseason first-team All-America accolades from four out of the five major college baseball publications this spring, including Baseball America, D1Baseball, NCBWA and Perfect Game. One of Arkansas' four team captains for the 2021 season, Franklin also checked in as the second-best outfielder in D1Baseball's preseason position power rankings.

He rounded out his gathering of preseason accolades with a spot on the USA Baseball Golden Spikes Award Watch List. The award, which is given to the top amateur baseball player in the country, was previously won by former Razorback outfielder Andrew Benintendi in 2015.

DIAPER DANDY NO MOORE

Arkansas second baseman Robert Moore burst onto the scene as a freshman. Now, in year two, he's ready for more.

Moore, the son of Kansas City Royals general manager Dayton Moore, started all 16 games in his debut as a Hog one year ago. The then-17-year-old freshman slashed .317/.403/.444 with two homers and 17 RBI before the season was cut short due to the pandemic. His 20 hits on the year ranked second among freshmen in the SEC, and his batting average and RBI total were third most among the league's first-year newcomers.

The slick-handed middle infielder earned SEC Player of the Week and Perfect Game National Player of the Week honors last season, becoming the first freshman in program history to do so. The Leawood, Kan., native now heads into the 2021 campaign as a preseason third-team All-American by D1Baseball and preseason All-SEC First Team honoree.



Sophomore second baseman **Robert Moore** burst onto the scene in 2020, slashing .317/.403/.444 with two homers and 17 RBI before the season was cut short.

Moore, also rated the third-best second baseman in D1Baseball's preseason position power rankings, topped off his hype-filled preseason with a spot alongside teammate Christian Franklin on the USA Baseball Golden Spikes Award Watch List. The award, which is given to the top amateur baseball player in the country, was previously won by former Razorback outfielder Andrew Benintendi in 2015.

FABULOUS FOUR

For the third consecutive year, Arkansas has an SEC-best four preseason first-team honorees.

Casey Opitz (catcher), Robert Moore (second base), Christian Franklin (outfield) and Matt Goodheart (designated hitter/utility) landed on the 2021 Coaches Preseason All-SEC First Team, which was released along with the annual preseason coaches' poll on Thursday, Feb. 11.

The Razorback foursome is the most of any program in the conference - a feat Arkansas also achieved ahead of the 2019 and 2020 campaigns. No other school has more than two first-team honorees on this year's preseason All-SEC squads.

Opitz, the team's primary catcher, slashed .302/.361/.509 with six doubles, one home run and 11 RBI in 16 games during the pandemic-shortened season. He started 14 games behind the dish for the Hogs, throwing out six-of-10 base stealers on the year.

The Centennial, Colo., native, who entered the 2020 campaign as a Baseball America Third Team Preseason All-American, was a preseason All-SEC First Team honoree at catcher one year ago as well. Opitz is rated as the No. 6 catcher in D1Baseball's preseason position power rankings headed into the 2021 season.

Goodheart picked up preseason All-SEC First Team honors at designated hitter/utility for the second consecutive year. The Magnolia, Ark., native slashed .302/.400/.492 in 16 games for the Hogs during the pandemic-shortened season, totaling three homers and 18 RBI over 63 at-bats.

The Razorbacks' three-hole hitter tallied six multi-hit games and five multi-RBI performances in 2020, driving in a season-high three runs on



Junior outfielder **Christian Franklin**, a consensus preseason All-American and one of the four Razorback team captains, was named to the watch list for the USA Baseball Golden Spikes Award, which is given to the top amateur baseball player in the country.

three occasions. Goodheart finished tied for the team high in free passes (11), which included a team-leading 10 walks and one HBP.

GOLDEN BOLDEN

Caleb Bolden's strong outing at the State Farm College Baseball Showdown during the opening weekend of the 2021 season earned him the conference's top weekly honor.

The right-hander was named the SEC Co-Pitcher of the Week, putting an exclamation point on his impressive performance in the Razorbacks' 4-0 shutout win against No. 9 Texas. His effort out of the bullpen helped Arkansas secure their second victory of the young season as well as their second consecutive win against a top-10 opponent.

Bolden struck out seven batters in 4.0 no-hit innings, silencing the nationally ranked Longhorns en route to the Razorbacks' shutout win. The Texarkana, Texas, native entered the ballgame in the fifth and tossed the final four frames, picking up the first save of his college career.

DON'T SLEEP ON THE HOGS

Arkansas was predicted to finish third in the SEC Western Division, collecting two first-place votes from the league's head coaches. Ole Miss (seven votes) and Mississippi State (three votes) were selected to finish first and second, respectively, in the division.

O CAPTAIN! MY CAPTAIN!

Arkansas' four team captains for the 2021 season are catcher Casey Opitz, outfielder Christian Franklin, right-handed pitcher Kevin Kopps and right-handed pitcher Zebulon Vermillion.




Redshirt junior pitcher **Caleb Bolden** was named the SEC Co-Pitcher of the Week after striking out seven in 4.0 hitless innings of work in the shutout win against #9 Texas.



Senior catcher **Casey Opitz**, a preseason first-team All-SEC honoree and one of the four Razorback team captains, entered the 2021 campaign rated as the sixth-best catcher in the country by D1Baseball in the publication's position power rankings.



||| HEAD COACH DAVE VAN HORN



PERSONAL

Born: Sept. 17, 1960
 Hometown: Kansas City, Mo.
 Alma Mater: Arkansas (1988)
 Masters of Science: East Texas State Univ. (1992)
 Wife: Karen
 Children: Hollan, Mariel
 Named Head Coach at Arkansas: June 21, 2002

PLAYING HISTORY

1982-1984 Atlanta Braves Organization
 1982 MLB Draft: 10th Rd (Braves)
 1982 Arkansas
 1980-1981 McLennan (Texas) CC

COACHING HONORS

2004 SEC Coach of the Year
 2001 Baseball America National Coach of the Year
 2001 BIG 12 Coach of the Year
 2001 ABCA Midwest Region Coach of the Year
 2000 ABCA Midwest Region Coach of the Year
 1997 Southland Coach of the Year
 1995 Southland Coach of the Year
 1994 NCAA Division II Coach of the Year
 1994 ABCA Central Region Coach of the Year

HALL OF FAME

2019 Inducted into Arkansas Sports Hall of Fame
 2013 Inducted into Winnetonka HS HOF
 2012 Inducted into Ban Johnson League HOF
 2001 Inducted into Central Missouri State HOF

After 18 years as head coach of the Razorback baseball program, Dave Van Horn has continued to elevate Arkansas into one of the nation's premier teams year in and year out. Over his 18 seasons as head Hog, Van Horn has led Arkansas to six College World Series appearances, 16 NCAA Tournament berths, one Southeastern Conference overall title, five SEC Western Division championships and a total of 700 wins.

Ever since returning to his alma mater in 2003 to take over for retiring SEC legend Norm DeBriyn, Van Horn has continued to successfully field nationally competitive teams, while also grooming numerous All-Americans, all-conference and future major league players.

Under his guidance, 30 Razorbacks have been named All-Americans, 42 as All-SEC players, and 111 have been picked in the MLB Draft. Those draft picks are the third-most among all active head coaches in the SEC.

Van Horn is the second-winningest coach in Arkansas history with 700 wins entering the 2020 season. In 2018, Van Horn became only the second active head coach in the SEC with 600 or more wins at their current school. He won his 700th game as the Hogs' skipper in what turned out to be the team's final game of the 2020 season against Grand Canyon.

Including his years at Nebraska, Northwestern State and Central Missouri State, Van Horn has racked up 1,060 wins at four-year institutions, which is 15th-most among all active coaches. He is also one of 10 active coaches with 1,000 or more wins at four-year schools.

DVH AGAINST 2021 OPPONENTS				
	W/L	Home	Away	Neutral
Alabama	34-25	17-7	15-15	2-3
Arkansas-Pine Bluff	1-0	1-0	--	--
Arkansas State	--	--	--	--
Auburn	31-23	15-9	16-14	1-0
Central Arkansas	--	--	--	--
Florida	25-21	10-5	9-12	6-4
Georgia	21-17	12-6	9-8	0-3
Grambling State	7-0	6-0	--	1-0
Illinois State	2-1	2-1	--	--
Little Rock	0-1	0-1	--	--
LSU	22-41	13-7	8-16	1-8
Louisiana Tech	17-5	8-2	5-3	4-0
Memphis	9-1	2-0	5-0	2-1
Mississippi State	31-27	19-11	10-14	2-2
Missouri State	20-9	11-7	9-2	--
Murray State	--	--	--	--
Oklahoma	3-3	1-0	2-2	0-1
Ole Miss	31-41	16-20	9-15	6-6
South Carolina	26-20	12-9	10-8	4-3
SE Missouri State	4-2	4-2	--	--
Tennessee	26-15	13-6	10-7	2-1
Texas	9-6	2-0	3-4	4-2
TCU	3-0	2-0	--	1-0
Texas Tech	5-1	1-0	--	4-1
Texas A&M	16-13	8-4	7-9	1-0

VAN HORN'S CAREER NUMBERS

Year	School	Record	Pct.	Conf.	Place	Tourn.	NCAA
1989	Texarkana CC	39-18	.684	NA	NA	NA	--
1990	Texarkana CC	44-14	.759	NA	NA	NA	--
1991	Texarkana CC	45-12	.789	NA	NA	NA	--
1992	Texarkana CC	48-10	.827	NA	1st	NA	--
1993	Texarkana CC	38-18	.678	NA	NA	NA	--
	Totals	214-72	.748	--	--	--	--
1994	Central Missouri State	51-11	.823	15-1	1st (Div.)	1st (4-1)	NCAA DII Champs
	Totals	51-11	.823	15-1	--	1 (4-1)	--
1995	Northwestern State	37-15	.711	19-5	1st	DNP (0-2)	--
1996	Northwestern State	34-27	.557	14-16	2nd (Div.)	2nd (3-2)	--
1997	Northwestern State	35-23	.603	19-9	1st	DNP (0-2)	--
	Totals	106-65	.620	52-30	--	3 (3-6)	--
1998	Nebraska	24-20	.545	10-13	7th	DNQ	DNQ
1999	Nebraska	42-18	.700	16-9	5th	1st (4-0)	NCAA (1-2)
2000	Nebraska	51-17	.750	21-9	2nd	1st (5-1)	NCAA (4-2)
2001	Nebraska	50-16	.758	20-8	1st	1st (4-0)	CWS (5-2)
2002	Nebraska	47-21	.691	16-11	2nd	2nd (3-1)	CWS (5-3)
	Totals	214-92	.699	67-39	--	4 (16-2)	4 (15-9)
2003	Arkansas	35-22	.612	14-16	6th West	T-7th (0-2)	NCAA (1-2)
2004	Arkansas	45-24	.652	19-11	T-1st Overall	4th (2-2)	CWS (6-3)
2005	Arkansas	39-22	.636	13-17	T-5th West	T-7th (0-2)	NCAA (2-2)
2006	Arkansas	39-21	.650	18-12	2nd West	T-7th (0-2)	NCAA (1-2)
2007	Arkansas	43-21	.672	18-12	1st West	2nd (3-1)	NCAA (2-2)
2008	Arkansas	34-24	.586	14-15	4th West	DNQ	NCAA (0-2)
2009	Arkansas	41-24	.631	14-15	4th West	4th (2-2)	CWS (7-2)
2010	Arkansas	43-21	.672	18-12	2nd West	T-7th (0-2)	NCAA (3-3)
2011	Arkansas	40-22	.645	15-15	1st West	T-3rd (2-2)	NCAA (2-2)
2012	Arkansas	46-22	.676	16-14	T-2nd West	T-9th (0-2)	CWS (7-3)
2013	Arkansas	39-22	.639	18-11	2nd West	T-3rd (2-1)	NCAA (2-2)
2014	Arkansas	40-25	.615	16-14	4th West	T-3rd (3-2)	NCAA (2-2)
2015	Arkansas	40-25	.615	17-12	3rd West	T-5th (2-2)	CWS (5-3)
2016	Arkansas	26-29	.473	7-23	7th West	DNQ	DNQ
2017	Arkansas	45-19	.703	18-11	2nd West	2nd (3-2)	NCAA (3-2)
2018	Arkansas	48-21	.696	18-12	T-1st West	T-3rd (2-1)	CWS Runner-Up (9-3)
2019	Arkansas	46-20	.697	20-10	T-1st West	T-5th (1-2)	NCAA (5-3)
2020	Arkansas	11-5	.688	--	--	--	--
2021	Arkansas	5-0	1.000	--	--	--	--
	Totals	705-389	.644	273-232	--	15 (22-27)	16 (57-39)
CAREER TOTALS		1,285-629	.671	407-302	--	45-36 (.556)	72-47 (.600)

D1Baseball

Week 2

- 1 Ole Miss
- 2 Arkansas**
- 3 Vanderbilt
- 4 Louisville
- 5 Mississippi State
- 6 Miami
- 7 Florida
- 8 UCLA
- 9 UC Santa Barbara
- 10 Texas Tech
- 11 LSU
- 12 Virginia
- 13 NC State
- 14 TCU
- 15 Georgia Tech
- 16 Wake Forest
- 17 South Carolina
- 18 Tennessee
- 19 Texas
- 20 Oklahoma State
- 21 Auburn
- 22 East Carolina
- 23 West Virginia
- 24 Florida State
- 25 Duke

Baseball America

Week 2

- 1 Ole Miss
- 2 Virginia
- 3 Miami
- 4 Vanderbilt
- 5 Louisville
- 6 Arkansas**
- 7 Florida
- 8 Mississippi State
- 9 Florida State
- 10 TCU
- 11 Duke
- 12 Texas Tech
- 13 LSU
- 14 UCLA
- 15 NC State
- 16 South Carolina
- 17 Tennessee
- 18 Texas
- 19 UC Santa Barbara
- 20 Michigan
- 21 Georgia Tech
- 22 Alabama
- 23 Arizona
- 24 East Carolina
- 25 Oklahoma

USA Today Coaches Poll

Preseason

- 1 Florida
- 2 UCLA
- 3 Vanderbilt
- 4 Texas Tech
- 5 Mississippi
- 6 Louisville
- 7 Mississippi State
- 8 Arkansas**
- 9 LSU
- 10 Texas
- 11 TCU
- 12 NC State
- 13 UC Santa Barbara
- 14 Virginia
- 15 Miami
- 16 Tennessee
- 17 Georgia Tech
- 18 Oklahoma State
- 19 Arizona
- 20 South Carolina
- 21 Florida State
- 22 West Virginia
- 23 East Carolina
- 24 Georgia
- 25 Wake Forest

Perfect Game

Week 2

- 1 Ole Miss
- 2 Louisville
- 3 Miami
- 4 Florida
- 5 Arkansas**
- 6 Vanderbilt
- 7 Virginia
- 8 Mississippi State
- 9 Texas Tech
- 10 LSU
- 11 UC Santa Barbara
- 12 East Carolina
- 13 UCLA
- 14 Indiana
- 15 NC State
- 16 Arizona State
- 17 Auburn
- 18 Michigan
- 19 Arizona
- 20 Georgia Tech
- 21 Duke
- 22 Florida State
- 23 Ohio State
- 24 Georgia
- 25 TCU

Collegiate Baseball

Week 2

- 1 Miami
- 2 Vanderbilt
- 3 Florida
- 4 Ole Miss
- 5 Arkansas**
- 6 Louisville
- 7 Georgia
- 8 UC Santa Barbara
- 9 UCLA
- 10 Texas Tech
- 11 LSU
- 12 Mississippi State
- 13 NC State
- 14 Virginia
- 15 Arizona State
- 16 East Carolina
- 17 Oklahoma State
- 18 Michigan
- 19 TCU
- 20 South Carolina
- 21 Dallas Baptist
- 22 Clemson
- 23 Alabama
- 24 Arizona
- 25 Florida State
- 26 Auburn
- 27 Tennessee
- 28 Duke
- 29 San Francisco
- 30 Ball State

NCBWA

Week 2

- 1 Ole Miss
- 2 Vanderbilt
- 3 Arkansas**
- 4 Louisville
- 5 Miami
- 6 Mississippi State
- 7 Florida
- 8 NC State
- 9 UCLA
- 10 LSU
- 11 UC Santa Barbara
- 12 Virginia
- 13 Texas Tech
- 14 TCU
- 15 Tennessee
- 16 South Carolina
- 17 Georgia Tech
- 18 East Carolina
- 19 Florida State
- 20 Oklahoma State
- 21 Texas
- 22 Auburn
- 23 Georgia
- 24 Wake Forest
- 25 Duke
- 26 Alabama
- 27 West Virginia
- 28 Dallas Baptist
- 29 Arizona
- 30 Clemson

Arkansas Week-By-Week in the Polls

	D1	BA	COACHES	PG	CB	NCBWA
Preseason	8	14	8	20	22	8
Week 2	2	6	--	5	5	3
Week 3	--	--	--	--	--	--
Week 4	--	--	--	--	--	--
Week 5	--	--	--	--	--	--
Week 6	--	--	--	--	--	--
Week 7	--	--	--	--	--	--
Week 8	--	--	--	--	--	--
Week 9	--	--	--	--	--	--
Week 10	--	--	--	--	--	--
Week 11	--	--	--	--	--	--
Week 12	--	--	--	--	--	--
Week 13	--	--	--	--	--	--
Week 14	--	--	--	--	--	--
Week 15	--	--	--	--	--	--
Week 16	--	--	--	--	--	--
Final	--	--	--	--	--	--

D1 - D1Baseball.com

BA - Baseball America


COACHES - USA Today Coaches Poll

PG - Perfect Game


CB - Collegiate Baseball Newspaper

NCBWA - National Collegiate Baseball Writers Association

A THE ARKANSAS RAZORBACKS




ROBERT MOORE
So. • 5-9 • 170 • S/R
INF • Leawood, Kan.




ZACK GREGORY
R-So. • 5-10 • 185 • L/R
INF • Keller, Texas




JALEN BATTLES
Jr. • 6-2 • 205 • R/R
INF • San Antonio, Texas




JACOB NESBIT
R-Jr. • 6-0 • 180 • R/R
INF • Coppell, Texas




CAYDEN WALLACE
Fr. • 6-0 • 205 • R/R
INF/OF • Greenbrier, Ark.



BRAYDON WEBB
R-Sr. • 6-0 • 200 • R/R
OF • McKinney, Texas




MATT GOODHEART
Sr. • 6-1 • 185 • L/R
INF • Magnolia, Ark.




CASON TOLLETT
So. • 6-1 • 210 • R/R
C/1B • Little Rock, Ark.




CASEY OPITZ
Sr. • 5-11 • 200 • S/R
C • Centennial, Colo.




CONNOR NOLAND
Jr. • 6-2 • 220 • R/R
RHP • Greenwood, Ark.




CULLEN SMITH
R-Sr. • 6-0 • 185 • L/R
INF • Nashville, Tenn.




DYLAN LEACH
Fr. • 5-11 • 195 • S/R
C • Carthage, Texas




ZAC WHITE
Fr. • 6-0 • 180 • R/R
INF/OF • Little Rock, Ark.




BRADY SLAVENS
Jr. • 6-3 • 195 • L/R
INF • Olathe, Kan.



LAEL LOCKHART
G-Sr. • 6-3 • 220 • S/L
LHP • Friendswood, Texas




CHARLIE WELCH
Jr. • 6-0 • 205 • R/R
C • St. Petersburg, Fla.




ELIJAH TREST
Jr. • 6-3 • 220 • L/R
RHP • White Oak, Texas




JACOB BURTON
Jr. • 6-0 • 185 • R/R
RHP • Diana, Texas



JAXON WIGGINS
Fr. • 6-6 • 220 • R/R
RHP • Roland, Okla.




CHRISTIAN FRANKLIN
Jr. • 5-11 • 195 • R/R
OF • Overland Park, Kan.




ETHAN BATES
Fr. • 5-11 • 175 • R/R
INF • Hot Springs, Ark.



BLAKE ADAMS
So. • 6-2 • 215 • R/R
RHP • Springdale, Ark.




KOLE RAMAGE
Sr. • 6-1 • 205 • R/R
RHP • Southlake, Texas




NATE WOHLGEMUTH
Fr. • 5-11 • 210 • R/R
RHP • Owasso, Okla.



CALEB BOLDEN
R-Jr. • 6-2 • 190 • R/R
RHP • Texarkana, Texas



ZACK MORRIS
So. • 6-3 • 220 • L/L
LHP • Cabot, Ark.




PATRICK WICKLANDER
Jr. • 6-1 • 205 • R/L
LHP • San Jose, Calif.




NICK GRIFFIN
Fr. • 6-4 • 185 • R/R
LHP • Monticello, Ark.




RYAN COSTEIU
Jr. • 6-0 • 200 • R/R
RHP • Clayton, Calif.



PEYTON PALLETTE
So. • 6-1 • 175 • R/R
RHP • Benton, Ark.




CADEN MONKE
Jr. • 6-3 • 170 • L/L
LHP • Mt. Olive, Ill.



MARK ADAMIAK
So. • 6-4 • 225 • R/R
RHP • Shawnee, Kan.



EVAN TAYLOR
Jr. • 6-4 • 255 • L/L
LHP • Florence, Ala.




COREY SPAIN
R-Fr. • 5-11 • 215 • L/L
LHP • Monett, Mo.




WILL MCENTIRE
So. • 6-4 • 235 • L/R
RHP • Bryant, Ark.




MILLER PLEIMANN
R-So. • 6-4 • 200 • R/R
RHP • Fayetteville, Ark.




KEVIN KOPPS
R-Sr. • 6-0 • 200 • R/R
RHP • Sugar Land, Texas



TYLER CACCIATORI
Fr. • 6-6 • 235 • R/R
RHP • Sheridan, Ark.



HESTON TOLE
Fr. • 6-6 • 210 • R/R
RHP • Wichita Falls, Kan.




MATTHEW MAGRE
Fr. • 6-1 • 205 • L/L
LHP • Fayetteville, Ark.




LOUIS STALLONE
Fr. • 6-9 • 235 • R/R
RHP • Kings Park, N.Y.



GABRIEL STARKS
Fr. • 6-4 • 215 • R/R
RHP • Pine Bluff, Ark.




NATHAN RINTZ
R-Fr. • 6-2 • 190 • R/R
RHP • Schaumburg, Ill.



EVAN GRAY
R-Fr. • 6-4 • 200 • R/R
RHP • Swansea, Ill.



ISSAC BRACKEN
G-Sr. • 6-0 • 195 • R/R
RHP • Berthoud, Colo.



ZEBULON VERMILLION
Sr. • 6-4 • 230 • L/R
RHP • Prairie Village, Kan.





No.	Player	Pos.	B/T	Yr.	Ht.	Wt.	Hometown / High School / Previous School
1	Robert Moore	INF	S/R	So.	5-9	170	Leawood, Kan. / Shawnee Mission East HS
3	Zack Gregory	INF/OF	L/R	R-So.	5-10	185	Keller, Texas / Timber Creek HS
4	Jalen Battles	INF	R/R	Jr.	6-2	205	San Antonio, Texas / James Madison HS / McLennan CC
5	Jacob Nesbit	INF	R/R	R-Jr.	6-0	180	Coppell, Texas / Coppell HS
7	Cayden Wallace	INF/OF	R/R	Fr.	6-0	205	Greenbrier, Ark. / Greenbrier HS
8	Braydon Webb	OF	R/R	R-Sr.	6-0	200	McKinney, Texas / McKinney Boyd HS / Grayson CC
10	Matt Goodheart	INF	L/R	Sr.	6-1	185	Magnolia, Ark. / Magnolia HS / San Jacinto CC
11	Cason Tollett	C/1B	R/R	So.	6-1	210	Little Rock, Ark. / Little Rock Christian Academy
12	Casey Opitz	C	S/R	Sr.	5-11	200	Centennial, Colo. / Heritage HS
13	Connor Noland	RHP	R/R	Jr.	6-2	220	Greenwood, Ark. / Greenwood HS
14	Cullen Smith	INF	L/R	R-Sr.	6-0	185	Nashville, Tenn. / Wilson Central HS / East Tenn. State
15	Dylan Leach	C	S/R	Fr.	5-11	195	Carthage, Texas / Carthage HS
16	Zac White	OF	R/R	Fr.	6-0	180	Little Rock, Ark. / Joe T. Robinson HS
17	Brady Slavens	INF	L/R	Jr.	6-3	195	Olathe, Kan. / Olathe NW HS / Wichita St. / Johnson County CC
18	Lael Lockhart	LHP	S/L	Grad-Sr.	6-3	220	Friendswood, Texas / Friendswood HS / Houston
19	Charlie Welch	C	R/R	Jr.	6-0	205	St. Petersburg, Fla. / Jefferson HS / St. Johns River State
20	Elijah Trest	RHP	L/R	Jr.	6-3	220	White Oak, Texas / White Oak HS
21	Jacob Burton	RHP	R/R	Jr.	6-0	185	Diana, Texas / New Diana HS
22	Jaxon Wiggins	RHP	R/R	Fr.	6-6	220	Roland, Okla. / Roland HS
25	Christian Franklin	OF	R/R	Jr.	5-11	195	Overland Park, Kan. / Rockhurst HS
26	Ethan Bates	INF	L/R	Fr.	5-11	175	Hot Springs, Ark. / Lakeside HS
27	Blake Adams	RHP	R/R	So.	6-2	215	Springdale, Ark. / Springdale Har-Ber HS
28	Kole Ramage	RHP	R/R	Sr.	6-1	205	Southlake, Texas / Southlake Carroll HS
29	Nate Wohlgemuth	RHP	R/R	Fr.	5-11	210	Owasso, Okla. / Owasso HS
31	Caleb Bolden	RHP	R/R	R-Jr.	6-2	190	Texarkana, Texas / Pleasant Grove HS
32	Zack Morris	LHP	L/L	So.	6-3	220	Cabot, Ark. / Cabot HS
33	Patrick Wicklander	LHP	R/L	Jr.	6-1	205	San Jose, Calif. / Valley Christian HS
34	Nick Griffin	LHP	L/L	Fr.	6-4	185	Monticello, Ark. / Monticello HS
35	Ryan Costeiu	RHP	R/R	Jr.	6-0	200	Clayton, Calif. / De La Salle HS / Sacramento City College
36	Peyton Pallette	RHP	R/R	So.	6-1	175	Benton, Ark. / Benton HS
37	Caden Monke	LHP	L/L	Jr.	6-3	170	Mt. Olive, Ill. / Mt. Olive HS
38	Mark Adamiak	RHP	R/R	So.	6-4	225	Shawnee, Kan. / Shawnee Mission Northwest HS
39	Evan Taylor	LHP	L/L	Jr.	6-4	255	Florence, Ala. / Florence HS
40	Corey Spain	LHP	L/L	R-Fr.	5-11	215	Monett, Mo. / Monett HS
41	Will McEntire	RHP	L/R	So.	6-4	235	Bryant, Ark. / Bryant HS
43	Miller Pleimann	RHP	R/R	R-So.	6-4	200	Fayetteville, Ark. / Fayetteville HS / Wichita State
45	Kevin Kopps	RHP	R/R	R-Sr.	6-0	200	Sugar Land, Texas / George Ranch HS
46	Tyler Cacciatori	RHP	R/R	Fr.	6-6	235	Sheridan, Ark. / Sheridan HS
48	Heston Tole	RHP	R/R	Fr.	6-6	210	Wichita Falls, Texas / IMG Academy
50	Matthew Magre	LHP	L/L	Fr.	6-1	205	Fayetteville, Ark. / Fayetteville HS
52	Louis Stallone	RHP	R/R	Fr.	6-9	235	Kings Park, N.Y. / St. Anthony's HS
55	Gabriel Starks	RHP	R/R	Fr.	6-1	215	Pine Bluff, Ark. / Watson Chapel HS
57	Nathan Rintz	RHP	R/R	R-Fr.	6-2	190	Schaumburg, Ill. / Schaumburg HS
58	Evan Gray	RHP	R/R	R-Fr.	6-4	200	Swansea, Ill. / Belleville East HS
59	Issac Bracken	RHP	R/R	Grad-Sr.	6-0	195	Berthoud, Colo. / Berthoud HS / Northern Colorado
88	Zebulon Vermillion	RHP	L/R	Sr.	6-4	230	Prairie Village, Kan. / Shawnee Mission East HS

Coaches and Support Staff

Head Coach:	2 Dave Van Horn, 19th Season (Arkansas, 1988)
Assistant Coach:	30 Nate Thompson, 4th Season (Dallas-Baptist, 2006)
Assistant Coach:	47 Matt Hobbs, 3rd Season (Missouri, 2002)
Volunteer Assistant Coach:	6 Bobby Wernes, 1st Season (Arkansas, 2018)
Student Assistants:	51 DJ Baxendale, 2nd Season; 44 Marshall Denton, 1st Season
Director of Operations:	Clay Goodwin, 14th Season (Arkansas, 2005)
Athletic Trainer:	Corey Wood (East Carolina, 2008)
Strength & Conditioning	Blaine Kinsley (Lenoir-Rhyne, 2010)
Director of Video and Scouting	Zach Barr (Arkansas, 2017)
Graduate Managers:	Phil Cebuhar, Daniel DeMondesert, Ben Breazeale, Shane Opitz
Student Managers:	Josh Langham, John McElroy, Matthew Schluterman, Mason Schultz

Pronunciation Guide

Mark Adamiak	uh-DOM-ee-ack
Tyler Cacciatori	catch-a-toree
Ryan Costeiu	COST-you
Miller Pleimann	PLY-men
Lael Lockhart	LYLE
Matthew Magre	MAH-gray
Caden Monke	Monk
Jacob Nesbit	NEZ-bit
Peyton Pallette	PAH-let
Casey Opitz	ohpitts
Kole Ramage	RAM-midge
Nathan Rintz	rinse
Brady Slavens	SLAY-vins
Cason Tollet	TUH-let
Nate Wohlgemuth	wole-guh-muth



PROJECTED LINEUP

12 CASEY OPITZ **C** **S/R** **SR** **.357/.500/.500**

Last Game: 2/25/21 vs. SEMO, 2-for-5, 1 R, 1 2B /// Series: 2-for-5, 1 R, 1 2B

2021: Accounted for a team-high three runs and drew a team-best three walks in the season opener vs. #3 Texas Tech (2/20) ... Preseason All-SEC First Team ... No. 6 catcher in D1Baseball's preseason position power rankings.

14 CULLEN SMITH **1B** **R/R** **R-SR** **.294/.435/.294**

Last Game: 2/26/21 vs. SEMO, 1-for-4, 1 SF /// Series: 2-for-7, 1 RBI, 1 BB, 1 SF

2021: Picked up his first hit as a Razorback in the season opener vs. #3 Texas Tech (2/20), also collecting his first RBI of the year ... Walked twice and scored twice in the Hogs' 13-9 win ... Three-time All-SoCon honoree at East Tennessee State before transferring to Arkansas.

1 ROBERT MOORE **2B** **S/R** **SO** **.238/.292/.381**

Last Game: 2/26/21 vs. SEMO, 2-for-4, 2 R, 1 HR, 2 RBI /// Series: 3-for-9, 2 R, 1 HR, 2 RBI

2021: Went 2-for-3 with two runs scored, an RBI and two stolen bases in the season opener vs. #3 Texas Tech (2/20) ... Preseason Third Team All-American by D1Baseball ... Preseason All-SEC First Team ... No. 3 second baseman in D1Baseball's preseason position power rankings.

5 JACOB NESBIT **3B** **R/R** **R-JR** **.000/.333/.000**

Last Game: 2/22/21 vs. #10 TCU, 0-for-1, 1 BB

2021: Drew a walk in each of the Razorbacks' first three games.

4 JALEN BATTLES **SS** **R/R** **JR** **.318/.318/.364**

Last Game: 2/26/21 vs. SEMO, 0-for-4 /// Series: 2-for-9, 1 R, 2 RBI

2021: Made his Hog debut in the opener vs. #3 Texas Tech (2/20), collecting a team-leading three RBI on a team-best three hits, including a double ... Walk-off infield single in the extra-inning win against SEMO (3/25) ... No. 16 shortstop in D1Baseball's preseason position power rankings.

8 BRAYDON WEBB **LF** **R/R** **R-SR** **.063/.348/.063**

Last Game: 2/26/21 vs. SEMO, 0-for-2, 2 HBP, 1 SB /// Series: 0-for-6, 3 HBP, 1 SB

2021: Went 1-for-5 with two RBI and a stolen base in the season opener vs. #3 Texas Tech (2/20).

25 CHRISTIAN FRANKLIN **CF** **R/R** **JR** **.200/.304/.600**

Last Game: 2/26/21 vs. SEMO, 1-for-4, 1 R, 1 HR, 1 RBI /// Series: 2-for-8, 2 R, 2 HR, 3 RBI, 1 BB

2021: Game-tying RBI triple against #10 TCU (2/22), powering the Razorbacks to a 4-1 comeback win ... Homered in the first two games of the series against SEMO (2/25-26) ... Consensus preseason All-American, picking up first-team recognition from four of the five major national college baseball publications, including Baseball America, D1Baseball, NCBWA and Perfect Game ... Preseason All-SEC First Team ... No. 2 outfielder in D1Baseball's preseason position power rankings.

7 CAYDEN WALLACE **RF** **R/R** **FR** **.118/.318/.294**

Last Game: 2/26/21 vs. SEMO, 1-for-4, 1 R, 1 HR, 2 RBI /// Series: 1-for-7, 2 R, 1 HR, 2 RBI

2021: Went 1-for-4 with two runs scored in his Razorback debut in the opener vs. #3 Texas Tech (2/20).

10 MATT GOODHEART **DH** **L/R** **SR** **---/---/---**

Last Game: 3/11/20 vs. Grand Canyon, 2-for-4, 2 R, 1 HR, 3 RBI, 1 BB

2021: Missed the Razorbacks' season-opening weekend at the State Farm College Baseball Showdown due to a non-COVID-related health reason ... Preseason All-SEC First Team.

THE BENCH

3 ZACK GREGORY **INF/OF** **L/R** **R-SO**

Last Game: 2/25/21 vs. SEMO, 1-for-3, 1 R

Started six games, playing in 10 overall as a redshirt freshman in 2020 ... Started first game of the year in left field on Feb. 22 ... Made two starts in LF, one in RF and three at first base ... Hit leadoff three times in 2020 ... Recorded three hits, two RBIs, five walks, a run scored and a stolen base.

11 CASON TOLLETT **C/1B** **R/R** **SO**

Last Game: 2/15/20 vs. EIU, 0-for-1

Played in one game as a pinch hitter in 2020, coming in to hit in the eighth inning against Eastern Illinois on Feb. 15 ... Spent the rest of season recovering from an injury.

15 DYLAN LEACH **C** **S/R** **FR**

Last Game: 2/26/21 vs. SEMO, 1-for-3, 1 R

Top-500 overall prospect nationally by Perfect Game ... Ranked as the No. 5 catcher in the state of Texas and the No. 36 catcher in the country ... 2020 Perfect Game Preseason Underclass All-American (Texas All-Region First Team)

16 ZAC WHITE **INF/OF** **R/R** **FR**

Last Game: ---

Batted .506 for Joe T. Robinson as a junior with 33 RBIs, four home runs, four triples, 11 doubles and a .571 on-base percentage ... Brother (John David) plays football for Arkansas ... Father (David) was a golfer for Razorbacks.

17 BRADY SLAVENS **INF** **L/R** **JR**

Last Game: 2/26/21 vs. SEMO, 1-for-4, 1 R, 1 3B

Slashing .333/.391/.714 through 21 at-bats this season ... Launched his first home run as a Razorback against #9 Texas (2/21), hitting a three-run dinger and driving in four total runs in the win ... Attended Johnson County CC before arriving at Arkansas ... National Player of the Year by JUCO Baseball Blog ... Team MVP and JCCC Male Athlete of the Year ... Played in and started 22 games during the pandemic-shortened season, slashing .507/.543/1.240 with nine doubles, two triples, 14 home runs, 47 RBI and 25 runs scored.

19 CHARLIE WELCH **C** **R/R** **JR**

Last Game: 2/26/21 vs. SEMO, 1-for-3, 1 R, 1 HR, 2 RBI

Razorback debut against SEMO (2/26/21), smashing a two-run home run ... Prior to Arkansas, hit .280 with four home runs, 17 RBI and 20 runs scored in 26 games during the pandemic-shortened 2020 season at St. Johns River State College.

26 ETHAN BATES **INF** **L/R** **FR**

Last Game: ---

Freshman from Hot Springs, Ark. ... No. 15 prospect in state of Arkansas according to Perfect Game ... Named the 2019 Sentinel Record All-Garland County Baseball Player of the Year.

PROJECTED ROTATION

THURSDAY **RHP 31 CALEB BOLDEN** **R-JR** **2021: 0-0, 6.23 ERA, 3 BB, 7 K**

Last Start: 2/25/21 vs. SEMO, 0.1 IP, 1 H, 3 R, 3 ER, 2 BB

Came out of the bullpen against No. 9 Texas (2/21/21) and tossed 4.0 scoreless innings, striking out seven batters en route to his first save of the season ... Did not allow a hit in his relief appearance ... Named SEC Co-Pitcher of the Week for his effort against the nationally ranked Longhorns ... Missed the entirety of his true sophomore season in 2019 due to Tommy John surgery.

FRIDAY **RHP 88 ZEBULON VERMILLION** **SR** **2021: 0-0, 5.14 ERA, 6 BB, 5 K**

Last Start: 2/26/21 vs. SEMO, 3.0 IP, 2 H, 2 R, 2 ER, 4 BB, 1 K

Named one of four team captains prior to season ... Made his first career start against third-ranked Texas Tech (2/20/21) at the State Farm College Baseball Showdown, allowing two runs on three hits while striking out four in 4.0 innings of work ... Entered the 2021 campaign rated as the No. 118 starting pitcher in D1 Baseball's preseason position power rankings.

SATURDAY **RHP 36 PEYTON PALLETTE** **SO** **2021: 0-0, 0.00 ERA, 1 BB, 8 K**

Last Start: 2/21/21 vs. #9 Texas, 4.1 IP, 1 H, 0 R, 0 ER, 1 BB, 8 K

First career start against ninth-ranked Texas (2/21/21) at the State Farm College Baseball showdown, striking out eight Longhorns in 4.1 scoreless innings of work ... Threw the fourth-hardest pitch (96 mph) in all of college baseball during the first week of the season, according to D1Baseball ... Entered the 2021 campaign rated as the No. 126 starting pitcher in D1 Baseball's preseason position power rankings.

SUNDAY **LHP 18 LAEL LOCKHART** **GRAD-SR** **2021: 0-0, 2.08 ERA, 2 BB, 8 K**

Last Start: 2/22 vs. #10 TCU, 4.1 IP, 2 H, 1 R, 1 ER, 2 BB, 8 K

Made his first start as a Razorback against No. 10 TCU (2/22/21) at the State Farm College Baseball Showdown, striking out eight over 4.1 innings of work ... Allowed only one run on two hits and two walks in Arkansas' 4-1 win ... Graduate transfer from Houston, where he was the Cougars' Friday night starter and posted a 1-2 record with a 4.58 ERA in four starts during the pandemic-shortened season.

PITCHER BREAKDOWN

	W-L-S	ERA	IP	H	R	ER	BB	SO
Starters	0-0	4.50	16.0	9	8	8	11	21
Relievers	5-0-2	2.70	30.0	18	10	9	11	40

THE HOG PEN

Pitcher	Last App.	IP	H	R	ER	BB	SO	HR	---- Season Totals ----			
									RI/S	RI/S	SV	Ret./IBF (BB)
Mark Adamiak	--	0.0	0	0	0	0	0	0	0/0	0/0	0	0/0 (0)
Blake Adams	--	0.0	0	0	0	0	0	0	0/0	0/0	0	0/0 (0)
Caleb Bolden	2/25 vs. SEMO	0.1	1	3	3	2	0	0	1/0	1/0	1	2/2 (1)
Issac Bracken	--	0.0	0	0	0	0	0	0	0/0	0/0	0	0/0 (0)
Jacob Burton	--	0.0	0	0	0	0	0	0	0/0	0/0	0	0/0 (0)
Tyler Cacciatori	--	0.0	0	0	0	0	0	0	0/0	0/0	0	0/0 (0)
Ryan Costeiu	2/25 vs. SEMO	0.2	0	0	0	0	1	0	1/0	3/1	0	2/2 (0)
Evan Gray	2/25 vs. SEMO	1.0	1	0	0	0	1	0	0/0	0/0	0	1/1 (0)
Nick Griffin	--	0.0	0	0	0	0	0	0	0/0	0/0	0	0/0 (0)
Kevin Kopps	2/26 vs. SEMO	1.0	1	0	0	0	2	0	0/0	2/2	1	3/4 (1)
Matthew Magre	--	0.0	0	0	0	0	0	0	0/0	0/0	0	0/0 (0)
Will McEntire	--	0.0	0	0	0	0	0	0	0/0	0/0	0	0/0 (0)
Caden Monke	2/25 vs. SEMO	3.0	3	2	2	0	3	0	1/0	3/2	0	0/3 (0)
Zack Morris	--	0.0	0	0	0	0	0	0	0/0	0/0	0	0/0 (0)
Connor Noland	2/26 vs. SEMO	4.2	2	1	0	0	5	0	2/0	2/0	0	1/1 (0)
Miller Pleimann	--	0.0	0	0	0	0	0	0	0/0	0/0	0	0/0 (0)
Kole Ramage	2/20 vs. TTU	0.0	0	0	0	1	0	0	0/0	0/0	0	0/1 (0)
Nathan Rintz	--	0.0	0	0	0	0	0	0	0/0	0/0	0	0/0 (0)
Corey Spain	--	0.0	0	0	0	0	0	0	0/0	0/0	0	0/0 (0)
Louis Stallone	--	0.0	0	0	0	0	0	0	0/0	0/0	0	0/0 (0)
Gabriel Starks	--	0.0	0	0	0	0	0	0	0/0	0/0	0	0/0 (0)
Evan Taylor	2/26 vs. SEMO	0.1	0	0	0	2	0	0	0/0	1/0	0	1/1 (0)
Heston Tole	--	0.0	0	0	0	0	0	0	0/0	0/0	0	0/0 (0)
Elijah Trest	2/20 vs. TTU	3.0	2	1	1	1	4	1	2/2	2/2	0	0/1 (0)
Patrick Wicklander	2/25 vs. SEMO	4.0	4	0	0	1	3	0	3/2	3/2	0	0/1 (0)
Jaxon Wiggins	2/25 vs. SEMO	1.0	0	0	0	0	2	0	0/0	0/0	0	2/2 (0)
Nate Wohlgenuth	--	0.0	0	0	0	0	0	0	0/0	0/0	0	0/0 (0)
TEAM TOTALS									17/9 (52.9%)	2	12/19 (1)	



Zebulon Vermillion made his first career start against #3 Texas Tech on Saturday night at Globe Life Field in Arlington, Texas. The big right-hander struck out four Red Raiders in 4.0 innngs of two-run ball.

TEAM RECORD PER STARTER

Pitcher (Total Starts)	Record
Zebulon Vermillion (2)	2-0
Caleb Bolden (1)	0-1
Lael Lockhart (1)	1-0
Peyton Pallette (1)	1-0

QUALITY STARTS

Pitcher (Total Starts)	QS	Record
------------------------	----	--------

RUN SUPPORT

Pitcher (Total Starts)	Runs	Per Start
Zebulon Vermillion (2)	20	10.0
Caleb Bolden (1)	6	6.0
Lael Lockhart (1)	4	4.0
Peyton Pallette (1)	4	4.0



||| SEASON BESTS

TEAM GAME HIGHS

Team Batting

At bats:	37	(2 times)
Runs scored:	13	vs. #3 Texas Tech (Feb. 20)
Hits:	11	vs. #3 Texas Tech (Feb. 20)
RBI:	7	(2 times)
Doubles:	1	(3 times)
Triples:	1	(2 times)
Home runs:	4	vs. SEMO (Feb. 26)
Total bases:	22	vs. SEMO (Feb. 26)
Walks:	11	vs. #3 Texas Tech (Feb. 20)
Strikeouts:	14	vs. #3 Texas Tech (Feb. 20)
Sac hits:	1	vs. #10 TCU (Feb. 22)
Sac flies:	1	(2 times)
Stolen bases:	3	vs. #3 Texas Tech (Feb. 20)
Hit by pitch:	3	(2 times)
Caught stealing:	1	vs. #10 TCU (Feb. 22)
Runners LOB:	11	vs. SEMO (Feb. 25)

Fielding

Putouts:	30	(Feb. 25)
Assists:	15	vs. SEMO (Feb. 25)
Errors:	2	vs. #3 Texas Tech (Feb. 20)
Passed balls:	1	vs. SEMO (Feb. 26)
DPs turned:	1	(4 times)

Pitching

Innings pitched:	10.0	vs. SEMO (Feb. 25)
Runs allowed:	9	vs. #3 Texas Tech (Feb. 20)
Earned runs:	9	vs. #3 Texas Tech (Feb. 20)
Walks allowed:	7	vs. #3 Texas Tech (Feb. 20)
Strikeouts:	18	vs. #10 TCU (Feb. 22)
Hits allowed:	9	(2 times)
Doubles allowed:	2	vs. #3 Texas Tech (Feb. 20)
Triples allowed:	1	vs. SEMO (Feb. 25)
Homers allowed:	1	vs. #3 Texas Tech (Feb. 20)
Wild pitches:	2	(2 times)
Hit batters:	3	(2 times)

INDIVIDUAL GAME HIGHS

Individual Batting

At-bats:	5	(9 times)
Runs scored:	3	Casey Opitz vs. #3 Texas Tech (Feb. 20)
Hits:	3	Jalen Battles vs. #3 Texas Tech (Feb. 20)
RBI:	4	Brady Slavens vs. #9 Texas Tech (Feb. 21)
Doubles:	1	(3 times)
Triples:	1	(2 times)
Home runs:	1	(7 times)
Total bases:	5	(2 times)
Walks:	3	Casey Opitz vs. #3 Texas Tech (Feb. 20)
Strikeouts:	4	Christian Franklin vs. #3 Texas Tech (Feb. 20)
Sac hits:	1	Zack Gregory vs. #10 TCU (Feb. 22)
Sac flies:	1	(2 times)
Stolen bases:	2	Robert Moore vs. #3 Texas Tech (Feb. 20)
Hit by pitch:	2	(2 times)
Caught stealing:	1	Cullen Smith vs. #10 TCU (Feb. 20)
Runners LOB:	3	(5 times)

Fielding

Putouts:	18	Casey Opitz vs. #10 TCU (Feb. 22)
Assists:	5	Jalen Battles vs. SEMO (Feb. 26)
Errors:	1	(2 times)
Passed balls:	1	Dylan Leach vs. SEMO (Feb. 26)
DPs turned:	1	(3 times)

Pitching

Innings pitched:	4.2	Connor Noland vs. SEMO (Feb. 26)
Runs allowed:	3	Caleb Bolden vs. SEMO (Feb. 25)
Earned runs:	3	Caleb Bolden vs. SEMO (Feb. 25)
Walks allowed:	4	Zebulon Vermillion vs. SEMO (Feb. 26)
Strikeouts:	8	(2 times)
Hits allowed:	4	Patrick Wicklander vs. SEMO (Feb. 25)
Doubles allowed:	1	(2 times)
Triples allowed:	1	Patrick Wicklander vs. SEMO (Feb. 25)
Homers allowed:	1	Elijah Trest vs. #3 Texas Tech (Feb. 20)
Wild pitches:	2	Evan Taylor vs. SEMO (Feb. 26)
Hit batters:	2	(2 times)

THE LAST TIME AN ARKANSAS PLAYER...

4 Hits in a game.....	Casey Martin vs. Illinois State, March 3, 2020
5 Hits in a game.....	Andy Wilkins at #9 Oklahoma (Norman Regional), May 31, 2009
6 Hits in a game.....	Jeremy Jackson vs. Northeastern (Okla.), April 16, 1997
2 Hits in an inning.....	Casey Opitz vs. Eastern Illinois, Feb. 16, 2019
2 Doubles in a game.....	Casey Martin vs. South Alabama, March 7, 2020
3 Doubles in a game.....	Trevor Ezell vs. TCU (Fayetteville Regional), June 1, 2019
4 Doubles in a game.....	Rodney Nye vs. La. Tech, March 31, 1998
2 Triples in a game.....	Jax Biggers vs. Auburn (SEC Tournament), May 25, 2017
Led off a game with a HR.....	Braydon Webb vs. Eastern Illinois, Feb. 15, 2020
2 Home runs in a game.....	Heston Kjerstad vs. Eastern Illinois, Feb. 16, 2020
3 Home runs in a game.....	Chad Spanberger vs. Auburn (SEC Tournament), May 26, 2017
Grand Slam.....	Jack Kenley vs. #15 LSU, May 9, 2019
HR in consecutive AB.....	Jack Kenley vs. Stony Brook, March 2, 2019
HR in 4 straight games.....	Aaron Murphree vs. OSU, So. Dakota St. & Siena, March 2-8, 2008
HR in 5 straight games.....	Aaron Murphree vs. OSU, So. Dakota St. & Siena, March 2-8, 2008
HR in 6 straight games.....	Aaron Murphree vs. OSU, So. Dakota St. & Siena, March 2-9, 2008
Pinch-hit home run.....	Evan Lee at Mississippi State, April 21, 2018
Inside the park home run.....	Casey Martin vs. Kentucky, May 3, 2019
Back-to-Back Home Runs.....	R. Moore and J. Nesbit, Feb. 28, 2020
Walk-off Home Run.....	Heston Kjerstad vs. South Alabama, March 8, 2020
4 Runs in a game.....	Trevor Ezell vs. Ark. - Pine Bluff, April 16, 2019
5 Runs in a game.....	Eric Cole vs South Carolina (NCAA Super), June 11, 2018
6 Runs in a game.....	Trevor Ezell vs. Grambling St., April 30, 2019
4 RBI in a game.....	Brady Slavens vs. #9 Texas, Feb. 22, 2021
5 RBI in a game.....	C. Martin and H. Kjerstad vs. #18 Tennessee, April 27, 2019
6 RBI in a game.....	Heston Kjerstad vs. Eastern Illinois, Feb. 16, 2020
7 RBI in a game.....	Chad Spanberger vs. Auburn (SEC Tournament), May 25, 2017
8 RBI in a game.....	Rodney Nye vs. ORU, April 14, 1999
9 RBI in a game.....	Ryan Lundquist vs. Central Missouri St., March 4, 1997
2 Stolen bases in a game.....	Robert Moore vs. #3 Texas Tech, Feb. 20, 2021
3 Stolen bases in a game.....	Andrew Benintendi vs Stephen F. Austin, April 15, 2015
4 Stolen bases in a game.....	Logan Forsythe vs. Ole Miss, May 19, 2007
Stole home.....	Bobby Wernes vs. Ole Miss, March 28, 2015
2 Errors in a game.....	Zack Gregory vs. Texas, Feb. 29, 2020
3 Errors in a game.....	Bobby Wernes, at LSU, April 12, 2014
4 Errors in a game.....	Chris Shaddy vs. TCU, April 27, 1980
9-Inning no-hitter.....	Scott Roehl vs. Kansas St., March 20, 2001
9-Inning combined no-hitter.....	Nick Schmidt (6.0), Brian McLelland (1.0) & Devin Collis (2.0) vs. Oklahoma State, February 12, 2006
7-inning combined no-hitter.....	D. Taccolini (2.0), M. Cronin (3.0), & J. Alberius (2) vs. Auburn (SEC Tournament), May 25, 2017
1-Hitter.....	Trevor Stephan (7.0) at Tennessee, May 6, 2017
1-Hitter combined.....	P. Wicklander (5.0 IP, 1 H), K. Ramage (1.0 IP), J. Kostyshock (1.0 IP), K. Kopps (1.0 IP), M. Cronin (1.0 IP) vs. Western Illinois, March 12, 2019
2-Hitter.....	Kacey Murphy vs. Florida (SEC Tournament), May 27, 2017
2-Hitter combined.....	L. Lockhart (4.1), E. Taylor (0.2), J. Wiggins (1.0), R. Costeiu (1.0), K. Kopps (2.0) vs. #10 TCU, Feb. 22, 2021
3-Hitter.....	Ryne Stanek (9.0 IP), at #6 South Carolina, March 23, 2013
3-Hitter combined.....	Isaiah Campbell (5.0 IP, 2 H) and Matt Cronin (2.0 IP, 1 H) vs. S. Carolina, April 14, 2018
Complete game.....	Kacey Murphy vs. Florida (SEC Tournament), May 27, 2017
Complete-game shutout.....	Kacey Murphy vs. Florida (SEC Tournament), May 27, 2017
10-inning or more start.....	Dominic Taccolini at #12 Kentucky (10 innings), April 22, 2016
Had 10 strikeouts.....	Isaiah Campbell vs. Florida State, June 15, 2019
Had 11 strikeouts.....	Connor Noland vs. Eastern Illinois, Feb. 14, 2020
Had 12 strikeouts.....	Trevor Stephan vs. Oral Roberts (NCAA Regional), June 2, 2017
Had 13 strikeouts.....	Isaiah Campbell vs. Stony Brook, March 1, 2019
Had 14 strikeouts.....	David Walling vs. South Carolina, May 16, 1999
Had 15 strikeouts.....	Nick Schmidt vs. Auburn, May 18, 2006
Had 16 strikeouts.....	David Walling vs. Eastern Illinois, Feb. 20, 1998
Had 17 strikeouts.....	Jess Todd vs. South Carolina (SEC Tournament), May 24, 2007

THE LAST TIME AN ARKANSAS TEAM...

Scored 10 runs.....	vs. Eastern Illinois, Feb. 15, 2020
Scored 11 runs.....	vs. #14 Ole Miss (NCAA Super Regional), June 8, 2019
Scored 12 runs.....	vs. Eastern Illinois, Feb. 16, 2020
Scored 13 runs.....	vs. #3 Texas Tech, Feb. 20, 2021
Scored 14 runs.....	vs. #14 Ole Miss (NCAA Super Regional), June 10, 2019
Scored 15 runs.....	vs. South Alabama, March 7, 2020
Scored 16 runs.....	vs. Ark.- Pine Bluff, April 16, 2019
Scored 17 runs.....	vs. Grambling St., April 30, 2019
Scored 18 runs.....	vs. Dayton, Feb. 28, 2018
Scored 19 runs.....	vs. Northwestern State, April 23, 2019
Scored 20 runs.....	vs. Mississippi Valley State, Feb. 24, 2016
Scored 21 runs.....	vs. Mississippi Valley State, Feb. 23, 2016
Scored 22 runs.....	vs. Louisiana Tech, Feb. 14, 2004
Scored 23 runs.....	Never
Scored 24 runs.....	Missouri Southern, Feb. 11, 1998
Scored 25 runs.....	Missouri Southern, Feb. 4, 2001
Scored 26 runs.....	vs. Iowa (in Arlington, Texas), Feb. 14, 1997
Scored 27 runs.....	Never
Scored 28 runs.....	vs. Wisconsin-Milwaukee (2), Feb. 18, 2007
Scored 29 runs.....	Morningside, April 6, 1968
Scored 30 runs.....	at South Carolina, March 30, 1997
Scored 31-32 runs.....	32 vs. Bucknell, Feb. 17, 2018
Scored 33 + runs.....	33 vs. Southwest Baptist, March 21, 1984
Had 14 hits.....	vs. Gonzaga, Feb. 23, 2020
Had 15 hits.....	vs. Illinois State, March 3, 2020
Had 16 hits.....	vs. #18 Tennessee, April 26, 2019
Had 17 hits.....	vs. #13 Auburn, April 7, 2018
Had 18 hits.....	vs. South Alabama, March 7, 2020
Had 19 hits.....	vs. Northwestern State, April 23, 2019
Had 20 hits.....	vs. Dayton, Feb. 28, 2018
Had 21 hits.....	Kentucky, April 28, 2001
Had 22 hits.....	at #6 Vanderbilt, April 14, 2019
Had 23 hits.....	Centenary, March 31, 1999
Had 24 hits.....	Georgia, March 17, 2001
Had 25 hits.....	at Centenary, March 23, 2005
Had 26-29 hits.....	28 at South Carolina, March 30, 1997
Had 30 hits.....	vs. Saint Louis, April 7, 2010
Had 31+ hits.....	32 vs. Southwest Baptist, March 21, 1984
Hit four or more home runs in a game.....	4 - Moore, Wallace, Welch, Franklin vs. SEMO, Feb. 26, 2021
Hit five or more home runs in a game.....	5 - Ezell, Martin (2), Goodheart, Kenley at #17 Texas A&M, May 16, 2019
Hit six or more home runs in a game.....	6 - Jared Gates, Luke Bonfield, Carson Shaddy vs. Dominic Fletcher, Grant. Koch, Casey Martin vs. Bucknell, Feb. 17, 2018
4 Errors in a game.....	vs. Texas, Feb. 20, 2020
5 Errors in a game.....	vs. South Carolina (SEC Tournament), May 23, 2018
6 Errors in a game.....	vs. Eastern Illinois, March 5, 2016
7 Errors in a game.....	vs. La. Tech, March 20, 2001
Was Shutout.....	vs. Florida State, June 15, 2019
Was Shutout Back-to-Back.....	vs. LSU, April 23-24, 2005 (7-0, 6-0)
Held to 1 hit.....	vs. Missouri State, May 17, 2016
Held to 2 hits.....	vs. Oregon State, June 28, 2018
Held to 3 hits.....	vs. LSU, May 26, 2018 (2-1)
Did not strikeout.....	vs. Eastern Illinois, Feb. 16, 2019
Swept an SEC Home Series (three games).....	vs. #18 Tennessee, April 26-28, 2019
Swept an SEC Road Series (three games).....	at Alabama, April 30-May 2, 2015
Was Swept in SEC Home Series.....	vs. Alabama, May 13-15, 2016
Was Swept in SEC Road Series.....	at Mississippi State, April 20-21, 2018
Swept a Non-Conference Home Series.....	vs. Gonzaga, Feb. 20-23, 2020
Swept a Non-Conference Road Series.....	at McNeese State, March 23-24, 2010
Was Swept in a Non-Conference Home Series.....	Gonzaga, March 10-11, 2015
Was Swept in a Non-Conference Road Series.....	at Nebraska, April 16, 2013
Won a Non-Conference Home Series.....	vs. South Alabama, March 6-8, 2020
Lost a Non-Conference Home Series.....	vs. South Alabama, February 28-March 1, 2014
Lost a Non-Conference Road Series.....	at Nebraska, April 16, 2013
Back-to-Back Shutouts.....	UK (1-0) April 22 and UK (2-0) April 22-23, 2016
Most Consecutive Shutouts.....	4 vs. Wisconsin (March 15-16, 1980)
Shut out an opponent at home.....	vs. Gonzaga (5-0), Feb. 22, 2020
Shut out an opponent on the road.....	at #15 Auburn (8-0), April 6, 2019
Shut out an SEC opponent at home.....	vs. Missouri (2-0), March 15, 2019
Shut out an SEC opponent on the road.....	at #15 Auburn (8-0), April 6, 2019



RECORD RUNDOWN

Overall	5-0
vs. top-5 teams.....	1-0
vs. top-10 teams	2-0
vs. top-25 teams	0-0
vs. unranked teams.....	2-0
At home	2-0
On the road.....	0-0
At neutral sites.....	3-0
In day games.....	2-0
In night games.....	3-0
In extra innings	1-0
vs. teams over .500.....	2-0
vs. teams .500 or worse.....	2-0
vs. left-handed starter	4-0
vs. right-handed starter.....	1-0
When starter receives decision.....	0-0
When reliever receives decision	5-0
When starter goes 5+ innings	0-0
When starter goes less than 5 innings.....	5-0
When scoring first	2-0
When opponent scores first	3-0
When leading after 6 innings.....	2-0
When trailing after 6 innings	2-0
When tied after 6 innings.....	0-0
When leading after 7 innings	1-0
When trailing after 7 innings.....	3-0
When tied after 7 innings.....	0-0
When leading after 8 innings.....	3-0
When trailing after 8 innings	1-0
When tied after 8 innings.....	1-0
In one-run games.....	1-0
In two-run games.....	0-0
Series W-L-T.....	0-0-0
Series sweeps/times swept	0/0
When scoring 10+ runs	1-0
Shutouts vs. times shut out.....	1/0
When opponent scores 5 runs or less	3-0
When opponent scores 5 runs or more.....	2-0
When collecting 0-3 hits	0-0
When collecting 4-6 hits	2-0
When collecting 7-9 hits	2-0
When collecting 10-12 hits	1-0
When collecting 13+ hits	0-0
When out-hitting opponent	4-0
When out-hit by opponent	0-0
When hits are equal	1-0
When hitting a home run.....	2-0
When opponent hits a home run.....	1-0
When errorless	4-0
When committing one error	0-0
When committing 2+ errors.....	1-0
When opponent is errorless	2-0
vs. SEC	0-0
vs. SEC East.....	0-0
vs. SEC West	0-0
vs. non-conference.....	5-0
Game 1 of weekend series	2-0
Game 2 of weekend series	1-0
Game 3 of weekend series	1-0
Game 4 of weekend series	0-0
In February.....	5-0
In March.....	0-0
In April	0-0
In May	0-0
In June	0-0

MULTIPLE-HIT GAMES

Name	2	3	4	5+	Tot
Jalen Battles	1	1	-	-	2
Brady Slavens	2	-	-	-	2
Robert Moore	2	-	-	-	2
Casey Opitz	1	-	-	-	1
TEAM	6	1	-	-	7

CAREER MULTIPLE-HIT GAMES

Name	2018	2019	2020	2021	Total
Matt Goodheart	--	21	6	0	27
Christian Franklin	--	17	7	0	24
Jacob Nesbit	--	12	3	0	15
Casey Opitz	2	6	4	1	13
Brady Slavens	--	8	--	2	10
Robert Moore	--	--	6	2	8
Braydon Webb	--	--	5	1	6
Jalen Battles	--	--	--	2	2
Zack Gregory	--	--	1	0	1

MULTIPLE-RBI GAMES

Name	2	3	4	5+	Total
Jalen Battles	1	1	-	-	2
Christian Franklin	1	-	-	-	1
Robert Moore	1	-	-	-	1
Braydon Webb	1	-	-	-	1
Cayden Wallace	1	-	-	-	1
Charlie Welch	1	-	-	-	1
Brady Slavens	-	-	1	-	1
TEAM	6	1	1	-	8

HITTING STREAKS

Name	Longest	Current
Brady Slavens	5	5
Cullen Smith	5	5
Jalen Battles	4	-
Casey Opitz	4	4
Christian Franklin	4	4
Robert Moore	2	2
Cayden Wallace	1	1
Dylan Leach	1	1
Zack Gregory	1	1
Braydon Webb	1	-
Charlie Welch	1	1

REACHED BASE

Name	Longest	Current
Cayden Wallace	5	5
Christian Franklin	5	5
Braydon Webb	5	5
Brady Slavens	5	5
Cullen Smith	5	5
Jalen Battles	4	-
Casey Opitz	4	4
Jacob Nesbit	3	3
Robert Moore	2	2
Zack Gregory	1	1
Dylan Leach	1	1
Charlie Welch	1	1

CAREER HOME RUNS

Name	SOLO	2R	3R	GS	Total
Christian Franklin	7	1	2	1	11
Matt Goodheart	3	3	1	--	7
Jacob Nesbit	1	1	2	--	4
Casey Opitz	1	3	--	--	4
Brady Slavens	1	--	2	--	3
Robert Moore	--	3	--	--	3
Cayden Wallace	--	1	--	--	1
Braydon Webb	1	--	--	--	1
Charlie Welch	--	1	--	--	1

HOME RUN BREAKDOWN

Total.....	7
at Baum-Walker Stadium	6
on The Road	0
Neutral Site	1
vs. RHP	2
vs. LHP	5
w/ 0 Outs.....	1
w/ 1 Out	2
w/ 2 Outs	4
Solo	3
Two-Run.....	3
Three-Run.....	1
Grand Slam	0
Back-To-Back.....	0
Pinch-Hit.....	0
Walk-Off	0
Before 7th Inning.....	6
7th Inning and Beyond	1
Opponent Total.....	1
Last HR Given Up	3R
Longest Stretch Without HR Allowed	1
Current Streak of No HR Allowed	1

COMEBACKS

defined as any win when trailing after an inning

Date / Opponent	Score (Inn.)	Final
Feb. 20 / #3 Texas Tech	9-8 (9)	13-9
Feb. 22 / #10 TCU	1-0 (8)	4-1
Feb. 25 / SEMO	5-2 (9)	6-5 (10)
Feb. 26 / SEMO	2-0 (2)	7-3

BLOWN LEADS

defined as any loss when leading after an inning

Date/Opponent	Score (Inn.)	Final
---------------	--------------	-------

HOME RUN CHART |||



No.	Player	Gm#	Date	Opponent	Pitcher	On Base	Inn	Outs	Count	Score	Final
1	Brady Slavens (1)	2	Feb. 21	#9 Texas	Dawson Merryman	2	6th	1	1-0	1-0	W, 4-0
2	Christian Franklin (2)	4	Feb. 25	SEMO	Dylan Dodd	0	3rd	2	1-1	0-3	W, 6-5 (10)
3	Brady Slavens	4	Feb. 25	SEMO	Dylan Dodd	0	4th	1	2-1	1-3	W, 6-5 (10)
4	Robert Moore	5	Feb. 26	SEMO	Noah Niznik	1	3rd	2	1-0	0-2	W, 7-3
5	Cayden Wallace	5	Feb. 26	SEMO	Noah Niznik	1	6th	2	1-1	2-2	W, 7-3
6	Charlie Welch	5	Feb. 26	SEMO	Noah Niznik	1	6th	2	2-1	4-2	W, 7-3
7	Christian Franklin	5	Feb. 26	SEMO	Hunter Ralls	0	8th	0	2-1	6-3	W, 7-3

* - indicates leadoff home run
 ^ - indicates back-to-back home run
 ! - indicates walk-off home run



||| TEAM PITCHING GAME-BY-GAME

STARTERS GAME-BY-GAME

Opponent	W-L	IP	H	R	ER	BB	K
vs. #3 Texas Tech	--	4.0	3	2	2	2	4
vs. #9 Texas	--	4.1	1	0	0	1	8
vs. #10 TCU	--	4.1	2	1	1	2	8
vs. SEMO	--	0.1	1	3	3	2	0
vs. SEMO	--	3.0	2	2	2	4	1

BULLPEN GAME-BY-GAME

Opponent	W-L	IP	H	R	ER	BB	K
vs. #3 Texas Tech	1-0	5.0	6	7	7	5	6
vs. #9 Texas	1-0	4.2	1	0	0	1	7
vs. #10 TCU	--	4.2	2	0	0	2	10
vs. SEMO	1-0	9.2	8	2	2	1	10
vs. SEMO	--	6.0	3	1	0	2	7

GAME-BY-GAME BATTING ORDER |||



2021 RECORD: 5-0 • **HOME:** 2-0 • **AWAY:** 0-0 • **NEUTRAL:** 3-0 • **SEC:** 0-0

Date	Opponent	1	2	3	4	5	6	7	8	9
Feb. 20	vs. #3 Texas Tech	Moore	Franklin	Smith	Webb	Slavens	Opitz	Wallace	Nesbit	Battles
Feb. 21	vs. #9 Texas	Moore	Franklin	Smith	Webb	Slavens	Opitz	Wallace	Nesbit	Battles
Feb. 22	vs. #10 TCU	Moore	Franklin	Smith	Webb	Slavens	Opitz	Wallace	Nesbit	Battles
Feb. 25	SEMO	Moore	Franklin	Smith	Webb	Slavens	Opitz	Wallace	Gregory	Battles
Feb. 26	SEMO	Moore	Franklin	Smith	Wallace	Slavens	Welch	Webb	Battles	Leach



||| GAME-BY-GAME DEFENSIVE LINEUP

2021 RECORD: 5-0 • HOME: 2-0 • AWAY: 0-0 • NEUTRAL: 3-0 • SEC: 0-0

Date	Opponent	C	1B	2B	3B	SS	LF	CF	RF	DH
Feb. 20	vs. #3 Texas Tech	Opitz	Smith	Moore	Nesbit	Battles	Webb	Franklin	Wallace	Slavens
Feb. 21	vs. #9 Texas	Opitz	Smith	Moore	Nesbit	Battles	Webb	Franklin	Wallace	Slavens
Feb. 22	vs. #10 TCU	Opitz	Smith	Moore	Nesbit	Battles	Webb	Franklin	Wallace	Slavens
Feb. 25	vs. SEMO	Opitz	Slavens	Moore	Smith	Battles	Gregory	Franklin	Wallace	Slavens
Feb. 26	SEMO	Leach	Slavens	Moore	Smith	Battles	Webb	Franklin	Wallace	Welch



2021 RECORD: 5-0 • HOME: 2-0 • AWAY: 0-0 • NEUTRAL: 3-0 • SEC: 0-0

Date	Opponent	AB	R	H	RBI	2B	3B	HR	BB	IBB	SB	CS	HBP	SAC	SF	GDP	K	PO	A	E	Avg
Feb. 20	vs. #3 Texas Tech	37	13	11	7	1	0	0	11	0	3	0	1	0	1	0	14	27	9	2	.297
Feb. 21	vs. #9 Texas	30	4	6	4	0	0	1	5	0	0	0	1	0	0	0	9	27	5	0	.254
Feb. 20	vs. #10 TCU	30	4	6	3	1	1	0	4	0	0	0	2	1	0	0	13	27	5	0	.237
Feb. 25	SEMO	37	6	9	1	0	2	2	4	0	0	0	3	0	1	0	13	30	15	0	.239
Feb. 26	SEMO	32	7	9	7	0	1	4	0	0	1	0	3	0	0	0	7	27	12	0	.241
	Totals	177	34	40	27	3	2	7	24	0	4	1	10	1	2	0	56	138	46	2	.241



||| GAME-BY-GAME PITCHING

2021 RECORD: 5-0 • HOME: 2-0 • AWAY: 0-0 • NEUTRAL: 3-0 • SEC: 0-0

Date	Opponent	IP	H	R	ER	BB	SO	2B	3B	HR	WP	BK	HBP	DP	IBB	Score	W	L	SV	ERA
Feb. 20	vs. #3 Texas Tech	9.0	9	9	9	7	10	2	0	1	2	1	3	1	0	13-9	1	0	0	9.00
Feb. 21	vs. #9 Texas	9.0	2	0	0	2	15	0	0	0	0	0	3	0	0	4-0	1	0	1	4.50
Feb. 22	vs. #10 TCU	9.0	2	1	1	4	18	0	0	0	0	0	2	1	0	4-1	1	0	1	3.33
Feb. 25	SEMO	10.0	9	5	5	3	10	0	1	0	0	1	1	1	0	6-5	1	0	0	3.65
Feb. 26	SEMO	9.0	5	3	2	6	8	0	0	0	2	0	0	1	0	7-3	1	0	0	3.33
	Totals	46.0	27	18	17	22	61	2	1	1	4	2	9	4	0	34-18	5	0	2	3.33



26 ETHAN BATES

SEASON HIGHS

Category	High	Opponent (Last)	Date
Hits	--	--	--
Runs	--	--	--
Doubles	--	--	--
Triples	--	--	--
Home Runs	--	--	--
RBI	--	--	--
Walks	--	--	--
Stolen Bases	--	--	--

CAREER HIGHS

Category	High	Opponent (Last)	Date
Hits	--	--	--
Runs	--	--	--
Doubles	--	--	--
Triples	--	--	--
Home Runs	--	--	--
RBI	--	--	--
Walks	--	--	--
Stolen Bases	--	--	--

25 CHRISTIAN FRANKLIN

SEASON HIGHS

Category	High	Opponent (Last)	Date
Hits	1	4x (SEMO)	2/26/21
Runs	1	4x (SEMO)	2/26/21
Doubles	--	--	--
Triples	1	vs. #10 TCU	2/22/21
Home Runs	1	2x (SEMO)	2/26/21
RBI	2	SEMO	2/25/21
Walks	1	3x (SEMO)	2/25/21
Stolen Bases	--	--	--

CAREER HIGHS

Category	High	Opponent (Last)	Date
Hits	4	#18 Tennessee	4/27/19
Runs	3	#18 Tennessee	4/27/19
Doubles	1	9x (Gonzaga)	2/21/20
Triples	1	2x (vs. #10 TCU)	2/22/21
Home Runs	1	8x (Gonzaga)	2/23/20
RBI	4	at #9 Texas	3/19/19
Walks	3	at USC	2/22/19
Stolen Bases	2	at USC	2/21/19

4 JALEN BATTLES

SEASON HIGHS

Category	High	Opponent (Last)	Date
Hits	3	vs. #3 Texas Tech	2/20/21
Runs	2	vs. #3 Texas Tech	2/20/21
Doubles	1	vs. #3 Texas Tech	2/20/21
Triples	--	--	--
Home Runs	--	--	--
RBI	3	vs. #3 Texas Tech	2/20/21
Walks	--	--	--
Stolen Bases	--	--	--

CAREER HIGHS (AT ARKANSAS)

Category	High	Opponent (Last)	Date
Hits	3	vs. #3 Texas Tech	2/20/21
Runs	2	vs. #3 Texas Tech	2/20/21
Doubles	1	vs. #3 Texas Tech	2/20/21
Triples	--	--	--
Home Runs	--	--	--
RBI	3	vs. #3 Texas Tech	2/20/21
Walks	--	--	--
Stolen Bases	--	--	--

10 MATT GOODHEART

SEASON HIGHS

Category	High	Opponent (Last)	Date
Hits	--	--	--
Runs	--	--	--
Doubles	--	--	--
Triples	--	--	--
Home Runs	--	--	--
RBI	--	--	--
Walks	--	--	--
Stolen Bases	--	--	--

CAREER HIGHS (AT ARKANSAS)

Category	High	Opponent (Last)	Date
Hits	3	7x (Gonzaga)	2/23/20
Runs	3	2x (Northwestern St.)	4/23/19
Doubles	2	4x (#14 Ole Miss)	6/9/19
Triples	1	2x (#2 Mississippi St.)	4/19/19
Home Runs	1	6x (Eastern Illinois)	2/15/20
RBI	4	Oral Roberts	4/9/19
Walks	3	2x (#2 Miss. State)	4/19/19
Stolen Bases	1	4x (at Missouri St.)	3/26/19



||| HITTERS

3 ZACK GREGORY

SEASON HIGHS

Category	High	Opponent (Last)	Date
Hits	1	2x (SEMO)	2/25/21
Runs	1	SEMO	2/25/21
Doubles	--	--	--
Triples	--	--	--
Home Runs	--	--	--
RBI's	--	--	--
Walks	--	--	--
Stolen Bases	--	--	--

CAREER HIGHS

Category	High	Opponent (Last)	Date
Hits	2	Gonzaga	2/22/20
Runs	1	2x (SEMO)	2/25/21
Doubles	--	--	--
Triples	--	--	--
Home Runs	--	--	--
RBI's	--	--	--
Walks	1	2x (Gonzaga)	2/22/20
Stolen Bases	--	--	--

1 ROBERT MOORE

SEASON HIGHS

Category	High	Opponent (Last)	Date
Hits	2	2x (SEMO)	2/26/21
Runs	2	SEMO	2/26/21
Doubles	--	--	--
Triples	--	--	--
Home Runs	--	--	--
RBI's	2	SEMO	2/26/21
Walks	2	vs. #3 Texas Tech	2/20/21
Stolen Bases	2	vs. #3 Texas Tech	2/20/21

CAREER HIGHS

Category	High	Opponent (Last)	Date
Hits	3	Gonzaga	2/22/20
Runs	2	Gonzaga	2/22/20
Doubles	1	Gonzaga	2/20/20
Triples	--	--	--
Home Runs	1	Gonzaga	2/22/20
RBI's	3	Gonzaga	2/22/20
Walks	2	2x (vs. #3 Texas Tech)	2/20/21
Stolen Bases	2	vs. #3 Texas Tech	2/20/21

15 DYLAN LEACH

SEASON HIGHS

Category	High	Opponent (Last)	Date
Hits	1	SEMO	2/26/21
Runs	1	SEMO	2/26/21
Doubles	--	--	--
Triples	--	--	--
Home Runs	--	--	--
RBI's	--	--	--
Walks	--	--	--
Stolen Bases	--	--	--

CAREER HIGHS

Category	High	Opponent (Last)	Date
Hits	1	SEMO	2/26/21
Runs	1	SEMO	2/26/21
Doubles	--	--	--
Triples	--	--	--
Home Runs	--	--	--
RBI's	--	--	--
Walks	--	--	--
Stolen Bases	--	--	--

5 JACOB NESBIT

SEASON HIGHS

Category	High	Opponent (Last)	Date
Hits	--	--	--
Runs	1	vs. #3 Texas Tech	2/20/21
Doubles	--	--	--
Triples	--	--	--
Home Runs	--	--	--
RBI's	--	--	--
Walks	1	3x (vs. #10 TCU)	2/22/21
Stolen Bases	--	--	--

CAREER HIGHS

Category	High	Opponent (Last)	Date
Hits	3	3x (Eastern Illinois)	2/15/20
Runs	2	4x (#15 LSU)	5/9/19
Doubles	1	9x (Eastern Illinois)	2/16/20
Triples	--	--	--
Home Runs	1	at Alabama	3/22/19
RBI's	6	#18 Tennessee	4/26/19
Walks	2	3x (at Kentucky)	5/5/19
Stolen Bases	1	5x (at #15 Auburn)	4/6/19

12 CASEY OPITZ

SEASON HIGHS

Category	High	Opponent (Last)	Date
Hits	2	SEMO	2/25/21
Runs	3	vs. #3 Texas Tech	2/20/21
Doubles	1	2x (SEMO)	2/25/21
Triples	--	--	--
Home Runs	--	--	--
RBIs	1	vs. #10 TCU	2/22/21
Walks	3	vs. #3 Texas Tech	2/20/21
Stolen Bases	--	--	--

CAREER HIGHS

Category	High	Opponent (Last)	Date
Hits	4	at #6 Vanderbilt	4/14/19
Runs	3	3x (vs. #3 Texas Tech)	2/20/21
Doubles	1	10x (SEMO)	2/25/21
Triples	1	Gonzaga	2/21/20
Home Runs	1	4x (Gonzaga)	2/21/20
RBIs	4	#14 Ole Miss	6/10/19
Walks	3	2x (vs. #3 Texas Tech)	2/20/21
Stolen Bases	1	5x (#14 Ole Miss)	6/10/19

14 CULLEN SMITH

SEASON HIGHS

Category	High	Opponent (Last)	Date
Hits	1	4x (SEMO)	2/25/21
Runs	2	2x (vs. #9 Texas)	2/21/21
Doubles	--	--	--
Triples	--	--	--
Home Runs	--	--	--
RBIs	1	3x (SEMO)	2/25/21
Walks	2	vs. #3 Texas Tech	2/20/21
Stolen Bases	--	--	--

CAREER HIGHS (AT ARKANSAS)

Category	High	Opponent (Last)	Date
Hits	1	4x (SEMO)	2/25/21
Runs	2	2x (vs. #9 Texas)	2/21/21
Doubles	--	--	--
Triples	--	--	--
Home Runs	--	--	--
RBIs	1	3x (SEMO)	2/25/21
Walks	2	vs. #3 Texas Tech	2/20/21
Stolen Bases	--	--	--

17 BRADY SLAVENS

SEASON HIGHS

Category	High	Opponent (Last)	Date
Hits	2	2x (vs. #10 TCU)	2/22/21
Runs	2	vs. #3 Texas Tech	2/20/21
Doubles	--	--	--
Triples	1	SEMO	2/26/21
Home Runs	1	2x (SEMO)	2/25/21
RBIs	4	vs. #9 Texas	2/21/21
Walks	--	--	--
Stolen Bases	--	--	--

CAREER HIGHS (AT ARKANSAS)

Category	High	Opponent (Last)	Date
Hits	2	2x (vs. #10 TCU)	2/22/21
Runs	2	vs. #3 Texas Tech	2/20/21
Doubles	--	--	--
Triples	1	SEMO	2/26/21
Home Runs	1	2x (SEMO)	2/25/21
RBIs	4	vs. #9 Texas	2/21/21
Walks	--	--	--
Stolen Bases	--	--	--

11 CASON TOLLETT

SEASON HIGHS

Category	High	Opponent (Last)	Date
Hits	--	--	--
Runs	--	--	--
Doubles	--	--	--
Triples	--	--	--
Home Runs	--	--	--
RBIs	--	--	--
Walks	--	--	--
Stolen Bases	--	--	--

CAREER HIGHS

Category	High	Opponent (Last)	Date
Hits	--	--	--
Runs	--	--	--
Doubles	--	--	--
Triples	--	--	--
Home Runs	--	--	--
RBIs	--	--	--
Walks	--	--	--
Stolen Bases	--	--	--



7 CAYDEN WALLACE

SEASON HIGHS

Category	High	Opponent (Last)	Date
Hits	1	vs. #3 Texas Tech	2/20/21
Runs	2	vs. #3 Texas Tech	2/20/21
Doubles	--	--	--
Triples	--	--	--
Home Runs	1	SEMO	2/26/21
RBIs	2	SEMO	2/26/21
Walks	2	SEMO	2/25/21
Stolen Bases	--	--	--

CAREER HIGHS

Category	High	Opponent (Last)	Date
Hits	1	vs. #3 Texas Tech	2/20/21
Runs	2	vs. #3 Texas Tech	2/20/21
Doubles	--	--	--
Triples	--	--	--
Home Runs	1	SEMO	2/26/21
RBIs	2	SEMO	2/26/21
Walks	2	SEMO	2/25/21
Stolen Bases	--	--	--

19 CHARLIE WELCH

SEASON HIGHS

Category	High	Opponent (Last)	Date
Hits	1	SEMO	2/26/21
Runs	1	SEMO	2/26/21
Doubles	--	--	--
Triples	--	--	--
Home Runs	1	SEMO	2/26/21
RBIs	2	SEMO	2/26/21
Walks	--	--	--
Stolen Bases	--	--	--

CAREER HIGHS (AT ARKANSAS)

Category	High	Opponent (Last)	Date
Hits	1	SEMO	2/26/21
Runs	1	SEMO	2/26/21
Doubles	--	--	--
Triples	--	--	--
Home Runs	1	SEMO	2/26/21
RBIs	2	SEMO	2/26/21
Walks	--	--	--
Stolen Bases	--	--	--

8 BRAYDON WEBB

SEASON HIGHS

Category	High	Opponent (Last)	Date
Hits	1	vs. #3 Texas Tech	2/20/21
Runs	--	--	--
Doubles	--	--	--
Triples	--	--	--
Home Runs	--	--	--
RBIs	2	vs. #3 Texas Tech	2/20/21
Walks	1	3x (vs. #10 TCU)	2/21/21
Stolen Bases	1	2x (SEMO)	2/26/21

CAREER HIGHS (AT ARKANSAS)

Category	High	Opponent (Last)	Date
Hits	3	vs. Baylor	3/01/20
Runs	3	vs. Eastern Illinois	2/16/20
Doubles	--	--	--
Triples	--	--	--
Home Runs	1	vs. Eastern Illinois	2/16/20
RBIs	2	2x (vs. #3 Texas Tech)	2/20/21
Walks	2	3x (South Alabama)	3/7/20
Stolen Bases	2	South Alabama	3/7/20

16 ZAC WHITE

SEASON HIGHS

Category	High	Opponent (Last)	Date
Hits	--	--	--
Runs	--	--	--
Doubles	--	--	--
Triples	--	--	--
Home Runs	--	--	--
RBIs	--	--	--
Walks	--	--	--
Stolen Bases	--	--	--

CAREER HIGHS

Category	High	Opponent (Last)	Date
Hits	--	--	--
Runs	--	--	--
Doubles	--	--	--
Triples	--	--	--
Home Runs	--	--	--
RBIs	--	--	--
Walks	--	--	--
Stolen Bases	--	--	--

38 MARK ADAMIAK**SEASON HIGHS**

Category	High	Opponent (Last)	Date
Innings	--	--	--
Longest Start	--	--	--
Shortest Start	--	--	--
Longest Relief	--	--	--
Hits	--	--	--
Runs	--	--	--
Earned Runs	--	--	--
Walks	--	--	--
Strikeouts	--	--	--

CAREER HIGHS

Category	High	Opponent (Last)	Date
Innings	1.1	South Alabama	3/6/20
Longest Start	--	--	--
Shortest Start	--	--	--
Longest Relief	1.1	South Alabama	3/6/20
Hits	2	South Alabama	3/6/20
Runs	1	South Alabama	3/6/20
Earned Runs	3	South Alabama	3/6/20
Walks	--	--	--
Strikeouts	1	South Alabama	3/6/20

31 CALEB BOLDEN**SEASON HIGHS**

Category	High	Opponent (Last)	Date
Innings	4.0	vs. #9 Texas	2/21/21
Longest Start	--	--	--
Shortest Start	0.1	SEMO	2/25/21
Longest Relief	4.0	vs. #9 Texas	2/21/21
Hits	1	SEMO	2/25/21
Runs	3	SEMO	2/25/21
Earned Runs	3	SEMO	2/25/21
Walks	2	SEMO	2/25/21
Strikeouts	7	vs. #9 Texas	2/21/21

CAREER HIGHS

Category	High	Opponent (Last)	Date
Innings	7.0	ULM	4/4/18
Longest Start	7.0	ULM	4/4/18
Shortest Start	0.1	SEMO	2/25/21
Longest Relief	4.0	2x (vs. #9 Texas)	2/21/21
Hits	7	2x (ULM)	4/4/18
Runs	3	4x (SEMO)	2/25/21
Earned Runs	3	4x (SEMO)	2/25/21
Walks	3	2x (South Alabama)	3/7/20
Strikeouts	7	vs. #9 Texas	2/21/21

27 BLAKE ADAMS**SEASON HIGHS**

Category	High	Opponent (Last)	Date
Innings	--	--	--
Longest Start	--	--	--
Shortest Start	--	--	--
Longest Relief	--	--	--
Hits	--	--	--
Runs	--	--	--
Earned Runs	--	--	--
Walks	--	--	--
Strikeouts	--	--	--

CAREER HIGHS

Category	High	Opponent (Last)	Date
Innings	3.0	Eastern Illinois	2/16/20
Longest Start	3.0	Eastern Illinois	2/16/20
Shortest Start	3.0	Eastern Illinois	2/16/20
Longest Relief	--	--	--
Hits	6	Eastern Illinois	2/16/20
Runs	3	Gonzaga	2/23/20
Earned Runs	3	Gonzaga	2/23/20
Walks	3	Illinois State	3/3/20
Strikeouts	2	2x (Illinois State)	3/3/20

59 ISSAC BRACKEN**SEASON HIGHS**

Category	High	Opponent (Last)	Date
Innings	--	--	--
Longest Start	--	--	--
Shortest Start	--	--	--
Longest Relief	--	--	--
Hits	--	--	--
Runs	--	--	--
Earned Runs	--	--	--
Walks	--	--	--
Strikeouts	--	--	--

CAREER HIGHS (AT ARKANSAS)

Category	High	Opponent (Last)	Date
Innings	--	--	--
Longest Start	--	--	--
Shortest Start	--	--	--
Longest Relief	--	--	--
Hits	--	--	--
Runs	--	--	--
Earned Runs	--	--	--
Walks	--	--	--
Strikeouts	--	--	--



||| PITCHERS

21 JACOB BURTON

SEASON HIGHS

Category	High	Opponent (Last)	Date
Innings	--	--	--
Longest Start	--	--	--
Shortest Start	--	--	--
Longest Relief	--	--	--
Hits	--	--	--
Runs	--	--	--
Earned Runs	--	--	--
Walks	--	--	--
Strikeouts	--	--	--

CAREER HIGHS

Category	High	Opponent (Last)	Date
Innings	2.0	2x (vs. Texas)	2/29/20
Longest Start	--	--	--
Shortest Start	--	--	--
Longest Relief	2.0	2x (vs. Texas)	2/29/20
Hits	3	Eastern Illinois	2/16/19
Runs	3	Eastern Illinois	2/16/19
Earned Runs	3	Eastern Illinois	2/16/19
Walks	2	2x (vs. Texas)	2/19/20
Strikeouts	3	vs. Texas	2/29/20

35 RYAN COSTEIU

SEASON HIGHS

Category	High	Opponent (Last)	Date
Innings	1.0	2x (vs. #10 TCU)	2/22/21
Longest Start	--	--	--
Shortest Start	--	--	--
Longest Relief	1.0	2x (vs. #10 TCU)	2/22/21
Hits	0	2x (vs. #10 TCU)	2/22/21
Runs	2	vs. #3 Texas Tech	2/20/21
Earned Runs	2	vs. #3 Texas Tech	2/20/21
Walks	0	3x (SEMO)	2/25/21
Strikeouts	2	2x (vs. #10 TCU)	2/22/21

CAREER HIGHS (AT ARKANSAS)

Category	High	Opponent (Last)	Date
Innings	1.0	2x (vs. #10 TCU)	2/22/21
Longest Start	--	--	--
Shortest Start	--	--	--
Longest Relief	1.0	2x (vs. #10 TCU)	2/22/21
Hits	0	2x (vs. #10 TCU)	2/22/21
Runs	2	vs. #3 Texas Tech	2/20/21
Earned Runs	2	vs. #3 Texas Tech	2/20/21
Walks	0	3x (SEMO)	2/25/21
Strikeouts	2	2x (vs. #10 TCU)	2/22/21

46 TYLER CACCIATORI

SEASON HIGHS

Category	High	Opponent (Last)	Date
Innings	--	--	--
Longest Start	--	--	--
Shortest Start	--	--	--
Longest Relief	--	--	--
Hits	--	--	--
Runs	--	--	--
Earned Runs	--	--	--
Walks	--	--	--
Strikeouts	--	--	--

CAREER HIGHS

Category	High	Opponent (Last)	Date
Innings	--	--	--
Longest Start	--	--	--
Shortest Start	--	--	--
Longest Relief	--	--	--
Hits	--	--	--
Runs	--	--	--
Earned Runs	--	--	--
Walks	--	--	--
Strikeouts	--	--	--

58 EVAN GRAY

SEASON HIGHS

Category	High	Opponent (Last)	Date
Innings	1.0	SEMO	2/25/21
Longest Start	--	--	--
Shortest Start	--	--	--
Longest Relief	1.0	SEMO	2/25/21
Hits	1	SEMO	2/25/21
Runs	0	SEMO	2/25/21
Earned Runs	0	SEMO	2/25/21
Walks	0	SEMO	2/25/21
Strikeouts	1	SEMO	2/25/21

CAREER HIGHS

Category	High	Opponent (Last)	Date
Innings	1.0	SEMO	2/25/21
Longest Start	--	--	--
Shortest Start	--	--	--
Longest Relief	1.0	SEMO	2/25/21
Hits	1	SEMO	2/25/21
Runs	0	SEMO	2/25/21
Earned Runs	0	SEMO	2/25/21
Walks	0	SEMO	2/25/21
Strikeouts	1	SEMO	2/25/21

34 NICK GRIFFIN**SEASON HIGHS**

Category	High	Opponent (Last)	Date
Innings	--	--	--
Longest Start	--	--	--
Shortest Start	--	--	--
Longest Relief	--	--	--
Hits	--	--	--
Runs	--	--	--
Earned Runs	--	--	--
Walks	--	--	--
Strikeouts	--	--	--

CAREER HIGHS

Category	High	Opponent (Last)	Date
Innings	--	--	--
Longest Start	--	--	--
Shortest Start	--	--	--
Longest Relief	--	--	--
Hits	--	--	--
Runs	--	--	--
Earned Runs	--	--	--
Walks	--	--	--
Strikeouts	--	--	--

18 LAEL LOCKHART**SEASON HIGHS**

Category	High	Opponent (Last)	Date
Innings	4.1	vs. #10 TCU	2/22/21
Longest Start	4.1	vs. #10 TCU	2/22/21
Shortest Start	--	--	--
Longest Relief	--	--	--
Hits	2	vs. #10 TCU	2/22/21
Runs	1	vs. #10 TCU	2/22/21
Earned Runs	1	vs. #10 TCU	2/22/21
Walks	2	vs. #10 TCU	2/22/21
Strikeouts	8	vs. #10 TCU	2/22/21

CAREER HIGHS (AT ARKANSAS)

Category	High	Opponent (Last)	Date
Innings	4.1	vs. #10 TCU	2/22/21
Longest Start	4.1	vs. #10 TCU	2/22/21
Shortest Start	--	--	--
Longest Relief	--	--	--
Hits	2	vs. #10 TCU	2/22/21
Runs	1	vs. #10 TCU	2/22/21
Earned Runs	1	vs. #10 TCU	2/22/21
Walks	2	vs. #10 TCU	2/22/21
Strikeouts	8	vs. #10 TCU	2/22/21

45 KEVIN KOPPS**SEASON HIGHS**

Category	High	Opponent (Last)	Date
Innings	2.0	vs. #10 TCU	2/22/21
Longest Start	--	--	--
Shortest Start	--	--	--
Longest Relief	2.0	vs. #10 TCU	2/22/21
Hits	1	SEMO	2/26/21
Runs	0	vs. #3 Texas Tech	2/20/21
Earned Runs	0	vs. #3 Texas Tech	2/20/21
Walks	2	vs. #10 TCU	2/22/21
Strikeouts	5	vs. #10 TCU	2/22/21

CAREER HIGHS

Category	High	Opponent (Last)	Date
Innings	5.2	Georgia	4/15/17
Longest Start	3.1	2x (Bryant)	2/26/17
Shortest Start	2.0	2x (Missouri State)	6/4/17
Longest Relief	5.2	Georgia	4/15/17
Hits	5	4x (Illinois State)	3/3/20
Runs	4	#14 Ole Miss	6/9/19
Earned Runs	4	#14 Ole Miss	6/9/19
Walks	3	2x (at Missouri)	3/26/17
Strikeouts	5	3x (vs. #10 TCU)	2/22/21

50 MATTHEW MAGRE**SEASON HIGHS**

Category	High	Opponent (Last)	Date
Innings	--	--	--
Longest Start	--	--	--
Shortest Start	--	--	--
Longest Relief	--	--	--
Hits	--	--	--
Runs	--	--	--
Earned Runs	--	--	--
Walks	--	--	--
Strikeouts	--	--	--

CAREER HIGHS

Category	High	Opponent (Last)	Date
Innings	--	--	--
Longest Start	--	--	--
Shortest Start	--	--	--
Longest Relief	--	--	--
Hits	--	--	--
Runs	--	--	--
Earned Runs	--	--	--
Walks	--	--	--
Strikeouts	--	--	--



||| PITCHERS

41 WILL McENTIRE

SEASON HIGHS			
Category	High	Opponent (Last)	Date
Innings	--	--	--
Longest Start	--	--	--
Shortest Start	--	--	--
Longest Relief	--	--	--
Hits	--	--	--
Runs	--	--	--
Earned Runs	--	--	--
Walks	--	--	--
Strikeouts	--	--	--

CAREER HIGHS			
Category	High	Opponent (Last)	Date
Innings	6.0	Grand Canyon	3/10/20
Longest Start	6.0	Grand Canyon	3/10/20
Shortest Start	6.0	Grand Canyon	3/10/20
Longest Relief	2.0	South Alabama	3/7/20
Hits	7	Grand Canyon	3/10/20
Runs	1	Grand Canyon	3/10/20
Earned Runs	1	Grand Canyon	3/10/20
Walks	--	--	--
Strikeouts	4	South Alabama	3/7/20

32 ZACK MORRIS

SEASON HIGHS			
Category	High	Opponent (Last)	Date
Innings	--	--	--
Longest Start	--	--	--
Shortest Start	--	--	--
Longest Relief	--	--	--
Hits	--	--	--
Runs	--	--	--
Earned Runs	--	--	--
Walks	--	--	--
Strikeouts	--	--	--

CAREER HIGHS			
Category	High	Opponent (Last)	Date
Innings	2.0	Gonzaga	2/23/20
Longest Start	--	--	--
Shortest Start	--	--	--
Longest Relief	2.1	Grand Canyon	3/11/20
Hits	2	Gonzaga	2/23/20
Runs	1	2x (Illinois State)	3/3/20
Earned Runs	1	2x (Illinois State)	3/3/20
Walks	--	--	--
Strikeouts	--	--	--

27 CADEN MONKE

SEASON HIGHS			
Category	High	Opponent (Last)	Date
Innings	3.0	SEMO	2/25/21
Longest Start	--	--	--
Shortest Start	--	--	--
Longest Relief	3.0	SEMO	2/25/21
Hits	3	SEMO	2/25/21
Runs	2	2x (SEMO)	2/25/21
Earned Runs	2	SEMO	2/25/21
Walks	0	3x (SEMO)	2/25/21
Strikeouts	3	SEMO	2/25/21

CAREER HIGHS			
Category	High	Opponent (Last)	Date
Innings	3.0	SEMO	2/25/21
Longest Start	--	--	--
Shortest Start	--	--	--
Longest Relief	3.0	SEMO	2/25/21
Hits	5	Stony Brook	3/1/19
Runs	3	2x (Stony Brook)	3/1/19
Earned Runs	3	2x (Stony Brook)	3/1/19
Walks	3	at #9 Texas	3/20/19
Strikeouts	3	4x (SEMO)	2/25/21

13 CONNOR NOLAND

SEASON HIGHS			
Category	High	Opponent (Last)	Date
Innings	4.2	SEMO	2/26/21
Longest Start	--	--	--
Shortest Start	--	--	--
Longest Relief	4.2	SEMO	2/26/21
Hits	2	SEMO	2/26/21
Runs	1	SEMO	2/26/21
Earned Runs	0	SEMO	2/26/21
Walks	0	SEMO	2/26/21
Strikeouts	5	SEMO	2/26/21

CAREER HIGHS			
Category	High	Opponent (Last)	Date
Innings	7.2	#2 Mississippi State	4/20/19
Longest Start	7.2	#2 Mississippi State	4/20/19
Shortest Start	0.0	at #6 Vanderbilt	4/13/19
Longest Relief	4.2	SEMO	2/26/21
Hits	7	#21 Ole Miss	3/30/19
Runs	5	at #6 Vanderbilt	4/13/19
Earned Runs	5	at #6 Vanderbilt	4/13/19
Walks	3	Gonzaga	2/21/20
Strikeouts	11	Eastern Illinois	2/14/20

36 PEYTON PALLETTE

SEASON HIGHS

Category	High	Opponent (Last)	Date
Innings	4.1	vs. #9 Texas	2/21/21
Longest Start	4.1	vs. #9 Texas	2/21/21
Shortest Start	--	--	--
Longest Relief	--	--	--
Hits	1	vs. #9 Texas	2/21/21
Runs	0	vs. #9 Texas	2/21/21
Earned Runs	0	vs. #9 Texas	2/21/21
Walks	1	vs. #9 Texas	2/21/21
Strikeouts	8	vs. #9 Texas	2/21/21

CAREER HIGHS

Category	High	Opponent (Last)	Date
Innings	4.1	vs. #9 Texas	2/21/21
Longest Start	4.1	vs. #9 Texas	2/21/21
Shortest Start	--	--	--
Longest Relief	3.0	Eastern Illinois	2/15/20
Hits	3	South Alabama	3/6/20
Runs	2	South Alabama	3/6/20
Earned Runs	1	Eastern Illinois	2/15/20
Walks	2	Grand Canyon	3/11/20
Strikeouts	8	vs. #9 Texas	2/21/21

48 KOLE RAMAGE

SEASON HIGHS

Category	High	Opponent (Last)	Date
Innings	0.0	vs. #3 Texas Tech	2/20/21
Longest Start	--	--	--
Shortest Start	--	--	--
Longest Relief	0.0	vs. #3 Texas Tech	2/20/21
Hits	--	--	--
Runs	1	vs. #3 Texas Tech	2/20/21
Earned Runs	1	vs. #3 Texas Tech	2/20/21
Walks	1	vs. #3 Texas Tech	2/20/21
Strikeouts	--	--	--

CAREER HIGHS

Category	High	Opponent (Last)	Date
Innings	5.0	2x (vs. Baylor)	3/1/20
Longest Start	5.0	2x (vs. Baylor)	3/1/20
Shortest Start	1.2	#4 Kentucky	3/17/18
Longest Relief	4.2	at #15 Auburn	4/5/19
Hits	7	at #6 Vanderbilt	4/13/19
Runs	7	at #6 Vanderbilt	4/13/19
Earned Runs	7	at #6 Vanderbilt	4/13/19
Walks	6	#14 Ole Miss	6/9/19
Strikeouts	7	Grambling State	4/30/19

43 MILLER PLEIMANN

SEASON HIGHS

Category	High	Opponent (Last)	Date
Innings	--	--	--
Longest Start	--	--	--
Shortest Start	--	--	--
Longest Relief	--	--	--
Hits	--	--	--
Runs	--	--	--
Earned Runs	--	--	--
Walks	--	--	--
Strikeouts	--	--	--

CAREER HIGHS

Category	High	Opponent (Last)	Date
Innings	--	--	--
Longest Start	--	--	--
Shortest Start	--	--	--
Longest Relief	--	--	--
Hits	--	--	--
Runs	--	--	--
Earned Runs	--	--	--
Walks	--	--	--
Strikeouts	--	--	--

57 NATHAN RINTZ

SEASON HIGHS

Category	High	Opponent (Last)	Date
Innings	--	--	--
Longest Start	--	--	--
Shortest Start	--	--	--
Longest Relief	--	--	--
Hits	--	--	--
Runs	--	--	--
Earned Runs	--	--	--
Walks	--	--	--
Strikeouts	--	--	--

CAREER HIGHS

Category	High	Opponent (Last)	Date
Innings	--	--	--
Longest Start	--	--	--
Shortest Start	--	--	--
Longest Relief	--	--	--
Hits	--	--	--
Runs	--	--	--
Earned Runs	--	--	--
Walks	--	--	--
Strikeouts	--	--	--



40 COREY SPAIN

SEASON HIGHS

Category	High	Opponent (Last)	Date
Innings	--	--	--
Longest Start	--	--	--
Shortest Start	--	--	--
Longest Relief	--	--	--
Hits	--	--	--
Runs	--	--	--
Earned Runs	--	--	--
Walks	--	--	--
Strikeouts	--	--	--

CAREER HIGHS

Category	High	Opponent (Last)	Date
Innings	--	--	--
Longest Start	--	--	--
Shortest Start	--	--	--
Longest Relief	--	--	--
Hits	--	--	--
Runs	--	--	--
Earned Runs	--	--	--
Walks	--	--	--
Strikeouts	--	--	--

55 GABRIEL STARKS

SEASON HIGHS

Category	High	Opponent (Last)	Date
Innings	--	--	--
Longest Start	--	--	--
Shortest Start	--	--	--
Longest Relief	--	--	--
Hits	--	--	--
Runs	--	--	--
Earned Runs	--	--	--
Walks	--	--	--
Strikeouts	--	--	--

CAREER HIGHS

Category	High	Opponent (Last)	Date
Innings	--	--	--
Longest Start	--	--	--
Shortest Start	--	--	--
Longest Relief	--	--	--
Hits	--	--	--
Runs	--	--	--
Earned Runs	--	--	--
Walks	--	--	--
Strikeouts	--	--	--

52 LOUIS STALLONE

SEASON HIGHS

Category	High	Opponent (Last)	Date
Innings	--	--	--
Longest Start	--	--	--
Shortest Start	--	--	--
Longest Relief	--	--	--
Hits	--	--	--
Runs	--	--	--
Earned Runs	--	--	--
Walks	--	--	--
Strikeouts	--	--	--

CAREER HIGHS

Category	High	Opponent (Last)	Date
Innings	--	--	--
Longest Start	--	--	--
Shortest Start	--	--	--
Longest Relief	--	--	--
Hits	--	--	--
Runs	--	--	--
Earned Runs	--	--	--
Walks	--	--	--
Strikeouts	--	--	--

58 EVAN TAYLOR

SEASON HIGHS

Category	High	Opponent (Last)	Date
Innings	0.2	vs. #10 TCU	2/22/21
Longest Start	--	--	--
Shortest Start	--	--	--
Longest Relief	0.2	vs. #10 TCU	2/22/21
Hits	0	2x (SEMO)	2/26/21
Runs	0	2x (SEMO)	2/26/21
Earned Runs	0	2x (SEMO)	2/26/21
Walks	2	SEMO	2/26/21
Strikeouts	0	2x (SEMO)	2/26/21

CAREER HIGHS

Category	High	Opponent (Last)	Date
Innings	2.0	Western Illinois	3/13/19
Longest Start	--	--	--
Shortest Start	--	--	--
Longest Relief	2.0	Western Illinois	3/13/19
Hits	2	at #9 Texas	3/20/19
Runs	3	at Alabama	3/22/19
Earned Runs	3	at Alabama	3/22/19
Walks	2	3x (#21 Ole Miss)	3/3/19
Strikeouts	4	Western Illinois	3/13/19

48 HESTON TOLE

SEASON HIGHS

Category	High	Opponent (Last)	Date
Innings	--	--	--
Longest Start	--	--	--
Shortest Start	--	--	--
Longest Relief	--	--	--
Hits	--	--	--
Runs	--	--	--
Earned Runs	--	--	--
Walks	--	--	--
Strikeouts	--	--	--

CAREER HIGHS

Category	High	Opponent (Last)	Date
Innings	--	--	--
Longest Start	--	--	--
Shortest Start	--	--	--
Longest Relief	--	--	--
Hits	--	--	--
Runs	--	--	--
Earned Runs	--	--	--
Walks	--	--	--
Strikeouts	--	--	--

88 ZEBULON VERMILLION

SEASON HIGHS

Category	High	Opponent (Last)	Date
Innings	4.0	vs. #3 Texas Tech	2/20/21
Longest Start	4.0	vs. #3 Texas Tech	2/20/21
Shortest Start	3.0	SEMO	2/26/21
Longest Relief	--	--	--
Hits	3	vs. #3 Texas Tech	2/20/21
Runs	2	2x (SEMO)	2/26/21
Earned Runs	2	2x (SEMO)	2/26/21
Walks	4	SEMO	2/26/21
Strikeouts	4	vs. #3 Texas Tech	2/20/21

CAREER HIGHS

Category	High	Opponent (Last)	Date
Innings	4.0	vs. #3 Texas Tech	2/20/21
Longest Start	4.0	vs. #3 Texas Tech	2/20/21
Shortest Start	3.0	SEMO	2/26/21
Longest Relief	3.0	3x (South Alabama)	3/8/20
Hits	4	Ole Miss	3/31/19
Runs	3	Ole Miss	3/31/19
Earned Runs	3	Ole Miss	3/31/19
Walks	4	SEMO	2/26/21
Strikeouts	6	South Alabama	3/8/20

20 ELIJAH TREST

SEASON HIGHS

Category	High	Opponent (Last)	Date
Innings	3.0	vs. #3 Texas Tech	2/20/21
Longest Start	--	--	--
Shortest Start	--	--	--
Longest Relief	3.0	vs. #3 Texas Tech	2/20/21
Hits	2	vs. #3 Texas Tech	2/20/21
Runs	1	vs. #3 Texas Tech	2/20/21
Earned Runs	1	vs. #3 Texas Tech	2/20/21
Walks	1	vs. #3 Texas Tech	2/20/21
Strikeouts	4	vs. #3 Texas Tech	2/20/21

CAREER HIGHS

Category	High	Opponent (Last)	Date
Innings	3.0	3x (vs. #3 Texas Tech)	2/20/21
Longest Start	--	--	--
Shortest Start	--	--	--
Longest Relief	3.0	3x (vs. #3 Texas Tech)	2/20/21
Hits	2	5x (vs. #3 Texas Tech)	2/20/21
Runs	3	3x (#15 LSU)	5/10/19
Earned Runs	3	3x (#15 LSU)	5/10/19
Walks	3	Oral Roberts	4/9/19
Strikeouts	4	2x (vs. #3 Texas Tech)	2/20/21

33 PATRICK WICKLANDER

SEASON HIGHS

Category	High	Opponent (Last)	Date
Innings	4.0	SEMO	2/25/21
Longest Start	--	--	--
Shortest Start	--	--	--
Longest Relief	4.0	SEMO	2/25/21
Hits	4	SEMO	2/25/21
Runs	0	SEMO	2/25/21
Earned Runs	0	SEMO	2/25/21
Walks	1	SEMO	2/25/21
Strikeouts	4	SEMO	2/25/21

CAREER HIGHS

Category	High	Opponent (Last)	Date
Innings	6.0	Gonzaga	2/22/20
Longest Start	6.0	Gonzaga	2/22/20
Shortest Start	1.0	vs. Texas	2/29/20
Longest Relief	4.0	vs. SEMO	2/25/21
Hits	5	vs. Texas	2/29/20
Runs	7	South Alabama	3/6/20
Earned Runs	7	South Alabama	3/6/20
Walks	5	South Alabama	3/6/20
Strikeouts	7	2x (Gonzaga)	2/22/20



22 JAXON WIGGINS

SEASON HIGHS

Category	High	Opponent (Last)	Date
Innings	1.0	2x (SEMO)	2/25/21
Longest Start	--	--	--
Shortest Start	--	--	--
Longest Relief	1.0	2x (SEMO)	2/25/21
Hits	0	2x (SEMO)	2/25/21
Runs	0	2x (SEMO)	2/25/21
Earned Runs	0	2x (SEMO)	2/25/21
Walks	0	2x (SEMO)	2/25/21
Strikeouts	3	vs. #10 TCU	2/22/21

CAREER HIGHS

Category	High	Opponent (Last)	Date
Innings	1.0	2x (SEMO)	2/25/21
Longest Start	--	--	--
Shortest Start	--	--	--
Longest Relief	1.0	2x (SEMO)	2/25/21
Hits	0	2x (SEMO)	2/25/21
Runs	0	2x (SEMO)	2/25/21
Earned Runs	0	2x (SEMO)	2/25/21
Walks	0	2x (SEMO)	2/25/21
Strikeouts	3	vs. #10 TCU	2/22/21

49 NATE WOHLGEMUTH

SEASON HIGHS

Category	High	Opponent (Last)	Date
Innings	--	--	--
Longest Start	--	--	--
Shortest Start	--	--	--
Longest Relief	--	--	--
Hits	--	--	--
Runs	--	--	--
Earned Runs	--	--	--
Walks	--	--	--
Strikeouts	--	--	--

CAREER HIGHS

Category	High	Opponent (Last)	Date
Innings	--	--	--
Longest Start	--	--	--
Shortest Start	--	--	--
Longest Relief	--	--	--
Hits	--	--	--
Runs	--	--	--
Earned Runs	--	--	--
Walks	--	--	--
Strikeouts	--	--	--



Record: 5-0 Home: 2-0 Away: 0-0 Neutral: 3-0 Conference: 0-0

Player	avg	gp-gs	ab	r	h	2b	3b	hr	rbi	tb	slg%	bb	hp	so	gdp	ob%	sf	sh	sb-att	po	a	e	fld%
Casey Opitz	.357	5-4	14	5	5	2	0	0	1	7	.500	4	0	2	0	.500	0	0	0-0	53	5	1	.983
Brady Slavens	.333	5-5	21	6	7	0	1	2	5	15	.714	0	2	8	0	.391	0	0	0-0	23	3	0	1.000
Zack Gregory	.333	4-1	6	1	2	0	0	0	0	2	.333	0	2	3	0	.500	0	1	0-0	2	0	0	1.000
Dylan Leach	.333	1-1	3	1	1	0	0	0	0	1	.333	0	0	0	0	.333	0	0	0-0	6	0	0	1.000
Charlie Welch	.333	1-1	3	1	1	0	0	1	2	4	1.333	0	1	0	0	.500	0	0	0-0	0	0	0	.000
Jalen Battles	.318	5-5	22	4	7	1	0	0	5	8	.364	0	0	8	0	.318	0	0	0-0	6	16	1	.957
Cullen Smith	.294	5-5	17	4	5	0	0	0	3	5	.294	4	1	4	0	.435	1	0	0-1	14	4	0	1.000
Robert Moore	.238	5-5	21	3	5	0	0	1	3	8	.381	2	0	7	0	.292	1	0	2-2	5	13	0	1.000
Christian Franklin	.200	5-5	20	4	4	0	1	2	4	12	.600	3	0	7	0	.304	0	0	0-0	11	0	0	1.000
Cayden Wallace	.118	5-5	17	4	2	0	0	1	2	5	.294	5	0	5	0	.318	0	0	0-0	7	0	0	1.000
Braydon Webb	.063	5-5	16	0	1	0	0	0	2	1	.063	3	4	7	0	.348	0	0	2-2	6	0	0	1.000
Jacob Nesbit	.000	4-3	6	1	0	0	0	0	0	0	.000	3	0	5	0	.333	0	0	0-0	0	2	0	1.000
Zac White	.000	1-0	0	0	0	0	0	0	0	0	.000	0	0	0	0	.000	0	0	0-0	0	0	0	.000
Totals	.241	5	166	34	40	3	2	7	27	68	.410	24	10	56	0	.366	2	1	4-5	138	46	2	.989
Opponents	.169	5	160	18	27	2	1	1	16	34	.213	22	9	61	2	.304	0	0	8-10	130	33	1	.994

LOB - Team (39), Opp (35). DPs turned - Team (4). Picked off - Opitz 1.

(All games Sorted by Earned run avg)

Player	era	w-l	app	gs	cg	sho	sv	ip	h	r	er	bb	so	2b	3b	hr	b/avg	wp	hp	bk	sfa	sha
Connor Noland	0.00	1-0	1	0	0	0/0	0	4.2	2	1	0	0	5	0	0	0	.133	0	0	0	0	0
Peyton Palette	0.00	0-0	1	1	0	0/1	0	4.1	1	0	0	1	8	0	0	0	.071	0	2	0	0	0
Patrick Wicklander	0.00	0-0	1	0	0	0/0	0	4.0	4	0	0	1	3	0	1	0	.267	0	0	0	0	0
Jaxon Wiggins	0.00	1-0	2	0	0	0/0	0	2.0	0	0	0	0	5	0	0	0	.000	0	0	0	0	0
Evan Taylor	0.00	0-0	2	0	0	0/0	0	1.0	0	0	0	0	2	0	0	0	.000	2	0	0	0	0
Evan Gray	0.00	0-0	1	0	0	0/0	0	1.0	1	0	0	0	1	0	0	0	.250	0	0	0	0	0
Lael Lockhart	2.08	0-0	1	1	0	0/0	0	4.1	2	1	1	2	8	0	0	0	.133	0	2	0	0	0
Kevin Kopps	2.25	0-0	3	0	0	0/0	1	4.0	3	1	1	3	9	0	0	0	.200	1	0	0	0	0
Elijah Trest	3.00	1-0	1	0	0	0/0	0	3.0	2	1	1	1	4	1	0	1	.200	0	1	1	0	0
Zebulon Vermillion	5.14	0-0	2	2	0	0/0	0	7.0	5	4	4	6	5	1	0	0	.192	0	1	0	0	0
Caleb Bolden	6.23	0-0	2	1	0	0/1	1	4.1	1	3	3	3	7	0	0	0	.071	0	2	0	0	0
Ryan Costeu	6.75	1-0	3	0	0	0/0	0	2.2	0	2	2	2	3	0	0	0	.000	1	0	0	0	0
Caden Monke	9.82	1-0	3	0	0	0/1	0	3.2	6	4	4	0	3	0	0	0	.353	0	0	1	0	0
Kole Ramage	99.00	0-0	1	0	0	0/0	0	0.0	0	1	1	1	0	0	0	0		0	1	0	0	0
Totals	3.33	5-0	5	5	0	1/1	2	46.0	27	18	17	22	61	2	1	1	.169	4	9	2	0	0
Opponents	7.06	0-5	5	5	0	0/0	0	43.1	40	34	34	24	56	3	2	7	.241	9	10	2	2	1

PB - Team (1), Leach 1. Pickoffs - Team (1), Opitz 1, Opp (1). SBA/ATT - Opitz (6-7), Wicklander (2-2), Trest (1-2), Lockhart (2-2), Leach (2-2), Vermillion (1-1), Costeu (0-1), Ramage (1-1), Noland (1-1).



||| GAMES SUMMARY

Score by innings	1	2	3	4	5	6	7	8	9	EX	Total
Arkansas	0	0	3	2	1	11	3	3	10	1	34
Opponents	3	1	2	0	5	1	4	2	0	0	18

Record when ...

Overall	5-0	After 6 leading	2-0
Conference	0-0 trailing	3-0
Non-Conference	5-0 tied	0-0
Home games	2-0	After 7 leading	2-0
Away games	0-0 trailing	3-0
Neutral site	3-0 tied	0-0
Day games	3-0	After 8 leading	3-0
Night games	2-0 trailing	2-0
vs Left starter	4-0 tied	0-0
vs Right starter	1-0		
1-Run games	1-0	Hit 0 home runs	2-0
2-Run games	0-0	... 1 home run	1-0
5+Run games	0-0	... 2+ home runs	2-0
Extra innings	1-0		
Shutouts	1-0	Opponent 0 home runs	4-0
	 1 home run	1-0
Scoring 0-2 runs	0-0 2+ HRs	0-0
..... 3-5 runs	2-0		
..... 6-9 runs	2-0	Made 0 errors	4-0
..... 10+ runs	1-0 1 error	0-0
	 2+ errors	1-0
Opponent 0-2 runs	2-0		
..... 3-5 runs	2-0	Opp. made 0 errors	4-0
..... 6-9 runs	1-0 1 error	1-0
..... 10+ runs	0-0 2+ errors	0-0
Scored in 1st inning	0-0	Out-hit opponent	4-0
Opp. scored in 1st	1-0	Out-hit by opponent	0-0
Scores first	2-0	Hits are tied	1-0
Opp. scores first	3-0		

Record when team scores:

Runs	0	1	2	3	4	5	6	7	8	9	10+
W-L	0-0	0-0	0-0	0-0	2-0	0-0	1-0	1-0	0-0	0-0	1-0

Record when opponent scores:

Runs	0	1	2	3	4	5	6	7	8	9	10+
W-L	1-0	1-0	0-0	1-0	0-0	1-0	0-0	0-0	0-0	1-0	0-0

Record when leading after:

Inn.	1	2	3	4	5	6	7	8
W-L	0-0	0-0	0-0	1-0	1-0	2-0	2-0	3-0

Record when trailing after:

Inn.	1	2	3	4	5	6	7	8
W-L	1-0	2-0	2-0	2-0	3-0	3-0	3-0	2-0

Record when tied after:

Inn.	1	2	3	4	5	6	7	8
W-L	4-0	3-0	3-0	2-0	1-0	0-0	0-0	0-0

Current winning streak: 5

Longest winning streak: 5

Longest losing streak: 0

Home attendance : 8436 (2 dates avg = 4218)

Away attendance : 48154 (3 dates avg = 16051)

Total attendance: 56590 (5 dates avg = 11318)



Multiple Hit Games	2	3	4	5+	Total
Jalen Battles	1	1	-	-	2
Brady Slavens	2	-	-	-	2
Robert Moore	2	-	-	-	2
Casey Opitz	1	-	-	-	1
TEAM	6	1	0	0	7

Multiple RBI Games	2	3	4	5+	Total
Jalen Battles	1	1	-	-	2
Christian Franklin	1	-	-	-	1
Robert Moore	1	-	-	-	1
Braydon Webb	1	-	-	-	1
Cayden Wallace	1	-	-	-	1
Charlie Welch	1	-	-	-	1
Brady Slavens	-	-	1	-	1
TEAM	6	1	1	0	8

Hitting Streaks	Longest	Current
Brady Slavens	5	5
Cullen Smith	5	5
Jalen Battles	4	-
Casey Opitz	4	4
Christian Franklin	4	4
Robert Moore	2	2
Cayden Wallace	1	1
Dylan Leach	1	1
Zack Gregory	1	1
Braydon Webb	1	-
Charlie Welch	1	1

Reached Base Streaks	Longest	Current
Cayden Wallace	5	5
Christian Franklin	5	5
Braydon Webb	5	5
Brady Slavens	5	5
Cullen Smith	5	5
Jalen Battles	4	-
Casey Opitz	4	4
Jacob Nesbit	3	3
Robert Moore	2	2
Zack Gregory	1	1
Dylan Leach	1	1
Charlie Welch	1	1

**Starting Lineup By Position
(Team W-L record when starter)****PITCHER:**

Zebulon Vermillion	2	(2-0)
Peyton Palette	1	(1-0)
Caleb Bolden	1	(1-0)
Lael Lockhart	1	(1-0)

CATCHER:

Casey Opitz	4	(4-0)
Dylan Leach	1	(1-0)

FIRST BASE:

Cullen Smith	3	(3-0)
Brady Slavens	2	(2-0)

SECOND BASE:

Robert Moore	5	(5-0)
--------------	---	-------

THIRD BASE:

Jacob Nesbit	3	(3-0)
Cullen Smith	2	(2-0)

SHORTSTOP:

Jalen Battles	5	(5-0)
---------------	---	-------

LEFT FIELD:

Braydon Webb	4	(4-0)
Zack Gregory	1	(1-0)

CENTER FIELD:

Christian Franklin	5	(5-0)
--------------------	---	-------

RIGHT FIELD:

Cayden Wallace	5	(5-0)
----------------	---	-------

DESIGNATED HITTER:

Brady Slavens	3	(3-0)
Charlie Welch	1	(1-0)
Braydon Webb	1	(1-0)

**Starting Lineup By Lineup Spot
(Team W-L record when starter)****LEADOFF:**

Robert Moore	5	(5-0)
--------------	---	-------

2ND SPOT:

Christian Franklin	5	(5-0)
--------------------	---	-------

3RD SPOT:

Cullen Smith	5	(5-0)
--------------	---	-------

CLEANUP:

Braydon Webb	4	(4-0)
--------------	---	-------

Cayden Wallace	1	(1-0)
----------------	---	-------

5TH SPOT:

Brady Slavens	5	(5-0)
---------------	---	-------

6TH SPOT:

Casey Opitz	4	(4-0)
-------------	---	-------

Charlie Welch	1	(1-0)
---------------	---	-------

7TH SPOT:

Cayden Wallace	4	(4-0)
----------------	---	-------

Braydon Webb	1	(1-0)
--------------	---	-------

8TH SPOT:

Jacob Nesbit	3	(3-0)
--------------	---	-------

Zack Gregory	1	(1-0)
--------------	---	-------

Jalen Battles	1	(1-0)
---------------	---	-------

9TH SPOT:

Jalen Battles	4	(4-0)
---------------	---	-------

Dylan Leach	1	(1-0)
-------------	---	-------

#4 Jalen Battles - 5 games (All games)

Date	Opponent	Pos	AB	R	H	RBI	2B	3B	HR	BB	SB	CS	HBP	SAC	SF	GDP	K	PO	A	E	Avg
Feb 20	vs Texas Tech	*ss	5	2	3	3	1	0	0	0	0	0	0	0	0	0	2	3	3	1	.600
Feb 21	vs Texas	*ss	4	0	1	0	0	0	0	0	0	0	0	0	0	0	0	1	2	0	.444
Feb 22	vs TCU	*ss	4	1	1	0	0	0	0	0	0	0	0	0	0	0	3	0	2	0	.385
Feb 25	SE MISSOURI STATE	*ss	5	1	2	2	0	0	0	0	0	0	0	0	0	0	2	1	4	0	.389
Feb 26	SE MISSOURI STATE	*ss	4	0	0	0	0	0	0	0	0	0	0	0	0	0	1	1	5	0	.318
Totals		5gs	22	4	7	5	1	0	0	0	0	0	0	0	0	0	8	6	16	1	.318

On base pct. .318 • Slugging pct. .364

#31 Caleb Bolden - 2 appearances (All games)

Date	Opponent	GS	IP	H	R	ER	BB	SO	2B	3B	HR	WP	BK	HBP	IBB	Score	W-L	Sv	ERA	NP
Feb 21	vs Texas		4.0	0	0	0	1	7	0	0	0	0	0	0	0	4-0	0-0	1	0.00	56
Feb 25	SE MISSOURI STATE	*	0.1	1	3	3	2	0	0	0	0	0	0	1	0	6-5	0-0	1	6.23	27
Totals		1	4.1	1	3	3	3	7	0	0	0	0	0	2	0	10-5	0-0	1	6.23	-

#35 Ryan Costeu - 3 appearances (All games)

Date	Opponent	GS	IP	H	R	ER	BB	SO	2B	3B	HR	WP	BK	HBP	IBB	Score	W-L	Sv	ERA	NP
Feb 20	vs Texas Tech		1.0	0	2	2	2	0	0	0	0	1	0	0	0	13-9	0-0	0	18.00	21
Feb 22	vs TCU		1.0	0	0	0	0	2	0	0	0	0	0	0	0	4-1	1-0	0	9.00	17
Feb 25	SE MISSOURI STATE		0.2	0	0	0	0	1	0	0	0	0	0	0	0	6-5	1-0	0	6.75	6
Totals		0	2.2	0	2	2	2	3	0	0	0	1	0	0	0	23-15	1-0	0	6.75	-

#25 Christian Franklin - 5 games (All games)

Date	Opponent	Pos	AB	R	H	RBI	2B	3B	HR	BB	SB	CS	HBP	SAC	SF	GDP	K	PO	A	E	Avg
Feb 20	vs Texas Tech	*of	5	0	0	0	0	0	0	1	0	0	0	0	0	0	4	5	0	0	.000
Feb 21	vs Texas	*of	3	1	1	0	0	0	0	1	0	0	0	0	0	0	0	3	0	0	.125
Feb 22	vs TCU	*of	4	1	1	1	0	1	0	0	0	0	0	0	0	0	1	1	0	0	.167
Feb 25	SE MISSOURI STATE	*of	4	1	1	2	0	0	1	1	0	0	0	0	0	0	1	2	0	0	.188
Feb 26	SE MISSOURI STATE	*of	4	1	1	1	0	0	1	0	0	0	0	0	0	0	1	0	0	0	.200
Totals		5gs	20	4	4	4	0	1	2	3	0	0	0	0	0	0	7	11	0	0	.200

On base pct. .304 • Slugging pct. .600

#58 Evan Gray - 1 game (All games)

Date	Opponent	Pos	AB	R	H	RBI	2B	3B	HR	BB	SB	CS	HBP	SAC	SF	GDP	K	PO	A	E	Avg
Feb 25	SE MISSOURI STATE	p	0	0	0	0	0	0	0	0	0	0	0	0	0	0	0	0	0	0	.000
Totals		0gs	0	0	0	0	0	0	0	0	0	0	0	0	0	0	0	1	0	0	.000

On base pct. .000 • Slugging pct. .000

#58 Evan Gray - 1 appearance (All games)

Date	Opponent	GS	IP	H	R	ER	BB	SO	2B	3B	HR	WP	BK	HBP	IBB	Score	W-L	Sv	ERA	NP
Feb 25	SE MISSOURI STATE		1.0	1	0	0	0	1	0	0	0	0	0	0	0	6-5	0-0	0	0.00	11
Totals		0	1.0	1	0	0	0	1	0	0	0	0	0	0	0	6-5	0-0	0	0.00	-

#3 Zack Gregory - 4 games (All games)

Date	Opponent	Pos	AB	R	H	RBI	2B	3B	HR	BB	SB	CS	HBP	SAC	SF	GDP	K	PO	A	E	Avg
Feb 20	vs Texas Tech	ph/of	2	0	1	0	0	0	0	0	0	0	0	0	0	0	1	0	0	0	.500
Feb 22	vs TCU	ph/of	1	0	0	0	0	0	0	0	0	0	0	1	0	0	0	0	0	0	.333
Feb 25	SE MISSOURI STATE	*of	3	1	1	0	0	0	0	0	0	0	2	0	0	0	2	2	0	0	.333
Feb 26	SE MISSOURI STATE	pr	0	0	0	0	0	0	0	0	0	0	0	0	0	0	0	0	0	0	.333
Totals		1gs	6	1	2	0	0	0	0	0	0	0	2	1	0	0	3	2	0	0	.333

On base pct. .500 • Slugging pct. .333



III INDIVIDUAL GAME-BY-GAME

#45 Kevin Kopps - 3 appearances (All games)

Date	Opponent	GS	IP	H	R	ER	BB	SO	2B	3B	HR	WP	BK	HBP	IBB	Score	W-L	Sv	ERA	NP
Feb 20	vs Texas Tech		1.0	2	1	1	1	2	0	0	0	1	0	0	0	13-9	0-0	0	9.00	19
Feb 22	vs TCU		2.0	0	0	0	2	5	0	0	0	0	0	0	0	4-1	0-0	1	3.00	43
Feb 26	SE MISSOURI STATE		1.0	1	0	0	0	2	0	0	0	0	0	0	0	7-3	0-0	1	2.25	13
Totals		0	4.0	3	1	1	3	9	0	0	0	1	0	0	0	24-13	0-0	1	2.25	-

#15 Dylan Leach - 1 game (All games)

Date	Opponent	Pos	AB	R	H	RBI	2B	3B	HR	BB	SB	CS	HBP	SAC	SF	GDP	K	PO	A	E	Avg
Feb 26	SE MISSOURI STATE	*c	3	1	1	0	0	0	0	0	0	0	0	0	0	0	0	6	0	0	.333
Totals		1gs	3	1	1	0	0	0	0	0	0	0	0	0	0	0	0	6	0	0	.333

On base pct. .333 • Slugging pct. .333

#18 Lael Lockhart - 1 appearance (All games)

Date	Opponent	GS	IP	H	R	ER	BB	SO	2B	3B	HR	WP	BK	HBP	IBB	Score	W-L	Sv	ERA	NP
Feb 22	vs TCU	*	4.1	2	1	1	2	8	0	0	0	0	0	2	0	4-1	0-0	0	2.08	78
Totals		1	4.1	2	1	1	2	8	0	0	0	0	0	2	0	4-1	0-0	0	2.08	-

#37 Caden Monke - 1 game (All games)

Date	Opponent	Pos	AB	R	H	RBI	2B	3B	HR	BB	SB	CS	HBP	SAC	SF	GDP	K	PO	A	E	Avg
Feb 25	SE MISSOURI STATE	p	0	0	0	0	0	0	0	0	0	0	0	0	0	0	0	1	0	0	.000
Totals		0gs	0	0	0	0	0	0	0	0	0	0	0	0	0	0	0	1	0	0	.000

On base pct. .000 • Slugging pct. .000

#37 Caden Monke - 3 appearances (All games)

Date	Opponent	GS	IP	H	R	ER	BB	SO	2B	3B	HR	WP	BK	HBP	IBB	Score	W-L	Sv	ERA	NP
Feb 20	vs Texas Tech		0.0	2	2	2	0	0	0	0	0	0	0	0	0	13-9	0-0	0	999.00	9
Feb 21	vs Texas		0.2	1	0	0	0	0	0	0	0	0	0	0	0	4-0	1-0	0	27.00	11
Feb 25	SE MISSOURI STATE		3.0	3	2	2	0	3	0	0	0	0	1	0	0	6-5	1-0	0	9.82	40
Totals		0	3.2	6	4	4	0	3	0	0	0	0	1	0	0	23-14	1-0	0	9.82	-

#1 Robert Moore - 5 games (All games)

Date	Opponent	Pos	AB	R	H	RBI	2B	3B	HR	BB	SB	CS	HBP	SAC	SF	GDP	K	PO	A	E	Avg
Feb 20	vs Texas Tech	*2b	3	1	2	1	0	0	0	2	2	0	0	0	1	0	0	1	4	0	.667
Feb 21	vs Texas	*2b	4	0	0	0	0	0	0	0	0	0	0	0	0	0	1	1	3	0	.286
Feb 22	vs TCU	*2b	5	0	0	0	0	0	0	0	0	0	0	0	0	0	3	1	2	0	.167
Feb 25	SE MISSOURI STATE	*2b	5	0	1	0	0	0	0	0	0	0	0	0	0	0	2	2	2	0	.176
Feb 26	SE MISSOURI STATE	*2b	4	2	2	2	0	0	1	0	0	0	0	0	0	0	1	0	2	0	.238
Totals		5gs	21	3	5	3	0	0	1	2	2	0	0	0	1	0	7	5	13	0	.238

On base pct. .292 • Slugging pct. .381

#5 Jacob Nesbit - 4 games (All games)

Date	Opponent	Pos	AB	R	H	RBI	2B	3B	HR	BB	SB	CS	HBP	SAC	SF	GDP	K	PO	A	E	Avg
Feb 20	vs Texas Tech	*3b	2	1	0	0	0	0	0	1	0	0	0	0	0	0	2	0	0	0	.000
Feb 21	vs Texas	*3b	3	0	0	0	0	0	0	1	0	0	0	0	0	0	2	0	0	0	.000
Feb 22	vs TCU	*3b	1	0	0	0	0	0	0	1	0	0	0	0	0	0	1	0	1	0	.000
Feb 26	SE MISSOURI STATE	pr/3b	0	0	0	0	0	0	0	0	0	0	0	0	0	0	0	0	1	0	.000
Totals		3gs	6	1	0	0	0	0	0	3	0	0	0	0	0	0	5	0	2	0	.000

On base pct. .333 • Slugging pct. .000

#13 Connor Noland - 1 game (All games)

Date	Opponent	Pos	AB	R	H	RBI	2B	3B	HR	BB	SB	CS	HBP	SAC	SF	GDP	K	PO	A	E	Avg
Feb 26	SE MISSOURI STATE	p	0	0	0	0	0	0	0	0	0	0	0	0	0	0	0	2	1	0	.000
Totals		0gs	0	0	0	0	0	0	0	0	0	0	0	0	0	0	0	2	1	0	.000

On base pct. .000 • Slugging pct. .000

#13 Connor Noland - 1 appearance (All games)

Date	Opponent	GS	IP	H	R	ER	BB	SO	2B	3B	HR	WP	BK	HBP	IBB	Score	W-L	Sv	ERA	NP
Feb 26	SE MISSOURI STATE		4.2	2	1	0	0	5	0	0	0	0	0	0	0	7-3	1-0	0	0.00	55
Totals		0	4.2	2	1	0	0	5	0	0	0	0	0	0	0	7-3	1-0	0	0.00	-

#12 Casey Oplitz - 5 games (All games)

Date	Opponent	Pos	AB	R	H	RBI	2B	3B	HR	BB	SB	CS	HBP	SAC	SF	GDP	K	PO	A	E	Avg
Feb 20	vs Texas Tech	*c	2	3	1	0	0	0	0	3	0	0	0	0	0	0	0	9	1	1	.500
Feb 21	vs Texas	*c	3	0	1	0	0	0	0	1	0	0	0	0	0	0	1	15	0	0	.400
Feb 22	vs TCU	*c	4	1	1	1	1	0	0	0	0	0	0	0	0	0	1	18	0	0	.333
Feb 25	SE MISSOURI STATE	*c	5	1	2	0	1	0	0	0	0	0	0	0	0	0	0	9	4	0	.357
Feb 26	SE MISSOURI STATE	c	0	0	0	0	0	0	0	0	0	0	0	0	0	0	0	2	0	0	.357
Totals		4gs	14	5	5	1	2	0	0	4	0	0	0	0	0	0	2	53	5	1	.357

On base pct. .500 • Slugging pct. .500

#36 Peyton Palette - 1 appearance (All games)

Date	Opponent	GS	IP	H	R	ER	BB	SO	2B	3B	HR	WP	BK	HBP	IBB	Score	W-L	Sv	ERA	NP
Feb 21	vs Texas	*	4.1	1	0	0	1	8	0	0	0	0	0	2	0	4-0	0-0	0	0.00	72
Totals		1	4.1	1	0	0	1	8	0	0	0	0	0	2	0	4-0	0-0	0	0.00	-

#28 Kole Ramage - 1 appearance (All games)

Date	Opponent	GS	IP	H	R	ER	BB	SO	2B	3B	HR	WP	BK	HBP	IBB	Score	W-L	Sv	ERA	NP
Feb 20	vs Texas Tech		0.0	0	1	1	1	0	0	0	0	0	0	1	0	13-9	0-0	0	999.00	15
Totals		0	0.0	0	1	1	1	0	0	0	0	0	0	1	0	13-9	0-0	0	999.00	-

#17 Brady Slavens - 5 games (All games)

Date	Opponent	Pos	AB	R	H	RBI	2B	3B	HR	BB	SB	CS	HBP	SAC	SF	GDP	K	PO	A	E	Avg
Feb 20	vs Texas Tech	*dh	5	2	1	0	0	0	0	0	0	0	1	0	0	0	3	0	0	0	.200
Feb 21	vs Texas	*dh	4	1	2	4	0	0	1	0	0	0	0	0	0	0	1	0	0	0	.333
Feb 22	vs TCU	*dh	3	1	2	0	0	0	0	0	0	0	1	0	0	0	0	0	0	0	.417
Feb 25	SE MISSOURI STATE	*1b	5	1	1	1	0	0	1	0	0	0	0	0	0	0	3	10	2	0	.353
Feb 26	SE MISSOURI STATE	*1b	4	1	1	0	0	1	0	0	0	0	0	0	0	0	1	13	1	0	.333
Totals		5gs	21	6	7	5	0	1	2	0	0	0	2	0	0	0	8	23	3	0	.333

On base pct. .391 • Slugging pct. .714

#14 Cullen Smith - 5 games (All games)

Date	Opponent	Pos	AB	R	H	RBI	2B	3B	HR	BB	SB	CS	HBP	SAC	SF	GDP	K	PO	A	E	Avg
Feb 20	vs Texas Tech	*1b	4	2	1	1	0	0	0	2	0	0	0	0	0	0	0	5	0	0	.250
Feb 21	vs Texas	*1b	3	2	1	0	0	0	0	0	0	0	1	0	0	0	1	4	0	0	.286
Feb 22	vs TCU	*1b	3	0	1	1	0	0	0	1	0	1	0	0	0	0	1	5	0	0	.300
Feb 25	SE MISSOURI STATE	*3b	3	0	1	1	0	0	0	1	0	0	0	0	1	0	0	0	3	0	.308
Feb 26	SE MISSOURI STATE	*3b	4	0	1	0	0	0	0	0	0	0	0	0	0	0	2	0	1	0	.294
Totals		5gs	17	4	5	3	0	0	0	4	0	1	1	0	1	0	4	14	4	0	.294

On base pct. .435 • Slugging pct. .294



III INDIVIDUAL GAME-BY-GAME

#39 Evan Taylor - 2 appearances (All games)

Date	Opponent	GS	IP	H	R	ER	BB	SO	2B	3B	HR	WP	BK	HBP	IBB	Score	W-L	Sv	ERA	NP
Feb 22	vs TCU		0.2	0	0	0	0	0	0	0	0	0	0	0	0	4-1	0-0	0	0.00	2
Feb 26	SE MISSOURI STATE		0.1	0	0	0	2	0	0	0	0	2	0	0	0	7-3	0-0	0	0.00	16
Totals		0	1.0	0	0	0	2	0	0	0	0	2	0	0	0	11-4	0-0	0	0.00	-

#20 Elijah Trest - 1 game (All games)

Date	Opponent	Pos	AB	R	H	RBI	2B	3B	HR	BB	SB	CS	HBP	SAC	SF	GDP	K	PO	A	E	Avg
Feb 20	vs Texas Tech	p	0	0	0	0	0	0	0	0	0	0	0	0	0	0	0	0	1	0	.000
Totals		0gs	0	0	0	0	0	0	0	0	0	0	0	0	0	0	0	0	1	0	.000

On base pct. .000 • Slugging pct. .000

#20 Elijah Trest - 1 appearance (All games)

Date	Opponent	GS	IP	H	R	ER	BB	SO	2B	3B	HR	WP	BK	HBP	IBB	Score	W-L	Sv	ERA	NP
Feb 20	vs Texas Tech		3.0	2	1	1	1	4	1	0	1	0	1	1	0	13-9	1-0	0	3.00	50
Totals		0	3.0	2	1	1	1	4	1	0	1	0	1	1	0	13-9	1-0	0	3.00	-

#88 Zebulon Vermillion - 1 game (All games)

Date	Opponent	Pos	AB	R	H	RBI	2B	3B	HR	BB	SB	CS	HBP	SAC	SF	GDP	K	PO	A	E	Avg
Feb 26	SE MISSOURI STATE	*p	0	0	0	0	0	0	0	0	0	0	0	0	0	0	0	0	1	0	.000
Totals		1gs	0	0	0	0	0	0	0	0	0	0	0	0	0	0	0	0	1	0	.000

On base pct. .000 • Slugging pct. .000

#88 Zebulon Vermillion - 2 appearances (All games)

Date	Opponent	GS	IP	H	R	ER	BB	SO	2B	3B	HR	WP	BK	HBP	IBB	Score	W-L	Sv	ERA	NP
Feb 20	vs Texas Tech	*	4.0	3	2	2	2	4	1	0	0	0	0	1	0	13-9	0-0	0	4.50	59
Feb 26	SE MISSOURI STATE	*	3.0	2	2	2	4	1	0	0	0	0	0	0	0	7-3	0-0	0	5.14	61
Totals		2	7.0	5	4	4	6	5	1	0	0	0	0	1	0	20-12	0-0	0	5.14	-

#7 Cayden Wallace - 5 games (All games)

Date	Opponent	Pos	AB	R	H	RBI	2B	3B	HR	BB	SB	CS	HBP	SAC	SF	GDP	K	PO	A	E	Avg
Feb 20	vs Texas Tech	*of/3b	4	2	1	0	0	0	0	1	0	0	0	0	0	0	1	3	0	0	.250
Feb 21	vs Texas	*of	3	0	0	0	0	0	0	1	0	0	0	0	0	0	1	1	0	0	.143
Feb 22	vs TCU	*of/3b	3	0	0	0	0	0	0	1	0	0	0	0	0	0	1	1	0	0	.100
Feb 25	SE MISSOURI STATE	*of	3	1	0	0	0	0	0	2	0	0	0	0	0	0	1	1	0	0	.077
Feb 26	SE MISSOURI STATE	*of	4	1	1	2	0	0	1	0	0	0	0	0	0	0	1	1	0	0	.118
Totals		5gs	17	4	2	2	0	0	1	5	0	0	0	0	0	0	5	7	0	0	.118

On base pct. .318 • Slugging pct. .294

#8 Braydon Webb - 5 games (All games)

Date	Opponent	Pos	AB	R	H	RBI	2B	3B	HR	BB	SB	CS	HBP	SAC	SF	GDP	K	PO	A	E	Avg
Feb 20	vs Texas Tech	*of	5	0	1	2	0	0	0	1	1	0	0	0	0	0	1	1	0	0	.200
Feb 21	vs Texas	*of	3	0	0	0	0	0	0	1	0	0	0	0	0	0	2	2	0	0	.125
Feb 22	vs TCU	*of	2	0	0	0	0	0	0	1	0	0	1	0	0	0	2	1	0	0	.100
Feb 25	SE MISSOURI STATE	*dh	4	0	0	0	0	0	0	0	0	0	1	0	0	0	2	0	0	0	.071
Feb 26	SE MISSOURI STATE	*of/of	2	0	0	0	0	0	0	0	1	0	2	0	0	0	0	2	0	0	.062
Totals		5gs	16	0	1	2	0	0	0	3	2	0	4	0	0	0	7	6	0	0	.062

On base pct. .348 • Slugging pct. .062

#19 Charlie Welch - 1 game (All games)

Date	Opponent	Pos	AB	R	H	RBI	2B	3B	HR	BB	SB	CS	HBP	SAC	SF	GDP	K	PO	A	E	Avg
Feb 26	SE MISSOURI STATE	*dh	3	1	1	2	0	0	1	0	0	0	1	0	0	0	0	0	0	0	.333
Totals		1gs	3	1	1	2	0	0	1	0	0	0	1	0	0	0	0	0	0	0	.333

On base pct. .500 • Slugging pct. 1.333

#16 Zac White - 1 game (All games)

Date	Opponent	Pos	AB	R	H	RBI	2B	3B	HR	BB	SB	CS	HBP	SAC	SF	GDP	K	PO	A	E	Avg
Feb 26	SE MISSOURI STATE	of	0	0	0	0	0	0	0	0	0	0	0	0	0	0	0	0	0	0	.000
Totals		0gs	0	0	0	0	0	0	0	0	0	0	0	0	0	0	0	0	0	0	.000

On base pct. .000 • Slugging pct. .000

#33 Patrick Wicklander - 1 appearance (All games)

Date	Opponent	GS	IP	H	R	ER	BB	SO	2B	3B	HR	WP	BK	HBP	IBB	Score	W-L	Sv	ERA	NP
Feb 25	SE MISSOURI STATE		4.0	4	0	0	1	3	0	1	0	0	0	0	0	6-5	0-0	0	0.00	58
Totals		0	4.0	4	0	0	1	3	0	1	0	0	0	0	0	6-5	0-0	0	0.00	-

#22 Jaxon Wiggins - 1 game (All games)

Date	Opponent	Pos	AB	R	H	RBI	2B	3B	HR	BB	SB	CS	HBP	SAC	SF	GDP	K	PO	A	E	Avg
Feb 25	SE MISSOURI STATE	p	0	0	0	0	0	0	0	0	0	0	0	0	0	0	0	1	0	0	.000
Totals		0gs	0	0	0	0	0	0	0	0	0	0	0	0	0	0	0	1	0	0	.000

On base pct. .000 • Slugging pct. .000

#22 Jaxon Wiggins - 2 appearances (All games)

Date	Opponent	GS	IP	H	R	ER	BB	SO	2B	3B	HR	WP	BK	HBP	IBB	Score	W-L	Sv	ERA	NP
Feb 22	vs TCU		1.0	0	0	0	0	3	0	0	0	0	0	0	0	4-1	0-0	0	0.00	15
Feb 25	SE MISSOURI STATE		1.0	0	0	0	0	2	0	0	0	0	0	0	0	6-5	1-0	0	0.00	13
Totals		0	2.0	0	0	0	0	5	0	0	0	0	0	0	0	10-6	1-0	0	0.00	-



||| 2021 SCHEDULE / RESULTS

	Opponent	Score	WP	LP	SV	Attend	Time
FEB.							
20	vs. #3 Texas Tech	W, 13-9	Trest (1-0)	Devine (0-1)		16,908	4:18
21	vs. #9 Texas	W, 4-0	Monke (1-0)	Stevens (0-1)	Bolden (1)	17,587	2:51
22	vs. #10 TCU	W, 4-1	Costeiu (1-0)	King (0-1)	Kopps (1)	13,659	3:08
25	SEMO	W, 6-5 (10)	Wiggins (1-0)	Cisneros (1-2)		4,218	3:22
26	SEMO	W, 7-3	Noland (1-0)	Niznik (0-1)		4,218	2:41
27	SEMO						
28	SEMO						

MARCH

5	Murray State						
6	Murray State						
7	Murray State						
12	at Louisiana Tech						
13	at Louisiana Tech						
14	at Louisiana Tech						
16	Oklahoma						
19	Alabama*						
20	Alabama*						
21	Alabama*						
23	Memphis						
24	Memphis						
26	at Mississippi State*						
27	at Mississippi State*						
28	at Mississippi State*						
30	UCA						

APRIL

1	Auburn*						
2	Auburn*						
3	Auburn*						
6	Little Rock						
7	Little Rock						
9	at Ole Miss						
10	at Ole Miss						
11	at Ole Miss						
13	UAPB						
14	UAPB						
16	Texas A&M*						
17	Texas A&M*						
18	Texas A&M*						
20	Grambling State						
22	at South Carolina*						
23	at South Carolina*						
24	at South Carolina*						
27	Missouri State						
30	at LSU*						

MAY

1	at LSU*						
2	at LSU*						
7	Georgia*						
8	Georgia*						
9	Georgia*						
11	Arkansas State						
14	at Tennessee*						
15	at Tennessee*						
16	at Tennessee*						
20	Florida*						
21	Florida*						
22	Florida*						