



ARKANSAS BASEBALL

ArkansasRazorbacks.com ||| @RazorbackBSB ||| Communications Contact: Oliver Grigg (ogrigg@uark.edu)

2021 SCHEDULE & RESULTS

FEBRUARY

20	vs. #3 Texas Tech!	FloBaseball	W, 13-9
21	vs. #9 Texas!	FloBaseball	W, 4-0
22	vs. #10 TCU!	FloBaseball	W, 4-1
25	SE MISSOURI STATE	SECN+	W, 6-5 (10)
26	SE MISSOURI STATE	SECN+	W, 7-3
27	SE MISSOURI STATE	SECN+	W, 9-3
28	SE MISSOURI STATE	SECN+	W, 11-4 (5)

MARCH

5	MURRAY STATE	SECN+	W, 7-6
6	MURRAY STATE	SECN+	W, 11-6
7	MURRAY STATE	SECN+	W, 6-0
12	at Louisiana Tech	CST/ESPN+	W, 9-7 (10)
13	at Louisiana Tech	CST/ESPN+	2 p.m.
14	at Louisiana Tech	CST/ESPN+	1 p.m.
16	OKLAHOMA	SECN	5 p.m.
19	ALABAMA*	SECN+	6:30 p.m.
20	ALABAMA*	SECN+	6:30 p.m.
21	ALABAMA*	SECN	2 p.m.
23	MEMPHIS	SECN+	6:30 p.m.
24	MEMPHIS	SECN+	3 p.m.
26	at Mississippi State	SECN+	6:30 p.m.
27	at Mississippi State	SECN+	2 p.m.
28	at Mississippi State	SECN	2 p.m.
30	UCA	SECN+	6:30 p.m.

APRIL

1	AUBURN*	SECN+	6:30 p.m.
2	AUBURN*	SECN+	6:30 p.m.
3	AUBURN*	SECN+	2 p.m.
6	LITTLE ROCK	SECN+	6:30 p.m.
7	LITTLE ROCK	SECN+	4 p.m.
9	at Ole Miss*	SECN	6 p.m.
10	at Ole Miss*	SECN+	4 p.m.
11	at Ole Miss*	SECN+	1:30 p.m.
13	UAPB	SECN+	6:30 p.m.
14	UAPB	SECN+	4 p.m.
16	TEXAS A&M*	SECN+	6:30 p.m.
17	TEXAS A&M*	SECN+	6:30 p.m.
18	TEXAS A&M*	SECN+	2 p.m.
20	GRAMBLING STATE	SECN+	6:30 p.m.
22	at South Carolina*	SECN	6 p.m.
23	at South Carolina*	SECN+	6 p.m.
24	at South Carolina*	SECN+	TBA
27	MISSOURI STATE	SECN+	6:30 p.m.
30	at LSU	SECN	6 p.m.

MAY

1	at LSU*	SECN+	6:30 p.m.
2	at LSU*	SECN+	2 p.m.
7	GEORGIA*	SECN+	6:30 p.m.
8	GEORGIA*	SECN	6 p.m.
9	GEORGIA*	SECN+	2 p.m.
11	AKANSAS STATE	SECN+	6:30 p.m.
14	at Tennessee*	SECN+	5:30 p.m.
15	at Tennessee*	SECN	11 a.m.
16	at Tennessee*	SECN+	12 p.m.
20	FLORIDA*	SECN	6 p.m.
21	FLORIDA*	SECN+	6:30 p.m.
22	FLORIDA	SECN+	2 p.m.

All times Central; Home game in BOLD

! - Globe Life Field (Arlington, Texas) * - SEC opponent

GAME 12 ||| #1 ARKANSAS vs. LOUISIANA TECH ||| MARCH 13

J.C. LOVE FIELD AT PAT PATTERSON PARK (RUSTON, LA.) ||| TV: CST/ESPN+



11-0

0-0 SEC



8-4

0-0 C-USA

ARKANSAS RAZORBACKS

In the Polls.....1 (D1) | 1 (BA) | 1 (Coaches)
.....1 (PG) | 1 (NCBWA) | 1 (CBN)
Head Coach.....Dave Van Horn
Career Record.....1,296-629 (33rd season)
Record at Arkansas.....711-389 (19th season)

LOUISIANA TECH BULLDOGS

In the Polls.....NR (D1) | NR (BA) | NR (Coaches)
.....NR (PG) | NR (NCBWA) | NR (CBN)
Head Coach.....Lane Burroughs
Career Record.....241-187 (9th season)
Record at LA Tech128-74 (5th season)

ON THE BUMP

Arkansas RHP Zebulon Vermillion (0-0, 3.86 ERA)

vs.

Louisiana Tech RHP Ryan Jennings (1-0, 3.65 ERA)

LEADING OFF

COUNT 'EM UP: HAWWWWWWWWWGWS

The heart-attack Hogs struck again on Friday night, pulling off a thrilling come-from-behind 9-7 extra-inning win against Louisiana Tech at J.C. Love Field at Pat Patterson Park.

Shortstop Jalen Battles launched the game-winning two-run homer in the top of the 10th, rocketing the baseball deep over the left-field wall and into the late night. His blast helped No. 1 Arkansas snatch victory from the jaws of defeat and complete their seventh comeback victory of the 2021 season to remain undefeated on the year.

With the win in Friday's series opener, the Razorbacks improved to 11-0 for the first time in the Dave Van Horn era and for only the second time in program history. Arkansas also did so during the 1996 campaign, winning a program-record 18 games in a row to begin the year. The Hogs have now also won 15 consecutive dating back to the final four contests of the pandemic-shortened 2020 season.

TOP-RANKED RAZORBACKS

There is no dispute: Arkansas is the unanimous No. 1 team in college baseball.

The Razorbacks enter the fourth week of the season leading all six national polls after receiving the nod from Perfect Game on Monday. Arkansas was the consensus No. 1 team in the country last week after claiming the top spot in five of the six rankings, including Baseball America, Collegiate Baseball Newspaper, D1Baseball, National Collegiate Baseball Writers Association and the USA Today Coaches Poll.

Arkansas remained atop those five and added Perfect Game's No. 1 recognition earlier this week, marking the first time in program history that the Hogs hold the top spot in all six major polls.

HOG HISTORY

The Razorbacks and Bulldogs have clashed 32 times before, with Arkansas holding a commanding 26-6 all-time series lead. Before yesterday's ballgame, the two programs had last met in a three-game set at Baum-Walker Stadium during the 2019 campaign. Arkansas won two of the three contests, shutting out LA Tech, 11-0, in the series finale.

THE OPPONENT: LOUISIANA TECH

Louisiana Tech maintains an 8-5 overall record following last night's ballgame. The Bulldogs entered the series riding a four-game win streak after sweeping their three-game series against McNeese State last weekend before picking up a midweek win at ULM on Tuesday night.

LA Tech owned an undefeated 6-0 mark at home before the Razorbacks came to town. J.C. Love Field at Pat Patterson Park, which was destroyed by a tornado in April of 2019, reopened this spring following its reconstruction. The Bulldogs swept the first two visitors - Southern and McNeese State - to play at the Love Shack this year.

TO BE FRANK, YOU'LL HEAR THIS NAME A LOT

If Christian Franklin isn't already a household name, he will be soon.

The Razorback outfielder enters the 2021 campaign as one of the top college baseball players in the country after slashing .381/.467/.619 with three home runs, 11 RBI and a team-best 21 runs scored in 16 games during the pandemic-shortened season. He started every game in center field after manning left field as a Razorback rookie in 2019 when he hit .274 with six home runs and 34 RBI to earn SEC All-Freshman honors.

The Overland Park, Kan., native garnered preseason first-team All-America accolades from four out of the five major college baseball publications this spring, including Baseball America, D1Baseball, NCBWA and Perfect Game. One of Arkansas' four team captains for the 2021 season, Franklin also checked in as the second-best outfielder in D1Baseball's preseason position power rankings.

He rounded out his gathering of preseason accolades with a spot on the USA Baseball Golden Spikes Award Watch List. The award, which is given to the top amateur baseball player in the country, was previously won by former Razorback outfielder Andrew Benintendi in 2015.

DIAPER DANDY NO MOORE

Arkansas second baseman Robert Moore burst onto the scene as a freshman. Now, in year two, he's ready for more.

Moore, the son of Kansas City Royals general manager Dayton Moore,



Sophomore second baseman **Robert Moore** burst onto the scene in 2020, slashing .317/.403/.444 with two homers and 17 RBI before the season was cut short.

started all 16 games in his debut as a Hog one year ago. The then-17-year-old freshman slashed .317/.403/.444 with two homers and 17 RBI before the season was cut short due to the pandemic. His 20 hits on the year ranked second among freshmen in the SEC, and his batting average and RBI total were third most among the league's first-year newcomers.

The slick-handed middle infielder earned SEC Player of the Week and Perfect Game National Player of the Week honors last season, becoming the first freshman in program history to do so. The Leawood, Kan., native now heads into the 2021 campaign as a preseason third-team All-American by D1Baseball and preseason All-SEC First Team honoree.

Moore, also rated the third-best second baseman in D1Baseball's preseason position power rankings, topped off his hype-filled preseason with a spot alongside teammate Christian Franklin on the USA Baseball Golden Spikes Award Watch List. The award, which is given to the top amateur baseball player in the country, was previously won by former Razorback outfielder Andrew Benintendi in 2015.

GOLDEN BOLDEN

Caleb Bolden's strong outing at the State Farm College Baseball Showdown at Globe Life Field, home of the Texas Rangers, in Arlington, Texas, during the opening weekend of the 2021 season earned him the conference's top weekly honor.

The right-hander was named the SEC Co-Pitcher of the Week, putting an exclamation point on his impressive performance in the Razorbacks' 4-0 shutout win against No. 9 Texas. His effort out of the bullpen helped Arkansas secure their second victory of the young season as well as their second consecutive win against a top-10 opponent.

Bolden struck out seven batters in 4.0 no-hit innings, silencing the nationally ranked Longhorns en route to the Razorbacks' shutout win. The Texarkana, Texas, native entered the ballgame in the fifth and tossed the final four frames, picking up the first save of his college career.

ACTION JAXON

Freshman right-hander Jaxon Wiggins has made jaws drop in his first three appearances out of the bullpen for the Razorbacks.



Junior outfielder **Christian Franklin**, a consensus preseason All-American and one of the four Razorback team captains, was named to the watch list for the USA Baseball Golden Spikes Award, which is given to the top amateur baseball player in the country.

The Roland, Okla., native has struck out seven of his first nine batters faced to begin his collegiate career. He has not allowed a hit and owns an unblemished 0.00 ERA in three perfect innings of work thus far.

According to D1Baseball, Wiggins has recorded the second-hardest pitch thrown in all of college baseball this season. The first-year newcomer has clocked in at 98 mph multiple times this year, first doing so in his debut appearance out of the bullpen against No. 10 TCU at the State Farm College Baseball Showdown at Globe Life Field, home of the Texas Rangers, in Arlington, Texas.

FABULOUS FOUR

For the third consecutive year, Arkansas has an SEC-best four preseason first-team honorees.

Casey Opitz (catcher), Robert Moore (second base), Christian Franklin (outfield) and Matt Goodheart (designated hitter/utility) landed on the 2021 Coaches Preseason All-SEC First Team, which was released along with the annual preseason coaches' poll on Thursday, Feb. 11.

The Razorback foursome is the most of any program in the conference - a feat Arkansas also achieved ahead of the 2019 and 2020 campaigns. No other school has more than two first-team honorees on this year's preseason All-SEC squads.

Opitz, the team's primary catcher, slashed .302/.361/.509 with six doubles, one home run and 11 RBI in 16 games during the pandemic-shortened season. He started 14 games behind the dish for the Hogs, throwing out six-of-10 base stealers on the year.

The Centennial, Colo., native, who entered the 2020 campaign as a Baseball America Third Team Preseason All-American, was a preseason All-SEC First Team honoree at catcher one year ago as well. Opitz is rated as the No. 6 catcher in D1Baseball's preseason position power rankings headed into the 2021 season.

Goodheart picked up preseason All-SEC First Team honors at designated hitter/utility for the second consecutive year. The Magnolia, Ark., native slashed .302/.400/.492 in 16 games for the Hogs during the pandemic-



Redshirt junior pitcher **Caleb Bolden** was named the SEC Co-Pitcher of the Week after striking out seven in four hitless innings of work in the shutout win against #9 Texas.

shortened season, totaling three homers and 18 RBI over 63 at-bats.

The Razorbacks' three-hole hitter tallied six multi-hit games and five multi-RBI performances in 2020, driving in a season-high three runs on three occasions. Goodheart finished tied for the team high in free passes (11), which included a team-leading 10 walks and one HBP.

DON'T SLEEP ON THE HOGS

Arkansas was predicted to finish third in the SEC Western Division, collecting two first-place votes from the league's head coaches. Ole Miss (seven votes) and Mississippi State (three votes) were selected to finish first and second, respectively, in the division.

O CAPTAIN! MY CAPTAIN!

Arkansas' four team captains for the 2021 season are catcher Casey Opitz, outfielder Christian Franklin, right-handed pitcher Kevin Kopps and right-handed pitcher Zebulon Vermillion.

CAPACITY INCREASING AT BAUM-WALKER STADIUM

Due to recent changes by Arkansas Governor Asa Hutchinson regarding state-wide COVID-19 directives and in communication with the Arkansas Department of Health, we have developed a plan to safely increase the capacity at Baum-Walker Stadium.


Beginning March 16, and for games scheduled through March 30, additional tickets will be made available. Approximately 1,200 tickets will be added at Baum-Walker Stadium (including increased capacity in the Hog Pen) Any additional adjustments to capacity, for games beginning April 1 through the remainder of the season, will be determined at a later date.



Senior catcher **Casey Opitz**, a preseason first-team All-SEC honoree and one of the four Razorback team captains, entered the 2021 campaign rated as the sixth-best catcher in the country by D1Baseball in the publication's position power rankings.



||| HEAD COACH DAVE VAN HORN



PERSONAL

Born: Sept. 17, 1960
Hometown: Kansas City, Mo.
Alma Mater: Arkansas (1988)
Masters of Science: East Texas State Univ. (1992)
Wife: Karen
Children: Hollan, Mariel
Named Head Coach at Arkansas: June 21, 2002

PLAYING HISTORY

1982-1984 Atlanta Braves Organization
1982 MLB Draft: 10th Rd (Braves)
1982 Arkansas
1980-1981 McLennan (Texas) CC

COACHING HONORS

2004 SEC Coach of the Year
2001 Baseball America National Coach of the Year
2001 BIG 12 Coach of the Year
2001 ABCA Midwest Region Coach of the Year
2000 ABCA Midwest Region Coach of the Year
1997 Southland Coach of the Year
1995 Southland Coach of the Year
1994 NCAA Division II Coach of the Year
1994 ABCA Central Region Coach of the Year

HALL OF FAME

2019 Inducted into Arkansas Sports Hall of Fame
2013 Inducted into Winnetonka HS HOF
2012 Inducted into Ban Johnson League HOF
2001 Inducted into Central Missouri State HOF

After 18 years as head coach of the Razorback baseball program, Dave Van Horn has continued to elevate Arkansas into one of the nation's premier teams year in and year out. Over his 18 seasons as head Hog, Van Horn has led Arkansas to six College World Series appearances, 16 NCAA Tournament berths, one Southeastern Conference overall title, five SEC Western Division championships and a total of 700 wins.

Ever since returning to his alma mater in 2003 to take over for retiring SEC legend Norm DeBriyn, Van Horn has continued to successfully field nationally competitive teams, while also grooming numerous All-Americans, all-conference and future major league players.

Under his guidance, 30 Razorbacks have been named All-Americans, 42 as All-SEC players, and 111 have been picked in the MLB Draft. Those draft picks are the third-most among all active head coaches in the SEC.

Van Horn is the second-winningest coach in Arkansas history with 700 wins entering the 2020 season. In 2018, Van Horn became only the second active head coach in the SEC with 600 or more wins at their current school. He won his 700th game as the Hogs' skipper in what turned out to be the team's final game of the 2020 season against Grand Canyon.

Including his years at Nebraska, Northwestern State and Central Missouri State, Van Horn has racked up 1,060 wins at four-year institutions, which is 15th-most among all active coaches. He is also one of 10 active coaches with 1,000 or more wins at four-year schools.

DVH AGAINST 2021 OPPONENTS				
	W/L	Home	Away	Neutral
Alabama	34-25	17-7	15-15	2-3
Arkansas-Pine Bluff	1-0	1-0	--	--
Arkansas State	--	--	--	--
Auburn	31-23	15-9	16-14	1-0
Central Arkansas	--	--	--	--
Florida	25-21	10-5	9-12	6-4
Georgia	21-17	12-6	9-8	0-3
Grambling State	7-0	6-0	--	1-0
Illinois State	2-1	2-1	--	--
Little Rock	0-1	0-1	--	--
LSU	22-41	13-7	8-16	1-8
Louisiana Tech	18-5	8-2	6-3	4-0
Memphis	9-1	2-0	5-0	2-1
Mississippi State	31-27	19-11	10-14	2-2
Missouri State	20-9	11-7	9-2	--
Murray State	3-0	3-0	--	--
Oklahoma	3-3	1-0	2-2	0-1
Ole Miss	31-41	16-20	9-15	6-6
South Carolina	26-20	12-9	10-8	4-3
SE Missouri State	6-2	6-2	--	--
Tennessee	26-15	13-6	10-7	2-1
Texas	9-6	2-0	3-4	4-2
TCU	3-0	2-0	--	1-0
Texas Tech	5-1	1-0	--	4-1
Texas A&M	16-13	8-4	7-9	1-0

VAN HORN'S CAREER NUMBERS

Year	School	Record	Pct.	Conf.	Place	Tourn.	NCAA
1989	Texarkana CC	39-18	.684	NA	NA	NA	--
1990	Texarkana CC	44-14	.759	NA	NA	NA	--
1991	Texarkana CC	45-12	.789	NA	NA	NA	--
1992	Texarkana CC	48-10	.827	NA	1st	NA	--
1993	Texarkana CC	38-18	.678	NA	NA	NA	--
	Totals	214-72	.748	--	--	--	--
1994	Central Missouri State	51-11	.823	15-1	1st (Div.)	1st (4-1)	NCAA DII Champs
	Totals	51-11	.823	15-1	--	1 (4-1)	--
1995	Northwestern State	37-15	.711	19-5	1st	DNP (0-2)	--
1996	Northwestern State	34-27	.557	14-16	2nd (Div.)	2nd (3-2)	--
1997	Northwestern State	35-23	.603	19-9	1st	DNP (0-2)	--
	Totals	106-65	.620	52-30	--	3 (3-6)	--
1998	Nebraska	24-20	.545	10-13	7th	DNQ	DNQ
1999	Nebraska	42-18	.700	16-9	5th	1st (4-0)	NCAA (1-2)
2000	Nebraska	51-17	.750	21-9	2nd	1st (5-1)	NCAA (4-2)
2001	Nebraska	50-16	.758	20-8	1st	1st (4-0)	CWS (5-2)
2002	Nebraska	47-21	.691	16-11	2nd	2nd (3-1)	CWS (5-3)
	Totals	214-92	.699	67-39	--	4 (16-2)	4 (15-9)
2003	Arkansas	35-22	.612	14-16	6th West	T-7th (0-2)	NCAA (1-2)
2004	Arkansas	45-24	.652	19-11	T-1st Overall	4th (2-2)	CWS (6-3)
2005	Arkansas	39-22	.636	13-17	T-5th West	T-7th (0-2)	NCAA (2-2)
2006	Arkansas	39-21	.650	18-12	2nd West	T-7th (0-2)	NCAA (1-2)
2007	Arkansas	43-21	.672	18-12	1st West	2nd (3-1)	NCAA (2-2)
2008	Arkansas	34-24	.586	14-15	4th West	DNQ	NCAA (0-2)
2009	Arkansas	41-24	.631	14-15	4th West	4th (2-2)	CWS (7-2)
2010	Arkansas	43-21	.672	18-12	2nd West	T-7th (0-2)	NCAA (3-3)
2011	Arkansas	40-22	.645	15-15	1st West	T-3rd (2-2)	NCAA (2-2)
2012	Arkansas	46-22	.676	16-14	T-2nd West	T-9th (0-2)	CWS (7-3)
2013	Arkansas	39-22	.639	18-11	2nd West	T-3rd (2-1)	NCAA (2-2)
2014	Arkansas	40-25	.615	16-14	4th West	T-3rd (3-2)	NCAA (2-2)
2015	Arkansas	40-25	.615	17-12	3rd West	T-5th (2-2)	CWS (5-3)
2016	Arkansas	26-29	.473	7-23	7th West	DNQ	DNQ
2017	Arkansas	45-19	.703	18-11	2nd West	2nd (3-2)	NCAA (3-2)
2018	Arkansas	48-21	.696	18-12	T-1st West	T-3rd (2-1)	CWS Runner-Up (9-3)
2019	Arkansas	46-20	.697	20-10	T-1st West	T-5th (1-2)	NCAA (5-3)
2020	Arkansas	11-5	.688	--	--	--	--
2021	Arkansas	11-0	1.000	--	--	--	--
	Totals	711-389	.646	273-232	--	15 (22-27)	16 (57-39)
CAREER TOTALS		1,296-629	.673	407-302	--	45-36 (.556)	72-47 (.600)

D1Baseball

Week 4

- 1 **Arkansas**
- 2 Vanderbilt
- 3 Mississippi State
- 4 Ole Miss
- 5 Florida
- 6 UCLA
- 7 Georgia Tech
- 8 Miami
- 9 Texas Tech
- 10 Louisville
- 11 TCU
- 12 South Carolina
- 13 Oklahoma State
- 14 East Carolina
- 15 Tennessee
- 16 Oregon State
- 17 Boston College
- 18 Virginia Tech
- 19 Texas
- 20 Florida Atlantic
- 21 LSU
- 22 UC Santa Barbara
- 23 West Virginia
- 24 Arizona
- 25 Notre Dame

Baseball America

Week 4

- 1 **Arkansas**
- 2 Mississippi State
- 3 Vanderbilt
- 4 Ole Miss
- 5 Miami
- 6 Florida
- 7 Georgia Tech
- 8 UCLA
- 9 TCU
- 10 South Carolina
- 11 Texas Tech
- 12 Virginia Tech
- 13 Boston College
- 14 East Carolina
- 15 Louisville
- 16 Arizona
- 17 Oregon State
- 18 North Carolina
- 19 Oklahoma State
- 20 Texas
- 21 Virginia
- 22 Michigan
- 23 Tennessee
- 24 Alabama
- 25 Florida Atlantic

USA Today Coaches Poll

Week 4

- 1 **Arkansas**
- 2 Vanderbilt
- 3 Ole Miss
- 4 Mississippi State
- 5 Florida
- 6 UCLA
- 7 Texas Tech
- 8 South Carolina
- 9 Oklahoma State
- 10 Georgia State
- 11 TCU
- 12 Louisville
- 13 Miami, FL
- 14 Tennessee
- 15 East Carolina
- 16 Oregon State
- 17 Arizona
- 18 Boston College
- T19 Virginia Tech
- T19 LSU
- T21 Texas
- T21 Florida Atlantic
- 23 Alabama
- 24 UC Santa Barbara
- 25 Notre Dame

Perfect Game

Week 4

- 1 Arkansas
- 2 Florida
- 3 Ole Miss
- 4 Vanderbilt
- 5 Mississippi State
- 6 Miami
- 7 Texas Tech
- 8 Georgia Tech
- 9 Louisville
- 10 East Carolina
- 11 UCLA
- 12 South Carolina
- 13 Arizona
- 14 Indiana
- 15 Arizona State
- 16 TCU
- 17 Boston College
- 18 LSU
- 19 Michigan
- 20 Florida Atlantic
- 21 Oregon State
- 22 Oklahoma State
- 23 Ohio State
- 24 Virginia
- 25 Virginia Tech

Collegiate Baseball

Week 4

- 1 **Arkansas**
- 2 Vanderbilt
- 3 Florida
- 4 Mississippi
- 5 South Carolina
- 6 Texas Tech
- 7 Georgia
- 8 Mississippi State
- 9 East Carolina
- 10 UCLA
- 11 Oklahoma State
- 12 Georgia Tech
- 13 Arizona
- 14 Louisville
- 15 LSU
- 16 Miami
- 17 Oregon State
- 18 Arizona State
- 19 Michigan
- 20 TCU
- 21 Oregon
- 22 Virginia Tech
- 23 North Carolina
- 24 Alabama
- 25 Southern Illinois
- 26 UC Santa Barbara
- 27 Florida Atlantic
- 28 Tennessee
- 29 Dallas Baptist
- 30 Ball State

NCBWA

Week 4

- 1 **Arkansas**
- 2 Vanderbilt
- 3 Ole Miss
- 4 Florida
- 5 Mississippi State
- 6 UCLA
- 7 South Carolina
- 8 Miami
- 9 Texas Tech
- 10 Oklahoma State
- 11 TCU
- 12 Louisville
- 13 Georgia Tech
- 14 East Carolina
- 15 Tennessee
- 16 Oregon State
- 17 Arizona
- 18 LSU
- 19 Texas
- 20 UC Santa Barbara
- 21 Boston College
- T22 Alabama
- T22 Florida Atlantic
- 24 Virginia Tech
- 25 Virginia
- 26 Georgia
- 27 Arizona State
- 28 Dallas Baptist
- 29 Oregon
- T30 Stanford
- T30 West Virginia

Arkansas Week-By-Week in the Polls

	D1	BA	COACHES	PG	CB	NCBWA
Preseason	8	14	8	20	22	8
Week 2	2	6	8	5	5	3
Week 3	1	1	1	3	1	1
Week 4	1	1	1	1	1	1
Week 5	--	--	--	--	--	--
Week 6	--	--	--	--	--	--
Week 7	--	--	--	--	--	--
Week 8	--	--	--	--	--	--
Week 9	--	--	--	--	--	--
Week 10	--	--	--	--	--	--
Week 11	--	--	--	--	--	--
Week 12	--	--	--	--	--	--
Week 13	--	--	--	--	--	--
Week 14	--	--	--	--	--	--
Week 15	--	--	--	--	--	--
Week 16	--	--	--	--	--	--
Final	--	--	--	--	--	--

D1 - D1Baseball.com

BA - Baseball America


COACHES - USA Today Coaches Poll

PG - Perfect Game


CB - Collegiate Baseball Newspaper

NCBWA - National Collegiate Baseball Writers Association

A THE ARKANSAS RAZORBACKS




ROBERT MOORE
So. • 5-9 • 170 • S/R
INF • Leawood, Kan.




ZACK GREGORY
R-So. • 5-10 • 185 • L/R
INF • Keller, Texas




JALEN BATTLES
Jr. • 6-2 • 205 • R/R
INF • San Antonio, Texas




JACOB NESBIT
R-Jr. • 6-0 • 180 • R/R
INF • Coppell, Texas




CAYDEN WALLACE
Fr. • 6-0 • 205 • R/R
INF/OF • Greenbrier, Ark.



BRAYDON WEBB
R-Sr. • 6-0 • 200 • R/R
OF • McKinney, Texas



MATT GOODHEART
Sr. • 6-1 • 185 • L/R
INF • Magnolia, Ark.




CASON TOLLETT
So. • 6-1 • 210 • R/R
C/1B • Little Rock, Ark.




CASEY OPITZ
Sr. • 5-11 • 200 • S/R
C • Centennial, Colo.




CONNOR NOLAND
Jr. • 6-2 • 220 • R/R
RHP • Greenwood, Ark.




CULLEN SMITH
R-Sr. • 6-0 • 185 • L/R
INF • Nashville, Tenn.




DYLAN LEACH
Fr. • 5-11 • 195 • S/R
C • Carthage, Texas




ZAC WHITE
Fr. • 6-0 • 180 • R/R
INF/OF • Little Rock, Ark.




BRADY SLAVENS
Jr. • 6-3 • 195 • L/R
INF • Olathe, Kan.



LAEL LOCKHART
Grad. • 6-3 • 220 • S/L
LHP • Friendswood, Texas




CHARLIE WELCH
Jr. • 6-0 • 205 • R/R
C • St. Petersburg, Fla.




ELIJAH TREST
Jr. • 6-3 • 220 • L/R
RHP • White Oak, Texas




JACOB BURTON
Jr. • 6-0 • 185 • R/R
RHP • Diana, Texas



JAXON WIGGINS
Fr. • 6-6 • 220 • R/R
RHP • Roland, Okla.




CHRISTIAN FRANKLIN
Jr. • 5-11 • 195 • R/R
OF • Overland Park, Kan.




ETHAN BATES
Fr. • 5-11 • 175 • R/R
INF • Hot Springs, Ark.



BLAKE ADAMS
So. • 6-2 • 215 • R/R
RHP • Springdale, Ark.




KOLE RAMAGE
Sr. • 6-1 • 205 • R/R
RHP • Southlake, Texas



NATE WOHLGEMUTH
Fr. • 5-11 • 210 • R/R
RHP • Owasso, Okla.



CALEB BOLDEN
R-Jr. • 6-2 • 190 • R/R
RHP • Texarkana, Texas



ZACK MORRIS
So. • 6-3 • 220 • L/L
LHP • Cabot, Ark.




PATRICK WICKLANDER
Jr. • 6-1 • 205 • R/L
LHP • San Jose, Calif.




NICK GRIFFIN
Fr. • 6-4 • 185 • R/R
LHP • Monticello, Ark.




RYAN COSTEIU
Jr. • 6-0 • 200 • R/R
RHP • Clayton, Calif.



PEYTON PALLETTE
So. • 6-1 • 175 • R/R
RHP • Benton, Ark.




CADEN MONKE
Jr. • 6-3 • 170 • L/L
LHP • Mt. Olive, Ill.



MARK ADAMIAK
So. • 6-4 • 225 • R/R
RHP • Shawnee, Kan.



EVAN TAYLOR
Jr. • 6-4 • 255 • L/L
LHP • Florence, Ala.




COREY SPAIN
R-Fr. • 5-11 • 215 • L/L
LHP • Monett, Mo.




WILL MCENTIRE
So. • 6-4 • 235 • L/R
RHP • Bryant, Ark.




MILLER PLEIMANN
R-So. • 6-4 • 200 • R/R
RHP • Fayetteville, Ark.




KEVIN KOPPS
R-Sr. • 6-0 • 200 • R/R
RHP • Sugar Land, Texas



TYLER CACCIATORI
Fr. • 6-6 • 235 • R/R
RHP • Sheridan, Ark.



HESTON TOLE
Fr. • 6-6 • 210 • R/R
RHP • Wichita Falls, Kan.



MATTHEW MAGRE
Fr. • 6-1 • 205 • L/L
LHP • Fayetteville, Ark.




LOUIS STALLONE
Fr. • 6-9 • 235 • R/R
RHP • Kings Park, N.Y.



GABRIEL STARKS
Fr. • 6-4 • 215 • R/R
RHP • Pine Bluff, Ark.




NATHAN RINTZ
R-Fr. • 6-2 • 190 • R/R
RHP • Schaumburg, Ill.



EVAN GRAY
R-Fr. • 6-4 • 200 • R/R
RHP • Swansea, Ill.



ISSAC BRACKEN
Grad. • 6-0 • 195 • R/R
RHP • Berthoud, Colo.



ZEBULON VERMILLION
Sr. • 6-4 • 230 • L/R
RHP • Prairie Village, Kan.





No.	Player	Pos.	B/T	Yr.	Ht.	Wt.	Hometown / High School / Previous School
1	Robert Moore	INF	S/R	So.	5-9	170	Leawood, Kan. / Shawnee Mission East HS
3	Zack Gregory	INF/OF	L/R	R-So.	5-10	185	Keller, Texas / Timber Creek HS
4	Jalen Battles	INF	R/R	Jr.	6-2	205	San Antonio, Texas / James Madison HS / McLennan CC
5	Jacob Nesbit	INF	R/R	R-Jr.	6-0	180	Coppell, Texas / Coppell HS
7	Cayden Wallace	INF/OF	R/R	Fr.	6-0	205	Greenbrier, Ark. / Greenbrier HS
8	Braydon Webb	OF	R/R	R-Sr.	6-0	200	McKinney, Texas / McKinney Boyd HS / Grayson CC
10	Matt Goodheart	INF	L/R	Sr.	6-1	185	Magnolia, Ark. / Magnolia HS / San Jacinto CC
11	Cason Tollett	C/1B	R/R	So.	6-1	210	Little Rock, Ark. / Little Rock Christian Academy
12	Casey Opitz	C	S/R	Sr.	5-11	200	Centennial, Colo. / Heritage HS
13	Connor Noland	RHP	R/R	Jr.	6-2	220	Greenwood, Ark. / Greenwood HS
14	Cullen Smith	INF	L/R	R-Sr.	6-0	185	Nashville, Tenn. / Wilson Central HS / East Tenn. State
15	Dylan Leach	C	S/R	Fr.	5-11	195	Carthage, Texas / Carthage HS
16	Zac White	OF	R/R	Fr.	6-0	180	Little Rock, Ark. / Joe T. Robinson HS
17	Brady Slavens	INF	L/R	Jr.	6-3	195	Olathe, Kan. / Olathe NW HS / Wichita St. / Johnson County CC
18	Lael Lockhart	LHP	S/L	Grad.	6-3	220	Friendswood, Texas / Friendswood HS / Houston
19	Charlie Welch	C	R/R	Jr.	6-0	205	St. Petersburg, Fla. / Jefferson HS / St. Johns River State
20	Elijah Trest	RHP	L/R	Jr.	6-3	220	White Oak, Texas / White Oak HS
21	Jacob Burton	RHP	R/R	Jr.	6-0	185	Diana, Texas / New Diana HS
22	Jaxon Wiggins	RHP	R/R	Fr.	6-6	220	Roland, Okla. / Roland HS
25	Christian Franklin	OF	R/R	Jr.	5-11	195	Overland Park, Kan. / Rockhurst HS
26	Ethan Bates	INF	L/R	Fr.	5-11	175	Hot Springs, Ark. / Lakeside HS
27	Blake Adams	RHP	R/R	So.	6-2	215	Springdale, Ark. / Springdale Har-Ber HS
28	Kole Ramage	RHP	R/R	Sr.	6-1	205	Southlake, Texas / Southlake Carroll HS
29	Nate Wohlgemuth	RHP	R/R	Fr.	5-11	210	Owasso, Okla. / Owasso HS
31	Caleb Bolden	RHP	R/R	R-Jr.	6-2	190	Texarkana, Texas / Pleasant Grove HS
32	Zack Morris	LHP	L/L	So.	6-3	220	Cabot, Ark. / Cabot HS
33	Patrick Wicklander	LHP	R/L	Jr.	6-1	205	San Jose, Calif. / Valley Christian HS
34	Nick Griffin	LHP	L/L	Fr.	6-4	185	Monticello, Ark. / Monticello HS
35	Ryan Costeiu	RHP	R/R	Jr.	6-0	200	Clayton, Calif. / De La Salle HS / Sacramento City College
36	Peyton Palette	RHP	R/R	So.	6-1	175	Benton, Ark. / Benton HS
37	Caden Monke	LHP	L/L	Jr.	6-3	170	Mt. Olive, Ill. / Mt. Olive HS
38	Mark Adamiak	RHP	R/R	So.	6-4	225	Shawnee, Kan. / Shawnee Mission Northwest HS
39	Evan Taylor	LHP	L/L	Jr.	6-4	255	Florence, Ala. / Florence HS
40	Corey Spain	LHP	L/L	R-Fr.	5-11	215	Monett, Mo. / Monett HS
41	Will McEntire	RHP	L/R	So.	6-4	235	Bryant, Ark. / Bryant HS
43	Miller Pleimann	RHP	R/R	R-So.	6-4	200	Fayetteville, Ark. / Fayetteville HS / Wichita State
45	Kevin Kopps	RHP	R/R	R-Sr.	6-0	200	Sugar Land, Texas / George Ranch HS
46	Tyler Cacciatori	RHP	R/R	Fr.	6-6	235	Sheridan, Ark. / Sheridan HS
48	Heston Tole	RHP	R/R	Fr.	6-6	210	Wichita Falls, Texas / IMG Academy
50	Matthew Magre	LHP	L/L	Fr.	6-1	205	Fayetteville, Ark. / Fayetteville HS
52	Louis Stallone	RHP	R/R	Fr.	6-9	235	Kings Park, N.Y. / St. Anthony's HS
55	Gabriel Starks	RHP	R/R	Fr.	6-1	215	Pine Bluff, Ark. / Watson Chapel HS
57	Nathan Rintz	RHP	R/R	R-Fr.	6-2	190	Schaumburg, Ill. / Schaumburg HS
58	Evan Gray	RHP	R/R	R-Fr.	6-4	200	Swansea, Ill. / Belleville East HS
59	Issac Bracken	RHP	R/R	Grad.	6-0	195	Berthoud, Colo. / Berthoud HS / Northern Colorado
88	Zebulon Vermillion	RHP	L/R	Sr.	6-4	230	Prairie Village, Kan. / Shawnee Mission East HS

Coaches and Support Staff

Head Coach:	2 Dave Van Horn, 19th season (Arkansas, 1988)
Assistant Coach:	30 Nate Thompson, 4th season (Dallas-Baptist, 2006)
Assistant Coach:	47 Matt Hobbs, 3rd season (Missouri, 2002)
Volunteer Assistant Coach:	6 Bobby Wernes, 1st season (Arkansas, 2018)
Student Assistants:	51 DJ Baxendale, 2nd season; 44 Marshall Denton, 1st season
Director of Operations:	Clay Goodwin, 14th season (Arkansas, 2005)
Athletic Trainer:	Corey Wood (East Carolina, 2008)
Strength & Conditioning	Blaine Kinsley (Lenoir-Rhyne, 2010)
Director of Video and Scouting	Zach Barr (Arkansas, 2017)
Graduate Managers:	Phil Cebuhar, Daniel DeMondesert, Ben Breazeale, Shane Opitz
Student Managers:	Josh Langham, John McElroy, Matthew Schluterman, Mason Schultz
Sports Information Director:	Oliver Grigg (Tulane, 2017)
Academics Director:	Brock Randels (NW Oklahoma State, 2019)
Sports Nutritionist:	Lauren Lyons (Saint Louis University, 2017)
Sport Administrator:	Kevin Trainor (Arkansas, 1994)

Pronunciation Guide

Mark Adamiak	uh-DOM-ee-ack
Tyler Cacciatori	catch-a-toree
Ryan Costeiu	COST-you
Miller Pleimann	PLY-men
Lael Lockhart	LYLE
Matthew Magre	MAH-gray
Caden Monke	Monk
Jacob Nesbit	NEZ-bit
Peyton Palette	PAH-let
Casey Opitz	oh-pitts
Kole Ramage	RAM-midge
Nathan Rintz	rinse
Brady Slavens	SLAY-vins
Cason Tollet	TUH-let
Nate Wohlgemuth	wole-guh-muth



PROJECTED LINEUP

12 CASEY OPITZ **C** **S/R** **SR** **.353/.436/.529**

Last Game: March 12 vs. Louisiana Tech, 1-for-5, SB

Leads the Razorbacks in batting average, hitting 353 through his first 10 games (34 at-bats) of the year ... Accounted for a team-high three runs and drew a team-best three walks vs. #3 Texas Tech (2/20) ... Preseason All-SEC First Team ... No. 6 catcher in D1Baseball's preseason position power rankings.

17 BRADY SLAVENS **1B** **L/R** **JR** **.317/.396/.683**

Last Game: March 12 vs. Louisiana Tech, 1-for-3, R, RBI, BB, SB

Team-high four homers and 12 RBI on the year ... Launched his first home run as a Razorback against #9 Texas (2/21), hitting a three-run dinger and driving in four total runs in the win ... Attended Johnson County CC before arriving at Arkansas ... National Player of the Year by JUCO Baseball Blog.

1 ROBERT MOORE **2B** **S/R** **SO** **.348/.426/.565**

Last Game: March 12, 1-for-6, 2 RBI

Squad-leading five stolen bases this season ... Five multi-hit games, including two three-hit efforts on the year ... Went 2-for-3 with two runs scored, an RBI and two stolen bases in the season opener vs. #3 Texas Tech (2/20) ... Preseason Third Team All-American by D1Baseball ... Preseason All-SEC First Team ... No. 3 second baseman in D1Baseball's preseason position power rankings.

14 CULLEN SMITH **3B** **R/R** **R-SR** **.273/.435/.424**

Last Game: March 12 vs. Louisiana Tech, 0-for-4

Picked up his first hit as a Razorback in the season opener vs. #3 Texas Tech (2/20), also collecting his first RBI of the year ... Walked twice and scored twice in the Hogs' 13-9 win ... Three-time All-SoCon honoree at East Tennessee State before transferring to Arkansas.

4 JALEN BATTLES **SS** **R/R** **JR** **.325/.404/.500**

Last Game: March 12 vs. Louisiana Tech, 1-for-2, 2 R, HR, 2 RBI, 3 BB

Tied for team lead in RBI with 12 ... Made his Hog debut in the opener vs. #3 Texas Tech (2/20), collecting a team-leading three RBI on a team-best three hits, including a double ... Walk-off infield single in the extra-inning win vs. SEMO (3/25) ... No. 16 shortstop in D1Baseball's preseason position power rankings.

8 BRAYDON WEBB **LF** **R/R** **R-SR** **.050/.321/.050**

Last Game: March 12 vs. Louisiana Tech, 0-for-2

Went 1-for-5 with two RBI and a stolen base in the season opener vs. #3 Texas Tech (2/20) ... Hit by a team-high four pitches through the first eight games of the year.

25 CHRISTIAN FRANKLIN **CF** **R/R** **JR** **.273/.396/.545**

Last Game: March 12 vs. Louisiana Tech, 0-for-5, R, HBP

Game-tying RBI triple against #10 TCU (2/22), powering the Razorbacks to a 4-1 comeback win ... Homered in the first three games of the series against SEMO (2/25-27) ... Consensus preseason All-American, picking up first-team recognition from four of the five major national college baseball publications, including Baseball America, D1Baseball, NCBWA and Perfect Game ... Preseason All-SEC First Team ... No. 2 outfielder in D1Baseball's preseason position power rankings.

7 CAYDEN WALLACE **RF** **R/R** **FR** **.216/.333/.568**

Last Game: March 12 vs. Louisiana Tech, 2-for-3, 3 R, 2B, HR, RBI, BB, HBP

Went 1-for-4 with two runs scored in his Razorback debut in the opener vs. #3 Texas Tech (2/20) ... Hit his first collegiate home runs against SEMO (2/26), driving in two runs in the win.

10 MATT GOODHEART **DH** **L/R** **SR** **.304/.407/.565**

Last Game: March 12 vs. Louisiana Tech, 1-for-4, R, HR, 2 RBI, BB

Made his return to the lineup against SEMO (2/27) after missing the Razorbacks' season-opening weekend at the State Farm College Baseball Showdown due to a non-COVID-related health reason ... Collected an RBI and a stolen base in his season debut ... Preseason All-SEC First Team.

THE BENCH

3 ZACK GREGORY **INF/OF** **L/R** **R-SO**

Last Game: March 12 vs. Louisiana Tech, 1-for-2, RBI, HBP

Hitting .333 with one home run and an two RBI in 12 at-bats in 2021 ... Started six games, playing in 10 overall as a redshirt freshman during the pandemic-shortened 2020 campaign Made two starts in LF, one in RF and three at first base ... Hit leadoff three times in 2020 ... Recorded three hits, two RBIs, five walks, a run scored and a stolen base.

5 JACOB NESBIT **INF** **R/R** **R-JR**

Last Game: March 7 vs. Murray State, 1-for-4, 1 R, 1 HR, 3 RBI

Started at third base in all three contests at the State Farm College Baseball Showdown ... Drew a walk in each game ... Jacked his first home run of the season against Murray State (3/7), launching a three-run shot in the win.

11 CASON TOLLETT **C/1B** **R/R** **SO**

Last Game: Feb. 15, 2020 vs. EIU, 0-for-1

Played in one game as a pinch hitter in 2020, coming in to hit in the eighth inning against Eastern Illinois (2/15) ... Spent the rest of season recovering from an injury.

15 DYLAN LEACH **C** **S/R** **FR**

Last Game: March 7 vs. Murray State, 0-for-3, HBP

Made his Hog debut against SEMO (2/26), picking up his first collegiate hit in the win ... Top-500 overall prospect nationally by Perfect Game ... Ranked as the No. 5 catcher in the state of Texas and the No. 36 catcher in the country ... 2020 Perfect Game Preseason Underclass All-American (Texas All-Region First Team).

16 ZAC WHITE **INF/OF** **R/R** **FR**

Last Game: Feb. 27 vs. SEMO, 1-for-2

Made his Razorback debut against SEMO (2/27) and collected his first collegiate hit ... Native of Little Rock, Ark. ... Batted .506 for Joe T. Robinson HS as a junior with four triples, 11 doubles, four home runs, 33 RBI and a .571 on-base percentage ... Brother (John David) plays football for Arkansas ... Father (David) was a golfer for Razorbacks.

19 CHARLIE WELCH **C** **R/R** **JR**

Last Game: March 12 vs. Louisiana Tech, 1-for-1, R, 2B

Made his Razorback debut against SEMO (2/26/21), smashing a two-run homer ... Before Arkansas, hit .280 with four homers, 17 RBI and 20 runs scored in 26 games during the pandemic-shortened 2020 season at St. Johns River State College.

26 ETHAN BATES **INF** **L/R** **FR**

Last Game: Feb. 28 vs. SEMO, 1-for-2, 1 RBI, 1 BB

Made his Razorback debut against SEMO (2/27) ... Collected his first collegiate hit and RBI against SEMO (2/28) ... Native of Hot Springs, Ark. ... No. 15 prospect in state of Arkansas, according to Perfect Game ... Named the 2019 Sentinel Record All-Garland County Baseball Player of the Year.

PROJECTED ROTATION




FRIDAY

RHP 36 PEYTON PALLETTE**SO****1-0, 2.08 ERA, 7 BB, 31 K**

Last Game: March 12 vs. Louisiana Tech, 4.0 IP, 2 H, 2 R, 2 ER, 2 BB, 5 K

Made his first career start against #9 Texas (2/21) at the State Farm College Baseball Showdown at Globe Life Field in Arlington, Texas, striking out eight Longhorns in 4.1 scoreless innings of work ... In his second start, struck out eight and earned the win in five scoreless innings against SEMO (2/26) ... Struck out a season-high 10 in four innings against Murray State (3/5) ... 10 hits allowed and seven walks against through four starts (17.1 innings) this year ... Has thrown the fourth-hardest pitch (96 mph) in all of college baseball during the season, according to D1Baseball ... Entered the 2021 campaign as the No. 126 starting pitcher in D1 Baseball's preseason position power rankings.



SATURDAY

RHP 88 ZEBULON VERMILLION**SR****0-0, 3.86 ERA, 6 BB, 6 K**

Last Start: Feb. 26 vs. SEMO, 3.0 IP, 2 H, 2 R, 2 ER, 4 BB, 1 K

Made his first career start in the season opener against #3 Texas Tech (2/20) at the State Farm College Baseball Showdown at Globe Life Field in Arlington, Texas ... Struck out four in four innings of work, allowing two runs on three hits and two walks ... Went three innings against SEMO (2/26) in his second start of the year, striking out one ... Pitched 2.1 scoreless frames out of the bullpen against Murray State (3/6), striking out one ... Entered the 2021 campaign as the No. 118 starting pitcher in D1 Baseball's preseason position power rankings.



SUNDAY

LHP 18 LAEL LOCKHART**GRAD****1-0, 2.77 ERA, 6 BB, 19 K**

Last Start: March 7 vs. Murray State, 5.0 IP, 5 H, 0 R, 0 ER, 1 BB, 6 K

Made his first start as a Razorback against #10 TCU (2/22) at the State Farm College Baseball Showdown, striking out eight over 4.1 innings of work ... Allowed only one run on two hits and two walks in Arkansas' 4-1 win ... Second start of the year came against SEMO (2/28), striking out five Redhawks in 3.2 innings of work ... Graduate transfer from Houston, where he was the Cougars' Friday night starter and posted a 1-2 record with a 4.58 ERA in four starts during the pandemic-shortened season.

PITCHER BREAKDOWN


	W-L-S	ERA	IP	H	R	ER	BB	SO
Starters	2-0	3.66	39.1	30	19	16	22	58
Relievers	9-0-5	3.75	57.2	45	25	14	30	71

THE HOG PEN

Pitcher	Last App.	IP	H	R	ER	BB	SO	HR	RI/S	---- Season Totals ----		
										RI/S	SV	Ret./1BF (BB)
Mark Adamiak	--	0.0	0	0	0	0	0	0	0/0	0/0	0	0/0 (0)
Blake Adams	3/6 (MSU)	2.1	3	1	1	0	2	0	1/0	1/0	0	1/1 (0)
Caleb Bolden	2/21 (Texas)	4.0	0	0	0	1	7	0	0/0	0/0	1	1/1 (0)
Issac Bracken	--	0.0	0	0	0	0	0	0	0/0	0/0	0	0/0 (0)
Jacob Burton	--	0.0	0	0	0	0	0	0	0/0	0/0	0	0/0 (0)
Tyler Cacciatori	--	0.0	0	0	0	0	0	0	0/0	0/0	0	0/0 (0)
Ryan Costeiu	3/12 (LTU)	0.1	2	2	2	0	1	0	2/2	5/3	0	4/6 (1)
Evan Gray	3/7 (MSU)	1.0	0	0	0	1	2	0	0/0	0/0	0	2/2 (0)
Nick Griffin	--	0.0	0	0	0	0	0	0	0/0	0/0	0	0/0 (0)
Kevin Kopps	3/12 (LTU)	2.0	2	0	0	1	2	0	0/0	9/2	1	5/6 (0)
Matthew Magre	2/26 (SEMO)	1.0	0	0	0	1	1	0	0/0	0/0	0	0/1 (1)
Will McEntire	--	0.0	0	0	0	0	0	0	0/0	0/0	0	0/0 (0)
Caden Monke	3/6 (MSU)	1.0	0	0	0	2	1	0	1/0	5/2	0	2/4 (0)
Zack Morris	3/12 (LTU)	0.2	0	0	0	0	0	0	1/1	5/2	0	3/4 (0)
Connor Noland	3/5 (MSU)	0.1	2	3	3	1	0	1	2/0	2/0	0	2/2 (0)
Miller Pleimann	--	0.0	0	0	0	0	0	0	0/0	0/0	0	0/0 (0)
Kole Ramage	2/26 (SEMO)	1.1	1	1	1	1	1	0	0/0	0/0	0	0/2 (1)
Nathan Rintz	--	0.0	0	0	0	0	0	0	0/0	0/0	0	0/0 (0)
Corey Spain	--	0.0	0	0	0	0	0	0	0/0	0/0	0	0/0 (0)
Louis Stallone	--	0.0	0	0	0	0	0	0	0/0	0/0	0	0/0 (0)
Gabriel Starks	2/26 (SEMO)	1.0	1	1	1	0	1	0	0/0	0/0	0	0/1 (0)
Evan Taylor	2/26 (SEMO)	0.1	0	0	0	2	0	0	0/0	1/0	0	1/1 (0)
Heston Tole	--	0.0	0	0	0	0	0	0	0/0	0/0	0	0/0 (0)
Elijah Trest	3/12 (LTU)	0.2	1	0	0	0	0	0	2/2	5/4	0	1/3 (0)
Zebulon Vermillion	3/6 (MSU)	2.1	2	0	0	0	1	0	1/0	1/0	1	1/1 (0)
Patrick Wicklander	3/12 (LTU)	1.1	6	3	3	0	2	0	0/0	3/2	0	1/3 (0)
Jaxon Wiggins	3/12 (LTU)	1.0	0	0	0	1	2	0	0/0	0/0	1	4/4 (0)
Nate Wohlgenuth	3/7 (MSU)	0.0	0	0	0	2	0	0	0/0	0/0	0	0/2 (2)
TEAM TOTALS										37/15 (41%)	4	28/44 (5)



Patrick Wicklander has struck out seven in 7.1 frames out of the bullpen during the 2021 campaign. The lefty struck out three in four innings against SEMO (2/25).



Kevin Kopps leads the Hog bullpen in strikeouts with 17 in 9.0 innings of work this year. Opponents are hitting .182 off the right-hander through his first seven appearances this season.



Jaxon Wiggins has struck out nine of the 12 batters he has faced to begin his career. The freshman has also thrown the second-hardest pitch (98 mph) in college baseball this year.



||| SEASON BESTS

TEAM GAME HIGHS

Team Batting

At bats:	39	vs. SEMO (Feb. 27)
Runs scored:	13	vs. #3 Texas Tech (Feb. 20 at Globe Life Field)
Hits:	15	vs. SEMO (Feb. 27)
RBI:	11	vs. Murray State (March 6)
Doubles:	6	vs. SEMO (Feb. 28)
Triples:	1	(3 times)
Home runs:	4	vs. SEMO (Feb. 26)
Total bases:	27	vs. SEMO (Feb. 28)
Walks:	11	vs. #3 Texas Tech (Feb. 20 at Globe Life Field)
Strikeouts:	14	vs. #3 Texas Tech (Feb. 20 at Gloe Life Field)
Sac hits:	1	vs. #10 TCU (Feb. 22 at Globe Life Field)
Sac flies:	3	vs. Murray State (March 7)
Stolen bases:	4	vs. SEMO (Feb. 27)
Hit by pitch:	3	(3 times)
Caught stealing:	2	vs. Murray State (March 6)
Runners LOB:	12	vs. SEMO (Feb. 27)
Hit into DP:	1	(2 times)

Fielding

Putouts:	30	(2 times)
Assists:	15	vs. SEMO (Feb. 25)
Errors:	2	(2 times)
Passed balls:	1	vs. SEMO (Feb. 26)
DPs turned:	2	vs. Murray State (March 7)

Pitching

Innings pitched:	10.0	(2 times)
Runs allowed:	9	vs. #3 Texas Tech (Feb. 20 at Globe Life Field)
Earned runs:	9	vs. #3 Texas Tech (Feb. 20 at Globe Life Field)
Walks allowed:	7	(2 times)
Strikeouts:	18	(2 times)
Hits allowed:	13	at Louisiana Tech (March 12)
Doubles allowed:	3	vs. Murray State (March 6)
Triples allowed:	1	(2 times)
Homers allowed:	2	vs. Murray State (March 5)
Wild pitches:	2	(4 times)
Hit batters:	3	(2 times)

INDIVIDUAL GAME HIGHS

Individual Batting

At-bats:	6	Robert Moore at Louisiana Tech (March 12)
Runs scored:	3	(6 times)
Hits:	4	Christian Franklin vs. SEMO (Feb. 27)
RBIs:	4	(3 times)
Doubles:	2	Jalen Battles vs. SEMO (Feb. 27)
Triples:	1	(3 times)
Home runs:	2	Robert Moore vs. Murray State (March 5)
Total bases:	9	Robert Moore vs. Murray State (Feb. 5)
Walks:	3	(3 times)
Strikeouts:	4	(2 times)
Sac hits:	1	(2 times)
Sac flies:	1	(6 times)
Stolen bases:	2	(2 times)
Hit by pitch:	2	(2 times)
Caught stealing:	1	(4 times)
Runners LOB:	5	Matt Goodheart at Louisiana Tech (March 12)

Fielding

Putouts:	18	Casey Opitz vs. #10 TCU (Feb. 22)
Assists:	5	(2 times)
Errors:	1	(5 times)
Passed balls:	1	Dylan Leach vs. SEMO (Feb. 26)

Pitching

Innings pitched:	5.0	(2 times)
Runs allowed:	4	Caleb Bolden vs. Murray State (March 6)
Earned runs:	3	(3 times)
Walks allowed:	4	Zebulon Vermillion vs. SEMO (Feb. 26)
Strikeouts:	10	Peyton Pallette vs. Murray State (March 5)
Hits allowed:	6	Patrick Wicklander at Louisiana Tech (March 12)
Doubles allowed:	3	Caleb Bolden vs. Murray State (March 6)
Triples allowed:	1	(2 times)
Homers allowed:	1	(6 times)
Wild pitches:	2	(2 times)
Hit batters:	2	(3 times)

THE LAST TIME AN ARKANSAS PLAYER...

4 hits in a game.....	Christian Franklin vs. SEMO, Feb. 27, 2021
5 hits in a game.....	Andy Wilkins at #9 Oklahoma (Norman Regional), May 31, 2009
6 hits in a game.....	Jeremy Jackson vs. Northeastern (Okla.), April 16, 1997
2 hits in an inning.....	Casey Opitz vs. Eastern Illinois, Feb. 16, 2019
2 doubles in a game.....	Jalen Battles vs. SEMO, Feb. 27, 2021
3 doubles in a game.....	Trevor Ezell vs. TCU (Fayetteville Regional), June 1, 2019
4 doubles in a game.....	Rodney Nye vs. La. Tech, March 31, 1998
2 triples in a game.....	Jax Biggers vs. Auburn (SEC Tournament), May 25, 2017
Led off a game with a HR.....	Braydon Webb vs. Eastern Illinois, Feb. 15, 2020
2 home runs in a game.....	Robert Moore vs. Murray State, March 5, 2021
3 home runs in a game.....	Chad Spanberger vs. Auburn (SEC Tournament), May 26, 2017
Grand slam.....	Jack Kenley vs. #15 LSU, May 9, 2019
HR in consecutive at-bats.....	Robert Moore vs. Murray State, March 5, 2021
HR in 3 straight games.....	Christian Franklin vs. SEMO, Feb. 25-27, 2021
HR in 4 straight games.....	Aaron Murphree vs. OSU, So. Dakota St. & Siena, March 2-8, 2008
HR in 5 straight games.....	Aaron Murphree vs. OSU, So. Dakota St. & Siena, March 2-8, 2008
HR in 6 straight games.....	Aaron Murphree vs. OSU, So. Dakota St. & Siena, March 2-9, 2008
Pinch-hit home run.....	Evan Lee at Mississippi State, April 21, 2018
Inside-the-park home run.....	Casey Martin vs. Kentucky, May 3, 2019
Back-to-back home runs.....	Cayden Wallace and Brady Slavens vs. SEMO, Feb. 28, 2021
Walk-off home run.....	Heston Kjerstad vs. South Alabama, March 8, 2020
4 runs in a game.....	Trevor Ezell vs. Ark. - Pine Bluff, April 16, 2019
5 runs in a game.....	Eric Cole vs South Carolina (NCAA Super), June 11, 2018
6 runs in a game.....	Trevor Ezell vs. Grambling St., April 30, 2019
4 RBI in a game.....	Christian Franklin vs. Murray State, March 6, 2021
5 RBI in a game.....	C. Martin and H. Kjerstad vs. #18 Tennessee, April 27, 2019
6 RBI in a game.....	Heston Kjerstad vs. Eastern Illinois, Feb. 16, 2020
7 RBI in a game.....	Chad Spanberger vs. Auburn (SEC Tournament), May 25, 2017
8 RBI in a game.....	Rodney Nye vs. ORU, April 14, 1999
9 RBI in a game.....	Ryan Lundquist vs. Central Missouri St., March 4, 1997
2 stolen bases in a game.....	Christian Franklin vs. SEMO, Feb. 27, 2021
3 stolen bases in a game.....	Andrew Benintendi vs Stephen F. Austin, April 15, 2015
4 stolen bases in a game.....	Logan Forsythe vs. Ole Miss, May 19, 2007
Stole home.....	Bobby Wernes vs. Ole Miss, March 28, 2015
2 errors in a game.....	Zack Gregory vs. Texas, Feb. 29, 2020
3 errors in a game.....	Bobby Wernes, at LSU, April 12, 2014
4 errors in a game.....	Chris Shaddy vs. TCU, April 27, 1980
9-inning no-hitter.....	Scott Roehl vs. Kansas St., March 20, 2001
9-inning combined no-hitter.....	Nick Schmidt (6.0), Brian McLelland (1.0) & Devin Collis (2.0) vs. Oklahoma State, February 12, 2006
7-inning combined no-hitter.....	D. Taccolini (2.0), M. Cronin (3.0), & J. Alberius (2) vs. Auburn (SEC Tournament), May 25, 2017
1-hitter.....	Trevor Stephan (7.0) at Tennessee, May 6, 2017
1-hitter combined.....	P. Wicklander (5.0 IP, 1 H), K. Ramage (1.0 IP), J. Kostyshock (1.0 IP), K. Kopps (1.0 IP), M. Cronin (1.0 IP) vs. Western Illinois, March 12, 2019
2-hitter.....	Kacey Murphy vs. Florida (SEC Tournament), May 27, 2017
2-hitter combined.....	L. Lockhart (4.1), E. Taylor (0.2), J. Wiggins (1.0), R. Costeiu (1.0), K. Kopps (2.0) vs. #10 TCU, Feb. 22, 2021
3-hitter.....	Ryne Stanek (9.0 IP) at #6 South Carolina, March 23, 2013
3-hitter combined.....	Isaiah Campbell (5.0 IP, 2 H) and Matt Cronin (2.0 IP, 1 H) vs. S. Carolina, April 14, 2018
Complete game.....	Kacey Murphy vs. Florida (SEC Tournament), May 27, 2017
Complete-game shutout.....	Kacey Murphy vs. Florida (SEC Tournament), May 27, 2017
10-inning or more start.....	Dominic Taccolini at #12 Kentucky (10 innings), April 22, 2016
Had 10 strikeouts.....	Peyton Pallette vs. Murray State, March 5, 2021
Had 11 strikeouts.....	Connor Noland vs. Eastern Illinois, Feb. 14, 2020
Had 12 strikeouts.....	Trevor Stephan vs. Oral Roberts (NCAA Regional), June 2, 2017
Had 13 strikeouts.....	Isaiah Campbell vs. Stony Brook, March 1, 2019
Had 14 strikeouts.....	David Walling vs. South Carolina, May 16, 1999
Had 15 strikeouts.....	Nick Schmidt vs. Auburn, May 18, 2006
Had 16 strikeouts.....	David Walling vs. Eastern Illinois, Feb. 20, 1998
Had 17 strikeouts.....	Jess Todd vs. South Carolina (SEC Tournament), May 24, 2007

THE LAST TIME AN ARKANSAS TEAM...

Scored 10 runs.....	vs. Eastern Illinois, Feb. 15, 2020
Scored 11 runs.....	vs. Murray State, March 6, 2021
Scored 12 runs.....	vs. Eastern Illinois, Feb. 16, 2020
Scored 13 runs.....	vs. #3 Texas Tech, Feb. 20, 2021
Scored 14 runs.....	vs. #14 Ole Miss (NCAA Super Regional), June 10, 2019
Scored 15 runs.....	vs. South Alabama, March 7, 2020
Scored 16 runs.....	vs. Ark.- Pine Bluff, April 16, 2019
Scored 17 runs.....	vs. Grambling St., April 30, 2019
Scored 18 runs.....	vs. Dayton, Feb. 28, 2018
Scored 19 runs.....	vs. Northwestern State, April 23, 2019
Scored 20 runs.....	vs. Mississippi Valley State, Feb. 24, 2016
Scored 21 runs.....	vs. Mississippi Valley State, Feb. 23, 2016
Scored 22 runs.....	vs. Louisiana Tech, Feb. 14, 2004
Scored 23 runs.....	Never
Scored 24 runs.....	Missouri Southern, Feb. 11, 1998
Scored 25 runs.....	Missouri Southern, Feb. 4, 2001
Scored 26 runs.....	vs. Iowa (in Arlington, Texas), Feb. 14, 1997
Scored 27 runs.....	Never
Scored 28 runs.....	vs. Wisconsin-Milwaukee (2), Feb. 18, 2007
Scored 29 runs.....	Morningside, April 6, 1968
Scored 30 runs.....	at South Carolina, March 30, 1997
Scored 31-32 runs.....	32 vs. Bucknell, Feb. 17, 2018
Scored 33 + runs.....	33 vs. Southwest Baptist, March 21, 1984
Had 14 hits.....	vs. Gonzaga, Feb. 23, 2020
Had 15 hits.....	vs. SEMO, Feb. 27, 2021
Had 16 hits.....	vs. #18 Tennessee, April 26, 2019
Had 17 hits.....	vs. #13 Auburn, April 7, 2018
Had 18 hits.....	vs. South Alabama, March 7, 2020
Had 19 hits.....	vs. Northwestern State, April 23, 2019
Had 20 hits.....	vs. Dayton, Feb. 28, 2018
Had 21 hits.....	Kentucky, April 28, 2001
Had 22 hits.....	at #6 Vanderbilt, April 14, 2019
Had 23 hits.....	Centenary, March 31, 1999
Had 24 hits.....	Georgia, March 17, 2001
Had 25 hits.....	at Centenary, March 23, 2005
Had 26-29 hits.....	28 at South Carolina, March 30, 1997
Had 30 hits.....	vs. Saint Louis, April 7, 2010
Had 31+ hits.....	32 vs. Southwest Baptist, March 21, 1984
Hit four home runs in a game.....	4 - Moore, Wallace, Welch, Franklin vs. SEMO, Feb. 26, 2021
Hit five home runs in a game.....	5 - Ezell, Martin (2), Goodheart, Kenley at #17 Texas A&M, May 16, 2019
Hit six or more home runs in a game.....	6 - Jared Gates, Luke Bonfield, Carson Shaddy Dominic Fletcher, Grant Koch, Casey Martin vs. Bucknell, Feb. 17, 2018
4 errors in a game.....	vs. Texas, Feb. 20, 2020
5 errors in a game.....	vs. South Carolina (SEC Tournament), May 23, 2018
6 errors in a game.....	vs. Eastern Illinois, March 5, 2016
7 errors in a game.....	vs. LA Tech, March 20, 2001
Was shutout.....	vs. Florida State, June 15, 2019
Was shutout in back-to-back games.....	vs. LSU, April 23-24, 2005 (7-0, 6-0)
Held to 1 hit.....	vs. Missouri State, May 17, 2016
Held to 2 hits.....	vs. Oregon State, June 28, 2018
Held to 3 hits.....	vs. LSU, May 26, 2018 (2-1)
Did not strikeout.....	vs. Eastern Illinois, Feb. 16, 2019
Swept an SEC home series (three games).....	vs. #18 Tennessee, April 26-28, 2019
Swept an SEC road series (three games).....	at Alabama, April 30-May 2, 2015
Was swept in SEC home series.....	vs. Alabama, May 13-15, 2016
Was swept in SEC road series.....	at Mississippi State, April 20-21, 2018
Swept a non-conference home series.....	vs. Murray State, March 5-7, 2021
Swept a non-conference road series.....	at McNeese State, March 23-24, 2010
Was swept in a con-conference home series.....	Gonzaga, March 10-11, 2015
Was swept in a non-conference road series.....	at Nebraska, April 16, 2013
Won a non-conference home series.....	vs. South Alabama, March 6-8, 2020
Won a non-conference road series.....	at Southern California, Feb. 21-23, 2019
Lost a non-conference home series.....	vs. South Alabama, February 28-March 1, 2014
Lost a non-conference road series.....	at Nebraska, April 16, 2013
Back-to-back shutouts.....	UK (1-0) April 22 and UK (2-0) April 22-23, 2016
Most consecutive shutouts.....	4 vs. Wisconsin (March 15-16, 1980)
Shut out an opponent at home.....	vs. Murray State (6-0), March 7, 2021
Shut out an opponent on the road.....	at #15 Auburn (8-0), April 6, 2019
Shut out an SEC opponent at home.....	vs. Missouri (2-0), March 15, 2019
Shut out an SEC opponent on the road.....	at #15 Auburn (8-0), April 6, 2019



BY THE NUMBERS

RECORD RUNDOWN

Overall	11-0
vs. top-5 teams.....	1-0
vs. top-10 teams	2-0
vs. top-25 teams	0-0
vs. unranked teams.....	7-0
At home	7-0
On the road.....	1-0
At neutral sites.....	3-0
In day games.....	7-0
In night games.....	4-0
In extra innings	2-0
vs. teams over .500.....	5-0
vs. teams .500 or worse.....	5-0
vs. right-handed starter.....	5-0
vs. left-handed starter	6-0
When starter receives decision.....	2-0
When reliever receives decision	9-0
When starter goes 5+ innings	2-0
When starter goes less than 5 innings.....	9-0
When scoring first	6-0
When opponent scores first	5-0
When leading after 6 innings	5-0
When trailing after 6 innings	5-0
When tied after 6 innings.....	0-0
When leading after 7 innings	5-0
When trailing after 7 innings.....	5-0
When tied after 7 innings.....	0-0
When leading after 8 innings.....	7-0
When trailing after 8 innings	2-0
When tied after 8 innings.....	1-0
In one-run games.....	2-0
In two-run games.....	1-0
In five-run or more games.....	4-0
Series W-L-T.....	2-0-0
Series sweeps/times swept	2/0
When scoring 10+ runs	3-0
Shutouts/times shut out.....	2/0
When opponent scores 5 runs or less	7-0
When opponent scores 6 runs or more.....	4-0
When collecting 0-3 hits	0-0
When collecting 4-6 hits	3-0
When collecting 7-9 hits	4-0
When collecting 10-12 hits	3-0
When collecting 13+ hits	1-0
When out-hitting opponent	7-0
When out-hit by opponent	2-0
When hits are equal	2-0
When hitting a home run.....	9-0
When opponent hits a home run.....	5-0
When errorless	6-0
When committing one error	3-0
When committing 2+ errors.....	2-0
When opponent is errorless	6-0
vs. SEC	0-0
vs. SEC East.....	0-0
vs. SEC West.....	0-0
vs. non-conference.....	11-0
Game 1 of weekend series	4-0
Game 2 of weekend series	3-0
Game 3 of weekend series	3-0
Game 4 of weekend series	1-0
In February.....	7-0
In March.....	4-0
In April	0-0
In May	0-0
In June	0-0

MULTIPLE-HIT GAMES

Name	2	3	4	5+	Total
Robert Moore	3	2	-	-	5
Brady Slavens	4	-	-	-	4
Jalen Battles	3	1	-	-	4
Casey Opitz	3	-	-	-	3
Christian Franklin	-	1	1	-	2
Cayden Wallace	2	-	-	-	2
Cullen Smith	1	-	-	-	1
Matt Goodheart	1	-	-	-	1
TEAM	17	4	1	-	22

CAREER MULTIPLE-HIT GAMES

Name	2017	2018	2019	2020	2021	Total
Cullen Smith	18	15	18	-	1	52
Matt Goodheart	-	-	21	6	1	28
Christian Franklin	-	-	17	7	2	26
Jacob Nesbit	-	-	12	3	0	15
Casey Opitz	-	2	6	4	3	15
Brady Slavens	-	-	8	-	4	12
Robert Moore	-	-	-	6	5	11
Braydon Webb	-	-	-	5	-	5
Jalen Battles	-	-	-	-	4	4
Cayden Wallace	-	-	-	-	2	2
Zack Gregory	-	-	-	1	0	1

MULTIPLE-RBI GAMES

Name	2	3	4	5+	Total
Jalen Battles	3	1	-	-	4
Brady Slavens	2	-	1	-	3
Christian Franklin	1	1	1	-	3
Robert Moore	2	-	1	-	3
Matt Goodheart	2	-	-	-	2
Cayden Wallace	1	-	-	-	1
Cullen Smith	-	1	-	-	1
Braydon Webb	1	-	-	-	1
Jacob Nesbit	-	1	-	-	1
Casey Opitz	1	-	-	-	1
Charlie Welch	1	-	-	-	1
TEAM	14	4	3	-	21

HITTING STREAKS

Name	Longest	Current
Casey Opitz	9	9
Robert Moore	8	8
Cullen Smith	7	-
Brady Slavens	7	1
Matt Goodheart	6	6
Christian Franklin	5	-
Jalen Battles	4	1
Cayden Wallace	3	2
Jacob Nesbit	1	1
Braydon Webb	1	-
Zack Gregory	1	1
Dylan Leach	1	-
Ethan Bates	1	1
Charlie Welch	1	1
Zac White	1	1

REACHED BASE

Name	Longest	Current
Cullen Smith	10	-
Casey Opitz	9	9
Robert Moore	8	8
Brady Slavens	7	3
Cayden Wallace	7	2
Zack Gregory	6	6
Jalen Battles	6	6
Braydon Webb	6	-
Matt Goodheart	6	6
Christian Franklin	6	4
Jacob Nesbit	4	4
Dylan Leach	3	3
Zac White	1	1
Charlie Welch	1	1
Ethan Bates	1	1

CAREER HOME RUNS

Name	SOLO	2R	3R	GS	Total
Christian Franklin	7	2	2	1	12
Cullen Smith	-	-	-	-	11
Matt Goodheart	3	5	1	-	9
Robert Moore	-	5	-	-	5
Jacob Nesbit	1	1	2	1	5
Brady Slavens	2	1	2	-	5
Casey Opitz	1	3	-	-	4
Cayden Wallace	2	1	-	-	3
Jalen Battles	-	1	-	-	1
Zack Gregory	1	-	-	-	1
Braydon Webb	1	-	-	-	1
Charlie Welch	-	1	-	-	1

HOME RUN BREAKDOWN

Total.....	20
at Baum-Walker Stadium	16
on The Road.....	3
Neutral Site.....	1
vs. RHP	12
vs. LHP	8
w/ 0 Outs	8
w/ 1 Out	5
w/ 2 Outs	7
Solo	7
Two-Run.....	10
Three-Run.....	3
Grand Slam	0
Leadoff.....	1
Back-To-Back.....	1
Pinch-Hit.....	0
Walk-Off	0
Before 7th Inning.....	16
7th Inning and Beyond	4
Opponent Total.....	6
Last HR Given Up.....	2R
Longest Stretch Without HR Allowed.....	4
Current Streak of No HR Allowed	2

COMEBACKS

defined as any win when trailing after an inning

Date / Opponent	Score (Inn.)	Final
Feb. 20 / #3 Texas Tech	8-9 (9)	13-9
Feb. 22 / #10 TCU	0-1 (8)	4-1
Feb. 25 / SEMO	2-5 (9)	6-5 (10)
Feb. 26 / SEMO	0-2 (2)	7-3
March 5 / Murray State	5-6 (8)	7-6
March 6 / Murray State	3-5 (4)	11-6
March 12 / LA Tech	4-7 (8)	9-7 (10)

BLOWN LEADS

defined as any loss when leading after an inning

Date/Opponent	Score (Inn.)	Final
---------------	--------------	-------

HOME RUN CHART |||



No.	Player	Gm#	Date	Opponent	Pitcher	On Base	Inning	Outs	Count	Score	Final
1	Brady Slavens (1)	2	Feb. 21	#9 Texas	Dawson Merryman	2	6th	1	1-0	1-0	W, 4-0
2	Christian Franklin (1)	4	Feb. 25	SEMO	Dylan Dodd	0	3rd	2	1-1	0-3	W, 6-5 (10)
3	Brady Slavens (2)	4	Feb. 25	SEMO	Dylan Dodd	0	4th	1	2-1	1-3	W, 6-5 (10)
4	Robert Moore (1)	5	Feb. 26	SEMO	Noah Niznik	1	3rd	2	1-0	0-2	W, 7-3
5	Cayden Wallace (1)	5	Feb. 26	SEMO	Noah Niznik	1	6th	2	1-1	2-2	W, 7-3
6	Charlie Welch (1)	5	Feb. 26	SEMO	Noah Niznik	1	6th	2	2-1	4-2	W, 7-3
7	Christian Franklin (2)*	5	Feb. 26	SEMO	Hunter Ralls	0	8th	0	2-1	6-3	W, 7-3
8	Christian Franklin (3)	6	Feb. 27	SEMO	Bryce Grossius	1	2nd	0	0-0	4-0	W, 9-3
9	Cayden Wallace (2)*^	7	Feb. 28	SEMO	Austin Williams	0	2nd	0	0-1	0-0	W, 11-4 (5)
10	Brady Slavens (3)^	7	Feb. 28	SEMO	Austin Williams	0	2nd	0	1-1	1-0	W, 11-4 (5)
11	Matt Goodheart (1)	7	Feb. 28	SEMO	Hunter Ralls	1	4th	0	3-1	6-3	W, 11-4 (5)
12	Robert Moore (2)	8	March 5	Murray State	Jacob Pennington	1	6th	2	0-1	3-6	W, 7-6
13	Robert Moore (3)	8	March 5	Murray State	Alec Whaley	1	8th	0	2-1	5-6	W, 7-6
14	Cullen Smith (1)	9	March 6	Murray State	Sam Gardner	2	2nd	1	1-1	0-4	W, 11-6
15	Zack Gregory (1)	9	March 6	Murray State	Jake Jones	0	6th	2	1-1	6-5	W, 11-6
16	Brady Slavens (4)	9	March 6	Murray State	Cade Vernon	1	8th	2	0-2	9-6	W, 11-6
17	Jacob Nesbit (1)	10	March 7	Murray State	Nathaniel Gorczyca	2	4th	1	0-1	1-0	W, 6-0
18	Matt Goodheart (2)	11	March 12	Louisiana Tech	Jonathan Fincher	1	4th	0	0-0	0-0	W, 9-7 (10)
19	Cayden Wallace (3)	11	March 12	Louisiana Tech	Jonathan Fincher	0	6th	1	1-1	3-4	W, 9-7 (10)
20	Jalen Battles (1)	11	March 12	Louisiana Tech	Cade Gibson	1	10th	0	3-1	7-8	W, 9-7 (10)

* - indicates leadoff home run
 ^ - indicates back-to-back home run
 ! - indicates walk-off home run



||| TEAM PITCHING GAME-BY-GAME

STARTERS GAME-BY-GAME

Opponent	W-L	IP	H	R	ER	BB	K
vs. #3 Texas Tech	--	4.0	3	2	2	2	4
vs. #9 Texas	--	4.1	1	0	0	1	8
vs. #10 TCU	--	4.1	2	1	1	2	8
vs. SEMO	--	0.1	1	3	3	2	0
vs. SEMO	--	3.0	2	2	2	4	1
vs. SEMO	W	5.0	3	0	0	1	8
vs. SEMO	--	3.2	3	3	3	3	5
vs. Murray State	--	4.0	4	2	2	3	10
vs. Murray State	--	1.2	4	4	1	1	3
vs. Murray State	W	5.0	5	0	0	1	6
vs. LA Tech	--	4.0	2	2	2	2	5

BULLPEN GAME-BY-GAME

Opponent	W-L	IP	H	R	ER	BB	K
vs. #3 Texas Tech	W	5.0	6	7	7	5	6
vs. #9 Texas	W	4.2	1	0	0	1	7
vs. #10 TCU	W	4.2	2	0	0	2	10
vs. SEMO	W	9.2	8	2	2	1	10
vs. SEMO	W	6.0	3	1	0	2	7
vs. SEMO	--	4.0	3	3	3	4	5
vs. SEMO	W	1.1	1	1	1	2	1
vs. Murray State	W	5.0	2	4	4	4	8
vs. Murray State	W	7.1	7	2	2	3	5
vs. Murray State	--	4.0	1	0	0	4	5
vs. LA Tech	W	6.0	11	5	5	2	7

TEAM RECORD PER STARTER

Pitcher (Total Starts)	Record
Peyton Pallette (4)	4-0
Lael Lockhart (3)	3-0
Caleb Bolden (2)	2-0
Zebulon Vermillion (2)	2-0

QUALITY STARTS

Pitcher (Total Starts)	QS	Record
------------------------	----	--------

RUN SUPPORT

Pitcher (Total Starts)	Runs	Per Start
Zebulon Vermillion (2)	20	10.0
Caleb Bolden (2)	17	8.5
Peyton Pallette (4)	29	7.3
Lael Lockhart (3)	21	7.0



RECORD: 11-0 • HOME: 7-0 • AWAY: 1-0 • NEUTRAL: 3-0 • SEC: 0-0

Date	Opponent	1	2	3	4	5	6	7	8	9
Feb. 20	vs. #3 Texas Tech	Moore	Franklin	Smith	Webb	Slavens	Opitz	Wallace	Nesbit	Battles
Feb. 21	vs. #9 Texas	Moore	Franklin	Smith	Webb	Slavens	Opitz	Wallace	Nesbit	Battles
Feb. 22	vs. #10 TCU	Moore	Franklin	Smith	Webb	Slavens	Opitz	Wallace	Nesbit	Battles
Feb. 25	SEMO	Moore	Franklin	Smith	Webb	Slavens	Opitz	Wallace	Gregory	Battles
Feb. 26	SEMO	Moore	Franklin	Smith	Wallace	Slavens	Welch	Webb	Battles	Leach
Feb. 27	SEMO	Moore	Franklin	Goodheart	Wallace	Slavens	Smith	Opitz	Battles	Gregory
Feb. 28	SEMO	Moore	Franklin	Goodheart	Wallace	Slavens	Smith	Opitz	Bates	Battles
March 5	Murray State	Moore	Franklin	Goodheart	Wallace	Slavens	Opitz	Smith	Battles	Webb
March 6	Murray State	Moore	Franklin	Goodheart	Wallace	Slavens	Opitz	Smith	Battles	Gregory
March 7	Murray State	Moore	Franklin	Goodheart	Slavens	Smith	Battles	Gregory	Nesbit	Leach
March 12	Louisiana Tech	Moore	Franklin	Goodheart	Wallace	Slavens	Opitz	Smith	Battles	Webb



||| GAME-BY-GAME DEFENSIVE LINEUP

RECORD: 11-0 • **HOME:** 7-0 • **AWAY:** 1-0 • **NEUTRAL:** 3-0 • **SEC:** 0-0

Date	Opponent	C	1B	2B	3B	SS	LF	CF	RF	DH
Feb. 20	vs. #3 Texas Tech	Opitz	Smith	Moore	Nesbit	Battles	Webb	Franklin	Wallace	Slavens
Feb. 21	vs. #9 Texas	Opitz	Smith	Moore	Nesbit	Battles	Webb	Franklin	Wallace	Slavens
Feb. 22	vs. #10 TCU	Opitz	Smith	Moore	Nesbit	Battles	Webb	Franklin	Wallace	Slavens
Feb. 25	vs. SEMO	Opitz	Slavens	Moore	Smith	Battles	Gregory	Franklin	Wallace	Slavens
Feb. 26	SEMO	Leach	Slavens	Moore	Smith	Battles	Webb	Franklin	Wallace	Welch
Feb. 27	SEMO	Opitz	Slavens	Moore	Smith	Battles	Gregory	Franklin	Wallace	Goodheart
Feb. 28	SEMO	Opitz	Slavens	Moore	Smith	Battles	Bates	Franklin	Wallace	Goodheart
March 5	Murray State	Opitz	Slavens	Moore	Smith	Battles	Webb	Franklin	Wallace	Goodheart
March 6	Murray State	Opitz	Slavens	Moore	Smith	Battles	Gregory	Franklin	Wallace	Goodheart
March 7	Murray State	Leach	Smith	Moore	Nesbit	Battles	Gregory	Franklin	Slavens	Goodheart
March 12	Louisiana Tech	Opitz	Slavens	Moore	Smith	Battles	Webb	Franklin	Wallace	Goodheart



RECORD: 11-0 • HOME: 7-0 • AWAY: 1-0 • NEUTRAL: 3-0 • SEC: 0-0

Date	Opponent	AB	R	H	RBI	2B	3B	HR	BB	IBB	SB	CS	HBP	SAC	SF	GDP	K	PO	A	E	Avg
Feb. 20	vs. #3 Texas Tech	37	13	11	7	1	0	0	11	0	3	0	1	0	1	0	14	27	9	2	.297
Feb. 21	vs. #9 Texas	30	4	6	4	0	0	1	5	0	0	0	1	0	0	0	9	27	5	0	.254
Feb. 20	vs. #10 TCU	30	4	6	3	1	1	0	4	0	0	1	2	1	0	0	13	27	5	0	.237
Feb. 25	SEMO	37	6	9	1	0	0	2	4	0	0	0	3	0	1	0	13	30	15	0	.239
Feb. 26	SEMO	32	7	9	7	0	1	4	0	0	1	0	3	0	0	0	7	27	12	0	.241
Feb. 27	SEMO	39	9	15	7	4	0	1	6	0	4	0	0	0	0	0	9	27	9	1	.268
Feb. 28	SEMO	25	11	12	9	6	0	3	4	0	2	0	0	0	0	0	3	15	8	0	.291
March 5	Murray State	31	7	8	7	1	1	2	7	0	3	0	1	0	1	0	11	27	5	1	.287
March 6	Murray State	34	11	12	11	2	0	3	7	0	2	2	1	0	0	0	5	27	9	1	.295
March 7	Murray State	24	6	5	6	0	0	1	9	0	0	0	2	0	3	0	9	27	8	0	.288
March 12	Louisiana Tech	37	9	9	9	2	0	3	6	0	2	1	3	1	0	0	11	30	10	2	.284
	Totals	356	87	101	76	18	3	20	63	0	17	4	17	2	6	0	104	291	95	7	.284



||| GAME-BY-GAME PITCHING

RECORD: 11-0 • **HOME:** 7-0 • **AWAY:** 1-0 • **NEUTRAL:** 3-0 • **SEC:** 0-0


Date	Opponent	IP	H	R	ER	BB	SO	2B	3B	HR	WP	BK	HBP	DP	IBB	Score	W	L	SV	ERA
Feb. 20	vs. #3 Texas Tech	9.0	9	9	9	7	10	2	0	1	2	1	3	1	0	13-9	1	0	0	9.00
Feb. 21	vs. #9 Texas	9.0	2	0	0	2	15	0	0	0	0	0	3	0	0	4-0	2	0	1	4.50
Feb. 22	vs. #10 TCU	9.0	2	1	1	4	18	0	0	0	0	0	2	1	0	4-1	3	0	1	3.33
Feb. 25	SEMO	10.0	9	5	5	3	10	0	1	0	0	1	1	1	0	6-5	4	0	2	3.65
Feb. 26	SEMO	9.0	5	3	2	6	8	0	0	0	2	0	0	1	0	7-3	5	0	2	3.33
Feb. 27	SEMO	9.0	6	3	3	5	13	0	0	1	1	0	0	1	0	9-3	6	0	2	3.27
Feb. 28	SEMO	5.0	4	4	4	5	6	0	0	1	1	0	0	1	0	11-4	7	0	2	3.60
March 5	Murray State	9.0	8	6	6	7	18	1	0	2	1	0	0	0	0	7-6	8	0	3	3.91
March 6	Murray State	9.0	11	6	3	4	8	3	0	1	2	0	0	1	0	11-6	9	0	4	3.81
March 7	Murray State	9.0	6	0	0	5	11	0	0	0	2	0	0	2	0	6-0	10	0	4	3.41
March 12	Louisiana Tech	10.0	13	7	7	4	12	3	1	0	2	0	2	1	1	9-7	11	0	5	3.71
	Totals	97.0	75	44	40	52	129	3	2	6	13	2	11	10	1	87-44	11	0	5	3.71

**26 ETHAN BATES****SEASON HIGHS**

Category	High	Opponent (Last)	Date
Hits	1	SEMO	2/28/21
Runs	--	--	--
Doubles	--	--	--
Triples	--	--	--
Home Runs	--	--	--
RBI	1	SEMO	2/28/21
Walks	1	SEMO	2/28/21
Stolen Bases	--	--	--

CAREER HIGHS

Category	High	Opponent (Last)	Date
Hits	1	SEMO	2/28/21
Runs	--	--	--
Doubles	--	--	--
Triples	--	--	--
Home Runs	--	--	--
RBI	1	SEMO	2/28/21
Walks	1	SEMO	2/28/21
Stolen Bases	--	--	--

**4 JALEN BATTLES****SEASON HIGHS**

Category	High	Opponent (Last)	Date
Hits	3	vs. #3 Texas Tech	2/20/21
Runs	2	2x (at Louisiana Tech)	3/13/21
Doubles	2	SEMO	2/27/21
Triples	--	--	--
Home Runs	1	at Louisiana Tech	3/12/21
RBI	3	vs. #3 Texas Tech	2/20/21
Walks	3	at Louisiana Tech	3/12/21
Stolen Bases	1	2x (Murray State)	3/6/21

CAREER HIGHS (AT ARKANSAS)

Category	High	Opponent (Last)	Date
Hits	3	vs. #3 Texas Tech	2/20/21
Runs	2	vs. #3 Texas Tech	2/20/21
Doubles	2	SEMO	2/27/21
Triples	--	--	--
Home Runs	1	at Louisiana Tech	3/12/21
RBI	3	vs. #3 Texas Tech	2/20/21
Walks	3	at Louisiana Tech	3/12/21
Stolen Bases	1	2x (Murray State)	3/6/21

**25 CHRISTIAN FRANKLIN****SEASON HIGHS**

Category	High	Opponent (Last)	Date
Hits	4	SEMO	2/27/21
Runs	2	SEMO	2/27/21
Doubles	1	Murray State	3/6/21
Triples	1	vs. #10 TCU	2/22/21
Home Runs	1	3x (SEMO)	2/27/21
RBI	4	Murray State	3/6/21
Walks	2	Murray State	3/5/21
Stolen Bases	2	SEMO	2/27/21

CAREER HIGHS

Category	High	Opponent (Last)	Date
Hits	4	SEMO	2/27/21
Runs	3	#18 Tennessee	4/27/19
Doubles	1	10x (Murray State)	3/6/21
Triples	1	2x (vs. #10 TCU)	2/22/21
Home Runs	1	12x (SEMO)	2/27/21
RBI	4	2x (Murray State)	3/6/21
Walks	3	at USC	2/22/19
Stolen Bases	2	2x (SEMO)	2/27/21

**10 MATT GOODHEART****SEASON HIGHS**

Category	High	Opponent (Last)	Date
Hits	2	SEMO	2/28/21
Runs	1	4x (at Louisiana Tech)	3/12/21
Doubles	--	--	--
Triples	--	--	--
Home Runs	1	2x (at Louisiana Tech)	3/12/21
RBI	2	2x (at Louisiana Tech)	3/12/21
Walks	2	SEMO	2/27/21
Stolen Bases	1	SEMO	2/27/21

CAREER HIGHS (AT ARKANSAS)

Category	High	Opponent (Last)	Date
Hits	3	7x (Gonzaga)	2/23/20
Runs	3	3x (South Alabama)	3/6/20
Doubles	2	4x (#14 Ole Miss)	6/9/19
Triples	1	2x (#2 Mississippi St.)	4/19/19
Home Runs	1	9x (SEMO)	2/28/21
RBI	4	Oral Roberts	4/9/19
Walks	3	3x (South Alabama)	3/6/20
Stolen Bases	1	5x (SEMO)	2/27/21



3 ZACK GREGORY

SEASON HIGHS

Category	High	Opponent (Last)	Date
Hits	1	4x (at Louisiana Tech)	3/12/21
Runs	2	Murray State	3/6/21
Doubles	--	--	--
Triples	--	--	--
Home Runs	1	Murray State	3/6/21
RBI	1	2x (at Louisiana Tech)	3/12/21
Walks	3	Murray State	3/7/21
Stolen Bases	--	--	--

CAREER HIGHS

Category	High	Opponent (Last)	Date
Hits	2	Gonzaga	2/22/20
Runs	2	Murray State	3/6/21
Doubles	--	--	--
Triples	--	--	--
Home Runs	1	Murray State	3/6/21
RBI	1	2x (at Louisiana Tech)	3/12/21
Walks	3	Murray State	3/7/21
Stolen Bases	--	--	--



1 ROBERT MOORE

SEASON HIGHS

Category	High	Opponent (Last)	Date
Hits	3	2x (Murray State)	3/7/21
Runs	3	2x (Murray State)	3/5/21
Doubles	1	SEMO	2/28/21
Triples	--	--	--
Home Runs	2	Murray State	3/5/21
RBI	4	Murray State	3/5/21
Walks	2	vs. #3 Texas Tech	2/20/21
Stolen Bases	2	vs. #3 Texas Tech	2/20/21

CAREER HIGHS

Category	High	Opponent (Last)	Date
Hits	3	3x (Murray State)	3/7/21
Runs	3	2x (Murray State)	3/5/21
Doubles	1	3x (SEMO)	2/20/20
Triples	--	--	--
Home Runs	2	Murray State	3/5/21
RBI	4	Murray State	3/5/21
Walks	2	2x (vs. #3 Texas Tech)	2/20/21
Stolen Bases	2	vs. #3 Texas Tech	2/20/21



15 DYLAN LEACH

SEASON HIGHS

Category	High	Opponent (Last)	Date
Hits	1	SEMO	2/26/21
Runs	1	2x (SEMO)	2/28/21
Doubles	--	--	--
Triples	--	--	--
Home Runs	--	--	--
RBI	--	--	--
Walks	1	SEMO	2/28/21
Stolen Bases	--	--	--

CAREER HIGHS

Category	High	Opponent (Last)	Date
Hits	1	SEMO	2/26/21
Runs	1	2x (SEMO)	2/28/21
Doubles	--	--	--
Triples	--	--	--
Home Runs	--	--	--
RBI	--	--	--
Walks	1	SEMO	2/28/21
Stolen Bases	--	--	--



5 JACOB NESBIT

SEASON HIGHS

Category	High	Opponent (Last)	Date
Hits	1	Murray State	3/7/21
Runs	1	vs. #3 Texas Tech	2/20/21
Doubles	--	--	--
Triples	--	--	--
Home Runs	1	Murray State	3/7/21
RBI	3	Murray State	3/7/21
Walks	1	3x (vs. #10 TCU)	2/22/21
Stolen Bases	--	--	--

CAREER HIGHS

Category	High	Opponent (Last)	Date
Hits	3	3x (Eastern Illinois)	2/15/20
Runs	2	6x (South Alabama)	3/7/20
Doubles	1	15x (Illinois St.)	3/3/20
Triples	--	--	--
Home Runs	1	5x (Murray State)	3/7/21
RBI	6	#18 Tennessee	4/26/19
Walks	2	3x (at Kentucky)	5/5/19
Stolen Bases	1	7x (TCU)	6/2/19

**12 CASEY OPITZ****SEASON HIGHS**

Category	High	Opponent (Last)	Date
Hits	2	3x (Murray State)	3/5/21
Runs	3	vs. #3 Texas Tech	2/20/21
Doubles	1	4x (Murray State)	3/5/21
Triples	1	Murray State	3/5/21
Home Runs	--	--	--
RBI	2	Murray State	3/5/21
Walks	3	vs. #3 Texas Tech	2/20/21
Stolen Bases	1	at Louisiana Tech	3/12/21

CAREER HIGHS

Category	High	Opponent (Last)	Date
Hits	4	at #6 Vanderbilt	4/14/19
Runs	3	3x (vs. #3 Texas Tech)	2/20/21
Doubles	1	12x (Murray State)	3/5/21
Triples	1	Murray State	3/5/21
Home Runs	1	4x (Gonzaga)	2/21/20
RBI	4	#14 Ole Miss	6/10/19
Walks	3	2x (vs. #3 Texas Tech)	2/20/21
Stolen Bases	1	6x (at Louisiana Tech)	3/12/21

**17 BRADY SLAVENS****SEASON HIGHS**

Category	High	Opponent (Last)	Date
Hits	2	4x (Murray State)	3/6/21
Runs	3	2x (Murray State)	3/6/21
Doubles	1	SEMO	2/28/21
Triples	1	SEMO	2/26/21
Home Runs	1	4x (Murray State)	3/6/21
RBI	4	vs. #9 Texas	2/21/21
Walks	1	4x (at Louisiana Tech)	3/12/21
Stolen Bases	1	2x (at Louisiana Tech)	3/12/21

CAREER HIGHS (AT ARKANSAS)

Category	High	Opponent (Last)	Date
Hits	2	4x (Murray State)	3/6/21
Runs	3	2x (Murray State)	3/6/21
Doubles	1	SEMO	2/28/21
Triples	1	SEMO	2/26/21
Home Runs	1	4x (Murray State)	3/6/21
RBI	4	vs. #9 Texas	2/21/21
Walks	1	4x (at Louisiana Tech)	3/12/21
Stolen Bases	1	2x (at Louisiana Tech)	3/12/21

**14 CULLEN SMITH****SEASON HIGHS**

Category	High	Opponent (Last)	Date
Hits	2	Murray State	3/6/21
Runs	2	3x (SEMO)	2/27/21
Doubles	1	2x (SEMO)	2/28/21
Triples	--	--	--
Home Runs	1	Murray State	3/6/21
RBI	3	Murray State	3/6/21
Walks	2	2x (Murray State)	3/5/21
Stolen Bases	1	Murray State	3/5/21

CAREER HIGHS (AT ARKANSAS)

Category	High	Opponent (Last)	Date
Hits	2	Murray State	3/6/21
Runs	2	3x (SEMO)	2/27/21
Doubles	1	2x (SEMO)	2/28/21
Triples	--	--	--
Home Runs	1	Murray State	3/6/21
RBI	3	Murray State	3/6/21
Walks	2	2x (Murray State)	3/5/21
Stolen Bases	1	Murray State	3/5/21

**11 CASON TOLLETT****SEASON HIGHS**

Category	High	Opponent (Last)	Date
Hits	--	--	--
Runs	--	--	--
Doubles	--	--	--
Triples	--	--	--
Home Runs	--	--	--
RBI	--	--	--
Walks	--	--	--
Stolen Bases	--	--	--

CAREER HIGHS

Category	High	Opponent (Last)	Date
Hits	--	--	--
Runs	--	--	--
Doubles	--	--	--
Triples	--	--	--
Home Runs	--	--	--
RBI	--	--	--
Walks	--	--	--
Stolen Bases	--	--	--



7 CAYDEN WALLACE

SEASON HIGHS

Category	High	Opponent (Last)	Date
Hits	2	2x (at Louisiana Tech)	3/12/21
Runs	3	at Louisiana Tech	2/28/21
Doubles	1	4x (at Louisiana Tech)	3/12/21
Triples	--	--	--
Home Runs	1	3x (at Louisiana Tech)	3/12/21
RBI	2	SEMO	2/26/21
Walks	2	SEMO	2/25/21
Stolen Bases	--	--	--

CAREER HIGHS

Category	High	Opponent (Last)	Date
Hits	2	2x (at Louisiana Tech)	3/12/21
Runs	3	at Louisiana Tech	2/28/21
Doubles	1	4x (at Louisiana Tech)	3/12/21
Triples	--	--	--
Home Runs	1	3x (at Louisiana Tech)	3/12/21
RBI	2	SEMO	2/26/21
Walks	2	SEMO	2/25/21
Stolen Bases	--	--	--



19 CHARLIE WELCH

SEASON HIGHS

Category	High	Opponent (Last)	Date
Hits	1	SEMO	2/26/21
Runs	1	SEMO	2/26/21
Doubles	1	at Louisiana Tech	3/12/21
Triples	--	--	--
Home Runs	1	SEMO	2/26/21
RBI	2	SEMO	2/26/21
Walks	--	--	--
Stolen Bases	--	--	--

CAREER HIGHS (AT ARKANSAS)

Category	High	Opponent (Last)	Date
Hits	1	SEMO	2/26/21
Runs	1	SEMO	2/26/21
Doubles	1	at Louisiana Tech	3/12/21
Triples	--	--	--
Home Runs	1	SEMO	2/26/21
RBI	2	SEMO	2/26/21
Walks	--	--	--
Stolen Bases	--	--	--




8 BRAYDON WEBB

SEASON HIGHS

Category	High	Opponent (Last)	Date
Hits	1	vs. #3 Texas Tech	2/20/21
Runs	--	--	--
Doubles	--	--	--
Triples	--	--	--
Home Runs	--	--	--
RBI	2	vs. #3 Texas Tech	2/20/21
Walks	1	4x (Murray State)	3/5/21
Stolen Bases	1	3x (Murray State)	3/5/21

CAREER HIGHS (AT ARKANSAS)

Category	High	Opponent (Last)	Date
Hits	3	vs. Baylor	3/01/20
Runs	3	vs. Eastern Illinois	2/16/20
Doubles	--	--	--
Triples	--	--	--
Home Runs	1	vs. Eastern Illinois	2/16/20
RBI	2	2x (vs. #3 Texas Tech)	2/20/21
Walks	2	3x (South Alabama)	3/7/20
Stolen Bases	2	South Alabama	3/7/20



16 ZAC WHITE

SEASON HIGHS

Category	High	Opponent (Last)	Date
Hits	1	SEMO	2/27/21
Runs	--	--	--
Doubles	--	--	--
Triples	--	--	--
Home Runs	--	--	--
RBI	--	--	--
Walks	--	--	--
Stolen Bases	--	--	--

CAREER HIGHS


Category	High	Opponent (Last)	Date
Hits	1	SEMO	2/27/21
Runs	--	--	--
Doubles	--	--	--
Triples	--	--	--
Home Runs	--	--	--
RBI	--	--	--
Walks	--	--	--
Stolen Bases	--	--	--

**38 MARK ADAMIAK****SEASON HIGHS**

Category	High	Opponent (Last)	Date
Innings	--	--	--
Longest Start	--	--	--
Shortest Start	--	--	--
Longest Relief	--	--	--
Hits	--	--	--
Runs	--	--	--
Earned Runs	--	--	--
Walks	--	--	--
Strikeouts	--	--	--

CAREER HIGHS


Category	High	Opponent (Last)	Date
Innings	1.1	South Alabama	3/6/20
Longest Start	--	--	--
Shortest Start	--	--	--
Longest Relief	1.1	South Alabama	3/6/20
Hits	2	South Alabama	3/6/20
Runs	1	South Alabama	3/6/20
Earned Runs	3	South Alabama	3/6/20
Walks	--	--	--
Strikeouts	1	South Alabama	3/6/20

**27 BLAKE ADAMS****SEASON HIGHS**

Category	High	Opponent (Last)	Date
Innings	2.1	Murray State	3/6/21
Longest Start	--	--	--
Shortest Start	--	--	--
Longest Relief	--	--	--
Hits	3	Murray State	3/6/21
Runs	1	Murray State	3/6/21
Earned Runs	1	Murray State	3/6/21
Walks	0	Murray State	3/6/21
Strikeouts	2	Murray State	3/6/21

CAREER HIGHS

Category	High	Opponent (Last)	Date
Innings	3.0	Eastern Illinois	2/16/20
Longest Start	3.0	Eastern Illinois	2/16/20
Shortest Start	3.0	Eastern Illinois	2/16/20
Longest Relief	--	--	--
Hits	6	Eastern Illinois	2/16/20
Runs	3	Gonzaga	2/23/20
Earned Runs	3	Gonzaga	2/23/20
Walks	3	Illinois State	3/3/20
Strikeouts	2	3x (Murray State)	3/6/21

**31 CALEB BOLDEN****SEASON HIGHS**

Category	High	Opponent (Last)	Date
Innings	4.0	vs. #9 Texas	2/21/21
Longest Start	1.2	Murray State	3/6/21
Shortest Start	0.1	SEMO	2/25/21
Longest Relief	4.0	vs. #9 Texas	2/21/21
Hits	4	Murray State	3/6/21
Runs	4	Murray State	3/6/21
Earned Runs	3	SEMO	2/25/21
Walks	2	SEMO	2/25/21
Strikeouts	7	vs. #9 Texas	2/21/21

CAREER HIGHS

Category	High	Opponent (Last)	Date
Innings	7.0	ULM	4/4/18
Longest Start	7.0	ULM	4/4/18
Shortest Start	0.1	SEMO	2/25/21
Longest Relief	4.0	2x (vs. #9 Texas)	2/21/21
Hits	7	2x (ULM)	4/4/18
Runs	4	Murray State	3/6/21
Earned Runs	3	4x (SEMO)	2/25/21
Walks	3	2x (South Alabama)	3/7/20
Strikeouts	7	vs. #9 Texas	2/21/21

**59 ISSAC BRACKEN****SEASON HIGHS**

Category	High	Opponent (Last)	Date
Innings	--	--	--
Longest Start	--	--	--
Shortest Start	--	--	--
Longest Relief	--	--	--
Hits	--	--	--
Runs	--	--	--
Earned Runs	--	--	--
Walks	--	--	--
Strikeouts	--	--	--

CAREER HIGHS (AT ARKANSAS)

Category	High	Opponent (Last)	Date
Innings	--	--	--
Longest Start	--	--	--
Shortest Start	--	--	--
Longest Relief	--	--	--
Hits	--	--	--
Runs	--	--	--
Earned Runs	--	--	--
Walks	--	--	--
Strikeouts	--	--	--



21 JACOB BURTON

SEASON HIGHS

Category	High	Opponent (Last)	Date
Innings	--	--	--
Longest Start	--	--	--
Shortest Start	--	--	--
Longest Relief	--	--	--
Hits	--	--	--
Runs	--	--	--
Earned Runs	--	--	--
Walks	--	--	--
Strikeouts	--	--	--

CAREER HIGHS

Category	High	Opponent (Last)	Date
Innings	2.0	2x (vs. Texas)	2/29/20
Longest Start	--	--	--
Shortest Start	--	--	--
Longest Relief	2.0	2x (vs. Texas)	2/29/20
Hits	3	Eastern Illinois	2/16/19
Runs	3	Eastern Illinois	2/16/19
Earned Runs	3	Eastern Illinois	2/16/19
Walks	2	2x (vs. Texas)	2/19/20
Strikeouts	3	vs. Texas	2/29/20




46 TYLER CACCIATORI

SEASON HIGHS

Category	High	Opponent (Last)	Date
Innings	--	--	--
Longest Start	--	--	--
Shortest Start	--	--	--
Longest Relief	--	--	--
Hits	--	--	--
Runs	--	--	--
Earned Runs	--	--	--
Walks	--	--	--
Strikeouts	--	--	--

CAREER HIGHS

Category	High	Opponent (Last)	Date
Innings	--	--	--
Longest Start	--	--	--
Shortest Start	--	--	--
Longest Relief	--	--	--
Hits	--	--	--
Runs	--	--	--
Earned Runs	--	--	--
Walks	--	--	--
Strikeouts	--	--	--



35 RYAN COSTEIU

SEASON HIGHS

Category	High	Opponent (Last)	Date
Innings	1.0	3x (Murray State)	3/7/21
Longest Start	--	--	--
Shortest Start	--	--	--
Longest Relief	1.0	3x (Murray State)	2/22/21
Hits	2	at Louisiana Tech	3/12/21
Runs	2	2x (at Louisiana Tech)	3/12/21
Earned Runs	2	2x (at Louisiana Tech)	3/12/21
Walks	2	2x (Murray State)	3/5/21
Strikeouts	2	vs. #10 TCU	2/22/21

CAREER HIGHS (AT ARKANSAS)

Category	High	Opponent (Last)	Date
Innings	1.0	3x (Murray State)	3/7/21
Longest Start	--	--	--
Shortest Start	--	--	--
Longest Relief	1.0	3x (Murray State)	2/22/21
Hits	2	at Louisiana Tech	3/12/21
Runs	2	2x (at Louisiana Tech)	3/12/21
Earned Runs	2	2x (at Louisiana Tech)	3/12/21
Walks	2	2x (Murray State)	3/5/21
Strikeouts	2	vs. #10 TCU	2/22/21



58 EVAN GRAY

SEASON HIGHS

Category	High	Opponent (Last)	Date
Innings	1.0	2x (Murray State)	3/7/21
Longest Start	--	--	--
Shortest Start	--	--	--
Longest Relief	1.0	2x (Murray State)	3/7/21
Hits	1	SEMO	2/25/21
Runs	0	SEMO	2/25/21
Earned Runs	0	SEMO	2/25/21
Walks	1	Murray State	3/7/21
Strikeouts	2	Murray State	3/7/21

CAREER HIGHS

Category	High	Opponent (Last)	Date
Innings	1.0	2x (Murray State)	3/7/21
Longest Start	--	--	--
Shortest Start	--	--	--
Longest Relief	1.0	2x (Murray State)	3/7/21
Hits	1	SEMO	2/25/21
Runs	0	SEMO	2/25/21
Earned Runs	0	SEMO	2/25/21
Walks	1	Murray State	3/7/21
Strikeouts	2	Murray State	3/7/21

**34 NICK GRIFFIN****SEASON HIGHS**

Category	High	Opponent (Last)	Date
Innings	--	--	--
Longest Start	--	--	--
Shortest Start	--	--	--
Longest Relief	--	--	--
Hits	--	--	--
Runs	--	--	--
Earned Runs	--	--	--
Walks	--	--	--
Strikeouts	--	--	--

CAREER HIGHS

Category	High	Opponent (Last)	Date
Innings	--	--	--
Longest Start	--	--	--
Shortest Start	--	--	--
Longest Relief	--	--	--
Hits	--	--	--
Runs	--	--	--
Earned Runs	--	--	--
Walks	--	--	--
Strikeouts	--	--	--

**18 LAEL LOCKHART****SEASON HIGHS**

Category	High	Opponent (Last)	Date
Innings	5.0	Murray State	3/7/21
Longest Start	5.0	Murray State	3/7/21
Shortest Start	3.2	SEMO	2/28/21
Longest Relief	--	--	--
Hits	5	Murray State	3/7/21
Runs	3	SEMO	2/28/21
Earned Runs	3	SEMO	2/28/21
Walks	3	SEMO	2/28/21
Strikeouts	8	vs. #10 TCU	2/22/21

CAREER HIGHS (AT ARKANSAS)


Category	High	Opponent (Last)	Date
Innings	5.0	Murray State	3/7/21
Longest Start	5.0	Murray State	3/7/21
Shortest Start	3.2	SEMO	2/28/21
Longest Relief	--	--	--
Hits	5	Murray State	3/7/21
Runs	3	SEMO	2/28/21
Earned Runs	3	SEMO	2/28/21
Walks	3	SEMO	2/28/21
Strikeouts	8	vs. #10 TCU	2/22/21

**45 KEVIN KOPPS****SEASON HIGHS**

Category	High	Opponent (Last)	Date
Innings	2.0	2x (at Louisiana Tech)	3/12/21
Longest Start	--	--	--
Shortest Start	--	--	--
Longest Relief	2.0	2x (at Louisiana Tech)	3/12/21
Hits	2	2x (at Louisiana Tech)	3/12/21
Runs	1	2x (SEMO)	2/28/21
Earned Runs	1	2x (SEMO)	2/28/21
Walks	2	vs. #10 TCU	2/22/21
Strikeouts	5	vs. #10 TCU	2/22/21

CAREER HIGHS

Category	High	Opponent (Last)	Date
Innings	5.2	Georgia	4/15/17
Longest Start	3.1	2x (Bryant)	2/26/17
Shortest Start	2.0	2x (Missouri State)	6/4/17
Longest Relief	5.2	Georgia	4/15/17
Hits	5	4x (Illinois State)	3/3/20
Runs	4	#14 Ole Miss	6/9/19
Earned Runs	4	#14 Ole Miss	6/9/19
Walks	3	2x (at Missouri)	3/26/17
Strikeouts	5	3x (vs. #10 TCU)	2/22/21

**50 MATTHEW MAGRE****SEASON HIGHS**

Category	High	Opponent (Last)	Date
Innings	0.2	SEMO	2/27/21
Longest Start	--	--	--
Shortest Start	--	--	--
Longest Relief	0.2	SEMO	2/27/21
Hits	0	SEMO	2/27/21
Runs	0	SEMO	2/27/21
Earned Runs	0	SEMO	2/27/21
Walks	1	SEMO	2/27/21
Strikeouts	1	SEMO	2/27/21

CAREER HIGHS

Category	High	Opponent (Last)	Date
Innings	0.2	SEMO	2/27/21
Longest Start	--	--	--
Shortest Start	--	--	--
Longest Relief	0.2	SEMO	2/27/21
Hits	0	SEMO	2/27/21
Runs	0	SEMO	2/27/21
Earned Runs	0	SEMO	2/27/21
Walks	1	SEMO	2/27/21
Strikeouts	1	SEMO	2/27/21




41 WILL McENTIRE

SEASON HIGHS

Category	High	Opponent (Last)	Date
Innings	--	--	--
Longest Start	--	--	--
Shortest Start	--	--	--
Longest Relief	--	--	--
Hits	--	--	--
Runs	--	--	--
Earned Runs	--	--	--
Walks	--	--	--
Strikeouts	--	--	--

CAREER HIGHS

Category	High	Opponent (Last)	Date
Innings	6.0	Grand Canyon	3/10/20
Longest Start	6.0	Grand Canyon	3/10/20
Shortest Start	6.0	Grand Canyon	3/10/20
Longest Relief	2.0	South Alabama	3/7/20
Hits	7	Grand Canyon	3/10/20
Runs	1	Grand Canyon	3/10/20
Earned Runs	1	Grand Canyon	3/10/20
Walks	--	--	--
Strikeouts	4	South Alabama	3/7/20



32 ZACK MORRIS

SEASON HIGHS

Category	High	Opponent (Last)	Date
Innings	1.0	Murray State	3/7/21
Longest Start	--	--	--
Shortest Start	--	--	--
Longest Relief	1.0	Murray State	3/7/21
Hits	1	2x (Murray State)	3/7/21
Runs	1	Murray State	3/5/21
Earned Runs	1	Murray State	3/5/21
Walks	0	3x (Louisiana Tech)	3/12/21
Strikeouts	2	SEMO	2/27/21

CAREER HIGHS

Category	High	Opponent (Last)	Date
Innings	2.0	Gonzaga	2/23/20
Longest Start	--	--	--
Shortest Start	--	--	--
Longest Relief	2.1	Grand Canyon	3/11/20
Hits	2	Gonzaga	2/23/20
Runs	1	3x (Murray State)	3/5/21
Earned Runs	1	3x (Murray State)	3/5/21
Walks	0	3x (Louisiana Tech)	3/12/21
Strikeouts	2	SEMO	2/27/21



37 CADEN MONKE

SEASON HIGHS

Category	High	Opponent (Last)	Date
Innings	3.0	SEMO	2/25/21
Longest Start	--	--	--
Shortest Start	--	--	--
Longest Relief	3.0	SEMO	2/25/21
Hits	3	SEMO	2/25/21
Runs	2	2x (SEMO)	2/25/21
Earned Runs	2	SEMO	2/25/21
Walks	2	2x (Murray State)	3/6/21
Strikeouts	3	SEMO	2/25/21

CAREER HIGHS

Category	High	Opponent (Last)	Date
Innings	3.0	SEMO	2/25/21
Longest Start	--	--	--
Shortest Start	--	--	--
Longest Relief	3.0	SEMO	2/25/21
Hits	5	Stony Brook	3/1/19
Runs	3	2x (Stony Brook)	3/1/19
Earned Runs	3	2x (Stony Brook)	3/1/19
Walks	3	at #9 Texas	3/20/19
Strikeouts	3	4x (SEMO)	2/25/21



13 CONNOR NOLAND

SEASON HIGHS

Category	High	Opponent (Last)	Date
Innings	4.2	SEMO	2/26/21
Longest Start	--	--	--
Shortest Start	--	--	--
Longest Relief	4.2	SEMO	2/26/21
Hits	2	2x (Murray State)	3/5/21
Runs	3	Murray State	3/5/21
Earned Runs	3	Murray State	3/5/21
Walks	1	Murray State	3/5/21
Strikeouts	5	SEMO	2/26/21

CAREER HIGHS

Category	High	Opponent (Last)	Date
Innings	7.2	#2 Mississippi State	4/20/19
Longest Start	7.2	#2 Mississippi State	4/20/19
Shortest Start	0.0	at #6 Vanderbilt	4/13/19
Longest Relief	4.2	SEMO	2/26/21
Hits	7	#21 Ole Miss	3/30/19
Runs	5	at #6 Vanderbilt	4/13/19
Earned Runs	5	at #6 Vanderbilt	4/13/19
Walks	3	Gonzaga	2/21/20
Strikeouts	11	Eastern Illinois	2/14/20

**36 PEYTON PALLETTE****SEASON HIGHS**

Category	High	Opponent (Last)	Date
Innings	5.0	SEMO	2/27/21
Longest Start	5.0	SEMO	2/27/21
Shortest Start	4.0	2x (at Louisiana Tech)	3/12/21
Longest Relief	--	--	--
Hits	4	Murray State	3/5/21
Runs	2	2x (at Louisiana Tech)	3/12/21
Earned Runs	2	2x (at Louisiana Tech)	3/12/21
Walks	3	Murray State	3/5/21
Strikeouts	10	Murray State	3/5/21

CAREER HIGHS

Category	High	Opponent (Last)	Date
Innings	5.0	SEMO	2/27/21
Longest Start	5.0	SEMO	2/27/21
Shortest Start	4.0	2x (at Louisiana Tech)	3/12/21
Longest Relief	3.0	Eastern Illinois	2/15/20
Hits	4	Murray State	3/5/21
Runs	2	2x (at Louisiana Tech)	3/12/21
Earned Runs	2	2x (at Louisiana Tech)	3/12/21
Walks	3	Murray State	3/5/21
Strikeouts	10	Murray State	3/5/21

**43 MILLER PLEIMANN****SEASON HIGHS**

Category	High	Opponent (Last)	Date
Innings	--	--	--
Longest Start	--	--	--
Shortest Start	--	--	--
Longest Relief	--	--	--
Hits	--	--	--
Runs	--	--	--
Earned Runs	--	--	--
Walks	--	--	--
Strikeouts	--	--	--

CAREER HIGHS

Category	High	Opponent (Last)	Date
Innings	--	--	--
Longest Start	--	--	--
Shortest Start	--	--	--
Longest Relief	--	--	--
Hits	--	--	--
Runs	--	--	--
Earned Runs	--	--	--
Walks	--	--	--
Strikeouts	--	--	--

**28 KOLE RAMAGE****SEASON HIGHS**

Category	High	Opponent (Last)	Date
Innings	1.1	SEMO	2/27/21
Longest Start	--	--	--
Shortest Start	--	--	--
Longest Relief	1.1	SEMO	2/27/21
Hits	1	SEMO	2/27/21
Runs	1	2x (SEMO)	2/27/21
Earned Runs	1	2x (SEMO)	2/27/21
Walks	1	2x (SEMO)	2/27/21
Strikeouts	1	SEMO	2/27/21

CAREER HIGHS

Category	High	Opponent (Last)	Date
Innings	5.0	2x (vs. Baylor)	3/1/20
Longest Start	5.0	2x (vs. Baylor)	3/1/20
Shortest Start	1.2	#4 Kentucky	3/17/18
Longest Relief	4.2	at #15 Auburn	4/5/19
Hits	7	at #6 Vanderbilt	4/13/19
Runs	7	at #6 Vanderbilt	4/13/19
Earned Runs	7	at #6 Vanderbilt	4/13/19
Walks	6	#14 Ole Miss	6/9/19
Strikeouts	7	Grambling State	4/30/19

**57 NATHAN RINTZ****SEASON HIGHS**

Category	High	Opponent (Last)	Date
Innings	--	--	--
Longest Start	--	--	--
Shortest Start	--	--	--
Longest Relief	--	--	--
Hits	--	--	--
Runs	--	--	--
Earned Runs	--	--	--
Walks	--	--	--
Strikeouts	--	--	--

CAREER HIGHS

Category	High	Opponent (Last)	Date
Innings	--	--	--
Longest Start	--	--	--
Shortest Start	--	--	--
Longest Relief	--	--	--
Hits	--	--	--
Runs	--	--	--
Earned Runs	--	--	--
Walks	--	--	--
Strikeouts	--	--	--



40 COREY SPAIN

SEASON HIGHS

Category	High	Opponent (Last)	Date
Innings	--	--	--
Longest Start	--	--	--
Shortest Start	--	--	--
Longest Relief	--	--	--
Hits	--	--	--
Runs	--	--	--
Earned Runs	--	--	--
Walks	--	--	--
Strikeouts	--	--	--

CAREER HIGHS

Category	High	Opponent (Last)	Date
Innings	--	--	--
Longest Start	--	--	--
Shortest Start	--	--	--
Longest Relief	--	--	--
Hits	--	--	--
Runs	--	--	--
Earned Runs	--	--	--
Walks	--	--	--
Strikeouts	--	--	--



52 LOUIS STALLONE

SEASON HIGHS

Category	High	Opponent (Last)	Date
Innings	--	--	--
Longest Start	--	--	--
Shortest Start	--	--	--
Longest Relief	--	--	--
Hits	--	--	--
Runs	--	--	--
Earned Runs	--	--	--
Walks	--	--	--
Strikeouts	--	--	--

CAREER HIGHS

Category	High	Opponent (Last)	Date
Innings	--	--	--
Longest Start	--	--	--
Shortest Start	--	--	--
Longest Relief	--	--	--
Hits	--	--	--
Runs	--	--	--
Earned Runs	--	--	--
Walks	--	--	--
Strikeouts	--	--	--



55 GABRIEL STARKS

SEASON HIGHS

Category	High	Opponent (Last)	Date
Innings	1.0	SEMO	2/27/21
Longest Start	--	--	--
Shortest Start	--	--	--
Longest Relief	1.0	SEMO	2/27/21
Hits	1	SEMO	2/27/21
Runs	1	SEMO	2/27/21
Earned Runs	1	SEMO	2/27/21
Walks	0	SEMO	2/27/21
Strikeouts	1	SEMO	2/27/21

CAREER HIGHS

Category	High	Opponent (Last)	Date
Innings	1.0	SEMO	2/27/21
Longest Start	--	--	--
Shortest Start	--	--	--
Longest Relief	1.0	SEMO	2/27/21
Hits	1	SEMO	2/27/21
Runs	1	SEMO	2/27/21
Earned Runs	1	SEMO	2/27/21
Walks	0	SEMO	2/27/21
Strikeouts	1	SEMO	2/27/21



58 EVAN TAYLOR

SEASON HIGHS

Category	High	Opponent (Last)	Date
Innings	0.2	vs. #10 TCU	2/22/21
Longest Start	--	--	--
Shortest Start	--	--	--
Longest Relief	0.2	vs. #10 TCU	2/22/21
Hits	0	2x (SEMO)	2/26/21
Runs	0	2x (SEMO)	2/26/21
Earned Runs	0	2x (SEMO)	2/26/21
Walks	2	SEMO	2/26/21
Strikeouts	0	2x (SEMO)	2/26/21

CAREER HIGHS

Category	High	Opponent (Last)	Date
Innings	2.0	Western Illinois	3/13/19
Longest Start	--	--	--
Shortest Start	--	--	--
Longest Relief	2.0	Western Illinois	3/13/19
Hits	2	at #9 Texas	3/20/19
Runs	3	at Alabama	3/22/19
Earned Runs	3	at Alabama	3/22/19
Walks	2	4x (SEMO)	2/26/21
Strikeouts	4	Western Illinois	3/13/19

**48 HESTON TOLE****SEASON HIGHS**

Category	High	Opponent (Last)	Date
Innings	--	--	--
Longest Start	--	--	--
Shortest Start	--	--	--
Longest Relief	--	--	--
Hits	--	--	--
Runs	--	--	--
Earned Runs	--	--	--
Walks	--	--	--
Strikeouts	--	--	--

CAREER HIGHS

Category	High	Opponent (Last)	Date
Innings	--	--	--
Longest Start	--	--	--
Shortest Start	--	--	--
Longest Relief	--	--	--
Hits	--	--	--
Runs	--	--	--
Earned Runs	--	--	--
Walks	--	--	--
Strikeouts	--	--	--

**20 ELIJAH TREST****SEASON HIGHS**

Category	High	Opponent (Last)	Date
Innings	3.0	vs. #3 Texas Tech	2/20/21
Longest Start	--	--	--
Shortest Start	--	--	--
Longest Relief	3.0	vs. #3 Texas Tech	2/20/21
Hits	2	2x (Murray State)	3/6/21
Runs	1	2x (Murray State)	3/6/21
Earned Runs	1	2x (Murray State)	3/6/21
Walks	1	2x (Murray State)	3/6/21
Strikeouts	4	vs. #3 Texas Tech	2/20/21

CAREER HIGHS

Category	High	Opponent (Last)	Date
Innings	3.0	3x (vs. #3 Texas Tech)	2/20/21
Longest Start	--	--	--
Shortest Start	--	--	--
Longest Relief	3.0	3x (vs. #3 Texas Tech)	2/20/21
Hits	2	6x (Murray State)	3/6/21
Runs	3	3x (#15 LSU)	5/10/19
Earned Runs	3	3x (#15 LSU)	5/10/19
Walks	3	Oral Roberts	4/9/19
Strikeouts	4	2x (vs. #3 Texas Tech)	2/20/21

**88 ZEBULON VERMILLION****SEASON HIGHS**

Category	High	Opponent (Last)	Date
Innings	4.0	vs. #3 Texas Tech	2/20/21
Longest Start	4.0	vs. #3 Texas Tech	2/20/21
Shortest Start	3.0	SEMO	2/26/21
Longest Relief	2.1	Murray State	3/6/21
Hits	3	vs. #3 Texas Tech	2/20/21
Runs	2	2x (SEMO)	2/26/21
Earned Runs	2	2x (SEMO)	2/26/21
Walks	4	SEMO	2/26/21
Strikeouts	4	vs. #3 Texas Tech	2/20/21

CAREER HIGHS

Category	High	Opponent (Last)	Date
Innings	4.0	vs. #3 Texas Tech	2/20/21
Longest Start	4.0	vs. #3 Texas Tech	2/20/21
Shortest Start	3.0	SEMO	2/26/21
Longest Relief	3.0	3x (South Alabama)	3/8/20
Hits	4	Ole Miss	3/31/19
Runs	3	Ole Miss	3/31/19
Earned Runs	3	Ole Miss	3/31/19
Walks	4	SEMO	2/26/21
Strikeouts	6	South Alabama	3/8/20

**33 PATRICK WICKLANDER****SEASON HIGHS**

Category	High	Opponent (Last)	Date
Innings	4.0	SEMO	2/25/21
Longest Start	--	--	--
Shortest Start	--	--	--
Longest Relief	4.0	SEMO	2/25/21
Hits	6	at Louisiana Tech	3/12/21
Runs	3	at Louisiana Tech	3/12/21
Earned Runs	3	at Louisiana Tech	3/12/21
Walks	1	SEMO	2/25/21
Strikeouts	4	SEMO	2/25/21

CAREER HIGHS

Category	High	Opponent (Last)	Date
Innings	6.0	Gonzaga	2/22/20
Longest Start	6.0	Gonzaga	2/22/20
Shortest Start	1.0	vs. Texas	2/29/20
Longest Relief	4.0	vs. SEMO	2/25/21
Hits	5	vs. Texas	2/29/20
Runs	7	South Alabama	3/6/20
Earned Runs	7	South Alabama	3/6/20
Walks	5	South Alabama	3/6/20
Strikeouts	7	2x (Gonzaga)	2/22/20




22 JAXON WIGGINS

SEASON HIGHS

Category	High	Opponent (Last)	Date
Innings	1.0	4x (at Louisiana Tech)	3/12/21
Longest Start	--	--	--
Shortest Start	--	--	--
Longest Relief	1.0	4x (at Louisiana Tech)	3/12/21
Hits	0	4x (at Louisiana Tech)	3/12/21
Runs	0	4x (at Louisiana Tech)	3/12/21
Earned Runs	0	4x (at Louisiana Tech)	3/12/21
Walks	1	at Louisiana Tech	3/12/21
Strikeouts	3	vs. #10 TCU	2/22/21

CAREER HIGHS

Category	High	Opponent (Last)	Date
Innings	1.0	4x (at Louisiana Tech)	3/12/21
Longest Start	--	--	--
Shortest Start	--	--	--
Longest Relief	1.0	4x (at Louisiana Tech)	3/12/21
Hits	0	4x (at Louisiana Tech)	3/12/21
Runs	0	4x (at Louisiana Tech)	3/12/21
Earned Runs	0	4x (at Louisiana Tech)	3/12/21
Walks	1	at Louisiana Tech	3/12/21
Strikeouts	3	vs. #10 TCU	2/22/21



29 NATE WOHLGEMUTH

SEASON HIGHS

Category	High	Opponent (Last)	Date
Innings	0.1	SEMO	2/27/21
Longest Start	--	--	--
Shortest Start	--	--	--
Longest Relief	0.1	SEMO	2/27/21
Hits	1	SEMO	2/27/21
Runs	1	SEMO	2/27/21
Earned Runs	1	SEMO	2/27/21
Walks	2	2x (Murray State)	3/7/21
Strikeouts	0	2x (Murray State)	3/7/21

CAREER HIGHS

Category	High	Opponent (Last)	Date
Innings	0.1	SEMO	2/27/21
Longest Start	--	--	--
Shortest Start	--	--	--
Longest Relief	0.1	SEMO	2/27/21
Hits	1	SEMO	2/27/21
Runs	1	SEMO	2/27/21
Earned Runs	1	SEMO	2/27/21
Walks	2	2x (Murray State)	3/7/21
Strikeouts	0	2x (Murray State)	3/7/21

Record: 11-0 Home: 7-0 Away: 1-0 Neutral: 3-0 Conference: 0-0

Player	avg	gp-gs	ab	r	h	2b	3b	hr	rbi	tb	slg%	bb	hp	so	gdp	ob%	sf	sh	sb-att	po	a	e	fld%
Zac White	.500	2-0	2	0	1	0	0	0	0	1	.500	0	0	1	0	.500	0	0	0-0	0	0	0	.000
Charlie Welch	.400	4-1	5	1	2	1	0	1	2	6	1.200	0	1	1	0	.500	0	0	0-0	1	0	0	1.000
Casey Opitz	.353	10-9	34	7	12	4	1	0	3	18	.529	5	0	4	0	.436	0	0	1-1	107	10	1	.992
Robert Moore	.348	11-11	46	12	16	1	0	3	10	26	.565	7	0	9	0	.426	1	0	5-5	17	27	2	.957
Zack Gregory	.333	9-4	12	5	4	0	0	1	2	7	.583	6	4	7	0	.636	0	1	0-0	6	0	0	1.000
Ethan Bates	.333	2-1	3	0	1	0	0	0	1	1	.333	1	0	0	0	.500	0	0	0-0	0	0	0	.000
Jalen Battles	.325	11-11	40	10	13	4	0	1	12	20	.500	6	0	12	0	.404	1	0	2-3	13	27	3	.930
Brady Slavens	.317	11-11	41	13	13	1	1	4	12	28	.683	4	2	16	0	.396	1	1	2-2	57	6	1	.984
Matt Goodheart	.304	6-6	23	5	7	0	0	2	5	13	.565	4	0	4	0	.407	0	0	1-1	0	0	0	.000
Christian Franklin	.273	11-11	44	11	12	1	1	3	11	24	.545	7	2	15	0	.396	0	0	2-3	21	0	0	1.000
Cullen Smith	.273	11-11	33	8	9	2	0	1	8	14	.424	9	2	10	0	.435	2	0	1-3	19	12	0	1.000
Cayden Wallace	.216	10-10	37	10	8	4	0	3	5	21	.568	6	1	8	0	.333	1	0	0-0	12	0	0	1.000
Dylan Leach	.167	3-2	6	2	1	0	0	0	0	1	.167	1	1	1	0	.375	0	0	0-0	19	2	0	1.000
Jacob Nesbit	.100	6-4	10	3	1	0	0	1	3	4	.400	3	0	7	0	.308	0	0	0-0	0	5	0	1.000
Braydon Webb	.050	9-7	20	0	1	0	0	0	2	1	.050	4	4	9	0	.321	0	0	3-3	10	0	0	1.000
Totals	.284	11	356	87	101	18	3	20	76	185	.520	63	17	104	0	.410	6	2	17-21	291	95	7	.982
Opponents	.211	11	355	44	75	9	2	6	42	106	.299	52	11	129	3	.329	1	0	15-20	268	62	6	.982

LOB - Team (89), Opp (84). DPs turned - Team (10), Opp (2). IBB - Team (0), Opp (1). Picked off - Battles 1, Opitz 1.

(All games Sorted by Earned run avg)

Player	era	w-l	app	gs	cg	sho	sv	ip	h	r	er	bb	so	2b	3b	hr	b/avg	wp	hp	bks	sfa	sha
Jaxon Wiggins	0.00	1-0	4	0	0	0/0	2	4.0	0	0	0	1	9	0	0	0	.000	1	0	0	0	0
Evan Gray	0.00	0-0	2	0	0	0/1	0	2.0	1	0	0	1	3	0	0	0	.143	2	0	0	0	0
Evan Taylor	0.00	0-0	2	0	0	0/0	0	1.0	0	0	0	2	0	0	0	0	.000	2	0	0	0	0
Matthew Magre	0.00	0-0	1	0	0	0/0	0	0.2	0	0	0	1	1	0	0	0	.000	0	0	0	0	0
Kevin Kopps	2.00	3-0	7	0	0	0/1	1	9.0	6	2	2	5	17	1	0	1	.182	2	0	0	0	0
Peyton Palette	2.08	1-0	4	4	0	0/1	0	17.1	10	4	4	7	31	1	0	0	.159	0	4	0	0	0
Lael Lockhart	2.77	1-0	3	3	0	0/1	0	13.0	10	4	4	6	19	0	0	0	.208	1	2	0	0	0
Zack Morris	3.00	0-0	4	0	0	0/1	0	3.0	2	1	1	0	3	0	0	1	.222	0	0	0	1	0
Elijah Trest	3.38	1-0	3	0	0	0/0	0	5.1	5	2	2	2	5	1	0	1	.250	1	1	1	0	0
Patrick Wicklander	3.68	0-0	3	0	0	0/0	0	7.1	11	3	3	1	7	2	1	0	.367	1	0	0	0	0
Zebulon Vermillion	3.86	0-0	3	2	0	0/0	1	9.1	7	4	4	6	6	1	0	0	.200	0	1	0	0	0
Blake Adams	3.86	1-0	1	0	0	0/0	0	2.1	3	1	1	0	2	0	0	0	.375	0	0	0	0	0
Connor Noland	5.40	1-0	2	0	0	0/0	0	5.0	4	4	3	1	5	0	0	1	.222	0	0	0	0	0
Caleb Bolden	6.00	0-0	3	2	0	0/1	1	6.0	5	7	4	4	10	3	0	1	.208	1	2	0	0	0
Caden Monke	7.71	1-0	5	0	0	0/1	0	4.2	6	4	4	4	4	0	0	0	.300	0	0	1	0	0
Ryan Costeiu	8.31	1-0	6	0	0	0/1	0	4.1	2	4	4	5	5	0	1	0	.154	1	0	0	0	0
Gabriel Starks	9.00	0-0	1	0	0	0/0	0	1.0	1	1	1	0	1	0	0	0	.250	0	0	0	0	0
Kole Ramage	13.50	0-0	2	0	0	0/0	0	1.1	1	2	2	2	1	0	0	1	.250	0	1	0	0	0
Nate Wohlgemuth	27.00	0-0	2	0	0	0/1	0	0.1	1	1	1	4	0	0	0	0	.333	1	0	0	0	0
Totals	3.71	11-0	11	11	0	2/2	5	97.0	75	44	40	52	129	9	2	6	.211	13	11	2	1	0
Opponents	8.56	0-11	11	11	0	0/0	0	89.1	101	87	85	63	104	18	3	20	.284	18	17	2	6	2

PB - Team (1), Leach 1, Opp (3). Pickoffs - Team (1), Opitz 1, Opp (2). SBA/ATT - Opitz (9-12), Lockhart (7-8), Leach (5-6), Wicklander (2-3), Trest (1-2), Adams (1-2), Welch (1-1), Costeiu (0-1), Noland (1-1), Starks (1-1), Ramage (1-1), Vermillion (1-1).



||| GAMES SUMMARY

Score by innings	1	2	3	4	5	6	7	8	9	EX	Total
Arkansas	5	8	10	18	3	16	4	10	10	3	87
Opponents	3	5	4	4	14	3	7	3	1	0	44

Record when ...

Overall	11-0	After 6 leading	5-0
Conference	0-0 trailing	5-0
Non-Conference	11-0 tied	0-0
Home games	7-0	After 7 leading	5-0
Away games	1-0 trailing	5-0
Neutral site	3-0 tied	0-0
Day games	7-0	After 8 leading	7-0
Night games	4-0 trailing	2-0
vs Left starter	6-0 tied	1-0
vs Right starter	5-0		
1-Run games	2-0	Hit 0 home runs	2-0
2-Run games	1-0	... 1 home run	3-0
5+Run games	4-0	... 2+ home runs	6-0
Extra innings	2-0		
Shutouts	2-0	Opponent 0 home runs	6-0
	 1 home run	4-0
Scoring 0-2 runs	0-0 2+ HRs	1-0
..... 3-5 runs	2-0		
..... 6-9 runs	6-0	Made 0 errors	6-0
..... 10+ runs	3-0 1 error	3-0
	 2+ errors	2-0
Opponent 0-2 runs	3-0		
..... 3-5 runs	4-0	Opp. made 0 errors	6-0
..... 6-9 runs	4-0 1 error	4-0
..... 10+ runs	0-0 2+ errors	1-0
Scored in 1st inning	2-0	Out-hit opponent	7-0
Opp. scored in 1st	1-0	Out-hit by opponent	2-0
Scores first	6-0	Hits are tied	2-0
Opp. scores first	5-0		

Record when team scores:

Runs	0	1	2	3	4	5	6	7	8	9	10+
W-L	0-0	0-0	0-0	0-0	2-0	0-0	2-0	2-0	0-0	2-0	3-0

Record when opponent scores:

Runs	0	1	2	3	4	5	6	7	8	9	10+
W-L	2-0	1-0	0-0	2-0	1-0	1-0	2-0	1-0	0-0	1-0	0-0

Record when leading after:

Inn.	1	2	3	4	5	6	7	8
W-L	2-0	3-0	4-0	7-0	4-0	5-0	5-0	7-0

Record when trailing after:

Inn.	1	2	3	4	5	6	7	8
W-L	1-0	3-0	3-0	2-0	5-0	5-0	5-0	2-0

Record when tied after:

Inn.	1	2	3	4	5	6	7	8
W-L	8-0	5-0	4-0	2-0	1-0	0-0	0-0	1-0

Current winning streak: 11

Longest winning streak: 11

Longest losing streak: 0

Home attendance : 29526 (7 dates avg = 4218)

Away attendance : 49154 (4 dates avg = 12288)

Total attendance: 78680 (11 dates avg = 7152)

Multiple Hit Games	2	3	4	5+	Total
Robert Moore	3	2	-	-	5
Brady Slavens	4	-	-	-	4
Jalen Battles	3	1	-	-	4
Casey Opitz	3	-	-	-	3
Christian Franklin	-	1	1	-	2
Cayden Wallace	2	-	-	-	2
Matt Goodheart	1	-	-	-	1
Cullen Smith	1	-	-	-	1
TEAM	17	4	1	0	22

Multiple RBI Games	2	3	4	5+	Total
Jalen Battles	3	1	-	-	4
Robert Moore	2	-	1	-	3
Brady Slavens	2	-	1	-	3
Christian Franklin	1	1	1	-	3
Matt Goodheart	2	-	-	-	2
Cayden Wallace	1	-	-	-	1
Cullen Smith	-	1	-	-	1
Braydon Webb	1	-	-	-	1
Jacob Nesbit	-	1	-	-	1
Casey Opitz	1	-	-	-	1
Charlie Welch	1	-	-	-	1
TEAM	14	4	3	0	21

Hitting Streaks	Longest	Current
Casey Opitz	9	9
Robert Moore	8	8
Cullen Smith	7	-
Brady Slavens	7	1
Matt Goodheart	6	6
Christian Franklin	5	-
Jalen Battles	4	1
Cayden Wallace	3	2
Jacob Nesbit	1	1
Braydon Webb	1	-
Zack Gregory	1	1
Dylan Leach	1	-
Ethan Bates	1	1
Charlie Welch	1	1
Zac White	1	1

Reached Base Streaks	Longest	Current
Cullen Smith	10	-
Casey Opitz	9	9
Robert Moore	8	8
Brady Slavens	7	3
Cayden Wallace	7	2
Zack Gregory	6	6
Jalen Battles	6	6
Braydon Webb	6	-
Matt Goodheart	6	6
Christian Franklin	6	4
Jacob Nesbit	4	4
Dylan Leach	3	3
Zac White	1	1
Charlie Welch	1	1
Ethan Bates	1	1



Starting Lineup By Position (Team W-L record when starter)

PITCHER:		
Peyton Palette	4	(4-0)
Lael Lockhart	3	(3-0)
Zebulon Vermillion	2	(2-0)
Caleb Bolden	2	(2-0)
CATCHER:		
Casey Opitz	9	(9-0)
Dylan Leach	2	(2-0)
FIRST BASE:		
Brady Slavens	7	(7-0)
Cullen Smith	4	(4-0)
SECOND BASE:		
Robert Moore	11	(11-0)
THIRD BASE:		
Cullen Smith	7	(7-0)
Jacob Nesbit	4	(4-0)
SHORTSTOP:		
Jalen Battles	11	(11-0)
LEFT FIELD:		
Braydon Webb	6	(6-0)
Zack Gregory	4	(4-0)
Ethan Bates	1	(1-0)
CENTER FIELD:		
Christian Franklin	11	(11-0)
RIGHT FIELD:		
Cayden Wallace	10	(10-0)
Brady Slavens	1	(1-0)
DESIGNATED HITTER:		
Matt Goodheart	6	(6-0)
Brady Slavens	3	(3-0)
Charlie Welch	1	(1-0)
Braydon Webb	1	(1-0)

Starting Lineup By Lineup Spot (Team W-L record when starter)

LEADOFF:		
Robert Moore	11	(11-0)
2ND SPOT:		
Christian Franklin	11	(11-0)
3RD SPOT:		
Matt Goodheart	6	(6-0)
Cullen Smith	5	(5-0)
CLEANUP:		
Cayden Wallace	6	(6-0)
Braydon Webb	4	(4-0)
Brady Slavens	1	(1-0)
5TH SPOT:		
Brady Slavens	10	(10-0)
Cullen Smith	1	(1-0)
6TH SPOT:		
Casey Opitz	7	(7-0)
Cullen Smith	2	(2-0)
Charlie Welch	1	(1-0)
Jalen Battles	1	(1-0)
7TH SPOT:		
Cayden Wallace	4	(4-0)
Cullen Smith	3	(3-0)
Casey Opitz	2	(2-0)
Zack Gregory	1	(1-0)
Braydon Webb	1	(1-0)
8TH SPOT:		
Jalen Battles	5	(5-0)
Jacob Nesbit	4	(4-0)
Zack Gregory	1	(1-0)
Ethan Bates	1	(1-0)
9TH SPOT:		
Jalen Battles	5	(5-0)
Zack Gregory	2	(2-0)
Braydon Webb	2	(2-0)
Dylan Leach	2	(2-0)



STARTERS SUMMARY

Player	GS	Position											Batting Order								
		p	c	1b	2b	3b	ss	lf	cf	rf	of	dh	1st	2nd	3rd	4th	5th	6th	7th	8th	9th
Robert Moore	11	.	.	.	11	11
Christian Franklin	11	11	11
Jalen Battles	11	11	1	.	5	5
Brady Slavens	11	.	.	7	1	.	3	.	.	.	1	10
Cullen Smith	11	.	.	4	.	7	5	.	1	2	3	.	.
Cayden Wallace	10	10	6	.	.	4	.	.
Casey Opitz	9	.	9	7	2	.	.
Braydon Webb	7	6	.	.	.	1	.	.	.	4	.	.	1	.	2
Matt Goodheart	6	6	.	.	6
Jacob Nesbit	4	4	4	.
Zack Gregory	4	4	1	1	2
Peyton Palette	4	4
Lael Lockhart	3	3
Dylan Leach	2	.	2	2
Zebulon Vermillio	2	2
Caleb Bolden	2	2
Ethan Bates	1	1	1	.
Charlie Welch	1	1	1	.	.	.



III INDIVIDUAL GAME-BY-GAME

#27 Blake Adams - 1 appearance (All games)

Date	Opponent	GS	IP	H	R	ER	BB	SO	2B	3B	HR	WP	BK	HBP	IBB	Score	W-L	Sv	ERA	NP
Mar 06	MURRAY STATE		2.1	3	1	1	0	2	0	0	0	0	0	0	0	11-6	1-0	0	3.86	28
Totals		0	2.1	3	1	1	0	2	0	0	0	0	0	0	0	11-6	1-0	0	3.86	-

#26 Ethan Bates - 2 games (All games)

Date	Opponent	Pos	AB	R	H	RBI	2B	3B	HR	BB	SB	CS	HBP	SAC	SF	GDP	K	PO	A	E	Avg
Feb 27	SE MISSOURI ST	ph/3	1	0	0	0	0	0	0	0	0	0	0	0	0	0	0	0	0	0	.000
Feb 28	SE MISSOURI ST	*of	2	0	1	1	0	0	0	1	0	0	0	0	0	0	0	0	0	0	.333
Totals		1gs	3	0	1	1	0	0	0	1	0	0	0	0	0	0	0	0	0	0	.333

On base pct. .500 • Slugging pct. .333

#4 Jalen Battles - 11 games (All games)

Date	Opponent	Pos	AB	R	H	RBI	2B	3B	HR	BB	SB	CS	HBP	SAC	SF	GDP	K	PO	A	E	Avg
Feb 20	vs Texas Tech	*ss	5	2	3	3	1	0	0	0	0	0	0	0	0	0	2	3	3	1	.600
Feb 21	vs Texas	*ss	4	0	1	0	0	0	0	0	0	0	0	0	0	0	0	1	2	0	.444
Feb 22	vs TCU	*ss	4	1	1	0	0	0	0	0	0	0	0	0	0	0	3	0	2	0	.385
Feb 25	SE MISSOURI ST	*ss	5	1	2	2	0	0	0	0	0	0	0	0	0	0	2	1	4	0	.389
Feb 26	SE MISSOURI ST	*ss	4	0	0	0	0	0	0	0	0	0	0	0	0	0	1	1	5	0	.318
Feb 27	SE MISSOURI ST	*ss	4	1	2	1	2	0	0	1	0	0	0	0	0	0	1	1	2	0	.346
Feb 28	SE MISSOURI ST	*ss	3	0	2	2	1	0	0	0	1	0	0	0	0	0	0	0	2	0	.379
Mar 05	MURRAY STATE	*ss	4	1	1	0	0	0	0	0	0	0	0	0	0	0	2	0	0	1	.364
Mar 06	MURRAY STATE	*ss	3	1	0	1	0	0	0	1	1	0	0	0	0	0	0	3	3	0	.333
Mar 07	MURRAY STATE	*ss	2	1	0	1	0	0	0	1	0	0	0	0	1	0	0	2	2	0	.316
Mar 11	at Louisiana Tech	*ss	2	2	1	2	0	0	1	3	0	1	0	0	0	0	1	1	2	1	.325
Totals		11gs	40	10	13	12	4	0	1	6	2	1	0	0	1	0	12	13	27	3	.325

On base pct. .404 • Slugging pct. .500

#31 Caleb Bolden - 3 appearances (All games)

Date	Opponent	GS	IP	H	R	ER	BB	SO	2B	3B	HR	WP	BK	HBP	IBB	Score	W-L	Sv	ERA	NP
Feb 21	vs Texas		4.0	0	0	0	1	7	0	0	0	0	0	1	0	4-0	0-0	1	0.00	56
Feb 25	SE MISSOURI ST	*	0.1	1	3	3	2	0	0	0	0	0	0	1	0	6-5	0-0	1	6.23	27
Mar 06	MURRAY STATE	*	1.2	4	4	1	1	3	3	0	1	1	0	0	0	11-6	0-0	1	6.00	44
Totals		2	6.0	5	7	4	4	10	3	0	1	1	0	2	0	21-11	0-0	1	6.00	-

#35 Ryan Costeiu - 6 appearances (All games)

Date	Opponent	GS	IP	H	R	ER	BB	SO	2B	3B	HR	WP	BK	HBP	IBB	Score	W-L	Sv	ERA	NP
Feb 20	vs Texas Tech		1.0	0	2	2	2	0	0	0	0	1	0	0	0	13-9	0-0	0	18.00	21
Feb 22	vs TCU		1.0	0	0	0	0	2	0	0	0	0	0	0	0	4-1	1-0	0	9.00	17
Feb 25	SE MISSOURI ST		0.2	0	0	0	0	1	0	0	0	0	0	0	0	6-5	1-0	0	6.75	6
Mar 05	MURRAY STATE		0.1	0	0	0	2	1	0	0	0	0	0	0	0	7-6	1-0	0	6.00	14
Mar 07	MURRAY STATE		1.0	0	0	0	1	0	0	0	0	0	0	0	0	6-0	1-0	0	4.50	12
Mar 11	at Louisiana Tech		0.1	2	2	2	0	1	0	1	0	0	0	0	0	9-7	1-0	0	8.31	6
Totals		0	4.1	2	4	4	5	5	0	1	0	1	0	0	0	45-28	1-0	0	8.31	-

#25 Christian Franklin - 11 games (All games)

Date	Opponent	Pos	AB	R	H	RBI	2B	3B	HR	BB	SB	CS	HBP	SAC	SF	GDP	K	PO	A	E	Avg
Feb 20	vs Texas Tech	*of	5	0	0	0	0	0	0	1	0	0	0	0	0	0	4	5	0	0	.000
Feb 21	vs Texas	*of	3	1	1	0	0	0	0	1	0	0	0	0	0	0	0	3	0	0	.125
Feb 22	vs TCU	*of	4	1	1	1	0	1	0	0	0	0	0	0	0	0	1	1	0	0	.167
Feb 25	SE MISSOURI ST	*of	4	1	1	2	0	0	1	1	0	0	0	0	0	0	1	2	0	0	.188
Feb 26	SE MISSOURI ST	*of	4	1	1	1	0	0	1	0	0	0	0	0	0	0	1	0	0	0	.200
Feb 27	SE MISSOURI ST	*of	5	2	4	3	0	0	1	0	2	0	0	0	0	0	1	2	0	0	.320
Feb 28	SE MISSOURI ST	*of	4	1	0	0	0	0	0	0	0	0	0	0	0	0	1	1	0	0	.276
Mar 05	MURRAY STATE	*of	3	1	1	0	0	0	0	2	0	0	0	0	0	0	2	2	0	0	.281
Mar 06	MURRAY STATE	*of	4	1	3	4	1	0	0	1	0	1	0	0	0	0	1	1	0	0	.333
Mar 07	MURRAY STATE	*of	3	1	0	0	0	0	0	1	0	0	1	0	0	0	2	2	0	0	.308
Mar 11	at Louisiana Tech	*of	5	1	0	0	0	0	0	0	0	0	1	0	0	0	1	2	0	0	.273
Totals		11gs	44	11	12	11	1	1	3	7	2	1	2	0	0	0	15	21	0	0	.273

On base pct. .396 • Slugging pct. .545

#10 Matt Goodheart - 6 games (All games)

Date	Opponent	Pos	AB	R	H	RBI	2B	3B	HR	BB	SB	CS	HBP	SAC	SF	GDP	K	PO	A	E	Avg
Feb 27	SE MISSOURI ST	*dh	3	1	1	1	0	0	0	2	1	0	0	0	0	0	1	0	0	0	.333
Feb 28	SE MISSOURI ST	*dh	3	1	2	2	0	0	1	0	0	0	0	0	0	0	0	0	0	0	.500
Mar 05	MURRAY STATE	*dh	5	1	1	0	0	0	0	0	0	0	0	0	0	0	0	0	0	0	.364
Mar 06	MURRAY STATE	*dh	5	0	1	0	0	0	0	0	0	0	0	0	0	0	1	0	0	0	.312
Mar 07	MURRAY STATE	*dh	3	1	1	0	0	0	0	1	0	0	0	0	0	0	1	0	0	0	.316
Mar 11	at Louisiana Tech	*dh	4	1	1	2	0	0	1	1	0	0	0	0	0	0	1	0	0	0	.304
Totals		6gs	23	5	7	5	0	0	2	4	1	0	0	0	0	0	4	0	0	0	.304

On base pct. .407 • Slugging pct. .565

#58 Evan Gray - 1 game (All games)

Date	Opponent	Pos	AB	R	H	RBI	2B	3B	HR	BB	SB	CS	HBP	SAC	SF	GDP	K	PO	A	E	Avg
Feb 25	SE MISSOURI ST	p	0	0	0	0	0	0	0	0	0	0	0	0	0	0	0	1	0	0	.000
Totals		0gs	0	0	0	0	0	0	0	0	0	0	0	0	0	0	0	1	0	0	.000

On base pct. .000 • Slugging pct. .000

#58 Evan Gray - 2 appearances (All games)

Date	Opponent	GS	IP	H	R	ER	BB	SO	2B	3B	HR	WP	BK	HBP	IBB	Score	W-L	Sv	ERA	NP
Feb 25	SE MISSOURI ST		1.0	1	0	0	0	1	0	0	0	0	0	0	0	6-5	0-0	0	0.00	11
Mar 07	MURRAY STATE		1.0	0	0	0	1	2	0	0	0	2	0	0	0	6-0	0-0	0	0.00	17
Totals		0	2.0	1	0	0	1	3	0	0	0	2	0	0	0	12-5	0-0	0	0.00	-

#3 Zack Gregory - 9 games (All games)

Date	Opponent	Pos	AB	R	H	RBI	2B	3B	HR	BB	SB	CS	HBP	SAC	SF	GDP	K	PO	A	E	Avg
Feb 20	vs Texas Tech	ph/of	2	0	1	0	0	0	0	0	0	0	0	0	0	0	1	0	0	0	.500
Feb 22	vs TCU	ph/of	1	0	0	0	0	0	0	0	0	0	0	1	0	0	0	0	0	0	.333
Feb 25	SE MISSOURI ST	*of	3	1	1	0	0	0	0	0	0	0	0	2	0	0	2	2	0	0	.333
Feb 26	SE MISSOURI ST	pr	0	0	0	0	0	0	0	0	0	0	0	0	0	0	0	0	0	0	.333
Feb 27	SE MISSOURI ST	*of	2	0	0	0	0	0	0	1	0	0	0	0	0	0	2	0	0	0	.250
Mar 05	MURRAY STATE	ph/of	0	1	0	0	0	0	0	1	0	0	0	0	0	0	0	0	0	0	.250
Mar 06	MURRAY STATE	*of	1	2	1	1	0	0	1	1	0	0	1	0	0	0	0	1	0	0	.333
Mar 07	MURRAY STATE	*of	1	1	0	0	0	0	0	3	0	0	0	0	0	0	1	3	0	0	.300
Mar 11	at Louisiana Tech	ph/of	2	0	1	1	0	0	0	0	0	0	1	0	0	0	1	0	0	0	.333
Totals		4gs	12	5	4	2	0	0	1	6	0	0	4	1	0	0	7	6	0	0	.333

On base pct. .636 • Slugging pct. .583



III INDIVIDUAL GAME-BY-GAME

#45 Kevin Kopps - 2 games (All games)

Date	Opponent	Pos	AB	R	H	RBI	2B	3B	HR	BB	SB	CS	HBP	SAC	SF	GDP	K	PO	A	E	Avg
Feb 28	SE MISSOURI ST	p	0	0	0	0	0	0	0	0	0	0	0	0	0	0	0	1	0	0	.000
Mar 11	at Louisiana Tech	p	0	0	0	0	0	0	0	0	0	0	0	0	0	0	0	1	0	0	.000
Totals		0gs	0	0	0	0	0	0	0	0	0	0	0	0	0	0	0	2	0	0	.000

On base pct. .000 • Slugging pct. .000

#45 Kevin Kopps - 7 appearances (All games)

Date	Opponent	GS	IP	H	R	ER	BB	SO	2B	3B	HR	WP	BK	HBP	IBB	Score	W-L	Sv	ERA	NP
Feb 20	vs Texas Tech		1.0	2	1	1	1	2	0	0	0	1	0	0	0	13-9	0-0	0	9.00	19
Feb 22	vs TCU		2.0	0	0	0	2	5	0	0	0	0	0	0	0	4-1	0-0	1	3.00	43
Feb 26	SE MISSOURI ST		1.0	1	0	0	0	2	0	0	0	0	0	0	0	7-3	0-0	1	2.25	13
Feb 28	SE MISSOURI ST		1.1	1	1	1	0	1	0	0	1	0	0	0	0	11-4	1-0	1	3.38	15
Mar 05	MURRAY STATE		0.2	0	0	0	1	2	0	0	0	1	0	0	0	7-6	2-0	1	3.00	13
Mar 07	MURRAY STATE		1.0	0	0	0	0	3	0	0	0	0	0	0	0	6-0	2-0	1	2.57	11
Mar 11	at Louisiana Tech		2.0	2	0	0	1	2	1	0	0	0	0	0	1	9-7	3-0	1	2.00	39
Totals		0	9.0	6	2	2	5	17	1	0	1	2	0	0	1	57-30	3-0	1	2.00	-

#15 Dylan Leach - 3 games (All games)

Date	Opponent	Pos	AB	R	H	RBI	2B	3B	HR	BB	SB	CS	HBP	SAC	SF	GDP	K	PO	A	E	Avg
Feb 26	SE MISSOURI ST	*c	3	1	1	0	0	0	0	0	0	0	0	0	0	0	0	6	0	0	.333
Feb 28	SE MISSOURI ST	pr/c	0	1	0	0	0	0	0	1	0	0	0	0	0	0	0	2	1	0	.333
Mar 07	MURRAY STATE	*c	3	0	0	0	0	0	0	0	0	0	1	0	0	0	1	11	1	0	.167
Totals		2gs	6	2	1	0	0	0	0	1	0	0	1	0	0	0	1	19	2	0	.167

On base pct. .375 • Slugging pct. .167

#18 Lael Lockhart - 3 appearances (All games)

Date	Opponent	GS	IP	H	R	ER	BB	SO	2B	3B	HR	WP	BK	HBP	IBB	Score	W-L	Sv	ERA	NP
Feb 22	vs TCU	*	4.1	2	1	1	2	8	0	0	0	0	0	2	0	4-1	0-0	0	2.08	78
Feb 28	SE MISSOURI ST	*	3.2	3	3	3	3	5	0	0	0	1	0	0	0	11-4	0-0	0	4.50	77
Mar 07	MURRAY STATE	*	5.0	5	0	0	1	6	0	0	0	0	0	0	0	6-0	1-0	0	2.77	76
Totals		3	13.0	10	4	4	6	19	0	0	0	1	0	2	0	21-5	1-0	0	2.77	-

#50 Matthew Magre - 1 appearance (All games)

Date	Opponent	GS	IP	H	R	ER	BB	SO	2B	3B	HR	WP	BK	HBP	IBB	Score	W-L	Sv	ERA	NP
Feb 27	SE MISSOURI ST		0.2	0	0	0	1	1	0	0	0	0	0	0	0	9-3	0-0	0	0.00	10
Totals		0	0.2	0	0	0	1	1	0	0	0	0	0	0	0	9-3	0-0	0	0.00	-

#37 Caden Monke - 1 game (All games)

Date	Opponent	Pos	AB	R	H	RBI	2B	3B	HR	BB	SB	CS	HBP	SAC	SF	GDP	K	PO	A	E	Avg
Feb 25	SE MISSOURI ST	p	0	0	0	0	0	0	0	0	0	0	0	0	0	0	0	1	0	0	.000
Totals		0gs	0	0	0	0	0	0	0	0	0	0	0	0	0	0	0	1	0	0	.000

On base pct. .000 • Slugging pct. .000

#37 Caden Monke - 5 appearances (All games)

Date	Opponent	GS	IP	H	R	ER	BB	SO	2B	3B	HR	WP	BK	HBP	IBB	Score	W-L	Sv	ERA	NP
Feb 20	vs Texas Tech		0.0	2	2	2	0	0	0	0	0	0	0	0	0	13-9	0-0	0	9.99	9
Feb 21	vs Texas		0.2	1	0	0	0	0	0	0	0	0	0	0	0	4-0	1-0	0	27.00	11
Feb 25	SE MISSOURI ST		3.0	3	2	2	0	3	0	0	0	0	1	0	0	6-5	1-0	0	9.82	40
Feb 28	SE MISSOURI ST		0.0	0	0	0	2	0	0	0	0	0	0	0	0	11-4	1-0	0	9.82	13
Mar 06	MURRAY STATE		1.0	0	0	0	2	1	0	0	0	0	0	0	0	11-6	1-0	0	7.71	19
Totals		0	4.2	6	4	4	4	4	0	0	0	0	1	0	0	45-24	1-0	0	7.71	-

#1 Robert Moore - 11 games (All games)

Date	Opponent	Pos	AB	R	H	RBI	2B	3B	HR	BB	SB	CS	HBP	SAC	SF	GDP	K	PO	A	E	Avg
Feb 20	vs Texas Tech	*2b	3	1	2	1	0	0	0	2	2	0	0	0	1	0	0	1	4	0	.667
Feb 21	vs Texas	*2b	4	0	0	0	0	0	0	0	0	0	0	0	0	0	1	1	3	0	.286
Feb 22	vs TCU	*2b	5	0	0	0	0	0	0	0	0	0	0	0	0	0	3	1	2	0	.167
Feb 25	SE MISSOURI ST	*2b	5	0	1	0	0	0	0	0	0	0	0	0	0	0	2	2	2	0	.176
Feb 26	SE MISSOURI ST	*2b	4	2	2	2	0	0	1	0	0	0	0	0	0	0	1	0	2	0	.238
Feb 27	SE MISSOURI ST	*2b	4	3	2	1	0	0	1	1	1	0	0	0	0	0	0	3	5	1	.280
Feb 28	SE MISSOURI ST	*2b	3	1	1	0	1	0	0	1	0	0	0	0	0	0	1	1	1	0	.286
Mar 05	MURRAY STATE	*2b	4	3	3	4	0	0	2	1	1	0	0	0	0	0	0	1	1	0	.344
Mar 06	MURRAY STATE	*2b	4	1	1	0	0	0	0	1	1	0	0	0	0	0	0	3	0	1	.333
Mar 07	MURRAY STATE	*2b	4	1	3	0	0	0	0	1	0	0	0	0	0	0	1	2	3	0	.375
Mar 11	at Louisiana Tech	*2b	6	0	1	2	0	0	0	0	0	0	0	0	0	0	0	2	4	0	.348
Totals		11gs	46	12	16	10	1	0	3	7	5	0	0	0	1	0	9	17	27	2	.348

On base pct. .426 • Slugging pct. .565

#32 Zack Morris - 4 appearances (All games)

Date	Opponent	GS	IP	H	R	ER	BB	SO	2B	3B	HR	WP	BK	HBP	IBB	Score	W-L	Sv	ERA	NP
Feb 27	SE MISSOURI ST		0.2	0	0	0	0	2	0	0	0	0	0	0	0	9-3	0-0	0	0.00	9
Mar 05	MURRAY STATE		0.2	1	1	1	0	1	0	0	1	0	0	0	0	7-6	0-0	0	6.75	17
Mar 07	MURRAY STATE		1.0	1	0	0	0	0	0	0	0	0	0	0	0	6-0	0-0	0	3.86	6
Mar 11	at Louisiana Tech		0.2	0	0	0	0	0	0	0	0	0	0	0	0	9-7	0-0	0	3.00	4
Totals		0	3.0	2	1	1	0	3	0	0	1	0	0	0	0	31-16	0-0	0	3.00	-

#5 Jacob Nesbit - 6 games (All games)

Date	Opponent	Pos	AB	R	H	RBI	2B	3B	HR	BB	SB	CS	HBP	SAC	SF	GDP	K	PO	A	E	Avg
Feb 20	vs Texas Tech	*3b	2	1	0	0	0	0	0	1	0	0	0	0	0	0	2	0	0	0	.000
Feb 21	vs Texas	*3b	3	0	0	0	0	0	0	1	0	0	0	0	0	0	2	0	0	0	.000
Feb 22	vs TCU	*3b	1	0	0	0	0	0	0	1	0	0	0	0	0	0	1	0	1	0	.000
Feb 26	SE MISSOURI ST	pr/3b	0	0	0	0	0	0	0	0	0	0	0	0	0	0	0	0	1	0	.000
Mar 07	MURRAY STATE	*3b	4	1	1	3	0	0	1	0	0	0	0	0	0	0	2	0	2	0	.100
Mar 11	at Louisiana Tech	pr/3b	0	1	0	0	0	0	0	0	0	0	0	0	0	0	0	0	1	0	.100
Totals		4gs	10	3	1	3	0	0	1	3	0	0	0	0	0	0	7	0	5	0	.100

On base pct. .308 • Slugging pct. .400

#13 Connor Noland - 1 game (All games)

Date	Opponent	Pos	AB	R	H	RBI	2B	3B	HR	BB	SB	CS	HBP	SAC	SF	GDP	K	PO	A	E	Avg
Feb 26	SE MISSOURI ST	p	0	0	0	0	0	0	0	0	0	0	0	0	0	0	0	2	1	0	.000
Totals		0gs	0	0	0	0	0	0	0	0	0	0	0	0	0	0	0	2	1	0	.000

On base pct. .000 • Slugging pct. .000

#13 Connor Noland - 2 appearances (All games)

Date	Opponent	GS	IP	H	R	ER	BB	SO	2B	3B	HR	WP	BK	HBP	IBB	Score	W-L	Sv	ERA	NP
Feb 26	SE MISSOURI ST		4.2	2	1	0	0	5	0	0	0	0	0	0	0	7-3	1-0	0	0.00	55
Mar 05	MURRAY STATE		0.1	2	3	3	1	0	0	0	1	0	0	0	0	7-6	1-0	0	5.40	9
Totals		0	5.0	4	4	3	1	5	0	0	1	0	0	0	0	14-9	1-0	0	5.40	-



III INDIVIDUAL GAME-BY-GAME

#12 Casey Opitz - 10 games (All games)

Date	Opponent	Pos	AB	R	H	RBI	2B	3B	HR	BB	SB	CS	HBP	SAC	SF	GDP	K	PO	A	E	Avg
Feb 20	vs Texas Tech	*c	2	3	1	0	0	0	0	3	0	0	0	0	0	0	0	9	1	1	.500
Feb 21	vs Texas	*c	3	0	1	0	0	0	0	1	0	0	0	0	0	0	1	15	0	0	.400
Feb 22	vs TCU	*c	4	1	1	1	1	0	0	0	0	0	0	0	0	0	1	18	0	0	.333
Feb 25	SE MISSOURI ST	*c	5	1	2	0	1	0	0	0	0	0	0	0	0	0	0	9	4	0	.357
Feb 26	SE MISSOURI ST	c	0	0	0	0	0	0	0	0	0	0	0	0	0	0	0	2	0	0	.357
Feb 27	SE MISSOURI ST	*c	5	0	2	0	0	0	0	0	0	0	0	0	0	0	0	11	1	0	.368
Feb 28	SE MISSOURI ST	*c	2	1	1	0	1	0	0	0	0	0	0	0	0	0	0	4	0	0	.381
Mar 05	MURRAY STATE	*c	4	0	2	2	1	1	0	0	0	0	0	0	0	0	0	17	2	0	.400
Mar 06	MURRAY STATE	*c	4	1	1	0	0	0	0	1	0	0	0	0	0	0	1	10	1	0	.379
Mar 11	at Louisiana Tech	*c	5	0	1	0	0	0	0	0	1	0	0	0	0	0	1	12	1	0	.353
Totals		9gs	34	7	12	3	4	1	0	5	1	0	0	0	0	0	4	107	10	1	.353

On base pct. .436 • Slugging pct. .529

#36 Peyton Palette - 2 games (All games)

Date	Opponent	Pos	AB	R	H	RBI	2B	3B	HR	BB	SB	CS	HBP	SAC	SF	GDP	K	PO	A	E	Avg
Feb 27	SE MISSOURI ST	*p	0	0	0	0	0	0	0	0	0	0	0	0	0	0	0	1	1	0	.000
Mar 05	MURRAY STATE	*p	0	0	0	0	0	0	0	0	0	0	0	0	0	0	0	0	1	0	.000
Totals		2gs	0	0	0	0	0	0	0	0	0	0	0	0	0	0	0	1	2	0	.000

On base pct. .000 • Slugging pct. .000

#36 Peyton Palette - 4 appearances (All games)

Date	Opponent	GS	IP	H	R	ER	BB	SO	2B	3B	HR	WP	BK	HBP	IBB	Score	W-L	Sv	ERA	NP
Feb 21	vs Texas	*	4.1	1	0	0	1	8	0	0	0	0	0	2	0	4-0	0-0	0	0.00	72
Feb 27	SE MISSOURI ST	*	5.0	3	0	0	1	8	0	0	0	0	0	0	0	9-3	1-0	0	0.00	65
Mar 05	MURRAY STATE	*	4.0	4	2	2	3	10	1	0	0	0	0	0	0	7-6	1-0	0	1.35	88
Mar 11	at Louisiana Tech	*	4.0	2	2	2	2	5	0	0	0	0	0	2	0	9-7	1-0	0	2.08	73
Totals		4	17.1	10	4	4	7	31	1	0	0	0	0	4	0	29-16	1-0	0	2.08	-

#28 Kole Ramage - 2 appearances (All games)

Date	Opponent	GS	IP	H	R	ER	BB	SO	2B	3B	HR	WP	BK	HBP	IBB	Score	W-L	Sv	ERA	NP
Feb 20	vs Texas Tech		0.0	0	1	1	1	0	0	0	0	0	0	1	0	13-9	0-0	0	999.0	15
Feb 27	SE MISSOURI ST		1.1	1	1	1	1	1	0	0	1	0	0	0	0	9-3	0-0	0	13.50	24
Totals		0	1.1	1	2	2	2	1	0	0	1	0	0	1	0	22-12	0-0	0	13.50	-

#17 Brady Slavens - 11 games (All games)

Date	Opponent	Pos	AB	R	H	RBI	2B	3B	HR	BB	SB	CS	HBP	SAC	SF	GDP	K	PO	A	E	Avg
Feb 20	vs Texas Tech	*dh	5	2	1	0	0	0	0	0	0	0	1	0	0	0	3	0	0	0	.200
Feb 21	vs Texas	*dh	4	1	2	4	0	0	1	0	0	0	0	0	0	0	1	0	0	0	.333
Feb 22	vs TCU	*dh	3	1	2	0	0	0	0	0	0	0	1	0	0	0	0	0	0	0	.417
Feb 25	SE MISSOURI ST	*1b	5	1	1	1	0	0	1	0	0	0	0	0	0	0	3	10	2	0	.353
Feb 26	SE MISSOURI ST	*1b	4	1	1	0	0	1	0	0	0	0	0	0	0	0	1	13	1	0	.333
Feb 27	SE MISSOURI ST	*1b	5	0	1	1	0	0	0	0	0	0	0	0	0	0	2	8	0	0	.308
Feb 28	SE MISSOURI ST	*1b	2	3	2	2	1	0	1	1	1	0	0	0	0	0	0	6	1	0	.357
Mar 05	MURRAY STATE	*1b	4	0	0	0	0	0	0	0	0	0	0	0	0	0	3	4	0	0	.312
Mar 06	MURRAY STATE	*1b	4	3	2	2	0	0	1	1	0	0	0	0	0	0	0	5	1	0	.333
Mar 07	MURRAY STATE	*of	2	0	0	1	0	0	0	1	0	0	0	0	1	0	1	2	0	0	.316
Mar 11	at Louisiana Tech	*1b	3	1	1	1	0	0	0	1	1	0	0	1	0	0	2	9	1	1	.317
Totals		11gs	41	13	13	12	1	1	4	4	2	0	2	1	1	0	16	57	6	1	.317

On base pct. .396 • Slugging pct. .683

#14 Cullen Smith - 11 games (All games)

Date	Opponent	Pos	AB	R	H	RBI	2B	3B	HR	BB	SB	CS	HBP	SAC	SF	GDP	K	PO	A	E	Avg
Feb 20	vs Texas Tech	*1b	4	2	1	1	0	0	0	2	0	0	0	0	0	0	0	5	0	0	.250
Feb 21	vs Texas	*1b	3	2	1	0	0	0	0	0	0	0	1	0	0	0	1	4	0	0	.286
Feb 22	vs TCU	*1b	3	0	1	1	0	0	0	1	0	1	0	0	0	0	1	5	0	0	.300
Feb 25	SE MISSOURI ST	*3b	3	0	1	1	0	0	0	1	0	0	0	0	1	0	0	0	3	0	.308
Feb 26	SE MISSOURI ST	*3b	4	0	1	0	0	0	0	0	0	0	0	0	0	0	2	0	1	0	.294
Feb 27	SE MISSOURI ST	*3b	3	2	1	0	1	0	0	1	0	0	0	0	0	0	0	0	0	0	.300
Feb 28	SE MISSOURI ST	*3b	3	1	1	1	1	0	0	0	0	0	0	0	0	0	1	0	3	0	.304
Mar 05	MURRAY STATE	*3b	1	0	0	0	0	0	0	2	1	0	1	0	0	0	1	0	1	0	.292
Mar 06	MURRAY STATE	*3b	3	1	2	3	0	0	1	1	0	1	0	0	0	0	0	0	3	0	.333
Mar 07	MURRAY STATE	*1b	2	0	0	1	0	0	0	1	0	0	0	0	1	0	0	5	0	0	.310
Mar 11	at Louisiana Tech	*3b	4	0	0	0	0	0	0	0	0	0	0	0	0	0	4	0	1	0	.273
Totals		11gs	33	8	9	8	2	0	1	9	1	2	2	0	2	0	10	19	12	0	.273

On base pct. .435 • Slugging pct. .424

#55 Gabriel Starks - 1 appearance (All games)

Date	Opponent	GS	IP	H	R	ER	BB	SO	2B	3B	HR	WP	BK	HBP	IBB	Score	W-L	Sv	ERA	NP
Feb 27	SE MISSOURI ST		1.0	1	1	1	0	1	0	0	0	0	0	0	0	9-3	0-0	0	9.00	17
Totals		0	1.0	1	1	1	0	1	0	0	0	0	0	0	0	9-3	0-0	0	9.00	-

#39 Evan Taylor - 2 appearances (All games)

Date	Opponent	GS	IP	H	R	ER	BB	SO	2B	3B	HR	WP	BK	HBP	IBB	Score	W-L	Sv	ERA	NP
Feb 22	vs TCU		0.2	0	0	0	0	0	0	0	0	0	0	0	0	4-1	0-0	0	0.00	2
Feb 26	SE MISSOURI ST		0.1	0	0	0	2	0	0	0	0	2	0	0	0	7-3	0-0	0	0.00	16
Totals		0	1.0	0	0	0	2	0	0	0	0	2	0	0	0	11-4	0-0	0	0.00	-

#20 Elijah Trest - 2 games (All games)

Date	Opponent	Pos	AB	R	H	RBI	2B	3B	HR	BB	SB	CS	HBP	SAC	SF	GDP	K	PO	A	E	Avg
Feb 20	vs Texas Tech	p	0	0	0	0	0	0	0	0	0	0	0	0	0	0	0	0	1	0	.000
Mar 06	MURRAY STATE	p	0	0	0	0	0	0	0	0	0	0	0	0	0	0	0	0	1	0	.000
Totals		0gs	0	0	0	0	0	0	0	0	0	0	0	0	0	0	0	0	2	0	.000

On base pct. .000 • Slugging pct. .000

#20 Elijah Trest - 3 appearances (All games)

Date	Opponent	GS	IP	H	R	ER	BB	SO	2B	3B	HR	WP	BK	HBP	IBB	Score	W-L	Sv	ERA	NP
Feb 20	vs Texas Tech		3.0	2	1	1	1	4	1	0	1	0	1	1	0	13-9	1-0	0	3.00	50
Mar 06	MURRAY STATE		1.2	2	1	1	1	1	0	0	0	1	0	0	0	11-6	1-0	0	3.86	29
Mar 11	at Louisiana Tech		0.2	1	0	0	0	0	0	0	0	0	0	0	0	9-7	1-0	0	3.38	11
Totals		0	5.1	5	2	2	2	5	1	0	1	1	1	1	0	33-22	1-0	0	3.38	-

#88 Zebulon Vermillion - 1 game (All games)

Date	Opponent	Pos	AB	R	H	RBI	2B	3B	HR	BB	SB	CS	HBP	SAC	SF	GDP	K	PO	A	E	Avg
Feb 26	SE MISSOURI ST	*p	0	0	0	0	0	0	0	0	0	0	0	0	0	0	0	0	1	0	.000
Totals		1gs	0	0	0	0	0	0	0	0	0	0	0	0	0	0	0	0	1	0	.000

On base pct. .000 • Slugging pct. .000



III INDIVIDUAL GAME-BY-GAME

#88 Zebulon Vermillion - 3 appearances (All games)

Date	Opponent	GS	IP	H	R	ER	BB	SO	2B	3B	HR	WP	BK	HBP	IBB	Score	W-L	Sv	ERA	NP
Feb 20	vs Texas Tech	*	4.0	3	2	2	2	4	1	0	0	0	0	1	0	13-9	0-0	0	4.50	59
Feb 26	SE MISSOURI ST	*	3.0	2	2	2	4	1	0	0	0	0	0	0	0	7-3	0-0	0	5.14	61
Mar 06	MURRAY STATE		2.1	2	0	0	0	1	0	0	0	0	0	0	0	11-6	0-0	1	3.86	29
Totals		2	9.1	7	4	4	6	6	1	0	0	0	0	1	0	31-18	0-0	1	3.86	-

#7 Cayden Wallace - 10 games (All games)

Date	Opponent	Pos	AB	R	H	RBI	2B	3B	HR	BB	SB	CS	HBP	SAC	SF	GDP	K	PO	A	E	Avg
Feb 20	vs Texas Tech	*of/3b	4	2	1	0	0	0	0	1	0	0	0	0	0	0	1	3	0	0	.250
Feb 21	vs Texas	*of	3	0	0	0	0	0	0	1	0	0	0	0	0	0	1	1	0	0	.143
Feb 22	vs TCU	*of/3b	3	0	0	0	0	0	0	1	0	0	0	0	0	0	1	1	0	0	.100
Feb 25	SE MISSOURI ST	*of	3	1	0	0	0	0	0	2	0	0	0	0	0	0	1	1	0	0	.077
Feb 26	SE MISSOURI ST	*of	4	1	1	2	0	0	1	0	0	0	0	0	0	0	1	1	0	0	.118
Feb 27	SE MISSOURI ST	*of	5	0	1	0	1	0	0	0	0	0	0	0	0	0	1	0	0	0	.136
Feb 28	SE MISSOURI ST	*of	3	2	2	1	1	0	1	0	0	0	0	0	0	0	0	0	0	0	.200
Mar 05	MURRAY STATE	*of	4	0	0	1	0	0	0	0	0	0	0	0	1	0	1	2	0	0	.172
Mar 06	MURRAY STATE	*of	5	1	1	0	1	0	0	0	0	0	0	0	0	0	1	2	0	0	.176
Mar 11	at Louisiana Tech	*of	3	3	2	1	1	0	1	1	0	0	1	0	0	0	0	1	0	0	.216
Totals		10gs	37	10	8	5	4	0	3	6	0	0	1	0	1	0	8	12	0	0	.216

On base pct. .333 • Slugging pct. .568

#8 Braydon Webb - 9 games (All games)

Date	Opponent	Pos	AB	R	H	RBI	2B	3B	HR	BB	SB	CS	HBP	SAC	SF	GDP	K	PO	A	E	Avg
Feb 20	vs Texas Tech	*of	5	0	1	2	0	0	0	1	1	0	0	0	0	0	1	1	0	0	.200
Feb 21	vs Texas	*of	3	0	0	0	0	0	0	1	0	0	0	0	0	0	2	2	0	0	.125
Feb 22	vs TCU	*of	2	0	0	0	0	0	0	1	0	0	1	0	0	0	2	1	0	0	.100
Feb 25	SE MISSOURI ST	*dh	4	0	0	0	0	0	0	0	0	0	1	0	0	0	2	0	0	0	.071
Feb 26	SE MISSOURI ST	*of/of	2	0	0	0	0	0	0	0	1	0	2	0	0	0	0	2	0	0	.062
Feb 27	SE MISSOURI ST	pr	0	0	0	0	0	0	0	0	0	0	0	0	0	0	0	0	0	0	.062
Mar 05	MURRAY STATE	*of	2	0	0	0	0	0	0	1	1	0	0	0	0	0	2	1	0	0	.056
Mar 06	MURRAY STATE	of	0	0	0	0	0	0	0	0	0	0	0	0	0	0	0	2	0	0	.056
Mar 11	at Louisiana Tech	*of	2	0	0	0	0	0	0	0	0	0	0	0	0	0	0	1	0	0	.050
Totals		7gs	20	0	1	2	0	0	0	4	3	0	4	0	0	0	9	10	0	0	.050

On base pct. .321 • Slugging pct. .050

#19 Charlie Welch - 4 games (All games)

Date	Opponent	Pos	AB	R	H	RBI	2B	3B	HR	BB	SB	CS	HBP	SAC	SF	GDP	K	PO	A	E	Avg
Feb 26	SE MISSOURI ST	*dh	3	1	1	2	0	0	1	0	0	0	1	0	0	0	0	0	0	0	.333
Feb 27	SE MISSOURI ST	c	0	0	0	0	0	0	0	0	0	0	0	0	0	0	0	1	0	0	.333
Mar 06	MURRAY STATE	ph	1	0	0	0	0	0	0	0	0	0	0	0	0	0	1	0	0	0	.250
Mar 11	at Louisiana Tech	ph	1	0	1	0	1	0	0	0	0	0	0	0	0	0	0	0	0	0	.400
Totals		1gs	5	1	2	2	1	0	1	0	0	0	1	0	0	0	1	1	0	0	.400

On base pct. .500 • Slugging pct. 1.200

#16 Zac White - 2 games (All games)

Date	Opponent	Pos	AB	R	H	RBI	2B	3B	HR	BB	SB	CS	HBP	SAC	SF	GDP	K	PO	A	E	Avg
Feb 26	SE MISSOURI ST	of	0	0	0	0	0	0	0	0	0	0	0	0	0	0	0	0	0	0	.000
Feb 27	SE MISSOURI ST	ph/of	2	0	1	0	0	0	0	0	0	0	0	0	0	0	1	0	0	0	.500
Totals		0gs	2	0	1	0	0	0	0	0	0	0	0	0	0	0	1	0	0	0	.500

On base pct. .500 • Slugging pct. .500

#33 Patrick Wicklander - 1 game (All games)

Date	Opponent	Pos	AB	R	H	RBI	2B	3B	HR	BB	SB	CS	HBP	SAC	SF	GDP	K	PO	A	E	Avg
Mar 11	at Louisiana Tech	p	0	0	0	0	0	0	0	0	0	0	0	0	0	0	0	1	0	0	.000
Totals		0gs	0	0	0	0	0	0	0	0	0	0	0	0	0	0	0	1	0	0	.000

On base pct. .000 • Slugging pct. .000

#33 Patrick Wicklander - 3 appearances (All games)

Date	Opponent	GS	IP	H	R	ER	BB	SO	2B	3B	HR	WP	BK	HBP	IBB	Score	W-L	Sv	ERA	NP
Feb 25	SE MISSOURI ST		4.0	4	0	0	1	3	0	1	0	0	0	0	0	6-5	0-0	0	0.00	58
Mar 05	MURRAY STATE		2.0	1	0	0	0	2	0	0	0	0	0	0	0	7-6	0-0	0	0.00	29
Mar 11	at Louisiana Tech		1.1	6	3	3	0	2	2	0	0	1	0	0	0	9-7	0-0	0	3.68	29
Totals		0	7.1	11	3	3	1	7	2	1	0	1	0	0	0	22-18	0-0	0	3.68	-

#22 Jaxon Wiggins - 1 game (All games)

Date	Opponent	Pos	AB	R	H	RBI	2B	3B	HR	BB	SB	CS	HBP	SAC	SF	GDP	K	PO	A	E	Avg
Feb 25	SE MISSOURI ST	p	0	0	0	0	0	0	0	0	0	0	0	0	0	0	0	1	0	0	.000
Totals		ogs	0	0	0	0	0	0	0	0	0	0	0	0	0	0	0	1	0	0	.000

On base pct. .000 • Slugging pct. .000

#22 Jaxon Wiggins - 4 appearances (All games)

Date	Opponent	GS	IP	H	R	ER	BB	SO	2B	3B	HR	WP	BK	HBP	IBB	Score	W-L	Sv	ERA	NP
Feb 22	vs TCU		1.0	0	0	0	0	3	0	0	0	0	0	0	0	4-1	0-0	0	0.00	15
Feb 25	SE MISSOURI ST		1.0	0	0	0	0	2	0	0	0	0	0	0	0	6-5	1-0	0	0.00	13
Mar 05	MURRAY STATE		1.0	0	0	0	0	2	0	0	0	0	0	0	0	7-6	1-0	1	0.00	10
Mar 11	at Louisiana Tech		1.0	0	0	0	1	2	0	0	0	1	0	0	0	9-7	1-0	2	0.00	25
Totals		0	4.0	0	0	0	1	9	0	0	0	1	0	0	0	26-19	1-0	2	0.00	-

#29 Nate Wohlgemuth - 2 appearances (All games)

Date	Opponent	GS	IP	H	R	ER	BB	SO	2B	3B	HR	WP	BK	HBP	IBB	Score	W-L	Sv	ERA	NP
Feb 27	SE MISSOURI ST		0.1	1	1	1	2	0	0	0	0	1	0	0	0	9-3	0-0	0	27.00	28
Mar 07	MURRAY STATE		0.0	0	0	0	2	0	0	0	0	0	0	0	0	6-0	0-0	0	27.00	10
Totals		0	0.1	1	1	1	4	0	0	0	0	1	0	0	0	15-3	0-0	0	27.00	-



||| 2021 SCHEDULE / RESULTS

	Opponent	Score	WP	LP	SV	Attend	Time
FEB.							
20	vs. #3 Texas Tech^	W, 13-9	Trest (1-0)	Devine (0-1)		16,908	4:18
21	vs. #9 Texas^	W, 4-0	Monke (1-0)	Stevens (0-1)	Bolden (1)	17,587	2:51
22	vs. #10 TCU^	W, 4-1	Costeiu (1-0)	King (0-1)	Kopps (1)	13,659	3:08
25	SEMO	W, 6-5 (10)	Wiggins (1-0)	Cisneros (1-2)		4,218	3:22
26	SEMO	W, 7-3	Noland (1-0)	Niznik (0-1)		4,218	2:41
27	SEMO	W, 9-3	Palette (1-0)	Vogt (0-1)		4,218	3:15
28	SEMO	W, 11-4 (5)	Kopps (1-0)	Williams (0-1)		4,218	2:57

MARCH							
5	Murray State	W, 7-6	Kopps (2-0)	Whaley (1-1)	Wiggins (1)	4,218	3:25
6	Murray State	W, 11-6	Adams (1-0)	Gardner (0-2)	Vermillion (1)	4,218	3:06
7	Murray State	W, 6-0	Lockhart (1-0)	Wenninger (1-1)		4,218	3:07
12	at Louisiana Tech	W, 9-7 (10)	Kopps (3-0)	Gibson (0-1)	Wiggins (2)	1,000	3:48
13	at Louisiana Tech						
14	at Louisiana Tech						
16	Oklahoma						
19	Alabama*						
20	Alabama*						
21	Alabama*						
23	Memphis						
24	Memphis						
26	at Mississippi State*						
27	at Mississippi State*						
28	at Mississippi State*						
30	UCA						

APRIL							
1	Auburn*						
2	Auburn*						
3	Auburn*						
6	Little Rock						
7	Little Rock						
9	at Ole Miss						
10	at Ole Miss						
11	at Ole Miss						
13	UAPB						
14	UAPB						
16	Texas A&M*						
17	Texas A&M*						
18	Texas A&M*						
20	Grambling State						
22	at South Carolina*						
23	at South Carolina*						
24	at South Carolina*						
27	Missouri State						
30	at LSU*						

MAY							
1	at LSU*						
2	at LSU*						
7	Georgia*						
8	Georgia*						
9	Georgia*						
11	Arkansas State						
14	at Tennessee*						
15	at Tennessee*						
16	at Tennessee*						
20	Florida*						
21	Florida*						
22	Florida*						

^ State Farm College Baseball Showdown (Globe Life Field in Arlington, Texas)

* SEC opponent