



ARKANSAS BASEBALL

ArkansasRazorbacks.com ||| @RazorbackBSB ||| Communications Contact: Oliver Grigg (ogrigg@uark.edu)

2021 SCHEDULE & RESULTS

FEBRUARY

20	vs. #3 Texas Tech!	FloBaseball	W, 13-9
21	vs. #9 Texas!	FloBaseball	W, 4-0
22	vs. #10 TCU!	FloBaseball	W, 4-1
25	SE MISSOURI STATE	SECN+	W, 6-5 (10)
26	SE MISSOURI STATE	SECN+	W, 7-3
27	SE MISSOURI STATE	SECN+	W, 9-3
28	SE MISSOURI STATE	SECN+	W, 11-4 (5)

MARCH

5	MURRAY STATE	SECN+	W, 7-6
6	MURRAY STATE	SECN+	W, 11-6
7	MURRAY STATE	SECN+	W, 6-0
12	at Louisiana Tech	CST/ESPN+	W, 9-7 (10)
13	at Louisiana Tech	CST/ESPN+	W, 8-1
14	at Louisiana Tech	CST/ESPN+	L, 2-0
16	OKLAHOMA	SECN	L, 8-5
19	#22 ALABAMA*	SECN+	6:30 p.m.
20	#22 ALABAMA*	SECN+	6:30 p.m.
21	#22 ALABAMA*	SECN	2 p.m.
23	MEMPHIS	SECN+	6:30 p.m.
24	MEMPHIS	SECN+	3 p.m.
26	at Mississippi State	SECN+	6:30 p.m.
27	at Mississippi State	SECN+	2 p.m.
28	at Mississippi State	SECN	2 p.m.
30	UCA	SECN+	6:30 p.m.

APRIL

1	AUBURN*	SECN+	6:30 p.m.
2	AUBURN*	SECN+	6:30 p.m.
3	AUBURN*	SECN+	2 p.m.
6	LITTLE ROCK	SECN+	6:30 p.m.
7	LITTLE ROCK	SECN+	4 p.m.
9	at Ole Miss*	SECN	6 p.m.
10	at Ole Miss*	SECN+	4 p.m.
11	at Ole Miss*	SECN+	1:30 p.m.
13	UAPB	SECN+	6:30 p.m.
14	UAPB	SECN+	4 p.m.
16	TEXAS A&M*	SECN+	6:30 p.m.
17	TEXAS A&M*	SECN+	6:30 p.m.
18	TEXAS A&M*	SECN+	2 p.m.
20	GRAMBLING STATE	SECN+	6:30 p.m.
22	at South Carolina*	SECN	6 p.m.
23	at South Carolina*	SECN+	6 p.m.
24	at South Carolina*	SECN+	TBA
27	MISSOURI STATE	SECN+	6:30 p.m.
30	at LSU	SECN	6 p.m.

MAY

1	at LSU*	SECN+	6:30 p.m.
2	at LSU*	SECN+	2 p.m.
7	GEORGIA*	SECN+	6:30 p.m.
8	GEORGIA*	SECN	6 p.m.
9	GEORGIA*	SECN+	2 p.m.
11	AKANSAS STATE	SECN+	6:30 p.m.
14	at Tennessee*	SECN+	5:30 p.m.
15	at Tennessee*	SECN	11 a.m.
16	at Tennessee*	SECN+	12 p.m.
20	FLORIDA*	SECN	6 p.m.
21	FLORIDA*	SECN+	6:30 p.m.
22	FLORIDA	SECN+	2 p.m.

All times Central; Home game in BOLD

1 - Globe Life Field (Arlington, Texas) * - SEC opponent

GAME 15 ||| #22 ALABAMA vs. #1 ARKANSAS ||| MARCH 19

BAUM-WALKER STADIUM (FAYETTEVILLE, ARK.) ||| TV: SEC NETWORK+



14-3
0-0 SEC

ALABAMA CRIMSON TIDE

In the Polls.....NR (D1) | 22 (BA) | 24 (Coaches)
.....NR (PG) | 19 (NCBWA) | 24 (CBN)
Head Coach.....Brad Bohannon
Career Record.....87-59 (4th season)
Record at Alabama.....87-59 (4th season)



12-2
0-0 SEC

ARKANSAS RAZORBACKS

In the Polls.....1 (D1) | 1 (BA) | 1 (Coaches)
.....1 (PG) | 1 (NCBWA) | 1 (CBN)
Head Coach.....Dave Van Horn
Career Record.....1,297-631 (33rd season)
Record at Arkansas.....712-391 (19th season)

ON THE BUMP

Alabama RHP Tyler Ras (2-1, 3.60 ERA)

vs.

Arkansas RHP Peyton Palette (1-0, 2.08 ERA)

LEADING OFF

SEC OPENING WEEKEND IS HERE

It Just Means More.



Southeastern Conference play gets started this weekend when No. 1 Arkansas hosts No. 22 Alabama in a clash between nationally ranked programs at Baum-Walker Stadium. The series begins Friday, March 19, with first pitch between the Razorbacks and Crimson Tide set for 6:30 p.m.

The top-ranked Hogs, in the midst of a six-game homestand, have lost two straight contests after beginning the year with a 12-0 record, which marked the best start of the Dave Van Horn era. The Tide, meanwhile, come to town with a 14-3 overall record, riding a two-game winning streak after picking up two home victories against Stetson last weekend.

BRING ON BAMA

The Razorbacks and Crimson Tide will meet for the 92nd time in history when the two teams take the field on Friday night at Baum-Walker Stadium. Alabama leads the overall series, 48-43, but Arkansas owns a 24-18 all-time record against the Tide in Fayetteville.

The two programs last met during the 2019 campaign. The Hogs went on the road to Tuscaloosa and claimed a 2-1 series win, picking up a 12-3 victory in the opener before earning a 10-2 win in the finale. Arkansas defended its turf the year before that, sweeping Alabama in a three-game set in 2018 at Baum-Walker Stadium.

THREE STRAIGHT WEEKS AT THE TOP

The Razorbacks remain the No. 1 team in college baseball.

Arkansas enters the fifth week of the season as the unanimous top-ranked team for the second consecutive week, leading all six major polls. Baseball America, Collegiate Baseball Newspaper, DiBaseball, National Collegiate Baseball Writers Association, Perfect Game and the USA Today Coaches Poll each recognized the Hogs as the top team in the country.

It is the third straight week that Arkansas is ranked No. 1. The Razorbacks were the consensus top-ranked team in week three with five of the six polls leaning in their favor.

A ||| RAZORBACK NOTES

TO BE FRANK, YOU'LL HEAR THIS NAME A LOT

If Christian Franklin isn't already a household name, he will be soon.

The Razorback outfielder enters the 2021 campaign as one of the top college baseball players in the country after slashing .381/.467/.619 with three home runs, 11 RBI and a team-best 21 runs scored in 16 games during the pandemic-shortened season. He started every game in center field after manning left field as a Razorback rookie in 2019 when he hit .274 with six home runs and 34 RBI to earn SEC All-Freshman honors.

The Overland Park, Kan., native garnered preseason first-team All-America accolades from four out of the five major college baseball publications this spring, including Baseball America, D1Baseball, NCBWA and Perfect Game. One of Arkansas' four team captains for the 2021 season, Franklin also checked in as the second-best outfielder in D1Baseball's preseason position power rankings.

He rounded out his gathering of preseason accolades with a spot on the USA Baseball Golden Spikes Award Watch List. The award, which is given to the top amateur baseball player in the country, was previously won by former Razorback outfielder Andrew Benintendi in 2015.

DIAPER DANDY NO MOORE

Arkansas second baseman Robert Moore burst onto the scene as a freshman. Now, in year two, he's ready for more.

Moore, the son of Kansas City Royals general manager Dayton Moore, started all 16 games in his debut as a Hog one year ago. The then-17-year-old freshman slashed .317/.403/.444 with two homers and 17 RBI before the season was cut short due to the pandemic. His 20 hits on the year ranked second among freshmen in the SEC, and his batting average and RBI total were third most among the league's first-year newcomers.

The slick-handed middle infielder earned SEC Player of the Week and Perfect Game National Player of the Week honors last season, becoming the first freshman in program history to do so. The Leawood, Kan., native now heads into the 2021 campaign as a preseason third-team All-American by D1Baseball and preseason All-SEC First Team honoree.



Junior outfielder **Christian Franklin**, a consensus preseason All-American and one of the four Razorback team captains, was named to the watch list for the USA Baseball Golden Spikes Award, which is given to the top amateur baseball player in the country.



Sophomore second baseman **Robert Moore** burst onto the scene in 2020, slashing .317/.403/.444 with two homers and 17 RBI before the season was cut short.

Moore, also rated the third-best second baseman in D1Baseball's preseason position power rankings, topped off his hype-filled preseason with a spot alongside teammate Christian Franklin on the USA Baseball Golden Spikes Award Watch List. The award, which is given to the top amateur baseball player in the country, was previously won by former Razorback outfielder Andrew Benintendi in 2015.

GOLDEN BOLDEN

Caleb Bolden's strong outing at the State Farm College Baseball Showdown at Globe Life Field, home of the Texas Rangers, in Arlington, Texas, during the opening weekend of the 2021 season earned him the conference's top weekly honor.

The right-hander was named the SEC Co-Pitcher of the Week, putting an exclamation point on his impressive performance in the Razorbacks' 4-0 shutout win against No. 9 Texas. His effort out of the bullpen helped Arkansas secure their second victory of the young season as well as their second consecutive win against a top-10 opponent.

Bolden struck out seven batters in 4.0 no-hit innings, silencing the nationally ranked Longhorns en route to the Razorbacks' shutout win. The Texarkana, Texas, native entered the ballgame in the fifth and tossed the final four frames, picking up the first save of his college career.

ACTION JAXON

Freshman right-hander Jaxon Wiggins has made jaws drop in his first three appearances out of the bullpen for the Razorbacks. The Roland, Okla., native has struck out seven of his first nine batters faced to begin his collegiate career. He has not allowed a hit and owns an unblemished 0.00 ERA in three perfect innings of work thus far.

According to D1Baseball, Wiggins has recorded the second-hardest pitch thrown in all of college baseball this season. The first-year newcomer has clocked in at 98 mph multiple times this year, first doing so in his debut appearance out of the bullpen against No. 10 TCU at the State Farm College Baseball Showdown at Globe Life Field, home of the Texas Rangers, in Arlington, Texas.



FABULOUS FOUR

For the third consecutive year, Arkansas has an SEC-best four preseason first-team honorees.

Casey Opitz (catcher), Robert Moore (second base), Christian Franklin (outfield) and Matt Goodheart (designated hitter/utility) landed on the 2021 Coaches Preseason All-SEC First Team, which was released along with the annual preseason coaches' poll on Thursday, Feb. 11.

The Razorback foursome is the most of any program in the conference - a feat Arkansas also achieved ahead of the 2019 and 2020 campaigns. No other school has more than two first-team honorees on this year's preseason All-SEC squads.

Opitz, the team's primary catcher, slashed .302/.361/.509 with six doubles, one home run and 11 RBI in 16 games during the pandemic-shortened season. He started 14 games behind the dish for the Hogs, throwing out six-of-10 base stealers on the year.

The Centennial, Colo., native, who entered the 2020 campaign as a Baseball America Third Team Preseason All-American, was a preseason All-SEC First Team honoree at catcher one year ago as well. Opitz is rated as the No. 6 catcher in D1Baseball's preseason position power rankings headed into the 2021 season.

Goodheart picked up preseason All-SEC First Team honors at designated hitter/utility for the second consecutive year. The Magnolia, Ark., native slashed .302/.400/.492 in 16 games for the Hogs during the pandemic-shortened season, totaling three homers and 18 RBI over 63 at-bats.

The Razorbacks' three-hole hitter tallied six multi-hit games and five multi-RBI performances in 2020, driving in a season-high three runs on three occasions. Goodheart finished tied for the team high in free passes (11), which included a team-leading 10 walks and one HBP.

DON'T SLEEP ON THE HOGS

Arkansas was predicted to finish third in the SEC Western Division, collecting two first-place votes from the league's head coaches. Ole Miss (seven votes) and Mississippi State (three votes) were selected to finish



Senior catcher **Casey Opitz**, a preseason first-team All-SEC honoree and one of the four Razorback team captains, entered the 2021 campaign rated as the sixth-best catcher in the country by D1Baseball in the publication's position power rankings.



Redshirt junior pitcher **Caleb Bolden** was named the SEC Co-Pitcher of the Week after striking out seven in four hitless innings of work in the shutout win against #9 Texas.

first and second, respectively, in the division.

O CAPTAIN! MY CAPTAIN!

Arkansas' four team captains for the 2021 season are catcher Casey Opitz, outfielder Christian Franklin, right-handed pitcher Kevin Kopps and right-handed pitcher Zebulon Vermillion.

CAPACITY INCREASING AT BAUM-WALKER STADIUM

Due to recent changes by Arkansas Governor Asa Hutchinson regarding state-wide COVID-19 directives and in communication with the Arkansas Department of Health, we have developed a plan to safely increase the capacity at Baum-Walker Stadium.

Beginning March 16, and for games scheduled through March 30, additional tickets will be made available. Approximately 1,200 tickets will be added at Baum-Walker Stadium (including increased capacity in the Hog Pen) Additional adjustments to capacity, for games beginning April 1 through the remainder of the season, will be determined at a later date.

NINE RAZORBACK GAMES SLATED FOR NATIONAL TV IN 2021

Arkansas will have nine games, including eight conference contests, broadcast on the SEC Network during the 2021 campaign. The SEC announced the regular-season television schedule on Wednesday.

The Razorbacks' season debut on the SEC Network comes during their first midweek game of the year. The Hogs host Oklahoma on Tuesday, March 16, inside Baum-Walker Stadium, with first pitch set for 5 p.m. CT.

The Razorbacks' eight conference games to be aired on the SEC Network include:

- vs. Alabama, 2 p.m. CT Sunday, March 21
- at Mississippi State, 2 p.m. CT Sunday, March 28
- at Ole Miss, 6 p.m. CT Friday, April 9
- at South Carolina, 6 p.m. CT Thursday, April 22
- at LSU, 6 p.m. CT Friday, April 30
- vs. Georgia, 6 p.m. CT Saturday, May 8
- at Tennessee, 11 a.m. CT Saturday, May 15
- vs. Florida, 6 p.m. CT Thursday, May 20

**HOG HISTORY****INSIDE THE SERIES: ALABAMA**

Overall Series Record: 43-48
 Record in Fayetteville, Ark.: 24-18
 Record in Tuscaloosa, Ala.: 16-25
 Record at Neutral Sites: 3-5

IN THE DVH ERA: ALABAMA

Overall Record: 32-24
 Record in Fayetteville, Ark.: 17-7
 Record in Tuscaloosa, Ala.: 13-15
 Record at Neutral Sites: 2-3

DATE	SITE	W/L	SCORE
4/25/03	Tuscaloosa, Ala.	L	10-2
4/26/03	Tuscaloosa, Ala.	L	6-3
4/27/03	Tuscaloosa, Ala.	L	14-2
4/2/04	Fayetteville, Ark.	L	6-3
4/3/04	Fayetteville, Ark.	W	7-2
4/4/04	Fayetteville, Ark.	W	11-6
5/13/05	Tuscaloosa, Ala.	W	5-4
5/14/05	Tuscaloosa, Ala.	L	5-2
5/15/05	Tuscaloosa, Ala.	W	3-2
5/26/05	Hoover, Ala.!	L	5-4
5/5/06	Fayetteville, Ark.	W	4-3 (11)
5/6/06	Fayetteville, Ark.	W	13-6
5/7/06	Fayetteville, Ark.	W	5-3
5/25/06	Hoover, Ala.!	L	4-3
5/11/07	Tuscaloosa, Ala.	L	10-0
5/12/07	Tuscaloosa, Ala.	W	12-5
5/13/07	Tuscaloosa, Ala.	L	9-5
5/23/07	Hoover, Ala.!	W	6-0
5/2/08	Fayetteville, Ark.	L	11-7
5/3/08	Fayetteville, Ark.	L	11-6
5/4/08	Fayetteville, Ark.	W	5-4
5/8/09	Tuscaloosa, Ala.	L	2-1
5/9/09	Tuscaloosa, Ala.	L	8-6
5/10/09	Tuscaloosa, Ala.	L	6-5
3/26/10	Fayetteville, Ark.	W	9-8
3/27/10	Fayetteville, Ark.	W	4-3
3/28/10	Fayetteville, Ark.	W	10-5
4/1/11	Tuscaloosa, Ala.	L	5-3
4/2/11	Tuscaloosa, Ala.	L	5-3
4/3/11	Tuscaloosa, Ala.	W	4-3
5/25/11	Hoover, Ala.!	L	7-4
5/27/11	Hoover, Ala.!	W	4-1
3/16/12	Fayetteville, Ark.	W	4-3 (12)
3/17/12	Fayetteville, Ark.	W	8-4
3/18/12	Fayetteville, Ark.	W	7-4
4/4/13	Tuscaloosa, Ala.	W	3-1
4/5/13	Tuscaloosa, Ala.	W	6-0
4/6/13	Tuscaloosa, Ala.	L	5-0
3/21/14	Fayetteville, Ark.	L	17-9
3/22/14	Fayetteville, Ark.	W	2-1
3/23/14	Fayetteville, Ark.	W	1-0
4/30/15	Tuscaloosa, Ala.	W	5-1
5/1/15	Tuscaloosa, Ala.	W	8-4
5/2/15	Tuscaloosa, Ala.	W	4-0
5/13/16	Fayetteville, Ark.	L	8-6
5/14/16	Fayetteville, Ark.	L	10-4
5/15/16	Fayetteville, Ark.	L	7-4
3/31/17	Tuscaloosa, Ala.	W	7-1
4/1/17	Tuscaloosa, Ala.	L	7-1
4/2/17	Tuscaloosa, Ala.	W	8-5
4/27/18	Fayetteville, Ark.	W	7-3
4/28/18	Fayetteville, Ark.	W	7-4
4/29/18	Fayetteville, Ark.	W	9-7
3/22/19	Tuscaloosa, Ala.	W	12-3
3/23/19	Tuscaloosa, Ala.	L	10-0
3/24/19	Tuscaloosa, Ala.	W	10-2

HONORED HOGS**Caleb Bolden**

SEC Co-Pitcher of the Week (Feb. 23)

Christian Franklin

D1Baseball Preseason All-America (1st)
 Perfect Game Preseason All-America (1st)
 NCBWA Preseason All-America (1st)
 Baseball America Preseason All-America (2nd)
 SEC Coaches' Preseason All-SEC (1st)
 Golden Spikes Award Preseason Watch List

Matt Goodheart

SEC Coaches' Preseason All-SEC (1st)

Robert Moore

Baseball America Preseason All-America (2nd)
 D1Baseball Preseason All-America (3rd)
 SEC Coaches' Preseason All-SEC (1st)
 Golden Spikes Award Preseason Watch List

Casey Opitz

SEC Coaches' Preseason All-SEC (1st)

Zebulon Vermillion

NCBWA Preseason Stopper of the Year Watch List



WEEK 5 **SOUTHEASTERN CONFERENCE** **MARCH 19**

EASTERN DIVISION

	SEC	Pct.	GB	All	Pct.	Home	Away	Neutral	Div.	Top 25	Top 10	L10	Streak
Florida	1-0	1.000	-	14-5	.737	13-4	1-1	0-0	0-0	2-3	1-2	8-2	W1
Georgia	0-0	-	.5	13-3	.813	12-2	1-1	0-0	0-0	0-0	0-0	8-2	W6
Kentucky	0-0	-	.5	11-3	.786	11-3	0-0	0-0	0-0	0-0	0-0	7-3	L1
Missouri	0-0	-	.5	7-10	.412	2-2	5-4	0-4	0-0	0-2	0-0	4-6	W2
South Carolina	0-0	-	.5	11-4	.733	8-1	2-3	1-0	0-0	0-3	0-0	6-4	L4
Tennessee	0-0	-	.5	15-3	.833	11-2	4-1	0-0	0-0	0-0	0-0	9-1	W4
Vanderbilt	0-0	-	.5	13-2	.867	11-1	2-1	0-0	0-0	2-1	2-1	9-1	W1

WESTERN DIVISION

	SEC	Pct.	GB	All	Pct.	Home	Away	Neutral	Div.	Top 25	Top 10	L10	Streak
Alabama	0-0	-	-	14-3	.824	11-2	3-1	0-0	0-0	0-0	0-0	8-2	W2
Arkansas	0-0	-	-	12-2	.857	7-1	2-1	3-0	0-0	3-0	3-0	8-2	L2
Auburn	0-0	-	-	11-5	.688	8-3	2-0	1-2	0-0	1-3	0-0	6-4	W1
LSU	0-0	-	-	15-3	.833	13-3	2-0	0-0	0-0	0-0	0-0	8-2	W6
Ole Miss	0-0	-	-	13-4	.765	10-3	0-1	3-0	0-0	3-0	3-0	8-2	L2
Mississippi State	0-0	-	-	14-3	.824	11-2	0-0	3-1	0-0	2-1	2-1	9-1	W7
Texas A&M	0-1	.000	.5	15-5	.750	12-3	1-1	2-1	0-0	1-2	0-1	9-1	L1

SCHEDULE (ALL TIMES EASTERN)

Tuesday, March 16

Murray State 13, Kentucky 8
 Auburn 9, Lipscomb 7
 Oklahoma 8, Arkansas 5
 Florida State 10, Florida 2
 Tennessee 9, ETSU 6 (10 inn.)
 Louisiana Tech 13, Ole Miss 1
 Mississippi State 10, Samford 2
 LSU 10, Southeastern Louisiana 7
 Texas A&M 9, Houston 4
 Vanderbilt 4, Belmont 1
 Alabama at Troy - postponed
 Georgia vs. Wofford - postponed
 Davidson at South Carolina - postponed

Wednesday, March 17

Davidson 9, South Carolina 4

Thursday, March 18

*Florida 13, Texas A&M 4

Friday, March 19

*Tennessee at Georgia - 6 p.m. (SECN+)
 *Texas A&M at Florida - 6:30 p.m. (SECN+)
 *Missouri at Kentucky - 6:30 p.m. (SECN+)
 *Mississippi State at LSU - 7 p.m. (SEC Network)
 *Alabama at Arkansas - 7:30 p.m. (SECN+)
 *Auburn at Ole Miss - 7:30 p.m. (SECN+)
 *South Carolina at Vanderbilt - 7:30 p.m. (SECN+)

Saturday, March 20

*South Carolina at Vanderbilt - 12 p.m. (SEC Network)
 *Texas A&M at Florida - 1 p.m. (SECN+)
 *Tennessee at Georgia - 1 p.m. (SECN+)
 *Missouri at Kentucky - 2 p.m. (SECN+)
 *Auburn at Ole Miss - 2:30 p.m. (SECN+)
 *Alabama at Arkansas - 7:30 p.m. (SECN+)
 *Mississippi State at LSU - 7:30 p.m. (SECN+)

Sunday, March 21

*Missouri at Kentucky - 12 p.m. (SEC Network)
 *Tennessee at Georgia - 1 p.m. (SECN+)
 *South Carolina at Vanderbilt - 2 p.m. (SECN+)
 *Auburn at Ole Miss - 2:30 p.m. (SECN+)
 *Alabama at Arkansas - 3 p.m. (SEC Network)
 *Mississippi State at LSU - 3 p.m. (SECN+)

NOTE: *SEC game



D1Baseball

Week 5

- 1 **Arkansas**
- 2 Vanderbilt
- 3 Mississippi State
- 4 Ole Miss
- 5 Florida
- 6 Miami
- 7 Texas Tech
- 8 Louisville
- 9 East Carolina
- 10 Texas
- 11 UCLA
- 12 Georgia Tech
- 13 Tennessee
- 14 Oklahoma State
- 15 TCU
- 16 South Carolina
- 17 Notre Dame
- 18 Pittsburgh
- 19 LSU
- 20 Oregon
- 21 UC Santa Barbara
- 22 Michigan
- 23 Oregon State
- 24 Boston College
- 25 Virginia Tech

Baseball America

Week 5

- 1 **Arkansas**
- 2 Mississippi State
- 3 Vanderbilt
- 4 Ole Miss
- 5 Miami
- 6 Florida
- 7 Texas Tech
- 8 Louisville
- 9 East Carolina
- 10 Texas
- 11 Georgia Tech
- 12 South Carolina
- 13 Virginia Tech
- 14 North Carolina
- 15 Notre Dame
- 16 Oregon
- 17 Arizona
- 18 Tennessee
- 19 Pittsburgh
- 20 Michigan
- 21 Boston College
- 22 Alabama
- 23 UCLA
- 24 TCU
- 25 Oklahoma State

USA Today Coaches Poll

Week 5

- 1 **Arkansas**
- 2 Vanderbilt
- 3 Mississippi State
- 4 Ole Miss
- 5 Florida
- 6 Texas Tech
- 7 Louisville
- 8 Miami
- 9 East Carolina
- 10 Tennessee
- 11 Oklahoma State
- 12 Texas
- 13 UCLA
- 14 Georgia Tech
- 15 LSU
- 16 TCU
- 17 South Carolina
- 18 Notre Dame
- 19 Oregon
- 20 Oregon State
- 21 Arizona
- 22 UC Santa Barbara
- 23 Arizona State
- T24 Michigan
- T24 Alabama

Perfect Game

Week 5

- 1 **Arkansas**
- 2 Vanderbilt
- 3 Mississippi St.
- 4 Florida
- 5 Ole Miss
- 6 Miami
- 7 Louisville
- 8 Texas Tech
- 9 East Carolina
- 10 Indiana
- 11 Arizona State
- 12 Arizona
- 13 LSU
- 14 Georgia Tech
- 15 Texas
- 16 Michigan
- 17 Oregon
- 18 Notre Dame
- 19 Tennessee
- 20 UCLA
- 21 South Carolina
- 22 North Carolina
- 23 TCU
- 24 Oklahoma St.
- 25 Boston College

Collegiate Baseball

Week 5

- 1 **Arkansas**
- 2 Vanderbilt
- 3 Florida
- 4 Ole Miss
- 5 Texas Tech
- 6 Mississippi St.
- 7 Georgia
- 8 East Carolina
- 9 Oklahoma St.
- 10 LSU
- 11 Louisville
- 12 Arizona St.
- 13 Michigan
- 14 Texas
- 15 UCLA
- 16 Miami
- 17 North Carolina
- 18 South Carolina
- 19 Oregon
- 20 Georgia Tech
- 21 Arizona
- 22 Oregon St.
- 23 Notre Dame
- 24 Alabama
- 25 Texas A&M
- 26 UC Santa Barbara
- 27 Southern Illinois
- 28 Pittsburgh
- 29 Tennessee
- 30 Indiana

NCBWA

Week 5

- 1 **Arkansas**
- 2 Vanderbilt
- 3 Mississippi St.
- 4 Texas Tech
- 5 Ole Miss
- 6 Florida
- 7 East Carolina
- 8 Miami
- 9 Louisville
- 10 UCLA
- 11 Tennessee
- 12 Oklahoma St.
- 13 LSU
- 14 Texas
- 15 South Carolina
- 16 Georgia Tech
- 17 TCU
- 18 Oregon State
- T19 Arizona
- T19 Alabama
- 21 Oregon
- 22 UC Santa Barbara
- 23 Georgia
- 24 Notre Dame
- 25 Michigan
- 26 Arizona State
- 27 Pittsburgh
- 28 North Carolina
- 29 Stanford
- 30 Boston College

ARKANSAS IN THE POLLS

	D1	BA	COACHES	PG	CB	NCBWA
Preseason	8	14	8	20	22	8
Week 2	2	6	8	5	5	3
Week 3	1	1	1	3	1	1
Week 4	1	1	1	1	1	1
Week 5	1	1	1	1	1	1
Week 6	--	--	--	--	--	--
Week 7	--	--	--	--	--	--
Week 8	--	--	--	--	--	--
Week 9	--	--	--	--	--	--
Week 10	--	--	--	--	--	--
Week 11	--	--	--	--	--	--
Week 12	--	--	--	--	--	--
Week 13	--	--	--	--	--	--
Week 14	--	--	--	--	--	--
Week 15	--	--	--	--	--	--
Week 16	--	--	--	--	--	--
Final	--	--	--	--	--	--

D1 - D1Baseball.com

BA - Baseball America

COACHES - USA Today Coaches Poll

PG - Perfect Game

CB - Collegiate Baseball Newspaper

NCBWA - National Collegiate Baseball Writers Association



PERSONAL

Born: Sept. 17, 1960
 Hometown: Kansas City, Mo.
 Alma Mater: Arkansas (1988)
 Masters of Science: East Texas State Univ. (1992)
 Wife: Karen
 Children: Hollan, Mariel
 Named Head Coach at Arkansas: June 21, 2002

PLAYING HISTORY

1982-1984 Atlanta Braves Organization
 1982 MLB Draft: 10th Rd (Braves)
 1982 Arkansas
 1980-1981 McLennan (Texas) CC

COACHING HONORS

2004 SEC Coach of the Year
 2001 Baseball America National Coach of the Year
 2001 BIG 12 Coach of the Year
 2001 ABCA Midwest Region Coach of the Year
 2000 ABCA Midwest Region Coach of the Year
 1997 Southland Coach of the Year
 1995 Southland Coach of the Year
 1994 NCAA Division II Coach of the Year
 1994 ABCA Central Region Coach of the Year

HALL OF FAME

2019 Inducted into Arkansas Sports Hall of Fame
 2013 Inducted into Winnetonka HS HOF
 2012 Inducted into Ban Johnson League HOF
 2001 Inducted into Central Missouri State HOF

After 18 years as head coach of the Razorback baseball program, Dave Van Horn has continued to elevate Arkansas into one of the nation's premier teams year in and year out. Over his 18 seasons as head Hog, Van Horn has led Arkansas to six College World Series appearances, 16 NCAA Tournament berths, one Southeastern Conference overall title, five SEC Western Division championships and a total of 700 wins.

Ever since returning to his alma mater in 2003 to take over for retiring SEC legend Norm DeBriyn, Van Horn has continued to successfully field nationally competitive teams, while also grooming numerous All-Americans, all-conference and future major league players.

Under his guidance, 30 Razorbacks have been named All-Americans, 42 as All-SEC players, and 111 have been picked in the MLB Draft. Those draft picks are the third-most among all active head coaches in the SEC.

Van Horn is the second-winningest coach in Arkansas history with 700 wins entering the 2020 season. In 2018, Van Horn became only the second active head coach in the SEC with 600 or more wins at their current school. He won his 700th game as the Hogs' skipper in what turned out to be the team's final game of the 2020 season against Grand Canyon.

Including his years at Nebraska, Northwestern State and Central Missouri State, Van Horn has racked up 1,060 wins at four-year institutions, which is 15th-most among all active coaches. He is also one of 10 active coaches with 1,000 or more wins at four-year schools.

VAN HORN'S CAREER NUMBERS

Year	School	Record	Pct.	Conf.	Place	Tourn.	NCAA
1989	Texarkana CC	39-18	.684	NA	NA	NA	--
1990	Texarkana CC	44-14	.759	NA	NA	NA	--
1991	Texarkana CC	45-12	.789	NA	NA	NA	--
1992	Texarkana CC	48-10	.827	NA	1st	NA	--
1993	Texarkana CC	38-18	.678	NA	NA	NA	--
	Totals	214-72	.748	--	--	--	--
1994	Central Missouri State	51-11	.823	15-1	1st (Div.)	1st (4-1)	NCAA DII Champs
	Totals	51-11	.823	15-1	--	1 (4-1)	--
1995	Northwestern State	37-15	.711	19-5	1st	DNP (0-2)	--
1996	Northwestern State	34-27	.557	14-16	2nd (Div.)	2nd (3-2)	--
1997	Northwestern State	35-23	.603	19-9	1st	DNP (0-2)	--
	Totals	106-65	.620	52-30	--	3 (3-6)	--
1998	Nebraska	24-20	.545	10-13	7th	DNQ	DNQ
1999	Nebraska	42-18	.700	16-9	5th	1st (4-0)	NCAA (1-2)
2000	Nebraska	51-17	.750	21-9	2nd	1st (5-1)	NCAA (4-2)
2001	Nebraska	50-16	.758	20-8	1st	1st (4-0)	CWS (5-2)
2002	Nebraska	47-21	.691	16-11	2nd	2nd (3-1)	CWS (5-3)
	Totals	214-92	.699	67-39	--	4 (16-2)	4 (15-9)
2003	Arkansas	35-22	.612	14-16	6th West	T-7th (0-2)	NCAA (1-2)
2004	Arkansas	45-24	.652	19-11	T-1st Overall	4th (2-2)	CWS (6-3)
2005	Arkansas	39-22	.636	13-17	T-5th West	T-7th (0-2)	NCAA (2-2)
2006	Arkansas	39-21	.650	18-12	2nd West	T-7th (0-2)	NCAA (1-2)
2007	Arkansas	43-21	.672	18-12	1st West	2nd (3-1)	NCAA (2-2)
2008	Arkansas	34-24	.586	14-15	4th West	DNQ	NCAA (0-2)
2009	Arkansas	41-24	.631	14-15	4th West	4th (2-2)	CWS (7-2)
2010	Arkansas	43-21	.672	18-12	2nd West	T-7th (0-2)	NCAA (3-3)
2011	Arkansas	40-22	.645	15-15	1st West	T-3rd (2-2)	NCAA (2-2)
2012	Arkansas	46-22	.676	16-14	T-2nd West	T-9th (0-2)	CWS (7-3)
2013	Arkansas	39-22	.639	18-11	2nd West	T-3rd (2-1)	NCAA (2-2)
2014	Arkansas	40-25	.615	16-14	4th West	T-3rd (3-2)	NCAA (2-2)
2015	Arkansas	40-25	.615	17-12	3rd West	T-5th (2-2)	CWS (5-3)
2016	Arkansas	26-29	.473	7-23	7th West	DNQ	DNQ
2017	Arkansas	45-19	.703	18-11	2nd West	2nd (3-2)	NCAA (3-2)
2018	Arkansas	48-21	.696	18-12	T-1st West	T-3rd (2-1)	CWS Runner-Up (9-3)
2019	Arkansas	46-20	.697	20-10	T-1st West	T-5th (1-2)	NCAA (5-3)
2020	Arkansas	11-5	.688	--	--	--	--
2021	Arkansas	12-2	.923	--	--	--	--
	Totals	712-391	.646	273-232	--	15 (22-27)	16 (57-39)
CAREER TOTALS		1,297-631	.673	407-302	--	45-36 (.556)	72-47 (.600)


DVH AGAINST 2021 OPPONENTS

	W/L	Home	Away	Neutral
Alabama	32-24	17-7	13-15	2-3
Arkansas-Pine Bluff	1-0	1-0	--	--
Arkansas State	--	--	--	--
Auburn	31-23	15-9	16-14	1-0
Central Arkansas	--	--	--	--
Florida	25-21	10-5	9-12	6-4
Georgia	21-17	12-6	9-8	0-3
Grambling State	7-0	6-0	--	1-0
Illinois State	2-1	2-1	--	--
Little Rock	0-1	0-1	--	--
LSU	22-41	13-7	8-16	1-8
Louisiana Tech	19-6	8-2	7-4	4-0
Memphis	9-1	2-0	5-0	2-1
Mississippi State	31-27	19-11	10-14	2-2
Missouri State	20-9	11-7	9-2	--
Murray State	3-0	3-0	--	--
Oklahoma	3-4	1-1	2-2	0-1
Ole Miss	31-41	16-20	9-15	6-6
South Carolina	26-20	12-9	10-8	4-3
SE Missouri State	6-2	6-2	--	--
Tennessee	26-15	13-6	10-7	2-1
Texas	9-6	2-0	3-4	4-2
TCU	3-0	2-0	--	1-0
Texas Tech	5-1	1-0	--	4-1
Texas A&M	16-13	8-4	7-9	1-0

A ||| THE ARKANSAS RAZORBACKS



1
ROBERT MOORE
So. • 5-9 • 170 • S/R
INF • Leawood, Kan.



3
ZACK GREGORY
R-So. • 5-10 • 185 • L/R
INF • Keller, Texas




4
JALEN BATTLES
Jr. • 6-2 • 205 • R/R
INF • San Antonio, Texas




5
JACOB NESBIT
R-Jr. • 6-0 • 180 • R/R
INF • Coppell, Texas




7
CAYDEN WALLACE
Fr. • 6-0 • 205 • R/R
INF/OF • Greenbrier, Ark.



8
BRAYDON WEBB
R-Sr. • 6-0 • 200 • R/R
OF • McKinney, Texas



10
MATT GOODHEART
Sr. • 6-1 • 185 • L/R
INF • Magnolia, Ark.



11
CASON TOLLETT
So. • 6-1 • 210 • R/R
C/1B • Little Rock, Ark.




12
CASEY OPITZ
Sr. • 5-11 • 200 • S/R
C • Centennial, Colo.



13
CONNOR NOLAND
Jr. • 6-2 • 220 • R/R
RHP • Greenwood, Ark.




14
CULLEN SMITH
R-Sr. • 6-0 • 185 • L/R
INF • Nashville, Tenn.




15
DYLAN LEACH
Fr. • 5-11 • 195 • S/R
C • Carthage, Texas




16
ZAC WHITE
Fr. • 6-0 • 180 • R/R
INF/OF • Little Rock, Ark.



17
BRADY SLAVENS
Jr. • 6-3 • 195 • L/R
INF • Olathe, Kan.



18
LAEL LOCKHART
Grad. • 6-3 • 220 • S/L
LHP • Friendswood, Texas



19
CHARLIE WELCH
Jr. • 6-0 • 205 • R/R
C • St. Petersburg, Fla.



20
ELIJAH TREST
Jr. • 6-3 • 220 • L/R
RHP • White Oak, Texas




21
JACOB BURTON
Jr. • 6-0 • 185 • R/R
RHP • Diana, Texas



22
JAXON WIGGINS
Fr. • 6-6 • 220 • R/R
RHP • Roland, Okla.




25
CHRISTIAN FRANKLIN
Jr. • 5-11 • 195 • R/R
OF • Overland Park, Kan.




26
ETHAN BATES
Fr. • 5-11 • 175 • R/R
INF • Hot Springs, Ark.



27
BLAKE ADAMS
So. • 6-2 • 215 • R/R
RHP • Springdale, Ark.




28
KOLE RAMAGE
Sr. • 6-1 • 205 • R/R
RHP • Southlake, Texas



29
NATE WOHLGEMUTH
Fr. • 5-11 • 210 • R/R
RHP • Owasso, Okla.



31
CALEB BOLDEN
R-Jr. • 6-2 • 190 • R/R
RHP • Texarkana, Texas



32
ZACK MORRIS
So. • 6-3 • 220 • L/L
LHP • Cabot, Ark.




33
PATRICK WICKLANDER
Jr. • 6-1 • 205 • R/L
LHP • San Jose, Calif.



34
NICK GRIFFIN
Fr. • 6-4 • 185 • R/R
LHP • Monticello, Ark.




35
RYAN COSTEIU
Jr. • 6-0 • 200 • R/R
RHP • Clayton, Calif.



36
PEYTON PALLETTE
So. • 6-1 • 175 • R/R
RHP • Benton, Ark.



37
CADEN MONKE
Jr. • 6-3 • 170 • L/L
LHP • Mt. Olive, Ill.



38
MARK ADAMIAK
So. • 6-4 • 225 • R/R
RHP • Shawnee, Kan.



39
EVAN TAYLOR
Jr. • 6-4 • 255 • L/L
LHP • Florence, Ala.




40
COREY SPAIN
R-Fr. • 5-11 • 215 • L/L
LHP • Monett, Mo.




41
WILL MCENTIRE
So. • 6-4 • 235 • L/R
RHP • Bryant, Ark.



43
MILLER PLEIMANN
R-So. • 6-4 • 200 • R/R
RHP • Fayetteville, Ark.




45
KEVIN KOPPS
R-Sr. • 6-0 • 200 • R/R
RHP • Sugar Land, Texas



46
TYLER CACCIATORI
Fr. • 6-6 • 235 • R/R
RHP • Sheridan, Ark.



48
HESTON TOLE
Fr. • 6-6 • 210 • R/R
RHP • Wichita Falls, Kan.



50
MATTHEW MAGRE
Fr. • 6-1 • 205 • L/L
LHP • Fayetteville, Ark.



52
LOUIS STALLONE
Fr. • 6-9 • 235 • R/R
RHP • Kings Park, N.Y.



55
GABRIEL STARKS
Fr. • 6-4 • 215 • R/R
RHP • Pine Bluff, Ark.




57
NATHAN RINTZ
R-Fr. • 6-2 • 190 • R/R
RHP • Schaumburg, Ill.



58
EVAN GRAY
R-Fr. • 6-4 • 200 • R/R
RHP • Swansea, Ill.



59
ISSAC BRACKEN
Grad. • 6-0 • 195 • R/R
RHP • Berthoud, Colo.



88
ZEBULON VERMILLION
Sr. • 6-4 • 230 • L/R
RHP • Prairie Village, Kan.





No.	Player	Pos.	B/T	Yr.	Ht.	Wt.	Hometown / High School / Previous School
1	Robert Moore	INF	S/R	So.	5-9	170	Leawood, Kan. / Shawnee Mission East HS
3	Zack Gregory	INF/OF	L/R	R-So.	5-10	185	Keller, Texas / Timber Creek HS
4	Jalen Battles	INF	R/R	Jr.	6-2	205	San Antonio, Texas / James Madison HS / McLennan CC
5	Jacob Nesbit	INF	R/R	R-Jr.	6-0	180	Coppell, Texas / Coppell HS
7	Cayden Wallace	INF/OF	R/R	Fr.	6-0	205	Greenbrier, Ark. / Greenbrier HS
8	Braydon Webb	OF	R/R	R-Sr.	6-0	200	McKinney, Texas / McKinney Boyd HS / Grayson CC
10	Matt Goodheart	INF	L/R	Sr.	6-1	185	Magnolia, Ark. / Magnolia HS / San Jacinto CC
11	Cason Tollett	C/1B	R/R	So.	6-1	210	Little Rock, Ark. / Little Rock Christian Academy
12	Casey Opitz	C	S/R	Sr.	5-11	200	Centennial, Colo. / Heritage HS
13	Connor Noland	RHP	R/R	Jr.	6-2	220	Greenwood, Ark. / Greenwood HS
14	Cullen Smith	INF	L/R	R-Sr.	6-0	185	Nashville, Tenn. / Wilson Central HS / East Tenn. State
15	Dylan Leach	C	S/R	Fr.	5-11	195	Carthage, Texas / Carthage HS
16	Zac White	OF	R/R	Fr.	6-0	180	Little Rock, Ark. / Joe T. Robinson HS
17	Brady Slavens	INF	L/R	Jr.	6-3	195	Olathe, Kan. / Olathe NW HS / Wichita St. / Johnson County CC
18	Lael Lockhart	LHP	S/L	Grad.	6-3	220	Friendswood, Texas / Friendswood HS / Houston
19	Charlie Welch	C	R/R	Jr.	6-0	205	St. Petersburg, Fla. / Jefferson HS / St. Johns River State
20	Elijah Trest	RHP	L/R	Jr.	6-3	220	White Oak, Texas / White Oak HS
21	Jacob Burton	RHP	R/R	Jr.	6-0	185	Diana, Texas / New Diana HS
22	Jaxon Wiggins	RHP	R/R	Fr.	6-6	220	Roland, Okla. / Roland HS
25	Christian Franklin	OF	R/R	Jr.	5-11	195	Overland Park, Kan. / Rockhurst HS
26	Ethan Bates	INF	L/R	Fr.	5-11	175	Hot Springs, Ark. / Lakeside HS
27	Blake Adams	RHP	R/R	So.	6-2	215	Springdale, Ark. / Springdale Har-Ber HS
28	Kole Ramage	RHP	R/R	Sr.	6-1	205	Southlake, Texas / Southlake Carroll HS
29	Nate Wohlgemuth	RHP	R/R	Fr.	5-11	210	Owasso, Okla. / Owasso HS
31	Caleb Bolden	RHP	R/R	R-Jr.	6-2	190	Texarkana, Texas / Pleasant Grove HS
32	Zack Morris	LHP	L/L	So.	6-3	220	Cabot, Ark. / Cabot HS
33	Patrick Wicklander	LHP	R/L	Jr.	6-1	205	San Jose, Calif. / Valley Christian HS
34	Nick Griffin	LHP	L/L	Fr.	6-4	185	Monticello, Ark. / Monticello HS
35	Ryan Costeiu	RHP	R/R	Jr.	6-0	200	Clayton, Calif. / De La Salle HS / Sacramento City College
36	Peyton Palette	RHP	R/R	So.	6-1	175	Benton, Ark. / Benton HS
37	Caden Monke	LHP	L/L	Jr.	6-3	170	Mt. Olive, Ill. / Mt. Olive HS
38	Mark Adamiak	RHP	R/R	So.	6-4	225	Shawnee, Kan. / Shawnee Mission Northwest HS
39	Evan Taylor	LHP	L/L	Jr.	6-4	255	Florence, Ala. / Florence HS
40	Corey Spain	LHP	L/L	R-Fr.	5-11	215	Monett, Mo. / Monett HS
41	Will McEntire	RHP	L/R	So.	6-4	235	Bryant, Ark. / Bryant HS
43	Miller Pleimann	RHP	R/R	R-So.	6-4	200	Fayetteville, Ark. / Fayetteville HS / Wichita State
45	Kevin Kopps	RHP	R/R	R-Sr.	6-0	200	Sugar Land, Texas / George Ranch HS
46	Tyler Cacciatori	RHP	R/R	Fr.	6-6	235	Sheridan, Ark. / Sheridan HS
48	Heston Tole	RHP	R/R	Fr.	6-6	210	Wichita Falls, Texas / IMG Academy
50	Matthew Magre	LHP	L/L	Fr.	6-1	205	Fayetteville, Ark. / Fayetteville HS
52	Louis Stallone	RHP	R/R	Fr.	6-9	235	Kings Park, N.Y. / St. Anthony's HS
55	Gabriel Starks	RHP	R/R	Fr.	6-1	215	Pine Bluff, Ark. / Watson Chapel HS
57	Nathan Rintz	RHP	R/R	R-Fr.	6-2	190	Schaumburg, Ill. / Schaumburg HS
58	Evan Gray	RHP	R/R	R-Fr.	6-4	200	Swansea, Ill. / Belleville East HS
59	Issac Bracken	RHP	R/R	Grad.	6-0	195	Berthoud, Colo. / Berthoud HS / Northern Colorado
88	Zebulon Vermillion	RHP	L/R	Sr.	6-4	230	Prairie Village, Kan. / Shawnee Mission East HS

Coaches and Support Staff

Head Coach:	2 Dave Van Horn, 19th season (Arkansas, 1988)
Assistant Coach:	30 Nate Thompson, 4th season (Dallas-Baptist, 2006)
Assistant Coach:	47 Matt Hobbs, 3rd season (Missouri, 2002)
Volunteer Assistant Coach:	6 Bobby Wernes, 1st season (Arkansas, 2018)
Student Assistants:	51 DJ Baxendale, 2nd season; 44 Marshall Denton, 1st season
Director of Operations:	Clay Goodwin, 14th season (Arkansas, 2005)
Athletic Trainer:	Corey Wood (East Carolina, 2008)
Strength & Conditioning	Blaine Kinsley (Lenoir-Rhyne, 2010)
Director of Video and Scouting	Zach Barr (Arkansas, 2017)
Graduate Managers:	Phil Cebuhar, Daniel DeMondesert, Ben Breazeale, Shane Opitz
Student Managers:	Josh Langham, John McElroy, Matthew Schluterman, Mason Schultz
Sports Information Director:	Oliver Grigg (Tulane, 2017)
Academics Director:	Brock Randels (NW Oklahoma State, 2019)
Sports Nutritionist:	Lauren Lyons (Saint Louis University, 2017)
Sport Administrator:	Kevin Trainor (Arkansas, 1994)

Pronunciation Guide

Mark Adamiak	uh-DOM-ee-ack
Tyler Cacciatori	catch-a-toree
Ryan Costeiu	COST-you
Miller Pleimann	PLY-men
Lael Lockhart	LYLE
Matthew Magre	MAH-gray
Caden Monke	Monk
Jacob Nesbit	NEZ-bit
Peyton Palette	PAH-let
Casey Opitz	oh-pitts
Kole Ramage	RAM-midge
Nathan Rintz	rins
Brady Slavens	SLAY-vins
Cason Tollet	TUH-let
Nate Wohlgemuth	wole-guh-muth

**PROJECTED LINEUP****12 CASEY OPITZ** **C** **S/R** **SR** **.333/.400/.489**

Last Game: March 16 vs. Oklahoma, 0-for-4

Ranks second on the Razorbacks in batting average, hitting .333 through his first 13 games of the year ... Accounted for a team-high three runs and drew a team-best three walks vs. #3 Texas Tech (2/20) ... Preseason All-SEC First Team ... No. 6 catcher in D1Baseball's preseason position power rankings.

17 BRADY SLAVENS **1B** **L/R** **JR** **.340/.410/.717**

Last Game: March 16 vs. Oklahoma, 3-for-4, R, HR, 4 RBI

Team-high five homers and 19 RBI on the year ... Launched his first home run as a Razorback against #9 Texas (2/21), hitting a three-run dinger and driving in four total runs in the win ... Attended Johnson County CC before arriving at Arkansas ... National Player of the Year by JUCO Baseball Blog.

1 ROBERT MOORE **2B** **S/R** **SO** **.310/.388/.534**

Last Game: March 16 vs. Oklahoma, 1-for-3, R, HR, RBI, BB

Squad-leading five stolen bases this season ... Five multi-hit games, including two three-hit efforts on the year ... Went 2-for-3 with two runs scored, an RBI and two stolen bases in the season opener vs. #3 Texas Tech (2/20) ... Preseason Third Team All-American by D1Baseball ... Preseason All-SEC First Team ... No. 3 second baseman in D1Baseball's preseason position power rankings.

14 CULLEN SMITH **3B** **R/R** **R-SR** **.244/.421/.366**

Last Game: March 16 vs. Oklahoma, 0-for-4

Picked up his first hit as a Razorback in the season opener vs. #3 Texas Tech (2/20), also collecting his first RBI of the year in the ballgame ... Walked twice and scored twice in the Hogs' 13-9 win ... Three-time All-SoCon honoree at East Tennessee State before transferring to Arkansas.

4 JALEN BATTLES **SS** **R/R** **JR** **.286/.379/.449**

Last Game: March 16 vs. Oklahoma, 0-for-3

Second on the team in RBI with 12 ... Made his Hog debut in the opener vs. #3 Texas Tech (2/20), collecting a team-high three RBI on three hits, including a double ... Walk-off infield single in the extra-inning win vs. SEMO (3/5) ... No. 16 shortstop in D1Baseball's preseason position power rankings.

8 BRAYDON WEBB **LF** **R/R** **R-SR** **.042/.281/.042**

Last Game: March 14 vs. Louisiana Tech, 0-for-3

Went 1-for-5 with two RBI and a stolen base in the season opener vs. #3 Texas Tech (2/20) ... Hit by a team-leading four pitches through his first 11 games (2 at-bats) of the year.

25 CHRISTIAN FRANKLIN **CF** **R/R** **JR** **.255/.379/.473**

Last Game: March 16 vs. Oklahoma, 0-for-4, R

Game-tying RBI triple against #10 TCU (2/22), powering the Razorbacks to a 4-1 comeback win ... Homered in the first three games of the series against SEMO (2/25-27) ... Consensus preseason All-American, picking up first-team recognition from four of the five major national college baseball publications, including Baseball America, D1Baseball, NCBWA and Perfect Game ... Preseason All-SEC First Team ... No. 2 outfielder in D1Baseball's preseason position power rankings.

7 CAYDEN WALLACE **RF** **R/R** **FR** **.245/.345/.571**

Last Game: March 16 vs. Oklahoma, 1-for-4, R

Second on the Razorbacks in home runs with four ... Went 1-for-4 with two runs scored in his Razorback debut in the opener vs. #3 Texas Tech (2/20) ... Hit his first collegiate home run against SEMO (2/26), driving in two runs in the win ... Launched two homers in the road series at Louisiana Tech (3/12-14).

10 MATT GOODHEART **DH** **L/R** **SR** **.250/.400/.469**

Last Game: March 16 vs. Oklahoma, 0-for-3, R, HBP

Made his return to the lineup against SEMO (2/27) after missing the Razorbacks' season-opening weekend due to a non-COVID-related health reason ... Preseason All-SEC First Team.

THE BENCH**3 ZACK GREGORY** **INF/OF** **L/R** **R-SO**

Last Game: March 16 vs. Oklahoma, 1-for-4

Hitting .278 with one home run and three RBI in 18 at-bats in 2021 ... Started six games, playing in 10 overall as a redshirt freshman during the pandemic-shortened 2020 campaign Made two starts in LF, one in RF and three at first base ... Hit leadoff three times in 2020 ... Recorded three hits, two RBIs, five walks, a run scored and a stolen base.

5 JACOB NESBIT **INF** **R/R** **R-JR**

Last Game: March 13 vs. Louisiana Tech, 0-for-1, R

Started at third base in all three contests at the State Farm College Baseball Showdown ... Drew a walk in each game ... Jacked his first home run of the season against Murray State (3/7), launching a three-run shot in the win.

11 CASON TOLLETT **C/1B** **R/R** **SO**

Last Game: Feb. 15, 2020 vs. EIU, 0-for-1

Played in one game as a pinch hitter in 2020, coming in to hit in the eighth inning against Eastern Illinois (2/15) ... Spent the rest of season recovering from an injury.

15 DYLAN LEACH **C** **S/R** **FR**

Last Game: March 13 vs. Louisiana Tech, 0-for-1

Made his Hog debut against SEMO (2/26), picking up his first collegiate hit in the win ... Top-500 overall prospect nationally by Perfect Game ... Ranked as the No. 5 catcher in the state of Texas and the No. 36 catcher in the country ... 2020 Perfect Game Preseason Underclass All-American (Texas All-Region First Team).

16 ZAC WHITE **INF/OF** **R/R** **FR**

Last Game: Feb. 27 vs. SEMO, 1-for-2

Made his Razorback debut against SEMO (2/27) and collected his first collegiate hit ... Native of Little Rock, Ark. ... Batted .506 for Joe T. Robinson HS as a junior with four triples, 11 doubles, four home runs, 33 RBI and a .571 on-base percentage ... Brother (John David) plays football for Arkansas ... Father (David) was a golfer for Razorbacks.

19 CHARLIE WELCH **C** **R/R** **JR**

Last Game: March 12 vs. Louisiana Tech, 1-for-1, R, 2B

Made his Razorback debut against SEMO (2/26/21), smashing a two-run homer ... Before Arkansas, hit .280 with four homers, 17 RBI and 20 runs scored in 26 games during the pandemic-shortened 2020 season at St. Johns River State College.

26 ETHAN BATES **INF** **L/R** **FR**

Last Game: March 16 vs. Oklahoma, 0-for-1

Made his Razorback debut against SEMO (2/27) ... Collected his first collegiate hit and RBI against SEMO (2/28) ... Native of Hot Springs, Ark. ... No. 15 prospect in state of Arkansas, according to Perfect Game ... Named the 2019 Sentinel Record All-Garland County Baseball Player of the Year.



PROJECTED STARTER



FRIDAY

RHP 36 PEYTON PALLETTE **SO** **1-0, 2.08 ERA, 7 BB, 31 K**

Last Game: March 12 vs. Louisiana Tech, 4.0 IP, 2 H, 2 R, 2 ER, 2 BB, 5 K

Made his first career start against #9 Texas (2/21) at the State Farm College Baseball Showdown at Globe Life Field in Arlington, Texas, striking out eight Longhorns in 4.1 scoreless innings of work ... In his second start, struck out eight and earned the win in five scoreless innings against SEMO (2/26) ... Struck out a season-high 10 in four innings against Murray State (3/5) ... 10 hits allowed and seven walks against through four starts (17.1 innings) this year ... Has thrown the fourth-hardest pitch (96 mph) in all of college baseball during the season, according to D1Baseball ... Entered the 2021 campaign as the No. 126 starting pitcher in D1 Baseball's preseason position power rankings.



SATURDAY

RHP 88 ZEBULON VERMILLION **SR** **1-0, 2.60 ERA, 9 BB, 8 K**

Last Start: March 13 vs. Louisiana Tech, 8.0 IP, 3 H, 1 R, 1 ER, 3 BB, 2 K

Made his first career start in the season opener against #3 Texas Tech (2/20) at the State Farm College Baseball Showdown at Globe Life Field in Arlington, Texas ... Struck out four in four innings of work, allowing two runs on three hits and two walks ... Went three innings against SEMO (2/26) in his second start of the year, striking out one ... Pitched 2.1 scoreless frames out of the bullpen against Murray State (3/6), striking out one ... Stifled LA Tech in his third start of the campaign, allowing only one run while striking out two in an eight-inning gem ... Entered the 2021 campaign as the No. 118 starting pitcher in D1 Baseball's preseason position power rankings.



SUNDAY

LHP 18 LAEL LOCKHART **GRAD** **1-1, 3.00 ERA, 7 BB, 22 K**

Last Start: March 14 vs. Louisiana Tech, 5.0 IP, 4 H, 2 R, 2 ER, 1 BB, 3 K

Made his first start as a Razorback against #10 TCU (2/22) at the State Farm College Baseball Showdown, striking out eight over 4.1 innings of work ... Allowed only one run on two hits and two walks in Arkansas' 4-1 win ... Second start of the year came against SEMO (2/28), striking out five Redhawks in 3.2 innings of work ... Earned his first win of the year against Murray State (3/7), striking out six in five scoreless innings ... Three strikeouts in five innings of work on the road at Louisiana Tech (3/14) ... Graduate transfer from Houston, where he was the Cougars' Friday night starter and posted a 1-2 record with a 4.58 ERA in four starts during the pandemic-shortened season.

PITCHER BREAKDOWN


	W-L-S	ERA	IP	H	R	ER	BB	SO
Starters	3-1	3.17	54.0	38	22	19	29	64
Relievers	9-1-5	4.04	69.0	57	33	31	35	83

THE HOG PEN

Pitcher	Last App.	IP	H	R	ER	BB	SO	HR	RI/S	RI/S	SV	Ret./1BF (BB)	---- Season Totals ----	
													IP	SO
Blake Adams	3/14 (LTU)	2.0	1	0	0	0	2	0	0/0	1/0	0	2/2 (0)		
Caleb Bolden	3/14 (LTU)	1.0	0	0	0	0	0	0	0/0	0/0	1	2/2 (0)		
Ryan Costeiu	3/16 (OU)	1.2	2	0	0	1	2	0	0/0	5/3	0	5/7 (1)		
Evan Gray	3/16 (OU)	0.1	2	1	1	0	1	0	0/0	0/0	0	2/3 (0)		
Kevin Kopps	3/16 (OU)	0.2	1	0	0	0	1	0	3/2	12/4	1	5/7 (0)		
Matthew Magre	2/26 (SEMO)	1.0	0	0	0	1	1	0	0/0	0/0	0	0/1 (1)		
Caden Monke	3/16 (OU)	0.1	0	0	0	0	0	0	2/0	7/2	0	3/5 (0)		
Zack Morris	3/16 (OU)	0.1	1	2	2	1	0	0	0/0	5/2	0	3/5 (0)		
Connor Noland	3/5 (MSU)	0.1	2	3	3	1	0	1	2/0	2/0	0	2/2 (0)		
Kole Ramage	3/16 (OU)	1.0	4	4	4	1	1	1	2/0	2/0	0	1/4 (2)		
Gabriel Starks	2/26 (SEMO)	1.0	1	1	1	0	1	0	0/0	0/0	0	0/1 (0)		
Evan Taylor	3/16 (OU)	0.1	0	0	0	0	1	0	1/0	2/0	0	2/2 (0)		
Elijah Trest	3/16 (OU)	2.0	0	1	0	1	2	0	0/0	5/4	0	1/4 (1)		
Zebulon Vermillion	3/6 (MSU)	2.1	2	0	0	0	1	0	1/0	1/0	1	1/1 (0)		
Patrick Wicklander	3/12 (LTU)	1.1	6	3	3	0	2	0	0/0	3/2	0	1/3 (0)		
Jaxon Wiggins	3/16 (OU)	0.2	0	0	0	1	1	0	0/0	0/0	2	5/5 (0)		
Nate Wohlgemuth	3/7 (MSU)	0.0	0	0	0	2	0	0	0/0	0/0	0	0/2 (2)		
TEAM TOTALS									45/17 (38%)	5		35/56 (7)		



Patrick Wicklander has struck out seven in 7.1 frames out of the bullpen during the 2021 campaign. The lefty racked up three strikeouts in four innings of relief against SEMO (2/25).



Kevin Kopps leads the Hog bullpen in strikeouts with 18 in 9.2 innings of work this year. Opponents are hitting .194 off the right-hander through his first eight appearances this season.



Jaxon Wiggins has struck out 10 of the 10 batters he has faced to begin his career. The freshman has also thrown the second-hardest pitch (98 mph) in college baseball this year.

**TEAM GAME HIGHS****Team Batting**

At bats:	39	vs. SEMO (Feb. 27)
Runs scored:	13	vs. #3 Texas Tech (Feb. 20 at Globe Life Field)
Hits:	15	vs. SEMO (Feb. 27)
RBI:	11	vs. Murray State (March 6)
Doubles:	6	vs. SEMO (Feb. 28)
Triples:	1	(3 times)
Home runs:	4	vs. SEMO (Feb. 26)
Total bases:	27	vs. SEMO (Feb. 28)
Walks:	11	vs. #3 Texas Tech (Feb. 20 at Globe Life Field)
Strikeouts:	14	vs. #3 Texas Tech (Feb. 20 at Gloe Life Field)
Sac hits:	1	vs. #10 TCU (Feb. 22 at Globe Life Field)
Sac flies:	3	vs. Murray State (March 7)
Stolen bases:	4	(2 times)
Hit by pitch:	3	(3 times)
Caught stealing:	2	vs. Murray State (March 6)
Runners LOB:	12	vs. SEMO (Feb. 27)
Hit into DP:	1	(4 times)

Fielding

Putouts:	30	(2 times)
Assists:	15	vs. SEMO (Feb. 25)
Errors:	2	(3 times)
Passed balls:	1	vs. SEMO (Feb. 26)
DPs turned:	2	(2 times)

Pitching

Innings pitched:	10.0	(2 times)
Runs allowed:	9	vs. #3 Texas Tech (Feb. 20 at Globe Life Field)
Earned runs:	9	vs. #3 Texas Tech (Feb. 20 at Globe Life Field)
Walks allowed:	8	vs. Oklahoma (March 16)
Strikeouts:	18	(2 times)
Hits allowed:	13	at Louisiana Tech (March 12)
Doubles allowed:	3	(2 times)
Triples allowed:	1	(2 times)
Homers allowed:	2	vs. Murray State (March 5)
Wild pitches:	4	vs. Oklahoma (March 16)
Hit batters:	3	(2 times)

INDIVIDUAL GAME HIGHS**Individual Batting**

At-bats:	6	Robert Moore at Louisiana Tech (March 12)
Runs scored:	3	(6 times)
Hits:	4	Christian Franklin vs. SEMO (Feb. 27)
RBI:	4	(4 times)
Doubles:	2	(2 times)
Triples:	1	(3 times)
Home runs:	2	Robert Moore vs. Murray State (March 5)
Total bases:	9	Robert Moore vs. Murray State (Feb. 5)
Walks:	3	(3 times)
Strikeouts:	4	(2 times)
Sac hits:	1	(2 times)
Sac flies:	1	(7 times)
Stolen bases:	2	(3 times)
Hit by pitch:	2	(2 times)
Caught stealing:	1	(4 times)
Runners LOB:	5	Matt Goodheart at Louisiana Tech (March 12)

Fielding

Putouts:	18	Casey Opitz vs. #10 TCU (Feb. 22)
Assists:	5	(3 times)
Errors:	1	(9 times)
Passed balls:	1	Dylan Leach vs. SEMO (Feb. 26)

Pitching

Innings pitched:	8.0	Zebulon Vermillion at Louisiana Tech (March 13)
Runs allowed:	4	(2 times)
Earned runs:	3	Kole Ramage vs. Oklahoma (March 16)
Walks allowed:	4	Zebulon Vermillion vs. SEMO (Feb. 26)
Strikeouts:	10	Peyton Pallette vs. Murray State (March 5)
Hits allowed:	6	Patrick Wicklander at Louisiana Tech (March 12)
Doubles allowed:	3	Caleb Bolden vs. Murray State (March 6)
Triples allowed:	1	(2 times)
Homers allowed:	1	(7 times)
Wild pitches:	3	Evan Gray vs. Oklahoma (March 16)
Hit batters:	2	(3 times)

THE LAST TIME AN ARKANSAS PLAYER...

4 hits in a game.....Christian Franklin vs. SEMO, Feb. 27, 2021
 5 hits in a game.....Andy Wilkins at #9 Oklahoma (Norman Regional), May 31, 2009
 6 hits in a game.....Jeremy Jackson vs. Northeastern (Okla.), April 16, 1997

2 hits in an inning.....Casey Opitz vs. Eastern Illinois, Feb. 16, 2019

2 doubles in a game.....Brady Slavens at Louisiana Tech, March 13, 2021
 3 doubles in a game.....Trevor Ezell vs. TCU (Fayetteville Regional), June 1, 2019
 4 doubles in a game.....Rodney Nye vs. Louisiana Tech, March 31, 1998
 2 triples in a game.....Jax Biggers vs. Auburn (SEC Tournament), May 25, 2017

Led off a game with a HR.....Braydon Webb vs. Eastern Illinois, Feb. 15, 2020
 2 home runs in a game.....Robert Moore vs. Murray State, March 5, 2021
 3 home runs in a game.....Chad Spanberger vs. Auburn (SEC Tournament), May 26, 2017
 Grand slam.....Jack Kenley vs. #15 LSU, May 9, 2019
 HR in consecutive at-bats.....Robert Moore vs. Murray State, March 5, 2021
 HR in 3 straight games.....Christian Franklin vs. SEMO, Feb. 25-27, 2021
 HR in 4 straight games.....Aaron Murphree vs. OSU, So. Dakota St. & Siena, March 2-8, 2008
 HR in 5 straight games.....Aaron Murphree vs. OSU, So. Dakota St. & Siena, March 2-8, 2008
 HR in 6 straight games.....Aaron Murphree vs. OSU, So. Dakota St. & Siena, March 2-9, 2008
 Pinch-hit home run.....Evan Lee at Mississippi State, April 21, 2018
 Inside-the-park home run.....Casey Martin vs. Kentucky, May 3, 2019
 Back-to-back home runs.....Cayden Wallace and Brady Slavens vs. SEMO, Feb. 28, 2021
 Walk-off home run.....Heston Kjerstad vs. South Alabama, March 8, 2020

4 runs in a game.....Trevor Ezell vs. Ark. - Pine Bluff, April 16, 2019
 5 runs in a game.....Eric Cole vs South Carolina (NCAA Super), June 11, 2018
 6 runs in a game.....Trevor Ezell vs. Grambling St., April 30, 2019

4 RBI in a game.....Brady Slavens vs. Oklahoma, March 16, 2021
 5 RBI in a game.....C. Martin and H. Kjerstad vs. #18 Tennessee, April 27, 2019
 6 RBI in a game.....Heston Kjerstad vs. Eastern Illinois, Feb. 16, 2020
 7 RBI in a game.....Chad Spanberger vs. Auburn (SEC Tournament), May 25, 2017
 8 RBI in a game.....Rodney Nye vs. ORU, April 14, 1999
 9 RBI in a game.....Ryan Lundquist vs. Central Missouri St., March 4, 1997

2 stolen bases in a game.....Christian Franklin at Louisiana Tech, March 13, 2021
 3 stolen bases in a game.....Andrew Benintendi vs Stephen F. Austin, April 15, 2015
 4 stolen bases in a game.....Logan Forsythe vs. Ole Miss, May 19, 2007
 Stole home.....Bobby Wernes vs. Ole Miss, March 28, 2015

2 errors in a game.....Zack Gregory vs. Texas, Feb. 29, 2020
 3 errors in a game.....Bobby Wernes, at LSU, April 12, 2014
 4 errors in a game.....Chris Shaddy vs. TCU, April 27, 1980

9-inning no-hitter.....Scott Roehl vs. Kansas St., March 20, 2001
 9-inning combined no-hitter.....Nick Schmidt (6.0), Brian McLelland (1.0) & Devin Collis (2.0)
vs. Oklahoma State, February 12, 2006
 7-inning combined no-hitter.....D. Taccolini (2.0), M. Cronin (3.0), & J. Alberius (2)
vs. Auburn (SEC Tournament), May 25, 2017
 1-hitter.....Trevor Stephan (7.0) at Tennessee, May 6, 2017
 1-hitter combined.....P. Wicklander (5.0 IP, 1 H), K. Ramage (1.0 IP), J. Kostyshock (1.0 IP),
K. Kopps (1.0 IP), M. Cronin (1.0 IP) vs. Western Illinois, March 12, 2019
 2-hitter.....Kacey Murphy vs. Florida (SEC Tournament), May 27, 2017
 2-hitter combined.....L. Lockhart (4.1), E. Taylor (0.2), J. Wiggins (1.0),
R. Costeiu (1.0), K. Kopps (2.0) vs. #10 TCU, Feb. 22, 2021
 3-hitter.....Ryne Stanek (9.0 IP) at #6 South Carolina, March 23, 2013
 3-hitter combined.....Isaiah Campbell (5.0 IP, 2 H) and Matt Cronin (2.0 IP, 1 H) vs. S. Carolina, April 14, 2018
 Complete game.....Kacey Murphy vs. Florida (SEC Tournament), May 27, 2017
 Complete-game shutout.....Kacey Murphy vs. Florida (SEC Tournament), May 27, 2017
 10-inning or more start.....Dominic Taccolini at #12 Kentucky (10 innings), April 22, 2016
 Had 10 strikeouts.....Peyton Pallette vs. Murray State, March 5, 2021
 Had 11 strikeouts.....Connor Noland vs. Eastern Illinois, Feb. 14, 2020
 Had 12 strikeouts.....Trevor Stephan vs. Oral Roberts (NCAA Regional), June 2, 2017
 Had 13 strikeouts.....Isaiah Campbell vs. Stony Brook, March 1, 2019
 Had 14 strikeouts.....David Walling vs. South Carolina, May 16, 1999
 Had 15 strikeouts.....Nick Schmidt vs. Auburn, May 18, 2006
 Had 16 strikeouts.....David Walling vs. Eastern Illinois, Feb. 20, 1998
 Had 17 strikeouts.....Jess Todd vs. South Carolina (SEC Tournament), May 24, 2007

THE LAST TIME AN ARKANSAS TEAM...

Scored 10 runs.....vs. Eastern Illinois, Feb. 15, 2020
 Scored 11 runs.....vs. Murray State, March 6, 2021
 Scored 12 runs.....vs. Eastern Illinois, Feb. 16, 2020
 Scored 13 runs.....vs. #3 Texas Tech, Feb. 20, 2021
 Scored 14 runs.....vs. #14 Ole Miss (NCAA Super Regional), June 10, 2019
 Scored 15 runs.....vs. South Alabama, March 7, 2020
 Scored 16 runs.....vs. Ark.- Pine Bluff, April 16, 2019
 Scored 17 runs.....vs. Grambling St., April 30, 2019
 Scored 18 runs.....vs. Dayton, Feb. 28, 2018
 Scored 19 runs.....vs. Northwestern State, April 23, 2019
 Scored 20 runs.....vs. Mississippi Valley State, Feb. 24, 2016
 Scored 21 runs.....vs. Mississippi Valley State, Feb. 23, 2016
 Scored 22 runs.....vs. Louisiana Tech, Feb. 14, 2004
 Scored 23 runs.....Never
 Scored 24 runs.....Missouri Southern, Feb. 11, 1998
 Scored 25 runs.....Missouri Southern, Feb. 4, 2001
 Scored 26 runs.....vs. Iowa (in Arlington, Texas), Feb. 14, 1997
 Scored 27 runs.....Never
 Scored 28 runs.....vs. Wisconsin-Milwaukee (2), Feb. 18, 2007
 Scored 29 runs.....Morningside, April 6, 1968
 Scored 30 runs.....at South Carolina, March 30, 1997
 Scored 31-32 runs.....32 vs. Bucknell, Feb. 17, 2018
 Scored 33 + runs.....33 vs. Southwest Baptist, March 21, 1984

Had 14 hits.....vs. Gonzaga, Feb. 23, 2020
 Had 15 hits.....vs. SEMO, Feb. 27, 2021
 Had 16 hits.....vs. #18 Tennessee, April 26, 2019
 Had 17 hits.....vs. #13 Auburn, April 7, 2018
 Had 18 hits.....vs. South Alabama, March 7, 2020
 Had 19 hits.....vs. Northwestern State, April 23, 2019
 Had 20 hits.....vs. Dayton, Feb. 28, 2018
 Had 21 hits.....Kentucky, April 28, 2001
 Had 22 hits.....at #6 Vanderbilt, April 14, 2019
 Had 23 hits.....Centenary, Centenary, March 31, 1999
 Had 24 hits.....Georgia, March 17, 2001
 Had 25 hits.....at Centenary, March 23, 2005
 Had 26-29 hits.....28 at South Carolina, March 30, 1997
 Had 30 hits.....vs. Saint Louis, April 7, 2010
 Had 31+ hits.....32 vs. Southwest Baptist, March 21, 1984

Hit four home runs in a game.....4 - Moore, Wallace, Welch, Franklin
vs. SEMO, Feb. 26, 2021
 Hit five home runs in a game.....5 - Ezell, Martin (2), Goodheart, Kenley
at #17 Texas A&M, May 16, 2019
 Hit six or more home runs in a game.....6 - Jared Gates, Luke Bonfield, Carson Shaddy
Dominic Fletcher, Grant Koch, Casey Martin
vs. Bucknell, Feb. 17, 2018

4 errors in a game.....vs. Texas, Feb. 20, 2020
 5 errors in a game.....vs. South Carolina (SEC Tournament), May 23, 2018
 6 errors in a game.....vs. Eastern Illinois, March 5, 2016
 7 errors in a game.....vs. LA Tech, March 20, 2001

Was shutout.....at Louisiana Tech, March 14, 2021
 Was shutout in back-to-back games.....vs. LSU, April 23-24, 2005 (7-0, 6-0)
 Held to 1 hit.....vs. Missouri State, May 17, 2016
 Held to 2 hits.....at Louisiana Tech, March 14, 2021
 Held to 3 hits.....vs LSU, May 26, 2018 (2-1)
 Did not strikeout.....vs. Eastern Illinois, Feb. 16, 2019

Swept an SEC home series (three games).....vs. #18 Tennessee, April 26-28, 2019
 Swept an SEC road series (three games).....at Alabama, April 30-May 2, 2015
 Was swept in SEC home series.....vs. Alabama, May 13-15, 2016
 Was swept in SEC road series.....at Mississippi State, April 20-21, 2018
 Swept a non-conference home series.....vs. Murray State, March 5-7, 2021
 Swept a non-conference road series.....at McNeese State, March 23-24, 2010
 Was swept in a non-conference home series.....Gonzaga, March 10-11, 2015
 Was swept in a non-conference road series.....at Nebraska, April 16, 2013
 Won a non-conference home series.....vs. South Alabama, March 6-8, 2020
 Won a non-conference road series.....at Louisiana Tech, March 12-14, 2021
 Lost a non-conference home series.....vs. South Alabama, February 28-March 1, 2014
 Lost a non-conference road series.....at Nebraska, April 16, 2013
 Back-to-back shutouts.....UK (1-0) April 22 and UK (2-0) April 22-23, 2016
 Most consecutive shutouts.....4 vs. Wisconsin (March 15-16, 1980)
 Shut out an opponent at home.....vs. Murray State (6-0), March 7, 2021
 Shut out an opponent on the road.....at #15 Auburn (8-0), April 6, 2019
 Shut out an SEC opponent at home.....vs. Missouri (2-0), March 15, 2019
 Shut out an SEC opponent on the road.....at #15 Auburn (8-0), April 6, 2019



RECORD RUNDOWN

Table with 2 columns: Record Category and Value. Includes rows like Overall (12-2), vs. top-5 teams (1-0), At home (7-1), etc.

MULTIPLE-HIT GAMES

Table with 6 columns: Name, 2, 3, 4, 5+, Tot. Lists players like Brady Slavens, Robert Moore, Casey Opitz, etc.

CAREER MULTIPLE-HIT GAMES

Table with 7 columns: Name, 2017, 2018, 2019, 2020, 2021, Total. Lists career totals for players like Cullen Smith, Matt Goodheart, etc.

MULTIPLE-RBI GAMES

Table with 6 columns: Name, 2, 3, 4, 5+, Total. Lists players like Brady Slavens, Jalen Battles, Robert Moore, etc.

HITTING STREAKS

Table with 3 columns: Name, Longest, Current. Lists current hitting streaks for players like Casey Opitz, Robert Moore, etc.

REACHED BASE

Table with 3 columns: Name, Longest, Current. Lists longest base-reaching streaks for players like Casey Opitz, Cullen Smith, etc.

CAREER HOME RUNS

Table with 6 columns: Name, SOLO, 2R, 3R, GS, Total. Lists career home run statistics for players like Christian Franklin, Cullen Smith, etc.

HOME RUN BREAKDOWN

Table with 2 columns: Category and Value. Breaks down home runs by location (at Baum-Walker Stadium, on The Road), pitcher type (vs. RHP, vs. LHP), and other factors.

COMEBACKS

defined as any win when trailing after an inning

Table with 3 columns: Date / Opponent, Score (Inn.), Final. Lists comeback wins like Feb. 20 / #3 Texas Tech, Feb. 22 / #10 TCU, etc.

BLOWN LEADS

defined as any loss when leading after an inning

Table with 3 columns: Date/Opponent, Score (Inn.), Final. Lists blown lead losses like March 16 / Oklahoma.

HOME RUN CHART III



No.	Player	Gm#	Date	Opponent	Pitcher	On Base	Inning	Outs	Count	Score	Final
1	Brady Slavens (1)	2	Feb. 21	#9 Texas	Dawson Merryman	2	6th	1	1-0	1-0	W, 4-0
2	Christian Franklin (1)	4	Feb. 25	SEMO	Dylan Dodd	0	3rd	2	1-1	0-3	W, 6-5 (10)
3	Brady Slavens (2)	4	Feb. 25	SEMO	Dylan Dodd	0	4th	1	2-1	1-3	W, 6-5 (10)
4	Robert Moore (1)	5	Feb. 26	SEMO	Noah Niznik	1	3rd	2	1-0	0-2	W, 7-3
5	Cayden Wallace (1)	5	Feb. 26	SEMO	Noah Niznik	1	6th	2	1-1	2-2	W, 7-3
6	Charlie Welch (1)	5	Feb. 26	SEMO	Noah Niznik	1	6th	2	2-1	4-2	W, 7-3
7	Christian Franklin (2)*	5	Feb. 26	SEMO	Hunter Ralls	0	8th	0	2-1	6-3	W, 7-3
8	Christian Franklin (3)	6	Feb. 27	SEMO	Bryce Grossius	1	2nd	0	0-0	4-0	W, 9-3
9	Cayden Wallace (2)*^	7	Feb. 28	SEMO	Austin Williams	0	2nd	0	0-1	0-0	W, 11-4 (5)
10	Brady Slavens (3)^	7	Feb. 28	SEMO	Austin Williams	0	2nd	0	1-1	1-0	W, 11-4 (5)
11	Matt Goodheart (1)	7	Feb. 28	SEMO	Hunter Ralls	1	4th	0	3-1	6-3	W, 11-4 (5)
12	Robert Moore (2)	8	March 5	Murray State	Jacob Pennington	1	6th	2	0-1	3-6	W, 7-6
13	Robert Moore (3)	8	March 5	Murray State	Alec Whaley	1	8th	0	2-1	5-6	W, 7-6
14	Cullen Smith (1)	9	March 6	Murray State	Sam Gardner	2	2nd	1	1-1	0-4	W, 11-6
15	Zack Gregory (1)	9	March 6	Murray State	Jake Jones	0	6th	2	1-1	6-5	W, 11-6
16	Brady Slavens (4)	9	March 6	Murray State	Cade Vernon	1	8th	2	0-2	9-6	W, 11-6
17	Jacob Nesbit (1)	10	March 7	Murray State	Nathaniel Gorczyca	2	4th	1	0-1	1-0	W, 6-0
18	Matt Goodheart (2)	11	March 12	Louisiana Tech	Jonathan Fincher	1	4th	0	0-0	0-0	W, 9-7 (10)
19	Cayden Wallace (3)	11	March 12	Louisiana Tech	Jonathan Fincher	0	6th	1	1-1	3-4	W, 9-7 (10)
20	Jalen Battles (1)	11	March 12	Louisiana Tech	Cade Gibson	1	10th	0	3-1	7-8	W, 9-7 (10)
21	Cayden Wallace (4)*	12	March 13	Louisiana Tech	Ryan Jennings	0	4th	0	3-2	2-0	W, 8-1
22	Brady Slavens (5)	14	March 14	Oklahoma	Braden Carmichael	1	6th	2	0-0	2-8	L, 8-5
23	Robert Moore (4)*	14	March 14	Oklahoma	Jaret Godman	0	8th	0	0-2	4-8	L, 8-5

* - indicates leadoff home run
 ^ - indicates back-to-back home run
 ! - indicates walk-off home run



||| TEAM PITCHING GAME-BY-GAME

STARTERS GAME-BY-GAME

Opponent	W-L	IP	H	R	ER	BB	K
vs. #3 Texas Tech	--	4.0	3	2	2	2	4
vs. #9 Texas	--	4.1	1	0	0	1	8
vs. #10 TCU	--	4.1	2	1	1	2	8
SEMO	--	0.1	1	3	3	2	0
SEMO	--	3.0	2	2	2	4	1
SEMO	W	5.0	3	0	0	1	8
SEMO	--	3.2	3	3	3	3	5
Murray State	--	4.0	4	2	2	3	10
Murray State	--	1.2	4	4	1	1	3
Murray State	W	5.0	5	0	0	1	6
at LA Tech	--	4.0	2	2	2	2	5
at LA Tech	W	8.0	3	1	1	3	2
at LA Tech	L	5.0	4	2	2	1	3
Oklahoma	--	1.2	1	0	0	3	1

BULLPEN GAME-BY-GAME

Opponent	W-L	IP	H	R	ER	BB	K
vs. #3 Texas Tech	W	5.0	6	7	7	5	6
vs. #9 Texas	W	4.2	1	0	0	1	7
vs. #10 TCU	W	4.2	2	0	0	2	10
SEMO	W	9.2	8	2	2	1	10
SEMO	W	6.0	3	1	0	2	7
SEMO	--	4.0	3	3	3	4	5
SEMO	W	1.1	1	1	1	2	1
Murray State	W	5.0	2	4	4	4	8
Murray State	W	7.1	7	2	2	3	5
Murray State	--	4.0	1	0	0	4	5
at LA Tech	W	6.0	11	5	5	2	7
at LA Tech	--	1.0	1	0	0	0	1
at LA Tech	--	3.0	1	0	0	0	2
Oklahoma	L	7.1	10	8	7	5	9

TEAM RECORD PER STARTER

Pitcher (Total Starts)	Record
Peyton Pallette (4)	4-0
Lael Lockhart (4)	3-1
Zebulon Vermillion (3)	3-0
Caleb Bolden (2)	2-0
Patrick Wicklander (1)	0-1

QUALITY STARTS

Pitcher (Total Starts)	QS	Record
Zebulon Vermillion (3)	1	1-0

RUN SUPPORT

Pitcher (Total Starts)	Runs	Per Start
Zebulon Vermillion (3)	28	9.3
Caleb Bolden (2)	17	8.5
Peyton Pallette (4)	29	7.3
Lael Lockhart (4)	21	5.3
Patrick Wicklander (1)	5	5.0

GAME-BY-GAME BATTING ORDER III



RECORD: 12-2 • **HOME:** 7-1 • **AWAY:** 2-1 • **NEUTRAL:** 3-0 • **SEC:** 0-0



Date	Opponent	1	2	3	4	5	6	7	8	9
Feb. 20	vs. #3 Texas Tech	Moore	Franklin	Smith	Webb	Slavens	Opitz	Wallace	Nesbit	Battles
Feb. 21	vs. #9 Texas	Moore	Franklin	Smith	Webb	Slavens	Opitz	Wallace	Nesbit	Battles
Feb. 22	vs. #10 TCU	Moore	Franklin	Smith	Webb	Slavens	Opitz	Wallace	Nesbit	Battles
Feb. 25	SEMO	Moore	Franklin	Smith	Webb	Slavens	Opitz	Wallace	Gregory	Battles
Feb. 26	SEMO	Moore	Franklin	Smith	Wallace	Slavens	Welch	Webb	Battles	Leach
Feb. 27	SEMO	Moore	Franklin	Goodheart	Wallace	Slavens	Smith	Opitz	Battles	Gregory
Feb. 28	SEMO	Moore	Franklin	Goodheart	Wallace	Slavens	Smith	Opitz	Bates	Battles
March 5	Murray State	Moore	Franklin	Goodheart	Wallace	Slavens	Opitz	Smith	Battles	Webb
March 6	Murray State	Moore	Franklin	Goodheart	Wallace	Slavens	Opitz	Smith	Battles	Gregory
March 7	Murray State	Moore	Franklin	Goodheart	Slavens	Smith	Battles	Gregory	Nesbit	Leach
March 12	at Louisiana Tech	Moore	Franklin	Goodheart	Wallace	Slavens	Opitz	Smith	Battles	Webb
March 13	at Louisiana Tech	Moore	Franklin	Goodheart	Wallace	Slavens	Opitz	Smith	Battles	Gregory
March 14	at Louisiana Tech	Moore	Franklin	Goodheart	Wallace	Slavens	Opitz	Smith	Battles	Webb
March 16	Oklahoma	Moore	Franklin	Goodheart	Wallace	Slavens	Opitz	Smith	Battles	Gregory



||| GAME-BY-GAME DEFENSIVE LINEUP

RECORD: 12-2 • **HOME:** 7-1 • **AWAY:** 2-1 • **NEUTRAL:** 3-0 • **SEC:** 0-0

Date	Opponent	C	1B	2B	3B	SS	LF	CF	RF	DH
Feb. 20	vs. #3 Texas Tech	Opitz	Smith	Moore	Nesbit	Battles	Webb	Franklin	Wallace	Slavens
Feb. 21	vs. #9 Texas	Opitz	Smith	Moore	Nesbit	Battles	Webb	Franklin	Wallace	Slavens
Feb. 22	vs. #10 TCU	Opitz	Smith	Moore	Nesbit	Battles	Webb	Franklin	Wallace	Slavens
Feb. 25	vs. SEMO	Opitz	Slavens	Moore	Smith	Battles	Gregory	Franklin	Wallace	Slavens
Feb. 26	SEMO	Leach	Slavens	Moore	Smith	Battles	Webb	Franklin	Wallace	Welch
Feb. 27	SEMO	Opitz	Slavens	Moore	Smith	Battles	Gregory	Franklin	Wallace	Goodheart
Feb. 28	SEMO	Opitz	Slavens	Moore	Smith	Battles	Bates	Franklin	Wallace	Goodheart
March 5	Murray State	Opitz	Slavens	Moore	Smith	Battles	Webb	Franklin	Wallace	Goodheart
March 6	Murray State	Opitz	Slavens	Moore	Smith	Battles	Gregory	Franklin	Wallace	Goodheart
March 7	Murray State	Leach	Smith	Moore	Nesbit	Battles	Gregory	Franklin	Slavens	Goodheart
March 12	at Louisiana Tech	Opitz	Slavens	Moore	Smith	Battles	Webb	Franklin	Wallace	Goodheart
March 13	at Louisiana Tech	Opitz	Slavens	Moore	Smith	Battles	Gregory	Franklin	Wallace	Goodheart
March 14	at Louisiana Tech	Opitz	Slavens	Moore	Smith	Battles	Webb	Franklin	Wallace	Goodheart
March 16	Oklahoma	Opitz	Slavens	Moore	Smith	Battles	Gregory	Franklin	Wallace	Goodheart





RECORD: 12-2 • HOME: 7-1 • AWAY: 2-1 • NEUTRAL: 3-0 • SEC: 0-0

Date	Opponent	AB	R	H	RBI	2B	3B	HR	BB	IBB	SB	CS	HBP	SAC	SF	GDP	K	PO	A	E	Avg
Feb. 20	vs. #3 Texas Tech	37	13	11	7	1	0	0	11	0	3	0	1	0	1	0	14	27	9	2	.297
Feb. 21	vs. #9 Texas	30	4	6	4	0	0	1	5	0	0	0	1	0	0	0	9	27	5	0	.254
Feb. 20	vs. #10 TCU	30	4	6	3	1	1	0	4	0	0	1	2	1	0	0	13	27	5	0	.237
Feb. 25	SEMO	37	6	9	1	0	0	2	4	0	0	0	3	0	1	0	13	30	15	0	.239
Feb. 26	SEMO	32	7	9	7	0	1	4	0	0	1	0	3	0	0	0	7	27	12	0	.241
Feb. 27	SEMO	39	9	15	7	4	0	1	6	0	4	0	0	0	0	0	9	27	9	1	.268
Feb. 28	SEMO	25	11	12	9	6	0	3	4	0	2	0	0	0	0	0	3	15	8	0	.291
March 5	Murray State	31	7	8	7	1	1	2	7	0	3	0	1	0	1	0	11	27	5	1	.287
March 6	Murray State	34	11	12	11	2	0	3	7	0	2	2	1	0	0	0	5	27	9	1	.295
March 7	Murray State	24	6	5	6	0	0	1	9	0	0	0	2	0	3	0	9	27	8	0	.288
March 12	at Louisiana Tech	37	9	9	9	2	0	3	6	0	2	1	3	1	0	0	11	30	10	2	.284
March 13	at Louisiana Tech	34	8	12	6	4	0	1	7	0	4	0	2	0	1	0	7	27	9	0	.290
March 14	at Louisiana Tech	29	0	2	0	1	0	0	1	0	1	0	2	0	0	1	10	24	13	0	.274
March 16	Oklahoma	34	5	6	5	0	0	2	1	0	0	0	1	0	0	0	13	27	8	2	.267
Totals		453	100	121	87	23	3	23	72	0	22	4	22	2	7	1	134	369	125	9	.267



||| GAME-BY-GAME PITCHING

RECORD: 12-2 • **HOME:** 7-1 • **AWAY:** 2-1 • **NEUTRAL:** 3-0 • **SEC:** 0-0

Date	Opponent	IP	H	R	ER	BB	SO	2B	3B	HR	WP	BK	HBP	DP	IBB	Score	W	L	SV	ERA
Feb. 20	vs. #3 Texas Tech	9.0	9	9	9	7	10	2	0	1	2	1	3	1	0	13-9	1	0	0	9.00
Feb. 21	vs. #9 Texas	9.0	2	0	0	2	15	0	0	0	0	0	3	0	0	4-0	2	0	1	4.50
Feb. 22	vs. #10 TCU	9.0	2	1	1	4	18	0	0	0	0	0	2	1	0	4-1	3	0	1	3.33
Feb. 25	SEMO	10.0	9	5	5	3	10	0	1	0	0	1	1	1	0	6-5	4	0	2	3.65
Feb. 26	SEMO	9.0	5	3	2	6	8	0	0	0	2	0	0	1	0	7-3	5	0	2	3.33
Feb. 27	SEMO	9.0	6	3	3	5	13	0	0	1	1	0	0	1	0	9-3	6	0	2	3.27
Feb. 28	SEMO	5.0	4	4	4	5	6	0	0	1	1	0	0	1	0	11-4	7	0	2	3.60
March 5	Murray State	9.0	8	6	6	7	18	1	0	2	1	0	0	0	0	7-6	8	0	3	3.91
March 6	Murray State	9.0	11	6	3	4	8	3	0	1	2	0	0	1	0	11-6	9	0	4	3.81
March 7	Murray State	9.0	6	0	0	5	11	0	0	0	2	0	0	2	0	6-0	10	0	4	3.41
March 12	at Louisiana Tech	10.0	13	7	7	4	12	3	1	0	2	0	2	1	1	9-7	11	0	5	3.71
March 13	at Louisiana Tech	9.0	4	1	1	3	3	0	0	0	0	0	0	1	0	8-1	12	0	5	3.48
March 14	at Louisiana Tech	8.0	5	2	2	1	5	0	0	0	0	0	1	2	0	0-2	12	1	5	3.39
March 16	Oklahoma	9.0	11	8	7	8	10	1	0	1	4	0	1	0	0	5-8	12	2	5	3.66
	Totals	123.0	95	55	50	64	147	10	2	7	17	2	13	13	1	100-55	12	2	5	3.66



26 ETHAN BATES

SEASON HIGHS

Category	High	Opponent (Last)	Date
Hits	1	SEMO	2/28/21
Runs	--	--	--
Doubles	--	--	--
Triples	--	--	--
Home Runs	--	--	--
RBI	1	SEMO	2/28/21
Walks	1	SEMO	2/28/21
Stolen Bases	--	--	--

CAREER HIGHS

Category	High	Opponent (Last)	Date
Hits	1	SEMO	2/28/21
Runs	--	--	--
Doubles	--	--	--
Triples	--	--	--
Home Runs	--	--	--
RBI	1	SEMO	2/28/21
Walks	1	SEMO	2/28/21
Stolen Bases	--	--	--



25 CHRISTIAN FRANKLIN

SEASON HIGHS

Category	High	Opponent (Last)	Date
Hits	4	SEMO	2/27/21
Runs	2	SEMO	2/27/21
Doubles	1	Murray State	3/6/21
Triples	1	vs. #10 TCU	2/22/21
Home Runs	1	3x (SEMO)	2/27/21
RBI	4	Murray State	3/6/21
Walks	2	Murray State	3/5/21
Stolen Bases	2	2x (at Louisiana Tech)	3/13/21

CAREER HIGHS

Category	High	Opponent (Last)	Date
Hits	4	SEMO	2/27/21
Runs	3	#18 Tennessee	4/27/19
Doubles	1	10x (Murray State)	3/6/21
Triples	1	2x (vs. #10 TCU)	2/22/21
Home Runs	1	12x (SEMO)	2/27/21
RBI	4	2x (Murray State)	3/6/21
Walks	3	at USC	2/22/19
Stolen Bases	2	3x (at Louisiana Tech)	3/13/21



4 JALEN BATTLES

SEASON HIGHS

Category	High	Opponent (Last)	Date
Hits	3	vs. #3 Texas Tech	2/20/21
Runs	2	2x (at Louisiana Tech)	3/13/21
Doubles	2	SEMO	2/27/21
Triples	--	--	--
Home Runs	1	at Louisiana Tech	3/12/21
RBI	3	vs. #3 Texas Tech	2/20/21
Walks	3	at Louisiana Tech	3/12/21
Stolen Bases	1	2x (Murray State)	3/6/21

CAREER HIGHS (AT ARKANSAS)

Category	High	Opponent (Last)	Date
Hits	3	vs. #3 Texas Tech	2/20/21
Runs	2	vs. #3 Texas Tech	2/20/21
Doubles	2	SEMO	2/27/21
Triples	--	--	--
Home Runs	1	at Louisiana Tech	3/12/21
RBI	3	vs. #3 Texas Tech	2/20/21
Walks	3	at Louisiana Tech	3/12/21
Stolen Bases	1	2x (Murray State)	3/6/21



10 MATT GOODHEART

SEASON HIGHS

Category	High	Opponent (Last)	Date
Hits	2	SEMO	2/28/21
Runs	1	6x (Oklahoma)	3/16/21
Doubles	2	at Louisiana Tech	3/14/21
Triples	--	--	--
Home Runs	1	2x (at Louisiana Tech)	3/12/21
RBI	2	2x (at Louisiana Tech)	3/12/21
Walks	2	SEMO	2/27/21
Stolen Bases	1	SEMO	2/27/21

CAREER HIGHS (AT ARKANSAS)

Category	High	Opponent (Last)	Date
Hits	3	7x (Gonzaga)	2/23/20
Runs	3	3x (South Alabama)	3/6/20
Doubles	2	4x (#14 Ole Miss)	6/9/19
Triples	1	2x (#2 Mississippi St.)	4/19/19
Home Runs	1	9x (SEMO)	2/28/21
RBI	4	Oral Roberts	4/9/19
Walks	3	3x (South Alabama)	3/6/20
Stolen Bases	1	5x (SEMO)	2/27/21



3 ZACK GREGORY

SEASON HIGHS

Category	High	Opponent (Last)	Date
Hits	1	4x (at Louisiana Tech)	3/12/21
Runs	2	Murray State	3/6/21
Doubles	--	--	--
Triples	--	--	--
Home Runs	1	Murray State	3/6/21
RBI	1	3x (at Louisiana Tech)	3/13/21
Walks	3	Murray State	3/7/21
Stolen Bases	--	--	--

CAREER HIGHS

Category	High	Opponent (Last)	Date
Hits	2	Gonzaga	2/22/20
Runs	2	Murray State	3/6/21
Doubles	--	--	--
Triples	--	--	--
Home Runs	1	Murray State	3/6/21
RBI	1	3x (at Louisiana Tech)	3/13/21
Walks	3	Murray State	3/7/21
Stolen Bases	--	--	--



1 ROBERT MOORE

SEASON HIGHS

Category	High	Opponent (Last)	Date
Hits	3	2x (Murray State)	3/7/21
Runs	3	2x (Murray State)	3/5/21
Doubles	1	SEMO	2/28/21
Triples	--	--	--
Home Runs	2	Murray State	3/5/21
RBI	4	Murray State	3/5/21
Walks	2	vs. #3 Texas Tech	2/20/21
Stolen Bases	2	vs. #3 Texas Tech	2/20/21

CAREER HIGHS

Category	High	Opponent (Last)	Date
Hits	3	3x (Murray State)	3/7/21
Runs	3	2x (Murray State)	3/5/21
Doubles	1	3x (SEMO)	2/20/20
Triples	--	--	--
Home Runs	2	Murray State	3/5/21
RBI	4	Murray State	3/5/21
Walks	2	2x (vs. #3 Texas Tech)	2/20/21
Stolen Bases	2	vs. #3 Texas Tech	2/20/21



15 DYLAN LEACH

SEASON HIGHS

Category	High	Opponent (Last)	Date
Hits	1	SEMO	2/26/21
Runs	1	2x (SEMO)	2/28/21
Doubles	--	--	--
Triples	--	--	--
Home Runs	--	--	--
RBI	--	--	--
Walks	1	SEMO	2/28/21
Stolen Bases	--	--	--

CAREER HIGHS

Category	High	Opponent (Last)	Date
Hits	1	SEMO	2/26/21
Runs	1	2x (SEMO)	2/28/21
Doubles	--	--	--
Triples	--	--	--
Home Runs	--	--	--
RBI	--	--	--
Walks	1	SEMO	2/28/21
Stolen Bases	--	--	--



5 JACOB NESBIT

SEASON HIGHS

Category	High	Opponent (Last)	Date
Hits	1	Murray State	3/7/21
Runs	1	vs. #3 Texas Tech	2/20/21
Doubles	--	--	--
Triples	--	--	--
Home Runs	1	Murray State	3/7/21
RBI	3	Murray State	3/7/21
Walks	1	3x (vs. #10 TCU)	2/22/21
Stolen Bases	--	--	--

CAREER HIGHS

Category	High	Opponent (Last)	Date
Hits	3	3x (Eastern Illinois)	2/15/20
Runs	2	6x (South Alabama)	3/7/20
Doubles	1	15x (Illinois St.)	3/3/20
Triples	--	--	--
Home Runs	1	5x (Murray State)	3/7/21
RBI	6	#18 Tennessee	4/26/19
Walks	2	3x (at Kentucky)	5/5/19
Stolen Bases	1	7x (TCU)	6/2/19



12 CASEY OPITZ

SEASON HIGHS

Category	High	Opponent (Last)	Date
Hits	2	4x (at Louisiana Tech)	3/13/21
Runs	3	vs. #3 Texas Tech	2/20/21
Doubles	1	5x (at Louisiana Tech)	3/13/21
Triples	1	Murray State	3/5/21
Home Runs	--	--	--
RBI	2	Murray State	3/5/21
Walks	3	vs. #3 Texas Tech	2/20/21
Stolen Bases	1	3x (at Louisiana Tech)	3/14/21

CAREER HIGHS

Category	High	Opponent (Last)	Date
Hits	4	at #6 Vanderbilt	4/14/19
Runs	3	3x (vs. #3 Texas Tech)	2/20/21
Doubles	1	13x (at Louisiana Tech)	3/13/21
Triples	1	Murray State	3/5/21
Home Runs	1	4x (Gonzaga)	2/21/20
RBI	4	#14 Ole Miss	6/10/19
Walks	3	2x (vs. #3 Texas Tech)	2/20/21
Stolen Bases	1	7x (at Louisiana Tech)	3/13/21



14 CULLEN SMITH

SEASON HIGHS

Category	High	Opponent (Last)	Date
Hits	2	Murray State	3/6/21
Runs	2	3x (SEMO)	2/27/21
Doubles	1	2x (SEMO)	2/28/21
Triples	--	--	--
Home Runs	1	Murray State	3/6/21
RBI	3	Murray State	3/6/21
Walks	2	3x (at Louisiana Tech)	3/13/21
Stolen Bases	1	2x (at Louisiana Tech)	3/13/21

CAREER HIGHS (AT ARKANSAS)

Category	High	Opponent (Last)	Date
Hits	2	Murray State	3/6/21
Runs	2	3x (SEMO)	2/27/21
Doubles	1	2x (SEMO)	2/28/21
Triples	--	--	--
Home Runs	1	Murray State	3/6/21
RBI	3	Murray State	3/6/21
Walks	2	3x (at Louisiana Tech)	3/13/21
Stolen Bases	1	2x (at Louisiana Tech)	3/13/21



17 BRADY SLAVENS

SEASON HIGHS

Category	High	Opponent (Last)	Date
Hits	3	Oklahoma	3/16/21
Runs	3	2x (Murray State)	3/6/21
Doubles	2	at Louisiana Tech	3/13/21
Triples	1	SEMO	2/26/21
Home Runs	1	5x (Oklahoma)	3/16/21
RBI	4	2x (Oklahoma)	3/16/21
Walks	1	4x (at Louisiana Tech)	3/12/21
Stolen Bases	1	2x (at Louisiana Tech)	3/12/21

CAREER HIGHS (AT ARKANSAS)

Category	High	Opponent (Last)	Date
Hits	3	Oklahoma	3/16/21
Runs	3	2x (Murray State)	3/6/21
Doubles	2	at Louisiana Tech	3/13/21
Triples	1	SEMO	2/26/21
Home Runs	1	5x (Oklahoma)	3/16/21
RBI	4	2x (Oklahoma)	3/16/21
Walks	1	4x (at Louisiana Tech)	3/12/21
Stolen Bases	1	2x (at Louisiana Tech)	3/12/21



11 CASON TOLLETT

SEASON HIGHS

Category	High	Opponent (Last)	Date
Hits	--	--	--
Runs	--	--	--
Doubles	--	--	--
Triples	--	--	--
Home Runs	--	--	--
RBI	--	--	--
Walks	--	--	--
Stolen Bases	--	--	--

CAREER HIGHS

Category	High	Opponent (Last)	Date
Hits	--	--	--
Runs	--	--	--
Doubles	--	--	--
Triples	--	--	--
Home Runs	--	--	--
RBI	--	--	--
Walks	--	--	--
Stolen Bases	--	--	--



7 CAYDEN WALLACE

SEASON HIGHS

Category	High	Opponent (Last)	Date
Hits	3	at Louisiana Tech	3/13/21
Runs	3	at Louisiana Tech	2/28/21
Doubles	1	4x (at Louisiana Tech)	3/12/21
Triples	--	--	--
Home Runs	1	4x (at Louisiana Tech)	3/13/21
RBI	2	2x (at Louisiana Tech)	3/13/21
Walks	2	SEMO	2/25/21
Stolen Bases	--	--	--

CAREER HIGHS

Category	High	Opponent (Last)	Date
Hits	3	at Louisiana Tech	3/13/21
Runs	3	at Louisiana Tech	2/28/21
Doubles	1	4x (at Louisiana Tech)	3/12/21
Triples	--	--	--
Home Runs	1	4x (at Louisiana Tech)	3/13/21
RBI	2	2x (at Louisiana Tech)	3/13/21
Walks	2	SEMO	2/25/21
Stolen Bases	--	--	--



19 CHARLIE WELCH

SEASON HIGHS

Category	High	Opponent (Last)	Date
Hits	1	SEMO	2/26/21
Runs	1	SEMO	2/26/21
Doubles	1	at Louisiana Tech	3/12/21
Triples	--	--	--
Home Runs	1	SEMO	2/26/21
RBI	2	SEMO	2/26/21
Walks	--	--	--
Stolen Bases	--	--	--

CAREER HIGHS (AT ARKANSAS)

Category	High	Opponent (Last)	Date
Hits	1	SEMO	2/26/21
Runs	1	SEMO	2/26/21
Doubles	1	at Louisiana Tech	3/12/21
Triples	--	--	--
Home Runs	1	SEMO	2/26/21
RBI	2	SEMO	2/26/21
Walks	--	--	--
Stolen Bases	--	--	--



8 BRAYDON WEBB

SEASON HIGHS

Category	High	Opponent (Last)	Date
Hits	1	vs. #3 Texas Tech	2/20/21
Runs	--	--	--
Doubles	--	--	--
Triples	--	--	--
Home Runs	--	--	--
RBI	2	vs. #3 Texas Tech	2/20/21
Walks	1	4x (Murray State)	3/5/21
Stolen Bases	1	3x (Murray State)	3/5/21

CAREER HIGHS (AT ARKANSAS)

Category	High	Opponent (Last)	Date
Hits	3	vs. Baylor	3/01/20
Runs	3	vs. Eastern Illinois	2/16/20
Doubles	--	--	--
Triples	--	--	--
Home Runs	1	vs. Eastern Illinois	2/16/20
RBI	2	2x (vs. #3 Texas Tech)	2/20/21
Walks	2	3x (South Alabama)	3/7/20
Stolen Bases	2	South Alabama	3/7/20



16 ZAC WHITE

SEASON HIGHS

Category	High	Opponent (Last)	Date
Hits	1	SEMO	2/27/21
Runs	--	--	--
Doubles	--	--	--
Triples	--	--	--
Home Runs	--	--	--
RBI	--	--	--
Walks	--	--	--
Stolen Bases	--	--	--

CAREER HIGHS

Category	High	Opponent (Last)	Date
Hits	1	SEMO	2/27/21
Runs	--	--	--
Doubles	--	--	--
Triples	--	--	--
Home Runs	--	--	--
RBI	--	--	--
Walks	--	--	--
Stolen Bases	--	--	--




38 MARK ADAMIAK

SEASON HIGHS

Category	High	Opponent (Last)	Date
Innings	--	--	--
Longest Start	--	--	--
Shortest Start	--	--	--
Longest Relief	--	--	--
Hits	--	--	--
Runs	--	--	--
Earned Runs	--	--	--
Walks	--	--	--
Strikeouts	--	--	--

CAREER HIGHS

Category	High	Opponent (Last)	Date
Innings	1.1	South Alabama	3/6/20
Longest Start	--	--	--
Shortest Start	--	--	--
Longest Relief	1.1	South Alabama	3/6/20
Hits	2	South Alabama	3/6/20
Runs	1	South Alabama	3/6/20
Earned Runs	3	South Alabama	3/6/20
Walks	--	--	--
Strikeouts	1	South Alabama	3/6/20




27 BLAKE ADAMS

SEASON HIGHS

Category	High	Opponent (Last)	Date
Innings	2.1	Murray State	3/6/21
Longest Start	--	--	--
Shortest Start	--	--	--
Longest Relief	--	--	--
Hits	3	Murray State	3/6/21
Runs	1	Murray State	3/6/21
Earned Runs	1	Murray State	3/6/21
Walks	0	2x (at Louisiana Tech)	3/14/21
Strikeouts	2	2x (at Louisiana Tech)	3/14/21

CAREER HIGHS

Category	High	Opponent (Last)	Date
Innings	3.0	Eastern Illinois	2/16/20
Longest Start	3.0	Eastern Illinois	2/16/20
Shortest Start	3.0	Eastern Illinois	2/16/20
Longest Relief	--	--	--
Hits	6	Eastern Illinois	2/16/20
Runs	3	Gonzaga	2/23/20
Earned Runs	3	Gonzaga	2/23/20
Walks	3	Illinois State	3/3/20
Strikeouts	2	4x (at Louisiana Tech)	3/14/21



31 CALEB BOLDEN

SEASON HIGHS

Category	High	Opponent (Last)	Date
Innings	4.0	vs. #9 Texas	2/21/21
Longest Start	1.2	Murray State	3/6/21
Shortest Start	0.1	SEMO	2/25/21
Longest Relief	4.0	vs. #9 Texas	2/21/21
Hits	4	Murray State	3/6/21
Runs	4	Murray State	3/6/21
Earned Runs	3	SEMO	2/25/21
Walks	2	SEMO	2/25/21
Strikeouts	7	vs. #9 Texas	2/21/21

CAREER HIGHS

Category	High	Opponent (Last)	Date
Innings	7.0	ULM	4/4/18
Longest Start	7.0	ULM	4/4/18
Shortest Start	0.1	SEMO	2/25/21
Longest Relief	4.0	2x (vs. #9 Texas)	2/21/21
Hits	7	2x (ULM)	4/4/18
Runs	4	Murray State	3/6/21
Earned Runs	3	4x (SEMO)	2/25/21
Walks	3	2x (South Alabama)	3/7/20
Strikeouts	7	vs. #9 Texas	2/21/21



59 ISSAC BRACKEN

SEASON HIGHS

Category	High	Opponent (Last)	Date
Innings	--	--	--
Longest Start	--	--	--
Shortest Start	--	--	--
Longest Relief	--	--	--
Hits	--	--	--
Runs	--	--	--
Earned Runs	--	--	--
Walks	--	--	--
Strikeouts	--	--	--

CAREER HIGHS (AT ARKANSAS)

Category	High	Opponent (Last)	Date
Innings	--	--	--
Longest Start	--	--	--
Shortest Start	--	--	--
Longest Relief	--	--	--
Hits	--	--	--
Runs	--	--	--
Earned Runs	--	--	--
Walks	--	--	--
Strikeouts	--	--	--



21 JACOB BURTON



35 RYAN COSTEIU

SEASON HIGHS

Category	High	Opponent (Last)	Date
Innings	--	--	--
Longest Start	--	--	--
Shortest Start	--	--	--
Longest Relief	--	--	--
Hits	--	--	--
Runs	--	--	--
Earned Runs	--	--	--
Walks	--	--	--
Strikeouts	--	--	--

SEASON HIGHS

Category	High	Opponent (Last)	Date
Innings	1.2	Oklahoma	3/16/21
Longest Start	--	--	--
Shortest Start	--	--	--
Longest Relief	1.2	Oklahoma	3/16/21
Hits	2	2x (Oklahoma)	3/16/21
Runs	2	2x (at Louisiana Tech)	3/12/21
Earned Runs	2	2x (at Louisiana Tech)	3/12/21
Walks	2	2x (Murray State)	3/5/21
Strikeouts	2	2x (Oklahoma)	3/16/21

CAREER HIGHS

Category	High	Opponent (Last)	Date
Innings	2.0	2x (vs. Texas)	2/29/20
Longest Start	--	--	--
Shortest Start	--	--	--
Longest Relief	2.0	2x (vs. Texas)	2/29/20
Hits	3	Eastern Illinois	2/16/19
Runs	3	Eastern Illinois	2/16/19
Earned Runs	3	Eastern Illinois	2/16/19
Walks	2	2x (vs. Texas)	2/19/20
Strikeouts	3	vs. Texas	2/29/20

CAREER HIGHS (AT ARKANSAS)

Category	High	Opponent (Last)	Date
Innings	1.2	Oklahoma	3/16/21
Longest Start	--	--	--
Shortest Start	--	--	--
Longest Relief	1.2	Oklahoma	3/16/21
Hits	2	2x (Oklahoma)	3/16/21
Runs	2	2x (at Louisiana Tech)	3/12/21
Earned Runs	2	2x (at Louisiana Tech)	3/12/21
Walks	2	2x (Murray State)	3/5/21
Strikeouts	2	2x (Oklahoma)	3/16/21



46 TYLER CACCIATORI



58 EVAN GRAY

SEASON HIGHS

Category	High	Opponent (Last)	Date
Innings	--	--	--
Longest Start	--	--	--
Shortest Start	--	--	--
Longest Relief	--	--	--
Hits	--	--	--
Runs	--	--	--
Earned Runs	--	--	--
Walks	--	--	--
Strikeouts	--	--	--

SEASON HIGHS

Category	High	Opponent (Last)	Date
Innings	1.0	2x (Murray State)	3/7/21
Longest Start	--	--	--
Shortest Start	--	--	--
Longest Relief	1.0	2x (Murray State)	3/7/21
Hits	2	Oklahoma	3/16/21
Runs	1	Oklahoma	3/16/21
Earned Runs	1	Oklahoma	3/16/21
Walks	1	Murray State	3/7/21
Strikeouts	2	Murray State	3/7/21

CAREER HIGHS

Category	High	Opponent (Last)	Date
Innings	--	--	--
Longest Start	--	--	--
Shortest Start	--	--	--
Longest Relief	--	--	--
Hits	--	--	--
Runs	--	--	--
Earned Runs	--	--	--
Walks	--	--	--
Strikeouts	--	--	--

CAREER HIGHS

Category	High	Opponent (Last)	Date
Innings	1.0	2x (Murray State)	3/7/21
Longest Start	--	--	--
Shortest Start	--	--	--
Longest Relief	1.0	2x (Murray State)	3/7/21
Hits	2	Oklahoma	3/16/21
Runs	1	Oklahoma	3/16/21
Earned Runs	1	Oklahoma	3/16/21
Walks	1	Murray State	3/7/21
Strikeouts	2	Murray State	3/7/21



34 NICK GRIFFIN

SEASON HIGHS

Category	High	Opponent (Last)	Date
Innings	--	--	--
Longest Start	--	--	--
Shortest Start	--	--	--
Longest Relief	--	--	--
Hits	--	--	--
Runs	--	--	--
Earned Runs	--	--	--
Walks	--	--	--
Strikeouts	--	--	--

CAREER HIGHS

Category	High	Opponent (Last)	Date
Innings	--	--	--
Longest Start	--	--	--
Shortest Start	--	--	--
Longest Relief	--	--	--
Hits	--	--	--
Runs	--	--	--
Earned Runs	--	--	--
Walks	--	--	--
Strikeouts	--	--	--



18 LAEL LOCKHART

SEASON HIGHS

Category	High	Opponent (Last)	Date
Innings	5.0	2x (at Louisiana Tech)	3/14/21
Longest Start	5.0	2x (at Louisiana Tech)	3/14/21
Shortest Start	3.2	SEMO	2/28/21
Longest Relief	--	--	--
Hits	5	Murray State	3/7/21
Runs	3	SEMO	2/28/21
Earned Runs	3	SEMO	2/28/21
Walks	3	SEMO	2/28/21
Strikeouts	8	vs. #10 TCU	2/22/21

CAREER HIGHS (AT ARKANSAS)

Category	High	Opponent (Last)	Date
Innings	5.0	2x (at Louisiana Tech)	3/14/21
Longest Start	5.0	2x (at Louisiana Tech)	3/14/21
Shortest Start	3.2	SEMO	2/28/21
Longest Relief	--	--	--
Hits	5	Murray State	3/7/21
Runs	3	SEMO	2/28/21
Earned Runs	3	SEMO	2/28/21
Walks	3	SEMO	2/28/21
Strikeouts	8	vs. #10 TCU	2/22/21




45 KEVIN KOPPS

SEASON HIGHS

Category	High	Opponent (Last)	Date
Innings	2.0	2x (at Louisiana Tech)	3/12/21
Longest Start	--	--	--
Shortest Start	--	--	--
Longest Relief	2.0	2x (at Louisiana Tech)	3/12/21
Hits	2	2x (at Louisiana Tech)	3/12/21
Runs	1	2x (SEMO)	2/28/21
Earned Runs	1	2x (SEMO)	2/28/21
Walks	2	vs. #10 TCU	2/22/21
Strikeouts	5	vs. #10 TCU	2/22/21

CAREER HIGHS

Category	High	Opponent (Last)	Date
Innings	5.2	Georgia	4/15/17
Longest Start	3.1	2x (Bryant)	2/26/17
Shortest Start	2.0	2x (Missouri State)	6/4/17
Longest Relief	5.2	Georgia	4/15/17
Hits	5	4x (Illinois State)	3/3/20
Runs	4	#14 Ole Miss	6/9/19
Earned Runs	4	#14 Ole Miss	6/9/19
Walks	3	2x (at Missouri)	3/26/17
Strikeouts	5	3x (vs. #10 TCU)	2/22/21



50 MATTHEW MAGRE

SEASON HIGHS


Category	High	Opponent (Last)	Date
Innings	0.2	SEMO	2/27/21
Longest Start	--	--	--
Shortest Start	--	--	--
Longest Relief	0.2	SEMO	2/27/21
Hits	0	SEMO	2/27/21
Runs	0	SEMO	2/27/21
Earned Runs	0	SEMO	2/27/21
Walks	1	SEMO	2/27/21
Strikeouts	1	SEMO	2/27/21

CAREER HIGHS

Category	High	Opponent (Last)	Date
Innings	0.2	SEMO	2/27/21
Longest Start	--	--	--
Shortest Start	--	--	--
Longest Relief	0.2	SEMO	2/27/21
Hits	0	SEMO	2/27/21
Runs	0	SEMO	2/27/21
Earned Runs	0	SEMO	2/27/21
Walks	1	SEMO	2/27/21
Strikeouts	1	SEMO	2/27/21



41 WILL McENTIRE



32 ZACK MORRIS

SEASON HIGHS

Category	High	Opponent (Last)	Date
Innings	--	--	--
Longest Start	--	--	--
Shortest Start	--	--	--
Longest Relief	--	--	--
Hits	--	--	--
Runs	--	--	--
Earned Runs	--	--	--
Walks	--	--	--
Strikeouts	--	--	--

SEASON HIGHS

Category	High	Opponent (Last)	Date
Innings	1.0	Murray State	3/7/21
Longest Start	--	--	--
Shortest Start	--	--	--
Longest Relief	1.0	Murray State	3/7/21
Hits	1	3x (Oklahoma)	3/16/21
Runs	2	Oklahoma	3/16/21
Earned Runs	2	Oklahoma	3/16/21
Walks	1	Oklahoma	3/16/21
Strikeouts	2	SEMO	2/27/21

CAREER HIGHS

Category	High	Opponent (Last)	Date
Innings	6.0	Grand Canyon	3/10/20
Longest Start	6.0	Grand Canyon	3/10/20
Shortest Start	6.0	Grand Canyon	3/10/20
Longest Relief	2.0	South Alabama	3/7/20
Hits	7	Grand Canyon	3/10/20
Runs	1	Grand Canyon	3/10/20
Earned Runs	1	Grand Canyon	3/10/20
Walks	--	--	--
Strikeouts	4	South Alabama	3/7/20

CAREER HIGHS

Category	High	Opponent (Last)	Date
Innings	2.0	Gonzaga	2/23/20
Longest Start	--	--	--
Shortest Start	--	--	--
Longest Relief	2.1	Grand Canyon	3/11/20
Hits	2	Gonzaga	2/23/20
Runs	2	Oklahoma	3/16/21
Earned Runs	2	Oklahoma	3/16/21
Walks	1	Oklahoma	3/16/21
Strikeouts	2	SEMO	2/27/21



37 CADEN MONKE



13 CONNOR NOLAND

SEASON HIGHS

Category	High	Opponent (Last)	Date
Innings	3.0	SEMO	2/25/21
Longest Start	--	--	--
Shortest Start	--	--	--
Longest Relief	3.0	SEMO	2/25/21
Hits	3	SEMO	2/25/21
Runs	2	2x (SEMO)	2/25/21
Earned Runs	2	2x (SEMO)	2/25/21
Walks	2	2x (Murray State)	3/6/21
Strikeouts	3	SEMO	2/25/21

SEASON HIGHS

Category	High	Opponent (Last)	Date
Innings	4.2	SEMO	2/26/21
Longest Start	--	--	--
Shortest Start	--	--	--
Longest Relief	4.2	SEMO	2/26/21
Hits	2	2x (Murray State)	3/5/21
Runs	3	Murray State	3/5/21
Earned Runs	3	Murray State	3/5/21
Walks	1	Murray State	3/5/21
Strikeouts	5	SEMO	2/26/21

CAREER HIGHS

Category	High	Opponent (Last)	Date
Innings	3.0	SEMO	2/25/21
Longest Start	--	--	--
Shortest Start	--	--	--
Longest Relief	3.0	SEMO	2/25/21
Hits	5	Stony Brook	3/1/19
Runs	3	2x (Stony Brook)	3/1/19
Earned Runs	3	2x (Stony Brook)	3/1/19
Walks	3	at #9 Texas	3/20/19
Strikeouts	3	4x (SEMO)	2/25/21

CAREER HIGHS

Category	High	Opponent (Last)	Date
Innings	7.2	#2 Mississippi State	4/20/19
Longest Start	7.2	#2 Mississippi State	4/20/19
Shortest Start	0.0	at #6 Vanderbilt	4/13/19
Longest Relief	4.2	SEMO	2/26/21
Hits	7	#21 Ole Miss	3/30/19
Runs	5	at #6 Vanderbilt	4/13/19
Earned Runs	5	at #6 Vanderbilt	4/13/19
Walks	3	Gonzaga	2/21/20
Strikeouts	11	Eastern Illinois	2/14/20



36 PEYTON PALLETTE

SEASON HIGHS

Category	High	Opponent (Last)	Date
Innings	5.0	SEMO	2/27/21
Longest Start	5.0	SEMO	2/27/21
Shortest Start	4.0	2x (at Louisiana Tech)	3/12/21
Longest Relief	--	--	--
Hits	4	Murray State	3/5/21
Runs	2	2x (at Louisiana Tech)	3/12/21
Earned Runs	2	2x (at Louisiana Tech)	3/12/21
Walks	3	Murray State	3/5/21
Strikeouts	10	Murray State	3/5/21

CAREER HIGHS

Category	High	Opponent (Last)	Date
Innings	5.0	SEMO	2/27/21
Longest Start	5.0	SEMO	2/27/21
Shortest Start	4.0	2x (at Louisiana Tech)	3/12/21
Longest Relief	3.0	Eastern Illinois	2/15/20
Hits	4	Murray State	3/5/21
Runs	2	2x (at Louisiana Tech)	3/12/21
Earned Runs	2	2x (at Louisiana Tech)	3/12/21
Walks	3	Murray State	3/5/21
Strikeouts	10	Murray State	3/5/21



43 MILLER PLEIMANN

SEASON HIGHS

Category	High	Opponent (Last)	Date
Innings	--	--	--
Longest Start	--	--	--
Shortest Start	--	--	--
Longest Relief	--	--	--
Hits	--	--	--
Runs	--	--	--
Earned Runs	--	--	--
Walks	--	--	--
Strikeouts	--	--	--

CAREER HIGHS

Category	High	Opponent (Last)	Date
Innings	--	--	--
Longest Start	--	--	--
Shortest Start	--	--	--
Longest Relief	--	--	--
Hits	--	--	--
Runs	--	--	--
Earned Runs	--	--	--
Walks	--	--	--
Strikeouts	--	--	--



28 KOLE RAMAGE

SEASON HIGHS

Category	High	Opponent (Last)	Date
Innings	1.1	SEMO	2/27/21
Longest Start	--	--	--
Shortest Start	--	--	--
Longest Relief	1.1	SEMO	2/27/21
Hits	4	Oklahoma	3/16/21
Runs	4	Oklahoma	3/16/21
Earned Runs	4	Oklahoma	3/16/21
Walks	1	3x (Oklahoma)	3/16/21
Strikeouts	1	3x (Oklahoma)	3/16/21

CAREER HIGHS

Category	High	Opponent (Last)	Date
Innings	5.0	2x (vs. Baylor)	3/1/20
Longest Start	5.0	2x (vs. Baylor)	3/1/20
Shortest Start	1.2	#4 Kentucky	3/17/18
Longest Relief	4.2	at #15 Auburn	4/5/19
Hits	7	at #6 Vanderbilt	4/13/19
Runs	7	at #6 Vanderbilt	4/13/19
Earned Runs	7	at #6 Vanderbilt	4/13/19
Walks	6	#14 Ole Miss	6/9/19
Strikeouts	7	Grambling State	4/30/19



57 NATHAN RINTZ

SEASON HIGHS

Category	High	Opponent (Last)	Date
Innings	--	--	--
Longest Start	--	--	--
Shortest Start	--	--	--
Longest Relief	--	--	--
Hits	--	--	--
Runs	--	--	--
Earned Runs	--	--	--
Walks	--	--	--
Strikeouts	--	--	--

CAREER HIGHS

Category	High	Opponent (Last)	Date
Innings	--	--	--
Longest Start	--	--	--
Shortest Start	--	--	--
Longest Relief	--	--	--
Hits	--	--	--
Runs	--	--	--
Earned Runs	--	--	--
Walks	--	--	--
Strikeouts	--	--	--



40 COREY SPAIN

SEASON HIGHS

Category	High	Opponent (Last)	Date
Innings	--	--	--
Longest Start	--	--	--
Shortest Start	--	--	--
Longest Relief	--	--	--
Hits	--	--	--
Runs	--	--	--
Earned Runs	--	--	--
Walks	--	--	--
Strikeouts	--	--	--

CAREER HIGHS

Category	High	Opponent (Last)	Date
Innings	--	--	--
Longest Start	--	--	--
Shortest Start	--	--	--
Longest Relief	--	--	--
Hits	--	--	--
Runs	--	--	--
Earned Runs	--	--	--
Walks	--	--	--
Strikeouts	--	--	--



52 LOUIS STALLONE

SEASON HIGHS

Category	High	Opponent (Last)	Date
Innings	--	--	--
Longest Start	--	--	--
Shortest Start	--	--	--
Longest Relief	--	--	--
Hits	--	--	--
Runs	--	--	--
Earned Runs	--	--	--
Walks	--	--	--
Strikeouts	--	--	--

CAREER HIGHS

Category	High	Opponent (Last)	Date
Innings	--	--	--
Longest Start	--	--	--
Shortest Start	--	--	--
Longest Relief	--	--	--
Hits	--	--	--
Runs	--	--	--
Earned Runs	--	--	--
Walks	--	--	--
Strikeouts	--	--	--



55 GABRIEL STARKS

SEASON HIGHS

Category	High	Opponent (Last)	Date
Innings	1.0	SEMO	2/27/21
Longest Start	--	--	--
Shortest Start	--	--	--
Longest Relief	1.0	SEMO	2/27/21
Hits	1	SEMO	2/27/21
Runs	1	SEMO	2/27/21
Earned Runs	1	SEMO	2/27/21
Walks	0	SEMO	2/27/21
Strikeouts	1	SEMO	2/27/21

CAREER HIGHS

Category	High	Opponent (Last)	Date
Innings	1.0	SEMO	2/27/21
Longest Start	--	--	--
Shortest Start	--	--	--
Longest Relief	1.0	SEMO	2/27/21
Hits	1	SEMO	2/27/21
Runs	1	SEMO	2/27/21
Earned Runs	1	SEMO	2/27/21
Walks	0	SEMO	2/27/21
Strikeouts	1	SEMO	2/27/21



58 EVAN TAYLOR

SEASON HIGHS

Category	High	Opponent (Last)	Date
Innings	0.2	vs. #10 TCU	2/22/21
Longest Start	--	--	--
Shortest Start	--	--	--
Longest Relief	0.2	vs. #10 TCU	2/22/21
Hits	0	3x (Oklahoma)	3/16/21
Runs	0	3x (Oklahoma)	3/16/21
Earned Runs	0	3x (Oklahoma)	3/16/21
Walks	2	SEMO	2/26/21
Strikeouts	1	Oklahoma	3/16/21

CAREER HIGHS

Category	High	Opponent (Last)	Date
Innings	2.0	Western Illinois	3/13/19
Longest Start	--	--	--
Shortest Start	--	--	--
Longest Relief	2.0	Western Illinois	3/13/19
Hits	2	at #9 Texas	3/20/19
Runs	3	at Alabama	3/22/19
Earned Runs	3	at Alabama	3/22/19
Walks	2	4x (SEMO)	2/26/21
Strikeouts	4	Western Illinois	3/13/19

**48 HESTON TOLE****SEASON HIGHS**

Category	High	Opponent (Last)	Date
Innings	--	--	--
Longest Start	--	--	--
Shortest Start	--	--	--
Longest Relief	--	--	--
Hits	--	--	--
Runs	--	--	--
Earned Runs	--	--	--
Walks	--	--	--
Strikeouts	--	--	--

CAREER HIGHS

Category	High	Opponent (Last)	Date
Innings	--	--	--
Longest Start	--	--	--
Shortest Start	--	--	--
Longest Relief	--	--	--
Hits	--	--	--
Runs	--	--	--
Earned Runs	--	--	--
Walks	--	--	--
Strikeouts	--	--	--

**88 ZEBULON VERMILLION****SEASON HIGHS**

Category	High	Opponent (Last)	Date
Innings	8.0	at Louisiana Tech	3/13/21
Longest Start	8.0	at Louisiana Tech	3/13/21
Shortest Start	3.0	SEMO	2/26/21
Longest Relief	2.1	Murray State	3/6/21
Hits	3	vs. #3 Texas Tech	2/20/21
Runs	2	2x (SEMO)	2/26/21
Earned Runs	2	2x (SEMO)	2/26/21
Walks	4	SEMO	2/26/21
Strikeouts	4	vs. #3 Texas Tech	2/20/21

CAREER HIGHS

Category	High	Opponent (Last)	Date
Innings	8.0	at Louisiana Tech	3/13/21
Longest Start	8.0	at Louisiana Tech	3/13/21
Shortest Start	3.0	SEMO	2/26/21
Longest Relief	3.0	3x (South Alabama)	3/8/20
Hits	4	Ole Miss	3/31/19
Runs	3	Ole Miss	3/31/19
Earned Runs	3	Ole Miss	3/31/19
Walks	4	SEMO	2/26/21
Strikeouts	6	South Alabama	3/8/20

**20 ELIJAH TREST****SEASON HIGHS**

Category	High	Opponent (Last)	Date
Innings	3.0	vs. #3 Texas Tech	2/20/21
Longest Start	--	--	--
Shortest Start	--	--	--
Longest Relief	3.0	vs. #3 Texas Tech	2/20/21
Hits	2	2x (Murray State)	3/6/21
Runs	1	3x (Oklahoma)	3/16/21
Earned Runs	1	2x (Murray State)	3/6/21
Walks	1	3x (Oklahoma)	3/16/21
Strikeouts	4	vs. #3 Texas Tech	2/20/21

CAREER HIGHS

Category	High	Opponent (Last)	Date
Innings	3.0	3x (vs. #3 Texas Tech)	2/20/21
Longest Start	--	--	--
Shortest Start	--	--	--
Longest Relief	3.0	3x (vs. #3 Texas Tech)	2/20/21
Hits	2	6x (Murray State)	3/6/21
Runs	3	3x (#15 LSU)	5/10/19
Earned Runs	3	3x (#15 LSU)	5/10/19
Walks	3	Oral Roberts	4/9/19
Strikeouts	4	2x (vs. #3 Texas Tech)	2/20/21

**33 PATRICK WICKLANDER****SEASON HIGHS**

Category	High	Opponent (Last)	Date
Innings	4.0	SEMO	2/25/21
Longest Start	1.2	Oklahoma	3/16/21
Shortest Start	1.2	Oklahoma	3/16/21
Longest Relief	4.0	SEMO	2/25/21
Hits	6	at Louisiana Tech	3/12/21
Runs	3	at Louisiana Tech	3/12/21
Earned Runs	3	at Louisiana Tech	3/12/21
Walks	3	Oklahoma	3/16/21
Strikeouts	4	SEMO	2/25/21

CAREER HIGHS

Category	High	Opponent (Last)	Date
Innings	6.0	Gonzaga	2/22/20
Longest Start	6.0	Gonzaga	2/22/20
Shortest Start	1.0	vs. Texas	2/29/20
Longest Relief	4.0	vs. SEMO	2/25/21
Hits	5	vs. Texas	2/29/20
Runs	7	South Alabama	3/6/20
Earned Runs	7	South Alabama	3/6/20
Walks	5	South Alabama	3/6/20
Strikeouts	7	2x (Gonzaga)	2/22/20



22 JAXON WIGGINS

SEASON HIGHS

Category	High	Opponent (Last)	Date
Innings	1.0	4x (at Louisiana Tech)	3/12/21
Longest Start	--	--	--
Shortest Start	--	--	--
Longest Relief	1.0	4x (at Louisiana Tech)	3/12/21
Hits	0	5x (Oklahoma)	3/16/21
Runs	0	5x (Oklahoma)	3/16/21
Earned Runs	0	5x (Oklahoma)	3/16/21
Walks	1	2x (Oklahoma)	3/16/21
Strikeouts	3	vs. #10 TCU	2/22/21

CAREER HIGHS

Category	High	Opponent (Last)	Date
Innings	1.0	4x (at Louisiana Tech)	3/12/21
Longest Start	--	--	--
Shortest Start	--	--	--
Longest Relief	1.0	4x (at Louisiana Tech)	3/12/21
Hits	0	4x (at Louisiana Tech)	3/12/21
Runs	0	4x (at Louisiana Tech)	3/12/21
Earned Runs	0	4x (at Louisiana Tech)	3/12/21
Walks	1	at Louisiana Tech	3/12/21
Strikeouts	3	vs. #10 TCU	2/22/21



29 NATE WOHLGEMUTH

SEASON HIGHS

Category	High	Opponent (Last)	Date
Innings	0.1	SEMO	2/27/21
Longest Start	--	--	--
Shortest Start	--	--	--
Longest Relief	0.1	SEMO	2/27/21
Hits	1	SEMO	2/27/21
Runs	1	SEMO	2/27/21
Earned Runs	1	SEMO	2/27/21
Walks	2	2x (Murray State)	3/7/21
Strikeouts	0	2x (Murray State)	3/7/21

CAREER HIGHS

Category	High	Opponent (Last)	Date
Innings	0.1	SEMO	2/27/21
Longest Start	--	--	--
Shortest Start	--	--	--
Longest Relief	0.1	SEMO	2/27/21
Hits	1	SEMO	2/27/21
Runs	1	SEMO	2/27/21
Earned Runs	1	SEMO	2/27/21
Walks	2	2x (Murray State)	3/7/21
Strikeouts	0	2x (Murray State)	3/7/21



Record: 12-2 Home: 7-1 Away: 2-1 Neutral: 3-0 Conference: 0-0

Player	avg	gp-gs	ab	r	h	2b	3b	hr	rbi	tb	slg%	bb	hp	so	gdp	ob%	sf	sh	sb-att	po	a	e	fld%
Zac White	.500	2-0	2	0	1	0	0	0	0	1	.500	0	0	1	0	.500	0	0	0-0	0	0	0	.000
Charlie Welch	.400	4-1	5	1	2	1	0	1	2	6	1.200	0	1	1	0	.500	0	0	0-0	1	0	0	1.000
Brady Slavens	.340	14-14	53	14	18	3	1	5	19	38	.717	4	3	19	0	.410	1	1	2-2	84	8	1	.989
Casey Opitz	.333	13-12	45	9	15	5	1	0	3	22	.489	5	0	7	0	.400	0	0	3-3	123	12	2	.985
Robert Moore	.310	14-14	58	13	18	1	0	4	11	31	.534	8	0	12	1	.388	1	0	5-5	22	34	2	.966
Jalen Battles	.286	14-14	49	11	14	5	0	1	12	22	.449	8	0	16	0	.379	1	0	2-3	17	38	4	.932
Zack Gregory	.278	12-6	18	5	5	0	0	1	3	8	.444	6	4	10	0	.517	1	1	0-0	12	0	0	1.000
Christian Franklin	.255	14-14	55	13	14	1	1	3	11	26	.473	8	3	18	0	.379	0	0	4-5	30	0	0	1.000
Matt Goodheart	.250	9-9	32	7	8	1	0	2	5	15	.469	6	2	6	0	.400	0	0	1-1	0	0	0	.000
Ethan Bates	.250	3-1	4	0	1	0	0	0	1	1	.250	1	0	1	0	.400	0	0	0-0	0	0	0	.000
Cayden Wallace	.245	13-13	49	13	12	4	0	4	7	28	.571	7	1	11	0	.345	1	0	0-0	18	0	0	1.000
Cullen Smith	.244	14-14	41	9	10	2	0	1	8	15	.366	11	3	13	0	.421	2	0	2-4	20	18	0	1.000
Dylan Leach	.143	4-2	7	2	1	0	0	0	0	1	.143	1	1	1	0	.333	0	0	0-0	20	2	0	1.000
Jacob Nesbit	.091	7-4	11	3	1	0	0	1	3	4	.364	3	0	8	0	.286	0	0	0-0	0	5	0	1.000
Braydon Webb	.042	11-8	24	0	1	0	0	0	2	1	.042	4	4	10	0	.281	0	0	3-3	11	0	0	1.000
Totals	.267	14	453	100	121	23	3	23	87	219	.483	72	22	134	1	.388	7	2	22-26	369	125	9	.982
Opponents	.213	14	447	55	95	10	2	7	52	130	.291	64	13	147	6	.327	2	2	15-21	349	87	9	.980

LOB - Team (107), Opp (104). DPs turned - Team (13), Opp (4). IBB - Team (0), Opp (1). Picked off - Battles 1, Smith 1, Opitz 1, Wallace 1.

(All games Sorted by Earned run avg)

Player	era	w-l	app	gs	cg	sho	sv	ip	h	r	er	bb	so	2b	3b	hr	b/avg	wp	hp	bk	sfa	sha
Jaxon Wiggins	0.00	1-0	5	0	0	0/0	2	4.2	0	0	0	2	10	0	0	0	.000	1	0	0	0	0
Evan Taylor	0.00	0-0	3	0	0	0/0	0	1.1	0	0	0	2	1	0	0	0	.000	2	0	0	0	0
Matthew Magre	0.00	0-0	1	0	0	0/0	0	0.2	0	0	0	1	1	0	0	0	.000	0	0	0	0	0
Kevin Kopps	1.86	3-0	8	0	0	0/1	1	9.2	7	2	2	5	18	1	0	1	.194	3	0	0	0	0
Peyton Palette	2.08	1-0	4	4	0	0/1	0	17.1	10	4	4	7	31	1	0	0	.159	0	4	0	0	0
Blake Adams	2.08	1-0	2	0	0	0/0	0	4.1	4	1	1	0	4	0	0	0	.286	0	0	0	0	0
Elijah Trest	2.45	1-0	4	0	0	0/0	0	7.1	5	3	2	3	7	1	0	1	.200	1	2	1	1	0
Zebulon Vermillion	2.60	1-0	4	3	0	0/0	1	17.1	10	5	5	9	8	1	0	0	.164	0	1	0	0	0
Lael Lockhart	3.00	1-1	4	4	0	0/1	0	18.0	14	6	6	7	22	0	0	0	.215	1	3	0	0	1
Patrick Wicklander	3.00	0-0	4	1	0	0/0	0	9.0	12	3	3	4	8	2	1	0	.333	1	0	0	0	0
Evan Gray	3.86	0-0	3	0	0	0/1	0	2.1	3	1	1	1	4	0	0	0	.300	5	0	0	0	0
Caleb Bolden	5.14	0-0	4	2	0	0/1	1	7.0	5	7	4	4	10	3	0	1	.185	1	2	0	0	0
Connor Noland	5.40	1-0	2	0	0	0/0	0	5.0	4	4	3	1	5	0	0	1	.222	0	0	0	0	0
Ryan Costeiu	6.00	1-0	7	0	0	0/1	0	6.0	4	4	4	6	7	0	1	0	.211	1	0	0	0	0
Caden Monke	7.20	1-0	6	0	0	0/1	0	5.0	6	4	4	4	4	0	0	0	.286	0	0	1	0	0
Zack Morris	8.10	0-0	5	0	0	0/1	0	3.1	3	3	3	1	3	0	0	1	.250	0	0	0	1	0
Gabriel Starks	9.00	0-0	1	0	0	0/0	0	1.0	1	1	1	0	1	0	0	0	.250	0	0	0	0	0
Kole Ramage	16.20	0-1	4	0	0	0/0	0	3.1	6	6	6	3	3	1	0	2	.429	0	1	0	0	1
Nate Wohlgemuth	27.00	0-0	2	0	0	0/1	0	0.1	1	1	1	4	0	0	0	0	.333	1	0	0	0	0
Totals	3.66	12-2	14	14	0	2/2	5	123.0	95	55	50	64	147	10	2	7	.213	17	13	2	2	2
Opponents	7.50	2-12	14	14	1	1/0	1	116.1	121	100	97	72	134	23	3	23	.267	21	22	2	7	2

PB - Team (1), Leach 1, Opp (3). Pickoffs - Team (1), Opitz 1, Opp (4). SBA/ATT - Opitz (9-13), Lockhart (7-8), Leach (5-6), Wicklander (2-3), Costeiu (0-2), Trest (1-2), Adams (1-2), Noland (1-1), Welch (1-1), Starks (1-1), Ramage (1-1), Vermillion (1-1).



||| GAMES SUMMARY

Score by innings	1	2	3	4	5	6	7	8	9	EX	Total
Arkansas	9	8	10	20	4	18	4	14	10	3	100
Opponents	3	5	9	6	16	5	7	3	1	0	55

Record when ...

Overall	12-2	After 6 leading	6-0
Conference	0-0 trailing	5-2
Non-Conference	12-2 tied	0-0
Home games	7-1	After 7 leading	6-0
Away games	2-1 trailing	5-2
Neutral site	3-0 tied	0-0
Day games	8-2	After 8 leading	8-0
Night games	4-0 trailing	2-2
vs Left starter	6-1 tied	1-0
vs Right starter	6-1		
1-Run games	2-0	Hit 0 home runs	2-1
2-Run games	1-1	... 1 home run	4-0
5+Run games	5-0	... 2+ home runs	6-1
Extra innings	2-0		
Shutouts	2-1	Opponent 0 home runs	7-1
	 1 home run	4-1
Scoring 0-2 runs	0-1 2+ HRs	1-0
..... 3-5 runs	2-1		
..... 6-9 runs	7-0	Made 0 errors	7-1
..... 10+ runs	3-0 1 error	3-0
	 2+ errors	2-1
Opponent 0-2 runs	4-1		
..... 3-5 runs	4-0	Opp. made 0 errors	7-0
..... 6-9 runs	4-1 1 error	4-1
..... 10+ runs	0-0 2+ errors	1-1
Scored in 1st inning	3-1	Out-hit opponent	8-0
Opp. scored in 1st	1-0	Out-hit by opponent	2-2
Scores first	7-1	Hits are tied	2-0
Opp. scores first	5-1		

Record when team scores:

Runs	0	1	2	3	4	5	6	7	8	9	10+
W-L	0-1	0-0	0-0	0-0	2-0	0-1	2-0	2-0	1-0	2-0	3-0

Record when opponent scores:

Runs	0	1	2	3	4	5	6	7	8	9	10+
W-L	2-0	2-0	0-1	2-0	1-0	1-0	2-0	1-0	0-1	1-0	0-0

Record when leading after:

Inn.	1	2	3	4	5	6	7	8
W-L	3-1	4-1	5-0	8-0	5-0	6-0	6-0	8-0

Record when trailing after:

Inn.	1	2	3	4	5	6	7	8
W-L	1-0	3-0	3-1	2-1	5-2	5-2	5-2	2-2

Record when tied after:

Inn.	1	2	3	4	5	6	7	8
W-L	8-1	5-1	4-1	2-1	1-0	0-0	0-0	1-0

Current losing streak: 2

Longest winning streak: 12

Longest losing streak: 2

Home attendance : 35261 (8 dates avg = 4407)

Away attendance : 51154 (6 dates avg = 8525)

Total attendance: 86415 (14 dates avg = 6172)



Multiple Hit Games	2	3	4	5+	Total
Brady Slavens	5	1	-	-	6
Robert Moore	3	2	-	-	5
Casey Opitz	4	-	-	-	4
Jalen Battles	3	1	-	-	4
Cayden Wallace	2	1	-	-	3
Christian Franklin	1	1	1	-	3
Cullen Smith	1	-	-	-	1
Matt Goodheart	1	-	-	-	1
TEAM	20	6	1	0	27

Multiple RBI Games	2	3	4	5+	Total
Brady Slavens	2	1	2	-	5
Jalen Battles	3	1	-	-	4
Robert Moore	2	-	1	-	3
Christian Franklin	1	1	1	-	3
Matt Goodheart	2	-	-	-	2
Cayden Wallace	2	-	-	-	2
Braydon Webb	1	-	-	-	1
Casey Opitz	1	-	-	-	1
Jacob Nesbit	-	1	-	-	1
Cullen Smith	-	1	-	-	1
Charlie Welch	1	-	-	-	1
TEAM	15	5	4	0	24

Hitting Streaks	Longest	Current
Casey Opitz	11	-
Robert Moore	9	1
Brady Slavens	7	1
Cullen Smith	7	-
Matt Goodheart	6	-
Christian Franklin	5	-
Jalen Battles	4	-
Cayden Wallace	3	1
Jacob Nesbit	1	-
Ethan Bates	1	-
Charlie Welch	1	1
Zack Gregory	1	1
Dylan Leach	1	-
Braydon Webb	1	-
Zac White	1	1

Reached Base Streaks	Longest	Current
Casey Opitz	11	-
Cullen Smith	10	-
Robert Moore	9	1
Matt Goodheart	9	9
Cayden Wallace	7	1
Jalen Battles	7	-
Brady Slavens	7	1
Zack Gregory	6	1
Braydon Webb	6	-
Christian Franklin	6	-
Jacob Nesbit	4	-
Dylan Leach	3	-
Zac White	1	1
Ethan Bates	1	-
Charlie Welch	1	1



**Starting Lineup By Position
(Team W-L record when starter)**

PITCHER:		
Peyton Palette	4	(4-0)
Lael Lockhart	4	(3-1)
Zebulon Vermillion	3	(3-0)
Caleb Bolden	2	(2-0)
Patrick Wicklander	1	(0-1)
CATCHER:		
Casey Opitz	12	(10-2)
Dylan Leach	2	(2-0)
FIRST BASE:		
Brady Slavens	10	(8-2)
Cullen Smith	4	(4-0)
SECOND BASE:		
Robert Moore	14	(12-2)
THIRD BASE:		
Cullen Smith	10	(8-2)
Jacob Nesbit	4	(4-0)
SHORTSTOP:		
Jalen Battles	14	(12-2)
LEFT FIELD:		
Braydon Webb	7	(6-1)
Zack Gregory	6	(5-1)
Ethan Bates	1	(1-0)
CENTER FIELD:		
Christian Franklin	14	(12-2)
RIGHT FIELD:		
Cayden Wallace	13	(11-2)
Brady Slavens	1	(1-0)
DESIGNATED HITTER:		
Matt Goodheart	9	(7-2)
Brady Slavens	3	(3-0)
Braydon Webb	1	(1-0)
Charlie Welch	1	(1-0)

**Starting Lineup By Lineup Spot
(Team W-L record when starter)**

LEADOFF:		
Robert Moore	14	(12-2)
2ND SPOT:		
Christian Franklin	14	(12-2)
3RD SPOT:		
Matt Goodheart	9	(7-2)
Cullen Smith	5	(5-0)
CLEANUP:		
Cayden Wallace	9	(7-2)
Braydon Webb	4	(4-0)
Brady Slavens	1	(1-0)
5TH SPOT:		
Brady Slavens	13	(11-2)
Cullen Smith	1	(1-0)
6TH SPOT:		
Casey Opitz	10	(8-2)
Cullen Smith	2	(2-0)
Charlie Welch	1	(1-0)
Jalen Battles	1	(1-0)
7TH SPOT:		
Cullen Smith	6	(4-2)
Cayden Wallace	4	(4-0)
Casey Opitz	2	(2-0)
Zack Gregory	1	(1-0)
Braydon Webb	1	(1-0)
8TH SPOT:		
Jalen Battles	8	(6-2)
Jacob Nesbit	4	(4-0)
Zack Gregory	1	(1-0)
Ethan Bates	1	(1-0)
9TH SPOT:		
Jalen Battles	5	(5-0)
Zack Gregory	4	(3-1)
Braydon Webb	3	(2-1)
Dylan Leach	2	(2-0)



STARTERS SUMMARY

Player	GS	Position											Batting Order								
		p	c	1b	2b	3b	ss	lf	cf	rf	of	dh	1st	2nd	3rd	4th	5th	6th	7th	8th	9th
Jalen Battles	14	14	1	.	8	5
Brady Slavens	14	.	.	10	1	.	3	.	.	.	1	13
Robert Moore	14	.	.	.	14	14
Christian Franklin	14	14	14
Cullen Smith	14	.	.	4	.	10	5	.	1	2	6	.	.
Cayden Wallace	13	13	9	.	.	4	.	.
Casey Opitz	12	.	12	10	2	.	.
Matt Goodheart	9	9	.	.	9
Braydon Webb	8	7	.	.	.	1	.	.	.	4	.	.	1	.	3
Zack Gregory	6	6	1	1	4
Lael Lockhart	4	4
Jacob Nesbit	4	4	4	.
Peyton Palette	4	4
Zebulon Vermillio	3	3
Caleb Bolden	2	2
Dylan Leach	2	.	2	2
Ethan Bates	1	1	1	.
Charlie Welch	1	1	1	.	.	.
Patrick Wicklander	1	1



INDIVIDUAL GAME-BY-GAME

#27 Blake Adams - 2 appearances (All games)

Date	Opponent	GS	IP	H	R	ER	BB	SO	2B	3B	HR	WP	BK	HBP	IBB	Score	W-L	Sv	ERA	NP
Mar 06	MURRAY STATE		2.1	3	1	1	0	2	0	0	0	0	0	0	0	11-6	1-0	0	3.86	28
Mar 14	at Louisiana Tech		2.0	1	0	0	0	2	0	0	0	0	0	0	0	0-2	1-0	0	2.08	26
Totals		0	4.1	4	1	1	0	4	0	0	0	0	0	0	0	11-8	1-0	0	2.08	-

#26 Ethan Bates - 3 games (All games)

Date	Opponent	Pos	AB	R	H	RBI	2B	3B	HR	BB	SB	CS	HBP	SAC	SF	GDP	K	PO	A	E	Avg	
Feb 27	SE MISSOURI ST	ph/3	1	0	0	0	0	0	0	0	0	0	0	0	0	0	0	0	0	0	0	.000
Feb 28	SE MISSOURI ST	*of	2	0	1	1	0	0	0	0	1	0	0	0	0	0	0	0	0	0	0	.333
Mar 16	OKLAHOMA	ph	1	0	0	0	0	0	0	0	0	0	0	0	0	0	1	0	0	0	0	.250
Totals		1gs	4	0	1	1	0	0	0	1	0	0	0	0	0	0	1	0	0	0	0	.250

On base pct. .400 • Slugging pct. .250

#4 Jalen Battles - 14 games (All games)

Date	Opponent	Pos	AB	R	H	RBI	2B	3B	HR	BB	SB	CS	HBP	SAC	SF	GDP	K	PO	A	E	Avg	
Feb 20	vs Texas Tech	*ss	5	2	3	3	1	0	0	0	0	0	0	0	0	0	2	3	3	1	0	.600
Feb 21	vs Texas	*ss	4	0	1	0	0	0	0	0	0	0	0	0	0	0	0	1	2	0	0	.444
Feb 22	vs TCU	*ss	4	1	1	0	0	0	0	0	0	0	0	0	0	0	3	0	2	0	0	.385
Feb 25	SE MISSOURI ST	*ss	5	1	2	2	0	0	0	0	0	0	0	0	0	0	2	1	4	0	0	.389
Feb 26	SE MISSOURI ST	*ss	4	0	0	0	0	0	0	0	0	0	0	0	0	0	1	1	5	0	0	.318
Feb 27	SE MISSOURI ST	*ss	4	1	2	1	2	0	0	1	0	0	0	0	0	0	1	1	2	0	0	.346
Feb 28	SE MISSOURI ST	*ss	3	0	2	2	1	0	0	0	1	0	0	0	0	0	0	0	2	0	0	.379
Mar 05	MURRAY STATE	*ss	4	1	1	0	0	0	0	0	0	0	0	0	0	0	2	0	0	1	0	.364
Mar 06	MURRAY STATE	*ss	3	1	0	1	0	0	0	1	1	0	0	0	0	0	0	3	3	0	0	.333
Mar 07	MURRAY STATE	*ss	2	1	0	1	0	0	0	1	0	0	0	0	1	0	0	2	2	0	0	.316
Mar 12	at Louisiana Tech	*ss	2	2	1	2	0	0	1	3	0	1	0	0	0	0	1	1	2	1	0	.325
Mar 13	at Louisiana Tech	*ss	3	1	1	0	1	0	0	2	0	0	0	0	0	0	1	2	5	0	0	.326
Mar 14	at Louisiana Tech	*ss	3	0	0	0	0	0	0	0	0	0	0	0	0	0	0	1	1	4	0	.304
Mar 16	OKLAHOMA	*ss	3	0	0	0	0	0	0	0	0	0	0	0	0	0	2	1	2	1	0	.286
Totals		14gs	49	11	14	12	5	0	1	8	2	1	0	0	1	0	16	17	38	4	0	.286

On base pct. .379 • Slugging pct. .449

#31 Caleb Bolden - 1 game (All games)

Date	Opponent	Pos	AB	R	H	RBI	2B	3B	HR	BB	SB	CS	HBP	SAC	SF	GDP	K	PO	A	E	Avg	
Mar 14	at Louisiana Tech	p	0	0	0	0	0	0	0	0	0	0	0	0	0	0	0	1	0	0	0	.000
Totals		0gs	0	0	0	0	0	0	0	0	0	0	0	0	0	0	0	1	0	0	0	.000

On base pct. .000 • Slugging pct. .000

#31 Caleb Bolden - 4 appearances (All games)

Date	Opponent	GS	IP	H	R	ER	BB	SO	2B	3B	HR	WP	BK	HBP	IBB	Score	W-L	Sv	ERA	NP
Feb 21	vs Texas		4.0	0	0	0	1	7	0	0	0	0	0	1	0	4-0	0-0	1	0.00	56
Feb 25	SE MISSOURI ST	*	0.1	1	3	3	2	0	0	0	0	0	0	1	0	6-5	0-0	1	6.23	27
Mar 06	MURRAY STATE	*	1.2	4	4	1	1	3	3	0	1	1	0	0	0	11-6	0-0	1	6.00	44
Mar 14	at Louisiana Tech		1.0	0	0	0	0	0	0	0	0	0	0	0	0	0-2	0-0	1	5.14	11
Totals		2	7.0	5	7	4	4	10	3	0	1	1	0	2	0	21-13	0-0	1	5.14	-



#35 Ryan Costeiu - 7 appearances (All games)

Date	Opponent	GS	IP	H	R	ER	BB	SO	2B	3B	HR	WP	BK	HBP	IBB	Score	W-L	Sv	ERA	NP
Feb 20	vs Texas Tech		1.0	0	2	2	2	0	0	0	0	1	0	0	0	13-9	0-0	0	18.00	21
Feb 22	vs TCU		1.0	0	0	0	0	2	0	0	0	0	0	0	0	4-1	1-0	0	9.00	17
Feb 25	SE MISSOURI ST		0.2	0	0	0	0	1	0	0	0	0	0	0	0	6-5	1-0	0	6.75	6
Mar 05	MURRAY STATE		0.1	0	0	0	2	1	0	0	0	0	0	0	0	7-6	1-0	0	6.00	14
Mar 07	MURRAY STATE		1.0	0	0	0	1	0	0	0	0	0	0	0	0	6-0	1-0	0	4.50	12
Mar 12	at Louisiana Tech		0.1	2	2	2	0	1	0	1	0	0	0	0	0	9-7	1-0	0	8.31	6
Mar 16	OKLAHOMA		1.2	2	0	0	1	2	0	0	0	0	0	0	0	5-8	1-0	0	6.00	36
Totals		0	6.0	4	4	4	6	7	0	1	0	1	0	0	0	50-36	1-0	0	6.00	-

#25 Christian Franklin - 14 games (All games)

Date	Opponent	Pos	AB	R	H	RBI	2B	3B	HR	BB	SB	CS	HBP	SAC	SF	GDP	K	PO	A	E	Avg
Feb 20	vs Texas Tech	*of	5	0	0	0	0	0	0	1	0	0	0	0	0	0	4	5	0	0	.000
Feb 21	vs Texas	*of	3	1	1	0	0	0	0	1	0	0	0	0	0	0	0	3	0	0	.125
Feb 22	vs TCU	*of	4	1	1	1	0	1	0	0	0	0	0	0	0	0	1	1	0	0	.167
Feb 25	SE MISSOURI ST	*of	4	1	1	2	0	0	1	0	0	0	0	0	0	0	1	2	0	0	.188
Feb 26	SE MISSOURI ST	*of	4	1	1	1	0	0	1	0	0	0	0	0	0	0	1	0	0	0	.200
Feb 27	SE MISSOURI ST	*of	5	2	4	3	0	0	1	0	2	0	0	0	0	0	1	2	0	0	.320
Feb 28	SE MISSOURI ST	*of	4	1	0	0	0	0	0	0	0	0	0	0	0	0	1	1	0	0	.276
Mar 05	MURRAY STATE	*of	3	1	1	0	0	0	0	2	0	0	0	0	0	0	2	2	0	0	.281
Mar 06	MURRAY STATE	*of	4	1	3	4	1	0	0	1	0	1	0	0	0	0	1	1	0	0	.333
Mar 07	MURRAY STATE	*of	3	1	0	0	0	0	0	1	0	0	1	0	0	0	2	2	0	0	.308
Mar 12	at Louisiana Tech	*of	5	1	0	0	0	0	0	0	0	0	1	0	0	0	1	2	0	0	.273
Mar 13	at Louisiana Tech	*of	4	1	2	0	0	0	0	1	2	0	0	0	0	0	0	6	0	0	.292
Mar 14	at Louisiana Tech	*of	3	0	0	0	0	0	0	0	0	0	1	0	0	0	1	2	0	0	.275
Mar 16	OKLAHOMA	*of	4	1	0	0	0	0	0	0	0	0	0	0	0	0	2	1	0	0	.255
Totals		14gs	55	13	14	11	1	1	3	8	4	1	3	0	0	0	18	30	0	0	.255

On base pct. .379 • Slugging pct. .473

#10 Matt Goodheart - 9 games (All games)

Date	Opponent	Pos	AB	R	H	RBI	2B	3B	HR	BB	SB	CS	HBP	SAC	SF	GDP	K	PO	A	E	Avg
Feb 27	SE MISSOURI ST	*dh	3	1	1	1	0	0	0	2	1	0	0	0	0	0	1	0	0	0	.333
Feb 28	SE MISSOURI ST	*dh	3	1	2	2	0	0	1	0	0	0	0	0	0	0	0	0	0	0	.500
Mar 05	MURRAY STATE	*dh	5	1	1	0	0	0	0	0	0	0	0	0	0	0	0	0	0	0	.364
Mar 06	MURRAY STATE	*dh	5	0	1	0	0	0	0	0	0	0	0	0	0	0	1	0	0	0	.312
Mar 07	MURRAY STATE	*dh	3	1	1	0	0	0	0	1	0	0	0	0	0	0	1	0	0	0	.316
Mar 12	at Louisiana Tech	*dh	4	1	1	2	0	0	1	1	0	0	0	0	0	0	1	0	0	0	.304
Mar 13	at Louisiana Tech	*dh	3	1	0	0	0	0	0	1	0	0	1	0	0	0	1	0	0	0	.269
Mar 14	at Louisiana Tech	*dh	3	0	1	0	1	0	0	1	0	0	0	0	0	0	0	0	0	0	.276
Mar 16	OKLAHOMA	*dh	3	1	0	0	0	0	0	0	0	0	1	0	0	0	1	0	0	0	.250
Totals		9gs	32	7	8	5	1	0	2	6	1	0	2	0	0	0	6	0	0	0	.250

On base pct. .400 • Slugging pct. .469

#58 Evan Gray - 1 game (All games)

Date	Opponent	Pos	AB	R	H	RBI	2B	3B	HR	BB	SB	CS	HBP	SAC	SF	GDP	K	PO	A	E	Avg
Feb 25	SE MISSOURI ST	p	0	0	0	0	0	0	0	0	0	0	0	0	0	0	0	1	0	0	.000
Totals		0gs	0	0	0	0	0	0	0	0	0	0	0	0	0	0	0	1	0	0	.000

On base pct. .000 • Slugging pct. .000

#58 Evan Gray - 3 appearances (All games)

Date	Opponent	GS	IP	H	R	ER	BB	SO	2B	3B	HR	WP	BK	HBP	IBB	Score	W-L	Sv	ERA	NP
Feb 25	SE MISSOURI ST		1.0	1	0	0	0	1	0	0	0	0	0	0	0	6-5	0-0	0	0.00	11
Mar 07	MURRAY STATE		1.0	0	0	0	1	2	0	0	0	2	0	0	0	6-0	0-0	0	0.00	17
Mar 16	OKLAHOMA		0.1	2	1	1	0	1	0	0	0	3	0	0	0	5-8	0-0	0	3.86	19
Totals		0	2.1	3	1	1	1	4	0	0	0	5	0	0	0	17-13	0-0	0	3.86	-



INDIVIDUAL GAME-BY-GAME

#3 Zack Gregory - 12 games (All games)

Date	Opponent	Pos	AB	R	H	RBI	2B	3B	HR	BB	SB	CS	HBP	SAC	SF	GDP	K	PO	A	E	Avg
Feb 20	vs Texas Tech	ph/of	2	0	1	0	0	0	0	0	0	0	0	0	0	0	1	0	0	0	.500
Feb 22	vs TCU	ph/of	1	0	0	0	0	0	0	0	0	0	0	1	0	0	0	0	0	0	.333
Feb 25	SE MISSOURI ST	*of	3	1	1	0	0	0	0	0	0	0	2	0	0	0	2	2	0	0	.333
Feb 26	SE MISSOURI ST	pr	0	0	0	0	0	0	0	0	0	0	0	0	0	0	0	0	0	0	.333
Feb 27	SE MISSOURI ST	*of	2	0	0	0	0	0	0	1	0	0	0	0	0	0	2	0	0	0	.250
Mar 05	MURRAY STATE	ph/of	0	1	0	0	0	0	0	1	0	0	0	0	0	0	0	0	0	0	.250
Mar 06	MURRAY STATE	*of	1	2	1	1	0	0	1	1	0	0	1	0	0	0	0	1	0	0	.333
Mar 07	MURRAY STATE	*of	1	1	0	0	0	0	0	3	0	0	0	0	0	0	1	3	0	0	.300
Mar 12	at Louisiana Tech	ph/of	2	0	1	1	0	0	0	0	0	0	1	0	0	0	1	0	0	0	.333
Mar 13	at Louisiana Tech	*of	2	0	0	1	0	0	0	0	0	0	0	0	1	0	1	2	0	0	.286
Mar 14	at Louisiana Tech	pr	0	0	0	0	0	0	0	0	0	0	0	0	0	0	0	0	0	0	.286
Mar 16	OKLAHOMA	*of	4	0	1	0	0	0	0	0	0	0	0	0	0	0	2	4	0	0	.278
Totals		6gs	18	5	5	3	0	0	1	6	0	0	4	1	1	0	10	12	0	0	.278

On base pct. .517 • Slugging pct. .444

#45 Kevin Kopps - 2 games (All games)

Date	Opponent	Pos	AB	R	H	RBI	2B	3B	HR	BB	SB	CS	HBP	SAC	SF	GDP	K	PO	A	E	Avg
Feb 28	SE MISSOURI ST	p	0	0	0	0	0	0	0	0	0	0	0	0	0	0	0	1	0	0	.000
Mar 12	at Louisiana Tech	p	0	0	0	0	0	0	0	0	0	0	0	0	0	0	0	1	0	0	.000
Totals		0gs	0	0	0	0	0	0	0	0	0	0	0	0	0	0	0	2	0	0	.000

On base pct. .000 • Slugging pct. .000

#45 Kevin Kopps - 8 appearances (All games)

Date	Opponent	GS	IP	H	R	ER	BB	SO	2B	3B	HR	WP	BK	HBP	IBB	Score	W-L	Sv	ERA	NP
Feb 20	vs Texas Tech		1.0	2	1	1	1	2	0	0	0	1	0	0	0	13-9	0-0	0	9.00	19
Feb 22	vs TCU		2.0	0	0	0	2	5	0	0	0	0	0	0	0	4-1	0-0	1	3.00	43
Feb 26	SE MISSOURI ST		1.0	1	0	0	0	2	0	0	0	0	0	0	0	7-3	0-0	1	2.25	13
Feb 28	SE MISSOURI ST		1.1	1	1	1	0	1	0	0	1	0	0	0	0	11-4	1-0	1	3.38	15
Mar 05	MURRAY STATE		0.2	0	0	0	1	2	0	0	0	1	0	0	0	7-6	2-0	1	3.00	13
Mar 07	MURRAY STATE		1.0	0	0	0	0	3	0	0	0	0	0	0	0	6-0	2-0	1	2.57	11
Mar 12	at Louisiana Tech		2.0	2	0	0	1	2	1	0	0	0	0	0	1	9-7	3-0	1	2.00	39
Mar 16	OKLAHOMA		0.2	1	0	0	0	1	0	0	0	1	0	0	0	5-8	3-0	1	1.86	8
Totals		0	9.2	7	2	2	5	18	1	0	1	3	0	0	1	62-38	3-0	1	1.86	-

#15 Dylan Leach - 4 games (All games)

Date	Opponent	Pos	AB	R	H	RBI	2B	3B	HR	BB	SB	CS	HBP	SAC	SF	GDP	K	PO	A	E	Avg
Feb 26	SE MISSOURI ST	*c	3	1	1	0	0	0	0	0	0	0	0	0	0	0	0	6	0	0	.333
Feb 28	SE MISSOURI ST	pr/c	0	1	0	0	0	0	0	1	0	0	0	0	0	0	0	2	1	0	.333
Mar 07	MURRAY STATE	*c	3	0	0	0	0	0	0	0	0	0	1	0	0	0	1	11	1	0	.167
Mar 13	at Louisiana Tech	c	1	0	0	0	0	0	0	0	0	0	0	0	0	0	0	1	0	0	.143
Totals		2gs	7	2	1	0	0	0	0	1	0	0	1	0	0	0	1	20	2	0	.143

On base pct. .333 • Slugging pct. .143

#18 Lael Lockhart - 1 game (All games)

Date	Opponent	Pos	AB	R	H	RBI	2B	3B	HR	BB	SB	CS	HBP	SAC	SF	GDP	K	PO	A	E	Avg
Mar 14	at Louisiana Tech	*p	0	0	0	0	0	0	0	0	0	0	0	0	0	0	0	0	1	0	.000
Totals		1gs	0	0	0	0	0	0	0	0	0	0	0	0	0	0	0	0	1	0	.000

On base pct. .000 • Slugging pct. .000



#18 Lael Lockhart - 4 appearances (All games)

Date	Opponent	GS	IP	H	R	ER	BB	SO	2B	3B	HR	WP	BK	HBP	IBB	Score	W-L	Sv	ERA	NP
Feb 22	vs TCU	*	4.1	2	1	1	2	8	0	0	0	0	0	2	0	4-1	0-0	0	2.08	78
Feb 28	SE MISSOURI ST	*	3.2	3	3	3	3	5	0	0	0	1	0	0	0	11-4	0-0	0	4.50	77
Mar 07	MURRAY STATE	*	5.0	5	0	0	1	6	0	0	0	0	0	0	0	6-0	1-0	0	2.77	76
Mar 14	at Louisiana Tech	*	5.0	4	2	2	1	3	0	0	0	0	0	1	0	0-2	1-1	0	3.00	66
Totals		4	18.0	14	6	6	7	22	0	0	0	1	0	3	0	21-7	1-1	0	3.00	-

#50 Matthew Magre - 1 appearance (All games)

Date	Opponent	GS	IP	H	R	ER	BB	SO	2B	3B	HR	WP	BK	HBP	IBB	Score	W-L	Sv	ERA	NP
Feb 27	SE MISSOURI ST		0.2	0	0	0	1	1	0	0	0	0	0	0	0	9-3	0-0	0	0.00	10
Totals		0	0.2	0	0	0	1	1	0	0	0	0	0	0	0	9-3	0-0	0	0.00	-

#37 Caden Monke - 1 game (All games)

Date	Opponent	Pos	AB	R	H	RBI	2B	3B	HR	BB	SB	CS	HBP	SAC	SF	GDP	K	PO	A	E	Avg
Feb 25	SE MISSOURI ST	p	0	0	0	0	0	0	0	0	0	0	0	0	0	0	0	1	0	0	.000
Totals		ogs	0	0	0	0	0	0	0	0	0	0	0	0	0	0	0	1	0	0	.000

On base pct. .000 • Slugging pct. .000

#37 Caden Monke - 6 appearances (All games)

Date	Opponent	GS	IP	H	R	ER	BB	SO	2B	3B	HR	WP	BK	HBP	IBB	Score	W-L	Sv	ERA	NP
Feb 20	vs Texas Tech		0.0	2	2	2	0	0	0	0	0	0	0	0	0	13-9	0-0	0	999.0	9
Feb 21	vs Texas		0.2	1	0	0	0	0	0	0	0	0	0	0	0	4-0	1-0	0	27.00	11
Feb 25	SE MISSOURI ST		3.0	3	2	2	0	3	0	0	0	0	1	0	0	6-5	1-0	0	9.82	40
Feb 28	SE MISSOURI ST		0.0	0	0	0	2	0	0	0	0	0	0	0	0	11-4	1-0	0	9.82	13
Mar 06	MURRAY STATE		1.0	0	0	0	2	1	0	0	0	0	0	0	0	11-6	1-0	0	7.71	19
Mar 16	OKLAHOMA		0.1	0	0	0	0	0	0	0	0	0	0	0	0	5-8	1-0	0	7.20	3
Totals		0	5.0	6	4	4	4	4	0	0	0	0	1	0	0	50-32	1-0	0	7.20	-

#1 Robert Moore - 14 games (All games)

Date	Opponent	Pos	AB	R	H	RBI	2B	3B	HR	BB	SB	CS	HBP	SAC	SF	GDP	K	PO	A	E	Avg
Feb 20	vs Texas Tech	*2b	3	1	2	1	0	0	0	2	2	0	0	0	1	0	0	1	4	0	.667
Feb 21	vs Texas	*2b	4	0	0	0	0	0	0	0	0	0	0	0	0	0	1	1	3	0	.286
Feb 22	vs TCU	*2b	5	0	0	0	0	0	0	0	0	0	0	0	0	0	3	1	2	0	.167
Feb 25	SE MISSOURI ST	*2b	5	0	1	0	0	0	0	0	0	0	0	0	0	0	2	2	2	0	.176
Feb 26	SE MISSOURI ST	*2b	4	2	2	2	0	0	1	0	0	0	0	0	0	0	1	0	2	0	.238
Feb 27	SE MISSOURI ST	*2b	4	3	2	1	0	0	0	1	1	0	0	0	0	0	0	3	5	1	.280
Feb 28	SE MISSOURI ST	*2b	3	1	1	0	1	0	0	1	0	0	0	0	0	0	1	1	1	0	.286
Mar 05	MURRAY STATE	*2b	4	3	3	4	0	0	2	1	1	0	0	0	0	0	0	1	1	0	.344
Mar 06	MURRAY STATE	*2b	4	1	1	0	0	0	0	1	1	0	0	0	0	0	0	3	0	1	.333
Mar 07	MURRAY STATE	*2b	4	1	3	0	0	0	0	1	0	0	0	0	0	0	1	2	3	0	.375
Mar 12	at Louisiana Tech	*2b	6	0	1	2	0	0	0	0	0	0	0	0	0	0	0	2	4	0	.348
Mar 13	at Louisiana Tech	*2b	5	0	1	0	0	0	0	0	0	0	0	0	0	0	1	1	2	0	.333
Mar 14	at Louisiana Tech	*2b	4	0	0	0	0	0	0	0	0	0	0	0	0	1	2	3	3	0	.309
Mar 16	OKLAHOMA	*2b	3	1	1	1	0	0	1	1	0	0	0	0	0	0	0	1	2	0	.310
Totals		14gs	58	13	18	11	1	0	4	8	5	0	0	0	1	1	12	22	34	2	.310

On base pct. .388 • Slugging pct. .534



INDIVIDUAL GAME-BY-GAME

#32 Zack Morris - 5 appearances (All games)

Date	Opponent	GS	IP	H	R	ER	BB	SO	2B	3B	HR	WP	BK	HBP	IBB	Score	W-L	Sv	ERA	NP
Feb 27	SE MISSOURI ST		0.2	0	0	0	0	2	0	0	0	0	0	0	0	9-3	0-0	0	0.00	9
Mar 05	MURRAY STATE		0.2	1	1	1	0	1	0	0	1	0	0	0	0	7-6	0-0	0	6.75	17
Mar 07	MURRAY STATE		1.0	1	0	0	0	0	0	0	0	0	0	0	0	6-0	0-0	0	3.86	6
Mar 12	at Louisiana Tech		0.2	0	0	0	0	0	0	0	0	0	0	0	0	9-7	0-0	0	3.00	4
Mar 16	OKLAHOMA		0.1	1	2	2	1	0	0	0	0	0	0	0	0	5-8	0-0	0	8.10	11
Totals		0	3.1	3	3	3	1	3	0	0	1	0	0	0	0	36-24	0-0	0	8.10	-

#5 Jacob Nesbit - 7 games (All games)

Date	Opponent	Pos	AB	R	H	RBI	2B	3B	HR	BB	SB	CS	HBP	SAC	SF	GDP	K	PO	A	E	Avg
Feb 20	vs Texas Tech	*3b	2	1	0	0	0	0	0	1	0	0	0	0	0	0	2	0	0	0	.000
Feb 21	vs Texas	*3b	3	0	0	0	0	0	0	1	0	0	0	0	0	0	2	0	0	0	.000
Feb 22	vs TCU	*3b	1	0	0	0	0	0	0	1	0	0	0	0	0	0	1	0	1	0	.000
Feb 26	SE MISSOURI ST	pr/3b	0	0	0	0	0	0	0	0	0	0	0	0	0	0	0	0	1	0	.000
Mar 07	MURRAY STATE	*3b	4	1	1	3	0	0	1	0	0	0	0	0	0	0	2	0	2	0	.100
Mar 12	at Louisiana Tech	pr/3b	0	1	0	0	0	0	0	0	0	0	0	0	0	0	0	0	1	0	.100
Mar 13	at Louisiana Tech	ph/3	1	0	0	0	0	0	0	0	0	0	0	0	0	0	1	0	0	0	.091
Totals		4gs	11	3	1	3	0	0	1	3	0	0	0	0	0	0	8	0	5	0	.091

On base pct. .286 • Slugging pct. .364

#13 Connor Noland - 1 game (All games)

Date	Opponent	Pos	AB	R	H	RBI	2B	3B	HR	BB	SB	CS	HBP	SAC	SF	GDP	K	PO	A	E	Avg
Feb 26	SE MISSOURI ST	p	0	0	0	0	0	0	0	0	0	0	0	0	0	0	0	2	1	0	.000
Totals		0gs	0	0	0	0	0	0	0	0	0	0	0	0	0	0	0	2	1	0	.000

On base pct. .000 • Slugging pct. .000

#13 Connor Noland - 2 appearances (All games)

Date	Opponent	GS	IP	H	R	ER	BB	SO	2B	3B	HR	WP	BK	HBP	IBB	Score	W-L	Sv	ERA	NP
Feb 26	SE MISSOURI ST		4.2	2	1	0	0	5	0	0	0	0	0	0	0	7-3	1-0	0	0.00	55
Mar 05	MURRAY STATE		0.1	2	3	3	1	0	0	0	1	0	0	0	0	7-6	1-0	0	5.40	9
Totals		0	5.0	4	4	3	1	5	0	0	1	0	0	0	0	14-9	1-0	0	5.40	-

#12 Casey Opitz - 13 games (All games)

Date	Opponent	Pos	AB	R	H	RBI	2B	3B	HR	BB	SB	CS	HBP	SAC	SF	GDP	K	PO	A	E	Avg
Feb 20	vs Texas Tech	*c	2	3	1	0	0	0	0	3	0	0	0	0	0	0	0	9	1	1	.500
Feb 21	vs Texas	*c	3	0	1	0	0	0	0	1	0	0	0	0	0	0	1	15	0	0	.400
Feb 22	vs TCU	*c	4	1	1	1	1	0	0	0	0	0	0	0	0	0	1	18	0	0	.333
Feb 25	SE MISSOURI ST	*c	5	1	2	0	1	0	0	0	0	0	0	0	0	0	0	9	4	0	.357
Feb 26	SE MISSOURI ST	c	0	0	0	0	0	0	0	0	0	0	0	0	0	0	0	2	0	0	.357
Feb 27	SE MISSOURI ST	*c	5	0	2	0	0	0	0	0	0	0	0	0	0	0	0	11	1	0	.368
Feb 28	SE MISSOURI ST	*c	2	1	1	0	1	0	0	0	0	0	0	0	0	0	0	4	0	0	.381
Mar 05	MURRAY STATE	*c	4	0	2	2	1	1	0	0	0	0	0	0	0	0	0	17	2	0	.400
Mar 06	MURRAY STATE	*c	4	1	1	0	0	0	0	1	0	0	0	0	0	0	1	10	1	0	.379
Mar 12	at Louisiana Tech	*c	5	0	1	0	0	0	0	0	1	0	0	0	0	0	1	12	1	0	.353
Mar 13	at Louisiana Tech	*c	4	2	2	0	1	0	0	0	1	0	0	0	0	0	1	2	0	0	.368
Mar 14	at Louisiana Tech	*c	3	0	1	0	0	0	0	0	1	0	0	0	0	0	1	5	0	0	.366
Mar 16	OKLAHOMA	*c	4	0	0	0	0	0	0	0	0	0	0	0	0	0	1	9	2	1	.333
Totals		12gs	45	9	15	3	5	1	0	5	3	0	0	0	0	0	7	123	12	2	.333

On base pct. .400 • Slugging pct. .489



#36 Peyton Palette - 2 games (All games)

Date	Opponent	Pos	AB	R	H	RBI	2B	3B	HR	BB	SB	CS	HBP	SAC	SF	GDP	K	PO	A	E	Avg
Feb 27	SE MISSOURI ST	*p	0	0	0	0	0	0	0	0	0	0	0	0	0	0	0	1	1	0	.000
Mar 05	MURRAY STATE	*p	0	0	0	0	0	0	0	0	0	0	0	0	0	0	0	0	1	0	.000
Totals		2gs	0	0	0	0	0	0	0	0	0	0	0	0	0	0	0	1	2	0	.000

On base pct. .000 • Slugging pct. .000

#36 Peyton Palette - 4 appearances (All games)

Date	Opponent	GS	IP	H	R	ER	BB	SO	2B	3B	HR	WP	BK	HBP	IBB	Score	W-L	Sv	ERA	NP
Feb 21	vs Texas	*	4.1	1	0	0	1	8	0	0	0	0	0	2	0	4-0	0-0	0	0.00	72
Feb 27	SE MISSOURI ST	*	5.0	3	0	0	1	8	0	0	0	0	0	0	0	9-3	1-0	0	0.00	65
Mar 05	MURRAY STATE	*	4.0	4	2	2	3	10	1	0	0	0	0	0	0	7-6	1-0	0	1.35	88
Mar 12	at Louisiana Tech	*	4.0	2	2	2	2	5	0	0	0	0	2	0	9-7	1-0	0	2.08	73	
Totals		4	17.1	10	4	4	7	31	1	0	0	0	4	0	29-16	1-0	0	2.08	-	

#28 Kole Ramage - 1 game (All games)

Date	Opponent	Pos	AB	R	H	RBI	2B	3B	HR	BB	SB	CS	HBP	SAC	SF	GDP	K	PO	A	E	Avg
Mar 13	at Louisiana Tech	p	0	0	0	0	0	0	0	0	0	0	0	0	0	0	0	1	0	0	.000
Totals		0gs	0	0	0	0	0	0	0	0	0	0	0	0	0	0	0	1	0	0	.000

On base pct. .000 • Slugging pct. .000

#28 Kole Ramage - 4 appearances (All games)

Date	Opponent	GS	IP	H	R	ER	BB	SO	2B	3B	HR	WP	BK	HBP	IBB	Score	W-L	Sv	ERA	NP
Feb 20	vs Texas Tech		0.0	0	1	1	1	0	0	0	0	0	0	1	0	13-9	0-0	0	999.0	15
Feb 27	SE MISSOURI ST		1.1	1	1	1	1	1	0	0	1	0	0	0	0	9-3	0-0	0	13.50	24
Mar 17	at Louisiana Tech		1.0	1	0	0	0	1	0	0	0	0	0	0	0	8-1	0-0	0	7.71	15
Mar 16	OKLAHOMA		1.0	4	4	4	1	1	1	0	1	0	0	0	0	5-8	0-1	0	16.20	26
Totals		0	3.1	6	6	6	3	3	1	0	2	0	0	1	0	35-21	0-1	0	16.20	-

#17 Brady Slavens - 14 games (All games)

Date	Opponent	Pos	AB	R	H	RBI	2B	3B	HR	BB	SB	CS	HBP	SAC	SF	GDP	K	PO	A	E	Avg	
Feb 20	vs Texas Tech	*dh	5	2	1	0	0	0	0	0	0	0	1	0	0	0	3	0	0	0	.200	
Feb 21	vs Texas	*dh	4	1	2	4	0	0	1	0	0	0	0	0	0	0	1	0	0	0	.333	
Feb 22	vs TCU	*dh	3	1	2	0	0	0	0	0	0	0	1	0	0	0	0	0	0	0	.417	
Feb 25	SE MISSOURI ST	*1b	5	1	1	1	0	0	1	0	0	0	0	0	0	0	3	10	2	0	.353	
Feb 26	SE MISSOURI ST	*1b	4	1	1	0	0	1	0	0	0	0	0	0	0	0	1	13	1	0	.333	
Feb 27	SE MISSOURI ST	*1b	5	0	1	1	0	0	0	0	0	0	0	0	0	0	2	8	0	0	.308	
Feb 28	SE MISSOURI ST	*1b	2	3	2	2	1	0	1	1	1	0	0	0	0	0	0	6	1	0	.357	
Mar 05	MURRAY STATE	*1b	4	0	0	0	0	0	0	0	0	0	0	0	0	0	3	4	0	0	.312	
Mar 06	MURRAY STATE	*1b	4	3	2	2	0	0	1	1	0	0	0	0	0	0	0	5	1	0	.333	
Mar 07	MURRAY STATE	*of	2	0	0	1	0	0	0	1	0	0	0	0	1	0	1	2	0	0	.316	
Mar 12	at Louisiana Tech	*1b	3	1	1	1	0	0	0	1	1	0	0	1	0	0	2	9	1	1	.317	
Mar 13	at Louisiana Tech	*1b	4	0	2	3	2	0	0	0	0	0	1	0	0	0	0	1	8	1	0	.333
Mar 14	at Louisiana Tech	*1b	4	0	0	0	0	0	0	0	0	0	0	0	0	0	2	9	1	0	.306	
Mar 16	OKLAHOMA	*1b	4	1	3	4	0	0	1	0	0	0	0	0	0	0	0	10	0	0	.340	
Totals		14gs	53	14	18	19	3	1	5	4	2	0	3	1	1	0	19	84	8	1	.340	

On base pct. .410 • Slugging pct. .717



INDIVIDUAL GAME-BY-GAME

#14 Cullen Smith - 14 games (All games)

Date	Opponent	Pos	AB	R	H	RBI	2B	3B	HR	BB	SB	CS	HBP	SAC	SF	GDP	K	PO	A	E	Avg
Feb 20	vs Texas Tech	*1b	4	2	1	1	0	0	0	2	0	0	0	0	0	0	0	5	0	0	.250
Feb 21	vs Texas	*1b	3	2	1	0	0	0	0	0	0	0	1	0	0	0	1	4	0	0	.286
Feb 22	vs TCU	*1b	3	0	1	1	0	0	0	1	0	1	0	0	0	0	1	5	0	0	.300
Feb 25	SE MISSOURI ST	*3b	3	0	1	1	0	0	0	1	0	0	0	0	1	0	0	0	3	0	.308
Feb 26	SE MISSOURI ST	*3b	4	0	1	0	0	0	0	0	0	0	0	0	0	0	2	0	1	0	.294
Feb 27	SE MISSOURI ST	*3b	3	2	1	0	1	0	0	1	0	0	0	0	0	0	0	0	0	0	.300
Feb 28	SE MISSOURI ST	*3b	3	1	1	1	1	0	0	0	0	0	0	0	0	0	1	0	3	0	.304
Mar 05	MURRAY STATE	*3b	1	0	0	0	0	0	0	2	1	0	1	0	0	0	1	0	1	0	.292
Mar 06	MURRAY STATE	*3b	3	1	2	3	0	0	1	1	0	1	0	0	0	0	0	0	3	0	.333
Mar 07	MURRAY STATE	*1b	2	0	0	1	0	0	0	1	0	0	0	0	1	0	0	5	0	0	.310
Mar 12	at Louisiana Tech	*3b	4	0	0	0	0	0	0	0	0	0	0	0	0	0	4	0	1	0	.273
Mar 13	at Louisiana Tech	*3b	2	1	1	0	0	0	0	2	1	0	0	0	0	0	0	0	0	0	.286
Mar 14	at Louisiana Tech	*3b	2	0	0	0	0	0	0	0	0	0	1	0	0	0	1	1	4	0	.270
Mar 16	OKLAHOMA	*3b	4	0	0	0	0	0	0	0	0	0	0	0	0	0	2	0	2	0	.244
Totals		14gs	41	9	10	8	2	0	1	11	2	2	3	0	2	0	13	20	18	0	.244

On base pct. .421 • Slugging pct. .366

#55 Gabriel Starks - 1 appearance (All games)

Date	Opponent	GS	IP	H	R	ER	BB	SO	2B	3B	HR	WP	BK	HBP	IBB	Score	W-L	Sv	ERA	NP
Feb 27	SE MISSOURI ST		1.0	1	1	1	0	1	0	0	0	0	0	0	0	9-3	0-0	0	9.00	17
Totals		0	1.0	1	1	1	0	1	0	0	0	0	0	0	0	9-3	0-0	0	9.00	-

#39 Evan Taylor - 3 appearances (All games)

Date	Opponent	GS	IP	H	R	ER	BB	SO	2B	3B	HR	WP	BK	HBP	IBB	Score	W-L	Sv	ERA	NP
Feb 22	vs TCU		0.2	0	0	0	0	0	0	0	0	0	0	0	0	4-1	0-0	0	0.00	2
Feb 26	SE MISSOURI ST		0.1	0	0	0	2	0	0	0	0	2	0	0	0	7-3	0-0	0	0.00	16
Mar 16	OKLAHOMA		0.1	0	0	0	0	1	0	0	0	0	0	0	0	5-8	0-0	0	0.00	4
Totals		0	1.1	0	0	0	2	1	0	0	0	2	0	0	0	16-12	0-0	0	0.00	-

#20 Elijah Trest - 2 games (All games)

Date	Opponent	Pos	AB	R	H	RBI	2B	3B	HR	BB	SB	CS	HBP	SAC	SF	GDP	K	PO	A	E	Avg
Feb 20	vs Texas Tech	p	0	0	0	0	0	0	0	0	0	0	0	0	0	0	0	0	1	0	.000
Mar 06	MURRAY STATE	p	0	0	0	0	0	0	0	0	0	0	0	0	0	0	0	0	1	0	.000
Totals		0gs	0	0	0	0	0	0	0	0	0	0	0	0	0	0	0	0	2	0	.000

On base pct. .000 • Slugging pct. .000

#20 Elijah Trest - 4 appearances (All games)

Date	Opponent	GS	IP	H	R	ER	BB	SO	2B	3B	HR	WP	BK	HBP	IBB	Score	W-L	Sv	ERA	NP
Feb 20	vs Texas Tech		3.0	2	1	1	1	4	1	0	1	0	1	1	0	13-9	1-0	0	3.00	50
Mar 06	MURRAY STATE		1.2	2	1	1	1	1	0	0	0	1	0	0	0	11-6	1-0	0	3.86	29
Mar 12	at Louisiana Tech		0.2	1	0	0	0	0	0	0	0	0	0	0	0	9-7	1-0	0	3.38	11
Mar 16	OKLAHOMA		2.0	0	1	0	1	2	0	0	0	0	0	1	0	5-8	1-0	0	2.45	32
Totals		0	7.1	5	3	2	3	7	1	0	1	1	1	2	0	38-30	1-0	0	2.45	-

#88 Zebulon Vermillion - 2 games (All games)

Date	Opponent	Pos	AB	R	H	RBI	2B	3B	HR	BB	SB	CS	HBP	SAC	SF	GDP	K	PO	A	E	Avg
Feb 26	SE MISSOURI ST	*p	0	0	0	0	0	0	0	0	0	0	0	0	0	0	0	0	1	0	.000
Mar 13	at Louisiana Tech	*p	0	0	0	0	0	0	0	0	0	0	0	0	0	0	0	0	1	0	.000
Totals		2gs	0	0	0	0	0	0	0	0	0	0	0	0	0	0	0	0	2	0	.000

On base pct. .000 • Slugging pct. .000



#88 Zebulon Vermillion - 4 appearances (All games)

Date	Opponent	GS	IP	H	R	ER	BB	SO	2B	3B	HR	WP	BK	HBP	IBB	Score	W-L	Sv	ERA	NP	
Feb 20	vs Texas Tech	*	4.0	3	2	2	2	4	1	0	0	0	0	0	1	0	13-9	0-0	0	4.50	59
Feb 26	SE MISSOURI ST	*	3.0	2	2	2	4	1	0	0	0	0	0	0	0	0	7-3	0-0	0	5.14	61
Mar 06	MURRAY STATE	*	2.1	2	0	0	0	1	0	0	0	0	0	0	0	0	11-6	0-0	1	3.86	29
Mar 13	at Louisiana Tech	*	8.0	3	1	1	3	2	0	0	0	0	0	0	0	0	8-1	1-0	1	2.60	87
Totals			3	17.1	10	5	5	9	8	1	0	0	0	0	1	0	39-19	1-0	1	2.60	-

#7 Cayden Wallace - 13 games (All games)

Date	Opponent	Pos	AB	R	H	RBI	2B	3B	HR	BB	SB	CS	HBP	SAC	SF	GDP	K	PO	A	E	Avg	
Feb 20	vs Texas Tech	*of/3b	4	2	1	0	0	0	0	1	0	0	0	0	0	0	1	3	0	0	.250	
Feb 21	vs Texas	*of	3	0	0	0	0	0	0	1	0	0	0	0	0	0	1	1	0	0	.143	
Feb 22	vs TCU	*of/3b	3	0	0	0	0	0	0	1	0	0	0	0	0	0	1	1	0	0	.100	
Feb 25	SE MISSOURI ST	*of	3	1	0	0	0	0	0	2	0	0	0	0	0	0	1	1	0	0	.077	
Feb 26	SE MISSOURI ST	*of	4	1	1	2	0	0	1	0	0	0	0	0	0	0	1	1	0	0	.118	
Feb 27	SE MISSOURI ST	*of	5	0	1	0	1	0	0	0	0	0	0	0	0	0	1	0	0	0	.136	
Feb 28	SE MISSOURI ST	*of	3	2	2	1	1	0	1	0	0	0	0	0	0	0	0	0	0	0	.200	
Mar 05	MURRAY STATE	*of	4	0	0	1	0	0	0	0	0	0	0	0	1	0	1	2	0	0	.172	
Mar 06	MURRAY STATE	*of	5	1	1	0	1	0	0	0	0	0	0	0	0	0	1	2	0	0	.176	
Mar 12	at Louisiana Tech	*of	3	3	2	1	1	0	1	0	0	1	0	0	0	0	0	1	0	0	.216	
Mar 13	at Louisiana Tech	*of	4	2	3	2	0	0	1	1	0	0	0	0	0	0	0	4	0	0	.268	
Mar 14	at Louisiana Tech	*of	4	0	0	0	0	0	0	0	0	0	0	0	0	0	1	1	0	0	.244	
Mar 16	OKLAHOMA	*of	4	1	1	0	0	0	0	0	0	0	0	0	0	0	2	1	0	0	.245	
Totals			13gs	49	13	12	7	4	0	4	7	0	0	1	0	1	0	11	18	0	0	.245

On base pct. .345 • Slugging pct. .571

#8 Braydon Webb - 11 games (All games)

Date	Opponent	Pos	AB	R	H	RBI	2B	3B	HR	BB	SB	CS	HBP	SAC	SF	GDP	K	PO	A	E	Avg
Feb 20	vs Texas Tech	*of	5	0	1	2	0	0	0	1	1	0	0	0	0	0	1	1	0	0	.200
Feb 21	vs Texas	*of	3	0	0	0	0	0	0	1	0	0	0	0	0	0	2	2	0	0	.125
Feb 22	vs TCU	*of	2	0	0	0	0	0	0	1	0	0	1	0	0	0	2	1	0	0	.100
Feb 25	SE MISSOURI ST	*dh	4	0	0	0	0	0	0	0	0	0	1	0	0	0	2	0	0	0	.071
Feb 26	SE MISSOURI ST	*of/of	2	0	0	0	0	0	0	0	1	0	2	0	0	0	0	2	0	0	.062
Feb 27	SE MISSOURI ST	pr	0	0	0	0	0	0	0	0	0	0	0	0	0	0	0	0	0	0	.062
Mar 05	MURRAY STATE	*of	2	0	0	0	0	0	0	1	1	0	0	0	0	0	2	1	0	0	.056
Mar 06	MURRAY STATE	of	0	0	0	0	0	0	0	0	0	0	0	0	0	0	0	2	0	0	.056
Mar 12	at Louisiana Tech	*of	2	0	0	0	0	0	0	0	0	0	0	0	0	0	0	1	0	0	.050
Mar 13	at Louisiana Tech	ph/of	1	0	0	0	0	0	0	0	0	0	0	0	0	0	0	0	0	0	.048
Mar 14	at Louisiana Tech	*of	3	0	0	0	0	0	0	0	0	0	0	0	0	0	1	1	0	0	.042
Totals			8gs	24	0	1	2	0	0	4	3	0	4	0	0	0	10	11	0	0	.042

On base pct. .281 • Slugging pct. .042

#19 Charlie Welch - 4 games (All games)

Date	Opponent	Pos	AB	R	H	RBI	2B	3B	HR	BB	SB	CS	HBP	SAC	SF	GDP	K	PO	A	E	Avg
Feb 26	SE MISSOURI ST	*dh	3	1	1	2	0	0	1	0	0	0	1	0	0	0	0	0	0	0	.333
Feb 27	SE MISSOURI ST	c	0	0	0	0	0	0	0	0	0	0	0	0	0	0	0	1	0	0	.333
Mar 06	MURRAY STATE	ph	1	0	0	0	0	0	0	0	0	0	0	0	0	0	1	0	0	0	.250
Mar 12	at Louisiana Tech	ph	1	0	1	0	1	0	0	0	0	0	0	0	0	0	0	0	0	0	.400
Totals			1gs	5	1	2	2	1	0	1	0	0	1	0	0	0	1	1	0	0	.400

On base pct. .500 • Slugging pct. 1.200

#16 Zac White - 2 games (All games)

Date	Opponent	Pos	AB	R	H	RBI	2B	3B	HR	BB	SB	CS	HBP	SAC	SF	GDP	K	PO	A	E	Avg
Feb 26	SE MISSOURI ST	of	0	0	0	0	0	0	0	0	0	0	0	0	0	0	0	0	0	0	.000
Feb 27	SE MISSOURI ST	ph/of	2	0	1	0	0	0	0	0	0	0	0	0	0	0	1	0	0	0	.500
Totals			0gs	2	0	1	0	0	0	0	0	0	0	0	0	0	1	0	0	0	.500

On base pct. .500 • Slugging pct. .500



INDIVIDUAL GAME-BY-GAME

#33 Patrick Wicklander - 1 game (All games)

Date	Opponent	Pos	AB	R	H	RBI	2B	3B	HR	BB	SB	CS	HBP	SAC	SF	GDP	K	PO	A	E	Avg
Mar 12	at Louisiana Tech	p	0	0	0	0	0	0	0	0	0	0	0	0	0	0	0	1	0	0	.000
Totals		0gs	0	0	0	0	0	0	0	0	0	0	0	0	0	0	0	1	0	0	.000

On base pct. .000 • Slugging pct. .000

#33 Patrick Wicklander - 4 appearances (All games)

Date	Opponent	GS	IP	H	R	ER	BB	SO	2B	3B	HR	WP	BK	HBP	IBB	Score	W-L	Sv	ERA	NP
Feb 25	SE MISSOURI ST		4.0	4	0	0	1	3	0	1	0	0	0	0	0	6-5	0-0	0	0.00	58
Mar 05	MURRAY STATE		2.0	1	0	0	0	2	0	0	0	0	0	0	0	7-6	0-0	0	0.00	29
Mar 12	at Louisiana Tech		1.1	6	3	3	0	2	2	0	0	1	0	0	0	9-7	0-0	0	3.68	29
Mar 16	OKLAHOMA	*	1.2	1	0	0	3	1	0	0	0	0	0	0	0	5-8	0-0	0	3.00	46
Totals		1	9.0	12	3	3	4	8	2	1	0	1	0	0	0	27-26	0-0	0	3.00	-

#22 Jaxon Wiggins - 1 game (All games)

Date	Opponent	Pos	AB	R	H	RBI	2B	3B	HR	BB	SB	CS	HBP	SAC	SF	GDP	K	PO	A	E	Avg
Feb 25	SE MISSOURI ST	p	0	0	0	0	0	0	0	0	0	0	0	0	0	0	0	1	0	0	.000
Totals		0gs	0	0	0	0	0	0	0	0	0	0	0	0	0	0	0	1	0	0	.000

On base pct. .000 • Slugging pct. .000

#22 Jaxon Wiggins - 5 appearances (All games)

Date	Opponent	GS	IP	H	R	ER	BB	SO	2B	3B	HR	WP	BK	HBP	IBB	Score	W-L	Sv	ERA	NP
Feb 22	vs TCU		1.0	0	0	0	0	3	0	0	0	0	0	0	0	4-1	0-0	0	0.00	15
Feb 25	SE MISSOURI ST		1.0	0	0	0	0	2	0	0	0	0	0	0	0	6-5	1-0	0	0.00	13
Mar 05	MURRAY STATE		1.0	0	0	0	0	2	0	0	0	0	0	0	0	7-6	1-0	1	0.00	10
Mar 12	at Louisiana Tech		1.0	0	0	0	1	2	0	0	0	1	0	0	0	9-7	1-0	2	0.00	25
Mar 16	OKLAHOMA		0.2	0	0	0	1	1	0	0	0	0	0	0	0	5-8	1-0	2	0.00	13
Totals		0	4.2	0	0	0	2	10	0	0	0	1	0	0	0	31-27	1-0	2	0.00	-

#29 Nate Wohlgemuth - 2 appearances (All games)

Date	Opponent	GS	IP	H	R	ER	BB	SO	2B	3B	HR	WP	BK	HBP	IBB	Score	W-L	Sv	ERA	NP
Feb 27	SE MISSOURI ST		0.1	1	1	1	2	0	0	0	0	1	0	0	0	9-3	0-0	0	27.00	28
Mar 07	MURRAY STATE		0.0	0	0	0	2	0	0	0	0	0	0	0	0	6-0	0-0	0	27.00	10
Totals		0	0.1	1	1	1	4	0	0	0	0	1	0	0	0	15-3	0-0	0	27.00	-

2021 SCHEDULE / RESULTS |||



	Opponent	Score	Winning Pitcher	Losing Pitcher	Save	Attendance	Time
FEB.							
20	vs. #3 Texas Tech^	W, 13-9	Trest (1-0)	Devine (0-1)		16,908	4:18
21	vs. #9 Texas^	W, 4-0	Monke (1-0)	Stevens (0-1)	Bolden (1)	17,587	2:51
22	vs. #10 TCU^	W, 4-1	Costeiu (1-0)	King (0-1)	Kopps (1)	13,659	3:08
25	SEMO	W, 6-5 (10)	Wiggins (1-0)	Cisneros (1-2)		4,218	3:22
26	SEMO	W, 7-3	Noland (1-0)	Niznik (0-1)		4,218	2:41
27	SEMO	W, 9-3	Palette (1-0)	Vogt (0-1)		4,218	3:15
28	SEMO	W, 11-4 (5)	Kopps (1-0)	Williams (0-1)		4,218	2:57

MARCH

5	Murray State	W, 7-6	Kopps (2-0)	Whaley (1-1)	Wiggins (1)	4,218	3:25
6	Murray State	W, 11-6	Adams (1-0)	Gardner (0-2)	Vermillion (1)	4,218	3:06
7	Murray State	W, 6-0	Lockhart (1-0)	Wenninger (1-1)		4,218	3:07
12	at Louisiana Tech	W, 9-7 (10)	Kopps (3-0)	Gibson (0-1)	Wiggins (2)	1,000	3:48
13	at Louisiana Tech	W, 8-1	Vermillion (1-0)	Jennings (1-1)		1,000	2:46
14	at Louisiana Tech	L, 2-0	Whorff (3-1)	Lockhart (1-1)		1,000	1:58
16	Oklahoma	L, 8-5	Carmichael (3-0)	Ramage (0-1)	Ruffcorn (1)	5,735	3:21
19	Alabama*						
20	Alabama*						
21	Alabama*						
23	Memphis						
24	Memphis						
26	at Mississippi State*						
27	at Mississippi State*						
28	at Mississippi State*						
30	UCA						

APRIL

1	Auburn*						
2	Auburn*						
3	Auburn*						
6	Little Rock						
7	Little Rock						
9	at Ole Miss						
10	at Ole Miss						
11	at Ole Miss						
13	UAPB						
14	UAPB						
16	Texas A&M*						
17	Texas A&M*						
18	Texas A&M*						
20	Grambling State						
22	at South Carolina*						
23	at South Carolina*						
24	at South Carolina*						
27	Missouri State						
30	at LSU*						

MAY

1	at LSU*						
2	at LSU*						
7	Georgia*						
8	Georgia*						
9	Georgia*						
11	Arkansas State						
14	at Tennessee*						
15	at Tennessee*						
16	at Tennessee*						
20	Florida*						
21	Florida*						
22	Florida*						

^ State Farm College Baseball Showdown (Globe Life Field in Arlington, Texas)

* SEC opponent