



# ARKANSAS BASEBALL

ArkansasRazorbacks.com ||| @RazorbackBSB ||| Communications Contact: Oliver Grigg (ogrigg@uark.edu)

## 2021 SCHEDULE & RESULTS

### FEBRUARY

20	vs. #3 Texas Tech!	FloBaseball	W, 13-9
21	vs. #9 Texas!	FloBaseball	W, 4-0
22	vs. #10 TCU!	FloBaseball	W, 4-1
25	SE MISSOURI STATE	SECN+	W, 6-5 (10)
26	SE MISSOURI STATE	SECN+	W, 7-3
27	SE MISSOURI STATE	SECN+	W, 9-3
28	SE MISSOURI STATE	SECN+	W, 11-4 (5)

### MARCH

5	MURRAY STATE	SECN+	W, 7-6
6	MURRAY STATE	SECN+	W, 11-6
7	MURRAY STATE	SECN+	W, 6-0
12	at Louisiana Tech	CST/ESPN+	W, 9-7 (10)
13	at Louisiana Tech	CST/ESPN+	W, 8-1
14	at Louisiana Tech	CST/ESPN+	L, 2-0
16	OKLAHOMA	SECN	L, 8-5
19	#22 ALABAMA*	SECN+	L, 16-1
20	#22 ALABAMA*	SECN+	W, 9-1
21	#22 ALABAMA*	SECN	W, 3-1
23	MEMPHIS	SECN+	W, 14-1
24	MEMPHIS	SECN+	W, 9-4
26	at Mississippi State	SECN+	6:30 p.m.
27	at Mississippi State	SECN+	2 p.m.
28	at Mississippi State	SECN	2 p.m.
30	UCA	SECN+	6:30 p.m.

### APRIL

1	AUBURN*	SECN+	6:30 p.m.
2	AUBURN*	SECN+	6:30 p.m.
3	AUBURN*	SECN+	2 p.m.
6	LITTLE ROCK	SECN+	6:30 p.m.
7	LITTLE ROCK	SECN+	4 p.m.
9	at Ole Miss*	SECN	6 p.m.
10	at Ole Miss*	SECN+	4 p.m.
11	at Ole Miss*	SECN+	1:30 p.m.
13	UAPB	SECN+	6:30 p.m.
14	UAPB	SECN+	4 p.m.
16	TEXAS A&M*	SECN+	6:30 p.m.
17	TEXAS A&M*	SECN+	6:30 p.m.
18	TEXAS A&M*	SECN+	2 p.m.
20	GRAMBLING STATE	SECN+	6:30 p.m.
22	at South Carolina*	SECN	6 p.m.
23	at South Carolina*	SECN+	6 p.m.
24	at South Carolina*	SECN+	TBA
27	MISSOURI STATE	SECN+	6:30 p.m.
30	at LSU	SECN	6 p.m.

### MAY

1	at LSU*	SECN+	6:30 p.m.
2	at LSU*	SECN+	2 p.m.
7	GEORGIA*	SECN+	6:30 p.m.
8	GEORGIA*	SECN	6 p.m.
9	GEORGIA*	SECN+	2 p.m.
11	AKANSAS STATE	SECN+	6:30 p.m.
14	at Tennessee*	SECN+	5:30 p.m.
15	at Tennessee*	SECN	11 a.m.
16	at Tennessee*	SECN+	12 p.m.
20	FLORIDA*	SECN	6 p.m.
21	FLORIDA*	SECN+	6:30 p.m.
22	FLORIDA	SECN+	2 p.m.

All times Central; Home game in BOLD

! - Globe Life Field (Arlington, Texas) \* - SEC opponent

## GAME 20 ||| ARKANSAS vs. MISSISSIPPI STATE ||| MARCH 26

DUDY NOBLE FIELD (STARKVILLE, MISS.) ||| TV: SEC NETWORK+



**16-3**  
2-1 SEC

### ARKANSAS RAZORBACKS

In the Polls.....1 (BA) | 5 (CBN) | 2 (D1Baseball)  
.....3 (NCBWA) | 3 (PG) | 2 (USA Today)  
Head Coach.....Dave Van Horn  
Career Record.....1,301-632 (33rd season)  
Record at Arkansas.....716-392 (19th season)



**17-4**  
2-1 SEC

### MISSISSIPPI STATE BULLDOGS

In the Polls.....2 (BA) | 6 (CBN) | 3 (D1Baseball)  
.....2 (NCBWA) | 2 (PG) | 4 (USA Today)  
Head Coach.....Chris Lemonis  
Career Record.....81-23 (3rd season)  
Record at Arkansas.....222-114-2 (7th season)

## ON THE BUMP

Arkansas LHP Patrick Wicklander (0-0, 2.51 ERA)

VS.

Mississippi State LHP Christian MacLeod (2-1, 1.74 ERA)

## LEADING OFF

### NO. 1 VS. NO. 2

All of college baseball will have its eyes on Arkansas this weekend. Baseball America's top-ranked team squares off against Mississippi State, the publication's No. 2 team in the country, in a three-game series beginning at 6:30 p.m. Friday, March 26, at Dudy Noble Field.

The Razorbacks are riding a four-game winning streak headed into their second SEC series of the year after last weekend's two wins against No. 22 Alabama as well as a sweep of Memphis in a two-game midweek set. The Bulldogs, meanwhile, enter this weekend with 10 wins in their last 11 contests, including an SEC-opening series victory over No. 10 LSU.

This weekend's matchup between the Hogs and Bulldogs marks the 14th time in the history of Baseball America's Top 25 that the top two teams in the poll have met during the regular season. Three of the last four occurrences have happened in an SEC series.

### REPORTING FOR DUDY

Arkansas and Mississippi State clash for the 106th time in history when the two teams meet on Sunday evening at Dudy Noble Field. The Razorbacks trail in the overall series, 49-56, while owning a 25-18 advantage in games played in Fayetteville.

The Hogs have not won in Starkville since March 29, 2014, when lefty Jalen Beeks started the first game of a doubleheader and tossed eight shutout innings in a 4-0 win. Arkansas is 16-29 overall at Mississippi State in its history, including 10-14 in the Dave Van Horn era.

### AND THAT'S THE BOTTOM LINE, 'CAUSE BASEBALL AMERICA SAID SO!

Arkansas is still the No. 1 team in the country, according to Baseball America.

The Razorbacks remained the top-ranked team in the publication's week six poll, which was released Monday. It is the fourth straight week that Arkansas holds the No. 1 spot in at least one of the six major polls.

The Hogs were previously the unanimous No. 1 team in college baseball, having led the Baseball America, Collegiate Baseball Newspaper, D1Baseball, National Collegiate Baseball Writers Association, Perfect Game and USA Today Coaches polls for two consecutive weeks.

## TO BE FRANK, YOU'LL HEAR THIS NAME A LOT

If Christian Franklin isn't already a household name, he will be soon.

The Razorback outfielder enters the 2021 campaign as one of the top college baseball players in the country after slashing .381/.467/.619 with three home runs, 11 RBI and a team-best 21 runs scored in 16 games during the pandemic-shortened season. He started every game in center field after manning left field as a Razorback rookie in 2019 when he hit .274 with six home runs and 34 RBI to earn SEC All-Freshman honors.

The Overland Park, Kan., native garnered preseason first-team All-America accolades from four out of the five major college baseball publications this spring, including Baseball America, D1Baseball, NCBWA and Perfect Game. One of Arkansas' four team captains for the 2021 season, Franklin also checked in as the second-best outfielder in D1Baseball's preseason position power rankings.

He rounded out his gathering of preseason accolades with a spot on the USA Baseball Golden Spikes Award Watch List. The award, which is given to the top amateur baseball player in the country, was previously won by former Razorback outfielder Andrew Benintendi in 2015.

## DIAPER DANDY NO MOORE

Arkansas second baseman Robert Moore burst onto the scene as a freshman. Now, in year two, he's ready for more.

Moore, the son of Kansas City Royals general manager Dayton Moore, started all 16 games in his debut as a Hog one year ago. The then-17-year-old freshman slashed .317/.403/.444 with two homers and 17 RBI before the season was cut short due to the pandemic. His 20 hits on the year ranked second among freshmen in the SEC, and his batting average and RBI total were third most among the league's first-year newcomers.

The slick-handed middle infielder earned SEC Player of the Week and Perfect Game National Player of the Week honors last season, becoming the first freshman in program history to do so. The Leawood, Kan., native now heads into the 2021 campaign as a preseason third-team All-American by D1Baseball and preseason All-SEC First Team honoree.



Junior outfielder **Christian Franklin**, a consensus preseason All-American and one of the four Razorback team captains, was named to the watch list for the USA Baseball Golden Spikes Award, which is given to the top amateur baseball player in the country.



Sophomore second baseman **Robert Moore** burst onto the scene in 2020, slashing .317/.403/.444 with two homers and 17 RBI before the season was cut short.

Moore, also rated the third-best second baseman in D1Baseball's preseason position power rankings, topped off his hype-filled preseason with a spot alongside teammate Christian Franklin on the USA Baseball Golden Spikes Award Watch List. The award, which is given to the top amateur baseball player in the country, was previously won by former Razorback outfielder Andrew Benintendi in 2015.

## GOLDEN BOLDEN

Caleb Bolden's strong outing during the opening weekend of the 2021 season earned him the conference's top weekly honor.

The right-hander was named the SEC Co-Pitcher of the Week, putting an exclamation point on his impressive performance in the Razorbacks' 4-0 shutout win against No. 9 Texas at the State Farm College Baseball Showdown at Globe Life Field in Arlington, Texas. His effort out of the bullpen helped Arkansas secure their second victory of the young season as well as their second consecutive win against a top-10 opponent.

Bolden struck out seven batters in four no-hit innings, silencing the nationally ranked Longhorns en route to the Razorbacks' shutout win. The Texarkana, Texas, native entered the ballgame in the fifth and tossed the final four frames, picking up the first save of his college career.

## ALL OPITZ DOES IS GET HITZ

Casey Opitz's big weekend at the plate in the Hogs' first SEC series of the year earned him the conference's top weekly honor.

The catcher was named the SEC Co-Player of the Week after powering Arkansas to two wins against nationally ranked Alabama over the. His bat helped lead the Hogs to their first conference series win of the season.

Opitz recorded a hit in all three games of the weekend series, driving in a team-leading four runs. He racked up a season-best three hits and matched his season-high with three runs scored in the Razorbacks' 9-1 win in game two, also launching his first homer of the year in the ballgame.

## ACTION JAXON

It has not taken long for right-hander Jaxon Wiggins to make jaws drop. According to D1Baseball, Wiggins has recorded the second-hardest pitch



thrown in all of college baseball this season.

The first-year newcomer has clocked in at 98 mph multiple times this year, first doing so in his debut appearance out of the bullpen against No. 10 TCU at the State Farm College Baseball Showdown at Globe Life Field, home of the Texas Rangers, in Arlington, Texas.

### FABULOUS FOUR

For the third consecutive year, Arkansas has an SEC-best four preseason first-team honorees.

Casey Opitz (catcher), Robert Moore (second base), Christian Franklin (outfield) and Matt Goodheart (designated hitter/utility) landed on the 2021 Coaches Preseason All-SEC First Team, which was released along with the annual preseason coaches' poll on Thursday, Feb. 11.

The Razorback foursome is the most of any program in the conference – a feat Arkansas also achieved ahead of the 2019 and 2020 campaigns. No other school has more than two first-team honorees on this year's preseason All-SEC squads.

Opitz, the team's primary catcher, slashed .302/.361/.509 with six doubles, one home run and 11 RBI in 16 games during the pandemic-shortened season. He started 14 games behind the dish for the Hogs, throwing out six-of-10 base stealers on the year.

The Centennial, Colo., native, who entered the 2020 campaign as a Baseball America Third Team Preseason All-American, was a preseason All-SEC First Team honoree at catcher one year ago as well. Opitz is rated as the No. 6 catcher in D1Baseball's preseason position power rankings headed into the 2021 season.

Goodheart picked up preseason All-SEC First Team honors at designated hitter/utility for the second consecutive year. The Magnolia, Ark., native slashed .302/.400/.492 in 16 games for the Hogs during the pandemic-shortened season, totaling three homers and 18 RBI over 63 at-bats.

The Razorbacks' three-hole hitter tallied six multi-hit games and five multi-RBI performances in 2020, driving in a season-high three runs on



Redshirt junior pitcher **Caleb Bolden** was named the SEC Co-Pitcher of the Week after striking out seven in four hitless innings of work in the shutout win against #9 Texas.

three occasions. Goodheart finished tied for the team high in free passes (11), which included a team-leading 10 walks and one HBP.

### DON'T SLEEP ON THE HOGS

Arkansas was predicted to finish third in the SEC Western Division, collecting two first-place votes from the league's head coaches. Ole Miss (seven votes) and Mississippi State (three votes) were selected to finish first and second, respectively, in the division.

### O CAPTAIN! MY CAPTAIN!

Arkansas' four team captains for the 2021 season are catcher Casey Opitz, outfielder Christian Franklin, right-handed pitcher Kevin Kopps and right-handed pitcher Zebulon Vermillion.

### CAPACITY INCREASING AT BAUM-WALKER STADIUM

Due to recent changes by Arkansas Governor Asa Hutchinson regarding state-wide COVID-19 directives and in communication with the Arkansas Department of Health, we have developed a plan to safely increase the capacity at Baum-Walker Stadium.

Beginning March 16, and for games scheduled through March 30, additional tickets will be made available. Approximately 1,200 tickets will be added at Baum-Walker Stadium (including increased capacity in the Hog Pen) Additional adjustments to capacity, for games beginning April 1 through the remainder of the season, will be determined at a later date.

### NINE RAZORBACK GAMES SLATED FOR NATIONAL TV IN 2021

Arkansas will have nine games, including eight conference contests, broadcast nationally on the SEC Network during the 2021 campaign.

- vs. Oklahoma, 5 p.m. CT Tuesday, March 16
- vs. Alabama, 2 p.m. CT Sunday, March 21
- at Mississippi State, 2 p.m. CT Sunday, March 28
- at Ole Miss, 6 p.m. CT Friday, April 9
- at South Carolina, 6 p.m. CT Thursday, April 22
- at LSU, 6 p.m. CT Friday, April 30
- vs. Georgia, 6 p.m. CT Saturday, May 8
- at Tennessee, 11 a.m. CT Saturday, May 15
- vs. Florida, 6 p.m. CT Thursday, May 20



Senior catcher **Casey Opitz**, a preseason first-team All-SEC honoree and one of the four Razorback team captains, entered the 2021 campaign rated as the sixth-best catcher in the country by D1Baseball in the publication's position power rankings.



## HOG HISTORY

### INSIDE THE SERIES: MISSISSIPPI STATE

Overall Series Record: 49-56  
 Record in Fayetteville, Ark.: 25-18  
 Record in Starkville, Miss.: 16-29  
 Record at Neutral Sites: 8-9

### IN THE DVH ERA: MISSISSIPPI STATE

Overall Record: 28-27  
 Record in Fayetteville, Ark.: 16-11  
 Record in Starkville, Miss.: 10-14  
 Record at Neutral Sites: 2-2

DATE	SITE	W/L	SCORE
3/21/03	Fayetteville, Ark.	L	4-3 (10)
3/22/03	Fayetteville, Ark.	L	8-3
3/23/03	Fayetteville, Ark.	L	5-1
5/15/04	Starkville, Miss.	L	3-2
5/16/04	Starkville, Miss.	L	5-4
5/16/04	Starkville, Miss.	W	4-2
3/25/05	Fayetteville, Ark.	L	5-3
3/26/05	Fayetteville, Ark.	L	13-4
3/27/05	Fayetteville, Ark.	W	10-5
4/22/06	Starkville, Miss.	W	6-2
4/22/06	Starkville, Miss.	L	9-8
4/23/06	Starkville, Miss.	W	6-4
4/6/07	Fayetteville, Ark.	L	11-9
4/7/07	Fayetteville, Ark.	L	2-1
4/8/07	Fayetteville, Ark.	W	9-3
5/15/08	Starkville, Miss.	L	6-5
5/16/08	Starkville, Miss.	L	6-5
5/17/08	Starkville, Miss.	W	15-10
3/27/09	Fayetteville, Ark.	W	20-9
3/29/09	Fayetteville, Ark.	W	5-1
3/29/09	Fayetteville, Ark.	L	12-4
4/9/10	Starkville, Miss.	W	8-3
4/10/10	Starkville, Miss.	W	8-5
4/11/10	Starkville, Miss.	W	13-3
4/15/11	Fayetteville, Ark.	W	6-5
4/16/11	Fayetteville, Ark.	W	6-1
4/17/11	Fayetteville, Ark.	L	5-3
5/26/11	Hoover, Ala.!	W	7-2
3/23/12	Starkville, Miss.	L	11-2
3/24/12	Starkville, Miss.	W	8-0
3/25/12	Starkville, Miss.	W	8-5 (11)
5/22/12	Hoover, Ala.!	L	9-1
3/29/13	Fayetteville, Ark.	W	5-4
3/30/13	Fayetteville, Ark.	L	4-1
3/31/13	Fayetteville, Ark.	W	3-1
3/29/14	Starkville, Miss.	W	4-0
3/29/14	Starkville, Miss.	L	5-1
3/30/14	Starkville, Miss.	L	5-1
4/24/15	Fayetteville, Ark.	W	7-6
4/25/15	Fayetteville, Ark.	W	6-1
4/26/15	Fayetteville, Ark.	L	2-1
5/19/16	Starkville, Miss.	L	7-0
5/20/16	Starkville, Miss.	L	5-1
5/21/16	Starkville, Miss.	L	9-4
3/17/17	Fayetteville, Ark.	W	3-1
3/18/17	Fayetteville, Ark.	W	5-4
3/19/17	Fayetteville, Ark.	W	6-1
5/25/17	Hoover, Ala.!	L	4-3
5/26/17	Hoover, Ala.!	W	9-2
4/20/18	Starkville, Miss.	L	6-5
4/21/18	Starkville, Miss.	L	5-3
4/21/18	Starkville, Miss.	L	7-5
4/18/19	Fayetteville, Ark.	W	5-3
4/19/19	Fayetteville, Ark.	W	12-5
4/20/19	Fayetteville, Ark.	W	10-2

## RECOGNIZED RAZORBACKS

### Caleb Bolden

SEC Co-Pitcher of the Week (Feb. 23)

### Christian Franklin

D1Baseball Preseason All-America (1st)  
 Perfect Game Preseason All-America (1st)  
 NCBWA Preseason All-America (1st)  
 Baseball America Preseason All-America (2nd)  
 SEC Coaches' Preseason All-SEC (1st)  
 Golden Spikes Award Preseason Watch List

### Matt Goodheart

SEC Coaches' Preseason All-SEC (1st)

### Robert Moore

Baseball America Preseason All-America (2nd)  
 D1Baseball Preseason All-America (3rd)  
 SEC Coaches' Preseason All-SEC (1st)  
 Golden Spikes Award Preseason Watch List

### Casey Opitz

SEC Coaches' Preseason All-SEC (1st)  
 SEC Co-Player of the Week (March 22)

### Zebulon Vermillion

NCBWA Preseason Stopper of the Year Watch List

## WEEK 6

## SOUTHEASTERN CONFERENCE

MARCH 26

## EASTERN DIVISION

	SEC	Pct.	GB	All	Pct.	Home	Away	Neutral	Div.	Top 25	Top 10	L10	Streak
Florida	3-0	1.000	-	16-5	.762	15-4	1-1	0-0	0-0	4-3	1-2	8-2	W3
Vanderbilt	3-1	.750	0.5	17-3	.850	14-2	3-1	0-0	3-1	4-2	2-1	8-2	W2
Kentucky	2-1	.667	1.0	14-4	.778	14-4	0-0	0-0	2-1	0-0	0-0	7-3	W1
Tennessee	2-1	.667	1.0	18-4	.818	12-2	6-2	0-0	2-1	2-1	2-1	8-2	W2
Georgia	1-2	.333	2.0	15-5	.750	14-4	1-1	0-0	1-2	1-2	1-2	8-2	W1
South Carolina	1-2	.333	2.0	13-6	.684	9-1	3-5	1-0	1-2	1-5	1-2	4-6	W2
Missouri	1-3	.250	2.5	8-13	.381	2-3	6-6	0-4	1-3	0-3	0-1	5-5	L1

## WESTERN DIVISION

	SEC	Pct.	GB	All	Pct.	Home	Away	Neutral	Div.	Top 25	Top 10	L10	Streak
Ole Miss	3-0	1.000	-	17-4	.810	14-3	0-1	3-0	3-0	3-0	3-0	8-2	W4
Arkansas	2-1	.667	1.0	16-3	.842	11-2	2-1	3-0	2-1	5-1	3-0	7-3	W4
Mississippi State	2-1	.667	1.0	17-4	.810	12-2	2-1	3-1	2-1	4-2	4-2	9-1	W1
Alabama	1-2	.333	2.0	15-6	.714	11-3	4-3	0-0	1-2	1-2	1-2	6-4	L3
LSU	1-2	.333	2.0	16-5	.762	14-5	2-0	0-0	1-2	1-2	1-2	7-3	W1
Auburn	0-3	.000	3.0	11-8	.579	8-3	2-3	1-2	0-3	1-6	0-3	5-5	L1
Texas A&M	0-3	.000	3.0	15-8	.652	12-4	1-3	2-1	0-0	1-4	0-3	6-4	L1

## SCHEDULE (ALL TIMES EASTERN)

Tuesday, March 23

Southern Miss 5, Alabama 4

Georgia 3, Kennesaw State 2 (10 inn.)

Kentucky 6, Butler 5

Tennessee 8, Eastern Kentucky 3

South Carolina 13, The Citadel 3

**Arkansas 14, Memphis 1**

Ole Miss 5, Central Arkansas 2

Rice 2, Texas A&amp;M 1

Vanderbilt 11, Lipscomb 3

Auburn vs. South Alabama - postponed

LSU at Tulane - canceled

Wednesday, March 24

**Arkansas 9, Memphis 4**

Mississippi State 18, North Alabama 1

Thursday, March 25

\*Vanderbilt 10, Missouri 2

\*Ole Miss at Alabama - postponed

Friday, March 26

\*LSU at Tennessee - 6:30 p.m. (SECN+)

\*Ole Miss at Alabama - 7 p.m. (SECN+)

\*Kentucky at Auburn - 7 p.m. (SECN+)

\*Florida at South Carolina - 7 p.m. (SECN+)

\*Georgia at Texas A&amp;M - 7 p.m. (SEC Network)

**\*Arkansas at Mississippi State - 7:30 p.m. (SECN+)**

\*Vanderbilt at Missouri - 8 p.m. (SECN+)

Saturday, March 27

\*Ole Miss at Alabama - 2 p.m. (SEC Network)

**\*Arkansas at Mississippi State - 3 p.m. (SECN+)**

\*Georgia at Texas A&amp;M - 3 p.m. (SECN+)

\*Florida at South Carolina - 4 p.m. (SECN+)

\*LSU at Tennessee - 6 p.m. (SECN+)

\*Vanderbilt at Missouri - 6 p.m. (SECN+)

\*Kentucky at Auburn - 7 p.m. (SEC Network)

Sunday, March 28

\*Florida at South Carolina - 12 p.m. (SEC Network)

\*LSU at Tennessee - 1 p.m. (SECN+)

\*Kentucky at Auburn - 2 p.m. (SECN+)

\*Georgia at Texas A&amp;M - 2 p.m. (SECN+)

**\*Arkansas at Mississippi State - 3 p.m. (SEC Network)**

NOTE: \*SEC game



## D1Baseball

Week 6

- 1 Vanderbilt
- 2 **Arkansas**
- 3 Mississippi State
- 4 Ole Miss
- 5 Florida
- 6 Texas Tech
- 7 Louisville
- 8 East Carolina
- 9 Texas
- 10 UCLA
- 11 Georgia Tech
- 12 Tennessee
- 13 TCU
- 14 Notre Dame
- 15 Pittsburgh
- 16 Oregon
- 17 Florida State
- 18 Michigan
- 19 Miami
- 20 Oklahoma State
- 21 Oregon State
- 22 LSU
- 23 Louisiana Tech
- 24 North Carolina
- 25 South Carolina

## Baseball America

Week 6

- 1 **Arkansas**
- 2 Mississippi State
- 3 Vanderbilt
- 4 Ole Miss
- 5 Florida
- 6 Texas Tech
- 7 Louisville
- 8 East Carolina
- 9 Texas
- 10 Georgia Tech
- 11 North Carolina
- 12 Notre Dame
- 13 Oregon
- 14 Pittsburgh
- 15 Florida State
- 16 Tennessee
- 17 UCLA
- 18 Miami
- 19 Michigan
- 20 South Carolina
- 21 Arizona
- 22 Virginia Tech
- 23 Alabama
- 24 TCU
- 25 Indiana State

## USA Today Coaches Poll

Week 6

- 1 Vanderbilt
- 2 **Arkansas**
- 3 Ole Miss
- 4 Mississippi State
- 5 Florida
- 6 Texas Tech
- 7 Louisville
- 8 East Carolina
- 9 Tennessee
- 10 Texas
- 11 UCLA
- 12 TCU
- 13 Georgia Tech
- 14 Notre Dame
- 15 Oregon
- 16 LSU
- 17 Oklahoma State
- 18 Pittsburgh
- 19 Michigan
- 20 Oregon State
- 21 Florida State
- 22 Miami
- 23 South Carolina
- 24 Alabama
- 25 North Carolina

## Perfect Game

Week 6

- 1 Vanderbilt
- 2 Mississippi State
- 3 **Arkansas**
- 4 Florida
- 5 Ole Miss
- 6 Louisville
- 7 Texas Tech
- 8 East Carolina
- 9 Indiana
- 10 Texas
- 11 Georgia Tech
- 12 Michigan
- 13 Oregon
- 14 Notre Dame
- 15 Tennessee
- 16 UCLA
- 17 Pittsburgh
- 18 LSU
- 19 Florida State
- 20 TCU
- 21 Louisiana Tech
- 22 North Carolina
- 23 Indiana State
- 24 Miami
- 25 Arizona

## Collegiate Baseball

Week 6

- 1 Vanderbilt
- 2 Florida
- 3 Ole Miss
- 4 Texas Tech
- 5 **Arkansas**
- 6 Mississippi State
- 7 Louisville
- 8 East Carolina
- 9 Texas
- 10 Michigan
- 11 UCLA
- 12 Georgia
- 13 Oklahoma State
- 14 LSU
- 15 Oregon
- 16 Arizona State
- 17 North Carolina
- 18 Pittsburgh
- 19 Georgia Tech
- 20 Oregon State
- 21 Notre Dame
- 22 Southern Illinois
- 23 Arizona
- 24 Alabama
- 25 Florida State
- 26 Stanford
- 27 Tennessee
- 28 Indiana
- 29 San Diego
- 30 Hawaii

## NCBWA

Week 6

- 1 Vanderbilt
- 2 Mississippi State
- 3 **Arkansas**
- 4 Texas Tech
- 5 Ole Miss
- 6 Florida
- 7 Louisville
- 8 East Carolina
- 9 Texas
- 10 Tennessee
- 11 UCLA
- 12 Georgia Tech
- 13 TCU
- 14 Oregon State
- 15 Oregon
- 16 LSU
- 17 Notre Dame
- 18 Oklahoma State
- 19 Miami
- 20 Pittsburgh
- 21 Michigan
- 22 Alabama
- 23 Florida State
- 24 South Carolina
- 25 Arizona
- 26 Louisiana Tech
- 27 North Carolina
- 28 Stanford
- 29 UC Santa Barbara
- 30 West Virginia

## ARKANSAS IN THE POLLS

	D1	BA	COACHES	PG	CB	NCBWA
Preseason	8	14	8	20	22	8
Week 2	2	6	8	5	5	3
Week 3	1	1	1	3	1	1
Week 4	1	1	1	1	1	1
Week 5	1	1	1	1	1	1
Week 6	2	1	2	3	5	3
Week 7	--	--	--	--	--	--
Week 8	--	--	--	--	--	--
Week 9	--	--	--	--	--	--
Week 10	--	--	--	--	--	--
Week 11	--	--	--	--	--	--
Week 12	--	--	--	--	--	--
Week 13	--	--	--	--	--	--
Week 14	--	--	--	--	--	--
Week 15	--	--	--	--	--	--
Week 16	--	--	--	--	--	--
<b>Final</b>	--	--	--	--	--	--

D1 - D1Baseball.com

BA - Baseball America

COACHES - USA Today Coaches Poll

PG - Perfect Game

CB - Collegiate Baseball Newspaper

NCBWA - National Collegiate Baseball Writers Association





## PERSONAL

Born: Sept. 17, 1960  
 Hometown: Kansas City, Mo.  
 Alma Mater: Arkansas (1988)  
 Masters of Science: East Texas State Univ. (1992)  
 Wife: Karen  
 Children: Hollan, Mariel  
 Named Head Coach at Arkansas: June 21, 2002

## PLAYING HISTORY

1982-1984 Atlanta Braves Organization  
 1982 MLB Draft: 10th Rd (Braves)  
 1982 Arkansas  
 1980-1981 McLennan (Texas) CC

## COACHING HONORS

2004 SEC Coach of the Year  
 2001 Baseball America National Coach of the Year  
 2001 BIG 12 Coach of the Year  
 2001 ABCA Midwest Region Coach of the Year  
 2000 ABCA Midwest Region Coach of the Year  
 1997 Southland Coach of the Year  
 1995 Southland Coach of the Year  
 1994 NCAA Division II Coach of the Year  
 1994 ABCA Central Region Coach of the Year

## HALL OF FAME

2019 Inducted into Arkansas Sports Hall of Fame  
 2013 Inducted into Winnetonka HS HOF  
 2012 Inducted into Ban Johnson League HOF  
 2001 Inducted into Central Missouri State HOF

In his 19th season as head coach of the Razorback baseball program, Dave Van Horn has continued to elevate Arkansas into one of the nation's premier teams year in and year out. Over his 18 seasons as head Hog, Van Horn has led Arkansas to six College World Series appearances, 16 NCAA Tournament berths, one Southeastern Conference overall title, five SEC Western Division championships and 700 wins and counting.

Ever since returning to his alma mater in 2003 to take over for retiring SEC legend Norm DeBriyn, Van Horn has continued to successfully field nationally competitive teams, while also grooming numerous All-Americans, all-conference and future major league players.

Under his guidance, 30 Razorbacks have been named All-Americans, 42 as All-SEC players, and 111 have been picked in the MLB Draft. Those draft picks are the third-most among all active head coaches in the SEC.

Van Horn is the second-winningest coach in Arkansas history with 700 wins entering the 2020 season. In 2018, Van Horn became only the second active head coach in the SEC with 600 or more wins at their current school. He won his 700th game as the Hogs' skipper in what turned out to be the team's final game of the 2020 season against Grand Canyon.


Including his years at Nebraska, Northwestern State and Central Missouri State, Van Horn has racked up 1,086 wins at four-year institutions, which is 15th-most among all active coaches. He is also one of 10 active coaches with 1,000 or more wins at four-year schools.

DVH AGAINST 2021 OPPONENTS				
	W/L	Home	Away	Neutral
Alabama	34-25	19-8	13-14	2-3
Arkansas-Pine Bluff	1-0	1-0	--	--
Arkansas State	--	--	--	--
Auburn	31-23	15-9	16-14	1-0
Central Arkansas	--	--	--	--
Florida	25-21	10-5	9-12	6-4
Georgia	21-17	12-6	9-8	0-3
Grambling State	7-0	6-0	--	1-0
Illinois State	2-1	2-1	--	--
Little Rock	0-1	0-1	--	--
LSU	22-41	13-7	8-16	1-8
Louisiana Tech	19-6	8-2	7-4	4-0
Memphis	11-1	4-0	5-0	2-1
Mississippi State	28-27	16-11	10-14	2-2
Missouri State	20-9	11-7	9-2	--
Murray State	3-0	3-0	--	--
Oklahoma	3-4	1-1	2-2	0-1
Ole Miss	31-41	16-20	9-15	6-6
South Carolina	26-20	12-9	10-8	4-3
SE Missouri State	6-2	6-2	--	--
Tennessee	26-15	13-6	10-7	2-1
Texas	9-6	2-0	3-4	4-2
TCU	3-0	2-0	--	1-0
Texas Tech	5-1	1-0	--	4-1
Texas A&M	16-13	8-4	7-9	1-0


## VAN HORN'S CAREER NUMBERS

Year	School	Record	Pct.	Conf.	Place	Tourn.	NCAA
1989	Texarkana CC	39-18	.684	NA	NA	NA	--
1990	Texarkana CC	44-14	.759	NA	NA	NA	--
1991	Texarkana CC	45-12	.789	NA	NA	NA	--
1992	Texarkana CC	48-10	.827	NA	1st	NA	--
1993	Texarkana CC	38-18	.678	NA	NA	NA	--
	<b>Totals</b>	<b>214-72</b>	<b>.748</b>	<b>--</b>	<b>--</b>	<b>--</b>	<b>--</b>
1994	Central Missouri State	51-11	.823	15-1	1st (Div.)	1st (4-1)	NCAA DII Champs
	<b>Totals</b>	<b>51-11</b>	<b>.823</b>	<b>15-1</b>	<b>--</b>	<b>1 (4-1)</b>	<b>--</b>
1995	Northwestern State	37-15	.711	19-5	1st	DNP (0-2)	--
1996	Northwestern State	34-27	.557	14-16	2nd (Div.)	2nd (3-2)	--
1997	Northwestern State	35-23	.603	19-9	1st	DNP (0-2)	--
	<b>Totals</b>	<b>106-65</b>	<b>.620</b>	<b>52-30</b>	<b>--</b>	<b>3 (3-6)</b>	<b>--</b>
1998	Nebraska	24-20	.545	10-13	7th	DNQ	DNQ
1999	Nebraska	42-18	.700	16-9	5th	1st (4-0)	NCAA (1-2)
2000	Nebraska	51-17	.750	21-9	2nd	1st (5-1)	NCAA (4-2)
2001	Nebraska	50-16	.758	20-8	1st	1st (4-0)	CWS (5-2)
2002	Nebraska	47-21	.691	16-11	2nd	2nd (3-1)	CWS (5-3)
	<b>Totals</b>	<b>214-92</b>	<b>.699</b>	<b>67-39</b>	<b>--</b>	<b>4 (16-2)</b>	<b>4 (15-9)</b>
2003	Arkansas	35-22	.612	14-16	6th West	T-7th (0-2)	NCAA (1-2)
2004	Arkansas	45-24	.652	19-11	T-1st Overall	4th (2-2)	CWS (6-3)
2005	Arkansas	39-22	.636	13-17	T-5th West	T-7th (0-2)	NCAA (2-2)
2006	Arkansas	39-21	.650	18-12	2nd West	T-7th (0-2)	NCAA (1-2)
2007	Arkansas	43-21	.672	18-12	1st West	2nd (3-1)	NCAA (2-2)
2008	Arkansas	34-24	.586	14-15	4th West	DNQ	NCAA (0-2)
2009	Arkansas	41-24	.631	14-15	4th West	4th (2-2)	CWS (7-2)
2010	Arkansas	43-21	.672	18-12	2nd West	T-7th (0-2)	NCAA (3-3)
2011	Arkansas	40-22	.645	15-15	1st West	T-3rd (2-2)	NCAA (2-2)
2012	Arkansas	46-22	.676	16-14	T-2nd West	T-9th (0-2)	CWS (7-3)
2013	Arkansas	39-22	.639	18-11	2nd West	T-3rd (2-1)	NCAA (2-2)
2014	Arkansas	40-25	.615	16-14	4th West	T-3rd (3-2)	NCAA (2-2)
2015	Arkansas	40-25	.615	17-12	3rd West	T-5th (2-2)	CWS (5-3)
2016	Arkansas	26-29	.473	7-23	7th West	DNQ	DNQ
2017	Arkansas	45-19	.703	18-11	2nd West	2nd (3-2)	NCAA (3-2)
2018	Arkansas	48-21	.696	18-12	T-1st West	T-3rd (2-1)	CWS Runner-Up (9-3)
2019	Arkansas	46-20	.697	20-10	T-1st West	T-5th (1-2)	NCAA (5-3)
2020	Arkansas	11-5	.688	--	--	--	--
2021	Arkansas	16-3	.842	2-1	--	--	--
	<b>Totals</b>	<b>716-392</b>	<b>.646</b>	<b>275-233</b>	<b>--</b>	<b>15 (22-27)</b>	<b>16 (57-39)</b>
<b>CAREER TOTALS</b>		<b>1,301-632</b>	<b>.673</b>	<b>409-303</b>	<b>--</b>	<b>45-36 (.556)</b>	<b>72-47 (.600)</b>

# A ||| THE ARKANSAS RAZORBACKS




**ROBERT MOORE**  
So. • 5-9 • 170 • S/R  
INF • Leawood, Kan.




**ZACK GREGORY**  
R-So. • 5-10 • 185 • L/R  
INF • Keller, Texas




**JALEN BATTLES**  
Jr. • 6-2 • 205 • R/R  
INF • San Antonio, Texas




**JACOB NESBIT**  
R-Jr. • 6-0 • 180 • R/R  
INF • Coppell, Texas




**CAYDEN WALLACE**  
Fr. • 6-0 • 205 • R/R  
INF/OF • Greenbrier, Ark.




**BRAYDON WEBB**  
R-Sr. • 6-0 • 200 • R/R  
OF • McKinney, Texas



**MATT GOODHEART**  
Sr. • 6-1 • 185 • L/R  
INF • Magnolia, Ark.




**CASON TOLLETT**  
So. • 6-1 • 210 • R/R  
C/1B • Little Rock, Ark.




**CASEY OPITZ**  
Sr. • 5-11 • 200 • S/R  
C • Centennial, Colo.




**CONNOR NOLAND**  
Jr. • 6-2 • 220 • R/R  
RHP • Greenwood, Ark.




**CULLEN SMITH**  
R-Sr. • 6-0 • 185 • L/R  
INF • Nashville, Tenn.




**DYLAN LEACH**  
Fr. • 5-11 • 195 • S/R  
C • Carthage, Texas




**ZAC WHITE**  
Fr. • 6-0 • 180 • R/R  
INF/OF • Little Rock, Ark.




**BRADY SLAVENS**  
Jr. • 6-3 • 195 • L/R  
INF • Olathe, Kan.



**LAEL LOCKHART**  
Grad. • 6-3 • 220 • S/L  
LHP • Friendswood, Texas




**CHARLIE WELCH**  
Jr. • 6-0 • 205 • R/R  
C • St. Petersburg, Fla.




**ELIJAH TREST**  
Jr. • 6-3 • 220 • L/R  
RHP • White Oak, Texas




**JACOB BURTON**  
Jr. • 6-0 • 185 • R/R  
RHP • Diana, Texas



**JAXON WIGGINS**  
Fr. • 6-6 • 220 • R/R  
RHP • Roland, Okla.




**CHRISTIAN FRANKLIN**  
Jr. • 5-11 • 195 • R/R  
OF • Overland Park, Kan.




**ETHAN BATES**  
Fr. • 5-11 • 175 • R/R  
INF • Hot Springs, Ark.



**BLAKE ADAMS**  
So. • 6-2 • 215 • R/R  
RHP • Springdale, Ark.




**KOLE RAMAGE**  
Sr. • 6-1 • 205 • R/R  
RHP • Southlake, Texas




**NATE WOHLGEMUTH**  
Fr. • 5-11 • 210 • R/R  
RHP • Owasso, Okla.



**CALEB BOLDEN**  
R-Jr. • 6-2 • 190 • R/R  
RHP • Texarkana, Texas



**ZACK MORRIS**  
So. • 6-3 • 220 • L/L  
LHP • Cabot, Ark.




**PATRICK WICKLANDER**  
Jr. • 6-1 • 205 • R/L  
LHP • San Jose, Calif.




**NICK GRIFFIN**  
Fr. • 6-4 • 185 • R/R  
LHP • Monticello, Ark.




**RYAN COSTEIU**  
Jr. • 6-0 • 200 • R/R  
RHP • Clayton, Calif.



**PEYTON PALLETTE**  
So. • 6-1 • 175 • R/R  
RHP • Benton, Ark.




**CADEN MONKE**  
Jr. • 6-3 • 170 • L/L  
LHP • Mt. Olive, Ill.



**MARK ADAMIAK**  
So. • 6-4 • 225 • R/R  
RHP • Shawnee, Kan.



**EVAN TAYLOR**  
Jr. • 6-4 • 255 • L/L  
LHP • Florence, Ala.




**COREY SPAIN**  
R-Fr. • 5-11 • 215 • L/L  
LHP • Monett, Mo.




**WILL MCENTIRE**  
So. • 6-4 • 235 • L/R  
RHP • Bryant, Ark.




**MILLER PLEIMANN**  
R-So. • 6-4 • 200 • R/R  
RHP • Fayetteville, Ark.




**KEVIN KOPPS**  
R-Sr. • 6-0 • 200 • R/R  
RHP • Sugar Land, Texas



**TYLER CACCIATORI**  
Fr. • 6-6 • 235 • R/R  
RHP • Sheridan, Ark.



**HESTON TOLE**  
Fr. • 6-6 • 210 • R/R  
RHP • Wichita Falls, Kan.




**MATTHEW MAGRE**  
Fr. • 6-1 • 205 • L/L  
LHP • Fayetteville, Ark.




**LOUIS STALLONE**  
Fr. • 6-9 • 235 • R/R  
RHP • Kings Park, N.Y.



**GABRIEL STARKS**  
Fr. • 6-4 • 215 • R/R  
RHP • Pine Bluff, Ark.




**NATHAN RINTZ**  
R-Fr. • 6-2 • 190 • R/R  
RHP • Schaumburg, Ill.



**EVAN GRAY**  
R-Fr. • 6-4 • 200 • R/R  
RHP • Swansea, Ill.



**ISSAC BRACKEN**  
Grad. • 6-0 • 195 • R/R  
RHP • Berthoud, Colo.



**ZEBULON VERMILLION**  
Sr. • 6-4 • 230 • L/R  
RHP • Prairie Village, Kan.







No.	Player	Pos.	B/T	Yr.	Ht.	Wt.	Hometown / High School / Previous School
1	Robert Moore	INF	S/R	So.	5-9	170	Leawood, Kan. / Shawnee Mission East HS
3	Zack Gregory	INF/OF	L/R	R-So.	5-10	185	Keller, Texas / Timber Creek HS
4	Jalen Battles	INF	R/R	Jr.	6-2	205	San Antonio, Texas / James Madison HS / McLennan CC
5	Jacob Nesbit	INF	R/R	R-Jr.	6-0	180	Coppell, Texas / Coppell HS
7	Cayden Wallace	INF/OF	R/R	Fr.	6-0	205	Greenbrier, Ark. / Greenbrier HS
8	Braydon Webb	OF	R/R	R-Sr.	6-0	200	McKinney, Texas / McKinney Boyd HS / Grayson CC
10	Matt Goodheart	INF	L/R	Sr.	6-1	185	Magnolia, Ark. / Magnolia HS / San Jacinto CC
11	Cason Tollett	C/1B	R/R	So.	6-1	210	Little Rock, Ark. / Little Rock Christian Academy
12	Casey Opitz	C	S/R	Sr.	5-11	200	Centennial, Colo. / Heritage HS
13	Connor Noland	RHP	R/R	Jr.	6-2	220	Greenwood, Ark. / Greenwood HS
14	Cullen Smith	INF	L/R	R-Sr.	6-0	185	Nashville, Tenn. / Wilson Central HS / East Tenn. State
15	Dylan Leach	C	S/R	Fr.	5-11	195	Carthage, Texas / Carthage HS
16	Zac White	OF	R/R	Fr.	6-0	180	Little Rock, Ark. / Joe T. Robinson HS
17	Brady Slavens	INF	L/R	Jr.	6-3	195	Olathe, Kan. / Olathe NW HS / Wichita St. / Johnson County CC
18	Lael Lockhart	LHP	S/L	Grad.	6-3	220	Friendswood, Texas / Friendswood HS / Houston
19	Charlie Welch	C	R/R	Jr.	6-0	205	St. Petersburg, Fla. / Jefferson HS / St. Johns River State
20	Elijah Trest	RHP	L/R	Jr.	6-3	220	White Oak, Texas / White Oak HS
21	Jacob Burton	RHP	R/R	Jr.	6-0	185	Diana, Texas / New Diana HS
22	Jaxon Wiggins	RHP	R/R	Fr.	6-6	220	Roland, Okla. / Roland HS
25	Christian Franklin	OF	R/R	Jr.	5-11	195	Overland Park, Kan. / Rockhurst HS
26	Ethan Bates	INF	L/R	Fr.	5-11	175	Hot Springs, Ark. / Lakeside HS
27	Blake Adams	RHP	R/R	So.	6-2	215	Springdale, Ark. / Springdale Har-Ber HS
28	Kole Ramage	RHP	R/R	Sr.	6-1	205	Southlake, Texas / Southlake Carroll HS
29	Nate Wohlgemuth	RHP	R/R	Fr.	5-11	210	Owasso, Okla. / Owasso HS
31	Caleb Bolden	RHP	R/R	R-Jr.	6-2	190	Texarkana, Texas / Pleasant Grove HS
32	Zack Morris	LHP	L/L	So.	6-3	220	Cabot, Ark. / Cabot HS
33	Patrick Wicklander	LHP	R/L	Jr.	6-1	205	San Jose, Calif. / Valley Christian HS
34	Nick Griffin	LHP	L/L	Fr.	6-4	185	Monticello, Ark. / Monticello HS
35	Ryan Costeiu	RHP	R/R	Jr.	6-0	200	Clayton, Calif. / De La Salle HS / Sacramento City College
36	Peyton Palette	RHP	R/R	So.	6-1	175	Benton, Ark. / Benton HS
37	Caden Monke	LHP	L/L	Jr.	6-3	170	Mt. Olive, Ill. / Mt. Olive HS
38	Mark Adamiak	RHP	R/R	So.	6-4	225	Shawnee, Kan. / Shawnee Mission Northwest HS
39	Evan Taylor	LHP	L/L	Jr.	6-4	255	Florence, Ala. / Florence HS
40	Corey Spain	LHP	L/L	R-Fr.	5-11	215	Monett, Mo. / Monett HS
41	Will McEntire	RHP	L/R	So.	6-4	235	Bryant, Ark. / Bryant HS
43	Miller Pleimann	RHP	R/R	R-So.	6-4	200	Fayetteville, Ark. / Fayetteville HS / Wichita State
45	Kevin Kopps	RHP	R/R	R-Sr.	6-0	200	Sugar Land, Texas / George Ranch HS
46	Tyler Cacciatori	RHP	R/R	Fr.	6-6	235	Sheridan, Ark. / Sheridan HS
48	Heston Tole	RHP	R/R	Fr.	6-6	210	Wichita Falls, Texas / IMG Academy
50	Matthew Magre	LHP	L/L	Fr.	6-1	205	Fayetteville, Ark. / Fayetteville HS
52	Louis Stallone	RHP	R/R	Fr.	6-9	235	Kings Park, N.Y. / St. Anthony's HS
55	Gabriel Starks	RHP	R/R	Fr.	6-1	215	Pine Bluff, Ark. / Watson Chapel HS
57	Nathan Rintz	RHP	R/R	R-Fr.	6-2	190	Schaumburg, Ill. / Schaumburg HS
58	Evan Gray	RHP	R/R	R-Fr.	6-4	200	Swansea, Ill. / Belleville East HS
59	Issac Bracken	RHP	R/R	Grad.	6-0	195	Berthoud, Colo. / Berthoud HS / Northern Colorado
88	Zebulon Vermillion	RHP	L/R	Sr.	6-4	230	Prairie Village, Kan. / Shawnee Mission East HS

## Coaches and Support Staff

Head Coach:	2 Dave Van Horn, 19th season (Arkansas, 1988)
Assistant Coach:	30 Nate Thompson, 4th season (Dallas-Baptist, 2006)
Assistant Coach:	47 Matt Hobbs, 3rd season (Missouri, 2002)
Volunteer Assistant Coach:	6 Bobby Wernes, 1st season (Arkansas, 2018)
Student Assistants:	51 DJ Baxendale, 2nd season; 44 Marshall Denton, 1st season
Director of Operations:	Clay Goodwin, 14th season (Arkansas, 2005)
Athletic Trainer:	Corey Wood (East Carolina, 2008)
Strength & Conditioning	Blaine Kinsley (Lenoir-Rhyne, 2010)
Director of Video and Scouting	Zach Barr (Arkansas, 2017)
Graduate Managers:	Phil Cebuhar, Daniel DeMondesert, Ben Breazeale, Shane Opitz
Student Managers:	Josh Langham, John McElroy, Matthew Schluterman, Mason Schultz
Sports Information Director:	Oliver Grigg (Tulane, 2017)
Academics Director:	Brock Randels (NW Oklahoma State, 2019)
Sports Nutritionist:	Lauren Lyons (Saint Louis University, 2017)
Sport Administrator:	Kevin Trainor (Arkansas, 1994)

## Pronunciation Guide

Mark Adamiak	uh-DOM-ee-ack
Tyler Cacciatori	catch-a-toree
Ryan Costeiu	COST-you
Miller Pleimann	PLY-men
Lael Lockhart	LYLE
Matthew Magre	MAH-gray
Caden Monke	Monk
Jacob Nesbit	NEZ-bit
Peyton Palette	PAH-let
Casey Opitz	oh-pitts
Kole Ramage	RAM-midge
Nathan Rintz	rinse
Brady Slavens	SLAY-vins
Cason Tollet	TUH-let
Nate Wohlgemuth	wole-guh-muth



## PROJECTED LINEUP

**12 CASEY OPITZ** **C** **S/R** **SR** **.364/.426/.545**

Last Series: vs. #22 Alabama, .500/.545/.800, 5-for-10, 3 R, HR, 4 RBI, BB

Leads the Razorbacks in batting average, hitting .364 through his first 16 games (55 at-bats) of the year ... Accounted for a team-high three runs and drew a team-best three walks vs. #3 Texas Tech (2/20) ... Preseason All-SEC First Team ... No. 6 catcher in D1Baseball's preseason position power rankings.

**17 BRADY SLAVENS** **1B** **L/R** **JR** **.304/.364/.638**

Last Series: vs. Memphis, .167/.167/.167, 1-for-6, 2 R

Team-high six homers and 20 RBI on the year ... Launched his first home run as a Razorback against #9 Texas (2/21), hitting a three-run dinger and driving in four total runs in the win ... Attended Johnson County CC before arriving at Arkansas ... National Player of the Year by JUCO Baseball Blog.

**1 ROBERT MOORE** **2B** **S/R** **SO** **.253/.337/.440**

Last Series: vs. Memphis, .167/.167/.333, 1-for-6, R, 2B

Squad-leading five stolen bases this season ... Five multi-hit games, including two three-hit efforts on the year ... Went 2-for-3 with two runs scored, an RBI and two stolen bases in the season opener vs. #3 Texas Tech (2/20) ... Preseason Third Team All-American by D1Baseball ... Preseason All-SEC First Team ... No. 3 second baseman in D1Baseball's preseason position power rankings.

**14 CULLEN SMITH** **3B** **R/R** **R-SR** **.278/.432/.389**

Last Series: vs. Memphis, .250/.400/.250, 1-for-4, 2 R, BB

Two multi-hit games on the year ... Picked up his first hit as a Razorback in the season opener vs. #3 Texas Tech (2/20), also collecting his first RBI of the year in the Hogs' 13-9 win ... Three-time All-SoCon honoree at East Tennessee State before transferring to Arkansas.

**4 JALEN BATTLES** **SS** **R/R** **JR** **.254/.338/.381**

Last Series: vs. Memphis, .000/.250/.000, 0-for-3, HBP

Tied for second on the team in RBI with 14 ... Made his Hog debut in the opener vs. #3 Texas Tech (2/20), collecting a team-high three RBI on three hits, including a double ... Walk-off infield single in the extra-inning win vs. SEMO (3/5) ... No. 16 shortstop in D1Baseball's preseason position power rankings.

**8 BRAYDON WEBB** **LF** **R/R** **R-SR** **.114/.404/.257**

Last Series: vs. Memphis, .500/.833/1.500, 2-for-4, 6 R, 2B, HR, RBI, 7 BB, HBP, SB

Went 1-for-5 with two RBI and a stolen base in the season opener vs. #3 Texas Tech (2/20) ... Doubled and scored two run against #22 Alabama (3/20) ... Leads the team in HBP with five.

**25 CHRISTIAN FRANKLIN** **CF** **R/R** **JR** **.290/.424/.536**

Last Series: vs. Memphis, .400/.500/.600, 2-for-5, 2 R, 2B, 2 RBI, BB

Five multi-hit games ... Game-tying RBI triple against #10 TCU (2/22), powering the Razorbacks to a 4-1 comeback win ... Homered in each of the first three games of the series against SEMO (2/25-27) ... Consensus preseason All-American, picking up first-team recognition from four of the five major national college baseball publications, including Baseball America, D1Baseball, NCBWA and Perfect Game ... Preseason All-SEC First Team ... No. 2 outfielder in D1Baseball's preseason position power rankings.

**7 CAYDEN WALLACE** **RF** **R/R** **FR** **.294/.395/.574**

Last Series: vs. Memphis, .571/.727/1.000, 4-for-7, 2 R, HR, 3 RBI, 3 BB, HBP

Second on the Razorbacks in home runs with five ... Five multi-hit efforts on the year, including three three-hit games ... Hit his first collegiate home run against SEMO (2/26), driving in two runs in the win ... Launched two homers in the three-game road series at Louisiana Tech (3/12-14).

**10 MATT GOODHEART** **DH** **L/R** **SR** **.292/.404/.500**

Last Series: vs. Memphis, .800/.800/1.400, 4-for-5, R, HR, 2 RBI

Has reached base in all 13 games played ... Missed the Hogs' season-opening weekend at the State Farm College Baseball Showdown due to a non-COVID-related health reason ... Preseason All-SEC First Team.

## THE BENCH

**3 ZACK GREGORY** **INF/OF** **L/R** **R-SO**

Last Game: March 24 vs. Memphis, 2-for-3, R, HR, 3 RBI, HBP, SF

Slashing .308/.487/.577 with two home runs and seven RBI in 26 at-bats in 2021 ... Started six games, playing in 10 overall as a redshirt freshman during the pandemic-shortened 2020 campaign Made two starts in LF, one in RF and three at first base ... Hit leadoff three times in 2020 ... Recorded three hits, two RBIs, five walks, a run scored and a stolen base.

**5 JACOB NESBIT** **INF** **R/R** **R-JR**

Last Game: March 24 vs. Memphis, 2-for-4, B

Started at third base in all three contests at the State Farm College Baseball Showdown ... Drew a walk in each game ... Jacked his first home run of the season against Murray State (3/7), launching a three-run shot in the win ... Came off the bench and singled against #22 Alabama (3/19).

**11 CASON TOLLETT** **C/1B** **R/R** **SO**

Last Game: Feb. 15, 2020, vs. EIU, 0-for-1

Played in one game as a pinch hitter in 2020, coming in to hit in the eighth inning against Eastern Illinois (2/15) ... Spent the rest of season recovering from an injury.

**15 DYLAN LEACH** **C** **S/R** **FR**

Last Game: March 24 vs. Memphis, 0-for-4, BB

Made his Hog debut against SEMO (2/26), picking up his first collegiate hit in the win ... Top-500 overall prospect nationally by Perfect Game ... Ranked as the No. 5 catcher in the state of Texas and the No. 36 catcher in the country ... 2020 Perfect Game Preseason Underclass All-American (Texas All-Region First Team).

**16 ZAC WHITE** **INF/OF** **R/R** **FR**

Last Game: March 23 vs. Memphis, 0-for-4, R, HBP

Made his Razorback debut against SEMO (2/27) and collected his first collegiate hit ... Native of Little Rock, Ark. ... Batted .506 for Joe T. Robinson HS as a junior with four triples, 11 doubles, four home runs, 33 RBI and a .571 on-base percentage ... Brother (John David) plays football for Arkansas ... Father (David) was a golfer for Razorbacks.

**19 CHARLIE WELCH** **C** **R/R** **JR**

Last Game: March 23 vs. Memphis, 2-for-4, 2 RBI, BB

Made his Razorback debut against SEMO (2/26/21), smashing a two-run homer ... Before Arkansas, hit .280 with four homers, 17 RBI and 20 runs scored in 26 games during the pandemic-shortened 2020 season at St. Johns River State College.

**26 ETHAN BATES** **INF** **L/R** **FR**

Last Game: March 24 vs. Memphis, 2-for-5, 2 R

Made his Razorback debut against SEMO (2/27) ... Collected his first collegiate hit and RBI against SEMO (2/28) ... Native of Hot Springs, Ark. ... No. 15 prospect in state of Arkansas, according to Perfect Game ... Named the 2019 Sentinel Record All-Garland County Baseball Player of the Year.

## PROJECTED STARTING ROTATION



FRIDAY

**LHP 33 PATRICK WICKLANDER****JR****0-0, 2.51 ERA, 4 BB, 14 K**

Last Start: March 16 vs. Oklahoma, 1.2 IP, 1 H, 0 R, 0 ER, 3 BB, 1 K

Five appearances, including one start, on the year ... Pitched four scoreless innings out of the bullpen in his season debut against SEMO (2/25), striking out three ... Made his first start of the season against Oklahoma (3/16), tallying a strikeout in 1.2 frames ... Rebounded in his next appearance against #22 Alabama (3/19), striking out six in 5.1 innings of work in relief ... Entered last season rated as the No. 64 starting pitcher in D1 Baseball's preseason position power rankings ... Started four games for the Hogs during the pandemic-shortened campaign ... Finished with a 2-2 record and a 6.32 ERA over 15.2 innings of work ... One of seven Hogs with double-digit strikeout totals (17) last season.



SATURDAY

**RHP 88 ZEBULON VERMILLION****SR****2-0, 2.13 ERA, 11 BB, 12 K**

Last Start: March 20 vs. #22 Alabama, 8.0 IP, 1 H, 1 R, 1 ER, 2 BB, 4 K

Made his first career start in the season opener against #3 Texas Tech (2/20) at the State Farm College Baseball Showdown at Globe Life Field in Arlington, Texas ... Struck out four in four innings of work, allowing two runs on three hits and two walks ... Went three innings against SEMO (2/26) in his second start of the year, striking out one ... Stifled LA Tech in his third start of the campaign, allowing only one run while striking out two in an eight-inning gem ... Went eight strong against #22 Alabama (3/20) in his first SEC start, allowing one run on one hit and two walks while striking out four ... Entered the 2021 campaign as the No. 118 starting pitcher in D1 Baseball's preseason position power rankings.



SUNDAY

**LHP 18 LAEL LOCKHART****GRAD****1-1, 3.00 ERA, 7 BB, 22 K**

Last Start: March 21 vs. #22 Alabama, 4.2 IP, 2 H, 0 R, 0 ER, 2 BB, 9 K

Made his first start as a Razorback against #10 TCU (2/22) at the State Farm College Baseball Showdown, striking out eight over 4.1 innings of work ... Allowed only one run on two hits and two walks in Arkansas' 4-1 win ... Second start of the year came against SEMO (2/28), striking out five Redhawks in 3.2 innings of work ... Earned his first win of the year against Murray State (3/7), striking out six in five scoreless innings ... Three strikeouts in five innings of work on the road at Louisiana Tech (3/14) ... Matched his career high in strikeouts, punching out nine against #22 Alabama (3/21) ... Graduate transfer from Houston, where he was the Cougars' Friday night starter and posted a 1-2 record with a 4.58 ERA in four starts during the pandemic-shortened season.

## PITCHER BREAKDOWN

	W-L-S	ERA	IP	H	R	ER	BB	SO
Starters	4-2	3.15	74.1	44	30	26	42	83
Relievers	12-1-7	4.32	93.2	79	48	45	42	112

## THE HOG PEN

Pitcher	Last App.	IP	H	R	ER	BB	SO	HR	RI/S	---- Season Totals ----		
										RI/S	SV	Ret./1BF (BB)
Blake Adams	3/24 (MEM)	0.1	1	1	1	2	1	0	0/0	4/3	0	3/4 (1)
Caleb Bolden	3/14 (LTU)	1.0	0	0	0	0	0	0	0/0	0/0	1	2/2 (0)
Ryan Costeiu	3/23 (MEM)	1.1	1	0	0	0	3	0	2/1	7/4	0	5/8 (1)
Evan Gray	3/24 (MEM)	1.0	0	0	0	0	0	0	2/1	2/1	0	3/4 (0)
Kevin Kopps	3/21 (UA)	3.1	1	0	0	0	4	0	2/0	14/4	1	6/8 (0)
Matthew Magre	2/26 (SEMO)	1.0	0	0	0	1	1	0	0/0	0/0	0	0/1 (1)
Caden Monke	3/24 (MEM)	2.2	1	0	0	1	2	0	2/0	9/2	0	4/6 (0)
Zack Morris	3/23 (MEM)	1.0	0	0	0	0	1	0	0/0	5/2	0	4/7 (0)
Connor Noland	3/5 (MSU)	0.1	2	3	3	1	0	1	2/0	2/0	0	2/2 (0)
Peyton Pallette	3/23 (MEM)	1.0	1	0	0	0	1	0	0/0	0/0	0	1/1 (0)
Kole Ramage	3/24 (MEM)	3.0	2	1	1	0	4	1	0/0	2/0	1	1/5 (2)
Gabriel Starks	2/26 (SEMO)	1.0	1	1	1	0	1	0	0/0	0/0	0	0/1 (0)
Evan Taylor	3/19 (UA)	2.0	5	5	5	1	1	2	0/0	2/0	0	2/3 (0)
Elijah Trest	3/23 (MEM)	1.0	0	0	0	0	2	0	0/0	5/4	0	2/5 (1)
Zebulon Vermillion	3/6 (MSU)	2.1	2	0	0	0	1	0	1/0	1/0	1	1/1 (0)
Patrick Wicklander	3/19 (UA)	5.1	3	1	1	0	6	0	1/0	4/2	0	1/4 (0)
Jaxon Wiggins	3/21 (UA)	1.0	1	1	1	1	1	1	0/0	0/0	3	5/6 (0)
Nate Wohlgenuth	3/7 (MSU)	0.0	0	0	0	2	0	0	0/0	0/0	0	0/2 (2)
<b>TEAM TOTALS</b>										<b>57/22</b>	<b>7</b>	<b>42/70 (8)</b>



**Patrick Wicklander** has struck out 13 in 12.2 frames out of the bullpen during the 2021 campaign. The lefty racked up six strikeouts in 5.1 innings of relief against #22 Alabama (3/19).



**Kevin Kopps** leads the Hog bullpen in strikeouts with 22 in 13.0 innings of work. Opponents are hitting .170 off the right-hander through his first nine appearances this season.



**Jaxon Wiggins** has struck out 12 of the 21 batters he has faced to begin his career. The freshman has also thrown the second-hardest pitch (98 mph) in college baseball this year.





# ||| SEASON BESTS

## TEAM GAME HIGHS

### Team Batting

At bats:	39	vs. SEMO (Feb. 27)
Runs scored:	14	vs. Memphis (March 23)
Hits:	15	vs. SEMO (Feb. 27)
RBI:	14	vs. Memphis (March 23)
Doubles:	6	vs. SEMO (Feb. 28)
Triples:	1	vs. #10 TCU (Feb. 22 in Arlington, Texas)
		vs. SEMO (Feb. 26)
		vs. Murray State (March 5)
Home runs:	4	vs. SEMO (Feb. 26)
Total bases:	27	vs. SEMO (Feb. 28)
Walks:	11	vs. #3 Texas Tech (Feb. 20 in Arlington, Texas)
Strikeouts:	14	vs. #3 Texas Tech (Feb. 20 in Arlington, Texas)
Sac hits:	1	vs. #10 TCU (Feb. 22 in Arlington, Texas)
		at Louisiana Tech (March 12)
Sac flies:	3	vs. Murray State (March 7)
Stolen bases:	4	vs. SEMO (Feb. 27)
		at Louisiana Tech (March 13)
Hit by pitch:	3	(4 times)
Caught stealing:	2	vs. Murray State (March 6)
Runners LOB:	14	vs. Memphis (March 24)
Hit into DP:	2	vs. #22 Alabama (March 19)
		vs. #22 Alabama (March 12)

### Fielding

Putouts:	30	vs. SEMO (Feb. 25)
		at Louisiana Tech (March 12)
Assists:	15	vs. SEMO (Feb. 25)
Errors:	2	vs. #3 Texas Tech (Feb. 20 in Arlington, Texas)
		at Louisiana Tech (March 12)
		vs. Oklahoma (March 16)
Passed balls:	2	vs. SEMO (Feb. 26)
		vs. #22 Alabama (March 19)
DPs turned:	2	vs. Murray State (March 7)
		at Louisiana Tech (March 14)

### Pitching

Innings pitched:	10.0	vs. SEMO (Feb. 25)
		at Louisiana Tech (March 12)
Runs allowed:	16	vs. #22 Alabama (March 19)
Earned runs:	16	vs. #22 Alabama (March 19)
Walks allowed:	8	vs. Oklahoma (March 16)
Strikeouts:	18	vs. #10 TCU (Feb. 22 in Arlington, Texas)
		vs. Murray State (March 5)
Hits allowed:	15	vs. #22 Alabama (March 19)
Doubles allowed:	3	vs. Murray State (March 6)
		at Louisiana Tech (March 12)
		vs. #22 Alabama (March 19)
Triples allowed:	1	vs. SEMO (Feb. 25)
		at Louisiana Tech (March 12)
		vs. Memphis (March 23)
Homers allowed:	4	vs. #22 Alabama (March 19)
Wild pitches:	4	vs. Oklahoma (March 16)
Hit batters:	3	vs. #3 Texas Tech (Feb. 20 in Arlington, Texas)
		vs. #9 Texas (Feb. 21 in Arlington, Texas)

## INDIVIDUAL GAME HIGHS

### Individual Batting

At-bats:	6	Robert Moore at Louisiana Tech (March 12)
		Brady Slavens vs. Memphis (March 23)
Runs scored:	3	(9 times)
Hits:	4	Christian Franklin vs. SEMO (Feb. 27)
		Matt Goodheart vs. Memphis (March 24)
RBI:	5	Jacob Nesbit vs. Memphis (March 23)
Doubles:	2	Jalen Battles vs. SEMO (Feb. 27)
		Brady Slavens at Louisiana Tech (March 13)
Triples:	1	Christian Franklin vs. #10 TCU (Feb. 22 in Arlington, Texas)
		Brady Slavens vs. SEMO (Feb. 26)
		Casey Opitz vs. Murray State (March 5)
Home runs:	2	Robert Moore vs. Murray State (March 5)
Total bases:	9	Robert Moore vs. Murray State (Feb. 5)
Walks:	4	Braydon Webb vs. Memphis (March 23)
Strikeouts:	4	Christian Franklin vs. #3 Texas Tech (Feb. 20 in Arlington, Texas)
		Cullen Smith at Louisiana Tech (March 12)
		Jalen Battles vs. #22 Alabama (March 19)
Sac hits:	1	Zack Gregory vs. #10 TCU (Feb. 22 in Arlington, Texas)
		Brady Slavens at Louisiana Tech (March 12)
Sac flies:	1	(10 times)
Stolen bases:	2	Robert Moore vs. Texas Tech (Feb. 20 in Arlington, Texas)
		Christian Franklin vs. SEMO (Feb. 27)
		Christian Franklin at Louisiana Tech (March 13)
Hit by pitch:	2	Zack Gregory vs. SEMO (Feb. 25)
		Braydon Webb vs. SEMO (Feb. 26)
Caught stealing:	1	(4 times)
Runners LOB:	5	Matt Goodheart at Louisiana Tech (March 12)

### Fielding

Putouts:	18	Casey Opitz vs. #10 TCU (Feb. 22)
Assists:	5	(4 times)
Errors:	1	(11 times)
Passed balls:	1	Dylan Leach vs. SEMO (Feb. 26)
		Dylan Leach vs. #22 Alabama (March 19)

### Pitching

Innings pitched:	8.0	Zebulon Vermillion at Louisiana Tech (March 13)
		Zebulon Vermillion vs. #22 Alabama (March 20)
Runs allowed:	6	Blake Adams vs. #22 Alabama (March 19)
Earned runs:	5	Blake Adams vs. #22 Alabama (March 19)
		Evan Taylor vs. #22 Alabama (March 19)
Walks allowed:	4	Zebulon Vermillion vs. SEMO (Feb. 26)
Strikeouts:	10	Peyton Pallette vs. Murray State (March 5)
Hits allowed:	6	Patrick Wicklander at Louisiana Tech (March 12)
Doubles allowed:	3	Caleb Bolden vs. Murray State (March 6)
Triples allowed:	1	Patrick Wicklander vs. SEMO (Feb. 25)
		Ryan Costeiu at Louisiana Tech (March 12)
		Caleb Bolden vs. Memphis (March 23)
Homers allowed:	2	Evan Taylor vs. #22 Alabama (March 19)
Wild pitches:	3	Evan Gray vs. Oklahoma (March 16)
Hit batters:	2	Peyton Pallette vs. #9 Texas (Feb. 21 in Arlington, Texas)
		Lael Lockhart vs. #10 TCU (Feb. 22 in Arlington, Texas)
		Peyton Pallette at Louisiana Tech (March 12)

## THE LAST TIME AN ARKANSAS PLAYER...

4 hits in a game.....	Matt Goodheart vs. Memphis, March 24, 2021
5 hits in a game.....	Andy Wilkins at #9 Oklahoma (Norman Regional), May 31, 2009
6 hits in a game.....	Jeremy Jackson vs. Northeastern (Okla.), April 16, 1997
2 hits in an inning.....	Casey Opitz vs. Eastern Illinois, Feb. 16, 2019
2 doubles in a game.....	Brady Slavens at Louisiana Tech, March 13, 2021
3 doubles in a game.....	Trevor Ezell vs. TCU (Fayetteville Regional), June 1, 2019
4 doubles in a game.....	Rodney Nye vs. Louisiana Tech, March 31, 1998
2 triples in a game.....	Jax Biggers vs. Auburn (SEC Tournament), May 25, 2017
Led off a game with a HR.....	Braydon Webb vs. Eastern Illinois, Feb. 15, 2020
2 home runs in a game.....	Robert Moore vs. Murray State, March 5, 2021
3 home runs in a game.....	Chad Spanberger vs. Auburn (SEC Tournament), May 26, 2017
Grand slam.....	Jacob Nesbit vs. Memphis, March 23, 2021
HR in consecutive at-bats.....	Robert Moore vs. Murray State, March 5, 2021
HR in 3 straight games.....	Christian Franklin vs. SEMO, Feb. 25-27, 2021
HR in 4 straight games.....	Aaron Murphree vs. OSU, So. Dakota St. & Siena, March 2-8, 2008
HR in 5 straight games.....	Aaron Murphree vs. OSU, So. Dakota St. & Siena, March 2-8, 2008
HR in 6 straight games.....	Aaron Murphree vs. OSU, So. Dakota St. & Siena, March 2-9, 2008
Pinch-hit home run.....	Evan Lee at Mississippi State, April 21, 2018
Inside-the-park home run.....	Casey Martin vs. Kentucky, May 3, 2019
Back-to-back home runs.....	Cayden Wallace and Brady Slavens vs. SEMO, Feb. 28, 2021
Walk-off home run.....	Heston Kjerstad vs. South Alabama, March 8, 2020
4 runs in a game.....	Trevor Ezell vs. Ark. - Pine Bluff, April 16, 2019
5 runs in a game.....	Eric Cole vs. South Carolina (NCAA Super), June 11, 2018
6 runs in a game.....	Trevor Ezell vs. Grambling St., April 30, 2019
4 RBI in a game.....	Brady Slavens vs. Oklahoma, March 16, 2021
5 RBI in a game.....	Jacob Nesbit vs. Memphis, March 23, 2021
6 RBI in a game.....	Heston Kjerstad vs. Eastern Illinois, Feb. 16, 2020
7 RBI in a game.....	Chad Spanberger vs. Auburn (SEC Tournament), May 25, 2017
8 RBI in a game.....	Rodney Nye vs. ORU, April 14, 1999
9 RBI in a game.....	Ryan Lundquist vs. Central Missouri St., March 4, 1997
2 stolen bases in a game.....	Christian Franklin at Louisiana Tech, March 13, 2021
3 stolen bases in a game.....	Andrew Benintendi vs. Stephen F. Austin, April 15, 2015
4 stolen bases in a game.....	Logan Forsythe vs. Ole Miss, May 19, 2007
Stole home.....	Bobby Wernes vs. Ole Miss, March 28, 2015
2 errors in a game.....	Zack Gregory vs. Texas, Feb. 29, 2020
3 errors in a game.....	Bobby Wernes, at LSU, April 12, 2014
4 errors in a game.....	Chris Shaddy vs. TCU, April 27, 1980
9-inning no-hitter.....	Scott Roehl vs. Kansas St., March 20, 2001
9-inning combined no-hitter.....	Nick Schmidt (6.0), Brian McLelland (1.0) & Devin Collis (2.0) vs. Oklahoma State, February 12, 2006
7-inning combined no-hitter.....	D. Taccolini (2.0), M. Cronin (3.0), & J. Alberius (2) vs. Auburn (SEC Tournament), May 25, 2017
1-hitter.....	Trevor Stephan (7.0) at Tennessee, May 6, 2017
1-hitter combined.....	P. Wicklander (5.0 IP, 1 H), K. Ramage (1.0 IP), J. Kostyshock (1.0 IP), K. Kopps (1.0 IP), M. Cronin (1.0 IP) vs. Western Illinois, March 12, 2019
2-hitter.....	Kacey Murphy vs. Florida (SEC Tournament), May 27, 2017
2-hitter combined.....	Z. Vermillion (8.0), Z. Morris (1.0) vs. #22 Alabama, March 20, 2021
3-hitter.....	Ryne Stanek (9.0 IP) at #6 South Carolina, March 23, 2013
3-hitter combined.....	C. Bolden (4.2), R. Costeiu (1.1), E. Trest (1.0), Z. Morris (1.0) vs. Memphis, March 23, 2021
Complete game.....	Kacey Murphy vs. Florida (SEC Tournament), May 27, 2017
Complete-game shutout.....	Kacey Murphy vs. Florida (SEC Tournament), May 27, 2017
10-inning or more start.....	Dominic Taccolini at #12 Kentucky (10 innings), April 22, 2016
Had 10 strikeouts.....	Peyton Pallette vs. Murray State, March 5, 2021
Had 11 strikeouts.....	Connor Noland vs. Eastern Illinois, Feb. 14, 2020
Had 12 strikeouts.....	Trevor Stephan vs. Oral Roberts (NCAA Regional), June 2, 2017
Had 13 strikeouts.....	Isaiah Campbell vs. Stony Brook, March 1, 2019
Had 14 strikeouts.....	David Walling vs. South Carolina, May 16, 1999
Had 15 strikeouts.....	Nick Schmidt vs. Auburn, May 18, 2006
Had 16 strikeouts.....	David Walling vs. Eastern Illinois, Feb. 20, 1998
Had 17 strikeouts.....	Jess Todd vs. South Carolina (SEC Tournament), May 24, 2007

## THE LAST TIME AN ARKANSAS TEAM...

Scored 10 runs.....	vs. Eastern Illinois, Feb. 15, 2020
Scored 11 runs.....	vs. Murray State, March 6, 2021
Scored 12 runs.....	vs. Eastern Illinois, Feb. 16, 2020
Scored 13 runs.....	vs. #3 Texas Tech, Feb. 20, 2021
Scored 14 runs.....	vs. Memphis, March 23, 2021
Scored 15 runs.....	vs. South Alabama, March 7, 2020
Scored 16 runs.....	vs. Ark. - Pine Bluff, April 16, 2019
Scored 17 runs.....	vs. Grambling St., April 30, 2019
Scored 18 runs.....	vs. Dayton, Feb. 28, 2018
Scored 19 runs.....	vs. Northwestern State, April 23, 2019
Scored 20 runs.....	vs. Mississippi Valley State, Feb. 24, 2016
Scored 21 runs.....	vs. Mississippi Valley State, Feb. 23, 2016
Scored 22 runs.....	vs. Louisiana Tech, Feb. 14, 2004
Scored 23 runs.....	Never
Scored 24 runs.....	Missouri Southern, Feb. 11, 1998
Scored 25 runs.....	Missouri Southern, Feb. 4, 2001
Scored 26 runs.....	vs. Iowa (in Arlington, Texas), Feb. 14, 1997
Scored 27 runs.....	Never
Scored 28 runs.....	vs. Wisconsin-Milwaukee (2), Feb. 18, 2007
Scored 29 runs.....	Morningside, April 6, 1968
Scored 30 runs.....	at South Carolina, March 30, 1997
Scored 31-32 runs.....	32 vs. Bucknell, Feb. 17, 2018
Scored 33 + runs.....	33 vs. Southwest Baptist, March 21, 1984
Had 13 hits.....	vs. Memphis, March 23, 2021
Had 14 hits.....	vs. Gonzaga, Feb. 23, 2020
Had 15 hits.....	vs. SEMO, Feb. 27, 2021
Had 16 hits.....	vs. #18 Tennessee, April 26, 2019
Had 17 hits.....	vs. #13 Auburn, April 7, 2018
Had 18 hits.....	vs. South Alabama, March 7, 2020
Had 19 hits.....	vs. Northwestern State, April 23, 2019
Had 20 hits.....	vs. Dayton, Feb. 28, 2018
Had 21 hits.....	Kentucky, April 28, 2001
Had 22 hits.....	at #6 Vanderbilt, April 14, 2019
Had 23 hits.....	Centenary, March 31, 1999
Had 24 hits.....	Georgia, March 17, 2001
Had 25 hits.....	at Centenary, March 23, 2005
Had 26-29 hits.....	28 at South Carolina, March 30, 1997
Had 30 hits.....	vs. Saint Louis, April 7, 2010
Had 31+ hits.....	32 vs. Southwest Baptist, March 21, 1984
Hit four home runs in a game.....	4 - Moore, Wallace, Welch, Franklin vs. SEMO, Feb. 26, 2021
Hit five home runs in a game.....	5 - Ezell, Martin (2), Goodheart, Kenley at #17 Texas A&M, May 16, 2019
Hit six or more home runs in a game.....	6 - Jared Gates, Luke Bonfield, Carson Shaddy Dominic Fletcher, Grant Koch, Casey Martin vs. Bucknell, Feb. 17, 2018
4 errors in a game.....	vs. Texas, Feb. 20, 2020
5 errors in a game.....	vs. South Carolina (SEC Tournament), May 23, 2018
6 errors in a game.....	vs. Eastern Illinois, March 5, 2016
7 errors in a game.....	vs. LA Tech, March 20, 2001
Was shutout.....	at Louisiana Tech, March 14, 2021
Was shutout in back-to-back games.....	vs. LSU, April 23-24, 2005 (7-0, 6-0)
Held to 1 hit.....	vs. Missouri State, May 17, 2016
Held to 2 hits.....	at Louisiana Tech, March 14, 2021
Held to 3 hits.....	vs. LSU, May 26, 2018
Did not strikeout.....	vs. Eastern Illinois, Feb. 16, 2019
Swept an SEC home series (three games).....	vs. #18 Tennessee, April 26-28, 2019
Swept an SEC road series (three games).....	at Alabama, April 30-May 2, 2015
Was swept in SEC home series.....	vs. Alabama, May 13-15, 2016
Was swept in SEC road series.....	at Mississippi State, April 20-21, 2018
Swept a non-conference home series.....	vs. Memphis, March 23-24, 2021
Swept a non-conference road series.....	at McNeese State, March 23-24, 2010
Was swept in a con-conference home series.....	Gonzaga, March 10-11, 2015
Was swept in a non-conference road series.....	at Nebraska, April 16, 2013
Won a non-conference home series.....	vs. Memphis, March 23-24, 2021
Won a non-conference road series.....	at Louisiana Tech, March 12-14, 2021
Lost a non-conference home series.....	vs. South Alabama, Feb. 28-March 1, 2014
Lost a non-conference road series.....	at Nebraska, April 16, 2013
Back-to-back shutouts.....	UK (1-0) April 22 and UK (2-0) April 23, 2016
Most consecutive shutouts.....	4 vs. Wisconsin (March 15-16, 1980)
Shut out an opponent at home.....	vs. Murray State (6-0), March 7, 2021
Shut out an opponent on the road.....	at #15 Auburn (8-0), April 6, 2019
Shut out an SEC opponent at home.....	vs. Missouri (2-0), March 15, 2019
Shut out an SEC opponent on the road.....	at #15 Auburn (8-0), April 6, 2019



## RECORD RUNDOWN

Overall .....	16-3
vs. top-5 teams .....	1-0
vs. top-10 teams .....	2-0
vs. top-25 teams .....	2-1
vs. unranked teams .....	11-2
At home .....	11-2
On the road .....	2-1
At neutral sites .....	3-0
In day games .....	10-2
In night games .....	6-1
In extra innings .....	2-0
vs. teams over .500 .....	9-3
vs. teams .500 or worse .....	6-0
vs. right-handed starter .....	8-2
vs. left-handed starter .....	8-1
When starter receives decision .....	4-2
When reliever receives decision .....	12-1
When starter goes 5+ innings .....	4-1
When starter goes less than 5 innings .....	12-2
When scoring first .....	10-1
When opponent scores first .....	6-2
When leading after 6 innings .....	10-0
When trailing after 6 innings .....	5-3
When tied after 6 innings .....	0-0
When leading after 7 innings .....	10-0
When trailing after 7 innings .....	5-3
When tied after 7 innings .....	0-0
When leading after 8 innings .....	12-0
When trailing after 8 innings .....	2-3
When tied after 8 innings .....	1-0
In one-run games .....	2-0
In two-run games .....	2-1
In five-run or more games .....	8-1
Series W-L-T .....	4-0-0
Series sweeps/times swept .....	3/0
When scoring 10+ runs .....	4-0
Shutouts/times shut out .....	2/1
When opponent scores 5 runs or less .....	12-1
When opponent scores 6 runs or more .....	4-2
When collecting 0-3 hits .....	0-1
When collecting 4-6 hits .....	4-1
When collecting 7-9 hits .....	4-1
When collecting 10-12 hits .....	5-0
When collecting 13+ hits .....	3-0
When out-hitting opponent .....	12-0
When out-hit by opponent .....	2-3
When hits are equal .....	2-0
When hitting a home run .....	14-2
When opponent hits a home run .....	7-2
When errorless .....	10-0
When committing one error .....	4-0
When committing 2+ errors .....	2-1
When opponent is errorless .....	7-0
vs. SEC .....	2-1
vs. SEC East .....	0-0
vs. SEC West .....	2-1
vs. non-conference .....	14-2
Game 1 of weekend series .....	4-1
Game 2 of weekend series .....	5-0
Game 3 of weekend series .....	4-1
Game 4 of weekend series .....	1-0
In February .....	7-0
In March .....	9-3
In April .....	0-0
In May .....	0-0
In June .....	0-0

## MULTIPLE-HIT GAMES

Name	2	3	4	5+	Tot
Brady Slavens	5	1	-	-	6
Casey Opitz	4	1	-	-	5
Robert Moore	3	2	-	-	5
Cayden Wallace	2	3	-	-	5
Christian Franklin	2	2	1	-	5
Jalen Battles	3	1	-	-	4
Jacob Nesbit	2	-	-	-	2
Cullen Smith	2	-	-	-	2
Matt Goodheart	1	-	1	-	2
Charlie Welch	1	-	-	-	1
Ethan Bates	1	-	-	-	1
Zack Gregory	1	-	-	-	1
TEAM	27	10	2	-	39

## CAREER MULTIPLE-HIT GAMES

Name	2017	2018	2019	2020	2021	Total
Cullen Smith	18	15	18	-	2	53
Christian Franklin	-	-	17	7	5	29
Matt Goodheart	-	-	21	6	2	29
Jacob Nesbit	-	-	12	3	2	17
Casey Opitz	-	2	6	4	5	17
Brady Slavens	-	-	8	-	6	14
Robert Moore	-	-	-	6	5	11
Cayden Wallace	-	-	-	-	5	5
Braydon Webb	-	-	-	5	-	5
Jalen Battles	-	-	-	-	4	4
Zack Gregory	-	-	-	1	1	2
Ethan Bates	-	-	-	-	1	1
Charlie Welch	-	-	-	-	1	1

## MULTIPLE-RBI GAMES

Name	2	3	4	5+	Total
Jalen Battles	4	1	-	-	5
Brady Slavens	2	1	2	-	5
Christian Franklin	2	1	1	-	4
Cayden Wallace	2	1	-	-	3
Matt Goodheart	3	-	-	-	3
Casey Opitz	3	-	-	-	3
Robert Moore	2	-	1	-	3
Jacob Nesbit	-	1	-	1	2
Charlie Welch	2	-	-	-	2
Zack Gregory	-	1	-	-	1
Braydon Webb	1	-	-	-	1
Ethan Bates	1	-	-	-	1
Cullen Smith	-	1	-	-	1
TEAM	22	7	4	1	34

## HITTING STREAKS

Name	Longest	Current
Casey Opitz	11	3
Robert Moore	9	1
Cullen Smith	7	4
Brady Slavens	7	3
Matt Goodheart	6	1
Christian Franklin	5	1
Cayden Wallace	4	4
Jalen Battles	4	-
Jacob Nesbit	3	3
Charlie Welch	2	2
Zack Gregory	2	2
Braydon Webb	2	2
Dylan Leach	1	-
Ethan Bates	1	1
Zac White	1	-

## REACHED BASE

Name	Longest	Current
Matt Goodheart	13	13
Casey Opitz	11	3
Cullen Smith	10	4
Robert Moore	9	2
Jalen Battles	7	3
Brady Slavens	7	3
Cayden Wallace	7	4
Braydon Webb	6	4
Zack Gregory	6	2
Christian Franklin	6	4
Jacob Nesbit	4	3
Dylan Leach	3	3
Zac White	2	2
Charlie Welch	2	2
Ethan Bates	1	1

## CAREER HOME RUNS

Name	SOLO	2R	3R	GS	Total
Christian Franklin	8	2	2	1	13
Cullen Smith	-	-	-	-	11
Matt Goodheart	3	6	1	-	10
Brady Slavens	3	2	2	-	7
Robert Moore	1	5	-	-	6
Jacob Nesbit	1	1	2	2	6
Casey Opitz	2	3	-	-	5
Cayden Wallace	3	2	-	-	5
Zack Gregory	2	-	-	-	2
Braydon Webb	2	-	-	-	2
Jalen Battles	-	1	-	-	1
Charlie Welch	-	1	-	-	1

## HOME RUN BREAKDOWN

Total .....	31
at Baum-Walker Stadium .....	26
on The Road .....	4
Neutral Site .....	1
vs. RHP .....	21
vs. LHP .....	10
w/ 0 Outs .....	14
w/ 1 Out .....	8
w/ 2 Outs .....	9
Solo .....	14
Two-Run .....	13
Three-Run .....	3
Grand Slam .....	1
Leadoff .....	6
Back-To-Back .....	1
Pinch-Hit .....	0
Walk-Off .....	0
Before 7th Inning .....	22
7th Inning and Beyond .....	9
Opponent Total .....	13
Last HR Given Up .....	Solo
Longest Stretch Without HR Allowed .....	4
Current Streak of No HR Allowed .....	0

## COMEBACKS

defined as any win when trailing after an inning

Date / Opponent	Score (Inn.)	Final
Feb. 20 / #3 Texas Tech	8-9 (9)	13-9
Feb. 22 / #10 TCU	0-1 (8)	4-1
Feb. 25 / SEMO	2-5 (9)	6-5 (10)
Feb. 26 / SEMO	0-2 (2)	7-3
March 5 / Murray State	5-6 (8)	7-6
March 6 / Murray State	3-5 (4)	11-6
March 12 / LA Tech	4-7 (8)	9-7 (10)
March 24 / Memphis	0-2 (3)	9-4

## BLOWN LEADS

defined as any loss when leading after an inning

Date/Opponent	Score (Inn.)	Final
March 16 / Oklahoma	2-0 (1)	5-8



# HOME RUN CHART |||



No.	Player	Gm#	Date	Opponent	Pitcher	On Base	Inning	Outs	Count	Score	Final
1	Brady Slavens (1)	2	Feb. 21	#9 Texas	Dawson Merryman	2	6th	1	1-0	1-0	W, 4-0
2	Christian Franklin (1)	4	Feb. 25	SEMO	Dylan Dodd	0	3rd	2	1-1	0-3	W, 6-5 (10)
3	Brady Slavens (2)	4	Feb. 25	SEMO	Dylan Dodd	0	4th	1	2-1	1-3	W, 6-5 (10)
4	Robert Moore (1)	5	Feb. 26	SEMO	Noah Niznik	1	3rd	2	1-0	0-2	W, 7-3
5	Cayden Wallace (1)	5	Feb. 26	SEMO	Noah Niznik	1	6th	2	1-1	2-2	W, 7-3
6	Charlie Welch (1)	5	Feb. 26	SEMO	Noah Niznik	1	6th	2	2-1	4-2	W, 7-3
7	Christian Franklin (2)*	5	Feb. 26	SEMO	Hunter Ralls	0	8th	0	2-1	6-3	W, 7-3
8	Christian Franklin (3)	6	Feb. 27	SEMO	Bryce Grossius	1	2nd	0	0-0	4-0	W, 9-3
9	Cayden Wallace (2)**	7	Feb. 28	SEMO	Austin Williams	0	2nd	0	0-1	0-0	W, 11-4 (5)
10	Brady Slavens (3)^	7	Feb. 28	SEMO	Austin Williams	0	2nd	0	1-1	1-0	W, 11-4 (5)
11	Matt Goodheart (1)	7	Feb. 28	SEMO	Hunter Ralls	1	4th	0	3-1	6-3	W, 11-4 (5)
12	Robert Moore (2)	8	March 5	Murray State	Jacob Pennington	1	6th	2	0-1	3-6	W, 7-6
13	Robert Moore (3)	8	March 5	Murray State	Alec Whaley	1	8th	0	2-1	5-6	W, 7-6
14	Cullen Smith (1)	9	March 6	Murray State	Sam Gardner	2	2nd	1	1-1	0-4	W, 11-6
15	Zack Gregory (1)	9	March 6	Murray State	Jake Jones	0	6th	2	1-1	6-5	W, 11-6
16	Brady Slavens (4)	9	March 6	Murray State	Cade Vernon	1	8th	2	0-2	9-6	W, 11-6
17	Jacob Nesbit (1)	10	March 7	Murray State	Nathaniel Gorczyca	2	4th	1	0-1	1-0	W, 6-0
18	Matt Goodheart (2)	11	March 12	Louisiana Tech	Jonathan Fincher	1	4th	0	0-0	0-0	W, 9-7 (10)
19	Cayden Wallace (3)	11	March 12	Louisiana Tech	Jonathan Fincher	0	6th	1	1-1	3-4	W, 9-7 (10)
20	Jalen Battles (1)	11	March 12	Louisiana Tech	Cade Gibson	1	10th	0	3-1	7-8	W, 9-7 (10)
21	Cayden Wallace (4)*	12	March 13	Louisiana Tech	Ryan Jennings	0	4th	0	3-2	2-0	W, 8-1
22	Brady Slavens (5)	14	March 16	Oklahoma	Braden Carmichael	1	6th	2	0-0	2-8	L, 8-5
23	Robert Moore (4)*	14	March 16	Oklahoma	Jaret Godman	0	8th	0	0-2	4-8	L, 8-5
24	Christian Franklin (5)	15	March 19	#22 Alabama	Tyler Ras	0	2nd	1	1-0	0-10	L, 16-1
25	Casey Opitz (1)*	16	March 20	#22 Alabama	Dylan Smith	0	3rd	0	1-0	0-0	W, 9-1
26	Brady Slavens (6)	17	March 21	#22 Alabama	Antoine Jean	0	4th	2	2-0	0-0	W, 3-1
27	Braydon Webb (1)*	18	March 23	Memphis	James Muse	0	8th	0	0-0	5-1	W, 14-1
28	Cayden Wallace (5)	18	March 23	Memphis	Brayden Green	1	8th	1	2-2	6-1	W, 14-1
29	Jacob Nesbit (2)	18	March 23	Memphis	Brayden Green	3	8th	1	1-1	8-1	W, 14-1
30	Matt Goodheart (3)	19	March 24	Memphis	Reed Harding	1	6th	0	0-0	4-3	W, 9-4
31	Zack Gregory (2)*	19	March 24	Memphis	Takoda Metoxen	0	8th	0	1-2	8-4	W, 9-4

\* - indicates leadoff home run  
^ - indicates back-to-back home run  
! - indicates walk-off home run



# ||| TEAM PITCHING GAME-BY-GAME

## STARTERS GAME-BY-GAME

Opponent	W-L	IP	H	R	ER	BB	K
vs. #3 Texas Tech	--	4.0	3	2	2	2	4
vs. #9 Texas	--	4.1	1	0	0	1	8
vs. #10 TCU	--	4.1	2	1	1	2	8
SEMO	--	0.1	1	3	3	2	0
SEMO	--	3.0	2	2	2	4	1
SEMO	W	5.0	3	0	0	1	8
SEMO	--	3.2	3	3	3	3	5
Murray State	--	4.0	4	2	2	3	10
Murray State	--	1.2	4	4	1	1	3
Murray State	W	5.0	5	0	0	1	6
at LA Tech	--	4.0	2	2	2	2	5
at LA Tech	W	8.0	3	1	1	3	2
at LA Tech	L	5.0	4	2	2	1	3
Oklahoma	--	1.2	1	0	0	3	1
#22 Alabama	L	1.0	2	4	4	3	0
#22 Alabama	W	8.0	1	1	1	2	4
#22 Alabama	--	4.2	2	0	0	2	9
Memphis	--	4.2	1	1	1	3	3
Memphis	--	2.0	0	2	1	3	3

## BULLPEN GAME-BY-GAME

Opponent	W-L	IP	H	R	ER	BB	K
vs. #3 Texas Tech	W	5.0	6	7	7	5	6
vs. #9 Texas	W	4.2	1	0	0	1	7
vs. #10 TCU	W	4.2	2	0	0	2	10
SEMO	W	9.2	8	2	2	1	10
SEMO	W	6.0	3	1	0	2	7
SEMO	--	4.0	3	3	3	4	5
SEMO	W	1.1	1	1	1	2	1
Murray State	W	5.0	2	4	4	4	8
Murray State	W	7.1	7	2	2	3	5
Murray State	--	4.0	1	0	0	4	5
at LA Tech	W	6.0	11	5	5	2	7
at LA Tech	--	1.0	1	0	0	0	1
at LA Tech	--	3.0	1	0	0	0	2
Oklahoma	L	7.1	10	8	7	5	9
#22 Alabama	--	8.0	13	12	11	3	7
#22 Alabama	--	1.0	1	0	0	0	2
#22 Alabama	W	4.1	2	1	1	1	6
Memphis	W	4.1	2	0	0	0	7
Memphis	W	7.0	4	2	2	3	7

## TEAM RECORD PER STARTER

Pitcher (Total Starts)	Record
Peyton Pallette (5)	4-1
Lael Lockhart (5)	4-1
Zebulon Vermillion (4)	4-0
Caleb Bolden (3)	3-0
Miller Pleimann (1)	1-0
Patrick Wicklander (1)	0-1

## QUALITY STARTS

Pitcher (Total Starts)	QS	Record
Zebulon Vermillion (4)	2	2-0

## RUN SUPPORT

Pitcher (Total Starts)	Runs	Per Start
Caleb Bolden (3)	31	10.3
Zebulon Vermillion (4)	37	9.3
Miller Pleimann (1)	9	9.0
Peyton Pallette (5)	30	6.0
Patrick Wicklander (1)	5	5.0
Lael Lockhart (4)	24	4.8



**RECORD:** 16-3 • **HOME:** 11-2 • **AWAY:** 2-1 • **NEUTRAL:** 3-0 • **SEC:** 2-1

Date	Opponent	1	2	3	4	5	6	7	8	9
Feb. 20	vs. #3 Texas Tech	Moore	Franklin	Smith	Webb	Slavens	Opitz	Wallace	Nesbit	Battles
Feb. 21	vs. #9 Texas	Moore	Franklin	Smith	Webb	Slavens	Opitz	Wallace	Nesbit	Battles
Feb. 22	vs. #10 TCU	Moore	Franklin	Smith	Webb	Slavens	Opitz	Wallace	Nesbit	Battles
Feb. 25	SEMO	Moore	Franklin	Smith	Webb	Slavens	Opitz	Wallace	Gregory	Battles
Feb. 26	SEMO	Moore	Franklin	Smith	Wallace	Slavens	Welch	Webb	Battles	Leach
Feb. 27	SEMO	Moore	Franklin	Goodheart	Wallace	Slavens	Smith	Opitz	Battles	Gregory
Feb. 28	SEMO	Moore	Franklin	Goodheart	Wallace	Slavens	Smith	Opitz	Bates	Battles
March 5	Murray State	Moore	Franklin	Goodheart	Wallace	Slavens	Opitz	Smith	Battles	Webb
March 6	Murray State	Moore	Franklin	Goodheart	Wallace	Slavens	Opitz	Smith	Battles	Gregory
March 7	Murray State	Moore	Franklin	Goodheart	Slavens	Smith	Battles	Gregory	Nesbit	Leach
March 12	at Louisiana Tech	Moore	Franklin	Goodheart	Wallace	Slavens	Opitz	Smith	Battles	Webb
March 13	at Louisiana Tech	Moore	Franklin	Goodheart	Wallace	Slavens	Opitz	Smith	Battles	Gregory
March 14	at Louisiana Tech	Moore	Franklin	Goodheart	Wallace	Slavens	Opitz	Smith	Battles	Webb
March 16	Oklahoma	Moore	Franklin	Goodheart	Wallace	Slavens	Opitz	Smith	Battles	Gregory
March 19	#22 Alabama	Moore	Goodheart	Wallace	Slavens	Franklin	Opitz	Smith	Battles	Gregory
March 20	#22 Alabama	Moore	Franklin	Goodheart	Wallace	Slavens	Webb	Opitz	Smith	Battles
March 21	#22 Alabama	Moore	Franklin	Goodheart	Wallace	Slavens	Webb	Opitz	Smith	Battles
March 23	Memphis	Webb	Franklin	Welch	Wallace	Slavens	Leach	Battles	Nesbit	White
March 24	Memphis	Moore	Webb	Goodheart	Wallace	Smith	Bates	Gregory	Nesbit	Leach





# ||| GAME-BY-GAME DEFENSIVE LINEUP

**RECORD:** 16-3 • **HOME:** 11-2 • **AWAY:** 2-1 • **NEUTRAL:** 3-0 • **SEC:** 2-1

Date	Opponent	C	1B	2B	3B	SS	LF	CF	RF	DH
Feb. 20	vs. #3 Texas Tech	Opitz	Smith	Moore	Nesbit	Battles	Webb	Franklin	Wallace	Slavens
Feb. 21	vs. #9 Texas	Opitz	Smith	Moore	Nesbit	Battles	Webb	Franklin	Wallace	Slavens
Feb. 22	vs. #10 TCU	Opitz	Smith	Moore	Nesbit	Battles	Webb	Franklin	Wallace	Slavens
Feb. 25	vs. SEMO	Opitz	Slavens	Moore	Smith	Battles	Gregory	Franklin	Wallace	Slavens
Feb. 26	SEMO	Leach	Slavens	Moore	Smith	Battles	Webb	Franklin	Wallace	Welch
Feb. 27	SEMO	Opitz	Slavens	Moore	Smith	Battles	Greogry	Franklin	Wallace	Goodheart
Feb. 28	SEMO	Opitz	Slavens	Moore	Smith	Battles	Bates	Franklin	Wallace	Goodheart
March 5	Murray State	Opitz	Slavens	Moore	Smith	Battles	Webb	Franklin	Wallace	Goodheart
March 6	Murray State	Opitz	Slavens	Moore	Smith	Battles	Gregory	Franklin	Wallace	Goodheart
March 7	Murray State	Leach	Smith	Moore	Nesbit	Battles	Gregory	Franklin	Slavens	Goodheart
March 12	at Louisiana Tech	Opitz	Slavens	Moore	Smith	Battles	Webb	Franklin	Wallace	Goodheart
March 13	at Louisiana Tech	Opitz	Slavens	Moore	Smith	Battles	Gregory	Franklin	Wallace	Goodheart
March 14	at Louisiana Tech	Opitz	Slavens	Moore	Smith	Battles	Webb	Franklin	Wallace	Goodheart
March 16	Oklahoma	Opitz	Slavens	Moore	Smith	Battles	Gregory	Franklin	Wallace	Goodheart
March 19	#22 Alabama	Opitz	Slavens	Moore	Smith	Battles	Gregory	Franklin	Wallace	Goodheart
March 20	#22 Alabama	Opitz	Slavens	Moore	Smith	Battles	Webb	Franklin	Wallace	Goodheart
March 21	#22 Alabama	Opitz	Slavens	Moore	Smith	Battles	Webb	Franklin	Wallace	Goodheart
March 23	Memphis	Leach	Slavens	Nesbit	Wallace	Battles	Webb	Franklin	White	Welch
March 24	Memphis	Leach	Goodheart	Nesbit	Smith	Moore	Gregory	Webb	Bates	Wallace



RECORD: 16-3 • HOME: 11-2 • AWAY: 2-1 • NEUTRAL: 3-0 • SEC: 2-1

Date	Opponent	AB	R	H	RBI	2B	3B	HR	BB	IBB	SB	CS	HBP	SAC	SF	GDP	K	PO	A	E	Avg
Feb. 20	vs. #3 Texas Tech	37	13	11	7	1	0	0	11	0	3	0	1	0	1	0	14	27	9	2	.297
Feb. 21	vs. #9 Texas	30	4	6	4	0	0	1	5	0	0	0	1	0	0	0	9	27	5	0	.254
Feb. 20	vs. #10 TCU	30	4	6	3	1	1	0	4	0	0	1	2	1	0	0	13	27	5	0	.237
Feb. 25	SEMO	37	6	9	1	0	0	2	4	0	0	0	3	0	1	0	13	30	15	0	.239
Feb. 26	SEMO	32	7	9	7	0	1	4	0	0	1	0	3	0	0	0	7	27	12	0	.241
Feb. 27	SEMO	39	9	15	7	4	0	1	6	0	4	0	0	0	0	0	9	27	9	1	.268
Feb. 28	SEMO	25	11	12	9	6	0	3	4	0	2	0	0	0	0	0	3	15	8	0	.291
March 5	Murray State	31	7	8	7	1	1	2	7	0	3	0	1	0	1	0	11	27	5	1	.287
March 6	Murray State	34	11	12	11	2	0	3	7	0	2	2	1	0	0	0	5	27	9	1	.295
March 7	Murray State	24	6	5	6	0	0	1	9	0	0	0	2	0	3	0	9	27	8	0	.288
March 12	at Louisiana Tech	37	9	9	9	2	0	3	6	0	2	1	3	1	0	0	11	30	10	2	.284
March 13	at Louisiana Tech	34	8	12	6	4	0	1	7	0	4	0	2	0	1	0	7	27	9	0	.290
March 14	at Louisiana Tech	29	0	2	0	1	0	0	1	0	1	0	2	0	0	1	10	24	13	0	.274
March 16	Oklahoma	34	5	6	5	0	0	2	1	0	0	0	1	0	0	0	13	27	8	2	.267
March 19	#22 Alabama	33	1	8	1	0	0	1	3	0	0	0	0	0	0	0	10	27	10	1	.265
March 20	#22 Alabama	34	9	12	6	3	0	1	2	0	0	0	0	0	2	0	13	27	9	0	.271
March 21	#22 Alabama	29	3	5	3	0	0	1	6	0	0	0	1	0	0	0	4	27	11	0	.266
March 23	Memphis	36	14	13	14	2	0	3	10	0	1	0	3	0	0	0	5	27	10	0	.272
March 24	Memphis	36	9	14	7	2	0	2	8	0	0	0	2	0	1	0	5	27	12	1	.279
	<b>Totals</b>	<b>621</b>	<b>136</b>	<b>173</b>	<b>118</b>	<b>30</b>	<b>3</b>	<b>31</b>	<b>101</b>	<b>0</b>	<b>23</b>	<b>4</b>	<b>28</b>	<b>2</b>	<b>10</b>	<b>1</b>	<b>171</b>	<b>504</b>	<b>177</b>	<b>11</b>	<b>.279</b>



# ||| GAME-BY-GAME PITCHING

**RECORD:** 16-3 • **HOME:** 11-2 • **AWAY:** 2-1 • **NEUTRAL:** 3-0 • **SEC:** 2-1

Date	Opponent	IP	H	R	ER	BB	SO	2B	3B	HR	WP	BK	HBP	DP	IBB	Score	W	L	SV	ERA
Feb. 20	vs. #3 Texas Tech	9.0	9	9	9	7	10	2	0	1	2	1	3	1	0	13-9	1	0	0	9.00
Feb. 21	vs. #9 Texas	9.0	2	0	0	2	15	0	0	0	0	0	3	0	0	4-0	2	0	1	4.50
Feb. 22	vs. #10 TCU	9.0	2	1	1	4	18	0	0	0	0	0	2	1	0	4-1	3	0	1	3.33
Feb. 25	SEMO	10.0	9	5	5	3	10	0	1	0	0	1	1	1	0	6-5	4	0	2	3.65
Feb. 26	SEMO	9.0	5	3	2	6	8	0	0	0	2	0	0	1	0	7-3	5	0	2	3.33
Feb. 27	SEMO	9.0	6	3	3	5	13	0	0	1	1	0	0	1	0	9-3	6	0	2	3.27
Feb. 28	SEMO	5.0	4	4	4	5	6	0	0	1	1	0	0	1	0	11-4	7	0	2	3.60
March 5	Murray State	9.0	8	6	6	7	18	1	0	2	1	0	0	0	0	7-6	8	0	3	3.91
March 6	Murray State	9.0	11	6	3	4	8	3	0	1	2	0	0	1	0	11-6	9	0	4	3.81
March 7	Murray State	9.0	6	0	0	5	11	0	0	0	2	0	0	2	0	6-0	10	0	4	3.41
March 12	at Louisiana Tech	10.0	13	7	7	4	12	3	1	0	2	0	2	1	1	9-7	11	0	5	3.71
March 13	at Louisiana Tech	9.0	4	1	1	3	3	0	0	0	0	0	0	1	0	8-1	12	0	5	3.48
March 14	at Louisiana Tech	8.0	5	2	2	1	5	0	0	0	0	0	1	2	0	0-2	12	1	5	3.39
March 16	Oklahoma	9.0	11	8	7	8	10	1	0	1	4	0	1	0	0	5-8	12	2	5	3.66
March 19	#22 Alabama	9.0	15	16	15	6	7	3	0	4	1	0	1	1	0	1-16	12	3	5	4.43
March 20	#22 Alabama	9.0	2	1	1	2	6	1	0	0	1	0	0	0	0	9-1	13	3	5	4.21
March 21	#22 Alabama	9.0	4	1	1	3	15	1	0	1	2	0	1	0	0	3-1	14	3	6	4.02
March 23	Memphis	9.0	3	1	1	3	10	0	1	0	1	0	1	1	0	14-1	15	3	6	3.85
March 24	Memphis	9.0	4	4	3	6	10	0	0	1	2	0	1	0	0	9-4	16	3	7	3.80
	<b>Totals</b>	<b>168.0</b>	<b>123</b>	<b>78</b>	<b>71</b>	<b>84</b>	<b>195</b>	<b>15</b>	<b>3</b>	<b>13</b>	<b>24</b>	<b>2</b>	<b>17</b>	<b>15</b>	<b>1</b>	<b>136-78</b>	<b>16</b>	<b>3</b>	<b>7</b>	<b>3.80</b>

**26 ETHAN BATES****SEASON HIGHS**

Category	High	Opponent (Last)	Date
Hits	2	Memphis	3/24/21
Runs	1	Memphis	3/23/21
Doubles	--	--	--
Triples	--	--	--
Home Runs	--	--	--
RBI	2	Memphis	3/24/21
Walks	1	SEMO	2/28/21
Stolen Bases	--	--	--

**CAREER HIGHS**

Category	High	Opponent (Last)	Date
Hits	2	Memphis	3/24/21
Runs	1	Memphis	3/23/21
Doubles	--	--	--
Triples	--	--	--
Home Runs	--	--	--
RBI	2	Memphis	3/24/21
Walks	1	SEMO	2/28/21
Stolen Bases	--	--	--

**4 JALEN BATTLES****SEASON HIGHS**

Category	High	Opponent (Last)	Date
Hits	3	vs. #3 Texas Tech	2/20/21
Runs	2	2x (at Louisiana Tech)	3/13/21
Doubles	2	SEMO	2/27/21
Triples	--	--	--
Home Runs	1	at Louisiana Tech	3/12/21
RBI	3	vs. #3 Texas Tech	2/20/21
Walks	3	at Louisiana Tech	3/12/21
Stolen Bases	1	2x (Murray State)	3/6/21

**CAREER HIGHS (AT ARKANSAS)**


Category	High	Opponent (Last)	Date
Hits	3	vs. #3 Texas Tech	2/20/21
Runs	2	vs. #3 Texas Tech	2/20/21
Doubles	2	SEMO	2/27/21
Triples	--	--	--
Home Runs	1	at Louisiana Tech	3/12/21
RBI	3	vs. #3 Texas Tech	2/20/21
Walks	3	at Louisiana Tech	3/12/21
Stolen Bases	1	2x (Murray State)	3/6/21

**25 CHRISTIAN FRANKLIN****SEASON HIGHS**

Category	High	Opponent (Last)	Date
Hits	4	SEMO	2/27/21
Runs	2	2x (Memphis)	3/23/21
Doubles	1	3x (Memphis)	3/23/21
Triples	1	vs. #10 TCU	2/22/21
Home Runs	1	4x (#22 Alabama)	3/19/21
RBI	4	Murray State	3/6/21
Walks	2	Murray State	3/5/21
Stolen Bases	2	2x (at Louisiana Tech)	3/13/21

**CAREER HIGHS**

Category	High	Opponent (Last)	Date
Hits	4	SEMO	2/27/21
Runs	3	#18 Tennessee	4/27/19
Doubles	1	12x (Memphis)	3/23/21
Triples	1	2x (vs. #10 TCU)	2/22/21
Home Runs	1	13x (#22 Alabama)	3/19/21
RBI	4	2x (Murray State)	3/6/21
Walks	3	at USC	2/22/19
Stolen Bases	2	3x (at Louisiana Tech)	3/13/21

**10 MATT GOODHEART****SEASON HIGHS**

Category	High	Opponent (Last)	Date
Hits	4	Memphis	3/24/21
Runs	1	7x (Memphis)	3/24/21
Doubles	2	at Louisiana Tech	3/14/21
Triples	--	--	--
Home Runs	1	3x (Memphis)	3/24/21
RBI	2	3x (Memphis)	3/24/21
Walks	2	SEMO	2/27/21
Stolen Bases	1	SEMO	2/27/21

**CAREER HIGHS (AT ARKANSAS)**

Category	High	Opponent (Last)	Date
Hits	4	Memphis	3/24/21
Runs	3	3x (South Alabama)	3/6/20
Doubles	2	4x (#14 Ole Miss)	6/9/19
Triples	1	2x (#2 Mississippi St.)	4/19/19
Home Runs	1	10x (Memphis)	3/24/21
RBI	4	Oral Roberts	4/9/19
Walks	3	3x (South Alabama)	3/6/20
Stolen Bases	1	5x (SEMO)	2/27/21





## 3 ZACK GREGORY

### SEASON HIGHS

Category	High	Opponent (Last)	Date
Hits	2	Memphis	3/24/21
Runs	2	Murray State	3/6/21
Doubles	1	Memphis	3/23/21
Triples	--	--	--
Home Runs	1	2x (Memphis)	3/24/21
RBI	3	Memphis	3/24/21
Walks	3	Murray State	3/7/21
Stolen Bases	--	--	--

### CAREER HIGHS

Category	High	Opponent (Last)	Date
Hits	2	2x (Memphis)	3/24/21
Runs	2	Murray State	3/6/21
Doubles	1	Memphis	3/23/21
Triples	--	--	--
Home Runs	1	2x (Memphis)	3/24/21
RBI	3	Memphis	3/24/21
Walks	3	Murray State	3/7/21
Stolen Bases	--	--	--



## 1 ROBERT MOORE

### SEASON HIGHS

Category	High	Opponent (Last)	Date
Hits	3	2x (Murray State)	3/7/21
Runs	3	2x (Murray State)	3/5/21
Doubles	1	2x (Memphis)	3/24/21
Triples	--	--	--
Home Runs	2	Murray State	3/5/21
RBI	4	Murray State	3/5/21
Walks	2	vs. #3 Texas Tech	2/20/21
Stolen Bases	2	vs. #3 Texas Tech	2/20/21

### CAREER HIGHS

Category	High	Opponent (Last)	Date
Hits	3	3x (Murray State)	3/7/21
Runs	3	2x (Murray State)	3/5/21
Doubles	1	4x (Memphis)	3/24/21
Triples	--	--	--
Home Runs	2	Murray State	3/5/21
RBI	4	Murray State	3/5/21
Walks	2	2x (vs. #3 Texas Tech)	2/20/21
Stolen Bases	2	vs. #3 Texas Tech	2/20/21



## 15 DYLAN LEACH

### SEASON HIGHS

Category	High	Opponent (Last)	Date
Hits	1	2x (Memphis)	3/23/21
Runs	2	Memphis	3/23/21
Doubles	--	--	--
Triples	--	--	--
Home Runs	--	--	--
RBI	--	--	--
Walks	3	Memphis	3/23/21
Stolen Bases	--	--	--

### CAREER HIGHS

Category	High	Opponent (Last)	Date
Hits	1	2x (Memphis)	3/23/21
Runs	2	Memphis	3/23/21
Doubles	--	--	--
Triples	--	--	--
Home Runs	--	--	--
RBI	--	--	--
Walks	3	Memphis	3/23/21
Stolen Bases	--	--	--



## 5 JACOB NESBIT

### SEASON HIGHS

Category	High	Opponent (Last)	Date
Hits	2	2x (Memphis)	3/24/21
Runs	1	2x (Memphis)	3/23/21
Doubles	--	--	--
Triples	--	--	--
Home Runs	1	2x (Memphis)	3/23/21
RBI	5	Memphis	3/23/21
Walks	1	4x (Memphis)	3/24/21
Stolen Bases	--	--	--

### CAREER HIGHS

Category	High	Opponent (Last)	Date
Hits	3	3x (Eastern Illinois)	2/15/20
Runs	2	6x (South Alabama)	3/7/20
Doubles	1	15x (Illinois St.)	3/3/20
Triples	--	--	--
Home Runs	1	6x (Memphis)	3/23/21
RBI	6	#18 Tennessee	4/26/19
Walks	2	3x (at Kentucky)	5/5/19
Stolen Bases	1	7x (TCU)	6/2/19



## 12 CASEY OPITZ

### SEASON HIGHS

Category	High	Opponent (Last)	Date
Hits	3	#22 Alabama	3/20/21
Runs	3	2x (#22 Alabama)	3/20/21
Doubles	1	5x (at Louisiana Tech)	3/13/21
Triples	1	Murray State	3/5/21
Home Runs	1	#22 Alabama	3/20/21
RBI	2	3x (#22 Alabama)	3/21/21
Walks	3	vs. #3 Texas Tech	2/20/21
Stolen Bases	1	3x (at Louisiana Tech)	3/14/21

### CAREER HIGHS

Category	High	Opponent (Last)	Date
Hits	4	at #6 Vanderbilt	4/14/19
Runs	3	4x (#22 Alabama)	3/20/21
Doubles	1	13x (at Louisiana Tech)	3/13/21
Triples	1	Murray State	3/5/21
Home Runs	1	5x (#22 Alabama)	3/20/21
RBI	4	#14 Ole Miss	6/10/19
Walks	3	2x (vs. #3 Texas Tech)	2/20/21
Stolen Bases	1	7x (at Louisiana Tech)	3/13/21



## 14 CULLEN SMITH

### SEASON HIGHS

Category	High	Opponent (Last)	Date
Hits	2	2x (#22 Alabama)	3/19/21
Runs	2	5x (Memphis)	3/24/21
Doubles	1	3x (#22 Alabama)	3/20/21
Triples	--	--	--
Home Runs	1	Murray State	3/6/21
RBI	3	Murray State	3/6/21
Walks	2	3x (at Louisiana Tech)	3/13/21
Stolen Bases	1	2x (at Louisiana Tech)	3/13/21

### CAREER HIGHS (AT ARKANSAS)

Category	High	Opponent (Last)	Date
Hits	2	2x (#22 Alabama)	3/19/21
Runs	2	4x (#22 Alabama)	3/20/21
Doubles	1	3x (#22 Alabama)	3/20/21
Triples	--	--	--
Home Runs	1	Murray State	3/6/21
RBI	3	Murray State	3/6/21
Walks	2	3x (at Louisiana Tech)	3/13/21
Stolen Bases	1	2x (at Louisiana Tech)	3/13/21



## 17 BRADY SLAVENS

### SEASON HIGHS

Category	High	Opponent (Last)	Date
Hits	3	Oklahoma	3/16/21
Runs	3	2x (Murray State)	3/6/21
Doubles	2	at Louisiana Tech	3/13/21
Triples	1	SEMO	2/26/21
Home Runs	1	6x (#22 Alabama)	3/12/21
RBI	4	2x (Oklahoma)	3/16/21
Walks	1	4x (at Louisiana Tech)	3/12/21
Stolen Bases	1	2x (at Louisiana Tech)	3/12/21

### CAREER HIGHS (AT ARKANSAS)

Category	High	Opponent (Last)	Date
Hits	3	Oklahoma	3/16/21
Runs	3	2x (Murray State)	3/6/21
Doubles	2	at Louisiana Tech	3/13/21
Triples	1	SEMO	2/26/21
Home Runs	1	6x (#22 Alabama)	3/12/21
RBI	4	2x (Oklahoma)	3/16/21
Walks	1	4x (at Louisiana Tech)	3/12/21
Stolen Bases	1	2x (at Louisiana Tech)	3/12/21



## 11 CASON TOLLETT

### SEASON HIGHS

Category	High	Opponent (Last)	Date
Hits	--	--	--
Runs	--	--	--
Doubles	--	--	--
Triples	--	--	--
Home Runs	--	--	--
RBI	--	--	--
Walks	--	--	--
Stolen Bases	--	--	--

### CAREER HIGHS

Category	High	Opponent (Last)	Date
Hits	--	--	--
Runs	--	--	--
Doubles	--	--	--
Triples	--	--	--
Home Runs	--	--	--
RBI	--	--	--
Walks	--	--	--
Stolen Bases	--	--	--



## 7 CAYDEN WALLACE

### SEASON HIGHS

Category	High	Opponent (Last)	Date
Hits	3	3x (Memphis)	3/23/21
Runs	3	at Louisiana Tech	2/28/21
Doubles	1	4x (at Louisiana Tech)	3/12/21
Triples	--	--	--
Home Runs	1	5x (Memphis)	3/23/21
RBI	3	Memphis	3/23/21
Walks	2	2x (Memphis)	3/24/21
Stolen Bases	--	--	--

### CAREER HIGHS

Category	High	Opponent (Last)	Date
Hits	3	3x (Memphis)	3/23/21
Runs	3	at Louisiana Tech	2/28/21
Doubles	1	4x (at Louisiana Tech)	3/12/21
Triples	--	--	--
Home Runs	1	5x (Memphis)	3/23/21
RBI	3	Memphis	3/23/21
Walks	2	2x (Memphis)	3/24/21
Stolen Bases	--	--	--



## 19 CHARLIE WELCH

### SEASON HIGHS

Category	High	Opponent (Last)	Date
Hits	2	Memphis	3/23/21
Runs	1	SEMO	2/26/21
Doubles	1	at Louisiana Tech	3/12/21
Triples	--	--	--
Home Runs	1	SEMO	2/26/21
RBI	2	Memphis	3/23/21
Walks	1	Memphis	3/23/21
Stolen Bases	--	--	--

### CAREER HIGHS (AT ARKANSAS)

Category	High	Opponent (Last)	Date
Hits	2	Memphis	3/23/21
Runs	1	SEMO	2/26/21
Doubles	1	at Louisiana Tech	3/12/21
Triples	--	--	--
Home Runs	1	SEMO	2/26/21
RBI	2	Memphis	3/23/21
Walks	1	Memphis	3/23/21
Stolen Bases	--	--	--




## 8 BRAYDON WEBB

### SEASON HIGHS

Category	High	Opponent (Last)	Date
Hits	1	4x (Memphis)	3/24/21
Runs	3	2x (Memphis)	3/24/21
Doubles	1	2x (Memphis)	3/24/21
Triples	--	--	--
Home Runs	--	--	--
RBI	2	vs. #3 Texas Tech	2/20/21
Walks	4	Memphis	3/23/21
Stolen Bases	1	4x (Memphis)	3/23/21

### CAREER HIGHS (AT ARKANSAS)

Category	High	Opponent (Last)	Date
Hits	3	vs. Baylor	3/1/20
Runs	3	3x (Memphis)	3/24/21
Doubles	1	2x (Memphis)	3/24/21
Triples	--	--	--
Home Runs	1	vs. Eastern Illinois	2/16/20
RBI	2	2x (vs. #3 Texas Tech)	2/20/21
Walks	4	Memphis	3/23/21
Stolen Bases	2	South Alabama	3/7/20



## 16 ZAC WHITE

### SEASON HIGHS

Category	High	Opponent (Last)	Date
Hits	1	SEMO	2/27/21
Runs	1	Memphis	3/23/21
Doubles	--	--	--
Triples	--	--	--
Home Runs	--	--	--
RBI	--	--	--
Walks	--	--	--
Stolen Bases	--	--	--

### CAREER HIGHS

Category	High	Opponent (Last)	Date
Hits	1	SEMO	2/27/21
Runs	1	Memphis	3/23/21
Doubles	--	--	--
Triples	--	--	--
Home Runs	--	--	--
RBI	--	--	--
Walks	--	--	--
Stolen Bases	--	--	--




**38 MARK ADAMIAK****SEASON HIGHS**

Category	High	Opponent (Last)	Date
Innings	--	--	--
Longest Start	--	--	--
Shortest Start	--	--	--
Longest Relief	--	--	--
Hits	--	--	--
Runs	--	--	--
Earned Runs	--	--	--
Walks	--	--	--
Strikeouts	--	--	--

**CAREER HIGHS**


Category	High	Opponent (Last)	Date
Innings	1.1	South Alabama	3/6/20
Longest Start	--	--	--
Shortest Start	--	--	--
Longest Relief	1.1	South Alabama	3/6/20
Hits	2	South Alabama	3/6/20
Runs	1	South Alabama	3/6/20
Earned Runs	3	South Alabama	3/6/20
Walks	--	--	--
Strikeouts	1	South Alabama	3/6/20

**27 BLAKE ADAMS****SEASON HIGHS**

Category	High	Opponent (Last)	Date
Innings	2.1	Murray State	3/6/21
Longest Start	--	--	--
Shortest Start	--	--	--
Longest Relief	2.1	Murray State	3/6/21
Hits	5	#22 Alabama	3/19/21
Runs	6	#22 Alabama	3/19/21
Earned Runs	5	#22 Alabama	3/19/21
Walks	2	2x (Memphis)	3/24/21
Strikeouts	2	2x (at Louisiana Tech)	3/14/21

**CAREER HIGHS**

Category	High	Opponent (Last)	Date
Innings	3.0	Eastern Illinois	2/16/20
Longest Start	3.0	Eastern Illinois	2/16/20
Shortest Start	3.0	Eastern Illinois	2/16/20
Longest Relief	2.1	Murray State	3/6/21
Hits	6	Eastern Illinois	2/16/20
Runs	6	#22 Alabama	3/19/21
Earned Runs	5	#22 Alabama	3/19/21
Walks	3	Illinois State	3/3/20
Strikeouts	2	4x (at Louisiana Tech)	3/14/21

**31 CALEB BOLDEN****SEASON HIGHS**

Category	High	Opponent (Last)	Date
Innings	4.2	Memphis	3/23/21
Longest Start	4.2	Memphis	3/23/21
Shortest Start	0.1	SEMO	2/25/21
Longest Relief	4.0	vs. #9 Texas	2/21/21
Hits	4	Murray State	3/6/21
Runs	4	Murray State	3/6/21
Earned Runs	3	SEMO	2/25/21
Walks	3	Memphis	3/23/21
Strikeouts	7	vs. #9 Texas	2/21/21

**CAREER HIGHS**

Category	High	Opponent (Last)	Date
Innings	7.0	ULM	4/4/18
Longest Start	7.0	ULM	4/4/18
Shortest Start	0.1	SEMO	2/25/21
Longest Relief	4.0	2x (vs. #9 Texas)	2/21/21
Hits	7	2x (ULM)	4/4/18
Runs	4	Murray State	3/6/21
Earned Runs	3	4x (SEMO)	2/25/21
Walks	3	3x (Memphis)	3/23/21
Strikeouts	7	vs. #9 Texas	2/21/21

**59 ISSAC BRACKEN****SEASON HIGHS**

Category	High	Opponent (Last)	Date
Innings	--	--	--
Longest Start	--	--	--
Shortest Start	--	--	--
Longest Relief	--	--	--
Hits	--	--	--
Runs	--	--	--
Earned Runs	--	--	--
Walks	--	--	--
Strikeouts	--	--	--

**CAREER HIGHS (AT ARKANSAS)**

Category	High	Opponent (Last)	Date
Innings	--	--	--
Longest Start	--	--	--
Shortest Start	--	--	--
Longest Relief	--	--	--
Hits	--	--	--
Runs	--	--	--
Earned Runs	--	--	--
Walks	--	--	--
Strikeouts	--	--	--





## 21 JACOB BURTON

### SEASON HIGHS

Category	High	Opponent (Last)	Date
Innings	--	--	--
Longest Start	--	--	--
Shortest Start	--	--	--
Longest Relief	--	--	--
Hits	--	--	--
Runs	--	--	--
Earned Runs	--	--	--
Walks	--	--	--
Strikeouts	--	--	--

### CAREER HIGHS

Category	High	Opponent (Last)	Date
Innings	2.0	2x (vs. Texas)	2/29/20
Longest Start	--	--	--
Shortest Start	--	--	--
Longest Relief	2.0	2x (vs. Texas)	2/29/20
Hits	3	Eastern Illinois	2/16/19
Runs	3	Eastern Illinois	2/16/19
Earned Runs	3	Eastern Illinois	2/16/19
Walks	2	2x (vs. Texas)	2/19/20
Strikeouts	3	vs. Texas	2/29/20




## 46 TYLER CACCIATORI

### SEASON HIGHS

Category	High	Opponent (Last)	Date
Innings	--	--	--
Longest Start	--	--	--
Shortest Start	--	--	--
Longest Relief	--	--	--
Hits	--	--	--
Runs	--	--	--
Earned Runs	--	--	--
Walks	--	--	--
Strikeouts	--	--	--

### CAREER HIGHS

Category	High	Opponent (Last)	Date
Innings	--	--	--
Longest Start	--	--	--
Shortest Start	--	--	--
Longest Relief	--	--	--
Hits	--	--	--
Runs	--	--	--
Earned Runs	--	--	--
Walks	--	--	--
Strikeouts	--	--	--



## 35 RYAN COSTEIU

### SEASON HIGHS

Category	High	Opponent (Last)	Date
Innings	1.2	Oklahoma	3/16/21
Longest Start	--	--	--
Shortest Start	--	--	--
Longest Relief	1.2	Oklahoma	3/16/21
Hits	2	2x (Oklahoma)	3/16/21
Runs	2	2x (at Louisiana Tech)	3/12/21
Earned Runs	2	2x (at Louisiana Tech)	3/12/21
Walks	2	2x (Murray State)	3/5/21
Strikeouts	3	Memphis	3/23/21

### CAREER HIGHS (AT ARKANSAS)

Category	High	Opponent (Last)	Date
Innings	1.2	Oklahoma	3/16/21
Longest Start	--	--	--
Shortest Start	--	--	--
Longest Relief	1.2	Oklahoma	3/16/21
Hits	2	2x (Oklahoma)	3/16/21
Runs	2	2x (at Louisiana Tech)	3/12/21
Earned Runs	2	2x (at Louisiana Tech)	3/12/21
Walks	2	2x (Murray State)	3/5/21
Strikeouts	3	Memphis	3/23/21



## 58 EVAN GRAY

### SEASON HIGHS

Category	High	Opponent (Last)	Date
Innings	1.0	3x (Memphis)	3/24/21
Longest Start	--	--	--
Shortest Start	--	--	--
Longest Relief	1.0	3x (Memphis)	3/24/21
Hits	2	Oklahoma	3/16/21
Runs	1	Oklahoma	3/16/21
Earned Runs	1	Oklahoma	3/16/21
Walks	1	Murray State	3/7/21
Strikeouts	2	Murray State	3/7/21

### CAREER HIGHS

Category	High	Opponent (Last)	Date
Innings	1.0	3x (Memphis)	3/24/21
Longest Start	--	--	--
Shortest Start	--	--	--
Longest Relief	1.0	3x (Memphis)	3/24/21
Hits	2	Oklahoma	3/16/21
Runs	1	Oklahoma	3/16/21
Earned Runs	1	Oklahoma	3/16/21
Walks	1	Murray State	3/7/21
Strikeouts	2	Murray State	3/7/21

**34 NICK GRIFFIN****SEASON HIGHS**

Category	High	Opponent (Last)	Date
Innings	--	--	--
Longest Start	--	--	--
Shortest Start	--	--	--
Longest Relief	--	--	--
Hits	--	--	--
Runs	--	--	--
Earned Runs	--	--	--
Walks	--	--	--
Strikeouts	--	--	--

**CAREER HIGHS**

Category	High	Opponent (Last)	Date
Innings	--	--	--
Longest Start	--	--	--
Shortest Start	--	--	--
Longest Relief	--	--	--
Hits	--	--	--
Runs	--	--	--
Earned Runs	--	--	--
Walks	--	--	--
Strikeouts	--	--	--

**18 LAEL LOCKHART****SEASON HIGHS**

Category	High	Opponent (Last)	Date
Innings	5.0	2x (at Louisiana Tech)	3/14/21
Longest Start	5.0	2x (at Louisiana Tech)	3/14/21
Shortest Start	3.2	SEMO	2/28/21
Longest Relief	--	--	--
Hits	5	Murray State	3/7/21
Runs	3	SEMO	2/28/21
Earned Runs	3	SEMO	2/28/21
Walks	3	SEMO	2/28/21
Strikeouts	9	#22 Alabama	3/21/21

**CAREER HIGHS (AT ARKANSAS)**


Category	High	Opponent (Last)	Date
Innings	5.0	2x (at Louisiana Tech)	3/14/21
Longest Start	5.0	2x (at Louisiana Tech)	3/14/21
Shortest Start	3.2	SEMO	2/28/21
Longest Relief	--	--	--
Hits	5	Murray State	3/7/21
Runs	3	SEMO	2/28/21
Earned Runs	3	SEMO	2/28/21
Walks	3	SEMO	2/28/21
Strikeouts	9	#22 Alabama	3/21/21

**45 KEVIN KOPPS****SEASON HIGHS**

Category	High	Opponent (Last)	Date
Innings	3.1	#22 Alabama	3/21/21
Longest Start	--	--	--
Shortest Start	--	--	--
Longest Relief	3.1	#22 Alabama	3/21/21
Hits	2	2x (at Louisiana Tech)	3/12/21
Runs	1	2x (SEMO)	2/28/21
Earned Runs	1	2x (SEMO)	2/28/21
Walks	2	vs. #10 TCU	2/22/21
Strikeouts	5	vs. #10 TCU	2/22/21

**CAREER HIGHS**

Category	High	Opponent (Last)	Date
Innings	5.2	Georgia	4/15/17
Longest Start	3.1	2x (Bryant)	2/26/17
Shortest Start	2.0	2x (Missouri State)	6/4/17
Longest Relief	5.2	Georgia	4/15/17
Hits	5	4x (Illinois State)	3/3/20
Runs	4	#14 Ole Miss	6/9/19
Earned Runs	4	#14 Ole Miss	6/9/19
Walks	3	2x (at Missouri)	3/26/17
Strikeouts	5	3x (vs. #10 TCU)	2/22/21

**50 MATTHEW MAGRE****SEASON HIGHS**

Category	High	Opponent (Last)	Date
Innings	0.2	SEMO	2/27/21
Longest Start	--	--	--
Shortest Start	--	--	--
Longest Relief	0.2	SEMO	2/27/21
Hits	0	SEMO	2/27/21
Runs	0	SEMO	2/27/21
Earned Runs	0	SEMO	2/27/21
Walks	1	SEMO	2/27/21
Strikeouts	1	SEMO	2/27/21

**CAREER HIGHS**

Category	High	Opponent (Last)	Date
Innings	0.2	SEMO	2/27/21
Longest Start	--	--	--
Shortest Start	--	--	--
Longest Relief	0.2	SEMO	2/27/21
Hits	0	SEMO	2/27/21
Runs	0	SEMO	2/27/21
Earned Runs	0	SEMO	2/27/21
Walks	1	SEMO	2/27/21
Strikeouts	1	SEMO	2/27/21




## 41 WILL McENTIRE

### SEASON HIGHS

Category	High	Opponent (Last)	Date
Innings	--	--	--
Longest Start	--	--	--
Shortest Start	--	--	--
Longest Relief	--	--	--
Hits	--	--	--
Runs	--	--	--
Earned Runs	--	--	--
Walks	--	--	--
Strikeouts	--	--	--

### CAREER HIGHS

Category	High	Opponent (Last)	Date
Innings	6.0	Grand Canyon	3/10/20
Longest Start	6.0	Grand Canyon	3/10/20
Shortest Start	6.0	Grand Canyon	3/10/20
Longest Relief	2.0	South Alabama	3/7/20
Hits	7	Grand Canyon	3/10/20
Runs	1	Grand Canyon	3/10/20
Earned Runs	1	Grand Canyon	3/10/20
Walks	--	--	--
Strikeouts	4	South Alabama	3/7/20



## 32 ZACK MORRIS

### SEASON HIGHS

Category	High	Opponent (Last)	Date
Innings	1.0	3x (Memphis)	3/23/21
Longest Start	--	--	--
Shortest Start	--	--	--
Longest Relief	1.0	3x (Memphis)	3/23/21
Hits	1	4x (#22 Alabama)	3/20/21
Runs	2	Oklahoma	3/16/21
Earned Runs	2	Oklahoma	3/16/21
Walks	1	Oklahoma	3/16/21
Strikeouts	2	2x (#22 Alabama)	3/20/21

### CAREER HIGHS

Category	High	Opponent (Last)	Date
Innings	2.0	Gonzaga	2/23/20
Longest Start	--	--	--
Shortest Start	--	--	--
Longest Relief	2.1	Grand Canyon	3/11/20
Hits	2	Gonzaga	2/23/20
Runs	2	Oklahoma	3/16/21
Earned Runs	2	Oklahoma	3/16/21
Walks	1	Oklahoma	3/16/21
Strikeouts	2	2x (#22 Alabama)	3/20/21



## 37 CADEN MONKE

### SEASON HIGHS

Category	High	Opponent (Last)	Date
Innings	3.0	SEMO	2/25/21
Longest Start	--	--	--
Shortest Start	--	--	--
Longest Relief	3.0	SEMO	2/25/21
Hits	3	SEMO	2/25/21
Runs	2	2x (SEMO)	2/25/21
Earned Runs	2	2x (SEMO)	2/25/21
Walks	2	2x (Murray State)	3/6/21
Strikeouts	3	SEMO	2/25/21

### CAREER HIGHS

Category	High	Opponent (Last)	Date
Innings	3.0	SEMO	2/25/21
Longest Start	--	--	--
Shortest Start	--	--	--
Longest Relief	3.0	SEMO	2/25/21
Hits	5	Stony Brook	3/1/19
Runs	3	2x (Stony Brook)	3/1/19
Earned Runs	3	2x (Stony Brook)	3/1/19
Walks	3	at #9 Texas	3/20/19
Strikeouts	3	4x (SEMO)	2/25/21



## 13 CONNOR NOLAND

### SEASON HIGHS

Category	High	Opponent (Last)	Date
Innings	4.2	SEMO	2/26/21
Longest Start	--	--	--
Shortest Start	--	--	--
Longest Relief	4.2	SEMO	2/26/21
Hits	2	2x (Murray State)	3/5/21
Runs	3	Murray State	3/5/21
Earned Runs	3	Murray State	3/5/21
Walks	1	Murray State	3/5/21
Strikeouts	5	SEMO	2/26/21

### CAREER HIGHS

Category	High	Opponent (Last)	Date
Innings	7.2	#2 Mississippi State	4/20/19
Longest Start	7.2	#2 Mississippi State	4/20/19
Shortest Start	0.0	at #6 Vanderbilt	4/13/19
Longest Relief	4.2	SEMO	2/26/21
Hits	7	#21 Ole Miss	3/30/19
Runs	5	at #6 Vanderbilt	4/13/19
Earned Runs	5	at #6 Vanderbilt	4/13/19
Walks	3	Gonzaga	2/21/20
Strikeouts	11	Eastern Illinois	2/14/20

**36 PEYTON PALLETTE****SEASON HIGHS**

Category	High	Opponent (Last)	Date
Innings	5.0	SEMO	2/27/21
Longest Start	5.0	SEMO	2/27/21
Shortest Start	1.0	#22 Alabama	3/19/21
Longest Relief	1.0	Memphis	3/23/21
Hits	4	Murray State	3/5/21
Runs	4	#22 Alabama	3/19/21
Earned Runs	4	#22 Alabama	3/19/21
Walks	3	2x (#22 Alabama)	3/19/21
Strikeouts	10	Murray State	3/5/21

**CAREER HIGHS**

Category	High	Opponent (Last)	Date
Innings	5.0	SEMO	2/27/21
Longest Start	5.0	SEMO	2/27/21
Shortest Start	1.0	#22 Alabama	3/19/21
Longest Relief	3.0	Eastern Illinois	2/15/20
Hits	4	Murray State	3/5/21
Runs	4	#22 Alabama	3/19/21
Earned Runs	4	#22 Alabama	3/19/21
Walks	3	2x (#22 Alabama)	3/19/21
Strikeouts	10	Murray State	3/5/21

**43 MILLER PLEIMANN****SEASON HIGHS**

Category	High	Opponent (Last)	Date
Innings	2.0	Memphis	3/24/21
Longest Start	2.0	Memphis	3/24/21
Shortest Start	--	--	--
Longest Relief	--	--	--
Hits	0	Memphis	3/24/21
Runs	2	Memphis	3/24/21
Earned Runs	1	Memphis	3/24/21
Walks	3	Memphis	3/24/21
Strikeouts	3	Memphis	3/24/21

**CAREER HIGHS**

Category	High	Opponent (Last)	Date
Innings	2.0	Memphis	3/24/21
Longest Start	2.0	Memphis	3/24/21
Shortest Start	--	--	--
Longest Relief	--	--	--
Hits	0	Memphis	3/24/21
Runs	2	Memphis	3/24/21
Earned Runs	1	Memphis	3/24/21
Walks	3	Memphis	3/24/21
Strikeouts	3	Memphis	3/24/21

**28 KOLE RAMAGE****SEASON HIGHS**

Category	High	Opponent (Last)	Date
Innings	3.0	Memphis	3/24/21
Longest Start	--	--	--
Shortest Start	--	--	--
Longest Relief	3.0	Memphis	3/24/21
Hits	4	Oklahoma	3/16/21
Runs	4	Oklahoma	3/16/21
Earned Runs	4	Oklahoma	3/16/21
Walks	1	3x (Oklahoma)	3/16/21
Strikeouts	4	Memphis	3/24/21

**CAREER HIGHS**

Category	High	Opponent (Last)	Date
Innings	5.0	2x (vs. Baylor)	3/1/20
Longest Start	5.0	2x (vs. Baylor)	3/1/20
Shortest Start	1.2	#4 Kentucky	3/17/18
Longest Relief	4.2	at #15 Auburn	4/5/19
Hits	7	at #6 Vanderbilt	4/13/19
Runs	7	at #6 Vanderbilt	4/13/19
Earned Runs	7	at #6 Vanderbilt	4/13/19
Walks	6	#14 Ole Miss	6/9/19
Strikeouts	7	Grambling State	4/30/19

**57 NATHAN RINTZ****SEASON HIGHS**

Category	High	Opponent (Last)	Date
Innings	--	--	--
Longest Start	--	--	--
Shortest Start	--	--	--
Longest Relief	--	--	--
Hits	--	--	--
Runs	--	--	--
Earned Runs	--	--	--
Walks	--	--	--
Strikeouts	--	--	--

**CAREER HIGHS**

Category	High	Opponent (Last)	Date
Innings	--	--	--
Longest Start	--	--	--
Shortest Start	--	--	--
Longest Relief	--	--	--
Hits	--	--	--
Runs	--	--	--
Earned Runs	--	--	--
Walks	--	--	--
Strikeouts	--	--	--





## 40 COREY SPAIN

### SEASON HIGHS

Category	High	Opponent (Last)	Date
Innings	--	--	--
Longest Start	--	--	--
Shortest Start	--	--	--
Longest Relief	--	--	--
Hits	--	--	--
Runs	--	--	--
Earned Runs	--	--	--
Walks	--	--	--
Strikeouts	--	--	--

### CAREER HIGHS

Category	High	Opponent (Last)	Date
Innings	--	--	--
Longest Start	--	--	--
Shortest Start	--	--	--
Longest Relief	--	--	--
Hits	--	--	--
Runs	--	--	--
Earned Runs	--	--	--
Walks	--	--	--
Strikeouts	--	--	--



## 52 LOUIS STALLONE

### SEASON HIGHS

Category	High	Opponent (Last)	Date
Innings	--	--	--
Longest Start	--	--	--
Shortest Start	--	--	--
Longest Relief	--	--	--
Hits	--	--	--
Runs	--	--	--
Earned Runs	--	--	--
Walks	--	--	--
Strikeouts	--	--	--

### CAREER HIGHS

Category	High	Opponent (Last)	Date
Innings	--	--	--
Longest Start	--	--	--
Shortest Start	--	--	--
Longest Relief	--	--	--
Hits	--	--	--
Runs	--	--	--
Earned Runs	--	--	--
Walks	--	--	--
Strikeouts	--	--	--



## 55 GABRIEL STARKS

### SEASON HIGHS

Category	High	Opponent (Last)	Date
Innings	1.0	SEMO	2/27/21
Longest Start	--	--	--
Shortest Start	--	--	--
Longest Relief	1.0	SEMO	2/27/21
Hits	1	SEMO	2/27/21
Runs	1	SEMO	2/27/21
Earned Runs	1	SEMO	2/27/21
Walks	0	SEMO	2/27/21
Strikeouts	1	SEMO	2/27/21

### CAREER HIGHS

Category	High	Opponent (Last)	Date
Innings	1.0	SEMO	2/27/21
Longest Start	--	--	--
Shortest Start	--	--	--
Longest Relief	1.0	SEMO	2/27/21
Hits	1	SEMO	2/27/21
Runs	1	SEMO	2/27/21
Earned Runs	1	SEMO	2/27/21
Walks	0	SEMO	2/27/21
Strikeouts	1	SEMO	2/27/21



## 58 EVAN TAYLOR

### SEASON HIGHS

Category	High	Opponent (Last)	Date
Innings	2.0	#22 Alabama	3/19/21
Longest Start	--	--	--
Shortest Start	--	--	--
Longest Relief	2.0	#22 Alabama	3/19/21
Hits	5	#22 Alabama	3/19/21
Runs	5	#22 Alabama	3/19/21
Earned Runs	5	#22 Alabama	3/19/21
Walks	1	#22 Alabama	3/19/21
Strikeouts	1	2x (#22 Alabama)	3/19/21

### CAREER HIGHS

Category	High	Opponent (Last)	Date
Innings	2.0	2x (#22 Alabama)	3/19/21
Longest Start	--	--	--
Shortest Start	--	--	--
Longest Relief	2.0	2x (#22 Alabama)	3/19/21
Hits	5	#22 Alabama	3/19/21
Runs	5	#22 Alabama	3/19/21
Earned Runs	5	#22 Alabama	3/19/21
Walks	2	4x (SEMO)	2/26/21
Strikeouts	4	Western Illinois	3/13/19

**48 HESTON TOLE****SEASON HIGHS**

Category	High	Opponent (Last)	Date
Innings	--	--	--
Longest Start	--	--	--
Shortest Start	--	--	--
Longest Relief	--	--	--
Hits	--	--	--
Runs	--	--	--
Earned Runs	--	--	--
Walks	--	--	--
Strikeouts	--	--	--

**CAREER HIGHS**

Category	High	Opponent (Last)	Date
Innings	--	--	--
Longest Start	--	--	--
Shortest Start	--	--	--
Longest Relief	--	--	--
Hits	--	--	--
Runs	--	--	--
Earned Runs	--	--	--
Walks	--	--	--
Strikeouts	--	--	--

**20 ELIJAH TREST****SEASON HIGHS**

Category	High	Opponent (Last)	Date
Innings	3.0	vs. #3 Texas Tech	2/20/21
Longest Start	--	--	--
Shortest Start	--	--	--
Longest Relief	3.0	vs. #3 Texas Tech	2/20/21
Hits	2	2x (Murray State)	3/6/21
Runs	1	3x (Oklahoma)	3/16/21
Earned Runs	1	2x (Murray State)	3/6/21
Walks	1	3x (Oklahoma)	3/16/21
Strikeouts	4	vs. #3 Texas Tech	2/20/21

**CAREER HIGHS**

Category	High	Opponent (Last)	Date
Innings	3.0	3x (vs. #3 Texas Tech)	2/20/21
Longest Start	--	--	--
Shortest Start	--	--	--
Longest Relief	3.0	3x (vs. #3 Texas Tech)	2/20/21
Hits	2	6x (Murray State)	3/6/21
Runs	3	3x (#15 LSU)	5/10/19
Earned Runs	3	3x (#15 LSU)	5/10/19
Walks	3	Oral Roberts	4/9/19
Strikeouts	4	2x (vs. #3 Texas Tech)	2/20/21

**88 ZEBULON VERMILLION****SEASON HIGHS**

Category	High	Opponent (Last)	Date
Innings	8.0	2x (#22 Alabama)	3/20/21
Longest Start	8.0	2x (#22 Alabama)	3/20/21
Shortest Start	3.0	SEMO	2/26/21
Longest Relief	2.1	Murray State	3/6/21
Hits	3	vs. #3 Texas Tech	2/20/21
Runs	2	2x (SEMO)	2/26/21
Earned Runs	2	2x (SEMO)	2/26/21
Walks	4	SEMO	2/26/21
Strikeouts	4	2x (#22 Alabama)	3/20/21

**CAREER HIGHS**

Category	High	Opponent (Last)	Date
Innings	8.0	2x (#22 Alabama)	3/20/21
Longest Start	8.0	2x (#22 Alabama)	3/20/21
Shortest Start	3.0	SEMO	2/26/21
Longest Relief	3.0	3x (South Alabama)	3/8/20
Hits	4	Ole Miss	3/31/19
Runs	3	Ole Miss	3/31/19
Earned Runs	3	Ole Miss	3/31/19
Walks	4	SEMO	2/26/21
Strikeouts	6	South Alabama	3/8/20

**33 PATRICK WICKLANDER****SEASON HIGHS**

Category	High	Opponent (Last)	Date
Innings	5.1	#22 Alabama	3/19/21
Longest Start	1.2	Oklahoma	3/16/21
Shortest Start	1.2	Oklahoma	3/16/21
Longest Relief	5.1	#22 Alabama	3/19/21
Hits	6	at Louisiana Tech	3/12/21
Runs	3	at Louisiana Tech	3/12/21
Earned Runs	3	at Louisiana Tech	3/12/21
Walks	3	Oklahoma	3/16/21
Strikeouts	6	#22 Alabama	3/19/21

**CAREER HIGHS**

Category	High	Opponent (Last)	Date
Innings	6.0	Gonzaga	2/22/20
Longest Start	6.0	Gonzaga	2/22/20
Shortest Start	1.0	vs. Texas	2/29/20
Longest Relief	5.1	#22 Alabama	3/19/21
Hits	6	at Louisiana Tech	3/12/21
Runs	7	South Alabama	3/6/20
Earned Runs	7	South Alabama	3/6/20
Walks	5	South Alabama	3/6/20
Strikeouts	7	2x (Gonzaga)	2/22/20




## 22 JAXON WIGGINS

### SEASON HIGHS

Category	High	Opponent (Last)	Date
Innings	1.0	5x (#22 Alabama)	3/21/21
Longest Start	--	--	--
Shortest Start	--	--	--
Longest Relief	1.0	5x (#22 Alabama)	3/21/21
Hits	1	#22 Alabama	3/21/21
Runs	1	#22 Alabama	3/21/21
Earned Runs	1	#22 Alabama	3/21/21
Walks	1	3x (#22 Alabama)	3/21/21
Strikeouts	3	vs. #10 TCU	2/22/21

### CAREER HIGHS

Category	High	Opponent (Last)	Date
Innings	1.0	5x (#22 Alabama)	3/21/21
Longest Start	--	--	--
Shortest Start	--	--	--
Longest Relief	1.0	5x (#22 Alabama)	3/21/21
Hits	1	#22 Alabama	3/21/21
Runs	1	#22 Alabama	3/21/21
Earned Runs	1	#22 Alabama	3/21/21
Walks	1	3x (#22 Alabama)	3/21/21
Strikeouts	3	vs. #10 TCU	2/22/21



## 29 NATE WOHLGEMUTH

### SEASON HIGHS

Category	High	Opponent (Last)	Date
Innings	0.1	SEMO	2/27/21
Longest Start	--	--	--
Shortest Start	--	--	--
Longest Relief	0.1	SEMO	2/27/21
Hits	1	SEMO	2/27/21
Runs	1	SEMO	2/27/21
Earned Runs	1	SEMO	2/27/21
Walks	2	2x (Murray State)	3/7/21
Strikeouts	0	2x (Murray State)	3/7/21

### CAREER HIGHS

Category	High	Opponent (Last)	Date
Innings	0.1	SEMO	2/27/21
Longest Start	--	--	--
Shortest Start	--	--	--
Longest Relief	0.1	SEMO	2/27/21
Hits	1	SEMO	2/27/21
Runs	1	SEMO	2/27/21
Earned Runs	1	SEMO	2/27/21
Walks	2	2x (Murray State)	3/7/21
Strikeouts	0	2x (Murray State)	3/7/21



Record: 16-3 Home: 11-2 Away: 2-1 Neutral: 3-0 SEC: 2-1

Player	avg	gp-gs	ab	r	h	2b	3b	hr	rbi	tb	slg%	bb	hp	so	gdp	ob%	sf	sh	sb-att	po	a	e	fld%
Charlie Welch	.444	5-2	9	1	4	1	0	1	4	8	.889	1	1	1	0	.545	0	0	0-0	1	0	0	1.000
Casey Opitz	.364	16-15	55	12	20	5	1	1	7	30	.545	6	0	8	0	.426	0	0	3-3	149	14	2	.988
Ethan Bates	.333	5-2	9	1	3	0	0	0	3	3	.333	1	0	1	0	.400	0	0	0-0	0	0	0	.000
Zack Gregory	.308	15-8	26	7	8	1	0	2	7	15	.577	6	5	11	0	.487	2	1	0-0	21	0	0	1.000
Brady Slavens	.304	18-18	69	18	21	3	1	6	20	44	.638	4	3	23	0	.364	1	1	2-2	115	9	1	.992
Cayden Wallace	.294	18-18	68	16	20	4	0	5	10	39	.574	10	2	17	0	.395	1	0	0-0	21	3	0	1.000
Matt Goodheart	.292	13-13	48	8	14	1	0	3	8	24	.500	7	2	9	0	.404	0	0	1-1	12	0	0	1.000
Christian Franklin	.290	18-18	69	18	20	3	1	4	14	37	.536	12	4	23	0	.424	0	0	4-5	36	0	0	1.000
Cullen Smith	.278	18-18	54	13	15	3	0	1	9	21	.389	14	3	13	0	.432	3	0	2-4	27	27	1	.982
Jacob Nesbit	.273	11-6	22	4	6	0	0	2	8	12	.545	4	0	10	0	.385	0	0	0-0	4	8	1	.923
Jalen Battles	.254	18-18	63	11	16	5	0	1	14	24	.381	8	1	23	0	.338	2	0	2-3	24	54	4	.951
Robert Moore	.253	18-18	75	14	19	2	0	4	11	33	.440	10	0	12	1	.337	1	0	5-5	24	44	2	.971
Zac White	.167	3-1	6	1	1	0	0	0	0	1	.167	0	1	2	0	.286	0	0	0-0	2	0	0	1.000
Dylan Leach	.154	7-4	13	4	2	0	0	0	0	2	.154	6	1	3	0	.450	0	0	0-0	35	9	0	1.000
Braydon Webb	.114	15-12	35	8	4	2	0	1	3	9	.257	12	5	15	0	.404	0	0	4-4	20	0	0	1.000
Totals	.279	19	621	136	173	30	3	31	118	302	.486	101	28	171	1	.397	10	2	23-27	504	177	11	.984
Opponents	.203	19	606	78	123	15	3	13	74	183	.302	84	17	195	6	.315	5	2	15-22	472	129	14	.977

LOB - Team (155), Opp (132). DPs turned - Team (15), Opp (10). CI - Team (0), Opp (1). IBB - Team (0), Opp (1). Picked off - Wallace 1, Battles 1, Smith 1, Opitz 1.

## (All games Sorted by Earned run avg)

Player	era	w-l	app	gs	cg	sho	sv	ip	h	r	er	bb	so	2b	3b	hr	b/avg	wp	hp	bks	sfa	sha
Matthew Magre	0.00	0-0	1	0	0	0/0	0	0.2	0	0	0	1	1	0	0	0	.000	0	0	0	0	0
Kevin Kopps	1.38	4-0	9	0	0	0/1	1	13.0	8	2	2	5	22	1	0	1	.170	3	0	0	0	0
Jaxon Wiggins	1.59	1-0	6	0	0	0/0	3	5.2	1	1	1	3	12	0	0	1	.056	1	0	0	0	0
Zebulon Vermillion	2.13	2-0	5	4	0	0/0	1	25.1	11	6	6	11	12	1	0	0	.129	1	1	0	1	0
Elijah Trest	2.16	1-0	5	0	0	0/0	0	8.1	5	3	2	3	9	1	0	1	.179	1	2	1	1	0
Lael Lockhart	2.38	1-1	5	5	0	0/1	0	22.2	16	6	6	9	31	1	0	0	.195	3	4	0	0	1
Patrick Wicklander	2.51	0-0	5	1	0	0/0	0	14.1	15	4	4	4	14	3	1	1	.273	1	0	0	0	0
Evan Gray	2.70	0-0	4	0	0	0/1	0	3.1	3	1	1	1	4	0	0	0	.250	5	0	0	1	0
Peyton Palette	3.72	1-1	6	5	0	0/1	0	19.1	13	8	8	10	32	1	0	0	.181	1	5	0	0	0
Caleb Bolden	3.86	0-0	5	3	0	0/1	1	11.2	6	8	5	7	13	3	1	1	.150	2	3	0	0	0
Miller Pleimann	4.50	0-0	1	1	0	0/0	0	2.0	0	2	1	3	3	0	0	0	.000	1	1	0	1	0
Caden Monke	4.70	2-0	7	0	0	0/1	0	7.2	7	4	4	5	6	0	0	0	.233	0	0	1	0	0
Ryan Costeiu	4.91	2-0	8	0	0	0/1	0	7.1	5	4	4	6	10	0	1	0	.208	1	0	0	0	0
Zack Morris	5.06	0-0	7	0	0	0/1	0	5.1	4	3	3	1	6	1	0	1	.211	0	0	0	1	0
Connor Noland	5.40	1-0	2	0	0	0/0	0	5.0	4	4	3	1	5	0	0	1	.222	0	0	0	0	0
Gabriel Starks	9.00	0-0	1	0	0	0/0	0	1.0	1	1	1	0	1	0	0	0	.250	0	0	0	0	0
Kole Ramage	9.95	0-1	5	0	0	0/0	1	6.1	8	7	7	3	7	1	0	3	.320	1	1	0	0	1
Blake Adams	11.81	1-0	4	0	0	0/0	0	5.1	10	8	7	4	5	1	0	1	.435	0	0	0	0	0
Evan Taylor	13.50	0-0	4	0	0	0/0	0	3.1	5	5	5	3	2	1	0	2	.385	2	0	0	0	0
Nate Wohlgemuth	27.00	0-0	2	0	0	0/1	0	0.1	1	1	1	4	0	0	0	0	.333	1	0	0	0	0
Totals	3.80	16-3	19	19	0	2/2	7	168.0	123	78	71	84	195	15	3	13	.203	24	17	2	5	2
Opponents	7.44	3-16	19	19	1	1/0	2	157.1	173	136	130	101	171	30	3	31	.279	26	28	3	10	2

PB - Team (2), Leach 2, Opp (3). Pickoffs - Team (1), Opitz 1, Opp (4). SBA/ATT - Opitz (9-13), Lockhart (7-8), Leach (5-7), Wicklander (2-3), Costeiu (0-2), Trest (1-2), Adams (1-2), Ramage (1-1), Noland (1-1), Starks (1-1), Vermillion (1-1), Welch (1-1), Bolden (0-1).





# OVERALL SEC STATISTICS

Record: 2-1 Home: 2-1 Away: 0-0 SEC: 2-1

Player	avg	gp-gs	ab	r	h	2b	3b	hr	rbi	tb	slg%	bb	hp	so	gdp	ob%	sf	sh	sb-att	po	a	e	fld%
Casey Opitz	.500	3-3	10	3	5	0	0	1	4	8	.800	1	0	1	0	.545	0	0	0-0	26	2	0	1.000
Jacob Nesbit	.500	2-0	2	0	1	0	0	0	0	1	.500	0	0	1	0	.500	0	0	0-0	1	1	0	1.000
Christian Franklin	.444	3-3	9	3	4	1	0	1	1	8	.889	3	1	4	0	.615	0	0	0-0	5	0	0	1.000
Cullen Smith	.444	3-3	9	2	4	1	0	0	1	5	.556	2	0	0	0	.500	1	0	0-0	6	5	1	.917
Cayden Wallace	.333	3-3	12	1	4	0	0	0	0	4	.333	0	0	5	0	.333	0	0	0-0	2	0	0	1.000
Brady Slavens	.200	3-3	10	2	2	0	0	1	1	5	.500	0	0	3	0	.200	0	0	0-0	22	1	0	1.000
Matt Goodheart	.182	3-3	11	0	2	0	0	0	1	2	.182	1	0	3	0	.250	0	0	0-0	0	0	0	.000
Jalen Battles	.182	3-3	11	0	2	0	0	0	2	2	.182	0	0	6	0	.167	1	0	0-0	5	13	0	1.000
Braydon Webb	.143	2-2	7	2	1	1	0	0	0	2	.286	1	0	3	0	.250	0	0	0-0	3	0	0	1.000
Robert Moore	.000	3-3	11	0	0	0	0	0	0	0	.000	2	0	0	0	.154	0	0	0-0	2	7	0	1.000
Zack Gregory	.000	1-1	4	0	0	0	0	0	0	0	.000	0	0	1	0	.000	0	0	0-0	6	0	0	1.000
Dylan Leach	.000	1-0	0	0	0	0	0	0	0	0	.000	1	0	0	0	1.000	0	0	0-0	1	0	0	1.000
Totals	.260	3	96	13	25	3	0	3	10	37	.385	11	1	27	0	.336	2	0	0-0	81	30	1	.991
Opponents	.208	3	101	18	21	5	0	5	17	41	.406	11	2	28	0	.296	1	0	0-0	75	25	3	.971

LOB - Team (22), Opp (16). DPs turned - Team (1), Opp (4).

## (SEC games only Sorted by Earned run avg)

Player	era	w-l	app	gs	cg	sho	sv	ip	h	r	er	bb	so	2b	3b	hr	b/avg	wp	hp	bk	sfa	sha
Lael Lockhart	0.00	0-0	1	1	0	0/0	0	4.2	2	0	0	2	9	1	0	0	.118	2	1	0	0	0
Kevin Kopps	0.00	1-0	1	0	0	0/0	0	3.1	1	0	0	0	4	0	0	0	.091	0	0	0	0	0
Zack Morris	0.00	0-0	1	0	0	0/0	0	1.0	1	0	0	0	2	1	0	0	.250	0	0	0	0	0
Zebulon Vermillion	1.12	1-0	1	1	0	0/0	0	8.0	1	1	1	2	4	0	0	0	.042	1	0	0	1	0
Patrick Wicklander	1.69	0-0	1	0	0	0/0	0	5.1	3	1	1	0	6	1	0	1	.158	0	0	0	0	0
Jaxon Wiggins	9.00	0-0	1	0	0	0/0	1	1.0	1	1	1	1	2	0	0	1	.250	0	0	0	0	0
Evan Taylor	22.50	0-0	1	0	0	0/0	0	2.0	5	5	5	1	1	1	0	2	.500	0	0	0	0	0
Peyton Palette	36.00	0-1	1	1	0	0/0	0	1.0	2	4	4	3	0	0	0	0	.400	1	1	0	0	0
Blake Adams	67.50	0-0	1	0	0	0/0	0	0.2	5	6	5	2	0	1	0	1	.714	0	0	0	0	0
Totals	5.67	2-1	3	3	0	0/0	1	27.0	21	18	17	11	28	5	0	5	.208	4	2	0	1	0
Opponents	4.32	1-2	3	3	0	0/0	1	25.0	25	13	12	11	27	3	0	3	.260	3	1	0	2	0

PB - Team (1), Leach 1.

Score by innings	1	2	3	4	5	6	7	8	9	EX	Total
Arkansas	10	12	14	23	5	26	6	27	10	3	136
Opponents	4	15	10	7	17	6	9	7	3	0	78

**Record when ...**

Overall	16-3	After 6 leading	10-0
Conference	2-1	..... trailing	5-3
Non-Conference	14-2	..... tied	0-0
Home games	11-2	After 7 leading	10-0
Away games	2-1	..... trailing	5-3
Neutral site	3-0	..... tied	0-0
Day games	10-2	After 8 leading	12-0
Night games	6-1	..... trailing	2-3
vs Left starter	8-1	..... tied	1-0
vs Right starter	8-2		
1-Run games	2-0	Hit 0 home runs	2-1
2-Run games	2-1	... 1 home run	6-1
5+Run games	8-1	... 2+ home runs	8-1
Extra innings	2-0		
Shutouts	2-1	Opponent 0 home runs	9-1
		..... 1 home run	6-1
Scoring 0-2 runs	0-2	..... 2+ HRs	1-1
..... 3-5 runs	3-1		
..... 6-9 runs	9-0	Made 0 errors	10-1
..... 10+ runs	4-0	.... 1 error	4-1
		.... 2+ errors	2-1
Opponent 0-2 runs	7-1		
..... 3-5 runs	5-0	Opp. made 0 errors	7-1
..... 6-9 runs	4-1	..... 1 error	7-1
..... 10+ runs	0-1	..... 2+ errors	2-1
Scored in 1st inning	4-1	Out-hit opponent	12-0
Opp. scored in 1st	2-0	Out-hit by opponent	2-3
Scores first	10-1	Hits are tied	2-0
Opp. scores first	6-2		

**Record when team scores:**

Runs	0	1	2	3	4	5	6	7	8	9	10+
W-L	0-1	0-1	0-0	1-0	2-0	0-1	2-0	2-0	1-0	4-0	4-0

**Record when opponent scores:**

Runs	0	1	2	3	4	5	6	7	8	9	10+
W-L	2-0	5-0	0-1	2-0	2-0	1-0	2-0	1-0	0-1	1-0	0-1

**Record when leading after:**

Inn.	1	2	3	4	5	6	7	8
W-L	4-1	5-1	8-0	12-0	9-0	10-0	10-0	12-0

**Record when trailing after:**

Inn.	1	2	3	4	5	6	7	8
W-L	2-0	4-1	3-2	2-2	5-3	5-3	5-3	2-3

**Record when tied after:**

Inn.	1	2	3	4	5	6	7	8
W-L	10-2	7-1	5-1	2-1	1-0	0-0	0-0	1-0

Current winning streak: 4  
Longest winning streak: 12  
Longest losing streak: 3

Home attendance : 63936 ( 13 dates avg = 4918 )  
Away attendance : 51154 ( 6 dates avg = 8525 )  
Total attendance: 115090 ( 19 dates avg = 6057 )



# ||| MISCELLANEOUS STATS

<b>Multiple Hit Games</b>	<b>2</b>	<b>3</b>	<b>4</b>	<b>5+</b>	<b>Total</b>
Brady Slavens	5	1	-	-	6
Casey Opitz	4	1	-	-	5
Robert Moore	3	2	-	-	5
Cayden Wallace	2	3	-	-	5
Christian Franklin	2	2	1	-	5
Jalen Battles	3	1	-	-	4
Jacob Nesbit	2	-	-	-	2
Cullen Smith	2	-	-	-	2
Matt Goodheart	1	-	1	-	2
Charlie Welch	1	-	-	-	1
Ethan Bates	1	-	-	-	1
Zack Gregory	1	-	-	-	1
TEAM	27	10	2	0	39

<b>Multiple RBI Games</b>	<b>2</b>	<b>3</b>	<b>4</b>	<b>5+</b>	<b>Total</b>
Jalen Battles	4	1	-	-	5
Brady Slavens	2	1	2	-	5
Christian Franklin	2	1	1	-	4
Cayden Wallace	2	1	-	-	3
Matt Goodheart	3	-	-	-	3
Casey Opitz	3	-	-	-	3
Robert Moore	2	-	1	-	3
Jacob Nesbit	-	1	-	1	2
Charlie Welch	2	-	-	-	2
Zack Gregory	-	1	-	-	1
Braydon Webb	1	-	-	-	1
Ethan Bates	1	-	-	-	1
Cullen Smith	-	1	-	-	1
TEAM	22	7	4	1	34

<b>Hitting Streaks</b>	<b>Longest</b>	<b>Current</b>
Casey Opitz	11	3
Robert Moore	9	1
Cullen Smith	7	4
Brady Slavens	7	3
Matt Goodheart	6	1
Christian Franklin	5	1
Cayden Wallace	4	4
Jalen Battles	4	-
Jacob Nesbit	3	3
Charlie Welch	2	2
Zack Gregory	2	2
Braydon Webb	2	2
Dylan Leach	1	-
Ethan Bates	1	1
Zac White	1	-

<b>Reached Base Streaks</b>	<b>Longest</b>	<b>Current</b>
Matt Goodheart	13	13
Casey Opitz	11	3
Cullen Smith	10	4
Robert Moore	9	2
Jalen Battles	7	3
Brady Slavens	7	3
Cayden Wallace	7	4
Braydon Webb	6	4
Zack Gregory	6	2
Christian Franklin	6	4
Jacob Nesbit	4	3
Dylan Leach	3	3
Zac White	2	2
Charlie Welch	2	2
Ethan Bates	1	1

### Starting Lineup By Position (Team W-L record when starter)

PITCHER:		
Peyton Pallette	5	(4-1)
Lael Lockhart	5	(4-1)
Zebulon Vermillion	4	(4-0)
Caleb Bolden	3	(3-0)
Patrick Wicklander	1	(0-1)
Miller Pleimann	1	(1-0)
CATCHER:		
Casey Opitz	15	(12-3)
Dylan Leach	4	(4-0)
FIRST BASE:		
Brady Slavens	14	(11-3)
Cullen Smith	4	(4-0)
Matt Goodheart	1	(1-0)
SECOND BASE:		
Robert Moore	17	(14-3)
Jacob Nesbit	2	(2-0)
THIRD BASE:		
Cullen Smith	14	(11-3)
Jacob Nesbit	4	(4-0)
Cayden Wallace	1	(1-0)
SHORTSTOP:		
Jalen Battles	18	(15-3)
Robert Moore	1	(1-0)
LEFT FIELD:		
Braydon Webb	10	(9-1)
Zack Gregory	8	(6-2)
Ethan Bates	1	(1-0)
CENTER FIELD:		
Christian Franklin	18	(15-3)
Braydon Webb	1	(1-0)
RIGHT FIELD:		
Cayden Wallace	16	(13-3)
Ethan Bates	1	(1-0)
Brady Slavens	1	(1-0)
Zac White	1	(1-0)
DESIGNATED HITTER:		
Matt Goodheart	12	(9-3)
Brady Slavens	3	(3-0)
Charlie Welch	2	(2-0)
Braydon Webb	1	(1-0)
Cayden Wallace	1	(1-0)

### Starting Lineup By Lineup Spot (Team W-L record when starter)

LEADOFF:		
Robert Moore	18	(15-3)
Braydon Webb	1	(1-0)
2ND SPOT:		
Christian Franklin	17	(15-2)
Braydon Webb	1	(1-0)
Matt Goodheart	1	(0-1)
3RD SPOT:		
Matt Goodheart	12	(10-2)
Cullen Smith	5	(5-0)
Charlie Welch	1	(1-0)
Cayden Wallace	1	(0-1)
CLEANUP:		
Cayden Wallace	13	(11-2)
Braydon Webb	4	(4-0)
Brady Slavens	2	(1-1)
5TH SPOT:		
Brady Slavens	16	(14-2)
Cullen Smith	2	(2-0)
Christian Franklin	1	(0-1)
6TH SPOT:		
Casey Opitz	11	(8-3)
Cullen Smith	2	(2-0)
Braydon Webb	2	(2-0)
Jalen Battles	1	(1-0)
Ethan Bates	1	(1-0)
Charlie Welch	1	(1-0)
Dylan Leach	1	(1-0)
7TH SPOT:		
Cullen Smith	7	(4-3)
Casey Opitz	4	(4-0)
Cayden Wallace	4	(4-0)
Zack Gregory	2	(2-0)
Jalen Battles	1	(1-0)
Braydon Webb	1	(1-0)
8TH SPOT:		
Jalen Battles	9	(6-3)
Jacob Nesbit	6	(6-0)
Cullen Smith	2	(2-0)
Ethan Bates	1	(1-0)
Zack Gregory	1	(1-0)
9TH SPOT:		
Jalen Battles	7	(7-0)
Zack Gregory	5	(3-2)
Braydon Webb	3	(2-1)
Dylan Leach	3	(3-0)
Zac White	1	(1-0)



## STARTERS SUMMARY

Player	GS	Position											Batting Order								
		p	c	1b	2b	3b	ss	lf	cf	rf	of	dh	1st	2nd	3rd	4th	5th	6th	7th	8th	9th
Brady Slavens	18	.	.	14	.	.	.	.	.	1	.	3	.	.	.	2	16	.	.	.	.
Christian Franklin	18	.	.	.	.	.	.	.	18	.	.	.	.	17	.	.	1	.	.	.	.
Cullen Smith	18	.	.	4	.	14	.	.	.	.	.	.	.	.	5	.	2	2	7	2	.
Jalen Battles	18	.	.	.	.	.	18	.	.	.	.	.	.	.	.	.	.	1	1	9	7
Robert Moore	18	.	.	.	17	.	1	.	.	.	.	.	18	.	.	.	.	.	.	.	.
Cayden Wallace	18	.	.	.	.	1	.	.	.	16	.	1	.	.	1	13	.	.	4	.	.
Casey Opitz	15	.	15	.	.	.	.	.	.	.	.	.	.	.	.	.	.	11	4	.	.
Matt Goodheart	13	.	.	1	.	.	.	.	.	.	.	12	.	1	12	.	.	.	.	.	.
Braydon Webb	12	.	.	.	.	.	.	10	1	.	.	1	1	1	.	4	.	2	1	.	3
Zack Gregory	8	.	.	.	.	.	8	.	.	.	.	.	.	.	.	.	.	.	2	1	5
Jacob Nesbit	6	.	.	.	2	4	.	.	.	.	.	.	.	.	.	.	.	.	.	6	.
Peyton Palette	5	5	.	.	.	.	.	.	.	.	.	.	.	.	.	.	.	.	.	.	.
Lael Lockhart	5	5	.	.	.	.	.	.	.	.	.	.	.	.	.	.	.	.	.	.	.
Dylan Leach	4	.	4	.	.	.	.	.	.	.	.	.	.	.	.	.	.	1	.	.	3
Zebulon Vermillio	4	4	.	.	.	.	.	.	.	.	.	.	.	.	.	.	.	.	.	.	.
Caleb Bolden	3	3	.	.	.	.	.	.	.	.	.	.	.	.	.	.	.	.	.	.	.
Charlie Welch	2	.	.	.	.	.	.	.	.	.	.	2	.	.	1	.	.	1	.	.	.
Ethan Bates	2	.	.	.	.	.	.	1	.	1	.	.	.	.	.	.	.	1	.	1	.
Zac White	1	.	.	.	.	.	.	.	.	1	.	.	.	.	.	.	.	.	.	.	1
Miller Pleimann	1	1	.	.	.	.	.	.	.	.	.	.	.	.	.	.	.	.	.	.	.
Patrick Wicklander	1	1	.	.	.	.	.	.	.	.	.	.	.	.	.	.	.	.	.	.	.

## #27 Blake Adams - 4 appearances (All games)

Date	Opponent	GS	IP	H	R	ER	BB	SO	2B	3B	HR	WP	BK	HBP	IBB	Score	W-L	Sv	ERA	NP
Mar 06	MURRAY STATE		2.1	3	1	1	0	2	0	0	0	0	0	0	0	11-6	1-0	0	3.86	28
Mar 14	at Louisiana Tech		2.0	1	0	0	0	2	0	0	0	0	0	0	0	0-2	1-0	0	2.08	26
Mar 19	ALABAMA		0.2	5	6	5	2	0	1	0	1	0	0	0	0	1-16	1-0	0	10.80	37
Mar 24	MEMPHIS		0.1	1	1	1	2	1	0	0	0	0	0	0	0	9-4	1-0	0	11.81	20
Totals		0	5.1	10	8	7	4	5	1	0	1	0	0	0	0	21-28	1-0	0	11.81	-

## #26 Ethan Bates - 5 games (All games)

Date	Opponent	Pos	AB	R	H	RBI	2B	3B	HR	BB	SB	CS	HBP	SAC	SF	GDP	K	PO	A	E	Avg
Feb 27	SE MISSOURI ST	ph/3	1	0	0	0	0	0	0	0	0	0	0	0	0	0	0	0	0	0	.000
Feb 28	SE MISSOURI ST	*of	2	0	1	1	0	0	0	1	0	0	0	0	0	0	0	0	0	0	.333
Mar 16	OKLAHOMA	ph	1	0	0	0	0	0	0	0	0	0	0	0	0	0	1	0	0	0	.250
Mar 23	MEMPHIS	ph/2	0	1	0	0	0	0	0	0	0	0	0	0	0	0	0	0	0	0	.250
Mar 24	MEMPHIS	*of	5	0	2	2	0	0	0	0	0	0	0	0	0	0	0	0	0	0	.333
Totals		2gs	9	1	3	3	0	0	0	1	0	0	0	0	0	0	1	0	0	0	.333

On base pct. .400 • Slugging pct. .333

## #4 Jalen Battles - 18 games (All games)

Date	Opponent	Pos	AB	R	H	RBI	2B	3B	HR	BB	SB	CS	HBP	SAC	SF	GDP	K	PO	A	E	Avg
Feb 20	vs Texas Tech	*ss	5	2	3	3	1	0	0	0	0	0	0	0	0	0	2	3	3	1	.600
Feb 21	vs Texas	*ss	4	0	1	0	0	0	0	0	0	0	0	0	0	0	0	1	2	0	.444
Feb 22	vs TCU	*ss	4	1	1	0	0	0	0	0	0	0	0	0	0	0	3	0	2	0	.385
Feb 25	SE MISSOURI ST	*ss	5	1	2	2	0	0	0	0	0	0	0	0	0	0	2	1	4	0	.389
Feb 26	SE MISSOURI ST	*ss	4	0	0	0	0	0	0	0	0	0	0	0	0	0	1	1	5	0	.318
Feb 27	SE MISSOURI ST	*ss	4	1	2	1	2	0	0	1	0	0	0	0	0	0	1	1	2	0	.346
Feb 28	SE MISSOURI ST	*ss	3	0	2	2	1	0	0	0	1	0	0	0	0	0	0	0	2	0	.379
Mar 05	MURRAY STATE	*ss	4	1	1	0	0	0	0	0	0	0	0	0	0	0	2	0	0	1	.364
Mar 06	MURRAY STATE	*ss	3	1	0	1	0	0	0	1	1	0	0	0	0	0	0	3	3	0	.333
Mar 07	MURRAY STATE	*ss	2	1	0	1	0	0	0	1	0	0	0	0	1	0	0	2	2	0	.316
Mar 12	at Louisiana Tech	*ss	2	2	1	2	0	0	1	3	0	1	0	0	0	0	1	1	2	1	.325
Mar 13	at Louisiana Tech	*ss	3	1	1	0	1	0	0	2	0	0	0	0	0	0	1	2	5	0	.326
Mar 14	at Louisiana Tech	*ss	3	0	0	0	0	0	0	0	0	0	0	0	0	0	1	1	4	0	.304
Mar 16	OKLAHOMA	*ss	3	0	0	0	0	0	0	0	0	0	0	0	0	0	2	1	2	1	.286
Mar 19	ALABAMA	*ss	4	0	0	0	0	0	0	0	0	0	0	0	0	0	4	2	5	0	.264
Mar 20	ALABAMA	*ss	3	0	1	2	0	0	0	0	0	0	0	0	1	0	2	0	4	0	.268
Mar 21	ALABAMA	*ss	4	0	1	0	0	0	0	0	0	0	0	0	0	0	0	3	4	0	.267
Mar 23	MEMPHIS	*ss	3	0	0	0	0	0	0	0	0	0	1	0	0	0	1	2	3	0	.254
Totals		18gs	63	11	16	14	5	0	1	8	2	1	1	0	2	0	23	24	54	4	.254

On base pct. .338 • Slugging pct. .381

## #31 Caleb Bolden - 1 game (All games)

Date	Opponent	Pos	AB	R	H	RBI	2B	3B	HR	BB	SB	CS	HBP	SAC	SF	GDP	K	PO	A	E	Avg
Mar 14	at Louisiana Tech	p	0	0	0	0	0	0	0	0	0	0	0	0	0	0	0	1	0	0	.000
Totals		0gs	0	0	0	0	0	0	0	0	0	0	0	0	0	0	0	1	0	0	.000

On base pct. .000 • Slugging pct. .000

## #31 Caleb Bolden - 5 appearances (All games)

Date	Opponent	GS	IP	H	R	ER	BB	SO	2B	3B	HR	WP	BK	HBP	IBB	Score	W-L	Sv	ERA	NP	
Feb 21	vs Texas		4.0	0	0	0	1	7	0	0	0	0	0	0	1	0	4-0	0-0	1	0.00	56
Feb 25	SE MISSOURIST	*	0.1	1	3	3	2	0	0	0	0	0	0	1	0	6-5	0-0	1	6.23	27	
Mar 06	MURRAY STATE	*	1.2	4	4	1	1	3	3	0	1	1	0	0	0	11-6	0-0	1	6.00	44	
Mar 14	at Louisiana Tech		1.0	0	0	0	0	0	0	0	0	0	0	0	0	0-2	0-0	1	5.14	11	
Mar 23	MEMPHIS	*	4.2	1	1	1	3	3	0	1	0	1	0	1	0	14-1	0-0	1	3.86	58	
Totals		3	11.2	6	8	5	7	13	3	1	1	2	0	3	0	35-14	0-0	1	3.86		



# INDIVIDUAL GAME-BY-GAME

## #35 Ryan Costeu - 8 appearances (All games)

Date	Opponent	GS	IP	H	R	ER	BB	SO	2B	3B	HR	WP	BK	HBP	IBB	Score	W-L	Sv	ERA	NP
Feb 20	vs Texas Tech		1.0	0	2	2	2	0	0	0	0	1	0	0	0	13-9	0-0	0	18.00	21
Feb 22	vs TCU		1.0	0	0	0	0	2	0	0	0	0	0	0	0	4-1	1-0	0	9.00	17
Feb 25	SE MISSOURI ST		0.2	0	0	0	0	1	0	0	0	0	0	0	0	6-5	1-0	0	6.75	6
Mar 05	MURRAY STATE		0.1	0	0	0	2	1	0	0	0	0	0	0	0	7-6	1-0	0	6.00	14
Mar 07	MURRAY STATE		1.0	0	0	0	1	0	0	0	0	0	0	0	0	6-0	1-0	0	4.50	12
Mar 12	at Louisiana Tech		0.1	2	2	2	0	1	0	1	0	0	0	0	0	9-7	1-0	0	8.31	6
Mar 16	OKLAHOMA		1.2	2	0	0	1	2	0	0	0	0	0	0	0	5-8	1-0	0	6.00	36
Mar 23	MEMPHIS		1.1	1	0	0	0	3	0	0	0	0	0	0	0	14-1	2-0	0	4.91	18
Totals		0	7.1	5	4	4	6	10	0	1	0	1	0	0	0	64-37	2-0	0	4.91	-

## #25 Christian Franklin - 18 games (All games)

Date	Opponent	Pos	AB	R	H	RBI	2B	3B	HR	BB	SB	CS	HBP	SAC	SF	GDP	K	PO	A	E	Avg
Feb 20	vs Texas Tech	*of	5	0	0	0	0	0	0	1	0	0	0	0	0	0	4	5	0	0	.000
Feb 21	vs Texas	*of	3	1	1	0	0	0	0	1	0	0	0	0	0	0	0	3	0	0	.125
Feb 22	vs TCU	*of	4	1	1	1	0	1	0	0	0	0	0	0	0	0	1	1	0	0	.167
Feb 25	SE MISSOURI ST	*of	4	1	1	2	0	0	1	1	0	0	0	0	0	0	1	2	0	0	.188
Feb 26	SE MISSOURI ST	*of	4	1	1	1	0	0	1	0	0	0	0	0	0	0	1	0	0	0	.200
Feb 27	SE MISSOURI ST	*of	5	2	4	3	0	0	1	0	2	0	0	0	0	0	1	2	0	0	.320
Feb 28	SE MISSOURI ST	*of	4	1	0	0	0	0	0	0	0	0	0	0	0	0	1	1	0	0	.276
Mar 05	MURRAY STATE	*of	3	1	1	0	0	0	0	2	0	0	0	0	0	0	2	2	0	0	.281
Mar 06	MURRAY STATE	*of	4	1	3	4	1	0	0	1	0	1	0	0	0	0	1	1	0	0	.333
Mar 07	MURRAY STATE	*of	3	1	0	0	0	0	0	1	0	0	1	0	0	0	2	2	0	0	.308
Mar 12	at Louisiana Tech	*of	5	1	0	0	0	0	0	0	0	0	1	0	0	0	1	2	0	0	.273
Mar 13	at Louisiana Tech	*of	4	1	2	0	0	0	0	1	2	0	0	0	0	0	0	6	0	0	.292
Mar 14	at Louisiana Tech	*of	3	0	0	0	0	0	0	0	0	0	1	0	0	0	1	2	0	0	.275
Mar 16	OKLAHOMA	*of	4	1	0	0	0	0	0	0	0	0	0	0	0	0	2	1	0	0	.255
Mar 19	ALABAMA	*of	3	1	3	1	0	0	1	1	0	0	0	0	0	0	0	2	0	0	.293
Mar 20	ALABAMA	*of	4	1	1	0	1	0	0	1	0	0	0	0	0	0	3	3	0	0	.290
Mar 21	ALABAMA	*of	2	1	0	0	0	0	0	1	0	0	1	0	0	0	1	0	0	0	.281
Mar 23	MEMPHIS	*of	5	2	2	2	1	0	0	1	0	0	0	0	0	0	1	1	0	0	.290
Totals		18gs	69	18	20	14	3	1	4	12	4	1	4	0	0	0	23	36	0	0	.290

On base pct. .424 • Slugging pct. .536

## #10 Matt Goodheart - 13 games (All games)

Date	Opponent	Pos	AB	R	H	RBI	2B	3B	HR	BB	SB	CS	HBP	SAC	SF	GDP	K	PO	A	E	Avg
Feb 27	SE MISSOURI ST	*dh	3	1	1	1	0	0	0	2	1	0	0	0	0	0	1	0	0	0	.333
Feb 28	SE MISSOURI ST	*dh	3	1	2	2	0	0	1	0	0	0	0	0	0	0	0	0	0	0	.500
Mar 05	MURRAY STATE	*dh	5	1	1	0	0	0	0	0	0	0	0	0	0	0	0	0	0	0	.364
Mar 06	MURRAY STATE	*dh	5	0	1	0	0	0	0	0	0	0	0	0	0	0	1	0	0	0	.312
Mar 07	MURRAY STATE	*dh	3	1	1	0	0	0	0	1	0	0	0	0	0	0	1	0	0	0	.316
Mar 12	at Louisiana Tech	*dh	4	1	1	2	0	0	1	1	0	0	0	0	0	0	1	0	0	0	.304
Mar 13	at Louisiana Tech	*dh	3	1	0	0	0	0	0	1	0	0	1	0	0	0	1	0	0	0	.269
Mar 14	at Louisiana Tech	*dh	3	0	1	0	1	0	0	1	0	0	0	0	0	0	0	0	0	0	.276
Mar 16	OKLAHOMA	*dh	3	1	0	0	0	0	0	0	0	0	1	0	0	0	1	0	0	0	.250
Mar 19	ALABAMA	*dh	4	0	1	0	0	0	0	0	0	0	0	0	0	0	1	0	0	0	.250
Mar 20	ALABAMA	*dh	4	0	1	1	0	0	0	0	0	0	0	0	0	0	2	0	0	0	.250
Mar 21	ALABAMA	*dh	3	0	0	0	0	0	0	1	0	0	0	0	0	0	0	0	0	0	.233
Mar 24	MEMPHIS	*1b	5	1	4	2	0	0	1	0	0	0	0	0	0	0	0	12	0	0	.292
Totals		13gs	48	8	14	8	1	0	3	7	1	0	2	0	0	0	9	12	0	0	.292

On base pct. .404 • Slugging pct. .500

## #58 Evan Gray - 1 game (All games)

Date	Opponent	Pos	AB	R	H	RBI	2B	3B	HR	BB	SB	CS	HBP	SAC	SF	GDP	K	PO	A	E	Avg
Feb 25	SE MISSOURI ST	p	0	0	0	0	0	0	0	0	0	0	0	0	0	0	0	1	0	0	.000
Totals		0gs	0	0	0	0	0	0	0	0	0	0	0	0	0	0	0	1	0	0	.000

On base pct. .000 • Slugging pct. .000

## #58 Evan Gray - 4 appearances (All games)

Date	Opponent	GS	IP	H	R	ER	BB	SO	2B	3B	HR	WP	BK	HBP	IBB	Score	W-L	Sv	ERA	NP
Feb 25	SE MISSOURI ST		1.0	1	0	0	0	1	0	0	0	0	0	0	0	6-5	0-0	0	0.00	11
Mar 07	MURRAY STATE		1.0	0	0	0	1	2	0	0	0	2	0	0	0	6-0	0-0	0	0.00	17
Mar 16	OKLAHOMA		0.1	2	1	1	0	1	0	0	0	3	0	0	0	5-8	0-0	0	3.86	19
Mar 24	MEMPHIS		1.0	0	0	0	0	0	0	0	0	0	0	0	0	9-4	0-0	0	2.70	7
Totals		0	3.1	3	1	1	1	4	0	0	0	5	0	0	0	26-17	0-0	0	2.70	-

## #3 Zack Gregory - 15 games (All games)

Date	Opponent	Pos	AB	R	H	RBI	2B	3B	HR	BB	SB	CS	HBP	SAC	SF	GDP	K	PO	A	E	Avg
Feb 20	vs Texas Tech	ph/of	2	0	1	0	0	0	0	0	0	0	0	0	0	0	1	0	0	0	.500
Feb 22	vs TCU	ph/of	1	0	0	0	0	0	0	0	0	0	0	1	0	0	0	0	0	0	.333
Feb 25	SE MISSOURI ST	*of	3	1	1	0	0	0	0	0	0	0	0	2	0	0	2	2	0	0	.333
Feb 26	SE MISSOURI ST	pr	0	0	0	0	0	0	0	0	0	0	0	0	0	0	0	0	0	0	.333
Feb 27	SE MISSOURI ST	*of	2	0	0	0	0	0	0	1	0	0	0	0	0	0	2	0	0	0	.250
Mar 05	MURRAY STATE	ph/of	0	1	0	0	0	0	0	1	0	0	0	0	0	0	0	0	0	0	.250
Mar 06	MURRAY STATE	*of	1	2	1	1	0	0	1	1	0	0	1	0	0	0	0	1	0	0	.333
Mar 07	MURRAY STATE	*of	1	1	0	0	0	0	0	3	0	0	0	0	0	0	1	3	0	0	.300
Mar 12	at Louisiana Tech	ph/of	2	0	1	1	0	0	0	0	0	0	1	0	0	0	1	0	0	0	.333
Mar 13	at Louisiana Tech	*of	2	0	0	1	0	0	0	0	0	0	0	0	1	0	1	2	0	0	.286
Mar 14	at Louisiana Tech	pr	0	0	0	0	0	0	0	0	0	0	0	0	0	0	0	0	0	0	.286
Mar 16	OKLAHOMA	*of	4	0	1	0	0	0	0	0	0	0	0	0	0	0	2	4	0	0	.278
Mar 19	ALABAMA	*of	4	0	0	0	0	0	0	0	0	0	0	0	0	0	1	6	0	0	.227
Mar 23	MEMPHIS	pr	1	1	1	1	1	0	0	0	0	0	0	0	0	0	0	0	0	0	.261
Mar 24	MEMPHIS	*of	3	1	2	3	0	0	1	0	0	0	1	0	1	0	0	3	0	0	.308
Totals		8gs	26	7	8	7	1	0	2	6	0	0	5	1	2	0	11	21	0	0	.308

On base pct. .487 • Slugging pct. .577

## #45 Kevin Kopps - 3 games (All games)

Date	Opponent	Pos	AB	R	H	RBI	2B	3B	HR	BB	SB	CS	HBP	SAC	SF	GDP	K	PO	A	E	Avg
Feb 28	SE MISSOURI ST	p	0	0	0	0	0	0	0	0	0	0	0	0	0	0	0	1	0	0	.000
Mar 12	at Louisiana Tech	p	0	0	0	0	0	0	0	0	0	0	0	0	0	0	0	1	0	0	.000
Mar 21	ALABAMA	p	0	0	0	0	0	0	0	0	0	0	0	0	0	0	0	1	0	0	.000
Totals		0gs	0	0	0	0	0	0	0	0	0	0	0	0	0	0	0	3	0	0	.000

On base pct. .000 • Slugging pct. .000

## #45 Kevin Kopps - 9 appearances (All games)

Date	Opponent	GS	IP	H	R	ER	BB	SO	2B	3B	HR	WP	BK	HBP	IBB	Score	W-L	Sv	ERA	NP
Feb 20	vs Texas Tech		1.0	2	1	1	1	2	0	0	0	1	0	0	0	13-9	0-0	0	9.00	19
Feb 22	vs TCU		2.0	0	0	0	2	5	0	0	0	0	0	0	0	4-1	0-0	1	3.00	43
Feb 26	SE MISSOURI ST		1.0	1	0	0	0	2	0	0	0	0	0	0	0	7-3	0-0	1	2.25	13
Feb 28	SE MISSOURI ST		1.1	1	1	1	0	1	0	0	1	0	0	0	0	11-4	1-0	1	3.38	15
Mar 05	MURRAY STATE		0.2	0	0	0	1	2	0	0	0	1	0	0	0	7-6	2-0	1	3.00	13
Mar 07	MURRAY STATE		1.0	0	0	0	0	3	0	0	0	0	0	0	0	6-0	2-0	1	2.57	11
Mar 12	at Louisiana Tech		2.0	2	0	0	1	2	1	0	0	0	0	0	1	9-7	3-0	1	2.00	39
Mar 16	OKLAHOMA		0.2	1	0	0	0	1	0	0	0	1	0	0	0	5-8	3-0	1	1.86	8
Mar 21	ALABAMA		3.1	1	0	0	0	4	0	0	0	0	0	0	0	3-1	4-0	1	1.38	41
Totals		0	13.0	8	2	2	5	22	1	0	1	3	0	0	1	65-39	4-0	1	1.38	-





# III INDIVIDUAL GAME-BY-GAME

## #15 Dylan Leach - 7 games (All games)

Date	Opponent	Pos	AB	R	H	RBI	2B	3B	HR	BB	SB	CS	HBP	SAC	SF	GDP	K	PO	A	E	Avg
Feb 26	SE MISSOURI ST	*c	3	1	1	0	0	0	0	0	0	0	0	0	0	0	0	6	0	0	.333
Feb 28	SE MISSOURI ST	pr/c	0	1	0	0	0	0	0	1	0	0	0	0	0	0	0	2	1	0	.333
Mar 07	MURRAY STATE	*c	3	0	0	0	0	0	0	0	0	0	1	0	0	0	1	11	1	0	.167
Mar 13	at Louisiana Tech	c	1	0	0	0	0	0	0	0	0	0	0	0	0	0	0	1	0	0	.143
Mar 19	ALABAMA	c	0	0	0	0	0	0	0	1	0	0	0	0	0	0	0	1	0	0	.143
Mar 23	MEMPHIS	*c	2	2	1	0	0	0	0	3	0	0	0	0	0	0	0	8	3	0	.222
Mar 24	MEMPHIS	*c	4	0	0	0	0	0	0	1	0	0	0	0	0	0	2	6	4	0	.154
Totals		4gs	13	4	2	0	0	0	0	6	0	0	1	0	0	0	3	35	9	0	.154

On base pct. .450 • Slugging pct. .154

## #18 Lael Lockhart - 1 game (All games)

Date	Opponent	Pos	AB	R	H	RBI	2B	3B	HR	BB	SB	CS	HBP	SAC	SF	GDP	K	PO	A	E	Avg
Mar 14	at Louisiana Tech	*p	0	0	0	0	0	0	0	0	0	0	0	0	0	0	0	0	1	0	.000
Totals		1gs	0	0	0	0	0	0	0	0	0	0	0	0	0	0	0	0	1	0	.000

On base pct. .000 • Slugging pct. .000

## #18 Lael Lockhart - 5 appearances (All games)

Date	Opponent	GS	IP	H	R	ER	BB	SO	2B	3B	HR	WP	BK	HBP	IBB	Score	W-L	Sv	ERA	NP
Feb 22	vs TCU	*	4.1	2	1	1	2	8	0	0	0	0	0	2	0	4-1	0-0	0	2.08	78
Feb 28	SE MISSOURI ST	*	3.2	3	3	3	3	5	0	0	0	1	0	0	0	11-4	0-0	0	4.50	77
Mar 07	MURRAY STATE	*	5.0	5	0	0	1	6	0	0	0	0	0	0	0	6-0	1-0	0	2.77	76
Mar 14	at Louisiana Tech	*	5.0	4	2	2	1	3	0	0	0	0	0	1	0	0-2	1-1	0	3.00	66
Mar 21	ALABAMA	*	4.2	2	0	0	2	9	1	0	0	2	0	1	0	3-1	1-1	0	2.38	74
Totals		5	22.2	16	6	6	9	31	1	0	0	3	0	4	0	24-8	1-1	0	2.38	-

## #50 Matthew Magre - 1 appearance (All games)

Date	Opponent	GS	IP	H	R	ER	BB	SO	2B	3B	HR	WP	BK	HBP	IBB	Score	W-L	Sv	ERA	NP
Feb 27	SE MISSOURI ST		0.2	0	0	0	1	1	0	0	0	0	0	0	0	9-3	0-0	0	0.00	10
Totals		0	0.2	0	0	0	1	1	0	0	0	0	0	0	0	9-3	0-0	0	0.00	-

## #37 Caden Monke - 1 game (All games)

Date	Opponent	Pos	AB	R	H	RBI	2B	3B	HR	BB	SB	CS	HBP	SAC	SF	GDP	K	PO	A	E	Avg
Feb 25	SE MISSOURI ST	p	0	0	0	0	0	0	0	0	0	0	0	0	0	0	0	1	0	0	.000
Totals		0gs	0	0	0	0	0	0	0	0	0	0	0	0	0	0	0	1	0	0	.000

On base pct. .000 • Slugging pct. .000

## #37 Caden Monke - 7 appearances (All games)

Date	Opponent	GS	IP	H	R	ER	BB	SO	2B	3B	HR	WP	BK	HBP	IBB	Score	W-L	Sv	ERA	NP
Feb 20	vs Texas Tech		0.0	2	2	2	0	0	0	0	0	0	0	0	0	13-9	0-0	0	999.0	9
Feb 21	vs Texas		0.2	1	0	0	0	0	0	0	0	0	0	0	0	4-0	1-0	0	27.00	11
Feb 25	SE MISSOURI ST		3.0	3	2	2	0	3	0	0	0	0	1	0	0	6-5	1-0	0	9.82	40
Feb 28	SE MISSOURI ST		0.0	0	0	0	2	0	0	0	0	0	0	0	0	11-4	1-0	0	9.82	13
Mar 06	MURRAY STATE		1.0	0	0	0	2	1	0	0	0	0	0	0	0	11-6	1-0	0	7.71	19
Mar 16	OKLAHOMA		0.1	0	0	0	0	0	0	0	0	0	0	0	0	5-8	1-0	0	7.20	3
Mar 24	MEMPHIS		2.2	1	0	0	1	2	0	0	0	0	0	0	0	9-4	2-0	0	4.70	41
Totals		0	7.2	7	4	4	5	6	0	0	0	0	1	0	0	59-36	2-0	0	4.70	-

## #1 Robert Moore - 18 games (All games)

Date	Opponent	Pos	AB	R	H	RBI	2B	3B	HR	BB	SB	CS	HBP	SAC	SF	GDP	K	PO	A	E	Avg
Feb 20	vs Texas Tech	*2b	3	1	2	1	0	0	0	2	2	0	0	0	1	0	0	1	4	0	.667
Feb 21	vs Texas	*2b	4	0	0	0	0	0	0	0	0	0	0	0	0	0	1	1	3	0	.286
Feb 22	vs TCU	*2b	5	0	0	0	0	0	0	0	0	0	0	0	0	0	3	1	2	0	.167
Feb 25	SE MISSOURI ST	*2b	5	0	1	0	0	0	0	0	0	0	0	0	0	0	2	2	2	0	.176
Feb 26	SE MISSOURI ST	*2b	4	2	2	2	0	0	1	0	0	0	0	0	0	0	1	0	2	0	.238
Feb 27	SE MISSOURI ST	*2b	4	3	2	1	0	0	0	1	1	0	0	0	0	0	0	3	5	1	.280
Feb 28	SE MISSOURI ST	*2b	3	1	1	0	1	0	0	1	0	0	0	0	0	0	1	1	1	0	.286
Mar 05	MURRAY STATE	*2b	4	3	3	4	0	0	2	1	1	0	0	0	0	0	0	1	1	0	.344
Mar 06	MURRAY STATE	*2b	4	1	1	0	0	0	0	1	1	0	0	0	0	0	0	3	0	1	.333
Mar 07	MURRAY STATE	*2b	4	1	3	0	0	0	0	1	0	0	0	0	0	0	1	2	3	0	.375
Mar 12	at Louisiana Tech	*2b	6	0	1	2	0	0	0	0	0	0	0	0	0	0	0	2	4	0	.348
Mar 13	at Louisiana Tech	*2b	5	0	1	0	0	0	0	0	0	0	0	0	0	0	1	1	2	0	.333
Mar 14	at Louisiana Tech	*2b	4	0	0	0	0	0	0	0	0	0	0	0	0	1	2	3	3	0	.309
Mar 16	OKLAHOMA	*2b	3	1	1	1	0	0	1	1	0	0	0	0	0	0	0	1	2	0	.310
Mar 19	ALABAMA	*2b	3	0	0	0	0	0	0	1	0	0	0	0	0	0	0	1	3	0	.295
Mar 20	ALABAMA	*2b	5	0	0	0	0	0	0	0	0	0	0	0	0	0	0	0	2	0	.273
Mar 21	ALABAMA	*2b	3	0	0	0	0	0	0	1	0	0	0	0	0	0	0	1	2	0	.261
Mar 24	MEMPHIS	*ss	6	1	1	0	1	0	0	0	0	0	0	0	0	0	0	0	3	0	.253
Totals		18gs	75	14	19	11	2	0	4	10	5	0	0	0	1	1	12	24	44	2	.253

On base pct. .337 • Slugging pct. .440

## #32 Zack Morris - 7 appearances (All games)

Date	Opponent	GS	IP	H	R	ER	BB	SO	2B	3B	HR	WP	BK	HBP	IBB	Score	W-L	Sv	ERA	NP
Feb 27	SE MISSOURI ST		0.2	0	0	0	0	2	0	0	0	0	0	0	0	9-3	0-0	0	0.00	9
Mar 05	MURRAY STATE		0.2	1	1	1	0	1	0	0	1	0	0	0	0	7-6	0-0	0	6.75	17
Mar 07	MURRAY STATE		1.0	1	0	0	0	0	0	0	0	0	0	0	0	6-0	0-0	0	3.86	6
Mar 12	at Louisiana Tech		0.2	0	0	0	0	0	0	0	0	0	0	0	0	9-7	0-0	0	3.00	4
Mar 16	OKLAHOMA		0.1	1	2	2	1	0	0	0	0	0	0	0	0	5-8	0-0	0	8.10	11
Mar 20	ALABAMA		1.0	1	0	0	0	2	1	0	0	0	0	0	0	9-1	0-0	0	6.23	19
Mar 23	MEMPHIS		1.0	0	0	0	0	1	0	0	0	0	0	0	0	14-1	0-0	0	5.06	11
Totals		0	5.1	4	3	3	1	6	1	0	1	0	0	0	0	59-26	0-0	0	5.06	-

## #5 Jacob Nesbit - 11 games (All games)

Date	Opponent	Pos	AB	R	H	RBI	2B	3B	HR	BB	SB	CS	HBP	SAC	SF	GDP	K	PO	A	E	Avg
Feb 20	vs Texas Tech	*3b	2	1	0	0	0	0	0	1	0	0	0	0	0	0	2	0	0	0	.000
Feb 21	vs Texas	*3b	3	0	0	0	0	0	0	1	0	0	0	0	0	0	2	0	0	0	.000
Feb 22	vs TCU	*3b	1	0	0	0	0	0	0	1	0	0	0	0	0	0	1	0	1	0	.000
Feb 26	SE MISSOURI ST	pr/3b	0	0	0	0	0	0	0	0	0	0	0	0	0	0	0	0	1	0	.000
Mar 07	MURRAY STATE	*3b	4	1	1	3	0	0	1	0	0	0	0	0	0	0	2	0	2	0	.100
Mar 12	at Louisiana Tech	pr/3b	0	1	0	0	0	0	0	0	0	0	0	0	0	0	0	0	1	0	.100
Mar 13	at Louisiana Tech	ph/3	1	0	0	0	0	0	0	0	0	0	0	0	0	0	1	0	0	0	.091
Mar 19	ALABAMA	3b	2	0	1	0	0	0	0	0	0	0	0	0	0	0	1	1	1	0	.154
Mar 21	ALABAMA	pr/3b	0	0	0	0	0	0	0	0	0	0	0	0	0	0	0	0	0	0	.154
Mar 23	MEMPHIS	*2b/ss	5	1	2	5	0	0	1	0	0	0	0	0	0	0	0	2	1	0	.222
Mar 24	MEMPHIS	*2b	4	0	2	0	0	0	0	1	0	0	0	0	0	0	1	1	1	1	.273
Totals		6gs	22	4	6	8	0	0	2	4	0	0	0	0	0	0	10	4	8	1	.273

On base pct. .385 • Slugging pct. .545

## #13 Connor Noland - 1 game (All games)

Date	Opponent	Pos	AB	R	H	RBI	2B	3B	HR	BB	SB	CS	HBP	SAC	SF	GDP	K	PO	A	E	Avg
Feb 26	SE MISSOURI ST	p	0	0	0	0	0	0	0	0	0	0	0	0	0	0	0	2	1	0	.000
Totals		0gs	0	0	0	0	0	0	0	0	0	0	0	0	0	0	0	2	1	0	.000

On base pct. .000 • Slugging pct. .000



# III INDIVIDUAL GAME-BY-GAME

## #13 Connor Noland - 2 appearances (All games)

Date	Opponent	GS	IP	H	R	ER	BB	SO	2B	3B	HR	WP	BK	HBP	IBB	Score	W-L	Sv	ERA	NP
Feb 26	SE MISSOURI ST		4.2	2	1	0	0	5	0	0	0	0	0	0	0	7-3	1-0	0	0.00	55
Mar 05	MURRAY STATE		0.1	2	3	3	1	0	0	0	1	0	0	0	0	7-6	1-0	0	5.40	9
Totals		0	5.0	4	4	3	1	5	0	0	1	0	0	0	0	14-9	1-0	0	5.40	-

## #12 Casey Opitz - 16 games (All games)

Date	Opponent	Pos	AB	R	H	RBI	2B	3B	HR	BB	SB	CS	HBP	SAC	SF	GDP	K	PO	A	E	Avg
Feb 20	vs Texas Tech	*c	2	3	1	0	0	0	0	3	0	0	0	0	0	0	0	1	1	1	.500
Feb 21	vs Texas	*c	3	0	1	0	0	0	0	1	0	0	0	0	0	0	1	15	0	0	.400
Feb 22	vs TCU	*c	4	1	1	1	1	0	0	0	0	0	0	0	0	0	1	18	0	0	.333
Feb 25	SE MISSOURI ST	*c	5	1	2	0	1	0	0	0	0	0	0	0	0	0	0	9	4	0	.357
Feb 26	SE MISSOURI ST	c	0	0	0	0	0	0	0	0	0	0	0	0	0	0	0	2	0	0	.357
Feb 27	SE MISSOURI ST	*c	5	0	2	0	0	0	0	0	0	0	0	0	0	0	0	11	1	0	.368
Feb 28	SE MISSOURI ST	*c	2	1	1	0	1	0	0	0	0	0	0	0	0	0	0	4	0	0	.381
Mar 05	MURRAY STATE	*c	4	0	2	2	1	1	0	0	0	0	0	0	0	0	0	17	2	0	.400
Mar 06	MURRAY STATE	*c	4	1	1	0	0	0	0	1	0	0	0	0	0	0	0	10	1	0	.379
Mar 12	at Louisiana Tech	*c	5	0	1	0	0	0	0	0	1	0	0	0	0	0	1	12	1	0	.353
Mar 13	at Louisiana Tech	*c	4	2	2	0	1	0	0	0	1	0	0	0	0	0	1	2	0	0	.368
Mar 14	at Louisiana Tech	*c	3	0	1	0	0	0	0	0	1	0	0	0	0	0	1	5	0	0	.366
Mar 16	OKLAHOMA	*c	4	0	0	0	0	0	0	0	0	0	0	0	0	0	1	9	2	1	.333
Mar 19	ALABAMA	*c	3	0	1	0	0	0	0	0	0	0	0	0	0	0	0	6	0	0	.333
Mar 20	ALABAMA	*c	4	3	3	2	0	0	1	0	0	0	0	0	0	0	1	8	0	0	.365
Mar 21	ALABAMA	*c	3	0	1	2	0	0	0	1	0	0	0	0	0	0	0	12	2	0	.364
Totals		15gs	55	12	20	7	5	1	1	6	3	0	0	0	0	0	8	149	14	2	.364

On base pct. .426 • Slugging pct. .545

## #36 Peyton Palette - 2 games (All games)

Date	Opponent	Pos	AB	R	H	RBI	2B	3B	HR	BB	SB	CS	HBP	SAC	SF	GDP	K	PO	A	E	Avg
Feb 27	SE MISSOURI ST	*p	0	0	0	0	0	0	0	0	0	0	0	0	0	0	0	1	1	0	.000
Mar 05	MURRAY STATE	*p	0	0	0	0	0	0	0	0	0	0	0	0	0	0	0	0	1	0	.000
Totals		2gs	0	0	0	0	0	0	0	0	0	0	0	0	0	0	0	1	2	0	.000

On base pct. .000 • Slugging pct. .000

## #36 Peyton Palette - 6 appearances (All games)

Date	Opponent	GS	IP	H	R	ER	BB	SO	2B	3B	HR	WP	BK	HBP	IBB	Score	W-L	Sv	ERA	NP
Feb 21	vs Texas	*	4.1	1	0	0	1	8	0	0	0	0	0	0	2	4-0	0-0	0	0.00	72
Feb 27	SE MISSOURI ST	*	5.0	3	0	0	1	8	0	0	0	0	0	0	0	9-3	1-0	0	0.00	65
Mar 05	MURRAY STATE	*	4.0	4	2	2	3	10	1	0	0	0	0	0	0	7-6	1-0	0	1.35	88
Mar 12	at Louisiana Tech	*	4.0	2	2	2	2	5	0	0	0	0	0	2	0	9-7	1-0	0	2.08	73
Mar 19	ALABAMA	*	1.0	2	4	4	3	0	0	0	0	1	0	1	0	1-16	1-1	0	3.93	41
Mar 23	MEMPHIS		1.0	1	0	0	0	1	0	0	0	0	0	0	0	14-1	1-1	0	3.72	19
Totals		5	19.1	13	8	8	10	32	1	0	0	1	0	5	0	44-33	1-1	0	3.72	-

## #43 Miller Pleimann - 1 appearance (All games)

Date	Opponent	GS	IP	H	R	ER	BB	SO	2B	3B	HR	WP	BK	HBP	IBB	Score	W-L	Sv	ERA	NP
Mar 24	MEMPHIS	*	2.0	0	2	1	3	3	0	0	0	1	0	1	0	9-4	0-0	0	4.50	51
Totals		1	2.0	0	2	1	3	3	0	0	0	1	0	1	0	9-4	0-0	0	4.50	-

## #28 Kole Ramage - 1 game (All games)

Date	Opponent	Pos	AB	R	H	RBI	2B	3B	HR	BB	SB	CS	HBP	SAC	SF	GDP	K	PO	A	E	Avg
Mar 13	at Louisiana Tech	p	0	0	0	0	0	0	0	0	0	0	0	0	0	0	0	1	0	0	.000
Totals		0gs	0	0	0	0	0	0	0	0	0	0	0	0	0	0	0	1	0	0	.000

On base pct. .000 • Slugging pct. .000

## #28 Kole Ramage - 5 appearances (All games)

Date	Opponent	GS	IP	H	R	ER	BB	SO	2B	3B	HR	WP	BK	HBP	IBB	Score	W-L	Sv	ERA	NP	
Feb 20	vs Texas Tech		0.0	0	1	1	1	0	0	0	0	0	0	0	1	0	13-9	0-0	0	999.0	15
Feb 27	SE MISSOURI ST		1.1	1	1	1	1	1	0	0	1	0	0	0	0	0	9-3	0-0	0	13.50	24
Mar 13	at Louisiana Tech		1.0	1	0	0	0	1	0	0	0	0	0	0	0	0	8-1	0-0	0	7.71	15
Mar 16	OKLAHOMA		1.0	4	4	4	1	1	1	0	1	0	0	0	0	0	5-8	0-1	0	16.20	26
Mar 24	MEMPHIS		3.0	2	1	1	0	4	0	0	1	1	0	0	0	0	9-4	0-1	1	9.95	39
Totals		0	6.1	8	7	7	3	7	1	0	3	1	0	1	0	0	44-25	0-1	1	9.95	

## #17 Brady Slavens - 18 games (All games)

Date	Opponent	Pos	AB	R	H	RBI	2B	3B	HR	BB	SB	CS	HBP	SAC	SF	GDP	K	PO	A	E	Avg	
Feb 20	vs Texas Tech	*dh	5	2	1	0	0	0	0	0	0	0	1	0	0	0	0	3	0	0	0	.200
Feb 21	vs Texas	*dh	4	1	2	4	0	0	1	0	0	0	0	0	0	0	1	0	0	0	.333	
Feb 22	vs TCU	*dh	3	1	2	0	0	0	0	0	0	0	1	0	0	0	0	0	0	0	.417	
Feb 25	SE MISSOURI ST	*1b	5	1	1	1	0	0	1	0	0	0	0	0	0	0	3	10	2	0	.353	
Feb 26	SE MISSOURI ST	*1b	4	1	1	0	0	1	0	0	0	0	0	0	0	0	1	13	1	0	.333	
Feb 27	SE MISSOURI ST	*1b	5	0	1	1	0	0	0	0	0	0	0	0	0	0	2	8	0	0	.308	
Feb 28	SE MISSOURI ST	*1b	2	3	2	2	1	0	1	1	1	0	0	0	0	0	0	6	1	0	.357	
Mar 05	MURRAY STATE	*1b	4	0	0	0	0	0	0	0	0	0	0	0	0	0	3	4	0	0	.312	
Mar 06	MURRAY STATE	*1b	4	3	2	2	0	0	1	1	0	0	0	0	0	0	0	5	1	0	.333	
Mar 07	MURRAY STATE	*of	2	0	0	1	0	0	0	1	0	0	0	0	1	0	1	2	0	0	.316	
Mar 12	at Louisiana Tech	*1b	3	1	1	1	0	0	0	1	1	0	0	1	0	0	2	9	1	1	.317	
Mar 13	at Louisiana Tech	*1b	4	0	2	3	2	0	0	0	0	0	1	0	0	0	1	8	1	0	.333	
Mar 14	at Louisiana Tech	*1b	4	0	0	0	0	0	0	0	0	0	0	0	0	0	2	9	1	0	.306	
Mar 16	OKLAHOMA	*1b	4	1	3	4	0	0	1	0	0	0	0	0	0	0	0	10	0	0	.340	
Mar 19	ALABAMA	*1b	2	0	0	0	0	0	0	0	0	0	0	0	0	0	0	3	0	0	.327	
Mar 20	ALABAMA	*1b	4	1	1	0	0	0	0	0	0	0	0	0	0	0	2	10	1	0	.322	
Mar 21	ALABAMA	*1b	4	1	1	1	0	0	1	0	0	0	0	0	0	0	1	9	0	0	.317	
Mar 23	MEMPHIS	*1b	6	2	1	0	0	0	0	0	0	0	0	0	0	0	1	9	0	0	.304	
Totals		18gs	69	18	21	20	3	1	6	4	2	0	3	1	1	0	23	115	9	1	.304	

On base pct. .364 • Slugging pct. .638

## #14 Cullen Smith - 18 games (All games)

Date	Opponent	Pos	AB	R	H	RBI	2B	3B	HR	BB	SB	CS	HBP	SAC	SF	GDP	K	PO	A	E	Avg
Feb 20	vs Texas Tech	*1b	4	2	1	1	0	0	0	2	0	0	0	0	0	0	0	5	0	0	.250
Feb 21	vs Texas	*1b	3	2	1	0	0	0	0	0	0	0	1	0	0	0	1	4	0	0	.286
Feb 22	vs TCU	*1b	3	0	1	1	0	0	0	1	0	1	0	0	0	0	1	5	0	0	.300
Feb 25	SE MISSOURI ST	*3b	3	0	1	1	0	0	0	1	0	0	0	0	1	0	0	0	3	0	.308
Feb 26	SE MISSOURI ST	*3b	4	0	1	0	0	0	0	0	0	0	0	0	0	0	2	0	1	0	.294
Feb 27	SE MISSOURI ST	*3b	3	2	1	0	1	0	0	1	0	0	0	0	0	0	0	0	0	0	.300
Feb 28	SE MISSOURI ST	*3b	3	1	1	1	1	0	0	0	0	0	0	0	0	0	1	0	3	0	.304
Mar 05	MURRAY STATE	*3b	1	0	0	0	0	0	0	2	1	0	1	0	0	0	1	0	1	0	.292
Mar 06	MURRAY STATE	*3b	3	1	2	3	0	0	1	1	0	1	0	0	0	0	0	0	3	0	.333
Mar 07	MURRAY STATE	*1b	2	0	0	1	0	0	0	1	0	0	0	0	1	0	0	5	0	0	.310
Mar 12	at Louisiana Tech	*3b	4	0	0	0	0	0	0	0	0	0	0	0	0	0	4	0	1	0	.273
Mar 13	at Louisiana Tech	*3b	2	1	1	0	0	0	0	2	1	0	0	0	0	0	0	0	0	0	.286
Mar 14	at Louisiana Tech	*3b	2	0	0	0	0	0	0	0	0	0	1	0	0	0	1	1	4	0	.270
Mar 16	OKLAHOMA	*3b	4	0	0	0	0	0	0	0	0	0	0	0	0	0	2	0	2	0	.244
Mar 19	ALABAMA	*3b/1	4	0	2	0	0	0	0	0	0	0	0	0	0	0	0	5	0	1	.267
Mar 20	ALABAMA	*3b	2	2	1	1	1	0	0	1	0	0	0	0	1	0	0	1	2	0	.277
Mar 21	ALABAMA	*3b	3	0	1	0	0	0	0	1	0	0	0	0	0	0	0	0	3	0	.280
Mar 24	MEMPHIS	*3b	4	2	1	0	0	0	0	1	0	0	0	0	0	0	0	1	4	0	.278
Totals		18gs	54	13	15	9	3	0	1	14	2	2	3	0	3	0	13	27	27	1	.278

On base pct. .432 • Slugging pct. .389

## #55 Gabriel Starks - 1 appearance (All games)

Date	Opponent	GS	IP	H	R	ER	BB	SO	2B	3B	HR	WP	BK	HBP	IBB	Score	W-L	Sv	ERA	NP
Feb 27	SE MISSOURI ST		1.0	1	1	1	0	1	0	0	0	0	0	0	0	9-3	0-0	0	9.00	17
Totals		0	1.0	1	1	1	0	1	0	0	0	0	0	0	0	9-3	0-0	0	9.00	-





# III INDIVIDUAL GAME-BY-GAME

## #39 Evan Taylor - 4 appearances (All games)

Date	Opponent	GS	IP	H	R	ER	BB	SO	2B	3B	HR	WP	BK	HBP	IBB	Score	W-L	Sv	ERA	NP
Feb 22	vs TCU		0.2	0	0	0	0	0	0	0	0	0	0	0	0	4-1	0-0	0	0.00	2
Feb 26	SE MISSOURI ST		0.1	0	0	0	0	2	0	0	0	2	0	0	0	7-3	0-0	0	0.00	16
Mar 16	OKLAHOMA		0.1	0	0	0	0	1	0	0	0	0	0	0	0	5-8	0-0	0	0.00	4
Mar 19	ALABAMA		2.0	5	5	5	1	1	1	0	2	0	0	0	0	1-16	0-0	0	13.50	38
Totals		0	3.1	5	5	5	3	2	1	0	2	2	0	0	0	17-28	0-0	0	13.50	-

## #20 Elijah Trest - 2 games (All games)

Date	Opponent	Pos	AB	R	H	RBI	2B	3B	HR	BB	SB	CS	HBP	SAC	SF	GDP	K	PO	A	E	Avg
Feb 20	vs Texas Tech	p	0	0	0	0	0	0	0	0	0	0	0	0	0	0	0	0	1	0	.000
Mar 06	MURRAY STATE	p	0	0	0	0	0	0	0	0	0	0	0	0	0	0	0	0	1	0	.000
Totals		0gs	0	0	0	0	0	0	0	0	0	0	0	0	0	0	0	0	2	0	.000

On base pct. .000 • Slugging pct. .000

## #20 Elijah Trest - 5 appearances (All games)

Date	Opponent	GS	IP	H	R	ER	BB	SO	2B	3B	HR	WP	BK	HBP	IBB	Score	W-L	Sv	ERA	NP
Feb 20	vs Texas Tech		3.0	2	1	1	1	4	1	0	1	0	1	1	0	13-9	1-0	0	3.00	50
Mar 06	MURRAY STATE		1.2	2	1	1	1	1	0	0	0	1	0	0	0	11-6	1-0	0	3.86	29
Mar 12	at Louisiana Tech		0.2	1	0	0	0	0	0	0	0	0	0	0	0	9-7	1-0	0	3.38	11
Mar 16	OKLAHOMA		2.0	0	1	0	1	2	0	0	0	0	0	1	0	5-8	1-0	0	2.45	32
Mar 23	MEMPHIS		1.0	0	0	0	0	2	0	0	0	0	0	0	0	14-1	1-0	0	2.16	19
Totals		0	8.1	5	3	2	3	9	1	0	1	1	1	2	0	52-31	1-0	0	2.16	-

## #88 Zebulon Vermillion - 3 games (All games)

Date	Opponent	Pos	AB	R	H	RBI	2B	3B	HR	BB	SB	CS	HBP	SAC	SF	GDP	K	PO	A	E	Avg
Feb 26	SE MISSOURI ST	*p	0	0	0	0	0	0	0	0	0	0	0	0	0	0	0	0	1	0	.000
Mar 13	at Louisiana Tech	*p	0	0	0	0	0	0	0	0	0	0	0	0	0	0	0	0	1	0	.000
Mar 20	ALABAMA	*p	0	0	0	0	0	0	0	0	0	0	0	0	0	0	0	1	0	0	.000
Totals		3gs	0	0	0	0	0	0	0	0	0	0	0	0	0	0	0	1	2	0	.000

On base pct. .000 • Slugging pct. .000

## #88 Zebulon Vermillion - 5 appearances (All games)

Date	Opponent	GS	IP	H	R	ER	BB	SO	2B	3B	HR	WP	BK	HBP	IBB	Score	W-L	Sv	ERA	NP
Feb 20	vs Texas Tech	*	4.0	3	2	2	2	4	1	0	0	0	0	1	0	13-9	0-0	0	4.50	59
Feb 26	SE MISSOURI ST	*	3.0	2	2	2	4	1	0	0	0	0	0	0	0	7-3	0-0	0	5.14	61
Mar 06	MURRAY STATE	*	2.1	2	0	0	0	1	0	0	0	0	0	0	0	11-6	0-0	1	3.86	29
Mar 13	at Louisiana Tech	*	8.0	3	1	1	3	2	0	0	0	0	0	0	0	8-1	1-0	1	2.60	87
Mar 20	ALABAMA	*	8.0	1	1	1	2	4	0	0	0	1	0	0	0	9-1	2-0	1	2.13	101
Totals		4	25.1	11	6	6	11	12	1	0	0	1	0	1	0	48-20	2-0	1	2.13	-

## #7 Cayden Wallace - 18 games (All games)

Date	Opponent	Pos	AB	R	H	RBI	2B	3B	HR	BB	SB	CS	HBP	SAC	SF	GDP	K	PO	A	E	Avg
Feb 20	vs Texas Tech	*of/3b	4	2	1	0	0	0	0	1	0	0	0	0	0	0	1	3	0	0	.250
Feb 21	vs Texas	*of	3	0	0	0	0	0	0	1	0	0	0	0	0	0	1	1	0	0	.143
Feb 22	vs TCU	*of/3b	3	0	0	0	0	0	0	1	0	0	0	0	0	0	1	1	0	0	.100
Feb 25	SE MISSOURI ST	*of	3	1	0	0	0	0	0	2	0	0	0	0	0	0	1	1	0	0	.077
Feb 26	SE MISSOURI ST	*of	4	1	1	2	0	0	1	0	0	0	0	0	0	0	1	1	0	0	.118
Feb 27	SE MISSOURI ST	*of	5	0	1	0	1	0	0	0	0	0	0	0	0	0	1	0	0	0	.136
Feb 28	SE MISSOURI ST	*of	3	2	2	1	1	0	1	0	0	0	0	0	0	0	0	0	0	0	.200
Mar 05	MURRAY STATE	*of	4	0	0	1	0	0	0	0	0	0	0	0	1	0	1	2	0	0	.172
Mar 06	MURRAY STATE	*of	5	1	1	0	1	0	0	0	0	0	0	0	0	0	1	2	0	0	.176
Mar 12	at Louisiana Tech	*of	3	3	2	1	1	0	1	1	0	0	1	0	0	0	0	1	0	0	.216
Mar 13	at Louisiana Tech	*of	4	2	3	2	0	0	1	1	0	0	0	0	0	0	0	4	0	0	.268
Mar 14	at Louisiana Tech	*of	4	0	0	0	0	0	0	0	0	0	0	0	0	0	1	1	0	0	.244
Mar 16	OKLAHOMA	*of	4	1	1	0	0	0	0	0	0	0	0	0	0	0	2	1	0	0	.245
Mar 19	ALABAMA	*of	4	0	0	0	0	0	0	0	0	0	0	0	0	0	3	0	0	0	.226
Mar 20	ALABAMA	*of	4	0	3	0	0	0	0	0	0	0	0	0	0	0	1	1	0	0	.263
Mar 21	ALABAMA	*of	4	1	1	0	0	0	0	0	0	0	0	0	0	0	1	1	0	0	.262
Mar 23	MEMPHIS	*3b	5	1	3	3	0	0	1	1	0	0	0	0	0	0	1	1	3	0	.288
Mar 24	MEMPHIS	*dh	2	1	1	0	0	0	0	2	0	0	1	0	0	0	0	0	0	0	.294
Totals		18gs	68	16	20	10	4	0	5	10	0	0	2	0	1	0	17	21	3	0	.294

On base pct. .395 • Slugging pct. .574

## #8 Braydon Webb - 15 games (All games)

Date	Opponent	Pos	AB	R	H	RBI	2B	3B	HR	BB	SB	CS	HBP	SAC	SF	GDP	K	PO	A	E	Avg
Feb 20	vs Texas Tech	*of	5	0	1	2	0	0	0	1	1	0	0	0	0	0	1	1	0	0	.200
Feb 21	vs Texas	*of	3	0	0	0	0	0	0	1	0	0	0	0	0	0	2	2	0	0	.125
Feb 22	vs TCU	*of	2	0	0	0	0	0	0	1	0	0	1	0	0	0	2	1	0	0	.100
Feb 25	SE MISSOURI ST	*dh	4	0	0	0	0	0	0	0	0	0	1	0	0	0	2	0	0	0	.071
Feb 26	SE MISSOURI ST	*of/of	2	0	0	0	0	0	0	0	1	0	2	0	0	0	0	2	0	0	.062
Feb 27	SE MISSOURI ST	pr	0	0	0	0	0	0	0	0	0	0	0	0	0	0	0	0	0	0	.062
Mar 05	MURRAY STATE	*of	2	0	0	0	0	0	0	1	1	0	0	0	0	0	2	1	0	0	.056
Mar 06	MURRAY STATE	of	0	0	0	0	0	0	0	0	0	0	0	0	0	0	0	2	0	0	.056
Mar 12	at Louisiana Tech	*of	2	0	0	0	0	0	0	0	0	0	0	0	0	0	0	1	0	0	.050
Mar 13	at Louisiana Tech	ph/of	1	0	0	0	0	0	0	0	0	0	0	0	0	0	0	0	0	0	.048
Mar 14	at Louisiana Tech	*of	3	0	0	0	0	0	0	0	0	0	0	0	0	0	1	1	0	0	.042
Mar 20	ALABAMA	*of	4	2	1	0	1	0	0	0	0	0	0	0	0	0	2	3	0	0	.071
Mar 21	ALABAMA	*of	3	0	0	0	0	0	0	1	0	0	0	0	0	0	1	0	0	0	.065
Mar 23	MEMPHIS	*of	1	3	1	1	0	0	1	4	1	0	1	0	0	0	0	2	0	0	.094
Mar 24	MEMPHIS	*of	3	3	1	0	1	0	0	3	0	0	0	0	0	0	2	4	0	0	.114
Totals		12gs	35	8	4	3	2	0	1	12	4	0	5	0	0	0	15	20	0	0	.114

On base pct. .404 • Slugging pct. .257

## #19 Charlie Welch - 5 games (All games)

Date	Opponent	Pos	AB	R	H	RBI	2B	3B	HR	BB	SB	CS	HBP	SAC	SF	GDP	K	PO	A	E	Avg
Feb 26	SE MISSOURI ST	*dh	3	1	1	2	0	0	1	0	0	0	1	0	0	0	0	0	0	0	.333
Feb 27	SE MISSOURI ST	c	0	0	0	0	0	0	0	0	0	0	0	0	0	0	0	1	0	0	.333
Mar 06	MURRAY STATE	ph	1	0	0	0	0	0	0	0	0	0	0	0	0	0	1	0	0	0	.250
Mar 12	at Louisiana Tech	ph	1	0	1	0	1	0	0	0	0	0	0	0	0	0	0	0	0	0	.400
Mar 23	MEMPHIS	*dh	4	0	2	2	0	0	0	1	0	0	0	0	0	0	0	0	0	0	.444
Totals		2gs	9	1	4	4	1	0	1	1	0	0	1	0	0	0	1	1	0	0	.444

On base pct. .545 • Slugging pct. .889

## #16 Zac White - 3 games (All games)

Date	Opponent	Pos	AB	R	H	RBI	2B	3B	HR	BB	SB	CS	HBP	SAC	SF	GDP	K	PO	A	E	Avg
Feb 26	SE MISSOURI ST	of	0	0	0	0	0	0	0	0	0	0	0	0	0	0	0	0	0	0	.000
Feb 27	SE MISSOURI ST	ph/of	2	0	1	0	0	0	0	0	0	0	0	0	0	0	1	0	0	0	.500
Mar 23	MEMPHIS	*of	4	1	0	0	0	0	0	0	0	0	1	0	0	0	1	2	0	0	.167
Totals		1gs	6	1	1	0	0	0	0	0	0	0	1	0	0	0	2	2	0	0	.167

On base pct. .286 • Slugging pct. .167



# III INDIVIDUAL GAME-BY-GAME

## #33 Patrick Wicklander - 2 games (All games)

Date	Opponent	Pos	AB	R	H	RBI	2B	3B	HR	BB	SB	CS	HBP	SAC	SF	GDP	K	PO	A	E	Avg
Mar 12	at Louisiana Tech	p	0	0	0	0	0	0	0	0	0	0	0	0	0	0	0	1	0	0	.000
Mar 19	ALABAMA	p	0	0	0	0	0	0	0	0	0	0	0	0	0	0	0	0	1	0	.000
Totals		ogs	0	0	0	0	0	0	0	0	0	0	0	0	0	0	0	1	1	0	.000

On base pct. .000 • Slugging pct. .000

## #33 Patrick Wicklander - 5 appearances (All games)

Date	Opponent	GS	IP	H	R	ER	BB	SO	2B	3B	HR	WP	BK	HBP	IBB	Score	W-L	Sv	ERA	NP
Feb 25	SE MISSOURI ST		4.0	4	0	0	1	3	0	1	0	0	0	0	0	6-5	0-0	0	0.00	58
Mar 05	MURRAY STATE		2.0	1	0	0	0	2	0	0	0	0	0	0	0	7-6	0-0	0	0.00	29
Mar 12	at Louisiana Tech		1.1	6	3	3	0	2	2	0	0	1	0	0	0	9-7	0-0	0	3.68	29
Mar 16	OKLAHOMA	*	1.2	1	0	0	3	1	0	0	0	0	0	0	0	5-8	0-0	0	3.00	46
Mar 19	ALABAMA		5.1	3	1	1	0	6	1	0	1	0	0	0	0	1-16	0-0	0	2.51	71
Totals		1	14.1	15	4	4	4	14	3	1	1	1	0	0	0	28-42	0-0	0	2.51	-

## #22 Jaxon Wiggins - 1 game (All games)

Date	Opponent	Pos	AB	R	H	RBI	2B	3B	HR	BB	SB	CS	HBP	SAC	SF	GDP	K	PO	A	E	Avg
Feb 25	SE MISSOURI ST	p	0	0	0	0	0	0	0	0	0	0	0	0	0	0	0	1	0	0	.000
Totals		ogs	0	0	0	0	0	0	0	0	0	0	0	0	0	0	0	1	0	0	.000

On base pct. .000 • Slugging pct. .000

## #22 Jaxon Wiggins - 6 appearances (All games)

Date	Opponent	GS	IP	H	R	ER	BB	SO	2B	3B	HR	WP	BK	HBP	IBB	Score	W-L	Sv	ERA	NP
Feb 22	vs TCU		1.0	0	0	0	0	3	0	0	0	0	0	0	0	4-1	0-0	0	0.00	15
Feb 25	SE MISSOURI ST		1.0	0	0	0	0	2	0	0	0	0	0	0	0	6-5	1-0	0	0.00	13
Mar 05	MURRAY STATE		1.0	0	0	0	0	2	0	0	0	0	0	0	0	7-6	1-0	1	0.00	10
Mar 12	at Louisiana Tech		1.0	0	0	0	1	2	0	0	0	1	0	0	0	9-7	1-0	2	0.00	25
Mar 16	OKLAHOMA		0.2	0	0	0	1	1	0	0	0	0	0	0	0	5-8	1-0	2	0.00	13
Mar 21	ALABAMA		1.0	1	1	1	1	2	0	0	1	0	0	0	0	3-1	1-0	3	1.59	32
Totals		0	5.2	1	1	1	3	12	0	0	1	1	0	0	0	34-28	1-0	3	1.59	-

## #29 Nate Wohlgemuth - 2 appearances (All games)

Date	Opponent	GS	IP	H	R	ER	BB	SO	2B	3B	HR	WP	BK	HBP	IBB	Score	W-L	Sv	ERA	NP
Feb 27	SE MISSOURI ST		0.1	1	1	1	2	0	0	0	0	1	0	0	0	9-3	0-0	0	27.00	28
Mar 07	MURRAY STATE		0.0	0	0	0	0	2	0	0	0	0	0	0	0	6-0	0-0	0	27.00	10
Totals		0	0.1	1	1	1	4	0	0	0	0	1	0	0	0	15-3	0-0	0	27.00	-

# 2021 SCHEDULE / RESULTS |||



	Opponent	Score	Winning Pitcher	Losing Pitcher	Save	Attendance	Time
<b>FEB.</b>							
20	vs. #3 Texas Tech^	W, 13-9	Trest (1-0)	Devine (0-1)		16,908	4:18
21	vs. #9 Texas^	W, 4-0	Monke (1-0)	Stevens (0-1)	Bolden (1)	17,587	2:51
22	vs. #10 TCU^	W, 4-1	Costeu (1-0)	King (0-1)	Kopps (1)	13,659	3:08
25	SEMO	W, 6-5 (10)	Wiggins (1-0)	Cisneros (1-2)		4,218	3:22
26	SEMO	W, 7-3	Noland (1-0)	Niznik (0-1)		4,218	2:41
27	SEMO	W, 9-3	Palette (1-0)	Vogt (0-1)		4,218	3:15
28	SEMO	W, 11-4 (5)	Kopps (1-0)	Williams (0-1)		4,218	2:57

## MARCH

5	Murray State	W, 7-6	Kopps (2-0)	Whaley (1-1)	Wiggins (1)	4,218	3:25
6	Murray State	W, 11-6	Adams (1-0)	Gardner (0-2)	Vermillion (1)	4,218	3:06
7	Murray State	W, 6-0	Lockhart (1-0)	Wenninger (1-1)		4,218	3:07
12	at Louisiana Tech	W, 9-7 (10)	Kopps (3-0)	Gibson (0-1)	Wiggins (2)	1,000	3:48
13	at Louisiana Tech	W, 8-1	Vermillion (1-0)	Jennings (1-1)		1,000	2:46
14	at Louisiana Tech	L, 2-0	Whorff (3-1)	Lockhart (1-1)		1,000	1:58
16	Oklahoma	L, 8-5	Carmichael (3-0)	Ramage (0-1)	Ruffcorn (1)	5,735	3:21
19	#22 Alabama*	L, 16-1	Ras (3-1)	Palette (1-1)	Shamblin (1)	5,735	2:54
20	#22 Alabama*	W, 9-1	Vermillion (2-0)	Smith (0-2)		5,735	2:36
21	#22 Alabama*	W, 3-1	Kopps (4-0)	Jean (2-1)	Wiggins (3)	5,735	2:41
23	Memphis	W, 14-1	Costeu (2-0)	Kendrick (0-1)		5,735	3:14
24	Memphis	W, 9-4	Monke (2-0)	Walters (1-)	Ramage (1)	5,735	3:23
26	at Mississippi State*						
27	at Mississippi State*						
28	at Mississippi State*						
30	UCA						

## APRIL

1	Auburn*						
2	Auburn*						
3	Auburn*						
6	Little Rock						
7	Little Rock						
9	at Ole Miss						
10	at Ole Miss						
11	at Ole Miss						
13	UAPB						
14	UAPB						
16	Texas A&M*						
17	Texas A&M*						
18	Texas A&M*						
20	Grambling State						
22	at South Carolina*						
23	at South Carolina*						
24	at South Carolina*						
27	Missouri State						
30	at LSU*						

## MAY

1	at LSU*						
2	at LSU*						
7	Georgia*						
8	Georgia*						
9	Georgia*						
11	Arkansas State						
14	at Tennessee*						
15	at Tennessee*						
16	at Tennessee*						
20	Florida*						
21	Florida*						
22	Florida*						

^ State Farm College Baseball Showdown (Globe Life Field in Arlington, Texas)

\* SEC opponent