



ARKANSAS BASEBALL

ArkansasRazorbacks.com ||| @RazorbackBSB ||| Communications Contact: Oliver Grigg (ogrigg@uark.edu)

2021 SCHEDULE & RESULTS

FEBRUARY

20	vs. #3 Texas Tech!	FloBaseball	W, 13-9
21	vs. #9 Texas!	FloBaseball	W, 4-0
22	vs. #10 TCU!	FloBaseball	W, 4-1
25	SE MISSOURI STATE	SECN+	W, 6-5 (10)
26	SE MISSOURI STATE	SECN+	W, 7-3
27	SE MISSOURI STATE	SECN+	W, 9-3
28	SE MISSOURI STATE	SECN+	W, 11-4 (5)

MARCH

5	MURRAY STATE	SECN+	W, 7-6
6	MURRAY STATE	SECN+	W, 11-6
7	MURRAY STATE	SECN+	W, 6-0
12	at Louisiana Tech	CST/ESPN+	W, 9-7 (10)
13	at Louisiana Tech	CST/ESPN+	W, 8-1
14	at Louisiana Tech	CST/ESPN+	L, 2-0
16	OKLAHOMA	SECN	L, 8-5
19	#22 ALABAMA*	SECN+	L, 16-1
20	#22 ALABAMA*	SECN+	W, 9-1
21	#22 ALABAMA*	SECN	W, 3-1
23	MEMPHIS	SECN+	W, 14-1
24	MEMPHIS	SECN+	W, 9-4
26	at #2 Mississippi State	SECN+	W, 8-2
27	at #2 Mississippi State	SECN+	W, 11-5
28	at #2 Mississippi State	SECN	W, 6-4
30	UCA	SECN+	W, 21-8

APRIL

1	AUBURN*	SECN+	L, 2-1
2	AUBURN*	SECN+	W, 6-5
3	AUBURN*	SECN+	W, 6-5 (10)
6	LITTLE ROCK	SECN+	W, 7-2
7	LITTLE ROCK	SECN+	W, 10-3
10	at #3 Ole Miss* (DH)	SECN	W, 7-3
10	at #3 Ole Miss* (DH)	SECN+	L, 13-6
11	at #3 Ole Miss*	SECN+	1:30 p.m.
13	UAPB	SECN+	6:30 p.m.
14	UAPB	SECN+	4 p.m.
16	TEXAS A&M*	SECN+	6:30 p.m.
17	TEXAS A&M*	SECN+	6:30 p.m.
18	TEXAS A&M*	SECN+	2 p.m.
20	GRAMBLING STATE	SECN+	6:30 p.m.
22	at South Carolina*	SECN	6 p.m.
23	at South Carolina*	SECN+	6 p.m.
24	at South Carolina*	SECN+	TBA
27	MISSOURI STATE	SECN+	6:30 p.m.
30	at LSU	SECN	6 p.m.

MAY

1	at LSU*	SECN+	6:30 p.m.
2	at LSU*	SECN+	2 p.m.
7	GEORGIA*	SECN+	6:30 p.m.
8	GEORGIA*	SECN	6 p.m.
9	GEORGIA*	SECN+	2 p.m.
11	AKANSAS STATE	SECN+	6:30 p.m.
14	at Tennessee*	SECN+	5:30 p.m.
15	at Tennessee*	SECN	11 a.m.
16	at Tennessee*	SECN+	12 p.m.
20	FLORIDA*	SECN	6 p.m.
21	FLORIDA*	SECN+	6:30 p.m.
22	FLORIDA	SECN+	2 p.m.

All times Central; Home game in BOLD

! - Globe Life Field (Arlington, Texas) * - SEC opponent

GAME 31 ||| ARKANSAS vs. OLE MISS ||| APRIL 11

SWAYZE FIELD (OXFORD, MISS.) ||| TV: SEC NETWORK+



25-5
8-3 SEC



24-7
8-3 SEC

ARKANSAS RAZORBACKS

In the Polls.....1 (BA) | 2 (CBN) | 2 (D1Baseball)
.....2 (NCBWA) | 2 (PG) | 2 (USA Today)
Head Coach.....Dave Van Horn
Career Record.....1,310-634 (33rd season)
Record at Arkansas.....725-394 (19th season)

OLE MISS REBELS

In the Polls.....3 (BA) | 8 (CBN) | 3 (D1Baseball)
.....5 (NCBWA) | 11 (PG) | 3 (USA Today)
Head Coach.....Mike Bianco
Career Record.....891-518-1 (24th season)
Record at Ole Miss.....791-447-1 (21st season)

ON THE BUMP

Arkansas LHP Lael Lockhart (1-1, 3.41 ERA)

VS.

Ole Miss RHP Derek Diamond (3-3, 4.89 ERA)

LEADING OFF

GOING FOR THE SERIES WIN IN THE 'SIP

The first two games between two of the best teams in college baseball were worth the wait.

Forced to take on Ole Miss in a series-opening doubleheader due to Friday night's weather-related postponement, Arkansas snagged a 7-3 win in game one before falling, 13-6, in Saturday's nightcap. The Hogs and Rebels will meet for the finale at 1:30 p.m. Sunday.

The Razorbacks, Baseball America's No. 1 team in the country, and Rebels, who are ranked third in publication's most recent poll, remain tied atop the SEC West division standings after yesterday's two-game split. Both teams own an 8-3 record in conference action on the year, setting up Friday afternoon's series finale as a clash for sole ownership of first place.

HISTORY LESSON

The Razorbacks and Rebels will clash for the 102nd time in history when the two teams take the field in Sunday afternoon's finale. Arkansas holds a 52-49 all-time series lead against Ole Miss, but the series is locked at an even 22-22 mark in games played in Oxford.

Recency history between the teams favors the Hogs. Arkansas took two of three games against Ole Miss when the two last met during the 2019 campaign at Baum-Walker Stadium.

HOMER-HAPPY HOGS

Arkansas' power has been on full display this season.

The Hogs rank second in the nation in home runs through 30 games, swatting 51 homers on the year so far. That mark, which is tied for second most in all of college baseball with LSU, trails only Old Dominion (54 home runs in 29 games).

AND THAT'S THE BOTTOM LINE, 'CAUSE BASEBALL AMERICA SAID SO!

Arkansas is the No. 1 team in college baseball for another week.

The Razorbacks remained the top-ranked team in Baseball America's week eight poll, which was released Monday. It is the sixth straight week of the season that Arkansas holds the No. 1 spot in at least one of the six major polls.

TO BE FRANK, YOU'LL HEAR THIS NAME A LOT

If Christian Franklin isn't already a household name, he will be soon.

The Razorback outfielder enters the 2021 campaign as one of the top college baseball players in the country after slashing .381/.467/.619 with three home runs, 11 RBI and a team-best 21 runs scored in 16 games during the pandemic-shortened season. He started every game in center field after manning left field as a Razorback rookie in 2019 when he hit .274 with six home runs and 34 RBI to earn SEC All-Freshman honors.

The Overland Park, Kan., native garnered preseason first-team All-America accolades from four out of the five major college baseball publications this spring, including Baseball America, D1Baseball, NCBWA and Perfect Game. One of Arkansas' four team captains for the 2021 season, Franklin also checked in as the second-best outfielder in D1Baseball's preseason position power rankings.

He rounded out his gathering of preseason accolades with a spot on the USA Baseball Golden Spikes Award Watch List. The award, which is given to the top amateur baseball player in the country, was previously won by former Razorback outfielder Andrew Benintendi in 2015.

DIAPER DANDY NO MOORE

Arkansas second baseman Robert Moore burst onto the scene as a freshman. Now, in year two, he's ready for more.

Moore, the son of Kansas City Royals general manager Dayton Moore, started all 16 games in his debut as a Hog one year ago. The then-17-year-old freshman slashed .317/.403/.444 with two homers and 17 RBI before the season was cut short due to the pandemic. His 20 hits on the year ranked second among freshmen in the SEC, and his batting average and RBI total were third most among the league's first-year newcomers.

The slick-handed middle infielder earned SEC Player of the Week and Perfect Game National Player of the Week honors last season, becoming the first freshman in program history to do so. The Leawood, Kan., native now heads into the 2021 campaign as a preseason third-team All-American by D1Baseball and preseason All-SEC First Team honoree.



Junior outfielder **Christian Franklin**, a consensus preseason All-American and one of the four Razorback team captains, was named to the watch list for the USA Baseball Golden Spikes Award, which is given to the top amateur baseball player in the country.



Sophomore second baseman **Robert Moore** burst onto the scene in 2020, slashing .317/.403/.444 with two homers and 17 RBI before the season was cut short.

Moore, also rated the third-best second baseman in D1Baseball's preseason position power rankings, topped off his hype-filled preseason with a spot alongside teammate Christian Franklin on the USA Baseball Golden Spikes Award Watch List. The award, which is given to the top amateur baseball player in the country, was previously won by former Razorback outfielder Andrew Benintendi in 2015.

GOLDEN BOLDEN

Caleb Bolden's strong outing during the opening weekend of the 2021 season earned him the conference's top weekly honor.

The right-hander was named the SEC Co-Pitcher of the Week (Feb. 23), putting an exclamation point on his impressive performance in the Razorbacks' 4-0 shutout win against No. 9 Texas at the State Farm College Baseball Showdown at Globe Life Field in Arlington, Texas. His effort out of the bullpen helped Arkansas secure their second victory of the young season as well as their second consecutive win against a top-10 opponent.

Bolden struck out seven batters in four no-hit innings, silencing the nationally ranked Longhorns en route to the Razorbacks' shutout win. The Texarkana, Texas, native entered the ballgame in the fifth and tossed the final four frames, picking up the first save of his college career.

ALL OPITZ DOES IS GET HITZ

Casey Opitz's big weekend at the plate in the Hogs' first SEC series of the year earned him the conference's top weekly honor.

The catcher was named the SEC Co-Player of the Week (March 22) after powering Arkansas to two wins against nationally ranked Alabama. His bat led the Hogs to their first conference series win of the season.

Opitz recorded a hit in all three games of the series, driving in a team-leading four runs. He racked up a season-best three hits and matched his season-high with three runs scored in the Razorbacks' 9-1 win in game two, also launching his first homer of the year in the ballgame.

LET THE GOOD TIMES ROLL

Matt Goodheart was named the SEC Player of the Week (March 29) after helping power the Razorbacks through a perfect 5-0 stretch.

His bat guided the Hogs to a three-game conference road series sweep at nationally ranked Mississippi State, marking the first time since 2010 that Arkansas has gone on the road and swept the Bulldogs in Starkville.

The Magnolia, Ark., native homered in all four contests he played in during Arkansas' undefeated week, smashing a two-run dinger as part of his career-best four-hit day in the midweek series finale at home against Memphis. Goodheart then proceeded to homer in all three games on the road at Mississippi State.

The Razorback designated hitter hit a solo shot in the series opener against the Bulldogs before launching a two-run homer in the second game and swatting another solo shot in the finale. Goodheart, who has reached base in all 16 games he has played in this season, drove in seven runs on the week, including five in the series at Mississippi State.

ACTION JAXON

It has not taken long for right-hander Jaxon Wiggins to make jaws drop. According to D1Baseball, the freshman phenom has recorded the third-hardest pitch thrown in all of college baseball this season.

Velo	Pitcher	Throws	School
101	Ryan Cusick	RHP	Wake Forest
99	Brandon Birdsell	RHP	Texas Tech
99	Brandon Sproat	RHP	Florida
99	Spencer Schwellenbach	RHP	Nebraska
98	Bryce Miller	RHP	Texas A&M
98	Jaxon Wiggins	RHP	Arkansas
98	Johnny Ray	RHP	TCU
98	Kumar Rocker	RHP	Vanderbilt
98	Mason Erla	RHP	Michigan State
98	TJ Nichols	RHP	Arizona

Wiggins has clocked in at 98 mph multiple times this year, first doing so in his debut appearance out of the bullpen against No. 10 TCU at the State Farm College Baseball Showdown at Globe Life Field, home of the Texas Rangers, in Arlington, Texas. He began his collegiate career by striking out nine of the first 13 batters he faced, collecting multiple strikeouts in his first four appearances of the season.



Senior catcher **Casey Opitz**, a preseason first-team All-SEC honoree and one of the four Razorback team captains, entered the 2021 campaign rated as the sixth-best catcher in the country by D1Baseball in the publication's position power rankings.



Redshirt junior pitcher **Caleb Bolden** was named the SEC Co-Pitcher of the Week after striking out seven in four hitless innings of work in the shutout win against #9 Texas.

FABULOUS FOUR

For the third consecutive year, Arkansas has an SEC-best four preseason first-team honorees. Casey Opitz (catcher), Robert Moore (second base), Christian Franklin (outfield) and Matt Goodheart (designated hitter/utility) landed on the 2021 Coaches Preseason All-SEC First Team.

The Razorback foursome is the most of any program in the conference - a feat Arkansas also achieved ahead of the 2019 and 2020 campaigns. No other school has more than two first-team honorees on this year's preseason All-SEC squads.

DON'T SLEEP ON THE HOGS

Arkansas was predicted to finish third in the SEC Western Division, collecting two first-place votes from the league's head coaches. Ole Miss (seven votes) and Mississippi State (three votes) were selected to finish first and second, respectively, in the division.

O CAPTAIN! MY CAPTAIN!

Arkansas' four team captains for the 2021 season are catcher Casey Opitz, outfielder Christian Franklin, right-handed pitcher Kevin Kopps and right-handed pitcher Zebulon Vermillion.

NINE RAZORBACK GAMES SLATED FOR NATIONAL TV IN 2021

Arkansas will have nine games, including eight conference contests, broadcast nationally on the SEC Network during the 2021 campaign.

- vs. Oklahoma, 5 p.m. CT Tuesday, March 16
- vs. Alabama, 2 p.m. CT Sunday, March 21
- at Mississippi State, 2 p.m. CT Sunday, March 28
- at Ole Miss, 6 p.m. CT Friday, April 9
- at South Carolina, 6 p.m. CT Thursday, April 22
- at LSU, 6 p.m. CT Friday, April 30
- vs. Georgia, 6 p.m. CT Saturday, May 8
- at Tennessee, 11 a.m. CT Saturday, May 15
- vs. Florida, 6 p.m. CT Thursday, May 20



HOG HISTORY

INSIDE THE SERIES: OLE MISS

Overall Series Record: 52-49
Record in Fayetteville, Ark.: 24-22
Record in Oxford, Miss.: 22-22
Record at Neutral Sites: 6-5

IN THE DVH ERA: OLE MISS

Overall Series Record: 27-39
Record in Fayetteville, Ark.: 12-18
Record in Oxford, Miss.: 10-16
Record at Neutral Sites: 5-5

DATE	SITE	W/L	SCORE
5/2/03	Fayetteville, Ark.	L	5-2
5/3/03	Fayetteville, Ark.	W	7-6
5/4/03	Fayetteville, Ark.	W	6-3
5/23/03	Hoover, Ala.!	L	8-7 (11)
5/7/04	Oxford, Miss.	L	1-0
5/8/04	Oxford, Miss.	W	3-1
5/9/04	Oxford, Miss.	L	5-3
5/27/04	Hoover, Ala.!	W	4-3
5/20/05	Fayetteville, Ark.	L	5-3
5/21/05	Fayetteville, Ark.	L	10-2
5/22/05	Fayetteville, Ark.	L	9-1
5/12/06	Oxford, Miss.	W	12-3
5/13/06	Oxford, Miss.	L	7-3
5/14/06	Oxford, Miss.	L	5-4
5/24/06	Hoover, Ala.!	L	9-4
3/2/07	Minneapolis, Minn.	L	5-4
5/17/07	Fayetteville, Ark.	L	5-4
5/18/07	Fayetteville, Ark.	W	4-3 (10)
5/19/07	Fayetteville, Ark.	L	5-0
4/25/08	Oxford, Miss.	L	12-4
4/26/08	Oxford, Miss.	W	13-11 (10)
4/27/08	Oxford, Miss.	W	12-4
5/14/09	Fayetteville, Ark.	L	7-5
5/15/09	Fayetteville, Ark.	L	9-3
5/16/09	Fayetteville, Ark.	L	16-3
5/7/10	Oxford, Miss.	W	11-4
5/8/10	Oxford, Miss.	L	3-2
5/9/10	Oxford, Miss.	W	7-0
5/19/11	Fayetteville, Ark.	L	2-1
5/21/11	Fayetteville, Ark.	W	2-0
5/21/11	Fayetteville, Ark.	W	5-3
4/21/12	Oxford, Miss.	L	8-2
4/21/12	Oxford, Miss.	L	1-0
4/22/12	Oxford, Miss.	W	11-3
5/23/12	Hoover, Ala.!	L	2-0
3/15/13	Fayetteville, Ark.	L	7-1
3/16/13	Fayetteville, Ark.	W	10-1
3/17/13	Fayetteville, Ark.	L	6-4 (13)
5/22/13	Hoover, Ala.!	W	2-1 (10)
5/2/14	Oxford, Miss.	L	3-2
5/3/14	Oxford, Miss.	L	7-4
5/4/14	Oxford, Miss.	W	11-1
5/21/14	Hoover, Ala.!	W	2-1
5/23/14	Hoover, Ala.!	W	8-7
3/26/15	Fayetteville, Ark.	W	10-3
3/27/15	Fayetteville, Ark.	L	5-4
3/28/15	Fayetteville, Ark.	W	5-2
4/8/16	Oxford, Miss.	L	7-3
4/9/16	Oxford, Miss.	L	14-9
4/10/16	Oxford, Miss.	L	8-7
4/27/17	Fayetteville, Ark.	L	9-1
4/28/17	Fayetteville, Ark.	L	4-1
4/28/17	Fayetteville, Ark.	W	7-4
3/29/18	Oxford, Miss.	W	6-4
3/30/18	Oxford, Miss.	L	5-4
3/31/18	Oxford, Miss.	L	11-10
3/29/19	Fayetteville, Ark.	W	5-3
3/30/19	Fayetteville, Ark.	L	4-3
3/31/19	Fayetteville, Ark.	L	17-7
5/22/19	Hoover, Ala.!	W	5-3
5/24/19	Hoover, Ala.!	L	3-2
6/8/19	Fayetteville, Ark.+	W	11-2
6/9/19	Fayetteville, Ark.+	L	13-5
6/10/19	Fayetteville, Ark.+	W	14-1
4/10/21	Oxford, Miss.	W	7-3
4/10/21	Oxford, Miss.	L	13-6

RECOGNIZED RAZORBACKS

Caleb Bolden

SEC Co-Pitcher of the Week (Feb. 23)

Christian Franklin

D1Baseball Preseason All-America (1st)
Perfect Game Preseason All-America (1st)
NCBWA Preseason All-America (1st)
Baseball America Preseason All-America (2nd)
SEC Coaches' Preseason All-SEC (1st)
Golden Spikes Award Preseason Watch List

Matt Goodheart

SEC Coaches' Preseason All-SEC (1st)
SEC Player of the Week (March 29)

Robert Moore

Baseball America Preseason All-America (2nd)
D1Baseball Preseason All-America (3rd)
SEC Coaches' Preseason All-SEC (1st)
Golden Spikes Award Preseason Watch List

Casey Opitz

SEC Coaches' Preseason All-SEC (1st)
SEC Co-Player of the Week (March 22)

Zebulon Vermillion

NCBWA Preseason Stopper of the Year Watch List

WEEK 8

SOUTHEASTERN CONFERENCE

APRIL 11

EASTERN DIVISION

	SEC	Pct.	GB	All	Pct.	Home	Away	Neutral	Div.	Top 25	Top 10	L10	Streak
Tennessee	9-2	.818	-	27-5	.844	19-2	8-3	0-0	4-1	7-1	4-1	9-1	W5
Vanderbilt	9-3	.750	0.5	25-5	.833	17-4	8-1	0-0	6-3	8-4	2-1	8-2	L1
South Carolina	7-4	.636	2.0	20-9	.690	14-2	5-6	1-1	7-4	6-6	4-2	7-3	W1
Florida	5-6	.455	4.0	20-11	.645	19-5	1-6	0-0	0-5	6-9	3-5	4-6	L2
Kentucky	5-6	.455	4.0	19-9	.679	15-6	4-3	0-0	2-1	1-3	1-3	5-5	L2
Georgia	5-7	.417	4.5	20-11	.645	15-7	5-4	0-0	4-5	4-5	4-5	5-5	W1
Missouri	4-7	.364	5.0	11-18	.379	4-6	7-8	0-4	2-6	1-6	1-4	4-6	L1

WESTERN DIVISION

	SEC	Pct.	GB	All	Pct.	Home	Away	Neutral	Div.	Top 25	Top 10	L10	Streak
Arkansas	8-3	.727	-	25-5	.833	16-3	6-2	3-0	8-3	9-2	7-1	8-2	L1
Ole Miss	8-3	.727	-	24-7	.774	17-4	4-3	3-0	7-1	8-3	5-3	7-3	W1
Mississippi State	7-4	.636	1.0	23-7	.767	16-5	4-1	3-1	4-4	7-5	4-5	7-3	W6
Alabama	4-7	.364	4.0	18-12	.600	12-9	6-3	0-0	3-5	2-7	2-7	3-7	W2
LSU	3-8	.273	5.0	20-11	.645	16-8	4-3	0-0	1-2	1-8	1-8	4-6	W3
Texas A&M	3-8	.273	5.0	19-14	.576	16-9	1-4	2-1	0-2	4-5	1-3	4-6	L5
Auburn	1-10	.091	7.0	12-15	.444	8-8	3-5	1-2	1-7	2-10	1-7	1-9	L4

SCHEDULE (ALL TIMES EASTERN)

Monday, April 5

Ole Miss 20, North Alabama 6

Tuesday, April 6

Georgia Southern 2, Georgia 1

Florida 7, Stetson 6

Kentucky 11, Louisville 7

Tennessee 10, Eastern Kentucky 1

North Carolina 3, South Carolina 2 (10 inn.)

Arkansas 7, Little Rock 2

LSU 14, McNeese State 1

Ole Miss 8, Alcorn State 1

Mississippi State 15, Southern 1

Sam Houston State 8, Texas A&M 6

Vanderbilt 5, UT Martin 4

Wednesday, April 7

ULM 5, Alabama 3

Arkansas 10, Little Rock 3

Florida 10, Florida A&M 0 (7 inn.)

Thursday, April 8

*Georgia 14, Vanderbilt 2

Friday, April 9

*Tennessee 6, Florida 4

*LSU 15, Kentucky 2

*Mississippi State 6, Auburn 5

*Missouri 7, South Carolina 2

*Alabama 5, Texas A&M 3

*Vanderbilt 5, Georgia 2

***Arkansas at Ole Miss - postponed**

Saturday, April 10

*South Carolina 11, Missouri 1

***Arkansas 7, Ole Miss 3 [DH-1]**
***Ole Miss 13, Arkansas 6 [DH-2]**

*Alabama 6, Texas A&M 3

*Mississippi State 7, Auburn 2

*Georgia 9, Vanderbilt 1

*LSU 8, Kentucky 6

*Tennessee 5, Florida 4

Sunday, April 11

Missouri at South Carolina - 12 p.m. (SECN)

Florida at Tennessee - 1 p.m. (SECN+)

LSU at Kentucky - 1 p.m. (SECN+)

Alabama at Texas A&M - 2 p.m. (SECN+)

Arkansas at Ole Miss - 2:30 p.m. (SECN+)

Mississippi State at Auburn - 3 p.m. (SECN)

NOTE: *SEC game



D1Baseball

Week 8

- 1 Vanderbilt
- 2 **Arkansas**
- 3 Ole Miss
- 4 Texas
- 5 Mississippi State
- 6 Tennessee
- 7 Louisville
- 8 Texas Tech
- 9 East Carolina
- 10 TCU
- 11 South Carolina
- 12 Florida
- 13 Notre Dame
- 14 Oklahoma State
- 15 Georgia Tech
- 16 Louisiana Tech
- 17 Florida State
- 18 Miami
- 19 Oregon
- 20 Oregon State
- 21 UCLA
- 22 Arizona
- 23 Virginia Tech
- 24 Pittsburgh
- 25 Michigan

Baseball America

Week 8

- 1 **Arkansas**
- 2 Vanderbilt
- 3 Mississippi
- 4 Mississippi State
- 5 Louisville
- 6 Texas
- 7 Tennessee
- 8 East Carolina
- 9 South Carolina
- 10 Florida
- 11 Texas Tech
- 12 Notre Dame
- 13 Virginia Tech
- 14 TCU
- 15 Georgia Tech
- 16 Arizona
- 17 Pittsburgh
- 18 Florida State
- 19 Oregon
- 20 Miami
- 21 Oregon State
- 22 Louisiana Tech
- 23 Oklahoma State
- 24 Michigan
- 25 Indiana State

USA Today Coaches Poll

Week 8

- 1 Vanderbilt
- 2 **Arkansas**
- 3 Ole Miss
- 4 Tennessee
- 5 Mississippi State
- 6 Texas
- 7 TCU
- 8 Texas Tech
- 9 East Carolina
- 10 Louisville
- 11 Florida
- 12 South Carolina
- 13 Oklahoma State
- 14 Notre Dame
- 15 Miami
- 16 Georgia Tech
- 17 UCLA
- 18 Oregon State
- 19 Louisiana Tech
- 20 Oregon
- 21 Florida State
- 22 Arizona
- 23 Stanford
- 24 Michigan
- 25 Virginia Tech

Perfect Game

Week 8

- 1 Vanderbilt
- 2 **Arkansas**
- 3 Texas
- 4 Tennessee
- 5 Louisville
- 6 East Carolina
- 7 TCU
- 8 Mississippi State
- 9 South Carolina
- 10 Florida
- 11 Ole Miss
- 12 Georgia Tech
- 13 Texas Tech
- 14 Michigan
- 15 Notre Dame
- 16 Louisiana Tech
- 17 Arizona
- 18 Oregon
- 19 Florida State
- 20 Miami
- 21 Oregon State
- 22 UCLA
- 23 Indiana State
- 24 Indiana
- 25 Stanford

Collegiate Baseball

Week 8

- 1 Vanderbilt
- 2 **Arkansas**
- 3 Texas
- 4 Tennessee
- 5 South Carolina
- 6 TCU
- 7 Louisville
- 8 Ole Miss
- 9 Florida
- 10 Texas Tech
- 11 Oklahoma State
- 12 Mississippi State
- 13 Oregon State
- 14 UCLA
- 15 East Carolina
- 16 Arizona
- 17 Michigan
- 18 Arizona State
- 19 Notre Dame
- 20 Oregon
- 21 Miami
- 22 Georgia Tech
- 23 Georgia
- 24 Sacramento State
- 25 Stanford
- 26 UC Irvine
- 27 San Diego
- 28 Florida State
- 29 Nebraska
- 30 Old Dominion

NCBWA

Week 8

- 1 Vanderbilt
- 2 **Arkansas**
- 3 Texas
- 4 Tennessee
- 5 Ole Miss
- 6 Mississippi State
- 7 Louisville
- 8 East Carolina
- 9 TCU
- 10 Texas Tech
- 11 Florida
- 12 South Carolina
- 13 Oregon State
- 14 Oklahoma State
- 15 Miami
- 16 Notre Dame
- 17 UCLA
- 18 Georgia Tech
- 19 Arizona
- 20 Louisiana Tech
- 21 Oregon
- 22 Florida State
- 23 Michigan
- 24 Stanford
- 25 UC Santa Barbara
- 26 Virginia Tech
- 27 Arizona State
- 28 Pittsburgh
- 29 Old Dominion
- 30 Dallas Baptist

ARKANSAS IN THE POLLS

	D1	BA	USA TODAY	PG	CB	NCBWA
Preseason	8	14	8	20	22	8
Week 2	2	6	8	5	5	3
Week 3	1	1	1	3	1	1
Week 4	1	1	1	1	1	1
Week 5	1	1	1	1	1	1
Week 6	2	1	2	3	5	3
Week 7	2	1	2	2	4	2
Week 8	2	1	2	2	2	2
Week 9	--	--	--	--	--	--
Week 10	--	--	--	--	--	--
Week 11	--	--	--	--	--	--
Week 12	--	--	--	--	--	--
Week 13	--	--	--	--	--	--
Week 14	--	--	--	--	--	--
Week 15	--	--	--	--	--	--
Week 16	--	--	--	--	--	--
Final	--	--	--	--	--	--

D1 - D1Baseball.com

BA - Baseball America

COACHES - USA Today Coaches Poll

PG - Perfect Game

CB - Collegiate Baseball Newspaper

NCBWA - National Collegiate Baseball Writers Association



PERSONAL

Born: Sept. 17, 1960
 Hometown: Kansas City, Mo.
 Alma Mater: Arkansas (1988)
 Masters of Science: East Texas State University (1992)
 Wife: Karen
 Children: Hollan, Mariel
 Named Head Coach at Arkansas: June 21, 2002

PLAYING HISTORY

1982-1984 Atlanta Braves Organization
 1982 MLB Draft: 10th Rd (Braves)
 1982 Arkansas
 1980-1981 McLennan (Texas) CC

COACHING HONORS

2004 SEC Coach of the Year
 2001 Baseball America National Coach of the Year
 2001 BIG 12 Coach of the Year
 2001 ABCA Midwest Region Coach of the Year
 2000 ABCA Midwest Region Coach of the Year
 1997 Southland Coach of the Year
 1995 Southland Coach of the Year
 1994 NCAA Division II Coach of the Year
 1994 ABCA Central Region Coach of the Year

HALL OF FAME

2019 Inducted into Arkansas Sports Hall of Fame
 2013 Inducted into Winnetonka HS HOF
 2012 Inducted into Ban Johnson League HOF
 2001 Inducted into Central Missouri State HOF

VAN HORN'S CAREER NUMBERS

Year	School	Record	Pct.	Conf.	Place	Tourn.	NCAA
1989	Texarkana CC	39-18	.684	NA	NA	NA	--
1990	Texarkana CC	44-14	.759	NA	NA	NA	--
1991	Texarkana CC	45-12	.789	NA	NA	NA	--
1992	Texarkana CC	48-10	.827	NA	1st	NA	--
1993	Texarkana CC	38-18	.678	NA	NA	NA	--
	Totals	214-72	.748	--	--	--	--
1994	Central Missouri State	51-11	.823	15-1	1st (Div.)	1st (4-1)	NCAA DII Champs
	Totals	51-11	.823	15-1	--	1 (4-1)	--
1995	Northwestern State	37-15	.711	19-5	1st	DNP (0-2)	--
1996	Northwestern State	34-27	.557	14-16	2nd (Div.)	2nd (3-2)	--
1997	Northwestern State	35-23	.603	19-9	1st	DNP (0-2)	--
	Totals	106-65	.620	52-30	--	3 (3-6)	--
1998	Nebraska	24-20	.545	10-13	7th	DNQ	DNQ
1999	Nebraska	42-18	.700	16-9	5th	1st (4-0)	NCAA (1-2)
2000	Nebraska	51-17	.750	21-9	2nd	1st (5-1)	NCAA (4-2)
2001	Nebraska	50-16	.758	20-8	1st	1st (4-0)	CWS (5-2)
2002	Nebraska	47-21	.691	16-11	2nd	2nd (3-1)	CWS (5-3)
	Totals	214-92	.699	67-39	--	4 (16-2)	4 (15-9)
2003	Arkansas	35-22	.612	14-16	6th West	T-7th (0-2)	NCAA (1-2)
2004	Arkansas	45-24	.652	19-11	T-1st Overall	4th (2-2)	CWS (6-3)
2005	Arkansas	39-22	.636	13-17	T-5th West	T-7th (0-2)	NCAA (2-2)
2006	Arkansas	39-21	.650	18-12	2nd West	T-7th (0-2)	NCAA (1-2)
2007	Arkansas	43-21	.672	18-12	1st West	2nd (3-1)	NCAA (2-2)
2008	Arkansas	34-24	.586	14-15	4th West	DNQ	NCAA (0-2)
2009	Arkansas	41-24	.631	14-15	4th West	4th (2-2)	CWS (7-2)
2010	Arkansas	43-21	.672	18-12	2nd West	T-7th (0-2)	NCAA (3-3)
2011	Arkansas	40-22	.645	15-15	1st West	T-3rd (2-2)	NCAA (2-2)
2012	Arkansas	46-22	.676	16-14	T-2nd West	T-9th (0-2)	CWS (7-3)
2013	Arkansas	39-22	.639	18-11	2nd West	T-3rd (2-1)	NCAA (2-2)
2014	Arkansas	40-25	.615	16-14	4th West	T-3rd (3-2)	NCAA (2-2)
2015	Arkansas	40-25	.615	17-12	3rd West	T-5th (2-2)	CWS (5-3)
2016	Arkansas	26-29	.473	7-23	7th West	DNQ	DNQ
2017	Arkansas	45-19	.703	18-11	2nd West	2nd (3-2)	NCAA (3-2)
2018	Arkansas	48-21	.696	18-12	T-1st West	T-3rd (2-1)	CWS Runner-Up (9-3)
2019	Arkansas	46-20	.697	20-10	T-1st West	T-5th (1-2)	NCAA (5-3)
2020	Arkansas	11-5	.688	--	--	--	--
2021	Arkansas	25-5	.833	8-3	--	--	--
	Totals	725-393	.648	281-235	--	15 (22-27)	16 (57-39)
CAREER TOTALS		1,310-633	.674	415-305	--	45-36 (.556)	72-47 (.600)

In his 19th season as head coach of the Razorback baseball program, Dave Van Horn has continued to elevate Arkansas into one of the nation's premier teams year in and year out. Over his 18 seasons as head Hog, Van Horn has led Arkansas to six College World Series appearances, 16 NCAA Tournament berths, one Southeastern Conference overall title, five SEC Western Division championships and 700 wins and counting.

Ever since returning to his alma mater in 2003 to take over for retiring SEC legend Norm DeBriyn, Van Horn has continued to successfully field nationally competitive teams, while also grooming numerous All-Americans, all-conference and future major league players.

Under his guidance, 30 Razorbacks have been named All-Americans, 42 as All-SEC players, and 111 have been picked in the MLB Draft. Those draft picks are the third-most among all active head coaches in the SEC.


Van Horn is the second-winningest coach in Arkansas history with 700 wins entering the 2020 season. In 2018, Van Horn became only the second active head coach in the SEC with 600 or more wins at their current school. He won his 700th game as the Hogs' skipper in what turned out to be the team's final game of the 2020 season against Grand Canyon.

Including his years at Nebraska, Northwestern State and Central Missouri State, Van Horn has racked up 1,096 wins at four-year institutions, which is 15th-most among all active coaches. He is also one of 10 active coaches with 1,000 or more wins at four-year schools.


DVH AGAINST 2021 OPPONENTS

	W/L	Home	Away	Neutral
Alabama	34-25	19-8	13-14	2-3
Arkansas-Pine Bluff	1-0	1-0	--	--
Arkansas State	--	--	--	--
Auburn	33-22	17-10	15-12	1-0
Central Arkansas	1-0	1-0	--	--
Florida	25-21	10-5	9-12	6-4
Georgia	21-17	12-6	9-8	0-3
Grambling State	7-0	6-0	--	1-0
Illinois State	2-1	2-1	--	--
Little Rock	2-1	2-1	--	--
LSU	22-41	13-7	8-16	1-8
Louisiana Tech	19-6	8-2	7-4	4-0
Memphis	11-1	4-0	5-0	2-1
Mississippi State	31-27	16-11	13-14	2-2
Missouri State	20-9	11-7	9-2	--
Murray State	3-0	3-0	--	--
Oklahoma	3-4	1-1	2-2	0-1
Ole Miss	32-42	16-20	10-16	6-6
South Carolina	26-20	12-9	10-8	4-3
SE Missouri State	6-2	6-2	--	--
Tennessee	26-15	13-6	10-7	2-1
Texas	9-6	2-0	3-4	4-2
TCU	3-0	2-0	--	1-0
Texas Tech	5-1	1-0	--	4-1
Texas A&M	16-13	8-4	7-9	1-0

A THE ARKANSAS RAZORBACKS




ROBERT MOORE
So. • 5-9 • 170 • S/R
INF • Leawood, Kan.




ZACK GREGORY
R-So. • 5-10 • 185 • L/R
INF • Keller, Texas




JALEN BATTLES
Jr. • 6-2 • 205 • R/R
INF • San Antonio, Texas




JACOB NESBIT
R-Jr. • 6-0 • 180 • R/R
INF • Coppell, Texas




CAYDEN WALLACE
Fr. • 6-0 • 205 • R/R
INF/OF • Greenbrier, Ark.



BRAYDON WEBB
R-Sr. • 6-0 • 200 • R/R
OF • McKinney, Texas



MATT GOODHEART
Sr. • 6-1 • 185 • L/R
INF • Magnolia, Ark.




CASON TOLLETT
So. • 6-1 • 210 • R/R
C/1B • Little Rock, Ark.




CASEY OPITZ
Sr. • 5-11 • 200 • S/R
C • Centennial, Colo.




CONNOR NOLAND
Jr. • 6-2 • 220 • R/R
RHP • Greenwood, Ark.




CULLEN SMITH
R-Sr. • 6-0 • 185 • L/R
INF • Nashville, Tenn.




DYLAN LEACH
Fr. • 5-11 • 195 • S/R
C • Carthage, Texas




ZAC WHITE
Fr. • 6-0 • 180 • R/R
INF/OF • Little Rock, Ark.




BRADY SLAVENS
Jr. • 6-3 • 195 • L/R
INF • Olathe, Kan.



LAEL LOCKHART
Grad. • 6-3 • 220 • S/L
LHP • Friendswood, Texas




CHARLIE WELCH
Jr. • 6-0 • 205 • R/R
C • St. Petersburg, Fla.




ELIJAH TREST
Jr. • 6-3 • 220 • L/R
RHP • White Oak, Texas




JACOB BURTON
Jr. • 6-0 • 185 • R/R
RHP • Diana, Texas



JAXON WIGGINS
Fr. • 6-6 • 220 • R/R
RHP • Roland, Okla.




CHRISTIAN FRANKLIN
Jr. • 5-11 • 195 • R/R
OF • Overland Park, Kan.




ETHAN BATES
Fr. • 5-11 • 175 • R/R
INF • Hot Springs, Ark.



BLAKE ADAMS
So. • 6-2 • 215 • R/R
RHP • Springdale, Ark.




KOLE RAMAGE
Sr. • 6-1 • 205 • R/R
RHP • Southlake, Texas



NATE WOHLGEMUTH
Fr. • 5-11 • 210 • R/R
RHP • Owasso, Okla.



CALEB BOLDEN
R-Jr. • 6-2 • 190 • R/R
RHP • Texarkana, Texas



ZACK MORRIS
So. • 6-3 • 220 • L/L
LHP • Cabot, Ark.




PATRICK WICKLANDER
Jr. • 6-1 • 205 • R/L
LHP • San Jose, Calif.




NICK GRIFFIN
Fr. • 6-4 • 185 • R/R
LHP • Monticello, Ark.




RYAN COSTEIU
Jr. • 6-0 • 200 • R/R
RHP • Clayton, Calif.



PEYTON PALLETTE
So. • 6-1 • 175 • R/R
RHP • Benton, Ark.




CADEN MONKE
Jr. • 6-3 • 170 • L/L
LHP • Mt. Olive, Ill.



MARK ADAMIAK
So. • 6-4 • 225 • R/R
RHP • Shawnee, Kan.



EVAN TAYLOR
Jr. • 6-4 • 255 • L/L
LHP • Florence, Ala.




COREY SPAIN
R-Fr. • 5-11 • 215 • L/L
LHP • Monett, Mo.




WILL MCENTIRE
So. • 6-4 • 235 • L/R
RHP • Bryant, Ark.




MILLER PLEIMANN
R-So. • 6-4 • 200 • R/R
RHP • Fayetteville, Ark.




KEVIN KOPPS
R-Sr. • 6-0 • 200 • R/R
RHP • Sugar Land, Texas



TYLER CACCIATORI
Fr. • 6-6 • 235 • R/R
RHP • Sheridan, Ark.



HESTON TOLE
Fr. • 6-6 • 210 • R/R
RHP • Wichita Falls, Kan.



MATTHEW MAGRE
Fr. • 6-1 • 205 • L/L
LHP • Fayetteville, Ark.




LOUIS STALLONE
Fr. • 6-9 • 235 • R/R
RHP • Kings Park, N.Y.



GABRIEL STARKS
Fr. • 6-4 • 215 • R/R
RHP • Pine Bluff, Ark.




NATHAN RINTZ
R-Fr. • 6-2 • 190 • R/R
RHP • Schaumburg, Ill.



EVAN GRAY
R-Fr. • 6-4 • 200 • R/R
RHP • Swansea, Ill.



ISSAC BRACKEN
Grad. • 6-0 • 195 • R/R
RHP • Berthoud, Colo.



ZEBULON VERMILLION
Sr. • 6-4 • 230 • L/R
RHP • Prairie Village, Kan.





No.	Player	Pos.	B/T	Yr.	Ht.	Wt.	Hometown / High School / Previous School
1	Robert Moore	INF	S/R	So.	5-9	170	Leawood, Kan. / Shawnee Mission East HS
3	Zack Gregory	INF/OF	L/R	R-So.	5-10	185	Keller, Texas / Timber Creek HS
4	Jalen Battles	INF	R/R	Jr.	6-2	205	San Antonio, Texas / James Madison HS / McLennan CC
5	Jacob Nesbit	INF	R/R	R-Jr.	6-0	180	Coppell, Texas / Coppell HS
7	Cayden Wallace	INF/OF	R/R	Fr.	6-0	205	Greenbrier, Ark. / Greenbrier HS
8	Braydon Webb	OF	R/R	R-Sr.	6-0	200	McKinney, Texas / McKinney Boyd HS / Grayson CC
10	Matt Goodheart	INF	L/R	Sr.	6-1	185	Magnolia, Ark. / Magnolia HS / San Jacinto CC
11	Cason Tollett	C/1B	R/R	So.	6-1	210	Little Rock, Ark. / Little Rock Christian Academy
12	Casey Opitz	C	S/R	Sr.	5-11	200	Centennial, Colo. / Heritage HS
13	Connor Noland	RHP	R/R	Jr.	6-2	220	Greenwood, Ark. / Greenwood HS
14	Cullen Smith	INF	L/R	R-Sr.	6-0	185	Nashville, Tenn. / Wilson Central HS / East Tenn. State
15	Dylan Leach	C	S/R	Fr.	5-11	195	Carthage, Texas / Carthage HS
16	Zac White	OF	R/R	Fr.	6-0	180	Little Rock, Ark. / Joe T. Robinson HS
17	Brady Slavens	INF	L/R	Jr.	6-3	195	Olathe, Kan. / Olathe NW HS / Wichita St. / Johnson County CC
18	Lael Lockhart	LHP	S/L	Grad.	6-3	220	Friendswood, Texas / Friendswood HS / Houston
19	Charlie Welch	C	R/R	Jr.	6-0	205	St. Petersburg, Fla. / Jefferson HS / St. Johns River State
20	Elijah Trest	RHP	L/R	Jr.	6-3	220	White Oak, Texas / White Oak HS
21	Jacob Burton	RHP	R/R	Jr.	6-0	185	Diana, Texas / New Diana HS
22	Jaxon Wiggins	RHP	R/R	Fr.	6-6	220	Roland, Okla. / Roland HS
25	Christian Franklin	OF	R/R	Jr.	5-11	195	Overland Park, Kan. / Rockhurst HS
26	Ethan Bates	INF	L/R	Fr.	5-11	175	Hot Springs, Ark. / Lakeside HS
27	Blake Adams	RHP	R/R	So.	6-2	215	Springdale, Ark. / Springdale Har-Ber HS
28	Kole Ramage	RHP	R/R	Sr.	6-1	205	Southlake, Texas / Southlake Carroll HS
29	Nate Wohlgemuth	RHP	R/R	Fr.	5-11	210	Owasso, Okla. / Owasso HS
31	Caleb Bolden	RHP	R/R	R-Jr.	6-2	190	Texarkana, Texas / Pleasant Grove HS
32	Zack Morris	LHP	L/L	So.	6-3	220	Cabot, Ark. / Cabot HS
33	Patrick Wicklander	LHP	R/L	Jr.	6-1	205	San Jose, Calif. / Valley Christian HS
34	Nick Griffin	LHP	L/L	Fr.	6-4	185	Monticello, Ark. / Monticello HS
35	Ryan Costeiu	RHP	R/R	Jr.	6-0	200	Clayton, Calif. / De La Salle HS / Sacramento City College
36	Peyton Palette	RHP	R/R	So.	6-1	175	Benton, Ark. / Benton HS
37	Caden Monke	LHP	L/L	Jr.	6-3	170	Mt. Olive, Ill. / Mt. Olive HS
38	Mark Adamiak	RHP	R/R	So.	6-4	225	Shawnee, Kan. / Shawnee Mission Northwest HS
39	Evan Taylor	LHP	L/L	Jr.	6-4	255	Florence, Ala. / Florence HS
40	Corey Spain	LHP	L/L	R-Fr.	5-11	215	Monett, Mo. / Monett HS
41	Will McEntire	RHP	L/R	So.	6-4	235	Bryant, Ark. / Bryant HS
43	Miller Pleimann	RHP	R/R	R-So.	6-4	200	Fayetteville, Ark. / Fayetteville HS / Wichita State
45	Kevin Kopps	RHP	R/R	R-Sr.	6-0	200	Sugar Land, Texas / George Ranch HS
46	Tyler Cacciatori	RHP	R/R	Fr.	6-6	235	Sheridan, Ark. / Sheridan HS
48	Heston Tole	RHP	R/R	Fr.	6-6	210	Wichita Falls, Texas / IMG Academy
50	Matthew Magre	LHP	L/L	Fr.	6-1	205	Fayetteville, Ark. / Fayetteville HS
52	Louis Stallone	RHP	R/R	Fr.	6-9	235	Kings Park, N.Y. / St. Anthony's HS
55	Gabriel Starks	RHP	R/R	Fr.	6-1	215	Pine Bluff, Ark. / Watson Chapel HS
57	Nathan Rintz	RHP	R/R	R-Fr.	6-2	190	Schaumburg, Ill. / Schaumburg HS
58	Evan Gray	RHP	R/R	R-Fr.	6-4	200	Swansea, Ill. / Belleville East HS
59	Issac Bracken	RHP	R/R	Grad.	6-0	195	Berthoud, Colo. / Berthoud HS / Northern Colorado
88	Zebulon Vermillion	RHP	L/R	Sr.	6-4	230	Prairie Village, Kan. / Shawnee Mission East HS

Coaches and Support Staff

Head Coach:	2 Dave Van Horn, 19th season (Arkansas, 1988)
Assistant Coach:	30 Nate Thompson, 4th season (Dallas Baptist, 2006)
Assistant Coach:	47 Matt Hobbs, 3rd season (Missouri, 2002)
Volunteer Assistant Coach:	6 Bobby Wernes, 1st season (Arkansas, 2018)
Student Assistants:	51 DJ Baxendale, 2nd season; 44 Marshall Denton, 1st season
Director of Operations:	Clay Goodwin, 14th season (Arkansas, 2005)
Athletic Trainer:	Corey Wood (East Carolina, 2008)
Strength & Conditioning	Blaine Kinsley (Lenoir-Rhyne, 2010)
Director of Video and Scouting	Zach Barr (Arkansas, 2017)
Graduate Managers:	Ben Breazeale, Phil Cebuhar, Daniel DeMondesert, Shane Opitz
Student Managers:	Josh Langham, John McElroy, Matthew Schluterman, Mason Schultz
Sports Information Director:	Oliver Grigg (Tulane, 2017)
Academics Director:	Brock Randels (NW Oklahoma State, 2019)
Sports Nutritionist:	Lauren Lyons (Saint Louis University, 2017)
Sport Administrator:	Kevin Trainor (Arkansas, 1994)

Pronunciation Guide

Mark Adamiak	uh-DOM-ee-ack
Tyler Cacciatori	catch-a-toree
Ryan Costeiu	COST-you
Miller Pleimann	PLY-men
Lael Lockhart	LYLE
Matthew Magre	MAH-gray
Caden Monke	Monk
Jacob Nesbit	NEZ-bit
Peyton Palette	PAH-let
Casey Opitz	oh-pitts
Kole Ramage	RAM-midge
Nathan Rintz	rinse
Brady Slavens	SLAY-vins
Cason Tollett	TUH-let
Nate Wohlgemuth	wole-guh-muth



PROJECTED LINEUP

12 CASEY OPITZ **C** **S/R** **SR** **.279/.370/.407**

Five multi-hit games and three multi-RBI efforts ... One homer and 10 runs batted in on the year ... 3-for-3 in stolen base attempts ... Accounted for a team-high three runs and drew a team-best three walks vs. #3 Texas Tech (2/20) ... Picked up three hits, including a home run, against Alabama (3/20) ... Preseason All-SEC First Team ... No. 6 catcher in D1Baseball's preseason position power rankings.

17 BRADY SLAVENS **1B** **L/R** **JR** **.304/.357/.563**

Tied for second on team in home runs (7) with Cayden Wallace ... Squad-leading 31 RBI on the year ... 10 multi-hit games this season ... Launched his first dinger as a Hog against #9 Texas (2/21), hitting a three-run shot and driving in four total runs in the win ... Knocked in a career-high five runs on two hits, including a three-run homer, against Little Rock (4/7) ... Attended Johnson County CC before arriving at Arkansas ... National Player of the Year by JUCO Baseball Blog.

1 ROBERT MOORE **2B** **S/R** **SO** **.297/.381/.525**

Leads team in stolen bases (6) this season ... 10 multi-hit games, including three three-hit efforts and one four-hit performance, on the year ... Hit for the cycle against Central Arkansas (3/30), becoming the first Razorback to do so since 1994 ... Preseason Third Team All-American by D1Baseball ... Preseason All-SEC First Team ... No. 3 second baseman in D1Baseball's preseason position power rankings.

14 CULLEN SMITH **3B** **R/R** **R-SR** **.235/.394/.368**

Two multi-hit and two multi-RBI games on the year ... Picked up his first hit as a Razorback in the season opener vs. #3 Texas Tech (2/20), also collecting his first RBI of the year in the Hogs' 13-9 win ... Three-time All-SoCon honoree at East Tennessee State before transferring to Arkansas.

4 JALEN BATTLES **SS** **R/R** **JR** **.267/.358/.400**

Fourth on the team in RBI with 22 ... Made his Hog debut in the opener vs. #3 Texas Tech (2/20), collecting a team-high three RBI on three hits, including a double ... Walk-off infield single in the extra-inning win against SEMO (3/5) ... Hammered two homers and drove in a career-best four runs against Central Arkansas (3/30) ... No. 16 shortstop in D1Baseball's preseason position power rankings.

8 BRAYDON WEBB **LF** **R/R** **R-SR** **.138/.359/.328**

Second on the team in stolen bases (5) this season ... Tied for third-most walks on the squad with 15 ... Three homers and six RBI on the year ... Drove in two and stole a base in the season opener against #3 Texas Tech (2/20) ... Doubled and scored two runs against #22 Alabama (3/20) ... Two homers in SEC play this year, including dingers at #2 Mississippi State (3/27) and against Auburn (4/1).

25 CHRISTIAN FRANKLIN **CF** **R/R** **JR** **.297/.422/.604**

Nine multi-hit games ... Seven multi-RBI efforts ... Leads team in homers (8) ... Consensus preseason All-American with first-team recognition from four of the five major national college baseball publications - Baseball America, D1Baseball, NCBWA and Perfect Game ... Preseason All-SEC First Team ... No. 2 outfielder in D1Baseball's preseason position power rankings.

7 CAYDEN WALLACE **RF** **R/R** **FR** **.300/.391/.545**

Tied for second on the team in homers (7) with Brady Slavens ... Eight multi-hit efforts on the year, including four three-hit games ... Four multi-RBI efforts ... Drove in a career-best three runs against Memphis (3/23) ... Swatted his first collegiate home run against SEMO (2/26), driving in two runs in the win ... Launched two homers in the three-game road series at Louisiana Tech (3/12-14).

10 MATT GOODHEART **DH** **L/R** **SR** **.302/.417/.523**

Tied for second on the team in homers (6) with Robert Moore ... Has reached base safely in 22 out of 23 games played in this season ... Five multi-hit performances and five multi-RBI efforts this year ... Homered in four consecutive ballgames (3/24-28), including in all three contests on the road at #2 Mississippi State ... Missed the Hogs' season-opening weekend at the State Farm College Baseball Showdown due to a non-COVID-related health reason ... Preseason All-SEC First Team.

THE BENCH

3 ZACK GREGORY **INF/OF** **L/R** **R-SO**

Slashing .293/.508/.537 with two home runs and 11 RBI in 41 at-bats in 2021 ... Started six games, playing in 10 overall as a redshirt freshman during the pandemic-shortened 2020 campaign Made two starts in LF, one in RF and three at first base ... Hit leadoff three times in 2020 ... Recorded three hits, two RBIs, five walks, a run scored and a stolen base.

5 JACOB NESBIT **INF** **R/R** **R-JR**

Slashing .237/.383/.395 with two home runs and 10 RBI in 38 at-bats in 2021 ... Started at third base in all three contests at the State Farm College Baseball Showdown ... Drew a walk in each game ... Jacked his first home run of the season against Murray State (3/7), launching a three-run shot in the win ... Came off the bench and singled against #22 Alabama (3/19).

11 CASON TOLLETT **C/1B** **R/R** **SO**

Appeared in one game as a pinch hitter in 2020, coming in to hit in the eighth inning against Eastern Illinois (2/15) ... Spent the rest of season recovering from an injury.

15 DYLAN LEACH **C** **S/R** **FR**

One home run and four RBI in 23 at-bats this season ... Made his Hog debut against SEMO (2/26), picking up his first collegiate hit in the win ... Hit his first collegiate homer against Central Arkansas (3/30) ... Top-500 overall prospect nationally by Perfect Game ... Ranked as the No. 5 catcher in the state of Texas and the No. 36 catcher in the country ... 2020 Perfect Game Preseason Underclass All-American (Texas All-Region First Team).

16 ZAC WHITE **INF/OF** **R/R** **FR**

Made his Razorback debut against SEMO (2/27) and collected his first collegiate hit ... Native of Little Rock, Ark. ... Batted .506 for Joe T. Robinson HS as a junior with four triples, 11 doubles, four home runs, 33 RBI and a .571 on-base percentage ... Brother (John David) plays football for Arkansas ... Father (David) was a golfer for Razorbacks.

19 CHARLIE WELCH **C** **R/R** **JR**

Hitting .381 (8-for-21) with three homers and seven RBI on the year ... Made his Razorback debut against SEMO (2/26), smashing a two-run homer ... Made first SEC start in second game of doubleheader at Ole Miss (4/10), scoring a run on two walks ... Before Arkansas, hit .280 with four homers, 17 RBI and 20 runs scored in 26 games during the pandemic-shortened 2020 season at St. Johns River State College.

26 ETHAN BATES **INF** **L/R** **FR**

Made his Razorback debut against SEMO (2/27) ... Collected his first collegiate hit and RBI against SEMO (2/28) ... Native of Hot Springs, Ark. ... No. 15 prospect in state of Arkansas, according to Perfect Game ... Named the 2019 Sentinel Record All-Garland County Baseball Player of the Year.

PROJECTED STARTERS

SATURDAY  **LHP 33 PATRICK WICKLANDER JR 1-1, 2.76 ERA, 12 BB, 32 K**

Last Start: April 10 at Ole Miss (DH-1), 4.0 IP, 6 H, 3 R, 3 ER, 3 B, 7 K

Seven appearances, including three starts, on the year ... Pitched four scoreless innings out of the bullpen in his season debut against SEMO (2/25), striking out three ... Made his first start of the season against Oklahoma (3/16), tallying a strikeout in 1.2 frames ... Struck out six in 5.1 innings of work in relief against #22 Alabama (3/19) ... Started the series opener on the road at #2 Mississippi State (3/26), striking out three in five innings while allowing only one run in Arkansas' win ... Struck out a season-high eight in six innings of one-run ball against Auburn (4/1) ... Entered the 2020 season rated as the No. 64 starting pitcher in D1 Baseball's preseason position power rankings.

SATURDAY  **RHP 36 PEYTON PALLETTE SO 1-2, 4.83 ERA, 13 BB, 44 K**

Last Start: April 10 at Ole Miss (DH-2), 4.0 IP, 9 H, 7 R, 7 ER, 1 BB, 5 K

Made his first career start against #9 Texas (2/21) at the State Farm College Baseball Showdown at Globe Life Field in Arlington, Texas, striking out eight Longhorns in 4.1 scoreless innings ... In his second start, struck out eight and earned the win in five scoreless innings against SEMO (2/26) ... Struck out a season-high 10 in four innings against Murray State (3/5) ... Pitched out of the pen at #2 Mississippi State (3/26) and against Auburn (4/2), totaling seven strikeouts in 8.1 combined innings ... Has thrown the fifth-hardest pitch (96 mph) in all of college baseball this the season, according to D1Baseball ... Entered the 2021 campaign as the No. 126 starting pitcher in D1 Baseball's preseason position power rankings.

SUNDAY  **LHP 18 LAEL LOCKHART GRAD 1-1, 3.41 ERA, 13 BB, 34 K**

Last Start: April 3 vs. Auburn, 5.2 IP, 2 H, 4 R, 4 ER, 3 BB, 1 K

Made his first start as a Razorback against #10 TCU (2/22) at the State Farm College Baseball Showdown, striking out eight over 4.1 innings of work ... Allowed only one run on two hits and two walks in Arkansas' 4-1 win ... Second start of the year came against SEMO (2/28), striking out five Redhawks in 3.2 innings of work ... Earned his first win of the year against Murray State (3/7), striking out six in five scoreless innings ... Three strikeouts in five innings of work on the road at Louisiana Tech (3/14) ... Matched his career high in strikeouts, punching out nine against #22 Alabama (3/21) ... Graduate transfer from Houston, where he was the Cougars' Friday night starter and posted a 1-2 record with a 4.58 ERA in four starts during the pandemic-shortened season.

PITCHER BREAKDOWN

	W-L-S	ERA	IP	H	R	ER	BB	SO
Starters	7-4	4.09	121.0	102	61	55	60	125
Relievers	18-1-12	4.01	146.0	126	69	65	58	171


THE HOG PEN

Pitcher	Last App.	IP	H	R	ER	BB	SO	HR	RI/S	---- Season Totals ----		
										RI/S	SV	Ret./1BF (BB)
Blake Adams	3/24 (MEM)	0.1	1	1	1	2	1	0	0/0	4/3	0	3/4 (1)
Caleb Bolden	3/30 (UCA)	0.2	0	4	4	2	0	0	0/0	2/0	1	4/4 (0)
Ryan Costeiu	4/10 (OM)	0.1	0	0	0	0	1	0	2/0	12/4	0	8/12 (1)
Evan Gray	4/7 (LRU)	1.0	2	2	2	1	0	0	0/0	2/1	0	3/6 (1)
Kevin Kopps	4/10 (OM)	3.0	5	0	0	1	4	0	0/0	14/4	4	9/13 (0)
Matthew Magre	2/26 (SEMO)	1.0	0	0	0	1	1	0	0/0	0/0	0	0/1 (1)
Caden Monke	4/6 (LRU)	2.0	0	0	0	1	3	0	0/0	11/4	0	6/11 (1)
Zack Morris	4/10 (OM)	1.0	2	0	0	0	2	0	2/2	7/4	0	5/10 (0)
Connor Noland	3/5 (MSU)	0.1	2	3	3	1	0	1	2/0	2/0	0	2/2 (0)
Peyton Palette	4/2 (AU)	4.1	2	1	1	1	5	0	2/0	2/0	1	3/3 (0)
Kole Ramage	4/10 (OM)	2.0	6	6	5	0	1	0	0/0	2/0	1	2/6 (2)
Gabriel Starks	4/7 (LRU)	1.0	1	0	0	0	1	0	0/0	0/0	0	2/3 (0)
Evan Taylor	3/30 (UCA)	1.0	1	0	0	0	1	0	0/0	2/0	0	3/4 (0)
Heston Tole	4/7 (LRU)	1.0	0	0	0	0	1	0	0/0	0/0	0	1/1 (0)
Elijah Trest	4/10 (OM)	1.0	1	0	0	0	1	0	1/0	9/8	0	4/8 (1)
Zebulon Vermillion	4/10 (OM)	1.2	3	0	0	0	4	0	0/0	1/0	1	2/2 (0)
Patrick Wicklander	3/19 (UA)	5.1	3	1	1	0	6	0	1/0	4/2	0	1/4 (0)
Jaxon Wiggins	4/3 (AU)	1.0	0	0	0	1	0	0	0/0	0/0	4	5/9 (2)
Nate Wohlgemuth	3/7 (MSU)	0.0	0	0	0	2	0	0	0/0	0/0	0	0/2 (2)
TEAM TOTALS										74/30	12	62/105 (12)

Bullpen Notes: Three Hog pitchers have earned four-inning saves this year, including Caleb Bolden against #9 Texas (2/21), Peyton Palette at #2 Mississippi State (3/26) and Kevin Kopps at #2 Mississippi State (3/27) ... Kole Ramage carded a three-inning save against Memphis (3/24) as did Kopps in the second game of the doubleheader at Ole Miss (4/10).



Patrick Wicklander has struck out 13 in 12.2 frames out of the bullpen during the 2021 campaign. The lefty racked up six strikeouts in 5.1 innings of relief against #22 Alabama (3/19).



Kevin Kopps leads the Hog bullpen in strikeouts with 44 in 25.0 innings of work. Opponents are hitting .191 off the right-hander through his first 14 appearances this season.



Jaxon Wiggins has four saves out of the bullpen, striking out 14 along the way. The freshman has thrown the third-hardest pitch (98 mph) recorded in college baseball this year.



||| SEASON BESTS

TEAM GAME HIGHS

Team Batting

At bats:	44	vs. Central Arkansas (March 30)
Runs scored:	21	vs. Central Arkansas (March 30)
Hits:	20	vs. Central Arkansas (March 30)
RBI:	21	vs. Central Arkansas (March 30)
Doubles:	6	vs. Central Arkansas (March 30)
Triples:	2	vs. Central Arkansas (March 30)
Home runs:	5	vs. Central Arkansas (March 30)
Total bases:	43	vs. Central Arkansas (March 30)
Walks:	11	vs. #3 Texas Tech (Feb. 20 in Arlington, Texas)
Strikeouts:	16	at #2 Mississippi State (March 27)
Sac hits:	1	vs. #10 TCU (Feb. 22 in Arlington, Texas)
		at Louisiana Tech (March 12)
		vs. Little Rock (April 6)
Sac flies:	3	vs. Murray State (March 7)
Stolen bases:	4	vs. SEMO (Feb. 27)
		at Louisiana Tech (March 13)
Hit by pitch:	3	(4 times)
Caught stealing:	2	vs. Murray State (March 6)
Runners LOB:	14	vs. Memphis (March 24)
Hit into DP:	4	vs. Auburn (April 3)

Fielding

Putouts:	30	vs. SEMO (Feb. 25)
		at Louisiana Tech (March 12)
		vs. Auburn (April 3)
Assists:	15	vs. SEMO (Feb. 25)
Errors:	3	vs. Auburn (April 1)
Passed balls:	1	vs. SEMO (Feb. 26)
		vs. #22 Alabama (March 19)
DPs turned:	2	(6 times)

Pitching

Innings pitched:	10.0	vs. SEMO (Feb. 25)
		at Louisiana Tech (March 12)
		vs. Auburn (April 3)
Runs allowed:	16	vs. #22 Alabama (March 19)
Earned runs:	15	vs. #22 Alabama (March 19)
Walks allowed:	8	vs. Oklahoma (March 16)
Strikeouts:	18	vs. #10 TCU (Feb. 22 in Arlington, Texas)
		vs. Murray State (March 5)
Hits allowed:	15	vs. #22 Alabama (March 19)
Doubles allowed:	3	(4 times)
Triples allowed:	1	(4 times)
Homers allowed:	4	vs. #22 Alabama (March 19)
Wild pitches:	4	vs. Oklahoma (March 16)
Hit batters:	3	vs. #3 Texas Tech (Feb. 20 in Arlington, Texas)
		vs. #9 Texas (Feb. 21 in Arlington, Texas)

INDIVIDUAL GAME HIGHS

Individual Batting

At-bats:	6	(4 times)
Runs scored:	4	Robert Moore vs. Central Arkansas (March 30)
Hits:	4	Christian Franklin vs. SEMO (Feb. 27)
		Matt Goodheart vs. Memphis (March 24)
		Robert Moore vs. Central Arkansas (March 30)
RBI:	6	Robert Moore vs. Central Arkansas (March 30)
Doubles:	2	Jalen Battles vs. SEMO (Feb. 27)
		Brady Slavens at Louisiana Tech (March 13)
		Christian Franklin vs. Little Rock (April 6)
Triples:	1	(8 times)
Home runs:	2	Robert Moore vs. Murray State (March 5)
		Christian Franklin at #2 Mississippi State (March 26)
		Jalen Battles vs. Central Arkansas (March 30)
Total bases:	10	Robert Moore vs. Central Arkansas (March 30)
Walks:	4	Braydon Webb vs. Memphis (March 23)
Strikeouts:	4	(4 times)
Sac hits:	1	Zack Gregory vs. #10 TCU (Feb. 22 in Arlington, Texas)
		Brady Slavens at Louisiana Tech (March 12)
		Zack Gregory vs. Little Rock (April 1)
Sac flies:	1	(17 times)
Stolen bases:	2	Robert Moore vs. Texas Tech (Feb. 20 in Arlington, Texas)
		Christian Franklin vs. SEMO (Feb. 27)
		Christian Franklin at Louisiana Tech (March 13)
Hit by pitch:	2	Zack Gregory vs. SEMO (Feb. 25)
		Braydon Webb vs. SEMO (Feb. 26)
Caught stealing:	1	(5 times)
Runners LOB:	5	Matt Goodheart at Louisiana Tech (March 12)

Fielding

Putouts:	18	Casey Opitz vs. #10 TCU (Feb. 22)
Assists:	6	Jalen Battles vs. Auburn (April 3)
Errors:	2	Cullen Smith vs. Auburn (April 1)
Passed balls:	1	Dylan Leach vs. SEMO (Feb. 26)
		Dylan Leach vs. #22 Alabama (March 19)

Pitching

Innings pitched:	8.0	Zebulon Vermillion at Louisiana Tech (March 13)
		Zebulon Vermillion vs. #22 Alabama (March 20)
Runs allowed:	7	Peyton Pallette at #3 Ole Miss (April 10)
Earned runs:	7	Peyton Pallette at #3 Ole Miss (April 10)
Walks allowed:	4	Zebulon Vermillion vs. SEMO (Feb. 26)
		Patrick Wicklander at #2 Mississippi State (March 26)
Strikeouts:	10	Peyton Pallette vs. Murray State (March 5)
Hits allowed:	9	Peyton Pallette at #3 Ole Miss (April 10)
Doubles allowed:	3	Caleb Bolden vs. Murray State (March 6)
		Zebulon Vermillion at #2 Mississippi State (March 27)
Triples allowed:	1	(4 times)
Homers allowed:	2	Evan Taylor vs. #22 Alabama (March 19)
		Ryan Costeiu at #2 Mississippi State (March 28)
Wild pitches:	3	Evan Gray vs. Oklahoma (March 16)
Hit batters:	2	(4 times)

THE LAST TIME AN ARKANSAS PLAYER...

4 hits in a game.....Robert Moore vs. Central Arkansas, March 30, 2021
 5 hits in a game.....Andy Wilkins at #9 Oklahoma (Norman Regional), May 31, 2009
 6 hits in a game.....Jeremy Jackson vs. Northeastern (Okla.), April 16, 1997

2 hits in an inning.....Casey Opitz vs. Eastern Illinois, Feb. 16, 2019

2 doubles in a game.....Christian Franklin vs. Little Rock, April 6, 2021
 3 doubles in a game.....Trevor Ezell vs. TCU (Fayetteville Regional), June 1, 2019
 4 doubles in a game.....Rodney Nye vs. Louisiana Tech, March 31, 1998
 2 triples in a game.....Jax Biggers vs. Auburn (SEC Tournament), May 25, 2017

Led off a game with a HR.....Braydon Webb vs. Eastern Illinois, Feb. 15, 2020
 2 home runs in a game.....Jalen Battles vs. Central Arkansas, March 30, 2021
 3 home runs in a game.....Chad Spanberger vs. Auburn (SEC Tournament), May 26, 2017
 Grand slam.....Jacob Nesbit vs. Memphis, March 23, 2021
 HR in consecutive at-bats.....Christian Franklin at #2 Mississippi State, March 26, 2021
 HR in 3 straight games.....Matt Goodheart vs. Memphis & #2 Miss. State, March 24-27, 2021
 HR in 4 straight games.....Matt Goodheart vs. Memphis & #2 Miss. State, March 24-28, 2021
 HR in 5 straight games.....Aaron Murphree vs. OSU, So. Dakota St. & Siena, March 2-8, 2008
 HR in 6 straight games.....Aaron Murphree vs. OSU, So. Dakota St. & Siena, March 2-9, 2008
 Pinch-hit home run.....Evan Lee at Mississippi State, April 21, 2018
 Inside-the-park home run.....Casey Martin vs. Kentucky, May 3, 2019
 Back-to-back home runs.....M. Goodheart and C. Wallace at #2 Miss. State, March 26, 2021
 Walk-off home run.....Heston Kjerstad vs. South Alabama, March 8, 2020

Hit for the cycle.....Robert Moore vs. Central Arkansas, March 30, 2021

4 runs in a game.....Robert Moore vs. Central Arkansas, March 30, 2021
 5 runs in a game.....Eric Cole vs South Carolina (NCAA Super), June 11, 2018
 6 runs in a game.....Trevor Ezell vs. Grambling St., April 30, 2019

4 RBI in a game.....Brady Slavens vs. Oklahoma, March 16, 2021
 5 RBI in a game.....Brady Slavens vs. Little Rock, April 7, 2021
 6 RBI in a game.....Robert Moore vs. Central Arkansas, March 30, 2021
 7 RBI in a game.....Chad Spanberger vs. Auburn (SEC Tournament), May 25, 2017
 8 RBI in a game.....Rodney Nye vs. ORU, April 14, 1999
 9 RBI in a game.....Ryan Lundquist vs. Central Missouri St., March 4, 1997

2 stolen bases in a game.....Christian Franklin at Louisiana Tech, March 13, 2021
 3 stolen bases in a game.....Andrew Benintendi vs Stephen F. Austin, April 15, 2015
 4 stolen bases in a game.....Logan Forsythe vs. Ole Miss, May 19, 2007
 Stole home.....Bobby Wernes vs. Ole Miss, March 28, 2015

2 errors in a game.....Cullen Smith vs. Auburn, April 1, 2021
 3 errors in a game.....Bobby Wernes, at LSU, April 12, 2014
 4 errors in a game.....Chris Shaddy vs. TCU, April 27, 1980

9-inning no-hitter.....Scott Roehl vs. Kansas St., March 20, 2001
 9-inning combined no-hitter.....Nick Schmidt (6.0), Brian McLelland (1.0) & Devin Collis (2.0)
vs. Oklahoma State, February 12, 2006
 7-inning combined no-hitter.....D. Taccolini (2.0), M. Cronin (3.0), & J. Alberius (2)
vs. Auburn (SEC Tournament), May 25, 2017
 1-hitter.....Trevor Stephan (7.0) at Tennessee, May 6, 2017
 1-hitter combined.....P. Wicklander (5.0 IP, 1 H), K. Ramage (1.0 IP), J. Kostyshock (1.0 IP),
K. Kopps (1.0 IP), M. Cronin (1.0 IP) vs. Western Illinois, March 12, 2019
 2-hitter.....Kacey Murphy vs. Florida (SEC Tournament), May 27, 2017
 2-hitter combined.....Z. Vermillion (8.0), Z. Morris (1.0) vs. #22 Alabama, March 20, 2021
 3-hitter.....Ryne Stanek (9.0 IP) at #6 South Carolina, March 23, 2013
 3-hitter combined.....C. Bolden (4.2), R. Costeiu (1.1), E. Trest (1.0), P. Palette (1.0), Z. Morris (1.0)
vs. Memphis, March 23, 2021

Complete game.....Kacey Murphy vs. Florida (SEC Tournament), May 27, 2017
 Complete-game shutout.....Kacey Murphy vs. Florida (SEC Tournament), May 27, 2017
 10-inning or more start.....Dominic Taccolini at #12 Kentucky (10 innings), April 22, 2016
 Had 10 strikeouts.....Peyton Palette vs. Murray State, March 5, 2021
 Had 11 strikeouts.....Connor Noland vs. Eastern Illinois, Feb. 14, 2020
 Had 12 strikeouts.....Trevor Stephan vs. Oral Roberts (NCAA Regional), June 2, 2017
 Had 13 strikeouts.....Isaiah Campbell vs. Stony Brook, March 1, 2019
 Had 14 strikeouts.....David Walling vs. South Carolina, May 16, 1999
 Had 15 strikeouts.....Nick Schmidt vs. Auburn, May 18, 2006
 Had 16 strikeouts.....David Walling vs. Eastern Illinois, Feb. 20, 1998
 Had 17 strikeouts.....Jess Todd vs. South Carolina (SEC Tournament), May 24, 2007

THE LAST TIME AN ARKANSAS TEAM...

Scored 10 runs.....vs. Eastern Illinois, Feb. 15, 2020
 Scored 11 runs.....at #2 Mississippi State, March 27, 2021
 Scored 12 runs.....vs. Eastern Illinois, Feb. 16, 2020
 Scored 13 runs.....vs. #3 Texas Tech, Feb. 20, 2021
 Scored 14 runs.....vs. Memphis, March 23, 2021
 Scored 15 runs.....vs. South Alabama, March 7, 2020
 Scored 16 runs.....vs. Ark.- Pine Bluff, April 16, 2019
 Scored 17 runs.....vs. Grambling St., April 30, 2019
 Scored 18 runs.....vs. Dayton, Feb. 28, 2018
 Scored 19 runs.....vs. Northwestern State, April 23, 2019
 Scored 20 runs.....vs. Mississippi Valley State, Feb. 24, 2016
 Scored 21 runs.....vs. Central Arkansas, March 30, 2021
 Scored 22 runs.....vs. Louisiana Tech, Feb. 14, 2004
 Scored 23 runs.....Never
 Scored 24 runs.....Missouri Southern, Feb. 11, 1998
 Scored 25 runs.....Missouri Southern, Feb. 4, 2001
 Scored 26 runs.....vs. Iowa (in Arlington, Texas), Feb. 14, 1997
 Scored 27 runs.....Never
 Scored 28 runs.....vs. Wisconsin-Milwaukee (2), Feb. 18, 2007
 Scored 29 runs.....Morningside, April 6, 1968
 Scored 30 runs.....at South Carolina, March 30, 1997
 Scored 31-32 runs.....32 vs. Bucknell, Feb. 17, 2018
 Scored 33 + runs.....33 vs. Southwest Baptist, March 21, 1984

Had 13 hits.....at #2 Mississippi State, March 27, 2021
 Had 14 hits.....vs. Gonzaga, Feb. 23, 2020
 Had 15 hits.....vs. SEMO, Feb. 27, 2021
 Had 16 hits.....vs. #18 Tennessee, April 26, 2019
 Had 17 hits.....vs. #13 Auburn, April 7, 2018
 Had 18 hits.....vs. South Alabama, March 7, 2020
 Had 19 hits.....vs. Central Arkansas, March 30, 2021
 Had 20 hits.....vs. Dayton, Feb. 28, 2018
 Had 21 hits.....Kentucky, April 28, 2001
 Had 22 hits.....at #6 Vanderbilt, April 14, 2019
 Had 23 hits.....Centenary, March 31, 1999
 Had 24 hits.....Georgia, March 17, 2001
 Had 25 hits.....at Centenary, March 23, 2005
 Had 26-29 hits.....28 at South Carolina, March 30, 1997
 Had 30 hits.....vs. Saint Louis, April 7, 2010
 Had 31+ hits.....32 vs. Southwest Baptist, March 21, 1984

Hit four home runs in a game.....4 - Braydon Webb, Christian Franklin
Cullen Smith, Matt Goodheart
at #2 Mississippi State, March 27, 2021
 Hit five home runs in a game.....5 - Charlie Welch, Jalen Battles (2)
Dylan Leach, Robert Moore
vs. Central Arkansas, March 30, 2021
 Hit six or more home runs in a game.....6 - Jared Gates, Luke Bonfield, Carson Shaddy
Dominic Fletcher, Grant Koch, Casey Martin
vs. Bucknell, Feb. 17, 2018

3 errors in a game.....vs. Auburn, April 1, 2021
 4 errors in a game.....vs. Texas, Feb. 20, 2020
 5 errors in a game.....vs. South Carolina (SEC Tournament), May 23, 2018
 6 errors in a game.....vs. Eastern Illinois, March 5, 2016
 7 errors in a game.....vs. LA Tech, March 20, 2001

Was shutout.....at Louisiana Tech, March 14, 2021
 Was shutout in back-to-back games.....vs. LSU, April 23-24, 2005 (7-0, 6-0)
 Held to 1 hit.....vs. Missouri State, May 17, 2016
 Held to 2 hits.....at Louisiana Tech, March 14, 2021
 Held to 3 hits.....vs. LSU, May 26, 2018
 Did not strikeout.....vs. Eastern Illinois, Feb. 16, 2019

Swept an SEC home series (three games).....vs. #18 Tennessee, April 26-28, 2019
 Swept an SEC road series (three games).....at #2 Mississippi State, March 26-28, 2021
 Was swept in an SEC home series.....vs. Alabama, May 13-15, 2016
 Was swept in an SEC road series.....at Mississippi State, April 20-21, 2018
 Swept a non-conference home series.....vs. Little Rock, April 5-7, 2021
 Swept a non-conference road series.....at McNeese State, March 23-24, 2010
 Was swept in a non-conference home series.....Gonzaga, March 10-11, 2015
 Was swept in a non-conference road series.....at Nebraska, April 16, 2013
 Won a conference home series.....vs. Auburn, April 1-3, 2021
 Won a conference road series.....at #2 Mississippi State, March 26-28, 2021
 Won a non-conference home series.....vs. Little Rock, April 5-7, 2021
 Won a non-conference road series.....at Louisiana Tech, March 12-14, 2021
 Lost a non-conference home series.....vs. South Alabama, Feb. 28-March 1, 2014
 Lost a non-conference road series.....at Nebraska, April 16, 2013
 Back-to-back shutouts.....UK (1-0) April 22 and UK (2-0) April 22-23, 2016
 Most consecutive shutouts.....4 vs. Wisconsin (March 15-16, 1980)
 Shut out an opponent at home.....vs. Murray State (6-0), March 7, 2021
 Shut out an opponent on the road.....at #15 Auburn (8-0), April 6, 2019
 Shut out an SEC opponent at home.....vs. Missouri (2-0), March 15, 2019
 Shut out an SEC opponent on the road.....at #15 Auburn (8-0), April 6, 2019



RECORD RUNDOWN

Overall	25-5
vs. top-5 teams	5-1
vs. top-10 teams	2-0
vs. top-25 teams	2-1
vs. unranked teams	16-3
At home	16-3
On the road	6-2
At neutral sites	3-0
In day games	15-3
In night games	10-2
In extra innings	3-0
vs. teams over .500	15-4
vs. teams .500 or worse	9-1
vs. right-handed starter	14-3
vs. left-handed starter	11-2
When starter receives decision	7-4
When reliever receives decision	18-1
When starter goes 5+ innings	6-2
When starter goes less than 5 innings	19-3
When scoring first	14-1
When opponent scores first	11-4
When leading after 6 innings	16-0
When trailing after 6 innings	7-5
When tied after 6 innings	1-0
When leading after 7 innings	18-0
When trailing after 7 innings	6-5
When tied after 7 innings	0-0
When leading after 8 innings	20-0
When trailing after 8 innings	3-5
When tied after 8 innings	1-0
In one-run games	4-1
In two-run games	3-1
In five-run or more games	13-2
Series W-L-T	7-0-0
Series sweeps/times swept	5/0
When scoring 10+ runs	7-0
Shutouts/times shut out	2/1
When opponent scores 5 runs or less	20-2
When opponent scores 6 runs or more	5-3
When collecting 0-3 hits	0-1
When collecting 4-6 hits	4-2
When collecting 7-9 hits	10-1
When collecting 10-12 hits	6-1
When collecting 13+ hits	5-0
When out-hitting opponent	17-0
When out-hit by opponent	5-5
When hits are equal	3-0
When hitting a home run	20-4
When opponent hits a home run	13-4
When errorless	15-0
When committing one error	6-1
When committing 2 errors	4-1
When committing 3+ errors	0-1
When opponent is errorless	8-1
vs. SEC	8-3
vs. SEC East	0-0
vs. SEC West	8-3
vs. non-conference	17-2
Game 1 of weekend series	6-2
Game 2 of weekend series	7-1
Game 3 of weekend series	7-1
Game 4 of weekend series	1-0
In February	7-0
In March	13-3
In April	5-2
In May	0-0
In June	0-0

MULTIPLE-HIT GAMES

Name	2	3	4	5+	Total
Brady Slavens	8	2	-	-	10
Christian Franklin	7	2	1	-	10
Robert Moore	6	3	1	-	10
Cayden Wallace	4	4	-	-	8
Jalen Battles	5	2	-	-	7
Casey Opitz	4	1	-	-	5
Matt Goodheart	2	2	1	-	5
Jacob Nesbit	2	-	-	-	2
Charlie Welch	2	-	-	-	2
Cullen Smith	2	-	-	-	2
Zack Gregory	1	-	-	-	1
Dylan Leach	1	-	-	-	1
Ethan Bates	1	-	-	-	1
TEAM	45	16	3	-	64

CAREER MULTIPLE-HIT GAMES

Name	2017	2018	2019	2020	2021	Total
Cullen Smith	18	15	18	-	2	53
Christian Franklin	-	-	17	7	10	34
Matt Goodheart	-	-	21	6	5	32
Brady Slavens	-	-	8	-	10	18
Jacob Nesbit	-	-	12	3	2	17
Casey Opitz	-	2	6	4	5	17
Robert Moore	-	-	-	6	10	16
Cayden Wallace	-	-	-	-	8	8
Jalen Battles	-	-	-	-	7	7
Braydon Webb	-	-	-	5	-	5
Zack Gregory	-	-	-	1	1	2
Charlie Welch	-	-	-	-	2	2
Ethan Bates	-	-	-	-	1	1
Dylan Leach	-	-	-	-	1	1

MULTIPLE-RBI GAMES

Name	2	3	4	5+	Total
Brady Slavens	3	2	2	1	8
Christian Franklin	4	2	1	-	7
Jalen Battles	4	1	1	-	6
Robert Moore	4	-	1	1	6
Matt Goodheart	5	-	-	-	5
Cayden Wallace	3	1	-	-	4
Casey Opitz	3	-	-	-	3
Charlie Welch	3	-	-	-	3
Cullen Smith	1	1	-	-	2
Jacob Nesbit	-	1	-	1	2
Dylan Leach	1	-	-	-	1
Ethan Bates	1	-	-	-	1
Braydon Webb	1	-	-	-	1
Zack Gregory	-	1	-	-	1
TEAM	33	9	5	3	50

HITTING STREAKS

Name	Longest	Current
Casey Opitz	11	1
Cayden Wallace	11	2
Robert Moore	9	4
Cullen Smith	7	-
Brady Slavens	7	1
Matt Goodheart	6	2
Christian Franklin	5	2
Zack Gregory	5	1
Braydon Webb	4	1
Jalen Battles	4	4
Jacob Nesbit	4	1
Charlie Welch	4	-
Dylan Leach	3	3
Ethan Bates	2	-
Zac White	1	1

REACHED BASE

Name	Longest	Current
Matt Goodheart	17	5
Cayden Wallace	11	2
Casey Opitz	11	1
Cullen Smith	10	1
Robert Moore	9	6
Zack Gregory	9	9
Braydon Webb	8	1
Brady Slavens	7	6
Jalen Battles	7	6
Christian Franklin	6	6
Dylan Leach	6	6
Jacob Nesbit	4	1
Charlie Welch	4	2
Zac White	3	3
Ethan Bates	2	-

CAREER HOME RUNS

Name	SOLO	2R	3R	GS	Total
Christian Franklin	11	2	3	1	17
Matt Goodheart	5	7	1	-	13
Cullen Smith	8	2	3	-	13
Robert Moore	3	5	-	-	8
Brady Slavens	3	2	3	-	8
Cayden Wallace	5	2	-	-	7
Jacob Nesbit	1	1	2	2	6
Casey Opitz	2	3	-	-	5
Braydon Webb	4	-	-	-	4
Jalen Battles	-	3	-	-	3
Charlie Welch	2	1	-	-	3
Zack Gregory	2	-	-	-	2
Dylan Leach	1	-	-	-	1

HOME RUN BREAKDOWN

Total	51
at Baum-Walker Stadium	36
on The Road	14
Neutral Site	1
vs. RHP	33
vs. LHP	19
w/ 0 Outs	22
w/ 1 Out	11
w/ 2 Outs	17
Solo	29
Two-Run	16
Three-Run	5
Grand Slam	1
Leadoff	14
Back-To-Back	2
Pinch-Hit	0
Walk-Off	0
Before 7th Inning	41
7th Inning and Beyond	10
Opponent Total	25
Last HR Given Up	3R
Longest Stretch Without HR Allowed	4
Current Streak of No HR Allowed	0

COMEBACKS

defined as any win when trailing after an inning

Date / Opponent	Score (Inn.)	Final
Feb. 20 / #3 Texas Tech	8-9 (8)	13-9
Feb. 22 / #10 TCU	0-1 (7)	4-1
Feb. 25 / SEMO	2-5 (8)	6-5 (10)
March 5 / Murray State	5-6 (8)	7-6
March 6 / Murray State	3-4 (3)	11-6
March 12 / LA Tech	4-7 (7)	9-7 (10)
March 24 / Memphis	0-1 (2)	9-4
March 27 / #2 Miss. State	1-4 (4)	W, 11-5
April 2 / Auburn	0-4 (6)	W, 6-5
April 3 / Auburn	4-5 (8)	W, 6-5 (10)
April 10 / #3 Ole Miss	0-3 (5)	W, 7-3

BLOWN LEADS

defined as any loss when leading after an inning

Date/Opponent	Score (Inn.)	Final
March 16 / Oklahoma	2-0 (2)	5-8

HOME RUN CHART III



No.	Player	Gm#	Date	Opponent	Pitcher	On Base	Inning	Outs	Count	Score	Final
1	Brady Slavens (1)	2	Feb. 21	#9 Texas	Dawson Merryman	2	6th	1	1-0	1-0	W, 4-0
2	Christian Franklin (1)	4	Feb. 25	SEMO	Dylan Dodd	0	3rd	2	1-1	0-3	W, 6-5 (10)
3	Brady Slavens (2)	4	Feb. 25	SEMO	Dylan Dodd	0	4th	1	2-1	1-3	W, 6-5 (10)
4	Robert Moore (1)	5	Feb. 26	SEMO	Noah Niznik	1	3rd	2	1-0	0-2	W, 7-3
5	Cayden Wallace (1)	5	Feb. 26	SEMO	Noah Niznik	1	6th	2	1-1	2-2	W, 7-3
6	Charlie Welch (1)	5	Feb. 26	SEMO	Noah Niznik	1	6th	2	2-1	4-2	W, 7-3
7	Christian Franklin (2)*	5	Feb. 26	SEMO	Hunter Ralls	0	8th	0	2-1	6-3	W, 7-3
8	Christian Franklin (3)	6	Feb. 27	SEMO	Bryce Grossius	1	2nd	0	0-0	4-0	W, 9-3
9	Cayden Wallace (2)**	7	Feb. 28	SEMO	Austin Williams	0	2nd	0	0-1	0-0	W, 11-4 (5)
10	Brady Slavens (3)^	7	Feb. 28	SEMO	Austin Williams	0	2nd	0	1-1	1-0	W, 11-4 (5)
11	Matt Goodheart (1)	7	Feb. 28	SEMO	Hunter Ralls	1	4th	0	3-1	6-3	W, 11-4 (5)
12	Robert Moore (2)	8	March 5	Murray State	Jacob Pennington	1	6th	2	0-1	3-6	W, 7-6
13	Robert Moore (3)	8	March 5	Murray State	Alec Whaley	1	8th	0	2-1	5-6	W, 7-6
14	Cullen Smith (1)	9	March 6	Murray State	Sam Gardner	2	2nd	1	1-1	0-4	W, 11-6
15	Zack Gregory (1)	9	March 6	Murray State	Jake Jones	0	6th	2	1-1	6-5	W, 11-6
16	Brady Slavens (4)	9	March 6	Murray State	Cade Vernon	1	8th	2	0-2	9-6	W, 11-6
17	Jacob Nesbit (1)	10	March 7	Murray State	Nathaniel Gorczyca	2	4th	1	0-1	1-0	W, 6-0
18	Matt Goodheart (2)	11	March 12	Louisiana Tech	Jonathan Fincher	1	4th	0	0-0	0-0	W, 9-7 (10)
19	Cayden Wallace (3)	11	March 12	Louisiana Tech	Jonathan Fincher	0	6th	1	1-1	3-4	W, 9-7 (10)
20	Jalen Battles (1)	11	March 12	Louisiana Tech	Cade Gibson	1	10th	0	3-1	7-8	W, 9-7 (10)
21	Cayden Wallace (4)*	12	March 13	Louisiana Tech	Ryan Jennings	0	4th	0	3-2	2-0	W, 8-1
22	Brady Slavens (5)	14	March 16	Oklahoma	Braden Carmichael	1	6th	2	0-0	2-8	L, 8-5
23	Robert Moore (4)*	14	March 16	Oklahoma	Jaret Godman	0	8th	0	0-2	4-8	L, 8-5
24	Christian Franklin (4)	15	March 19	#22 Alabama	Tyler Ras	0	2nd	1	1-0	0-10	L, 16-1
25	Casey Opitz (1)*	16	March 20	#22 Alabama	Dylan Smith	0	3rd	0	1-0	0-0	W, 9-1
26	Brady Slavens (6)	17	March 21	#22 Alabama	Antoine Jean	0	4th	2	2-0	0-0	W, 3-1
27	Braydon Webb (1)*	18	March 23	Memphis	James Muse	0	8th	0	0-0	5-1	W, 14-1
28	Cayden Wallace (5)	18	March 23	Memphis	Brayden Green	1	8th	1	2-2	6-1	W, 14-1
29	Jacob Nesbit (2)	18	March 23	Memphis	Brayden Green	3	8th	1	1-1	8-1	W, 14-1
30	Matt Goodheart (3)	19	March 24	Memphis	Reed Harding	1	6th	0	0-0	4-3	W, 9-4
31	Zack Gregory (2)*	19	March 24	Memphis	Takoda Metoxen	0	8th	0	1-2	8-4	W, 9-4
32	Matt Goodheart (4)^	20	March 26	at #2 Mississippi State	Christian MacLeod	0	1st	1	2-2	0-0	W, 8-2
33	Cayden Wallace (6)^	20	March 26	at #2 Mississippi State	Christian MacLeod	0	1st	1	2-1	1-0	W, 8-2
34	Christian Franklin (5)	20	March 26	at #2 Mississippi State	Christian MacLeod	0	1st	2	0-0	2-0	W, 8-2
35	Christian Franklin (6)*	20	March 26	at #2 Mississippi State	Christian MacLeod	0	4th	0	2-0	3-0	W, 8-2
36	Braydon Webb (2)	21	March 27	at #2 Mississippi State	Will Bednar	0	5th	1	1-0	1-4	W, 11-5
37	Christian Franklin (7)	21	March 27	at #2 Mississippi State	Will Bednar	2	5th	2	2-1	2-4	W, 11-5
38	Cullen Smith (2)*	21	March 27	at #2 Mississippi State	Brandon Smith	0	6th	0	1-2	5-5	W, 11-5
39	Matt Goodheart (5)	21	March 27	at #2 Mississippi State	Brandon Smith	1	6th	2	1-1	6-5	W, 11-5
40	Matt Goodheart (6)*	22	March 28	at #2 Mississippi State	Jackson Fristoe	0	4th	0	0-0	0-0	W, 6-4
41	Charlie Welch (2)*	23	March 30	Central Arkansas	Dillan Janak	0	3rd	0	2-0	3-3	W, 21-8
42	Jalen Battles (2)	23	March 30	Central Arkansas	Dillan Janak	1	3rd	2	3-0	4-3	W, 21-8
43	Dylan Leach (1)*	23	March 30	Central Arkansas	Andrew Shultz	0	4th	0	2-1	6-3	W, 21-8
44	Jalen Battles (3)	23	March 30	Central Arkansas	Brad Verel	1	4th	1	0-1	11-3	W, 21-8
45	Robert Moore (5)*	23	March 30	Central Arkansas	Trent Gregson	0	5th	0	1-2	13-7	W, 21-8
46	Braydon Webb (3)*	24	April 1	Auburn	Cody Greenhill	0	4th	0	1-1	0-2	L, 2-1
47	Cayden Wallace (7)	27	April 6	Little Rock	Sawyer Smallwood	0	1st	2	1-0	0-0	W, 7-2
48	Brady Slavens (8)	28	April 7	Little Rock	Cole Evans	2	1st	0	2-2	0-0	W, 10-3
49	Charlie Welch (3)	28	April 7	Little Rock	Cole Evans	0	1st	2	2-0	3-0	W, 10-3
50	Robert Moore (6)	28	April 7	Little Rock	Luke Wallner	0	4th	2	2-0	4-0	W, 10-3
51	Christian Franklin (8)*	30	April 10	at #3 Ole Miss	Drew McDaniel	0	7th	0	4-2	4-7	L, 13-6

* - indicates leadoff home run

^ - indicates back-to-back home run

! - indicates walk-off home run



||| TEAM PITCHING GAME-BY-GAME

STARTERS GAME-BY-GAME

Opponent	W-L	IP	H	R	ER	BB	K
vs. #3 Texas Tech	--	4.0	3	2	2	2	4
vs. #9 Texas	--	4.1	1	0	0	1	8
vs. #10 TCU	--	4.1	2	1	1	2	8
SEMO	--	0.1	1	3	3	2	0
SEMO	--	3.0	2	2	2	4	1
SEMO	W	5.0	3	0	0	1	8
SEMO	--	3.2	3	3	3	3	5
Murray State	--	4.0	4	2	2	3	10
Murray State	--	1.2	4	4	1	1	3
Murray State	W	5.0	5	0	0	1	6
at LA Tech	--	4.0	2	2	2	2	5
at LA Tech	W	8.0	3	1	1	3	2
at LA Tech	L	5.0	4	2	2	1	3
Oklahoma	--	1.2	1	0	0	3	1
#22 Alabama	L	1.0	2	4	4	3	0
#22 Alabama	W	8.0	1	1	1	2	4
#22 Alabama	--	4.2	2	0	0	2	9
Memphis	--	4.2	1	1	1	3	3
Memphis	--	2.0	0	2	1	3	3
at #2 Miss. State	W	5.0	2	1	1	4	3
at #2 Miss. State	--	3.1	7	4	4	1	3
at #2 Miss. State	--	3.1	5	2	2	1	2
UCA	W	4.0	4	3	2	1	2
Auburn	L	6.0	7	2	1	1	8
Auburn	--	2.2	6	3	3	0	0
Auburn	--	5.2	2	4	4	3	1
Little Rock	--	4.2	5	2	2	1	7
Little Rock	W	4.0	4	0	0	2	4
at #3 Ole Miss	--	4.0	6	3	3	3	7
at #3 Ole Miss	L	4.0	9	7	7	1	5

BULLPEN GAME-BY-GAME

Opponent	W-L	IP	H	R	ER	BB	K
vs. #3 Texas Tech	W	5.0	6	7	7	5	6
vs. #9 Texas	W	4.2	1	0	0	1	7
vs. #10 TCU	W	4.2	2	0	0	2	10
SEMO	W	9.2	8	2	2	1	10
SEMO	W	6.0	3	1	0	2	7
SEMO	--	4.0	3	3	3	4	5
SEMO	W	1.1	1	1	1	2	1
Murray State	W	5.0	2	4	4	4	8
Murray State	W	7.1	7	2	2	3	5
Murray State	--	4.0	1	0	0	4	5
at LA Tech	W	6.0	11	5	5	2	7
at LA Tech	--	1.0	1	0	0	0	1
at LA Tech	--	3.0	1	0	0	0	2
Oklahoma	L	7.1	10	8	7	5	9
#22 Alabama	--	8.0	13	12	11	3	7
#22 Alabama	--	1.0	1	0	0	0	2
#22 Alabama	W	4.1	2	1	1	1	6
Memphis	W	4.1	2	0	0	0	7
Memphis	W	7.0	4	2	2	3	7
at #2 Miss. State	--	3.0	2	1	1	1	2
at #2 Miss. State	W	5.2	3	1	1	1	9
at #2 Miss. State	W	5.2	6	2	2	1	5
UCA	--	5.0	5	5	5	4	4
Auburn	--	3.0	1	0	0	1	8
Auburn	W	6.1	4	2	2	2	8
Auburn	W	4.1	2	1	1	1	2
Little Rock	W	4.1	2	0	0	2	4
Little Rock	--	5.0	4	3	3	2	4
at #3 Ole Miss	W	5.0	8	0	0	1	9
at #3 Ole Miss	--	5.0	9	6	5	0	4

TEAM RECORD PER STARTER

Pitcher (Total Starts)	Record
Lael Lockhart (7)	6-1
Peyton Pallette (6)	4-2
Zebulon Vermillion (6)	6-0
Caleb Bolden (4)	4-0
Patrick Wicklander (4)	2-2
Kole Ramage (2)	2-0
Miller Pleimann (1)	1-0

QUALITY STARTS

Pitcher (Total Starts)	QS	Record
Zebulon Vermillion (6)	2	2-0
Patrick Wicklander (3)	1	0-1

RUN SUPPORT

Pitcher (Total Starts)	Runs	Per Start
Kole Ramage (2)	28	14.0
Caleb Bolden (4)	41	10.3
Miller Pleimann (1)	9	9.0
Zebulon Vermillion (6)	54	9.0
Peyton Pallette (6)	36	6.0
Patrick Wicklander (4)	21	5.3
Lael Lockhart (7)	36	5.1



RECORD: 25-5 • HOME: 16-3 • AWAY: 6-2 • NEUTRAL: 3-0 • SEC: 8-3

Date	Opponent	1	2	3	4	5	6	7	8	9
Feb. 20	vs. #3 Texas Tech	Moore	Franklin	Smith	Webb	Slavens	Opitz	Wallace	Nesbit	Battles
Feb. 21	vs. #9 Texas	Moore	Franklin	Smith	Webb	Slavens	Opitz	Wallace	Nesbit	Battles
Feb. 22	vs. #10 TCU	Moore	Franklin	Smith	Webb	Slavens	Opitz	Wallace	Nesbit	Battles
Feb. 25	SEMO	Moore	Franklin	Smith	Webb	Slavens	Opitz	Wallace	Gregory	Battles
Feb. 26	SEMO	Moore	Franklin	Smith	Wallace	Slavens	Welch	Webb	Battles	Leach
Feb. 27	SEMO	Moore	Franklin	Goodheart	Wallace	Slavens	Smith	Opitz	Battles	Gregory
Feb. 28	SEMO	Moore	Franklin	Goodheart	Wallace	Slavens	Smith	Opitz	Bates	Battles
March 5	Murray State	Moore	Franklin	Goodheart	Wallace	Slavens	Opitz	Smith	Battles	Webb
March 6	Murray State	Moore	Franklin	Goodheart	Wallace	Slavens	Opitz	Smith	Battles	Gregory
March 7	Murray State	Moore	Franklin	Goodheart	Slavens	Smith	Battles	Gregory	Nesbit	Leach
March 12	at Louisiana Tech	Moore	Franklin	Goodheart	Wallace	Slavens	Opitz	Smith	Battles	Webb
March 13	at Louisiana Tech	Moore	Franklin	Goodheart	Wallace	Slavens	Opitz	Smith	Battles	Gregory
March 14	at Louisiana Tech	Moore	Franklin	Goodheart	Wallace	Slavens	Opitz	Smith	Battles	Webb
March 16	Oklahoma	Moore	Franklin	Goodheart	Wallace	Slavens	Opitz	Smith	Battles	Gregory
March 19	#22 Alabama	Moore	Goodheart	Wallace	Slavens	Franklin	Opitz	Smith	Battles	Gregory
March 20	#22 Alabama	Moore	Franklin	Goodheart	Wallace	Slavens	Webb	Opitz	Smith	Battles
March 21	#22 Alabama	Moore	Franklin	Goodheart	Wallace	Slavens	Webb	Opitz	Smith	Battles
March 23	Memphis	Webb	Franklin	Welch	Wallace	Slavens	Leach	Battles	Nesbit	White
March 24	Memphis	Moore	Webb	Goodheart	Wallace	Smith	Bates	Gregory	Nesbit	Leach
March 26	at #2 Mississippi State	Webb	Goodheart	Wallace	Slavens	Franklin	Smith	Opitz	Battles	Moore
March 27	at #2 Mississippi State	Webb	Goodheart	Wallace	Slavens	Franklin	Opitz	Smith	Battles	Moore
March 28	at #2 Mississippi State	Webb	Goodheart	Wallace	Slavens	Franklin	Opitz	Battles	Moore	Nesbit
March 30	Central Arkansas	Moore	Goodheart	Welch	Slavens	Franklin	Bates	Battles	Gregory	Leach
April 1	Auburn	Webb	Goodheart	Wallace	Slavens	Franklin	Opitz	Smith	Battles	Moore
April 2	Auburn	Moore	Goodheart	Franklin	Wallace	Slavens	Opitz	Webb	Battles	Nesbit
April 3	Auburn	Moore	Franklin	Goodheart	Wallace	Slavens	Opitz	Smith	Battles	Gregory
April 6	Little Rock	Moore	Goodheart	Wallace	Slavens	Franklin	Opitz	Gregory	Battles	Nesbit
April 7	Little Rock	Moore	Franklin	Slavens	Wallace	Gregory	Welch	Smith	Battles	Leach
April 10	at #3 Ole Miss	Moore	Goodheart	Wallace	Slavens	Franklin	Opitz	Gregory	Battles	Nesbit
April 10	at #3 Ole Miss	Webb	Franklin	Wallace	Welch	Leach	Opitz	Moore	Battles	Nesbit



||| GAME-BY-GAME DEFENSIVE LINEUP

RECORD: 25-5 • **HOME:** 16-3 • **AWAY:** 6-2 • **NEUTRAL:** 3-0 • **SEC:** 8-3

Date	Opponent	C	1B	2B	3B	SS	LF	CF	RF	DH
Feb. 20	vs. #3 Texas Tech	Opitz	Smith	Moore	Nesbit	Battles	Webb	Franklin	Wallace	Slavens
Feb. 21	vs. #9 Texas	Opitz	Smith	Moore	Nesbit	Battles	Webb	Franklin	Wallace	Slavens
Feb. 22	vs. #10 TCU	Opitz	Smith	Moore	Nesbit	Battles	Webb	Franklin	Wallace	Slavens
Feb. 25	vs. SEMO	Opitz	Slavens	Moore	Smith	Battles	Gregory	Franklin	Wallace	Slavens
Feb. 26	SEMO	Leach	Slavens	Moore	Smith	Battles	Webb	Franklin	Wallace	Welch
Feb. 27	SEMO	Opitz	Slavens	Moore	Smith	Battles	Gregory	Franklin	Wallace	Goodheart
Feb. 28	SEMO	Opitz	Slavens	Moore	Smith	Battles	Bates	Franklin	Wallace	Goodheart
March 5	Murray State	Opitz	Slavens	Moore	Smith	Battles	Webb	Franklin	Wallace	Goodheart
March 6	Murray State	Opitz	Slavens	Moore	Smith	Battles	Gregory	Franklin	Wallace	Goodheart
March 7	Murray State	Leach	Smith	Moore	Nesbit	Battles	Gregory	Franklin	Slavens	Goodheart
March 12	at Louisiana Tech	Opitz	Slavens	Moore	Smith	Battles	Webb	Franklin	Wallace	Goodheart
March 13	at Louisiana Tech	Opitz	Slavens	Moore	Smith	Battles	Gregory	Franklin	Wallace	Goodheart
March 14	at Louisiana Tech	Opitz	Slavens	Moore	Smith	Battles	Webb	Franklin	Wallace	Goodheart
March 16	Oklahoma	Opitz	Slavens	Moore	Smith	Battles	Gregory	Franklin	Wallace	Goodheart
March 19	#22 Alabama	Opitz	Slavens	Moore	Smith	Battles	Gregory	Franklin	Wallace	Goodheart
March 20	#22 Alabama	Opitz	Slavens	Moore	Smith	Battles	Webb	Franklin	Wallace	Goodheart
March 21	#22 Alabama	Opitz	Slavens	Moore	Smith	Battles	Webb	Franklin	Wallace	Goodheart
March 23	Memphis	Leach	Slavens	Nesbit	Wallace	Battles	Webb	Franklin	White	Welch
March 24	Memphis	Leach	Goodheart	Nesbit	Smith	Moore	Gregory	Webb	Bates	Wallace
March 26	at #2 Mississippi State	Opitz	Slavens	Moore	Smith	Battles	Webb	Franklin	Wallace	Goodheart
March 27	at #2 Mississippi State	Opitz	Slavens	Moore	Smith	Battles	Webb	Franklin	Wallace	Goodheart
March 28	at #2 Mississippi State	Opitz	Slavens	Moore	Nesbit	Battles	Webb	Franklin	Wallace	Goodheart
March 30	Central Arkansas	Leach	Goodheart	Moore	Bates	Battles	Gregory	Franklin	Slavens	Welch
April 1	Auburn	Opitz	Slavens	Moore	Smith	Battles	Webb	Franklin	Wallace	Goodheart
April 2	Auburn	Opitz	Slavens	Moore	Nesbit	Battles	Webb	Franklin	Wallace	Goodheart
April 3	Auburn	Opitz	Slavens	Moore	Smith	Battles	Gregory	Franklin	Wallace	Goodheart
April 6	Little Rock	Opitz	Slavens	Moore	Nesbit	Battles	Gregory	Franklin	Wallace	Goodheart
April 7	Little Rock	Leach	Slavens	Moore	Smith	Battles	Gregory	Franklin	Wallace	Welch
April 10	at #3 Ole Miss	Opitz	Slavens	Moore	Nesbit	Battles	Gregory	Franklin	Wallace	Goodheart
April 10	at #3 Ole Miss	Leach	Opitz	Moore	Nesbit	Battles	Webb	Franklin	Wallace	Welch



RECORD: 25-5 • HOME: 16-3 • AWAY: 6-2 • NEUTRAL: 3-0 • SEC: 8-3

Date	Opponent	AB	R	H	RBI	2B	3B	HR	BB	IBB	SB	CS	HBP	SAC	SF	GDP	K	PO	A	E	Avg
Feb. 20	vs. #3 Texas Tech	37	13	11	7	1	0	0	11	0	3	0	1	0	1	0	14	27	9	2	.297
Feb. 21	vs. #9 Texas	30	4	6	4	0	0	1	5	0	0	0	1	0	0	0	9	27	5	0	.254
Feb. 20	vs. #10 TCU	30	4	6	3	1	1	0	4	0	0	1	2	1	0	0	13	27	5	0	.237
Feb. 25	SEMO	37	6	9	1	0	0	2	4	0	0	0	3	0	1	0	13	30	15	0	.239
Feb. 26	SEMO	32	7	9	7	0	1	4	0	0	1	0	3	0	0	0	7	27	12	0	.241
Feb. 27	SEMO	39	9	15	7	4	0	1	6	0	4	0	0	0	0	0	9	27	9	1	.268
Feb. 28	SEMO	25	11	12	9	6	0	3	4	0	2	0	0	0	0	0	3	15	8	0	.291
March 5	Murray State	31	7	8	7	1	1	2	7	0	3	0	1	0	1	0	11	27	5	1	.287
March 6	Murray State	34	11	12	11	2	0	3	7	0	2	2	1	0	0	0	5	27	9	1	.295
March 7	Murray State	24	6	5	6	0	0	1	9	0	0	0	2	0	3	0	9	27	8	0	.288
March 12	at Louisiana Tech	37	9	9	9	2	0	3	6	0	2	1	3	1	0	0	11	30	10	2	.284
March 13	at Louisiana Tech	34	8	12	6	4	0	1	7	0	4	0	2	0	1	0	7	27	9	0	.290
March 14	at Louisiana Tech	29	0	2	0	1	0	0	1	0	1	0	2	0	0	1	10	24	13	0	.274
March 16	Oklahoma	34	5	6	5	0	0	2	1	0	0	0	1	0	0	0	13	27	8	2	.267
March 19	#22 Alabama	33	1	8	1	0	0	1	3	0	0	0	0	0	0	1	10	27	10	1	.265
March 20	#22 Alabama	34	9	12	6	3	0	1	2	0	0	0	0	0	2	0	13	27	9	0	.271
March 21	#22 Alabama	29	3	5	3	0	0	1	6	0	0	0	1	0	0	0	4	27	11	0	.266
March 23	Memphis	36	14	13	14	2	0	3	10	0	1	0	3	0	0	0	5	27	10	0	.272
March 24	Memphis	36	9	14	7	2	0	2	8	0	0	0	2	0	1	0	5	27	12	1	.279
March 26	at #2 Mississippi State	36	8	10	8	0	0	4	5	0	1	0	0	0	1	0	13	27	10	0	.279
March 27	at #2 Mississippi State	40	11	13	9	2	0	4	4	0	0	0	1	0	1	0	16	27	6	1	.281
March 28	at #2 Mississippi State	34	6	7	5	1	1	1	6	0	0	0	0	0	0	0	13	27	14	0	.278
March 30	Central Arkansas	44	21	20	21	4	2	5	8	0	1	0	1	0	1	0	8	27	11	2	.288
April 1	Auburn	29	1	4	1	0	0	1	1	0	0	0	0	0	0	2	5	27	7	3	.282
April 2	Auburn	29	6	7	4	1	1	0	6	0	1	0	1	0	1	1	6	27	7	0	.281
April 3	Auburn	32	6	8	5	1	0	0	12	1	0	0	2	0	1	4	3	30	13	0	.280
April 6	Little Rock	29	7	8	6	3	0	1	5	2	0	0	2	1	1	1	7	27	12	2	.280
April 7	Little Rock	33	10	8	9	0	1	3	7	0	3	0	0	0	0	0	9	27	10	1	.278
April 10	at #3 Ole Miss	34	7	8	6	2	0	0	9	0	1	0	0	0	1	0	11	27	7	0	.277
April 10	at #3 Ole Miss	40	6	12	5	1	0	1	4	0	0	1	1	0	0	0	11	24	8	1	.278
Totals		1001	225	278	197	45	8	51	168	3	30	5	36	3	17	18	273	801	282	21	.278



||| GAME-BY-GAME PITCHING

RECORD: 25-5 • **HOME:** 16-3 • **AWAY:** 6-2 • **NEUTRAL:** 3-0 • **SEC:** 8-3

Date	Opponent	IP	H	R	ER	BB	SO	2B	3B	HR	WP	BK	HBP	DP	IBB	Score	W	L	SV	ERA
Feb. 20	vs. #3 Texas Tech	9.0	9	9	9	7	10	2	0	1	2	1	3	1	0	13-9	1	0	0	9.00
Feb. 21	vs. #9 Texas	9.0	2	0	0	2	15	0	0	0	0	0	3	0	0	4-0	2	0	1	4.50
Feb. 22	vs. #10 TCU	9.0	2	1	1	4	18	0	0	0	0	0	2	1	0	4-1	3	0	1	3.33
Feb. 25	SEMO	10.0	9	5	5	3	10	0	1	0	0	1	1	1	0	6-5	4	0	2	3.65
Feb. 26	SEMO	9.0	5	3	2	6	8	0	0	0	2	0	0	1	0	7-3	5	0	2	3.33
Feb. 27	SEMO	9.0	6	3	3	5	13	0	0	1	1	0	0	1	0	9-3	6	0	2	3.27
Feb. 28	SEMO	5.0	4	4	4	5	6	0	0	1	1	0	0	1	0	11-4	7	0	2	3.60
March 5	Murray State	9.0	8	6	6	7	18	1	0	2	1	0	0	0	0	7-6	8	0	3	3.91
March 6	Murray State	9.0	11	6	3	4	8	3	0	1	2	0	0	1	0	11-6	9	0	4	3.81
March 7	Murray State	9.0	6	0	0	5	11	0	0	0	2	0	0	2	0	6-0	10	0	4	3.41
March 12	at Louisiana Tech	10.0	13	7	7	4	12	3	1	0	2	0	2	1	1	9-7	11	0	5	3.71
March 13	at Louisiana Tech	9.0	4	1	1	3	3	0	0	0	0	0	0	1	0	8-1	12	0	5	3.48
March 14	at Louisiana Tech	8.0	5	2	2	1	5	0	0	0	0	0	1	2	0	0-2	12	1	5	3.39
March 16	Oklahoma	9.0	11	8	7	8	10	1	0	1	4	0	1	0	0	5-8	12	2	5	3.66
March 19	#22 Alabama	9.0	15	16	15	6	7	3	0	4	1	0	1	1	0	1-16	12	3	5	4.43
March 20	#22 Alabama	9.0	2	1	1	2	6	1	0	0	1	0	0	0	0	9-1	13	3	5	4.21
March 21	#22 Alabama	9.0	4	1	1	3	15	1	0	1	2	0	1	0	0	3-1	14	3	6	4.02
March 23	Memphis	9.0	3	1	1	3	10	0	1	0	1	0	1	1	0	14-1	15	3	6	3.85
March 24	Memphis	9.0	4	4	3	6	10	0	0	1	2	0	1	0	0	9-4	16	3	7	3.80
March 26	at #2 Mississippi State	9.0	4	2	2	5	5	0	0	0	0	0	2	1	0	8-2	17	3	8	3.71
March 27	at #2 Mississippi State	9.0	10	5	5	2	12	3	0	2	1	0	1	2	0	11-5	18	3	9	3.77
March 28	at #2 Mississippi State	9.0	13	4	4	2	7	1	0	2	0	0	1	2	0	6-4	19	3	10	3.78
March 30	Central Arkansas	9.0	9	8	7	5	6	1	0	1	1	0	2	0	0	21-8	20	3	10	3.93
April 1	Auburn	9.0	8	2	1	2	16	0	0	1	0	0	0	1	0	1-2	20	4	10	3.80
April 2	Auburn	9.0	10	5	5	2	8	1	0	2	1	0	1	0	0	6-5	21	4	11	3.85
April 3	Auburn	10.0	4	5	5	4	3	0	0	2	1	0	0	1	0	6-5	22	4	11	3.88
April 6	Little Rock	9.0	7	2	2	3	11	2	0	0	1	0	1	2	0	7-2	23	4	11	3.81
April 7	Little Rock	9.0	8	3	3	4	8	0	0	1	1	0	0	1	0	10-3	24	4	11	3.78
April 10	at #3 Ole Miss	9.0	14	3	3	4	16	2	0	0	0	0	1	2	0	7-3	25	4	12	3.75
April 10	at #3 Ole Miss	8.0	18	13	12	1	9	1	1	1	2	0	2	1	0	6-13	25	5	12	4.04
	Totals	267.0	228	130	120	118	296	26	4	25	32	2	28	27	1	225-130	25	5	12	4.04



26 ETHAN BATES

SEASON HIGHS

Category	High	Opponent (Last)	Date
Hits	2	Memphis	3/24/21
Runs	1	2x (Central Arkansas)	3/30/21
Doubles	1	Central Arkansas	3/30/21
Triples	--	--	--
Home Runs	--	--	--
RBI	2	Memphis	3/24/21
Walks	1	SEMO	2/28/21
Stolen Bases	--	--	--

CAREER HIGHS

Category	High	Opponent (Last)	Date
Hits	2	Memphis	3/24/21
Runs	1	2x (Central Arkansas)	3/30/21
Doubles	1	Central Arkansas	3/30/21
Triples	--	--	--
Home Runs	--	--	--
RBI	2	Memphis	3/24/21
Walks	1	SEMO	2/28/21
Stolen Bases	--	--	--



4 JALEN BATTLES

SEASON HIGHS

Category	High	Opponent (Last)	Date
Hits	3	2x (Central Arkansas)	3/30/21
Runs	3	Central Arkansas	3/30/21
Doubles	2	SEMO	2/27/21
Triples	--	--	--
Home Runs	2	Central Arkansas	3/30/21
RBI	4	Central Arkansas	3/30/21
Walks	3	at Louisiana Tech	3/12/21
Stolen Bases	1	5x (at #3 Ole Miss)	4/10/21

CAREER HIGHS (AT ARKANSAS)

Category	High	Opponent (Last)	Date
Hits	3	2x (Central Arkansas)	3/30/21
Runs	3	Central Arkansas	3/30/21
Doubles	2	SEMO	2/27/21
Triples	--	--	--
Home Runs	2	Central Arkansas	3/30/21
RBI	4	Central Arkansas	3/30/21
Walks	3	at Louisiana Tech	3/12/21
Stolen Bases	1	5x (at #3 Ole Miss)	4/10/21



25 CHRISTIAN FRANKLIN

SEASON HIGHS

Category	High	Opponent (Last)	Date
Hits	4	SEMO	2/27/21
Runs	3	Central Arkansas	3/30/21
Doubles	2	Little Rock	4/6/21
Triples	1	vs. #10 TCU	2/22/21
Home Runs	2	at #2 Mississippi State	3/26/21
RBI	4	Murray State	3/6/21
Walks	2	3x (at #3 Ole Miss)	4/10/21
Stolen Bases	2	2x (at Louisiana Tech)	3/13/21

CAREER HIGHS

Category	High	Opponent (Last)	Date
Hits	4	SEMO	2/27/21
Runs	3	2x (Central Arkansas)	3/30/21
Doubles	2	Little Rock	4/6/21
Triples	1	3x (vs. #10 TCU)	2/22/21
Home Runs	2	at #2 Mississippi State	3/26/21
RBI	4	2x (Murray State)	3/6/21
Walks	3	at USC	2/22/19
Stolen Bases	2	3x (at Louisiana Tech)	3/13/21



10 MATT GOODHEART

SEASON HIGHS

Category	High	Opponent (Last)	Date
Hits	4	Memphis	3/24/21
Runs	3	at #3 Ole Miss	4/10/21
Doubles	1	at Louisiana Tech	3/14/21
Triples	--	--	--
Home Runs	1	6x (at #2 Mississippi State)	3/28/21
RBI	2	4x (at #2 Mississippi State)	3/26/21
Walks	2	3x (Auburn)	4/3/21
Stolen Bases	1	2x (Central Arkansas)	3/30/21

CAREER HIGHS (AT ARKANSAS)

Category	High	Opponent (Last)	Date
Hits	4	Memphis	3/24/21
Runs	3	4x (at #3 Ole Miss)	4/10/21
Doubles	2	4x (#14 Ole Miss)	6/9/19
Triples	1	2x (#2 Mississippi State)	4/19/19
Home Runs	1	13x (at #2 Mississippi State)	3/28/21
RBI	4	Oral Roberts	4/9/19
Walks	3	3x (South Alabama)	3/6/20
Stolen Bases	1	6x (Central Arkansas)	3/30/21



3 ZACK GREGORY

SEASON HIGHS

Category	High	Opponent (Last)	Date
Hits	2	Memphis	3/24/21
Runs	2	2x (Central Arkansas)	3/30/21
Doubles	1	2x (Auburn)	4/3/21
Triples	1	Auburn	4/2/21
Home Runs	1	2x (Memphis)	3/24/21
RBI	3	Memphis	3/24/21
Walks	3	Murray State	3/7/21
Stolen Bases	--	--	--

CAREER HIGHS

Category	High	Opponent (Last)	Date
Hits	2	2x (Memphis)	3/24/21
Runs	2	2x (Central Arkansas)	3/30/21
Doubles	1	2x (Auburn)	4/3/21
Triples	1	Auburn	4/2/21
Home Runs	1	2x (Memphis)	3/24/21
RBI	3	Memphis	3/24/21
Walks	3	Murray State	3/7/21
Stolen Bases	--	--	--



1 ROBERT MOORE

SEASON HIGHS

Category	High	Opponent (Last)	Date
Hits	4	Central Arkansas	3/30/21
Runs	4	Central Arkansas	3/30/21
Doubles	1	5x (at #3 Ole Miss)	4/10/21
Triples	1	2x (Little Rock)	4/7/21
Home Runs	2	Murray State	3/5/21
RBI	6	Central Arkansas	3/30/21
Walks	3	Auburn	4/3/21
Stolen Bases	2	vs. #3 Texas Tech	2/20/21

CAREER HIGHS

Category	High	Opponent (Last)	Date
Hits	4	Central Arkansas	3/30/21
Runs	4	Central Arkansas	3/30/21
Doubles	1	7x (at #3 Ole Miss)	4/10/21
Triples	1	2x (Little Rock)	4/7/21
Home Runs	2	Murray State	3/5/21
RBI	6	Central Arkansas	3/30/21
Walks	3	Auburn	4/3/21
Stolen Bases	2	vs. #3 Texas Tech	2/20/21



15 DYLAN LEACH

SEASON HIGHS

Category	High	Opponent (Last)	Date
Hits	2	Central Arkansas	3/30/21
Runs	3	Central Arkansas	3/30/21
Doubles	1	Central Arkansas	3/30/21
Triples	1	Little Rock	4/7/21
Home Runs	1	Central Arkansas	3/30/21
RBI	2	Central Arkansas	3/30/21
Walks	3	Memphis	3/23/21
Stolen Bases	--	--	--

CAREER HIGHS

Category	High	Opponent (Last)	Date
Hits	2	Central Arkansas	3/30/21
Runs	3	Central Arkansas	3/30/21
Doubles	1	Central Arkansas	3/30/21
Triples	1	Little Rock	4/7/21
Home Runs	1	Central Arkansas	3/30/21
RBI	2	Central Arkansas	3/30/21
Walks	3	Memphis	3/23/21
Stolen Bases	--	--	--



5 JACOB NESBIT

SEASON HIGHS

Category	High	Opponent (Last)	Date
Hits	2	2x (Memphis)	3/24/21
Runs	1	2x (Memphis)	3/23/21
Doubles	--	--	--
Triples	--	--	--
Home Runs	1	2x (Memphis)	3/23/21
RBI	5	Memphis	3/23/21
Walks	1	8x (at #3 Ole Miss)	4/10/21
Stolen Bases	--	--	--

CAREER HIGHS

Category	High	Opponent (Last)	Date
Hits	3	3x (Eastern Illinois)	2/15/20
Runs	2	6x (South Alabama)	3/7/20
Doubles	1	15x (Illinois St.)	3/3/20
Triples	--	--	--
Home Runs	1	6x (Memphis)	3/23/21
RBI	6	#18 Tennessee	4/26/19
Walks	2	3x (at Kentucky)	5/5/19
Stolen Bases	1	7x (TCU)	6/2/19

**12 CASEY OPITZ****SEASON HIGHS**

Category	High	Opponent (Last)	Date
Hits	3	#22 Alabama	3/20/21
Runs	3	2x (#22 Alabama)	3/20/21
Doubles	1	6x (at #2 Mississippi State)	3/28/21
Triples	1	Murray State	3/5/21
Home Runs	1	#22 Alabama	3/20/21
RBI	2	3x (#22 Alabama)	3/21/21
Walks	3	vs. #3 Texas Tech	2/20/21
Stolen Bases	1	3x (at Louisiana Tech)	3/14/21

CAREER HIGHS

Category	High	Opponent (Last)	Date
Hits	4	at #6 Vanderbilt	4/14/19
Runs	3	4x (#22 Alabama)	3/20/21
Doubles	2	vs. Texas	2/29/20
Triples	1	2x (Murray State)	3/5/21
Home Runs	1	5x (#22 Alabama)	3/20/21
RBI	4	#14 Ole Miss	6/10/19
Walks	3	2x (vs. #3 Texas Tech)	2/20/21
Stolen Bases	1	10x (at Louisiana Tech)	3/14/21

**14 CULLEN SMITH****SEASON HIGHS**

Category	High	Opponent (Last)	Date
Hits	2	2x (#22 Alabama)	3/19/21
Runs	2	6x (at #2 Mississippi State)	3/27/21
Doubles	1	3x (#22 Alabama)	3/20/21
Triples	--	--	--
Home Runs	1	2x (at #2 Mississippi State)	3/27/21
RBI	3	Murray State	3/6/21
Walks	2	3x (at Louisiana Tech)	3/13/21
Stolen Bases	1	2x (at Louisiana Tech)	3/13/21

CAREER HIGHS (AT ARKANSAS)

Category	High	Opponent (Last)	Date
Hits	2	2x (#22 Alabama)	3/19/21
Runs	2	6x (at #2 Mississippi State)	3/27/21
Doubles	1	3x (#22 Alabama)	3/20/21
Triples	--	--	--
Home Runs	1	2x (at #2 Mississippi State)	3/27/21
RBI	3	Murray State	3/6/21
Walks	2	3x (at Louisiana Tech)	3/13/21
Stolen Bases	1	2x (at Louisiana Tech)	3/13/21

**17 BRADY SLAVENS****SEASON HIGHS**

Category	High	Opponent (Last)	Date
Hits	3	2x (at #2 Mississippi State)	3/27/21
Runs	3	2x (Murray State)	3/6/21
Doubles	2	at Louisiana Tech	3/13/21
Triples	1	2x (Central Missouri)	3/30/21
Home Runs	1	6x (#22 Alabama)	3/12/21
RBI	5	Little Rock	4/7/21
Walks	2	2x (at #3 Ole Miss)	4/10/21
Stolen Bases	1	2x (at Louisiana Tech)	3/12/21

CAREER HIGHS (AT ARKANSAS)

Category	High	Opponent (Last)	Date
Hits	3	2x (at #2 Mississippi State)	3/27/21
Runs	3	2x (Murray State)	3/6/21
Doubles	2	at Louisiana Tech	3/13/21
Triples	1	2x (Central Missouri)	3/30/21
Home Runs	1	7x (Little Rock)	4/7/21
RBI	5	Little Rock	4/7/21
Walks	2	2x (at #3 Ole Miss)	4/10/21
Stolen Bases	1	2x (at Louisiana Tech)	3/12/21

**11 CASON TOLLETT****SEASON HIGHS**

Category	High	Opponent (Last)	Date
Hits	--	--	--
Runs	--	--	--
Doubles	--	--	--
Triples	--	--	--
Home Runs	--	--	--
RBI	--	--	--
Walks	--	--	--
Stolen Bases	--	--	--

CAREER HIGHS

Category	High	Opponent (Last)	Date
Hits	--	--	--
Runs	--	--	--
Doubles	--	--	--
Triples	--	--	--
Home Runs	--	--	--
RBI	--	--	--
Walks	--	--	--
Stolen Bases	--	--	--



7 CAYDEN WALLACE

SEASON HIGHS

Category	High	Opponent (Last)	Date
Hits	3	4x (Auburn)	4/3/21
Runs	3	at Louisiana Tech	2/28/21
Doubles	1	6x (at #3 Ole Miss)	4/10/21
Triples	--	--	--
Home Runs	1	7x (Little Rock)	4/6/21
RBI	3	Memphis	3/23/21
Walks	2	2x (Memphis)	3/24/21
Stolen Bases	--	--	--

CAREER HIGHS

Category	High	Opponent (Last)	Date
Hits	3	4x (Auburn)	4/3/21
Runs	3	at Louisiana Tech	2/28/21
Doubles	1	6x (at #3 Ole Miss)	4/10/21
Triples	--	--	--
Home Runs	1	7x (Little Rock)	4/6/21
RBI	3	Memphis	3/23/21
Walks	2	2x (Memphis)	3/24/21
Stolen Bases	--	--	--



19 CHARLIE WELCH

SEASON HIGHS

Category	High	Opponent (Last)	Date
Hits	2	2x (Central Arkansas)	3/30/21
Runs	2	Central Arkansas	3/30/21
Doubles	1	at Louisiana Tech	3/12/21
Triples	--	--	--
Home Runs	1	7x (Little Rock)	4/7/21
RBI	2	3x (Central Arkansas)	3/30/21
Walks	2	2x (at #3 Ole Miss)	4/10/21
Stolen Bases	--	--	--

CAREER HIGHS (AT ARKANSAS)

Category	High	Opponent (Last)	Date
Hits	2	2x (Central Arkansas)	3/30/21
Runs	2	Central Arkansas	3/30/21
Doubles	1	at Louisiana Tech	3/12/21
Triples	--	--	--
Home Runs	1	7x (Little Rock)	4/7/21
RBI	2	3x (Central Arkansas)	3/30/21
Walks	2	2x (at #3 Ole Miss)	4/10/21
Stolen Bases	--	--	--




8 BRAYDON WEBB

SEASON HIGHS

Category	High	Opponent (Last)	Date
Hits	1	8x (at #3 Ole Miss)	4/10/21
Runs	3	2x (Memphis)	3/24/21
Doubles	1	2x (Memphis)	3/24/21
Triples	--	--	--
Home Runs	1	3x (Auburn)	4/1/21
RBI	2	vs. #3 Texas Tech	2/20/21
Walks	4	Memphis	3/23/21
Stolen Bases	1	5x (#2 Mississippi State)	3/26/21

CAREER HIGHS (AT ARKANSAS)

Category	High	Opponent (Last)	Date
Hits	3	vs. Baylor	3/1/20
Runs	3	3x (Memphis)	3/24/21
Doubles	1	2x (Memphis)	3/24/21
Triples	--	--	--
Home Runs	1	4x (Auburn)	4/1/21
RBI	2	2x (vs. #3 Texas Tech)	2/20/21
Walks	4	Memphis	3/23/21
Stolen Bases	2	South Alabama	3/7/20



16 ZAC WHITE

SEASON HIGHS

Category	High	Opponent (Last)	Date
Hits	1	2x (Central Arkansas)	3/30/21
Runs	1	Memphis	3/23/21
Doubles	--	--	--
Triples	--	--	--
Home Runs	--	--	--
RBI	1	Central Arkansas	3/30/21
Walks	--	--	--
Stolen Bases	--	--	--

CAREER HIGHS


Category	High	Opponent (Last)	Date
Hits	1	2x (Central Arkansas)	3/30/21
Runs	1	Memphis	3/23/21
Doubles	--	--	--
Triples	--	--	--
Home Runs	--	--	--
RBI	1	Central Arkansas	3/30/21
Walks	--	--	--
Stolen Bases	--	--	--

**38 MARK ADAMIAK****SEASON HIGHS**

Category	High	Opponent (Last)	Date
Innings	--	--	--
Longest Start	--	--	--
Shortest Start	--	--	--
Longest Relief	--	--	--
Hits	--	--	--
Runs	--	--	--
Earned Runs	--	--	--
Walks	--	--	--
Strikeouts	--	--	--

CAREER HIGHS


Category	High	Opponent (Last)	Date
Innings	1.1	South Alabama	3/6/20
Longest Start	--	--	--
Shortest Start	--	--	--
Longest Relief	1.1	South Alabama	3/6/20
Hits	2	South Alabama	3/6/20
Runs	1	South Alabama	3/6/20
Earned Runs	3	South Alabama	3/6/20
Walks	--	--	--
Strikeouts	1	South Alabama	3/6/20

**27 BLAKE ADAMS****SEASON HIGHS**

Category	High	Opponent (Last)	Date
Innings	2.1	Murray State	3/6/21
Longest Start	--	--	--
Shortest Start	--	--	--
Longest Relief	2.1	Murray State	3/6/21
Hits	5	#22 Alabama	3/19/21
Runs	6	#22 Alabama	3/19/21
Earned Runs	5	#22 Alabama	3/19/21
Walks	2	2x (Memphis)	3/24/21
Strikeouts	2	2x (at Louisiana Tech)	3/14/21

CAREER HIGHS

Category	High	Opponent (Last)	Date
Innings	3.0	Eastern Illinois	2/16/20
Longest Start	3.0	Eastern Illinois	2/16/20
Shortest Start	3.0	Eastern Illinois	2/16/20
Longest Relief	2.1	Murray State	3/6/21
Hits	6	Eastern Illinois	2/16/20
Runs	6	#22 Alabama	3/19/21
Earned Runs	5	#22 Alabama	3/19/21
Walks	3	Illinois State	3/3/20
Strikeouts	2	4x (at Louisiana Tech)	3/14/21

**31 CALEB BOLDEN****SEASON HIGHS**

Category	High	Opponent (Last)	Date
Innings	4.2	Memphis	3/23/21
Longest Start	4.2	Memphis	3/23/21
Shortest Start	0.1	SEMO	2/25/21
Longest Relief	4.0	vs. #9 Texas	2/21/21
Hits	4	2x (Little Rock)	4/7/21
Runs	4	2x (Central Arkansas)	3/30/21
Earned Runs	4	Central Arkansas	3/30/21
Walks	3	Memphis	3/23/21
Strikeouts	7	vs. #9 Texas	2/21/21

CAREER HIGHS

Category	High	Opponent (Last)	Date
Innings	7.0	ULM	4/4/18
Longest Start	7.0	ULM	4/4/18
Shortest Start	0.1	SEMO	2/25/21
Longest Relief	4.0	2x (vs. #9 Texas)	2/21/21
Hits	7	2x (ULM)	4/4/18
Runs	4	2x (Central Arkansas)	3/30/21
Earned Runs	4	Central Arkansas	3/30/21
Walks	3	3x (Memphis)	3/23/21
Strikeouts	7	vs. #9 Texas	2/21/21

**59 ISSAC BRACKEN****SEASON HIGHS**

Category	High	Opponent (Last)	Date
Innings	--	--	--
Longest Start	--	--	--
Shortest Start	--	--	--
Longest Relief	--	--	--
Hits	--	--	--
Runs	--	--	--
Earned Runs	--	--	--
Walks	--	--	--
Strikeouts	--	--	--

CAREER HIGHS (AT ARKANSAS)

Category	High	Opponent (Last)	Date
Innings	--	--	--
Longest Start	--	--	--
Shortest Start	--	--	--
Longest Relief	--	--	--
Hits	--	--	--
Runs	--	--	--
Earned Runs	--	--	--
Walks	--	--	--
Strikeouts	--	--	--



21 JACOB BURTON

SEASON HIGHS

Category	High	Opponent (Last)	Date
Innings	--	--	--
Longest Start	--	--	--
Shortest Start	--	--	--
Longest Relief	--	--	--
Hits	--	--	--
Runs	--	--	--
Earned Runs	--	--	--
Walks	--	--	--
Strikeouts	--	--	--

CAREER HIGHS

Category	High	Opponent (Last)	Date
Innings	2.0	2x (vs. Texas)	2/29/20
Longest Start	--	--	--
Shortest Start	--	--	--
Longest Relief	2.0	2x (vs. Texas)	2/29/20
Hits	3	Eastern Illinois	2/16/19
Runs	3	Eastern Illinois	2/16/19
Earned Runs	3	Eastern Illinois	2/16/19
Walks	2	2x (vs. Texas)	2/19/20
Strikeouts	3	vs. Texas	2/29/20




46 TYLER CACCIATORI

SEASON HIGHS

Category	High	Opponent (Last)	Date
Innings	--	--	--
Longest Start	--	--	--
Shortest Start	--	--	--
Longest Relief	--	--	--
Hits	--	--	--
Runs	--	--	--
Earned Runs	--	--	--
Walks	--	--	--
Strikeouts	--	--	--

CAREER HIGHS

Category	High	Opponent (Last)	Date
Innings	--	--	--
Longest Start	--	--	--
Shortest Start	--	--	--
Longest Relief	--	--	--
Hits	--	--	--
Runs	--	--	--
Earned Runs	--	--	--
Walks	--	--	--
Strikeouts	--	--	--



35 RYAN COSTEIU

SEASON HIGHS

Category	High	Opponent (Last)	Date
Innings	2.0	Auburn	4/3/21
Longest Start	--	--	--
Shortest Start	--	--	--
Longest Relief	2.0	Auburn	4/3/21
Hits	2	3x (at #2 Mississippi State)	3/28/21
Runs	2	3x (at #2 Mississippi State)	3/28/21
Earned Runs	2	3x (at #2 Mississippi State)	3/28/21
Walks	2	2x (Murray State)	3/5/21
Strikeouts	3	2x (at #2 Mississippi State)	3/28/21

CAREER HIGHS (AT ARKANSAS)

Category	High	Opponent (Last)	Date
Innings	2.0	Auburn	4/3/21
Longest Start	--	--	--
Shortest Start	--	--	--
Longest Relief	2.0	Auburn	4/3/21
Hits	2	3x (at #2 Mississippi State)	3/28/21
Runs	2	3x (at #2 Mississippi State)	3/28/21
Earned Runs	2	3x (at #2 Mississippi State)	3/28/21
Walks	2	2x (Murray State)	3/5/21
Strikeouts	3	2x (at #2 Mississippi State)	3/28/21



58 EVAN GRAY

SEASON HIGHS

Category	High	Opponent (Last)	Date
Innings	1.0	5x (Little Rock)	4/6/21
Longest Start	--	--	--
Shortest Start	--	--	--
Longest Relief	1.0	5x (Little Rock)	4/6/21
Hits	2	Little Rock	4/6/21
Runs	2	Little Rock	4/6/21
Earned Runs	2	Oklahoma	3/16/21
Walks	1	2x (Little Rock)	4/6/21
Strikeouts	2	Murray State	3/7/21

CAREER HIGHS

Category	High	Opponent (Last)	Date
Innings	1.0	5x (Little Rock)	4/6/21
Longest Start	--	--	--
Shortest Start	--	--	--
Longest Relief	1.0	5x (Little Rock)	4/6/21
Hits	2	Little Rock	4/6/21
Runs	2	Little Rock	4/6/21
Earned Runs	2	Oklahoma	3/16/21
Walks	1	2x (Little Rock)	4/6/21
Strikeouts	2	Murray State	3/7/21

**34 NICK GRIFFIN****SEASON HIGHS**

Category	High	Opponent (Last)	Date
Innings	--	--	--
Longest Start	--	--	--
Shortest Start	--	--	--
Longest Relief	--	--	--
Hits	--	--	--
Runs	--	--	--
Earned Runs	--	--	--
Walks	--	--	--
Strikeouts	--	--	--

CAREER HIGHS

Category	High	Opponent (Last)	Date
Innings	--	--	--
Longest Start	--	--	--
Shortest Start	--	--	--
Longest Relief	--	--	--
Hits	--	--	--
Runs	--	--	--
Earned Runs	--	--	--
Walks	--	--	--
Strikeouts	--	--	--

**18 LAEL LOCKHART****SEASON HIGHS**

Category	High	Opponent (Last)	Date
Innings	5.2	Auburn	4/3/21
Longest Start	5.2	Auburn	4/3/21
Shortest Start	3.1	at #2 Mississippi State	3/28/21
Longest Relief	--	--	--
Hits	5	2x (at #2 Mississippi State)	3/28/21
Runs	4	Auburn	4/3/21
Earned Runs	4	Auburn	4/3/21
Walks	3	2x (Auburn)	4/3/21
Strikeouts	9	#22 Alabama	3/21/21

CAREER HIGHS (AT ARKANSAS)


Category	High	Opponent (Last)	Date
Innings	5.2	Auburn	4/3/21
Longest Start	5.2	Auburn	4/3/21
Shortest Start	3.1	at #2 Mississippi State	3/28/21
Longest Relief	--	--	--
Hits	5	2x (at #2 Mississippi State)	3/28/21
Runs	4	Auburn	4/3/21
Earned Runs	4	Auburn	4/3/21
Walks	3	2x (Auburn)	4/3/21
Strikeouts	9	#22 Alabama	3/21/21

**45 KEVIN KOPPS****SEASON HIGHS**

Category	High	Opponent (Last)	Date
Innings	4.0	at #2 Mississippi State	3/27/21
Longest Start	--	--	--
Shortest Start	--	--	--
Longest Relief	4.0	#2 Mississippi State	3/27/21
Hits	5	at #3 Ole Miss	4/10/21
Runs	1	2x (SEMO)	2/28/21
Earned Runs	1	2x (SEMO)	2/28/21
Walks	2	vs. #10 TCU	2/22/21
Strikeouts	8	Auburn	4/1/21

CAREER HIGHS

Category	High	Opponent (Last)	Date
Innings	5.2	Georgia	4/15/17
Longest Start	3.1	2x (Bryant)	2/26/17
Shortest Start	2.0	2x (Missouri State)	6/4/17
Longest Relief	5.2	Georgia	4/15/17
Hits	5	5x (at #3 Ole Miss)	4/10/21
Runs	4	#14 Ole Miss	6/9/19
Earned Runs	4	#14 Ole Miss	6/9/19
Walks	3	2x (at Missouri)	3/26/17
Strikeouts	8	Auburn	4/1/21

**50 MATTHEW MAGRE****SEASON HIGHS**

Category	High	Opponent (Last)	Date
Innings	0.2	SEMO	2/27/21
Longest Start	--	--	--
Shortest Start	--	--	--
Longest Relief	0.2	SEMO	2/27/21
Hits	0	SEMO	2/27/21
Runs	0	SEMO	2/27/21
Earned Runs	0	SEMO	2/27/21
Walks	1	SEMO	2/27/21
Strikeouts	1	SEMO	2/27/21

CAREER HIGHS

Category	High	Opponent (Last)	Date
Innings	0.2	SEMO	2/27/21
Longest Start	--	--	--
Shortest Start	--	--	--
Longest Relief	0.2	SEMO	2/27/21
Hits	0	SEMO	2/27/21
Runs	0	SEMO	2/27/21
Earned Runs	0	SEMO	2/27/21
Walks	1	SEMO	2/27/21
Strikeouts	1	SEMO	2/27/21




41 WILL McENTIRE

SEASON HIGHS

Category	High	Opponent (Last)	Date
Innings	--	--	--
Longest Start	--	--	--
Shortest Start	--	--	--
Longest Relief	--	--	--
Hits	--	--	--
Runs	--	--	--
Earned Runs	--	--	--
Walks	--	--	--
Strikeouts	--	--	--

CAREER HIGHS

Category	High	Opponent (Last)	Date
Innings	6.0	Grand Canyon	3/10/20
Longest Start	6.0	Grand Canyon	3/10/20
Shortest Start	6.0	Grand Canyon	3/10/20
Longest Relief	2.0	South Alabama	3/7/20
Hits	7	Grand Canyon	3/10/20
Runs	1	Grand Canyon	3/10/20
Earned Runs	1	Grand Canyon	3/10/20
Walks	--	--	--
Strikeouts	4	South Alabama	3/7/20



32 ZACK MORRIS

SEASON HIGHS

Category	High	Opponent (Last)	Date
Innings	1.0	6x (at #3 Ole Miss)	4/10/21
Longest Start	--	--	--
Shortest Start	--	--	--
Longest Relief	1.0	6x (at #3 Ole Miss)	4/10/21
Hits	2	at #3 Ole Miss	4/10/21
Runs	2	Oklahoma	3/16/21
Earned Runs	2	Oklahoma	3/16/21
Walks	1	2x (Little Rock)	4/6/21
Strikeouts	2	3x (at #3 Ole Miss)	4/10/21

CAREER HIGHS

Category	High	Opponent (Last)	Date
Innings	2.0	Gonzaga	2/23/20
Longest Start	--	--	--
Shortest Start	--	--	--
Longest Relief	2.1	Grand Canyon	3/11/20
Hits	2	2x (at #3 Ole Miss)	4/10/21
Runs	2	Oklahoma	3/16/21
Earned Runs	2	Oklahoma	3/16/21
Walks	1	2x (Little Rock)	4/6/21
Strikeouts	2	3x (at #3 Ole Miss)	4/10/21



37 CADEN MONKE

SEASON HIGHS

Category	High	Opponent (Last)	Date
Innings	3.0	SEMO	2/25/21
Longest Start	--	--	--
Shortest Start	--	--	--
Longest Relief	3.0	SEMO	2/25/21
Hits	3	SEMO	2/25/21
Runs	2	2x (SEMO)	2/25/21
Earned Runs	2	2x (SEMO)	2/25/21
Walks	2	2x (Murray State)	3/6/21
Strikeouts	3	2x (Little Rock)	4/6/21

CAREER HIGHS

Category	High	Opponent (Last)	Date
Innings	3.0	SEMO	2/25/21
Longest Start	--	--	--
Shortest Start	--	--	--
Longest Relief	3.0	SEMO	2/25/21
Hits	5	Stony Brook	3/1/19
Runs	3	2x (Stony Brook)	3/1/19
Earned Runs	3	2x (Stony Brook)	3/1/19
Walks	3	at #9 Texas	3/20/19
Strikeouts	3	5x (Little Rock)	4/6/21



13 CONNOR NOLAND

SEASON HIGHS

Category	High	Opponent (Last)	Date
Innings	4.2	SEMO	2/26/21
Longest Start	--	--	--
Shortest Start	--	--	--
Longest Relief	4.2	SEMO	2/26/21
Hits	2	2x (Murray State)	3/5/21
Runs	3	Murray State	3/5/21
Earned Runs	3	Murray State	3/5/21
Walks	1	Murray State	3/5/21
Strikeouts	5	SEMO	2/26/21

CAREER HIGHS

Category	High	Opponent (Last)	Date
Innings	7.2	#2 Mississippi State	4/20/19
Longest Start	7.2	#2 Mississippi State	4/20/19
Shortest Start	0.0	at #6 Vanderbilt	4/13/19
Longest Relief	4.2	SEMO	2/26/21
Hits	7	#21 Ole Miss	3/30/19
Runs	5	at #6 Vanderbilt	4/13/19
Earned Runs	5	at #6 Vanderbilt	4/13/19
Walks	3	Gonzaga	2/21/20
Strikeouts	11	Eastern Illinois	2/14/20

**36 PEYTON PALLETTE****SEASON HIGHS**

Category	High	Opponent (Last)	Date
Innings	5.0	SEMO	2/27/21
Longest Start	5.0	SEMO	2/27/21
Shortest Start	1.0	#22 Alabama	3/19/21
Longest Relief	4.1	Auburn	4/2/21
Hits	9	at #3 Ole Miss	4/10/21
Runs	7	at #3 Ole Miss	4/10/21
Earned Runs	7	at #3 Ole Miss	4/10/21
Walks	3	2x (#22 Alabama)	3/19/21
Strikeouts	10	Murray State	3/5/21

CAREER HIGHS

Category	High	Opponent (Last)	Date
Innings	5.0	SEMO	2/27/21
Longest Start	5.0	SEMO	2/27/21
Shortest Start	1.0	#22 Alabama	3/19/21
Longest Relief	4.1	Auburn	4/2/21
Hits	9	at #3 Ole Miss	4/10/21
Runs	7	at #3 Ole Miss	4/10/21
Earned Runs	7	at #3 Ole Miss	4/10/21
Walks	3	2x (#22 Alabama)	3/19/21
Strikeouts	10	Murray State	3/5/21

**43 MILLER PLEIMANN****SEASON HIGHS**

Category	High	Opponent (Last)	Date
Innings	2.0	Memphis	3/24/21
Longest Start	2.0	Memphis	3/24/21
Shortest Start	--	--	--
Longest Relief	--	--	--
Hits	0	Memphis	3/24/21
Runs	2	Memphis	3/24/21
Earned Runs	1	Memphis	3/24/21
Walks	3	Memphis	3/24/21
Strikeouts	3	Memphis	3/24/21

CAREER HIGHS

Category	High	Opponent (Last)	Date
Innings	2.0	Memphis	3/24/21
Longest Start	2.0	Memphis	3/24/21
Shortest Start	--	--	--
Longest Relief	--	--	--
Hits	0	Memphis	3/24/21
Runs	2	Memphis	3/24/21
Earned Runs	1	Memphis	3/24/21
Walks	3	Memphis	3/24/21
Strikeouts	3	Memphis	3/24/21

**28 KOLE RAMAGE****SEASON HIGHS**

Category	High	Opponent (Last)	Date
Innings	4.2	Little Rock	4/6/21
Longest Start	4.2	Little Rock	4/6/21
Shortest Start	4.0	Central Arkansas	3/30/21
Longest Relief	3.0	Memphis	3/24/21
Hits	6	at #3 Ole Miss	4/10/21
Runs	6	at #3 Ole Miss	4/10/21
Earned Runs	5	at #3 Ole Miss	4/10/21
Walks	1	4x (Little Rock)	4/6/21
Strikeouts	7	Little Rock	4/6/21

CAREER HIGHS

Category	High	Opponent (Last)	Date
Innings	5.0	2x (vs. Baylor)	3/1/20
Longest Start	5.0	2x (vs. Baylor)	3/1/20
Shortest Start	1.2	#4 Kentucky	3/17/18
Longest Relief	4.2	at #15 Auburn	4/5/19
Hits	7	at #6 Vanderbilt	4/13/19
Runs	7	at #6 Vanderbilt	4/13/19
Earned Runs	7	at #6 Vanderbilt	4/13/19
Walks	6	#14 Ole Miss	6/9/19
Strikeouts	7	2x (Little Rock)	4/6/21

**57 NATHAN RINTZ****SEASON HIGHS**

Category	High	Opponent (Last)	Date
Innings	--	--	--
Longest Start	--	--	--
Shortest Start	--	--	--
Longest Relief	--	--	--
Hits	--	--	--
Runs	--	--	--
Earned Runs	--	--	--
Walks	--	--	--
Strikeouts	--	--	--

CAREER HIGHS

Category	High	Opponent (Last)	Date
Innings	--	--	--
Longest Start	--	--	--
Shortest Start	--	--	--
Longest Relief	--	--	--
Hits	--	--	--
Runs	--	--	--
Earned Runs	--	--	--
Walks	--	--	--
Strikeouts	--	--	--



40 COREY SPAIN

SEASON HIGHS

Category	High	Opponent (Last)	Date
Innings	--	--	--
Longest Start	--	--	--
Shortest Start	--	--	--
Longest Relief	--	--	--
Hits	--	--	--
Runs	--	--	--
Earned Runs	--	--	--
Walks	--	--	--
Strikeouts	--	--	--

CAREER HIGHS

Category	High	Opponent (Last)	Date
Innings	--	--	--
Longest Start	--	--	--
Shortest Start	--	--	--
Longest Relief	--	--	--
Hits	--	--	--
Runs	--	--	--
Earned Runs	--	--	--
Walks	--	--	--
Strikeouts	--	--	--



52 LOUIS STALLONE

SEASON HIGHS

Category	High	Opponent (Last)	Date
Innings	--	--	--
Longest Start	--	--	--
Shortest Start	--	--	--
Longest Relief	--	--	--
Hits	--	--	--
Runs	--	--	--
Earned Runs	--	--	--
Walks	--	--	--
Strikeouts	--	--	--

CAREER HIGHS

Category	High	Opponent (Last)	Date
Innings	--	--	--
Longest Start	--	--	--
Shortest Start	--	--	--
Longest Relief	--	--	--
Hits	--	--	--
Runs	--	--	--
Earned Runs	--	--	--
Walks	--	--	--
Strikeouts	--	--	--



55 GABRIEL STARKS

SEASON HIGHS

Category	High	Opponent (Last)	Date
Innings	1.0	3x (Little Rock)	4/6/21
Longest Start	--	--	--
Shortest Start	--	--	--
Longest Relief	1.0	3x (Little Rock)	4/6/21
Hits	1	2x (Little Rock)	4/6/21
Runs	1	SEMO	2/27/21
Earned Runs	1	SEMO	2/27/21
Walks	0	3x (Little Rock)	3/30/21
Strikeouts	2	Central Arkansas	3/30/21

CAREER HIGHS

Category	High	Opponent (Last)	Date
Innings	1.0	3x (Little Rock)	4/6/21
Longest Start	--	--	--
Shortest Start	--	--	--
Longest Relief	1.0	3x (Little Rock)	4/6/21
Hits	1	2x (Little Rock)	4/6/21
Runs	1	SEMO	2/27/21
Earned Runs	1	SEMO	2/27/21
Walks	0	3x (Little Rock)	3/30/21
Strikeouts	2	Central Arkansas	3/30/21



58 EVAN TAYLOR

SEASON HIGHS

Category	High	Opponent (Last)	Date
Innings	2.0	#22 Alabama	3/19/21
Longest Start	--	--	--
Shortest Start	--	--	--
Longest Relief	2.0	#22 Alabama	3/19/21
Hits	5	#22 Alabama	3/19/21
Runs	5	#22 Alabama	3/19/21
Earned Runs	5	#22 Alabama	3/19/21
Walks	1	#22 Alabama	3/19/21
Strikeouts	1	3x (Central Arkansas)	3/30/21

CAREER HIGHS

Category	High	Opponent (Last)	Date
Innings	2.0	2x (#22 Alabama)	3/19/21
Longest Start	--	--	--
Shortest Start	--	--	--
Longest Relief	2.0	2x (#22 Alabama)	3/19/21
Hits	5	#22 Alabama	3/19/21
Runs	5	#22 Alabama	3/19/21
Earned Runs	5	#22 Alabama	3/19/21
Walks	2	4x (SEMO)	2/26/21
Strikeouts	4	Western Illinois	3/13/19

**48 HESTON TOLE****SEASON HIGHS**

Category	High	Opponent (Last)	Date
Innings	1.0	Little Rock	4/6/21
Longest Start	--	--	--
Shortest Start	--	--	--
Longest Relief	1.0	Little Rock	4/6/21
Hits	0	Little Rock	4/6/21
Runs	0	Little Rock	4/6/21
Earned Runs	0	Little Rock	4/6/21
Walks	0	Little Rock	4/6/21
Strikeouts	1	Little Rock	4/6/21

CAREER HIGHS

Category	High	Opponent (Last)	Date
Innings	1.0	Little Rock	4/6/21
Longest Start	--	--	--
Shortest Start	--	--	--
Longest Relief	1.0	Little Rock	4/6/21
Hits	0	Little Rock	4/6/21
Runs	0	Little Rock	4/6/21
Earned Runs	0	Little Rock	4/6/21
Walks	0	Little Rock	4/6/21
Strikeouts	1	Little Rock	4/6/21

**20 ELIJAH TREST****SEASON HIGHS**

Category	High	Opponent (Last)	Date
Innings	3.0	vs. #3 Texas Tech	2/20/21
Longest Start	--	--	--
Shortest Start	--	--	--
Longest Relief	3.0	vs. #3 Texas Tech	2/20/21
Hits	3	Central Arkansas	3/30/21
Runs	1	5x (Little Rock)	4/6/21
Earned Runs	1	4x (Little Rock)	4/6/21
Walks	2	Central Arkansas	3/30/21
Strikeouts	4	vs. #3 Texas Tech	2/20/21

CAREER HIGHS

Category	High	Opponent (Last)	Date
Innings	3.0	3x (vs. #3 Texas Tech)	2/20/21
Longest Start	--	--	--
Shortest Start	--	--	--
Longest Relief	3.0	3x (vs. #3 Texas Tech)	2/20/21
Hits	3	Central Arkansas	3/30/21
Runs	3	3x (#15 LSU)	5/10/19
Earned Runs	3	3x (#15 LSU)	5/10/19
Walks	3	Oral Roberts	4/9/19
Strikeouts	4	2x (vs. #3 Texas Tech)	2/20/21

**88 ZEBULON VERMILLION****SEASON HIGHS**

Category	High	Opponent (Last)	Date
Innings	8.0	2x (#22 Alabama)	3/20/21
Longest Start	8.0	2x (#22 Alabama)	3/20/21
Shortest Start	2.2	Auburn	4/2/21
Longest Relief	2.1	Murray State	3/6/21
Hits	7	at #2 Mississippi State	3/27/21
Runs	4	3x (at #2 Mississippi State)	3/27/21
Earned Runs	4	at #2 Mississippi State	3/27/21
Walks	4	SEMO	2/26/21
Strikeouts	4	3x (at #3 Ole Miss)	4/10/21

CAREER HIGHS

Category	High	Opponent (Last)	Date
Innings	8.0	2x (#22 Alabama)	3/20/21
Longest Start	8.0	2x (#22 Alabama)	3/20/21
Shortest Start	2.2	Auburn	4/2/21
Longest Relief	3.0	3x (South Alabama)	3/8/20
Hits	7	at #2 Mississippi State	3/27/21
Runs	4	at #2 Mississippi State	3/27/21
Earned Runs	4	at #2 Mississippi State	3/27/21
Walks	4	SEMO	2/26/21
Strikeouts	6	South Alabama	3/8/20

**33 PATRICK WICKLANDER****SEASON HIGHS**

Category	High	Opponent (Last)	Date
Innings	6.0	Auburn	4/1/21
Longest Start	6.0	Auburn	4/1/21
Shortest Start	1.2	Oklahoma	3/16/21
Longest Relief	5.1	#22 Alabama	3/19/21
Hits	7	Auburn	4/1/21
Runs	3	2x (at #3 Ole Miss)	4/10/21
Earned Runs	3	2x (at #3 Ole Miss)	4/10/21
Walks	4	#2 Mississippi State	3/26/21
Strikeouts	8	Auburn	4/1/21

CAREER HIGHS

Category	High	Opponent (Last)	Date
Innings	6.0	2x (Auburn)	4/1/21
Longest Start	6.0	2x (Auburn)	4/1/21
Shortest Start	1.0	vs. Texas	2/29/20
Longest Relief	5.1	#22 Alabama	3/19/21
Hits	7	Auburn	4/1/21
Runs	7	South Alabama	3/6/20
Earned Runs	7	South Alabama	3/6/20
Walks	5	South Alabama	3/6/20
Strikeouts	8	Auburn	4/1/21




22 JAXON WIGGINS

SEASON HIGHS

Category	High	Opponent (Last)	Date
Innings	2.0	at #2 Mississippi State	3/28/21
Longest Start	--	--	--
Shortest Start	--	--	--
Longest Relief	2.0	at #2 Mississippi State	3/28/21
Hits	3	at #2 Mississippi State	3/28/21
Runs	1	2x (Auburn)	4/2/21
Earned Runs	1	2x (Auburn)	4/2/21
Walks	1	6x (Auburn)	4/3/21
Strikeouts	3	vs. #10 TCU	2/22/21

CAREER HIGHS

Category	High	Opponent (Last)	Date
Innings	2.0	at #2 Mississippi State	3/28/21
Longest Start	--	--	--
Shortest Start	--	--	--
Longest Relief	2.0	at #2 Mississippi State	3/28/21
Hits	3	at #2 Mississippi State	3/28/21
Runs	1	2x (Auburn)	4/2/21
Earned Runs	1	2x (Auburn)	4/2/21
Walks	1	6x (Auburn)	4/3/21
Strikeouts	3	vs. #10 TCU	2/22/21



29 NATE WOHLGEMUTH

SEASON HIGHS

Category	High	Opponent (Last)	Date
Innings	0.1	SEMO	2/27/21
Longest Start	--	--	--
Shortest Start	--	--	--
Longest Relief	0.1	SEMO	2/27/21
Hits	1	SEMO	2/27/21
Runs	1	SEMO	2/27/21
Earned Runs	1	SEMO	2/27/21
Walks	2	2x (Murray State)	3/7/21
Strikeouts	0	2x (Murray State)	3/7/21

CAREER HIGHS

Category	High	Opponent (Last)	Date
Innings	0.1	SEMO	2/27/21
Longest Start	--	--	--
Shortest Start	--	--	--
Longest Relief	0.1	SEMO	2/27/21
Hits	1	SEMO	2/27/21
Runs	1	SEMO	2/27/21
Earned Runs	1	SEMO	2/27/21
Walks	2	2x (Murray State)	3/7/21
Strikeouts	0	2x (Murray State)	3/7/21

Record: 25-5 Home: 16-3 Away: 6-2 Neutral: 3-0 SEC: 8-3

Player	avg	gp-gs	ab	r	h	2b	3b	hr	rbi	tb	slg%	bb	hp	so	gdp	ob%	sf	sh	sb-att	po	a	e	fld%
Charlie Welch	.381	10-5	21	5	8	1	0	3	7	18	.857	5	1	5	1	.519	0	0	0-0	1	0	0	1.000
Brady Slavens	.304	29-28	112	25	34	4	2	7	31	63	.563	8	3	36	0	.357	3	1	2-2	192	13	1	.995
Matt Goodheart	.302	23-22	86	18	26	1	0	6	15	45	.523	15	2	19	4	.417	0	0	2-2	22	2	0	1.000
Cayden Wallace	.300	28-28	110	24	33	6	0	7	16	60	.545	15	2	26	2	.391	1	0	0-0	36	3	0	1.000
Christian Franklin	.297	29-29	111	31	33	8	1	8	25	67	.604	18	6	34	4	.422	0	0	4-6	62	1	0	1.000
Robert Moore	.297	29-29	118	27	35	5	2	6	24	62	.525	17	1	25	4	.381	3	0	6-6	43	77	3	.976
Zack Gregory	.293	22-13	41	12	12	2	1	2	11	22	.537	13	7	14	1	.508	2	2	1-1	28	0	0	1.000
Casey Opitz	.279	25-24	86	15	24	6	1	1	10	35	.407	13	0	15	2	.370	1	0	3-3	229	23	3	.988
Jalen Battles	.267	29-29	105	21	28	5	0	3	22	42	.400	14	2	30	0	.358	2	0	5-6	42	86	7	.948
Dylan Leach	.261	10-7	23	9	6	1	1	1	4	12	.522	8	2	5	0	.485	0	0	0-0	57	10	0	1.000
Ethan Bates	.250	7-3	16	2	4	1	0	0	3	5	.313	1	0	2	0	.294	0	0	0-0	0	3	0	1.000
Zac White	.250	4-1	8	1	2	0	0	0	1	2	.250	0	1	3	0	.333	0	0	0-0	4	0	0	1.000
Jacob Nesbit	.237	18-11	38	4	9	0	0	0	2	10	.395	8	1	13	0	.383	0	0	0-0	5	15	1	.952
Cullen Smith	.235	24-23	68	17	16	3	0	2	12	25	.368	18	3	17	0	.394	5	0	2-4	28	30	4	.935
Braydon Webb	.138	23-18	58	14	8	2	0	3	6	19	.328	15	5	29	0	.359	0	0	5-5	35	1	0	1.000
Totals	.278	30	1001	225	278	45	8	51	197	492	.492	168	36	273	18	.394	17	3	30-35	801	282	21	.981
Opponents	.229	30	994	130	228	26	4	25	125	337	.339	118	28	296	24	.326	7	4	18-27	758	218	27	.973

LOB - Team (243), Opp (221). DPs turned - Team (27), Opp (21). CI - Team (1), Opitz 1, Opp (1). IBB - Team (3), Moore 1, Goodheart 1, Wallace 1, Opp (1). Picked off - Opitz 1, Smith 1, Franklin 1, Battles 1, Wallace 1.

(All games Sorted by Earned run avg)

Player	era	w-l	app	qs	cg	sho	sv	ip	h	r	er	bb	so	2b	3b	hr	b/avg	wp	hp	bks	sfa	sha
Heston Tole	0.00	0-0	1	0	0	0/0	0	1.0	0	0	0	0	1	0	0	0	.000	0	0	0	0	0
Matthew Magre	0.00	0-0	1	0	0	0/0	0	0.2	0	0	0	1	1	0	0	0	.000	0	0	0	0	0
Kevin Kopps	0.72	4-0	14	0	0	0/1	4	25.0	17	2	2	8	44	1	0	1	.191	3	0	0	0	1
Jaxon Wiggins	1.86	3-0	9	0	0	0/0	4	9.2	6	2	2	6	14	1	0	1	.176	2	0	0	0	0
Patrick Wicklander	2.76	1-1	8	4	0	0/0	0	29.1	30	10	9	12	32	5	1	2	.268	1	1	0	1	1
Elijah Trest	2.84	1-0	8	0	0	0/0	0	12.2	10	5	4	6	13	3	0	2	.227	2	2	1	1	0
Gabriel Starks	3.00	0-0	3	0	0	0/0	0	3.0	2	1	1	0	4	0	0	0	.182	0	0	0	0	0
Zack Morris	3.24	0-0	10	0	0	0/1	0	8.1	8	3	3	2	8	1	0	1	.267	0	0	0	1	0
Lael Lockhart	3.41	1-1	7	7	0	0/1	0	31.2	24	12	12	13	34	1	0	1	.209	4	5	0	0	1
Zebulon Vermillion	3.55	2-0	8	6	0	0/0	1	33.0	27	13	13	12	19	4	0	2	.218	2	2	0	1	0
Caden Monke	3.86	3-0	11	0	0	0/1	0	11.2	9	5	5	6	12	1	0	1	.205	1	0	1	0	0
Ryan Costeiu	4.26	5-0	12	0	0	0/1	0	12.2	8	6	6	6	16	0	1	2	.190	1	1	0	0	0
Miller Pleimann	4.50	0-0	1	1	0	0/0	0	2.0	0	2	1	3	3	0	0	0	.000	1	1	0	1	0
Peyton Palette	4.83	1-2	9	6	0	0/1	1	31.2	26	17	17	13	44	1	0	2	.213	3	9	0	0	0
Evan Gray	5.06	0-0	6	0	0	0/1	0	5.1	6	3	3	2	4	0	0	0	.273	6	0	0	1	0
Caleb Bolden	5.19	1-0	8	4	0	0/1	1	17.1	11	13	10	11	17	3	1	2	.186	2	5	0	1	0
Connor Noland	5.40	1-0	2	0	0	0/0	0	5.0	4	4	3	1	5	0	0	1	.222	0	0	0	0	0
Kole Ramage	8.47	1-1	8	2	0	0/0	1	17.0	23	18	16	5	17	3	1	4	.311	1	2	0	0	1
Evan Taylor	10.38	0-0	5	0	0	0/0	0	4.1	6	5	5	3	3	1	0	2	.353	2	0	0	0	0
Blake Adams	11.81	1-0	4	0	0	0/0	0	5.1	10	8	7	4	5	1	0	1	.435	0	0	0	0	0
Nate Wohlgemuth	27.00	0-0	2	0	0	0/1	0	0.1	1	1	1	4	0	0	0	0	.333	1	0	0	0	0
Totals	4.04	25-5	30	30	0	2/2	12	267.0	228	130	120	118	296	26	4	25	.229	32	28	2	7	4
Opponents	7.48	5-25	30	30	1	1/0	4	252.2	278	225	210	168	273	45	8	51	.278	43	36	4	17	3

PB - Team (2), Leach 2, Opp (5). Pickoffs - Team (2), Opitz 1, Trest 1, Opp (5). SBA/ATT - Opitz (12-17), Lockhart (8-10), Leach (5-8), Wicklander (3-4), Trest (2-3), Adams (1-2), Bolden (0-2), Costeiu (0-2), Noland (1-1), Starks (1-1), Vermillion (1-1), Welch (1-1), Ramage (1-1).



OVERALL SEC STATISTICS

Record: 8-3 Home: 4-2 Away: 4-1 SEC: 8-3

Player	avg	gp-gs	ab	r	h	2b	3b	hr	rbi	tb	slg%	bb	hp	so	gdp	ob%	sf	sh	sb-att	po	a	e	fld%
Dylan Leach	1.000	2-1	1	1	1	0	0	0	1	1	1.000	2	1	0	0	1.000	0	0	0-0	8	0	0	1.000
Cayden Wallace	.348	11-11	46	8	16	2	0	1	5	21	.457	4	0	12	1	.400	0	0	0-0	15	0	0	1.000
Christian Franklin	.317	11-11	41	11	13	3	0	5	10	31	.756	6	3	12	3	.440	0	0	0-1	23	0	0	1.000
Zack Gregory	.300	5-3	10	2	3	1	1	0	3	6	.600	3	2	1	1	.533	0	0	0-0	9	0	0	1.000
Brady Slavens	.282	11-10	39	6	11	1	0	1	4	15	.385	4	0	14	0	.341	1	0	0-0	80	3	0	1.000
Matt Goodheart	.275	11-10	40	8	11	0	0	3	7	20	.500	7	0	10	3	.383	0	0	0-0	0	1	0	1.000
Cullen Smith	.250	8-7	20	5	5	1	0	1	4	9	.450	5	0	2	0	.357	3	0	0-0	7	8	4	.789
Casey Opitz	.237	11-11	38	5	9	1	0	1	7	13	.342	7	0	7	2	.348	1	0	0-0	95	11	0	1.000
Jalen Battles	.214	11-11	42	4	9	0	0	0	5	9	.214	4	0	12	0	.277	1	0	2-2	20	38	1	.983
Charlie Welch	.200	3-1	5	1	1	0	0	0	0	1	.200	2	0	1	0	.429	0	0	0-0	0	0	0	.000
Jacob Nesbit	.188	8-4	16	0	3	0	0	0	1	3	.188	3	0	4	0	.316	0	0	0-0	2	7	0	1.000
Robert Moore	.167	11-11	42	5	7	1	1	0	3	10	.238	7	0	13	1	.280	1	0	0-0	17	29	1	.979
Braydon Webb	.167	10-8	30	8	5	1	0	2	3	12	.400	4	0	17	0	.265	0	0	1-1	18	1	0	1.000
Totals	.254	11	370	64	94	11	2	14	53	151	.408	58	6	105	11	.358	7	0	3-4	297	102	6	.985
Opponents	.264	11	386	57	102	13	1	15	55	162	.420	33	10	104	10	.336	2	2	3-4	289	89	11	.972

LOB - Team (88), Opp (79). DPs turned - Team (11), Opp (13). IBB - Team (1), Moore 1. Picked off - Franklin 1.

(SEC games only Sorted by Earned run avg)

Player	era	w-l	app	gs	cg	sho	sv	ip	h	r	er	bb	so	2b	3b	hr	b/avg	wp	hp	bk	sfa	sha
Kevin Kopps	0.00	1-0	6	0	0	0/0	3	15.1	10	0	0	3	26	0	0	0	.189	0	0	0	0	1
Zack Morris	0.00	0-0	3	0	0	0/0	0	3.0	4	0	0	0	4	1	0	0	.333	0	0	0	0	0
Elijah Trest	0.00	0-0	1	0	0	0/0	0	1.0	1	0	0	0	1	1	0	0	.333	0	0	0	0	0
Patrick Wicklander	2.66	1-1	4	3	0	0/0	0	20.1	18	7	6	8	24	3	0	2	.237	0	1	0	1	1
Jaxon Wiggins	3.60	2-0	4	0	0	0/0	2	5.0	6	2	2	4	4	1	0	1	.300	1	0	0	0	0
Lael Lockhart	3.95	0-0	3	3	0	0/0	0	13.2	10	6	6	6	12	1	0	1	.200	3	2	0	0	0
Ryan Costeiu	4.50	2-0	3	0	0	0/0	0	4.0	2	2	2	0	5	0	0	2	.143	0	1	0	0	0
Caden Monke	4.50	1-0	3	0	0	0/0	0	2.0	2	1	1	0	3	1	0	1	.250	0	0	0	0	0
Zebulon Vermillion	4.60	1-0	4	3	0	0/0	0	15.2	17	8	8	3	11	3	0	2	.270	2	1	0	1	0
Peyton Pallette	8.78	0-2	4	2	0	0/0	1	13.1	15	13	13	6	12	0	0	2	.273	3	5	0	0	0
Caleb Bolden	9.00	0-0	1	0	0	0/0	0	1.0	1	1	1	0	0	0	0	1	.333	0	0	0	0	0
Evan Taylor	22.50	0-0	1	0	0	0/0	0	2.0	5	5	5	1	1	1	0	2	.500	0	0	0	0	0
Kole Ramage	22.50	0-0	1	0	0	0/0	0	2.0	6	6	5	0	1	0	1	0	.500	0	0	0	0	0
Blake Adams	67.50	0-0	1	0	0	0/0	0	0.2	5	6	5	2	0	1	0	1	.714	0	0	0	0	0
Totals	4.91	8-3	11	11	0	0/0	6	99.0	102	57	54	33	104	13	1	15	.264	9	10	0	2	2
Opponents	5.42	3-8	11	11	0	0/0	3	96.1	94	64	58	58	105	11	2	14	.254	15	6	1	7	0

PB - Team (1), Leach 1, Opp (1). Pickoffs - Team (0), Opp (1). SBA/ATT - Opitz (3-4), Lockhart (1-2), Wicklander (1-1), Trest (1-1).

Score by innings	1	2	3	4	5	6	7	8	9	EX	Total
Arkansas	19	16	19	41	10	46	19	38	13	4	225
Opponents	15	16	19	11	29	12	11	13	4	0	130

Record when ...

Overall	25-5	After 6 leading	16-0
Conference	8-3 trailing	7-5
Non-Conference	17-2 tied	1-0
Home games	16-3	After 7 leading	18-0
Away games	6-2 trailing	6-5
Neutral site	3-0 tied	0-0
Day games	15-3	After 8 leading	20-0
Night games	10-2 trailing	3-5
vs Left starter	11-2 tied	1-0
vs Right starter	14-3		
1-Run games	4-1	Hit 0 home runs	5-1
2-Run games	3-1	... 1 home run	8-3
5+Run games	13-2	... 2+ home runs	12-1
Extra innings	3-0		
Shutouts	2-1	Opponent 0 home runs	12-1
	 1 home run	8-3
Scoring 0-2 runs	0-3 2+ HRs	5-1
..... 3-5 runs	3-1		
..... 6-9 runs	15-1	Made 0 errors	15-1
..... 10+ runs	7-0 1 error	6-2
	 2+ errors	4-2
Opponent 0-2 runs	9-2		
..... 3-5 runs	11-0	Opp. made 0 errors	8-2
..... 6-9 runs	5-1 1 error	13-1
..... 10+ runs	0-2 2+ errors	4-2
Scored in 1st inning	8-1	Out-hit opponent	17-0
Opp. scored in 1st	7-1	Out-hit by opponent	5-5
Scores first	14-1	Hits are tied	3-0
Opp. scores first	11-4		

Record when team scores:

Runs	0	1	2	3	4	5	6	7	8	9	10+
W-L	0-1	0-2	0-0	1-0	2-0	0-1	5-1	4-0	2-0	4-0	7-0

Record when opponent scores:

Runs	0	1	2	3	4	5	6	7	8	9	10+
W-L	2-0	5-0	2-2	4-0	3-0	4-0	2-0	1-0	1-1	1-0	0-2

Record when leading after:

Inn.	1	2	3	4	5	6	7	8
W-L	7-1	9-1	12-0	17-0	14-0	16-0	18-0	20-0

Record when trailing after:

Inn.	1	2	3	4	5	6	7	8
W-L	6-1	8-2	7-4	6-4	8-5	7-5	6-5	3-5

Record when tied after:

Inn.	1	2	3	4	5	6	7	8
W-L	12-3	8-2	6-1	2-1	2-0	1-0	0-0	1-0

Current losing streak: 1

Longest winning streak: 12

Longest losing streak: 3

Home attendance : 95760 (19 dates avg = 5040)

Away attendance : 90862 (11 dates avg = 8260)

Total attendance: 186622 (30 dates avg = 6220)



||| MISCELLANEOUS STATS

Multiple Hit Games	2	3	4	5+	Total
Brady Slavens	8	2	-	-	10
Christian Franklin	7	2	1	-	10
Robert Moore	6	3	1	-	10
Cayden Wallace	4	4	-	-	8
Jalen Battles	5	2	-	-	7
Casey Opitz	4	1	-	-	5
Matt Goodheart	2	2	1	-	5
Jacob Nesbit	2	-	-	-	2
Charlie Welch	2	-	-	-	2
Cullen Smith	2	-	-	-	2
Zack Gregory	1	-	-	-	1
Dylan Leach	1	-	-	-	1
Ethan Bates	1	-	-	-	1
TEAM	45	16	3	0	64

Multiple RBI Games	2	3	4	5+	Total
Brady Slavens	3	2	2	1	8
Christian Franklin	4	2	1	-	7
Jalen Battles	4	1	1	-	6
Robert Moore	4	-	1	1	6
Matt Goodheart	5	-	-	-	5
Cayden Wallace	3	1	-	-	4
Casey Opitz	3	-	-	-	3
Charlie Welch	3	-	-	-	3
Cullen Smith	1	1	-	-	2
Jacob Nesbit	-	1	-	1	2
Dylan Leach	1	-	-	-	1
Ethan Bates	1	-	-	-	1
Braydon Webb	1	-	-	-	1
Zack Gregory	-	1	-	-	1
TEAM	33	9	5	3	50

Hitting Streaks	Longest	Current
Casey Opitz	11	1
Cayden Wallace	11	2
Robert Moore	9	4
Cullen Smith	7	-
Brady Slavens	7	1
Matt Goodheart	6	2
Christian Franklin	5	2
Zack Gregory	5	1
Braydon Webb	4	1
Jalen Battles	4	4
Jacob Nesbit	4	1
Charlie Welch	4	-
Dylan Leach	3	3
Ethan Bates	2	-
Zac White	1	1

Reached Base Streaks	Longest	Current
Matt Goodheart	17	5
Cayden Wallace	11	2
Casey Opitz	11	1
Cullen Smith	10	1
Robert Moore	9	6
Zack Gregory	9	9
Braydon Webb	8	1
Brady Slavens	7	6
Jalen Battles	7	6
Christian Franklin	6	6
Dylan Leach	6	6
Jacob Nesbit	4	1
Charlie Welch	4	2
Zac White	3	3
Ethan Bates	2	-

**Starting Lineup By Position
(Team W-L record when starter)**

PITCHER:		
Lael Lockhart	7	(6-1)
Peyton Palette	6	(4-2)
Zebulon Vermillion	6	(6-0)
Patrick Wicklander	4	(2-2)
Caleb Bolden	4	(4-0)
Kole Ramage	2	(2-0)
Miller Pleimann	1	(1-0)
CATCHER:		
Casey Opitz	23	(19-4)
Dylan Leach	7	(6-1)
FIRST BASE:		
Brady Slavens	23	(19-4)
Cullen Smith	4	(4-0)
Matt Goodheart	2	(2-0)
Casey Opitz	1	(0-1)
SECOND BASE:		
Robert Moore	28	(23-5)
Jacob Nesbit	2	(2-0)
THIRD BASE:		
Cullen Smith	19	(15-4)
Jacob Nesbit	9	(8-1)
Cayden Wallace	1	(1-0)
Ethan Bates	1	(1-0)
SHORTSTOP:		
Jalen Battles	29	(24-5)
Robert Moore	1	(1-0)
LEFT FIELD:		
Braydon Webb	16	(13-3)
Zack Gregory	13	(11-2)
Ethan Bates	1	(1-0)
CENTER FIELD:		
Christian Franklin	29	(24-5)
Braydon Webb	1	(1-0)
RIGHT FIELD:		
Cayden Wallace	26	(21-5)
Brady Slavens	2	(2-0)
Zac White	1	(1-0)
Ethan Bates	1	(1-0)
DESIGNATED HITTER:		
Matt Goodheart	20	(16-4)
Charlie Welch	5	(4-1)
Brady Slavens	3	(3-0)
Braydon Webb	1	(1-0)
Cayden Wallace	1	(1-0)

**Starting Lineup By Lineup Spot
(Team W-L record when starter)**

LEADOFF:		
Robert Moore	24	(21-3)
Braydon Webb	6	(4-2)
2ND SPOT:		
Christian Franklin	20	(17-3)
Matt Goodheart	9	(7-2)
Braydon Webb	1	(1-0)
3RD SPOT:		
Matt Goodheart	13	(11-2)
Cayden Wallace	8	(5-3)
Cullen Smith	5	(5-0)
Charlie Welch	2	(2-0)
Brady Slavens	1	(1-0)
Christian Franklin	1	(1-0)
CLEANUP:		
Cayden Wallace	16	(14-2)
Brady Slavens	9	(7-2)
Braydon Webb	4	(4-0)
Charlie Welch	1	(0-1)
5TH SPOT:		
Brady Slavens	18	(16-2)
Christian Franklin	8	(6-2)
Cullen Smith	2	(2-0)
Zack Gregory	1	(1-0)
Dylan Leach	1	(0-1)
6TH SPOT:		
Casey Opitz	19	(14-5)
Cullen Smith	3	(3-0)
Charlie Welch	2	(2-0)
Braydon Webb	2	(2-0)
Ethan Bates	2	(2-0)
Dylan Leach	1	(1-0)
Jalen Battles	1	(1-0)
7TH SPOT:		
Cullen Smith	11	(7-4)
Casey Opitz	5	(5-0)
Zack Gregory	4	(4-0)
Cayden Wallace	4	(4-0)
Jalen Battles	3	(3-0)
Braydon Webb	2	(2-0)
Robert Moore	1	(0-1)
8TH SPOT:		
Jalen Battles	18	(13-5)
Jacob Nesbit	6	(6-0)
Zack Gregory	2	(2-0)
Cullen Smith	2	(2-0)
Robert Moore	1	(1-0)
Ethan Bates	1	(1-0)
9TH SPOT:		
Jalen Battles	7	(7-0)
Zack Gregory	6	(4-2)
Jacob Nesbit	5	(4-1)
Dylan Leach	5	(5-0)
Robert Moore	3	(2-1)
Braydon Webb	3	(2-1)
Zac White	1	(1-0)



STARTERS SUMMARY

Player	GS	Position											Batting Order								
		p	c	1b	2b	3b	ss	lf	cf	rf	of	dh	1st	2nd	3rd	4th	5th	6th	7th	8th	9th
Robert Moore	29	.	.	.	28	.	1	24	1	1	3
Jalen Battles	29	29	1	3	18	7
Christian Franklin	29	29	20	1	.	8
Cayden Wallace	28	1	.	.	.	26	.	1	.	.	8	16	.	.	4	.	.
Brady Slavens	28	.	.	23	2	.	3	.	.	1	9	18
Casey Opitz	24	.	23	1	19	5	.	.
Cullen Smith	23	.	.	4	.	19	5	.	2	3	11	2	.
Matt Goodheart	22	.	.	2	20	.	9	13
Braydon Webb	18	16	1	.	.	1	6	1	.	4	.	2	2	.	3
Zack Gregory	13	13	1	.	4	2	6
Jacob Nesbit	11	.	.	.	2	9	6	5
Lael Lockhart	7	7
Dylan Leach	7	.	7	1	1	.	.	5
Zebulon Vermillio	6	6
Peyton Pallette	6	6
Charlie Welch	5	5	.	.	2	1	.	2	.	.	.
Caleb Bolden	4	4
Patrick Wicklander	4	4
Ethan Bates	3	1	.	1	.	1	2	.	1	.
Kole Ramage	2	2
Zac White	1	1	1
Miller Pleimann	1	1

#27 Blake Adams - 4 appearances (All games)

Date	Opponent	GS	IP	H	R	ER	BB	SO	2B	3B	HR	WP	BK	HBP	IBB	Score	W-L	Sv	ERA	NP
Mar 06	MURRAY STATE		2.1	3	1	1	0	2	0	0	0	0	0	0	0	11-6	1-0	0	3.86	28
Mar 14	at Louisiana Tech		2.0	1	0	0	0	2	0	0	0	0	0	0	0	0-2	1-0	0	2.08	26
Mar 19	ALABAMA		0.2	5	6	5	2	0	1	0	1	0	0	0	0	1-16	1-0	0	10.80	37
Mar 24	MEMPHIS		0.1	1	1	1	2	1	0	0	0	0	0	0	0	9-4	1-0	0	11.81	20
Totals		0	5.1	10	8	7	4	5	1	0	1	0	0	0	0	21-28	1-0	0	11.81	-

#26 Ethan Bates - 7 games (All games)

Date	Opponent	Pos	AB	R	H	RBI	2B	3B	HR	BB	SB	CS	HBP	SAC	SF	GDP	K	PO	A	E	Avg
Feb 27	SE MISSOURI ST	ph/3	1	0	0	0	0	0	0	0	0	0	0	0	0	0	0	0	0	0	.000
Feb 28	SE MISSOURI ST	*of	2	0	1	1	0	0	0	1	0	0	0	0	0	0	0	0	0	0	.333
Mar 16	OKLAHOMA	ph	1	0	0	0	0	0	0	0	0	0	0	0	0	0	1	0	0	0	.250
Mar 23	MEMPHIS	ph/2	0	1	0	0	0	0	0	0	0	0	0	0	0	0	0	0	0	0	.250
Mar 24	MEMPHIS	*of	5	0	2	2	0	0	0	0	0	0	0	0	0	0	0	0	0	0	.333
Mar 30	CENTRAL ARKAN	*3b	6	1	1	0	1	0	0	0	0	0	0	0	0	0	1	0	3	0	.267
Apr 07	LITTLE ROCK	ph	1	0	0	0	0	0	0	0	0	0	0	0	0	0	0	0	0	0	.250
Totals		3gs	16	2	4	3	1	0	0	1	0	0	0	0	0	0	2	0	3	0	.250

On base pct. .294 • Slugging pct. .312

#4 Jalen Battles - 29 games (All games)

Date	Opponent	Pos	AB	R	H	RBI	2B	3B	HR	BB	SB	CS	HBP	SAC	SF	GDP	K	PO	A	E	Avg
Feb 20	vs Texas Tech	*ss	5	2	3	3	1	0	0	0	0	0	0	0	0	0	2	3	3	1	.600
Feb 21	vs Texas	*ss	4	0	1	0	0	0	0	0	0	0	0	0	0	0	0	1	2	0	.444
Feb 22	vs TCU	*ss	4	1	1	0	0	0	0	0	0	0	0	0	0	0	3	0	2	0	.385
Feb 25	SE MISSOURI ST	*ss	5	1	2	2	0	0	0	0	0	0	0	0	0	0	2	1	4	0	.389
Feb 26	SE MISSOURI ST	*ss	4	0	0	0	0	0	0	0	0	0	0	0	0	0	1	1	5	0	.318
Feb 27	SE MISSOURI ST	*ss	4	1	2	1	2	0	0	1	0	0	0	0	0	0	1	1	2	0	.346
Feb 28	SE MISSOURI ST	*ss	3	0	2	2	1	0	0	0	1	0	0	0	0	0	0	0	2	0	.379
Mar 05	MURRAY STATE	*ss	4	1	1	0	0	0	0	0	0	0	0	0	0	0	2	0	0	1	.364
Mar 06	MURRAY STATE	*ss	3	1	0	1	0	0	0	1	1	0	0	0	0	0	0	3	3	0	.333
Mar 07	MURRAY STATE	*ss	2	1	0	1	0	0	0	1	0	0	0	0	1	0	0	2	2	0	.316
Mar 12	at Louisiana Tech	*ss	2	2	1	2	0	0	1	3	0	1	0	0	0	0	1	1	2	1	.325
Mar 13	at Louisiana Tech	*ss	3	1	1	0	1	0	0	2	0	0	0	0	0	0	1	2	5	0	.326
Mar 14	at Louisiana Tech	*ss	3	0	0	0	0	0	0	0	0	0	0	0	0	0	1	1	4	0	.304
Mar 16	OKLAHOMA	*ss	3	0	0	0	0	0	0	0	0	0	0	0	0	0	2	1	2	1	.286
Mar 19	ALABAMA	*ss	4	0	0	0	0	0	0	0	0	0	0	0	0	0	4	2	5	0	.264
Mar 20	ALABAMA	*ss	3	0	1	2	0	0	0	0	0	0	0	0	1	0	2	0	4	0	.268
Mar 21	ALABAMA	*ss	4	0	1	0	0	0	0	0	0	0	0	0	0	0	0	3	4	0	.267
Mar 23	MEMPHIS	*ss	3	0	0	0	0	0	0	0	0	0	1	0	0	0	1	2	3	0	.254
Mar 26	at Mississippi State	*ss	3	1	1	0	0	0	0	1	0	0	0	0	0	0	2	1	4	0	.258
Mar 27	at Mississippi State	*ss	5	1	1	1	0	0	0	0	0	0	0	0	0	0	1	4	2	0	.254
Mar 28	at Mississippi State	*ss	4	1	2	1	0	0	0	0	0	0	0	0	0	0	0	3	4	0	.267
Mar 30	CENTRAL ARKAN	*ss	5	3	3	4	0	0	2	1	0	0	0	0	0	0	0	2	2	0	.287
Apr 01	AUBURN	*ss	3	0	0	0	0	0	0	0	0	0	0	0	0	0	1	2	1	1	.277
Apr 02	AUBURN	*ss	3	1	0	0	0	0	0	1	1	0	0	0	0	0	0	2	1	0	.267
Apr 03	AUBURN	*ss	4	0	0	0	0	0	0	1	0	0	0	0	0	0	1	2	6	0	.256
Apr 06	LITTLE ROCK	*ss	3	1	1	1	0	0	0	0	0	0	1	0	0	0	1	0	4	1	.258
Apr 07	LITTLE ROCK	*ss	3	2	1	0	0	0	0	1	1	0	0	0	0	0	0	1	1	1	.260
Apr 10	at Ole Miss-1	*ss	4	0	1	0	0	0	0	1	1	0	0	0	0	0	0	1	2	0	.260
Apr 10	at Ole Miss-2	*ss	5	0	2	1	0	0	0	0	0	0	0	0	0	0	1	0	5	0	.267
Totals		29gs	105	21	28	22	5	0	3	14	5	1	2	0	2	0	30	42	86	7	.267

On base pct. .358 • Slugging pct. .400

#31 Caleb Bolden - 2 games (All games)

Date	Opponent	Pos	AB	R	H	RBI	2B	3B	HR	BB	SB	CS	HBP	SAC	SF	GDP	K	PO	A	E	Avg
Mar 14	at Louisiana Tech	p	0	0	0	0	0	0	0	0	0	0	0	0	0	0	0	1	0	0	.000
Apr 07	LITTLE ROCK	*p	0	0	0	0	0	0	0	0	0	0	0	0	0	0	0	0	2	0	.000
Totals		1gs	0	0	0	0	0	0	0	0	0	0	0	0	0	0	0	1	2	0	.000

On base pct. .000 • Slugging pct. .000

#31 Caleb Bolden - 8 appearances (All games)

Date	Opponent	GS	IP	H	R	ER	BB	SO	2B	3B	HR	WP	BK	HBP	IBB	Score	W-L	Sv	ERA	NP
Feb 21	vs Texas		4.0	0	0	0	1	7	0	0	0	0	0	1	0	4-0	0-0	1	0.00	56
Feb 25	SE MISSOURIST	*	0.1	1	3	3	2	0	0	0	0	0	0	1	0	6-5	0-0	1	6.23	27
Mar 06	MURRAY STATE	*	1.2	4	4	1	1	3	3	0	1	1	0	0	0	11-6	0-0	1	6.00	44
Mar 14	at Louisiana Tech		1.0	0	0	0	0	0	0	0	0	0	0	0	0	0-2	0-0	1	5.14	11
Mar 23	MEMPHIS	*	4.2	1	1	1	3	3	0	1	0	1	0	1	0	14-1	0-0	1	3.86	58
Mar 27	at Mississippi State		1.0	1	1	1	0	0	0	0	1	0	0	0	0	11-5	0-0	1	4.26	15
Mar 30	CENTRAL ARKAN		0.2	0	4	4	2	0	0	0	0	0	0	2	0	21-8	0-0	1	6.75	24
Apr 07	LITTLE ROCK	*	4.0	4	0	0	2	4	0	0	0	0	0	0	0	10-3	1-0	1	5.19	62
Totals		4	17.1	11	13	10	11	17	3	1	2	2	0	5	0	77-30	1-0	1	5.19	

#35 Ryan Costeiu - 1 game (All games)

Date	Opponent	Pos	AB	R	H	RBI	2B	3B	HR	BB	SB	CS	HBP	SAC	SF	GDP	K	PO	A	E	Avg
Mar 28	at Mississippi State	p	0	0	0	0	0	0	0	0	0	0	0	0	0	0	0	0	1	0	.000
Totals		0gs	0	0	0	0	0	0	0	0	0	0	0	0	0	0	0	0	1	0	.000

On base pct. .000 • Slugging pct. .000

#35 Ryan Costeiu - 12 appearances (All games)

Date	Opponent	GS	IP	H	R	ER	BB	SO	2B	3B	HR	WP	BK	HBP	IBB	Score	W-L	Sv	ERA	NP
Feb 20	vs Texas Tech		1.0	0	2	2	2	0	0	0	0	1	0	0	0	13-9	0-0	0	18.00	21
Feb 22	vs TCU		1.0	0	0	0	0	2	0	0	0	0	0	0	0	4-1	1-0	0	9.00	17
Feb 25	SE MISSOURI ST		0.2	0	0	0	0	1	0	0	0	0	0	0	0	6-5	1-0	0	6.75	6
Mar 05	MURRAY STATE		0.1	0	0	0	2	1	0	0	0	0	0	0	0	7-6	1-0	0	6.00	14
Mar 07	MURRAY STATE		1.0	0	0	0	1	0	0	0	0	0	0	0	0	6-0	1-0	0	4.50	12
Mar 12	at Louisiana Tech		0.1	2	2	2	0	1	0	1	0	0	0	0	0	9-7	1-0	0	8.31	6
Mar 16	OKLAHOMA		1.2	2	0	0	1	2	0	0	0	0	0	0	0	5-8	1-0	0	6.00	36
Mar 23	MEMPHIS		1.1	1	0	0	0	3	0	0	0	0	0	0	0	14-1	2-0	0	4.91	18
Mar 28	at Mississippi State		1.2	2	2	2	0	3	0	0	2	0	0	0	0	6-4	3-0	0	6.00	26
Apr 03	AUBURN		2.0	0	0	0	0	1	0	0	0	0	0	0	0	6-5	3-0	0	4.91	21
Apr 06	LITTLE ROCK		1.1	1	0	0	0	1	0	0	0	0	0	0	0	7-2	4-0	0	4.38	11
Apr 10	at Ole Miss-1		0.1	0	0	0	0	1	0	0	0	0	0	1	0	7-3	5-0	0	4.26	4
Totals		0	12.2	8	6	6	6	16	0	1	2	1	0	1	0	90-51	5-0	0	4.26	

#25 Christian Franklin - 29 games (All games)

Date	Opponent	Pos	AB	R	H	RBI	2B	3B	HR	BB	SB	CS	HBP	SAC	SF	GDP	K	PO	A	E	Avg
Feb 20	vs Texas Tech	*of	5	0	0	0	0	0	0	1	0	0	0	0	0	0	4	5	0	0	.000
Feb 21	vs Texas	*of	3	1	1	0	0	0	0	1	0	0	0	0	0	0	0	3	0	0	.125
Feb 22	vs TCU	*of	4	1	1	1	0	1	0	0	0	0	0	0	0	0	1	1	0	0	.167
Feb 25	SE MISSOURI ST	*of	4	1	1	2	0	0	1	1	0	0	0	0	0	0	1	2	0	0	.188
Feb 26	SE MISSOURI ST	*of	4	1	1	1	0	0	1	0	0	0	0	0	0	0	1	0	0	0	.200
Feb 27	SE MISSOURI ST	*of	5	2	4	3	0	0	1	0	2	0	0	0	0	0	1	2	0	0	.320
Feb 28	SE MISSOURI ST	*of	4	1	0	0	0	0	0	0	0	0	0	0	0	0	1	1	0	0	.276
Mar 05	MURRAY STATE	*of	3	1	1	0	0	0	0	2	0	0	0	0	0	0	2	2	0	0	.281
Mar 06	MURRAY STATE	*of	4	1	3	4	1	0	0	1	0	1	0	0	0	0	1	1	0	0	.333
Mar 07	MURRAY STATE	*of	3	1	0	0	0	0	0	1	0	0	1	0	0	0	2	2	0	0	.308
Mar 12	at Louisiana Tech	*of	5	1	0	0	0	0	0	0	0	0	1	0	0	0	1	2	0	0	.273
Mar 13	at Louisiana Tech	*of	4	1	2	0	0	0	0	1	2	0	0	0	0	0	0	6	0	0	.292
Mar 14	at Louisiana Tech	*of	3	0	0	0	0	0	0	0	0	0	1	0	0	0	1	2	0	0	.275
Mar 16	OKLAHOMA	*of	4	1	0	0	0	0	0	0	0	0	0	0	0	0	2	1	0	0	.255
Mar 19	ALABAMA	*of	3	1	3	1	0	0	1	1	0	0	0	0	0	0	0	2	0	0	.293
Mar 20	ALABAMA	*of	4	1	1	0	1	0	0	1	0	0	0	0	0	0	3	3	0	0	.290
Mar 21	ALABAMA	*of	2	1	0	0	0	0	0	1	0	0	1	0	0	0	1	0	0	0	.281
Mar 23	MEMPHIS	*of	5	2	2	2	1	0	0	1	0	0	0	0	0	0	1	1	0	0	.290
Mar 26	at Mississippi State	*of	5	2	2	2	0	0	2	0	0	0	0	0	0	0	2	5	0	0	.297
Mar 27	at Mississippi State	*of	4	2	2	3	1	0	1	0	0	0	1	0	0	0	1	1	0	0	.308
Mar 28	at Mississippi State	*of	4	0	0	0	0	0	0	0	0	0	0	0	0	0	1	3	0	0	.293
Mar 30	CENTRAL ARKAN	*of	3	3	2	1	1	0	0	1	0	0	0	0	0	1	0	2	0	0	.306
Apr 01	AUBURN	*of	3	0	0	0	0	0	0	0	0	0	0	0	0	1	0	0	0	0	.295
Apr 02	AUBURN	*of	4	1	2	0	1	0	0	0	0	0	0	0	0	0	1	1	0	0	.304
Apr 03	AUBURN	*of	4	1	1	1	0	0	0	1	0	0	1	0	0	2	0	3	0	0	.302
Apr 06	LITTLE ROCK	*of	4	1	2	1	2	0	0	0	0	0	0	0	0	0	2	3	0	0	.310
Apr 07	LITTLE ROCK	*of	3	1	0	0	0	0	0	2	0	0	0	0	0	0	1	3	1	0	.301
Apr 10	at Ole Miss-1	*of	3	1	1	2	0	0	0	2	0	0	0	0	0	0	0	1	0	0	.302
Apr 10	at Ole Miss-2	*of	5	1	1	1	0	0	1	0	0	1	0	0	0	0	3	4	0	0	.297
Totals		29gs	111	31	33	25	8	1	8	18	4	2	6	0	0	4	34	62	1	0	.297

On base pct. .422 • Slugging pct. .604

#10 Matt Goodheart - 23 games (All games)

Date	Opponent	Pos	AB	R	H	RBI	2B	3B	HR	BB	SB	CS	HBP	SAC	SF	GDP	K	PO	A	E	Avg
Feb 27	SE MISSOURI ST	*dh	3	1	1	1	0	0	0	2	1	0	0	0	0	0	1	0	0	0	.333
Feb 28	SE MISSOURI ST	*dh	3	1	2	2	0	0	1	0	0	0	0	0	0	0	0	0	0	0	.500
Mar 05	MURRAY STATE	*dh	5	1	1	0	0	0	0	0	0	0	0	0	0	0	0	0	0	0	.364
Mar 06	MURRAY STATE	*dh	5	0	1	0	0	0	0	0	0	0	0	0	0	0	1	0	0	0	.312
Mar 07	MURRAY STATE	*dh	3	1	1	0	0	0	0	1	0	0	0	0	0	0	1	0	0	0	.316
Mar 12	at Louisiana Tech	*dh	4	1	1	2	0	0	1	1	0	0	0	0	0	0	1	0	0	0	.304
Mar 13	at Louisiana Tech	*dh	3	1	0	0	0	0	0	1	0	0	1	0	0	0	1	0	0	0	.269
Mar 14	at Louisiana Tech	*dh	3	0	1	0	1	0	0	1	0	0	0	0	0	0	0	0	0	0	.276
Mar 16	OKLAHOMA	*dh	3	1	0	0	0	0	0	0	0	0	1	0	0	0	1	0	0	0	.250
Mar 19	ALABAMA	*dh	4	0	1	0	0	0	0	0	0	0	0	0	0	1	1	0	0	0	.250
Mar 20	ALABAMA	*dh	4	0	1	1	0	0	0	0	0	0	0	0	0	0	2	0	0	0	.250
Mar 21	ALABAMA	*dh	3	0	0	0	0	0	0	1	0	0	0	0	0	1	0	0	0	0	.233
Mar 24	MEMPHIS	*1b	5	1	4	2	0	0	1	0	0	0	0	0	0	0	0	12	0	0	.292
Mar 26	at Mississippi State	*dh	5	1	2	2	0	0	1	0	0	0	0	0	0	0	1	0	0	0	.302
Mar 27	at Mississippi State	*dh	5	1	1	2	0	0	1	0	0	0	0	0	0	0	1	0	0	0	.293
Mar 28	at Mississippi State	*dh	4	1	1	1	0	0	1	1	0	0	0	0	0	0	3	0	0	0	.290
Mar 30	CENTRAL ARKAN	*1b	5	2	3	1	0	0	0	1	1	0	0	0	0	0	1	10	1	0	.313
Apr 01	AUBURN	*dh	4	0	0	0	0	0	0	0	0	0	0	0	0	1	0	0	0	0	.296
Apr 02	AUBURN	*dh	2	0	0	0	0	0	0	2	0	0	0	0	0	0	1	0	0	0	.288
Apr 03	AUBURN	*dh	3	1	1	1	0	0	0	2	0	0	0	0	0	0	0	0	0	0	.289
Apr 06	LITTLE ROCK	*dh	4	0	0	0	0	0	0	1	0	0	0	0	0	1	2	0	0	0	.275
Apr 10	at Ole Miss-1	*dh	4	3	3	0	0	0	0	1	0	0	0	0	0	0	0	0	0	0	.298
Apr 10	at Ole Miss-2	ph/of	2	1	1	0	0	0	0	0	0	0	0	0	0	0	1	0	1	0	.302
Totals		22gs	86	18	26	15	1	0	6	15	2	0	2	0	0	4	19	22	2	0	.302

On base pct. .417 • Slugging pct. .523



III INDIVIDUAL GAME-BY-GAME

#58 Evan Gray - 2 games (All games)

Date	Opponent	Pos	AB	R	H	RBI	2B	3B	HR	BB	SB	CS	HBP	SAC	SF	GDP	K	PO	A	E	Avg
Feb 25	SE MISSOURI ST	p	0	0	0	0	0	0	0	0	0	0	0	0	0	0	0	1	0	0	.000
Mar 30	CENTRAL ARKAN	p	0	0	0	0	0	0	0	0	0	0	0	0	0	0	0	0	0	1	.000
Totals		0gs	0	0	0	0	0	0	0	0	0	0	0	0	0	0	0	1	0	1	.000

On base pct. .000 • Slugging pct. .000

#58 Evan Gray - 6 appearances (All games)

Date	Opponent	GS	IP	H	R	ER	BB	SO	2B	3B	HR	WP	BK	HBP	IBB	Score	W-L	Sv	ERA	NP
Feb 25	SE MISSOURI ST		1.0	1	0	0	0	1	0	0	0	0	0	0	0	6-5	0-0	0	0.00	11
Mar 07	MURRAY STATE		1.0	0	0	0	1	2	0	0	0	2	0	0	0	6-0	0-0	0	0.00	17
Mar 16	OKLAHOMA		0.1	2	1	1	0	1	0	0	0	3	0	0	0	5-8	0-0	0	3.86	19
Mar 24	MEMPHIS		1.0	0	0	0	0	0	0	0	0	0	0	0	0	9-4	0-0	0	2.70	7
Mar 30	CENTRAL ARKAN		1.0	1	0	0	0	0	0	0	0	0	0	0	0	21-8	0-0	0	2.08	12
Apr 07	LITTLE ROCK		1.0	2	2	2	1	0	0	0	0	1	0	0	0	10-3	0-0	0	5.06	26
Totals		0	5.1	6	3	3	2	4	0	0	0	6	0	0	0	57-28	0-0	0	5.06	-

#3 Zack Gregory - 22 games (All games)

Date	Opponent	Pos	AB	R	H	RBI	2B	3B	HR	BB	SB	CS	HBP	SAC	SF	GDP	K	PO	A	E	Avg
Feb 20	vs Texas Tech	ph/of	2	0	1	0	0	0	0	0	0	0	0	0	0	0	1	0	0	0	.500
Feb 22	vs TCU	ph/of	1	0	0	0	0	0	0	0	0	0	0	1	0	0	0	0	0	0	.333
Feb 25	SE MISSOURI ST	*of	3	1	1	0	0	0	0	0	0	0	2	0	0	0	2	2	0	0	.333
Feb 26	SE MISSOURI ST	pr	0	0	0	0	0	0	0	0	0	0	0	0	0	0	0	0	0	0	.333
Feb 27	SE MISSOURI ST	*of	2	0	0	0	0	0	0	1	0	0	0	0	0	0	2	0	0	0	.250
Mar 05	MURRAY STATE	ph/of	0	1	0	0	0	0	0	1	0	0	0	0	0	0	0	0	0	0	.250
Mar 06	MURRAY STATE	*of	1	2	1	1	0	0	1	1	0	0	1	0	0	0	0	1	0	0	.333
Mar 07	MURRAY STATE	*of	1	1	0	0	0	0	0	3	0	0	0	0	0	0	1	3	0	0	.300
Mar 12	at Louisiana Tech	ph/of	2	0	1	1	0	0	0	0	0	0	1	0	0	0	1	0	0	0	.333
Mar 13	at Louisiana Tech	*of	2	0	0	1	0	0	0	0	0	0	0	0	1	0	1	2	0	0	.286
Mar 14	at Louisiana Tech	pr	0	0	0	0	0	0	0	0	0	0	0	0	0	0	0	0	0	0	.286
Mar 16	OKLAHOMA	*of	4	0	1	0	0	0	0	0	0	0	0	0	0	0	2	4	0	0	.278
Mar 19	ALABAMA	*of	4	0	0	0	0	0	0	0	0	0	0	0	0	1	1	6	0	0	.227
Mar 23	MEMPHIS	pr	1	1	1	1	1	0	0	0	0	0	0	0	0	0	0	0	0	0	.261
Mar 24	MEMPHIS	*of	3	1	2	3	0	0	1	0	0	0	1	0	1	0	0	3	0	0	.308
Mar 30	CENTRAL ARKAN	*of	5	2	1	1	0	0	0	1	0	0	0	0	0	0	1	1	0	0	.290
Apr 01	AUBURN	ph	0	0	0	0	0	0	0	1	0	0	0	0	0	0	0	0	0	0	.290
Apr 02	AUBURN	ph/of	1	1	1	1	0	1	0	0	0	0	1	0	0	0	0	1	0	0	.312
Apr 03	AUBURN	*of	3	1	1	1	1	0	0	1	0	0	1	0	0	0	0	1	0	0	.314
Apr 06	LITTLE ROCK	*of	2	1	0	0	0	0	0	1	0	0	0	1	0	0	0	1	0	0	.297
Apr 07	LITTLE ROCK	*of	2	0	0	0	0	0	0	2	1	0	0	0	0	0	2	2	0	0	.282
Apr 10	at Ole Miss-1	*of	2	0	1	1	0	0	0	1	0	0	0	0	0	0	0	1	0	0	.293
Totals		13gs	41	12	12	11	2	1	2	13	1	0	7	2	2	1	14	28	0	0	.293

On base pct. .508 • Slugging pct. .537

#45 Kevin Kopps - 3 games (All games)

Date	Opponent	Pos	AB	R	H	RBI	2B	3B	HR	BB	SB	CS	HBP	SAC	SF	GDP	K	PO	A	E	Avg
Feb 28	SE MISSOURI ST	p	0	0	0	0	0	0	0	0	0	0	0	0	0	0	0	1	0	0	.000
Mar 12	at Louisiana Tech	p	0	0	0	0	0	0	0	0	0	0	0	0	0	0	0	1	0	0	.000
Mar 21	ALABAMA	p	0	0	0	0	0	0	0	0	0	0	0	0	0	0	0	1	0	0	.000
Totals		0gs	0	0	0	0	0	0	0	0	0	0	0	0	0	0	0	3	0	0	.000

On base pct. .000 • Slugging pct. .000

#45 Kevin Kopps - 14 appearances (All games)

Date	Opponent	GS	IP	H	R	ER	BB	SO	2B	3B	HR	WP	BK	HBP	IBB	Score	W-L	Sv	ERA	NP
Feb 20	vs Texas Tech		1.0	2	1	1	1	2	0	0	0	1	0	0	0	13-9	0-0	0	9.00	19
Feb 22	vs TCU		2.0	0	0	0	0	2	5	0	0	0	0	0	0	4-1	0-0	1	3.00	43
Feb 26	SE MISSOURI ST		1.0	1	0	0	0	2	0	0	0	0	0	0	0	7-3	0-0	1	2.25	13
Feb 28	SE MISSOURI ST		1.1	1	1	1	0	1	0	0	1	0	0	0	0	11-4	1-0	1	3.38	15
Mar 05	MURRAY STATE		0.2	0	0	0	0	1	2	0	0	0	1	0	0	7-6	2-0	1	3.00	13
Mar 07	MURRAY STATE		1.0	0	0	0	0	3	0	0	0	0	0	0	0	6-0	2-0	1	2.57	11
Mar 12	at Louisiana Tech		2.0	2	0	0	0	1	2	1	0	0	0	0	0	9-7	3-0	1	2.00	39
Mar 16	OKLAHOMA		0.2	1	0	0	0	1	0	0	0	1	0	0	0	5-8	3-0	1	1.86	8
Mar 21	ALABAMA		3.1	1	0	0	0	4	0	0	0	0	0	0	0	3-1	4-0	1	1.38	41
Mar 27	at Mississippi State		4.0	2	0	0	0	1	7	0	0	0	0	0	0	11-5	4-0	2	1.06	56
Apr 01	AUBURN		3.0	1	0	0	0	1	8	0	0	0	0	0	0	1-2	4-0	2	0.90	39
Apr 02	AUBURN		1.0	0	0	0	0	2	0	0	0	0	0	0	0	6-5	4-0	3	0.86	12
Apr 03	AUBURN		1.0	1	0	0	0	1	0	0	0	0	0	0	0	6-5	4-0	3	0.82	25
Apr 10	at Ole Miss-1		3.0	5	0	0	0	1	4	0	0	0	0	0	0	7-3	4-0	4	0.72	41
Totals		0	25.0	17	2	2	8	44	1	0	1	3	0	0	1	96-59	4-0	4	0.72	-

#15 Dylan Leach - 10 games (All games)

Date	Opponent	Pos	AB	R	H	RBI	2B	3B	HR	BB	SB	CS	HBP	SAC	SF	GDP	K	PO	A	E	Avg
Feb 26	SE MISSOURI ST	*c	3	1	1	0	0	0	0	0	0	0	0	0	0	0	0	6	0	0	.333
Feb 28	SE MISSOURI ST	pr/c	0	1	0	0	0	0	0	1	0	0	0	0	0	0	0	2	1	0	.333
Mar 07	MURRAY STATE	*c	3	0	0	0	0	0	0	0	0	0	1	0	0	0	1	11	1	0	.167
Mar 13	at Louisiana Tech	c	1	0	0	0	0	0	0	0	0	0	0	0	0	0	0	1	0	0	.143
Mar 19	ALABAMA	c	0	0	0	0	0	0	0	1	0	0	0	0	0	0	0	1	0	0	.143
Mar 23	MEMPHIS	*c	2	2	1	0	0	0	0	3	0	0	0	0	0	0	0	8	3	0	.222
Mar 24	MEMPHIS	*c	4	0	0	0	0	0	0	1	0	0	0	0	0	0	2	6	4	0	.154
Mar 30	CENTRAL ARKAN	*c	5	3	2	2	1	0	1	1	0	0	0	0	0	0	1	7	0	0	.222
Apr 07	LITTLE ROCK	*c	4	1	1	1	0	1	0	0	0	0	0	0	0	0	1	8	1	0	.227
Apr 10	at Ole Miss-2	*c	1	1	1	1	0	0	0	1	0	0	1	0	0	0	0	7	0	0	.261
Totals		7gs	23	9	6	4	1	1	1	8	0	0	2	0	0	0	5	57	10	0	.261

On base pct. .485 • Slugging pct. .522

#18 Lael Lockhart - 2 games (All games)

Date	Opponent	Pos	AB	R	H	RBI	2B	3B	HR	BB	SB	CS	HBP	SAC	SF	GDP	K	PO	A	E	Avg
Mar 14	at Louisiana Tech	*p	0	0	0	0	0	0	0	0	0	0	0	0	0	0	0	0	1	0	.000
Mar 28	at Mississippi State	*p	0	0	0	0	0	0	0	0	0	0	0	0	0	0	0	1	0	0	.000
Totals		2gs	0	0	0	0	0	0	0	0	0	0	0	0	0	0	0	1	1	0	.000

On base pct. .000 • Slugging pct. .000

#18 Lael Lockhart - 7 appearances (All games)

Date	Opponent	GS	IP	H	R	ER	BB	SO	2B	3B	HR	WP	BK	HBP	IBB	Score	W-L	Sv	ERA	NP
Feb 22	vs TCU	*	4.1	2	1	1	2	8	0	0	0	0	0	2	0	4-1	0-0	0	2.08	78
Feb 28	SE MISSOURI ST	*	3.2	3	3	3	3	5	0	0	0	1	0	0	0	11-4	0-0	0	4.50	77
Mar 07	MURRAY STATE	*	5.0	5	0	0	1	6	0	0	0	0	0	0	0	6-0	1-0	0	2.77	76
Mar 14	at Louisiana Tech	*	5.0	4	2	2	1	3	0	0	0	0	0	1	0	0-2	1-1	0	3.00	66
Mar 21	ALABAMA	*	4.2	2	0	0	2	9	1	0	0	2	0	1	0	3-1	1-1	0	2.38	74
Mar 28	at Mississippi State	*	3.1	6	2	2	1	2	0	0	0	0	0	1	0	6-4	1-1	0	2.77	65
Apr 03	AUBURN	*	5.2	2	4	4	3	1	0	0	1	1	0	0	0	6-5	1-1	0	3.41	66
Totals		7	31.2	24	12	12	13	34	1	0	1	4	0	5	0	36-17	1-1	0	3.41	-

#50 Matthew Magre - 1 appearance (All games)

Date	Opponent	GS	IP	H	R	ER	BB	SO	2B	3B	HR	WP	BK	HBP	IBB	Score	W-L	Sv	ERA	NP
Feb 27	SE MISSOURI ST		0.2	0	0	0	1	1	0	0	0	0	0	0	0	9-3	0-0	0	0.00	10
Totals		0	0.2	0	0	0	1	1	0	0	0	0	0	0	0	9-3	0-0	0	0.00	-

#37 Caden Monke - 2 games (All games)

Date	Opponent	Pos	AB	R	H	RBI	2B	3B	HR	BB	SB	CS	HBP	SAC	SF	GDP	K	PO	A	E	Avg
Feb 25	SE MISSOURI ST	p	0	0	0	0	0	0	0	0	0	0	0	0	0	0	0	1	0	0	.000
Apr 06	LITTLE ROCK	p	0	0	0	0	0	0	0	0	0	0	0	0	0	0	0	0	2	0	.000
Totals		0gs	0	0	0	0	0	0	0	0	0	0	0	0	0	0	0	1	2	0	.000

On base pct. .000 • Slugging pct. .000

#37 Caden Monke - 11 appearances (All games)

Date	Opponent	GS	IP	H	R	ER	BB	SO	2B	3B	HR	WP	BK	HBP	IBB	Score	W-L	Sv	ERA	NP
Feb 20	vs Texas Tech		0.0	2	2	2	0	0	0	0	0	0	0	0	0	13-9	0-0	0	999.0	9
Feb 21	vs Texas		0.2	1	0	0	0	0	0	0	0	0	0	0	0	4-0	1-0	0	27.00	11
Feb 25	SE MISSOURIST		3.0	3	2	2	0	3	0	0	0	0	1	0	0	6-5	1-0	0	9.82	40
Feb 28	SE MISSOURIST		0.0	0	0	0	2	0	0	0	0	0	0	0	0	11-4	1-0	0	9.82	13
Mar 06	MURRAY STATE		1.0	0	0	0	2	1	0	0	0	0	0	0	0	11-6	1-0	0	7.71	19
Mar 16	OKLAHOMA		0.1	0	0	0	0	0	0	0	0	0	0	0	0	5-8	1-0	0	7.20	3
Mar 24	MEMPHIS		2.2	1	0	0	1	2	0	0	0	0	0	0	0	9-4	2-0	0	4.70	41
Mar 27	at Mississippi State		0.2	0	0	0	0	2	0	0	0	0	0	0	0	11-5	3-0	0	4.32	10
Mar 28	at Mississippi State		1.0	1	0	0	0	1	1	0	0	0	0	0	0	6-4	3-0	0	3.86	13
Apr 03	AUBURN		0.1	1	1	1	0	0	0	0	1	0	0	0	0	6-5	3-0	0	4.66	3
Apr 06	LITTLE ROCK		2.0	0	0	0	1	3	0	0	0	1	0	0	0	7-2	3-0	0	3.86	40
Totals		0	11.2	9	5	5	6	12	1	0	1	1	1	0	0	89-52	3-0	0	3.86	-

#1 Robert Moore - 29 games (All games)

Date	Opponent	Pos	AB	R	H	RBI	2B	3B	HR	BB	SB	CS	HBP	SAC	SF	GDP	K	PO	A	E	Avg
Feb 20	vs Texas Tech	*2b	3	1	2	1	0	0	0	2	2	0	0	0	1	0	0	1	4	0	.667
Feb 21	vs Texas	*2b	4	0	0	0	0	0	0	0	0	0	0	0	0	0	1	1	3	0	.286
Feb 22	vs TCU	*2b	5	0	0	0	0	0	0	0	0	0	0	0	0	0	3	1	2	0	.167
Feb 25	SE MISSOURI ST	*2b	5	0	1	0	0	0	0	0	0	0	0	0	0	0	2	2	2	0	.176
Feb 26	SE MISSOURI ST	*2b	4	2	2	2	0	0	1	0	0	0	0	0	0	0	1	0	2	0	.238
Feb 27	SE MISSOURI ST	*2b	4	3	2	1	0	0	0	1	1	0	0	0	0	0	0	3	5	1	.280
Feb 28	SE MISSOURI ST	*2b	3	1	1	0	1	0	0	1	0	0	0	0	0	0	1	1	1	0	.286
Mar 05	MURRAY STATE	*2b	4	3	3	4	0	0	2	1	1	0	0	0	0	0	0	1	1	0	.344
Mar 06	MURRAY STATE	*2b	4	1	1	0	0	0	0	1	1	0	0	0	0	0	0	3	0	1	.333
Mar 07	MURRAY STATE	*2b	4	1	3	0	0	0	0	1	0	0	0	0	0	0	1	2	3	0	.375
Mar 12	at Louisiana Tech	*2b	6	0	1	2	0	0	0	0	0	0	0	0	0	0	0	2	4	0	.348
Mar 13	at Louisiana Tech	*2b	5	0	1	0	0	0	0	0	0	0	0	0	0	0	1	1	2	0	.333
Mar 14	at Louisiana Tech	*2b	4	0	0	0	0	0	0	0	0	0	0	0	0	1	2	3	3	0	.309
Mar 16	OKLAHOMA	*2b	3	1	1	1	0	0	1	1	0	0	0	0	0	1	0	1	2	0	.310
Mar 19	ALABAMA	*2b	3	0	0	0	0	0	0	1	0	0	0	0	0	0	0	1	3	0	.295
Mar 20	ALABAMA	*2b	5	0	0	0	0	0	0	0	0	0	0	0	0	0	0	0	2	0	.273
Mar 21	ALABAMA	*2b	3	0	0	0	0	0	0	1	0	0	0	0	0	1	0	1	2	0	.261
Mar 24	MEMPHIS	*ss	6	1	1	0	1	0	0	0	0	0	0	0	0	1	0	0	3	0	.253
Mar 26	at Mississippi State	*2b	3	0	0	1	0	0	0	0	0	0	0	0	1	0	3	2	4	0	.244
Mar 27	at Mississippi State	*2b	5	0	2	0	0	0	0	0	0	0	0	0	0	0	3	0	4	0	.253
Mar 28	at Mississippi State	*2b	3	1	1	1	0	1	0	1	0	0	0	0	0	0	1	3	3	0	.256
Mar 30	CENTRAL ARKAN	*2b	4	4	4	6	1	1	1	1	0	0	1	0	0	0	0	4	0	0	.289
Apr 01	AUBURN	*2b	3	0	0	0	0	0	0	0	0	0	0	0	0	0	1	0	1	0	.280
Apr 02	AUBURN	*2b	5	0	1	1	0	0	0	0	0	0	0	0	0	0	1	1	2	0	.276
Apr 03	AUBURN	*2b	3	1	0	0	0	0	0	3	0	0	0	0	0	0	0	5	4	0	.267
Apr 06	LITTLE ROCK	*2b	4	1	2	2	1	0	0	0	0	0	0	0	1	0	0	3	4	0	.276
Apr 07	LITTLE ROCK	*2b	4	3	3	2	0	0	1	1	1	0	0	0	0	0	0	1	3	0	.294
Apr 10	at Ole Miss-1	*2b	4	2	1	0	1	0	0	1	0	0	0	0	0	0	3	3	2	0	.292
Apr 10	at Ole Miss-2	*2b	5	1	2	0	0	0	0	0	0	0	0	0	0	0	1	1	2	1	.297
Totals		29qs	118	27	35	24	5	2	6	17	6	0	1	0	3	4	25	43	77	3	.297

On base pct. .381 • Slugging pct. .525

#32 Zack Morris - 10 appearances (All games)

Date	Opponent	GS	IP	H	R	ER	BB	SO	2B	3B	HR	WP	BK	HBP	IBB	Score	W-L	Sv	ERA	NP
Feb 27	SE MISSOURI ST		0.2	0	0	0	0	2	0	0	0	0	0	0	0	9-3	0-0	0	0.00	9
Mar 05	MURRAY STATE		0.2	1	1	1	0	1	0	0	1	0	0	0	0	7-6	0-0	0	6.75	17
Mar 07	MURRAY STATE		1.0	1	0	0	0	0	0	0	0	0	0	0	0	6-0	0-0	0	3.86	6
Mar 12	at Louisiana Tech		0.2	0	0	0	0	0	0	0	0	0	0	0	0	9-7	0-0	0	3.00	4
Mar 16	OKLAHOMA		0.1	1	2	2	1	0	0	0	0	0	0	0	0	5-8	0-0	0	8.10	11
Mar 20	ALABAMA		1.0	1	0	0	0	2	1	0	0	0	0	0	0	9-1	0-0	0	6.23	19
Mar 23	MEMPHIS		1.0	0	0	0	0	1	0	0	0	0	0	0	0	14-1	0-0	0	5.06	11
Mar 28	at Mississippi State		1.0	1	0	0	0	0	0	0	0	0	0	0	0	6-4	0-0	0	4.26	14
Apr 06	LITTLE ROCK		1.0	1	0	0	1	0	0	0	0	0	0	0	0	7-2	0-0	0	3.68	19
Apr 10	at Ole Miss-2		1.0	2	0	0	0	2	0	0	0	0	0	0	0	6-13	0-0	0	3.24	21
Totals		0	8.1	8	3	3	2	8	1	0	1	0	0	0	0	78-45	0-0	0	3.24	-

#5 Jacob Nesbit - 18 games (All games)

Date	Opponent	Pos	AB	R	H	RBI	2B	3B	HR	BB	SB	CS	HBP	SAC	SF	GDP	K	PO	A	E	Avg
Feb 20	vs Texas Tech	*3b	2	1	0	0	0	0	0	1	0	0	0	0	0	0	2	0	0	0	.000
Feb 21	vs Texas	*3b	3	0	0	0	0	0	0	1	0	0	0	0	0	0	2	0	0	0	.000
Feb 22	vs TCU	*3b	1	0	0	0	0	0	0	1	0	0	0	0	0	0	1	0	1	0	.000
Feb 26	SE MISSOURI ST	pr/3b	0	0	0	0	0	0	0	0	0	0	0	0	0	0	0	0	1	0	.000
Mar 07	MURRAY STATE	*3b	4	1	1	3	0	0	1	0	0	0	0	0	0	0	2	0	2	0	.100
Mar 12	at Louisiana Tech	pr/3b	0	1	0	0	0	0	0	0	0	0	0	0	0	0	0	0	1	0	.100
Mar 13	at Louisiana Tech	ph/3	1	0	0	0	0	0	0	0	0	0	0	0	0	0	1	0	0	0	.091
Mar 19	ALABAMA	3b	2	0	1	0	0	0	0	0	0	0	0	0	0	0	1	1	1	0	.154
Mar 21	ALABAMA	pr/3b	0	0	0	0	0	0	0	0	0	0	0	0	0	0	0	0	0	0	.154
Mar 23	MEMPHIS	*2b/ss	5	1	2	5	0	0	1	0	0	0	0	0	0	0	0	2	1	0	.222
Mar 24	MEMPHIS	*2b	4	0	2	0	0	0	0	1	0	0	0	0	0	0	1	1	1	1	.273
Mar 28	at Mississippi State	*3b	3	0	1	1	0	0	0	1	0	0	0	0	0	0	1	0	3	0	.280
Apr 01	AUBURN	pr/3b	0	0	0	0	0	0	0	0	0	0	0	0	0	0	0	0	0	0	.280
Apr 02	AUBURN	*3b	2	0	0	0	0	0	0	0	0	0	0	0	0	0	0	0	1	0	.259
Apr 03	AUBURN	3b	1	0	0	0	0	0	0	1	0	0	0	0	0	0	0	0	1	0	.250
Apr 06	LITTLE ROCK	*3b	2	0	1	1	0	0	0	1	0	0	1	0	0	0	0	0	1	0	.267
Apr 10	at Ole Miss-1	*3b	4	0	0	0	0	0	0	0	0	0	0	0	0	0	1	0	1	0	.235
Apr 10	at Ole Miss-2	*3b	4	0	1	0	0	0	0	1	0	0	0	0	0	0	1	1	0	0	.237
Totals		11gs	38	4	9	10	0	0	2	8	0	0	1	0	0	0	13	5	15	1	.237

On base pct. .383 • Slugging pct. .395

#13 Connor Noland - 1 game (All games)

Date	Opponent	Pos	AB	R	H	RBI	2B	3B	HR	BB	SB	CS	HBP	SAC	SF	GDP	K	PO	A	E	Avg
Feb 26	SE MISSOURI ST	p	0	0	0	0	0	0	0	0	0	0	0	0	0	0	0	2	1	0	.000
Totals		0gs	0	0	0	0	0	0	0	0	0	0	0	0	0	0	0	2	1	0	.000

On base pct. .000 • Slugging pct. .000

#13 Connor Noland - 2 appearances (All games)

Date	Opponent	GS	IP	H	R	ER	BB	SO	2B	3B	HR	WP	BK	HBP	IBB	Score	W-L	Sv	ERA	NP
Feb 26	SE MISSOURI ST		4.2	2	1	0	0	5	0	0	0	0	0	0	0	7-3	1-0	0	0.00	55
Mar 05	MURRAY STATE		0.1	2	3	3	1	0	0	0	1	0	0	0	0	7-6	1-0	0	5.40	9
Totals		0	5.0	4	4	3	1	5	0	0	1	0	0	0	0	14-9	1-0	0	5.40	-



III INDIVIDUAL GAME-BY-GAME

#12 Casey Opitz - 25 games (All games)

Date	Opponent	Pos	AB	R	H	RBI	2B	3B	HR	BB	SB	CS	HBP	SAC	SF	GDP	K	PO	A	E	Avg
Feb 20	vs Texas Tech	*c	2	3	1	0	0	0	0	3	0	0	0	0	0	0	0	9	1	1	.500
Feb 21	vs Texas	*c	3	0	1	0	0	0	0	1	0	0	0	0	0	0	1	15	0	0	.400
Feb 22	vs TCU	*c	4	1	1	1	1	0	0	0	0	0	0	0	0	0	1	18	0	0	.333
Feb 25	SE MISSOURI ST	*c	5	1	2	0	1	0	0	0	0	0	0	0	0	0	0	9	4	0	.357
Feb 26	SE MISSOURI ST	*c	0	0	0	0	0	0	0	0	0	0	0	0	0	0	0	2	0	0	.357
Feb 27	SE MISSOURI ST	*c	5	0	2	0	0	0	0	0	0	0	0	0	0	0	0	11	1	0	.368
Feb 28	SE MISSOURI ST	*c	2	1	1	0	1	0	0	0	0	0	0	0	0	0	0	4	0	0	.381
Mar 05	MURRAY STATE	*c	4	0	2	2	1	1	0	0	0	0	0	0	0	0	0	17	2	0	.400
Mar 06	MURRAY STATE	*c	4	1	1	0	0	0	0	1	0	0	0	0	0	0	1	10	1	0	.379
Mar 12	at Louisiana Tech	*c	5	0	1	0	0	0	0	0	1	0	0	0	0	0	1	12	1	0	.353
Mar 13	at Louisiana Tech	*c	4	2	2	0	1	0	0	0	1	0	0	0	0	0	1	2	0	0	.368
Mar 14	at Louisiana Tech	*c	3	0	1	0	0	0	0	0	1	0	0	0	0	0	1	5	0	0	.366
Mar 16	OKLAHOMA	*c	4	0	0	0	0	0	0	0	0	0	0	0	0	0	1	9	2	1	.333
Mar 19	ALABAMA	*c	3	0	1	0	0	0	0	0	0	0	0	0	0	0	0	6	0	0	.333
Mar 20	ALABAMA	*c	4	3	3	2	0	0	1	0	0	0	0	0	0	0	1	8	0	0	.365
Mar 21	ALABAMA	*c	3	0	1	2	0	0	0	1	0	0	0	0	0	0	0	12	2	0	.364
Mar 26	at Mississippi State	*c	3	0	1	0	0	0	0	1	0	0	0	0	0	0	0	1	5	0	.362
Mar 27	at Mississippi State	*c	3	0	0	0	0	0	0	2	0	0	0	0	0	0	2	12	0	0	.344
Mar 28	at Mississippi State	*c	4	1	1	0	1	0	0	0	0	0	0	0	0	0	1	6	2	0	.338
Apr 01	AUBURN	*c	3	0	0	0	0	0	0	0	0	0	0	0	0	0	0	14	3	0	.324
Apr 02	AUBURN	*c	3	1	1	1	0	0	0	1	0	0	0	0	0	0	0	8	1	0	.324
Apr 03	AUBURN	*c	3	0	0	0	0	0	0	2	0	0	0	0	0	2	0	3	1	0	.311
Apr 06	LITTLE ROCK	*c	3	1	0	0	0	0	0	1	0	0	0	0	0	0	1	11	0	1	.299
Apr 10	at Ole Miss-1	*c	4	0	0	1	0	0	0	0	0	0	0	0	1	0	2	15	2	0	.284
Apr 10	at Ole Miss-2	*1b/c	5	0	1	1	0	0	0	0	0	0	0	0	0	0	0	6	0	0	.279
Totals		24gs	86	15	24	10	6	1	1	13	3	0	0	0	1	2	15	229	23	3	.279

On base pct. .370 • Slugging pct. .407

#36 Peyton Palette - 3 games (All games)

Date	Opponent	Pos	AB	R	H	RBI	2B	3B	HR	BB	SB	CS	HBP	SAC	SF	GDP	K	PO	A	E	Avg
Feb 27	SE MISSOURI ST	*p	0	0	0	0	0	0	0	0	0	0	0	0	0	0	0	1	1	0	.000
Mar 05	MURRAY STATE	*p	0	0	0	0	0	0	0	0	0	0	0	0	0	0	0	0	1	0	.000
Mar 26	at Mississippi State	p	0	0	0	0	0	0	0	0	0	0	0	0	0	0	0	0	1	0	.000
Totals		2gs	0	0	0	0	0	0	0	0	0	0	0	0	0	0	0	1	3	0	.000

On base pct. .000 • Slugging pct. .000

#36 Peyton Palette - 9 appearances (All games)

Date	Opponent	GS	IP	H	R	ER	BB	SO	2B	3B	HR	WP	BK	HBP	IBB	Score	W-L	Sv	ERA	NP
Feb 21	vs Texas	*	4.1	1	0	0	1	8	0	0	0	0	0	2	0	4-0	0-0	0	0.00	72
Feb 27	SE MISSOURI ST	*	5.0	3	0	0	1	8	0	0	0	0	0	0	0	9-3	1-0	0	0.00	65
Mar 05	MURRAY STATE	*	4.0	4	2	2	3	10	1	0	0	0	0	0	0	7-6	1-0	0	1.35	88
Mar 12	at Louisiana Tech	*	4.0	2	2	2	2	5	0	0	0	0	0	2	0	9-7	1-0	0	2.08	73
Mar 19	ALABAMA	*	1.0	2	4	4	3	0	0	0	0	1	0	1	0	1-16	1-1	0	3.93	41
Mar 23	MEMPHIS	*	1.0	1	0	0	0	1	0	0	0	0	0	0	0	14-1	1-1	0	3.72	19
Mar 26	at Mississippi State	*	4.0	2	1	1	1	2	0	0	0	0	0	1	0	8-2	1-1	1	3.47	56
Apr 02	AUBURN	*	4.1	2	1	1	1	5	0	0	1	0	0	1	0	6-5	1-1	1	3.25	69
Apr 10	at Ole Miss-2	*	4.0	9	7	7	1	5	0	0	1	2	0	2	0	6-13	1-2	1	4.83	78
Totals		6	31.2	26	17	17	13	44	1	0	2	3	0	9	0	64-53	1-2	1	4.83	-

#43 Miller Pleimann - 1 appearance (All games)

Date	Opponent	GS	IP	H	R	ER	BB	SO	2B	3B	HR	WP	BK	HBP	IBB	Score	W-L	Sv	ERA	NP
Mar 24	MEMPHIS	*	2.0	0	2	1	3	3	0	0	0	1	0	1	0	9-4	0-0	0	4.50	51
Totals		1	2.0	0	2	1	3	3	0	0	0	1	0	1	0	9-4	0-0	0	4.50	-

#28 Kole Ramage - 3 games (All games)

Date	Opponent	Pos	AB	R	H	RBI	2B	3B	HR	BB	SB	CS	HBP	SAC	SF	GDP	K	PO	A	E	Avg
Mar 13	at Louisiana Tech	*p	0	0	0	0	0	0	0	0	0	0	0	0	0	0	0	1	0	0	.000
Mar 30	CENTRAL ARKAN	*p	0	0	0	0	0	0	0	0	0	0	0	0	0	0	0	1	1	1	.000
Apr 06	LITTLE ROCK	*p	0	0	0	0	0	0	0	0	0	0	0	0	0	0	0	1	0	0	.000
Totals		2gs	0	0	0	0	0	0	0	0	0	0	0	0	0	0	0	3	1	1	.000

On base pct. .000 • Slugging pct. .000

#28 Kole Ramage - 8 appearances (All games)

Date	Opponent	GS	IP	H	R	ER	BB	SO	2B	3B	HR	WP	BK	HBP	IBB	Score	W-L	Sv	ERA	NP
Feb 20	vs Texas Tech		0.0	0	1	1	1	0	0	0	0	0	0	1	0	13-9	0-0	0	999.0	15
Feb 27	SE MISSOURI ST		1.1	1	1	1	1	1	0	0	1	0	0	0	0	9-3	0-0	0	13.50	24
Mar 13	at Louisiana Tech		1.0	1	0	0	0	1	0	0	0	0	0	0	0	8-1	0-0	0	7.71	15
Mar 16	OKLAHOMA		1.0	4	4	4	1	1	1	0	1	0	0	0	0	5-8	0-1	0	16.20	26
Mar 24	MEMPHIS		3.0	2	1	1	0	4	0	0	1	1	0	0	0	9-4	0-1	1	9.95	39
Mar 30	CENTRAL ARKAN	*	4.0	4	3	2	1	2	0	0	1	0	0	0	0	21-8	1-1	1	7.84	45
Apr 06	LITTLE ROCK	*	4.2	5	2	2	1	7	2	0	0	0	0	1	0	7-2	1-1	1	6.60	81
Apr 10	at Ole Miss-2		2.0	6	6	5	0	1	0	1	0	0	0	0	0	6-13	1-1	1	8.47	35
Totals		2	17.0	23	18	16	5	17	3	1	4	1	0	2	0	78-48	1-1	1	8.47	-

#17 Brady Slavens - 29 games (All games)

Date	Opponent	Pos	AB	R	H	RBI	2B	3B	HR	BB	SB	CS	HBP	SAC	SF	GDP	K	PO	A	E	Avg
Feb 20	vs Texas Tech	*dh	5	2	1	0	0	0	0	0	0	0	1	0	0	0	3	0	0	0	.200
Feb 21	vs Texas	*dh	4	1	2	4	0	0	1	0	0	0	0	0	0	0	1	0	0	0	.333
Feb 22	vs TCU	*dh	3	1	2	0	0	0	0	0	0	0	1	0	0	0	0	0	0	0	.417
Feb 25	SE MISSOURI ST	*1b	5	1	1	1	0	0	1	0	0	0	0	0	0	0	3	10	2	0	.353
Feb 26	SE MISSOURI ST	*1b	4	1	1	0	0	1	0	0	0	0	0	0	0	0	1	13	1	0	.333
Feb 27	SE MISSOURI ST	*1b	5	0	1	1	0	0	0	0	0	0	0	0	0	0	2	8	0	0	.308
Feb 28	SE MISSOURI ST	*1b	2	3	2	2	1	0	1	1	1	0	0	0	0	0	0	6	1	0	.357
Mar 05	MURRAY STATE	*1b	4	0	0	0	0	0	0	0	0	0	0	0	0	0	3	4	0	0	.312
Mar 06	MURRAY STATE	*1b	4	3	2	2	0	0	1	1	0	0	0	0	0	0	0	5	1	0	.333
Mar 07	MURRAY STATE	*of	2	0	0	1	0	0	0	1	0	0	0	0	1	0	1	2	0	0	.316
Mar 12	at Louisiana Tech	*1b	3	1	1	1	0	0	0	1	1	0	0	1	0	0	2	9	1	1	.317
Mar 13	at Louisiana Tech	*1b	4	0	2	3	2	0	0	0	0	0	1	0	0	0	1	8	1	0	.333
Mar 14	at Louisiana Tech	*1b	4	0	0	0	0	0	0	0	0	0	0	0	0	0	2	9	1	0	.306
Mar 16	OKLAHOMA	*1b	4	1	3	4	0	0	1	0	0	0	0	0	0	0	0	10	0	0	.340
Mar 19	ALABAMA	*1b	2	0	0	0	0	0	0	0	0	0	0	0	0	0	0	3	0	0	.327
Mar 20	ALABAMA	*1b	4	1	1	0	0	0	0	0	0	0	0	0	0	0	2	10	1	0	.322
Mar 21	ALABAMA	*1b	4	1	1	1	0	0	1	0	0	0	0	0	0	0	1	9	0	0	.317
Mar 23	MEMPHIS	*1b	6	2	1	0	0	0	0	0	0	0	0	0	0	0	0	1	9	0	.304
Mar 26	at Mississippi State	*1b	5	0	2	2	0	0	0	0	0	0	0	0	0	0	1	10	0	0	.311
Mar 27	at Mississippi State	*1b	5	2	3	0	1	0	0	0	0	0	0	0	0	0	1	5	0	0	.329
Mar 28	at Mississippi State	*1b	3	1	0	0	0	0	0	2	0	0	0	0	0	0	2	10	1	0	.317
Mar 30	CENTRAL ARKAN	*of	5	1	1	3	0	1	0	0	0	0	0	0	1	0	2	2	0	0	.310
Apr 01	AUBURN	*1b	3	0	0	0	0	0	0	0	0	0	0	0	0	0	2	7	0	0	.300
Apr 02	AUBURN	*1b	4	0	1	0	0	0	0	0	0	0	0	0	0	0	2	8	1	0	.298
Apr 03	AUBURN	*1b	4	0	2	1	0	0	0	0	0	0	0	0	1	0	0	12	0	0	.306
Apr 06	LITTLE ROCK	*1b	4	1	1	0	0	0	0	0	0	0	0	0	0	0	0	8	1	0	.304
Apr 07	LITTLE ROCK	*1b	5	1	2	5	0	0	1	0	0	0	0	0	0	0	0	9	1	0	.308
Apr 10	at Ole Miss-1	*1b	3	1	0	0	0	0	0	2	0	0	0	0	0	0	2	5	0	0	.300
Apr 10	at Ole Miss-2	ph/1	2	0	1	0	0	0	0	0	0	0	0	0	0	0	1	1	0	0	.304
Totals		28gs	112	25	34	31	4	2	7	8	2	0	3	1	3	0	36	192	13	1	.304

On base pct. .357 • Slugging pct. .562



III INDIVIDUAL GAME-BY-GAME

#14 Cullen Smith - 24 games (All games)

Date	Opponent	Pos	AB	R	H	RBI	2B	3B	HR	BB	SB	CS	HBP	SAC	SF	GDP	K	PO	A	E	Avg
Feb 20	vs Texas Tech	*1b	4	2	1	1	0	0	0	2	0	0	0	0	0	0	0	5	0	0	.250
Feb 21	vs Texas	*1b	3	2	1	0	0	0	0	0	0	0	1	0	0	0	1	4	0	0	.286
Feb 22	vs TCU	*1b	3	0	1	1	0	0	0	1	0	1	0	0	0	0	1	5	0	0	.300
Feb 25	SE MISSOURI ST	*3b	3	0	1	1	0	0	0	1	0	0	0	0	1	0	0	0	3	0	.308
Feb 26	SE MISSOURI ST	*3b	4	0	1	0	0	0	0	0	0	0	0	0	0	0	2	0	1	0	.294
Feb 27	SE MISSOURI ST	*3b	3	2	1	0	1	0	0	1	0	0	0	0	0	0	0	0	0	0	.300
Feb 28	SE MISSOURI ST	*3b	3	1	1	1	1	0	0	0	0	0	0	0	0	0	1	0	3	0	.304
Mar 05	MURRAY STATE	*3b	1	0	0	0	0	0	0	2	1	0	1	0	0	0	1	0	1	0	.292
Mar 06	MURRAY STATE	*3b	3	1	2	3	0	0	1	1	0	1	0	0	0	0	0	0	3	0	.333
Mar 07	MURRAY STATE	*1b	2	0	0	1	0	0	0	1	0	0	0	0	1	0	0	5	0	0	.310
Mar 12	at Louisiana Tech	*3b	4	0	0	0	0	0	0	0	0	0	0	0	0	0	4	0	1	0	.273
Mar 13	at Louisiana Tech	*3b	2	1	1	0	0	0	0	2	1	0	0	0	0	0	0	0	0	0	.286
Mar 14	at Louisiana Tech	*3b	2	0	0	0	0	0	0	0	0	0	1	0	0	0	1	1	4	0	.270
Mar 16	OKLAHOMA	*3b	4	0	0	0	0	0	0	0	0	0	0	0	0	0	2	0	2	0	.244
Mar 19	ALABAMA	*3b/1	4	0	2	0	0	0	0	0	0	0	0	0	0	0	0	5	0	1	.267
Mar 20	ALABAMA	*3b	2	2	1	1	1	0	0	1	0	0	0	0	1	0	0	1	2	0	.277
Mar 21	ALABAMA	*3b	3	0	1	0	0	0	0	1	0	0	0	0	0	0	0	0	3	0	.280
Mar 24	MEMPHIS	*3b	4	2	1	0	0	0	0	1	0	0	0	0	0	0	0	1	4	0	.278
Mar 26	at Mississippi State	*3b	4	1	0	0	0	0	0	1	0	0	0	0	0	0	1	0	1	0	.259
Mar 27	at Mississippi State	*3b	3	2	1	2	0	0	1	1	0	0	0	0	1	0	1	0	0	1	.262
Apr 01	AUBURN	*3b	2	0	0	0	0	0	0	0	0	0	0	0	0	0	0	1	0	2	.254
Apr 02	AUBURN	ph/3	0	0	0	1	0	0	0	1	0	0	0	0	1	0	0	0	1	0	.254
Apr 03	AUBURN	*3b	2	0	0	0	0	0	0	0	0	0	0	0	0	0	0	0	1	0	.246
Apr 07	LITTLE ROCK	*3b	3	1	0	0	0	0	0	1	0	0	0	0	0	0	2	0	0	0	.235
Totals		23gs	68	17	16	12	3	0	2	18	2	2	3	0	5	0	17	28	30	4	.235

On base pct. .394 • Slugging pct. .368

#55 Gabriel Starks - 3 appearances (All games)

Date	Opponent	GS	IP	H	R	ER	BB	SO	2B	3B	HR	WP	BK	HBP	IBB	Score	W-L	Sv	ERA	NP
Feb 27	SE MISSOURI ST		1.0	1	1	1	0	1	0	0	0	0	0	0	0	9-3	0-0	0	9.00	17
Mar 30	CENTRAL ARKAN		1.0	0	0	0	0	2	0	0	0	0	0	0	0	21-8	0-0	0	4.50	14
Apr 07	LITTLE ROCK		1.0	1	0	0	0	1	0	0	0	0	0	0	0	10-3	0-0	0	3.00	20
Totals		0	3.0	2	1	1	0	4	0	0	0	0	0	0	0	40-14	0-0	0	3.00	-

#39 Evan Taylor - 5 appearances (All games)

Date	Opponent	GS	IP	H	R	ER	BB	SO	2B	3B	HR	WP	BK	HBP	IBB	Score	W-L	Sv	ERA	NP
Feb 22	vs TCU		0.2	0	0	0	0	0	0	0	0	0	0	0	0	4-1	0-0	0	0.00	2
Feb 26	SE MISSOURI ST		0.1	0	0	0	2	0	0	0	0	2	0	0	0	7-3	0-0	0	0.00	16
Mar 16	OKLAHOMA		0.1	0	0	0	0	1	0	0	0	0	0	0	0	5-8	0-0	0	0.00	4
Mar 19	ALABAMA		2.0	5	5	5	1	1	1	0	2	0	0	0	0	1-16	0-0	0	13.50	38
Mar 30	CENTRAL ARKAN		1.0	1	0	0	0	1	0	0	0	0	0	0	0	21-8	0-0	0	10.38	15
Totals		0	4.1	6	5	5	3	3	1	0	2	2	0	0	0	38-36	0-0	0	10.38	-

#48 Heston Tole - 1 appearance (All games)

Date	Opponent	GS	IP	H	R	ER	BB	SO	2B	3B	HR	WP	BK	HBP	IBB	Score	W-L	Sv	ERA	NP
Apr 07	LITTLE ROCK		1.0	0	0	0	0	1	0	0	0	0	0	0	0	10-3	0-0	0	0.00	6
Totals		0	1.0	0	0	0	0	1	0	0	0	0	0	0	0	10-3	0-0	0	0.00	-

#20 Elijah Trest - 3 games (All games)

Date	Opponent	Pos	AB	R	H	RBI	2B	3B	HR	BB	SB	CS	HBP	SAC	SF	GDP	K	PO	A	E	Avg
Feb 20	vs Texas Tech	p	0	0	0	0	0	0	0	0	0	0	0	0	0	0	0	0	1	0	.000
Mar 06	MURRAY STATE	p	0	0	0	0	0	0	0	0	0	0	0	0	0	0	0	0	1	0	.000
Apr 07	LITTLE ROCK	p	0	0	0	0	0	0	0	0	0	0	0	0	0	0	0	1	1	0	.000
Totals		0gs	0	0	0	0	0	0	0	0	0	0	0	0	0	0	0	1	3	0	.000

On base pct. .000 • Slugging pct. .000

#20 Elijah Trest - 8 appearances (All games)

Date	Opponent	GS	IP	H	R	ER	BB	SO	2B	3B	HR	WP	BK	HBP	IBB	Score	W-L	Sv	ERA	NP
Feb 20	vs Texas Tech		3.0	2	1	1	1	4	1	0	1	0	1	1	0	13-9	1-0	0	3.00	50
Mar 06	MURRAY STATE		1.2	2	1	1	1	1	0	0	0	1	0	0	0	11-6	1-0	0	3.86	29
Mar 12	at Louisiana Tech		0.2	1	0	0	0	0	0	0	0	0	0	0	0	9-7	1-0	0	3.38	11
Mar 16	OKLAHOMA		2.0	0	1	0	1	2	0	0	0	0	0	1	0	5-8	1-0	0	2.45	32
Mar 23	MEMPHIS		1.0	0	0	0	0	2	0	0	0	0	0	0	0	14-1	1-0	0	2.16	19
Mar 30	CENTRAL ARKAN		1.1	3	1	1	2	1	1	0	0	1	0	0	0	21-8	1-0	0	2.79	35
Apr 07	LITTLE ROCK		2.0	1	1	1	1	2	0	0	1	0	0	0	0	10-3	1-0	0	3.09	28
Apr 10	at Ole Miss-2		1.0	1	0	0	0	1	1	0	0	0	0	0	0	6-13	1-0	0	2.84	16
Totals		0	12.2	10	5	4	6	13	3	0	2	2	1	2	0	89-55	1-0	0	2.84	-

#88 Zebulon Vermillion - 3 games (All games)

Date	Opponent	Pos	AB	R	H	RBI	2B	3B	HR	BB	SB	CS	HBP	SAC	SF	GDP	K	PO	A	E	Avg
Feb 26	SE MISSOURI ST	*p	0	0	0	0	0	0	0	0	0	0	0	0	0	0	0	0	1	0	.000
Mar 13	at Louisiana Tech	*p	0	0	0	0	0	0	0	0	0	0	0	0	0	0	0	0	1	0	.000
Mar 20	ALABAMA	*p	0	0	0	0	0	0	0	0	0	0	0	0	0	0	0	1	0	0	.000
Totals		3gs	0	0	0	0	0	0	0	0	0	0	0	0	0	0	0	1	2	0	.000

On base pct. .000 • Slugging pct. .000

#88 Zebulon Vermillion - 8 appearances (All games)

Date	Opponent	GS	IP	H	R	ER	BB	SO	2B	3B	HR	WP	BK	HBP	IBB	Score	W-L	Sv	ERA	NP
Feb 20	vs Texas Tech	*	4.0	3	2	2	2	4	1	0	0	0	0	1	0	13-9	0-0	0	4.50	59
Feb 26	SE MISSOURI ST	*	3.0	2	2	2	4	1	0	0	0	0	0	0	0	7-3	0-0	0	5.14	61
Mar 06	MURRAY STATE	*	2.1	2	0	0	0	1	0	0	0	0	0	0	0	11-6	0-0	1	3.86	29
Mar 13	at Louisiana Tech	*	8.0	3	1	1	3	2	0	0	0	0	0	0	0	8-1	1-0	1	2.60	87
Mar 20	ALABAMA	*	8.0	1	1	1	2	4	0	0	0	1	0	0	0	9-1	2-0	1	2.13	101
Mar 27	at Mississippi State	*	3.1	7	4	4	1	3	3	0	1	1	0	1	0	11-5	2-0	1	3.14	50
Apr 02	AUBURN	*	2.2	6	3	3	0	0	0	0	1	0	0	0	0	6-5	2-0	1	3.73	42
Apr 10	at Ole Miss-1		1.2	3	0	0	0	4	0	0	0	0	0	0	0	7-3	2-0	1	3.55	28
Totals		6	33.0	27	13	13	12	19	4	0	2	2	0	2	0	72-33	2-0	1	3.55	-

#7 Cayden Wallace - 28 games (All games)

Date	Opponent	Pos	AB	R	H	RBI	2B	3B	HR	BB	SB	CS	HBP	SAC	SF	GDP	K	PO	A	E	Avg
Feb 20	vs Texas Tech	*of/3b	4	2	1	0	2	0	0	0	1	0	0	0	0	0	1	3	0	0	.250
Feb 21	vs Texas	*of	3	0	0	0	0	0	0	1	0	0	0	0	0	0	1	1	0	0	.143
Feb 22	vs TCU	*of/3b	3	0	0	0	0	0	0	1	0	0	0	0	0	0	1	1	0	0	.100
Feb 25	SE MISSOURI ST	*of	3	1	0	0	0	0	0	2	0	0	0	0	0	0	1	1	0	0	.077
Feb 26	SE MISSOURI ST	*of	4	1	1	2	0	0	1	0	0	0	0	0	0	0	1	1	0	0	.118
Feb 27	SE MISSOURI ST	*of	5	0	1	0	1	0	0	0	0	0	0	0	0	0	1	0	0	0	.136
Feb 28	SE MISSOURI ST	*of	3	2	2	1	1	0	1	0	0	0	0	0	0	1	0	0	0	0	.200
Mar 05	MURRAY STATE	*of	4	0	0	1	0	0	0	0	0	0	0	0	1	0	1	2	0	0	.172
Mar 06	MURRAY STATE	*of	5	1	1	0	1	0	0	0	0	0	0	0	0	0	1	2	0	0	.176
Mar 12	at Louisiana Tech	*of	3	3	2	1	1	0	1	1	0	0	1	0	0	0	0	1	0	0	.216
Mar 13	at Louisiana Tech	*of	4	2	3	2	0	0	1	1	0	0	0	0	0	0	0	4	0	0	.268
Mar 14	at Louisiana Tech	*of	4	0	0	0	0	0	0	0	0	0	0	0	0	0	1	1	0	0	.244
Mar 16	OKLAHOMA	*of	4	1	1	0	0	0	0	0	0	0	0	0	0	0	2	1	0	0	.245
Mar 19	ALABAMA	*of	4	0	0	0	0	0	0	0	0	0	0	0	0	0	3	0	0	0	.226
Mar 20	ALABAMA	*of	4	0	3	0	0	0	0	0	0	0	0	0	0	0	1	1	0	0	.263
Mar 21	ALABAMA	*of	4	1	1	0	0	0	0	0	0	0	0	0	0	0	1	1	0	0	.262
Mar 23	MEMPHIS	*3b	5	1	3	3	0	0	1	1	0	0	0	0	0	0	1	1	3	0	.288
Mar 24	MEMPHIS	*dh	2	1	1	0	0	0	0	2	0	0	1	0	0	0	0	0	0	0	.294
Mar 26	at Mississippi State	*of	4	1	1	1	0	0	1	1	0	0	0	0	0	0	0	1	0	0	.292
Mar 27	at Mississippi State	*of	5	1	2	0	0	0	0	0	0	0	0	0	0	0	2	3	0	0	.299
Mar 28	at Mississippi State	*of	5	1	1	0	0	0	0	0	0	0	0	0	0	0	2	0	0	0	.293
Apr 01	AUBURN	*of	4	0	2	0	0	0	0	0	0	0	0	0	0	0	0	0	0	0	.302
Apr 02	AUBURN	*of	3	2	1	0	0	0	0	1	0	0	0	0	0	1	0	2	0	0	.303
Apr 03	AUBURN	*of	4	1	3	1	0	0	0	1	0	0	0	0	0	0	1	4	0	0	.323
Apr 06	LITTLE ROCK	*of	3	1	1	1	0	0	1	1	0	0	0	0	0	0	1	0	0	0	.323
Apr 07	LITTLE ROCK	*of	5	0	0	0	0	0	0	0	0	0	0	0	0	0	1	2	0	0	.307
Apr 10	at Ole Miss-1	*of	4	0	1	2	1	0	0	1	0	0	0	0	0	0	1	1	0	0	.305
Apr 10	at Ole Miss-2	*of	5	1	1	1	1	0	0	0	0	0	0	0	0	0	1	2	0	0	.300
Totals		28qs	110	24	33	16	6	0	7	15	0	0	2	0	1	2	26	36	3	0	.300

On base pct. .391 • Slugging pct. .545

#8 Braydon Webb - 23 games (All games)

Date	Opponent	Pos	AB	R	H	RBI	2B	3B	HR	BB	SB	CS	HBP	SAC	SF	GDP	K	PO	A	E	Avg
Feb 20	vs Texas Tech	*of	5	0	1	2	0	0	0	1	1	0	0	0	0	0	1	1	0	0	.200
Feb 21	vs Texas	*of	3	0	0	0	0	0	0	1	0	0	0	0	0	0	2	2	0	0	.125
Feb 22	vs TCU	*of	2	0	0	0	0	0	0	1	0	0	1	0	0	0	2	1	0	0	.100
Feb 25	SE MISSOURI ST	*dh	4	0	0	0	0	0	0	0	0	0	1	0	0	0	2	0	0	0	.077
Feb 26	SE MISSOURI ST	*of/of	2	0	0	0	0	0	0	0	1	0	2	0	0	0	0	2	0	0	.062
Feb 27	SE MISSOURI ST	*pr	0	0	0	0	0	0	0	0	0	0	0	0	0	0	0	0	0	0	.062
Mar 05	MURRAY STATE	*of	2	0	0	0	0	0	0	1	1	0	0	0	0	0	2	1	0	0	.056
Mar 06	MURRAY STATE	*of	0	0	0	0	0	0	0	0	0	0	0	0	0	0	0	2	0	0	.056
Mar 12	at Louisiana Tech	*of	2	0	0	0	0	0	0	0	0	0	0	0	0	0	0	1	0	0	.050
Mar 13	at Louisiana Tech	ph/of	1	0	0	0	0	0	0	0	0	0	0	0	0	0	0	0	0	0	.048
Mar 14	at Louisiana Tech	*of	3	0	0	0	0	0	0	0	0	0	0	0	0	0	1	1	0	0	.042
Mar 20	ALABAMA	*of	4	2	1	0	1	0	0	0	0	0	0	0	0	0	2	3	0	0	.071
Mar 21	ALABAMA	*of	3	0	0	0	0	0	0	1	0	0	0	0	0	0	1	0	0	0	.065
Mar 23	MEMPHIS	*of	1	3	1	1	0	0	1	4	1	0	1	0	0	0	0	2	0	0	.094
Mar 24	MEMPHIS	*of	3	3	1	0	1	0	0	3	0	0	0	0	0	0	2	4	0	0	.114
Mar 26	at Mississippi State	*of	4	2	1	0	0	0	0	1	1	0	0	0	0	0	2	3	0	0	.128
Mar 27	at Mississippi State	*of	5	2	1	1	0	0	1	1	0	0	0	0	0	0	4	2	0	0	.136
Mar 28	at Mississippi State	*of	4	0	0	1	0	0	0	1	0	0	0	0	0	0	2	1	0	0	.125
Apr 01	AUBURN	*of	3	1	1	1	0	0	1	0	0	0	0	0	0	0	1	3	1	0	.137
Apr 02	AUBURN	*of	2	0	0	0	0	0	0	0	0	0	0	0	0	0	0	1	4	0	.132
Apr 03	AUBURN	pr	0	1	0	0	0	0	0	0	0	0	0	0	0	0	0	0	0	0	.132
Apr 10	at Ole Miss-1	pr/of	2	0	0	0	0	0	0	0	0	0	0	0	0	0	2	0	0	0	.127
Apr 10	at Ole Miss-2	*of	3	0	1	0	0	0	0	0	0	0	0	0	0	0	2	2	0	0	.138
Totals		18qs	58	14	8	6	2	0	3	15	5	0	5	0	0	0	29	35	1	0	.138

On base pct. .359 • Slugging pct. .328

#19 Charlie Welch - 10 games (All games)

Date	Opponent	Pos	AB	R	H	RBI	2B	3B	HR	BB	SB	CS	HBP	SAC	SF	GDP	K	PO	A	E	Avg
Feb 26	SE MISSOURI ST	*dh	3	1	1	2	0	0	1	0	0	0	1	0	0	0	0	0	0	0	.333
Feb 27	SE MISSOURI ST	c	0	0	0	0	0	0	0	0	0	0	0	0	0	0	0	1	0	0	.333
Mar 06	MURRAY STATE	ph	1	0	0	0	0	0	0	0	0	0	0	0	0	0	1	0	0	0	.250
Mar 12	at Louisiana Tech	ph	1	0	1	0	1	0	0	0	0	0	0	0	0	0	0	0	0	0	.400
Mar 23	MEMPHIS	*dh	4	0	2	2	0	0	0	1	0	0	0	0	0	1	0	0	0	0	.444
Mar 30	CENTRAL ARKAN	*dh	4	2	2	2	0	0	1	2	0	0	0	0	0	0	1	0	0	0	.462
Apr 01	AUBURN	ph	1	0	1	0	0	0	0	0	0	0	0	0	0	0	0	0	0	0	.500
Apr 03	AUBURN	ph	1	0	0	0	0	0	0	0	0	0	0	0	0	0	1	0	0	0	.467
Apr 07	LITTLE ROCK	*dh	3	1	1	1	0	0	1	0	0	0	0	0	0	0	2	0	0	0	.444
Apr 10	at Ole Miss-2	*dh	3	1	0	0	0	0	0	2	0	0	0	0	0	0	0	0	0	0	.381
Totals		5gs	21	5	8	7	1	0	3	5	0	0	1	0	0	1	5	1	0	0	.381

On base pct. .519 • Slugging pct. .857

#16 Zac White - 4 games (All games)

Date	Opponent	Pos	AB	R	H	RBI	2B	3B	HR	BB	SB	CS	HBP	SAC	SF	GDP	K	PO	A	E	Avg
Feb 26	SE MISSOURI ST	of	0	0	0	0	0	0	0	0	0	0	0	0	0	0	0	0	0	0	.000
Feb 27	SE MISSOURI ST	ph/of	2	0	1	0	0	0	0	0	0	0	0	0	0	0	1	0	0	0	.500
Mar 23	MEMPHIS	*of	4	1	0	0	0	0	0	0	0	0	1	0	0	0	1	2	0	0	.167
Mar 30	CENTRAL ARKAN	ph/of	2	0	1	1	0	0	0	0	0	0	0	0	0	0	1	2	0	0	.250
Totals		1gs	8	1	2	1	0	0	0	0	0	0	1	0	0	0	3	4	0	0	.250

On base pct. .333 • Slugging pct. .250

#33 Patrick Wicklander - 3 games (All games)

Date	Opponent	Pos	AB	R	H	RBI	2B	3B	HR	BB	SB	CS	HBP	SAC	SF	GDP	K	PO	A	E	Avg
Mar 12	at Louisiana Tech	p	0	0	0	0	0	0	0	0	0	0	0	0	0	0	0	1	0	0	.000
Mar 19	ALABAMA	p	0	0	0	0	0	0	0	0	0	0	0	0	0	0	0	0	1	0	.000
Apr 01	AUBURN	*p	0	0	0	0	0	0	0	0	0	0	0	0	0	0	0	0	1	0	.000
Totals		1gs	0	0	0	0	0	0	0	0	0	0	0	0	0	0	0	1	2	0	.000

On base pct. .000 • Slugging pct. .000

#33 Patrick Wicklander - 8 appearances (All games)

Date	Opponent	GS	IP	H	R	ER	BB	SO	2B	3B	HR	WP	BK	HBP	IBB	Score	W-L	Sv	ERA	NP
Feb 25	SE MISSOURI ST		4.0	4	0	0	1	3	0	1	0	0	0	0	0	6-5	0-0	0	0.00	58
Mar 05	MURRAY STATE		2.0	1	0	0	0	2	0	0	0	0	0	0	0	7-6	0-0	0	0.00	29
Mar 12	at Louisiana Tech		1.1	6	3	3	0	2	2	0	0	1	0	0	0	9-7	0-0	0	3.68	29
Mar 16	OKLAHOMA	*	1.2	1	0	0	3	1	0	0	0	0	0	0	0	5-8	0-0	0	3.00	46
Mar 19	ALABAMA		5.1	3	1	1	0	6	1	0	1	0	0	0	0	1-16	0-0	0	2.51	71
Mar 26	at Mississippi State	*	5.0	2	1	1	4	3	0	0	0	0	0	1	0	8-2	1-0	0	2.33	92
Apr 01	AUBURN	*	6.0	7	2	1	1	8	0	0	1	0	0	0	0	1-2	1-1	0	2.13	95
Apr 10	at Ole Miss-1	*	4.0	6	3	3	3	7	2	0	0	0	0	0	0	7-3	1-1	0	2.76	86
Totals		4	29.1	30	10	9	12	32	5	1	2	1	0	1	0	44-49	1-1	0	2.76	-

#22 Jaxon Wiggins - 1 game (All games)

Date	Opponent	Pos	AB	R	H	RBI	2B	3B	HR	BB	SB	CS	HBP	SAC	SF	GDP	K	PO	A	E	Avg
Feb 25	SE MISSOURI ST	p	0	0	0	0	0	0	0	0	0	0	0	0	0	0	0	1	0	0	.000
Totals		0gs	0	0	0	0	0	0	0	0	0	0	0	0	0	0	0	1	0	0	.000

On base pct. .000 • Slugging pct. .000



||| INDIVIDUAL GAME-BY-GAME

#22 Jaxon Wiggins - 9 appearances (All games)

Date	Opponent	GS	IP	H	R	ER	BB	SO	2B	3B	HR	WP	BK	HBP	IBB	Score	W-L	Sv	ERA	NP
Feb 22	vs TCU		1.0	0	0	0	0	3	0	0	0	0	0	0	0	4-1	0-0	0	0.00	15
Feb 25	SE MISSOURI ST		1.0	0	0	0	0	2	0	0	0	0	0	0	0	6-5	1-0	0	0.00	13
Mar 05	MURRAY STATE		1.0	0	0	0	0	2	0	0	0	0	0	0	0	7-6	1-0	1	0.00	10
Mar 12	at Louisiana Tech		1.0	0	0	0	1	2	0	0	0	1	0	0	0	9-7	1-0	2	0.00	25
Mar 16	OKLAHOMA		0.2	0	0	0	1	1	0	0	0	0	0	0	0	5-8	1-0	2	0.00	13
Mar 21	ALABAMA		1.0	1	1	1	1	2	0	0	1	0	0	0	0	3-1	1-0	3	1.59	32
Mar 28	at Mississippi State		2.0	3	0	0	1	1	0	0	0	0	0	0	0	6-4	1-0	4	1.17	29
Apr 02	AUBURN		1.0	2	1	1	1	1	1	0	0	1	0	0	0	6-5	2-0	4	2.08	20
Apr 03	AUBURN		1.0	0	0	0	1	0	0	0	0	0	0	0	0	6-5	3-0	4	1.86	14
Totals		0	9.2	6	2	2	6	14	1	0	1	2	0	0	0	52-42	3-0	4	1.86	-

#29 Nate Wohlgemuth - 2 appearances (All games)

Date	Opponent	GS	IP	H	R	ER	BB	SO	2B	3B	HR	WP	BK	HBP	IBB	Score	W-L	Sv	ERA	NP
Feb 27	SE MISSOURI ST		0.1	1	1	1	2	0	0	0	0	1	0	0	0	9-3	0-0	0	27.00	28
Mar 07	MURRAY STATE		0.0	0	0	0	2	0	0	0	0	0	0	0	0	6-0	0-0	0	27.00	10
Totals		0	0.1	1	1	1	4	0	0	0	0	1	0	0	0	15-3	0-0	0	27.00	-



	Opponent	Score	Winning Pitcher	Losing Pitcher	Save	Attendance	Time
FEB.							
20	vs. #3 Texas Tech^	W, 13-9	Trest (1-0)	Devine (0-1)		16,908	4:18
21	vs. #9 Texas^	W, 4-0	Monke (1-0)	Stevens (0-1)	Bolden (1)	17,587	2:51
22	vs. #10 TCU^	W, 4-1	Costeu (1-0)	King (0-1)	Kopps (1)	13,659	3:08
25	SEMO	W, 6-5 (10)	Wiggins (1-0)	Cisneros (1-2)		4,218	3:22
26	SEMO	W, 7-3	Noland (1-0)	Niznik (0-1)		4,218	2:41
27	SEMO	W, 9-3	Palette (1-0)	Vogt (0-1)		4,218	3:15
28	SEMO	W, 11-4 (5)	Kopps (1-0)	Williams (0-1)		4,218	2:57

MARCH

5	Murray State	W, 7-6	Kopps (2-0)	Whaley (1-1)	Wiggins (1)	4,218	3:25
6	Murray State	W, 11-6	Adams (1-0)	Gardner (0-2)	Vermillion (1)	4,218	3:06
7	Murray State	W, 6-0	Lockhart (1-0)	Wenninger (1-1)		4,218	3:07
12	at Louisiana Tech	W, 9-7 (10)	Kopps (3-0)	Gibson (0-1)	Wiggins (2)	1,000	3:48
13	at Louisiana Tech	W, 8-1	Vermillion (1-0)	Jennings (1-1)		1,000	2:46
14	at Louisiana Tech	L, 2-0	Whorff (3-1)	Lockhart (1-1)		1,000	1:58
16	Oklahoma	L, 8-5	Carmichael (3-0)	Ramage (0-1)	Ruffcorn (1)	5,735	3:21
19	#22 Alabama*	L, 16-1	Ras (3-1)	Palette (1-1)	Shamblin (1)	5,735	2:54
20	#22 Alabama*	W, 9-1	Vermillion (2-0)	Smith (0-2)		5,735	2:36
21	#22 Alabama*	W, 3-1	Kopps (4-0)	Jean (2-1)	Wiggins (3)	5,735	2:41
23	Memphis	W, 14-1	Costeu (2-0)	Kendrick (0-1)		5,735	3:14
24	Memphis	W, 9-4	Monke (2-0)	Walters (1-1)	Ramage (1)	5,735	3:23
26	at #2 Mississippi State*	W, 8-2	Wicklander (1-0)	MacLeod (2-2)	Palette (1)	6,115	3:00
27	at #2 Mississippi State*	W, 11-5	Monke (3-0)	Smith (3-1)	Kopps (2)	6,152	2:55
28	at #2 Mississippi State*	W, 6-4	Costeu (3-0)	Fristoe (2-2)	Wiggins (4)	4,060	2:58
30	UCA	W, 21-8	Ramage (1-1)	Janak (2-3)		5,735	3:27

APRIL

1	Auburn*	L, 2-1	Greenhill (3-0)	Wicklander (1-1)	Barnett (1)	4,692	2:18
2	Auburn*	W, 6-5	Wiggins (2-0)	Swilling (1-1)	Kopps (3)	6,585	3:07
3	Auburn*	W, 6-5 (10)	Wiggins (3-0)	Bright (2-3)		6,585	3:12
6	Little Rock	W, 7-2	Costeu (4-0)	Smallwood (0-1)		4,225	2:58
7	Little Rock	W, 10-3	Bolden (1-0)	Evans (1-1)		4,002	3:07
10	at #3 Ole Miss* (DH)	W, 7-3	Costeu (5-0)	Myers (2-1)	Kopps (4)	11,524	3:33
10	at #3 Ole Miss* (DH)	L, 13-6	Nikhazy (3-1)	Palette (1-2)	Broadway (8)	11,857	3:27
11	at #3 Ole Miss*						
13	UAPB						
14	UAPB						
16	Texas A&M*						
17	Texas A&M*						
18	Texas A&M*						
20	Grambling State						
22	at South Carolina*						
23	at South Carolina*						
24	at South Carolina*						
27	Missouri State						
30	at LSU*						

MAY

1	at LSU*						
2	at LSU*						
7	Georgia*						
8	Georgia*						
9	Georgia*						
11	Arkansas State						
14	at Tennessee*						
15	at Tennessee*						
16	at Tennessee*						
20	Florida*						
21	Florida*						
22	Florida*						

^ State Farm College Baseball Showdown (Globe Life Field in Arlington, Texas)

* SEC opponent