



ARKANSAS BASEBALL

ArkansasRazorbacks.com ||| @RazorbackBSB ||| Communications Contact: Oliver Grigg (ogrigg@uark.edu)

2021 SCHEDULE & RESULTS

FEBRUARY

20	vs. #3 Texas Tech!	FloBaseball	W, 13-9
21	vs. #9 Texas!	FloBaseball	W, 4-0
22	vs. #10 TCU!	FloBaseball	W, 4-1
25	SE MISSOURI STATE	SECN+	W, 6-5 (10)
26	SE MISSOURI STATE	SECN+	W, 7-3
27	SE MISSOURI STATE	SECN+	W, 9-3
28	SE MISSOURI STATE	SECN+	W, 11-4 (5)

MARCH

5	MURRAY STATE	SECN+	W, 7-6
6	MURRAY STATE	SECN+	W, 11-6
7	MURRAY STATE	SECN+	W, 6-0
12	at Louisiana Tech	CST/ESPN+	W, 9-7 (10)
13	at Louisiana Tech	CST/ESPN+	W, 8-1
14	at Louisiana Tech	CST/ESPN+	L, 2-0
16	OKLAHOMA	SECN	L, 8-5
19	#22 ALABAMA*	SECN+	L, 16-1
20	#22 ALABAMA*	SECN+	W, 9-1
21	#22 ALABAMA*	SECN	W, 3-1
23	MEMPHIS	SECN+	W, 14-1
24	MEMPHIS	SECN+	W, 9-4
26	at #2 Mississippi State	SECN+	W, 8-2
27	at #2 Mississippi State	SECN+	W, 11-5
28	at #2 Mississippi State	SECN	W, 6-4
30	UCA	SECN+	W, 21-8

APRIL

1	AUBURN*	SECN+	L, 2-1
2	AUBURN*	SECN+	W, 6-5
3	AUBURN*	SECN+	W, 6-5 (10)
6	LITTLE ROCK	SECN+	W, 7-2
7	LITTLE ROCK	SECN+	W, 10-3
10	at #3 Ole Miss* [DH]	SECN	W, 7-3
10	at #3 Ole Miss* [DH]	SECN+	L, 13-6
11	at #3 Ole Miss*	SECN+	W, 18-14
13	UA PINE BLUFF	SECN+	W, 12-4
14	UA PINE BLUFF	SECN+	W, 26-1
17	TEXAS A&M* (DH)	SECN+	W, 13-0
17	TEXAS A&M* (DH)	SECN+	W, 2-1 (10)
18	TEXAS A&M*	SECN+	L, 11-10
20	GRAMBLING STATE	SECN+	Canceled
22	at #11 South Carolina*	SECN	W, 6-1
23	at #11 South Carolina* [DH]	SECN+	L, 6-2
23	at #11 South Carolina* [DH]	SECN+	W, 5-1
27	MISSOURI STATE	SECN+	Canceled
30	at LSU	SECN	W, 7-0

MAY

1	at LSU* [DH]	SECN+	W, 17-10
1	at LSU* [DH]	SECN+	L, 5-4
7	GEORGIA*	SECN+	W, 3-0
8	GEORGIA*	SECN	L, 7-3
9	GEORGIA*	SECN+	W, 5-3
11	AKANSAS STATE	SECN+	W, 8-4
14	at #4 Tennessee*	SECN+	W, 6-5
15	at #4 Tennessee*	SECN	L, 8-7
16	at #4 Tennessee*	SECN+	W, 3-2
20	#9 FLORIDA*	SECN	W, 6-1
21	#9 FLORIDA*	SECN	W, 4-3
22	#9 FLORIDA*	SECN+	W, 9-3
26	vs. Georgia%	SECN	W, 11-2
27	vs. #3 Vanderbilt%	SECN	W, 6-4
29	vs. #12 Ole Miss%	SECN	W, 3-2
30	vs. #4 Tennessee%	ESPN2	W, 7-2

JUNE

4	NJIT@	ESPN3	W, 13-8
5	#19 NEBRASKA@	ESPN3	W, 5-1
6	#19 NEBRASKA@	ESPN2	L, 5-3
7	#19 NEBRASKA@	ESPN2	6 p.m.

All times Central; Home game in BOLD; * - SEC opponent
! - State Farm College Baseball Showdown (Arlington, Texas)
% - SEC Tournament (Hoover, Ala.)
@ - NCAA Regional (Fayetteville, Ark.)

NCAA REGIONALS ||| NEBRASKA vs. ARKANSAS ||| JUNE 7

BAUM-WALKER STADIUM (FAYETTEVILLE, ARK.) ||| TV: ESPN2



34-13

31-12 Big Ten

NEBRASKA CORNHUSKERS

In the Polls.....19 (BA) | 18 (CB) | 19 (D1Baseball)
.....20 (NCBWA) | 16 (PG) | 19 (USA Today)
Head Coach.....Will Bolt
Career Record.....34-13 (2nd season)
Record at Nebraska.....Same



48-11

22-8 SEC

ARKANSAS RAZORBACKS

In the Polls.....1 (BA) | 1 (CB) | 1 (D1Baseball)
.....1 (NCBWA) | 1 (PG) | 1 (USA Today)
Head Coach.....Dave Van Horn
Career Record.....1,333-640 (33rd season)
Record at Arkansas.....748-400 (19th season)

ON THE BUMP

Nebraska LHP Cade Povich (6-1, 3.17 ERA)

vs.

Arkansas RHP Jaxon Wiggins (3-1, 4.17 ERA)

LEADING OFF

WINNER TAKES ALL

Only one can advance. Top-ranked Arkansas and No. 19 Nebraska clash for the third time in as many days at 6 p.m. Monday, June 7, in the do-or-die NCAA Fayetteville Regional championship game.



The winner of tonight's contest at Baum-Walker Stadium, which will broadcast nationally on ESPN2, advances to the NCAA Super Regionals to play NC State in a best-of-three series.

The Razorbacks, the SEC regular-season and tournament champion, earned the top overall seed in the NCAA Tournament for the first time in program history. Arkansas is a top-eight national seed for the fifth time, also receiving a top-eight seed in 2004, 2007, 2018 and 2019.

DEATH, TAXES, HOGS ARE NO. 1

The Hogs stayed put as the unanimous No. 1 squad in the nation for Week 16 of the season, leading all six major polls released ahead of the NCAA Tournament. Baseball America, Collegiate Baseball Newspaper, D1Baseball, NCBWA, Perfect Game and USA Today each kept the Razorbacks atop their respective rankings for the eighth straight week.

It is the 10th time this year that Arkansas is the undisputed No. 1 team as well as the 14th consecutive week that the Hogs maintain the top spot in at least one of the six polls. The Razorbacks have ranked atop Baseball America's top-25 poll for 14 weeks, the publication's longest streak since 1998 Stanford topped the rankings for 15 weeks in a row.

UNDISPUTED KINGS OF THE SEC

The Southeastern Conference belongs to the Razorbacks.

Arkansas was crowned the regular-season and tournament champion, dominating from start to finish. The Hogs won all 10 SEC series during the season, posting a 22-8 mark in conference play to tie the program record for most SEC victories in a campaign (1999).

Skipper Dave Van Horn was named the SEC Coach of the Year for the second time in his career. Reliever Kevin Kopps, meanwhile, was named the SEC Pitcher of the Year, becoming the first Razorback to win the league's Pitcher of the Year award since Nick Schmidt in 2006.

TO BE FRANK, YOU'LL HEAR THIS NAME A LOT

If Christian Franklin isn't already a household name, he will be soon.

The Razorback outfielder entered the 2021 campaign as one of the top college baseball players in the country after slashing .381/.467/.619 with three home runs, 11 RBI and a team-best 21 runs scored in 16 games during the pandemic-shortened season. He started every game in center field after manning left field as a Razorback rookie in 2019 when he hit .274 with six home runs and 34 RBI to earn SEC All-Freshman honors.

The Overland Park, Kan., native garnered preseason first-team All-America accolades from four out of the five major college baseball publications this spring, including Baseball America, D1Baseball, NCBWA and Perfect Game. One of Arkansas' four team captains for the 2021 season, Franklin also checked in as the second-best outfielder in D1Baseball's preseason position power rankings.

He rounded out his gathering of preseason accolades with a spot on the USA Baseball Golden Spikes Award Watch List. The award, which is given to the top amateur baseball player in the country, was previously won by former Razorback outfielder Andrew Benintendi in 2015.

Franklin racked up numerous awards during the 2021 regular season, finishing the year as both an All-SEC Second Team and SEC All-Defensive Team performer. He, along with Kevin Kopps and Brady Slavens, was also named a semifinalist for the Dick Howser Trophy.

DIAPER DANDY NO MOORE

Arkansas second baseman Robert Moore burst onto the scene as a freshman. Now, in year two, he's ready for more.

Moore, the son of Kansas City Royals general manager Dayton Moore, started all 16 games in his debut as a Hog one year ago. The then-17-year-old freshman slashed .317/.403/.444 with two homers and 17 RBI before the season was cut short due to the pandemic. His 20 hits on the year ranked second among freshmen in the SEC, and his batting average and RBI total were third most among the league's first-year newcomers.

The slick-handed middle infielder earned SEC Player of the Week and Perfect Game National Player of the Week honors last season, becoming the first freshman in program history to do so. The Leawood, Kan.,



Sophomore second baseman **Robert Moore** burst onto the scene in 2020, slashing .317/.403/.444 with two homers and 17 RBI before the season was cut short.

native now heads into the 2021 campaign as a preseason third-team All-American by D1Baseball and preseason All-SEC First Team honoree.

Moore, also rated the third-best second baseman in D1Baseball's preseason position power rankings, topped off his hype-filled preseason with a spot alongside teammate Christian Franklin on the USA Baseball Golden Spikes Award Watch List. The award, which is given to the top amateur baseball player in the country, was previously won by former Razorback outfielder Andrew Benintendi in 2015.

Following his first full season of collegiate baseball, Moore was named to the All-SEC First Team and took home Newcomer All-SEC as well as SEC All-Defensive Team recognition.

GOLDEN BOLDEN

Caleb Bolden's strong outing during the opening weekend of the 2021 season earned him the conference's top weekly honor.

The right-hander was named the SEC Co-Pitcher of the Week (Feb. 23), putting an exclamation point on his impressive performance in the Razorbacks' 4-0 shutout win against No. 9 Texas at the State Farm College Baseball Showdown at Globe Life Field in Arlington, Texas. His effort out of the bullpen helped Arkansas secure their second victory of the young season as well as their second consecutive win against a top-10 opponent.

Bolden struck out seven batters in four no-hit innings, silencing the nationally ranked Longhorns en route to the Razorbacks' shutout win. The Texarkana, Texas, native entered the ballgame in the fifth and tossed the final four frames, picking up the first save of his college career.

CAPTAIN CASEY

Casey Opitz's big weekend at the plate in the Hogs' first SEC series of the year earned him the conference's top weekly honor. The catcher was named the SEC Co-Player of the Week (March 22) after powering Arkansas to two wins against nationally ranked Alabama. His bat led the Hogs to their first conference series win of the season.

Opitz recorded a hit in all three games of the series, driving in a team-leading four runs. He racked up a season-best three hits and matched his season-high with three runs scored in the Razorbacks' 9-1 win in game two, also launching his first homer of the year in the ballgame.



Junior outfielder **Christian Franklin**, a consensus preseason All-American and one of the four Razorback team captains, was named to the watch list for the USA Baseball Golden Spikes Award, which is given to the top amateur baseball player in the country.

LET THE GOOD TIMES ROLL

All-SEC First Team honoree Matt Goodheart brought home numerous weekly honors during the regular season, including SEC Player of the Week (March 29), Collegiate Baseball Newspaper National Player of the Week (April 19) and Perfect Game/Rawlings Player of the Week (April 20).

The Razorback slugger has hit a home run in four consecutive games on two occasions during the season. He hit a home run against Memphis (March 24) and in all three games on the road against nationally ranked Mississippi State (March 26-28), powering the Razorbacks to a three-game conference road series sweep against the Bulldogs, marking the first time since 2010 that Arkansas has gone on the road and swept in Starkville.

Goodheart homered in four consecutive games for the second time in the following month. He teed off for two homers against UA Pine Bluff (April 14) and in all three games of the series against Texas A&M (April 17-18).

WALLY THREE TIMES

Cayden Wallace and “immediate impact” belong in the same sentence.

The first-year newcomer, who named to the Freshman All-SEC Team, picked up SEC Freshman of the Week honors three times during the regular season, racking up co-honors on two occasions. The Greenbrier, Ark., native first earned the recognition on April 12 after guiding the Razorbacks to a series win at Ole Miss, slugging his way through the road trip with a homer and a team-high six RBI.

He picked up the award for a second time this season on April 19 after a five-RBI week against UA Pine Bluff and SEC foe Texas A&M. He had two multi-hit efforts against the Aggies, matching his season high of three base knocks during the series.

Wallace took it home once again on May 24 after helping Arkansas sweep Florida to grab its SEC-record 10th conference series win of the year and secure its second ever outright SEC regular-season title.

CALL THE KOPPS

The best college baseball player in the country is an Arkansas Razorback.

Kevin Kopps has been flat-out dominant during the 2021 campaign, owning a 0.74 ERA in 72.2 innings of work (30 appearances) on



Redshirt senior pitcher **Kevin Kopps** was named the National Player of the Year by Collegiate Baseball Newspaper, becoming the first reliever in history to earn the award from the nation's oldest baseball publication.



True freshman outfielder **Cayden Wallace** was named the SEC Co-Freshman of the Week after powering the Razorbacks to their first series win at Ole Miss since 2010.

the year. Kopps has struck out 112 batters and limited opposing hitters to a .159 batting average, allowing only six runs while issuing just 15 walks. He has a team-best 11 saves, including 10 of the multi-inning variety.

Kevin Kopps was named the National Player of the Year by Collegiate Baseball Newspaper, becoming the first relief pitcher in history to earn the award from the nation's oldest baseball publication as well as the second Razorback to earn the honor since Andrew Benintendi in 2015.

The award is one of the many honors Kopps has racked up during his historic campaign. He was also voted SEC Pitcher of the Year and became the first player to earn National Pitcher of the Month in consecutive months from the National Collegiate Baseball Writers Association.

Kopps is on the watch list for the NCBWA's Stopper of the Year Award, which goes to the nation's best relief pitcher. He is in contention for the Golden Spikes Award as well as the Dick Howser Trophy, which both recognize the best college baseball player in the country.

ACTION JAXON

It has not taken long for right-hander Jaxon Wiggins to make jaws drop.

According to D1Baseball, the freshman phenom has recorded the fourth-hardest pitch thrown (98 mph) in all of college baseball this season. Wiggins has clocked in at 98 mph multiple times this year, first doing so in his debut appearance out of the bullpen against No. 10 TCU at the State Farm College Baseball Showdown at Globe Life Field, home of the Texas Rangers, in Arlington, Texas.

He began his collegiate career by striking out nine of the first 13 batters he faced, collecting multiple strikeouts in his first four appearances.

DON'T SLEEP ON THE HOGS

Prior to the season, Arkansas was predicted to finish third in the SEC Western Division, collecting two first-place votes from the league's head coaches. Ole Miss (seven votes) and Mississippi State (three votes) were selected to finish first and second, respectively, in the division.

O CAPTAIN! MY CAPTAIN!

Arkansas' four team captains in 2021 are catcher Casey Opitz, outfielder Christian Franklin and pitchers Kevin Kopps and Zebulon Vermillion.



HOG HISTORY

INSIDE THE SERIES: NEBRASKA

Overall Series Record: 11-12
Record in Fayetteville, Ark.: 9-8
Record in Lincoln, Neb.: 1-3
Record at Neutral Sites: 1-1

IN THE DVH ERA: NEBRASKA

Overall Series Record: 5-6
Record in Fayetteville, Ark.: 3-3
Record in Lincoln, Neb.: 1-3
Record at Neutral Sites: 1-0

IN THE NCAA TOURNAMENT: NEBRASKA

Overall Record: 1-1
Record in Regionals: 1-1
Record in Super Regionals: 0-0
Record in College World Series: 0-0

DATE	SITE	W/L	SCORE
6/5/21	Fayetteville, Ark.	W	5-1
6/6/21	Fayetteville, Ark.	L	5-3
6/7/21	Fayetteville, Ark.		

RECOGNIZED RAZORBACKS

Jalen Battles

Brooks Wallace Award Watch List
SEC All-Tournament Team
SEC Tournament MVP
Perfect Game/Rawlings Player of the Week (June 2)

Caleb Bolden

SEC Co-Pitcher of the Week (Feb. 23)

Christian Franklin

D1Baseball Preseason All-America (First Team)
Perfect Game Preseason All-America (First Team)
NCBWA Preseason All-America (First Team)
Baseball America Preseason All-America (Second Team)
SEC Coaches Preseason All-SEC (First Team)
Golden Spikes Award Preseason Watch List
SEC Player of the Week (May 3)
Dick Howser Trophy Semifinalist
All-SEC Second Team
SEC All-Defensive Team

Matt Goodheart

SEC Coaches Preseason All-SEC (First Team)
SEC Player of the Week (March 29)
Collegiate Baseball Newspaper National Player of the Week (April 19)
Perfect Game/Rawlings Player of the Week (April 20)
All-SEC First Team

Kevin Kopps

SEC Co-Pitcher of the Week (April 26)
Collegiate Baseball Newspaper National Player of the Week (April 26)
NCBWA National Pitcher of the Month (April)
NCBWA Midseason Stopper of the Year Watch List
Perfect Game/Rawlings Pitcher of the Week (May 11)
Dick Howser Trophy Semifinalist
SEC Pitcher of the Year
All-SEC First Team
SEC All-Defensive Team
SEC All-Tournament Team
NCBWA National Pitcher of the Month (May)
Collegiate Baseball Newspaper National Player of the Year

Robert Moore

Baseball America Preseason All-American (Second Team)
D1Baseball Preseason All-American (Third Team)
SEC Coaches Preseason All-SEC (First Team)
Golden Spikes Award Preseason Watch List
All-SEC First Team
Newcomer All-SEC
SEC All-Defensive Team

Jacob Nesbit

SEC Community Service Team

Casey Opitz

SEC Coaches Preseason All-SEC (First Team)
SEC Co-Player of the Week (March 22)

Peyton Palette

Newcomer All-SEC

Dave Van Horn

SEC Coach of the Year

Brady Slavens

Dick Howser Trophy Semifinalist

Zebulon Vermillion

NCBWA Preseason Stopper of the Year Watch List

Cayden Wallace

SEC Co-Freshman of the Week (April 12)
SEC Co-Freshman of the Week (April 19)
SEC Freshman of the Week (May 24)
Freshman All-SEC Team

NCAA REGIONALS

SOUTHEASTERN CONFERENCE

JUNE 7

EASTERN DIVISION

	SEC	Pct.	GB	All	Pct.	Home	Away	Neutral	Div.	Top 25	Top 10	L10	Streak
%Tennessee	20-10	.667	-	48-16	.750	29-9	16-5	3-2	12-6	13-8	7-7	7-3	W3
Vanderbilt	19-10	.655	0.5	43-15	.741	30-6	12-7	1-2	11-7	17-13	8-7	7-3	W3
Florida	17-13	.567	3.0	38-22	.633	28-9	7-12	3-1	10-8	11-14	7-10	3-7	L3
South Carolina	16-14	.533	4.0	34-23	.596	23-10	10-11	1-2	12-6	9-16	7-8	5-5	L2
Georgia	13-17	.433	7.0	31-25	.554	20-13	10-10	1-2	9-9	7-14	6-11	3-7	L2
Kentucky	12-18	.400	8.0	29-23	.558	22-13	7-9	0-1	6-12	5-16	4-10	2-8	L1
Missouri	8-22	.267	12.0	15-36	.294	6-15	9-17	0-4	3-15	4-16	3-9	3-7	W1

WESTERN DIVISION

	SEC	Pct.	GB	All	Pct.	Home	Away	Neutral	Div.	Top 25	Top 10	L10	Streak
#Arkansas	22-8	.733	-	48-11	.814	28-6	13-5	7-0	13-5	21-5	18-3	9-1	L1
Mississippi State	20-10	.667	2.0	42-15	.737	27-8	12-4	3-3	13-5	13-11	7-9	6-4	W2
Ole Miss	18-12	.600	4.0	43-20	.683	29-11	8-7	6-2	10-8	16-10	12-9	6-4	L1
LSU	13-17	.433	9.0	37-23	.617	24-14	11-7	2-2	10-8	8-14	6-13	6-4	W3
Alabama	12-17	.414	9.5	32-26	.552	19-13	10-10	3-3	7-11	4-16	3-13	3-7	L1
Auburn	10-20	.333	12.0	25-27	.481	15-14	9-11	1-2	5-13	6-15	2-11	6-4	L2
Texas A&M	9-21	.300	13.0	29-27	.518	21-13	5-13	3-1	5-13	8-13	5-11	5-5	L2

#SEC Champion and SEC Tournament Champion; %Eastern Division Champion

SCHEDULE (ALL TIMES EASTERN)

Friday, June 4

South Florida 5, Florida 3
South Carolina 4, Virginia 3
NC State 8, Alabama 1
Arkansas 13, NJIT 8
Mississippi State 8, Samford 4
Tennessee 9, Wright State 8
Vanderbilt 10, Presbyterian 0
Ole Miss 6, Southeast Missouri State 3
Gonzaga 3, LSU 0

Saturday, June 5

South Alabama 19, Florida 1
Alabama 3, Rider 1
LSU 6, Central Connecticut State 5 (10 inn.)
Ole Miss 4, Florida State 3
Tennessee 9, Liberty 3
Old Dominion 2, South Carolina 1
Vanderbilt 4, Georgia Tech 3
Mississippi State 16, VCU 4
Arkansas 5, Nebraska 1

Sunday, June 6

Virginia 3, South Carolina 2
Louisiana Tech 10, Alabama 8
LSU 9, Gonzaga 4
LSU 4, Oregon 1
Southern Miss 10, Ole Miss 7
Tennessee 3, Liberty 1
Nebraska 5, Arkansas 3
Vanderbilt 14, Georgia Tech 11 (11 inn.)
Mississippi State vs. Campbell - postponed

Monday, June 7

Mississippi State vs. Campbell - 12 p.m.
Ole Miss vs. Southern Miss - 1 p.m.
Arkansas vs. Nebraska - 7 p.m.
LSU vs. Oregon - 10 p.m.



D1Baseball

Week 16

- 1 **Arkansas**
- 2 Tennessee
- 3 Texas
- 4 Vanderbilt
- 5 Arizona
- 6 Notre Dame
- 7 Stanford
- 8 TCU
- 9 Texas Tech
- 10 Oregon
- 11 Mississippi State
- 12 East Carolina
- 13 Ole Miss
- 14 Florida
- 15 Old Dominion
- 16 NC State
- 17 UC Irvine
- 18 Louisiana Tech
- 19 Nebraska
- 20 Southern Miss
- 21 UCLA
- 22 Duke
- 23 Oklahoma State
- 24 Maryland
- 25 Gonzaga

Baseball America

Week 16

- 1 **Arkansas**
- 2 Vanderbilt
- 3 Tennessee
- 4 Notre Dame
- 5 Texas
- 6 Arizona
- 7 Stanford
- 8 Mississippi State
- 9 Texas Tech
- 10 Ole Miss
- 11 TCU
- 12 Florida
- 13 Oregon
- 14 Old Dominion
- 15 UC Irvine
- 16 NC State
- 17 East Carolina
- 18 Florida State
- 19 Nebraska
- 20 Louisiana Tech
- 21 UCLA
- 22 Oklahoma State
- 23 Southern Miss
- 24 Duke
- 25 Charlotte

USA Today Coaches Poll

Week 16

- 1 **Arkansas**
- 2 Tennessee
- 3 Vanderbilt
- 4 Texas
- 5 Arizona
- 6 Notre Dame
- 7 Texas Tech
- 8 Mississippi State
- 9 Stanford
- 10 TCU
- 11 Ole Miss
- 12 Oregon
- 13 Florida
- 14 East Carolina
- 15 Old Dominion
- 16 UC Irvine
- 17 NC State
- 18 Louisiana Tech
- 19 Nebraska
- 20 Southern Mississippi
- 21 UCLA
- 22 Gonzaga
- 23 Oklahoma State
- 24 Florida State
- 25 Charlotte

Perfect Game

Week 16

- 1 **Arkansas**
- 2 Tennessee
- 3 Texas
- 4 Vanderbilt
- 5 Notre Dame
- 6 Arizona
- 7 Stanford
- 8 Florida
- 9 Mississippi State
- 10 Ole Miss
- 11 Oregon
- 12 TCU
- 13 UC Irvine
- 14 Texas Tech
- 15 East Carolina
- 16 Nebraska
- 17 Old Dominion
- 18 Duke
- 19 Liberty
- 20 North Carolina State
- 21 Louisiana Tech
- 22 VCU
- 23 Oklahoma State
- 24 Florida State
- 25 Gonzaga

Collegiate Baseball

Week 16

- 1 **Arkansas**
- 2 Vanderbilt
- 3 Mississippi State
- 4 Texas
- 5 Tennessee
- 6 Arizona
- 7 Notre Dame
- 8 TCU
- 9 Stanford
- 10 Oregon
- 11 Texas Tech
- 12 Florida
- 13 East Carolina
- 14 Ole Miss
- 15 UC Irvine
- 16 South Carolina
- 17 UCLA
- 18 Nebraska
- 19 Duke
- 20 Oklahoma State
- 21 Georgia Tech
- 22 NC State
- 23 Arizona State
- 24 Old Dominion
- 25 Louisiana Tech
- 26 Central Michigan
- 27 VCU
- 28 Miami
- 29 Charlotte
- 30 Connecticut

NCBWA

Week 16

- 1 **Arkansas**
- 2 Texas
- 3 Tennessee
- 4 Vanderbilt
- 5 Arizona
- 6 TCU
- 7 Texas Tech
- 8 Ole Miss
- 9 Oregon
- 10 Notre Dame
- 11 Stanford
- 12 Mississippi State
- 13 Florida
- 14 Old Dominion
- 15 East Carolina
- 16 UC Irvine
- 17 Louisiana Tech
- 18 UCLA
- 19 Oklahoma State
- 20 Nebraska
- 21 South Carolina
- 22 Southern Miss
- 23 NC State
- 24 Charlotte
- 25 Florida State
- 26 Gonzaga
- 27 Duke
- 28 Arizona State
- 29 Dallas Baptist
- 30 Fairfield

ARKANSAS IN THE POLLS

	D1	BA	USA TODAY	PG	CB	NCBWA
Preseason	8	14	8	20	22	8
Week 2	2	6	8	5	5	3
Week 3	1	1	1	3	1	1
Week 4	1	1	1	1	1	1
Week 5	1	1	1	1	1	1
Week 6	2	1	2	3	5	3
Week 7	2	1	2	2	4	2
Week 8	2	1	2	2	2	2
Week 9	1	1	1	1	1	1
Week 10	1	1	1	1	1	1
Week 11	1	1	1	1	1	1
Week 12	1	1	1	1	1	1
Week 13	1	1	1	1	1	1
Week 14	1	1	1	1	1	1
Week 15	1	1	1	1	1	1
Week 16	1	1	1	1	1	1
Final	--	--	--	--	--	--

D1 - D1Baseball.com


BA - Baseball America

USA TODAY - USA Today Coaches Poll

PG - Perfect Game

CB - Collegiate Baseball Newspaper

NCBWA - National Collegiate Baseball Writers Association



PERSONAL

Born: Sept. 17, 1960
 Hometown: Kansas City, Mo.
 Alma Mater: Arkansas (1988)
 Masters of Science: East Texas State University (1992)
 Wife: Karen
 Children: Hollan, Mariel
 Named Head Coach at Arkansas: June 21, 2002

PLAYING HISTORY

1982-1984 Atlanta Braves Organization
 1982 MLB Draft: 10th Rd (Braves)
 1982 Arkansas
 1980-1981 McLennan (Texas) CC

COACHING HONORS

2021 SEC Coach of the Year
 2004 SEC Coach of the Year
 2001 Baseball America National Coach of the Year
 2001 BIG 12 Coach of the Year
 2001 ABCA Midwest Region Coach of the Year
 2000 ABCA Midwest Region Coach of the Year
 1997 Southland Coach of the Year
 1995 Southland Coach of the Year
 1994 NCAA Division II Coach of the Year
 1994 ABCA Central Region Coach of the Year

HALL OF FAME

2019 Inducted into Arkansas Sports Hall of Fame
 2013 Inducted into Winnetonka HS HOF
 2012 Inducted into Ban Johnson League HOF
 2001 Inducted into Central Missouri State HOF

In his 19th season as head coach of the Razorback baseball program, Dave Van Horn has continued to elevate Arkansas into one of the nation's premier teams year in and year out. Over his 18 seasons as head Hog, Van Horn has led Arkansas to six College World Series appearances, 16 NCAA Tournament berths, one Southeastern Conference overall title, five SEC Western Division championships and 700 wins and counting.

Ever since returning to his alma mater in 2003 to take over for retiring SEC legend Norm DeBriyn, Van Horn has continued to successfully field nationally competitive teams, while also grooming numerous All-Americans, all-conference and future major league players.

Under his guidance, 30 Razorbacks have been named All-Americans, 42 as All-SEC players, and 111 have been picked in the MLB Draft. Those draft picks are the third-most among all active head coaches in the SEC.

Van Horn is the second-winningest coach in Arkansas history with 700 wins entering the 2021 season. In 2018, Van Horn became only the second active head coach in the SEC with 600 or more wins at their current school. He won his 700th game as the Hogs' skipper in what turned out to be the team's final game of the 2020 season against Grand Canyon.


Including his years at Nebraska, Northwestern State and Central Missouri State, Van Horn has racked up 1,119 wins at four-year institutions, which is 15th-most among all active coaches. He is also one of 10 active coaches with 1,000 or more wins at four-year schools.

DVH AGAINST 2021 OPPONENTS				
	W/L	Home	Away	Neutral
Alabama	34-25	19-8	13-14	2-3
Arkansas-Pine Bluff	3-0	3-0	--	--
Arkansas State	1-0	1-0	--	--
Auburn	33-22	17-10	15-12	1-0
Central Arkansas	1-0	1-0	--	--
Florida	28-21	13-5	9-12	6-4
Georgia	24-18	14-7	9-8	1-3
Grambling State	7-0	6-0	--	1-0
Illinois State	2-1	2-1	--	--
Little Rock	2-1	2-1	--	--
LSU	24-42	13-17	10-17	1-8
Louisiana Tech	19-6	8-2	7-4	4-0
Memphis	11-1	4-0	5-0	2-1
Mississippi State	31-27	16-11	13-14	2-2
Missouri State	20-9	11-7	9-2	--
Murray State	3-0	3-0	--	--
Nebraska	5-6	3-3	1-3	1-0
NJIT	1-0	0-0	0-0	1-0
Oklahoma	3-4	1-1	2-2	0-1
Ole Miss	34-42	16-20	11-16	7-6
South Carolina	28-21	12-9	12-9	4-3
SE Missouri State	6-2	6-2	--	--
Tennessee	29-16	14-7	12-8	3-1
Texas	9-6	2-0	3-4	4-2
TCU	3-0	2-0	--	1-0
Texas Tech	5-1	1-0	--	4-1
Texas A&M	18-14	10-5	7-9	1-0
Vanderbilt	20-22	12-8	7-10	1-4


VAN HORN'S CAREER NUMBERS

Year	School	Record	Pct.	Conf.	Place	Tourn.	NCAA
1989	Texarkana CC	39-18	.684	NA	NA	NA	--
1990	Texarkana CC	44-14	.759	NA	NA	NA	--
1991	Texarkana CC	45-12	.789	NA	NA	NA	--
1992	Texarkana CC	48-10	.827	NA	1st	NA	--
1993	Texarkana CC	38-18	.678	NA	NA	NA	--
	Totals	214-72	.748	--	--	--	--
1994	Central Missouri State	51-11	.823	15-1	1st (Div.)	1st (4-1)	NCAA DII Champs
	Totals	51-11	.823	15-1	--	1 (4-1)	--
1995	Northwestern State	37-15	.711	19-5	1st	DNP (0-2)	--
1996	Northwestern State	34-27	.557	14-16	2nd (Div.)	2nd (3-2)	--
1997	Northwestern State	35-23	.603	19-9	1st	DNP (0-2)	--
	Totals	106-65	.620	52-30	--	3 (3-6)	--
1998	Nebraska	24-20	.545	10-13	7th	DNQ	DNQ
1999	Nebraska	42-18	.700	16-9	5th	1st (4-0)	NCAA (1-2)
2000	Nebraska	51-17	.750	21-9	2nd	1st (5-1)	NCAA (4-2)
2001	Nebraska	50-16	.758	20-8	1st	1st (4-0)	CWS (5-2)
2002	Nebraska	47-21	.691	16-11	2nd	2nd (3-1)	CWS (5-3)
	Totals	214-92	.699	67-39	--	4 (16-2)	4 (15-9)
2003	Arkansas	35-22	.612	14-16	6th West	T-7th (0-2)	NCAA (1-2)
2004	Arkansas	45-24	.652	19-11	T-1st Overall	4th (2-2)	CWS (6-3)
2005	Arkansas	39-22	.636	13-17	T-5th West	T-7th (0-2)	NCAA (2-2)
2006	Arkansas	39-21	.650	18-12	2nd West	T-7th (0-2)	NCAA (1-2)
2007	Arkansas	43-21	.672	18-12	1st West	2nd (3-1)	NCAA (2-2)
2008	Arkansas	34-24	.586	14-15	4th West	DNQ	NCAA (0-2)
2009	Arkansas	41-24	.631	14-15	4th West	4th (2-2)	CWS (7-2)
2010	Arkansas	43-21	.672	18-12	2nd West	T-7th (0-2)	NCAA (3-3)
2011	Arkansas	40-22	.645	15-15	1st West	T-3rd (2-2)	NCAA (2-2)
2012	Arkansas	46-22	.676	16-14	T-2nd West	T-9th (0-2)	CWS (7-3)
2013	Arkansas	39-22	.639	18-11	2nd West	T-3rd (2-1)	NCAA (2-2)
2014	Arkansas	40-25	.615	16-14	4th West	T-3rd (3-2)	NCAA (2-2)
2015	Arkansas	40-25	.615	17-12	3rd West	T-5th (2-2)	CWS (5-3)
2016	Arkansas	26-29	.473	7-23	7th West	DNQ	DNQ
2017	Arkansas	45-19	.703	18-11	2nd West	2nd (3-2)	NCAA (3-2)
2018	Arkansas	48-21	.696	18-12	T-1st West	T-3rd (2-1)	CWS Runner-Up (9-3)
2019	Arkansas	46-20	.697	20-10	T-1st West	T-5th (1-2)	NCAA (5-3)
2020	Arkansas	11-5	.688	--	--	--	--
2021	Arkansas	48-11	.814	22-8	1st Overall	1st (4-0)	(2-1)
	Totals	748-400	.652	295-240	--	16 (26-27)	17 (59-40)
CAREER TOTALS		1,333-640	.676	429-310	--	49-36 (.577)	74-48 (.601)

A ||| THE ARKANSAS RAZORBACKS




ROBERT MOORE
So. • 5-9 • 170 • S/R
INF • Leawood, Kan.




ZACK GREGORY
R-So. • 5-10 • 185 • L/R
INF • Keller, Texas




JALEN BATTLES
Jr. • 6-2 • 205 • R/R
INF • San Antonio, Texas




JACOB NESBIT
R-Jr. • 6-0 • 180 • R/R
INF • Coppell, Texas




CAYDEN WALLACE
Fr. • 6-0 • 205 • R/R
INF/OF • Greenbrier, Ark.



BRAYDON WEBB
R-Sr. • 6-0 • 200 • R/R
OF • McKinney, Texas



MATT GOODHEART
Sr. • 6-1 • 185 • L/R
INF • Magnolia, Ark.




CASON TOLLETT
So. • 6-1 • 210 • R/R
C/1B • Little Rock, Ark.




CASEY OPITZ
Sr. • 5-11 • 200 • S/R
C • Centennial, Colo.




CONNOR NOLAND
Jr. • 6-2 • 220 • R/R
RHP • Greenwood, Ark.




CULLEN SMITH
R-Sr. • 6-0 • 185 • L/R
INF • Nashville, Tenn.




DYLAN LEACH
Fr. • 5-11 • 195 • S/R
C • Carthage, Texas




ZAC WHITE
Fr. • 6-0 • 180 • R/R
INF/OF • Little Rock, Ark.




BRADY SLAVENS
Jr. • 6-3 • 195 • L/R
INF • Olathe, Kan.



LAEL LOCKHART
Grad. • 6-3 • 220 • S/L
LHP • Friendswood, Texas




CHARLIE WELCH
Jr. • 6-0 • 205 • R/R
C • St. Petersburg, Fla.




ELIJAH TREST
Jr. • 6-3 • 220 • L/R
RHP • White Oak, Texas




JACOB BURTON
Jr. • 6-0 • 185 • R/R
RHP • Diana, Texas



JAXON WIGGINS
Fr. • 6-6 • 220 • R/R
RHP • Roland, Okla.




CHRISTIAN FRANKLIN
Jr. • 5-11 • 195 • R/R
OF • Overland Park, Kan.




ETHAN BATES
Fr. • 5-11 • 175 • R/R
INF • Hot Springs, Ark.



BLAKE ADAMS
So. • 6-2 • 215 • R/R
RHP • Springdale, Ark.




KOLE RAMAGE
Sr. • 6-1 • 205 • R/R
RHP • Southlake, Texas



NATE WOHLGEMUTH
Fr. • 5-11 • 210 • R/R
RHP • Owasso, Okla.



CALEB BOLDEN
R-Jr. • 6-2 • 190 • R/R
RHP • Texarkana, Texas



ZACK MORRIS
So. • 6-3 • 220 • L/L
LHP • Cabot, Ark.




PATRICK WICKLANDER
Jr. • 6-1 • 205 • R/L
LHP • San Jose, Calif.




NICK GRIFFIN
Fr. • 6-4 • 185 • R/R
LHP • Monticello, Ark.




RYAN COSTEIU
Jr. • 6-0 • 200 • R/R
RHP • Clayton, Calif.



PEYTON PALLETTE
So. • 6-1 • 175 • R/R
RHP • Benton, Ark.




CADEN MONKE
Jr. • 6-3 • 170 • L/L
LHP • Mt. Olive, Ill.



MARK ADAMIAK
So. • 6-4 • 225 • R/R
RHP • Shawnee, Kan.



EVAN TAYLOR
Jr. • 6-4 • 255 • L/L
LHP • Florence, Ala.




COREY SPAIN
R-Fr. • 5-11 • 215 • L/L
LHP • Monett, Mo.




WILL MCENTIRE
So. • 6-4 • 235 • L/R
RHP • Bryant, Ark.




MILLER PLEIMANN
R-So. • 6-4 • 200 • R/R
RHP • Fayetteville, Ark.




KEVIN KOPPS
R-Sr. • 6-0 • 200 • R/R
RHP • Sugar Land, Texas



TYLER CACCIATORI
Fr. • 6-6 • 235 • R/R
RHP • Sheridan, Ark.



HESTON TOLE
Fr. • 6-6 • 210 • R/R
RHP • Wichita Falls, Kan.



MATTHEW MAGRE
Fr. • 6-1 • 205 • L/L
LHP • Fayetteville, Ark.




LOUIS STALLONE
Fr. • 6-9 • 235 • R/R
RHP • Kings Park, N.Y.



GABRIEL STARKS
Fr. • 6-4 • 215 • R/R
RHP • Pine Bluff, Ark.




NATHAN RINTZ
R-Fr. • 6-2 • 190 • R/R
RHP • Schaumburg, Ill.



EVAN GRAY
R-Fr. • 6-4 • 200 • R/R
RHP • Swansea, Ill.



ISSAC BRACKEN
Grad. • 6-0 • 195 • R/R
RHP • Berthoud, Colo.



ZEBULON VERMILLION
Sr. • 6-4 • 230 • L/R
RHP • Prairie Village, Kan.





No.	Player	Pos.	B/T	Yr.	Ht.	Wt.	Hometown / High School / Previous School
1	Robert Moore	INF	S/R	So.	5-9	170	Leawood, Kan. / Shawnee Mission East HS
3	Zack Gregory	INF/OF	L/R	R-So.	5-10	185	Keller, Texas / Timber Creek HS
4	Jalen Battles	INF	R/R	Jr.	6-2	205	San Antonio, Texas / James Madison HS / McLennan CC
5	Jacob Nesbit	INF	R/R	R-Jr.	6-0	180	Coppell, Texas / Coppell HS
7	Cayden Wallace	INF/OF	R/R	Fr.	6-0	205	Greenbrier, Ark. / Greenbrier HS
8	Braydon Webb	OF	R/R	R-Sr.	6-0	200	McKinney, Texas / McKinney Boyd HS / Grayson CC
10	Matt Goodheart	INF	L/R	Sr.	6-1	185	Magnolia, Ark. / Magnolia HS / San Jacinto CC
11	Cason Tollett	C/1B	R/R	So.	6-1	210	Little Rock, Ark. / Little Rock Christian Academy
12	Casey Opitz	C	S/R	Sr.	5-11	200	Centennial, Colo. / Heritage HS
13	Connor Noland	RHP	R/R	Jr.	6-2	220	Greenwood, Ark. / Greenwood HS
14	Cullen Smith	INF	L/R	R-Sr.	6-0	185	Nashville, Tenn. / Wilson Central HS / East Tenn. State
15	Dylan Leach	C	S/R	Fr.	5-11	195	Carthage, Texas / Carthage HS
16	Zac White	OF	R/R	Fr.	6-0	180	Little Rock, Ark. / Joe T. Robinson HS
17	Brady Slavens	INF	L/R	Jr.	6-3	195	Olathe, Kan. / Olathe NW HS / Wichita St. / Johnson County CC
18	Lael Lockhart	LHP	S/L	Grad.	6-3	220	Friendswood, Texas / Friendswood HS / Houston
19	Charlie Welch	C	R/R	Jr.	6-0	205	St. Petersburg, Fla. / Jefferson HS / St. Johns River State
20	Elijah Trest	RHP	L/R	Jr.	6-3	220	White Oak, Texas / White Oak HS
21	Jacob Burton	RHP	R/R	Jr.	6-0	185	Diana, Texas / New Diana HS
22	Jaxon Wiggins	RHP	R/R	Fr.	6-6	220	Roland, Okla. / Roland HS
25	Christian Franklin	OF	R/R	Jr.	5-11	195	Overland Park, Kan. / Rockhurst HS
26	Ethan Bates	INF	L/R	Fr.	5-11	175	Hot Springs, Ark. / Lakeside HS
27	Blake Adams	RHP	R/R	So.	6-2	215	Springdale, Ark. / Springdale Har-Ber HS
28	Kole Ramage	RHP	R/R	Sr.	6-1	205	Southlake, Texas / Southlake Carroll HS
29	Nate Wohlgemuth	RHP	R/R	Fr.	5-11	210	Owasso, Okla. / Owasso HS
31	Caleb Bolden	RHP	R/R	R-Jr.	6-2	190	Texarkana, Texas / Pleasant Grove HS
32	Zack Morris	LHP	L/L	So.	6-3	220	Cabot, Ark. / Cabot HS
33	Patrick Wicklander	LHP	R/L	Jr.	6-1	205	San Jose, Calif. / Valley Christian HS
34	Nick Griffin	LHP	L/L	Fr.	6-4	185	Monticello, Ark. / Monticello HS
35	Ryan Costeiu	RHP	R/R	Jr.	6-0	200	Clayton, Calif. / De La Salle HS / Sacramento City College
36	Peyton Palette	RHP	R/R	So.	6-1	175	Benton, Ark. / Benton HS
37	Caden Monke	LHP	L/L	Jr.	6-3	170	Mt. Olive, Ill. / Mt. Olive HS
38	Mark Adamiak	RHP	R/R	So.	6-4	225	Shawnee, Kan. / Shawnee Mission Northwest HS
39	Evan Taylor	LHP	L/L	Jr.	6-4	255	Florence, Ala. / Florence HS
40	Corey Spain	LHP	L/L	R-Fr.	5-11	215	Monett, Mo. / Monett HS
41	Will McEntire	RHP	L/R	So.	6-4	235	Bryant, Ark. / Bryant HS
43	Miller Pleimann	RHP	R/R	R-So.	6-4	200	Fayetteville, Ark. / Fayetteville HS / Wichita State
45	Kevin Kopps	RHP	R/R	R-Sr.	6-0	200	Sugar Land, Texas / George Ranch HS
46	Tyler Cacciatori	RHP	R/R	Fr.	6-6	235	Sheridan, Ark. / Sheridan HS
48	Heston Tole	RHP	R/R	Fr.	6-6	210	Wichita Falls, Texas / IMG Academy
50	Matthew Magre	LHP	L/L	Fr.	6-1	205	Fayetteville, Ark. / Fayetteville HS
52	Louis Stallone	RHP	R/R	Fr.	6-9	235	Kings Park, N.Y. / St. Anthony's HS
55	Gabriel Starks	RHP	R/R	Fr.	6-1	215	Pine Bluff, Ark. / Watson Chapel HS
57	Nathan Rintz	RHP	R/R	R-Fr.	6-2	190	Schaumburg, Ill. / Schaumburg HS
58	Evan Gray	RHP	R/R	R-Fr.	6-4	200	Swansea, Ill. / Belleville East HS
59	Issac Bracken	RHP	R/R	Grad.	6-0	195	Berthoud, Colo. / Berthoud HS / Northern Colorado
88	Zebulon Vermillion	RHP	L/R	Sr.	6-4	230	Prairie Village, Kan. / Shawnee Mission East HS

Coaches and Support Staff

Head Coach:	2 Dave Van Horn, 19th season (Arkansas, 1988)
Assistant Coach:	30 Nate Thompson, 4th season (Dallas Baptist, 2006)
Assistant Coach:	47 Matt Hobbs, 3rd season (Missouri, 2002)
Volunteer Assistant Coach:	6 Bobby Wernes, 1st season (Arkansas, 2018)
Student Assistants:	51 DJ Baxendale, 2nd season; 44 Marshall Denton, 1st season
Director of Operations:	Clay Goodwin, 14th season (Arkansas, 2005)
Athletic Trainer:	Corey Wood (East Carolina, 2008)
Strength & Conditioning	Blaine Kinsley (Lenoir-Rhyne, 2010)
Director of Video and Scouting	Zach Barr (Arkansas, 2017)
Graduate Managers:	Ben Breazeale, Phil Cebuhar, Daniel DeMondesert, Shane Opitz
Student Managers:	Josh Langham, John McElroy, Matthew Schluterman, Mason Schultz
Sports Information Director:	Oliver Grigg (Tulane, 2017)
Academics Director:	Brock Randels (NW Oklahoma State, 2019)
Sports Nutritionist:	Lauren Lyons (Saint Louis University, 2017)
Sport Administrator:	Kevin Trainor (Arkansas, 1994)

Pronunciation Guide

Mark Adamiak	uh-DOM-ee-ack
Tyler Cacciatori	catch-a-toree
Ryan Costeiu	COST-you
Miller Pleimann	PLY-men
Lael Lockhart	LYLE
Matthew Magre	MAH-gray
Caden Monke	Monk
Jacob Nesbit	NEZ-bit
Peyton Palette	PAH-let
Casey Opitz	oh-pitts
Kole Ramage	RAM-midge
Nathan Rintz	rinse
Brady Slavens	SLAY-vins
Cason Tollett	TUH-let
Nate Wohlgemuth	wole-guh-muth



PROJECTED LINEUP

12 CASEY OPITZ **C** **S/R** **SR** **.253/.362/.331**

10 multi-hit games and four multi-RBI efforts ... One homer and 15 runs batted in on the year ... 5-for-5 in stolen base attempts ... Accounted for a team-high three runs and drew a team-best three walks vs. #3 Texas Tech (2/20) ... Picked up three hits, including a home run, against Alabama (3/20) ... Preseason All-SEC First Team ... No. 6 catcher in D1Baseball's preseason position power rankings.

17 BRADY SLAVENS **1B** **L/R** **JR** **.294/.351/.569**

Tied for the team lead in home runs (13) ... Squad-leading 60 RBI on the year ... 18 multi-hit and 15 multi-RBI games this season ... Launched his first dinger as a Hog against #9 Texas (2/21), hitting a three-run shot and driving in four total runs in the win ... Knocked in a career-high five runs on two hits, including a three-run homer, against Little Rock (4/7) ... Attended Johnson County CC before arriving at Arkansas ... National Player of the Year by JUCO Baseball Blog.

1 ROBERT MOORE **2B** **S/R** **SO** **.281/.383/.530**

Tied for first on the team in home runs (13) and ranks third in RBI (47) ... Tied for second on the team in stolen bases (6) ... 17 multi-hit games, including four three-hit efforts and one four-hit performance, on the year ... 13 multi-RBI games ... Hit for the cycle against UCA (3/30), becoming the first Razorback to do so since 1994 ... Preseason All-American by Baseball America and D1Baseball ... Preseason All-SEC First Team ... No. 3 second baseman in D1Baseball's preseason position power rankings.

14 CULLEN SMITH **3B** **R/R** **R-SR** **.273/.415/.540**

10 homers this season ... Nine multi-hit and eight multi-RBI games on the year ... Picked up his first hit as a Razorback in the season opener vs. #3 Texas Tech (2/20), also collecting his first RBI of the year in the Hogs' 13-9 win ... Hit a homer and drove in three runs at #3 Ole Miss (4/11) ... Two homers against UAPB (4/14) ... Three-time All-SoCon honoree at East Tennessee State before transferring to Arkansas.

4 JALEN BATTLES **SS** **R/R** **JR** **.262/.367/.396**

SEC Tournament MVP ... Fifth on team in RBI (41) ... Made his Hog debut in the opener vs. #3 Texas Tech (2/20), collecting a team-high three RBI on three hits, including a double ... Hammered two homers and drove in a career-best four runs against Central Arkansas (3/30) ... Three hits, including his fifth homer of the year, and two RBI against #4 Tennessee (5/30) in the SEC Tournament championship.

8 BRAYDON WEBB **LF** **R/R** **R-SR** **.188/.389/.447**

Tied for second on the team in stolen bases (6) this season ... Six homers and 15 RBI on the year ... Drove in two and stole a base in the season opener against #3 Texas Tech (2/20) ... Doubled and scored two runs against #22 Alabama (3/20) ... Four homers in SEC play this year, including dingers at #2 Mississippi State (3/27), against Auburn (4/1), at #3 Ole Miss (4/11) and at #4 Tennessee (5/15).

25 CHRISTIAN FRANKLIN **CF** **R/R** **JR** **.285/.428/.565**

18 multi-hit games and 12 multi-RBI efforts ... Tied for first on the team in homers (13) and is second on the squad in RBI (54) ... Consensus preseason All-American with first-team recognition from D1Baseball, NCBWA and Perfect Game ... Golden Spikes Award Preseason Watch List selection ... Preseason All-SEC First Team ... No. 2 outfielder in D1Baseball's preseason position power rankings.

7 CAYDEN WALLACE **RF** **R/R** **FR** **.286/.375/.504**

Tied for first on the team in homers (13) ... 16 multi-hit efforts on the year, including seven three-hit games, and 12 multi-RBI efforts ... Swatted his first collegiate home run against SEMO (2/26), driving in two runs in the win ... Launched two homers in the three-game road series at Louisiana Tech (3/12-14) ... Three RBI at #3 Ole Miss (4/11) ... Swatted his first career grand slam and drove in a career-best four runs against Arkansas State (5/11) ... Two-homer game with four RBI against #9 Florida (5/20).

10 MATT GOODHEART **DH** **L/R** **SR** **.276/.401/.510**

Tied for first on the team in homers (13) ... Has reached base safely in 45 out of 51 games played in this season ... 13 multi-hit performances and 10 multi-RBI efforts this year ... Has homered in four consecutive games on two occasions this season (3/24-28 & 4/14-18) ... Missed the Hogs' season-opening weekend at the State Farm College Baseball Showdown due to a non-COVID-related health reason ... Four hits, including two home runs, and a career-high five runs batted in against UAPB (4/14) ... Leadoff homer in the 5-1 win against #19 Nebraska (6/5) ... Preseason All-SEC First Team.

THE BENCH

3 ZACK GREGORY **INF/OF** **L/R** **R-SO**

Slashing .240/.431/.400 with three home runs and 19 RBI in 100 at-bats in 2021 ... Started six games, playing in 10 overall as a redshirt freshman during the pandemic-shortened 2020 campaign Made two starts in LF, one in RF and three at first base ... Hit leadoff three times in 2020 ... Recorded three hits, two RBIs, five walks, a run scored and a stolen base.

5 JACOB NESBIT **INF** **R/R** **R-JR**

Slashing .205/.333/.288 with two home runs and 14 RBI in 73 at-bats in 2021 ... Started at third base in all three contests at the State Farm College Baseball Showdown ... Drew a walk in each game ... Jacked his first home run of the season against Murray State (3/7), launching a three-run shot in the win ... Came off the bench and singled against #22 Alabama (3/19).

15 DYLAN LEACH **C** **S/R** **FR**

Slashing .257/.469/.429 with one home run and four RBI in 35 at-bats this season ... Made his Hog debut against SEMO (2/26), picking up his first collegiate hit in the win ... Hit his first collegiate homer against Central Arkansas (3/30) ... Top-500 overall prospect nationally by Perfect Game ... Ranked as the No. 5 catcher in the state of Texas and the No. 36 catcher in the country ... 2020 Perfect Game Preseason Underclass All-American (Texas All-Region First Team).

16 ZAC WHITE **INF/OF** **R/R** **FR**

Has played in six games with two starts as a true freshman ... One RBI on the year ... Made his Razorback debut against SEMO (2/27) and collected his first collegiate hit ... Native of Little Rock, Ark. ... Hit .506 for Joe T. Robinson HS as a junior with four triples, 11 doubles, four home runs, 33 RBI and a .571 on-base percentage ... Brother (John David) plays football for Arkansas ... Father (David) was a golfer for Razorbacks.

19 CHARLIE WELCH **C** **R/R** **JR**

Hitting .364 (20-for-55) with five homers and 15 RBI on the year ... 7-for-11 (.636) as a pinch hitter, including 6-for-9 in pinch-hit at-bats in SEC games ... Made his Razorback debut against SEMO (2/26), smashing a two-run homer ... Made first SEC start in second game of doubleheader at Ole Miss (4/10), scoring a run on two walks ... Provided the game-winning heroics in the Razorbacks' 4-3 win against Florida (5/21), hitting a pinch-hit, walk-off double in the bottom of the ninth that clinched Arkansas' first regular-season SEC championship since 2004 and first outright overall title since 1999 ... Before Arkansas, hit .280 with four homers, 17 RBI and 20 runs scored in 26 games during the pandemic-shortened 2020 season at St. Johns River State College.

26 ETHAN BATES **INF** **L/R** **FR**

Six RBI in 36 at-bats this season as a true freshman ... Made his Razorback debut against SEMO (2/27) ... Collected his first collegiate hit and RBI against SEMO (2/28) ... Started against #4 Vanderbilt (5/27), driving in two runs in the win ... Native of Hot Springs, Ark. ... No. 15 prospect in state of Arkansas, according to Perfect Game ... Named the 2019 Sentinel Record All-Garland County Baseball Player of the Year.

NCAA REGIONALS ROTATION

SATURDAY

**LHP 33 PATRICK WICKLANDER****JR****6-1, 2.17 ERA, 22 BB, 79 K**

Last Start: June 5 vs. #19 Nebraska, 5.0 IP, 2 H, 1 R, 1 ER, 2 BB, 7 K

16 appearances, including 12 starts, on the year ... Leads the team's starting pitchers in ERA and strikeouts ... Made his first start of the season against Oklahoma (3/16), tallying a strikeout in 1.2 frames ... Struck out six in 5.1 innings of work in relief against #22 Alabama (3/19) ... Started the series opener on the road at #2 Mississippi State (3/26), striking out three in five innings while allowing only one run in Arkansas' win ... Struck out a eight in six innings of one-run ball against Auburn (4/1) ... Tossed a career-long seven innings and struck out five while allowing only one run on two hits at #11 South Carolina (4/23) ... Struck out five in 6.2 scoreless innings of work at LSU (4/30) ... Tallied nine strikeouts in 5.2 scoreless innings of work against Georgia (5/7) ... Punched out a career-high 11 in a dominant six-inning start against #9 Florida (5/20), limiting the Gators to one run on three hits and a walk ... Struck out seven in the Hogs' 5-1 win against #19 Nebraska in the NCAA Fayetteville Regional (6/5) ... Entered the 2020 season rated as the No. 64 starting pitcher in D1 Baseball's preseason position power rankings.

SUNDAY

**LHP 18 LAEL LOCKHART****GRAD****3-3, 4.50 ERA, 16 BB, 66 K**

Last Start: June 6 vs. #19 Nebraska, 4.1 IP, 8 H, 5 R, 4 ER, 0 BB, 5 K

15 appearances with 13 starts this season ... Made his first start as a Razorback against #10 TCU (2/22) at the State Farm College Baseball Showdown, striking out eight over 4 1/3 innings of work ... Allowed only one run on two hits and two walks in Arkansas' 4-1 win ... Earned his first win of the year against Murray State (3/7), striking out six in five scoreless innings ... Matched his career high in strikeouts, punching out nine against #22 Alabama (3/21) ... Struck out seven in 4 1/3 innings of one-run ball on the road at #4 Tennessee (5/16) to help the Razorbacks clinch the series win ... Twirled a gem against Georgia in the SEC Tournament (5/26), striking out a career-high 11 and coming within one out of a perfect game ... Grad transfer from Houston, where he was the Friday night starter and posted a 1-2 record with a 4.58 ERA in four starts in 2020.

MONDAY

**RHP 22 JAXON WIGGINS****FR****3-1, 4.71 ERA, 12 BB, 26 K**

Last Start: May 22 vs. #9 Florida, 3.0 IP, 2 H, 0 R, 0 ER, 0 BB, 2 K

16 appearances (three starts) in his true freshman season ... 3-1 record with four saves on the year ... Began his collegiate career with five consecutive scoreless appearances, racking up 10 strikeouts in 4.2 innings ... Struck out all three batters he faced in his debut against #10 TCU (2/22) at the State Farm College Baseball Showdown at Globe Life Field in Arlington, Texas ... Made his first collegiate start against Arkansas State (5/11), striking out three while allowing only one hit in two scoreless innings of work ... First career SEC start came against #9 Florida (5/22), striking out a pair in three scoreless innings ... Started against #4 Tennessee in the SEC Tournament championship (5/30), striking out five.

PITCHER BREAKDOWN

	W-L-S	ERA	IP	H	R	ER	BB	SO
Starters	15-6	3.67	237.2	210	111	97	93	262
Relievers	33-5-20	3.91	285.1	230	133	124	114	356

THE HOG PEN

Pitcher	Last App.	IP	H	R	ER	BB	SO	HR	RI/S	---- Season Totals ----		
										RI/S	SV	Ret./1BF (BB)
Blake Adams	3/24 (MEM)	0.1	1	1	1	2	1	0	0/0	4/3	0	3/4 (1)
Caleb Bolden	5/15 (TENN)	3.1	3	1	1	0	1	0	2/0	4/0	1	6/7 (1)
Ryan Costeiu	6/6 (NEB)	1.2	1	0	0	1	3	0	2/2	31/12	0	16/25 (3)
Evan Gray	4/7 (LRU)	1.0	2	2	2	1	0	0	0/0	2/1	0	3/6 (1)
Kevin Kopps	6/5 (NJIT)	4.0	3	0	0	0	6	0	1/1	24/7	11	20/29 (0)
Lael Lockhart	5/30 (TENN)	1.0	0	0	0	0	1	0	0/0	0/0	0	2/2 (0)
Matthew Magre	2/26 (SEMO)	1.0	0	0	0	1	1	0	0/0	0/0	0	0/1 (1)
Caden Monke	6/4 (NJIT)	0.1	0	2	2	2	0	0	2/0	34/10	0	17/26 (4)
Zack Morris	5/22 (UF)	1.0	1	1	1	1	2	0	0/0	10/7	0	9/16 (1)
Connor Noland	6/6 (NEB)	2.0	1	0	0	0	2	0	0/0	4/1	1	6/8 (0)
Peyton Pallette	5/21 (UF)	1.0	2	0	0	0	0	0	0/0	2/0	1	4/4 (0)
Miller Pleimann	4/14 (AUPB)	1.0	1	0	0	0	2	0	0/0	0/0	0	0/1 (0)
Kole Ramage	6/4 (NJIT)	2.0	3	1	1	1	3	0	2/2	4/2	1	3/9 (2)
Gabriel Starks	4/13 (AUPB)	1.0	1	3	3	3	2	0	0/0	0/0	0	2/4 (1)
Evan Taylor	5/8 (UGA)	0.1	0	0	0	0	0	0	3/0	5/0	0	4/6 (0)
Heston Tole	6/4 (NJIT)	0.2	4	2	2	0	1	0	0/0	6/1	0	5/9 (0)
Elijah Trest	5/11 (ASU)	0.2	1	1	1	1	1	0	0/0	9/8	0	4/10 (3)
Zebulon Vermillion	5/29 (OM)	0.0	1	1	1	0	0	0	0/0	10/4	1	6/9 (0)
Patrick Wicklander	3/19 (UA)	5.1	3	1	1	0	6	0	1/0	4/2	0	1/4 (0)
Jaxon Wiggins	5/15 (TENN)	0.0	2	3	3	1	0	0	0/0	3/2	4	5/13 (4)
Nate Wohlgenuth	4/14 (AUPB)	1.0	1	0	0	2	1	0	0/0	0/0	0	1/3 (2)
TEAM TOTALS										156/60	20	117/196 (24)

Bullpen Notes: Three Hog pitchers have earned four-inning saves this year, including Caleb Bolden vs. #9 Texas (2/21), Peyton Pallette at #2 Mississippi State (3/26) ... Kevin Kopps has two four-inning saves: at #2 Mississippi State (3/27) and against #19 Nebraska (6/5) ... Kopps has recorded six three-inning saves this season: at #3 Ole Miss (4/10), at #11 South Carolina (4/22), against Georgia (5/7), against #9 Florida (5/20), vs. #3 Vanderbilt (5/29) and vs. #4 Tennessee (5/30).



Caden Monke has struck out 39 in 32.1 frames out of the pen during the 2021 campaign. The lefty dominated against #9 Florida (5/21), punching out seven in three scoreless innings.



Kevin Kopps leads the Hogs in strikeouts with 112 in 72.2 innings of relief work. The righty, who has 11 saves, has walked only 15 batters and allowed just six runs this season.



Jaxon Wiggins has four saves in 2021, striking out 26 batters in 21.0 innings. The true freshman has thrown the fourth-hardest pitch (98 mph) recorded in college baseball this year.



||| SEASON BESTS

TEAM GAME HIGHS

Team Batting

At-bats:	44	vs. Central Arkansas (March 30) at LSU (May 1)
Runs scored:	26	vs. UA Pine Bluff (April 14)
Hits:	20	vs. Central Arkansas (March 30)
RBI:	22	vs. UA Pine Bluff (April 14)
Doubles:	6	vs. Central Arkansas (March 30) at LSU (May 1)
Triples:	2	vs. Central Arkansas (March 30)
Home runs:	8	vs. UA Pine Bluff (April 14)
Total bases:	43	vs. Central Arkansas (March 30) vs. UA Pine Bluff (April 14)
Walks:	17	at #3 Ole Miss (April 11)
Strikeouts:	16	at #2 Mississippi State (March 27)
Sac hits:	1	(10 times)
Sac flies:	3	vs. Murray State (March 7)
Stolen bases:	4	vs. SEMO (Feb. 27) at Louisiana Tech (March 13)
Hit by pitch:	3	(5 times)
Caught stealing:	2	vs. Murray State (March 6)
Runners LOB:	14	vs. Memphis (March 24)
Hit into DP:	4	vs. Auburn (April 3)

Fielding

Putouts:	30	(4 times)
Assists:	15	vs. SEMO (Feb. 25)
Errors:	4	vs. UA Pine Bluff (April 14)
Passed balls:	1	vs. SEMO (Feb. 26) vs. #22 Alabama (March 19)
DPs turned:	3	vs. #13 Ole Miss (May 29 in Hoover, Ala.)

Pitching

Innings pitched:	10.0	(4 times)
Runs allowed:	16	vs. #22 Alabama (March 19)
Earned runs:	15	vs. #22 Alabama (March 19)
Walks allowed:	8	vs. Oklahoma (March 16)
Strikeouts:	18	vs. #10 TCU (Feb. 22 in Arlington, Texas) vs. Murray State (March 5) vs. UA Pine Bluff (April 13) at #3 Ole Miss (April 10)
Hits allowed:	18	(7 times)
Doubles allowed:	3	(6 times)
Triples allowed:	1	(6 times)
Homers allowed:	4	vs. #22 Alabama (March 19)
Wild pitches:	4	vs. Oklahoma (March 16)
Hit batters:	3	(4 times)

INDIVIDUAL GAME HIGHS

Individual Batting

At-bats:	6	(9 times)
Runs scored:	4	(5 times)
Hits:	4	(4 times)
RBI:	6	Robert Moore vs. Central Arkansas (March 30) Christian Franklin vs. UA Pine Bluff (April 13)
Doubles:	2	(6 times)
Triples:	1	(11 times)
Home runs:	2	(10 times)
Total bases:	11	Matt Goodheart vs. UA Pine Bluff (April 14)
Walks:	4	Braydon Webb vs. Memphis (March 23) Robert Moore at #3 Ole Miss (April 11)
Strikeouts:	4	(7 times)
Sac hits:	1	(10 times)
Sac flies:	2	Brady Slavens vs. UA Pine Bluff (April 13)
Stolen bases:	2	(4 times)
Hit by pitch:	2	(4 times)
Caught stealing:	1	(9 times)
Runners LOB:	7	Robert Moore vs. Georgia (May 26 in Hoover, Ala.)

Fielding

Putouts:	18	Casey Opitz vs. #10 TCU (Feb. 22) Dylan Leach vs. UA Pine Bluff (April 13)
Assists:	7	Jalen Battles vs. #3 Vanderbilt (May 27 in Hoover, Ala.)
Errors:	2	Cullen Smith vs. Auburn (April 1) Matt Goodheart vs. UA Pine Bluff (April 14)
Passed balls:	1	Dylan Leach vs. SEMO (Feb. 26) Dylan Leach vs. #22 Alabama (March 19)

Pitching

Innings pitched:	8.0	Zebulon Vermillion at Louisiana Tech (March 13) Zebulon Vermillion vs. #22 Alabama (March 20)
Runs allowed:	7	Peyton Pallette at #3 Ole Miss (April 10)
Earned runs:	7	Peyton Pallette at #3 Ole Miss (April 10)
Walks allowed:	4	Zebulon Vermillion vs. SEMO (Feb. 26) Patrick Wicklander at #2 Mississippi State (March 26)
Strikeouts:	11	Patrick Wicklander vs. #9 Florida (May 20) Lael Lockhart vs. Georgia (May 26 in Hoover, Ala.)
Hits allowed:	9	Peyton Pallette at #3 Ole Miss (April 10)
Doubles allowed:	3	Caleb Bolden vs. Murray State (March 6) Zebulon Vermillion at #2 Mississippi State (March 27)
Triples allowed:	1	(6 times)
Homers allowed:	2	Evan Taylor vs. #22 Alabama (March 19) Ryan Costeiu at #2 Mississippi State (March 28) Connor Noland at LSU (May 1)
Wild pitches:	3	Evan Gray vs. Oklahoma (March 16)
Hit batters:	2	(7 times)

THE LAST TIME AN ARKANSAS PLAYER...

4 hits in a game.....	Matt Goodheart vs. UA Pine Bluff, April 14, 2021
5 hits in a game.....	Andy Wilkins at #9 Oklahoma (NCAA Regional), May 31, 2009
6 hits in a game.....	Jeremy Jackson vs. Northeastern (Okla.), April 16, 1997
2 hits in an inning.....	Casey Opitz vs. Eastern Illinois, Feb. 16, 2019
2 doubles in a game.....	Cullen Smith vs. Arkansas State, May 11, 2021
3 doubles in a game.....	Trevor Ezell vs. TCU (NCAA Regional), June 1, 2019
4 doubles in a game.....	Rodney Nye vs. Louisiana Tech, March 31, 1998
2 triples in a game.....	Jax Biggers vs. Auburn (SEC Tournament), May 25, 2017
Led off a game with a HR.....	Matt Goodheart vs. #19 Nebraska (NCAA Regional), June 5, 2021
2 home runs in a game.....	Brady Slavens vs. #9 Florida, May 22, 2021
3 home runs in a game.....	Chad Spanberger vs. Auburn (SEC Tournament), May 26, 2017
Grand slam.....	Cayden Wallace vs. Arkansas State, May 11, 2021
HR in consecutive at-bats.....	Cullen Smith & Charlie Welch vs. UA Pine Bluff, April 14, 2021
HR in 3 straight games.....	Matt Goodheart vs. UAPB & Texas A&M, April 14-17, 2021
HR in 4 straight games.....	Matt Goodheart vs. UAPB & Texas A&M, April 14-18, 2021
HR in 5 straight games.....	Aaron Murphree vs. OSU, So. Dakota St. & Siena, March 2-8, 2008
HR in 6 straight games.....	Aaron Murphree vs. OSU, So. Dakota St. & Siena, March 2-9, 2008
Pinch-hit home run.....	Evan Lee at Mississippi State, April 21, 2018
Inside-the-park home run.....	Casey Martin vs. Kentucky, May 3, 2019
Back-to-back home runs.....	M. Goodheart & C. Wallace at #2 Miss. State, March 26, 2021
Walk-off home run.....	Heston Kjerstad vs. South Alabama, March 8, 2020
Hit for the cycle.....	Robert Moore vs. Central Arkansas, March 30, 2021
4 runs in a game.....	Jalen Battles vs. NJIT (NCAA Regional), June 4, 2021
5 runs in a game.....	Eric Cole vs South Carolina (NCAA Super Regional), June 11, 2018
6 runs in a game.....	Trevor Ezell vs. Grambling St., April 30, 2019
4 RBI in a game.....	Cayden Wallace vs. #9 Florida, May 20, 2021
5 RBI in a game.....	Brady Slavens vs. #9 Florida, May 22, 2021
6 RBI in a game.....	Christian Franklin vs. UA Pine Bluff, April 13, 2021
7 RBI in a game.....	Chad Spanberger vs. Auburn (SEC Tournament), May 25, 2017
8 RBI in a game.....	Rodney Nye vs. ORU, April 14, 1999
9 RBI in a game.....	Ryan Lundquist vs. Central Missouri St., March 4, 1997
2 stolen bases in a game.....	Christian Franklin vs. Texas A&M, April 17, 2021
3 stolen bases in a game.....	Andrew Benintendi vs Stephen F. Austin, April 15, 2015
4 stolen bases in a game.....	Logan Forsythe vs. Ole Miss, May 19, 2007
Stole home.....	Bobby Wernes vs. Ole Miss, March 28, 2015
2 errors in a game.....	Matt Goodheart vs. UA Pine Bluff, April 14, 2021
3 errors in a game.....	Bobby Wernes, at LSU, April 12, 2014
4 errors in a game.....	Chris Shaddy vs. TCU, April 27, 1980
9-inning no-hitter.....	Scott Roehl vs. Kansas St., March 20, 2001
9-inning combined no-hitter.....	Nick Schmidt (6.0), Brian McLelland (1.0) & Devin Collis (2.0) vs. Oklahoma State, February 12, 2006
7-inning combined no-hitter.....	D. Taccolini (2.0), M. Cronin (3.0), & J. Alberius (2) vs. Auburn (SEC Tournament), May 25, 2017
1-hitter.....	Trevor Stephan (7.0) at Tennessee, May 6, 2017
1-hitter combined.....	P. Wicklander (5.0 IP, 1 H), K. Ramage (1.0 IP), J. Kostyshock (1.0 IP), K. Kopps (1.0 IP), M. Cronin (1.0 IP) vs. Western Illinois, March 12, 2019
2-hitter.....	Kacey Murphy vs. Florida (SEC Tournament), May 27, 2017
2-hitter combined.....	P. Wicklander (7.0 IP), K. Kopps (2.0 IP) at #11 South Carolina, April 23, 2021
3-hitter.....	Ryne Stanek (9.0 IP) at #6 South Carolina, March 23, 2013
3-hitter combined.....	Lael Lockhart (7.0), Heston Tole (2.0) vs. Georgia (SEC Tournament), May 26, 2021
Complete game.....	Kacey Murphy vs. Florida (SEC Tournament), May 27, 2017
Complete-game shutout.....	Kacey Murphy vs. Florida (SEC Tournament), May 27, 2017
10-inning or more start.....	Dominic Taccolini at #12 Kentucky (10 innings), April 22, 2016
Had 10 strikeouts.....	Peyton Pallette vs. Murray State, March 5, 2021
Had 11 strikeouts.....	Lael Lockhart vs. Georgia (SEC Tournament), May 26, 2021
Had 12 strikeouts.....	Trevor Stephan vs. Oral Roberts (NCAA Regional), June 2, 2017
Had 13 strikeouts.....	Isaiah Campbell vs. Stony Brook, March 1, 2019
Had 14 strikeouts.....	David Walling vs. South Carolina, May 16, 1999
Had 15 strikeouts.....	Nick Schmidt vs. Auburn, May 18, 2006
Had 16 strikeouts.....	David Walling vs. Eastern Illinois, Feb. 20, 1998
Had 17 strikeouts.....	Jess Todd vs. South Carolina (SEC Tournament), May 24, 2007

THE LAST TIME AN ARKANSAS TEAM...

Scored 10 runs.....	vs. Texas A&M, April 18, 2021
Scored 11 runs.....	vs. Georgia (SEC Tournament), May 26, 2021
Scored 12 runs.....	vs. UA Pine Bluff, April 13, 2021
Scored 13 runs.....	vs. NJIT (NCAA Regional), June 4, 2021
Scored 14 runs.....	vs. Memphis, March 23, 2021
Scored 15 runs.....	vs. South Alabama, March 7, 2020
Scored 16 runs.....	vs. Ark.- Pine Bluff, April 16, 2019
Scored 17 runs.....	at LSU [DH-1], May 1, 2021
Scored 18 runs.....	at #3 Ole Miss, April 11, 2021
Scored 19 runs.....	vs. Northwestern State, April 23, 2019
Scored 20 runs.....	vs. Mississippi Valley State, Feb. 24, 2016
Scored 21 runs.....	vs. Central Arkansas, March 30, 2021
Scored 22 runs.....	vs. Louisiana Tech, Feb. 14, 2004
Scored 23 runs.....	Never
Scored 24 runs.....	Missouri Southern, Feb. 11, 1998
Scored 25 runs.....	Missouri Southern, Feb. 4, 2001
Scored 26 runs.....	vs. UA Pine Bluff, April 14, 2021
Scored 27 runs.....	Never
Scored 28 runs.....	vs. Wisconsin-Milwaukee (2), Feb. 18, 2007
Scored 29 runs.....	Morningside, April 6, 1968
Scored 30 runs.....	at South Carolina, March 30, 1997
Scored 31-32 runs.....	32 vs. Bucknell, Feb. 17, 2018
Scored 33 + runs.....	33 vs. Southwest Baptist, March 21, 1984
Had 13 hits.....	vs. NJIT (NCAA Regional), June 4, 2021
Had 14 hits.....	vs. Gonzaga, Feb. 23, 2020
Had 15 hits.....	vs. SEMO, Feb. 27, 2021
Had 16 hits.....	vs. #18 Tennessee, April 26, 2019
Had 17 hits.....	vs. UA Pine Bluff, April 14, 2021
Had 18 hits.....	vs. South Alabama, March 7, 2020
Had 19 hits.....	at LSU [DH-1], May 1, 2021
Had 20 hits.....	vs. Dayton, Feb. 28, 2018
Had 21 hits.....	Kentucky, April 28, 2001
Had 22 hits.....	at #6 Vanderbilt, April 14, 2019
Had 23 hits.....	Centenary, March 31, 1999
Had 24 hits.....	Georgia, March 17, 2001
Had 25 hits.....	at Centenary, March 23, 2005
Had 26-29 hits.....	28 at South Carolina, March 30, 1997
Had 30 hits.....	vs. Saint Louis, April 7, 2010
Had 31+ hits.....	32 vs. Southwest Baptist, March 21, 1984
Hit four home runs in a game.....	4 - Braydon Webb, Christian Franklin Cullen Smith, Matt Goodheart at #2 Mississippi State, March 27, 2021
Hit five home runs in a game.....	5 - Braydon Webb, Christian Franklin Cayden Wallace, Cullen Smith, Jalen Battles vs. NJIT (NCAA Regional), June 4, 2021
Hit six or more home runs in a game.....	8 - Matt Goodheart (2), Brady Slavens (2) Cullen Smith (2), Charlie Welch (2) vs. UA Pine Bluff, April 14, 2021
3 errors in a game.....	vs. #19 Nebraska (NCAA Regional), June 6, 2021
4 errors in a game.....	vs. UA Pine Bluff, April 14, 2021
5 errors in a game.....	vs. South Carolina (SEC Tournament), May 23, 2018
6 errors in a game.....	vs. Eastern Illinois, March 5, 2016
7 errors in a game.....	vs. LA Tech, March 20, 2001
Was shutout.....	at Louisiana Tech, March 14, 2021
Was shutout in back-to-back games.....	vs. LSU, April 23-24, 2005 (7-0, 6-0)
Held to 1 hit.....	vs. Missouri State, May 17, 2016
Held to 2 hits.....	at Louisiana Tech, March 14, 2021
Held to 3 hits.....	vs. LSU, May 26, 2018
Did not strikeout.....	vs. Eastern Illinois, Feb. 16, 2019
Swept an SEC home series (three games).....	vs. #9 Florida, May 20-22, 2021
Swept an SEC road series (three games).....	at #2 Mississippi State, March 26-28, 2021
Was swept in an SEC home series.....	vs. Alabama, May 13-15, 2016
Was swept in an SEC road series.....	at Mississippi State, April 20-21, 2018
Swept a non-conference home series.....	vs. UA Pine Bluff, April 13-14, 2021
Swept a non-conference road series.....	at McNeese State, March 23-24, 2010
Was swept in a non-conference home series.....	Gonzaga, March 10-11, 2015
Was swept in a non-conference road series.....	at Nebraska, April 16, 2013
Won a conference home series.....	vs. #9 Florida, May 20-22, 2021
Won a conference road series.....	at #4 Tennessee, May 14-16, 2021
Won a non-conference home series.....	vs. UA Pine Bluff, April 13-14, 2021
Won a non-conference road series.....	at Louisiana Tech, March 12-14, 2021
Lost a non-conference home series.....	vs. South Alabama, Feb. 28-March 1, 2014
Lost a non-conference road series.....	at Nebraska, April 16, 2013
Back-to-back shutouts.....	UK (1-0) April 22 and UK (2-0) April 22-23, 2016
Most consecutive shutouts.....	4 vs. Wisconsin (March 15-16, 1980)
Shut out an opponent at home.....	vs. Murray State (6-0), March 7, 2021
Shut out an opponent on the road.....	at #15 Auburn (8-0), April 6, 2019
Shut out an SEC opponent at home.....	vs. Georgia (3-0), May 7, 2021
Shut out an SEC opponent on the road.....	at #15 Auburn (8-0), April 6, 2019



RECORD RUNDOWN

Overall	48-11
vs. top-5 teams	10-2
vs. top-10 teams	15-2
vs. top-25 teams	21-5
vs. unranked teams	27-6
At home	28-6
On the road	13-5
At neutral sites	7-0
In day games	26-6
In night games	22-5
In extra innings	4-0
vs. teams over .500	35-10
vs. teams .500 or worse	12-1
vs. right-handed starter	31-7
vs. left-handed starter	17-4
When starter receives decision	14-6
When reliever receives decision	34-5
When starter goes 5+ innings	14-3
When starter goes less than 5 innings	34-8
When scoring first	29-2
When opponent scores first	19-9
When leading after 6 innings	32-0
When trailing after 6 innings	9-9
When tied after 6 innings	6-2
When leading after 7 innings	35-1
When trailing after 7 innings	7-9
When tied after 7 innings	4-0
When leading after 8 innings	40-1
When trailing after 8 innings	3-10
When tied after 8 innings	3-0
In one-run games	9-4
In two-run games	5-2
In five-run or more games	24-2
Weekend series W-L-T	13-0-0
Series sweeps/times swept	6/0
When scoring 10+ runs	14-1
Shutouts/times shut out	5/1
When opponent scores 5 runs or less	40-4
When opponent scores 6 runs or more	8-7
When collecting 0-3 hits	0-1
When collecting 4-6 hits	9-6
When collecting 7-9 hits	21-1
When collecting 10-12 hits	8-3
When collecting 13+ hits	10-0
When out-hitting opponent	33-0
When out-hit by opponent	9-10
When hits are equal	6-1
When hitting a home run	40-7
When opponent hits a home run	23-9
When errorless	28-1
When committing one error	12-5
When committing 2 errors	5-3
When committing 3+ errors	1-2
When opponent is errorless	14-4
vs. SEC opponents (all games)	22-8 (26-8)
vs. SEC East opponents (all games)	9-3 (11-3)
vs. SEC West opponents (all games)	13-5 (15-5)
vs. non-conf. opponents (all games)	20-2 (22-3)
Game 1 of weekend series	11-2
Game 2 of weekend series	9-4
Game 3 of weekend series	11-3
Game 4 of weekend series	1-0
In February	7-0
In March	13-3
In April	13-4
In May	13-3
In June	2-1

MULTIPLE HIT GAMES

Name	2	3	4	5+	Total
Christian Franklin	12	5	1	-	18
Brady Slavens	13	5	-	-	18
Robert Moore	12	4	1	-	17
Cayden Wallace	9	7	-	-	16
Matt Goodheart	9	2	2	-	13
Jalen Battles	8	4	-	-	12
Casey Opitz	8	2	-	-	10
Cullen Smith	9	-	-	-	9
Zack Gregory	4	-	-	-	4
Charlie Welch	4	-	-	-	4
Jacob Nesbit	3	-	-	-	3
Ethan Bates	2	-	-	-	2
Dylan Leach	1	-	-	-	1
Braydon Webb	1	-	-	-	1
TEAM	95	29	4	-	128

CAREER MULTIPLE-HIT GAMES

Name	2017	2018	2019	2020	2021	Total
Cullen Smith	18	15	18	-	9	62
Christian Franklin	-	-	17	7	18	42
Matt Goodheart	-	-	21	6	13	40
Brady Slavens	-	-	8	-	18	26
Robert Moore	-	-	-	6	17	23
Casey Opitz	-	2	6	4	10	22
Jacob Nesbit	-	-	12	3	3	18
Cayden Wallace	-	-	-	-	16	16
Jalen Battles	-	-	-	-	12	12
Braydon Webb	-	-	-	5	1	6
Zack Gregory	-	-	-	1	4	5
Charlie Welch	-	-	-	-	4	4
Ethan Bates	-	-	-	-	2	2
Dylan Leach	-	-	-	-	1	1

MULTIPLE RBI GAMES

Name	2	3	4	5+	Total
Brady Slavens	7	2	3	3	15
Robert Moore	8	2	2	1	13
Christian Franklin	6	2	2	2	12
Cayden Wallace	7	3	2	-	12
Jalen Battles	8	2	1	-	11
Matt Goodheart	7	2	-	1	10
Cullen Smith	5	3	-	-	8
Charlie Welch	4	-	1	-	5
Jacob Nesbit	2	1	-	1	4
Casey Opitz	4	-	-	-	4
Braydon Webb	2	2	-	-	4
Ethan Bates	2	-	-	-	2
Zack Gregory	-	2	-	-	2
Dylan Leach	1	-	-	-	1
TEAM	63	21	11	8	103

HITTING STREAKS

Name	Longest	Current
Cayden Wallace	11	1
Casey Opitz	11	-
Robert Moore	9	3
Matt Goodheart	8	3
Cullen Smith	7	-
Brady Slavens	7	-
Jalen Battles	6	-
Zack Gregory	5	1
Christian Franklin	5	-
Jacob Nesbit	4	1
Braydon Webb	4	2
Charlie Welch	4	-
Dylan Leach	3	2
Ethan Bates	2	-
Zac White	2	-

REACHED BASE STREAKS

Name	Longest	Current
Cayden Wallace	24	5
Christian Franklin	17	7
Matt Goodheart	17	3
Robert Moore	14	14
Casey Opitz	11	-
Zack Gregory	10	3
Cullen Smith	10	9
Jalen Battles	9	8
Braydon Webb	8	2
Brady Slavens	8	-
Charlie Welch	8	-
Dylan Leach	6	2
Zac White	4	-
Jacob Nesbit	4	2
Ethan Bates	2	-

CAREER HOME RUNS

Name	Solo	2R	3R	GS	Total
Christian Franklin	12	2	5	1	20
Cullen Smith	11	5	4	-	20
Matt Goodheart	8	7	2	1	18
Robert Moore	6	8	-	-	14
Cayden Wallace	6	3	2	1	12
Brady Slavens	3	4	4	-	11
Jacob Nesbit	1	1	2	2	6
Jalen Battles	2	3	-	-	5
Casey Opitz	2	3	-	-	5
Braydon Webb	4	1	-	-	5
Charlie Welch	3	2	-	-	5
Zack Gregory	2	-	1	-	3
Dylan Leach	1	-	-	-	1

HOME RUN BREAKDOWN

Total	99
at Baum-Walker Stadium	67
on the Road	28
Neutral Site	5
vs. RHP	68
vs. LHP	31
w/ 0 Outs	39
w/ 1 Out	25
w/ 2 Outs	35
Solo	49
Two-Run	32
Three-Run	15
Grand Slam	3
Leadoff	20
Back-To-Back	3
Pinch-Hit	0
Walk-Off	0
Before 7th Inning	78
7th Inning and Beyond	21
Opponent Total	46
Last HR Given Up	Solo
Longest Stretch Without HR Allowed	4
Current Streak of No HR Allowed	0

COMEBACKS

defined as any win when trailing after an inning

Date / Opponent	Score (Inn.)	Final
Feb. 20 / #3 Texas Tech	8-9 (8)	W, 13-9
Feb. 22 / #10 TCU	0-1 (7)	W, 4-1
Feb. 25 / SEMO	2-5 (8)	W, 6-5 (10)
March 5 / Murray State	5-6 (8)	W, 7-6
March 6 / Murray State	3-4 (3)	W, 11-6
March 12 / LA Tech	4-7 (7)	W, 9-7 (10)
March 24 / Memphis	0-1 (2)	W, 9-4
March 27 / #2 Miss. State	1-4 (4)	W, 11-5
April 2 / Auburn	0-4 (6)	W, 6-5
April 3 / Auburn	4-5 (8)	W, 6-5 (10)
April 10 / #3 Ole Miss	0-3 (5)	W, 7-3
May 9 / Georgia	0-3 (4)	W, 5-3
May 14 / #4 Tennessee	0-5 (1)	W, 6-5
May 16 / #4 Tennessee	0-1 (6)	W, 3-2
May 20 / #9 Florida	0-1 (3)	W, 6-1
May 21 / #9 Florida	2-3 (8)	W, 4-3
May 27 / #3 Vanderbilt	0-2 (1)	W, 6-4
May 30 / #4 Tennessee	0-1 (4)	W, 7-2
June 4 / NJIT	2-3 (3)	W, 13-8

BLOWN LEADS

defined as any loss when leading after an inning

Date/Opponent	Score (Inn.)	Final
March 16 / Oklahoma	2-0 (2)	L, 8-5
April 18 / Texas A&M	3-1 (2)	L, 11-10
April 23 / #11 South Carolina	2-0 (5)	L, 6-2
May 8 / Georgia	4-1 (4)	L, 7-3
May 15 / #4 Tennessee	7-5 (9)	L, 8-7
June 6 / #19 Nebraska	3-2 (4)	L, 5-3

HOME RUN CHART |||



No.	Player	Game	Date	Opponent	Pitcher	On Base	Inning	Outs	Count	Score	Final
1	Brady Slavens (1)	2	Feb. 21	vs. #9 Texas	Dawson Merryman	2	6th	1	1-0	1-0	W, 4-0
2	Christian Franklin (1)	4	Feb. 25	SEMO	Dylan Dodd	0	3rd	2	1-1	0-3	W, 6-5 (10)
3	Brady Slavens (2)	4	Feb. 25	SEMO	Dylan Dodd	0	4th	1	2-1	1-3	W, 6-5 (10)
4	Robert Moore (1)	5	Feb. 26	SEMO	Noah Niznik	1	3rd	2	1-0	0-2	W, 7-3
5	Cayden Wallace (1)	5	Feb. 26	SEMO	Noah Niznik	1	6th	2	1-1	2-2	W, 7-3
6	Charlie Welch (1)	5	Feb. 26	SEMO	Noah Niznik	1	6th	2	2-1	4-2	W, 7-3
7	Christian Franklin (2)*	5	Feb. 26	SEMO	Hunter Ralls	0	8th	0	2-1	6-3	W, 7-3
8	Christian Franklin (3)	6	Feb. 27	SEMO	Bryce Grossius	1	2nd	0	0-0	4-0	W, 9-3
9	Cayden Wallace (2)*^	7	Feb. 28	SEMO	Austin Williams	0	2nd	0	0-1	0-0	W, 11-4 (5)
10	Brady Slavens (3)^	7	Feb. 28	SEMO	Austin Williams	0	2nd	0	1-1	1-0	W, 11-4 (5)
11	Matt Goodheart (1)	7	Feb. 28	SEMO	Hunter Ralls	1	4th	0	3-1	6-3	W, 11-4 (5)
12	Robert Moore (2)	8	March 5	Murray State	Jacob Pennington	1	6th	2	0-1	3-6	W, 7-6
13	Robert Moore (3)	8	March 5	Murray State	Alec Whaley	1	8th	0	2-1	5-6	W, 7-6
14	Cullen Smith (1)	9	March 6	Murray State	Sam Gardner	2	2nd	1	1-1	0-4	W, 11-6
15	Zack Gregory (1)	9	March 6	Murray State	Jake Jones	0	6th	2	1-1	6-5	W, 11-6
16	Brady Slavens (4)	9	March 6	Murray State	Cade Vernon	1	8th	2	0-2	9-6	W, 11-6
17	Jacob Nesbit (1)	10	March 7	Murray State	Nathaniel Gorczyca	2	4th	1	0-1	1-0	W, 6-0
18	Matt Goodheart (2)	11	March 12	Louisiana Tech	Jonathan Fincher	1	4th	0	0-0	0-0	W, 9-7 (10)
19	Cayden Wallace (3)	11	March 12	Louisiana Tech	Jonathan Fincher	0	6th	1	1-1	3-4	W, 9-7 (10)
20	Jalen Battles (1)	11	March 12	Louisiana Tech	Cade Gibson	1	10th	0	3-1	7-8	W, 9-7 (10)
21	Cayden Wallace (4)*	12	March 13	Louisiana Tech	Ryan Jennings	0	4th	0	3-2	2-0	W, 8-1
22	Brady Slavens (5)	14	March 16	Oklahoma	Braden Carmichael	1	6th	2	0-0	2-8	L, 8-5
23	Robert Moore (4)*	14	March 16	Oklahoma	Jaret Godman	0	8th	0	0-2	4-8	L, 8-5
24	Christian Franklin (4)	15	March 19	#22 Alabama	Tyler Ras	0	2nd	1	1-0	0-10	L, 16-1
25	Casey Opitz (1)*	16	March 20	#22 Alabama	Dylan Smith	0	3rd	0	1-0	0-0	W, 9-1
26	Brady Slavens (6)	17	March 21	#22 Alabama	Antoine Jean	0	4th	2	2-0	0-0	W, 3-1
27	Braydon Webb (1)*	18	March 23	Memphis	James Muse	0	8th	0	0-0	5-1	W, 14-1
28	Cayden Wallace (5)	18	March 23	Memphis	Brayden Green	1	8th	1	2-2	6-1	W, 14-1
29	Jacob Nesbit (2)	18	March 23	Memphis	Brayden Green	3	8th	1	1-1	8-1	W, 14-1
30	Matt Goodheart (3)	19	March 24	Memphis	Reed Harding	1	6th	0	0-0	4-3	W, 9-4
31	Zack Gregory (2)*	19	March 24	Memphis	Takoda Metoxen	0	8th	0	1-2	8-4	W, 9-4
32	Matt Goodheart (4)^	20	March 26	at #2 Mississippi State	Christian MacLeod	0	1st	1	2-2	0-0	W, 8-2
33	Cayden Wallace (6)^	20	March 26	at #2 Mississippi State	Christian MacLeod	0	1st	1	2-1	1-0	W, 8-2
34	Christian Franklin (5)	20	March 26	at #2 Mississippi State	Christian MacLeod	0	1st	2	0-0	2-0	W, 8-2
35	Christian Franklin (6)*	20	March 26	at #2 Mississippi State	Christian MacLeod	0	4th	0	2-0	3-0	W, 8-2
36	Braydon Webb (2)	21	March 27	at #2 Mississippi State	Will Bednar	0	5th	1	1-0	1-4	W, 11-5
37	Christian Franklin (7)	21	March 27	at #2 Mississippi State	Will Bednar	2	5th	2	2-1	2-4	W, 11-5
38	Cullen Smith (2)*	21	March 27	at #2 Mississippi State	Brandon Smith	0	6th	0	1-2	5-5	W, 11-5
39	Matt Goodheart (5)	21	March 27	at #2 Mississippi State	Brandon Smith	1	6th	2	1-1	6-5	W, 11-5
40	Matt Goodheart (6)*	22	March 28	at #2 Mississippi State	Jackson Fristoe	0	4th	0	0-0	0-0	W, 6-4
41	Charlie Welch (2)*	23	March 30	Central Arkansas	Dillan Janak	0	3rd	0	2-0	3-3	W, 21-8
42	Jalen Battles (2)	23	March 30	Central Arkansas	Dillan Janak	1	3rd	2	3-0	4-3	W, 21-8
43	Dylan Leach (1)*	23	March 30	Central Arkansas	Andrew Shoultz	0	4th	0	2-1	6-3	W, 21-8
44	Jalen Battles (3)	23	March 30	Central Arkansas	Brad Verel	1	4th	1	0-1	11-3	W, 21-8
45	Robert Moore (5)*	23	March 30	Central Arkansas	Trent Gregson	0	5th	0	1-2	13-7	W, 21-8
46	Braydon Webb (3)*	24	April 1	Auburn	Cody Greenhill	0	4th	0	1-1	0-2	L, 2-1
47	Cayden Wallace (7)	27	April 6	Little Rock	Sawyer Smallwood	0	1st	2	1-0	0-0	W, 7-2
48	Brady Slavens (8)	28	April 7	Little Rock	Cole Evans	2	1st	0	2-2	0-0	W, 10-3
49	Charlie Welch (3)	28	April 7	Little Rock	Cole Evans	0	1st	2	2-0	3-0	W, 10-3
50	Robert Moore (6)	28	April 7	Little Rock	Luke Wallner	0	4th	2	2-0	4-0	W, 10-3
51	Christian Franklin (8)*	30	April 10	at #3 Ole Miss [DH-2]	Drew McDaniel	0	7th	0	3-2	4-7	L, 13-6
52	Cullen Smith (3)	31	April 11	at #3 Ole Miss	Derek Diamond	2	2nd	0	0-0	0-0	W, 18-14
53	Braydon Webb (4)	31	April 11	at #3 Ole Miss	Derek Diamond	1	2nd	0	1-2	3-0	W, 18-14
54	Cayden Wallace (8)	31	April 11	at #3 Ole Miss	Wes Burton	2	3rd	2	1-0	8-0	W, 18-14
55	Christian Franklin (9)	32	April 13	UA Pine Bluff	Bryce Roesch	2	8th	0	0-1	9-4	W, 12-4
56	Matt Goodheart (7)*	33	April 14	UA Pine Bluff	Trenton Ferguson	0	1st	0	3-1	0-0	W, 26-1
57	Brady Slavens (8)	33	April 14	UA Pine Bluff	Trenton Ferguson	1	1st	0	1-0	1-0	W, 26-1
58	Cullen Smith (4)	33	April 14	UA Pine Bluff	Korey Wasson	0	2nd	1	2-2	6-0	W, 26-1
59	Charlie Welch (4)	33	April 14	UA Pine Bluff	Korey Wasson	0	2nd	2	3-2	7-0	W, 26-1
60	Brady Slavens (9)	33	April 14	UA Pine Bluff	Tony Horn, Jr.	2	3rd	1	0-2	8-0	W, 26-1
61	Cullen Smith (5)	33	April 14	UA Pine Bluff	Tony Horn, Jr.	1	3rd	1	1-0	11-1	W, 26-1
62	Charlie Welch (5)	33	April 14	UA Pine Bluff	Brandon Little	1	3rd	1	0-1	13-1	W, 26-1
63	Matt Goodheart (8)	33	April 14	UA Pine Bluff	Race Tittle	3	5th	2	0-1	22-1	W, 26-1

* - indicates leadoff home run | ^ - indicates back-to-back home run | ! - indicates walk-off home run



||| HOME RUN CHART

No.	Player	Game	Date	Opponent	Pitcher	On Base	Inning	Outs	Count	Score	Final
64	Matt Goodheart (9)	34	April 17	Texas A&M [DH-1]	Dustin Saenz	0	2nd	2	1-1	2-0	W, 13-0
65	Brady Slavens (10)	34	April 17	Texas A&M [DH-1]	Dustin Saenz	1	2nd	2	3-2	3-0	W, 13-0
66	Robert Moore (7)	34	April 17	Texas A&M [DH-1]	Wyatt Tucker	1	7th	2	0-0	10-0	W, 13-0
67	Matt Goodheart (10)	35	April 17	Texas A&M [DH-2]	Bryce Miller	0	1st	1	0-0	0-0	W, 2-1 (10)
68	Robert Moore (8)	36	April 18	Texas A&M	Nathan Dettmer	0	4th	1	1-0	3-4	L, 11-10
69	Matt Goodheart (11)	36	April 18	Texas A&M	Mason Ornelas	2	6th	1	0-1	4-10	L, 11-10
70	Zack Gregory (3)	36	April 18	Texas A&M	Joseph Menefee	2	7th	1	1-1	7-11	L, 11-10
71	Robert Moore (9)	37	April 22	at #11 South Carolina	Thomas Farr	0	2nd	2	0-0	0-0	W, 6-1
72	Robert Moore (10)	37	April 22	at #11 South Carolina	Thomas Farr	2	7th	0	0-2	1-1	W, 6-1
73	Cullen Smith (6)	38	April 23	at #11 South Carolina [DH-1]	Brannon Jordan	0	2nd	1	3-2	0-0	L, 6-2
74	Cayden Wallace (9)	39	April 23	at #11 South Carolina [DH-2]	Will Sanders	1	5th	2	1-2	2-1	W, 5-1
75	Christian Franklin (10)	40	April 30	at LSU	Michael Fowler	2	8th	2	3-2	4-0	W, 7-0
76	Robert Moore (11)	41	May 1	at LSU [DH-1]	Blake Money	1	5th	0	2-0	8-2	W, 17-10
77	Matt Goodheart (12)	45	May 9	Georgia	Ryan Webb	0	6th	2	2-0	2-3	W, 5-3
78	Jalen Battles (4)*	45	May 9	Georgia	Ryan Webb	0	7th	0	0-1	3-3	W, 5-3
79	Cayden Wallace (10)	46	May 11	Arkansas State	Tyler Jeans	3	5th	0	0-1	0-0	W, 8-4
80	Robert Moore (12)	47	May 14	at #4 Tennessee	Chad Dallas	1	2nd	0	3-1	0-5	W, 6-5
81	Brady Slavens (11)	47	May 14	at #4 Tennessee	Chad Dallas	1	3rd	2	1-2	2-5	W, 6-5
82	Braydon Webb (5)	48	May 15	at #4 Tennessee	Will Heflin	1	6th	0	2-1	0-3	L, 8-7
83	Christian Franklin (11)	48	May 15	at #4 Tennessee	Will Heflin	0	6th	2	1-2	2-3	L, 8-7
84	Cayden Wallace (11)	50	May 20	#9 Florida	Tommy Mace	0	4th	1	0-0	1-1	W, 6-1
85	Cayden Wallace (12)	50	May 20	#9 Florida	Christian Scott	2	8th	2	1-1	3-1	W, 6-1
86	Christian Franklin (12)	51	May 21	#9 Florida	Hunter Barco	0	2nd	1	1-0	0-3	W, 4-3
87	Robert Moore (13)	51	May 21	#9 Florida	Jack Leftwich	0	8th	2	2-2	2-3	W, 4-3
88	Brady Slavens (12)	52	May 22	#9 Florida	Franco Aleman	1	4th	0	0-1	0-0	W, 9-3
89	Brady Slavens (13)	52	May 22	#9 Florida	Jordan Butler	2	7th	1	0-1	6-2	W, 9-3
90	Cullen Smith (7)*	53	May 26	vs. Georgia	Hank Bearden	0	5th	0	3-1	7-0	W, 11-2
91	Cullen Smith (8)	55	May 29	vs. #12 Ole Miss	Cody Adcock	1	1st	1	0-0	0-0	W, 3-2
92	Jalen Battles (5)	56	May 30	vs. #4 Tennessee	Kirby Connell	0	7th	1	0-1	3-1	W, 7-2
93	Cullen Smith (9)	56	May 30	vs. #4 Tennessee	Sean Hunley	1	8th	2	0-0	5-2	W, 7-2
94	Braydon Webb (6)	57	June 4	NJIT	Tyler Stafflinger	1	3rd	0	3-2	0-3	W, 13-8
95	Christian Franklin (13)*	57	June 4	NJIT	Tyler Stafflinger	0	4th	0	3-2	2-3	W, 13-8
96	Cayden Wallace (13)^	57	June 4	NJIT	Jake Rappaport	2	4th	2	0-0	5-3	W, 13-8
97	Cullen Smith (10)^	57	June 4	NJIT	Jake Rappaport	0	4th	2	1-1	8-3	W, 13-8
98	Jalen Battles (6)	57	June 4	NJIT	Jared Kasco	0	5th	2	2-1	9-3	W, 13-8
99	Matt Goodheart (13)*	58	June 5	#19 Nebraska	Chance Hroch	0	1st	0	2-1	0-0	W, 5-1

* - indicates leadoff home run | ^ - indicates back-to-back home run | ! - indicates walk-off home run



STARTERS GAME-BY-GAME

Opponent	W-L	IP	H	R	ER	BB	K
vs. #3 Texas Tech	--	4.0	3	2	2	2	4
vs. #9 Texas	--	4.1	1	0	0	1	8
vs. #10 TCU	--	4.1	2	1	1	2	8
SEMO	--	0.1	1	3	3	2	0
SEMO	--	3.0	2	2	2	4	1
SEMO	W	5.0	3	0	0	1	8
SEMO	--	3.2	3	3	3	3	5
Murray State	--	4.0	4	2	2	3	10
Murray State	--	1.2	4	4	1	1	3
Murray State	W	5.0	5	0	0	1	6
at LA Tech	--	4.0	2	2	2	2	5
at LA Tech	W	8.0	3	1	1	3	2
at LA Tech	L	5.0	4	2	2	1	3
Oklahoma	--	1.2	1	0	0	3	1
#22 Alabama	L	1.0	2	4	4	3	0
#22 Alabama	W	8.0	1	1	1	2	4
#22 Alabama	--	4.2	2	0	0	2	9
Memphis	--	4.2	1	1	1	3	3
Memphis	--	2.0	0	2	1	3	3
at #2 Miss. State	W	5.0	2	1	1	4	3
at #2 Miss. State	--	3.1	7	4	4	1	3
at #2 Miss. State	--	3.1	5	2	2	1	2
UCA	W	4.0	4	3	2	1	2
Auburn	L	6.0	7	2	1	1	8
Auburn	--	2.2	6	3	3	0	0
Auburn	--	5.2	2	4	4	3	1
Little Rock	--	4.2	5	2	2	1	7
Little Rock	W	4.0	4	0	0	2	4
at #3 Ole Miss	--	4.0	6	3	3	3	7
at #3 Ole Miss	L	4.0	9	7	7	1	5
at #3 Ole Miss	--	2.1	4	4	4	1	1
UA Pine Bluff	W	5.0	7	1	1	1	9
UA Pine Bluff	W	2.0	4	0	0	0	4
Texas A&M	--	4.2	1	0	0	2	7
Texas A&M	--	6.0	3	0	0	0	7
Texas A&M	--	3.0	5	3	2	0	4
at #11 South Carolina	--	3.1	2	1	1	3	1
at #11 South Carolina	--	5.1	2	2	2	3	5
at #11 South Carolina	W	7.0	2	1	1	0	5
at LSU	W	6.2	3	0	0	0	5
at LSU	--	4.0	5	2	2	2	1
at LSU	L	0.1	2	3	3	1	0
Georgia	W	5.2	6	0	0	0	9
Georgia	--	4.2	7	3	2	1	8
Georgia	--	2.1	3	3	3	1	3
Arkansas State	--	2.0	1	0	0	0	3
at #4 Tennessee	--	2.2	6	5	2	2	2
at #4 Tennessee	--	3.1	6	3	2	1	1
at #4 Tennessee	--	4.1	4	1	1	1	7
#9 Florida	W	6.0	3	1	1	1	11
#9 Florida	--	4.0	4	3	3	1	7
#9 Florida	--	3.0	2	0	0	0	2
vs. Georgia	W	7.0	2	2	2	0	11
vs. #3 Vanderbilt	--	3.2	5	3	3	3	1
vs. #12 Ole Miss	--	4.0	3	0	0	3	3
vs. #4 Tennessee	--	3.2	4	1	1	2	5
NJIT	--	1.1	2	2	1	2	1
#19 Nebraska	W	5.0	2	1	1	2	7
#19 Nebraska	L	4.1	8	5	4	0	5

BULLPEN GAME-BY-GAME

Opponent	W-L	IP	H	R	ER	BB	K
vs. #3 Texas Tech	W	5.0	6	7	7	5	6
vs. #9 Texas	W	4.2	1	0	0	1	7
vs. #10 TCU	W	4.2	2	0	0	2	10
SEMO	W	9.2	8	2	2	1	10
SEMO	W	6.0	3	1	0	2	7
SEMO	--	4.0	3	3	3	4	5
SEMO	W	1.1	1	1	1	2	1
Murray State	W	5.0	2	4	4	4	8
Murray State	W	7.1	7	2	2	3	5
Murray State	--	4.0	1	0	0	4	5
at LA Tech	W	6.0	11	5	5	2	7
at LA Tech	--	1.0	1	0	0	0	1
at LA Tech	--	3.0	1	0	0	0	2
Oklahoma	L	7.1	10	8	7	5	9
#22 Alabama	--	8.0	13	12	11	3	7
#22 Alabama	--	1.0	1	0	0	0	2
#22 Alabama	W	4.1	2	1	1	1	6
Memphis	W	4.1	2	0	0	0	7
Memphis	W	7.0	4	2	2	3	7
at #2 Miss. State	--	3.0	2	1	1	1	2
at #2 Miss. State	W	5.2	3	1	1	1	9
at #2 Miss. State	W	5.2	6	2	2	1	5
UCA	--	5.0	5	5	5	4	4
Auburn	--	3.0	1	0	0	1	8
Auburn	W	6.1	4	2	2	2	8
Auburn	W	4.1	2	1	1	1	2
Little Rock	W	4.1	2	0	0	2	4
Little Rock	--	5.0	4	3	3	2	4
at #3 Ole Miss	W	5.0	8	0	0	1	9
at #3 Ole Miss	--	5.0	9	6	5	0	4
at #3 Ole Miss	W	6.2	10	10	10	5	8
UA Pine Bluff	--	4.0	1	3	3	3	9
UA Pine Bluff	--	5.0	3	1	0	4	7
Texas A&M	W	4.1	2	0	0	1	7
Texas A&M	W	4.0	2	1	1	2	5
Texas A&M	L	6.0	6	8	8	4	3
at #11 South Carolina	W	5.2	0	0	0	1	8
at #11 South Carolina	L	2.2	7	4	4	2	3
at #11 South Carolina	W	2.0	0	0	0	0	6
at LSU	--	2.1	0	0	0	0	5
at LSU	W	5.0	9	8	8	3	5
at LSU	--	7.2	5	2	2	2	11
Georgia	--	3.1	3	0	0	1	4
Georgia	L	4.1	5	4	4	1	8
Georgia	W	6.2	5	0	0	1	6
Arkansas State	W	7.0	3	3	1	4	9
at #4 Tennessee	W	6.1	1	0	0	2	5
at #4 Tennessee	L	4.2	6	5	5	1	5
at #4 Tennessee	W	4.2	3	1	1	2	5
#9 Florida	--	3.0	0	0	0	1	5
#9 Florida	W	5.0	3	0	0	1	10
#9 Florida	W	6.0	6	3	3	1	9
vs. Georgia	--	2.0	1	0	0	0	4
vs. #3 Vanderbilt	W	5.1	1	1	1	3	8
vs. #12 Ole Miss	W	5.0	3	2	2	5	7
vs. #4 Tennessee	W	5.1	5	1	1	0	4
NJIT	W	7.2	9	6	5	5	8
#19 Nebraska	--	4.0	3	0	0	0	6
#19 Nebraska	--	3.2	2	0	0	1	5

TEAM RECORD PER STARTER

Pitcher (Total Starts)	Record
Lael Lockhart (13)	9-4
Patrick Wicklander (12)	10-2
Peyton Pallette (11)	6-5
Caleb Bolden (10)	10-0
Zebulon Vermillion (6)	6-0
Kole Ramage (3)	3-0
Jaxon Wiggins (3)	3-0
Miller Pleimann (1)	1-0

QUALITY STARTS

Pitcher (Total Starts)	QS	Record
Patrick Wicklander (12)	4	3-1
Zebulon Vermillion (6)	2	2-0
Lael Lockhart (13)	1	1-0
Peyton Pallette (11)	1	1-0

RUN SUPPORT

Pitcher (Total Starts)	Runs	Per Start
Kole Ramage (3)	54	18.0
Miller Pleimann (1)	9	9.0
Zebulon Vermillion (6)	54	9.0
Caleb Bolden (10)	86	8.6
Jaxon Wiggins (3)	24	8.0
Lael Lockhart (13)	85	6.5
Peyton Pallette (11)	67	6.1
Patrick Wicklander (12)	72	6.0



||| GAME-BY-GAME BATTING ORDER

RECORD: 48-11 • **HOME:** 28-6 • **AWAY:** 13-5 • **NEUTRAL:** 7-0 • **SEC:** 22-8

Date	Opponent	1	2	3	4	5	6	7	8	9
Feb. 20	vs. #3 Texas Tech	Moore	Franklin	Smith	Webb	Slavens	Opitz	Wallace	Nesbit	Battles
Feb. 21	vs. #9 Texas	Moore	Franklin	Smith	Webb	Slavens	Opitz	Wallace	Nesbit	Battles
Feb. 22	vs. #10 TCU	Moore	Franklin	Smith	Webb	Slavens	Opitz	Wallace	Nesbit	Battles
Feb. 25	SEMO	Moore	Franklin	Smith	Webb	Slavens	Opitz	Wallace	Gregory	Battles
Feb. 26	SEMO	Moore	Franklin	Smith	Wallace	Slavens	Welch	Webb	Battles	Leach
Feb. 27	SEMO	Moore	Franklin	Goodheart	Wallace	Slavens	Smith	Opitz	Battles	Gregory
Feb. 28	SEMO	Moore	Franklin	Goodheart	Wallace	Slavens	Smith	Opitz	Bates	Battles
March 5	Murray State	Moore	Franklin	Goodheart	Wallace	Slavens	Opitz	Smith	Battles	Webb
March 6	Murray State	Moore	Franklin	Goodheart	Wallace	Slavens	Opitz	Smith	Battles	Gregory
March 7	Murray State	Moore	Franklin	Goodheart	Slavens	Smith	Battles	Gregory	Nesbit	Leach
March 12	at Louisiana Tech	Moore	Franklin	Goodheart	Wallace	Slavens	Opitz	Smith	Battles	Webb
March 13	at Louisiana Tech	Moore	Franklin	Goodheart	Wallace	Slavens	Opitz	Smith	Battles	Gregory
March 14	at Louisiana Tech	Moore	Franklin	Goodheart	Wallace	Slavens	Opitz	Smith	Battles	Webb
March 16	Oklahoma	Moore	Franklin	Goodheart	Wallace	Slavens	Opitz	Smith	Battles	Gregory
March 19	#22 Alabama	Moore	Goodheart	Wallace	Slavens	Franklin	Opitz	Smith	Battles	Gregory
March 20	#22 Alabama	Moore	Franklin	Goodheart	Wallace	Slavens	Webb	Opitz	Smith	Battles
March 21	#22 Alabama	Moore	Franklin	Goodheart	Wallace	Slavens	Webb	Opitz	Smith	Battles
March 23	Memphis	Webb	Franklin	Welch	Wallace	Slavens	Leach	Battles	Nesbit	White
March 24	Memphis	Moore	Webb	Goodheart	Wallace	Smith	Bates	Gregory	Nesbit	Leach
March 26	at #2 Mississippi State	Webb	Goodheart	Wallace	Slavens	Franklin	Smith	Opitz	Battles	Moore
March 27	at #2 Mississippi State	Webb	Goodheart	Wallace	Slavens	Franklin	Opitz	Smith	Battles	Moore
March 28	at #2 Mississippi State	Webb	Goodheart	Wallace	Slavens	Franklin	Opitz	Battles	Moore	Nesbit
March 30	Central Arkansas	Moore	Goodheart	Welch	Slavens	Franklin	Bates	Battles	Gregory	Leach
April 1	Auburn	Webb	Goodheart	Wallace	Slavens	Franklin	Opitz	Smith	Battles	Moore
April 2	Auburn	Moore	Goodheart	Franklin	Wallace	Slavens	Opitz	Webb	Battles	Nesbit
April 3	Auburn	Moore	Franklin	Goodheart	Wallace	Slavens	Opitz	Smith	Battles	Gregory
April 6	Little Rock	Moore	Goodheart	Wallace	Slavens	Franklin	Opitz	Gregory	Battles	Nesbit
April 7	Little Rock	Moore	Franklin	Slavens	Wallace	Gregory	Welch	Smith	Battles	Leach
April 10	at #3 Ole Miss [DH]	Moore	Goodheart	Wallace	Slavens	Franklin	Opitz	Gregory	Battles	Nesbit
April 10	at #3 Ole Miss [DH]	Webb	Franklin	Wallace	Welch	Leach	Opitz	Moore	Battles	Nesbit
April 10	at #3 Ole Miss	Moore	Goodheart	Wallace	Slavens	Franklin	Opitz	Smith	Battles	Webb
April 13	UA Pine Bluff	Moore	Franklin	Slavens	Welch	Bates	Battles	Leach	Nesbit	White
April 14	UA Pine Bluff	Goodheart	Franklin	Slavens	Wallace	Smith	Opitz	Welch	Bates	Nesbit
April 17	Texas A&M [DH]	Moore	Goodheart	Wallace	Slavens	Franklin	Smith	Opitz	Battles	Gregory
April 17	Texas A&M [DH]	Moore	Goodheart	Wallace	Slavens	Franklin	Opitz	Gregory	Battles	Nesbit
April 18	Texas A&M	Moore	Goodheart	Wallace	Slavens	Franklin	Smith	Opitz	Battles	Gregory
April 22	at #11 South Carolina	Gregory	Goodheart	Wallace	Slavens	Franklin	Moore	Nesbit	Opitz	Battles
April 23	at #11 South Carolina [DH]	Gregory	Goodheart	Wallace	Slavens	Franklin	Moore	Smith	Opitz	Battles
April 23	at #11 South Carolina [DH]	Gregory	Goodheart	Wallace	Slavens	Franklin	Moore	Opitz	Nesbit	Battles
April 30	at LSU	Gregory	Goodheart	Wallace	Slavens	Franklin	Moore	Opitz	Smith	Battles
May 1	at LSU [DH]	Gregory	Goodheart	Wallace	Slavens	Franklin	Moore	Opitz	Smith	Battles
May 1	at LSU [DH]	Webb	Goodheart	Wallace	Slavens	Franklin	Moore	Opitz	Battles	Nesbit
May 7	Georgia	Gregory	Goodheart	Wallace	Slavens	Franklin	Moore	Opitz	Battles	Nesbit
May 8	Georgia	Gregory	Goodheart	Wallace	Slavens	Franklin	Moore	Opitz	Smith	Battles
May 9	Georgia	Gregory	Wallace	Slavens	Franklin	Moore	Goodheart	Opitz	Battles	Nesbit
May 11	Arkansas State	Gregory	Goodheart	Wallace	Slavens	Franklin	Moore	Smith	Battles	Leach
May 14	at #4 Tennessee	Gregory	Goodheart	Wallace	Slavens	Franklin	Moore	Smith	Opitz	Battles
May 15	at #4 Tennessee	Webb	Wallace	Slavens	Franklin	Moore	Goodheart	Opitz	Battles	Smith
May 16	at #4 Tennessee	Gregory	Goodheart	Wallace	Slavens	Franklin	Moore	Smith	Opitz	Battles
May 20	#9 Florida	Gregory	Goodheart	Wallace	Slavens	Franklin	Moore	Smith	Opitz	Battles
May 21	#9 Florida	Webb	Goodheart	Wallace	Slavens	Franklin	Moore	Smith	Opitz	Battles
May 22	#9 Florida	Goodheart	Wallace	Slavens	Franklin	Moore	Smith	Bates	Battles	Leach
May 26	vs. Georgia	Goodheart	Wallace	Slavens	Franklin	Moore	Smith	Opitz	Battles	Gregory
May 27	vs. #3 Vanderbilt	Goodheart	Wallace	Smith	Franklin	Moore	Opitz	Bates	Battles	Gregory
May 29	vs. #12 Ole Miss	Goodheart	Wallace	Smith	Franklin	Moore	Welch	Opitz	Bates	Battles
May 30	vs. #4 Tennessee	Goodheart	Wallace	Welch	Franklin	Moore	Smith	Opitz	Battles	Gregory
June 4	NJIT	Goodheart	Wallace	Smith	Franklin	Moore	Welch	Opitz	Battles	Webb
June 5	#19 Nebraska	Goodheart	Wallace	Smith	Franklin	Moore	Welch	Opitz	Battles	Webb
June 6	#19 Nebraska	Goodheart	Wallace	Welch	Slavens	Franklin	Moore	Smith	Opitz	Battles



RECORD: 48-11 • **HOME:** 28-6 • **AWAY:** 13-5 • **NEUTRAL:** 7-0 • **SEC:** 22-8

Date	Opponent	C	1B	2B	3B	SS	LF	CF	RF	DH
Feb. 20	vs. #3 Texas Tech	Opitz	Smith	Moore	Nesbit	Battles	Webb	Franklin	Wallace	Slavens
Feb. 21	vs. #9 Texas	Opitz	Smith	Moore	Nesbit	Battles	Webb	Franklin	Wallace	Slavens
Feb. 22	vs. #10 TCU	Opitz	Smith	Moore	Nesbit	Battles	Webb	Franklin	Wallace	Slavens
Feb. 25	vs. SEMO	Opitz	Slavens	Moore	Smith	Battles	Gregory	Franklin	Wallace	Slavens
Feb. 26	SEMO	Leach	Slavens	Moore	Smith	Battles	Webb	Franklin	Wallace	Welch
Feb. 27	SEMO	Opitz	Slavens	Moore	Smith	Battles	Gregory	Franklin	Wallace	Goodheart
Feb. 28	SEMO	Opitz	Slavens	Moore	Smith	Battles	Bates	Franklin	Wallace	Goodheart
March 5	Murray State	Opitz	Slavens	Moore	Smith	Battles	Webb	Franklin	Wallace	Goodheart
March 6	Murray State	Opitz	Slavens	Moore	Smith	Battles	Gregory	Franklin	Wallace	Goodheart
March 7	Murray State	Leach	Smith	Moore	Nesbit	Battles	Gregory	Franklin	Slavens	Goodheart
March 12	at Louisiana Tech	Opitz	Slavens	Moore	Smith	Battles	Webb	Franklin	Wallace	Goodheart
March 13	at Louisiana Tech	Opitz	Slavens	Moore	Smith	Battles	Gregory	Franklin	Wallace	Goodheart
March 14	at Louisiana Tech	Opitz	Slavens	Moore	Smith	Battles	Webb	Franklin	Wallace	Goodheart
March 16	Oklahoma	Opitz	Slavens	Moore	Smith	Battles	Gregory	Franklin	Wallace	Goodheart
March 19	#22 Alabama	Opitz	Slavens	Moore	Smith	Battles	Gregory	Franklin	Wallace	Goodheart
March 20	#22 Alabama	Opitz	Slavens	Moore	Smith	Battles	Webb	Franklin	Wallace	Goodheart
March 21	#22 Alabama	Opitz	Slavens	Moore	Smith	Battles	Webb	Franklin	Wallace	Goodheart
March 23	Memphis	Leach	Slavens	Nesbit	Wallace	Battles	Webb	Franklin	White	Welch
March 24	Memphis	Leach	Goodheart	Nesbit	Smith	Moore	Gregory	Webb	Bates	Wallace
March 26	at #2 Mississippi State	Opitz	Slavens	Moore	Smith	Battles	Webb	Franklin	Wallace	Goodheart
March 27	at #2 Mississippi State	Opitz	Slavens	Moore	Smith	Battles	Webb	Franklin	Wallace	Goodheart
March 28	at #2 Mississippi State	Opitz	Slavens	Moore	Nesbit	Battles	Webb	Franklin	Wallace	Goodheart
March 30	Central Arkansas	Leach	Goodheart	Moore	Bates	Battles	Gregory	Franklin	Slavens	Welch
April 1	Auburn	Opitz	Slavens	Moore	Smith	Battles	Webb	Franklin	Wallace	Goodheart
April 2	Auburn	Opitz	Slavens	Moore	Nesbit	Battles	Webb	Franklin	Wallace	Goodheart
April 3	Auburn	Opitz	Slavens	Moore	Smith	Battles	Gregory	Franklin	Wallace	Goodheart
April 6	Little Rock	Opitz	Slavens	Moore	Nesbit	Battles	Gregory	Franklin	Wallace	Goodheart
April 7	Little Rock	Leach	Slavens	Moore	Smith	Battles	Gregory	Franklin	Wallace	Welch
April 10	at #3 Ole Miss	Opitz	Slavens	Moore	Nesbit	Battles	Gregory	Franklin	Wallace	Goodheart
April 10	at #3 Ole Miss [DH]	Leach	Opitz	Moore	Nesbit	Battles	Webb	Franklin	Wallace	Welch
April 10	at #3 Ole Miss [DH]	Opitz	Slavens	Moore	Smith	Battles	Webb	Franklin	Wallace	Goodheart
April 13	UA Pine Bluff	Leach	Slavens	Moore	Nesbit	Battles	White	Franklin	Bates	Welch
April 14	UA Pine Bluff	Opitz	Goodheart	Smith	Wallace	Nesbit	Bates	Franklin	Slavens	Welch
April 17	Texas A&M [DH]	Opitz	Slavens	Moore	Smith	Battles	Gregory	Franklin	Wallace	Goodheart
April 17	Texas A&M [DH]	Opitz	Slavens	Moore	Nesbit	Battles	Gregory	Franklin	Wallace	Goodheart
April 18	Texas A&M	Opitz	Slavens	Moore	Smith	Battles	Gregory	Franklin	Wallace	Goodheart
April 22	at #11 South Carolina	Opitz	Slavens	Moore	Nesbit	Battles	Gregory	Franklin	Wallace	Goodheart
April 23	at #11 South Carolina [DH]	Opitz	Slavens	Moore	Smith	Battles	Gregory	Franklin	Wallace	Goodheart
April 23	at #11 South Carolina [DH]	Opitz	Slavens	Moore	Nesbit	Battles	Gregory	Franklin	Wallace	Goodheart
April 30	at LSU	Opitz	Slavens	Moore	Smith	Battles	Gregory	Franklin	Wallace	Goodheart
May 1	at LSU [DH]	Opitz	Slavens	Moore	Smith	Battles	Gregory	Franklin	Wallace	Goodheart
May 1	at LSU [DH]	Opitz	Slavens	Moore	Nesbit	Battles	Webb	Franklin	Wallace	Goodheart
May 7	Georgia	Opitz	Slavens	Moore	Nesbit	Battles	Gregory	Franklin	Wallace	Goodheart
May 8	Georgia	Opitz	Slavens	Moore	Smith	Battles	Gregory	Franklin	Wallace	Goodheart
May 9	Georgia	Opitz	Slavens	Moore	Nesbit	Battles	Gregory	Franklin	Wallace	Goodheart
May 11	Arkansas State	Leach	Slavens	Moore	Smith	Battles	Gregory	Franklin	Wallace	Goodheart
May 14	at #4 Tennessee	Opitz	Slavens	Moore	Smith	Battles	Gregory	Franklin	Wallace	Goodheart
May 15	at #4 Tennessee	Opitz	Slavens	Moore	Smith	Battles	Webb	Franklin	Wallace	Goodheart
May 16	at #4 Tennessee	Opitz	Slavens	Moore	Smith	Battles	Gregory	Franklin	Wallace	Goodheart
May 20	#9 Florida	Opitz	Slavens	Moore	Smith	Battles	Gregory	Franklin	Wallace	Goodheart
May 21	#9 Florida	Opitz	Slavens	Moore	Smith	Battles	Webb	Franklin	Wallace	Goodheart
May 22	#9 Florida	Leach	Slavens	Moore	Smith	Battles	Bates	Franklin	Wallace	Goodheart
May 26	vs. Georgia	Opitz	Slavens	Moore	Smith	Battles	Gregory	Franklin	Wallace	Goodheart
May 27	vs. #3 Vanderbilt	Opitz	Smith	Moore	Wallace	Battles	Gregory	Franklin	Bates	Goodheart
May 29	vs. #12 Ole Miss	Opitz	Smith	Moore	Wallace	Battles	Goodheart	Franklin	Bates	Welch
May 30	vs. #4 Tennessee	Opitz	Smith	Moore	Wallace	Battles	Goodheart	Franklin	Gregory	Welch
June 4	NJIT	Opitz	Smith	Moore	Wallace	Battles	Webb	Franklin	Goodheart	Welch
June 5	#19 Nebraska	Opitz	Smith	Moore	Wallace	Battles	Webb	Franklin	Goodheart	Welch
June 6	#19 Nebraska	Opitz	Slavens	Moore	Smith	Battles	Wallace	Franklin	Goodheart	Welch



||| GAME-BY-GAME HITTING

RECORD: 48-11 • HOME: 28-6 • AWAY: 13-5 • NEUTRAL: 7-0 • SEC: 22-8

Date	Opponent	AB	R	H	RBI	2B	3B	HR	BB	IBB	SB	CS	HBP	SAC	SF	GDP	K	PO	A	E	Avg
Feb. 20	vs. #3 Texas Tech	37	13	11	7	1	0	0	11	0	3	0	1	0	1	0	14	27	9	2	.297
Feb. 21	vs. #9 Texas	30	4	6	4	0	0	1	5	0	0	0	1	0	0	0	9	27	5	0	.254
Feb. 20	vs. #10 TCU	30	4	6	3	1	1	0	4	0	0	1	2	1	0	0	13	27	5	0	.237
Feb. 25	SEMO	37	6	9	1	0	0	2	4	0	0	0	3	0	1	0	13	30	15	0	.239
Feb. 26	SEMO	32	7	9	7	0	1	4	0	0	1	0	3	0	0	0	7	27	12	0	.241
Feb. 27	SEMO	39	9	15	7	4	0	1	6	0	4	0	0	0	0	0	9	27	9	1	.268
Feb. 28	SEMO	25	11	12	9	6	0	3	4	0	2	0	0	0	0	0	3	15	8	0	.291
March 5	Murray State	31	7	8	7	1	1	2	7	0	3	0	1	0	1	0	11	27	5	1	.287
March 6	Murray State	34	11	12	11	2	0	3	7	0	2	2	1	0	0	0	5	27	9	1	.295
March 7	Murray State	24	6	5	6	0	0	1	9	0	0	0	2	0	3	0	9	27	8	0	.288
March 12	at Louisiana Tech	37	9	9	9	2	0	3	6	0	2	1	3	1	0	0	11	30	10	2	.284
March 13	at Louisiana Tech	34	8	12	6	4	0	1	7	0	4	0	2	0	1	0	7	27	9	0	.290
March 14	at Louisiana Tech	29	0	2	0	1	0	0	1	0	1	0	2	0	0	1	10	24	13	0	.274
March 16	Oklahoma	34	5	6	5	0	0	2	1	0	0	0	1	0	0	0	13	27	8	2	.267
March 19	#22 Alabama	33	1	8	1	0	0	1	3	0	0	0	0	0	0	1	10	27	10	1	.265
March 20	#22 Alabama	34	9	12	6	3	0	1	2	0	0	0	0	0	2	0	13	27	9	0	.271
March 21	#22 Alabama	29	3	5	3	0	0	1	6	0	0	0	1	0	0	0	4	27	11	0	.266
March 23	Memphis	36	14	13	14	2	0	3	10	0	1	0	3	0	0	0	5	27	10	0	.272
March 24	Memphis	36	9	14	7	2	0	2	8	0	0	0	2	0	1	0	5	27	12	1	.279
March 26	at #2 Mississippi State	36	8	10	8	0	0	4	5	0	1	0	0	0	1	0	13	27	10	0	.279
March 27	at #2 Mississippi State	40	11	13	9	2	0	4	4	0	0	0	1	0	1	0	16	27	6	1	.281
March 28	at #2 Mississippi State	34	6	7	5	1	1	1	6	0	0	0	0	0	0	0	13	27	14	0	.278
March 30	Central Arkansas	44	21	20	21	4	2	5	8	0	1	0	1	0	1	0	8	27	11	2	.288
April 1	Auburn	29	1	4	1	0	0	1	1	0	0	0	0	0	0	2	5	27	7	3	.282
April 2	Auburn	29	6	7	4	1	1	0	6	0	1	0	1	0	1	1	6	27	7	0	.281
April 3	Auburn	32	6	8	5	1	0	0	12	1	0	0	2	0	1	4	3	30	13	0	.280
April 6	Little Rock	29	7	8	6	3	0	1	5	2	0	0	2	1	1	1	7	27	12	2	.280
April 7	Little Rock	33	10	8	9	0	1	3	7	0	3	0	0	0	0	0	9	27	10	1	.278
April 10	at #3 Ole Miss	34	7	8	6	2	0	0	9	0	1	0	0	0	1	0	11	27	7	0	.277
April 10	at #3 Ole Miss [DH]	40	6	12	5	1	0	1	4	0	0	1	1	0	0	0	11	24	8	1	.278
April 11	at #3 Ole Miss [DH]	36	18	13	17	1	0	3	17	0	1	0	2	1	1	2	9	27	10	0	.281
April 13	UA Pine Bluff	32	12	9	10	1	0	1	6	0	2	0	2	0	2	0	4	27	7	0	.281
April 14	UA Pine Bluff	35	26	17	22	2	0	8	13	1	0	0	3	0	1	0	4	21	6	4	.287
April 17	Texas A&M [DH]	35	13	13	12	2	0	3	7	0	0	0	0	0	2	0	6	27	6	0	.290
April 17	Texas A&M [DH]	31	2	6	1	0	0	1	5	1	2	0	2	1	0	2	14	30	9	0	.287
April 18	Texas A&M	37	10	11	10	2	0	3	8	1	0	0	2	1	0	0	12	27	8	2	.287
April 22	at #11 South Carolina	37	6	9	6	2	0	2	5	0	0	0	1	0	0	0	8	27	10	1	.286
April 23	at #11 South Carolina [DH]	31	2	4	2	1	0	1	5	0	0	0	1	0	1	0	10	24	5	1	.282
April 22	at #11 South Carolina [DH]	34	5	7	4	0	0	1	6	0	1	1	0	0	0	0	10	27	7	0	.280
April 30	at LSU	34	7	7	7	0	0	1	2	1	0	1	0	0	0	1	11	27	7	0	.278
May 1	at LSU [DH]	44	17	19	17	6	1	1	5	0	0	1	1	0	1	0	4	27	13	1	.283
May 1	at LSU [DH]	30	4	6	4	0	1	0	4	0	0	0	0	0	2	1	6	24	5	1	.282
May 7	Georgia	31	3	8	3	3	0	0	3	0	0	0	0	0	0	0	13	27	11	1	.281
May 8	Georgia	31	3	6	3	2	0	0	6	0	1	0	1	0	1	0	8	27	6	2	.279
May 9	Georgia	33	5	10	5	2	0	2	3	0	0	0	0	1	0	0	7	27	11	0	.280
May 11	Arkansas State	31	8	7	7	4	0	1	8	0	0	0	2	0	0	0	7	27	5	2	.279
May 14	at #4 Tennessee	33	6	8	6	1	0	2	3	0	1	0	1	0	1	1	7	27	8	1	.278
May 15	at #4 Tennessee	37	7	10	6	2	0	2	1	0	1	0	2	1	0	0	10	24	7	1	.278
May 16	at #4 Tennessee	30	3	5	3	3	0	0	4	0	1	0	0	1	1	0	8	27	8	0	.276
May 20	#9 Florida	33	6	9	6	3	0	2	6	1	0	0	1	0	0	0	12	27	5	0	.276
May 21	#9 Florida	32	4	8	4	2	0	2	3	0	0	0	1	0	1	0	12	27	7	1	.275
May 22	#9 Florida	33	9	10	8	2	0	2	2	0	0	0	2	0	0	0	11	27	9	1	.276
May 26	vs. Georgia	31	11	7	9	1	0	1	14	0	0	0	0	0	1	0	12	27	3	0	.275
May 27	vs. #3 Vanderbilt	28	6	6	6	1	0	0	7	0	1	0	1	0	1	1	9	27	13	0	.274
May 29	vs. #12 Ole Miss	31	3	6	3	2	1	1	7	0	0	1	0	0	0	1	9	27	11	0	.273
May 30	vs. #4 Tennessee	31	7	8	7	0	0	2	3	0	0	0	2	1	1	1	5	27	6	0	.272
June 4	NJIT	36	13	13	12	0	0	5	5	0	1	0	2	0	1	0	6	27	8	2	.274
June 5	#19 Nebraska	30	5	5	4	1	0	1	10	0	0	0	1	0	1	0	10	27	9	0	.272
June 6	#19 Nebraska	31	3	4	1	0	0	0	5	0	0	0	0	0	0	0	11	24	11	3	.270
	Totals	1959	449	529	402	91	11	99	341	8	42	9	67	10	36	28	528	1569	513	45	.270



RECORD: 48-11 • HOME: 28-6 • AWAY: 13-5 • NEUTRAL: 7-0 • SEC: 22-8

Date	Opponent	IP	H	R	ER	BB	SO	2B	3B	HR	WP	BK	HBP	DP	IBB	Score	W	L	SV	ERA
Feb. 20	vs. #3 Texas Tech	9.0	9	9	9	7	10	2	0	1	2	1	3	1	0	13-9	1	0	0	9.00
Feb. 21	vs. #9 Texas	9.0	2	0	0	2	15	0	0	0	0	0	3	0	0	4-0	2	0	1	4.50
Feb. 22	vs. #10 TCU	9.0	2	1	1	4	18	0	0	0	0	0	2	1	0	4-1	3	0	1	3.33
Feb. 25	SEMO	10.0	9	5	5	3	10	0	1	0	0	1	1	1	0	6-5	4	0	2	3.65
Feb. 26	SEMO	9.0	5	3	2	6	8	0	0	0	2	0	0	1	0	7-3	5	0	2	3.33
Feb. 27	SEMO	9.0	6	3	3	5	13	0	0	1	1	0	0	1	0	9-3	6	0	2	3.27
Feb. 28	SEMO	5.0	4	4	4	5	6	0	0	1	1	0	0	1	0	11-4	7	0	2	3.60
March 5	Murray State	9.0	8	6	6	7	18	1	0	2	1	0	0	0	0	7-6	8	0	3	3.91
March 6	Murray State	9.0	11	6	3	4	8	3	0	1	2	0	0	1	0	11-6	9	0	4	3.81
March 7	Murray State	9.0	6	0	0	5	11	0	0	0	2	0	0	2	0	6-0	10	0	4	3.41
March 12	at Louisiana Tech	10.0	13	7	7	4	12	3	1	0	2	0	2	1	1	9-7	11	0	5	3.71
March 13	at Louisiana Tech	9.0	4	1	1	3	3	0	0	0	0	0	0	1	0	8-1	12	0	5	3.48
March 14	at Louisiana Tech	8.0	5	2	2	1	5	0	0	0	0	0	1	2	0	0-2	12	1	5	3.39
March 16	Oklahoma	9.0	11	8	7	8	10	1	0	1	4	0	1	0	0	5-8	12	2	5	3.66
March 19	#22 Alabama	9.0	15	16	15	6	7	3	0	4	1	0	1	1	0	1-16	12	3	5	4.43
March 20	#22 Alabama	9.0	2	1	1	2	6	1	0	0	1	0	0	0	0	9-1	13	3	5	4.21
March 21	#22 Alabama	9.0	4	1	1	3	15	1	0	1	2	0	1	0	0	3-1	14	3	6	4.02
March 23	Memphis	9.0	3	1	1	3	10	0	1	0	1	0	1	1	0	14-1	15	3	6	3.85
March 24	Memphis	9.0	4	4	3	6	10	0	0	1	2	0	1	0	0	9-4	16	3	7	3.80
March 26	at #2 Mississippi State	9.0	4	2	2	5	5	0	0	0	0	0	2	1	0	8-2	17	3	8	3.71
March 27	at #2 Mississippi State	9.0	10	5	5	2	12	3	0	2	1	0	1	2	0	11-5	18	3	9	3.77
March 28	at #2 Mississippi State	9.0	13	4	4	2	7	1	0	2	0	0	1	2	0	6-4	19	3	10	3.78
March 30	Central Arkansas	9.0	9	8	7	5	6	1	0	1	1	0	2	0	0	21-8	20	3	10	3.93
April 1	Auburn	9.0	8	2	1	2	16	0	0	1	0	0	0	1	0	1-2	20	4	10	3.80
April 2	Auburn	9.0	10	5	5	2	8	1	0	2	1	0	1	0	0	6-5	21	4	11	3.85
April 3	Auburn	10.0	4	5	5	4	3	0	0	2	1	0	0	1	0	6-5	22	4	11	3.88
April 6	Little Rock	9.0	7	2	2	3	11	2	0	0	1	0	1	2	0	7-2	23	4	11	3.81
April 7	Little Rock	9.0	8	3	3	4	8	0	0	1	1	0	0	1	0	10-3	24	4	11	3.78
April 10	at #3 Ole Miss [DH]	9.0	14	3	3	4	16	2	0	0	0	0	1	2	0	7-3	25	4	12	3.75
April 10	at #3 Ole Miss [DH]	8.0	18	13	12	1	9	1	1	1	2	0	2	1	0	6-13	25	5	12	4.04
April 11	at #3 Ole Miss	9.0	14	14	14	6	9	3	0	2	2	0	1	1	0	18-14	26	5	12	4.37
April 13	UA Pine Bluff	9.0	8	4	4	4	18	2	1	0	1	0	2	1	0	12-4	27	5	12	4.36
April 14	UA Pine Bluff	7.0	7	1	0	4	11	0	0	0	2	0	0	0	0	26-1	28	5	12	4.25
April 17	Texas A&M [DH]	9.0	3	0	0	3	14	1	0	0	1	0	1	0	0	13-0	29	5	12	4.13
April 17	Texas A&M [DH]	10.0	5	1	1	2	12	1	0	1	0	0	0	1	0	2-1	30	5	12	4.02
April 18	Texas A&M	9.0	11	11	10	4	7	0	0	2	1	0	3	1	0	10-11	30	6	12	4.19
April 22	at #11 South Carolina	9.0	2	1	1	4	10	1	0	0	0	0	2	1	0	6-1	31	6	13	4.10
April 23	at #11 South Carolina [DH]	8.0	9	6	6	5	8	2	0	0	0	0	0	0	0	2-6	31	7	13	4.17
April 23	at #11 South Carolina [DH]	9.0	2	1	1	0	11	0	0	1	0	0	2	0	0	5-1	32	7	13	4.08
April 30	at LSU	9.0	3	0	0	0	10	0	0	0	0	0	0	0	0	7-0	33	7	14	3.98
May 1	at LSU [DH]	9.0	14	10	10	5	6	3	0	2	2	0	0	2	0	17-10	34	7	14	4.13
May 1	at LSU [DH]	8.0	7	5	5	3	11	0	0	1	2	0	1	0	0	4-5	34	8	14	4.16
May 7	Georgia	9.0	9	0	0	1	13	1	0	0	1	0	0	0	0	3-0	35	8	15	4.06
May 8	Georgia	9.0	12	7	6	2	16	1	0	2	0	0	1	1	0	3-7	35	9	15	4.11
May 9	Georgia	9.0	8	3	3	2	9	0	0	0	0	0	1	1	0	5-3	36	9	15	4.08
May 11	Arkansas State	9.0	4	4	1	4	12	2	0	0	0	0	1	0	0	8-4	37	9	15	4.01
May 14	at #4 Tennessee	9.0	7	5	2	4	7	3	0	1	0	0	1	0	0	6-5	38	9	15	3.98
May 15	at #4 Tennessee	8.0	12	8	7	2	7	1	0	3	0	0	0	0	0	7-8	38	10	15	4.04
May 16	at #4 Tennessee	9.0	7	2	2	3	12	1	0	0	1	0	0	0	0	3-2	39	10	15	4.00
May 20	#9 Florida	9.0	3	1	1	2	16	0	0	1	1	0	0	0	0	6-1	40	10	16	3.94
May 21	#9 Florida	9.0	7	3	3	2	17	1	0	1	0	0	0	1	0	4-3	41	10	16	3.92
May 22	#9 Florida	9.0	8	3	3	1	11	1	1	0	0	0	1	1	0	9-3	42	10	16	3.90
May 26	vs. Georgia	9.0	3	2	2	0	15	0	0	1	0	0	0	0	0	11-2	43	10	16	3.87
May 27	vs. #3 Vanderbilt	9.0	6	4	4	6	9	2	0	1	0	0	0	2	0	6-4	44	10	17	3.87
May 29	vs. #12 Ole Miss	9.0	6	2	2	8	10	1	0	0	1	0	0	3	1	3-2	45	10	18	3.84
May 30	vs. #4 Tennessee	9.0	9	2	2	2	9	1	0	1	0	0	0	1	0	7-2	46	10	19	3.80
June 4	NJIT	9.0	11	8	6	7	9	1	0	1	0	0	3	0	0	13-8	47	10	19	3.84
June 5	#19 Nebraska	9.0	5	1	1	2	13	1	0	0	0	0	0	0	0	5-1	48	10	20	3.79
June 6	#19 Nebraska	8.0	10	5	4	1	10	1	0	1	1	0	0	2	0	3-5	48	11	20	3.80
	Totals	523.0	440	244	221	207	618	57	6	47	48	2	48	46	2	449-244	48	11	20	3.80



26 ETHAN BATES

SEASON HIGHS

Category	High	Opponent (Last)	Date
Hits	2	2x (UA Pine Bluff)	4/14/21
Runs	3	UA Pine Bluff	4/14/21
Doubles	1	2x (UA Pine Bluff)	4/14/21
Triples	--	--	--
Home Runs	--	--	--
RBI	2	2x (vs. #3 Vanderbilt)	5/27/21
Walks	2	UA Pine Bluff	4/13/21
Stolen Bases	--	--	--

CAREER HIGHS

Category	High	Opponent (Last)	Date
Hits	2	2x (UA Pine Bluff)	4/14/21
Runs	3	UA Pine Bluff	4/14/21
Doubles	1	2x (UA Pine Bluff)	4/14/21
Triples	--	--	--
Home Runs	--	--	--
RBI	2	2x (vs. #3 Vanderbilt)	5/27/21
Walks	2	UA Pine Bluff	4/13/21
Stolen Bases	--	--	--



25 CHRISTIAN FRANKLIN

SEASON HIGHS

Category	High	Opponent (Last)	Date
Hits	4	SEMO	2/27/21
Runs	3	2x (UA Pine Bluff)	4/13/21
Doubles	2	2x (at LSU)	5/1/21
Triples	1	2x (vs. #12 Ole Miss)	5/29/21
Home Runs	2	at #2 Mississippi State	3/26/21
RBI	6	UA Pine Bluff	4/13/21
Walks	3	vs. Georgia	5/26/21
Stolen Bases	2	3x (Texas A&M)	4/17/21

CAREER HIGHS

Category	High	Opponent (Last)	Date
Hits	4	SEMO	2/27/21
Runs	3	3x (UA Pine Bluff)	4/13/21
Doubles	2	2x (at LSU)	5/1/21
Triples	1	4x (vs. #12 Ole Miss)	5/29/21
Home Runs	2	at #2 Mississippi State	3/26/21
RBI	6	UA Pine Bluff	4/13/21
Walks	3	2x (vs. Georgia)	5/26/21
Stolen Bases	2	4x (Texas A&M)	4/17/21




4 JALEN BATTLES

SEASON HIGHS

Category	High	Opponent (Last)	Date
Hits	3	4x (vs. #4 Tennessee)	5/30/21
Runs	4	NJIT	6/4/21
Doubles	2	SEMO	2/27/21
Triples	--	--	--
Home Runs	2	Central Arkansas	3/30/21
RBI	4	Central Arkansas	3/30/21
Walks	3	2x (vs. Georgia)	5/26/21
Stolen Bases	1	5x (at #3 Ole Miss)	4/10/21

CAREER HIGHS (AT ARKANSAS)

Category	High	Opponent (Last)	Date
Hits	3	4x (vs. #4 Tennessee)	5/30/21
Runs	4	NJIT	6/4/21
Doubles	2	SEMO	2/27/21
Triples	--	--	--
Home Runs	2	Central Arkansas	3/30/21
RBI	4	Central Arkansas	3/30/21
Walks	3	2x (vs. Georgia)	5/26/21
Stolen Bases	1	5x (at #3 Ole Miss)	4/10/21



10 MATT GOODHEART

SEASON HIGHS

Category	High	Opponent (Last)	Date
Hits	4	2x (UA Pine Bluff)	4/14/21
Runs	4	UA Pine Bluff	4/14/21
Doubles	1	6x (vs. #3 Vanderbilt)	5/27/21
Triples	--	--	--
Home Runs	2	UA Pine Bluff	4/14/21
RBI	5	UA Pine Bluff	4/14/21
Walks	2	7x (vs. #12 Ole Miss)	5/29/21
Stolen Bases	1	3x (at #11 South Carolina)	4/23/21

CAREER HIGHS (AT ARKANSAS)

Category	High	Opponent (Last)	Date
Hits	4	2x (UA Pine Bluff)	4/14/21
Runs	4	UA Pine Bluff	4/14/21
Doubles	2	4x (#14 Ole Miss)	6/9/19
Triples	1	2x (#2 Mississippi State)	4/19/19
Home Runs	2	UA Pine Bluff	4/14/21
RBI	5	UA Pine Bluff	4/14/21
Walks	3	3x (South Alabama)	3/6/20
Stolen Bases	1	7x (at #11 South Carolina)	4/23/21



3 ZACK GREGORY

SEASON HIGHS

Category	High	Opponent (Last)	Date
Hits	2	3x (at LSU)	5/1/21
Runs	2	4x (vs. Georgia)	5/26/21
Doubles	1	5x (at #4 Tennessee)	5/16/21
Triples	1	Auburn	4/2/21
Home Runs	1	3x (Texas A&M)	4/18/21
RBI	3	2x (Texas A&M)	4/18/21
Walks	3	Murray State	3/7/21
Stolen Bases	1	Georgia	5/8/21

CAREER HIGHS

Category	High	Opponent (Last)	Date
Hits	2	5x (at LSU)	5/1/21
Runs	2	4x (vs. Georgia)	5/26/21
Doubles	1	5x (at #4 Tennessee)	5/16/21
Triples	1	Auburn	4/2/21
Home Runs	1	3x (Texas A&M)	4/18/21
RBI	3	2x (Texas A&M)	4/18/21
Walks	3	Murray State	3/7/21
Stolen Bases	1	2x (Georgia)	5/8/21



1 ROBERT MOORE

SEASON HIGHS

Category	High	Opponent (Last)	Date
Hits	4	Central Arkansas	3/30/21
Runs	4	Central Arkansas	3/30/21
Doubles	2	Georgia	5/7/21
Triples	1	2x (Little Rock)	4/7/21
Home Runs	2	2x (at #11 South Carolina)	4/22/21
RBI	6	Central Arkansas	3/30/21
Walks	4	at #3 Ole Miss	4/11/21
Stolen Bases	2	vs. #3 Texas Tech	2/20/21

CAREER HIGHS

Category	High	Opponent (Last)	Date
Hits	4	Central Arkansas	3/30/21
Runs	4	Central Arkansas	3/30/21
Doubles	2	Georgia	5/7/21
Triples	1	2x (Little Rock)	4/7/21
Home Runs	2	2x (at #11 South Carolina)	4/22/21
RBI	6	Central Arkansas	3/30/21
Walks	4	at #3 Ole Miss	4/11/21
Stolen Bases	2	vs. #3 Texas Tech	2/20/21



15 DYLAN LEACH

SEASON HIGHS

Category	High	Opponent (Last)	Date
Hits	2	Central Arkansas	3/30/21
Runs	3	Central Arkansas	3/30/21
Doubles	1	Central Arkansas	3/30/21
Triples	1	Little Rock	4/7/21
Home Runs	1	Central Arkansas	3/30/21
RBI	2	Central Arkansas	3/30/21
Walks	3	Memphis	3/23/21
Stolen Bases	--	--	--

CAREER HIGHS

Category	High	Opponent (Last)	Date
Hits	2	Central Arkansas	3/30/21
Runs	3	Central Arkansas	3/30/21
Doubles	1	Central Arkansas	3/30/21
Triples	1	Little Rock	4/7/21
Home Runs	1	Central Arkansas	3/30/21
RBI	2	Central Arkansas	3/30/21
Walks	3	Memphis	3/23/21
Stolen Bases	--	--	--



5 JACOB NESBIT

SEASON HIGHS

Category	High	Opponent (Last)	Date
Hits	2	3x (UA Pine Bluff)	4/13/21
Runs	2	2x (UA Pine Bluff)	4/14/21
Doubles	--	--	--
Triples	--	--	--
Home Runs	1	2x (Memphis)	3/23/21
RBI	5	Memphis	3/23/21
Walks	1	11x (at #11 South Carolina)	4/23/21
Stolen Bases	--	--	--

CAREER HIGHS

Category	High	Opponent (Last)	Date
Hits	3	3x (Eastern Illinois)	2/15/20
Runs	2	8x (UA Pine Bluff)	4/14/21
Doubles	1	15x (Illinois St.)	3/3/20
Triples	--	--	--
Home Runs	1	6x (Memphis)	3/23/21
RBI	6	#18 Tennessee	4/26/19
Walks	2	3x (at Kentucky)	5/5/19
Stolen Bases	1	7x (TCU)	6/2/19



12 CASEY OPITZ

SEASON HIGHS

Category	High	Opponent (Last)	Date
Hits	3	2x (#9 Florida)	5/20/21
Runs	3	2x (#22 Alabama)	3/20/21
Doubles	1	9x (#9 Florida)	5/21/21
Triples	1	Murray State	3/5/21
Home Runs	1	#22 Alabama	3/20/21
RBI	2	4x (#9 Florida)	5/20/21
Walks	3	2x (Texas A&M)	4/18/21
Stolen Bases	1	5x (NJIT)	6/4/21

CAREER HIGHS

Category	High	Opponent (Last)	Date
Hits	4	at #6 Vanderbilt	4/14/19
Runs	3	4x (#22 Alabama)	3/20/21
Doubles	2	vs. Texas	2/29/20
Triples	1	2x (Murray State)	3/5/21
Home Runs	1	5x (#22 Alabama)	3/20/21
RBI	4	#14 Ole Miss	6/10/19
Walks	3	3x (Texas A&M)	4/18/21
Stolen Bases	1	12x (NJIT)	6/4/21



14 CULLEN SMITH

SEASON HIGHS

Category	High	Opponent (Last)	Date
Hits	2	9x (vs. Georgia)	5/26/21
Runs	4	UA Pine Bluff	4/14/21
Doubles	2	Arkansas State	5/11/21
Triples	--	--	--
Home Runs	2	UA Pine Bluff	4/14/21
RBI	3	3x (UA Pine Bluff)	4/14/21
Walks	3	at #3 Ole Miss	4/11/21
Stolen Bases	1	2x (at Louisiana Tech)	3/13/21

CAREER HIGHS (AT ARKANSAS)

Category	High	Opponent (Last)	Date
Hits	2	9x (vs. Georgia)	5/26/21
Runs	4	UA Pine Bluff	4/14/21
Doubles	2	Arkansas State	5/11/21
Triples	--	--	--
Home Runs	2	UA Pine Bluff	4/14/21
RBI	3	3x (UA Pine Bluff)	4/14/21
Walks	3	at #3 Ole Miss	4/11/21
Stolen Bases	1	2x (at Louisiana Tech)	3/13/21



17 BRADY SLAVENS

SEASON HIGHS

Category	High	Opponent (Last)	Date
Hits	3	5x (at #4 Tennessee)	5/14/21
Runs	3	2x (Murray State)	3/6/21
Doubles	2	at Louisiana Tech	3/13/21
Triples	1	3x (at LSU)	5/1/21
Home Runs	2	2x (#9 Florida)	5/22/21
RBI	5	3x (#9 Florida)	5/22/21
Walks	2	4x (Arkansas State)	5/11/21
Stolen Bases	1	2x (at Louisiana Tech)	3/12/21

CAREER HIGHS (AT ARKANSAS)

Category	High	Opponent (Last)	Date
Hits	3	5x (at #4 Tennessee)	5/14/21
Runs	3	2x (Murray State)	3/6/21
Doubles	2	at Louisiana Tech	3/13/21
Triples	1	3x (at LSU)	5/1/21
Home Runs	2	2x (#9 Florida)	5/22/21
RBI	5	3x (#9 Florida)	5/22/21
Walks	2	4x (Arkansas State)	5/11/21
Stolen Bases	1	2x (at Louisiana Tech)	3/12/21



11 CASON TOLLETT

SEASON HIGHS

Category	High	Opponent (Last)	Date
Hits	--	--	--
Runs	--	--	--
Doubles	--	--	--
Triples	--	--	--
Home Runs	--	--	--
RBI	--	--	--
Walks	--	--	--
Stolen Bases	--	--	--

CAREER HIGHS

Category	High	Opponent (Last)	Date
Hits	--	--	--
Runs	--	--	--
Doubles	--	--	--
Triples	--	--	--
Home Runs	--	--	--
RBI	--	--	--
Walks	--	--	--
Stolen Bases	--	--	--



7 CAYDEN WALLACE

SEASON HIGHS

Category	High	Opponent (Last)	Date
Hits	3	7x (#9 Florida)	5/20/21
Runs	3	at Louisiana Tech	2/28/21
Doubles	1	9x (at #4 Tennessee)	5/16/21
Triples	--	--	--
Home Runs	2	#9 Florida	5/20/21
RBI	4	2x (#9 Florida)	5/20/21
Walks	3	vs. Georgia	5/26/21
Stolen Bases	--	--	--

CAREER HIGHS

Category	High	Opponent (Last)	Date
Hits	3	7x (#9 Florida)	5/20/21
Runs	3	at Louisiana Tech	2/28/21
Doubles	1	9x (at #4 Tennessee)	5/16/21
Triples	--	--	--
Home Runs	2	#9 Florida	5/20/21
RBI	4	2x (#9 Florida)	5/20/21
Walks	3	vs. Georgia	5/26/21
Stolen Bases	--	--	--



19 CHARLIE WELCH

SEASON HIGHS

Category	High	Opponent (Last)	Date
Hits	2	4x (vs. #4 Tennessee)	5/30/21
Runs	4	UA Pine Bluff	4/14/21
Doubles	1	3x (#9 Florida)	5/22/21
Triples	--	--	--
Home Runs	2	UA Pine Bluff	4/14/21
RBI	4	UA Pine Bluff	4/14/21
Walks	2	3x (UA Pine Bluff)	4/14/21
Stolen Bases	--	--	--

CAREER HIGHS (AT ARKANSAS)

Category	High	Opponent (Last)	Date
Hits	2	4x (vs. #4 Tennessee)	5/30/21
Runs	4	UA Pine Bluff	4/14/21
Doubles	1	3x (#9 Florida)	5/22/21
Triples	--	--	--
Home Runs	2	UA Pine Bluff	4/14/21
RBI	4	UA Pine Bluff	4/14/21
Walks	2	3x (UA Pine Bluff)	4/14/21
Stolen Bases	--	--	--




8 BRAYDON WEBB

SEASON HIGHS

Category	High	Opponent (Last)	Date
Hits	2	at #4 Tennessee	5/15/21
Runs	3	3x (at #3 Ole Miss)	4/11/21
Doubles	1	4x (#9 Florida)	5/20/21
Triples	--	--	--
Home Runs	1	6x (NJIT)	6/4/21
RBI	3	at #4 Tennessee	5/15/21
Walks	4	Memphis	3/23/21
Stolen Bases	1	5x (#2 Mississippi State)	3/26/21

CAREER HIGHS (AT ARKANSAS)

Category	High	Opponent (Last)	Date
Hits	3	vs. Baylor	3/1/20
Runs	3	4x (at #3 Ole Miss)	4/11/21
Doubles	1	4x (#9 Florida)	5/20/21
Triples	--	--	--
Home Runs	1	7x (NJIT)	6/4/21
RBI	3	at #4 Tennessee	5/15/21
Walks	4	Memphis	3/23/21
Stolen Bases	2	South Alabama	3/7/20



16 ZAC WHITE

SEASON HIGHS

Category	High	Opponent (Last)	Date
Hits	1	3x (UA Pine Bluff)	4/13/21
Runs	3	UA Pine Bluff	4/13/21
Doubles	--	--	--
Triples	--	--	--
Home Runs	--	--	--
RBI	1	Central Arkansas	3/30/21
Walks	1	UA Pine Bluff	4/13/21
Stolen Bases	1	UA Pine Bluff	4/13/21

CAREER HIGHS

Category	High	Opponent (Last)	Date
Hits	1	3x (UA Pine Bluff)	4/13/21
Runs	3	UA Pine Bluff	4/13/21
Doubles	--	--	--
Triples	--	--	--
Home Runs	--	--	--
RBI	1	Central Arkansas	3/30/21
Walks	1	UA Pine Bluff	4/13/21
Stolen Bases	1	UA Pine Bluff	4/13/21



38 MARK ADAMIAK

SEASON HIGHS

Category	High	Opponent (Last)	Date
Innings	--	--	--
Longest Start	--	--	--
Shortest Start	--	--	--
Longest Relief	--	--	--
Hits	--	--	--
Runs	--	--	--
Earned Runs	--	--	--
Walks	--	--	--
Strikeouts	--	--	--

CAREER HIGHS

Category	High	Opponent (Last)	Date
Innings	1.1	South Alabama	3/6/20
Longest Start	--	--	--
Shortest Start	--	--	--
Longest Relief	1.1	South Alabama	3/6/20
Hits	2	South Alabama	3/6/20
Runs	1	South Alabama	3/6/20
Earned Runs	3	South Alabama	3/6/20
Walks	--	--	--
Strikeouts	1	South Alabama	3/6/20




27 BLAKE ADAMS

SEASON HIGHS

Category	High	Opponent (Last)	Date
Innings	2.1	Murray State	3/6/21
Longest Start	--	--	--
Shortest Start	--	--	--
Longest Relief	2.1	Murray State	3/6/21
Hits	5	#22 Alabama	3/19/21
Runs	6	#22 Alabama	3/19/21
Earned Runs	5	#22 Alabama	3/19/21
Walks	2	2x (Memphis)	3/24/21
Strikeouts	2	2x (at Louisiana Tech)	3/14/21

CAREER HIGHS

Category	High	Opponent (Last)	Date
Innings	3.0	Eastern Illinois	2/16/20
Longest Start	3.0	Eastern Illinois	2/16/20
Shortest Start	3.0	Eastern Illinois	2/16/20
Longest Relief	2.1	Murray State	3/6/21
Hits	6	Eastern Illinois	2/16/20
Runs	6	#22 Alabama	3/19/21
Earned Runs	5	#22 Alabama	3/19/21
Walks	3	Illinois State	3/3/20
Strikeouts	2	4x (at Louisiana Tech)	3/14/21



31 CALEB BOLDEN

SEASON HIGHS

Category	High	Opponent (Last)	Date
Innings	5.0	UA Pine Bluff	4/13/21
Longest Start	5.0	UA Pine Bluff	4/13/21
Shortest Start	0.1	SEMO	2/25/21
Longest Relief	4.0	vs. #9 Texas	2/21/21
Hits	7	UA Pine Bluff	4/13/21
Runs	4	2x (Central Arkansas)	3/30/21
Earned Runs	4	Central Arkansas	3/30/21
Walks	3	3x (vs. #12 Ole Miss)	5/29/21
Strikeouts	9	UA Pine Bluff	4/13/21

CAREER HIGHS

Category	High	Opponent (Last)	Date
Innings	7.0	ULM	4/4/18
Longest Start	7.0	ULM	4/4/18
Shortest Start	0.1	SEMO	2/25/21
Longest Relief	4.0	2x (vs. #9 Texas)	2/21/21
Hits	7	3x (UA Pine Bluff)	4/13/21
Runs	4	2x (Central Arkansas)	3/30/21
Earned Runs	4	Central Arkansas	3/30/21
Walks	3	5x (vs. #12 Ole Miss)	5/29/21
Strikeouts	9	UA Pine Bluff	4/13/21



59 ISSAC BRACKEN

SEASON HIGHS

Category	High	Opponent (Last)	Date
Innings	--	--	--
Longest Start	--	--	--
Shortest Start	--	--	--
Longest Relief	--	--	--
Hits	--	--	--
Runs	--	--	--
Earned Runs	--	--	--
Walks	--	--	--
Strikeouts	--	--	--

CAREER HIGHS (AT ARKANSAS)

Category	High	Opponent (Last)	Date
Innings	--	--	--
Longest Start	--	--	--
Shortest Start	--	--	--
Longest Relief	--	--	--
Hits	--	--	--
Runs	--	--	--
Earned Runs	--	--	--
Walks	--	--	--
Strikeouts	--	--	--

**21 JACOB BURTON****SEASON HIGHS**

Category	High	Opponent (Last)	Date
Innings	--	--	--
Longest Start	--	--	--
Shortest Start	--	--	--
Longest Relief	--	--	--
Hits	--	--	--
Runs	--	--	--
Earned Runs	--	--	--
Walks	--	--	--
Strikeouts	--	--	--

CAREER HIGHS


Category	High	Opponent (Last)	Date
Innings	2.0	2x (vs. Texas)	2/29/20
Longest Start	--	--	--
Shortest Start	--	--	--
Longest Relief	2.0	2x (vs. Texas)	2/29/20
Hits	3	Eastern Illinois	2/16/19
Runs	3	Eastern Illinois	2/16/19
Earned Runs	3	Eastern Illinois	2/16/19
Walks	2	2x (vs. Texas)	2/19/20
Strikeouts	3	vs. Texas	2/29/20

**46 TYLER CACCIATORI****SEASON HIGHS**

Category	High	Opponent (Last)	Date
Innings	--	--	--
Longest Start	--	--	--
Shortest Start	--	--	--
Longest Relief	--	--	--
Hits	--	--	--
Runs	--	--	--
Earned Runs	--	--	--
Walks	--	--	--
Strikeouts	--	--	--

CAREER HIGHS

Category	High	Opponent (Last)	Date
Innings	--	--	--
Longest Start	--	--	--
Shortest Start	--	--	--
Longest Relief	--	--	--
Hits	--	--	--
Runs	--	--	--
Earned Runs	--	--	--
Walks	--	--	--
Strikeouts	--	--	--

**35 RYAN COSTEIU****SEASON HIGHS**

Category	High	Opponent (Last)	Date
Innings	2.0	2x (at LSU)	5/1/21
Longest Start	--	--	--
Shortest Start	--	--	--
Longest Relief	2.0	2x (at LSU)	5/1/21
Hits	2	4x (at LSU)	5/1/21
Runs	2	4x (Texas A&M)	4/18/21
Earned Runs	2	4x (Texas A&M)	4/18/21
Walks	2	3x (Arkansas State)	5/11/21
Strikeouts	4	at #4 Tennessee	5/15/21

CAREER HIGHS (AT ARKANSAS)

Category	High	Opponent (Last)	Date
Innings	2.0	2x (at LSU)	5/1/21
Longest Start	--	--	--
Shortest Start	--	--	--
Longest Relief	2.0	2x (at LSU)	5/1/21
Hits	2	4x (at LSU)	5/1/21
Runs	2	4x (Texas A&M)	4/18/21
Earned Runs	2	4x (Texas A&M)	4/18/21
Walks	2	3x (Arkansas State)	5/11/21
Strikeouts	4	at #4 Tennessee	5/15/21

**58 EVAN GRAY****SEASON HIGHS**

Category	High	Opponent (Last)	Date
Innings	1.0	5x (Little Rock)	4/6/21
Longest Start	--	--	--
Shortest Start	--	--	--
Longest Relief	1.0	5x (Little Rock)	4/6/21
Hits	2	Little Rock	4/6/21
Runs	2	Little Rock	4/6/21
Earned Runs	2	Oklahoma	3/16/21
Walks	1	2x (Little Rock)	4/6/21
Strikeouts	2	Murray State	3/7/21

CAREER HIGHS

Category	High	Opponent (Last)	Date
Innings	1.0	5x (Little Rock)	4/6/21
Longest Start	--	--	--
Shortest Start	--	--	--
Longest Relief	1.0	5x (Little Rock)	4/6/21
Hits	2	Little Rock	4/6/21
Runs	2	Little Rock	4/6/21
Earned Runs	2	Oklahoma	3/16/21
Walks	1	2x (Little Rock)	4/6/21
Strikeouts	2	Murray State	3/7/21



34 NICK GRIFFIN

SEASON HIGHS

Category	High	Opponent (Last)	Date
Innings	--	--	--
Longest Start	--	--	--
Shortest Start	--	--	--
Longest Relief	--	--	--
Hits	--	--	--
Runs	--	--	--
Earned Runs	--	--	--
Walks	--	--	--
Strikeouts	--	--	--

CAREER HIGHS

Category	High	Opponent (Last)	Date
Innings	--	--	--
Longest Start	--	--	--
Shortest Start	--	--	--
Longest Relief	--	--	--
Hits	--	--	--
Runs	--	--	--
Earned Runs	--	--	--
Walks	--	--	--
Strikeouts	--	--	--



18 LAEL LOCKHART

SEASON HIGHS

Category	High	Opponent (Last)	Date
Innings	7.0	vs. Georgia	5/26/21
Longest Start	7.0	vs. Georgia	5/26/21
Shortest Start	0.1	at LSU	5/1/21
Longest Relief	2.0	Arkansas State	5/11/21
Hits	8	#19 Nebraska	6/6/21
Runs	5	#19 Nebraska	6/6/21
Earned Runs	4	3x (#19 Nebraska)	6/6/21
Walks	3	2x (Auburn)	4/3/21
Strikeouts	11	vs. Georgia	5/26/21

CAREER HIGHS (AT ARKANSAS)

Category	High	Opponent (Last)	Date
Innings	7.0	vs. Georgia	5/26/21
Longest Start	7.0	vs. Georgia	5/26/21
Shortest Start	0.1	at LSU	5/1/21
Longest Relief	2.0	Arkansas State	5/11/21
Hits	8	#19 Nebraska	6/6/21
Runs	5	#19 Nebraska	6/6/21
Earned Runs	4	3x (#19 Nebraska)	6/6/21
Walks	3	2x (Auburn)	4/3/21
Strikeouts	11	vs. Georgia	5/26/21




45 KEVIN KOPPS

SEASON HIGHS

Category	High	Opponent (Last)	Date
Innings	4.1	Georgia	5/9/21
Longest Start	--	--	--
Shortest Start	--	--	--
Longest Relief	4.1	Georgia	5/9/21
Hits	5	at #3 Ole Miss	4/10/21
Runs	1	6x (vs. #4 Tennessee)	5/16/21
Earned Runs	1	6x (vs. #4 Tennessee)	5/16/21
Walks	2	2x (Texas A&M)	4/17/21
Strikeouts	8	Auburn	4/1/21

CAREER HIGHS

Category	High	Opponent (Last)	Date
Innings	5.2	Georgia	4/15/17
Longest Start	3.1	2x (Bryant)	2/26/17
Shortest Start	2.0	2x (Missouri State)	6/4/17
Longest Relief	5.2	Georgia	4/15/17
Hits	5	5x (at #3 Ole Miss)	4/10/21
Runs	4	#14 Ole Miss	6/9/19
Earned Runs	4	#14 Ole Miss	6/9/19
Walks	3	2x (at Missouri)	3/26/17
Strikeouts	8	Auburn	4/1/21



50 MATTHEW MAGRE

SEASON HIGHS

Category	High	Opponent (Last)	Date
Innings	0.2	SEMO	2/27/21
Longest Start	--	--	--
Shortest Start	--	--	--
Longest Relief	0.2	SEMO	2/27/21
Hits	0	SEMO	2/27/21
Runs	0	SEMO	2/27/21
Earned Runs	0	SEMO	2/27/21
Walks	1	SEMO	2/27/21
Strikeouts	1	SEMO	2/27/21

CAREER HIGHS

Category	High	Opponent (Last)	Date
Innings	0.2	SEMO	2/27/21
Longest Start	--	--	--
Shortest Start	--	--	--
Longest Relief	0.2	SEMO	2/27/21
Hits	0	SEMO	2/27/21
Runs	0	SEMO	2/27/21
Earned Runs	0	SEMO	2/27/21
Walks	1	SEMO	2/27/21
Strikeouts	1	SEMO	2/27/21

**41 WILL McENTIRE****SEASON HIGHS**

Category	High	Opponent (Last)	Date
Innings	--	--	--
Longest Start	--	--	--
Shortest Start	--	--	--
Longest Relief	--	--	--
Hits	--	--	--
Runs	--	--	--
Earned Runs	--	--	--
Walks	--	--	--
Strikeouts	--	--	--

CAREER HIGHS


Category	High	Opponent (Last)	Date
Innings	6.0	Grand Canyon	3/10/20
Longest Start	6.0	Grand Canyon	3/10/20
Shortest Start	6.0	Grand Canyon	3/10/20
Longest Relief	2.0	South Alabama	3/7/20
Hits	7	Grand Canyon	3/10/20
Runs	1	Grand Canyon	3/10/20
Earned Runs	1	Grand Canyon	3/10/20
Walks	--	--	--
Strikeouts	4	South Alabama	3/7/20

**37 CADEN MONKE****SEASON HIGHS**

Category	High	Opponent (Last)	Date
Innings	3.1	2x (at #4 Tennessee)	5/14/21
Longest Start	--	--	--
Shortest Start	--	--	--
Longest Relief	3.1	2x (at #4 Tennessee)	5/14/21
Hits	3	SEMO	2/25/21
Runs	3	at #3 Ole Miss	4/11/21
Earned Runs	3	at #3 Ole Miss	4/11/21
Walks	3	vs. #12 Ole Miss	5/29/21
Strikeouts	7	#9 Florida	5/21/21

CAREER HIGHS


Category	High	Opponent (Last)	Date
Innings	3.1	2x (at #4 Tennessee)	5/14/21
Longest Start	--	--	--
Shortest Start	--	--	--
Longest Relief	3.1	2x (at #4 Tennessee)	5/14/21
Hits	5	Stony Brook	3/1/19
Runs	3	3x (at #3 Ole Miss)	4/11/21
Earned Runs	3	3x (at #3 Ole Miss)	4/11/21
Walks	3	2x (vs. #12 Ole Miss)	5/29/21
Strikeouts	7	#9 Florida	5/21/21

**32 ZACK MORRIS****SEASON HIGHS**

Category	High	Opponent (Last)	Date
Innings	2.0	UA Pine Bluff	4/13/21
Longest Start	--	--	--
Shortest Start	--	--	--
Longest Relief	2.0	UA Pine Bluff	4/10/21
Hits	2	2x (at #11 South Carolina)	4/23/21
Runs	3	2x (Arkansas State)	5/11/21
Earned Runs	3	Texas A&M	4/18/21
Walks	3	Texas A&M	4/18/21
Strikeouts	4	UA Pine Bluff	4/13/21

CAREER HIGHS

Category	High	Opponent (Last)	Date
Innings	2.0	2x (UA Pine Bluff)	4/13/21
Longest Start	--	--	--
Shortest Start	--	--	--
Longest Relief	2.1	Grand Canyon	3/11/20
Hits	2	3x (at #11 South Carolina)	4/23/21
Runs	3	2x (Arkansas State)	5/11/21
Earned Runs	3	Texas A&M	4/18/21
Walks	3	Texas A&M	4/18/21
Strikeouts	4	UA Pine Bluff	4/13/21

**13 CONNOR NOLAND****SEASON HIGHS**

Category	High	Opponent (Last)	Date
Innings	4.2	SEMO	2/26/21
Longest Start	--	--	--
Shortest Start	--	--	--
Longest Relief	4.2	SEMO	2/26/21
Hits	6	at LSU	5/1/21
Runs	6	at LSU	5/1/21
Earned Runs	6	at LSU	5/1/21
Walks	1	3x (NJIT)	6/4/21
Strikeouts	5	SEMO	2/26/21

CAREER HIGHS

Category	High	Opponent (Last)	Date
Innings	7.2	#2 Mississippi State	4/20/19
Longest Start	7.2	#2 Mississippi State	4/20/19
Shortest Start	0.0	at #6 Vanderbilt	4/13/19
Longest Relief	4.2	SEMO	2/26/21
Hits	7	#21 Ole Miss	3/30/19
Runs	6	at LSU	5/1/21
Earned Runs	6	at LSU	5/1/21
Walks	3	Gonzaga	2/21/20
Strikeouts	11	Eastern Illinois	2/14/20



36 PEYTON PALLETTE

SEASON HIGHS

Category	High	Opponent (Last)	Date
Innings	6.0	Texas A&M	4/17/21
Longest Start	6.0	Texas A&M	4/17/21
Shortest Start	1.0	#22 Alabama	3/19/21
Longest Relief	4.1	Auburn	4/2/21
Hits	9	at #3 Ole Miss	4/10/21
Runs	7	at #3 Ole Miss	4/10/21
Earned Runs	7	at #3 Ole Miss	4/10/21
Walks	3	3x (at #11 South Carolina)	4/23/21
Strikeouts	10	Murray State	3/5/21

CAREER HIGHS

Category	High	Opponent (Last)	Date
Innings	6.0	Texas A&M	4/17/21
Longest Start	6.0	Texas A&M	4/17/21
Shortest Start	1.0	#22 Alabama	3/19/21
Longest Relief	4.1	Auburn	4/2/21
Hits	9	at #3 Ole Miss	4/10/21
Runs	7	at #3 Ole Miss	4/10/21
Earned Runs	7	at #3 Ole Miss	4/10/21
Walks	3	3x (at #11 South Carolina)	4/23/21
Strikeouts	10	Murray State	3/5/21



43 MILLER PLEIMANN

SEASON HIGHS

Category	High	Opponent (Last)	Date
Innings	2.0	Memphis	3/24/21
Longest Start	2.0	Memphis	3/24/21
Shortest Start	--	--	--
Longest Relief	1.0	UA Pine Bluff	4/14/21
Hits	1	UA Pine Bluff	4/14/21
Runs	2	Memphis	3/24/21
Earned Runs	1	Memphis	3/24/21
Walks	3	Memphis	3/24/21
Strikeouts	3	Memphis	3/24/21

CAREER HIGHS

Category	High	Opponent (Last)	Date
Innings	2.0	Memphis	3/24/21
Longest Start	2.0	Memphis	3/24/21
Shortest Start	--	--	--
Longest Relief	1.0	UA Pine Bluff	4/14/21
Hits	1	UA Pine Bluff	4/14/21
Runs	2	Memphis	3/24/21
Earned Runs	1	Memphis	3/24/21
Walks	3	Memphis	3/24/21
Strikeouts	3	Memphis	3/24/21



28 KOLE RAMAGE

SEASON HIGHS

Category	High	Opponent (Last)	Date
Innings	4.2	Little Rock	4/6/21
Longest Start	4.2	Little Rock	4/6/21
Shortest Start	2.0	UA Pine Bluff	4/14/21
Longest Relief	3.0	Memphis	3/24/21
Hits	6	at #3 Ole Miss	4/10/21
Runs	6	at #3 Ole Miss	4/10/21
Earned Runs	5	at #3 Ole Miss	4/10/21
Walks	1	7x (NJIT)	6/4/21
Strikeouts	7	Little Rock	4/6/21

CAREER HIGHS

Category	High	Opponent (Last)	Date
Innings	5.0	2x (vs. Baylor)	3/1/20
Longest Start	5.0	2x (vs. Baylor)	3/1/20
Shortest Start	1.2	#4 Kentucky	3/17/18
Longest Relief	4.2	at #15 Auburn	4/5/19
Hits	7	at #6 Vanderbilt	4/13/19
Runs	7	at #6 Vanderbilt	4/13/19
Earned Runs	7	at #6 Vanderbilt	4/13/19
Walks	6	#14 Ole Miss	6/9/19
Strikeouts	7	2x (Little Rock)	4/6/21



57 NATHAN RINTZ

SEASON HIGHS

Category	High	Opponent (Last)	Date
Innings	--	--	--
Longest Start	--	--	--
Shortest Start	--	--	--
Longest Relief	--	--	--
Hits	--	--	--
Runs	--	--	--
Earned Runs	--	--	--
Walks	--	--	--
Strikeouts	--	--	--

CAREER HIGHS

Category	High	Opponent (Last)	Date
Innings	--	--	--
Longest Start	--	--	--
Shortest Start	--	--	--
Longest Relief	--	--	--
Hits	--	--	--
Runs	--	--	--
Earned Runs	--	--	--
Walks	--	--	--
Strikeouts	--	--	--



40 COREY SPAIN

SEASON HIGHS

Category	High	Opponent (Last)	Date
Innings	--	--	--
Longest Start	--	--	--
Shortest Start	--	--	--
Longest Relief	--	--	--
Hits	--	--	--
Runs	--	--	--
Earned Runs	--	--	--
Walks	--	--	--
Strikeouts	--	--	--

CAREER HIGHS

Category	High	Opponent (Last)	Date
Innings	--	--	--
Longest Start	--	--	--
Shortest Start	--	--	--
Longest Relief	--	--	--
Hits	--	--	--
Runs	--	--	--
Earned Runs	--	--	--
Walks	--	--	--
Strikeouts	--	--	--



52 LOUIS STALLONE

SEASON HIGHS

Category	High	Opponent (Last)	Date
Innings	--	--	--
Longest Start	--	--	--
Shortest Start	--	--	--
Longest Relief	--	--	--
Hits	--	--	--
Runs	--	--	--
Earned Runs	--	--	--
Walks	--	--	--
Strikeouts	--	--	--

CAREER HIGHS

Category	High	Opponent (Last)	Date
Innings	--	--	--
Longest Start	--	--	--
Shortest Start	--	--	--
Longest Relief	--	--	--
Hits	--	--	--
Runs	--	--	--
Earned Runs	--	--	--
Walks	--	--	--
Strikeouts	--	--	--



55 GABRIEL STARKS

SEASON HIGHS

Category	High	Opponent (Last)	Date
Innings	1.0	4x (UA Pine Bluff)	4/13/21
Longest Start	--	--	--
Shortest Start	--	--	--
Longest Relief	1.0	4x (UA Pine Bluff)	4/13/21
Hits	1	3x (UA Pine Bluff)	4/13/21
Runs	3	UA Pine Bluff	4/13/21
Earned Runs	3	UA Pine Bluff	4/13/21
Walks	3	UA Pine Bluff	4/13/21
Strikeouts	2	2x (UA Pine Bluff)	4/13/21

CAREER HIGHS

Category	High	Opponent (Last)	Date
Innings	1.0	4x (UA Pine Bluff)	4/13/21
Longest Start	--	--	--
Shortest Start	--	--	--
Longest Relief	1.0	4x (UA Pine Bluff)	4/13/21
Hits	1	3x (UA Pine Bluff)	4/13/21
Runs	3	UA Pine Bluff	4/13/21
Earned Runs	3	UA Pine Bluff	4/13/21
Walks	3	UA Pine Bluff	4/13/21
Strikeouts	2	2x (UA Pine Bluff)	4/13/21




58 EVAN TAYLOR

SEASON HIGHS

Category	High	Opponent (Last)	Date
Innings	2.0	#22 Alabama	3/19/21
Longest Start	--	--	--
Shortest Start	--	--	--
Longest Relief	2.0	#22 Alabama	3/19/21
Hits	5	#22 Alabama	3/19/21
Runs	5	#22 Alabama	3/19/21
Earned Runs	5	#22 Alabama	3/19/21
Walks	1	#22 Alabama	3/19/21
Strikeouts	1	4x (UA Pine Bluff)	4/14/21

CAREER HIGHS

Category	High	Opponent (Last)	Date
Innings	2.0	2x (#22 Alabama)	3/19/21
Longest Start	--	--	--
Shortest Start	--	--	--
Longest Relief	2.0	2x (#22 Alabama)	3/19/21
Hits	5	#22 Alabama	3/19/21
Runs	5	#22 Alabama	3/19/21
Earned Runs	5	#22 Alabama	3/19/21
Walks	2	4x (SEMO)	2/26/21
Strikeouts	4	Western Illinois	3/13/19



48 HESTON TOLE

SEASON HIGHS

Category	High	Opponent (Last)	Date
Innings	2.0	vs. Georgia	5/26/21
Longest Start	--	--	--
Shortest Start	--	--	--
Longest Relief	2.0	vs. Georgia	5/26/21
Hits	4	NJIT	6/4/21
Runs	2	NJIT	6/4/21
Earned Runs	2	NJIT	6/4/21
Walks	1	(vs. #12 Ole Miss)	5/29/21
Strikeouts	4	vs. Georgia	5/26/21

CAREER HIGHS

Category	High	Opponent (Last)	Date
Innings	2.0	vs. Georgia	5/26/21
Longest Start	--	--	--
Shortest Start	--	--	--
Longest Relief	2.0	vs. Georgia	5/26/21
Hits	4	NJIT	6/4/21
Runs	2	NJIT	6/4/21
Earned Runs	2	NJIT	6/4/21
Walks	1	(vs. #12 Ole Miss)	5/29/21
Strikeouts	4	vs. Georgia	5/26/21



88 ZEBULON VERMILLION

SEASON HIGHS

Category	High	Opponent (Last)	Date
Innings	8.0	2x (#22 Alabama)	3/20/21
Longest Start	8.0	2x (#22 Alabama)	3/20/21
Shortest Start	2.2	Auburn	4/2/21
Longest Relief	2.1	Murray State	3/6/21
Hits	7	at #2 Mississippi State	3/27/21
Runs	4	3x (at #2 Mississippi State)	3/27/21
Earned Runs	4	at #2 Mississippi State	3/27/21
Walks	4	SEMO	2/26/21
Strikeouts	4	3x (at #3 Ole Miss)	4/10/21

CAREER HIGHS

Category	High	Opponent (Last)	Date
Innings	8.0	2x (#22 Alabama)	3/20/21
Longest Start	8.0	2x (#22 Alabama)	3/20/21
Shortest Start	2.2	Auburn	4/2/21
Longest Relief	3.0	3x (South Alabama)	3/8/20
Hits	7	at #2 Mississippi State	3/27/21
Runs	4	at #2 Mississippi State	3/27/21
Earned Runs	4	at #2 Mississippi State	3/27/21
Walks	4	SEMO	2/26/21
Strikeouts	6	South Alabama	3/8/20



20 ELIJAH TREST

SEASON HIGHS

Category	High	Opponent (Last)	Date
Innings	3.0	vs. #3 Texas Tech	2/20/21
Longest Start	--	--	--
Shortest Start	--	--	--
Longest Relief	3.0	vs. #3 Texas Tech	2/20/21
Hits	3	Central Arkansas	3/30/21
Runs	1	7x (Arkansas State)	5/11/21
Earned Runs	1	5x (Arkansas State)	5/11/21
Walks	2	Central Arkansas	3/30/21
Strikeouts	4	vs. #3 Texas Tech	2/20/21

CAREER HIGHS

Category	High	Opponent (Last)	Date
Innings	3.0	3x (vs. #3 Texas Tech)	2/20/21
Longest Start	--	--	--
Shortest Start	--	--	--
Longest Relief	3.0	3x (vs. #3 Texas Tech)	2/20/21
Hits	3	Central Arkansas	3/30/21
Runs	3	3x (#15 LSU)	5/10/19
Earned Runs	3	3x (#15 LSU)	5/10/19
Walks	3	Oral Roberts	4/9/19
Strikeouts	4	2x (vs. #3 Texas Tech)	2/20/21



33 PATRICK WICKLANDER

SEASON HIGHS

Category	High	Opponent (Last)	Date
Innings	7.0	at #11 South Carolina	4/23/21
Longest Start	7.0	at #11 South Carolina	4/23/21
Shortest Start	1.2	Oklahoma	3/16/21
Longest Relief	5.1	#22 Alabama	3/19/21
Hits	7	Auburn	4/1/21
Runs	5	at #4 Tennessee	5/14/21
Earned Runs	3	2x (at #3 Ole Miss)	4/10/21
Walks	4	#2 Mississippi State	3/26/21
Strikeouts	11	#9 Florida	5/20/21

CAREER HIGHS

Category	High	Opponent (Last)	Date
Innings	7.0	at #11 South Carolina	4/23/21
Longest Start	7.0	at #11 South Carolina	4/23/21
Shortest Start	1.0	vs. Texas	2/29/20
Longest Relief	5.1	#22 Alabama	3/19/21
Hits	7	Auburn	4/1/21
Runs	7	South Alabama	3/6/20
Earned Runs	7	South Alabama	3/6/20
Walks	5	South Alabama	3/6/20
Strikeouts	11	#9 Florida	5/20/21



22 JAXON WIGGINS

SEASON HIGHS

Category	High	Opponent (Last)	Date
Innings	3.2	vs. #4 Tennessee	5/30/21
Longest Start	3.2	vs. #4 Tennessee	5/30/21
Shortest Start	2.0	vs. #9 Florida	5/22/21
Longest Relief	2.0	2x (Texas A&M)	4/18/21
Hits	4	2x (vs. #4 Tennessee)	5/30/21
Runs	5	at #3 Ole Miss	4/11/21
Earned Runs	5	at #3 Ole Miss	4/11/21
Walks	2	vs. #4 Tennessee	5/30/21
Strikeouts	5	vs. #4 Tennessee	5/30/21

CAREER HIGHS

Category	High	Opponent (Last)	Date
Innings	3.2	vs. #4 Tennessee	5/30/21
Longest Start	3.2	vs. #4 Tennessee	5/30/21
Shortest Start	2.0	vs. #9 Florida	5/22/21
Longest Relief	2.0	2x (Texas A&M)	4/18/21
Hits	4	2x (vs. #4 Tennessee)	5/30/21
Runs	5	at #3 Ole Miss	4/11/21
Earned Runs	5	at #3 Ole Miss	4/11/21
Walks	2	vs. #4 Tennessee	5/30/21
Strikeouts	5	vs. #4 Tennessee	5/30/21



29 NATE WOHLGEMUTH

SEASON HIGHS

Category	High	Opponent (Last)	Date
Innings	1.0	UA Pine Bluff	4/14/21
Longest Start	--	--	--
Shortest Start	--	--	--
Longest Relief	1.0	UA Pine Bluff	4/14/21
Hits	1	2x (UA Pine Bluff)	4/14/21
Runs	1	SEMO	2/27/21
Earned Runs	1	SEMO	2/27/21
Walks	2	3x (UA Pine Bluff)	4/14/21
Strikeouts	1	UA Pine Bluff	4/14/21

CAREER HIGHS

Category	High	Opponent (Last)	Date
Innings	1.0	UA Pine Bluff	4/14/21
Longest Start	--	--	--
Shortest Start	--	--	--
Longest Relief	1.0	UA Pine Bluff	4/14/21
Hits	1	2x (UA Pine Bluff)	4/14/21
Runs	1	SEMO	2/27/21
Earned Runs	1	SEMO	2/27/21
Walks	2	3x (UA Pine Bluff)	4/14/21
Strikeouts	1	UA Pine Bluff	4/14/21



OVERALL STATISTICS

Record: 48-11 Home: 28-6 Away: 13-5 Neutral: 7-0 SEC: 22-8

Player	avg	gp-gs	ab	r	h	2b	3b	hr	rbi	tb	slg%	bb	hp	so	gdp	ob%	sf	sh	sb-att	po	a	e	fld%
Charlie Welch	.364	24-12	55	14	20	3	0	5	15	38	.691	10	1	12	1	.470	0	0	0-0	4	0	0	1.000
Brady Slavens	.294	53-52	204	46	60	11	3	13	60	116	.569	17	4	59	1	.351	6	1	2-2	347	22	2	.995
Cayden Wallace	.286	56-56	224	48	64	10	0	13	43	113	.504	28	6	55	5	.375	3	0	0-0	84	10	0	1.000
Christian Franklin	.285	58-58	207	53	59	15	2	13	54	117	.565	42	12	71	5	.428	3	0	10-13	119	4	0	1.000
Robert Moore	.281	57-57	217	52	61	9	3	13	47	115	.530	39	2	50	5	.383	8	0	6-7	81	129	6	.972
Matt Goodheart	.276	51-50	192	41	53	6	0	13	37	98	.510	37	5	47	4	.401	3	0	3-3	34	2	2	.947
Cullen Smith	.273	47-45	139	36	38	7	0	10	31	75	.540	34	4	28	1	.415	6	0	2-5	70	59	8	.942
Jalen Battles	.262	57-57	202	47	53	9	0	6	41	80	.396	31	4	54	1	.367	3	2	5-7	78	150	11	.954
Dylan Leach	.257	16-10	35	12	9	1	1	1	4	15	.429	11	3	9	0	.469	0	0	0-0	100	13	1	.991
Casey Opitz	.253	51-50	178	32	45	9	1	1	15	59	.331	29	2	31	4	.362	1	0	5-5	505	43	6	.989
Ethan Bates	.250	17-8	36	7	9	2	0	0	6	11	.306	5	0	5	0	.333	1	0	0-0	10	4	0	1.000
Zac White	.250	6-2	12	4	3	0	0	0	1	3	.250	1	3	4	0	.438	0	0	1-1	5	0	0	1.000
Zack Gregory	.240	41-31	100	20	24	5	1	3	19	40	.400	25	10	37	1	.431	2	3	2-2	52	0	0	1.000
Jacob Nesbit	.205	41-19	73	11	15	0	0	2	14	21	.288	12	2	26	0	.333	0	2	0-0	9	33	3	.933
Braydon Webb	.188	45-24	85	25	16	4	0	6	15	38	.447	20	8	40	0	.389	0	2	6-6	47	1	1	.980
Heston Tole	.000	1-0	0	1	0	0	0	0	0	0	.000	0	0	0	0	.000	0	0	0-0	1	0	0	1.000
Nate Wohlgemuth	.000	1-0	0	0	0	0	0	0	0	0	.000	0	1	0	0	1.000	0	0	0-0	0	0	0	.000
Totals	.270	59	1959	449	529	91	11	99	402	939	.479	341	67	528	28	.390	36	10	42-51	1569	513	45	.979
Opponents	.227	59	1942	244	440	57	6	47	233	650	.335	207	48	618	39	.314	13	12	30-48	1498	404	58	.970

LOB - Team (467), Opp (410). DPs turned - Team (46), Opp (35). CI - Team (1), Opitz 1, Opp (1). IBB - Team (8), Goodheart 5, Moore 2, Wallace 1, Opp (2). Picked off - Franklin 2, Smith 1, Battles 1, Wallace 1, Opitz 1.

(All games Sorted by Earned run avg)

Player	era	w-l	app	gs	cg	sho	sv	ip	h	r	er	bb	so	2b	3b	hr	b/avg	wp	hp	bks	sfa	sha
Matthew Magre	0.00	0-0	1	0	0	0/0	0	0.2	0	0	0	1	1	0	0	0	.000	0	0	0	0	0
Kevin Kopps	0.74	11-0	30	0	0	0/3	11	72.2	40	6	6	15	112	4	0	3	.159	3	0	0	0	2
Patrick Wicklander	2.17	6-1	16	12	0	0/3	0	70.2	58	21	17	22	79	11	1	5	.222	3	4	0	1	1
Heston Tole	2.70	1-0	9	0	0	0/1	0	10.0	8	3	3	1	16	0	0	0	.229	1	5	0	0	0
Miller Pleimann	3.00	0-0	2	1	0	0/0	0	3.0	1	2	1	3	5	0	0	0	.091	1	1	0	1	0
Elijah Trest	3.14	1-0	10	0	0	0/0	0	14.1	12	7	5	8	15	4	0	2	.240	2	3	1	2	0
Caden Monke	3.90	5-1	26	0	0	0/3	0	32.1	18	14	14	21	39	3	0	2	.162	5	1	1	0	1
Peyton Palette	4.02	1-2	15	11	0	0/1	1	56.0	51	27	25	20	67	5	0	3	.237	5	9	0	1	1
Ryan Costeu	4.03	8-2	25	0	0	0/1	0	29.0	17	13	13	15	39	1	1	5	.172	2	4	0	0	3
Lael Lockhart	4.50	3-3	15	13	0	0/1	0	56.0	49	30	28	16	66	3	0	5	.232	5	8	0	1	1
Caleb Bolden	4.50	2-0	17	10	0	0/1	1	44.0	38	26	22	24	44	8	1	5	.238	2	8	0	1	0
Zebulon Vermillion	4.69	3-0	15	6	0	0/0	1	40.1	41	21	21	15	28	5	0	2	.259	3	2	0	2	1
Jaxon Wiggins	4.71	3-1	16	3	0	0/0	4	21.0	19	11	11	12	26	3	1	3	.235	5	1	0	0	0
Zack Morris	4.80	0-0	16	0	0	0/1	0	15.0	15	11	8	6	19	3	0	2	.263	0	0	0	2	0
Evan Gray	5.06	0-0	6	0	0	0/1	0	5.1	6	3	3	2	4	0	0	0	.273	6	0	0	1	0
Kole Ramage	6.65	2-1	12	3	0	0/0	1	23.0	32	19	17	7	27	4	1	4	.327	1	2	0	1	1
Connor Noland	6.75	1-0	8	0	0	0/0	1	13.1	14	12	10	3	15	1	0	3	.269	0	0	0	0	1
Nate Wohlgemuth	6.75	0-0	3	0	0	0/1	0	1.1	2	1	1	6	1	0	0	0	.286	2	0	0	0	0
Evan Taylor	7.94	0-0	7	0	0	0/0	0	5.2	6	5	5	3	4	1	0	2	.273	2	0	0	0	0
Gabriel Starks	9.00	0-0	4	0	0	0/0	0	4.0	3	4	4	3	6	0	1	0	.200	0	0	0	0	0
Blake Adams	11.81	1-0	4	0	0	0/0	0	5.1	10	8	7	4	5	1	0	1	.435	0	0	0	0	0
Totals	3.80	48-11	59	59	0	5/5	20	523.0	440	244	221	207	618	57	6	47	.227	48	48	2	13	12
Opponents	7.44	11-48	59	59	1	1/0	7	499.1	529	449	413	341	528	91	11	99	.270	72	67	8	36	10

PB - Team (2), Leach 2, Opp (8). Pickoffs - Team (3), Opitz 2, Trest 1, Opp (6). SBA/ATT - Opitz (18-29), Leach (11-15), Lockhart (9-11), Bolden (5-10), Wicklander (3-6), Starks (3-3), Trest (2-3), Ramage (1-3), Costeu (0-3), Adams (1-2), Vermillion (2-2), Noland (2-2), Welch (1-1), Kopps (1-1), Morris (1-1), Palette (0-1).



Record: 22-8 Home: 11-4 Away: 11-4 SEC: 22-8

Player	avg	gp-gs	ab	r	h	2b	3b	hr	rbi	tb	slg%	bb	hp	so	gdp	ob%	sf	sh	sb-att	po	a	e	fld%
Charlie Welch	.462	10-1	13	2	6	2	0	0	3	8	.615	2	0	1	0	.533	0	0	0-0	0	0	0	.000
Dylan Leach	.400	5-2	5	2	2	0	0	0	1	2	.400	2	2	3	0	.667	0	0	0-0	22	2	0	1.000
Cayden Wallace	.331	30-30	127	22	42	5	0	5	20	62	.488	10	2	30	4	.388	0	0	0-0	53	0	0	1.000
Cullen Smith	.298	22-20	57	14	17	2	0	3	11	28	.491	14	1	9	0	.421	4	0	0-1	11	32	5	.896
Brady Slavens	.284	30-29	116	23	33	7	1	5	24	57	.491	11	1	33	1	.346	2	0	0-0	216	9	1	.996
Christian Franklin	.278	30-30	108	24	30	8	0	8	27	62	.574	17	8	38	3	.407	2	0	4-6	62	1	0	1.000
Casey Opitz	.255	29-29	98	17	25	4	0	1	11	32	.327	20	2	16	3	.388	1	0	1-1	288	23	3	.990
Matt Goodheart	.241	30-29	112	23	27	3	0	7	18	51	.455	22	2	31	3	.372	1	0	1-1	0	1	0	1.000
Jalen Battles	.232	30-30	112	18	26	3	0	1	18	32	.286	11	0	30	1	.296	2	2	2-2	41	78	2	.983
Robert Moore	.227	30-30	110	21	25	4	2	7	25	54	.491	21	0	31	2	.336	6	0	0-1	40	64	3	.972
Zack Gregory	.220	20-17	59	7	13	4	1	1	10	22	.373	11	4	19	1	.378	0	1	1-1	29	0	0	1.000
Braydon Webb	.220	25-12	50	17	11	3	0	4	8	26	.520	7	2	27	0	.339	0	2	2-2	28	1	1	.967
Ethan Bates	.200	3-1	5	1	1	0	0	0	0	1	.200	0	0	1	0	.200	0	0	0-0	4	0	0	1.000
Jacob Nesbit	.125	23-10	40	3	5	0	0	0	1	5	.125	5	0	14	0	.222	0	1	0-0	5	21	2	.929
Totals	.260	30	1012	194	263	45	4	42	177	442	.437	153	24	283	18	.365	18	6	11-15	804	254	19	.982
Opponents	.241	30	1015	138	245	33	2	32	132	378	.372	84	24	310	19	.313	5	8	10-15	786	221	30	.971

LOB - Team (233), Opp (194). DPs turned - Team (21), Opp (24). IBB - Team (5), Goodheart 3, Moore 2. Picked off - Franklin 2.

(SEC games only Sorted by Earned run avg)

Player	era	w-l	app	gs	cg	sho	sv	ip	h	r	er	bb	so	2b	3b	hr	b/avg	wp	hp	bk	sfa	sha
Elijah Trest	0.00	0-0	1	0	0	0/0	0	1.0	1	0	0	0	1	1	0	0	.333	0	0	0	0	0
Kevin Kopps	0.53	7-0	18	0	0	0/2	7	50.2	26	3	3	10	79	2	0	1	.150	0	0	0	0	2
Patrick Wicklander	1.70	5-1	10	9	0	0/3	0	53.0	39	14	10	13	63	7	0	5	.201	2	4	0	1	1
Caden Monke	3.05	3-1	14	0	0	0/2	0	20.2	10	7	7	8	27	2	0	2	.147	4	1	0	0	1
Heston Tole	3.38	0-0	3	0	0	0/1	0	2.2	2	1	1	0	4	0	0	0	.222	0	2	0	0	0
Peyton Palette	5.02	0-2	10	7	0	0/0	1	37.2	40	23	21	13	35	4	0	3	.270	5	5	0	1	1
Ryan Costeiu	5.40	3-2	10	0	0	0/0	0	13.1	7	8	8	4	19	1	0	4	.152	0	3	0	0	2
Caleb Bolden	5.71	0-0	7	3	0	0/0	0	17.1	16	11	11	7	14	3	0	3	.246	0	2	0	0	0
Zebulon Vermillion	5.96	2-0	9	3	0	0/0	0	22.2	30	15	15	6	20	4	0	2	.316	2	1	0	2	1
Lael Lockhart	6.08	0-1	7	7	0	0/0	0	23.2	25	17	16	9	24	2	0	3	.266	4	5	0	0	0
Zack Morris	6.43	0-0	7	0	0	0/0	0	7.0	9	5	5	4	11	2	0	1	.321	0	0	0	1	0
Jaxon Wiggins	8.44	2-1	8	1	0	0/0	2	10.2	14	10	10	7	8	2	1	3	.311	3	1	0	0	0
Kole Ramage	15.00	0-0	2	0	0	0/0	0	3.0	8	6	5	0	2	0	1	0	.500	0	0	0	0	0
Evan Taylor	19.29	0-0	2	0	0	0/0	0	2.1	5	5	5	1	1	1	0	2	.455	0	0	0	0	0
Connor Noland	37.80	0-0	2	0	0	0/0	0	1.2	8	7	7	0	2	1	0	2	.615	0	0	0	0	0
Blake Adams	67.50	0-0	1	0	0	0/0	0	0.2	5	6	5	2	0	1	0	1	.714	0	0	0	0	0
Totals	4.33	22-8	30	30	0	3/3	10	268.0	245	138	129	84	310	33	2	32	.241	20	24	0	5	8
Opponents	6.18	8-22	30	30	0	0/0	6	262.0	263	194	180	153	283	45	4	42	.260	29	24	3	18	6

PB - Team (1), Leach 1, Opp (3). Pickoffs - Team (1), Opitz 1, Opp (2). SBA/ATT - Opitz (9-12), Lockhart (2-3), Bolden (2-3), Wicklander (1-2), Leach (1-2), Vermillion (1-1), Trest (1-1), Morris (1-1), Noland (1-1), Kopps (1-1), Palette (0-1), Ramage (0-1).



||| GAMES SUMMARY

Score by innings	1	2	3	4	5	6	7	8	9	EX	Total
Arkansas	38	49	43	57	50	66	54	66	21	5	449
Opponents	34	21	34	16	43	28	31	26	11	0	244

Record when ...

Overall	48-11	After 6 leading	32-0
Conference	22-8 trailing	9-9
Non-Conference	26-3 tied	6-2
Home games	28-6	After 7 leading	35-1
Away games	13-5 trailing	7-10
Neutral site	7-0 tied	4-0
Day games	26-6	After 8 leading	40-1
Night games	22-5 trailing	3-10
vs Left starter	17-4 tied	3-0
vs Right starter	31-7		
1-Run games	9-4	Hit 0 home runs	8-4
2-Run games	5-2	... 1 home run	17-4
5+Run games	24-2	... 2+ home runs	23-3
Extra innings	4-0		
Shutouts	5-1	Opponent 0 home runs	24-2
	 1 home run	17-5
Scoring 0-2 runs	1-4 2+ HRs	7-4
..... 3-5 runs	10-4		
..... 6-9 runs	23-2	Made 0 errors	29-1
..... 10+ runs	14-1 1 error	12-5
	 2+ errors	7-5
Opponent 0-2 runs	22-2		
..... 3-5 runs	18-2	Opp. made 0 errors	16-5
..... 6-9 runs	6-4 1 error	18-2
..... 10+ runs	2-3 2+ errors	14-4
Scored in 1st inning	15-1	Out-hit opponent	33-0
Opp. scored in 1st	12-6	Out-hit by opponent	9-10
Scores first	29-2	Hits are tied	6-1
Opp. scores first	19-9		

Record when team scores:

Runs	0	1	2	3	4	5	6	7	8	9	10+
W-L	0-1	0-2	1-1	4-2	3-1	3-1	9-1	6-1	3-0	5-0	14-1

Record when opponent scores:

Runs	0	1	2	3	4	5	6	7	8	9	10+
W-L	5-0	11-0	6-2	7-0	6-0	5-2	2-1	1-1	2-2	1-0	2-3

Record when leading after:

Inn.	1	2	3	4	5	6	7	8
W-L	14-1	20-3	24-4	31-3	30-1	32-0	35-1	40-1

Record when trailing after:

Inn.	1	2	3	4	5	6	7	8
W-L	11-6	13-5	13-6	10-6	11-9	9-9	7-10	3-10

Record when tied after:

Inn.	1	2	3	4	5	6	7	8
W-L	23-4	15-3	11-1	7-2	6-1	6-2	4-0	3-0

Current losing streak: 1

Longest winning streak: 12

Longest losing streak: 3

Home attendance : 220307 (34 dates avg = 6479)

Away attendance : 174031 (25 dates avg = 6961)

Total attendance: 394338 (59 dates avg = 6683)

Multiple Hit Games	2	3	4	5+	Total
Brady Slavens	13	5	-	-	18
Christian Franklin	12	5	1	-	18
Robert Moore	12	4	1	-	17
Cayden Wallace	9	7	-	-	16
Matt Goodheart	9	2	2	-	13
Jalen Battles	8	4	-	-	12
Casey Opitz	8	2	-	-	10
Cullen Smith	9	-	-	-	9
Zack Gregory	4	-	-	-	4
Charlie Welch	4	-	-	-	4
Jacob Nesbit	3	-	-	-	3
Ethan Bates	2	-	-	-	2
Braydon Webb	1	-	-	-	1
Dylan Leach	1	-	-	-	1
TEAM	95	29	4	0	128

Multiple RBI Games	2	3	4	5+	Total
Brady Slavens	7	2	3	3	15
Robert Moore	8	2	2	1	13
Cayden Wallace	7	3	2	-	12
Christian Franklin	6	2	2	2	12
Jalen Battles	8	2	1	-	11
Matt Goodheart	7	2	-	1	10
Cullen Smith	5	3	-	-	8
Charlie Welch	4	-	1	-	5
Braydon Webb	2	2	-	-	4
Jacob Nesbit	2	1	-	1	4
Casey Opitz	4	-	-	-	4
Ethan Bates	2	-	-	-	2
Zack Gregory	-	2	-	-	2
Dylan Leach	1	-	-	-	1
TEAM	63	21	11	8	103

Hitting Streaks	Longest	Current
Cayden Wallace	11	1
Casey Opitz	11	-
Robert Moore	9	3
Matt Goodheart	8	3
Cullen Smith	7	-
Brady Slavens	7	-
Jalen Battles	6	-
Zack Gregory	5	1
Christian Franklin	5	-
Jacob Nesbit	4	1
Braydon Webb	4	2
Charlie Welch	4	-
Dylan Leach	3	2
Ethan Bates	2	-
Zac White	2	-

Reached Base Streaks	Longest	Current
Cayden Wallace	24	5
Christian Franklin	17	7
Matt Goodheart	17	3
Robert Moore	14	14
Casey Opitz	11	-
Zack Gregory	10	3
Cullen Smith	10	9
Jalen Battles	9	8
Braydon Webb	8	2
Brady Slavens	8	-
Charlie Welch	8	-
Dylan Leach	6	2
Zac White	4	-
Jacob Nesbit	4	2
Ethan Bates	2	-
Nate Wohlgemuth	1	1

**Starting Lineup By Position
(Team W-L record when starter)**

PITCHER:		
Lael Lockhart	13	(9-4)
Patrick Wicklander	12	(10-2)
Peyton Palette	11	(6-5)
Caleb Bolden	10	(10-0)
Zebulon Vermillion	6	(6-0)
Kole Ramage	3	(3-0)
Jaxon Wiggins	3	(3-0)
Miller Pleimann	1	(1-0)
CATCHER:		
Casey Opitz	49	(39-10)
Dylan Leach	10	(9-1)
FIRST BASE:		
Brady Slavens	46	(36-10)
Cullen Smith	9	(9-0)
Matt Goodheart	3	(3-0)
Casey Opitz	1	(0-1)
SECOND BASE:		
Robert Moore	56	(45-11)
Jacob Nesbit	2	(2-0)
Cullen Smith	1	(1-0)
THIRD BASE:		
Cullen Smith	35	(26-9)
Jacob Nesbit	16	(14-2)
Cayden Wallace	7	(7-0)
Ethan Bates	1	(1-0)
SHORTSTOP:		
Jalen Battles	57	(46-11)
Robert Moore	1	(1-0)
Jacob Nesbit	1	(1-0)
LEFT FIELD:		
Zack Gregory	30	(25-5)
Braydon Webb	22	(17-5)
Ethan Bates	3	(3-0)
Matt Goodheart	2	(2-0)
Cayden Wallace	1	(0-1)
Zac White	1	(1-0)
CENTER FIELD:		
Christian Franklin	58	(47-11)
Braydon Webb	1	(1-0)
RIGHT FIELD:		
Cayden Wallace	47	(37-10)
Ethan Bates	4	(4-0)
Matt Goodheart	3	(2-1)
Brady Slavens	3	(3-0)
Zac White	1	(1-0)
Zack Gregory	1	(1-0)
DESIGNATED HITTER:		
Matt Goodheart	42	(33-9)
Charlie Welch	12	(10-2)
Brady Slavens	3	(3-0)
Braydon Webb	1	(1-0)
Cayden Wallace	1	(1-0)

**Starting Lineup By Lineup Spot
(Team W-L record when starter)**

LEADOFF:		
Robert Moore	29	(25-4)
Zack Gregory	12	(10-2)
Matt Goodheart	9	(8-1)
Braydon Webb	9	(5-4)
2ND SPOT:		
Matt Goodheart	26	(20-6)
Christian Franklin	22	(19-3)
Cayden Wallace	10	(8-2)
Braydon Webb	1	(1-0)
3RD SPOT:		
Cayden Wallace	25	(18-7)
Matt Goodheart	13	(11-2)
Cullen Smith	9	(9-0)
Brady Slavens	7	(6-1)
Charlie Welch	4	(3-1)
Christian Franklin	1	(1-0)
CLEANUP:		
Brady Slavens	27	(20-7)
Cayden Wallace	17	(15-2)
Christian Franklin	9	(8-1)
Braydon Webb	4	(4-0)
Charlie Welch	2	(1-1)
5TH SPOT:		
Christian Franklin	26	(19-7)
Brady Slavens	18	(16-2)
Robert Moore	9	(8-1)
Cullen Smith	3	(3-0)
Ethan Bates	1	(1-0)
Zack Gregory	1	(1-0)
Dylan Leach	1	(0-1)
6TH SPOT:		
Casey Opitz	23	(18-5)
Robert Moore	14	(10-4)
Cullen Smith	8	(7-1)
Charlie Welch	5	(5-0)
Braydon Webb	2	(2-0)
Jalen Battles	2	(2-0)
Ethan Bates	2	(2-0)
Matt Goodheart	2	(1-1)
Dylan Leach	1	(1-0)
7TH SPOT:		
Casey Opitz	20	(16-4)
Cullen Smith	19	(13-6)
Zack Gregory	5	(5-0)
Cayden Wallace	4	(4-0)
Jalen Battles	3	(3-0)
Ethan Bates	2	(2-0)
Braydon Webb	2	(2-0)
Dylan Leach	1	(1-0)
Robert Moore	1	(0-1)
Charlie Welch	1	(1-0)
Jacob Nesbit	1	(1-0)
8TH SPOT:		
Jalen Battles	33	(25-8)
Jacob Nesbit	8	(8-0)
Casey Opitz	7	(5-2)
Cullen Smith	5	(4-1)
Ethan Bates	3	(3-0)
Zack Gregory	2	(2-0)
Robert Moore	1	(1-0)
9TH SPOT:		
Jalen Battles	19	(16-3)
Zack Gregory	11	(8-3)
Jacob Nesbit	10	(8-3)

STARTERS SUMMARY

Player	GS	Position											Batting Order								
		p	c	1b	2b	3b	ss	lf	cf	rf	of	dh	1st	2nd	3rd	4th	5th	6th	7th	8th	9th
Christian Franklin	58	58	22	1	9	26
Robert Moore	57	.	.	.	56	.	1	29	.	.	.	9	14	1	1	3
Jalen Battles	57	57	2	3	33	19
Cayden Wallace	56	7	.	1	.	47	.	1	.	10	25	17	.	.	4	.	.
Brady Slavens	52	.	.	46	3	.	3	.	.	7	27	18
Casey Opitz	50	.	49	1	23	20	7	.
Matt Goodheart	50	.	.	3	.	.	.	2	.	3	.	42	9	26	13	.	.	2	.	.	.
Cullen Smith	45	.	.	9	1	35	9	.	3	8	19	5	1
Zack Gregory	31	30	.	1	.	.	12	.	.	.	1	.	5	2	11
Braydon Webb	24	22	1	.	.	1	9	1	.	4	.	2	2	.	6
Jacob Nesbit	19	.	.	.	2	16	1	1	8	10
Lael Lockhart	13	13
Charlie Welch	12	12	.	.	4	2	.	5	1	.	.
Patrick Wicklander	12	12
Peyton Palette	11	11
Caleb Bolden	10	10
Dylan Leach	10	.	10	1	1	1	.	7
Ethan Bates	8	1	.	3	.	4	1	2	2	3	.
Zebulon Vermillio	6	6
Jaxon Wiggins	3	3
Kole Ramage	3	3
Zac White	2	1	.	1	2
Miller Pleimann	1	1

#27 Blake Adams - 4 appearances (All games)

Date	Opponent	GS	IP	H	R	ER	BB	SO	2B	3B	HR	WP	BK	HBP	IBB	Score	W-L	Sv	ERA	NP
Mar 06	MURRAY STATE		2.1	3	1	1	0	2	0	0	0	0	0	0	0	11-6	1-0	0	3.86	28
Mar 14	at Louisiana Tech		2.0	1	0	0	0	2	0	0	0	0	0	0	0	0-2	1-0	0	2.08	26
Mar 19	ALABAMA		0.2	5	6	5	2	0	1	0	1	0	0	0	0	1-16	1-0	0	10.80	37
Mar 24	MEMPHIS		0.1	1	1	1	2	1	0	0	0	0	0	0	0	9-4	1-0	0	11.81	20
Totals		0	5.1	10	8	7	4	5	1	0	1	0	0	0	0	21-28	1-0	0	11.81	

#26 Ethan Bates - 17 games (All games)

Date	Opponent	Pos	AB	R	H	RBI	2B	3B	HR	BB	SB	CS	HBP	SAC	SF	GDP	K	PO	A	E	Avg
Feb 27	SE MISSOURI	1st	1	0	0	0	0	0	0	0	0	0	0	0	0	0	0	0	0	0	.000
Feb 28	SE MISSOURI	*of	2	0	1	1	0	0	0	1	0	0	0	0	0	0	0	0	0	0	.333
Mar 16	OKLAHOMA	ph	1	0	0	0	0	0	0	0	0	0	0	0	0	0	1	0	0	0	.250
Mar 23	MEMPHIS	ph/2	0	1	0	0	0	0	0	0	0	0	0	0	0	0	0	0	0	0	.250
Mar 24	MEMPHIS	*of	5	0	2	2	0	0	0	0	0	0	0	0	0	0	0	0	0	0	.333
Mar 30	CENTRAL ARKAN	*3b	6	1	1	0	1	0	0	0	0	0	0	0	0	0	1	0	3	0	.267
Apr 07	LITTLE ROCK	ph	1	0	0	0	0	0	0	0	0	0	0	0	0	0	0	0	0	0	.250
Apr 13	UA PINE BLUFF	*of	3	0	1	1	0	0	0	2	0	0	0	0	0	0	0	2	0	0	.263
Apr 14	UA PINE BLUFF	*of	4	3	2	0	1	0	0	1	0	0	0	0	0	0	0	1	0	0	.304
Apr 22	at South Carolina	pr	0	0	0	0	0	0	0	0	0	0	0	0	0	0	0	0	0	0	.304
May 01	at Louisiana State-	of	1	0	0	0	0	0	0	0	0	0	0	0	0	0	0	1	0	0	.292
May 11	ARKANSAS STAT	of	1	0	0	0	0	0	0	0	0	0	0	0	0	0	0	0	0	0	.280
May 22	FLORIDA	*of	4	1	1	0	0	0	0	0	0	0	0	0	0	0	1	3	0	0	.276
May 27	vs Vanderbilt	*of	1	1	1	2	0	0	0	1	0	0	0	0	1	0	0	2	0	0	.300
May 29	vs Ole Miss	*of	4	0	0	0	0	0	0	0	0	0	0	0	0	0	1	1	1	0	.265
May 30	vs Tennessee	pr	0	0	0	0	0	0	0	0	0	0	0	0	0	0	0	0	0	0	.265
Jun 05	NEBRASKA	ph/d	2	0	0	0	0	0	0	0	0	0	0	0	0	0	1	0	0	0	.250
Totals		8gs	36	7	9	6	2	0	0	5	0	0	0	0	1	0	5	10	4	0	.250

On base pct. .333 • Slugging pct. .306

#4 Jalen Battles - 57 games (All games)

Date	Opponent	Pos	AB	R	H	RBI	2B	3B	HR	BB	SB	CS	HBP	SAC	SF	GDP	K	PO	A	E	Avg	
Feb 20	vs Texas Tech	*ss	5	2	3	3	1	0	0	0	0	0	0	0	0	0	2	3	3	1	.600	
Feb 21	vs Texas	*ss	4	0	1	0	0	0	0	0	0	0	0	0	0	0	0	1	2	0	.444	
Feb 22	vs TCU	*ss	4	1	1	0	0	0	0	0	0	0	0	0	0	0	3	0	2	0	.385	
Feb 25	SE MISSOURI ST	*ss	5	1	2	2	0	0	0	0	0	0	0	0	0	0	2	1	4	0	.389	
Feb 26	SE MISSOURI ST	*ss	4	0	0	0	0	0	0	0	0	0	0	0	0	0	1	1	5	0	.318	
Feb 27	SE MISSOURI ST	*ss	4	1	2	1	2	0	0	1	0	0	0	0	0	0	1	1	2	0	.346	
Feb 28	SE MISSOURI ST	*ss	3	0	2	2	1	0	0	0	1	0	0	0	0	0	0	0	2	0	.379	
Mar 05	MURRAY STATE	*ss	4	1	1	0	0	0	0	0	0	0	0	0	0	0	2	0	0	1	.364	
Mar 06	MURRAY STATE	*ss	3	1	0	1	0	0	0	1	1	0	0	0	0	0	0	3	3	0	.333	
Mar 07	MURRAY STATE	*ss	2	1	0	1	0	0	0	1	0	0	0	0	1	0	0	2	2	0	.316	
Mar 12	at Louisiana Tech	*ss	2	2	1	2	0	0	1	3	0	1	0	0	0	0	1	1	2	1	.325	
Mar 13	at Louisiana Tech	*ss	3	1	1	0	1	0	0	2	0	0	0	0	0	0	1	2	5	0	.326	
Mar 14	at Louisiana Tech	*ss	3	0	0	0	0	0	0	0	0	0	0	0	0	0	1	1	4	0	.304	
Mar 16	OKLAHOMA	*ss	3	0	0	0	0	0	0	0	0	0	0	0	0	0	2	1	2	1	.286	
Mar 19	ALABAMA	*ss	4	0	0	0	0	0	0	0	0	0	0	0	0	0	4	2	5	0	.264	
Mar 20	ALABAMA	*ss	3	0	1	2	0	0	0	0	0	0	0	0	1	0	2	0	4	0	.268	
Mar 21	ALABAMA	*ss	4	0	1	0	0	0	0	0	0	0	0	0	0	0	0	3	4	0	.267	
Mar 23	MEMPHIS	*ss	3	0	0	0	0	0	0	0	0	0	1	0	0	0	1	2	3	0	.254	
Mar 26	at Mississippi State	*ss	3	1	1	0	0	0	0	1	0	0	0	0	0	0	2	1	4	0	.258	
Mar 27	at Mississippi State	*ss	5	1	1	1	0	0	0	0	0	0	0	0	0	0	1	4	2	0	.254	
Mar 28	at Mississippi State	*ss	4	1	2	1	0	0	0	0	0	0	0	0	0	0	0	3	4	0	.267	
Mar 30	CENTRAL ARKAN	*ss	5	3	3	4	0	0	2	1	0	0	0	0	0	0	0	2	2	0	.287	
Apr 01	AUBURN	*ss	3	0	0	0	0	0	0	0	0	0	0	0	0	0	1	2	1	1	.277	
Apr 02	AUBURN	*ss	3	1	0	0	0	0	0	1	1	0	0	0	0	0	0	2	1	0	.267	
Apr 03	AUBURN	*ss	4	0	0	0	0	0	0	1	0	0	0	0	0	0	1	2	6	0	.256	
Apr 06	LITTLE ROCK	*ss	3	1	1	1	0	0	0	0	0	0	1	0	0	0	1	0	4	1	.258	
Apr 07	LITTLE ROCK	*ss	3	2	1	0	0	0	0	1	1	0	0	0	0	0	0	1	1	1	.260	
Apr 10	at Ole Miss-1	*ss	4	0	1	0	0	0	0	1	1	0	0	0	0	0	0	1	2	0	.260	
Apr 10	at Ole Miss-2	*ss	5	0	2	1	0	0	0	0	0	0	0	0	0	0	1	0	5	0	.267	
Apr 11	at Ole Miss	*ss	4	3	3	2	0	0	0	2	0	0	0	0	0	0	0	1	5	0	.284	
Apr 13	UA PINE BLUFF	*ss	5	0	0	0	0	0	0	0	0	0	0	0	0	0	2	0	3	0	.272	
Apr 17	TEXAS A&M-1	*ss	5	1	1	1	0	0	0	0	0	0	0	0	0	0	1	1	2	0	.269	
Apr 17	TEXAS A&M-2	*ss	3	0	1	0	0	0	0	1	0	0	0	0	0	0	2	0	3	0	.270	
Apr 18	TEXAS A&M	*ss	4	0	0	0	0	0	0	1	0	0	0	0	0	0	1	3	4	1	.262	
Apr 22	at South Carolina	*ss	3	0	0	0	0	0	0	1	0	0	0	0	0	0	0	0	3	0	.256	
Apr 23	at South Carolina-1	*ss	4	1	1	0	0	0	0	0	0	0	0	0	0	0	2	0	1	0	.256	
Apr 23	at South Carolina-2	*ss	3	1	1	1	0	0	0	1	0	0	0	0	0	0	1	2	0	0	.257	
Apr 30	at Louisiana State	*ss	4	1	1	0	0	0	0	0	0	0	0	0	0	0	1	0	1	0	.257	
May 01	at Louisiana State-	*ss	5	2	2	1	1	0	0	0	0	0	0	0	0	0	0	0	3	0	.262	
May 01	at Louisiana State-	*ss	4	0	1	2	0	0	0	0	0	0	0	0	0	0	1	0	0	0	.262	
May 07	GEORGIA	*ss	3	0	0	0	0	0	0	0	0	0	0	0	0	0	2	2	1	0	.257	
May 08	GEORGIA	*ss	4	1	1	0	0	0	0	0	0	0	0	0	0	0	2	2	1	0	.256	
May 09	GEORGIA	*ss	3	1	2	3	0	0	1	0	0	0	0	1	0	0	0	3	4	0	.264	
May 11	ARKANSAS STAT	*ss	3	0	0	0	0	0	0	1	0	0	0	0	0	0	1	4	1	1	.259	
May 14	at Tennessee	*ss	3	1	0	0	0	0	0	1	0	0	0	0	0	1	0	0	2	0	.255	
May 15	at Tennessee	*ss	4	1	1	1	1	0	0	0	0	0	0	0	0	0	1	3	1	0	.254	
May 16	at Tennessee	*ss	3	0	0	0	0	0	0	0	0	0	0	1	0	0	2	0	3	0	.250	
May 20	FLORIDA	*ss	4	0	1	0	1	0	0	0	0	0	0	0	0	0	0	2	1	0	.250	
May 21	FLORIDA	*ss	3	0	0	1	0	0	0	0	0	0	0	0	1	0	1	0	2	0	.246	
May 22	FLORIDA	*ss	4	1	1	1	0	0	0	0	0	0	0	0	0	0	1	2	3	0	.246	
May 26	vs Georgia	*ss	2	2	1	2	0	0	0	3	0	0	0	0	0	0	0	1	0	0	.249	
May 27	vs Vanderbilt	*ss	4	1	1	0	0	0	0	0	0	0	0	0	0	0	1	3	7	0	.249	
May 29	vs Ole Miss	*ss	3	0	2	1	1	0	0	1	0	1	0	0	0	0	0	2	4	0	.255	
May 30	vs Tennessee	*ss	4	2	3	2	0	0	1	0	0	0	0	0	0	0	1	2	2	0	.265	
Jun 04	NJIT	*ss	2	4	1	1	0	0	1	1	0	0	2	0	0	0	0	2	3	1	.268	
Jun 05	NEBRASKA	*ss	2	2	0	0	0	0	0	2	0	0	0	0	0	0	1	1	3	0	.265	
Jun 06	NEBRASKA	*ss	2	1	0	0	0	0	0	2	0	0	0	0	0	0	0	0	1	1	.262	
Totals			57gs	202	47	53	41	9	0	6	31	5	2	4	2	3	1	54	78	150	11	.262

On base pct. .367 • Slugging pct. .396



III INDIVIDUAL GAME-BY-GAME

#31 Caleb Bolden - 9 games (All games)

Date	Opponent	Pos	AB	R	H	RBI	2B	3B	HR	BB	SB	CS	HBP	SAC	SF	GDP	K	PO	A	E	Avg
Mar 14	at Louisiana Tech	p	0	0	0	0	0	0	0	0	0	0	0	0	0	0	0	1	0	0	.000
Apr 07	LITTLE ROCK	*p	0	0	0	0	0	0	0	0	0	0	0	0	0	0	0	0	2	0	.000
Apr 13	UA PINE BLUFF	*p	0	0	0	0	0	0	0	0	0	0	0	0	0	0	0	0	1	0	.000
Apr 18	TEXAS A&M	p	0	0	0	0	0	0	0	0	0	0	0	0	0	0	0	0	1	0	.000
Apr 22	at South Carolina	*p	0	0	0	0	0	0	0	0	0	0	0	0	0	0	0	0	1	0	.000
May 01	at Louisiana State-	p	0	0	0	0	0	0	0	0	0	0	0	0	0	0	0	0	1	0	.000
May 09	GEORGIA	*p	0	0	0	0	0	0	0	0	0	0	0	0	0	0	0	0	1	0	.000
May 21	FLORIDA	*p	0	0	0	0	0	0	0	0	0	0	0	0	0	0	0	1	0	0	.000
May 29	vs Ole Miss	*p	0	0	0	0	0	0	0	0	0	0	0	0	0	0	0	0	2	0	.000
Totals		6gs	0	0	0	0	0	0	0	0	0	0	0	0	0	0	0	2	9	0	.000

On base pct. .000 • Slugging pct. .000

#31 Caleb Bolden - 17 appearances (All games)

Date	Opponent	GS	IP	H	R	ER	BB	SO	2B	3B	HR	WP	BK	HBP	IBB	Score	W-L	Sv	ERA	NP
Feb 21	vs Texas		4.0	0	0	0	1	7	0	0	0	0	0	1	0	4-0	0-0	1	0.00	56
Feb 25	SE MISSOURIST	*	0.1	1	3	3	2	0	0	0	0	0	0	1	0	6-5	0-0	1	6.23	27
Mar 06	MURRAY STATE	*	1.2	4	4	1	1	3	3	0	1	1	0	0	0	11-6	0-0	1	6.00	44
Mar 14	at Louisiana Tech		1.0	0	0	0	0	0	0	0	0	0	0	0	0	0-2	0-0	1	5.14	11
Mar 23	MEMPHIS	*	4.2	1	1	1	3	3	0	1	0	1	0	1	0	14-1	0-0	1	3.86	58
Mar 27	at Mississippi State		1.0	1	1	1	0	0	0	0	1	0	0	0	0	11-5	0-0	1	4.26	15
Mar 30	CENTRAL ARKAN		0.2	0	4	4	2	0	0	0	0	0	0	2	0	21-8	0-0	1	6.75	24
Apr 07	LITTLE ROCK	*	4.0	4	0	0	2	4	0	0	0	0	0	0	0	10-3	1-0	1	5.19	62
Apr 13	UA PINE BLUFF	*	5.0	7	1	1	1	9	2	0	0	0	0	0	0	12-4	2-0	1	4.43	77
Apr 18	TEXAS A&M		1.0	2	1	1	0	0	0	0	0	0	0	0	0	10-11	2-0	1	4.63	13
Apr 22	at South Carolina	*	3.1	2	1	1	3	2	1	0	0	0	0	1	0	6-1	2-0	1	4.39	54
May 01	at Louisiana State-		2.1	1	1	1	2	1	1	0	0	0	0	0	0	17-10	2-0	1	4.34	46
May 09	GEORGIA	*	2.1	3	3	3	1	3	0	0	0	0	0	1	0	5-3	2-0	1	4.88	40
May 15	at Tennessee		3.1	3	1	1	0	1	0	0	1	0	0	0	0	7-8	2-0	1	4.67	47
May 21	FLORIDA	*	4.0	4	3	3	1	7	1	0	1	0	0	0	0	4-3	2-0	1	4.89	67
May 29	vs Ole Miss	*	4.0	3	0	0	3	3	0	0	0	0	0	0	0	3-2	2-0	1	4.43	77
Jun 04	NJIT	*	1.1	2	2	1	2	1	0	0	1	0	0	1	0	13-8	2-0	1	4.50	34
Totals		10	44.0	38	26	22	24	44	8	1	5	2	0	8	0	154-80	2-0	1	4.50	-

#35 Ryan Costeiu - 3 games (All games)

Date	Opponent	Pos	AB	R	H	RBI	2B	3B	HR	BB	SB	CS	HBP	SAC	SF	GDP	K	PO	A	E	Avg
Mar 28	at Mississippi State	p	0	0	0	0	0	0	0	0	0	0	0	0	0	0	0	0	1	0	.000
May 27	vs Vanderbilt	p	0	0	0	0	0	0	0	0	0	0	0	0	0	0	0	1	0	0	.000
May 30	vs Tennessee	p	0	0	0	0	0	0	0	0	0	0	0	0	0	0	0	1	0	0	.000
Totals		0gs	0	0	0	0	0	0	0	0	0	0	0	0	0	0	0	2	1	0	.000

On base pct. .000 • Slugging pct. .000

#35 Ryan Costeu - 25 appearances (All games)

Date	Opponent	GS	IP	H	R	ER	BB	SO	2B	3B	HR	WP	BK	HBP	IBB	Score	W-L	Sv	ERA	NP
Feb 20	vs Texas Tech		1.0	0	2	2	2	0	0	0	0	1	0	0	0	13-9	0-0	0	18.00	21
Feb 22	vs TCU		1.0	0	0	0	0	2	0	0	0	0	0	0	0	4-1	1-0	0	9.00	17
Feb 25	SE MISSOURI ST		0.2	0	0	0	0	1	0	0	0	0	0	0	0	6-5	1-0	0	6.75	6
Mar 05	MURRAY STATE		0.1	0	0	0	2	1	0	0	0	0	0	0	0	7-6	1-0	0	6.00	14
Mar 07	MURRAY STATE		1.0	0	0	0	1	0	0	0	0	0	0	0	0	6-0	1-0	0	4.50	12
Mar 12	at Louisiana Tech		0.1	2	2	2	0	1	0	1	0	0	0	0	0	9-7	1-0	0	8.31	6
Mar 16	OKLAHOMA		1.2	2	0	0	1	2	0	0	0	0	0	0	0	5-8	1-0	0	6.00	36
Mar 23	MEMPHIS		1.1	1	0	0	0	3	0	0	0	0	0	0	0	14-1	2-0	0	4.91	18
Mar 28	at Mississippi State		1.2	2	2	2	0	3	0	0	2	0	0	0	0	6-4	3-0	0	6.00	26
Apr 03	AUBURN		2.0	0	0	0	0	1	0	0	0	0	0	0	0	6-5	3-0	0	4.91	21
Apr 06	LITTLE ROCK		1.1	1	0	0	0	1	0	0	0	0	0	0	0	7-2	4-0	0	4.38	11
Apr 10	at Ole Miss-1		0.1	0	0	0	0	1	0	0	0	0	0	1	0	7-3	5-0	0	4.26	4
Apr 11	at Ole Miss		0.2	1	1	1	1	0	0	0	1	0	0	0	0	18-14	5-0	0	4.72	19
Apr 14	UA PINE BLUFF		0.2	0	0	0	0	1	0	0	0	0	0	0	0	26-1	5-0	0	4.50	7
Apr 18	TEXAS A&M		1.0	1	2	2	0	0	0	0	0	0	0	1	0	10-11	5-1	0	5.40	26
Apr 22	at South Carolina		1.2	0	0	0	1	2	0	0	0	0	0	1	0	6-1	5-1	0	4.86	25
May 01	at Louisiana State-		2.0	2	1	1	1	3	1	0	0	0	0	0	0	17-10	6-1	0	4.82	32
May 08	GEORGIA		1.2	0	1	1	1	3	0	0	0	0	0	0	0	3-7	6-2	0	4.87	24
May 11	ARKANSAS STAT		0.1	0	0	0	2	0	0	0	0	0	0	0	0	8-4	6-2	0	4.79	25
May 15	at Tennessee		1.1	1	1	1	0	4	0	0	1	0	0	0	0	7-8	6-2	0	4.91	20
May 22	FLORIDA		1.0	0	0	0	0	2	0	0	0	0	0	0	0	9-3	6-2	0	4.70	19
May 27	vs Vanderbilt		1.1	1	1	1	1	2	0	0	1	0	0	0	0	6-4	7-2	0	4.81	27
May 30	vs Tennessee		1.1	1	0	0	0	0	0	0	0	0	0	0	0	7-2	8-2	0	4.56	18
Jun 04	NJIT		1.2	1	0	0	1	3	0	0	0	0	0	1	0	13-8	8-2	0	4.28	38
Jun 06	NEBRASKA		1.2	1	0	0	1	3	0	0	0	1	0	0	0	3-5	8-2	0	4.03	32
Totals		0	29.0	17	13	13	15	39	1	1	5	2	0	4	0	223-12	8-2	0	4.03	-



III INDIVIDUAL GAME-BY-GAME

#25 Christian Franklin - 58 games (All games)

Date	Opponent	Pos	AB	R	H	RBI	2B	3B	HR	BB	SB	CS	HBP	SAC	SF	GDP	K	PO	A	E	Avg
Feb 20	vs Texas Tech	*of	5	0	0	0	0	0	0	1	0	0	0	0	0	0	4	5	0	0	.000
Feb 21	vs Texas	*of	3	1	1	0	0	0	0	1	0	0	0	0	0	0	0	3	0	0	.125
Feb 22	vs TCU	*of	4	1	1	1	0	1	0	0	0	0	0	0	0	0	1	1	0	0	.167
Feb 25	SE MISSOURI ST	*of	4	1	1	2	0	0	1	1	0	0	0	0	0	0	1	2	0	0	.188
Feb 26	SE MISSOURI ST	*of	4	1	1	1	0	0	1	0	0	0	0	0	0	0	1	0	0	0	.200
Feb 27	SE MISSOURI ST	*of	5	2	4	3	0	0	1	0	2	0	0	0	0	0	1	2	0	0	.320
Feb 28	SE MISSOURI ST	*of	4	1	0	0	0	0	0	0	0	0	0	0	0	0	1	1	0	0	.276
Mar 05	MURRAY STATE	*of	3	1	1	0	0	0	0	2	0	0	0	0	0	0	2	2	0	0	.281
Mar 06	MURRAY STATE	*of	4	1	3	4	1	0	0	1	0	1	0	0	0	0	1	1	0	0	.333
Mar 07	MURRAY STATE	*of	3	1	0	0	0	0	0	1	0	0	1	0	0	0	2	2	0	0	.308
Mar 12	at Louisiana Tech	*of	5	1	0	0	0	0	0	0	0	0	1	0	0	0	1	2	0	0	.273
Mar 13	at Louisiana Tech	*of	4	1	2	0	0	0	0	1	2	0	0	0	0	0	0	6	0	0	.292
Mar 14	at Louisiana Tech	*of	3	0	0	0	0	0	0	0	0	0	1	0	0	0	1	2	0	0	.275
Mar 16	OKLAHOMA	*of	4	1	0	0	0	0	0	0	0	0	0	0	0	0	2	1	0	0	.255
Mar 19	ALABAMA	*of	3	1	3	1	0	0	1	1	0	0	0	0	0	0	0	2	0	0	.293
Mar 20	ALABAMA	*of	4	1	1	0	1	0	0	1	0	0	0	0	0	0	3	3	0	0	.290
Mar 21	ALABAMA	*of	2	1	0	0	0	0	0	1	0	0	1	0	0	0	1	0	0	0	.281
Mar 23	MEMPHIS	*of	5	2	2	2	1	0	0	1	0	0	0	0	0	0	1	1	0	0	.290
Mar 26	at Mississippi State	*of	5	2	2	2	0	0	2	0	0	0	0	0	0	0	2	5	0	0	.297
Mar 27	at Mississippi State	*of	4	2	2	3	1	0	1	0	0	0	1	0	0	0	1	1	0	0	.308
Mar 28	at Mississippi State	*of	4	0	0	0	0	0	0	0	0	0	0	0	0	0	1	3	0	0	.293
Mar 30	CENTRAL ARKAN	*of	3	3	2	1	1	0	0	1	0	0	0	0	0	1	0	2	0	0	.306
Apr 01	AUBURN	*of	3	0	0	0	0	0	0	0	0	0	0	0	0	1	0	0	0	0	.295
Apr 02	AUBURN	*of	4	1	2	0	1	0	0	0	0	0	0	0	0	0	1	1	0	0	.304
Apr 03	AUBURN	*of	4	1	1	1	0	0	0	1	0	0	1	0	0	2	0	3	0	0	.302
Apr 06	LITTLE ROCK	*of	4	1	2	1	2	0	0	0	0	0	0	0	0	0	2	3	0	0	.310
Apr 07	LITTLE ROCK	*of	3	1	0	0	0	0	0	2	0	0	0	0	0	0	1	3	1	0	.301
Apr 10	at Ole Miss-1	*of	3	1	1	2	0	0	0	2	0	0	0	0	0	0	0	1	0	0	.302
Apr 10	at Ole Miss-2	*of	5	1	1	1	0	0	1	0	0	1	0	0	0	0	3	4	0	0	.297
Apr 11	at Ole Miss	*of	4	2	1	1	0	0	0	2	1	0	0	0	0	0	2	3	0	0	.296
Apr 13	UA PINE BLUFF	*of	4	3	3	6	1	0	1	1	1	0	0	0	0	0	0	1	0	0	.311
Apr 14	UA PINE BLUFF	*of	1	2	1	1	0	0	0	1	0	0	1	0	0	0	0	0	1	0	.317
Apr 17	TEXAS A&M-1	*of	4	0	0	1	0	0	0	0	0	0	0	0	1	0	1	0	0	0	.306
Apr 17	TEXAS A&M-2	*of	2	0	0	0	0	0	0	1	2	0	1	0	0	0	2	1	0	0	.302
Apr 18	TEXAS A&M	*of	4	0	0	0	0	0	0	0	0	0	1	0	0	0	3	7	0	0	.292
Apr 22	at South Carolina	*of	5	1	2	1	0	0	0	0	0	0	0	0	0	0	2	0	0	0	.296
Apr 23	at South Carolina-1	*of	3	0	0	0	0	0	0	1	0	0	0	0	0	0	0	1	0	0	.290
Apr 23	at South Carolina-2	*of	3	0	0	0	0	0	0	1	0	1	1	0	0	0	0	2	0	0	.284
Apr 30	at Louisiana State	*of	4	1	2	5	0	0	1	0	0	0	0	0	0	0	1	2	1	0	.290
May 01	at Louisiana State-	*of	4	3	3	4	2	0	0	2	0	0	0	0	0	0	0	0	0	0	.302
May 01	at Louisiana State-	*of	3	1	1	1	0	0	0	0	0	0	0	0	1	0	0	2	0	0	.303
May 07	GEORGIA	*of	3	0	0	0	0	0	0	1	0	0	0	0	0	0	2	3	0	0	.297
May 08	GEORGIA	*of	3	0	2	0	1	0	0	1	0	0	0	0	0	0	1	2	0	0	.304
May 09	GEORGIA	*of	4	0	2	1	1	0	0	0	0	0	0	0	0	0	2	0	0	0	.309
May 11	ARKANSAS STAT	*of	5	0	1	1	1	0	0	0	0	0	0	0	0	0	1	3	0	0	.305
May 14	at Tennessee	*of	4	1	1	0	0	0	0	0	0	0	0	0	0	0	2	5	0	0	.304
May 15	at Tennessee	*of	4	2	2	2	1	0	1	0	0	0	1	0	0	0	2	4	0	0	.309
May 16	at Tennessee	*of	3	0	0	0	0	0	0	1	1	0	0	0	0	0	1	2	0	0	.303
May 20	FLORIDA	*of	2	1	0	0	0	0	0	1	0	0	1	0	0	0	1	2	0	0	.300
May 21	FLORIDA	*of	4	1	1	1	0	0	1	0	0	0	0	0	0	0	1	1	0	0	.299
May 22	FLORIDA	*of	4	0	0	0	0	0	0	0	0	0	0	0	0	0	3	2	0	0	.293
May 26	vs Georgia	*of	1	1	0	2	0	0	0	3	0	0	0	0	1	0	1	2	0	0	.291
May 27	vs Vanderbilt	*of	2	1	0	0	0	0	0	2	1	0	0	0	0	1	0	0	0	0	.288
May 29	vs Ole Miss	*of	2	0	1	0	0	1	0	2	0	0	0	0	0	0	1	2	0	0	.290
May 30	vs Tennessee	*of	3	0	0	0	0	0	0	1	0	0	0	0	0	0	2	3	0	0	.286
Jun 04	NJIT	*of	5	2	3	1	0	0	1	0	0	0	0	0	0	0	1	4	0	0	.294
Jun 05	NEBRASKA	*of	3	0	0	1	0	0	0	2	0	0	0	0	0	0	3	1	0	0	.289
Jun 06	NEBRASKA	*of	3	0	0	0	0	0	0	1	0	0	0	0	0	0	2	2	1	0	.285
Totals		58gs	207	53	59	54	15	2	13	42	10	3	12	0	3	5	71	119	4	0	.285

On base pct. .428 • Slugging pct. .565

#10 Matt Goodheart - 51 games (All games)

Date	Opponent	Pos	AB	R	H	RBI	2B	3B	HR	BB	SB	CS	HBP	SAC	SF	GDP	K	PO	A	E	Avg
Feb 27	SE MISSOURI ST	*dh	3	1	1	1	0	0	0	2	1	0	0	0	0	0	1	0	0	0	.333
Feb 28	SE MISSOURI ST	*dh	3	1	2	2	0	0	1	0	0	0	0	0	0	0	0	0	0	0	.500
Mar 05	MURRAY STATE	*dh	5	1	1	0	0	0	0	0	0	0	0	0	0	0	0	0	0	0	.364
Mar 06	MURRAY STATE	*dh	5	0	1	0	0	0	0	0	0	0	0	0	0	0	1	0	0	0	.312
Mar 07	MURRAY STATE	*dh	3	1	1	0	0	0	0	1	0	0	0	0	0	0	1	0	0	0	.316
Mar 12	at Louisiana Tech	*dh	4	1	1	2	0	0	1	0	0	0	0	0	0	0	1	0	0	0	.304
Mar 13	at Louisiana Tech	*dh	3	1	0	0	0	0	0	1	0	0	1	0	0	0	1	0	0	0	.269
Mar 14	at Louisiana Tech	*dh	3	0	1	0	1	0	0	1	0	0	0	0	0	0	0	0	0	0	.276
Mar 16	OKLAHOMA	*dh	3	1	0	0	0	0	0	0	0	0	1	0	0	0	1	0	0	0	.250
Mar 19	ALABAMA	*dh	4	0	1	0	0	0	0	0	0	0	0	0	0	1	1	0	0	0	.250
Mar 20	ALABAMA	*dh	4	0	1	1	0	0	0	0	0	0	0	0	0	0	2	0	0	0	.250
Mar 21	ALABAMA	*dh	3	0	0	0	0	0	0	1	0	0	0	0	0	1	0	0	0	0	.233
Mar 24	MEMPHIS	*1b	5	1	4	2	0	0	1	0	0	0	0	0	0	0	0	12	0	0	.292
Mar 26	at Mississippi State	*dh	5	1	2	2	0	0	1	0	0	0	0	0	0	0	1	0	0	0	.302
Mar 27	at Mississippi State	*dh	5	1	1	2	0	0	1	0	0	0	0	0	0	0	1	0	0	0	.293
Mar 28	at Mississippi State	*dh	4	1	1	1	0	0	1	1	0	0	0	0	0	0	3	0	0	0	.290
Mar 30	CENTRAL ARKAN	*1b	5	2	3	1	0	0	0	1	1	0	0	0	0	0	1	10	1	0	.313
Apr 01	AUBURN	*dh	4	0	0	0	0	0	0	0	0	0	0	0	0	1	0	0	0	0	.296
Apr 02	AUBURN	*dh	2	0	0	0	0	0	0	2	0	0	0	0	0	0	1	0	0	0	.288
Apr 03	AUBURN	*dh	3	1	1	1	0	0	0	2	0	0	0	0	0	0	0	0	0	0	.289
Apr 06	LITTLE ROCK	*dh	4	0	0	0	0	0	0	1	0	0	0	0	0	1	2	0	0	0	.275
Apr 10	at Ole Miss-1	*dh	4	3	3	0	0	0	0	1	0	0	0	0	0	0	0	0	0	0	.298
Apr 10	at Ole Miss-2	ph/of	2	1	1	0	0	0	0	0	0	0	0	0	0	0	1	0	1	0	.302
Apr 11	at Ole Miss	*dh	5	2	1	2	0	0	0	1	0	0	1	0	0	0	4	0	0	0	.297
Apr 14	UA PINE BLUFF	*1b	4	4	4	5	1	0	2	2	0	0	0	0	0	0	0	3	0	2	.326
Apr 17	TEXAS A&M-1	*dh	4	3	2	1	0	0	1	1	0	0	0	0	0	0	0	0	0	0	.333
Apr 17	TEXAS A&M-2	*dh	4	1	2	1	0	0	1	1	0	0	0	0	0	0	2	0	0	0	.340
Apr 18	TEXAS A&M	*dh	5	2	2	3	0	0	1	1	0	0	0	0	0	0	2	0	0	0	.343
Apr 22	at South Carolina	*dh	4	0	1	0	1	0	0	1	0	0	0	0	0	0	0	0	0	0	.339
Apr 23	at South Carolina-1	*dh	4	0	0	0	0	0	0	1	0	0	0	0	0	0	2	0	0	0	.328
Apr 23	at South Carolina-2	*dh	4	0	1	0	0	0	0	1	1	0	0	0	0	0	1	0	0	0	.325
Apr 30	at Louisiana State	*dh	3	2	1	0	0	0	0	1	0	0	0	0	0	0	1	0	0	0	.325
May 01	at Louisiana State-	*dh	5	2	2	2	0	0	0	0	0	0	0	0	1	0	2	0	0	0	.328
May 01	at Louisiana State-	*dh	3	0	0	0	0	0	0	1	0	0	0	0	0	0	1	0	0	0	.321
May 07	GEORGIA	*dh	4	0	0	0	0	0	0	0	0	0	0	0	0	0	2	0	0	0	.311
May 08	GEORGIA	*dh	4	0	1	1	1	0	0	1	0	0	0	0	0	0	0	0	0	0	.309
May 09	GEORGIA	*dh	3	2	2	1	1	0	1	1	0	0	0	0	0	0	0	0	0	0	.317
May 11	ARKANSAS STAT	*dh	3	1	0	0	0	0	0	2	0	0	0	0	0	0	0	0	0	0	.310
May 14	at Tennessee	*dh	4	0	0	0	0	0	0	1	0	0	0	0	0	0	1	0	0	0	.302
May 15	at Tennessee	*dh	3	0	0	0	0	0	0	0	0	0	1	0	0	0	1	0	0	0	.296
May 16	at Tennessee	*dh	3	0	0	0	0	0	0	1	0	0	0	0	0	0	1	0	0	0	.290
May 20	FLORIDA	*dh	3	1	0	0	0	0	0	2	0	0	0	0	0	0	0	0	0	0	.285
May 21	FLORIDA	*dh	4	0	1	0	0	0	0	0	0	0	0	0	0	0	1	0	0	0	.284
May 22	FLORIDA	*dh	3	0	0	0	0	0	0	0	0	0	0	0	0	0	0	0	0	0	.279
May 26	vs Georgia	*dh	6	0	0	0	0	0	0	0	0	0	0	0	0	0	4	0	0	0	.269
May 27	vs Vanderbilt	*dh	4	1	1	3	1	0	0	0	0	0	1	0	0	0	1	0	0	0	.269
May 29	vs Ole Miss	*of	3	0	1	0	0	0	0	2	0	0	0	0	0	0	0	1	3	0	.270
May 30	vs Tennessee	*of	3	0	0	1	0	0	0	0	0	0	0	0	1	0	0	2	0	0	.265
Jun 04	NJIT	*of	3	0	1	1	0	0	0	0	0	0	0	0	1	0	0	1	0	0	.266
Jun 05	NEBRASKA	*of	4	1	2	1	0	0	1	1	0	0	0	0	0	0	0	2	0	0	.271
Jun 06	NEBRASKA	*of	4	1	2	0	0	0	0	0	0	0	0	0	0	0	1	1	0	0	.276
Totals		50gs	192	41	53	37	6	0	13	37	3	0	5	0	3	4	47	34	2	2	.276

On base pct. .401 • Slugging pct. .510

#58 Evan Gray - 2 games (All games)

Date	Opponent	Pos	AB	R	H	RBI	2B	3B	HR	BB	SB	CS	HBP	SAC	SF	GDP	K	PO	A	E	Avg
Feb 25	SE MISSOURI ST	p	0	0	0	0	0	0	0	0	0	0	0	0	0	0	0	1	0	0	.000
Mar 30	CENTRAL ARKAN	p	0	0	0	0	0	0	0	0	0	0	0	0	0	0	0	0	0	1	.000
Totals		0gs	0	0	0	0	0	0	0	0	0	0	0	0	0	0	0	1	0	1	.000

On base pct. .000 • Slugging pct. .000



III INDIVIDUAL GAME-BY-GAME

#58 Evan Gray - 6 appearances (All games)

Date	Opponent	GS	IP	H	R	ER	BB	SO	2B	3B	HR	WP	BK	HBP	IBB	Score	W-L	Sv	ERA	NP
Feb 25	SE MISSOURI ST		1.0	1	0	0	0	1	0	0	0	0	0	0	0	6-5	0-0	0	0.00	11
Mar 07	MURRAY STATE		1.0	0	0	0	0	1	2	0	0	0	2	0	0	6-0	0-0	0	0.00	17
Mar 16	OKLAHOMA		0.1	2	1	1	0	1	0	0	0	3	0	0	0	5-8	0-0	0	3.86	19
Mar 24	MEMPHIS		1.0	0	0	0	0	0	0	0	0	0	0	0	0	9-4	0-0	0	2.70	7
Mar 30	CENTRAL ARKAN		1.0	1	0	0	0	0	0	0	0	0	0	0	0	21-8	0-0	0	2.08	12
Apr 07	LITTLE ROCK		1.0	2	2	2	1	0	0	0	0	1	0	0	0	10-3	0-0	0	5.06	26
Totals		0	5.1	6	3	3	2	4	0	0	0	6	0	0	0	57-28	0-0	0	5.06	-

#3 Zack Gregory - 41 games (All games)

Date	Opponent	Pos	AB	R	H	RBI	2B	3B	HR	BB	SB	CS	HBP	SAC	SF	GDP	K	PO	A	E	Avg
Feb 20	vs Texas Tech	ph/of	2	0	1	0	0	0	0	0	0	0	0	0	0	0	1	0	0	0	.500
Feb 22	vs TCU	ph/of	1	0	0	0	0	0	0	0	0	0	0	1	0	0	0	0	0	0	.333
Feb 25	SE MISSOURI ST	*of	3	1	1	0	0	0	0	0	0	0	2	0	0	0	2	2	0	0	.333
Feb 26	SE MISSOURI ST	pr	0	0	0	0	0	0	0	0	0	0	0	0	0	0	0	0	0	0	.333
Feb 27	SE MISSOURI ST	*of	2	0	0	0	0	0	0	1	0	0	0	0	0	0	2	0	0	0	.250
Mar 05	MURRAY STATE	ph/of	0	1	0	0	0	0	0	1	0	0	0	0	0	0	0	0	0	0	.250
Mar 06	MURRAY STATE	*of	1	2	1	1	0	0	1	1	0	0	1	0	0	0	0	1	0	0	.333
Mar 07	MURRAY STATE	*of	1	1	0	0	0	0	0	3	0	0	0	0	0	0	1	3	0	0	.300
Mar 12	at Louisiana Tech	ph/of	2	0	1	1	0	0	0	0	0	0	1	0	0	0	1	0	0	0	.333
Mar 13	at Louisiana Tech	*of	2	0	0	1	0	0	0	0	0	0	0	0	1	0	1	2	0	0	.286
Mar 14	at Louisiana Tech	pr	0	0	0	0	0	0	0	0	0	0	0	0	0	0	0	0	0	0	.286
Mar 16	OKLAHOMA	*of	4	0	1	0	0	0	0	0	0	0	0	0	0	0	2	4	0	0	.278
Mar 19	ALABAMA	*of	4	0	0	0	0	0	0	0	0	0	0	0	0	1	1	6	0	0	.227
Mar 23	MEMPHIS	pr	1	1	1	1	1	0	0	0	0	0	0	0	0	0	0	0	0	0	.261
Mar 24	MEMPHIS	*of	3	1	2	3	0	0	1	0	0	0	1	0	1	0	0	3	0	0	.308
Mar 30	CENTRAL ARKAN	*of	5	2	1	1	0	0	0	1	0	0	0	0	0	0	1	1	0	0	.290
Apr 01	AUBURN	ph	0	0	0	0	0	0	0	1	0	0	0	0	0	0	0	0	0	0	.290
Apr 02	AUBURN	ph/of	1	1	1	1	0	1	0	0	0	0	1	0	0	0	0	1	0	0	.312
Apr 03	AUBURN	*of	3	1	1	1	1	0	0	1	0	0	1	0	0	0	0	1	0	0	.314
Apr 06	LITTLE ROCK	*of	2	1	0	0	0	0	0	1	0	0	0	1	0	0	0	1	0	0	.297
Apr 07	LITTLE ROCK	*of	2	0	0	0	0	0	0	2	1	0	0	0	0	0	2	2	0	0	.282
Apr 10	at Ole Miss-1	*of	2	0	1	1	0	0	0	1	0	0	0	0	0	0	0	1	0	0	.293
Apr 17	TEXAS A&M-1	*of	3	0	2	0	0	0	0	0	0	0	0	0	0	0	0	1	0	0	.318
Apr 17	TEXAS A&M-2	*of	3	0	0	0	0	0	0	0	0	0	0	0	0	0	2	0	0	0	.298
Apr 18	TEXAS A&M	*of	3	2	2	3	1	0	1	1	0	0	0	1	0	0	1	1	0	0	.320
Apr 22	at South Carolina	*of	4	0	1	1	0	0	0	0	0	0	1	0	0	0	2	3	0	0	.315
Apr 23	at South Carolina-1	*of	3	0	0	0	0	0	0	1	0	0	1	0	0	0	1	4	0	0	.298
Apr 23	at South Carolina-2	*of	4	1	0	1	0	0	0	1	0	0	0	0	0	0	1	1	0	0	.279
Apr 30	at Louisiana State	*of	3	0	0	0	0	0	0	0	0	0	0	0	0	0	1	1	0	0	.266
May 01	at Louisiana State-	*of	5	1	2	1	1	0	0	1	0	0	0	0	0	0	1	4	0	0	.275
May 01	at Louisiana State-	ph/of	2	0	0	0	0	0	0	0	0	0	0	0	0	0	1	0	0	0	.268
May 07	GEORGIA	*of	2	0	0	0	0	0	0	1	0	0	0	0	0	0	2	1	0	0	.260
May 08	GEORGIA	*of	4	1	1	0	0	0	0	1	1	0	0	0	0	0	1	0	0	0	.260
May 09	GEORGIA	*of	3	0	1	0	0	0	0	1	0	0	0	0	0	0	1	2	0	0	.262
May 11	ARKANSAS STAT	*of	2	1	0	0	0	0	0	1	0	0	1	0	0	0	1	1	0	0	.256
May 14	at Tennessee	*of	3	0	0	0	0	0	0	1	0	0	0	0	0	0	1	0	0	0	.247
May 16	at Tennessee	*of	4	0	1	1	1	0	0	0	0	0	0	0	0	0	0	2	0	0	.247
May 20	FLORIDA	*of	3	0	0	0	0	0	0	0	0	0	0	0	0	0	3	0	0	0	.239
May 26	vs Georgia	*of	3	2	1	0	0	0	0	2	0	0	0	0	0	0	1	3	0	0	.242
May 27	vs Vanderbilt	*of	2	0	0	0	0	0	0	1	0	0	0	0	0	0	2	0	0	0	.237
May 30	vs Tennessee	*of	3	0	1	1	0	0	0	0	0	0	0	0	0	0	1	0	0	0	.240
Totals		31gs	100	20	24	19	5	1	3	25	2	0	10	3	2	1	37	52	0	0	.240

On base pct. .431 • Slugging pct. .400

#45 Kevin Kopps - 10 games (All games)

Date	Opponent	Pos	AB	R	H	RBI	2B	3B	HR	BB	SB	CS	HBP	SAC	SF	GDP	K	PO	A	E	Avg
Feb 28	SE MISSOURI ST	p	0	0	0	0	0	0	0	0	0	0	0	0	0	0	0	1	0	0	.000
Mar 12	at Louisiana Tech	p	0	0	0	0	0	0	0	0	0	0	0	0	0	0	0	1	0	0	.000
Mar 21	ALABAMA	p	0	0	0	0	0	0	0	0	0	0	0	0	0	0	0	1	0	0	.000
Apr 17	TEXAS A&M-2	p	0	0	0	0	0	0	0	0	0	0	0	0	0	0	0	0	1	0	.000
Apr 30	at Louisiana State	p	0	0	0	0	0	0	0	0	0	0	0	0	0	0	0	0	1	0	.000
May 01	at Louisiana State-	p	0	0	0	0	0	0	0	0	0	0	0	0	0	0	0	0	1	0	.000
May 09	GEORGIA	p	0	0	0	0	0	0	0	0	0	0	0	0	0	0	0	1	0	0	.000
May 14	at Tennessee	p	0	0	0	0	0	0	0	0	0	0	0	0	0	0	0	0	1	0	.000
May 30	vs Tennessee	p	0	0	0	0	0	0	0	0	0	0	0	0	0	0	0	1	0	0	.000
Jun 05	NEBRASKA	p	0	0	0	0	0	0	0	0	0	0	0	0	0	0	0	0	1	0	.000
Totals		ogs	0	0	0	0	0	0	0	0	0	0	0	0	0	0	0	5	5	0	.000

On base pct. .000 • Slugging pct. .000

#45 Kevin Kopps - 30 appearances (All games)

Date	Opponent	GS	IP	H	R	ER	BB	SO	2B	3B	HR	WP	BK	HBP	IBB	Score	W-L	Sv	ERA	NP
Feb 20	vs Texas Tech		1.0	2	1	1	1	2	0	0	0	1	0	0	0	13-9	0-0	0	9.00	19
Feb 22	vs TCU		2.0	0	0	0	2	5	0	0	0	0	0	0	0	4-1	0-0	1	3.00	43
Feb 26	SE MISSOURI ST		1.0	1	0	0	0	2	0	0	0	0	0	0	0	7-3	0-0	1	2.25	13
Feb 28	SE MISSOURI ST		1.1	1	1	1	0	1	0	0	1	0	0	0	0	11-4	1-0	1	3.38	15
Mar 05	MURRAY STATE		0.2	0	0	0	1	2	0	0	0	1	0	0	0	7-6	2-0	1	3.00	13
Mar 07	MURRAY STATE		1.0	0	0	0	0	3	0	0	0	0	0	0	0	6-0	2-0	1	2.57	11
Mar 12	at Louisiana Tech		2.0	2	0	0	1	2	1	0	0	0	0	0	1	9-7	3-0	1	2.00	39
Mar 16	OKLAHOMA		0.2	1	0	0	0	1	0	0	0	1	0	0	0	5-8	3-0	1	1.86	8
Mar 21	ALABAMA		3.1	1	0	0	0	4	0	0	0	0	0	0	0	3-1	4-0	1	1.38	41
Mar 27	at Mississippi State		4.0	2	0	0	1	7	0	0	0	0	0	0	0	11-5	4-0	2	1.06	56
Apr 01	AUBURN		3.0	1	0	0	1	8	0	0	0	0	0	0	0	1-2	4-0	2	0.90	39
Apr 02	AUBURN		1.0	0	0	0	0	2	0	0	0	0	0	0	0	6-5	4-0	3	0.86	12
Apr 03	AUBURN		1.0	1	0	0	0	1	0	0	0	0	0	0	0	6-5	4-0	3	0.82	25
Apr 10	at Ole Miss-1		3.0	5	0	0	1	4	0	0	0	0	0	0	0	7-3	4-0	4	0.72	41
Apr 11	at Ole Miss		3.0	4	1	1	1	5	0	0	0	0	0	0	0	18-14	5-0	4	0.96	47
Apr 17	TEXAS A&M-2		4.0	2	1	1	2	5	0	0	1	0	0	0	0	2-1	6-0	4	1.12	72
Apr 22	at South Carolina		3.0	0	0	0	0	6	0	0	0	0	0	0	0	6-1	6-0	5	1.03	34
Apr 23	at South Carolina-2		2.0	0	0	0	0	6	0	0	0	0	0	0	0	5-1	6-0	5	0.97	25
Apr 30	at Louisiana State		2.1	0	0	0	0	5	0	0	0	0	0	0	0	7-0	6-0	6	0.92	29
May 01	at Louisiana State-		3.0	1	0	0	1	4	0	0	0	0	0	0	0	4-5	6-0	6	0.85	38
May 07	GEORGIA		3.0	3	0	0	1	3	0	0	0	0	0	0	0	3-0	6-0	7	0.79	54
May 09	GEORGIA		4.1	3	0	0	0	5	0	0	0	0	0	0	0	5-3	7-0	7	0.72	57
May 14	at Tennessee		3.0	1	0	0	1	2	1	0	0	0	0	0	0	6-5	8-0	7	0.68	66
May 16	at Tennessee		3.2	2	1	1	0	4	1	0	0	0	0	0	0	3-2	9-0	7	0.80	59
May 20	FLORIDA		3.0	0	0	0	1	5	0	0	0	0	0	0	0	6-1	9-0	8	0.76	39
May 21	FLORIDA		1.0	0	0	0	0	3	0	0	0	0	0	0	0	4-3	10-0	8	0.75	12
May 27	vs Vanderbilt		3.0	0	0	0	0	5	0	0	0	0	0	0	0	6-4	10-0	9	0.71	30
May 30	vs Tennessee		3.0	4	1	1	0	3	0	0	1	0	0	0	0	7-2	10-0	10	0.81	39
Jun 04	NJIT		2.1	0	0	0	0	1	0	0	0	0	0	0	0	13-8	11-0	10	0.79	24
Jun 05	NEBRASKA		4.0	3	0	0	0	6	1	0	0	0	0	0	0	5-1	11-0	11	0.74	71
Totals		0	72.2	40	6	6	15	112	4	0	3	3	0	0	1	196-11	11-0	11	0.74	-



III INDIVIDUAL GAME-BY-GAME

#15 Dylan Leach - 16 games (All games)

Date	Opponent	Pos	AB	R	H	RBI	2B	3B	HR	BB	SB	CS	HBP	SAC	SF	GDP	K	PO	A	E	Avg
Feb 26	SE MISSOURI ST	*c	3	1	1	0	0	0	0	0	0	0	0	0	0	0	0	6	0	0	.333
Feb 28	SE MISSOURI ST	pr/c	0	1	0	0	0	0	0	1	0	0	0	0	0	0	0	2	1	0	.333
Mar 07	MURRAY STATE	*c	3	0	0	0	0	0	0	0	0	0	1	0	0	0	1	11	1	0	.167
Mar 13	at Louisiana Tech	c	1	0	0	0	0	0	0	0	0	0	0	0	0	0	0	1	0	0	.143
Mar 19	ALABAMA	c	0	0	0	0	0	0	0	1	0	0	0	0	0	0	0	1	0	0	.143
Mar 23	MEMPHIS	*c	2	2	1	0	0	0	0	3	0	0	0	0	0	0	0	8	3	0	.222
Mar 24	MEMPHIS	*c	4	0	0	0	0	0	0	1	0	0	0	0	0	0	2	6	4	0	.154
Mar 30	CENTRAL ARKAN	*c	5	3	2	2	1	0	1	1	0	0	0	0	0	0	1	7	0	0	.222
Apr 07	LITTLE ROCK	*c	4	1	1	1	0	1	0	0	0	0	0	0	0	0	1	8	1	0	.227
Apr 10	at Ole Miss-2	*c	1	1	1	1	0	0	0	1	0	0	1	0	0	0	0	7	0	0	.261
Apr 13	UA PINE BLUFF	*c	4	0	0	0	0	0	0	0	0	0	0	0	0	0	0	18	0	0	.222
Apr 14	UA PINE BLUFF	of	1	1	1	0	0	0	0	2	0	0	0	0	0	0	0	0	0	1	.250
Apr 17	TEXAS A&M-1	ph/c	1	0	0	0	0	0	0	0	0	0	0	0	0	0	1	2	0	0	.241
May 01	at Louisiana State-	pr/c	0	0	0	0	0	0	0	0	0	0	0	0	0	0	0	2	0	0	.241
May 11	ARKANSAS STAT	*c	3	1	1	0	0	0	0	1	0	0	0	0	0	0	1	11	1	0	.250
May 22	FLORIDA	*c	3	1	1	0	0	0	0	0	0	0	1	0	0	0	2	10	2	0	.257
Totals		10gs	35	12	9	4	1	1	1	11	0	0	3	0	0	0	9	100	13	1	.257

On base pct. .469 • Slugging pct. .429

#18 Lael Lockhart - 4 games (All games)

Date	Opponent	Pos	AB	R	H	RBI	2B	3B	HR	BB	SB	CS	HBP	SAC	SF	GDP	K	PO	A	E	Avg
Mar 14	at Louisiana Tech	*p	0	0	0	0	0	0	0	0	0	0	0	0	0	0	0	0	1	0	.000
Mar 28	at Mississippi State	*p	0	0	0	0	0	0	0	0	0	0	0	0	0	0	0	1	0	0	.000
Apr 11	at Ole Miss	*p	0	0	0	0	0	0	0	0	0	0	0	0	0	0	0	0	1	0	.000
Jun 06	NEBRASKA	*p	0	0	0	0	0	0	0	0	0	0	0	0	0	0	0	1	2	0	.000
Totals		4gs	0	0	0	0	0	0	0	0	0	0	0	0	0	0	0	2	4	0	.000

On base pct. .000 • Slugging pct. .000

#18 Lael Lockhart - 15 appearances (All games)

Date	Opponent	GS	IP	H	R	ER	BB	SO	2B	3B	HR	WP	BK	HBP	IBB	Score	W-L	Sv	ERA	NP
Feb 22	vs TCU	*	4.1	2	1	1	2	8	0	0	0	0	0	2	0	4-1	0-0	0	2.08	78
Feb 28	SE MISSOURI ST	*	3.2	3	3	3	3	5	0	0	0	1	0	0	0	11-4	0-0	0	4.50	77
Mar 07	MURRAY STATE	*	5.0	5	0	0	1	6	0	0	0	0	0	0	0	6-0	1-0	0	2.77	76
Mar 14	at Louisiana Tech	*	5.0	4	2	2	1	3	0	0	0	0	0	1	0	0-2	1-1	0	3.00	66
Mar 21	ALABAMA	*	4.2	2	0	0	2	9	1	0	0	2	0	1	0	3-1	1-1	0	2.38	74
Mar 28	at Mississippi State	*	3.1	6	2	2	1	2	0	0	0	0	0	1	0	6-4	1-1	0	2.77	65
Apr 03	AUBURN	*	5.2	2	4	4	3	1	0	0	1	1	0	0	0	6-5	1-1	0	3.41	66
Apr 11	at Ole Miss	*	2.1	4	4	4	1	1	1	0	0	0	0	1	0	18-14	1-1	0	4.24	44
Apr 18	TEXAS A&M	*	3.0	5	3	2	0	4	0	0	1	0	0	1	0	10-11	1-1	0	4.38	51
May 01	at Louisiana State-	*	0.1	2	3	3	1	0	0	0	1	1	0	1	0	4-5	1-2	0	5.06	17
May 11	ARKANSAS STAT	*	2.0	0	0	0	0	3	0	0	0	0	0	0	0	8-4	2-2	0	4.81	22
May 16	at Tennessee	*	4.1	4	1	1	1	7	0	0	0	0	0	0	0	3-2	2-2	0	4.53	76
May 26	vs Georgia	*	7.0	2	2	2	0	11	0	0	1	0	0	0	0	11-2	3-2	0	4.26	74
May 30	vs Tennessee	*	1.0	0	0	0	0	1	0	0	0	0	0	0	0	7-2	3-2	0	4.18	12
Jun 06	NEBRASKA	*	4.1	8	5	4	0	5	1	0	1	0	0	0	0	3-5	3-3	0	4.50	75
Totals		13	56.0	49	30	28	16	66	3	0	5	5	0	8	0	100-62	3-3	0	4.50	-

#50 Matthew Magre - 1 appearance (All games)

Date	Opponent	GS	IP	H	R	ER	BB	SO	2B	3B	HR	WP	BK	HBP	IBB	Score	W-L	Sv	ERA	NP
Feb 27	SE MISSOURI ST		0.2	0	0	0	1	1	0	0	0	0	0	0	0	9-3	0-0	0	0.00	10
Totals		0	0.2	0	0	0	1	1	0	0	0	0	0	0	0	9-3	0-0	0	0.00	-

#37 Caden Monke - 4 games (All games)

Date	Opponent	Pos	AB	R	H	RBI	2B	3B	HR	BB	SB	CS	HBP	SAC	SF	GDP	K	PO	A	E	Avg
Feb 25	SE MISSOURI ST	p	0	0	0	0	0	0	0	0	0	0	0	0	0	0	0	1	0	0	.000
Apr 06	LITTLE ROCK	p	0	0	0	0	0	0	0	0	0	0	0	0	0	0	0	0	2	0	.000
May 09	GEORGIA	p	0	0	0	0	0	0	0	0	0	0	0	0	0	0	0	0	1	0	.000
May 14	at Tennessee	p	0	0	0	0	0	0	0	0	0	0	0	0	0	0	0	0	1	0	.000
Totals		ogs	0	0	0	0	0	0	0	0	0	0	0	0	0	0	0	1	4	0	.000

On base pct. .000 • Slugging pct. .000

#37 Caden Monke - 26 appearances (All games)

Date	Opponent	GS	IP	H	R	ER	BB	SO	2B	3B	HR	WP	BK	HBP	IBB	Score	W-L	Sv	ERA	NP
Feb 20	vs Texas Tech		0.0	2	2	2	0	0	0	0	0	0	0	0	0	13-9	0-0	0	999.0	9
Feb 21	vs Texas		0.2	1	0	0	0	0	0	0	0	0	0	0	0	4-0	1-0	0	27.00	11
Feb 25	SE MISSOURI ST		3.0	3	2	2	0	3	0	0	0	0	1	0	0	6-5	1-0	0	9.82	40
Feb 28	SE MISSOURI ST		0.0	0	0	0	2	0	0	0	0	0	0	0	0	11-4	1-0	0	9.82	13
Mar 06	MURRAY STATE		1.0	0	0	0	2	1	0	0	0	0	0	0	0	11-6	1-0	0	7.71	19
Mar 16	OKLAHOMA		0.1	0	0	0	0	0	0	0	0	0	0	0	0	5-8	1-0	0	7.20	3
Mar 24	MEMPHIS		2.2	1	0	0	1	2	0	0	0	0	0	0	0	9-4	2-0	0	4.70	41
Mar 27	at Mississippi State		0.2	0	0	0	0	2	0	0	0	0	0	0	0	11-5	3-0	0	4.32	10
Mar 28	at Mississippi State		1.0	1	0	0	0	1	1	0	0	0	0	0	0	6-4	3-0	0	3.86	13
Apr 03	AUBURN		0.1	1	1	1	0	0	0	0	1	0	0	0	0	6-5	3-0	0	4.66	3
Apr 06	LITTLE ROCK		2.0	0	0	0	1	3	0	0	0	1	0	0	0	7-2	3-0	0	3.86	40
Apr 11	at Ole Miss		2.1	1	3	3	2	1	1	0	0	1	0	0	0	18-14	3-0	0	5.14	45
Apr 14	UA PINE BLUFF		0.1	0	0	0	0	1	0	0	0	0	0	0	0	26-1	3-0	0	5.02	6
Apr 17	TEXAS A&M-1		3.1	1	0	0	1	5	0	0	0	0	0	0	0	13-0	4-0	0	4.08	44
Apr 18	TEXAS A&M		0.1	2	2	2	0	1	0	0	1	0	0	0	0	10-11	4-0	0	5.00	11
Apr 22	at South Carolina		1.0	0	0	0	0	0	0	0	0	0	0	0	0	6-1	5-0	0	4.74	5
Apr 23	at South Carolina-1		0.0	0	1	1	1	0	0	0	0	0	0	0	0	2-6	5-1	0	5.21	4
May 01	at Louisiana State-		2.2	1	0	0	0	5	0	0	0	1	0	0	0	4-5	5-1	0	4.57	32
May 07	GEORGIA		0.1	0	0	0	0	1	0	0	0	1	0	0	0	3-0	5-1	0	4.50	6
May 09	GEORGIA		2.1	2	0	0	1	1	0	0	0	0	0	0	0	5-3	5-1	0	4.07	32
May 14	at Tennessee		3.1	0	0	0	1	3	0	0	0	0	0	1	0	6-5	5-1	0	3.58	49
May 16	at Tennessee		0.0	0	0	0	1	0	0	0	0	1	0	0	0	3-2	5-1	0	3.58	4
May 21	FLORIDA		3.0	1	0	0	1	7	0	0	0	0	0	0	0	4-3	5-1	0	3.23	42
May 27	vs Vanderbilt		1.0	0	0	0	2	1	0	0	0	0	0	0	0	6-4	5-1	0	3.13	17
May 29	vs Ole Miss		0.1	1	1	1	3	1	1	0	0	0	0	0	1	3-2	5-1	0	3.38	22
Jun 04	NJIT		0.1	0	2	2	2	0	0	0	0	0	0	0	0	13-8	5-1	0	3.90	15
Totals		0	32.1	18	14	14	21	39	3	0	2	5	1	1	12	11-11	5-1	0	3.90	-



III INDIVIDUAL GAME-BY-GAME

#1 Robert Moore - 57 games (All games)

Date	Opponent	Pos	AB	R	H	RBI	2B	3B	HR	BB	SB	CS	HBP	SAC	SF	GDP	K	PO	A	E	Avg
Feb 20	vs Texas Tech	*2b	3	1	2	1	0	0	0	2	2	0	0	0	1	0	0	1	4	0	.667
Feb 21	vs Texas	*2b	4	0	0	0	0	0	0	0	0	0	0	0	0	0	1	1	3	0	.286
Feb 22	vs TCU	*2b	5	0	0	0	0	0	0	0	0	0	0	0	0	0	3	1	2	0	.167
Feb 25	SE MISSOURI ST	*2b	5	0	1	0	0	0	0	0	0	0	0	0	0	0	2	2	2	0	.176
Feb 26	SE MISSOURI ST	*2b	4	2	2	2	0	0	1	0	0	0	0	0	0	0	1	0	2	0	.238
Feb 27	SE MISSOURI ST	*2b	4	3	2	1	0	0	0	0	1	0	0	0	0	0	0	3	5	1	.280
Feb 28	SE MISSOURI ST	*2b	3	1	1	0	1	0	0	1	0	0	0	0	0	0	1	1	1	0	.286
Mar 05	MURRAY STATE	*2b	4	3	3	4	0	0	2	1	1	0	0	0	0	0	0	1	1	0	.344
Mar 06	MURRAY STATE	*2b	4	1	1	0	0	0	0	1	1	0	0	0	0	0	0	3	0	1	.333
Mar 07	MURRAY STATE	*2b	4	1	3	0	0	0	0	0	1	0	0	0	0	0	1	2	3	0	.375
Mar 12	at Louisiana Tech	*2b	6	0	1	2	0	0	0	0	0	0	0	0	0	0	0	2	4	0	.348
Mar 13	at Louisiana Tech	*2b	5	0	1	0	0	0	0	0	0	0	0	0	0	0	1	1	2	0	.333
Mar 14	at Louisiana Tech	*2b	4	0	0	0	0	0	0	0	0	0	0	0	0	1	2	3	3	0	.309
Mar 16	OKLAHOMA	*2b	3	1	1	1	0	0	1	1	0	0	0	0	0	1	0	1	2	0	.310
Mar 19	ALABAMA	*2b	3	0	0	0	0	0	0	1	0	0	0	0	0	0	0	1	3	0	.295
Mar 20	ALABAMA	*2b	5	0	0	0	0	0	0	0	0	0	0	0	0	0	0	0	2	0	.273
Mar 21	ALABAMA	*2b	3	0	0	0	0	0	0	1	0	0	0	0	0	1	0	1	2	0	.261
Mar 24	MEMPHIS	*ss	6	1	1	0	1	0	0	0	0	0	0	0	0	1	0	0	3	0	.253
Mar 26	at Mississippi State	*2b	3	0	0	1	0	0	0	0	0	0	0	0	1	0	3	2	4	0	.244
Mar 27	at Mississippi State	*2b	5	0	2	0	0	0	0	0	0	0	0	0	0	0	3	0	4	0	.253
Mar 28	at Mississippi State	*2b	3	1	1	1	0	1	0	1	0	0	0	0	0	0	1	3	3	0	.256
Mar 30	CENTRAL ARKAN	*2b	4	4	4	6	1	1	1	1	0	0	1	0	0	0	0	0	4	0	.289
Apr 01	AUBURN	*2b	3	0	0	0	0	0	0	0	0	0	0	0	0	0	1	0	1	0	.280
Apr 02	AUBURN	*2b	5	0	1	1	0	0	0	0	0	0	0	0	0	0	1	1	2	0	.276
Apr 03	AUBURN	*2b	3	1	0	0	0	0	0	3	0	0	0	0	0	0	0	5	4	0	.267
Apr 06	LITTLE ROCK	*2b	4	1	2	2	1	0	0	0	0	0	0	0	1	0	0	3	4	0	.276
Apr 07	LITTLE ROCK	*2b	4	3	3	2	0	0	1	1	1	0	0	0	0	0	0	1	3	0	.294
Apr 10	at Ole Miss-1	*2b	4	2	1	0	1	0	0	1	0	0	0	0	0	0	3	2	0	0	.292
Apr 10	at Ole Miss-2	*2b	5	1	2	0	0	0	0	0	0	0	0	0	0	0	1	1	2	1	.297
Apr 11	at Ole Miss	*2b	2	0	0	2	0	0	0	4	0	0	0	0	1	0	0	3	3	0	.292
Apr 13	UA PINE BLUFF	*2b	3	3	1	0	0	0	0	2	0	0	0	0	0	0	1	1	1	0	.293
Apr 17	TEXAS A&M-1	*2b	4	3	2	2	0	0	1	1	0	0	0	0	0	0	1	2	2	0	.299
Apr 17	TEXAS A&M-2	*2b	5	1	1	0	0	0	0	0	0	0	0	0	0	1	1	2	2	0	.295
Apr 18	TEXAS A&M	*2b	4	3	1	1	0	0	1	2	0	0	0	0	0	0	0	0	1	0	.294
Apr 22	at South Carolina	*2b	4	2	2	3	0	0	2	1	0	0	0	0	0	0	0	4	3	0	.300
Apr 23	at South Carolina-1	*2b	3	0	0	0	0	0	0	1	0	0	0	0	0	0	1	0	0	0	.294
Apr 23	at South Carolina-2	*2b	4	0	0	0	0	0	0	0	0	0	0	0	0	0	2	1	4	0	.286
Apr 30	at Louisiana State	*2b	4	0	1	0	0	0	0	0	0	0	0	0	0	0	1	0	0	0	.285
May 01	at Louisiana State-	*2b	6	3	3	4	0	1	1	0	0	1	0	0	0	0	0	6	3	0	.293
May 01	at Louisiana State-	*2b	2	0	1	1	0	0	0	1	0	0	0	0	1	0	0	1	0	1	.296
May 07	GEORGIA	*2b	3	1	2	2	2	0	0	1	0	0	0	0	0	0	0	0	4	0	.302
May 08	GEORGIA	*2b	3	0	0	1	0	0	0	0	0	0	0	0	1	0	0	1	1	1	.297
May 09	GEORGIA	*2b	4	0	0	0	0	0	0	0	0	0	0	0	0	0	1	1	2	0	.290
May 11	ARKANSAS STAT	*2b	4	1	1	0	0	0	0	0	0	0	0	0	0	0	1	1	1	0	.289
May 14	at Tennessee	*2b	3	1	1	3	0	0	1	0	0	0	0	0	1	0	2	0	2	0	.290
May 15	at Tennessee	*2b	4	0	0	0	0	0	0	1	0	0	0	0	0	0	1	0	2	0	.283
May 16	at Tennessee	*2b	3	0	1	2	0	0	0	0	0	0	0	0	1	0	2	0	2	0	.284
May 20	FLORIDA	*2b	3	0	0	0	0	0	0	1	0	0	0	0	0	0	3	0	0	0	.280
May 21	FLORIDA	*2b	3	2	1	1	0	0	1	1	0	0	0	0	0	0	1	2	2	0	.280
May 22	FLORIDA	*2b	4	0	2	0	1	0	0	0	0	0	0	0	0	0	2	0	2	0	.285
May 26	vs Georgia	*2b	3	2	0	0	0	0	0	2	0	0	0	0	0	0	1	2	2	0	.281
May 27	vs Vanderbilt	*2b	3	2	2	0	0	0	0	1	0	0	0	0	0	0	1	3	4	0	.286
May 29	vs Ole Miss	*2b	3	0	0	0	0	0	0	1	0	0	0	0	0	0	1	1	1	0	.282
May 30	vs Tennessee	*2b	3	1	0	1	0	0	0	0	0	0	1	0	0	0	0	4	1	0	.278
Jun 04	NJIT	*2b	5	0	2	0	0	0	0	0	0	0	0	0	0	0	1	2	2	0	.281
Jun 05	NEBRASKA	*2b	4	0	1	0	1	0	0	1	0	0	0	0	0	0	0	0	3	0	.280
Jun 06	NEBRASKA	*2b	3	0	1	0	0	0	0	1	0	0	0	0	0	0	1	1	2	1	.281
Totals		57gs	217	52	61	47	9	3	13	39	6	1	2	0	8	5	50	81	129	6	.281

On base pct. .383 • Slugging pct. .530

#32 Zack Morris - 2 games (All games)

Date	Opponent	Pos	AB	R	H	RBI	2B	3B	HR	BB	SB	CS	HBP	SAC	SF	GDP	K	PO	A	E	Avg
Apr 18	TEXAS A&M	p	0	0	0	0	0	0	0	0	0	0	0	0	0	0	0	0	1	0	.000
Apr 23	at South Carolina-1	p	0	0	0	0	0	0	0	0	0	0	0	0	0	0	0	0	1	0	.000
Totals		0gs	0	0	0	0	0	0	0	0	0	0	0	0	0	0	0	0	2	0	.000

On base pct. .000 • Slugging pct. .000

#32 Zack Morris - 16 appearances (All games)

Date	Opponent	GS	IP	H	R	ER	BB	SO	2B	3B	HR	WP	BK	HBP	IBB	Score	W-L	Sv	ERA	NP
Feb 27	SE MISSOURI ST		0.2	0	0	0	0	2	0	0	0	0	0	0	0	9-3	0-0	0	0.00	9
Mar 05	MURRAY STATE		0.2	1	1	1	0	1	0	0	1	0	0	0	0	7-6	0-0	0	6.75	17
Mar 07	MURRAY STATE		1.0	1	0	0	0	0	0	0	0	0	0	0	0	6-0	0-0	0	3.86	6
Mar 12	at Louisiana Tech		0.2	0	0	0	0	0	0	0	0	0	0	0	0	9-7	0-0	0	3.00	4
Mar 16	OKLAHOMA		0.1	1	2	2	1	0	0	0	0	0	0	0	0	5-8	0-0	0	8.10	11
Mar 20	ALABAMA		1.0	1	0	0	0	2	1	0	0	0	0	0	0	9-1	0-0	0	6.23	19
Mar 23	MEMPHIS		1.0	0	0	0	0	1	0	0	0	0	0	0	0	14-1	0-0	0	5.06	11
Mar 28	at Mississippi State		1.0	1	0	0	0	0	0	0	0	0	0	0	0	6-4	0-0	0	4.26	14
Apr 06	LITTLE ROCK		1.0	1	0	0	1	0	0	0	0	0	0	0	0	7-2	0-0	0	3.68	19
Apr 10	at Ole Miss-2		1.0	2	0	0	0	2	0	0	0	0	0	0	0	6-13	0-0	0	3.24	21
Apr 13	UA PINE BLUFF		2.0	0	0	0	0	4	0	0	0	0	0	0	0	12-4	0-0	0	2.61	23
Apr 18	TEXAS A&M		1.2	1	3	3	3	2	0	0	0	0	0	0	0	10-11	0-0	0	4.50	33
Apr 23	at South Carolina-1		0.2	2	0	0	0	1	0	0	0	0	0	0	0	2-6	0-0	0	4.26	11
May 08	GEORGIA		0.2	1	1	1	0	2	0	0	1	0	0	0	0	3-7	0-0	0	4.72	13
May 11	ARKANSAS STAT		0.2	2	3	0	0	0	1	0	0	0	0	0	0	8-4	0-0	0	4.50	25
May 22	FLORIDA		1.0	1	1	1	1	2	1	0	0	0	0	0	0	9-3	0-0	0	4.80	24
Totals		0	15.0	15	11	8	6	19	3	0	2	0	0	0	0	122-80	0-0	0	4.80	-

#5 Jacob Nesbit - 41 games (All games)

Date	Opponent	Pos	AB	R	H	RBI	2B	3B	HR	BB	SB	CS	HBP	SAC	SF	GDP	K	PO	A	E	Avg
Feb 20	vs Texas Tech	*3b	2	1	0	0	0	0	0	1	0	0	0	0	0	0	2	0	0	0	.000
Feb 21	vs Texas	*3b	3	0	0	0	0	0	0	1	0	0	0	0	0	0	2	0	0	0	.000
Feb 22	vs TCU	*3b	1	0	0	0	0	0	0	1	0	0	0	0	0	0	1	0	1	0	.000
Feb 26	SE MISSOURI ST	pr/3b	0	0	0	0	0	0	0	0	0	0	0	0	0	0	0	0	1	0	.000
Mar 07	MURRAY STATE	*3b	4	1	1	3	0	0	1	0	0	0	0	0	0	0	2	0	2	0	.100
Mar 12	at Louisiana Tech	pr/3b	0	1	0	0	0	0	0	0	0	0	0	0	0	0	0	0	1	0	.100
Mar 13	at Louisiana Tech	ph/3	1	0	0	0	0	0	0	0	0	0	0	0	0	0	1	0	0	0	.091
Mar 19	ALABAMA	3b	2	0	1	0	0	0	0	0	0	0	0	0	0	0	1	1	1	0	.154
Mar 21	ALABAMA	pr/3b	0	0	0	0	0	0	0	0	0	0	0	0	0	0	0	0	0	0	.154
Mar 23	MEMPHIS	*2b/ss	5	1	2	5	0	0	1	0	0	0	0	0	0	0	0	2	1	0	.222
Mar 24	MEMPHIS	*2b	4	0	2	0	0	0	0	1	0	0	0	0	0	0	1	1	1	1	.273
Mar 28	at Mississippi State	*3b	3	0	1	1	0	0	0	1	0	0	0	0	0	0	1	0	3	0	.280
Apr 01	AUBURN	pr/3b	0	0	0	0	0	0	0	0	0	0	0	0	0	0	0	0	0	0	.280
Apr 02	AUBURN	*3b	2	0	0	0	0	0	0	0	0	0	0	0	0	0	0	0	1	0	.259
Apr 03	AUBURN	3b	1	0	0	0	0	0	0	1	0	0	0	0	0	0	0	0	1	0	.250
Apr 06	LITTLE ROCK	*3b	2	0	1	1	0	0	0	1	0	0	1	0	0	0	0	0	1	0	.267
Apr 10	at Ole Miss-1	*3b	4	0	0	0	0	0	0	0	0	0	0	0	0	0	1	0	1	0	.235
Apr 10	at Ole Miss-2	*3b	4	0	1	0	0	0	0	1	0	0	0	0	0	0	1	1	0	0	.237
Apr 11	at Ole Miss	ph/3	1	1	1	0	0	0	0	0	0	0	0	0	0	0	0	0	0	0	.256
Apr 13	UA PINE BLUFF	*3b	4	2	2	0	0	0	0	0	0	0	0	0	0	0	0	0	2	0	.279
Apr 14	UA PINE BLUFF	*ss	3	2	1	2	0	0	0	1	0	0	1	0	0	0	1	0	0	0	.283
Apr 17	TEXAS A&M-2	*3b	3	0	0	0	0	0	0	0	0	0	0	1	0	0	2	0	3	0	.265
Apr 18	TEXAS A&M	3b	0	0	0	0	0	0	0	0	0	0	0	0	0	0	0	0	0	0	.265
Apr 22	at South Carolina	*3b	4	0	0	0	0	0	0	1	0	0	0	0	0	0	2	0	2	1	.245
Apr 23	at South Carolina-2	*3b	3	1	1	0	0	0	0	1	0	0	0	0	0	0	1	1	2	0	.250
Apr 30	at Louisiana State	3b	1	0	0	0	0	0	0	0	0	0	0	0	0	0	0	1	1	0	.246
May 01	at Louisiana State-	*3b	2	0	0	0	0	0	0	0	0	0	0	0	0	0	0	0	1	0	.237
May 07	GEORGIA	*3b	3	0	0	0	0	0	0	0	0	0	0	0	0	0	2	0	2	1	.226
May 08	GEORGIA	3b	1	0	0	0	0	0	0	0	0	0	0	0	0	0	1	0	0	0	.222
May 09	GEORGIA	*3b	4	0	0	0	0	0	0	0	0	0	0	0	0	0	2	0	2	0	.209
May 14	at Tennessee	3b	0	0	0	0	0	0	0	0	0	0	0	0	0	0	0	1	0	0	.209
May 15	at Tennessee	pr/3b	0	1	0	0	0	0	0	0	0	0	0	0	0	0	0	0	0	0	.209
May 16	at Tennessee	3b	1	0	0	0	0	0	0	0	0	0	0	0	0	0	0	0	0	0	.206
May 20	FLORIDA	pr/3b	1	0	0	0	0	0	0	0	0	0	0	0	0	0	0	0	1	0	.203
May 21	FLORIDA	3b	0	0	0	0	0	0	0	0	0	0	0	0	0	0	0	0	0	0	.203
May 26	vs Georgia	pr/3b	3	0	0	0	0	0	0	0	0	0	0	0	0	0	2	0	0	0	.194
May 27	vs Vanderbilt	3b	0	0	0	0	0	0	0	1	0	0	0	0	0	0	0	0	1	0	.194
May 29	vs Ole Miss	3b	0	0	0	0	0	0	0	0	0	0	0	0	0	0	0	0	0	0	.194
May 30	vs Tennessee	3b	0	0	0	0	0	0	0	0	0	0	0	1	0	0	0	0	0	0	.194
Jun 04	NJIT	pr/3b	1	0	1	2	0	0	0	0	0	0	0	0	0	0	0	1	0	0	.205
Jun 05	NEBRASKA	3b	0	0	0	0	0	0	0	0	0	0	0	0	0	0	0	0	1	0	.205
Totals		19gs	73	11	15	14	0	0	2	12	0	0	2	2	0	0	26	9	33	3	.205

On base pct. .333 • Slugging pct. .288



||| INDIVIDUAL GAME-BY-GAME

#13 Connor Noland - 2 games (All games)

Date	Opponent	Pos	AB	R	H	RBI	2B	3B	HR	BB	SB	CS	HBP	SAC	SF	GDP	K	PO	A	E	Avg
Feb 26	SE MISSOURI ST	p	0	0	0	0	0	0	0	0	0	0	0	0	0	0	0	2	1	0	.000
Jun 04	NJIT	p	0	0	0	0	0	0	0	0	0	0	0	0	0	0	0	0	0	1	.000
Totals		0gs	0	0	0	0	0	0	0	0	0	0	0	0	0	0	0	2	1	1	.000

On base pct. .000 • Slugging pct. .000

#13 Connor Noland - 8 appearances (All games)

Date	Opponent	GS	IP	H	R	ER	BB	SO	2B	3B	HR	WP	BK	HBP	IBB	Score	W-L	Sv	ERA	NP
Feb 26	SE MISSOURI ST		4.2	2	1	0	0	5	0	0	0	0	0	0	0	7-3	1-0	0	0.00	55
Mar 05	MURRAY STATE		0.1	2	3	3	1	0	0	0	1	0	0	0	0	7-6	1-0	0	5.40	9
May 01	at Louisiana State-		0.2	6	6	6	0	1	1	0	2	0	0	0	0	17-10	1-0	0	14.29	23
May 11	ARKANSAS STAT		1.0	0	0	0	0	2	0	0	0	0	0	0	0	8-4	1-0	0	12.15	17
May 22	FLORIDA		1.0	2	1	1	0	1	0	0	0	0	0	0	0	9-3	1-0	0	11.74	21
May 29	vs Ole Miss		3.0	0	0	0	1	4	0	0	0	0	0	0	0	3-2	1-0	1	8.44	30
Jun 04	NJIT		0.2	1	1	0	1	0	0	0	0	0	0	0	0	13-8	1-0	1	7.94	23
Jun 06	NEBRASKA		2.0	1	0	0	0	2	0	0	0	0	0	0	0	3-5	1-0	1	6.75	21
Totals		0	13.1	14	12	10	3	15	1	0	3	0	0	0	0	67-41	1-0	1	6.75	-



#12 Casey Opitz - 51 games (All games)

Date	Opponent	Pos	AB	R	H	RBI	2B	3B	HR	BB	SB	CS	HBP	SAC	SF	GDP	K	PO	A	E	Avg
Feb 20	vs Texas Tech	*c	2	3	1	0	0	0	0	3	0	0	0	0	0	0	0	9	1	1	.500
Feb 21	vs Texas	*c	3	0	1	0	0	0	0	1	0	0	0	0	0	0	1	15	0	0	.400
Feb 22	vs TCU	*c	4	1	1	1	1	0	0	0	0	0	0	0	0	0	1	18	0	0	.333
Feb 25	SE MISSOURI ST	*c	5	1	2	0	1	0	0	0	0	0	0	0	0	0	0	9	4	0	.357
Feb 26	SE MISSOURI ST	*c	0	0	0	0	0	0	0	0	0	0	0	0	0	0	0	2	0	0	.357
Feb 27	SE MISSOURI ST	*c	5	0	2	0	0	0	0	0	0	0	0	0	0	0	0	11	1	0	.368
Feb 28	SE MISSOURI ST	*c	2	1	1	0	1	0	0	0	0	0	0	0	0	0	0	4	0	0	.381
Mar 05	MURRAY STATE	*c	4	0	2	2	1	1	0	0	0	0	0	0	0	0	0	17	2	0	.400
Mar 06	MURRAY STATE	*c	4	1	1	0	0	0	0	1	0	0	0	0	0	0	1	10	1	0	.379
Mar 12	at Louisiana Tech	*c	5	0	1	0	0	0	0	0	1	0	0	0	0	0	1	12	1	0	.353
Mar 13	at Louisiana Tech	*c	4	2	2	0	1	0	0	0	1	0	0	0	0	0	1	2	0	0	.368
Mar 14	at Louisiana Tech	*c	3	0	1	0	0	0	0	0	1	0	0	0	0	0	1	5	0	0	.366
Mar 16	OKLAHOMA	*c	4	0	0	0	0	0	0	0	0	0	0	0	0	0	1	9	2	1	.333
Mar 19	ALABAMA	*c	3	0	1	0	0	0	0	0	0	0	0	0	0	0	0	6	0	0	.333
Mar 20	ALABAMA	*c	4	3	3	2	0	0	1	0	0	0	0	0	0	0	1	8	0	0	.365
Mar 21	ALABAMA	*c	3	0	1	2	0	0	0	1	0	0	0	0	0	0	0	12	2	0	.364
Mar 26	at Mississippi State	*c	3	0	1	0	0	0	0	1	0	0	0	0	0	0	1	5	0	0	.362
Mar 27	at Mississippi State	*c	3	0	0	0	0	0	0	2	0	0	0	0	0	0	2	12	0	0	.344
Mar 28	at Mississippi State	*c	4	1	1	0	1	0	0	0	0	0	0	0	0	0	1	6	2	0	.338
Apr 01	AUBURN	*c	3	0	0	0	0	0	0	0	0	0	0	0	0	0	0	14	3	0	.324
Apr 02	AUBURN	*c	3	1	1	1	0	0	0	1	0	0	0	0	0	0	0	8	1	0	.324
Apr 03	AUBURN	*c	3	0	0	0	0	0	0	2	0	0	0	0	0	2	0	3	1	0	.311
Apr 06	LITTLE ROCK	*c	3	1	0	0	0	0	0	1	0	0	0	0	0	0	1	11	0	1	.299
Apr 10	at Ole Miss-1	*c	4	0	0	1	0	0	0	0	0	0	0	0	1	0	2	15	2	0	.284
Apr 10	at Ole Miss-2	*1b/c	5	0	1	1	0	0	0	0	0	0	0	0	0	0	0	6	0	0	.279
Apr 11	at Ole Miss	*c	4	2	1	0	0	0	0	1	0	0	1	0	0	0	0	9	0	0	.278
Apr 14	UA PINE BLUFF	*c	4	1	1	1	0	0	0	1	0	0	0	0	0	0	0	8	3	0	.277
Apr 17	TEXAS A&M-1	*c	3	0	0	0	0	0	0	1	0	0	0	0	0	0	0	12	0	0	.268
Apr 17	TEXAS A&M-2	*c	3	0	0	0	0	0	0	1	0	0	0	0	0	0	2	13	0	0	.260
Apr 18	TEXAS A&M	*c	2	2	0	0	0	0	0	3	0	0	0	0	0	0	1	7	0	1	.255
Apr 22	at South Carolina	*c	3	1	0	0	0	0	0	1	0	0	0	0	0	0	0	9	1	0	.248
Apr 23	at South Carolina-1	*c	3	0	1	0	0	0	0	0	0	0	0	0	0	0	0	8	0	1	.250
Apr 23	at South Carolina-2	*c	3	1	2	0	0	0	0	1	0	0	0	0	0	0	1	11	0	0	.261
Apr 30	at Louisiana State	*c	4	0	0	0	0	0	0	0	0	0	0	0	0	1	1	10	1	0	.252
May 01	at Louisiana State-	*c	3	2	1	1	0	0	0	2	0	0	0	0	0	0	1	4	2	1	.254
May 01	at Louisiana State-	*c	3	0	1	0	0	0	0	1	0	0	0	0	0	0	0	11	2	0	.256
May 07	GEORGIA	*c	4	0	2	1	1	0	0	0	0	0	0	0	0	0	2	13	1	0	.264
May 08	GEORGIA	*c	3	0	1	0	0	0	0	1	0	0	0	0	0	0	0	17	1	0	.266
May 09	GEORGIA	*c	4	1	2	0	0	0	0	0	0	0	0	0	0	0	0	9	0	0	.273
May 14	at Tennessee	*c	4	0	0	0	0	0	0	0	0	0	0	0	0	0	0	8	0	0	.265
May 15	at Tennessee	*c	4	1	1	0	0	0	0	0	1	0	0	0	0	0	0	8	2	0	.264
May 16	at Tennessee	*c	3	1	0	0	0	0	0	1	0	0	0	0	0	0	1	12	0	0	.259
May 20	FLORIDA	*c	4	0	3	2	1	0	0	0	0	0	0	0	0	0	0	16	1	0	.272
May 21	FLORIDA	*c	3	1	1	0	1	0	0	0	0	0	1	0	0	0	0	16	1	0	.273
May 26	vs Georgia	*c	5	1	2	0	0	0	0	0	0	0	0	0	0	0	1	14	1	0	.277
May 27	vs Vanderbilt	*c	4	0	0	0	0	0	0	0	0	0	0	0	0	0	1	9	1	0	.270
May 29	vs Ole Miss	*c	4	0	0	0	0	0	0	0	0	0	0	0	0	0	1	10	1	0	.264
May 30	vs Tennessee	*c	4	1	1	0	0	0	0	0	0	0	0	0	0	0	0	9	0	0	.263
Jun 04	NJIT	*c	3	2	1	0	0	0	0	2	1	0	0	0	0	0	1	10	1	0	.265
Jun 05	NEBRASKA	*c	4	0	0	0	0	0	0	0	0	0	0	0	0	0	2	13	0	0	.259
Jun 06	NEBRASKA	*c	4	0	0	0	0	0	0	0	0	0	0	0	0	0	1	10	1	0	.253
Totals		50gs	178	32	45	15	9	1	1	29	5	0	2	0	1	4	31	505	43	6	.253

On base pct. .362 • Slugging pct. .331

#36 Peyton Palette - 5 games (All games)

Date	Opponent	Pos	AB	R	H	RBI	2B	3B	HR	BB	SB	CS	HBP	SAC	SF	GDP	K	PO	A	E	Avg
Feb 27	SE MISSOURI ST	*p	0	0	0	0	0	0	0	0	0	0	0	0	0	0	0	1	1	0	.000
Mar 05	MURRAY STATE	*p	0	0	0	0	0	0	0	0	0	0	0	0	0	0	0	0	1	0	.000
Mar 26	at Mississippi State	*p	0	0	0	0	0	0	0	0	0	0	0	0	0	0	0	0	1	0	.000
Apr 23	at South Carolina-1	*p	0	0	0	0	0	0	0	0	0	0	0	0	0	0	0	0	1	0	.000
May 08	GEORGIA	*p	0	0	0	0	0	0	0	0	0	0	0	0	0	0	0	0	0	1	.000
Totals		4gs	0	0	0	0	0	0	0	0	0	0	0	0	0	0	0	1	4	1	.000

On base pct. .000 • Slugging pct. .000



III INDIVIDUAL GAME-BY-GAME

#36 Peyton Palette - 15 appearances (All games)

Date	Opponent	GS	IP	H	R	ER	BB	SO	2B	3B	HR	WP	BK	HBP	IBB	Score	W-L	Sv	ERA	NP
Feb 21	vs Texas	*	4.1	1	0	0	1	8	0	0	0	0	0	2	0	4-0	0-0	0	0.00	72
Feb 27	SE MISSOURIST	*	5.0	3	0	0	1	8	0	0	0	0	0	0	0	9-3	1-0	0	0.00	65
Mar 05	MURRAY STATE	*	4.0	4	2	2	3	10	1	0	0	0	0	0	0	7-6	1-0	0	1.35	88
Mar 12	at Louisiana Tech	*	4.0	2	2	2	2	5	0	0	0	0	0	2	0	9-7	1-0	0	2.08	73
Mar 19	ALABAMA	*	1.0	2	4	4	3	0	0	0	0	1	0	1	0	1-16	1-1	0	3.93	41
Mar 23	MEMPHIS	*	1.0	1	0	0	0	1	0	0	0	0	0	0	0	14-1	1-1	0	3.72	19
Mar 26	at Mississippi State	*	4.0	2	1	1	1	2	0	0	0	0	0	1	0	8-2	1-1	1	3.47	56
Apr 02	AUBURN	*	4.1	2	1	1	1	5	0	0	1	0	0	1	0	6-5	1-1	1	3.25	69
Apr 10	at Ole Miss-2	*	4.0	9	7	7	1	5	0	0	1	2	0	2	0	6-13	1-2	1	4.83	78
Apr 17	TEXAS A&M-2	*	6.0	3	0	0	0	7	1	0	0	0	0	0	0	2-1	1-2	1	4.06	73
Apr 23	at South Carolina-1	*	5.1	2	2	2	3	5	1	0	0	0	0	0	0	2-6	1-2	1	3.98	84
May 01	at Louisiana State-	*	4.0	5	2	2	2	1	0	0	0	2	0	0	0	17-10	1-2	1	4.02	66
May 08	GEORGIA	*	4.2	7	3	2	1	8	1	0	1	0	0	0	0	3-7	1-2	1	4.01	92
May 15	at Tennessee	*	3.1	6	3	2	1	2	1	0	0	0	0	0	0	7-8	1-2	1	4.09	58
May 21	FLORIDA	*	1.0	2	0	0	0	0	0	0	0	0	0	0	0	4-3	1-2	1	4.02	24
Totals		11	56.0	51	27	25	20	67	5	0	3	5	0	9	0	99-88	1-2	1	4.02	

#43 Miller Pleimann - 2 appearances (All games)

Date	Opponent	GS	IP	H	R	ER	BB	SO	2B	3B	HR	WP	BK	HBP	IBB	Score	W-L	Sv	ERA	NP
Mar 24	MEMPHIS	*	2.0	0	2	1	3	3	0	0	0	1	0	1	0	9-4	0-0	0	4.50	51
Apr 14	UA PINE BLUFF		1.0	1	0	0	0	2	0	0	0	0	0	0	0	26-1	0-0	0	3.00	15
Totals		1	3.0	1	2	1	3	5	0	0	0	1	0	1	0	35-5	0-0	0	3.00	-

#28 Kole Ramage - 3 games (All games)

Date	Opponent	Pos	AB	R	H	RBI	2B	3B	HR	BB	SB	CS	HBP	SAC	SF	GDP	K	PO	A	E	Avg
Mar 13	at Louisiana Tech	p	0	0	0	0	0	0	0	0	0	0	0	0	0	0	0	1	0	0	.000
Mar 30	CENTRAL ARKAN	*p	0	0	0	0	0	0	0	0	0	0	0	0	0	0	0	1	1	1	.000
Apr 06	LITTLE ROCK	*p	0	0	0	0	0	0	0	0	0	0	0	0	0	0	0	1	0	0	.000
Totals		2gs	0	0	0	0	0	0	0	0	0	0	0	0	0	0	0	3	1	1	.000

On base pct. .000 • Slugging pct. .000

#28 Kole Ramage - 12 appearances (All games)

Date	Opponent	GS	IP	H	R	ER	BB	SO	2B	3B	HR	WP	BK	HBP	IBB	Score	W-L	Sv	ERA	NP
Feb 20	vs Texas Tech		0.0	0	1	1	1	0	0	0	0	0	0	1	0	13-9	0-0	0	999.0	15
Feb 27	SE MISSOURI ST		1.1	1	1	1	1	1	0	0	1	0	0	0	0	9-3	0-0	0	13.50	24
Mar 13	at Louisiana Tech		1.0	1	0	0	0	1	0	0	0	0	0	0	0	8-1	0-0	0	7.71	15
Mar 16	OKLAHOMA		1.0	4	4	4	1	1	1	0	1	0	0	0	0	5-8	0-1	0	16.20	26
Mar 24	MEMPHIS		3.0	2	1	1	0	4	0	0	1	1	0	0	0	9-4	0-1	1	9.95	39
Mar 30	CENTRAL ARKAN	*	4.0	4	3	2	1	2	0	0	1	0	0	0	0	21-8	1-1	1	7.84	45
Apr 06	LITTLE ROCK	*	4.2	5	2	2	1	7	2	0	0	0	0	1	0	7-2	1-1	1	6.60	81
Apr 10	at Ole Miss-2		2.0	6	6	5	0	1	0	1	0	0	0	0	0	6-13	1-1	1	8.47	35
Apr 14	UA PINE BLUFF	*	2.0	4	0	0	0	4	0	0	0	0	0	0	0	26-1	2-1	1	7.58	44
May 11	ARKANSAS STAT		1.0	0	0	0	1	2	0	0	0	0	0	0	0	8-4	2-1	1	7.20	18
May 22	FLORIDA		1.0	2	0	0	0	1	0	0	0	0	0	0	0	9-3	2-1	1	6.86	21
Jun 04	NJIT		2.0	3	1	1	1	3	1	0	0	0	0	0	0	13-8	2-1	1	6.65	43
Totals		3	23.0	32	19	17	7	27	4	1	4	1	0	2	0	134-64	2-1	1	6.65	

#17 Brady Slavens - 53 games (All games)

Date	Opponent	Pos	AB	R	H	RBI	2B	3B	HR	BB	SB	CS	HBP	SAC	SF	GDP	K	PO	A	E	Avg
Feb 20	vs Texas Tech	*dh	5	2	1	0	0	0	0	0	0	0	1	0	0	0	3	0	0	0	.200
Feb 21	vs Texas	*dh	4	1	2	4	0	0	1	0	0	0	0	0	0	0	1	0	0	0	.333
Feb 22	vs TCU	*dh	3	1	2	0	0	0	0	0	0	0	1	0	0	0	0	0	0	0	.417
Feb 25	SE MISSOURI ST	*1b	5	1	1	1	0	0	1	0	0	0	0	0	0	0	3	10	2	0	.353
Feb 26	SE MISSOURI ST	*1b	4	1	1	0	0	1	0	0	0	0	0	0	0	0	1	13	1	0	.333
Feb 27	SE MISSOURI ST	*1b	5	0	1	1	0	0	0	0	0	0	0	0	0	0	2	8	0	0	.308
Feb 28	SE MISSOURI ST	*1b	2	3	2	2	1	0	1	1	1	0	0	0	0	0	0	6	1	0	.357
Mar 05	MURRAY STATE	*1b	4	0	0	0	0	0	0	0	0	0	0	0	0	0	3	4	0	0	.312
Mar 06	MURRAY STATE	*1b	4	3	2	2	0	0	1	1	0	0	0	0	0	0	0	5	1	0	.333
Mar 07	MURRAY STATE	*of	2	0	0	1	0	0	0	1	0	0	0	0	1	0	1	2	0	0	.316
Mar 12	at Louisiana Tech	*1b	3	1	1	1	0	0	0	1	1	0	0	1	0	0	2	9	1	1	.317
Mar 13	at Louisiana Tech	*1b	4	0	2	3	2	0	0	0	0	0	1	0	0	0	1	8	1	0	.333
Mar 14	at Louisiana Tech	*1b	4	0	0	0	0	0	0	0	0	0	0	0	0	0	2	9	1	0	.306
Mar 16	OKLAHOMA	*1b	4	1	3	4	0	0	1	0	0	0	0	0	0	0	0	10	0	0	.340
Mar 19	ALABAMA	*1b	2	0	0	0	0	0	0	0	0	0	0	0	0	0	0	3	0	0	.327
Mar 20	ALABAMA	*1b	4	1	1	0	0	0	0	0	0	0	0	0	0	0	2	10	1	0	.322
Mar 21	ALABAMA	*1b	4	1	1	1	0	0	1	0	0	0	0	0	0	0	1	9	0	0	.317
Mar 23	MEMPHIS	*1b	6	2	1	0	0	0	0	0	0	0	0	0	0	0	1	9	0	0	.304
Mar 26	at Mississippi State	*1b	5	0	2	2	0	0	0	0	0	0	0	0	0	0	1	10	0	0	.311
Mar 27	at Mississippi State	*1b	5	2	3	0	1	0	0	0	0	0	0	0	0	0	1	5	0	0	.329
Mar 28	at Mississippi State	*1b	3	1	0	0	0	0	0	2	0	0	0	0	0	0	2	10	1	0	.317
Mar 30	CENTRAL ARKAN	*of	5	1	1	3	0	1	0	0	0	0	0	0	1	0	2	2	0	0	.310
Apr 01	AUBURN	*1b	3	0	0	0	0	0	0	0	0	0	0	0	0	0	2	7	0	0	.300
Apr 02	AUBURN	*1b	4	0	1	0	0	0	0	0	0	0	0	0	0	0	2	8	1	0	.298
Apr 03	AUBURN	*1b	4	0	2	1	0	0	0	0	0	0	0	0	1	0	0	12	0	0	.306
Apr 06	LITTLE ROCK	*1b	4	1	1	0	0	0	0	0	0	0	0	0	0	0	0	8	1	0	.304
Apr 07	LITTLE ROCK	*1b	5	1	2	5	0	0	1	0	0	0	0	0	0	0	0	9	1	0	.308
Apr 10	at Ole Miss-1	*1b	3	1	0	0	0	0	0	2	0	0	0	0	0	0	2	5	0	0	.300
Apr 10	at Ole Miss-2	ph/1	2	0	1	0	0	0	0	0	0	0	0	0	0	0	1	1	0	0	.304
Apr 11	at Ole Miss	*1b	6	1	1	2	1	0	0	0	0	0	0	0	0	0	1	9	0	0	.297
Apr 13	UA PINE BLUFF	*1b	3	0	0	2	0	0	0	0	0	0	0	0	2	0	0	5	0	0	.289
Apr 14	UA PINE BLUFF	*of	3	2	2	5	0	0	2	0	0	0	0	0	0	0	0	1	0	0	.298
Apr 17	TEXAS A&M-1	*1b	4	2	3	4	1	0	1	1	0	0	0	0	0	0	0	6	0	0	.312
Apr 17	TEXAS A&M-2	*1b	3	0	1	0	0	0	0	1	0	0	0	0	0	1	0	9	0	0	.313
Apr 18	TEXAS A&M	*1b	5	0	3	1	0	0	0	0	0	0	0	0	0	0	1	8	0	0	.324
Apr 22	at South Carolina	*1b	5	0	2	1	1	0	0	0	0	0	0	0	0	0	0	10	0	0	.326
Apr 23	at South Carolina-1	*1b	3	0	0	1	0	0	0	0	0	0	0	0	1	0	2	5	0	0	.319
Apr 23	at South Carolina-2	*1b	5	0	0	0	0	0	0	0	0	0	0	0	0	0	2	8	0	0	.309
Apr 30	at Louisiana State	*1b	4	2	2	2	0	0	0	0	0	0	0	0	0	0	2	6	0	0	.314
May 01	at Louisiana State-	*1b	5	2	1	1	1	0	0	0	0	0	1	0	0	0	0	10	0	0	.310
May 01	at Louisiana State-	*1b	3	2	1	0	0	1	0	1	0	0	0	0	0	0	2	6	1	0	.311
May 07	GEORGIA	*1b	4	0	1	0	0	0	0	0	0	0	0	0	0	0	1	7	2	0	.309
May 08	GEORGIA	*1b	2	1	0	1	0	0	0	2	0	0	0	0	0	0	0	3	2	0	.305
May 09	GEORGIA	*1b	3	0	0	0	0	0	0	1	0	0	0	0	0	0	1	8	1	0	.300
May 11	ARKANSAS STAT	*1b	3	2	1	1	1	0	0	2	0	0	0	0	0	0	0	6	0	0	.301
May 14	at Tennessee	*1b	4	2	3	2	1	0	1	0	0	0	0	0	0	0	0	9	0	0	.311
May 15	at Tennessee	*1b	5	0	0	0	0	0	0	0	0	0	0	0	0	0	2	5	0	1	.302
May 16	at Tennessee	*1b	4	2	2	0	1	0	0	0	0	0	0	0	0	0	0	9	0	0	.306
May 20	FLORIDA	*1b	4	1	0	0	0	0	0	1	0	0	0	0	0	0	2	5	0	0	.300
May 21	FLORIDA	*1b	4	0	0	0	0	0	0	0	0	0	0	0	0	0	3	5	0	0	.294
May 22	FLORIDA	*1b	4	2	2	5	0	0	2	0	0	0	0	0	0	0	0	8	0	0	.298
May 26	vs Georgia	*1b	2	0	1	1	0	0	0	0	0	0	0	0	0	0	0	1	0	0	.300
Jun 06	NEBRASKA	*1b	4	0	0	0	0	0	0	0	0	0	0	0	0	0	4	6	3	0	.294
Totals		52gs	204	46	60	60	11	3	13	17	2	0	4	1	6	1	59	347	22	2	.294

On base pct. .351 • Slugging pct. .569



III INDIVIDUAL GAME-BY-GAME

#14 Cullen Smith - 47 games (All games)

Date	Opponent	Pos	AB	R	H	RBI	2B	3B	HR	BB	SB	CS	HBP	SAC	SF	GDP	K	PO	A	E	Avg
Feb 20	vs Texas Tech	*1b	4	2	1	1	0	0	0	2	0	0	0	0	0	0	0	5	0	0	.250
Feb 21	vs Texas	*1b	3	2	1	0	0	0	0	0	0	0	1	0	0	0	1	4	0	0	.286
Feb 22	vs TCU	*1b	3	0	1	1	0	0	0	1	0	1	0	0	0	0	1	5	0	0	.300
Feb 25	SE MISSOURI ST	*3b	3	0	1	1	0	0	0	1	0	0	0	0	1	0	0	0	3	0	.308
Feb 26	SE MISSOURI ST	*3b	4	0	1	0	0	0	0	0	0	0	0	0	0	0	2	0	1	0	.294
Feb 27	SE MISSOURI ST	*3b	3	2	1	0	1	0	0	1	0	0	0	0	0	0	0	0	0	0	.300
Feb 28	SE MISSOURI ST	*3b	3	1	1	1	1	0	0	0	0	0	0	0	0	0	1	0	3	0	.304
Mar 05	MURRAY STATE	*3b	1	0	0	0	0	0	0	2	1	0	1	0	0	0	1	0	1	0	.292
Mar 06	MURRAY STATE	*3b	3	1	2	3	0	0	1	1	0	1	0	0	0	0	0	3	0	0	.333
Mar 07	MURRAY STATE	*1b	2	0	0	1	0	0	0	1	0	0	0	0	1	0	0	5	0	0	.310
Mar 12	at Louisiana Tech	*3b	4	0	0	0	0	0	0	0	0	0	0	0	0	0	4	0	1	0	.273
Mar 13	at Louisiana Tech	*3b	2	1	1	0	0	0	0	2	1	0	0	0	0	0	0	0	0	0	.286
Mar 14	at Louisiana Tech	*3b	2	0	0	0	0	0	0	0	0	0	1	0	0	0	1	4	0	0	.270
Mar 16	OKLAHOMA	*3b	4	0	0	0	0	0	0	0	0	0	0	0	0	0	2	0	2	0	.244
Mar 19	ALABAMA	*3b/1	4	0	2	0	0	0	0	0	0	0	0	0	0	0	0	5	0	1	.267
Mar 20	ALABAMA	*3b	2	2	1	1	1	0	0	1	0	0	0	0	1	0	0	1	2	0	.277
Mar 21	ALABAMA	*3b	3	0	1	0	0	0	0	1	0	0	0	0	0	0	0	0	3	0	.280
Mar 24	MEMPHIS	*3b	4	2	1	0	0	0	0	1	0	0	0	0	0	0	0	1	4	0	.278
Mar 26	at Mississippi State	*3b	4	1	0	0	0	0	0	1	0	0	0	0	0	0	1	0	1	0	.259
Mar 27	at Mississippi State	*3b	3	2	1	2	0	0	1	1	0	0	0	0	1	0	1	0	0	1	.262
Apr 01	AUBURN	*3b	2	0	0	0	0	0	0	0	0	0	0	0	0	0	0	1	0	2	.254
Apr 02	AUBURN	ph/3	0	0	0	1	0	0	0	1	0	0	0	0	1	0	0	0	1	0	.254
Apr 03	AUBURN	*3b	2	0	0	0	0	0	0	0	0	0	0	0	0	0	0	0	1	0	.246
Apr 07	LITTLE ROCK	*3b	3	1	0	0	0	0	0	1	0	0	0	0	0	0	2	0	0	0	.235
Apr 11	at Ole Miss	*3b	2	3	2	3	0	0	1	3	0	0	0	0	0	0	0	1	1	0	.257
Apr 14	UA PINE BLUFF	*2b	4	4	2	3	0	0	2	2	0	0	0	0	0	0	1	3	0	1	.270
Apr 17	TEXAS A&M-1	*3b	2	1	0	1	0	0	0	2	0	0	0	0	1	0	0	0	2	0	.263
Apr 18	TEXAS A&M	*3b	3	1	1	0	0	0	0	0	0	0	1	0	0	0	1	0	1	0	.266
Apr 23	at South Carolina-1	*3b	4	1	1	1	0	0	1	0	0	0	0	0	0	0	1	0	2	0	.265
Apr 30	at Louisiana State	*3b	2	0	0	0	0	0	0	0	0	1	0	0	0	0	0	1	1	0	.259
May 01	at Louisiana State-	*3b	5	1	2	2	1	0	0	0	0	0	0	0	0	0	0	0	4	0	.267
May 01	at Louisiana State-	ph/3	1	0	0	0	0	0	0	0	0	0	0	0	0	0	0	0	0	0	.264
May 08	GEORGIA	*3b	2	0	0	0	0	0	0	0	0	0	0	0	0	0	1	0	1	0	.258
May 11	ARKANSAS STAT	*3b	4	0	2	1	2	0	0	0	0	0	0	0	0	0	0	0	2	1	.268
May 14	at Tennessee	*3b	4	0	1	0	0	0	0	0	0	0	0	0	0	0	0	0	2	1	.267
May 15	at Tennessee	*3b	3	1	2	0	0	0	0	0	0	0	0	0	0	0	0	1	2	0	.279
May 16	at Tennessee	*3b	2	0	0	0	0	0	0	1	0	0	0	0	0	0	1	0	3	0	.274
May 20	FLORIDA	*3b	2	0	0	0	0	0	0	0	0	0	0	0	0	0	2	0	1	0	.269
May 21	FLORIDA	*3b	3	0	2	0	0	0	0	1	0	0	0	0	0	0	1	0	2	0	.279
May 22	FLORIDA	*3b	2	1	1	0	0	0	0	2	0	0	0	0	0	0	0	1	2	0	.283
May 26	vs Georgia	*3b/1	4	2	2	2	1	0	1	1	0	0	0	0	0	0	0	3	0	0	.291
May 27	vs Vanderbilt	*1b	3	0	1	1	0	0	0	1	0	0	0	0	0	0	1	8	0	0	.292
May 29	vs Ole Miss	*1b	4	1	1	2	0	0	1	0	0	0	0	0	0	0	0	6	1	0	.290
May 30	vs Tennessee	*1b	3	2	1	2	0	0	1	1	0	0	0	0	0	1	0	3	2	0	.291
Jun 04	NJIT	*1b	5	1	1	1	0	0	1	0	0	0	0	0	0	0	1	6	0	0	.288
Jun 05	NEBRASKA	*1b	4	0	0	0	0	0	0	1	0	0	0	0	0	0	1	9	0	0	.279
Jun 06	NEBRASKA	*3b	3	0	0	0	0	0	0	1	0	0	0	0	0	0	0	0	0	1	.273
Totals		45gs	139	36	38	31	7	0	10	34	2	3	4	0	6	1	28	70	59	8	.273

On base pct. .415 • Slugging pct. .540

#55 Gabriel Starks - 4 appearances (All games)

Date	Opponent	GS	IP	H	R	ER	BB	SO	2B	3B	HR	WP	BK	HBP	IBB	Score	W-L	Sv	ERA	NP
Feb 27	SE MISSOURI ST		1.0	1	1	1	0	1	0	0	0	0	0	0	0	9-3	0-0	0	9.00	17
Mar 30	CENTRAL ARKAN		1.0	0	0	0	0	2	0	0	0	0	0	0	0	21-8	0-0	0	4.50	14
Apr 07	LITTLE ROCK		1.0	1	0	0	0	1	0	0	0	0	0	0	0	10-3	0-0	0	3.00	20
Apr 13	UA PINE BLUFF		1.0	1	3	3	3	2	0	1	0	0	0	0	0	12-4	0-0	0	9.00	34
Totals		0	4.0	3	4	4	3	6	0	1	0	0	0	0	0	52-18	0-0	0	9.00	-

#39 Evan Taylor - 1 game (All games)

Date	Opponent	Pos	AB	R	H	RBI	2B	3B	HR	BB	SB	CS	HBP	SAC	SF	GDP	K	PO	A	E	Avg
Apr 14	UA PINE BLUFF	p	0	0	0	0	0	0	0	0	0	0	0	0	0	0	0	0	1	0	.000
Totals		0gs	0	0	0	0	0	0	0	0	0	0	0	0	0	0	0	0	1	0	.000

On base pct. .000 • Slugging pct. .000

#39 Evan Taylor - 7 appearances (All games)

Date	Opponent	GS	IP	H	R	ER	BB	SO	2B	3B	HR	WP	BK	HBP	IBB	Score	W-L	Sv	ERA	NP
Feb 22	vs TCU		0.2	0	0	0	0	0	0	0	0	0	0	0	0	4-1	0-0	0	0.00	2
Feb 26	SE MISSOURI ST		0.1	0	0	0	2	0	0	0	0	2	0	0	0	7-3	0-0	0	0.00	16
Mar 16	OKLAHOMA		0.1	0	0	0	0	1	0	0	0	0	0	0	0	5-8	0-0	0	0.00	4
Mar 19	ALABAMA		2.0	5	5	5	1	1	1	0	2	0	0	0	0	1-16	0-0	0	13.50	38
Mar 30	CENTRAL ARKAN		1.0	1	0	0	0	1	0	0	0	0	0	0	0	21-8	0-0	0	10.38	15
Apr 14	UA PINE BLUFF		1.0	0	0	0	0	1	0	0	0	0	0	0	0	26-1	0-0	0	8.44	8
May 08	GEORGIA		0.1	0	0	0	0	0	0	0	0	0	0	0	0	3-7	0-0	0	7.94	2
Totals		0	5.2	6	5	5	3	4	1	0	2	2	0	0	0	67-44	0-0	0	7.94	-

#48 Heston Tole - 2 games (All games)

Date	Opponent	Pos	AB	R	H	RBI	2B	3B	HR	BB	SB	CS	HBP	SAC	SF	GDP	K	PO	A	E	Avg
Apr 14	UA PINE BLUFF	pr	0	1	0	0	0	0	0	0	0	0	0	0	0	0	0	0	0	0	.000
May 29	vs Ole Miss	p	0	0	0	0	0	0	0	0	0	0	0	0	0	0	0	1	0	0	.000
Totals		ogs	0	1	0	0	0	0	0	0	0	0	0	0	0	0	0	1	0	0	.000

On base pct. .000 • Slugging pct. .000

#48 Heston Tole - 9 appearances (All games)

Date	Opponent	GS	IP	H	R	ER	BB	SO	2B	3B	HR	WP	BK	HBP	IBB	Score	W-L	Sv	ERA	NP
Apr 07	LITTLE ROCK		1.0	0	0	0	0	1	0	0	0	0	0	0	0	10-3	0-0	0	0.00	6
Apr 13	UA PINE BLUFF		1.0	0	0	0	0	3	0	0	0	1	0	2	0	12-4	0-0	0	0.00	19
Apr 17	TEXAS A&M-1		1.0	1	0	0	0	2	0	0	0	0	0	0	0	13-0	0-0	0	0.00	11
May 08	GEORGIA		0.2	0	0	0	0	1	0	0	0	0	0	1	0	3-7	0-0	0	0.00	11
May 11	ARKANSAS STAT		1.0	0	0	0	0	1	0	0	0	0	0	0	0	8-4	0-0	0	0.00	10
May 22	FLORIDA		1.0	1	1	1	0	1	0	0	0	0	0	1	0	9-3	0-0	0	1.59	9
May 26	vs Georgia		2.0	1	0	0	0	4	0	0	0	0	0	0	0	11-2	0-0	0	1.17	23
May 29	vs Ole Miss		1.2	1	0	0	1	2	0	0	0	0	0	0	0	3-2	1-0	0	0.96	27
Jun 04	NJIT		0.2	4	2	2	0	1	0	0	0	0	0	1	0	13-8	1-0	0	2.70	19
Totals		0	10.0	8	3	3	1	16	0	0	0	1	0	5	0	82-33	1-0	0	2.70	-

#20 Elijah Trest - 3 games (All games)

Date	Opponent	Pos	AB	R	H	RBI	2B	3B	HR	BB	SB	CS	HBP	SAC	SF	GDP	K	PO	A	E	Avg
Feb 20	vs Texas Tech	p	0	0	0	0	0	0	0	0	0	0	0	0	0	0	0	0	1	0	.000
Mar 06	MURRAY STATE	p	0	0	0	0	0	0	0	0	0	0	0	0	0	0	0	0	1	0	.000
Apr 07	LITTLE ROCK	p	0	0	0	0	0	0	0	0	0	0	0	0	0	0	0	0	1	0	.000
Totals		ogs	0	0	0	0	0	0	0	0	0	0	0	0	0	0	0	1	3	0	.000

On base pct. .000 • Slugging pct. .000

#20 Elijah Trest - 10 appearances (All games)

Date	Opponent	GS	IP	H	R	ER	BB	SO	2B	3B	HR	WP	BK	HBP	IBB	Score	W-L	Sv	ERA	NP
Feb 20	vs Texas Tech		3.0	2	1	1	1	4	1	0	1	0	1	1	0	13-9	1-0	0	3.00	50
Mar 06	MURRAY STATE		1.2	2	1	1	1	1	0	0	0	1	0	0	0	11-6	1-0	0	3.86	29
Mar 12	at Louisiana Tech		0.2	1	0	0	0	0	0	0	0	0	0	0	0	9-7	1-0	0	3.38	11
Mar 16	OKLAHOMA		2.0	0	1	0	1	2	0	0	0	0	0	1	0	5-8	1-0	0	2.45	32
Mar 23	MEMPHIS		1.0	0	0	0	0	2	0	0	0	0	0	0	0	14-1	1-0	0	2.16	19
Mar 30	CENTRAL ARKAN		1.1	3	1	1	2	1	1	0	0	1	0	0	0	21-8	1-0	0	2.79	35
Apr 07	LITTLE ROCK		2.0	1	1	1	1	2	0	0	1	0	0	0	0	10-3	1-0	0	3.09	28
Apr 10	at Ole Miss-2		1.0	1	0	0	0	1	1	0	0	0	0	0	0	6-13	1-0	0	2.84	16
Apr 14	UA PINE BLUFF		1.0	1	1	0	1	1	0	0	0	0	0	0	0	26-1	1-0	0	2.63	18
May 11	ARKANSAS STAT		0.2	1	1	1	1	1	1	0	0	0	0	1	0	8-4	1-0	0	3.14	14
Totals		0	14.1	12	7	5	8	15	4	0	2	2	1	3	0	123-60	1-0	0	3.14	-



III INDIVIDUAL GAME-BY-GAME

#88 Zebulon Vermillion - 3 games (All games)

Date	Opponent	Pos	AB	R	H	RBI	2B	3B	HR	BB	SB	CS	HBP	SAC	SF	GDP	K	PO	A	E	Avg
Feb 26	SE MISSOURI ST	*p	0	0	0	0	0	0	0	0	0	0	0	0	0	0	0	0	1	0	.000
Mar 13	at Louisiana Tech	*p	0	0	0	0	0	0	0	0	0	0	0	0	0	0	0	0	1	0	.000
Mar 20	ALABAMA	*p	0	0	0	0	0	0	0	0	0	0	0	0	0	0	0	1	0	0	.000
Totals		3gs	0	0	0	0	0	0	0	0	0	0	0	0	0	0	0	1	2	0	.000

On base pct. .000 • Slugging pct. .000

#88 Zebulon Vermillion - 15 appearances (All games)

Date	Opponent	GS	IP	H	R	ER	BB	SO	2B	3B	HR	WP	BK	HBP	IBB	Score	W-L	Sv	ERA	NP	
Feb 20	vs Texas Tech	*	4.0	3	2	2	2	4	1	0	0	0	0	0	1	0	13-9	0-0	0	4.50	59
Feb 26	SE MISSOURI ST	*	3.0	2	2	2	4	1	0	0	0	0	0	0	0	0	7-3	0-0	0	5.14	61
Mar 06	MURRAY STATE		2.1	2	0	0	0	1	0	0	0	0	0	0	0	0	11-6	0-0	1	3.86	29
Mar 13	at Louisiana Tech	*	8.0	3	1	1	3	2	0	0	0	0	0	0	0	0	8-1	1-0	1	2.60	87
Mar 20	ALABAMA	*	8.0	1	1	1	2	4	0	0	0	1	0	0	0	0	9-1	2-0	1	2.13	101
Mar 27	at Mississippi State	*	3.1	7	4	4	1	3	3	0	1	1	0	1	0	0	11-5	2-0	1	3.14	50
Apr 02	AUBURN	*	2.2	6	3	3	0	0	0	0	1	0	0	0	0	0	6-5	2-0	1	3.73	42
Apr 10	at Ole Miss-1		1.2	3	0	0	0	4	0	0	0	0	0	0	0	0	7-3	2-0	1	3.55	28
Apr 23	at South Carolina-1		2.0	5	3	3	1	2	1	0	0	0	0	0	0	0	2-6	2-0	1	4.11	45
May 01	at Louisiana State-		2.0	3	2	2	1	2	0	0	0	0	0	0	0	0	4-5	2-0	1	4.38	33
May 08	GEORGIA		1.0	4	2	2	0	2	0	0	0	0	0	0	0	0	3-7	2-0	1	4.74	30
May 11	ARKANSAS STAT		0.1	0	0	0	0	0	0	0	0	0	0	0	0	0	8-4	2-0	1	4.70	4
May 16	at Tennessee		1.0	1	0	0	1	1	0	0	0	0	0	0	0	0	3-2	2-0	1	4.58	20
May 22	FLORIDA		1.0	0	0	0	0	2	0	0	0	0	0	0	0	0	9-3	3-0	1	4.46	17
May 29	vs Ole Miss		0.0	1	1	1	0	0	0	0	0	1	0	0	0	0	3-2	3-0	1	4.69	3
Totals		6	40.1	41	21	21	15	28	5	0	2	3	0	2	0	0	104-62	3-0	1	4.69	

#7 Cayden Wallace - 56 games (All games)

Date	Opponent	Pos	AB	R	H	RBI	2B	3B	HR	BB	SB	CS	HBP	SAC	SF	GDP	K	PO	A	E	Avg
Feb 20	vs Texas Tech	*of/3b	4	2	1	0	0	0	0	1	0	0	0	0	0	0	1	3	0	0	.250
Feb 21	vs Texas	*of	3	0	0	0	0	0	0	1	0	0	0	0	0	0	1	1	0	0	.143
Feb 22	vs TCU	*of/3b	3	0	0	0	0	0	0	1	0	0	0	0	0	0	1	1	0	0	.100
Feb 25	SE MISSOURI ST	*of	3	1	0	0	0	0	0	2	0	0	0	0	0	0	1	1	0	0	.077
Feb 26	SE MISSOURI ST	*of	4	1	1	2	0	0	1	0	0	0	0	0	0	0	1	1	0	0	.118
Feb 27	SE MISSOURI ST	*of	5	0	1	0	1	0	0	0	0	0	0	0	0	0	1	0	0	0	.136
Feb 28	SE MISSOURI ST	*of	3	2	1	1	0	1	0	0	0	0	0	0	0	0	1	0	0	0	.200
Mar 05	MURRAY STATE	*of	4	0	0	1	0	0	0	0	0	0	0	0	1	0	1	2	0	0	.172
Mar 06	MURRAY STATE	*of	5	1	1	0	1	0	0	0	0	0	0	0	0	0	1	2	0	0	.176
Mar 12	at Louisiana Tech	*of	3	3	2	1	1	0	1	1	0	0	1	0	0	0	0	1	0	0	.216
Mar 13	at Louisiana Tech	*of	4	2	3	2	0	0	1	1	0	0	0	0	0	0	0	4	0	0	.268
Mar 14	at Louisiana Tech	*of	4	0	0	0	0	0	0	0	0	0	0	0	0	0	1	1	0	0	.244
Mar 16	OKLAHOMA	*of	4	1	1	0	0	0	0	0	0	0	0	0	0	0	2	1	0	0	.245
Mar 19	ALABAMA	*of	4	0	0	0	0	0	0	0	0	0	0	0	0	0	3	0	0	0	.226
Mar 20	ALABAMA	*of	4	0	3	0	0	0	0	0	0	0	0	0	0	0	1	1	0	0	.263
Mar 21	ALABAMA	*of	4	1	1	0	0	0	0	0	0	0	0	0	0	0	1	1	0	0	.262
Mar 23	MEMPHIS	*3b	5	1	3	3	0	0	1	1	0	0	0	0	0	0	1	1	3	0	.288
Mar 24	MEMPHIS	*dh	2	1	1	0	0	0	0	2	0	0	1	0	0	0	0	0	0	0	.294
Mar 26	at Mississippi State	*of	4	1	1	1	0	0	1	1	0	0	0	0	0	0	0	1	0	0	.292
Mar 27	at Mississippi State	*of	5	1	2	0	0	0	0	0	0	0	0	0	0	0	2	3	0	0	.299
Mar 28	at Mississippi State	*of	5	1	1	0	0	0	0	0	0	0	0	0	0	0	2	0	0	0	.293
Apr 01	AUBURN	*of	4	0	2	0	0	0	0	0	0	0	0	0	0	0	0	0	0	0	.302
Apr 02	AUBURN	*of	3	2	1	0	0	0	0	1	0	0	0	0	0	1	0	2	0	0	.303
Apr 03	AUBURN	*of	4	1	3	1	0	0	0	1	0	0	0	0	0	0	1	4	0	0	.323
Apr 06	LITTLE ROCK	*of	3	1	1	1	0	0	1	1	0	0	0	0	0	0	1	0	0	0	.323
Apr 07	LITTLE ROCK	*of	5	0	0	0	0	0	0	0	0	0	0	0	0	0	0	2	0	0	.307
Apr 10	at Ole Miss-1	*of	4	0	1	2	1	0	0	1	0	0	0	0	0	0	1	1	0	0	.305
Apr 10	at Ole Miss-2	*of	5	1	1	1	1	0	0	0	0	0	0	0	0	0	1	2	0	0	.300
Apr 11	at Ole Miss	*of	6	1	2	3	0	0	1	1	0	0	0	0	0	2	1	0	0	0	.302
Apr 14	UA PINE BLUFF	*3b	4	2	1	1	0	0	0	1	0	0	0	0	1	0	0	1	1	0	.300
Apr 17	TEXAS A&M-1	*of	4	2	3	2	1	0	0	1	0	0	0	0	0	0	1	2	0	0	.315
Apr 17	TEXAS A&M-2	*of	5	0	1	0	0	0	0	0	0	0	0	0	0	0	1	5	0	0	.310
Apr 18	TEXAS A&M	*of	6	0	2	2	1	0	0	0	0	0	0	0	0	0	2	1	0	0	.311
Apr 22	at South Carolina	*of	5	1	1	0	0	0	0	0	0	0	0	0	0	0	2	1	0	0	.307
Apr 23	at South Carolina-1	*of	3	0	0	0	0	0	0	1	0	0	0	0	0	0	1	6	0	0	.301
Apr 23	at South Carolina-2	*of	5	1	2	2	0	0	1	0	0	0	0	0	0	0	1	1	0	0	.304
Apr 30	at Louisiana State	*of	3	1	0	0	0	0	0	1	0	0	0	0	0	0	1	6	0	0	.298
May 01	at Louisiana State-	*of	5	1	3	1	0	0	0	0	0	0	0	0	0	0	0	0	0	0	.308
May 01	at Louisiana State-	*of	4	1	1	0	0	0	0	0	0	0	0	0	1	0	0	2	0	0	.306
May 07	GEORGIA	*of	4	1	2	0	0	0	0	0	0	0	0	0	0	0	0	1	0	0	.311
May 08	GEORGIA	*of	4	0	0	0	0	0	0	0	0	0	1	0	0	0	2	2	0	0	.304
May 09	GEORGIA	*of	4	0	1	0	0	0	0	0	0	0	0	0	0	0	0	3	0	0	.302
May 11	ARKANSAS STAT	*of	3	2	1	4	0	0	1	1	0	0	1	0	0	0	2	1	0	0	.303
May 14	at Tennessee	*of	4	1	2	1	0	0	0	0	0	0	0	0	0	0	1	2	0	0	.307
May 15	at Tennessee	*of	5	0	1	0	0	0	0	0	0	0	0	0	0	0	1	1	0	0	.304
May 16	at Tennessee	*of	4	0	1	0	1	0	0	0	0	0	0	0	0	0	0	2	0	0	.303
May 20	FLORIDA	*of	4	2	3	4	0	0	2	1	0	0	0	0	0	0	1	1	0	0	.312
May 21	FLORIDA	*of	3	0	0	0	0	0	0	1	0	0	0	0	0	0	1	1	0	0	.308
May 22	FLORIDA	*of	3	2	1	0	0	0	0	0	0	0	1	0	0	0	2	1	0	0	.308
May 26	vs Georgia	*of	2	1	0	2	0	0	0	3	0	0	0	0	0	0	2	1	0	0	.305
May 27	vs Vanderbilt	*3b/of	4	0	0	0	0	0	0	0	0	0	0	0	0	0	2	1	0	0	.299
May 29	vs Ole Miss	*3b/of	5	1	1	0	1	0	0	0	0	0	0	0	0	0	3	1	1	0	.297
May 30	vs Tennessee	*3b/of	4	1	0	0	0	0	0	0	0	0	1	0	0	0	1	2	1	0	.291
Jun 04	NJIT	*3b/of	5	1	1	3	0	0	1	0	0	0	0	0	0	0	0	0	2	0	.289
Jun 05	NEBRASKA	*3b/of	2	1	0	1	0	0	0	2	0	0	0	0	1	0	0	0	1	0	.286
Jun 06	NEBRASKA	*of	4	1	1	1	0	0	0	0	0	0	0	0	0	0	1	3	1	0	.286
Totals		56gs	224	48	64	43	10	0	13	28	0	0	6	0	3	5	55	84	10	0	.286

On base pct. .375 • Slugging pct. .504



||| INDIVIDUAL GAME-BY-GAME

#8 Braydon Webb - 45 games (All games)

Date	Opponent	Pos	AB	R	H	RBI	2B	3B	HR	BB	SB	CS	HBP	SAC	SF	GDP	K	PO	A	E	Avg
Feb 20	vs Texas Tech	*of	5	0	1	2	0	0	0	1	1	0	0	0	0	0	1	1	0	0	.200
Feb 21	vs Texas	*of	3	0	0	0	0	0	0	1	0	0	0	0	0	0	2	2	0	0	.125
Feb 22	vs TCU	*of	2	0	0	0	0	0	0	1	0	0	1	0	0	0	2	1	0	0	.100
Feb 25	SE MISSOURI ST	*dh	4	0	0	0	0	0	0	0	0	0	1	0	0	0	2	0	0	0	.071
Feb 26	SE MISSOURI ST	*of/of	2	0	0	0	0	0	0	0	1	0	2	0	0	0	0	2	0	0	.062
Feb 27	SE MISSOURI ST	pr	0	0	0	0	0	0	0	0	0	0	0	0	0	0	0	0	0	0	.062
Mar 05	MURRAY STATE	*of	2	0	0	0	0	0	0	1	1	0	0	0	0	0	2	1	0	0	.056
Mar 06	MURRAY STATE	of	0	0	0	0	0	0	0	0	0	0	0	0	0	0	0	2	0	0	.056
Mar 12	at Louisiana Tech	*of	2	0	0	0	0	0	0	0	0	0	0	0	0	0	0	1	0	0	.050
Mar 13	at Louisiana Tech	ph/of	1	0	0	0	0	0	0	0	0	0	0	0	0	0	0	0	0	0	.048
Mar 14	at Louisiana Tech	*of	3	0	0	0	0	0	0	0	0	0	0	0	0	0	1	1	0	0	.042
Mar 20	ALABAMA	*of	4	2	1	0	1	0	0	0	0	0	0	0	0	0	2	3	0	0	.071
Mar 21	ALABAMA	*of	3	0	0	0	0	0	0	1	0	0	0	0	0	0	1	0	0	0	.065
Mar 23	MEMPHIS	*of	1	3	1	1	0	0	1	4	1	0	1	0	0	0	0	2	0	0	.094
Mar 24	MEMPHIS	*of	3	3	1	0	1	0	0	3	0	0	0	0	0	0	2	4	0	0	.114
Mar 26	at Mississippi State	*of	4	2	1	0	0	0	0	1	1	0	0	0	0	0	2	3	0	0	.128
Mar 27	at Mississippi State	*of	5	2	1	1	0	0	1	1	0	0	0	0	0	0	4	2	0	0	.136
Mar 28	at Mississippi State	*of	4	0	0	1	0	0	0	1	0	0	0	0	0	0	2	1	0	0	.125
Apr 01	AUBURN	*of	3	1	1	1	0	0	1	0	0	0	0	0	0	0	1	3	1	0	.137
Apr 02	AUBURN	*of	2	0	0	0	0	0	0	0	0	0	0	0	0	0	1	4	0	0	.132
Apr 03	AUBURN	pr	0	1	0	0	0	0	0	0	0	0	0	0	0	0	0	0	0	0	.132
Apr 10	at Ole Miss-1	pr/of	2	0	0	0	0	0	0	0	0	0	0	0	0	0	2	0	0	0	.127
Apr 10	at Ole Miss-2	*of	3	0	1	0	0	0	0	0	0	0	0	0	0	0	2	2	0	0	.138
Apr 11	at Ole Miss	*of	2	3	1	2	0	0	1	3	0	0	0	1	0	0	1	1	0	0	.150
Apr 17	TEXAS A&M-1	pr/of	1	1	0	0	0	0	0	0	0	0	0	0	0	0	1	1	0	0	.148
Apr 17	TEXAS A&M-2	of	0	0	0	0	0	0	0	0	0	0	1	0	0	0	0	0	0	0	.148
Apr 18	TEXAS A&M	pr	0	0	0	0	0	0	0	0	0	0	0	0	0	0	0	0	0	0	.148
Apr 22	at South Carolina	pr/of	0	1	0	0	0	0	0	0	0	0	0	0	0	0	0	0	0	0	.148
Apr 23	at South Carolina-1	ph	1	0	1	0	1	0	0	0	0	0	0	0	0	0	0	0	0	0	.161
Apr 30	at Louisiana State	of	2	0	0	0	0	0	0	0	0	0	0	0	0	0	2	0	0	0	.156
May 01	at Louisiana State-	*of	3	0	0	0	0	0	0	0	0	0	0	0	0	0	1	2	0	0	.149
May 07	GEORGIA	pr/of	0	1	0	0	0	0	0	0	0	0	0	0	0	0	0	0	0	0	.149
May 09	GEORGIA	pr/of	1	1	0	0	0	0	0	0	0	0	0	0	0	0	0	0	0	0	.147
May 11	ARKANSAS STAT	of	0	0	0	0	0	0	0	0	0	0	0	0	0	0	0	0	0	0	.147
May 14	at Tennessee	of	0	0	0	0	0	0	0	0	1	0	1	0	0	0	0	2	0	0	.147
May 15	at Tennessee	*of	4	1	2	3	0	0	1	0	0	0	0	1	0	0	2	2	0	0	.167
May 16	at Tennessee	pr/of	0	0	0	0	0	0	0	0	0	0	0	0	0	0	0	0	0	0	.167
May 20	FLORIDA	of	2	1	1	0	1	0	0	0	0	0	0	0	0	0	0	1	0	0	.176
May 21	FLORIDA	*of	4	0	1	0	0	0	0	0	0	0	0	0	0	0	3	1	0	1	.179
May 27	vs Vanderbilt	of	1	0	0	0	0	0	0	0	0	0	0	0	0	0	0	0	0	0	.177
May 29	vs Ole Miss	pr/of	0	0	0	0	0	0	0	0	0	0	0	0	0	0	0	0	0	0	.177
May 30	vs Tennessee	of	1	0	0	0	0	0	0	0	0	0	0	0	0	0	0	0	0	0	.175
Jun 04	NJIT	*of	2	2	1	3	0	0	1	2	0	0	0	0	0	0	0	1	0	0	.183
Jun 05	NEBRASKA	*of	3	0	1	1	0	0	0	0	0	0	1	0	0	0	1	1	0	0	.188
Jun 06	NEBRASKA	pr	0	0	0	0	0	0	0	0	0	0	0	0	0	0	0	0	0	0	.188
Totals		24gs	85	25	16	15	4	0	6	20	6	0	8	2	0	0	40	47	1	1	.188

On base pct. .389 • Slugging pct. .447

#19 Charlie Welch - 24 games (All games)

Date	Opponent	Pos	AB	R	H	RBI	2B	3B	HR	BB	SB	CS	HBP	SAC	SF	GDP	K	PO	A	E	Avg
Feb 26	SE MISSOURI ST	*dh	3	1	1	2	0	0	1	0	0	0	1	0	0	0	0	0	0	0	.333
Feb 27	SE MISSOURI ST	c	0	0	0	0	0	0	0	0	0	0	0	0	0	0	0	1	0	0	.333
Mar 06	MURRAY STATE	ph	1	0	0	0	0	0	0	0	0	0	0	0	0	0	1	0	0	0	.250
Mar 12	at Louisiana Tech	ph	1	0	1	0	1	0	0	0	0	0	0	0	0	0	0	0	0	0	.400
Mar 23	MEMPHIS	*dh	4	0	2	2	0	0	0	1	0	0	0	0	0	1	0	0	0	0	.444
Mar 30	CENTRAL ARKAN	*dh	4	2	2	2	0	0	1	2	0	0	0	0	0	0	1	0	0	0	.462
Apr 01	AUBURN	ph	1	0	1	0	0	0	0	0	0	0	0	0	0	0	0	0	0	0	.500
Apr 03	AUBURN	ph	1	0	0	0	0	0	0	0	0	0	0	0	0	0	1	0	0	0	.467
Apr 07	LITTLE ROCK	*dh	3	1	1	1	0	0	1	0	0	0	0	0	0	0	2	0	0	0	.444
Apr 10	at Ole Miss-2	*dh	3	1	0	0	0	0	0	2	0	0	0	0	0	0	0	0	0	0	.381
Apr 13	UA PINE BLUFF	*dh	5	1	1	1	0	0	0	0	0	0	0	0	0	0	1	0	0	0	.346
Apr 14	UA PINE BLUFF	*dh/c	4	4	2	4	0	0	2	2	0	0	0	0	0	0	1	3	0	0	.367
Apr 18	TEXAS A&M	ph	1	0	0	0	0	0	0	0	0	0	0	0	0	0	0	0	0	0	.355
May 07	GEORGIA	ph	1	0	1	0	0	0	0	0	0	0	0	0	0	0	0	0	0	0	.375
May 08	GEORGIA	ph	1	0	0	0	0	0	0	0	0	0	0	0	0	0	0	0	0	0	.364
May 15	at Tennessee	ph	1	0	1	0	0	0	0	0	0	0	0	0	0	0	0	0	0	0	.382
May 20	FLORIDA	ph	1	0	1	0	0	0	0	0	0	0	0	0	0	0	0	0	0	0	.400
May 21	FLORIDA	ph	1	0	1	1	1	0	0	0	0	0	0	0	0	0	0	0	0	0	.417
May 22	FLORIDA	ph/d	2	1	1	2	1	0	0	0	0	0	0	0	0	0	0	0	0	0	.421
May 29	vs Ole Miss	*dh	3	1	0	0	0	0	0	1	0	0	0	0	0	0	1	0	0	0	.390
May 30	vs Tennessee	*dh	3	0	2	0	0	0	0	1	0	0	0	0	0	0	0	0	0	0	.409
Jun 04	NJIT	*dh	5	1	1	0	0	0	0	0	0	0	0	0	0	0	2	0	0	0	.388
Jun 05	NEBRASKA	*dh	2	1	1	0	0	0	0	1	0	0	0	0	0	0	1	0	0	0	.392
Jun 06	NEBRASKA	*dh	4	0	0	0	0	0	0	0	0	0	0	0	0	0	1	0	0	0	.364
Totals		12gs	55	14	20	15	3	0	5	10	0	0	1	0	0	1	12	4	0	0	.364

On base pct. .470 • Slugging pct. .691

#16 Zac White - 6 games (All games)

Date	Opponent	Pos	AB	R	H	RBI	2B	3B	HR	BB	SB	CS	HBP	SAC	SF	GDP	K	PO	A	E	Avg
Feb 26	SE MISSOURI ST	of	0	0	0	0	0	0	0	0	0	0	0	0	0	0	0	0	0	0	.000
Feb 27	SE MISSOURI ST	ph/of	2	0	1	0	0	0	0	0	0	0	0	0	0	0	1	0	0	0	.500
Mar 23	MEMPHIS	*of	4	1	0	0	0	0	0	0	0	0	1	0	0	0	1	2	0	0	.167
Mar 30	CENTRAL ARKAN	ph/of	2	0	1	1	0	0	0	0	0	0	0	0	0	0	1	2	0	0	.250
Apr 13	UA PINE BLUFF	*of	1	3	1	0	0	0	0	1	1	0	2	0	0	0	0	0	0	0	.333
Apr 14	UA PINE BLUFF	ph/of	3	0	0	0	0	0	0	0	0	0	0	0	0	0	1	1	0	0	.250
Totals		2gs	12	4	3	1	0	0	0	1	1	0	3	0	0	0	4	5	0	0	.250

On base pct. .438 • Slugging pct. .250

#33 Patrick Wicklander - 7 games (All games)

Date	Opponent	Pos	AB	R	H	RBI	2B	3B	HR	BB	SB	CS	HBP	SAC	SF	GDP	K	PO	A	E	Avg
Mar 12	at Louisiana Tech	p	0	0	0	0	0	0	0	0	0	0	0	0	0	0	0	1	0	0	.000
Mar 19	ALABAMA	p	0	0	0	0	0	0	0	0	0	0	0	0	0	0	0	0	1	0	.000
Apr 01	AUBURN	*p	0	0	0	0	0	0	0	0	0	0	0	0	0	0	0	0	1	0	.000
Apr 23	at South Carolina-2	*p	0	0	0	0	0	0	0	0	0	0	0	0	0	0	0	0	1	0	.000
Apr 30	at Louisiana State	*p	0	0	0	0	0	0	0	0	0	0	0	0	0	0	0	0	1	0	.000
May 07	GEORGIA	*p	0	0	0	0	0	0	0	0	0	0	0	0	0	0	0	0	1	0	.000
May 20	FLORIDA	*p	0	0	0	0	0	0	0	0	0	0	0	0	0	0	0	0	1	0	.000
Totals		5gs	0	0	0	0	0	0	0	0	0	0	0	0	0	0	0	1	6	0	.000

On base pct. .000 • Slugging pct. .000



III INDIVIDUAL GAME-BY-GAME

#33 Patrick Wicklander - 16 appearances (All games)

Date	Opponent	GS	IP	H	R	ER	BB	SO	2B	3B	HR	WP	BK	HBP	IBB	Score	W-L	Sv	ERA	NP
Feb 25	SE MISSOURI ST		4.0	4	0	0	1	3	0	1	0	0	0	0	0	6-5	0-0	0	0.00	58
Mar 05	MURRAY STATE		2.0	1	0	0	0	2	0	0	0	0	0	0	0	7-6	0-0	0	0.00	29
Mar 12	at Louisiana Tech		1.1	6	3	3	0	2	2	0	0	1	0	0	0	9-7	0-0	0	3.68	29
Mar 16	OKLAHOMA	*	1.2	1	0	0	3	1	0	0	0	0	0	0	0	5-8	0-0	0	3.00	46
Mar 19	ALABAMA		5.1	3	1	1	0	6	1	0	1	0	0	0	0	1-16	0-0	0	2.51	71
Mar 26	at Mississippi State		5.0	2	1	1	4	3	0	0	0	0	0	1	0	8-2	1-0	0	2.33	92
Apr 01	AUBURN	*	6.0	7	2	1	1	8	0	0	1	0	0	0	0	1-2	1-1	0	2.13	95
Apr 10	at Ole Miss-1	*	4.0	6	3	3	3	7	2	0	0	0	0	0	0	7-3	1-1	0	2.76	86
Apr 17	TEXAS A&M-1	*	4.2	1	0	0	2	7	1	0	0	1	0	1	0	13-0	1-1	0	2.38	65
Apr 23	at South Carolina-2	*	7.0	2	1	1	0	5	0	0	1	0	0	2	0	5-1	2-1	0	2.20	83
Apr 30	at Louisiana State	*	6.2	3	0	0	0	5	0	0	0	0	0	0	0	7-0	3-1	0	1.89	67
May 07	GEORGIA	*	5.2	6	0	0	0	9	1	0	0	0	0	0	0	3-0	4-1	0	1.69	96
May 14	at Tennessee	*	2.2	6	5	2	2	2	2	0	1	0	0	0	0	6-5	4-1	0	1.93	67
May 20	FLORIDA	*	6.0	3	1	1	1	11	0	0	1	1	0	0	0	6-1	5-1	0	1.89	96
May 27	vs Vanderbilt	*	3.2	5	3	3	3	1	2	0	0	0	0	0	0	6-4	5-1	0	2.19	65
Jun 05	NEBRASKA	*	5.0	2	1	1	2	7	0	0	0	0	0	0	0	5-1	6-1	0	2.17	92
Totals			12	70.2	58	21	17	22	79	11	1	5	3	0	4	95-61	6-1	0	2.17	-

#22 Jaxon Wiggins - 2 games (All games)

Date	Opponent	Pos	AB	R	H	RBI	2B	3B	HR	BB	SB	CS	HBP	SAC	SF	GDP	K	PO	A	E	Avg
Feb 25	SE MISSOURI ST	p	0	0	0	0	0	0	0	0	0	0	0	0	0	0	0	1	0	0	.000
May 22	FLORIDA	*p	0	0	0	0	0	0	0	0	0	0	0	0	0	0	0	0	0	1	.000
Totals		1gs	0	0	0	0	0	0	0	0	0	0	0	0	0	0	0	1	0	1	.000

On base pct. .000 • Slugging pct. .000

#22 Jaxon Wiggins - 16 appearances (All games)

Date	Opponent	GS	IP	H	R	ER	BB	SO	2B	3B	HR	WP	BK	HBP	IBB	Score	W-L	Sv	ERA	NP
Feb 22	vs TCU		1.0	0	0	0	0	3	0	0	0	0	0	0	0	4-1	0-0	0	0.00	15
Feb 25	SE MISSOURI ST		1.0	0	0	0	0	2	0	0	0	0	0	0	0	6-5	1-0	0	0.00	13
Mar 05	MURRAY STATE		1.0	0	0	0	0	2	0	0	0	0	0	0	0	7-6	1-0	1	0.00	10
Mar 12	at Louisiana Tech		1.0	0	0	0	1	2	0	0	0	1	0	0	0	9-7	1-0	2	0.00	25
Mar 16	OKLAHOMA		0.2	0	0	0	1	1	0	0	0	0	0	0	0	5-8	1-0	2	0.00	13
Mar 21	ALABAMA		1.0	1	1	1	1	2	0	0	1	0	0	0	0	3-1	1-0	3	1.59	32
Mar 28	at Mississippi State		2.0	3	0	0	1	1	0	0	0	0	0	0	0	6-4	1-0	4	1.17	29
Apr 02	AUBURN		1.0	2	1	1	1	1	1	0	0	1	0	0	0	6-5	2-0	4	2.08	20
Apr 03	AUBURN		1.0	0	0	0	1	0	0	0	0	0	0	0	0	6-5	3-0	4	1.86	14
Apr 11	at Ole Miss		0.2	4	5	5	1	2	1	0	1	1	0	0	0	18-14	3-0	4	6.10	26
Apr 14	UA PINE BLUFF		0.0	0	0	0	1	0	0	0	0	1	0	0	0	26-1	3-0	4	6.10	6
Apr 18	TEXAS A&M		2.0	0	0	0	1	0	0	0	0	1	0	1	0	10-11	3-0	4	5.11	28
May 11	ARKANSAS STAT	*	2.0	1	0	0	0	3	0	0	0	0	0	0	0	8-4	3-0	4	4.40	31
May 15	at Tennessee		0.0	2	3	3	1	0	0	0	1	0	0	0	0	7-8	3-1	4	6.28	10
May 22	FLORIDA	*	3.0	2	0	0	0	2	0	1	0	0	0	0	0	9-3	3-1	4	5.19	43
May 30	vs Tennessee	*	3.2	4	1	1	2	5	1	0	0	0	0	0	0	7-2	3-1	4	4.71	62
Totals		3	21.0	19	11	11	12	26	3	1	3	5	0	1	0	137-85	3-1	4	4.71	

#29 Nate Wohlgemuth - 1 game (All games)

Date	Opponent	Pos	AB	R	H	RBI	2B	3B	HR	BB	SB	CS	HBP	SAC	SF	GDP	K	PO	A	E	Avg
Apr 14	UA PINE BLUFF	p	0	0	0	0	0	0	0	0	0	0	1	0	0	0	0	0	0	0	.000
Totals		0gs	0	0	0	0	0	0	0	0	0	0	1	0	0	0	0	0	0	0	.000

On base pct. 1.000 • Slugging pct. .000

#29 Nate Wohlgemuth - 3 appearances (All games)

Date	Opponent	GS	IP	H	R	ER	BB	SO	2B	3B	HR	WP	BK	HBP	IBB	Score	W-L	Sv	ERA	NP
Feb 27	SE MISSOURI ST		0.1	1	1	1	2	0	0	0	0	1	0	0	0	9-3	0-0	0	27.00	28
Mar 07	MURRAY STATE		0.0	0	0	0	2	0	0	0	0	0	0	0	0	6-0	0-0	0	27.00	10
Apr 14	UA PINE BLUFF		1.0	1	0	0	2	1	0	0	0	1	0	0	0	26-1	0-0	0	6.75	24
Totals		0	1.1	2	1	1	6	1	0	0	0	2	0	0	0	41-4	0-0	0	6.75	-



2021 SCHEDULE / RESULTS

FEB.	Opponent	Score	Winning Pitcher	Losing Pitcher	Save	Attendance	Time
20	vs. #3 Texas Tech^	W, 13-9	Trest (1-0)	Devine (0-1)		16,908	4:18
21	vs. #9 Texas^	W, 4-0	Monke (1-0)	Stevens (0-1)	Bolden (1)	17,587	2:51
22	vs. #10 TCU^	W, 4-1	Costeiu (1-0)	King (0-1)	Kopps (1)	13,659	3:08
25	SEMO	W, 6-5 (10)	Wiggins (1-0)	Cisneros (1-2)		4,218	3:22
26	SEMO	W, 7-3	Noland (1-0)	Niznik (0-1)		4,218	2:41
27	SEMO	W, 9-3	Palette (1-0)	Vogt (0-1)		4,218	3:15
28	SEMO	W, 11-4 (5)	Kopps (1-0)	Williams (0-1)		4,218	2:57
MARCH							
5	Murray State	W, 7-6	Kopps (2-0)	Whaley (1-1)	Wiggins (1)	4,218	3:25
6	Murray State	W, 11-6	Adams (1-0)	Gardner (0-2)	Vermillion (1)	4,218	3:06
7	Murray State	W, 6-0	Lockhart (1-0)	Wenninger (1-1)		4,218	3:07
12	at Louisiana Tech	W, 9-7 (10)	Kopps (3-0)	Gibson (0-1)	Wiggins (2)	1,000	3:48
13	at Louisiana Tech	W, 8-1	Vermillion (1-0)	Jennings (1-1)		1,000	2:46
14	at Louisiana Tech	L, 2-0	Whorff (3-1)	Lockhart (1-1)		1,000	1:58
16	Oklahoma	L, 8-5	Carmichael (3-0)	Ramage (0-1)	Ruffcorn (1)	5,735	3:21
19	#22 Alabama*	L, 16-1	Ras (3-1)	Palette (1-1)	Shamblin (1)	5,735	2:54
20	#22 Alabama*	W, 9-1	Vermillion (2-0)	Smith (0-2)		5,735	2:36
21	#22 Alabama*	W, 3-1	Kopps (4-0)	Jean (2-1)	Wiggins (3)	5,735	2:41
23	Memphis	W, 14-1	Costeiu (2-0)	Kendrick (0-1)		5,735	3:14
24	Memphis	W, 9-4	Monke (2-0)	Walters (1-1)	Ramage (1)	5,735	3:23
26	at #2 Mississippi State*	W, 8-2	Wicklander (1-0)	MacLeod (2-2)	Palette (1)	6,115	3:00
27	at #2 Mississippi State*	W, 11-5	Monke (3-0)	Smith (3-1)	Kopps (2)	6,152	2:55
28	at #2 Mississippi State*	W, 6-4	Costeiu (3-0)	Fristoe (2-2)	Wiggins (4)	4,060	2:58
30	UCA	W, 21-8	Ramage (1-1)	Janak (2-3)		5,735	3:27
APRIL							
1	Auburn*	L, 2-1	Greenhill (3-0)	Wicklander (1-1)	Barnett (1)	4,692	2:18
2	Auburn*	W, 6-5	Wiggins (2-0)	Swilling (1-1)	Kopps (3)	6,585	3:07
3	Auburn*	W, 6-5 (10)	Wiggins (3-0)	Bright (2-3)		6,585	3:12
6	Little Rock	W, 7-2	Costeiu (4-0)	Smallwood (0-1)		4,225	2:58
7	Little Rock	W, 10-3	Bolden (1-0)	Evans (1-1)		4,002	3:07
10	at #3 Ole Miss* [DH]	W, 7-3	Costeiu (5-0)	Myers (2-1)	Kopps (4)	11,524	3:33
10	at #3 Ole Miss* [DH]	L, 13-6	Nikhazy (3-1)	Palette (1-2)	Broadway (8)	11,857	3:27
11	at #3 Ole Miss*	W, 18-4	Kopps (5-0)	Forsyth (0-1)		10,042	4:25
13	UAPB	W, 12-4	Bolden (2-0)	Barker (0-6)		4,053	2:44
14	UAPB	W, 26-1	Ramage (2-1)	Ferguson (0-2)		3,655	2:58
17	Texas A&M* [DH]	W, 13-0	Monke (4-0)	Saenz (4-5)		6,585	2:57
17	Texas A&M* [DH]	W, 2-1 (10)	Kopps (6-0)	Jozwiak (1-3)		6,585	2:55
18	Texas A&M*	L, 11-10	Werner (2-0)	Costeiu (5-1)	Jozwiak (5)	6,585	3:54
20	Grambling State	Canceled					
22	at #11 South Carolina*	W, 6-1	Monke (5-0)	Farr (2-4)	Kopps (5)	3,350	3:06
23	at #11 South Carolina* [DH]	L, 6-2	Peters (4-1)	Monke (5-1)	Kerry (5)	2,864	3:01
23	at #11 South Carolina* [DH]	W, 5-1	Wicklander (2-1)	Sanders (6-2)		3,350	2:47
27	Missouri State	Canceled					
30	at LSU*	W, 7-0	Wicklander (3-1)	Marceaux (4-4)	Kopps (6)	6,331	2:22
MAY							
1	at LSU* [DH]	W, 17-10	Costeiu (6-1)	Labas (3-1)		5,308	3:28
1	at LSU* [DH]	L, 5-4	Hilliard (4-0)	Lockhart (1-2)		7,036	2:37
7	Georgia*	W, 3-0	Wicklander (4-1)	Sullivan (1-1)	Kopps (7)	7,645	2:54
8	Georgia*	L, 7-3	Woods (3-0)	Costeiu (6-2)	Harris (3)	7,645	3:46
9	Georgia*	W, 5-3	Kopps (7-0)	Webb (3-4)		7,645	3:02
11	Arkansas State	W, 8-4	Lockhart (2-2)	Jeans (1-3)		7,645	3:10
14	at #4 Tennessee*	W, 6-5	Kopps (8-0)	Hunley (7-3)		3,476	3:13
15	at #4 Tennessee*	L, 8-7	Walsh (4-1)	Wiggins (3-1)		3,101	2:54
16	at #4 Tennessee*	W, 3-2	Kopps (9-0)	Tidwell (6-3)		3,575	2:49
20	#9 Florida*	W, 6-1	Wicklander (5-1)	Mace (5-1)	Kopps (8)	11,084	2:57
21	#9 Florida*	W, 4-3	Kopps (10-0)	Leftwich (7-4)		11,084	2:59
22	#9 Florida*	W, 9-3	Vermillion (3-0)	Aleman (1-4)		11,084	2:39
26	vs. Georgia%	W, 11-2	Lockhart (3-2)	Goldstein (1-1)		7,200	2:57
27	vs. #3 Vanderbilt%	W, 6-4	Costeiu (7-2)	Rocker (11-3)	Kopps (9)	8,625	3:06
29	vs. #12 Ole Miss%	W, 3-2	Tole (1-0)	Kimbrell (5-1)	Noland (1)	8,735	3:09
30	vs. #4 Tennessee%	W, 7-2	Costeiu (8-2)	Heflin (2-3)	Kopps (10)	10,176	2:50
JUNE							
4	NJIT@	W, 13-8	Kopps (11-0)	Stafflinger (5-6)		11,084	3:47
5	#19 Nebraska@	W, 5-1	Wicklander (6-1)	Hroch (5-3)	Kopps (11)	11,084	3:16
6	#19 Nebraska@	L, 5-3	Schwellenbach (3-1)	Lockhart (3-3)		11,084	2:44
7	#19 Nebraska@						

* SEC opponent

^ State Farm College Baseball Showdown (Globe Life Field in Arlington, Texas)

% SEC Tournament (Hoover Metropolitan Stadium in Hoover, Ala.)

@ NCAA Fayetteville Regional (Baum-Walker Stadium in Fayetteville, Ark.)