



2021 SOUTHEAST MISSOURI BASEBALL

Games
4-7



Schedule

February (2-1)

19	at South Alabama	W, 4-2
20	at South Alabama	L, 5-6
21	at South Alabama ^{ESPN+}	W, 8-6 (10)
25	at #2 Arkansas ^{SEC Network+}	3 p.m.
26	at #2 Arkansas ^{SEC Network+}	3 p.m.
27	at #2 Arkansas ^{SEC Network+}	3 p.m.
28	at #2 Arkansas ^{SEC Network+}	1 p.m.

March (0-0, 0-0 OVC)

5	Illinois State	3 p.m.
6	Illinois State (DH)	12 p.m.
7	Illinois State	1 p.m.
12	at SIU Edwardsville*	4 p.m.
13	at SIU Edwardsville (DH)*	1 p.m.
16	at Saint Louis	3 p.m.
19	Austin Peay*	5 p.m.
20	Austin Peay (DH)* ^{ESPN+}	2 p.m.
23	Southern Illinois	5 p.m.
26	at Eastern Illinois*	3 p.m.
27	at Eastern Illinois (DH)*	11:30 a.m.
30	Missouri State	5 p.m.

April (0-0, 0-0 OVC)

2	Jacksonville State*	5 p.m.
3	Jacksonville State (DH)* ^{ESPN+}	2 p.m.
9	at Murray State*	5 p.m.
10	at Murray State (DH)*	2 p.m.
13	at UT Martin	5 p.m.
16	Tennessee Tech* ^{ESPN+}	5 p.m.
17	Tennessee Tech (DH)* ^{ESPN+}	2 p.m.
23	at Missouri State	6:30 p.m.
24	at Missouri State (DH)	1 p.m.
25	at Missouri State	1 p.m.
28	at Austin Peay	3 p.m.
30	at Belmont*	4 p.m.

May (0-0, 0-0 OVC)

1	at Belmont (DH)*	1 p.m.
7	Eastern Kentucky* ^{ESPN+}	5 p.m.
8	Eastern Kentucky (DH)* ^{ESPN+}	2 p.m.
14	at Morehead State*	1 p.m.
15	at Morehead State (DH)*	1 p.m.
20	UT Martin*	5 p.m.
21	UT Martin (DH)*	2 p.m.
27-29	OVC Tournament	TBA

Southeast Missouri (2-1) at #2 Arkansas (3-0)

Follow the Redhawks

Radio.....SEMO ESPN 93.5 FM & 1220 AM
(Erik Sean)
Video.....SEC Network+
Live Stats.....ArkansasRazorbacks.com
Twitter.....@SEMObaseball

Dates.....February 25-28, 2021
Series Schedule.....Feb. 25, 3 p.m., CT
Feb. 26, 3 p.m., CT; Feb. 27, 3 p.m., CT
Feb. 28, 1 p.m., CT
Location.....Fayetteville, Ark.
Facility.....Baum-Walker Stadium (11,129)
Series.....Arkansas leads, 6-5
Last Meeting.....SEMO 12, Arkansas 11
(Mar. 18, 2015 | Fayetteville, Ark.)

Head Coaches.....Andy Sawyers (177-124 overall; 90-97 at SEMO; 48-45 OVC).
Dave Van Horn (1,287-629 overall; 702-389 at UA).

Strategic Communications

Jeff Honza, Assistant Director of Athletics
Office Phone.....(573) 651-2933
Mobile.....(618) 528-1145
Email.....redhawk1@me.com

Southeast Missouri Probable Starting Pitchers

	#	Name	Ht.	Wt.	Cl.	Hometown (Previous School)
Game 1	25	Dylan Dodd	LHP	6-3	Sr.	Danville, Ill. (Kankakee CC)
Game 2	18	Noah Niznik	LHP	5-11	So.	St. Louis, Mo. (St. John Vianney H.S.)
Game 3	20	Ryan Vogt	RHP	6-4	So.	Ava, Ill. (McKendree University)
Game 4	-	TBA	-	-	-	-

#2 Arkansas Probable Starting Pitchers

	#	Name	Ht.	Wt.	Cl.	Hometown (Previous School)
Game 1	31	Caleb Bolden	RHP	6-2	Jr.	Texarkana, Texas (Pleasant Grove H.S.)
Game 2	88	Zebulon Vermillion	RHP	6-4	Sr.	Prairie Village, Kan. (Shawnee Mission East)
Game 3	36	Peyton Pallette	RHP	6-1	So.	Benton, Ark. (Benton H.S.)
Game 4	18	Lael Lockhart	LHP	6-3	Sr.	Friendswood, Texas (Houston)

Redhawks Head to #2 Arkansas

Southeast Missouri (2-1) travels to #2 Arkansas (2-0) for a four-game series this week. The Redhawks and Razorbacks play Thursday, Friday and Saturday at 3 p.m., and Sunday at 1 p.m., CT.

Follow the Redhawks

Fans can listen to all four games of Southeast Missouri's series with Arkansas at SEMO ESPN 93.5 FM and 1220 AM. Erik Sean will call the action. Watch all games of the series on SEC Network+. Live stats are available at ArkansasRazorbacks.com. Twitter updates provided @SEMObaseball.

Against Ranked Teams

Arkansas is ranked No. 2 in this week's D1Baseball Poll. The Razorbacks are also ranked fifth in the Collegiate Baseball and sixth in the Baseball America polls. Arkansas is the first top-five opponent Southeast Missouri faces since playing at #1 Vanderbilt on Feb. 26, 2019. The Redhawks are 3-8 in their last 11 meetings with ranked opponents. That record includes a 0-2 mark against teams ranked in the top five. SEMO's last beat a ranked team on Apr. 29, 2018 (10-6, vs. #20

Tennessee Tech). The Redhawks last knocked off a ranked Southeastern Conference team was Mar. 28, 2017 (6-5, at #23 Missouri). Here are SEMO's results in its last 11 meetings with ranked teams:

Date	Opponent	Score
3/25/14	at #13 Mississippi State	L, 2-3
5/13/14	at #9 Vanderbilt	L, 4-10
4/7/15	at #20 Missouri State	L, 1-2
5/5/15	at #21 Missouri	W, 8-5
3/8/16	at #13 Ole Miss	L, 2-10
3/9/16	at #13 Ole Miss	L, 4-6
6/3/16	at #4 Mississippi State @	L, 5-9
3/28/17	at #23 Missouri	W, 6-5
4/29/18	vs. #20 Tennessee Tech	W, 10-6
2/26/19	at #1 Vanderbilt	L, 3-11
5/1/19	at #24 Missouri	L, 6-21

@ - NCAA Regional



Southeast Missouri or SEMO is the preferred reference for Southeast Missouri State University athletic teams. Southeastern Missouri State is not an acceptable reference.



Series History

Southeast Missouri and Arkansas meet for the 12th time when they open their series Thursday. The Razorbacks hold a slight 6-5 lead in the series which dates back to 1995. All 11 games of the series were played in Fayetteville. SEMO's last faced Arkansas on Mar. 17-18, 2015. The Redhawks split two games with the Razorbacks winning, 4-3, on Mar. 17 that year.

Sawyers vs. Ranked Opponents

Andy Sawyers is 2-2 all-time against ranked opponents as Southeast Missouri's head coach. SEMO upended #23 Missouri, 6-5, on Mar. 28, 2017 (Columbia, Mo.) and took down #20 Tennessee Tech, 10-6, on Apr. 29, 2018 (Cape Girardeau). The Redhawks ended TTU's 28-game winning streak, the longest in the nation at the time. SEMO's other two meetings with ranked teams under Sawyers were at #1 Vanderbilt (L, 11-3, Feb. 26, 2019) and at #24 Missouri (L, 21-6, May 1, 2019).

Ezell Revisits Razorback Country

First-year Southeast Missouri Director of Offensive Player Development and former Arkansas Razorback Trevor Ezell returns to his old stomping grounds in Fayetteville this week. A native of Bryant, Arkansas, Ezell is back in Cape Girardeau following a two-year stint in Minor League Baseball. He was signed by the Tampa Bay Rays during the summer of 2019 after making a trip to the College World Series at Arkansas. In his final college season at Arkansas, Ezell hit .329 with a team-high 25 doubles and 72 runs scored en route to Second-Team All-SEC and SEC All-Defensive Team accolades that year. His 72 runs also ranked fourth in the SEC and 11th in the nation. Additionally, Ezell was the Razorbacks top hitter in the 2019 NCAA Tournament hitting .459 with 17 hits, six doubles, two home runs and eight RBI in eight contests. Prior to that, Ezell spent four years at SEMO. He earned both First-Team and Second-Team All-Ohio Valley Conference honors. Ezell started 181 games and accumulated 251 hits, 194 runs, 128 RBI, 48 stolen bases and 45 doubles in his career. He also hit .336, boasted a .495 slugging percentage and held a .967 fielding percentage during his time as a Redhawk.

Season-Opening Series Win

The Redhawks opened their 2021 campaign with a 2-1 series win on the road at Sun Belt Conference member South Alabama (Feb. 19-21). Southeast Missouri beat the Jaguars, 4-2, on Feb. 19 and, 8-6, in 10 innings on Feb. 21 to claim its second season-opening series win under Head Coach Andy Sawyers. With its win on Feb. 19, SEMO also improved to 12-18 all-time in season-opening games during its NCAA Division I era (since 1992) and 3-2 in such games under Sawyers.

On the Road in February

An schedule adjustment early on put Southeast Missouri on the road for their first month of the baseball season. The Redhawks wound up beginning their 2021 campaign with a three-game series at South Alabama (Feb. 19-21). SEMO was originally supposed to host Milwaukee in a four-game series on opening weekend, but large amounts of snow and ice covered the Cape Girardeau area forcing unplayable conditions. Southeast Missouri State University's main campus was closed due to the heavy winter weather on Feb. 15 and Feb. 16.

Against the SEC

Southeast Missouri has faced eight of the 14 teams out of the Southeastern Conference in its baseball history. The Redhawks are 24-63 all-time against SEC foes. SEMO played Alabama (4-7), Arkansas (5-6), Auburn (1-2), Kentucky (0-1), Ole Miss (2-16), Mississippi State (0-6), Missouri (11-23) and Vanderbilt (1-2). Georgia, Florida, Tennessee, South Carolina, LSU and Texas A&M are the SEC teams the Redhawks have never faced.

Basler Now Fifth in Career Stolen Bases

Connor Basler stole at least one base in each of the first three games of the 2021 campaign. As a result, Basler moved into a three-way tie for fifth among Southeast Missouri's all-time career stolen base leaders. He, Kerry Robinson (1993-95) and Kenton Parmley (2009-12) share the fifth-place spot with 46 stolen bases. Denver Stuckey (2000-03) currently holds the record with 52. Basler stole a base in each of his first three games of a season for the first time in his Redhawk career.

2021 OVC Standings (as of Feb. 22)

School	Conference				Overall			
	W	L	T	Pct.	W	L	T	Pct.
Eastern Illinois	0	0	0	.000	2	1	0	.667
Southeast Missouri	0	0	0	.000	2	1	0	.667
Tennessee Tech	0	0	0	.000	2	1	0	.667
Eastern Kentucky	0	0	0	.000	1	2	0	.333
Jacksonville State	0	0	0	.000	1	2	0	.333
Belmont	0	0	0	.000	0	0	0	.000
SIUE	0	0	0	.000	0	0	0	.000
Murray State	0	0	0	.000	0	2	0	.000
Austin Peay	0	0	0	.000	0	3	0	.000
UT Martin	0	0	0	.000	0	3	0	.000
Morehead State	0	0	0	.000	0	4	0	.000

This Weekend's Schedule

Monday, February 22

Dallas Baptist 12, Austin Peay 2
Lipscomb 4, Murray State 2
Lipscomb 8, Murray State 2

Tuesday, February 23

Illinois State at SIUE, 2 p.m., CT
Eastern Kentucky at Louisville, 2 p.m., CT
North Alabama at Belmont, 4 p.m., CT
Eastern Illinois at Southern Illinois, 4 p.m., CT
Alabama at Jacksonville State, 4 p.m., CT
Illinois State at SIUE, 5 p.m., CT

Wednesday, February 24

Bellarmine at Morehead State, 2 p.m., CT
Murray State at Middle Tennessee, 3 p.m., CT
UT Martin at Alabama, 3 p.m., CT

Thursday, February 25

Southeast Missouri at Arkansas, 3 p.m., CT

Friday, February 26

Morehead State at Ohio, 1 p.m., CT
Purdue Fort Wayne at Murray State, 1 p.m., CT
Austin Peay at Army, 2 p.m., CT
Eastern Illinois at Little Rock, 3 p.m., CT
Kent State at Tennessee Tech, 3 p.m., CT
Southeast Missouri at Arkansas, 3 p.m., CT
Valparaiso at Jacksonville State, 4 p.m., CT
Northern Kentucky at Belmont, 4 p.m., CT
Purdue Fort Wayne at Murray State, 4 p.m., CT
UT Martin at Arkansas State, 4 p.m., CT
Morehead State at Ohio, 4:30 p.m., CT
SIUE at Wichita State, 6 p.m., CT

Saturday, February 27

Presbyterian College at Eastern Kentucky, 11 a.m., CT
Austin Peay at Army, 12 p.m., CT
Kent State at Tennessee Tech, 12 p.m., CT
Purdue Fort Wayne at Murray State, 12 p.m., CT
Valparaiso at Jacksonville State, 1 p.m., CT
Creighton at Belmont, 1 p.m., CT
Eastern Illinois at Little Rock, 2 p.m., CT
UT Martin at Arkansas State, 2 p.m., CT
SIUE at Wichita State, 2 p.m., CT
Presbyterian College at Eastern Kentucky, 3 p.m., CT
Southeast Missouri at Arkansas, 3 p.m., CT
Kent State at Tennessee Tech, 3 p.m., CT
Purdue Fort Wayne at Murray State, 3 p.m., CT
Valparaiso at Jacksonville State, 4 p.m., CT
Creighton at Belmont, 4 p.m., CT

Sunday, February 28

Presbyterian College at Eastern Kentucky, 12 p.m., CT
Austin Peay at Army, 12 p.m., CT
Ohio at Morehead State, 12 p.m., CT
Eastern Illinois at Little Rock, 1 p.m., CT
Southeast Missouri at Arkansas, 1 p.m., CT
UT Martin at Arkansas State, 1 p.m., CT
Northern Kentucky at Belmont, 1 p.m., CT
SIUE at Wichita State, 1 p.m., CT
Ohio at Morehead State, 3:30 p.m., CT



Andrews Off to Good Start

Freshman Lincoln Andrews was one of three Redhawks to hit over .330 during Southeast Missouri's series at South Alabama (Feb. 19-21). Andrews hit .385 with a run scored, five hits and three RBI. He led the Redhawks in hits and RBI during opening weekend. Andrews hit safely in all three games and had the first runs batted in of his career against the Jaguars.

Division I Debuts

Seven players made their NCAA Division I baseball debuts at South Alabama (Feb. 19-21) last weekend. Freshmen Noah Jacobsen made his first career starts in right field, freshman Ty Stauss made his first start in left field and right-hander Ryan Vogt recorded his first start on the mound. Four others, including freshmen Kyle Miller and sophomores Connery O'Donnell, Austin Williams and Hunter Ralls made their first relief appearances with the Redhawks.

Miller Shines

Freshman right-hander recorded a six-out save in his first Southeast Missouri appearance at South Alabama (Feb. 19). Miller entered the game in the eighth inning and struck out four, walked none and gave up two hits in 2.1 innings of work.

Double-Digit Hits

Southeast Missouri registered 10 or more hits in nine of its last 10 games dating back to 2020. SEMO outhit South Alabama, 28-19, in three games a week ago. The Redhawks finished the series with 10 hits in game two and 11 in game three. SEMO leads the Ohio Valley Conference in hits, total bases (39) and stolen bases (7) through its first three games of 2021.

Stauss Brothers

Brothers Wade and Tyler Stauss were in Southeast Missouri's lineup together for the first time in the series finale at South Alabama (Feb. 21). Wade started at catcher and his younger brother, Ty, was in left field for that contest.

First Home Runs

Wade Stauss and Andrew Keck became the first to hit a home run for Southeast Missouri this young season. Stauss homered to right center in the first inning and homered to left center in the third inning of the series finale at South Alabama (Feb. 21). SEMO hit a home run in eight of its last 10 games dating back to last season.

Redhawks Sweep OVC Honors

Southeast Missouri seniors Austin Blazeovic and Dylan Dodd swept the Ohio Valley Conference Player and Pitcher of the Week honors on Feb. 22. A first baseman from Plainfield, Illinois, Blazeovic won this year's first OVC Player of the Week accolade, while Dodd, a left-hander from Danville, Illinois, claimed the first OVC Pitcher of the Week award in 2021. Blazeovic and Dodd gave SEMO its first sweep of the league's accolades during the opening week of a season in eight years. Jason Blum (Player) and Zack Smith (Pitcher) was the last duo to complete that sweep on Feb. 18, 2013. Blazeovic hit .455 with five runs scored, a double, walk and one RBI to lead SEMO to a series victory at South Alabama (Feb. 19-21). He finished the series with multiple hits in back-to-back games. In Sunday's finale, Blazeovic rallied the Redhawks in the ninth inning where they scored three runs to get a 6-5 lead. He started the inning with a single and SEMO sent eight hitters to the plate during its big inning. Then, after USA tied things up in the bottom of the ninth, Blazeovic ripped a double down the right field line to score Danny Wright for the go-ahead run all the way from first base. Meanwhile, Dodd struck out eight and allowed only one walk in six innings to lead SEMO to a season-opening 4-2 win over USA on Feb. 19. He moved to 2-1 in his career on opening day. Dodd got stronger as the game went along en route to nailing down his first win of 2021. He retired 12 of the last 13 hitters he faced before giving way to Bryce Grossius in the seventh. Dodd pitched back-to-back 1-2-3 innings in the fifth and sixth frames. The OVC Pitcher of the Week honor marks the third of Dodd's career and the OVC Player of the Week laurel is the second of Blazeovic's time in a SEMO uniform.

Season 63

The 2021 campaign is Southeast Missouri's 63rd year of college baseball. The Redhawks are in their 30th season as an NCAA Division I program. SEMO is 1,366-1,118-10 all-time and 832-731-1 at the NCAA Division I level since the inception of its baseball program. The Redhawks have a 409-283-1 record in Ohio Valley Conference play. SEMO won four OVC regular-season titles (2002, 2014, 2015, 2016), three OVC Tournament crowns (1998, 2002, 2016) and made three NCAA Tournament appearances (1998, 2002, 2016) in program history.

Redhawks Tabbed Fifth in OVC Preseason Poll

The Redhawks accumulated 131 points and one first-place nod in this year's Ohio Valley Conference Predicted Order of Finish voted on by the OVC Head Baseball Coaches and Communication Directors. Belmont is this year's preseason favorite with 188 points and 14 first-place votes, while Jacksonville State (176 pts.), Murray State (136 pts.) and Austin Peay (132 pts.) also rated above the Redhawks. Eastern Kentucky (117 pts.), SIU Edwardsville (78 pts.), Eastern Illinois (73 pts.), Morehead State (57 pts.), Tennessee Tech (66 pts.) and UT Martin (45 pts.) round out the preseason poll.

Wilber and Dodd Earn Preseason All-OVC Honors

Junior shortstop Tyler Wilber and senior left-handed pitcher Dylan Dodd was named to this year's Preseason All-Ohio Valley Conference Team. Statistics were based on the 2019 campaign when determining the 16 players selected to the 2021 Preseason All-OVC squad. A native of Danville, Illinois, Dodd led SEMO with 77 strikeouts in 76 innings through 14 starts that year. He finished with four wins on the mound, second-most on the team. Dodd tied for eighth in the OVC in strikeouts. Wilber, who hails from Los Alamitos, California, led the league in batting average (.383) and on-base percentage (.480), while ranking third in doubles (19) and fifth in hits (80) in 55 starts during the 2019 season. He also scored 43 runs, had a team-high three triples and led the Redhawks with 40 RBI. For his efforts, Wilber garnered First-Team All-OVC accolades.



Wilber Ranked 17th Among D1Baseball's Top 100 Shortstops

D1Baseball rated Southeast Missouri junior Tyler Wilber 17th among its Top 100 shortstops in the nation. A native of Los Alamitos, California, Wilber was rated among D1Baseball's Top 40 junior hitters in 2020. He ranked second on the team with a .406 batting average in 17 starts during a shortened season due to COVID-19. Wilber led the Redhawks in runs (26), doubles (9), walks (11) and on-base percentage (.494). Wilber was atop the Ohio Valley Conference in runs scored and ranked second in doubles, total bases (48) and total plate appearances (85) when play was suspended. Nationally, he ranked second in runs scored, fourth in runs per game (1.53) and ninth in total bases. UCLA's Matt McLain was tabbed as the No. 1 shortstop on this year's list.

2021 Roster

After all the uncertainties and challenges brought on by the COVID-19 pandemic, the NCAA Division I Council decided to allow schools to provide spring sport student-athletes an additional season of competition and an extension on their period of eligibility. Since everyone from 2020 redshirted, Southeast Missouri brings back over 60 percent of its roster. That said, the Redhawks 2021 squad consists of 38 players, including 19 returnees, six position starters and three starting pitchers.

2020 Recap

Southeast Missouri was 9-8 overall and 2-1 in the Ohio Valley Conference at the time play was cancelled due to a global COVID-19 pandemic in 2020. SEMO heated up to win seven of its final nine contests during its shortened campaign. The Redhawks were establishing their identity in the early going of 2020. SEMO was making significant strides with their starting pitching, playing excellent defense and reaping the benefits from an offense built around power and speed. Statistically, the Redhawks concluded competition ranked first in the OVC in batting average (.314), hits (188), triples (9), stolen bases (36) and fielding percentage (.976). SEMO was also second in slugging percentage (.513), on-base percentage (.404), runs scored (129), RBI (121) and home runs (21). Nationally, the Redhawks were sixth in hits, eighth in triples and 11th in both batting average and slugging percentage.

Sawyers in Fifth Year

Andy Sawyers is in his fifth year as Southeast Missouri's head coach. Sawyers, who has been coaching college baseball for more than two decades, is 177-124 in his career as a head coach. That includes a 90-97 record and 48-45 Ohio Valley Conference mark as SEMO's skipper. He has led the Redhawks to two OVC Tournaments (2017, 2018). SEMO's 29 victories in 2017 are currently the most in a season with Sawyers at the helm.

Over 150 Starts

Two Redhawks have made over 150 starts in their careers. Second baseman Connor Basler tallied a team-high 181 career starts and mainstay center fielder Danny Wright has accumulated 167. Both Basler and Wright are fifth-year seniors after joining Southeast Missouri's baseball program in 2017.

Pro Prospects Return

Shortstop Tyler Wilber, a First-Team All-Ohio Valley Conference selection in 2019, chose to remain at Southeast Missouri after turning down free agent offers from a couple of different professional teams last summer. Left-handed pitcher Dylan Dodd also decided to return after getting offers to play professionally.

Career .300 Hitters

Southeast Missouri has three players hitting .300 or better for their careers entering this weekend's season-opening series. Tyler Wilber leads the way with a .386 career batting average followed by Andrew Keck (.304) and Danny Wright (.302). Wilber, Keck and Wright have combined for a total of 301 hits, 175 runs scored, 61 doubles, 10 triples, 14 home runs and 155 RBI in their careers.

Career Rankings

Tyler Wilber presently ranks third all-time among Southeast Missouri's career leaders with a .388 batting average. Danny Wright is third in hit by pitch (30) and Connor Basler rates seventh in hit by pitch (25) and eighth in stolen bases (42). Dylan Dodd ranks eighth all-time in strikeouts/9 innings (9.95) and seventh in walks allowed/9 innings (2.55).

Coaching Additions

Southeast Missouri baseball great Trevor Ezell and former Rend Lake College assistant Drew Millwood join the Redhawks coaching staff this season. Ezell is the team's Director of Offensive Player Development and Millwood is Director of Analytics. Both will handle various administrative duties and assist with stat compilation, analytical breakdown, video analysis and scouting. A native of Bryant, Arkansas, Ezell returns to Cape Girardeau following a two-year stint in Minor League Baseball. He was signed by the Tampa Bay Rays during the summer of 2019 after making a trip to the College World Series at the University of Arkansas. Ezell wrapped up his college career with the Razorbacks after spending four years at SEMO. He earned both First-Team and Second-Team All-Ohio Valley Conference honors. Ezell started 181 games and accumulated 251 hits, 194 runs, 128 RBI, 48 stolen bases and 45 doubles in his career. He also hit .336, boasted a .495 slugging percentage and held a .967 fielding percentage during his time as a Redhawk. Millwood worked as an assistant coach at Rend Lake College. He was responsible for the hitters and was the Warriors recruiting coordinator. His only season at Rend Lake was cut short due to COVID-19. Before Rend Lake College, Millwood was both Head Coach and Athletic Director at Wayne City High School and was Head Baseball Coach at Webber Township High School. He helped grow and develop the baseball team and enhanced the overall athletic programming for both schools in those roles. Millwood first started coaching when he was the owner and operator of one of the largest sports training facilities in Southern Illinois. While in that position, he worked with a diverse population of athletes ranging from kids and weekend warriors to Division I collegiate athletes and Cross-Fit and OCR competitors.

2021 Ohio Valley Conference Schedule

The Redhawks will play a 30-game Ohio Valley Conference slate in 2021. Each three-game series will be played over two days with a single game on Friday and a doubleheader on Saturday with the exception of the Redhawks home series with UT Martin (May 20-21) which will be contested on Thursday and Friday. In addition to UT Martin, Austin Peay (Mar. 19-20), Jacksonville State (Apr. 2-3), Tennessee



Tech (Apr. 16-17) and Eastern Kentucky (May 7-8) come to Cape Girardeau this year.

Meanwhile, the Redhawks road series in conference play are at SIU Edwardsville (Mar. 12-13), Eastern Illinois (Mar. 26-27), Murray State (Apr. 9-10), Belmont (Apr. 30-May 1) and Morehead State (May 14-15). The Redhawks will open OVC play on the road at SIUE.

Redhawks in the Major Leagues

A total of 10 Southeast Missouri players have gone on to play Major League Baseball. Presently, left-handed pitcher Joey Lucchesi, is the only former Redhawk on an active roster. Lucchesi, after spending three seasons with the San Diego Padres is in spring training with the New York Mets. He was traded to the Mets on Jan. 19. SEMO has had a total of 30 players drafted since 1966. Lucchesi is the highest draft pick out of the Redhawks baseball program when he went in the fourth round in 2018. Left-handed pitcher Galen McSpadden and first baseman Matt Tellor are SEMO's other two Top-10 draft picks. McSpadden was a sixth-round selection by the Padres and Tellor was a 10th-round pick by the Atlanta Braves in 2014.

On Deck

Southeast Missouri plays host to Illinois State in its home-opening series on Mar. 5-7. SEMO and ISU will play four games with a nine-inning matchup on Mar. 5 and Mar. 7, and a doubleheader on Mar. 6.



SOUTHEAST MISSOURI BASEBALL NOTES // #2 ARKANSAS SERIES

No.	Name	Pos.	Ht.	Wt.	Cl.	B/T	Hometown (High School/College)
00	Jeb Callaghan	LHP	6-1	222	Jr.	L/L	Yakima, Wash. (Naches Valley/George Washington)
1	Jevon Mason	OF	5-11	202	So.	R/R	West Des Moines, Iowa (West Des Moines Valley/Iowa Western CC)
2	Connor Basler	INF	6-1	183	Sr.	R/R	Ste. Genevieve, Mo. (Valle Catholic)
4	Braxton Zivic	OF	5-9	183	So.	R/R	Magnolia, Del. (Atlantic Shores Christian/Rend Lake College)
5	Noah Jacobsen	OF	6-1	200	Fr.	R/R	Potosi, Mo. (Potosi)
7	Kyle Miller	RHP	6-2	210	Fr.	R/R	Eureka, Mo. (Eureka)
8	Ty Stauss	UT	5-10	190	Fr.	L/R	Wildwood, Mo. (Lafayette)
9	Tyler Wilber	INF	6-3	225	Jr.	R/R	Los Alamitos, Calif. (Los Alamitos/Long Beach City College)
10	Lincoln Andrews	INF	6-4	228	Fr.	L/R	Canon City, Colo. (Canon City)
11	Rance Pittman	RHP	6-1	196	Jr.	R/R	West Linn, Ore. (West Linn/Lower Columbia College)
12	Andrew Keck	C	6-3	220	So.	R/R	St. Louis, Mo. (St. John Vianney)
13	Wade Stauss	C	6-2	225	R-So.	L/R	Wildwood, Mo. (Lafayette)
14	Danny Sperling	INF	6-1	188	So.	L/R	Wauconda, Ill. (Wauconda/McHenry County College)
15	Joseph Karall	RHP	6-2	218	So.	R/R	St. Albert, Alberta, Canada (Bellerose Composite/Cloud County CC)
16	Peyton Leeper	UT	5-11	200	Fr.	S/R	Mokane, Mo. (South Callaway)
17	Jon Sawyers	LHP	6-0	183	Fr.	L/L	Chesapeake, Va. (Atlantic Shores Christian/Rend Lake College)
18	Noah Niznik	LHP	5-11	196	So.	L/L	St. Louis, Mo. (St. John Vianney)
19	Danny Wright	OF	5-11	180	Sr.	S/R	Dardenne Prairie, Mo. (Fort Zumwalt West)
20	Ryan Vogt	RHP	6-4	220	So.	R/R	Ava, Ill. (Trico/McKendree University)
21	Josh Hoffmann	LHP	5-10	200	So.	L/L	Ballwin, Mo. (Parkway South/Southeastern CC (IA)
22	Austin Blazevec	INF	6-2	203	Sr.	L/R	Plainfield, Ill. (Plainfield Central/Kaskaskia College)
23	Brett Graber	OF	6-0	190	So.	R/R	Sacramento, Calif. (Capital Christian School/Cosumnes River College)
24	Fischer Rausch	RHP	6-5	237	Fr.	R/R	St. Louis, Mo. (Valley Park)
25	Dylan Dodd	LHP	6-3	210	Sr.	L/L	Danville, Ill. (Bismarck-Henning/Kankakee CC)
26	Collin Wilma	RHP	6-4	190	Fr.	R/R	Tinley Park, Ill. (Tinley Park)
27	Austin Williams	RHP	6-3	210	Jr.	R/R	Judsonia, Ark. (White County Central/Three Rivers CC)
28	Anthony Klein	RHP	6-1	225	Fr.	R/R	St. Louis, Mo. (Parkway Central)
30	Adonis Forte	OF	5-11	182	Fr.	L/L	Omaha, Neb. (Omaha Central)
31	Blake Cisneros	LHP	6-1	208	So.	L/L	Fenton, Mo. (Rockwood Summit)
32	Connery O'Donnell	RHP	6-3	212	So.	R/R	Milliken, Colo. (Roosevelt/Garden City CC)
33	Bryce Grossius	RHP	6-1	210	So.	R/R	St. Louis, Mo. (St. Mary's)
34	Brandon McCabe	RHP	6-0	215	So.	R/R	Boynton, Fla. (Trinity Christian Adademy/Rend Lake College)
35	Ryan Malzahn	OF	6-4	203	Fr.	R/R	O'Fallon, Mo. (Living Word Christian)
36	Joey Kossina	LHP	6-2	203	Fr.	L/L	Belleville, Ill. (Belleville West)
37	Hunter Ralls	RHP	6-3	190	So.	R/R	Anna, Ill. (Jonesboro)
38	Hayden Malenfant	RHP	6-2	197	Jr.	R/R	Whitby, Ontario (Sinclair Secondary/Southeastern CC (IA)
44	Matt Perego	RHP	6-7	252	So.	R/R	Ballwin, Mo. (Parkway West/John A. Logan College)
55	Noah Stone	RHP	6-8	283	So.	R/R	St. Louis, Mo. (Lutheran South/Three Rivers CC)

Coaches & Staff

3	Andy Sawyers, Head Coach (Fifth Year)
35	Matthew Kinney, Assistant Coach (Fourth Year)
6	Michael Cavazos, Volunteer Assistant (Second Year)
	Trevor Ezell, Director of Offensive Player Development (First Year)
	Drew Millwood, Director of Analytics (First Year)
	Brian Robbette, Strength & Conditioning
	Mike Patke, Athletic Trainer
	Connor Rooney, Manager
	Connor Martin, Manager
	Ben Kouba, Manager
	Evan Gray, Manager

Pronunciations

Connor Basler	BOZ-ler
Austin Blazevec	blaze-uh-vick
Jeb Callaghan	callahan (g is silent)
Blake Cisneros	sis-narrows
Adonis Forte	for-TAY
Bryce Grossius	grocius (like grocery)
Joseph Karall	carroll
Joey Kossina	CUSS-ee-nuh
Jevon Mason	JUH-von
Noah Niznik	nez-nick
Matt Perego	purr-ay-go
Ty Stauss	stauss (sounds like house)
Wade Stauss	stauss (sounds like house)
Ryan Vogt	vogue

SOUTHEAST MISSOURI BASEBALL NOTES // #2 ARKANSAS SERIES




No.	Name	Pos.	Ht.	Wt.	Cl.	B/T	Hometown (High School/College)
10	Lincoln Andrews	INF	6-4	228	Fr.	L/R	Canon City, Colo. (Canon City)
2	Connor Basler	INF	6-1	183	Sr.	R/R	Ste. Genevieve, Mo. (Valle Catholic)
22	Austin Blazevec	INF	6-2	203	Sr.	L/R	Plainfield, Ill. (Plainfield Central/Kaskaskia College)
00	Jeb Callaghan	LHP	6-1	222	Jr.	L/L	Yakima, Wash. (Naches Valley/George Washington)
31	Blake Cisneros	LHP	6-1	208	So.	L/L	Fenton, Mo. (Rockwood Summit)
25	Dylan Dodd	LHP	6-3	210	Sr.	L/L	Danville, Ill. (Bismarck-Henning/Kankakee CC)
30	Adonis Forte	OF	5-11	182	Fr.	L/L	Omaha, Neb. (Omaha Central)
23	Brett Graber	OF	6-0	190	So.	R/R	Sacramento, Calif. (Capital Christian School/Cosumnes River College)
33	Bryce Grossius	RHP	6-1	210	So.	R/R	St. Louis, Mo. (St. Mary's)
21	Josh Hoffmann	LHP	5-10	200	So.	L/L	Ballwin, Mo. (Parkway South/Southeastern CC (IA)
5	Noah Jacobsen	OF	6-1	200	Fr.	R/R	Potosi, Mo. (Potosi)
15	Joseph Karall	RHP	6-2	218	So.	R/R	St. Albert, Alberta, Canada (Bellerose Composite/Cloud County CC)
12	Andrew Keck	C	6-3	220	So.	R/R	St. Louis, Mo. (St. John Vianney)
28	Anthony Klein	RHP	6-1	225	Fr.	R/R	St. Louis, Mo. (Parkway Central)
36	Joey Kossina	LHP	6-2	203	Fr.	L/L	Belleville, Ill. (Belleville West)
16	Peyton Leeper	UT	5-11	200	Fr.	S/R	Mokane, Mo. (South Callaway)
38	Hayden Malenfant	RHP	6-2	197	Jr.	R/R	Whitby, Ontario (Sinclair Secondary/Southeastern CC (IA)
35	Ryan Malzahn	OF	6-4	203	Fr.	R/R	O'Fallon, Mo. (Living Word Christian)
1	Jevon Mason	OF	5-11	202	So.	R/R	West Des Moines, Iowa (West Des Moines Valley/Iowa Western CC)
34	Brandon McCabe	RHP	6-0	215	So.	R/R	Boynton, Fla. (Trinity Christian Adademy/Rend Lake College)
7	Kyle Miller	RHP	6-2	210	Fr.	R/R	Eureka, Mo. (Eureka)
18	Noah Niznik	LHP	5-11	196	So.	L/L	St. Louis, Mo. (St. John Vianney)
32	Connery O'Donnell	RHP	6-3	212	So.	R/R	Milliken, Colo. (Roosevelt/Garden City CC)
44	Matt Perego	RHP	6-7	252	So.	R/R	Ballwin, Mo. (Parkway West/John A. Logan College)
11	Rance Pittman	RHP	6-1	196	Jr.	R/R	West Linn, Ore. (West Linn/Lower Columbia College)
37	Hunter Ralls	RHP	6-3	190	So.	R/R	Anna, Ill. (Jonesboro)
24	Fischer Rausch	RHP	6-5	237	Fr.	R/R	St. Louis, Mo. (Valley Park)
17	Jon Sawyers	LHP	6-0	183	Fr.	L/L	Chesapeake, Va. (Atlantic Shores Christian/Rend Lake College)
14	Danny Sperling	INF	6-1	188	So.	L/R	Wauconda, Ill. (Wauconda/McHenry County College)
8	Ty Stauss	UT	5-10	190	Fr.	L/R	Wildwood, Mo. (Lafayette)
13	Wade Stauss	C	6-2	225	R-So.	L/R	Wildwood, Mo. (Lafayette)
55	Noah Stone	RHP	6-8	283	So.	R/R	St. Louis, Mo. (Lutheran South/Three Rivers CC)
20	Ryan Vogt	RHP	6-4	220	So.	R/R	Ava, Ill. (Trico/McKendree University)
9	Tyler Wilber	INF	6-3	225	Jr.	R/R	Los Alamitos, Calif. (Los Alamitos/Long Beach City College)
27	Austin Williams	RHP	6-3	210	Jr.	R/R	Judsonia, Ark. (White County Central/Three Rivers CC)
26	Collin Wilma	RHP	6-4	190	Fr.	R/R	Tinley Park, Ill. (Tinley Park)
19	Danny Wright	OF	5-11	180	Sr.	S/R	Dardenne Prairie, Mo. (Fort Zumwalt West)
4	Braxton Zivic	OF	5-9	183	So.	R/R	Magnolia, Del. (Atlantic Shores Christian/Rend Lake College)

Roster Breakdown

Total Squad Members	38
Seniors	4
Juniors	5
Sophomores	17
Freshmen	12
Newcomers	19
Position Starters Returning/Lost	6/3
Starting Pitchers Returning/Lost	3/1



SOUTHEAST MISSOURI BASEBALL NOTES // #2 ARKANSAS SERIES



Jeb Callaghan

LHP / 6-1 / 222 / Jr. / L/L
Yakima, Wash.



Jevon Mason

OF / 5-11 / 202 / So. / R/R
West Des Moines, Iowa




Connor Basler

INF / 6-1 / 183 / Sr. / R/R
Ste. Genevieve, Mo.



Braxton Zivic

OF / 5-9 / 183 / So. / R/R
Magnolia, Del.



Noah Jacobsen

OF / 6-1 / 200 / Fr. / R/R
Potosi, Mo.




Kyle Miller

RHP / 6-2 / 210 / Fr. / R/R
Eureka, Mo.




Ty Stauss

UT / 5-10 / 190 / Fr. / L/R
Wildwood, Mo.




Tyler Wilber

INF / 6-3 / 225 / Jr. / R/R
Los Alamitos, Calif.




Lincoln Andrews

INF / 6-4 / 228 / Fr. / L/R
Canon City, Colo.



Rance Pittman

RHP / 6-1 / 196 / Jr. / R/R
West Linn, Ore.




Andrew Keck

C / 6-3 / 220 / So. / R/R
St. Louis, Mo.




Wade Stauss

C / 6-2 / 225 / R-So. / L/R
Wildwood, Mo.




Danny Sperling

INF / 6-1 / 188 / So. / L/R
Wauconda, Ill.




Joseph Karall

RHP / 6-2 / 218 / So. / R/R
St. Albert, Alberta, Canada




Peyton Leeper

UT / 5-11 / 200 / Fr. / S/R
Mokane, Mo.



Jon Sawyers

LHP / 6-0 / 183 / Fr. / L/L
Magnolia, Del.




Noah Niznik

LHP / 5-11 / 196 / So. / L/R
St. Louis, Mo.



Danny Wright

OF / 5-11 / 180 / Sr. / S/R
Dardenne Prairie, Mo.




Ryan Vogt

RHP / 6-4 / 220 / So. / R/R
Ava, Ill.




Josh Hoffmann

LHP / 5-10 / 200 / So. / L/L
Ballwin, Mo.




Austin Blazevec

INF / 6-2 / 203 / Sr. / L/R
Plainfield, Ill.




Brett Graber

OF / 6-0 / 190 / So. / R/R
Sacramento, Calif.




Fischer Rausch

RHP / 6-5 / 237 / Fr. / R/R
St. Louis, Mo.




Dylan Dodd

LHP / 6-3 / 210 / Sr. / L/L
Danville, Ill.



Collin Wilma

RHP / 6-4 / 190 / Fr. / R/R
Tinley Park, Ill.



27

Austin Williams

RHP / 6-3 / 210 / Jr. / R/R
Judsonia, Ark.



28

Anthony Klein


RHP / 6-1 / 225 / Fr. / R/R
St. Louis, Mo.



30

Adonis Forte


OF / 5-11 / 182 / Fr. / L/L
Omaha, Neb.



31

Blake Cisneros

LHP / 6-1 / 208 / So. / L/L
Fenton, Mo.



32

Connery O'Donnell


RHP / 6-3 / 212 / So. / R/R
Milliken, Colo.



33

Bryce Grossius


RHP / 6-1 / 210 / So. / R/R
St. Louis, Mo.



34

Brandon McCabe


RHP / 6-0 / 215 / So. / R/R
Boynton, Fla.



35

Ryan Malzahn


OF / 6-4 / 203 / Fr. / R/R
O'Fallon, Mo.



36

Joey Kossina

LHP / 6-2 / 203 / Fr. / L/L
Belleville, Ill.



37

Hunter Ralls

RHP / 6-3 / 190 / So. / R/R
Anna, Ill.



38

Hayden Malenfant

RHP / 6-2 / 197 / Jr. / R/R
Whitby, Ontario



44

Matt Perego

RHP / 6-7 / 252 / So. / R/R
Ballwin, Mo.



55

Noah Stone

RHP / 6-8 / 283 / So. / R/R
St. Louis, Mo.



3

Andy Sawyers

Head Coach
Fifth Year



35

Matthew Kinney


Assistant Coach
Fourth Year



6


Michael Cavazos

Volunteer Assistant
Second Year



Trevor Ezell

Director of Offensive Player
Development / First Year



Drew Millwood

Director of Analytics
First Year




Connor Rooney
Manager



Connor Martin
Manager




Ben Kouba
Manager



Evan Gray
Manager



Mike Patke
Athletic Trainer



Brian Robbett
Strength & Conditioning



ANDY SAWYERS

HEAD COACH

FIFTH YEAR // NEBRASKA, 1998

Andy Sawyers enters his fifth year as Southeast Missouri's head coach in 2021.

SEMO had an overall record of 9-8 and a 2-1 mark in Ohio Valley Conference play when its 2020 season was abruptly cut short due to a global COVID-19 pandemic. The Redhawks heated up to win seven of nine contests prior to the end of competition.

The Redhawks led the OVC in batting average (.314), hits (188), triples (9), plate appearances (707), at-bats (598), hit by pitch (26), stolen bases (36), fewest walks allowed (54) and fielding percentage (.976), and rated second in slugging percentage (.503), on-base percentage (.404), runs (129), RBI (121) and home runs (21) at the time their 2020 campaign came to a close. SEMO also ranked among the top 10 teams in the nation in hits

(6th) and triples (8th).

Individually, Justin Dirden led the conference in slugging percentage (.900), RBI (26), home runs (9), hits (29), total bases (63) and stolen bases (9) before signing as an undrafted free agent with the Houston Astros.

Shortstop Tyler Wilber topped the OVC in runs (26) and center fielder Danny Wright tied a league-high with 29 hits when play was suspended.

Pitching wise, left-handers Dylan Dodd (2-1, 36 Ks) and Noah Niznik (3-0, 15 Ks) were a combined 5-1 with 51 strikeouts and two complete game shutouts through four starts in 2020.

Nineteen returnees are back for Sawyers to mentor again this spring as the Redhawks return over 60 percent of last year's roster.

None of those players lost any

eligibility after the COVID-19 pandemic influenced the NCAA Division I Council's decision to allow schools to provide spring-sport student-athletes an additional season of competition and an extension on their period of eligibility.

Before they took the field last spring, the Redhawks ushered in a state-of-the-art hitting facility adjacent to Capaha Field. The 4,000-square foot facility can fit up to four batting cages and is equipped with portable pitching mounds. It also had HitTrax Rapsodo technology which is used to enhance overall player performance through real-time stats and performance metrics.

In Sawyers' last full season of competition, SEMO went 23-32 during an injury-riddled 2019 campaign. The Redhawks played without five of their position starters for much of the season.

Despite the misfortune with injuries, SEMO had a pair of All-OVC performers in Wilber and Niznik.

A First-Team selection, Wilber led the OVC with a .383 batting average and was the Redhawks leader in hits (80) doubles (19), triples (3), RBI (40), slugging percentage (.531) and on-base percentage (.480).

Niznik, who landed a spot on the All-Newcomer Team, started 13 games as a freshman. He led the team with a 3.63 ERA, ranked second in innings (62) and third in both strikeouts (49) and wins (3).

The year before that, Sawyers guided the 2018 squad to the program's 13th consecutive OVC Tournament berth as the Redhawks finished 27-30 overall and second in the conference with a 20-10 record.

That team produced three First-Team All-OVC performers,



including Carlos Vega, Trevor Ezell and Dirden.

Sawyers was hired as the sixth head coach in program history on July 29, 2016.

In his first year as an NCAA Division I head coach in 2017, Sawyers led the Redhawks to a winning season (29-26 overall, 16-14 OVC). He also picked up his first career OVC Tournament win along the way.

First-Team pick Dan Holst, Second-Team selections Brian Lees, Chris Osborne, Justin Murphy and Clay Chandler, and All-Newcomer Team member Danny Wright formed a group of six All-OVC players in Sawyers' debut season as a Division I head coach.

In all, Sawyers has two decades worth of collegiate coaching experience.

Prior to arriving in Cape Girardeau, he worked two seasons as the Associate Head Coach/Offensive Coordinator at Big 12 Conference member Kansas State. There, Sawyers oversaw the hitters and catchers, while helping coordinate recruiting efforts.

Sawyers has coached in two College World Series, two NCAA Super Regionals and eight NCAA Tournaments during his coaching tenure. He has mentored 39 Major League Baseball draft picks, including two first-round selections and eight top-10 round picks.

The Wildcats ranked fourth in the Big 12 offensively with a .284 team batting average in 2016. K-State's offense registered a .400 slugging percentage and .372 on-base percentage, scored 335 runs, had 550 hits, belted 100 doubles, notched 17 triples, and finished with 30 home runs

and 300 RBI.

Sawyers coached freshman Josh Rolette who garnered Louisville Slugger Freshman All-American honors in 2016. He also helped mentor Jake Scudder who was named Big 12 Newcomer of the Year. The Wildcats had three student-athletes on the All-Big 12 Teams that season.

The 2015 and 2016 campaigns were Sawyers' second stint at K-State.

He previously served as an assistant coach for the Wildcats in 2009 and 2010. Sawyers helped lead K-State to an 80-30-1 record and the first two NCAA Regional appearances in school history over that span.

The 2009 season was a year of power for the Wildcats under Sawyers. The team hit 22 triples and 58 home runs, most in both categories since 1997. The offense shined when it came to stolen bases as the 149 steals were second-most in the nation and just two shy of breaking the Big 12 record. Overall, the team finished among Big 12 leaders in on-base percentage (2nd, .399), runs scored (2nd, 458), hits (2nd, 675), RBI (2nd, 420), doubles (3rd, 123), and fewest strikeouts (4th, 393).

Six Wildcats claimed All-Big 12 honors in 2009, including outfielder Nick Martini, who also garnered Louisville Slugger Freshman All America honors, and Justin Bloxom and Carter Jurica, who finished fourth and eighth, respectively, in the Big 12 in batting average.

The 2010 squad matched the success of 2009 by also reaching the NCAA postseason, and the offense topped the previous season totals in

batting average (.323 in 2010; .317 in 2009), runs per game (7.6 vs. 7.4) and OBP (.426 vs. .399).

Before K-State, Sawyers spent four seasons as Associate Head Coach at Texas A&M (2011-14). Those four seasons at Texas A&M represented the end of Sawyers' five-year stint with the Aggies after he spent 2008 as a volunteer assistant coach.

In each of those five seasons, Sawyers helped Texas A&M reach an NCAA Regional while also winning a pair of Big 12 championships. In addition, he coached standouts Tyler Naquin - 2011 Big 12 Player of the Year, All-American and a first round pick by the Cleveland Indians in 2012 - and Krey Bratson, a 2011 Freshman All-American.

Before his appointment at Texas A&M in 2008, Sawyers worked with current Aggie head coach Rob Childress as an assistant coach and recruiting coordinator at Nebraska from 2003-07.

While in Lincoln, he helped the Huskers earn four trips

to the NCAA Tournament, including an appearance at the 2005 College World Series. Sawyers, who lettered two years at Nebraska, worked with 12 Huskers who were selected in the MLB Draft, including Alex Gordon, a two-time Big 12 Player of the Year. In 2005, Gordon won five National Player of the Year awards before being taken as the second overall pick by the Kansas City Royals.

Sawyers took on all hitting coach responsibilities at Nebraska beginning with the 2006 season when the team hit .310 - its best mark in four years - and ranked in the top three of the Big 12 in home runs, stolen bases, on-base percentage and slugging percentage.

Sawyers served as the academic coordinator and worked with the catchers during his time at Nebraska, as well. He also had a hand in the Huskers recruiting their then-highest-rated class in school history, as the 2004 recruiting class was ranked 16th nationally by





SOUTHEAST MISSOURI BASEBALL NOTES // #2 ARKANSAS SERIES

Collegiate Baseball.

After working as the volunteer assistant at Nebraska in 2000, Sawyers worked the 2001 and 2002 seasons as head coach at Hutchinson Community College, compiling an 87-30 record and two postseason berths. In 2001, the Dragons went 40-16 and won the Jayhawk West Sub-Regional, while the 2002 squad set a school record with 47 wins and was ranked as high

as seventh by the NJCAA.

Sawyers' coaching career began at Northwestern (La.) State in 1999 as a volunteer assistant coach, helping the Demons finish second in the Southland Conference.

He first played collegiately at Point Loma (Calif.) Nazarene College in 1994. Following a year off, he played at Mendocino (Calif.) Junior College in 1996 before finishing up his playing

career at Nebraska.

A native of Willits, California, Sawyers received his bachelor (1998) and master's (2000) degrees from Nebraska. He is married to the former Dena Lindeblad and the couple have two sons, Andrew James (A.J.) and Alex.



Sawyers' Year-by-Year Records

Year	School	Assignment	Record	Conf./Finish	Postseason
1999	Northwestern State	Volunteer Assistant	38-21	18-9/2nd	
2000	Nebraska	Volunteer Assistant	51-17	21-9/2nd	NCAA Super Regional
2001	Hutchinson CC	Head Coach	40-16	-	Sub-Regional
2002	Hutchinson CC	Head Coach	47-11	-	Sub-Regional
2003	Nebraska	Assistant Coach	47-18	20-7/1st	NCAA Regional
2004	Nebraska	Assistant Coach	36-23	11-16/8th	-
2005	Nebraska	Assistant Coach	57-15	19-8/1st	NCAA College World Series
2006	Nebraska	Assistant Coach	42-17	17-10/3rd	NCAA Regional
2007	Nebraska	Assistant Coach	32-27	14-13/4th	NCAA Regional
2008	Texas A&M	Volunteer Assistant	46-19	19-8/1st	NCAA Super Regional
2009	Kansas State	Assistant Coach	43-18-1	14-11-1/4th	NCAA Regional
2010	Kansas State	Assistant Coach	37-22	14-12/3rd	NCAA Regional
2011	Texas A&M	Assoc. Head Coach	47-22	19-8/t1st	NCAA College World Series
2012	Texas A&M	Assoc. Head Coach	43-18	16-8/2nd	NCAA Regional
2013	Texas A&M	Assoc. Head Coach	34-29	13-16/6th	NCAA Regional
2014	Texas A&M	Assoc. Head Coach	36-26	14-16/5th	NCAA Regional
2015	Kansas State	Assoc. Head Coach	27-30	10-14/6th	-
2016	Kansas State	Assoc. Head Coach	26-31	8-16/8th	-
2017	Southeast Missouri	Head Coach	29-26	16-14/5th	OVC Tournament
2018	Southeast Missouri	Head Coach	27-30	20-10/2nd	OVC Tournament
2019	Southeast Missouri	Head Coach	23-32	10-20/10th	-
2020*	Southeast Missouri	Head Coach	9-8	2-1	-
2021	Southeast Missouri	Head Coach	2-1	-	-

* - Season ended due to COVID-19 pandemic

Overall Record as a Head Coach: 177-124 (6 years)

Record at Southeast Missouri, 90-97, 48-45 Ohio Valley Conference (5th year)

Record at Hutchinson CC, 87-27 (2 years)

Record as a college associate head coach, 213-156

Record as a college assistant coach, 294-140-1

Record as a volunteer assistant coach, 135-57

■ The Sawyers File

Experience:

21st Year (Fifth at SEMO)

Hometown:

Willits, Calif.

Birthdate:

May 24, 1975

Alma Mater:

Nebraska, 1998

Education:

B.A. History (Nebraska)

M.S. Education (Nebraska)

Date Hired:

July 29, 2016

Family:

Wife - Dena

Children - A.J., Alex

Playing Experience:

Point Loma Nazarene, 1994

Mendocino College, 1996

Nebraska, 1997-98

Coaching Experience:

Northwestern State, Volunteer Asst., 1999

Nebraska, Volunteer Asst., 2000

Hutchinson CC, Head Coach, 2001-02

Nebraska, Assistant Coach, 2003-07

Texas A&M, Volunteer Asst., 2008

Kansas State, Assistant Coach, 2009-10

Texas A&M, Assoc. Head Coach, 2011-14

Kansas State, Assoc. Head Coach, 2015-16

Southeast Missouri, Head Coach, 2017-pr.



2021 Final Statistics

Record: 2-1 Home: 0-0 Away: 2-1 OVC: 0-0

Player	avg	gp-gs	ab	r	h	2b	3b	hr	rbi	tb	slg%	bb	hp	so	gdp	ob%	sf	sh	sb-att	po	a	e	fld%
22 BLAZEVIC, Austin	.455	3-3	11	5	5	1	0	0	1	6	.545	1	1	2	0	.538	0	0	0-0	29	4	0	1.000
10 ANDREWS, Lincoln	.385	3-3	13	1	5	1	0	0	3	6	.462	0	0	5	0	.385	0	0	0-0	0	0	0	.000
12 KECK, Andrew	.357	3-3	14	2	5	0	0	1	2	8	.571	0	0	2	1	.357	0	0	1-2	5	0	1	.833
9 WILBER, Tyler	.333	3-3	12	0	4	0	0	0	0	4	.333	3	0	4	1	.467	0	0	1-1	2	5	0	1.000
13 STAUSS, Wade	.214	3-3	14	1	3	0	0	1	2	6	.429	0	1	8	0	.250	1	0	0-0	23	5	0	1.000
19 WRIGHT, Danny	.071	3-3	14	3	1	0	0	0	0	1	.071	1	0	4	0	.133	0	0	1-1	5	0	0	1.000

2 BASLER, Connor	.333	3-3	9	1	3	1	0	0	3	4	.444	1	0	4	0	.400	0	3	4-4	8	9	0	1.000
16 LEEPER, Peyton	.286	3-3	7	4	2	0	1	0	0	4	.571	4	1	2	0	.583	0	2	0-0	4	7	1	.917
8 STAUSS, Ty	.000	2-1	7	0	0	0	0	0	1	0	.000	0	0	2	0	.000	1	0	0-0	2	0	0	1.000
5 JACOBSEN, Noah	.000	2-2	5	0	0	0	0	0	1	0	.000	0	0	3	0	.000	0	0	0-0	1	0	0	1.000
Totals	.264	3	106	17	28	3	1	2	13	39	.368	10	3	36	2	.339	2	5	7-8	81	36	2	.983
Opponents	.216	3	88	14	19	4	0	2	12	29	.330	17	2	25	1	.349	2	7	3-4	84	28	7	.941

LOB - Team (25), Opp (21). DPs turned - Team (2), Opp (3).

(All games Sorted by Earned run avg)

Player	era	w-l	app	gs	cg	sho	sv	ip	h	r	er	bb	so	2b	3b	hr	b/avg	wp	hp	bks	sfa	sha
18 NIZNIK, Noah	0.00	0-0	1	1	0	0/0	0	5.1	3	2	0	4	3	0	0	0	.158	2	1	0	0	0
25 DODD, Dylan	1.50	1-0	1	1	0	0/0	0	6.0	3	1	1	1	8	2	0	1	.143	0	0	0	0	0
31 CISNEROS, Blake	4.91	1-1	3	0	0	0/0	0	3.2	2	2	2	2	4	0	0	0	.222	1	0	0	0	3
20 VOGT, Ryan	6.00	0-0	1	1	0	0/0	0	3.0	3	2	2	3	2	0	0	1	.300	1	0	0	0	0
33 GROSSIUS, Bryce	7.36	0-0	2	0	0	0/0	0	3.2	4	3	3	2	2	1	0	0	.333	2	1	0	1	2

7 MILLER, Kyle	0.00	0-0	2	0	0	0/0	1	2.1	2	0	0	1	4	1	0	0	.222	2	0	0	0	0
32 O'DONNELL, Connery	6.75	0-0	1	0	0	0/0	0	1.1	0	1	1	1	0	0	0	0	.000	1	0	0	1	1
27 WILLIAMS, Austin	13.50	0-0	1	0	0	0/0	0	1.1	2	2	2	2	2	0	0	0	.400	1	0	0	0	1
37 RALLS, Hunter	27.00	0-0	1	0	0	0/0	0	0.1	0	1	1	1	0	0	0	0	.000	0	0	0	0	0
Totals	4.00	2-1	3	3	0	0/0	1	27.0	19	14	12	17	25	4	0	2	.216	10	2	0	2	7
Opponents	4.82	1-2	3	3	0	0/0	1	28.0	28	17	15	10	36	3	1	2	.264	5	3	0	2	5

SBA/ATT - STAUSS, W. (3-4), WILLIAMS, A. (1-1), DODD, D. (1-1), GROSSIUS, B. (1-1), NIZNIK, N. (0-1).


2020 Final OVC Statistics

Record: 2-1 Home: 0-0 Away: 2-1 OVC: 2-1

Player	avg	gp-gs	ab	r	h	2b	3b	hr	rbi	tb	slg%	bb	hp	so	gdp	ob%	sf	sh	sb-att	po	a	e	fld%
9 WILBER, Tyler	.647	3-3	17	8	11	2	0	1	8	16	.941	1	1	0	0	.684	0	0	1-1	5	4	1	.900
23 DIRDEN, Justin	.467	3-3	15	5	7	1	1	2	8	16	1.067	2	1	2	0	.526	1	0	1-1	6	3	0	1.000
12 KECK, Andrew	.333	3-3	15	5	5	1	0	0	5	6	.400	2	1	2	0	.444	0	0	2-2	6	1	0	1.000
22 BLAZEVIC, Austin	.333	3-3	15	4	5	1	0	0	3	6	.400	2	1	2	0	.444	0	0	1-1	31	2	0	1.000

16 LEEPER, Peyton	.500	2-0	2	3	1	0	0	0	0	1	.500	1	0	0	0	.667	0	0	0-0	0	1	0	1.000
10 ANDREWS, Lincoln	.500	2-0	2	1	1	0	1	0	0	3	1.500	1	0	0	0	.667	0	0	0-0	0	0	0	.000
1 HAHN, Landon	.462	3-3	13	4	6	1	0	0	5	7	.538	2	1	2	0	.563	0	0	0-2	1	14	1	.938
2 BASLER, Connor	.455	3-3	11	4	5	0	0	0	4	5	.455	4	1	2	0	.625	0	0	0-0	3	1	0	1.000
13 STAUSS, Wade	.455	3-3	11	5	5	2	0	0	3	7	.636	4	0	3	0	.600	0	0	0-1	14	2	1	.941
19 WRIGHT, Danny	.417	3-3	12	5	5	0	1	0	7	7	.583	3	2	3	0	.588	0	0	1-1	3	0	0	1.000
4 FEUERSTAKE, Caleb	.357	3-3	14	7	5	1	1	1	5	11	.786	1	0	3	0	.375	1	0	2-2	9	0	0	1.000
Totals	.441	3	127	51	56	9	4	4	48	85	.669	23	8	19	0	.544	2	0	8-11	80	35	3	.975
Opponents	.336	3	116	24	39	7	0	5	24	61	.526	9	3	23	0	.392	2	0	0-0	81	40	4	.968

LOB - Team (28), Opp (26). DPs turned - Team (0), Opp (3). Picked off - DIRDEN, J. 2, KECK, A. 1.

(OVC games only Sorted by Earned run avg)

Player	era	w-l	app	gs	cg	sho	sv	ip	h	r	er	bb	so	2b	3b	hr	b/avg	wp	hp	bks	sfa	sha
18 NIZNIK, Noah	1.50	1-0	1	1	0	0/0	0	6.0	5	1	1	0	6	1	0	1	.217	0	0	0	0	0
25 DODD, Dylan	6.00	1-0	1	1	0	0/0	0	6.0	6	4	4	2	7	1	0	0	.240	1	1	0	0	0
26 WILMA, Collin	21.00	0-0	1	1	0	0/0	0	3.0	9	7	7	0	4	2	0	2	.500	0	0	0	0	0

38 MALENFANT, Hayden	0.00	0-0	2	0	0	0/0	0	2.2	0	0	0	0	1	0	0	0	.000	0	0	0	0	0
37 WEBB, David	0.00	0-0	1	0	0	0/0	0	2.0	3	2	0	1	1	0	0	0	.333	0	0	0	0	0
35 COX, Braden	0.00	0-0	1	0	0	0/0	0	1.0	0	0	0	1	0	0	0	0	.000	0	0	0	0	0
28 NEEDHAM, Dylan	0.00	0-0	1	0	0	0/0	0	1.0	1	0	0	0	0	0	0	0	.250	0	1	0	0	0
36 MCNEELY, Bryan	0.00	0-0	1	0	0	0/0	0	0.0	1	0	0	0	0	0	0	0	1.000	0	0	0	0	0
31 CISNEROS, Blake	4.50	0-0	1	0	0	0/0	0	2.0	3	1	1	3	2	1	0	0	.429	0	0	0	0	0
33 GROSSIUS, Bryce	13.50	0-0	1	0	0	0/0	0	1.1	4	2	2	1	1	0	0	1	.571	0	0	0	0	0
21 HOJNACKI, Michael	27.00	0-0	1	0	0	0/0	0	1.0	3	3	3	1	1	1	0	1	.600	1	0	0	1	0
14 MEYN, Keegan	54.00	0-1	1	0	0	0/0	0	0.2	4	4	4	0	0	1	0	0	.800	0	1	0	1	0
Totals	7.43	2-1	3	3	0	0/0	0	26.2	39	24	22	9	23	7	0	5	.336	2	3	0	2	0
Opponents	15.33	1-2	3	3	0	0/0	0	27.0	56	51	46	23	19	9	4	4	.441	2	8	0	2	0

PB - Team (1), KECK, A. 1. Pickoffs - Team (0), Opp (3).


2021 Results

Date	Opponent		Score	Inns	Overall	OVC	Pitcher of record	Attend	Time
02-19-21	at South Alabama	w	4-2	9	1-0-0	0-0-0	DODD, D. (W 1-0)	665	2:55
02-20-21	at South Alabama	L	5-6	9	1-1-0	0-0-0	CISNEROS, B. (L 0-1)	751	3:35
02-21-21	at South Alabama	w	8-6	(10)	2-1-0	0-0-0	CISNEROS, B. (W 1-0)	785	3:40

() extra inning game



SOUTHEAST MISSOURI BASEBALL NOTES // #2 ARKANSAS SERIES

2021 Season/Career Statistics

Record: 2-1 Home: 0-0 Away: 2-1 OVC: 0-0

Player	SEASON													CAREER													
	Avg	G-GS	AB	R	H	2B	3B	HR	RBI	BB	Hbp	SO	Sb-Att	Avg	G-GS	AB	R	H	2B	3B	HR	RBI	BB	Hbp	SO	Sb-Att	
22 BLAZEVIC, Austin	.455	3-3	11	5	5	1	0	0	1	1	1	2	0-0	.286	54-53	203	35	58	9	1	3	38	16	7	30	6-9	
10 ANDREWS, Lincoln	.385	3-3	13	1	5	1	0	0	3	0	0	5	0-0	.190	14-10	42	4	8	1	1	0	3	2	1	17	0-0	
12 KECK, Andrew	.357	3-3	14	2	5	0	0	1	2	0	0	2	1-2	.304	67-64	237	35	72	14	1	5	46	23	2	53	18-23	
9 WILBER, Tyler	.333	3-3	12	0	4	0	0	0	0	3	0	4	1-1	.386	75-75	290	69	112	28	4	5	52	51	7	36	5-9	
13 STAUSS, Wade	.214	3-3	14	1	3	0	0	1	2	0	1	8	0-0	.220	79-71	245	40	54	13	1	12	46	43	14	99	2-5	
19 WRIGHT, Danny	.071	3-3	14	3	1	0	0	0	0	1	0	4	1-1	.302	173-167	660	125	199	29	6	10	105	80	30	138	35-45	

2 BASLER, Connor	.333	3-3	9	1	3	1	0	0	3	1	0	4	4-4	.246	181-176	618	121	152	27	3	0	64	78	25	129	46-56	
16 LEEPER, Peyton	.286	3-3	7	4	2	0	1	0	0	4	1	2	0-0	.118	15-11	34	7	4	0	1	0	0	9	2	13	0-1	
8 STAUSS, Ty	.000	2-1	7	0	0	0	0	0	1	0	0	2	0-0	.000	2-1	7	0	0	0	0	0	1	0	0	2	0-0	
5 JACOBSEN, Noah	.000	2-2	5	0	0	0	0	0	1	0	0	3	0-0	.000	2-2	5	0	0	0	0	0	1	0	0	3	0-0	
Totals	.264	3-3	106	17	28	3	1	2	13	10	3	36	7-8														
Opponents	.216	3-3	88	14	19	4	0	2	12	17	2	25	3-4														

(All games Sorted by Earned run avg)

(All games Sorted by Earned run avg)																										
Player	SEASON													CAREER												
	ERA	W-L	App	GS	CG	Sho	Sv	IP	H	R	ER	BB	SO	ERA	W-L	App	GS	CG	Sho	Sv	IP	H	R	ER	BB	SO
18 NIZNIK, Noah	0.00	0-0	1	1	0	0	0	5.1	3	2	0	4	3	3.39	6-4	18	18	2	1	0	90.1	83	40	34	27	67
25 DODD, Dylan	1.50	1-0	1	1	0	0	0	6.0	3	1	1	1	8	4.64	7-6	19	19	1	1	0	108.2	106	58	56	30	121
31 CISNEROS, Blake	4.91	1-1	3	0	0	0	0	3.2	2	2	2	2	4	6.00	2-5	31	2	0	0	0	42.0	50	33	28	19	35
20 VOGT, Ryan	6.00	0-0	1	1	0	0	0	3.0	3	2	2	3	2	6.00	0-0	1	1	0	0	0	3.0	3	2	2	3	2
33 GROSSIUS, Bryce	7.36	0-0	2	0	0	0	0	3.2	4	3	3	2	2	7.36	0-0	2	0	0	0	0	3.2	4	3	3	2	2

7 MILLER, Kyle	0.00	0-0	2	0	0	0	1	2.1	2	0	0	1	4	0.00	0-0	2	0	0	0	1	2.1	2	0	0	1	4
32 O'DONNELL, Connery	6.75	0-0	1	0	0	0	0	1.1	0	1	1	1	0	6.75	0-0	1	0	0	0	0	1.1	0	1	1	1	0
27 WILLIAMS, Austin	13.50	0-0	1	0	0	0	0	1.1	2	2	2	2	2	13.50	0-0	1	0	0	0	0	1.1	2	2	2	2	2
37 RALLS, Hunter	27.00	0-0	1	0	0	0	0	0.1	0	1	1	1	0	27.00	0-0	1	0	0	0	0	0.1	0	1	1	1	0
Totals	4.00	2-1	3	3	0	0	1	27.0	19	14	12	17	25													
Opponents	4.82	1-2	3	3	0	0	1	28.0	28	17	15	10	36													

**Multiple-Hit Games**

Player	2	3	4	5+	Total
Lincoln Andrews	2	-	-	-	2
Austin Blazeovic	2	-	-	-	2
Connor Basler	1	-	-	-	1
Andrew Keck	-	1	-	-	1
Tyler Wilber	1	-	-	-	1
Wade Stauss	1	-	-	-	1

Multiple-RBI Games

Player	2	3	4	5+	Total
Andrew Keck	1	-	-	-	1
Lincoln Andrews	1	-	-	-	1
Wade Stauss	1	-	-	-	1

Inning-by-Inning Summary

Inning	SEMO	Opp.
First	2	0
Second	1	2
Third	1	1
Fourth	5	3
Fifth	0	0
Sixth	2	1
Seventh	0	4
Eighth	1	2
Ninth	3	1
Extra Innings	2	0
Total	17	14

Inning-by-Inning Summary (OVC Games)

Inning	SEMO	Opp.
-	-	-

Current Hitting Streaks

Player	Games	Started
Lincoln Andrews	3	2/19
Andrew Keck	3	2/19
Austin Blazeovic	3	2/19
Tyler Wilber	3	2/19

Current Reached Base Streaks

Player	Games	Started
Lincoln Andrews	3	2/19
Tyler Wilber	3	2/19
Austin Blazeovic	3	2/19
Andrew Keck	3	2/19
Peyton Leeper	3	2/19
Wade Stauss	3	2/19

Career Multiple-Hit Games

Player	2	3	4	5+	Total
Danny Wright	31	24	-	-	55
Tyler Wilber	25	8	4	-	37
Connor Basler	27	3	3	-	33
Andrew Keck	17	3	2	-	22
Austin Blazeovic	18	1	-	-	19
Wade Stauss	10	1	1	-	12
Lincoln Andrews	2	-	-	-	2

Career Multiple-RBI Games

Player	2	3	4	5+	Total
Danny Wright	13	4	2	3	22
Andrew Keck	12	4	-	-	16
Wade Stauss	13	1	-	1	15
Connor Basler	5	3	2	-	10
Tyler Wilber	6	2	-	2	10
Austin Blazeovic	3	5	1	-	9
Lincoln Andrews	1	-	-	-	1

Career Games Played/Started

Player	GP/Started
Connor Basler	178/173
Danny Wright	173/167
Wade Stauss	79/71
Tyler Wilber	75/75
Andrew Keck	67/64
Austin Blazeovic	54/53
Blake Cisneros	28/2
Bryce Grossius	23/1
Dylan Dodd	19/19
Noah Niznik	18/18
Peyton Leeper	15/11
Lincoln Andrews	14/10
Rance Pittman	6/0
Hayden Malenfant	5/0
Collin Wilma	4/3
Ty Stauss	2/1
Noah Jacobsen	2/2
Ryan Vogt	1/1

00 Jeb Callaghan

2021 Season/Career-Highs

Innings Pitched.....	-
Fewest Hits.....	-
Most Hits.....	-
Fewest Runs.....	-
Most Runs.....	-
Fewest Walks.....	-
Strikeouts.....	-

1 Jevon Mason

2021 Season/Career-Highs

At-Bats.....	-
Runs.....	-
Hits.....	-
Doubles.....	-
Triples.....	-
Home Runs.....	-
RBI.....	-
Stolen Bases.....	-

2 Connor Basler

2021 Season-Highs

At-Bats.....	3, 3x, last at South Alabama (2/21)
Runs.....	1, at South Alabama (2/21)
Hits.....	2, at South Alabama (2/19)
Doubles.....	1, at South Alabama (2/19)
Triples.....	-
Home Runs.....	-
RBI.....	1, 3x, last at South Alabama (2/21)
Stolen Bases.....	2, at South Alabama (2/21)

Career-Highs

At-Bats.....	6, 2x, last vs. Eastern Kentucky (5/10/19)
Runs.....	3, 3x, last vs. Purdue Fort Wayne (3/2/19)
Hits.....	4, 3x, last vs. Tennessee Tech (4/19/19)
Doubles.....	2, 2x, last at Austin Peay (3/31/18)
Triples.....	1, 3x, last at Belmont (5/3/19)
Home Runs.....	-
RBI.....	4, vs. Murray State (4/21/18)
Stolen Bases.....	2, 9x, last at South Alabama (2/21)

4 Braxton Zivic

2021 Season/Career-Highs

At-Bats.....	-
Runs.....	-
Hits.....	-
Doubles.....	-
Triples.....	-
Home Runs.....	-
RBI.....	-
Stolen Bases.....	-

5 Noah Jacobsen

2021 Season/Career-Highs

At-Bats.....	4, at South Alabama (2/19)
Runs.....	-
Hits.....	-
Doubles.....	-
Triples.....	-
Home Runs.....	-
RBI.....	1, at South Alabama (2/19)
Stolen Bases.....	-

7 Kyle Miller

2021 Season/Career-Highs

Innings Pitched.....	2.0, at South Alabama (2/19)
Fewest Hits.....	1, 2x, last at South Alabama (2/20)
Most Hits.....	1, 2x, last at South Alabama (2/20)
Fewest Runs.....	0, 2x, last at South Alabama (2/20)
Most Runs.....	-
Fewest Walks.....	0, at South Alabama (2/19)
Strikeouts.....	4, at South Alabama (2/19)

8 Ty Stauss

2021 Season/Career-Highs

At-Bats.....	4, at South Alabama (2/21)
Runs.....	-
Hits.....	-
Doubles.....	-
Triples.....	-
Home Runs.....	-
RBI.....	1, at South Alabama (2/21)
Stolen Bases.....	-

9 Tyler Wilber

2021 Season-Highs

At-Bats.....	5, at South Alabama (2/19)
Runs.....	-
Hits.....	2, at South Alabama (2/20)
Doubles.....	-
Triples.....	-
Home Runs.....	-
RBI.....	-
Stolen Bases.....	1, at South Alabama (2/21)

Career-Highs

At-Bats.....	6, 3x, last at UT Martin (3/7/20)
Runs.....	3, 5x, last at UT Martin (3/7/20)
Hits.....	4, 4x, last at UT Martin (3/7/20)
Doubles.....	2, 3x, last vs. Ohio (2/29/20)
Triples.....	1, 4x, last vs. Northern Illinois (2/22/20)
Home Runs.....	1, 5x, last at UT Martin (3/6/20)
RBI.....	6, at UT Martin (3/6/20)
Stolen Bases.....	1, 5x, last at South Alabama (2/21/21)

10 Lincoln Andrews

2021 Season-Highs

At-Bats.....	5, at South Alabama (2/21)
Runs.....	1, at South Alabama (2/20)
Hits.....	2, 2x, last at South Alabama (2/20)
Doubles.....	1, at South Alabama (2/20)
Triples.....	-
Home Runs.....	-
RBI.....	2, at South Alabama (2/19)
Stolen Bases.....	-

Career-Highs

At-Bats.....	5, 2x, last at South Alabama (2/21/21)
Runs.....	1, 4x, last at South Alabama (2/20/21)
Hits.....	2, 2x, last at South Alabama (2/20/21)
Doubles.....	1, at South Alabama (2/20/21)
Triples.....	1, at UT Martin (3/7/20)
Home Runs.....	-
RBI.....	2, at South Alabama (2/19/20)
Stolen Bases.....	-



SOUTHEAST MISSOURI BASEBALL NOTES // #2 ARKANSAS SERIES

11 Rance Pittman

2021 Season-Highs

Innings Pitched.....	-
Fewest Hits.....	-
Most Hits.....	-
Fewest Runs.....	-
Most Runs.....	-
Fewest Walks.....	-
Strikeouts.....	-

Career-Highs

Innings Pitched.....	2.0, at Southern Illinois (3/11/20)
Fewest Hits.....	0, vs. Ohio (2/29/20)
Most Hits.....	4, at Arkansas State (3/3/20)
Fewest Runs.....	0, 4x, last at Southern Illinois (3/11/20)
Most Runs.....	1, 2x, last at Arkansas State (3/3/20)
Fewest Walks.....	0, 5x, last at Southern Illinois (3/11/20)
Strikeouts.....	2, at Arkansas State (3/3/20)

12 Andrew Keck

2021 Season-Highs

At-Bats.....	5, 2x, last at South Alabama (2/21)
Runs.....	1, 2x, last at South Alabama (2/20)
Hits.....	3, at South Alabama (2/21)
Doubles.....	-
Triples.....	-
Home Runs.....	1, at South Alabama (2/21)
RBI.....	2, at South Alabama (2/21)
Stolen Bases.....	1, at South Alabama (2/21)

Career-Highs

At-Bats.....	6, at UT Martin (3/8/20)
Runs.....	2, 5x, last at UT Martin (3/7/20)
Hits.....	4, 2x, last vs. Northern Illinois (2/22/20)
Doubles.....	2, at Belmont (5/5/19)
Triples.....	1, vs. Eastern Kentucky (5/10/19)
Home Runs.....	1, 5x, last at South Alabama (2/21/21)
RBI.....	3, 4x, last vs. Ohio (2/29/20)
Stolen Bases.....	2, 3x, last at UL Monroe (2/16/20)

13 Wade Stauss

2021 Season-Highs

At-Bats.....	5, 2x, last at South Alabama (2/21)
Runs.....	1, at South Alabama (2/21)
Hits.....	1, at South Alabama (2/21)
Doubles.....	-
Triples.....	-
Home Runs.....	1, at South Alabama (2/21)
RBI.....	2, at South Alabama (2/21)
Stolen Bases.....	-

Career-Highs

At-Bats.....	5, 6x, last at South Alabama (2/21/21)
Runs.....	3, vs. Purdue Fort Wayne (3/2/19)
Hits.....	4, at UT Martin (3/17/18)
Doubles.....	2, at UT Martin (3/6/20)
Triples.....	1, vs. Western Illinois (2/23/19)
Home Runs.....	1, 12x, last at South Alabama (2/21/21)
RBI.....	5, vs. South Dakota State (3/2/18)
Stolen Bases.....	1, 2x, last vs. Eastern Illinois (4/8/18)

14 Danny Sperling

2021 Season/Career-Highs

At-Bats.....	-
Runs.....	-
Hits.....	-
Doubles.....	-
Triples.....	-
Home Runs.....	-
RBI.....	-
Stolen Bases.....	-

15 Joseph Karall

2021 Season/Career-Highs

Innings Pitched.....	-
Fewest Hits.....	-
Most Hits.....	-
Fewest Runs.....	-
Most Runs.....	-
Fewest Walks.....	-
Strikeouts.....	-

16 Peyton Leeper

2021 Season-Highs

At-Bats.....	5, at South Alabama (2/21)
Runs.....	2, at South Alabama (2/20)
Hits.....	1, 2x, last at South Alabama (2/21)
Doubles.....	-
Triples.....	1, at South Alabama (2/20)
Home Runs.....	-
RBI.....	-
Stolen Bases.....	-

Career-Highs

At-Bats.....	5, at South Alabama (2/21/21)
Runs.....	3, at UT Martin (3/7/20)
Hits.....	1, 4x, last at South Alabama (2/21/21)
Doubles.....	-
Triples.....	1, at South Alabama (2/20/21)
Home Runs.....	-
RBI.....	-
Stolen Bases.....	-

17 Jon Sawyers

2021 Season/Career-Highs

Innings Pitched.....	-
Fewest Hits.....	-
Most Hits.....	-
Fewest Runs.....	-
Most Runs.....	-
Fewest Walks.....	-
Strikeouts.....	-

18 Noah Niznik

2021 Season-Highs

Innings Pitched.....	5.1, at South Alabama (2/20)
Fewest Hits.....	3, at South Alabama (2/20)
Most Hits.....	3, at South Alabama (2/20)
Fewest Runs.....	2, at South Alabama (2/20)
Most Runs.....	2, at South Alabama (2/20)
Fewest Walks.....	4, at South Alabama (2/20)
Strikeouts.....	3, at South Alabama (2/20)

Career-Highs

Innings Pitched.....	7.0, 2x, last vs. Ohio (2/29/20)
Fewest Hits.....	2, vs. Purdue Fort Wayne (3/2/19)
Most Hits.....	8, vs. Northern Illinois (2/22/20)
Fewest Runs.....	0, 4x, last vs. Ohio (2/29/20)
Most Runs.....	7, vs. Northern Illinois (2/22/20)
Fewest Walks.....	0, 4x, last at UT Martin (3/7/20)
Strikeouts.....	7, 2x, last vs. UT Martin (3/10/19)

19 Danny Wright

2021 Season-Highs

At-Bats.....	5, 2x, last at South Alabama (2/20)
Runs.....	2, at South Alabama (2/21)
Hits.....	1, at South Alabama (2/21)
Doubles.....	-
Triples.....	-
Home Runs.....	-
RBI.....	-
Stolen Bases.....	1, at South Alabama (2/21)

Career-Highs

At-Bats.....	7, vs. Northern Illinois (2/22/20)
Runs.....	3, 2x, last at Tennessee Tech (4/29/18)
Hits.....	3, 24x, last at UT Martin (3/7/20)
Doubles.....	2, 2x, last vs. Northern Illinois (2/23/20)
Triples.....	3, 6x, last at UT Martin (3/7/20)
Home Runs.....	1, 10x, last vs. Northern Illinois (2/22/20)
RBI.....	5, 2x, last at UT Martin (3/7/20)
Stolen Bases.....	2, 2x, last vs. Ohio (2/29/20)

20 Ryan Vogt

2021 Season/Career-Highs

Innings Pitched.....	3.0, at South Alabama (2/21)
Fewest Hits.....	3, at South Alabama (2/21)
Most Hits.....	3, at South Alabama (2/21)
Fewest Runs.....	2, at South Alabama (2/21)
Most Runs.....	2, at South Alabama (2/21)
Fewest Walks.....	3, at South Alabama (2/21)
Strikeouts.....	-

21 Josh Hoffmann

2021 Season/Career-Highs

Innings Pitched.....	-
Fewest Hits.....	-
Most Hits.....	-
Fewest Runs.....	-
Most Runs.....	-
Fewest Walks.....	-
Strikeouts.....	-

22 Austin Blazeovic

2021 Season-Highs

At-Bats.....	5, at South Alabama (2/21)
Runs.....	2, 2x, last at South Alabama (2/21)
Hits.....	2, 2x, last at South Alabama (2/21)
Doubles.....	1, at South Alabama (2/21)
Triples.....	-
Home Runs.....	-
RBI.....	1, at South Alabama (2/21)
Stolen Bases.....	-

Career-Highs

At-Bats.....	6, vs. Northern Illinois (2/22/20)
Runs.....	4, vs. Purdue Fort Wayne (3/2/19)
Hits.....	3, vs. Purdue Fort Wayne (2/22/20)
Doubles.....	1, 9x, last at South Alabama (2/21/21)
Triples.....	1, vs. Purdue Fort Wayne (3/1/19)
Home Runs.....	1, 3x, last vs. Tennessee Tech (4/20/19)
RBI.....	4, vs. Western Michigan (2/17/19)
Stolen Bases.....	1, 6x, last at UT Martin (3/7/20)

23 Brett Graber

2021 Season/Career-Highs

At-Bats.....	-
Runs.....	-
Hits.....	-
Doubles.....	-
Triples.....	-
Home Runs.....	-
RBI.....	-
Stolen Bases.....	-

24 Fischer Rausch

2021 Season/Career-Highs

Innings Pitched.....	-
Fewest Hits.....	-
Most Hits.....	-
Fewest Runs.....	-
Most Runs.....	-
Fewest Walks.....	-
Strikeouts.....	-

**25 Dylan Dodd**

2021 Season-Highs	
Innings Pitched.....	6.0, at South Alabama (2/19)
Fewest Hits.....	3, at South Alabama (2/19)
Most Hits.....	3, at South Alabama (2/19)
Fewest Runs.....	1, at South Alabama (2/19)
Most Runs.....	1, at South Alabama (2/19)
Fewest Walks.....	1, at South Alabama (2/19)
Strikeouts.....	8, at South Alabama (2/19)

Career-Highs	
Innings Pitched.....	9.0, vs. Ohio (2/28/20)
Fewest Hits.....	2, vs. Purdue Fort Wayne (3/1/19)
Most Hits.....	8, at Murray State (4/12/19)
Fewest Runs.....	0, 2x, last vs. Ohio (2/28/20)
Most Runs.....	8, at Murray State (4/12/19)
Fewest Walks.....	0, 4x, last vs. Ohio (2/28/20)
Strikeouts.....	15, vs. Ohio (2/28/20)

26 Collin Wilma

2021 Season-Highs	
Innings Pitched.....	-
Fewest Hits.....	-
Most Hits.....	-
Fewest Runs.....	-
Most Runs.....	-
Fewest Walks.....	-
Strikeouts.....	-

Career-Highs	
Innings Pitched.....	7.1, vs. Ohio (2/29/20)
Fewest Hits.....	2, at UL Monroe (2/15/20)
Most Hits.....	9, at UT Martin (3/8/20)
Fewest Runs.....	1, at UL Monroe (2/15/20)
Most Runs.....	7, at UT Martin (3/8/20)
Fewest Walks.....	0, at UT Martin (3/8/20)
Strikeouts.....	6, vs. Northern Illinois (2/22/20)

27 Austin Williams

2021 Season/Career-Highs	
Innings Pitched.....	1.1, at South Alabama (2/20)
Fewest Hits.....	2, at South Alabama (2/20)
Most Hits.....	2, at South Alabama (2/20)
Fewest Runs.....	2, at South Alabama (2/20)
Most Runs.....	2, at South Alabama (2/20)
Fewest Walks.....	2, at South Alabama (2/20)
Strikeouts.....	2, at South Alabama (2/20)

28 Anthony Klein

2021 Season/Career-Highs	
Innings Pitched.....	-
Fewest Hits.....	-
Most Hits.....	-
Fewest Runs.....	-
Most Runs.....	-
Fewest Walks.....	-
Strikeouts.....	-

30 Adonis Forte

2021 Season-Highs	
At-Bats.....	-
Runs.....	-
Hits.....	-
Doubles.....	-
Triples.....	-
Home Runs.....	-
RBI.....	-
Stolen Bases.....	-

31 Blake Cisneros

2021 Season-Highs	
Innings Pitched.....	2.2, at South Alabama (2/21)
Fewest Hits.....	0, 2x, last at South Alabama (2/20)
Most Hits.....	2, at South Alabama (2/21)
Fewest Runs.....	0, at South Alabama (2/19)
Most Runs.....	1, 2x, last at South Alabama (2/21)
Fewest Walks.....	0, at South Alabama (2/19)
Strikeouts.....	3, at South Alabama (2/21)

Career-Highs	
Innings Pitched.....	3.0, 2x, last vs. Austin Peay (3/24/19)
Fewest Hits.....	0, 9x, last at South Alabama (2/20/21)
Most Hits.....	6, vs. Purdue Fort Wayne (3/1/19)
Fewest Runs.....	0, 11x, last at South Alabama (2/19/21)
Most Runs.....	3, 4x, last vs. Northern Illinois (2/21/20)
Fewest Walks.....	0, 19x, last at South Alabama (2/19/21)
Strikeouts.....	5, vs. McKendree (4/23/19)

32 Connery O'Donnell

2021 Season/Career-Highs	
Innings Pitched.....	1.1, at South Alabama (2/21)
Fewest Hits.....	0, at South Alabama (2/21)
Most Hits.....	-
Fewest Runs.....	1, at South Alabama (2/21)
Most Runs.....	1, at South Alabama (2/21)
Fewest Walks.....	1, at South Alabama (2/21)
Strikeouts.....	-

33 Bryce Grossius

2021 Season-Highs	
Innings Pitched.....	3.0, at South Alabama (2/21)
Fewest Hits.....	1, at South Alabama (2/19)
Most Hits.....	3, at South Alabama (2/21)
Fewest Runs.....	1, at South Alabama (2/19)
Most Runs.....	2, at South Alabama (2/21)
Fewest Walks.....	1, 2x, last at South Alabama (2/21)
Strikeouts.....	2, at South Alabama (2/21)

Career-Highs	
Innings Pitched.....	4.0, vs. Tennessee Tech (4/19/19)
Fewest Hits.....	0, 10x, last at Arkansas State (3/3/20)
Most Hits.....	5, vs. Tennessee Tech (4/19/19)
Fewest Runs.....	0, 11x, last at Arkansas State (3/3/20)
Most Runs.....	5, 2x, last at Missouri (5/1/19)
Fewest Walks.....	0, 9x, last at Arkansas State (3/3/20)
Strikeouts.....	3, vs. Tennessee Tech (4/19/19)

34 Brandon McCabe

2021 Season/Career-Highs	
Innings Pitched.....	-
Fewest Hits.....	-
Most Hits.....	-
Fewest Runs.....	-
Most Runs.....	-
Fewest Walks.....	-
Strikeouts.....	-

35 Ryan Malzahn

2021 Season-Highs	
At-Bats.....	-
Runs.....	-
Hits.....	-
Doubles.....	-
Triples.....	-
Home Runs.....	-
RBI.....	-
Stolen Bases.....	-

36 Joey Kossina

2021 Season/Career-Highs	
Innings Pitched.....	-
Fewest Hits.....	-
Most Hits.....	-
Fewest Runs.....	-
Most Runs.....	-
Fewest Walks.....	-
Strikeouts.....	-

37 Hunter Ralls

2021 Season/Career-Highs	
Innings Pitched.....	0.1, at South Alabama (2/20)
Fewest Hits.....	0, at South Alabama (2/20)
Most Hits.....	-
Fewest Runs.....	1, at South Alabama (2/20)
Most Runs.....	1, at South Alabama (2/20)
Fewest Walks.....	1, at South Alabama (2/20)
Strikeouts.....	-

38 Hayden Malenfant

2021 Season-Highs	
Innings Pitched.....	-
Fewest Hits.....	-
Most Hits.....	-
Fewest Runs.....	-
Most Runs.....	-
Fewest Walks.....	-
Strikeouts.....	-

Career-Highs	
Innings Pitched.....	2.1, at UL Monroe (2/14/20)
Fewest Hits.....	0, 2x, last at UT Martin (3/8/20)
Most Hits.....	4, at UL Monroe (2/14/20)
Fewest Runs.....	0, 2x, last at UT Martin (3/8/20)
Most Runs.....	2, 2x, last vs. Ohio (3/1/20)
Fewest Walks.....	0, 3x, last at UT Martin (3/8/20)
Strikeouts.....	2, at UL Monroe (2/14/20)

44 Matt Perego

2021 Season/Career-Highs	
Innings Pitched.....	-
Fewest Hits.....	-
Most Hits.....	-
Fewest Runs.....	-
Most Runs.....	-
Fewest Walks.....	-
Strikeouts.....	-

55 Noah Stone

2021 Season/Career-Highs	
Innings Pitched.....	-
Fewest Hits.....	-
Most Hits.....	-
Fewest Runs.....	-
Most Runs.....	-
Fewest Walks.....	-
Strikeouts.....	-



SOUTHEAST MISSOURI BASEBALL NOTES // #2 ARKANSAS SERIES

Game-by-Game Starting Lineups

Opponent	P	C	1B	2B	3B	SS	LF	CF	RF	DH
South Alabama	Dodd	W. Stauss	Blazevic	Basler	Leeper	Wilber	Keck	Wright	Jacobsen	Andrews
South Alabama	Niznik	W. Stauss	Blazevic	Basler	Leeper	Wilber	Keck	Wright	Jacobsen	Andrews
South Alabama	Vogt	W. Stauss	Blazevic	Basler	Leeper	Wilber	T. Stauss	Wright	Keck	Andrews
Arkansas										
Arkansas										
Arkansas										
Arkansas										
Illinois State										
Illinois State										
Illinois State										
Illinois State										
SIU Edwardsville										
SIU Edwardsville										
SIU Edwardsville										
Saint Louis										
Austin Peay										
Austin Peay										
Austin Peay										
Southern Illinois										
Eastern Illinois										
Eastern Illinois										
Eastern Illinois										
Missouri State										
Jacksonville State										
Jacksonville State										
Jacksonville State										
Murray State										
Murray State										
Murray State										
UT Martin										
Tennessee Tech										
Tennessee Tech										
Tennessee Tech										
Missouri State										
Missouri State										
Missouri State										
Missouri State										
Austin Peay										
Belmont										
Belmont										
Belmont										
Eastern Kentucky										
Eastern Kentucky										
Eastern Kentucky										
Morehead State										
Morehead State										
Morehead State										
UT Martin										
UT Martin										
UT Martin										



Game-by-Game Hitting

Opponent	AB	R	H	RBI	2B	3B	HR	BB	IBB	SB	CS	HBP	SAC	SE	GDP	K	PQ	A	E	Avg
Southeast Missouri	31	4	7	4	1	0	0	3	0	1	1	2	3	0	1	10	27	10	0	.226
South Alabama	31	2	5	2	2	0	1	2	0	1	0	0	0	1	0	13	27	10	3	.161
Southeast Missouri	36	5	10	2	1	1	0	2	0	1	0	1	1	0	1	13	24	12	2	.254
South Alabama	27	6	6	4	1	0	0	9	0	1	1	1	3	0	0	5	27	9	2	.190
Southeast Missouri	39	8	11	7	1	0	2	5	0	5	0	0	1	2	0	13	30	14	0	.264
South Alabama	30	6	8	6	1	0	1	6	0	1	0	1	4	1	1	7	30	9	2	.216
Southeast Missouri																				
Arkansas																				
Southeast Missouri																				
Arkansas																				
Southeast Missouri																				
Arkansas																				
Southeast Missouri																				
Illinois State																				
Southeast Missouri																				
Illinois State																				
Southeast Missouri																				
Illinois State																				
Southeast Missouri																				
SIU Edwardsville																				
Southeast Missouri																				
SIU Edwardsville																				
Southeast Missouri																				
SIU Edwardsville																				
Southeast Missouri																				
Saint Louis																				
Southeast Missouri																				
Austin Peay																				
Southeast Missouri																				
Austin Peay																				
Southeast Missouri																				
Austin Peay																				
Southeast Missouri																				
Southern Illinois																				
Southeast Missouri																				
Eastern Illinois																				
Southeast Missouri																				
Eastern Illinois																				
Southeast Missouri																				
Eastern Illinois																				
Southeast Missouri																				
Missouri State																				
Southeast Missouri																				
Jacksonville State																				
Southeast Missouri																				
Jacksonville State																				
Southeast Missouri																				
Jacksonville State																				
Southeast Missouri																				
Murray State																				
Southeast Missouri																				
Murray State																				



SOUTHEAST MISSOURI BASEBALL NOTES // #2 ARKANSAS SERIES

Game-by-Game Hitting

Opponent	AB	R	H	RBI	2B	3B	HR	BB	IBB	SB	CS	HBP	SAC	SF	GDP	K	PQ	A	E	Avg
Southeast Missouri Murray State																				
Southeast Missouri UT Martin																				
Southeast Missouri Tennessee Tech																				
Southeast Missouri Tennessee Tech																				
Southeast Missouri Tennessee Tech																				
Southeast Missouri Missouri State																				
Southeast Missouri Missouri State																				
Southeast Missouri Missouri State																				
Southeast Missouri Missouri State																				
Southeast Missouri Missouri State																				
Southeast Missouri Austin Peay																				
Southeast Missouri Belmont																				
Southeast Missouri Belmont																				
Southeast Missouri Belmont																				
Southeast Missouri Eastern Kentucky																				
Southeast Missouri Eastern Kentucky																				
Southeast Missouri Eastern Kentucky																				
Southeast Missouri Morehead State																				
Southeast Missouri Morehead State																				
Southeast Missouri Morehead State																				
Southeast Missouri UT Martin																				
Southeast Missouri UT Martin																				
Southeast Missouri UT Martin																				



Game-by-Game Pitching

Opponent	IP	H	R	ER	BB	SO	2B	3B	HR	WP	BK	HBP	DP	IBB	Score	W-L	SV	ERA
Southeast Missouri	9.0	5	2	2	2	13	2	0	1	2	0	0	0	0	4-2	1-0	1	2.00
South Alabama	9.0	7	4	4	3	10	1	0	0	2	0	2	2	0	2-4	0-1	0	4.00
Southeast Missouri	8.0	6	6	4	9	5	1	0	0	4	0	1	0	0	5-6	1-1	1	3.18
South Alabama	9.0	10	5	3	2	13	1	1	0	1	0	1	1	0	6-5	1-1	1	3.50
Southeast Missouri	10.0	8	6	6	6	7	1	0	1	4	0	1	2	0	8-6	2-1	1	4.00
South Alabama	10.0	11	8	8	5	13	1	0	2	2	0	0	0	0	6-8	1-2	1	4.82
Southeast Missouri																		
Arkansas																		
Southeast Missouri																		
Arkansas																		
Southeast Missouri																		
Arkansas																		
Southeast Missouri																		
Arkansas																		
Southeast Missouri																		
Illinois State																		
Southeast Missouri																		
Illinois State																		
Southeast Missouri																		
Illinois State																		
Southeast Missouri																		
Illinois State																		
Southeast Missouri																		
SIU Edwardsville																		
Southeast Missouri																		
SIU Edwardsville																		
Southeast Missouri																		
SIU Edwardsville																		
Southeast Missouri																		
Saint Louis																		
Southeast Missouri																		
Austin Peay																		
Southeast Missouri																		
Austin Peay																		
Southeast Missouri																		
Austin Peay																		
Southeast Missouri																		
Southern Illinois																		
Southeast Missouri																		
Eastern Illinois																		
Southeast Missouri																		
Eastern Illinois																		
Southeast Missouri																		
Eastern Illinois																		
Southeast Missouri																		
Missouri State																		
Southeast Missouri																		
Jacksonville State																		
Southeast Missouri																		
Jacksonville State																		
Southeast Missouri																		
Jacksonville State																		
Southeast Missouri																		
Murray State																		
Southeast Missouri																		
Murray State																		



SOUTHEAST MISSOURI BASEBALL NOTES // #2 ARKANSAS SERIES

Game-by-Game Pitching

Opponent	IP	H	R	ER	BB	SO	2B	3B	HR	WP	BK	HBP	DP	IBB	Score	W-L	SV	ERA
Southeast Missouri Murray State																		
Southeast Missouri UT Martin																		
Southeast Missouri Tennessee Tech																		
Southeast Missouri Tennessee Tech																		
Southeast Missouri Tennessee Tech																		
Southeast Missouri Missouri State																		
Southeast Missouri Missouri State																		
Southeast Missouri Missouri State																		
Southeast Missouri Missouri State																		
Southeast Missouri Austin Peay																		
Southeast Missouri Belmont																		
Southeast Missouri Belmont																		
Southeast Missouri Belmont																		
Southeast Missouri Eastern Kentucky																		
Southeast Missouri Eastern Kentucky																		
Southeast Missouri Eastern Kentucky																		
Southeast Missouri Morehead State																		
Southeast Missouri Morehead State																		
Southeast Missouri Morehead State																		
Southeast Missouri UT Martin																		
Southeast Missouri UT Martin																		
Southeast Missouri UT Martin																		



Southeast Missouri's Record

Overall.....	2-1
At Home.....	0-0
On the Road.....	2-1
At Neutral Sites.....	0-0
Against Non-OVC Opponents.....	2-1
Against OVC Opponents.....	0-0
In Home OVC Games.....	0-0
In Away OVC Games.....	0-0
vs. Ranked Teams.....	0-0
In February.....	2-1
In March.....	0-0
In April.....	0-0
In May.....	0-0
On Mondays.....	0-0
On Tuesdays.....	0-0
On Wednesdays.....	0-0
On Thursdays.....	0-0
On Fridays.....	1-0
On Saturdays.....	0-1
On Sundays.....	1-0
In Day Games.....	2-1
In Night Games.....	0-0
In Extra Inning Games.....	1-0
When Redhawks Score First.....	1-1
When Opponents Score First.....	1-0
vs. Left-Handed Starter.....	1-0
vs. Right-Handed Starter.....	1-1
In 1-Run Games.....	0-1
In 2-Run Games.....	2-0
In 5+ Run Games.....	0-0
Shutouts.....	0-0
When Leading After Six Innings.....	1-1
When Trailing After Six Innings.....	1-0
When Tied After Six Innings.....	0-0
When Redhawks Starter Goes 6 or more Innings.....	1-0
When Redhawks Get 10 or more Hits.....	1-1
When Redhawks Outhit Opponents.....	2-1
When Redhawks Get Outhit.....	0-0
When Hits are Tied.....	0-0
When Scoring 0-2 Runs.....	0-0
When Scoring 3-5 Runs.....	1-1
When Scoring 6-9 Runs.....	1-0
When Scoring 10+ Runs.....	0-0
When Opponents Score 0-2 Runs.....	1-0
When Opponents Score 3-5 Runs.....	0-0
When Opponents Score 6-9 Runs.....	1-1
When Opponents Score 10+ Runs.....	0-0
Without Hitting a Home Run.....	1-1
When Hitting 1 Home Run.....	0-0
When Hitting 2+ Home Runs.....	1-0
Committing 0 Errors.....	2-0
Committing 1 Error.....	0-0
Committing 2+ Errors.....	0-1

Honors & Awards

Preseason All-OVC

Dylan Dodd, LHP
Tyler Wilber, SS

D1Baseball Top-100 Shortstops

Tyler Wilber, #17

OVC Player of the Week

Austin Blazeovic, 1B, Feb. 22

OVC Pitcher of the Week

Dylan Dodd, LHP, Feb. 22