



SOUTH CAROLINA BASEBALL

South Carolina Baseball Contact: Kent Reichert - (803) 777-5257 - kentr2@mailbox.sc.edu

2021 SOUTH CAROLINA SCHEDULE

FEBRUARY (6-0)

19	DAYTON	W, 12-1
20	DAYTON	W, 12-5
21	DAYTON	W, 5-1
23	WINTHROP	W, 12-4
27	vs. Clemson (Fluor Field)	W, 3-2 (11)
28	CLEMSON	W, 8-7

MARCH (11-6)

2	at Winthrop	W, 19-8
5	MERCER	W, 5-1
6	MERCER	W, 4-0
7	MERCER	W, 1-0
10	at The Citadel	W, 11-7
12	at Texas	L, 1-4
13	at Texas	L, 0-3
14	at Texas	L, 5-8
17	DAVIDSON	L, 4-9
19	at Vanderbilt*	L, 2-3
20	at Vanderbilt*	L, 0-5
21	at Vanderbilt*	W, 6-5
23	THE CITADEL	W, 8-3
26	FLORIDA*	W, 9-8 (14)
27	FLORIDA*	W, 4-1
28	FLORIDA*	W, 8-5
30	GARDNER-WEBB	W, 9-4

APRIL (7-4)

2	at Georgia*	L, 3-5
3	at Georgia*	W, 13-7
4	at Georgia*	W, 5-1
6	vs. North Carolina (Truist Field)	L, 2-3 (10)
9	MISSOURI*	L, 2-7
10	MISSOURI*	W, 11-1
11	MISSOURI*	W, 13-4
13	CHARLESTON SOUTHERN	W, 9-0
15	at LSU*	L, 1-5
17	at LSU*	W, 4-2 (7)
17	at LSU*	W, 9-0 (7)
22	ARKANSAS*	7 p.m.
23	ARKANSAS*	7 p.m.
24	ARKANSAS*	4 p.m.
27	THE CITADEL	7 p.m.
30	at Ole Miss*	7:30 p.m.

MAY

1	at Ole Miss*	7 p.m.
2	at Ole Miss*	2:30 p.m.
4	NORTH FLORIDA	7 p.m.
7	MISSISSIPPI STATE*	7 p.m.
8	MISSISSIPPI STATE*	4 p.m.
9	MISSISSIPPI STATE*	2 p.m.
11	at Clemson	6 p.m.
14	at Kentucky*	6:30 p.m.
15	at Kentucky*	2 p.m.
16	at Kentucky*	1 p.m.
18	APPALACHIAN STATE	7 p.m.
20	TENNESSEE*	7 p.m.
21	TENNESSEE*	7 p.m.
22	TENNESSEE*	4 p.m.
25-30	at SEC Tournament (Hoover, Ala.)	TBA

JUNE

4-7	NCAA Regionals	TBA
11-14	NCAA Super Regionals	TBA
18-30	College World Series (Omaha, Neb.)	TBA

All times Eastern. Dates and times subject to change

* denotes SEC game

() denotes TV or Neutral Site game

SOUTH CAROLINA (24-10, 10-5) VS. ARKANSAS (30-6, 11-4)

Dates: Thursday, April 22 – Saturday, April 24
Times: 7/7/4 p.m.
Place: Founders Park -- Columbia, S.C.

LIVE COVERAGE

Radio: Gamecock Radio Network
(Derek Scott and Tommy Moody)
Broadcast: SEC Network (Thursday), SEC Network Plus (Friday and Saturday)
Internet: Additional coverage on Facebook, Instagram, & Twitter @GamecockBaseball



PROBABLE PITCHING ROTATION

Thursday: RHP Thomas Farr (2-3, 3.28 ERA) vs. RHP Caleb Bolden (2-0, 4.63 ERA)
Friday: RHP Bannon Jordan (4-2, 3.15 ERA) vs. RHP Peyton Palette (1-2, 4.06 ERA)
Saturday: RHP Will Sanders (6-1, 2.11 ERA) vs. TBA

FOR STARTERS

The University of South Carolina baseball team hosts top-ranked Arkansas in a three-game SEC series starting Thursday, April 22 at 7 p.m. Friday's game also is scheduled for 7 p.m. with Saturday's game starting at 4 p.m.

Thursday's game will be televised on SEC Network with Dave Neal and Ben McDonald on the call. Friday and Saturday's games will be on SEC Network Plus. Every Gamecock contest will be on the Gamecock Radio Network with Derek Scott and Tommy Moody on the call.

Carolina is coming off winning 2-of-3 games at LSU this past weekend, including sweeping a doubleheader against the Tigers on Saturday by scores of 4-2 and 9-0. Brady Allen had the game-winning two-run double in game one while Will Sanders pitched six scoreless frames in game two.

SCOUTING ARKANSAS

The Razorbacks took 2-of-3 games against Texas A&M this past weekend. Matt Goodheart was a Collegiate Baseball National Player of the Week after going 10-for-17 at the plate with five home runs in four games last week. Goodheart is hitting .343 with 11 home runs and 27 RBI while Brady Slavens has 10 homers and 45 runs-batted-in. On the mound, Kevin Kopps has four saves and 54 strikeouts in 32 innings with a perfect 6-0 record. Arkansas' midweek game against Grambling was cancelled due to wintry weather in Fayetteville.

SERIES VS. ARKANSAS

This will be the first time the two teams will meet on the diamond since 2018, when the Gamecocks and Razorbacks met seven times, including three in the Fayetteville Super Regional. Arkansas has a 41-33 series advantage and won 5-of-7 games against Carolina in 2018. The Gamecocks won the middle game of the super regional, 8-5, behind a grand slam from LT Tolbert and a quality start from Cody Morris. Carolina swept Arkansas in the last meeting in Columbia in 2016.

COMEBACK KIDS IN LSU WIN

Carolina was trailing 2-0 heading into the top of the seventh in game one of a doubleheader at LSU on April 17, but the Gamecocks scored four runs in the inning to earn a 4-2 win in an eventual doubleheader sweep. David Mendham and Colin Burgess led off the inning with singles. They moved up 90 feet on Noah Myers' sacrifice bunt and scored on Braylen Wimmer's double to right. After George Callil was hit by a pitch, Brady Allen brought in a pair with a double to left.

FOLLOW ON SOCIAL MEDIA



@GAMECOCKBASEBALL // #GAMECOCKS
 FACEBOOK.COM//GAMECOCKBASEBALL
 WWW.GAMECOCKSONLINE.COM

SOUTH CAROLINA QUICK FACTS

GENERAL INFORMATION

Location.....Columbia, S.C.
 Enrollment.....34,731
 Founded.....1801
 University President.....Robert L. Caslen
 Athletics Director.....Ray Tanner
 Faculty Representative.....Dr. Valinda Littlefield
 Conference.....Southeastern
 Nickname.....Gamecocks
 Colors.....Garnet & Black
 Mascot.....Cocky

TEAM INFORMATION

Head Coach.....Mark Kingston
 Alma Mater.....North Carolina, 1995
Record at South Carolina.....101-68 (3 years)
Career Record.....374-248-1 (12th Year)
 Assistant Coach.....Trip Couch
 Assistant Coach.....Skylar Meade
 Assistant Coach.....Stuart Lake
 Student Assistant Coach.....Sawyer Bridges
 Director of Player Development.....Mike Current
 Director of Sport Performance.....Billy Anderson
 Athletics Trainer.....Bryan Wells
 Academic Advisor.....Storm Blitz

2020 SEASON IN REVIEW/2021 OUTLOOK

2020 Overall Record.....12-4
 2020 SEC Record/Finish.....N/A
 2020 Postseason Finish.....N/A
 Position Starters Returning/Lost.....8/1
 Pitchers Returning/Lost.....13/7
 Players Returning/Lost.....22/12

PROGRAM HISTORY

First Year of Baseball.....1892
 First Year in SEC.....1992
 All-Time Record.....2,668-1,601-17 (.624)
 All-Time SEC Record.....467-364-1 (.562)
 SEC Championships.....3 (2000, 2002, 2011)
 SEC Conference Tournament Titles.....1 (2004)
 SEC East Titles.....7 (1999, 2000, 2002, 2003, 2011, 2012, 2016)
 National Championships.....2 (2010, 2011)
 NCAA Appearances/Last.....32/2018
 NCAA Tournament Record.....136-69
 College World Series Appearances/Last.....11/2012
 College World Series Record.....32-20

FACILITY INFORMATION

Stadium (Dimensions).....
Founders Park (L-325, C-400, R-325,A-375)
 Capacity...6,400 permanent seats (8,242 standing-room only)
 Press Box Phone.....803-777-6648

MEDIA INFORMATION

Assistant A.D. /Media Relations.....Steve Fink
 Associate Media Rel. Dir./Baseball Contact.....Kent Reichert
 Media Relations Main Phone.....803-777-5204
 Media Relations Fax.....803-777-2967
 Reichert Office Phone.....803-777-5257
 Reichert Cell Phone.....734-548-0878
 Reichert E-mail.....kent2@mailbox.sc.edu
 Official Athletics Web Site...www.GamecocksOnline.com
 Official Baseball Twitter.....@GamecockBaseball
 Media Relations Address.....University of South Carolina Athletics
Rice Athletics Center
1304 Heyward Street
Columbia, SC 29208

SOUTH CAROLINA-ARKANSAS HEAD-TO-HEAD

Category	South Carolina	Arkansas
Games	34	36
Batting Average	.268	.287
At-Bats	1142	1207
Runs	220	306
Hits	306	347
Doubles	68	53
Triples	4	8
Home Runs	52	70
Slugging Pct.	.471	.519
On-Base Pct.	.367	.412
Stolen Bases	20-26	35-40
ERA	3.33	4.19
Innings	303.0	320.0
Earned Runs	112	149
Strikeouts	419	367
Walks	128	141
Hits	238	276
Fielding Pct.	.975	.979
Overall Record	24-10	30-6
Conference Record	10-5 SEC	11-4 SEC
Current Streak	W2	L1
Last 5 Games	4-1	4-1
Last 10 Games	7-3	8-2

MENDHAM DELIVERS IN LSU SERIES

David Mendham was 4-for-9 with a triple, a home run and two RBI in the LSU series. His single in the top of the seventh inning in game one of Saturday's doubleheader started the eventual four-run inning. Then in game two, he homered in the first inning in the 9-0 win. Mendham is hitting .306 in his last 10 games with seven RBI.

ALLEN DELIVERS IN MISSOURI SERIES

Brady Allen was 6-for-11 with six runs scored, two doubles, one home run and six RBI in a series win over Missouri on April 9-11. His three-run home run on Saturday got the Gamecocks on the board in the fifth inning. Allen then drove in four runs in Sunday's 13-4 win over the Tigers. On the season, Allen leads the team with a .309 batting average and has nine home runs and 30 RBI.

LLOYD, KERRY CLUTCH OUT OF THE PEN

Juniors Daniel Lloyd and Brett Kerry each had strong outings out of the bullpen in the series win over Missouri. On Saturday, Lloyd pitched four scoreless innings, allowing four hits with no walks and two strikeouts to earn the save in the 11-1 victory. Then on Sunday, Kerry struck out eight in four innings of relief, allowing six hits and two runs with no walks. Carolina's bullpen has nine wins and 198 strikeouts in 144 innings pitched this season.

GAMECOCKS TAKE SERIES IN ATHENS

Carolina won a series at Georgia for the first time since 2010 on April 2-4, winning the final two contests by scores of 13-7 and 5-1. Carolina had four home runs and Brannon Jordan struck out 11 in Saturday's win, while Brady Allen tagged a pair of home runs, including one to lead off the game, while Will Sanders struck out four in an eight-inning start.

SANDERS STIFLES GEORGIA BATS

Freshman Will Sanders went eight-plus innings, allowing just one run while not walking a batter in Carolina's 5-1 win over Georgia on April 4. He gave up eight hits and struck out four while allowing just two runners to reach third base in the win. Sanders was awarded Co-Freshman of the Week honors by the SEC for his performance as he moved to 6-1 on the year with a 2.11 ERA.

GAMECOCKS SWEEP GATORS FOR FIRST TIME SINCE 2006

Carolina swept Florida for the first time since 2006 as the Gamecocks moved to 4-2 in

2 NCAA Championships, 3 SEC Championships, 7 SEC East Titles, 31 NCAA Appearances

SEC play. Friday's game went 5:31 and 14 innings, capped off by a Colin Burgess RBI double for a 9-8 win. Brannon Jordan allowed one unearned run in seven innings and Wes Clarke belted a three-run home run in a 4-1 win on Saturday and the Gamecocks hit five home runs on Sunday in an 8-5 win. The sweep was the first for the Gamecocks in SEC play since Carolina won three games against LSU in 2018.

BURGESS THE HERO ON FRIDAY VS. FLORIDA

Colin Burgess hit an opposite-field double in the bottom of the 14th inning in a 9-8 win over Florida on March 26. The Gamecocks were trailing 8-7 going into the bottom of the 14th but got a game-tying home run from Andrew Eyster. Jeff Heinrich followed with a single to set up Burgess' heroics. Burgess was named the SEC Newcomer of the Week, catching all 41 innings in four games while hitting .444 with a double and a home run.

JORDAN PITCHES GEM VS. FLORIDA

Brannon Jordan went seven innings, allowing just five hits and an unearned run in a 4-1 win over Florida on March 27. He walked just one, which was an intentional walk, and struck out nine to move to 2-2 on the season. Jordan retired 10 of the last 11 batters he faced and had at least one strikeout in six of the seven innings he pitched.

KERRY K's COMMODORES

Junior Brett Kerry struck out 10 in 5.2 innings of relief as Carolina won the series finale against No. 2 Vanderbilt, 6-5, on Sunday afternoon (March 21). Kerry allowed just three hits and did not walk a batter in his appearance to move to 2-0 on the season. Kerry currently has a 2.22 ERA with 46 strikeouts in 24.1 innings pitched.

FARR RECORDS CAREER HIGH VS. LONGHORNS

Thomas Farr struck out a career high 10 batters in Carolina's 4-1 loss to Texas on March 12. Farr went six innings in the start, allowing seven hits and a run with just one walk to go along with the 10 punchouts. On the season, Farr is 2-2 with a 3.25 ERA.

GAMECOCKS IN THE NATIONAL RANKINGS

Carolina has earned a spot in all six of college baseball's national polls after the eighth weekend of play. The Gamecocks are seventh in Collegiate Baseball, eighth in Perfect Game, ninth in Baseball America, 11th in D1Baseball.com and USA Today and 13th in the NCBWA.

GAMECOCKS SECURE SERIES WIN OVER CLEMSON

For the second time in three seasons, Carolina has won the series over Clemson. This time, after a rain out on Friday night, the Gamecocks had back-to-back walk-off wins over the Tigers on Feb. 27 and 28. Andrew Eyster delivered the walk-off hit in both games of the series. His double in Greenville on Saturday drove in Brady Allen in the bottom of the 11th. He then had a walk-off single in the ninth in Columbia on Sunday. The third game will be played on May 11 in Clemson.

EYSTER SEND EVERYONE HOME -- TWICE

Andrew Eyster had walk-off hits in back-to-back wins over Clemson on Feb. 27-28. The senior from Ocala, Fla., doubled in the 11th inning in a 3-2 win on Saturday in Greenville. He then had a walk-off single in the ninth inning in the 8-7 win on Sunday in Columbia. Eyster is hitting .455 with five doubles, a triple, a home run and six RBI in eight games played against the Tigers.

CLARKE HAS A START TO REMEMBER

Wes Clarke has had a start to remember in 2021. The two-time SEC Co-Player of the Week and National Player of the Week is hitting .280 with 15 home runs, 35 RBI, 81 total bases, 39 runs scored, three doubles and 32 walks. Clarke hit two home runs on Feb. 20 against Dayton and had three in the 12-4 win over Winthrop. It was the first time a Gamecock had three home runs in a game since Justin Smoak had three against USC Upstate on April 15, 2008. The junior then had two home runs, including a three-run shot, in the win over Clemson on Feb. 28. Clarke currently is tied for the national lead in home runs with 15 and leads the SEC in home runs and is second in runs scored and walks.

WILL EQUALS WINS IN CLEMSON WEEKEND

Will Sanders earned wins in both Clemson games on Feb. 27 and Feb. 28. He came into the 11th inning with runners on first and second with no outs and induced a double play and groundout to end the Clemson threat. Carolina then went on to win in the bottom of the 11th. On Sunday vs. Clemson, Sanders again came in with runners on first and second with one out in the ninth and got a fly out and groundout to end the Clemson threat. He picked up the win after Carolina walked it off in the ninth.

NO BREAKS IN THE GAMECOCKS' SLATE

South Carolina will have 21 games against teams currently in the D1Baseball.com Top-25 poll during the 2021 season. Carolina has three-game series against No. 1 Arkansas, No. 2 Vanderbilt, No. 3 Texas, No. 4 Mississippi State, No. 6 Tennessee, No. 12 Ole Miss and No. 15 Florida this spring. This does not include the three-game sets with Clemson, LSU and Georgia, all of whom are receiving votes in most national polls. In fact, the Gamecocks face the top four teams in the SEC West this season to go along with playing the five SEC East teams.

Vs. Arkansas (33-41-0)
H: 16-14; A: 12-22; N: 5-5
LAST 10 MEETINGS VS. LSU

Year	Date	Result	Score	Site
2014	4/5	L	0-7	Fayetteville
2016	3/18	W	10-6	Columbia
2016	3/19	W	6-2	Columbia
2016	3/20	W	8-6	Columbia
2018	4/12	W	3-2	Fayetteville
2018	4/14	L	0-2	Fayetteville
2018	4/14	L	0-3	Fayetteville
2018	6/9	L	3-9*	Fayetteville
2018	6/10	W	8-5*	Fayetteville
2018	6/11	L	4-14*	Fayetteville

Career vs. Arkansas							
Player	ERA	IP	H	R	ER	BB	SO
Coyne	2.08	4.1	3	3	1	2	7
Gilreath	4.91	3.2	5	3	2	1	5

PROBABLE GAMECOCK STARTERS

Pos.	No., Player
C	#10 Colin Burgess (R/R, So.)
or	#28 Wes Clarke (R/R, Jr.)
1B	#26 David Mendham (L/R, Jr.)
2B	#3 Braylen Wimmer (R/R, So.)
SS	#6 George Callil (R/R, 5th.)
3B	#7 Brennan Milone (R/R, So.)
or	#8 Jeff Heinrich (R/R, Sr.)
LF	#12 Josiah Sightler (L/L, Jr.)
CF	#33 Brady Allen (R/L, Jr.)
RF	#11 Andrew Eyster (R/R, Sr.)
DH	#28 Wes Clarke (R/R, Jr.)
or	#10 Colin Burgess (R/R, So.)
Date	Probable Pitchers
Thurs.	#34 Thomas Farr (R/R, R-Jr.)
Fri.	#22 Brannon Jordan (R/R, Sr.)
Sat.	#32 Will Sanders (R/R, Fr.)

HOME RUN TRACKER

Player	Date	Opponent	Pitcher	On Base	Inn	Outs
1. Clarke	Feb. 19	Dayton	Wolfe	2	1	0
2. Eyster	Feb. 19	Dayton	Wolfe	3	3	1
3. Clarke	Feb. 20	Dayton	Olson	0	1	2
4. Wimmer	Feb. 20	Dayton	Olson	1	2	2
5. Burgess	Feb. 20	Dayton	Jones	0	4	0
6. Allen	Feb. 20	Dayton	Brus	0	7	0
7. Clarke	Feb. 20	Dayton	Majick	2	8	1
8. Clarke	Feb. 23	Winthrop	Ohs	0	3	1
9. Eyster	Feb. 23	Winthrop	Ohs	0	3	2
10. Clarke	Feb. 23	Winthrop	Lumpkin	0	6	2
11. Wimmer	Feb. 23	Winthrop	Rendon	0	8	0
12. Clarke	Feb. 23	Winthrop	Rendon	0	8	0
13. Mendham	Feb. 23	Winthrop	Rendon	0	8	0
14. Sightler	Feb. 23	Winthrop	Rendon	0	8	1
15. Clarke	Feb. 28	Clemson	Olenchuk	0	3	2
16. Wimmer	Feb. 28	Clemson	Olenchuk	0	5	0
17. Clarke	Feb. 28	Clemson	Clark	2	5	1
18. Allen	March 2	Winthrop	Skinner	2	2	1
19. Eyster	March 2	Winthrop	White	2	4	2
20. Wimmer	March 5	Mercer	Green	1	4	2
21. Sightler	March 6	Mercer	Lobus	0	1	1
22. Clarke	March 14	Texas	Kubichek	0	3	0
23. Clarke	March 17	Davidson	Walker	0	7	0
24. Allen	March 21	Vanderbilt	Schultz	0	4	0
25. Wimmer	March 21	Vanderbilt	Schultz	0	4	0
26. Clarke	March 23	The Citadel	Beckley	1	1	2
27. Eyster	March 26	Florida	Specht	0	14	2
28. Clarke	March 27	Florida	Leftwich	2	5	1
29. Clarke	March 28	Florida	Barco	0	2	0
30. Eyster	March 28	Florida	Barco	0	2	0
31. Burgess	March 28	Florida	Barco	0	2	2
32. Allen	March 28	Florida	Barco	0	3	0
33. Allen	March 28	Florida	Specht	1	6	2
34. Clarke	March 30	GWU	Davis	2	1	0
35. Callil	March 30	GWU	Washington	0	5	1
36. Allen	March 30	GWU	Strickland	1	7	2
37. Mendham	April 2	Georgia	Pearson	2	4	1
38. Callil	April 3	Georgia	Webb	1	3	1
39. Eyster	April 3	Georgia	Webb	1	4	1
40. Sightler	April 3	Georgia	Webb	0	6	0
41. Clarke	April 3	Georgia	Sullivan	1	9	0
42. Allen	April 4	Georgia	Cannon	0	1	0
43. Burgess	April 4	Georgia	Cannon	0	5	2
44. Allen	April 4	Georgia	Cannon	1	5	2
45. Sightler	April 6	UNC	Pry	6	0	0
46. Allen	April 10	Missouri	Miles	2	5	1
47. Milone	April 11	Missouri	Hise	1	2	0
48. Eyster	April 11	Missouri	Garrett	1	8	1
49. Mendham	April 13	CSU	Kail	1	3	2
50. Sightler	April 13	CSU	Baker	3	4	1
51. Mendham	April 17	LSU	Money	1	1	2
52. Wimmer	April 17	LSU	Edwards	0	6	1

*Walk-off

GAMECOCKS PICKED FOURTH IN THE EAST

Carolina was picked to finish fourth in the SEC Eastern Division by the league's 14 head coaches.

The Gamecocks earned 55 votes in the coaches' poll, good for fourth in the SEC East division behind Florida (91 votes, 13 first-place votes), Vanderbilt (79 votes, 1 first-place votes) and Tennessee (58 votes). Carolina was followed by Georgia (51 votes), Missouri (28 votes) and Kentucky (23 votes).

Ole Miss has been picked to win the Western Division with 78 votes and seven first-place votes. The Rebels were followed by Mississippi State (73 votes, 3 first-place votes), Arkansas (72 votes, 2 first-place votes), LSU (63 votes, 2 first-place votes), Texas A&M (36 votes), Auburn (32 votes) and Alabama (31 votes).

Florida earned 12 votes to win the SEC championship, followed by Mississippi State and Vanderbilt with one vote apiece.

CLARKE NAMED A PRESEASON ALL-AMERICAN; ALL-SEC

Junior Wes Clarke was named to the Collegiate Baseball Pre-season All-America third team and the Preseason All-SEC second team before the start of the 2021 season.

Clarke, who also was named a Collegiate Baseball Third Team All-American in 2020, led the SEC and was tied for third in the country with eight home runs last year while driving in 22, which was tied for third in the league. Clarke hit .286 with 14 runs scored in 16 games played for the Gamecocks. He was 3-for-4 with three runs scored, two home runs and seven RBI in a win over Northwestern on Feb. 22. He also hit the game-winning home run in the top of the 12th inning in a 2-1 win at Furman (March 3). Clarke had a .406 on-base percentage and did not commit an error at first base for Carolina.

DEPTH ON THE MOUND

The Gamecocks will have options when it comes to who will be on the mound. Carolina has 22 pitchers on its 2021 roster, including 2019 Freshman All-SEC honoree Brett Kerry and a pair of weekend starters from last year in Thomas Farr and Brannon Jordan. Kerry is projected to be the Gamecocks' closer this season and Daniel Lloyd also is in that mix. Kerry was 2-0 with a 3.60 ERA and a save in six appearances last season. Lloyd also had a save and struck out 13 batters in nine innings. The quartet of Julian Bosnic, John Gilreath, Brett Thomas and Josiah Sightler did not allow an earned run in 19 innings of work. Carolina returns 11 pitchers who worked last season and Wesley Sweatt, who pitched 43.2 innings in 2019.

FRESH FACES

Carolina welcomes in 18 newcomers to the 2021 team, 13 high schoolers, three junior college transfers and two grad transfers. This recruiting class was ranked as high as No. 4 in the country by Perfect Game. D1Baseball.com had the class at No. 5 in the country while Baseball America tabbed it at No. 6 in the nation. Collegiate Baseball ranked the class No. 8 in the country. The 18-man recruiting class features six student-athletes (Alek Boychuk, Magdiel Cotto, Jackson Phipps, Will Sanders, Josh Shuler and Jalen Vasquez) that were in Baseball America's Top 500 prospects for the 2020 MLB Draft and had Brandon Fields on the list before he declared that he was coming to school.

10-YEAR CHAMPIONSHIP ANNIVERSARY

The University of South Carolina baseball program will celebrate the 10-year anniversary of the 2011 national championship team all season long at Founders Park. Throughout the season, members of the 2011 squad will throw out virtual first pitches at select Carolina home games. There also will be in-game promos geared towards that historic season. Fans also can relive the 2011 season on the Gamecock baseball social platforms throughout the year. Each Thursday, there will be a post highlighting the successes of the team during that week in 2011, leading up to the national championship run in Omaha.

SOUTH CAROLINA TEAM SUPERLATIVES 2021 SEASON

BATTING

At bats: 58, vs Florida (March 26, 2021)
 Runs scored: 19, vs Winthrop (March 2, 2021)
 Hits: 20, vs Florida (March 26, 2021)
 RBIs: 15, vs Winthrop (March 2, 2021)
 Doubles: 6, vs Florida (March 26, 2021)
 Triples: 2, vs Dayton (Feb 19, 2021)
 Home runs: 7, vs Winthrop (Feb 23, 2021)
 Total bases: 39, vs Winthrop (Feb 23, 2021)
 Walks: 11, vs Winthrop (March 2, 2021)
 Strikeouts: 21, vs Clemson (Feb 27, 2021)
 Sac hits: 2, vs Mercer (March 6, 2021)
 2, vs Florida (March 26, 2021)
 2, at Georgia (April 2, 2021)
 Sac flies: 2 (4 times)
 Stolen bases: 3, vs The Citadel (March 23, 2021)
 Hit by pitch: 6, vs Florida (March 7, 2021)
 Caught stealing: 1, (6 times)
 Runners LOB: 15, vs Clemson (Feb 27, 2021)
 Hit into DP: 3, vs. Missouri (April 11, 2021)

FIELDING

Putouts: 42, vs Florida (March 26, 2021)
 Assists: 16, at Georgia (April 4, 2021)
 Errors: 3, at Texas (March 14, 2021)
 3, vs. Missouri (April 9, 2021)
 Passed balls: 1, (5 times)
 DPs turned: 2, at Texas (March 12, 2021)

PITCHING

Innings pitched: 14.0, vs Florida (March 26, 2021)
 Runs allowed: 9, vs Davidson (March 17, 2021)
 Earned runs: 8, vs Winthrop (March 2, 2021)
 Walks allowed: 13, vs Florida (March 26, 2021)
 Strikeouts: 19, vs Florida (March 26, 2021)
 Hits allowed: 13, at The Citadel (March 10, 2021)
 Doubles allowed: 5, vs. Missouri (April 9, 2021)
 Triples allowed: 1, (7 times)
 Homers allowed: 2, (8 times)
 Wild pitches: 4, vs Gardner-Webb (March 30, 2021)
 Hit batters: 2, (4 times)

GAMECOCKS IN THE MLB

Player	Pos.	Organization	Yrs. at SC
Jackie Bradley Jr.	OF	Milwaukee Brewers	2009-11
Grayson Greiner	C	Detroit Tigers	2012-14
Whit Merrifield	INF/OF	Kansas City Royals	2008-10
Jordan Montgomery	LHP	New York Yankees	2012-14
Clarke Schmidt*	RHP	New York Yankees	2015-17
Max Schrock	INF	Cincinnati Reds	2013-15
Christian Walker	1B	Arizona Diamondbacks	2010-12
Tyler Webb	LHP	St. Louis Cardinals	2010-13
Taylor Widener	RHP	Arizona Diamondbacks	2014-16

*On injured list

SOUTH CAROLINA INDIVIDUAL SUPERLATIVES 2021 SEASON

BATTING

At bats: 7, (5 times)
 Runs scored: 4, Wes Clarke vs Winthrop (Feb 23, 2021)
 Hits: 4, (4 times)
 RBIs: 5, Wes Clarke vs Dayton (Feb 20, 2021)
 5, Joe Satterfield vs Winthrop (March 2, 2021)
 Doubles: 2, (7 times)
 Triples: 1, (4 times)
 Home runs: 3, Wes Clarke vs Winthrop (Feb 23, 2021)
 Total bases: 12, Wes Clarke vs Winthrop (Feb 23, 2021)
 Walks: 3 (4 times)
 Strikeouts: 4, George Callil vs Florida (March 26, 2021)
 Sac hits: 1, (16 times)
 Sac flies: 1, (22 times)
 Stolen bases: 1, (20 times)
 Hit by pitch: 2 (4 times)
 Caught stealing: 1, (6 times)
 Runners LOB: 6, Colin Burgess vs Clemson (Feb 27, 2021)

FIELDING (TEAM GAME HIGHS)













Putouts: 20, Colin Burgess vs Florida (March 26, 2021)
 Assists: 6, George Callil at Georgia (April 4, 2021)
 Errors: 2, Jack Mahoney vs Missouri (April 9, 2021)
 Passed balls: 1, (5 times)

PITCHING (TEAM GAME HIGHS)















Innings pitched: 8.0, Will Sanders at Georgia (April 4, 2021)
 Runs allowed: 6, Julian Bosnic at Texas (March 14, 2021)
 Earned runs: 5, Julian Bosnic at Vanderbilt (March 21, 2021)
 Walks allowed: 6, Thomas Farr vs Florida (March 26, 2021)
 Strikeouts: 11, Brannon Jordan vs Mercer (March 6, 2021)
 11, Brannon Jordan at Georgia (April 3, 2021)
 Hits allowed: 8, Will Sanders at Georgia (April 4, 2021)
 Doubles allowed: 3, Thomas Farr vs. Missouri (April 9, 2021)
 Triples allowed: 1, (7 times)
 Homers allowed: 2, Brannon Jordan at Texas (March 13, 2021)
 2, Will Sanders vs. Florida (March 28, 2021)
 2, Will Sanders vs Missouri (April 11, 2021)
 Wild pitches: 2, Parker Coyne vs Gardner-Webb (March 30, 2021)
 2, Brannon Jordan vs. Missouri (April 10, 2021)
 Hit batters: 2, Cam Tringali vs. Winthrop (March 2, 2021)
 2, Julian Bosnic vs Mercer (March 7, 2021)

Bold italic denotes school record

GAMECOCK HITTER NOTES (PROBABLE STARTERS)

3		BRAYLEN WIMMER - So. - INF - 6-4 - 200 - Yukon, Okla. AVG. R 2B 3B HR RBI SB .301 24 11 0 6 20 4	- Had four hits in a 14-inning win over Florida on March 26 - Named All-State first team by the Oklahoman as a senior - Made 10 starts and had three multi-hit games as a freshman in 2020 - Dad, Chris, was a 2-time All-American at Wichita State, played in 1992 Olympics - LAST SERIES: 3-11, 2 R, 1 2B, 1 HR, 3 RBI at LSU (April 15-17)
6		GEORGE CALLIL - 5th - INF - 6-4 - 201 - Melbourne, Australia AVG. R 2B 3B HR RBI SB .222 17 6 1 2 10 3	- Led the SEC and was tied for second in the country with 12 hit-by-pitches in 2020 - Had a .446 on-base percentage with 10 RBI in 16 starts last season - Homered and drove in a pair in a win over Georgia (April 3) - Was the shortstop for the U18 Australian National Team - LAST SERIES: 2-10, 2 R, 1 3B, 1 RBI at LSU (April 15-17)
7		BRENNAN MILONE - So. - INF - 6-0 - 200 - Woodstock, Ga. AVG. R 2B 3B HR RBI SB .185 17 7 0 1 9 1	- Selected in the 28th round of the 2019 MLB First-Year Player Draft by the Dodgers - Rated the No. 3 Top SEC Prospect for the 2022 Draft by D1Baseball - Passed Nick Markakis in owning school records for home runs, RBI, walks, runs & hits - Homered in the 13-4 win over Missouri (April 11) - LAST SERIES: 1-10, 1 R, 1 2B, 1 RBI at LSU (April 15-17)
8		JEFF HEINRICH - Sr. - INF - 6-0 - 189 - Lake in the Hills, Ill. AVG. R 2B 3B HR RBI SB .241 3 4 0 0 8 2	- Selected in the 40th round of the 2019 MLB First-Year Player Draft by the Giants - Scored 10 runs and was 3-for-4 in stolen bases in 2020 - Doubled and drove in a pair of runs in the win over Winthrop (Feb. 23) - Went 3-for-5 in an extra-inning win over Clemson (Feb. 27) - LAST SERIES: 0-4 vs. North Carolina (April 6)
9		NOAH MYERS - Sr. - OF - 6-1 - 191 - Wyoming, Ontario AVG. R 2B 3B HR RBI SB .091 3 1 0 0 0 0	- Selected in the 30th round of the 2019 MLB First-Year Player Draft by the Blue Jays - Notched a school-record 77 stolen bases as a sophomore at Wabash Valley C.C. - Was 4-for-4 with two runs scored and three RBI in a win over The Citadel (3/10/20) - Great Lake Canadians Hitter of the Year and MVP (2017) - LAST SERIES: Pinch Hitter vs. LSU (April 17)
10		COLIN BURGESS - So. - C - 5-8 - 195 - Lexington, Ky. AVG. R 2B 3B HR RBI SB .278 14 2 0 3 13 0	- Received the Johnny Bench Award in 2019, awarded to the top HS catcher in Kentucky - Helped Tates Creek HS to a state championship his senior season - Had a .423 slugging percentage and a .357 on-base percentage in 2020 - Walk-off double in Carolina's 9-8, 14-inning win over Florida (March 26) - LAST SERIES: 4-11, 1 R, 1 RBI at LSU (April 15-17)
11		ANDREW EYSTER - Sr. - OF - 6-3 - 214 - Ocala, Fla. AVG. R 2B 3B HR RBI SB .288 18 8 1 7 26 1	- Back-to-back walk-off hits to defeat Clemson (Feb. 27-28) - Homered in the 14th inning to tie the game vs. Florida (March 26) - Earned the Tom Price Award for MVP of the Clemson series (Feb. 28-March 1) - 2x MLB Draft pick (2017, Diamondbacks 27th rd.; 2018, Indians, 32nd rd) - LAST SERIES: 4-10, 2 R, 1 2B, 1 RBI, 1 BB at LSU (April 15-17)
12		JOSIAH SIGHTLER - Jr. - INF/P - 6-5 - 232 - Gaston, S.C. AVG. R 2B 3B HR RBI SB .304 22 6 0 5 21 2	- Belted a solo home run in the win over Mercer (March 6) - Homered and had three hits in the win over Winthrop (Feb. 23) - Grand slam vs. Charleston Southern (April 13, 2021) - Drafted in the 12th round of the 2018 MLB First-Year Player Draft by the Reds - LAST SERIES: 2-11 at LSU (April 15-17)
13		MICHAEL ROBINSON - Jr. - INF - 6-3 - 197 - Elizabethton, Tenn. AVG. R 2B 3B HR RBI SB .167 1 0 0 0 0 0	- Helped Walters State to the NJCAA D1 World Series in 2019 - Had the game-winning single in Walters State's win over Navarro in the NJCAAWS - Played for the Savannah Bananas in the Coastal Plain League (Summer 2020) - Perfect Game Preseason All-Southeast Region HM (2017) - LAST SERIES: Def. replacement at LSU (April 17)
14		JOE SATTERFIELD - Gr. - INF - 6-0 - 194 - Greenville, S.C. AVG. R 2B 3B HR RBI SB .250 5 2 0 0 8 0	- Was an All-CAA first team selection in 2019 while at Elon - Was a team captain at Elon in 2020 - Drove in five runs in his first start in a win over Winthrop (March 2) - Helped J.L. Mann High School to a pair of state runner-up finishes - LAST SERIES: 0-3 vs. Gardner-Webb (March 30)
26		DAVID MENDHAM - Jr. - INF/C - 6-3 - 219 - Dorchester, Ont. AVG. R 2B 3B HR RBI SB .280 17 7 1 4 22 0	- Was an NJCAA Second Team All-American at Connors State C.C. in Warner, Okla. - Hit .422 with 14 home runs and 85 RBI his freshman season at Connors State - Played for the Savannah Bananas in the Coastal Plain League (Summer 2020) - Bases-clearing double in a 5-1 win over Dayton (Feb. 21) - LAST SERIES: 4-9, 2 R, 1 3B, 1 HR, 2 RBI, 1 BB at LSU (April 15-17)
28		WES CLARKE - Jr. - INFC - 6-2 - 236 - Forest, Va. AVG. R 2B 3B HR RBI SB .280 39 3 0 15 35 0	- NCBWA National Player of the Month for February - Leads the country with 15 home runs; had three in win over Winthrop (Feb. 23) - Belted two home runs in a win over Clemson (Feb. 28) - Drafted in the 40th round of the 2018 MLB First-Year Player Draft by the Brewers - LAST SERIES: 1-8, 3 R, 1 RBI, 3 BB at LSU (April 15-17)
33		BRADY ALLEN - Jr. - OF - 6-1 - 218 - Lakeland, Fla. AVG. R 2B 3B HR RBI SB .309 36 11 1 9 30 7	- Led the Gamecocks with a .327 batting average in 2020 - Homered twice in Sunday wins over Florida (March 28) and Georgia (April 4) - In 2020, led the SEC with five triples - Had three hits and homered in the win over No. 2 Vanderbilt (March 21) - LAST SERIES: 3-13, 1 2B, 2 RBI at LSU (April 15-17)

GAMECOCK BULLPEN NOTES

4		JACKSON PHIPPS - Fr. - LHP - 6-5 - 230 - Dallas, Ga.	- Three-time All-State selection at East Paulding High School in Dallas, Ga. - Tied Zach Wheeler for strikeouts in a game at East Paulding (16) - No. 49-ranked HS prospect for the 2020 draft by Athlon Sports - Invited to the USA Baseball and MLB's Prospect Development Pipeline League - LAST OUTING: 1.0 IP, 1 H, 1 R, 0 BB, 1 K at LSU (April 15)												
		<table border="1"> <thead> <tr> <th>ERA</th> <th>IP</th> <th>H</th> <th>R</th> <th>ER</th> <th>BB</th> <th>SO</th> </tr> </thead> <tbody> <tr> <td>5.91</td> <td>10.2</td> <td>12</td> <td>7</td> <td>7</td> <td>3</td> <td>14</td> </tr> </tbody> </table>	ERA	IP	H	R	ER	BB	SO	5.91	10.2	12	7	7	3
ERA	IP	H	R	ER	BB	SO									
5.91	10.2	12	7	7	3	14									
12		JOSIAH SIGHTLER - Jr. - INF/P - 6-5 - 232 - Gaston, S.C.	- Earned the win over Winthrop (March 2), striking out four in three innings - Struck out four batters in 1.2 innings pitched vs. Cornell (March 7, 2020) - Made his first career appearance vs. Mississippi State on May 16, 2019 - Drafted in the 12th round of the 2018 MLB First-Year Player Draft by the Reds - LAST OUTING: 0.2 IP, 2 H, 0 R, 1 BB, 0 K, at Texas (March 14)												
		<table border="1"> <thead> <tr> <th>ERA</th> <th>IP</th> <th>H</th> <th>R</th> <th>ER</th> <th>BB</th> <th>SO</th> </tr> </thead> <tbody> <tr> <td>4.70</td> <td>7.2</td> <td>10</td> <td>4</td> <td>4</td> <td>2</td> <td>8</td> </tr> </tbody> </table>	ERA	IP	H	R	ER	BB	SO	4.70	7.2	10	4	4	2
ERA	IP	H	R	ER	BB	SO									
4.70	7.2	10	4	4	2	8									
15		DANIEL LLOYD - Jr. - RHP - 6-3 - 232 - Summerville, S.C.	- Made eight appearances in 2020, striking out 13 batters in nine innings - Held opponents to a .235 batting average - Had a save in the win over Holy Cross (Feb. 15, 2020) - Had three strikeouts in 2.2 innings pitched in a win over Dayton (Feb. 21) - LAST OUTING: 2.0 IP, 3 H, 2 R, 1 BB, 2 K at LSU (April 15)												
		<table border="1"> <thead> <tr> <th>ERA</th> <th>IP</th> <th>H</th> <th>R</th> <th>ER</th> <th>BB</th> <th>SO</th> </tr> </thead> <tbody> <tr> <td>3.48</td> <td>20.2</td> <td>16</td> <td>8</td> <td>8</td> <td>10</td> <td>22</td> </tr> </tbody> </table>	ERA	IP	H	R	ER	BB	SO	3.48	20.2	16	8	8	10
ERA	IP	H	R	ER	BB	SO									
3.48	20.2	16	8	8	10	22									
16		JOHN GILREATH - Sr. - LHP - 5-11 - 179 - Rock Hill, S.C.	- Made five appearances in 2020, striking out nine in 5.2 innings - Held opponents to a .174 batting average - Made 40 appearances his first two seasons at Carolina - Enrolled at South Carolina after graduating high school in the fall of 2017 - LAST OUTING: 1.0 IP, 1 H, 0 R, 0 BB, 1 K vs Missouri (April 9)												
		<table border="1"> <thead> <tr> <th>ERA</th> <th>IP</th> <th>H</th> <th>R</th> <th>ER</th> <th>BB</th> <th>SO</th> </tr> </thead> <tbody> <tr> <td>2.70</td> <td>6.2</td> <td>5</td> <td>2</td> <td>2</td> <td>5</td> <td>5</td> </tr> </tbody> </table>	ERA	IP	H	R	ER	BB	SO	2.70	6.2	5	2	2	5
ERA	IP	H	R	ER	BB	SO									
2.70	6.2	5	2	2	5	5									
18		JULIAN BOSNIC - R-So. - LHP - 6-3 - 219 - Lutz, Fla.	- Was 2-0 with a 0.00 ERA and seven strikeouts in 6.2 IP in 2020 - Missed the 2019 season due to injury. - Struck out five in three innings of relief in a win over Florida (March 28) - Had 93 strikeouts in 52.2 innings pitched at Berkley Prep in Florida - LAST OUTING: 1.0 IP, 0 H, 0 R, 0 BB, 3 K at LSU (April 17)												
		<table border="1"> <thead> <tr> <th>ERA</th> <th>IP</th> <th>H</th> <th>R</th> <th>ER</th> <th>BB</th> <th>SO</th> </tr> </thead> <tbody> <tr> <td>4.39</td> <td>26.2</td> <td>15</td> <td>15</td> <td>13</td> <td>15</td> <td>48</td> </tr> </tbody> </table>	ERA	IP	H	R	ER	BB	SO	4.39	26.2	15	15	13	15
ERA	IP	H	R	ER	BB	SO									
4.39	26.2	15	15	13	15	48									
20		ANDREW PETERS - R-Jr. - RHP - 6-2 - 191 - Morris, Ill.	- Drafted in the 21st round of the 2019 MLB First-Year Player Draft by the Rays - Made three appearances on the mound, striking out four batters in 2.1 innings - Earned the win in a 12-5 victory over Dayton (Feb. 20); 3 K's in 2.0 IP - Broke the single-season strikeout record at Maryville (70) - LAST OUTING: 2.0 IP, 1 H, 0 R, 1 BB, 2 K at LSU (April 17)												
		<table border="1"> <thead> <tr> <th>ERA</th> <th>IP</th> <th>H</th> <th>R</th> <th>ER</th> <th>BB</th> <th>SO</th> </tr> </thead> <tbody> <tr> <td>1.90</td> <td>23.2</td> <td>13</td> <td>8</td> <td>5</td> <td>10</td> <td>36</td> </tr> </tbody> </table>	ERA	IP	H	R	ER	BB	SO	1.90	23.2	13	8	5	10
ERA	IP	H	R	ER	BB	SO									
1.90	23.2	13	8	5	10	36									
21		MAGDIEL COTTO - Fr. - LHP - 6-4 - 245 - Fort Mill, S.C.	- Ranked the top LHP in the state of SC by Perfect Game in the class of 2020 - No. 189 on MLB Pipeline's Top 200 best prospects for the 2020 Draft - Had 27 strikeouts in 13.2 innings pitched at Nation Ford HS as a senior - Attended Bethel Park High School in Pennsylvania his Fr. and So. seasons - LAST OUTING: 1.0 IP, 2 H, 0 R, 0 BB, 2 K vs. Charleston Southern (April 13)												
		<table border="1"> <thead> <tr> <th>ERA</th> <th>IP</th> <th>H</th> <th>R</th> <th>ER</th> <th>BB</th> <th>SO</th> </tr> </thead> <tbody> <tr> <td>4.50</td> <td>6.0</td> <td>7</td> <td>4</td> <td>3</td> <td>2</td> <td>6</td> </tr> </tbody> </table>	ERA	IP	H	R	ER	BB	SO	4.50	6.0	7	4	3	2
ERA	IP	H	R	ER	BB	SO									
4.50	6.0	7	4	3	2	6									
23		JACK MAHONEY - Fr. - RHP - 6-2 - 210 - Arlington Hts., Ill.	- Was 12-5 with a save and 105 strikeouts at St. Viator High School - Helped St. Viator to a 3A state championship as a freshman - Was ranked No. 3 player in the State of Illinois in the class of 2020 (Perfect Game) - Also played football and basketball at St. Viator - LAST OUTING: 5.0 IP, 1 H, 0 R, 1 BB, 7 K vs. Charleston Southern (April 13)(WIN)												
		<table border="1"> <thead> <tr> <th>ERA</th> <th>IP</th> <th>H</th> <th>R</th> <th>ER</th> <th>BB</th> <th>SO</th> </tr> </thead> <tbody> <tr> <td>1.44</td> <td>25.0</td> <td>19</td> <td>5</td> <td>4</td> <td>6</td> <td>33</td> </tr> </tbody> </table>	ERA	IP	H	R	ER	BB	SO	1.44	25.0	19	5	4	6
ERA	IP	H	R	ER	BB	SO									
1.44	25.0	19	5	4	6	33									
32		WILL SANDERS - Fr. - RHP - 6-6 - 210 - Atlanta, Ga.	- SEC Freshman of the Week (March 1, April 5) - Struck out a career high 10 in a win over The Citadel (March 23) - 4A All-State first team at Woodward Academy (2019) - Ranked No. 2 RHP in Georgia by Perfect Game in the class of 2020 - LAST OUTING: 6.0 IP, 5 H, 0 R, 1 BB, 4 K at LSU (April 17)												
		<table border="1"> <thead> <tr> <th>ERA</th> <th>IP</th> <th>H</th> <th>R</th> <th>ER</th> <th>BB</th> <th>SO</th> </tr> </thead> <tbody> <tr> <td>2.11</td> <td>38.1</td> <td>31</td> <td>10</td> <td>9</td> <td>6</td> <td>40</td> </tr> </tbody> </table>	ERA	IP	H	R	ER	BB	SO	2.11	38.1	31	10	9	6
ERA	IP	H	R	ER	BB	SO									
2.11	38.1	31	10	9	6	40									
37		CAM TRINGALI - R-Jr. - RHP - 6-4 - 228 - Columbia, S.C.	- Was 1-0 with a 3.38 ERA and 13 strikeouts in 10.2 innings in 2020 - Struck out seven in five innings of relief to earn the win at Furman (March 3, 2020) - SEC Community Service team (2020) - Held opponents to a .205 batting average in 2020 - LAST OUTING: 0.1 IP, 1 H, 3 R, 0 BB, 1 K vs. Winthrop (March 2)												
		<table border="1"> <thead> <tr> <th>ERA</th> <th>IP</th> <th>H</th> <th>R</th> <th>ER</th> <th>BB</th> <th>SO</th> </tr> </thead> <tbody> <tr> <td>81.00</td> <td>0.1</td> <td>1</td> <td>3</td> <td>3</td> <td>0</td> <td>1</td> </tr> </tbody> </table>	ERA	IP	H	R	ER	BB	SO	81.00	0.1	1	3	3	0
ERA	IP	H	R	ER	BB	SO									
81.00	0.1	1	3	3	0	1									
40		WESLEY SWEATT - Jr. - RHP - 6-3 - 219 - Rock Hill, S.C.	- Back in the bullpen after missing 2020 due to injury. - Appeared in 23 games in 2019, going 2-3 with a 4.33 ERA and a save - Earned wins over N.C. State and Clemson his freshman season - Class 5A All-State team at Northwestern High School (2017, '18) - LAST OUTING: 1.0 IP, 1 H, 0 R, 0 BB, 0 K vs. Charleston Southern (April 13)												
		<table border="1"> <thead> <tr> <th>ERA</th> <th>IP</th> <th>H</th> <th>R</th> <th>ER</th> <th>BB</th> <th>SO</th> </tr> </thead> <tbody> <tr> <td>7.94</td> <td>5.2</td> <td>9</td> <td>5</td> <td>5</td> <td>0</td> <td>4</td> </tr> </tbody> </table>	ERA	IP	H	R	ER	BB	SO	7.94	5.2	9	5	5	0
ERA	IP	H	R	ER	BB	SO									
7.94	5.2	9	5	5	0	4									
44		PARKER COYNE - Sr. - RHP - 6-2 - 210 - Suwanee, Ga.	- Struck out 13 batters in eight innings of work in 2020 - Allowed one run with four strikeouts in four innings at Furman (March 3, 2020) - Made 35 appearances in his first two seasons at Carolina - Held opponents to a .192 batting average in 2018 - LAST OUTING: 0.2 IP, 0 R, 0 R, 1 BB, 1 K vs. Gardner-Webb (March 30)												
		<table border="1"> <thead> <tr> <th>ERA</th> <th>IP</th> <th>H</th> <th>R</th> <th>ER</th> <th>BB</th> <th>SO</th> </tr> </thead> <tbody> <tr> <td>5.79</td> <td>4.2</td> <td>3</td> <td>3</td> <td>3</td> <td>3</td> <td>8</td> </tr> </tbody> </table>	ERA	IP	H	R	ER	BB	SO	5.79	4.2	3	3	3	3
ERA	IP	H	R	ER	BB	SO									
5.79	4.2	3	3	3	3	8									
45		CJ WEINS - Jr. - RHP - 6-3 - 222 - Lockport, Ill.	- Was a NJCAA All-American pitcher at Wabash Valley C.C. in 2019 - Had a 5-0 record with seven saves as a freshman - Played high school baseball at Lockport Township East H.S. in Illinois - Helped Wabash Valley with a 55-4 mark in 2019 - LAST OUTING: 0.1 IP, 1 H, 1 R, 0 ER, 1 BB, 0 K vs. Gardner-Webb (March 30)												
		<table border="1"> <thead> <tr> <th>ERA</th> <th>IP</th> <th>H</th> <th>R</th> <th>ER</th> <th>BB</th> <th>SO</th> </tr> </thead> <tbody> <tr> <td>13.50</td> <td>1.1</td> <td>1</td> <td>3</td> <td>2</td> <td>4</td> <td>2</td> </tr> </tbody> </table>	ERA	IP	H	R	ER	BB	SO	13.50	1.1	1	3	2	4
ERA	IP	H	R	ER	BB	SO									
13.50	1.1	1	3	2	4	2									
49		BRETT KERRY - Je. - RHP - 6-0 - 213 - Clemmons, N.C.	- Was 2-0 with a 3.60 ERA and a save in six appearances in 2020 - Struck out 10 in 5.2 innings of relief to earn the win at Vanderbilt (March 21) - 2019 Freshman All-SEC performer - Struck out 18 batters in 15 innings in 2020 - LAST OUTING: 1.0 IP, 0 H, 0 R, 0 BB, 1 K at LSU (April 17)												
		<table border="1"> <thead> <tr> <th>ERA</th> <th>IP</th> <th>H</th> <th>R</th> <th>ER</th> <th>BB</th> <th>SO</th> </tr> </thead> <tbody> <tr> <td>2.13</td> <td>25.1</td> <td>23</td> <td>7</td> <td>6</td> <td>5</td> <td>47</td> </tr> </tbody> </table>	ERA	IP	H	R	ER	BB	SO	2.13	25.1	23	7	6	5
ERA	IP	H	R	ER	BB	SO									
2.13	25.1	23	7	6	5	47									
50		TRAVIS LUENSMANN - Fr. - RHP - 6-6 - 234 - Altoona, Pa.	- Went 8-1 with 82 strikeouts his junior season at Bellwood-Antis High School - Altoona Mirror First Team (2018, '19) - Inter-County Conference All-Star (2019) - Ranked No. 4 player in the state of Pennsylvania in the class of 2020 by PG - LAST OUTING: 0.1 IP, 3 H, 2 ER, 0 BB, 0 K vs. Davidson (March 17)												
		<table border="1"> <thead> <tr> <th>ERA</th> <th>IP</th> <th>H</th> <th>R</th> <th>ER</th> <th>BB</th> <th>SO</th> </tr> </thead> <tbody> <tr> <td>15.43</td> <td>2.1</td> <td>4</td> <td>6</td> <td>4</td> <td>1</td> <td>2</td> </tr> </tbody> </table>	ERA	IP	H	R	ER	BB	SO	15.43	2.1	4	6	4	1
ERA	IP	H	R	ER	BB	SO									
15.43	2.1	4	6	4	1	2									

2 NCAA Championships, 3 SEC Championships, 7 SEC East Titles, 31 NCAA Appearances

THURSDAY'S STARTING PITCHER

**#34 THOMAS FARR****R-JR. - 6-0 - 195 - TYRONE, GA.****2021 (REDSHIRT JUNIOR)**

Earned the win in the Opening Day start vs. Dayton (Feb. 19), striking out eight in six innings of work ... Had a no decision against Clemson, striking out seven in six innings of work ... Struck out five in 5.1 innings, allowing just one run in a win over Mercer (March 5) ... Had a career high 10 strikeouts in five innings of work in a no-decision against Texas (March 12)... Struck out nine in six innings of work at No. 2 Vanderbilt (March 19) ...

2020 (REDSHIRT SOPHOMORE)

Earned the win over Presbyterian, striking out five in a 4.2-inning midweek start ... Picked up the win vs. Clemson at Segra Park (Feb. 29), striking out three and allowing just two hits in five innings ... Struck out six in six innings of work in a win over Cornell

(March 7) ...

PRIOR TO CAROLINA

Was selected in the 37th round by the Texas Rangers in the 2019 MLB First-Year Player Draft ... Attended Northwest Florida State College in Niceville, Fla., for two years ... Had a 1.38 ERA and 14 strikeouts in 13 innings pitched before injury ended his sophomore season ... Was named the top junior college prospect in the state of Florida by Prep Baseball Report heading into the 2019 season ... As a freshman, pitched in 67.2 innings and had 56 strikeouts in 14 appearances and 12 starts ... Attended Sandy Creek High School in Tyrone, Ga., for four years ... Perfect Game All-Southeast Region honorable mention (2017) ... Perfect Game Underclass All-America honorable mention (2016)

PERSONAL

Born on April 29, 1999 ... Son of Michele Asher and Gary Farr ... Major is sport and entertainment management

2020 SEASON

Date	Opponent	GS	IP	H	R	ER	BB	SO	W-L	SV
2-19-20	Presbyterian	*	4.2	3	2	2	2	5	1-0	0
2-29-20	Clemson	*	5.0	2	2	1	1	3	2-0	0
3-7-20	Cornell	*	6.0	1	0	0	2	6	3-0	0

2021 SEASON

2-19-21	Dayton	*	6.0	5	1	1	2	8	1-0	0
2-27-21	Clemson	*	6.0	5	1	1	1	7	1-0	0
3-5-21	Mercer	*	5.1	6	1	1	3	5	2-0	0
3-12-21	Texas	*	6.0	7	1	1	1	10	2-0	0
3-19-21	Vanderbilt	*	6.0	4	3	3	3	9	2-1	0
3-26-21	Florida	*	4.1	4	5	4	6	6	2-1	0
4-2-21	Georgia	*	5.2	6	2	2	0	7	2-1	0
4-9-21	Missouri	*	5.0	4	3	3	5	9	2-2	0
4-15-21	LSU	*	5.0	4	2	2	3	3	2-3	0

#34 Thomas Farr

Season High	Career High
6.0, 4x, last at Vanderbilt (3/19/21) ... Innings	6.0, 5x, last at Vanderbilt (3/19/21)
7, at Texas (3/5/21) ... Hits	7, at Texas (3/5/21)
5, vs. Florida (3/26/21) ... Runs	5, vs. Florida (3/26/21)
4, vs. Florida (3/26/21) ... Earned Runs	4, vs. Florida (3/26/21)
6, vs. Florida (3/26/21) ... Walks	6, vs. Florida (3/26/21)
10, at Texas (3/12/21) ... Strikeouts	10, at Texas (3/12/21)

FARR'S CAREER STATISTICS

Year	ERA	W-L	G	GS	CG	SHO	SV	IP	H	R	ER	BB	SO	2B	3B	HR	BF	AVG	WP	HBP	BK	SFA	SHA
2020	1.72	3-0	3	3	0	0/0	0	15.2	6	4	3	5	14	0	0	1	59	.113	3	0	0	0	1
2021	3.28	2-3	9	9	0	0/0	0	49.1	45	19	18	24	64	9	0	3	213	.242	4	2	0	1	0
Totals	2.91	5-3	12	12	0	0/0	0	65.0	51	23	21	29	78	9	0	4	272	.213	7	2	0	1	1

2 NCAA Championships, 3 SEC Championships, 7 SEC East Titles, 31 NCAA Appearances

FIRDAY'S STARTING PITCHER



#22 BRANNON JORDAN

SR. - 6-2 - 187 - COLLINSVILLE, OKLA.

2021 (SENIOR)

Went four innings in his first outing of 2021, striking out four and allowing two hits and three earned runs vs. Dayton (Feb. 20) ... Struck out eight in a four-inning start vs. Clemson (Feb. 28) ... Allowed just one hit with 11 strikeouts in five innings in a win over Mercer (March 6) ... Struck out six in five innings of work at Texas (March 13)... Had nine strikeouts in five innings at No. 2 Vanderbilt (March 20) ... Pitched a career-high seven innings, allowing an unearned run with nine strikeouts in a win over Florida (March 27) ... Had 11 strikeouts and picked up a win at Georgia (April 3)

... Earned a win vs. Missouri on April 10, striking out eight in five innings of work.

2020 (JUNIOR)

Struck out nine in five innings of work to earn the win over Holy Cross ... Had nine strikeouts in six innings of work in a no-decision against Northwestern ... Allowed just one hit in five innings at Clemson (March 1) ... Career high 10 strikeouts in just five innings of work in a win over Cornell (March 8) ...

PRIOR TO CAROLINA

Was selected in the 31st round of the 2019 MLB First-Year Player Draft by Tampa Bay ... Attended Cowley County Community College in Arkansas City, Kan., for two years ... Named the Jayhawk East Conference and Region 6 Pitcher of the Year in 2019 ... Had a 2.63 ERA and 74 strikeouts in 61.1 innings pitched his sophomore season at Cowley County ... In 2018, went 8-1 with a 3.33 ERA, striking out 70 batters in 54 innings pitched ... Pitched in the Kansas JuCo All-Star game in 2018 ... Attended Collinsville High School in Collinsville, Okla., where he was a Perfect Game Central Region honorable mention in 2017 ... Played summer baseball for the Eau Claire Express in the Northwoods League in 2019 ... Was named a Northwoods League All-Star, going 2-0 with a 1.74 ERA and 28 strikeouts in 20.2 innings pitched

PERSONAL

Born on July 20, 1998 ... Son of Andy and Jennifer Jordan ... Brother, Wyatt, wrestled at the University of Central Oklahoma ... Major is sport and entertainment management.

2020 SEASON

Date	Opponent	GS	IP	H	R	ER	BB	SO	W-L	S
2-16-20	Holy Cross	*	5.0	2	0	0	0	9	1-0	0
2-23-20	Northwestern	*	6.0	2	2	2	3	9	1-0	0
3-1-20	Clemson	*	5.0	1	1	1	5	4	1-0	0
3-8-20	Cornell	*	5.0	2	1	1	1	10	2-0	0

#22 Brannon Jordan

Season High	Career High
7.0 vs. Florida (3/27/21)	Innings.....7.0 vs. Florida (3/27/21)
5, vs. Florida (3/27/21)	Hits.....5, vs. Florida (3/27/21)
5, at Georgia (4/3/21)	Runs.....5, at Georgia (4/3/21)
4, at Georgia (4/3/21)	Earned Runs.....4, at Georgia (4/3/21)
5, at LSU (4/17/21)	Walks.....5, 2x, last at LSU (4/17/21)
11, 2x, last at Georgia (4/2/21)	Strikeouts..11, 2x, last at Georgia (4/2/21)

2021 SEASON

Date	Opponent	GS	IP	H	R	ER	BB	SO	W-L	S
2-19-21	Dayton	*	4.0	2	4	3	4	4	0-0	0
2-28-21	Clemson	*	4.0	3	2	2	4	8	0-0	0
3-6-21	Mercer	*	5.0	1	0	0	3	11	1-0	0
3-31-21	Texas	*	5.0	3	2	2	2	6	1-1	0
3-20-21	Vanderbilt	*	5.0	3	2	2	3	9	1-2	0
3-27-21	Florida	*	7.0	5	1	0	1	9	2-2	0
4-3-21	Georgia	*	6.2	1	5	4	3	11	3-2	0
4-10-21	Missouri	*	5.0	2	1	1	4	8	4-2	0
4-17-21	LSU	*	4.0	3	2	2	5	6	4-2	0

JORDAN'S CAREER STATISTICS

Year	ERA	W-L	G	GS	CG	SHO	SV	IP	H	R	ER	BB	SO	2B	3B	HR	BF	AVG	WP	HBP	BK	SFA	SHA
2020	1.71	2-0	4	4	1	1/0	0	21.0	7	4	4	9	32	3	0	1	78	.104	3	1	0	1	0
2021	3.15	4-2	9	9	0	0/1	0	45.2	23	19	16	29	72	10	0	5	193	.145	5	4	0	1	0
Totals	2.70	6-2	13	13	1	1/1	0	66.2	30	23	20	38	104	13	0	6	271	.133	8	5	0	2	0

2 NCAA Championships, 3 SEC Championships, 7 SEC East Titles, 31 NCAA Appearances

SATURDAY'S STARTING PITCHER



#32 WILL SANDERS

FR. - 6-6 - 208 - ATLANTA, GA.

AWARDS

SEC Freshman of the Week (March 1) ... SEC Co-Freshman of the Week (April 5)...

2021 (FRESHMAN)

Made his collegiate debut on Feb. 20 vs. Dayton, pitching a 1-2-3 ninth inning in a 12-5 win ... Struck out six in 2.2 innings against Winthrop (Feb. 23) in his first career start ... Earned wins in back-to-back games against Clemson (Feb. 27-28) ... Had three strikeouts in two innings of relief against Mercer (March 6) ... Pitched a scoreless inning in a start vs. Davidson (March 17) ... Pitched eight-plus innings in a win over Georgia (April 4), striking out four and not walking a batter while allowing just one run ... Struck out six in four innings in a win over Missouri (April 10) ... Had six strikeouts in four innings to earn a win over Florida (March 28) ... Pitched six shutout innings, striking

ing out four in a win over LSU (April 17)...

HIGH SCHOOL

Attended Woodward Academy in Atlanta, Ga., where he helped the War Eagles to a quarterfinal berth in the 4A state playoffs in 2019 ... Under Armour All-American (2019) ... Georgia Dugout Preview Magazine 4A All-State first team (2019) ... Perfect Game Preseason All-Southeast Region first team (2020) ... Perfect Game Preseason Underclass All-America first team (2019) ... Perfect Game Preseason Underclass All-America honorable mention (2018) ... Played in the Perfect Game All-American Classic and the Under Armour All-American Game in 2019 ... Was the No. 2 ranked right-handed pitcher and No. 3 overall player in the state of Georgia in the class of 2020 by Perfect Game ... Also ranked No. 58 player in the country and the No. 18 RHP in the 2020 class by Perfect Game ... No. 200 on Baseball America's Top 500 Players for the 2020 MLB Draft ... Played summer baseball for the East Cobb Astros

PERSONAL

Born on March 30, 2002 ... Son of Rich and Rebekah Sanders ... Major is retailing

Date	Opponent	GS	IP	H	R	ER	BB	SO	W-L	SV
2-20-21	Dayton		1.0	0	0	0	0	0	0-0	0
2-23-21	Winthrop	*	2.2	2	0	0	0	6	0-0	0
2-27-21	Clemson		1.0	0	0	0	0	0	1-0	0
2-28-21	Clemson		0.2	0	0	0	0	0	2-0	0
3-6-21	Mercer		2.0	1	0	0	0	3	2-0	0
3-10-21	The Citadel		1.1	2	0	0	0	0	2-0	0
3-12-21	Texas		0.0	2	3	3	1	0	2-1	0
3-14-21	Texas		1.0	2	0	0	0	0	2-1	0
3-17-21	Davidson	*	1.0	0	0	0	1	1	2-1	0
3-20-21	Vanderbilt		0.2	2	0	0	1	0	2-1	0
3-23-21	The Citadel	*	5.0	1	1	1	1	10	3-1	0
3-28-21	Florida	*	4.0	2	3	2	1	6	4-1	0
4-4-21	Georgia	*	8.0	8	1	1	0	4	5-1	0
4-11-21	Missouri	*	4.0	4	2	2	0	6	5-1	0
4-17-21	LSU	*	6.0	5	0	0	1	4	6-1	0

#32 Will Sanders

Season/Career High
 8.0, at Georgia (4/4/21).....Innings
 8, at Georgia (4/4/21) Hits
 3, 2x, last vs. Florida (3/28/21).....Runs
 3, 2x, last vs. Florida (3/28/21).....Earned Runs
 1, 5x, last vs. Florida (3/28/21).....Walks
 10, vs. The Citadel (3/23/21).....Strikeouts

SANDERS' CAREER STATISTICS

Year	ERA	W-L	G	GS	CG	SHO	SV	IP	H	R	ER	BB	SO	2B	3B	HR	BF	AVG	WP	HBP	BK	SFA	SHA
2021	2.11	6-1	15	7	0	0/2	0	38.1	31	10	9	6	40	7	2	5	149	.220	3	2	0	0	0

2 NCAA Championships, 3 SEC Championships, 7 SEC East Titles, 31 NCAA Appearances

SOUTH CAROLINA 2020 HONOR ROLL

Brady Allen

Rated No. 37 SEC Top Prospect for the 2021 Draft by D1 Baseball

Julian Bosnic

Rated No. 25 SEC Top Prospect for the 2021 Draft by D1Baseball

Colin Burgess

SEC Newcomer of the Week (March 29)

Buster Posey Award Watch List

Wes Clarke

NCBWA Player of the Month for February

SEC Co-Player of the Week (Feb. 23, March 1)

Perfect Game National Player of the Week (Feb. 23, March 2)

D1Baseball/AstroTurf National Player of the Week (Feb. 24)

Golden Spikes Award Player of the Week (March 2)

Golden Spikes Award Midseason Watch List

Preseason All-America Third Team by Collegiate Baseball

Preseason All-SEC Second Team

Named Best Power Hitter in the SEC by Baseball America

Named No. 6 First Baseball in the Nation by D1 Baseball

Collegiate Baseball National Player of the Week (Feb. 22, March 1)

Magdiel Cotto

Rated No. 10 SEC Top Prospect for the 2023 Draft by D1 Baseball

Thomas Farr

Rated No. 23 Top SEC Prospect for the 2021 Draft by D1 Baseball

Rated No. 10 Top Newcomer in the SEC by Baseball America

Brandon Fields

Rated No. 15 Top SEC Prospect for the 2023 Draft by D1 Baseball

Jeff Heinrich

Named No. 24 Second Baseman in the Nation by D1 Baseball

Brannon Jordan

Rated No. 24 SEC Top Prospect for the 2021 Draft by D1 Baseball

Brett Kerry

NCBWA Stopper of the Year Watch List

Jack Mahoney

Rated No. 41 SEC Top Prospect for the 2022 Draft by D1Baseball

Brennan Milone

Rated No. 3 Top Prospect for the 2022 Draft by D1 Baseball

Rated No. 7 Top Prospect for the 2022 Draft by Baseball America

Named No. 7 Third Baseman in the Nation by D1 Baseball

Jackson Phipps

Rated No. 32 SEC Top Prospect for the 2023 Draft by D1 Baseball

Will Sanders

SEC Freshman of the Week (March 1)

SEC Co-Freshman of the Week (April 5)

Rated No. 36 SEC Top Propsect for the 2023 Draft by D1 Baseball

Jalen Vasquez

Rated No. 48 SEC Top Prospect for the 2023 Draft by D1 Baseball

2020 BATTING BY SERIES

Team	Avg.	R	H	HR	RBI	BB	SO
Dayton	.356	29	36	7	29	19	18
Winthrop	.369	31	31	9	26	14	14
Clemson	.333	11	28	3	11	5	29
Mercer	.202	10	17	2	10	16	27
The Citadel	.273	19	18	1	17	14	20
Texas	.216	6	21	1	4	9	26
Davidson	.265	4	9	1	4	6	9
Vanderbilt	.133	8	12	2	7	6	43
Florida	.293	21	34	7	21	6	28
Gardner-Webb	.361	9	13	3	9	2	3
Georgia	.240	21	25	8	20	11	27
North Carolina	.100	2	3	1	2	6	8
Missouri	.283	26	26	3	22	22	25
Charleston So.	.290	9	9	2	9	7	4
LSU	.258	14	24	2	12	5	27
Arkansas							
Ole Miss							
North Florida							
Mississippi State							
Kentucky							
Appalachian State							
Tennessee							

2020 PITCHING BY SERIES

Team	ERA	IP	H	R	ER	BB	SO
Dayton	2.00	27.0	12	7	6	13	37
Winthrop	5.00	18.0	14	12	10	9	30
Clemson	4.05	20.0	16	9	9	9	30
Mercer	0.33	27.0	12	1	1	11	44
The Citadel	5.00	18.0	19	10	10	2	22
Texas	4.88	24.0	26	15	13	15	28
Davidson	6.00	9.0	11	9	6	7	17
Vanderbilt	4.68	25.0	20	13	13	11	42
Florida	3.09	32.0	20	14	11	16	45
Gardner-Webb	3.00	9.0	9	4	3	2	13
Georgia	3.46	26.0	24	13	10	7	31
North Carolina	2.70	10.0	9	3	3	3	10
Missouri	3.33	27.0	25	12	10	11	37
Charleston So.	0.00	9.0	4	0	0	1	11
LSU	2.86	22.0	17	7	7	11	22
Arkansas							
Ole Miss							
North Florida							
Mississippi State							
Kentucky							
Appalachian State							
Tennessee							

A LOOK AT THE 2021 SEASON

Date	Opponent	Result	Pitcher of Record (W/L)	Notable Game Note
2-19	Dayton	W, 12-1	Farr (W, 1-0)	Eyster grand slam, Clarke 3-run home run pace Gamecock offense in opener
2-20	Dayton	W, 12-5	Peters (W, 1-0)	Clarke homers twice as Gamecocks clinch series
2-21	Dayton	W, 5-1	Kerry (W, 1-0)	4 runs in the eighth breaks 1-all tie, Callil GW RBI, Mendham 3-run double
2-23	Winthrop	W, 12-4	Gilreath (W, 1-0)	Clarke hits 3 home runs; first Gamecock to do it since Justin Smoak in 2008
2-27	vs. Clemson	W, 3-2 (11)	Sanders (W, 1-0)	Eyster walk-off double in the 11th scores Allen to open series with win
2-28	Clemson	W, 8-7	Sanders (W, 2-0)	Eyster's single scores Allen again for a second walk-off win over the Tigers
3-2	at Winthrop	W, 19-8	Sightler (W, 1-0)	Satterfield drives in five, Allen and Eyster homer as SC scores 16 in first 4 inn.
3-5	Mercer	W, 5-1	Farr (W, 2-0)	Wimmer homers, Eyster has two hits and Farr strikes out five in the win
3-6	Mercer	W, 4-0	Jordan (W, 1-0)	Jordan strikes out 11 in the win, Sightler homers in a 3-run first frame
3-7	Mercer	W, 1-0	Bosnic (W, 1-0)	Bosnic strikes out nine, Satterfield RBI groundout in fourth brings in lone run
3-10	at The Citadel	W, 11-7	Peters (W, 2-0)	Gamecocks score six runs in the eighth to overcome late deficit
3-12	at Texas	L, 1-4	Sanders (L, 2-1)	Gamecocks allow three runs in the eighth; Farr strikes out 10 in 6-inn start
3-13	at Texas	L, 0-3	Jordan (L, 1-1)	First time shutout since 2019 as Gamecocks drop series
3-14	at Texas	L, 5-8	Bosnic (L, 1-1)	Clarke homers and Wimmer goes 4-for-4 as Carolina is swept at Texas
3-16	Davidson	L, 4-9	Luensmann (L, 0-1)	Davidson scores five runs in the third inning; Clarke homered in loss
3-19	at Vanderbilt*	L, 2-3	Farr (L, 2-1)	Farr strikes out nine, but a run in the seventh propels Vandy to the win
3-20	at Vanderbilt*	L, 0-5	Jordan (L, 1-2)	Vandy's Leiter no-hits the Gamecocks; Jordan strikes out nint in 5 IP
3-21	at Vanderbilt*	W, 6-5	Kerry (W, 2-0)	Kerry strikes out 10, Allen and Wimmer both with three hits and a HR
3-23	The Citadel	W, 8-3	Sanders (W, 3-1)	Sanders strikes out 10 in 5 IP, Clarke homers, Heinrich drives in three
3-26	Florida*	W, 9-8 (14)	Bosnic (W, 2-1)	Longest game by innings since 2014, Burgess walk-off double in 14th
3-27	Florida*	W, 4-1	Jordan (W, 2-2)	Jordan strikes out 10 in 7 IP, Clarke's 3-run homer the difference in the win
3-28	Florida*	W, 8-5	Sanders (W, 4-1)	Five home runs and combo of Sanders and Bosnic on the hill lead to sweep
3-30	Gardner-Webb	W, 9-4	Mahoney (W, 1-0)	Clarke, Callil and Allen all homer, Gamecocks score four in the first in the win
4-2	at Georgia*	L, 3-5	Peters (L, 2-1)	Mendham 3-run homer not enough as Georgia scores two in the 7th to win
4-3	at Georgia*	W, 13-7	Jordan (W, 3-2)	Jordan strikes out 11, Carolina homers four times in 13-hit barrage
4-4	at Georgia*	W, 5-1	Sanders (W, 5-1)	Sanders goes 8+ innings, Allen homers twice as Carolina takes the series
4-6	vs North Carolina	L, 2-3 (10)	Bosnic (L, 2-2)	Tar Heels score run in 10th to win, Sightler homers, Mahoney strikes out four
4-9	Missouri*	L, 2-7	Farr (L, 2-2)	Gamecocks allow three runs in the fifth and sixth innings, Allen RBI single
4-10	Missouri*	W, 11-1	Jordan (W, 4-2)	Jordan strikes out eight in five innings, Allen homers, drives in four
4-11	Missouri*	W, 13-4	Kerry (W, 3-0)	Kerry strikes out eight in win, Eyster and Milone homer, SC scores five in 8th
4-13	Charleston So.	W, 9-0	Mahoney (W, 2-0)	Five pitchers combine for shutout; Sighter grand slam, Mendham 2R HR
4-15	at LSU*	L, 1-5	Farr (L, 2-3)	Gamecocks held to three hits on the night; Farr strikes out three in 5 IP
4-16	at LSU*	W, 4-2 (7)	Peters (W, 3-1)	Carolina scores four runs in the seventh to complete the comeback
4-17	at LSU*	W, 9-0 (7)	Sanders (W, 6-1)	Sanders fans four in 6 innings of work, Mendham and Wimmer homer
4-22	Arkansas*			
4-23	Arkansas*			
4-24	Arkansas*			
4-27	The Citadel			
4-30	at Ole Miss*			
5-1	at Ole Miss*			
5-2	at Ole Miss*			
5-4	North Florida			
5-7	Mississippi State*			
5-8	Mississippi State*			
5-9	Mississippi State*			
5-11	at Clemson			
5-14	at Kentucky*			
5-15	at Kentucky*			
5-16	at Kentucky*			
5-18	Appalachian State			
5-20	Tennessee*			
5-21	Tennessee*			
5-22	Tennessee*			

2 NCAA Championships, 3 SEC Championships, 7 SEC East Titles, 31 NCAA Appearances

GAMECOCKS IN THE RANKINGS

Dates	BA	CB	D1	NCBWA	PG	UST
Preseason	18	21	18	23	--	20
February 22	16	20	17	16	--	20
March 1	13	13	14	13	16	12
March 8	10	5	12	7	12	8
March 15	12	18	16	15	21	17
March 22	20	--	25	24	--	23
March 29	11	8	14	16	16	15
April 5	9	5	11	12	9	12
April 12	10	5	11	14	9	11
April 19	9	7	11	13	8	11
April 26						
May 3						
May 10						
May 17						

BA - Baseball America; CB - Collegiate Baseball; D1 - D1Baseball; NCBWA - National Collegiate Baseball Writers Association; PG - Perfect Game USA; UST - USA TODAY Coaches Poll;

THE GAMECOCK RADIO NETWORK

All 53 regular season games will be available on the Gamecock Radio Network. Flagship station, 107.5 FM, "The Game," is the home of the Gamecocks and will broadcast all games. In the event of a conflict with basketball in Columbia, the baseball games can be heard on sister station WISW, 1320 AM. All games can also be heard on the All Access channel on GamecocksOnline.

For local affiliates, please check your local listings for the latest schedule. Additional affiliates include:

2021 Network Affiliates

Aiken/Edgefield	WKSX	92.7 FM
Allendale	WDOG	93.5 FM
Camden	WCAM	1590 AM
Charleston	WWIK	98.9 FM
Chesterfield	WVSZ	107.3 FM
Columbia	WNKT	107.5 FM
Florence	WOLH	1230 AM
Georgetown	WJXY	93.7 FM
Greenville	WGVL	1440 AM
Kingstree	WDKD	1310 AM
Myrtle Beach	WMIR	93.9 FM
Rock Hill/Lancaster	WRHM	107.1 FM
Spartanburg	WSPG	1400 AM

Live Gamecock Baseball broadcasts are also available for free this season on the Tuneln App (Android/iOS). Live Gamecock Baseball will also be available for free on the South Carolina Gameday App (Android/iOS) via a link out to Tuneln. Users who do not already have the Tuneln app downloaded will be prompted to download the app. Upon successful completion of the download, users will be easily redirected from the Gameday App to Tuneln anytime they select the Live Audio option in the Gameday App.

During the overlap of basketball and baseball seasons, a basketball broadcast (men's or women's) will take priority over baseball. For example if a basketball game is scheduled at the same time as a baseball game, the basketball game broadcast would be on Tuneln, while the baseball game would not.

LARGEST SINGLE GAME CROWDS AT FOUNDERS PARK

Single-Game Sellouts at Founders Park (55 all-time)

8,242	vs. Clemson	Feb. 28, 2020 (L, 1-7)
8,242	vs. Clemson	March 3, 2019 (W, 14-3)
8,242	vs. Clemson	March 2, 2018 (W, 3-2)
8,242	vs. Alabama	March 25, 2017 (W, 6-5, 10 inn.)
8,242	vs. Clemson	March 5, 2017 (L, 5-3, 11 inn.)
8,242	vs. UNCG	February 18, 2017 (W, 5-1)
8,242	vs. UNCG	February 17, 2017 (W, 7-1)
8,242	vs. Texas A&M	May 14, 2016 (L, 5-2)
8,242	vs. Florida	April 29, 2016 (W, 2-1)
8,242	vs. Tennessee	April 9, 2016 (W, 7-4)
8,242	vs. College of Charleston	March 29, 2016 (L, 6-5, 13 inn.)
8,242	vs. Clemson	March 4, 2016 (W, 8-1)
8,242	vs. LSU	May 16, 2015 (L, 8-1)
8,242	vs. LSU	May 15, 2015 (L, 9-2)
8,242	vs. Vanderbilt	April 18, 2015 (W, 3-2)
8,242	vs. Georgia	March 28, 2015 (L, 4-3)
8,242	vs. Clemson	March 2, 2015 (L, 7-0)
8,242	vs. Alabama	April 26, 2014 (L, 2-1)
8,242	vs. Alabama	April 25, 2014 (W, 9-3)
8,242	vs. Florida	April 13, 2014 (L, 6-5)
8,242	vs. Florida	April 12, 2014 (L, 4-3, 13 inn.)
8,242	vs. Florida	April 11, 2014 (W, 4-1)
8,242	vs. Tennessee	March 30, 2014 (W, 8-0)
8,242	vs. Clemson	February 28, 2014 (W, 9-6)
8,242	vs. Eastern Kentucky	February 22, 2014 (W, 2-0)
8,242	vs. Georgia	May 11, 2013 (W, 8-3)
8,242	vs. Texas A&M	March 30, 2013 (W, 6-3)
8,242	vs. Clemson	March 3, 2013 (W, 8-0)
8,242	vs. Liberty	February 15, 2013 (W, 4-3)
8,242	vs. Oklahoma (NCAA Super Regional)	June 10-11, 2012 (W, 5-1)
8,242	vs. Oklahoma (NCAA Super Regional)	June 9, 2012 (W, 5-0)
8,242	vs. Clemson (NCAA Regional)	June 3, 2012 (W, 4-3)
8,242	vs. Clemson (NCAA Regional)	June 2, 2012 (W, 5-4, 12 inn.)
8,242	vs. LSU	May 19, 2012 (L, 3-2, 10 inn.)
8,242	vs. LSU	May 18, 2012 (W, 5-4)
8,242	vs. Alabama	April 28, 2012 (W, 9-1)
8,242	vs. Alabama	April 27, 2012 (W, 12-11)
8,242	vs. Mississippi State	April 14, 2012 (W, 5-3)
8,242	vs. Tennessee	April 6, 2012 (L, 5-4)
8,242	vs. Florida	March 24, 2012 (L, 5-4)
8,242	vs. Florida	March 23, 2012 (L, 8-2)
8,242	vs. Florida	March 22, 2012 (W, 9-3)
8,242	vs. Clemson	March 3, 2012 (W, 9-6)
8,242	vs. VMI	February 17, 2012 (W, 2-1)
8,242	vs. Connecticut (NCAA Super Regional)	June 12, 2011 (W, 8-2)
8,242	vs. Connecticut (NCAA Super Regional)	June 11, 2011 (W, 5-1)
8,242	vs. Auburn	April 30, 2011 (W, 10-2)
8,242	vs. Vanderbilt	April 17, 2011 (W, 5-3)
8,242	vs. Vanderbilt	April 16, 2011 (L, 6-4)
8,242	vs. Vanderbilt	April 15, 2011 (W, 3-1)
8,242	vs. Kentucky	April 2, 2011 (W, 4-3, 10 inn.)
8,242	vs. Clemson	March 4, 2011 (W, 6-3)
8,242	vs. Santa Clara	February 19, 2011 (W, 2-1)
8,242	vs. Santa Clara	February 18, 2011 (W, 12-5)
8,242	vs. Florida	May 21, 2010 (L, 5-2)

South Carolina All-Time record in sellouts at Founders Park (38-17)

TOP 10 THREE-GAME SERIES ATTENDANCE MARKS AT FOUNDERS

24,726	vs. Florida (all three sellouts)	April 11-13, 2014
24,726	vs. Florida (all three sellouts)	March 22-24, 2012
24,726	vs. Vanderbilt (all three sellouts)	April 15-17, 2011
24,558	vs. Alabama (two sellouts)	April 25-27, 2014
24,501	vs. UNCG (two sellouts)	February 17-19, 2017
24,398	vs. LSU (two sellouts)	May 18-19, 2012
24,278	vs. Auburn (one sellout)	April 29-May 1, 2011
24,204	vs. Alabama	April 30-May 2, 2010
24,186	vs. Georgia	March 18-20, 2011
23,991	vs. LSU (two sellouts)	May 14-16, 2015

A SOUTH CAROLINA TEAM

Won 10 or more consecutive games.....	March 1, 2020-March 10, 2021 (16)
Lost five or more consecutive games.....	March 12-March 20, 2021 (6)
Scored 20 or more runs in a game.....	22, June 5, 2016 vs. Rhode Island (NCAA Columbia Regional)
Scored 10+ Runs in an inning.....	10 in the 3rd inning vs. Valparaiso, March 9, 2010
Did not strikeout.....	April 7, 2015 vs. Appalachian State
Hit consecutive home runs.....	Wes Clarke and Andrew Eyster (2nd inning vs. Florida, March 28, 2021)
Turned a triple play.....	at Georgia, April 9, 1999 (Jeffcoat to Rios to Lambert)
Shut out consecutive opponents.....	vs. Mercer, March 6-7, 2021 (W, 4-0, W, 1-0)
Shut out the opponent.....	at LSU (9-0) (April 17, 2021)
Was shut out by the opponent at home.....	vs. North Carolina A&T (0-2) March 26, 2019
Was shut out by the opponent on the road.....	at Vanderbilt (0-5) March 20, 2021
Was shut out in two consecutive games.....	at Arkansas (0-2, 0-3) April 14, 2018
Swept a conference doubleheader.....	at LSU (4-2, 9-0) April 17, 2021
Was swept in a conference doubleheader.....	vs. Vanderbilt (3-9, 2-6) May 5, 2019
Swept a conference series at home.....	vs. Florida, March 26-28, 2021
Swept a conference series on the road.....	at Tennessee, March 17-19, 2017
Was swept in a conference series at home.....	vs. Vanderbilt, May 3-5, 2019
Was swept in a conference series on the road.....	at Missouri, April 26-28, 2019
Won a conference series at home.....	vs. Missouri, April 9-11, 2021
Won a conference series on the road.....	at LSU, April 15-17, 2021
Last 1-0 win.....	vs. Mercer, March 7, 2021
Last 1-0 loss.....	vs. UNC Greensboro, Feb. 19, 2017

A SOUTH CAROLINA PLAYER

Hit two home runs in a game.....	Brady Allen at Georgia, April 4, 2021
Hit three home runs in a game.....	Wes Clarke vs. Winthrop, Feb. 23, 2021
Led off game with a home run.....	Brady Allen at Georgia, April 4, 2021
Hit a grand slam.....	Josiah Sightler vs. Charleston Southern, April 13, 2021
Walk-off home run.....	Jacob Olson vs. North Carolina State, April 2, 2019
Pinch hit home run.....	Matt Williams vs. Clemson, March 2, 2018
Inside-the-park home run.....	Noah Campbell vs. Florida, March 17, 2018
Had seven or more RBI in a game.....	Wes Clarke (7) vs. Northwestern, Feb. 22, 2020
Had five or more hits in a game.....	Gene Cone (5) vs. Missouri, April 24, 2016
Two hits in an inning.....	Chris Cullen (7th inning) at The Citadel, April 10, 2018
Hit for the cycle.....	TJ Hopkins vs. Valparaiso, March 10, 2019
Had 10 or more total bases in a game.....	Wes Clarke (12) vs. Winthrop, Feb. 23, 2021
Stole three or more bases in a game.....	Noah Campbell (3) vs. Holy Cross, Feb. 14, 2020
Stole home plate.....	Carlos Cortes at Vanderbilt, April 27, 2018
Had a 10-game hitting streak.....	Luke Berryhill (10), April 11-27, 2019
Had a 15-game hitting streak.....	Gene Cone (31), March 1-May 6, 2016
Had a 20-game hitting streak.....	Gene Cone (31), March 1-May 6, 2016
Had a 25-game hitting streak.....	Gene Cone (31), March 1-May 6, 2016
Had 10 or more strikeouts in a game.....	Brannon Jordan (11) at Georgia (April 3, 2021)
Pitched a complete game.....	Brannon Jordan vs. Holy Cross, Feb. 16, 2020
Pitched a nine-inning, complete game shutout.....	Wil Crowe vs. Campbell, June 1, 2014 (NCAA Columbia Regional)
Pitched a combined shutout.....
.....	Will Sanders (6.0) and Julian Bosnic at LSU, April 17, 2021
Pitched a no-hitter.....	Colby Holmes, Forrest Koumas, Josh Knab vs. Albany, Feb. 24, 2013

SEASON/CAREER HIGHS

#2 Jalen Vasquez

Season/Career High
2, vs. Davidson (3/17/21)..... At Bats
..... Runs
..... Hits
..... RBI
1, vs. Davidson (3/17/21)..... Walks

#3 Braylen Wimmer

Season High Career High
7, vs. Florida (3/26/21)..... At Bats..... 7, vs. Florida (3/26/21)
2, 2x, last vs. Winthrop (2/23/21)..... Runs.. 2, 3x, last vs. Winthrop (2/23/21)
4, 2x, last vs. Florida (3/26/21)..... Hits..... 4, 2x, last vs. Florida (3/26/21)
3, vs. Florida (3/26/21)..... RBI..... 3, vs. Florida (3/26/21)
3, vs. Mercer (3/6/21)..... Walks..... 3, vs. Mercer (3/6/21)

#6 George Callil

Season High Career High
5, 2x, last vs. Florida (3/26/21)..... At Bats..... 6, at Alabama (4/6/19)
2, 2x, last vs. Missouri (4/10/21)..... Runs.. 3, 2x, last vs. Presbyterian (2/19/20)
2, 6x, last at LSU (4/17/21)..... Hits.. 3, 2x, last vs. Presbyterian (2/19/20)
2, vs. Florida (3/28/21)..... RBI..... 2, 4x, last vs. Florida (3/28/21)
3, vs. Missouri (4/9/21)..... Walks..... 3, vs. Missouri (4/9/21)

#7 Brennan Milone

Season High Career High
5, vs. Clemson (2/28/21)..... At Bats..... 5, vs. Clemson (2/28/21)
3, at Georgia (4/3/21)..... Runs..... 3, at Georgia (4/3/21)
2, at Georgia (4/3/21)..... Hits..... 2, at Georgia (4/3/21)
2, 3x, last vs. Missouri (4/11/21)..... RBI..... 2, 4x, last vs. Missouri (4/11/21)
3, vs. Winthrop (3/2/21)..... Walks.... 3, 2x, last vs. Winthrop (3/2/21)

#8 Jeff Heinrich

Season High Career High
7, vs. Florida (3/26/21)..... At Bats..... 7, vs. Florida (3/26/21)
2, vs. Florida (3/26/21)..... Runs..... 2, 3x, last vs. Florida (3/26/21)
3, vs. Clemson (2/27/21)..... Hits..... 3, vs. Clemson (2/27/21)
3, vs. The Citadel (3/23/21)..... RBI.. 3, 2x, last vs. The Citadel (3/23/21)
..... Walks..... 1, 4x, last vs. Cornell (3/7/20)

#9 Noah Myers

Season High Career High
4, vs. Dayton (2/19/21)..... At Bats..... 5, vs. UNF (2/25/20)
1, 3x, last vs. The Citadel (3/10/21)..... Runs.. 2, 3x, last vs. The Citadel (3/10/20)
1, vs. Dayton (2/19/21)..... Hits..... 4, vs. The Citadel (3/10/20)
..... RBI..... 3, vs. The Citadel (3/10/20)
1, 2x, last vs. Dayton (2/21/21)..... Walks..... 3, vs. Cornell (3/7/20)

#10 Colin Burgess

Season High Career High
7, vs Florida (3/26/21)..... At Bats..... 7, vs Florida (3/26/21)
2, 2x, last vs. Missouri (4/10/21)..... Runs..... 2, 3x, last vs. Missouri (4/10/21)
4, vs. Florida (3/26/21)..... Hits..... 4, vs. Florida (3/26/21)
4, vs. CSU (4/13/21)..... RBI..... 4, vs. CSU (4/13/21)
1, 6x, last vs. CSU (4/13/21)..... Walks..... 1, 7x last vs. CSU (4/13/21)

#11 Andrew Eyster

Season High Career High
7, vs. Florida (3/26/21)..... At Bats..... 7, vs. Florida (3/26/21)
2, 5x, last at LSU (4/17/21)..... Runs 3, 4x, last vs. N'Western (2/22/20)
4, vs Florida (3/26/21)..... Hits..... 4, vs Florida (3/26/21)
4, vs. Dayton (2/19/21)..... RBI..... 4, vs. Dayton (2/19/21)
2, 2x, last vs. Missouri (4/11/21)..... Walks.... 2, 8x, last vs. Missouri (4/11/21)

#12 Josiah Sightler

Season High Career High
6, vs. Florida (3/26/21)..... At Bats..... 6, vs. Florida (3/26/21)
3, 2x, last vs. Missouri (4/11/21)..... Runs..... 3, 2x, last vs. Missouri (4/11/21)
3, 3x, last vs. Florida (3/26/21)..... Hits..... 3, 3x, last vs. Florida (3/26/21)
4, at The Citadel (3/10/21)..... RBI..... 4, at The Citadel (3/10/21)
2, 2x, last vs. Missouri (4/9/21)..... Walks..... 2, 2x, last vs. Missouri (4/9/21)

#13 Michael Robinson

Season/Career High
2, vs. Winthrop (3/2/21)..... At Bats
1, vs. Winthrop (3/2/21)..... Runs
1 at The Citadel (3/10/21)..... Hits
..... RBI
1, vs. Winthrop (3/2/21)..... Walks

#14 Joe Satterfield (italics are at Elon)

Season High Career High
5, vs. Winthrop (3/2/21)..... At Bats..... 6, 7x, last at Towson (4/7/19)
3, at The Citadel (3/10/21)..... Runs 3, 4x, last at The Citadel (3/10/21)
3, vs. Winthrop (3/2/21)..... Hits..... 4, at Western Carolina (3/16/19)
5, vs. Winthrop (3/2/21)..... RBI..... 5, 2x, last vs. Winthrop (3/2/21)
1, at The Citadel (3/10/21)..... Walks..... 5, at William & Mary (4/21/19)

#23 Jack Mahoney

Season/Career High
3, vs. Missouri (4/9/21)..... At Bats
1, 2x, last vs. Missouri (4/9/21)..... Runs
..... Hits
..... RBI
1, vs. Missouri (4/9/21)..... Walks

#24 Brandon Fields

Season/Career High
3, vs. Mercer (3/6/21)..... At Bats
1, 2x, last at LSU (4/17/21)..... Runs
..... Hits
..... RBI
1, vs. Winthrop (3/2/21)..... Walks

#26 David Mendham

Season/Career High
7, vs. Florida (3/26/21)..... At Bats
3, vs. Winthrop (2/23/21)..... Runs
3, 2x, last vs. CSU (4/13/21)..... Hits
4, vs. Dayton (2/21/21)..... RBI
2, 3x, last vs. Missouri (4/11/21)..... Walks

#28 Wes Clarke

Season High Career High
6, vs Florida (3/26/21)..... At Bats..... 6, 2x, last vs. Florida (3/26/21)
4, vs. Winthrop (2/23/21)..... Runs..... 4, vs. Winthrop (2/23/21)
3, 5x, last at Georgia (4/3/21)..... Hits..... 3, 6x, last at Georgia (4/3/21)
5, vs. Dayton (2/20/21)..... RBI..... 7, vs. Northwestern (2/22/20)
2, 8x, last vs. Missouri (4/11/21)..... Walks.. 2, 11x, last vs. Missouri (4/11/21)

#31 David Cromer

Season/Career High
..... At Bats
..... Runs
..... Hits
..... RBI
..... Walks

#33 Brady Allen

Season High Career High
6, 3x, last at Georgia (4/3/21)..... At Bats..... 6, 4x, last at Georgia (4/3/21)
3, 4x, last vs. Missouri (4/11/21)..... Runs..... 3, 5x, last vs. Missouri (4/11/21)
3, 6x, last vs Missouri (4/11/21)..... Hits..... 3, 7x, last vs Missouri (4/11/21)
4, 2x, last vs. Missouri (4/10/21)..... RBI..... 4, 2x, last vs. Missouri (4/10/21)
3, at The Citadel (3/10.21)..... Walks..... 3, at The Citadel (3/10.21)

#46 Connor Cino

Season/Career High
2, vs. Winthrop (3/2/21)..... At Bats
..... Runs
1, 2x, last at Texas (3/14/21)..... Hits
1, at Texas (3/14/21)..... RBI
1, vs. Charleston Southern (4/13/21) Walks

#4 Jackson Phipps

Season/Career High.....
 2.0 vs. Gardner-Webb (3/30/21).....Innings
 3, 2x, last vs. Davidson (3/17/21)..... Hits
 3, vs. Davidson (3/17/21).....Runs
 3, vs. Davidson (3/17/21).....Earned Runs
 1, 3x, last vs. Missouri (4/9/21).....Walks
 5, vs. Gardner-Webb (3/30/21).....Strikeouts

#12 Josiah Sightler

Season High.....**Career High**
 3.0, vs. Winthrop (3/2/21).....Innings.....3.0, vs. Winthrop (3/2/21)
 3, vs. Winthrop (3/2/21).....Hits.....3, vs. Winthrop (3/2/21)
 1, 2x, last vs. Winthrop (3/2/21).....Runs.....3, vs. Mississippi State (5/17/19)
 1, 2x, last vs. Winthrop (3/2/21).....Earned Runs.....3, vs. Mississippi State (5/17/19)
 1, 2x, last at Texas (3/14/21).....Walks.....2, vs. Mississippi State (5/17/19)
 4, vs. Winthrop (3/2/21).....Strikeouts.....4, 2x, last vs. Winthrop (3/2/21)

#15 Daniel Lloyd

Season High.....**Career High**
 4.0, vs. Missouri (4/10/21).....Innings.....5.0, vs. Auburn (3/29/19)
 4, vs. Missouri (4/10/21).....Hits.....7, at Alabama (4/5/19)
 2, 3x, last at LSU (4/15/21).....Runs.....9, at Alabama (4/5/19)
 2, 3x, last at LSU (4/15/21).....Earned Runs.....9, at Alabama (4/5/19)
 2, 2x, last vs. UNC (4/6/21).....Walks.....3, 4x, last vs. Kentucky (5/12/19)
 4, vs. The Citadel (3/23/21).....Strikeouts.....8, vs. Auburn (3/29/19)

#16 John Gilreath

Season High.....**Career High**
 1.1, 3x, last vs. Gard-Webb (3/30/21).....Innings.....4.0, 4x, last vs. Georgia (3/23/18)
 2, vs Davidson (3/17/21).....Hits.....7, at Clemson (3/4/18)
 1, 2x, last vs. Gard-Webb (3/30/21).....Runs.....6, 2x, last at Tennessee (3/22/19)
 1, 2x, last vs. Gard-Webb (3/30/21).....Earned Runs.....6, 2x, last at Tennessee (3/22/19)
 2, vs. Winthrop (2/23/21).....Walks.....3, 4x, last vs. Texas A&M (4/18/19)
 2, 2x, last vs. Davidson (3/17/21).....Strikeouts.....8, vs. Princeton (3/9/18)

#20 Andrew Peters

Season High.....**Career High**
 4.0 vs. Florida (3/26/21).....Innings.....4.0 vs. Florida (3/26/21)
 3, at Texas (3/14/21).....Hits.....2, vs. Cornell (3/7/20)
 3, vs. Missouri (4/9/21).....Runs.....3, 3x, last vs. Missouri (4/9/21)
 2, at Texas (3/14/21).....Earned Runs.....3, 2x, last vs. Cornell (3/7/20)
 3, vs. Florida (3/26/21).....Walks.....3, vs. Florida (3/26/21)
 5, 3x, last vs. Florida (3/26/21).....Strikeouts.....5, 3x, last vs. Florida (3/26/21)

#21 Magdiel Cotto

Season/Career High.....
 1.2, at The Citadel (3/10/21).....Innings
 2, 3x, last vs. CSU (4/13/21).....Hits
 2, 2x, last at The Citadel (3/10/21).....Runs
 2, at The Citadel (3/10/21).....Earned Runs
 2, vs. Winthrop (2/23/21).....Walks
 2, 2x, last vs. CSU (4/13/21).....Strikeouts

#23 Jack Mahoney

Season/Career High.....
 5.0, vs. CSU (4/13/21).....Innings
 5, vs. Gardner-Webb (3/30/21).....Hits
 1, 5x, last vs. UNC (4/6/21).....Runs
 1, 4x, last vs. UNC (4/6/21).....Earned Runs
 2, vs. Florida (3/26/21).....Walks
 7, vs. CSU (4/13/21).....Strikeouts

#30 Brett Thomas

Season High.....**Career High**
 1.0, 2x, last vs. Missouri (4/11/21).....Innings.....1.0, 5x, last vs. Missouri (4/11/21)
Hits
 1, vs Davidson (3/17/21).....Runs.....
 1, vs. Davidson (3/17/21).....Earned Runs.....
 2, vs. Davidson (3/17/21).....Walks.....2, vs. Davidson (3/17/21)
 3, vs. Winthrop (3/2/21).....Strikeouts.....3, vs. Winthrop (3/2/21)

#32 Will Sanders

Season/Career High.....
 8.0, at Georgia (4/4/21).....Innings
 8, at Georgia (4/4/21).....Hits
 3, 2x, last vs. Florida (3/28/21).....Runs
 3, 2x, last vs. Florida (3/28/21).....Earned Runs
 1, 6x, last at LSU (4/17/21).....Walks
 10, vs. The Citadel (3/23/21).....Strikeouts

#37 Cam Tringali

Season High.....**Career High**
 0.1, vs Winthrop (3/2/21).....Innings.....6.1, at Missouri (4/27/19)
 1, vs. Winthrop (3/2/21).....Hits.....8, at Miss. State (5/16/19)
 3, vs. Winthrop (3/2/21).....Runs.....9, at Miss. State (5/16/19)
 3, vs. Winthrop (3/2/21).....Earned Runs.....6, at Miss. State (5/16/19)
Walks.....3, 3x, last at Miss. State (5/16/19)
 1, vs. Winthrop (3/2/21).....Strikeouts.....7, at Furman (3/3/20)

#40 Wesley Sweatt

Season/Career High.....
 1.0, 4x, last vs. CSU (4/13/21).....Innings.....5.0, vs. Georgia (3/15/19)
 3, 2x, last vs. The Citadel (3/23/21).....Hits.....10, at Tennessee (3/22/19)
 2, 2x, last vs. The Citadel (3/23/21).....Runs.....8, at Tennessee (3/22/19)
 2, 2x, last vs. The Citadel (3/23/21).....Earned Runs.....6, at Tennessee (3/22/19)
Walks.....3, vs. Furman (5/8/19)
 2, vs. Davidson (3/17/21).....Strikeouts.....4, vs. Furman (5/8/19)

#44 Parker Coyne

Season High.....**Career High**
 1.2, vs. Davidson (3/17/21).....Innings.....5.0, vs. USC Upstate (5/14/19)
 3, at Vanderbilt (3/20/21).....Hits.....7, vs. LSU (5/21/19)
 3, at Vanderbilt (3/20/21).....Runs.....4, vs. LSU (5/21/19)
 3, at Vanderbilt (3/20/21).....Earned Runs.....4, vs. LSU (5/21/19)
 1, 3x, last vs. Gard-Webb (3/30/21).....Walks.....3, vs. Gardner-Webb (3/6/19)
 5, vs Davidson (3/17/21).....Strikeouts.....6, 2x, last vs. USC Upstate (5/14/19)

#45 CJ Weins

Season/Career High.....
 1.0, vs. Winthrop (3/2/21).....Innings
 1, vs. Gardner-Webb (3/30/21).....Hits
 2, vs. Winthrop (3/2/21).....Runs
 2, vs. Winthrop (3/2/21).....Earned Runs
 3, vs. Winthrop (3/2/21).....Walks
 2, vs. Winthrop (3/2/21).....Strikeouts

#48 Jaret Bennett (*italics are at CSU*)

Season High.....**Career High**
Innings.....9.0, 2x, last vs. Kansas (2/21/20)
Hits.....12, at Charlotte (2/28/18)
Runs.....10, at Charlotte (2/28/18)
Earned Runs.....10, at Charlotte (2/28/18)
Walks.....4, 2x, last vs. ASU (3/6/20)
Strikeouts.....7, vs. Maryland (2/14/20)

#49 Brett Kerry

Season High.....**Career High**
 5.2, at Vanderbilt (3/21/21).....Innings.....6.1, at Miss. State (5/18/19)
 6, vs. Missouri (4/11/21).....Hits.....7, vs. Northwestern (2/22/20)
 2, 3x, last vs. Missouri (4/11/21).....Runs.....4, at Missouri (4/28/19)
 2, 2x, last vs. Missouri (4/11/21).....Earned Runs.....4, at Missouri (4/28/19)
 2, vs. Clemson (2/27/21).....Walks.....3, 2x, last at Miss. State (5/18/19)
 10, at Vanderbilt (3/21/21).....Strikeouts.....12, vs. Holy Cross (2/15/20)

#50 Travis Luensmann

Season/Career High.....
 1.0, vs. Dayton (2/21/21).....Innings
 3, vs. Davidson (3/17/21).....Hits
 4, vs. Davidson (3/17/21).....Runs
 2, 2x, last vs. Davidson (3/17/21).....Earned Runs
 1, vs. Clemson (2/28/21).....Walks
 1, 2x, last vs. Winthrop (3/2/21).....Strikeouts

SOUTH CAROLINA LINEUPS BY POSITION

GAME (No./time)	C	1B	2B	SS	3B	LF	CF	RF	DH
2-19 DAY (1/1)	Burgess	Mendham	Heinrich	Callil	Milone	Eyster	Myers	Allen	Clarke
2-20 DAY (2/1)	Burgess	Mendham	Heinrich	Callil	Milone	Eyster	Wimmer	Allen	Clarke
2-21 DAY (3/1)	Burgess	Mendham	Heinrich	Callil	Milone	Wimmer	Allen	Eyster	Clarke
2-23 WIN (4/1)	Clarke	Mendham	Heinrich	Callil	Milone	Eyster	Wimmer	Allen	Sightler
2-27 CLEM (2/2)	Burgess	Mendham	Heinrich	Callil	Milone	Eyster	Wimmer	Allen	Clarke
2-28 CLEM (5/1)	Burgess	Mendham	Wimmer	Callil	Milone	Sightler	Allen	Eyster	Clarke
3-2 WIN (6/1)	Clarke	Mendham	Satterfield	Callil	Milone	Eyster	Wimmer	Allen	Sightler (P)
3-5 MER (5/2)	Burgess	Mendham	Wimmer	Callil	Milone	Sightler	Allen	Eyster	Clarke
3-6 MER (7/1)	Clarke	Mendham	Wimmer	Callil	Satterfield	Eyster	Fields	Allen	Sightler
3-7 MER (8/1)	Burgess	Mendham	Wimmer	Callil	Satterfield	Sightler	Allen	Eyster	Clarke
3-10 CIT (6/2)	Clarke	Mendham	Satterfield	Callil	Milone	Eyster	Wimmer	Allen	Sightler (P)
3-12 TEX (9/1)	Burgess	Mendham	Wimmer	Callil	Satterfield	Sightler	Allen	Eyster	Clarke
3-13 TEX (10/1)	Burgess	Wimmer	Heinrich	Callil	Milone	Sightler	Allen	Eyster	Clarke
3-14 TEX (6/3)	Clarke	Mendham	Satterfield	Callil	Milone	Eyster	Wimmer	Allen	Sightler
3-16 DAV (11/1)	Clarke	Mendham	Vasquez	Callil	Heinrich	Eyster	Wimmer	Allen	Sightler
3-19 VAN (12/1)	Burgess	Mendham	Wimmer	Callil	Heinrich	Sightler	Allen	Eyster	Clarke
3-20 VAN (5/2)	Burgess	Mendham	Wimmer	Callil	Milone	Sightler	Allen	Eyster	Clarke
3-21 VAN (5/3)	Burgess	Mendham	Wimmer	Callil	Milone	Sightler	Allen	Eyster	Clarke
3-23 CIT (12/2)	Burgess	Mendham	Wimmer	Callil	Heinrich	Sightler	Allen	Eyster	Clarke
3-26 FLA (12/3)	Burgess	Mendham	Wimmer	Callil	Heinrich	Sightler	Allen	Eyster	Clarke
3-27 FLA (12/4)	Burgess	Mendham	Wimmer	Callil	Heinrich	Sightler	Allen	Eyster	Clarke
3-28 FLA (13/1)	Burgess	Clarke	Wimmer	Callil	Heinrich	Sightler	Allen	Eyster	Milone
3-30 GWU (14/1)	Clarke	Mendham	Wimmer	Callil	Heinrich	Sightler	Allen	Satterfield	Eyster
4-2 GA (12/5)	Burgess	Mendham	Wimmer	Callil	Heinrich	Sightler	Allen	Eyster	Clarke
4-3 GA (5/4)	Burgess	Mendham	Wimmer	Callil	Milone	Sightler	Allen	Eyster	Clarke
4-4 GA (5/5)	Burgess	Mendham	Wimmer	Callil	Milone	Sightler	Allen	Eyster	Clarke
4-6 UNC (15/1)	Clarke	Mendham	Heinrich	Callil	Milone	Sightler	Allen	Eyster	Burgess
4-9 MIZ (16/1)	Burgess	Mendham	Wimmer	Callil	Mahoney	Sightler	Allen	Eyster	Clarke
4-10 MIZ (5/6)	Burgess	Mendham	Wimmer	Callil	Milone	Sightler	Allen	Eyster	Clarke
4-11 MIZ (5/7)	Burgess	Mendham	Wimmer	Callil	Milone	Sightler	Allen	Eyster	Clarke
4-13 CSU (17/1)	Clarke	Mendham	Wimmer	Callil	Milone	Sightler	Allen	Eyster	Burgess
4-15 LSU (5/8)	Burgess	Mendham	Wimmer	Callil	Milone	Sightler	Allen	Eyster	Clarke
4-17 LSU (5/9)	Burgess	Mendham	Wimmer	Callil	Milone	Sightler	Allen	Eyster	Clarke
4-17 LSU (5/10)	Burgess	Mendham	Wimmer	Callil	Milone	Sightler	Allen	Eyster	Clarke
4-22 ARK									
4-23 ARK									
4-24 ARK									
4-27 CIT									
4-30 OM									
5-1 OM									
5-2 OM									
5-4 UNF									
5-7 MSU									
5-8 MSU									
5-9 MSU									
5-11 CLEM									
5-14 UK									
5-15 UK									
5-16 UK									
5-18 ASU									
5-20 TENN									
5-21 TENN									
5-22 TENN									

SOUTH CAROLINA LINEUPS BY BATTING ORDER

GAME (No./time)	1	2	3	4	5	6	7	8	9
2-19 DAY (1/1)	Allen	Milone	Clarke	Mendham	Eyster	Heinrich	Burgess	Myers	Callil
2-20 DAY (2/1)	Allen	Milone	Clarke	Eyster	Mendham	Heinrich	Burgess	Wimmer	Callil
2-21 DAY (3/1)	Allen	Wimmer	Clarke	Mendham	Eyster	Milone	Burgess	Heinrich	Callil
2-23 WIN (4/1)	Allen	Wimmer	Clarke	Mendham	Eyster	Sightler	Milone	Heinrich	Callil
2-27 CLEM (5/1)	Allen	Wimmer	Clarke	Eyster	Mendham	Burgess	Milone	Heinrich	Callil
2-28 CLEM (6/1)	Allen	Milone	Clarke	Mendham	Eyster	Sightler	Burgess	Wimmer	Callil
3-2 WIN (7/1)	Allen	Milone	Clarke	Mendham	Eyster	Sightler	Wimmer	Satterfield	Callil
3-5 MER (8/1)	Allen	Sightler	Clarke	Eyster	Mendham	Burgess	Wimmer	Milone	Callil
3-6 MER (9/1)	Allen	Sightler	Clarke	Mendham	Eyster	Wimmer	Satterfield	Fields	Callil
3-7 MER (10/1)	Allen	Sightler	Clarke	Mendham	Eyster	Wimmer	Satterfield	Burgess	Callil
3-10 CIT (11/1)	Allen	Wimmer	Clarke	Sightler	Eyster	Mendham	Satterfield	Milone	Callil
3-12 TEX (12/1)	Allen	Satterfield	Clarke	Sightler	Eyster	Mendham	Burgess	Wimmer	Callil
3-13 TEX (13/1)	Allen	Heinrich	Clarke	Sightler	Eyster	Wimmer	Milone	Burgess	Callil
3-14 TEX (14/1)	Allen	Satterfield	Clarke	Sightler	Eyster	Wimmer	Mendham	Milone	Callil
3-16 DAV (15/1)	Allen	Wimmer	Clarke	Sightler	Eyster	Mendham	Heinrich	Vasquez	Callil
3-19 VAN (16/1)	Wimmer	Allen	Sightler	Clarke	Eyster	Mendham	Heinrich	Burgess	Callil
3-20 VAN (17/1)	Wimmer	Allen	Sightler	Clarke	Mendham	Eyster	Milone	Burgess	Callil
3-21 VAN (18/1)	Allen	Wimmer	Sightler	Clarke	Mendham	Eyster	Milone	Burgess	Callil
3-23 CIT (19/1)	Allen	Wimmer	Sightler	Clarke	Mendham	Eyster	Heinrich	Burgess	Callil
3-26 FLA (19/2)	Allen	Wimmer	Sightler	Clarke	Mendham	Eyster	Heinrich	Burgess	Callil
3-27 FLA (20/1)	Allen	Wimmer	Sightler	Clarke	Eyster	Mendham	Heinrich	Burgess	Callil
3-28 FLA (21/1)	Allen	Wimmer	Sightler	Clarke	Eyster	Heinrich	Milone	Burgess	Callil
3-30 GW (22/1)	Allen	Wimmer	Sightler	Clarke	Eyster	Mendham	Heinrich	Satterfield	Callil
4-2 GA (19/3)	Allen	Wimmer	Sightler	Clarke	Eyster	Mendham	Heinrich	Burgess	Callil
4-3 GA (23/1)	Allen	Wimmer	Sightler	Clarke	Eyster	Mendham	Milone	Burgess	Callil
4-4 GA (23/2)	Allen	Wimmer	Sightler	Clarke	Eyster	Mendham	Milone	Burgess	Callil
4-6 UNC (24/1)	Allen	Burgess	Sightler	Clarke	Eyster	Mendham	Milone	Heinrich	Callil
4-9 MIZ (25/1)	Allen	Wimmer	Sightler	Clarke	Eyster	Mendham	Burgess	Mahoney	Callil
4-10 MIZ (26/1)	Allen	Wimmer	Sightler	Clarke	Eyster	Mendham	Burgess	Milone	Callil
4-11 MIZ (26/2)	Allen	Wimmer	Sightler	Clarke	Eyster	Mendham	Burgess	Milone	Callil
4-13 CSU (26/3)	Allen	Wimmer	Sightler	Clarke	Eyster	Mendham	Burgess	Milone	Callil
4-15 LSU (27/1)	Allen	Callil	Sightler	Clarke	Eyster	Mendham	Burgess	Milone	Wimmer
4-16 LSU (28/1)	Allen	Sightler	Clarke	Eyster	Mendham	Burgess	Milone	Wimmer	Callil
4-17 LSU (29/1)	Allen	Wimmer	Clarke	Mendham	Eyster	Sightler	Burgess	Callil	Milone
4-22 ARK									
4-23 ARK									
4-24 ARK									
4-27 CIT									
4-30 OM									
5-1 OM									
5-2 OM									
5-4 UNF									
5-7 MSU									
5-8 MSU									
5-9 MSU									
5-14 UK									
5-15 UK									
5-16 UK									
5-18 ASU									
5-20 TENN									
5-21 TENN									
5-22 TENN									

SOUTH CAROLINA PITCHERS BY THE NUMBERS

#18 Julian Bosnic - R-Fr. LHP

2020 SEASON

Date	Opponent	GS	IP	H	R	ER	BB	SO	W-L	S
2-15-20	Holy Cross		0.2	0	0	0	3	0	0-0	0
2-25-20	UNF		2.2	0	0	0	1	2	1-0	0
3-6-20	Cornell		1.0	0	0	0	1	2	1-0	0
3-10-20	The Citadel		2.1	0	0	0	3	3	2-0	0

2021 SEASON

Date	Opponent	GS	IP	H	R	ER	BB	SO	W-L	S
2-21-21	Dayton	*	3.1	0	1	1	4	9	0-0	0
2-27-21	Clemson		1.0	0	0	0	0	3	0-0	0
3-7-21	Mercer	*	5.2	0	0	0	4	9	1-0	0
3-14-21	Texas	*	3.0	4	6	4	4	3	1-1	0
3-21-21	Vanderbilt	*	3.1	4	5	5	2	6	1-1	0
3-26-21	Florida		2.0	1	1	1	0	5	2-1	0
3-28-21	Florida		3.0	1	0	0	0	5	2-1	0
4-2-21	Georgia		0.1	2	1	1	1	1	2-1	0
4-4-21	Georgia		1.0	0	0	0	0	1	2-1	1
4-6-21	North Carolina		2.0	3	1	1	0	2	2-2	1
4-13-21	Charleston So.		1.0	0	0	0	0	1	2-2	1
4-17-21	LSU		1.0	0	0	0	0	3	2-2	1

#21 Magdiel Cotto - Fr. LHP

2021 SEASON

Date	Opponent	GS	IP	H	R	ER	BB	SO	W-L	S
2-19-21	Dayton		1.0	0	0	0	0	2	0-0	0
2-23-21	Winthrop		0.1	1	2	1	2	0	0-0	0
3-2-21	Winthrop		1.0	0	0	0	0	1	0-0	0
3-10-21	The Citadel		1.2	2	2	2	0	0	0-0	0
3-17-21	Davidson		1.0	2	0	0	0	1	0-0	0
4-13-21	Charleston So.		1.0	2	0	0	0	2	0-0	0

#44 Parker Coyne - Jr. RHP

2018 SEASON

Date	Opponent	GS	IP	H	R	ER	BB	SO	W-L	S
2-21-18	Winthrop		1.0	1	0	0	0	1	0-0	0
2-23-18	Charleston So.		1.0	0	0	0	0	2	0-0	0
3-3-18	Clemson		0.2	0	0	0	1	0	0-0	0
3-14-18	Harvard		1.2	0	0	0	2	4	1-0	0
3-16-18	Florida		1.0	0	0	0	0	0	1-0	0
3-18-18	Florida		1.0	0	0	0	1	3	1-0	0
3-20-18	The Citadel		2.0	1	1	1	0	3	1-1	0
3-25-18	Georgia		1.2	0	0	0	1	0	1-1	0
3-27-18	Davidson		0.1	0	0	0	0	0	1-1	0
3-29-18	Tennessee		0.2	0	0	0	1	1	1-1	0
3-30-18	Tennessee		0.2	1	1	0	1	0	1-1	0
4-3-18	North Carolina		0.0	0	0	0	1	0	1-1	0
4-10-18	The Citadel		2.0	1	1	1	2	1	1-1	0
4-17-18	Presbyterian		2.1	2	1	1	0	3	1-1	0
4-21-18	LSU		1.1	3	4	4	1	1	1-1	0
4-29-18	Vanderbilt		0.1	1	0	0	0	0	1-1	0
5-9-18	Charleston		0.2	2	0	0	0	0	1-1	0
5-23-18	Arkansas		2.2	2	3	1	2	6	1-1	0
6-11-18	Arkansas		1.2	1	0	0	0	1	1-1	0

2019 SEASON

Date	Opponent	GS	IP	H	R	ER	BB	SO	W-L	S
2-19-19	Winthrop		3.0	1	0	0	0	6	1-0	0
2-23-19	Utah Valley		0.0	0	0	0	1	0	1-0	0
2-26-19	App State		1.2	3	0	0	0	4	2-0	0
3-2-19	Clemson		1.0	4	3	3	1	1	2-0	0
3-6-19	Gardner-Webb		1.1	1	0	0	3	1	2-0	0
3-12-19	The Citadel		0.0	1	0	0	1	0	2-0	0
3-19-19	Furman		0.0	3	3	3	0	0	2-0	0
3-22-19	Tennessee		1.0	1	1	1	0	2	2-0	0
4-5-19	Alabama		1.0	2	0	0	0	2	2-0	0
4-18-19	Texas A&M		2.0	0	0	0	1	2	2-0	0
4-27-19	Missouri		1.0	3	2	2	0	2	2-0	0
5-3-19	Vanderbilt		2.2	1	1	1	1	3	2-0	0
5-8-19	Furman		2.2	0	0	0	2	2	2-0	0
5-14-19	USC Upstate	*	5.0	3	0	0	0	6	2-0	0
5-18-19	Miss. State		1.2	3	1	1	1	3	2-0	1
5-21-19	LSU		1.2	7	4	4	1	1	2-1	1

2020 SEASON

Date	Opponent	GS	IP	H	R	ER	BB	SO	W-L	S
2-15-20	Holy Cross		1.0	0	0	0	2	2	0-0	0
2-21-20	Northwestern		0.2	1	1	1	2	2	0-0	0
2-25-20	UNF		1.1	2	1	1	1	2	0-0	0
3-3-20	Furman	*	4.0	3	1	1	2	4	0-0	0

3-10-20	The Citadel	*	1.0	3	1	1	1	3	0-0	0
---------	-------------	---	-----	---	---	---	---	---	-----	---

2021 SEASON

Date	Opponent	GS	IP	H	R	ER	BB	SO	W-L	S
3-2-21	Winthrop		1.0	0	0	0	0	0	0-0	0
3-12-21	Texas		0.1	0	0	0	1	0	0-0	0
3-17-21	Davidson		1.2	0	0	0	1	5	0-0	0
3-20-21	Vanderbilt		1.0	3	3	3	0	2	0-0	0
3-30-21	Gardner-Webb		0.2	0	0	0	1	1	0-0	0

#34 Thomas Farr - Jr. RHP

2020 SEASON

Date	Opponent	GS	IP	H	R	ER	BB	SO	W-L	SV
2-19-20	Presbyterian	*	4.2	3	2	2	2	5	1-0	0
2-29-20	Clemson	*	5.0	2	2	1	1	3	2-0	0
3-7-20	Cornell	*	6.0	1	0	0	2	6	3-0	0

2021 SEASON

Date	Opponent	GS	IP	H	R	ER	BB	SO	W-L	SV
2-19-21	Dayton	*	6.0	5	1	1	2	8	1-0	0
2-27-21	Clemson	*	6.0	5	1	1	1	7	1-0	0
3-5-21	Mercer	*	5.1	6	1	1	3	5	2-0	0
3-12-21	Texas	*	6.0	7	1	1	1	10	2-0	0
3-19-21	Vanderbilt	*	6.0	4	3	3	3	9	2-1	0
3-26-21	Florida	*	4.1	4	5	4	6	6	2-1	0
4-2-21	Georgia	*	5.2	6	2	2	0	7	2-1	0
4-9-21	Missouri	*	5.0	4	3	3	5	9	2-2	0
4-15-21	LSU	*	5.0	4	2	2	3	3	2-3	0

#16 John Gilreath - Jr. LHP

2018 SEASON

Date	Opponent	GS	IP	H	R	ER	BB	SO	W-L	SV
2-16-18	VMI		4.0	3	0	0	0	4	0-0	0
2-20-18	North Florida	*	4.0	1	0	0	1	4	0-0	0
2-25-18	Charleston So.		3.1	1	0	0	0	2	0-0	0
3-3-18	Clemson	*	3.2	7	6	6	3	5	0-0	0
3-9-18	Princeton		4.0	4	1	1	2	8	0-0	1
3-17-18	Florida		0.2	2	3	3	2	0	0-0	1
3-23-18	Georgia	*	4.0	6	3	3	1	2	0-0	1
3-27-18	Davidson		0.0	2	2	2	0	0	0-0	1
3-29-18	Tennessee		1.0	0	0	0	0	0	0-0	1
3-30-18	Tennessee		0.1	2	0	0	0	1	0-0	1
4-3-18	North Carolina		0.2	0	0	0	1	1	0-0	1
4-6-18	Kentucky		1.0	3	1	1	0	1	0-0	1
4-8-18	Kentucky		1.0	1	1	1	0	1	0-0	1
4-14-18	Arkansas		0.1	0	0	0	0	0	0-0	1
4-17-18	Presbyterian		1.1	0	0	0	1	2	0-0	1
4-29-18	Vanderbilt		0.0	0	0	0	0	0	0-0	1
5-9-18	Charleston		2.1	0	0	0	2	3	0-0	1
5-11-18	Missouri		1.2	1	0	0	1	3	0-0	1
5-17-18	Texas A&M		0.2	0	0	0	0	0	0-0	1
5-22-18	Missouri		0.1	0	0	0	2	1	0-0	1
5-23-18	Arkansas		1.1	1	0	0	0	3	0-0	1
5-24-18	LSU		2.1	1	3	0	1	1	0-1	1
6-9-18	Arkansas		1.2	3	1	0	0	2	0-1	1
6-11-18	Arkansas		0.1	1	2	2	1	0	0-1	1

2019 SEASON

Date	Opponent	GS	IP	H	R	ER	BB	SO	W-L	SV
2-15-19	Liberty		1.0	0	1	0	0	2	0-1	0
2-17-19	Liberty		0.1	0	0	0	0	0	0-0	0
2-23-19	Utah Valley		0.2	1	0	0	0	1	1-1	0
2-26-19	App State	*	2.0	3	1	1	0	1	1-1	0
3-5-19	The Citadel		2.2	1	0	0				

3-7-20	Cornell	1.0	0	0	0	0	2	0-0	0
3-10-20	The Citadel	1.1	0	0	0	1	1	0-0	0

2021 SEASON

Date	Opponent	GS	IP	H	R	ER	BB	SO	W-L	SV
2-20-21	Dayton	1.0	0	0	0	1	0	0-0	0	
2-23-21	Winthrop	1.1	0	0	0	2	2	1-0	0	
3-12-21	Texas	0.2	1	0	0	0	0	1-0	0	
3-13-21	Texas	0.0	0	0	0	1	0	1-0	0	
3-17-21	Davidson	1.1	2	1	1	1	2	1-0	0	
3-30-21	Gardner-Webb	1.1	1	1	1	0	0	1-0	0	
4-9-21	Missouri	1.0	1	0	0	0	1	1-0	0	

#22 Brannon Jordan - Jr. RHP**2020 SEASON**

Date	Opponent	GS	IP	H	R	ER	BB	SO	W-L	S
2-16-20	Holy Cross	*	5.0	2	0	0	0	9	1-0	0
2-23-20	Northwestern	*	6.0	2	2	2	3	9	1-0	0
3-1-20	Clemson	*	5.0	1	1	1	5	4	1-0	0
3-8-20	Cornell	*	5.0	2	1	1	1	10	2-0	0

2021 SEASON

Date	Opponent	GS	IP	H	R	ER	BB	SO	W-L	S
2-20-21	Dayton	*	4.0	2	4	3	4	4	0-0	0
2-28-21	Clemson	*	4.0	3	2	2	4	8	0-0	0
3-6-21	Mercer	*	5.0	1	0	0	3	11	1-0	0
3-13-21	Texas	*	5.0	3	2	2	2	6	1-1	0
3-20-21	Vanderbilt	*	5.0	3	2	2	3	9	1-2	0
3-27-21	Florida	*	7.0	5	1	0	1	9	2-2	0
4-3-21	Georgia	*	6.2	1	5	4	3	11	3-2	0
4-10-21	Missouri	*	5.0	2	1	1	4	8	4-2	0
4-17-21	LSU	*	4.0	3	2	2	5	6	4-2	0

#49 Brett Kerry - So. RHP**2019 SEASON**

Date	Opponent	GS	IP	H	R	ER	BB	SO	W-L	S
2-16-19	Liberty		1.0	0	0	0	0	2	0-0	0
2-17-19	Liberty		2.0	0	0	0	0	3	1-0	0
2-22-19	Utah Valley		2.0	2	0	0	0	4	2-0	0
2-26-19	App State		1.0	0	0	0	0	2	2-0	1
3-1-19	Clemson		3.1	2	0	0	0	7	2-0	2
3-10-19	Valpo	*	5.0	6	3	3	0	6	2-0	2
3-17-19	Georgia		4.1	3	3	3	1	4	2-1	2
3-23-19	Tennessee		2.0	2	0	0	3	5	2-1	3
3-26-19	N.C. A&T		0.2	0	0	0	0	1	2-1	3
3-30-19	Auburn		2.0	1	0	0	0	2	2-1	3
3-31-19	Auburn		3.0	1	0	0	0	1	2-1	3
4-6-19	Alabama		5.2	2	0	0	1	4	3-1	3
4-12-19	Florida		2.1	6	2	2	1	2	3-1	3
4-16-19	N. Carolina		0.2	0	0	0	0	1	3-1	4
4-20-19	Texas A&M		3.0	1	0	0	0	4	3-1	5
4-20-19	Texas A&M		0.1	1	1	1	0	0	3-1	5
4-28-19	Missouri		4.1	6	4	4	2	4	3-1	5
5-5-19	Vanderbilt		0.2	1	0	0	1	1	3-1	5
5-5-19	Vanderbilt		4.2	3	2	2	1	2	3-1	5
5-10-19	Kentucky		1.0	0	0	0	0	1	3-1	6
5-11-19	Kentucky		3.0	1	0	0	0	5	3-1	7
5-18-19	Miss. State	*	6.1	5	2	2	3	4	4-1	7

2020 SEASON

Date	Opponent	GS	IP	H	R	ER	BB	SO	W-L	S
2-15-20	Holy Cross	*	5.0	5	3	3	0	12	1-0	0
2-22-20	Northwestern	*	6.0	7	3	3	1	3	2-0	0
2-29-20	Clemson		0.2	0	0	0	2	1	2-0	1
3-1-20	Clemson		1.1	1	0	0	0	1	2-0	1
3-8-20	Cornell		1.0	0	0	0	0	1	2-0	1
3-10-20	The Citadel		1.0	0	0	0	0	0	2-0	1

2021 SEASON

Date	Opponent	GS	IP	H	R	ER	BB	SO	W-L	S
2-21-21	Dayton		2.0	2	0	0	1	4	1-0	0
2-27-21	Clemson		3.0	2	1	1	2	6	1-0	0
3-6-21	Mercer		1.0	1	0	0	0	3	1-0	0
3-7-21	Mercer		1.0	1	0	0	0	3	1-0	1
3-14-21	Texas		1.1	0	0	0	0	2	1-0	1
3-21-21	Vanderbilt		5.2	3	0	0	0	10	2-0	1
3-27-21	Florida		2.0	0	0	0	0	3	2-0	2
3-28-21	Florida		2.0	3	2	2	1	3	2-0	2
4-3-21	Georgia		2.1	5	2	1	1	4	2-0	2
4-11-21	Missouri		4.0	6	2	2	0	8	3-0	2
4-17-21	LSU		1.0	0	0	0	0	1	3-0	3

#15 Daniel Lloyd - So. RHP**2019 SEASON**

Date	Opponent	GS	IP	H	R	ER	BB	SO	W-L	SV
2-16-19	Liberty		0.2	0	0	0	0	0	0-0	0
2-19-19	Winthrop		0.0	0	0	0	1	0	0-0	0
3-2-19	Clemson		2.1	1	2	2	1	4	0-0	0
3-9-19	Valpo		0.1	0	0	0	0	0	1-0	0
3-12-19	The Citadel	*	2.1	3	1	1	1	3	2-0	0
3-16-19	Georgia		0.1	1	2	0	1	0	2-1	0
3-19-19	Furman	*	2.1	1	1	1	3	2	2-1	0
3-29-19	Auburn	*	5.0	6	3	3	2	8	2-2	0
4-5-19	Alabama	*	3.0	7	9	9	3	4	2-3	0
4-11-19	Florida		1.0	2	2	2	1	0	2-3	0
4-16-19	N. Carolina	*	2.0	2	0	0	2	1	2-3	0
4-23-19	Charleston So.	*	3.2	4	3	1	1	7	3-3	0
5-3-19	Vanderbilt	*	3.1	6	6	6	3	3	3-3	0
5-12-19	Kentucky	*	3.0	4	2	2	3	1	3-4	0
5-16-19	Miss. State		0.0	2	4	4	0	0	3-4	0

2020 SEASON

Date	Opponent	GS	IP	H	R	ER	BB	SO	W-L	SV
2-15-20	Holy Cross		0.1	0	0	0	0	0	0-0	1
2-21-20	Northwestern		2.0	1	3	3	2	2	0-1	1
2-23-20	Northwestern		2.0	1	0	0	1	3	0-1	1
2-29-20	Clemson		0.2	1	1	1	1	1	0-1	1
3-1-20	Clemson		1.1	3	2	2	0	2	0-2	1
3-6-20	Cornell		0.2	0	0	0	1	2	0-2	1
3-8-20	Cornell		1.0	2	0	0	0	1	0-2	1
3-10-20	The Citadel		1.0	0	0	0	0	2	0-2	1

2021 SEASON

Date	Opponent	GS	IP	H	R	ER	BB	SO	W-L	SV
2-21-21	Dayton		2.2	1	0	0	0	3	0-0	0
2-23-21	Winthrop		1.0	0	0	0	1	2	0-0	0
2-28-21	Clemson		0.0	2	2	2	1	0	0-0	0
3-2-21	Winthrop		1.0	3	2	2	1	1	0-0	0
3-13-21	Texas		0.1	0	0	0	0	0	0-0	0
3-17-21	Davidson		1.0	0	0	0	1	2	0-0	0
3-20-21	Vanderbilt		1.1	0	0	0	1	2	0-0	0
3-23-21	The Citadel		2.0	1	0	0	0	4	0-0	0
3-26-21	Florida		2.2	2	1	1	2	2	0-0	0
3-30-21	Gardner-Webb		0.2	0	0	0	0	1	0-0	0
4-6-21	North Carolina		2.0	0	1	1	2	1	0-0	0
4-10-21	Missouri		4.0	4	0	0	0	2	0-0	1
4-15-21	LSU		2.0	3	2	2	1	2	0-0	1

#50 Travis Luensmann - Fr. RHP**2021 SEASON**

Date	Opponent	GS	IP	H	R	ER	BB	SO	W-L	SV
2-21-21	Dayton		1.0	0	0	0	0	1	0-0	0
2-28-21	Clemson		0.1	1	2	2	1	0	0-0	0
3-2-21	Winthrop		0.2	0	0	0	0	1	0-0	0
3-17-21	Davidson		0.1	3	4	2	0	0	0-1	0

#23 Jack Mahoney - Fr. RHP**2021 SEASON**

Date	Opponent	GS	IP	H	R	ER	BB	SO	W-L	SV
2-19-21	Dayton		1.0	0	0	0	0	1	0-0	0
2-23-21	Winthrop		1.2	1	1	0	0	4	0-0	0
2-28-21	Clemson		1.2	2	1	1	0	1	0-0	0
3-5-21	Mercer		1.0	0	0	0	0	1	0-0	0
3-7-21	Mercer		2.1	1	0	0	0	4	0-0	0
3-12-21	Texas		1.0	1	0	0	1	3	0-0	0
3-13-21	Texas		1.2	1	0	0	1	1	0-0	0
3-19-21	Vanderbilt		0.2	0	0	0	1	0	0-0	0
3-26-21	Florida		1.0	1	1	1	2	1		

3-5-21	Mercer	2.2	0	0	0	1	5	1-0	0
3-10-21	The Citadel	2.2	1	1	1	1	5	2-0	0
3-14-21	Texas	1.0	3	2	2	0	1	2-0	0
3-19-21	Vanderbilt	1.1	1	0	0	0	4	2-0	0
3-23-21	The Citadel	1.1	1	0	0	0	1	2-0	0
3-26-21	Florida	4.0	1	0	0	3	5	2-0	0
4-2-21	Georgia	1.2	2	2	1	2	2	2-1	0
4-6-21	North Carolina	2.0	0	0	0	1	3	2-1	0
4-9-21	Missouri	0.2	2	3	1	1	1	2-1	0
4-17-21	LSU	2.0	1	0	0	1	2	3-1	0

#4 Jackson Phipps - Fr. LHP

2021 SEASON

Date	Opponent	GS	IP	H	R	ER	BB	SO	W-L	S
2-19-21	Dayton	1.0	1	0	0	0	0	0	0-0	0
2-23-21	Winthrop	0.2	3	1	1	0	1	0	0-0	0
2-28-21	Clemson	0.1	0	0	0	0	1	0	0-0	0
3-6-21	Mercer	1.0	1	0	0	0	0	0	0-0	0
3-10-21	The Citadel	0.2	1	0	0	0	1	0	0-0	0
3-13-21	Texas	0.1	0	1	1	1	0	0	0-0	0
3-17-21	Davidson	1.1	3	3	3	1	3	0	0-0	0
3-30-21	Gardner-Webb	2.0	2	1	1	0	5	0	0-0	0
4-9-21	Missouri	1.1	0	0	0	1	1	0	0-0	0
4-13-21	Charleston So.	1.0	0	0	0	0	1	0	0-0	0
4-15-21	LSU	1.0	1	1	1	0	1	0	0-0	0

#32 Will Sanders - Fr. RHP

2021 SEASON

Date	Opponent	GS	IP	H	R	ER	BB	SO	W-L	S
2-20-21	Dayton	1.0	0	0	0	0	0	0	0-0	0
2-23-21	Winthrop	* 2.2	2	0	0	0	0	6	0-0	0
2-27-21	Clemson	1.0	0	0	0	0	0	0	1-0	0
2-28-21	Clemson	0.2	0	0	0	0	0	0	2-0	0
3-6-21	Mercer	2.0	1	0	0	0	3	2	2-0	0
3-10-21	The Citadel	1.1	2	0	0	0	0	0	2-0	0
3-12-21	Texas	0.0	2	3	3	1	0	2	2-1	0
3-14-21	Texas	1.0	2	0	0	0	0	0	2-1	0
3-17-21	Davidson	* 1.0	0	0	0	1	1	1	2-1	0
3-20-21	Vanderbilt	0.2	2	0	0	1	0	2	2-1	0
3-23-21	The Citadel	* 5.0	1	1	1	1	10	3	3-1	0
3-28-21	Florida	* 4.0	2	3	2	1	6	4	4-1	0
4-4-21	Georgia	* 8.0	8	1	1	0	4	5	5-1	0
4-11-21	Missouri	* 4.0	4	2	2	0	6	5	5-1	0
4-17-21	LSU	* 6.0	5	0	0	1	4	6	6-1	0

#12 Josiah Sightler - So. LHP

2019 SEASON

Date	Opponent	GS	IP	H	R	ER	BB	SO	W-L	S
5-17-19	Mississippi State	0.0	1	3	3	2	0	0	0-0	0

2020 SEASON

Date	Opponent	GS	IP	H	R	ER	BB	SO	W-L	S
3-7-20	Cornell	1.2	0	0	0	0	0	4	0-0	0
3-10-20	The Citadel	1.0	1	0	0	0	0	1	0-0	0

2021 SEASON

Date	Opponent	GS	IP	H	R	ER	BB	SO	W-L	S
2-20-21	Dayton	1.0	1	1	1	1	1	2	0-0	0
2-23-21	Winthrop	1.0	0	0	0	0	0	2	0-0	0
3-2-21	Winthrop	* 3.0	3	1	1	0	4	1	1-0	0
3-10-21	The Citadel	* 2.0	4	2	2	0	0	0	1-0	0
3-14-21	Texas	0.2	2	0	0	0	1	0	1-0	0

#40 Wesley Sweatt - Jr. LHP

2019 SEASON

Date	Opponent	GS	IP	H	R	ER	BB	SO	W-L	S
2-22-19	Utah Valley	2.0	1	0	0	0	2	0	0-0	0
2-24-19	Utah Valley	1.0	0	0	0	0	0	1	0-0	0
2-26-19	App State	2.0	0	0	0	0	1	0	0-0	0
3-1-19	Clemson	1.2	3	1	1	1	1	1	1-0	0
3-8-19	Valpo	* 4.0	3	1	1	2	3	1	1-0	0
3-15-19	Georgia	* 5.0	5	5	4	0	1	1	1-1	0
3-22-19	Tennessee	* 3.1	10	8	6	2	0	1	2-0	0
3-26-19	N.C. A&T	3.1	1	0	0	0	2	1	1-2	0
3-29-19	Auburn	1.0	1	0	0	0	0	0	1-2	0
4-2-19	N.C. State	2.0	3	0	0	0	2	2	2-2	0
4-5-19	Alabama	1.2	1	0	0	0	0	0	2-2	0
4-9-19	Charlotte	1.0	1	1	1	1	1	1	2-2	1
4-12-19	Florida	0.2	1	0	0	1	0	1	2-2	1
4-13-19	Florida	1.2	3	3	3	2	3	2	3-3	1
4-23-19	Charleston So.	1.0	1	0	0	0	1	1	2-3	1
4-26-19	Missouri	0.1	2	0	0	0	0	1	2-3	1

4-27-19	Missouri	0.0	1	2	0	0	0	0	2-3	1
5-8-19	Furman	* 4.0	2	2	2	3	4	4	2-3	1
5-12-19	Kentucky	2.1	2	0	0	0	2	2	2-3	1
5-14-19	USC Upstate	1.0	0	0	0	0	1	1	2-3	1
5-17-19	Miss. State	0.2	0	0	0	0	2	2	2-3	1
5-18-19	Miss. State	0.2	4	3	3	0	0	0	2-3	1
5-21-19	LSU	3.1	2	0	0	0	3	2	2-3	1

2021 SEASON

Date	Opponent	GS	IP	H	R	ER	BB	SO	W-L	S
3-10-21	The Citadel	0.2	3	2	2	0	0	0	0-0	0
3-14-21	Texas	1.0	0	0	0	0	0	0	0-0	0
3-17-21	Davidson	1.0	0	0	0	0	0	2	0-0	0
3-23-21	The Citadel	0.2	3	2	2	0	1	0	0-0	0
4-2-21	Georgia	0.1	0	0	0	0	1	0	0-0	0
4-9-21	Missouri	1.0	2	1	1	0	0	0	0-0	0
4-13-21	Charleston So.	1.0	1	0	0	0	0	0	0-0	0

#37 Cam Tringali - R-Fr. RHP

2019 SEASON

Date	Opponent	GS	IP	H	R	ER	BB	SO	W-L	S
2-16-19	Liberty	2.1	2	0	0	1	3	0	0-0	0
2-19-19	Winthrop	2.0	2	2	1	0	1	1	0-0	0
2-23-19	Utah Valley	2.0	1	0	0	1	3	0	0-0	0
2-26-19	App State	2.1	0	0	0	1	3	0	0-0	0
3-1-19	Clemson	1.2	1	0	0	1	2	0	0-0	0
3-3-19	Clemson	1.1	0	0	0	0	1	0	0-0	0
3-6-19	Gardner-Webb	2.0	3	1	0	0	1	0	0-0	0
3-8-19	Valpo	2.1	2	0	0	0	2	0	0-0	1
3-12-19	The Citadel	1.2	5	4	4	0	2	0	0-0	1
3-16-19	Georgia	2.1	0	0	0	0	3	0	0-0	1
3-19-19	Furman	0.1	1	0	0	0	0	0	0-0	1
3-23-19	Tennessee	1.2	1	0	0	0	3	1	1-0	1
3-24-19	Tennessee	2.2	0	0	0	2	3	1	1-0	1
3-29-19	Auburn	2.0	2	1	1	0	5	1	1-0	1
3-31-19	Auburn	4.2	3	3	2	0	4	1	1-0	1
4-6-19	Alabama	* 4.1	4	4	4	1	2	1	2-1	1
4-12-19	Florida	* 6.0	4	1	1	0	3	2	2-0	1
4-20-19	Texas A&M	* 4.1	6	4	4	0	5	2	2-1	1
4-27-19	Missouri	* 6.1	5	3	3	3	6	2	2-2	1
5-5-19	Vanderbilt	* 1.2	4	4	4	2	0	2	2-3	1
5-10-19	Kentucky	* 5.2	5	4	4	3	4	2	2-3	1
5-16-19	Miss. State	* 4.0	8	9	6	3	2	2	2-4	1
5-21-19	LSU	* 3.0	4	3	3	2	1	2	2-4	1

2020 SEASON

Date	Opponent	GS	IP	H	R	ER	BB	SO	W-L	S
2-15-20	Holy Cross	2.0	3	1	1	0	1	0	0-0	0
2-23-20	Northwestern	1.0	2	1	0	0	1	0	0-0	0
2-28-20	Clemson	1.0	1	1	1	1	2	0	0-0	0
3-1-20	Clemson	0.1	2	2	2	0	0	0	0-0	0
3-3-20	Furman	5.0	0	0	0	0	7	1	1-0	0
3-10-20	The Citadel	1.1	0	0	0	1	2	1	1-0	0

2021 SEASON

Date	Opponent	GS	IP	H	R	ER	BB	SO	W-L	S
3-2-21	Winthrop	0.1	1	3	3	0	1	0	0-0	0

#30 Brett Thomas - Fr. RHP

2020 SEASON

Date	Opponent	GS	IP	H	R	ER	BB	SO	W-L	S
2-22-20	Northwestern	1.0	0	0	0	0	1	0	0-0	0
2-28-20	Clemson	1.0	0	0	0	0	0	0	0-0	0
3-6-20	Cornell	1.0	0	0	0	0	2	0	0-0	0
3-8-20	Cornell	1.0	0	0	0	0	2	0	0-0	0

2021 SEASON

Date	Opponent	GS	IP	H	R	ER	BB	SO	W-L	S
3-2-21	Winthrop	1.0	0	0	0	0	0	3	0-0	0
3-13-21	Texas	0.2	0	0	0	1	2	0	0-0	0
3-17-21	Davidson	0.1	1	1	1	2	1	0	0-0	0
4-11-21	Missouri	1.0	0	0	0	0	1	0	0-0	0

#45 CJ Weins - Jr. RHP

2021 SEASON

Date	Opponent	GS	IP	H	R	ER	BB	SO	W-L	S
3-2-21	Winthrop	1.0	0	2	2	3	2	0	0-0	0
3-30-21	Gardner-Webb	0.1	1	1	0	1	0	0	0-0	0

Record: 24-10 Home: 16-2 Away: 7-7 Neutral: 1-1 SEC: 10-5

Player	avg	gp-gs	ab	r	h	2b	3b	hr	rbi	tb	slg%	bb	hp	so	gdp	ob%	sf	sh	sb-att	po	a	e	fld%	
33 Brady Allen	.309	34-34	136	36	42	11	1	9	30	82	.603	20	4	28	1	.402	4	2	7-7	62	0	0	1.000	
12 Josiah Sightler	.304	31-30	112	22	34	6	0	5	21	55	.491	12	6	26	1	.397	1	0	2-2	34	2	0	1.000	
3 Braylen Wimmer	.301	33-32	123	24	37	11	0	6	20	66	.537	10	1	35	1	.350	3	4	4-7	52	42	3	.969	
11 Andrew Eyster	.288	34-34	125	18	36	8	1	7	26	67	.536	12	10	42	2	.389	2	0	1-2	52	1	1	.981	
26 David Mendham	.280	34-32	118	17	33	7	1	4	22	54	.458	15	1	31	1	.353	5	0	0-1	184	9	1	.995	
28 Wes Clarke	.280	34-34	118	39	33	3	0	15	35	81	.686	32	4	38	1	.442	2	0	0-0	103	7	1	.991	
10 Colin Burgess	.278	28-27	97	14	27	2	0	3	13	38	.392	6	7	13	3	.357	2	0	0-0	303	30	3	.991	
6 George Callil	.222	34-34	108	17	24	6	1	2	10	38	.352	14	4	33	1	.331	1	5	3-3	43	57	3	.971	

46 Connor Cino	.400	7-0	5	0	2	0	0	0	1	2	.400	1	0	1	0	.500	0	0	0-0	7	0	0	1.000	
14 Joe Satterfield	.250	11-7	28	5	7	2	0	0	8	9	.321	1	1	5	1	.290	1	0	0-0	12	13	0	1.000	
8 Jeff Heinrich	.241	16-15	58	3	14	4	0	0	8	18	.310	0	3	9	2	.274	1	4	2-3	20	16	3	.923	
7 Brennan Milone	.185	25-23	81	17	15	7	0	1	9	25	.309	19	0	29	1	.340	0	0	1-1	14	24	6	.864	
13 Michael Robinson	.167	11-0	6	1	1	0	0	0	0	1	.167	1	0	3	0	.286	0	0	0-0	3	7	2	.833	
9 Noah Myers	.091	14-1	11	3	1	1	0	0	0	2	.182	2	1	5	1	.286	0	1	0-0	3	0	1	.750	
2 Jalen Vasquez	.000	7-1	6	0	0	0	0	0	0	0	.000	1	0	5	0	.143	0	0	0-0	1	4	0	1.000	
24 Brandon Fields	.000	5-1	6	2	0	0	0	0	0	0	.000	1	1	4	0	.250	0	0	0-0	2	0	0	1.000	
23 Jack Mahoney	.000	2-1	4	2	0	0	0	0	0	0	.000	1	1	1	1	.333	0	0	0-0	2	7	2	.818	
Totals	.268	34	1142	220	306	68	4	52	203	538	.471	148	44	308	17	.367	22	16	20-26	909	240	29	.975	
Opponents	.213	34	1117	129	238	44	7	24	113	368	.329	128	20	419	12	.303	8	8	32-48	884	302	28	.977	

LOB - Team (268), Opp (243). DPs turned - Team (20), Opp (23). IBB - Team (6), Clarke 5, Wimmer 1, Opp (5). Picked off - Wimmer 1.

(All games Sorted by Earned run avg)

Player	era	w-l	app	gs	cg	sho	sv	ip	h	r	er	bb	so	2b	3b	hr	b/avg	wp	hp	bks	sfa	sha		
32 Will Sanders	2.11	6-1	15	7	0	0/2	0	38.1	31	10	9	6	40	7	2	5	.220	3	2	0	0	0		
22 Brannon Jordan	3.15	4-2	9	9	0	0/1	0	45.2	23	19	16	29	72	10	0	5	.145	5	4	0	1	0		
34 Thomas Farr	3.28	2-3	9	9	0	0/0	0	49.1	45	19	18	24	64	9	0	3	.242	4	2	0	1	0		

23 Jack Mahoney	1.44	2-0	12	3	0	0/2	0	25.0	19	5	4	6	33	2	2	0	.213	1	0	0	0	2		
20 Andrew Peters	1.90	3-1	13	0	0	0/0	0	23.2	13	8	5	10	36	2	0	1	.153	1	0	1	1	2		
49 Brett Kerry	2.13	3-0	11	0	0	0/2	3	25.1	23	7	6	5	47	2	1	2	.232	2	0	0	0	0		
16 John Gilreath	2.70	1-0	7	0	0	0/0	0	6.2	5	2	2	5	5	0	0	2	.200	0	0	0	0	0		
30 Brett Thomas	3.00	0-0	4	0	0	0/0	0	3.0	1	1	1	3	7	0	0	0	.100	2	0	3	0	0		
15 Daniel Lloyd	3.48	0-0	13	0	0	0/0	1	20.2	16	8	8	10	22	1	0	0	.222	0	2	1	3	1		
18 Julian Bosnic	4.39	2-2	12	4	0	0/3	1	26.2	15	15	13	15	48	2	0	2	.161	1	6	0	1	2		
21 Magdiel Cotto	4.50	0-0	6	0	0	0/1	0	6.0	7	4	3	2	6	1	1	0	.280	0	1	0	0	0		
12 Josiah Sightler	4.70	1-0	5	2	0	0/0	0	7.2	10	4	4	2	8	2	0	0	.333	1	1	0	0	0		
44 Parker Coyne	5.79	0-0	5	0	0	0/0	0	4.2	3	3	3	3	8	1	1	1	.200	2	0	0	1	1		
4 Jackson Phipps	5.91	0-0	11	0	0	0/2	0	10.2	12	7	7	3	14	1	0	1	.279	2	0	0	0	0		
40 Wesley Sweatt	7.94	0-0	7	0	0	0/1	0	5.2	9	5	5	0	4	1	0	2	.360	0	0	0	0	0		
45 CJ Weins	13.50	0-0	2	0	0	0/0	0	1.1	1	3	2	4	2	0	0	0	.167	1	0	0	0	0		
50 Travis Luensmann	15.43	0-1	4	0	0	0/0	0	2.1	4	6	4	1	2	2	0	0	.333	0	0	1	0	0		
37 Cam Tringali	81.00	0-0	1	0	0	0/0	0	0.1	1	3	3	0	1	1	0	0	.500	1	2	0	0	0		
Totals	3.33	24-10	34	34	0	4/4	5	303.0	238	129	112	128	419	44	7	24	.213	26	20	6	8	8		
Opponents	5.89	10-24	34	34	1	2/1	3	294.2	306	220	193	148	308	68	4	52	.268	25	44	4	22	16		

PB - Team (5), Burgess 4, Clarke 1, Opp (5). Pickoffs - Team (3), Bosnic 1, Farr 1, Burgess 1, Opp (1). SBA/ATT - Burgess (19-31), Clarke (11-13), Farr (5-11), Bosnic (7-9), Jordan (4-6), Sightler (3-4), Peters (4-4), Sanders (1-3), Kerry (3-3), Phipps (1-2), Mahoney (1-2), Thomas (1-1), Gilreath (1-1), Luensmann (0-1), Cino (1-1), Tringali (1-1).

Record: 10-5 Home: 5-1 Away: 5-4 SEC: 10-5

Player	avg	gp-gs	ab	r	h	2b	3b	hr	rbi	tb	slg%	bb	hp	so	gdp	ob%	sf	sh	sb-att	po	a	e	fld%	
10 Colin Burgess	.309	15-15	55	10	17	2	0	2	7	25	.455	2	4	8	2	.371	1	0	0-0	168	17	2	.989	
33 Brady Allen	.303	15-15	66	13	20	4	0	6	17	42	.636	5	1	16	1	.361	0	1	4-4	34	0	0	1.000	
26 David Mendham	.269	15-14	52	7	14	2	1	2	8	24	.462	5	1	14	0	.339	1	0	0-0	91	3	1	.989	
11 Andrew Eyster	.255	15-15	51	9	13	1	0	4	10	26	.510	5	5	19	1	.365	2	0	0-0	27	0	1	.964	
3 Braylen Wimmer	.250	15-15	64	9	16	5	0	2	11	27	.422	2	0	21	1	.265	2	1	2-2	15	30	0	1.000	
12 Josiah Sightler	.220	15-15	59	8	13	3	0	1	6	19	.322	5	4	21	0	.324	0	0	0-0	19	0	0	1.000	
28 Wes Clarke	.200	15-15	50	11	10	1	0	3	9	20	.400	12	3	16	0	.379	1	0	0-0	5	0	1	.833	
6 George Callil	.200	15-15	45	10	9	3	1	1	7	17	.378	8	4	16	1	.362	1	2	1-1	20	32	2	.963	

7 Brennan Milone	.182	10-10	33	9	6	3	0	1	6	12	.364	5	0	15	0	.289	0	0	0-0	5	7	3	.800	
8 Jeff Heinrich	.176	5-5	17	2	3	1	0	0	1	4	.235	0	3	3	1	.300	0	2	0-0	4	1	1	.833	
23 Jack Mahoney	.000	1-1	3	1	0	0	0	0	0	0	.000	1	0	1	0	.250	0	0	0-0	1	3	2	.667	
2 Jalen Vasquez	.000	1-0	0	0	0	0	0	0	0	0	.000	0	0	0	0	.000	0	0	0-0	0	0	0	.000	
24 Brandon Fields	.000	1-0	0	1	0	0	0	0	0	0	.000	0	0	0	0	.000	0	0	0-0	0	0	0	.000	
46 Connor Cino	.000	1-0	0	0	0	0	0	0	0	0	.000	0	0	0	0	.000	0	0	0-0	1	0	0	1.000	
13 Michael Robinson	.000	3-0	0	0	0	0	0	0	0	0	.000	0	0	0	0	.000	0	0	0-0	0	1	0	1.000	
9 Noah Myers	.000	2-0	0	0	0	0	0	0	0	0	.000	0	0	0	0	.000	0	1	0-0	0	0	0	.000	
Totals	.244	15	495	90	121	25	2	22	82	216	.436	50	25	150	7	.339	8	7	7-7	396	103	14	.973	
Opponents	.215	15	493	59	106	23	3	13	51	174	.353	56	8	177	5	.302	5	1	13-18	395	131	7	.987	

LOB - Team (100), Opp (108). DPs turned - Team (11), Opp (10). IBB - Team (1), Clarke 1, Opp (2).

(SEC games only Sorted by Earned run avg)

Player	era	w-l	app	gs	cg	sho	sv	ip	h	r	er	bb	so	2b	3b	hr	b/avg	wp	hp	bks	sfa	sha
32 Will Sanders	1.99	3-0	5	4	0	0/1	0	22.2	21	6	5	3	20	5	1	4	.241	2	2	0	0	0
49 Brett Kerry	2.65	2-0	6	0	0	0/0	2	17.0	17	6	5	2	29	2	1	1	.250	1	0	0	0	0
22 Brannon Jordan	2.93	3-1	5	5	0	0/0	0	27.2	14	11	9	16	43	5	0	2	.147	4	2	0	1	0
34 Thomas Farr	4.85	0-3	5	5	0	0/0	0	26.0	22	15	14	17	34	6	0	2	.224	2	2	0	1	0

30 Brett Thomas	0.00	0-0	1	0	0	0/0	0	1.0	0	0	0	0	1	0	0	0	.000	0	0	0	0	0
16 John Gilreath	0.00	0-0	1	0	0	0/0	0	1.0	1	0	0	0	1	0	0	0	.200	0	0	0	0	0
20 Andrew Peters	1.86	1-1	5	0	0	0/0	0	9.2	7	5	2	7	14	1	0	0	.184	1	0	0	0	1
15 Daniel Lloyd	2.70	0-0	4	0	0	0/0	1	10.0	9	3	3	4	8	1	0	0	.257	0	1	1	2	0
4 Jackson Phipps	3.86	0-0	2	0	0	0/0	0	2.1	1	1	1	1	2	0	0	1	.125	0	0	0	0	0
23 Jack Mahoney	5.40	0-0	2	0	0	0/0	0	1.2	1	1	1	3	1	0	0	0	.200	0	0	0	0	0
18 Julian Bosnic	5.91	1-0	6	1	0	0/1	1	10.2	8	7	7	3	21	1	0	2	.195	0	1	0	0	0
40 Wesley Sweatt	6.75	0-0	2	0	0	0/0	0	1.1	2	1	1	0	1	1	0	0	.400	0	0	0	0	0
44 Parker Coyne	27.00	0-0	1	0	0	0/0	0	1.0	3	3	3	0	2	1	1	1	.600	0	0	0	1	0
Totals	3.48	10-5	15	15	0	1/1	4	132.0	106	59	51	56	177	23	3	13	.215	10	8	1	5	1
Opponents	5.88	5-10	15	15	1	1/0	2	131.2	121	90	86	50	150	25	2	22	.244	14	25	2	8	7

PB - Team (2), Burgess 2, Opp (1). SBA/ATT - Burgess (13-18), Farr (4-7), Jordan (2-4), Peters (3-3), Kerry (2-2), Bosnic (2-2).

Statistic	National Rank	Conference Rank	Value	National Leader	Value	Conference Leader	Value
Base on Balls (286 ranked)	63	12	148	Arkansas	224	Arkansas	224
Batting Average (286 ranked)	122	11	0.268	Marist	0.352	Vanderbilt	0.306
Double Plays (286 ranked)	145	11	19	Auburn	38	Auburn	38
Double Plays Per Game (286 ranked)	201	10	0.56	Auburn	1.15	Auburn	1.15
Doubles (285 ranked)	29	4	68	Charlotte	86	Vanderbilt	79
Doubles Per Game (286 ranked)	36	2	2.00	Creighton	2.72	Vanderbilt	2.26
Earned Run Average (286 ranked)	15	2	3.33	Fairfield	1.96	Vanderbilt	2.79
Fielding Percentage (286 ranked)	47	8	0.975	Notre Dame	0.988	Arkansas	0.979
Hit Batters (285 ranked)	256	14	20	Texas Southern	70	Kentucky	50
Hit by Pitch (286 ranked)	53	5	44	Southeastern La.	79	Mississippi St.	48
Hits (286 ranked)	71	13	306	Arizona	404	Ole Miss	377
Hits Allowed Per Nine Innings (286 ranked)	8	3	7.07	Vanderbilt	5.61	Vanderbilt	5.61
Home Runs (284 ranked)	7	4	52	Arkansas	70	Arkansas	70
Home Runs Per Game (286 ranked)	9	3	1.53	Northwestern	1.96	Arkansas	1.94
On Base Percentage (286 ranked)	111	11	0.367	Marist	0.444	Arkansas	0.412
Runs (286 ranked)	53	11	220	Arkansas	306	Arkansas	306
Sacrifice Bunts (282 ranked)	63	3	16	Central Mich. UC Irvine	33 33	Vanderbilt	18
Sacrifice Flies (286 ranked)	3	2	22	San Diego	25	Arkansas	23
Scoring (286 ranked)	80	10	6.5	Marist	10.2	Arkansas	8.5
Shutouts (132 ranked)	14	4	4	Gonzaga Louisiana Tech	7 7	Vanderbilt	6
Slugging Percentage (286 ranked)	25	4	0.471	Marist	0.591	Vanderbilt	0.522
Stolen Bases (286 ranked)	212	12	20	Jackson St.	101	Kentucky Mississippi St.	50 50
Stolen Bases Per Game (286 ranked)	253	12	0.59	Jackson St.	3.26	Kentucky	1.47
Strikeout-to-Walk Ratio (286 ranked)	17	5	3.27	Southern Miss.	4.66	Tennessee	3.64
Strikeouts Per Nine Innings (286 ranked)	3	2	12.4	Marist	13.3	Mississippi St.	12.9
Triple Plays (1 ranked)				Davidson Mercer	1 1		
Triples (274 ranked)	193	13	4	Alabama St.	18	Vanderbilt	16
Triples Per Game (284 ranked)	232	13	0.12	Navy	0.56	Vanderbilt	0.46
WHIP (286 ranked)	19	5	1.21	Fairfield	0.87	Vanderbilt	1.01
WL Pct (286 ranked)	29	6	0.706	Fairfield	1.000	Arkansas	0.833
Walks Allowed Per Nine Innings (286 ranked)	83	10	3.80	Fairfield	2.02	Tennessee	2.58

Statistic	Player	National Rank	Conference Rank	Value	National Leader	Value	Conference Leader	Value
Base on Balls (147 ranked)	Wes Clarke	5	2	32	Kyle Battle, Old Dominion Cameran Brantley, N.C. A&T	35	Liam Spence, Tennessee	33
Base on Balls Per Game (146 ranked)	Wes Clarke	23	2	0.94	Austin Gauthier, Hofstra	1.29	Liam Spence, Tennessee	0.94
Batting Average (250 ranked)					Dylan Hoy, Marist	0.533	Dominic Keegan, Vanderbilt	0.398
Complete Games (67 ranked)					Collin Floyd, Youngstown St. Danny Hosley, Norfolk St.	5	Jack Leiter, Vanderbilt	1
Doubles (106 ranked)	Brady Allen Braylen Wimmer	59 59	4 4	11 11	Austin Knight, Charlotte	21	Carter Young, Vanderbilt	13
Doubles Per Game (132 ranked)	Braylen Wimmer	132	3	0.33	Matt Rubayo, Marist	0.67	Carter Young, Vanderbilt	0.37
Earned Run Average (198 ranked)	Will Sanders	56	6	2.11	Jack Collins, Binghamton	0.66	Jack Leiter, Vanderbilt	0.98
Games Started (6 ranked)	Thomas Farr Brannon Jordan	6 6	1 1	9 9	Mason Delane, VCU	11	17 players tied	9
Hit Batters (103 ranked)					John Creel, Akron Chris Turpin, New Orleans Justin Walton, Norfolk St.	15 15 15	Chandler Jozwiak, Texas A&M	10
Hit By Pitch Per Game (147 ranked)	Andrew Eyster	121	5	0.29	Waldy Arias, Campbell	0.79	Justin Bench, Ole Miss	0.34
Hit by Pitch (105 ranked)	Andrew Eyster	51	5	10	Waldy Arias, Campbell	23	Justin Bench, Ole Miss Rowdey Jordan, Mississippi St. Tre' Morgan, LSU	12 12 12
Hits (134 ranked)	Brady Allen	134	21	42	Tyler Hardman, Oklahoma	63	Connor Tate, Georgia Peyton Wilson, Alabama	52 52
Hits Allowed Per Nine Innings (150 ranked)	Brannon Jordan	10	3	4.53	Donovan Burke, James Madison	2.60	Jack Leiter, Vanderbilt	2.77
Hits Per Game (149 ranked)					Jaden Fein, San Diego St.	2.04	Dominic Keegan, Vanderbilt	1.54
Home Runs (133 ranked)	Wes Clarke Brady Allen Andrew Eyster	1 48 133	1 11 26	15 9 7	Wes Clarke, South Carolina Jace Jung, Texas Tech Matheu Nelson, Florida St.	15 15 15	Wes Clarke, South Carolina	15
Home Runs Per Game (149 ranked)	Wes Clarke Brady Allen	4 105	1 13	0.44 0.26	Niko Kavadas, Notre Dame	0.52	Wes Clarke, South Carolina	0.44
On Base Percentage (149 ranked)					Dylan Hoy, Marist	0.562	Liam Spence, Tennessee	0.528
Pitching Appearances (95 ranked)	Will Sanders	95	10	15	Chase Haney, Florida St.	24	Sean Hunley, Tennessee Chandler Jozwiak, Texas A&M Alex Magers, Texas A&M	19 19 19
Runs (138 ranked)	Wes Clarke Brady Allen	14 33	3 8	39 36	Taylor Young, Louisiana Tech	47	Rowdey Jordan, Mississippi St. Jacob Young, Florida	40 40
Runs Batted In (138 ranked)	Wes Clarke Brady Allen	51 138	11 22	35 30	Jace Jung, Texas Tech Trey Sweeney, Eastern Ill.	50 50	Brady Slavens, Arkansas	45
Runs Batted In Per Game (148 ranked)	Wes Clarke	109	10	1.03	Matt Rubayo, Marist	2.33	Tyler Miller, Auburn	1.34
Runs Per Game (112 ranked)	Wes Clarke Brady Allen	32 89	1 9	1.15 1.06	Robbie Armitage, Marist	1.50	Wes Clarke, South Carolina	1.15
Sacrifice Bunts (91 ranked)	George Callil Jeff Heinrich Braylen Wimmer	44 91 91	3 5 5	5 4 4	Kyle Cullen, SFA	11	Enrique Bradfield Jr., Vanderbilt Ryan Ritter, Kentucky	6 6
Sacrifice Bunts Per Game (148 ranked)	George Callil	111	3	0.15	Jake Evans, Binghamton	0.38	Ryan Ritter, Kentucky	0.18
Sacrifice Flies (109 ranked)	David Mendham Brady Allen Braylen Wimmer	7 28 109	2 5 17	5 4 3	Brian Leonhardt, San Diego St.	7	Cullen Smith, Arkansas	6
Saves (119 ranked)	Brett Kerry	119	11	3	Zach Grech, Stanford	11	Taylor Broadway, Ole Miss	8
Slugging Percentage (249 ranked)	Wes Clarke Brady Allen	46 147	2 14	0.686 0.603	Matt Rubayo, Marist	1.222	Dominic Keegan, Vanderbilt	0.722
Stolen Bases (142 ranked)					Enrique Bradfield Jr., Vanderbilt	26	Enrique Bradfield Jr., Vanderbilt	26
Stolen Bases Per Game (149 ranked)					John Thrasher, Hartford	1.17	Enrique Bradfield Jr., Vanderbilt	0.74
Strikeout-to-Walk Ratio (146 ranked)	Will Sanders	43	6	6.67	Tyler Mattison, Bryant	16.00	Chandler Jozwiak, Texas A&M	8.25
Strikeouts (146 ranked)	Brannon Jordan Thomas Farr	11 48	4 11	72 64	Jack Leiter, Vanderbilt	94	Jack Leiter, Vanderbilt	94
Strikeouts Per Nine Innings (150 ranked)	Brannon Jordan Thomas Farr	13 89	2 15	14.19 11.68	Nicholas Sinacola, Maine	17.68	Jack Leiter, Vanderbilt	15.29
Total Bases (143 ranked)	Brady Allen Wes Clarke	37 41	8 9	82 81	Tyler Hardman, Oklahoma Mason McWhorter, Ga. Southern	104 104	Will Frizzell, Texas A&M	96
Toughest to Strike Out (150 ranked)					Matt Rudick, San Diego St.	40.7	Luke Hancock, Mississippi St.	12.9
Triples (99 ranked)					Nathan Church, UC Irvine	6	Isaiah Thomas, Vanderbilt	5
Triples Per Game (137 ranked)					Joe Simourian, Navy	0.25	Isaiah Thomas, Vanderbilt	0.17
Victories (101 ranked)	Will Sanders Brannon Jordan	9 101	3 14	6 4	Kumar Rocker, Vanderbilt	8	Kumar Rocker, Vanderbilt	8
WHIP (150 ranked)	Will Sanders	52	9	0.97	Donovan Burke, James Madison	0.52	Jack Leiter, Vanderbilt	0.70
Walks Allowed Per Nine Innings (149 ranked)	Will Sanders	46	3	1.41	Tyler Mattison, Bryant	0.65	Cole Stupp, Kentucky	1.07

2 NCAA Championships, 3 SEC Championships, 7 SEC East Titles, 31 NCAA Appearances

GAMECOCK STREAKS

Multiple Hit Games	2	3	4	5+	Total	Multiple RBI Games	2	3	4	5+	Total
33 Brady Allen	6	6	-	-	12	33 Brady Allen	4	3	2	-	9
11 Andrew Eyster	7	3	1	-	11	11 Andrew Eyster	5	2	1	-	8
3 Braylen Wimmer	7	2	2	-	11	28 Wes Clarke	2	3	2	1	8
12 Josiah Sightler	7	3	-	-	10	3 Braylen Wimmer	5	1	-	-	6
26 David Mendham	7	2	-	-	9	26 David Mendham	3	2	1	-	6
28 Wes Clarke	3	5	-	-	8	12 Josiah Sightler	2	-	2	-	4
6 George Callil	6	-	-	-	6	7 Brennan Milone	3	-	-	-	3
10 Colin Burgess	5	-	1	-	6	10 Colin Burgess	2	1	-	-	3
8 Jeff Heinrich	3	1	-	-	4	8 Jeff Heinrich	1	1	-	-	2
14 Joe Satterfield	1	1	-	-	2	14 Joe Satterfield	1	-	-	1	2
7 Brennan Milone	1	-	-	-	1	6 George Callil	2	-	-	-	2
TEAM	53	23	4	0	80	TEAM	30	13	8	2	53

Hitting Streaks	Longest	Current	Reached Base Streaks	Longest	Current
12 Josiah Sightler	8	1	10 Colin Burgess	16	16
10 Colin Burgess	7	7	11 Andrew Eyster	15	8
26 David Mendham	6	5	33 Brady Allen	13	13
7 Brennan Milone	6	1	12 Josiah Sightler	10	1
28 Wes Clarke	6	1	6 George Callil	10	2
3 Braylen Wimmer	6	2	26 David Mendham	10	5
11 Andrew Eyster	6	2	28 Wes Clarke	9	7
33 Brady Allen	5	3	3 Braylen Wimmer	8	2
6 George Callil	5	1	7 Brennan Milone	8	1
14 Joe Satterfield	4	-	8 Jeff Heinrich	6	-
8 Jeff Heinrich	3	-	14 Joe Satterfield	4	-
9 Noah Myers	1	-	23 Jack Mahoney	2	2
46 Connor Cino	1	-	24 Brandon Fields	1	1
13 Michael Robinson	1	1	2 Jalen Vasquez	1	-
			9 Noah Myers	1	-
			13 Michael Robinson	1	1
			46 Connor Cino	1	1



#17 MARK KINGSTON

HEAD COACH

4TH SEASON AT SOUTH CAROLINA - 12TH SEASON AS HEAD COACH NORTH CAROLINA (1995)

Mark Kingston was named the head baseball coach at the University of South Carolina on June 30, 2017. He became the 30th head coach in the history of Gamecock Baseball.

Kingston's first team at Carolina (2018) advanced to the Super Regionals in Arkansas after going 3-0 in the Greenville Regional at East Carolina. The Gamecocks won each of their last five SEC series in 2018, as Carolina swept LSU and won series against Vanderbilt, Ole Miss, Missouri and Texas A&M on

its way to a third place finish in the SEC East (17-13) and fifth-place overall conference finish. Carolina handed Arkansas its only postseason loss until the College World Series championship series, defeating the Razorbacks 8-5 in game two of the super regional. The Carolina team finished seventh in the country in fielding percentage (.980) and 12th in home runs (79). Kingston coached 10 players that were picked in the 2018 MLB First-Year Player Draft and had 12 players selected to the Spring SEC Academic Honor Roll.

The 2019 team saw five players picked in the MLB First-Year Player Draft, including TJ Hopkins in the ninth round. The Gamecocks earned a Palmetto Point, winning 2-of-3 games against Clemson in early March. Success against the ACC continued with wins over N.C. State and North Carolina in Charlotte. South Carolina earned a trip to Hoover on the final day of the regular season, defeating College World Series participant Mississippi State in Starkville. Kingston coached Brett Kerry, who was named to the SEC All-Freshman team and was named a Freshman All-American by three different organizations.

Kingston came to Carolina following a three-year stint as the head coach at USF. He compiled a 100-78-1 record while in Tampa, helping the Bulls to a pair of NCAA Regional appearances. Kingston owns a career mark of 350-238-1 in nine seasons as a head coach, including five at Illinois State, with four NCAA appearances in that nine-year span.

Kingston has helped lead 12 teams to NCAA Tournament berths as an assistant and head coach -- with five of those teams appearing in the NCAA Super Regionals, two participating in the College World Series and one winning a national championship. As a player at the University of North Carolina, Kingston was part of the 1989 Tar Heels squad that won an Atlantic Coast Conference regular-season title and advanced to the College World Series. He also helped UNC win the ACC Tournament and advance to the NCAA Regionals in 1990. As an assistant coach, Kingston helped the Miami Hurricanes capture the 2001 College World Series as the No. 1 overall seed. His 21-year collegiate coaching career also includes stops at Tulane, where he helped guide the Green Wave to the 2005 College World Series, and Purdue.

Kingston guided USF to a 42-19 mark in 2017, the first time since 1996 that the team had reached the 40-win mark. Under Kingston's leadership, the Bulls earned their second trip to the NCAA Tournament in three years. USF won 19-straight games from Feb. 19 - March 22, the second-longest streak in program history. During that streak, USF defeated then No. 3 Florida State in Tallahassee, its first victory against FSU since 1989. On May 9, the Bulls defeated then-No. 5 Florida in Gainesville. It marked the first time in program history that the Bulls beat both FSU and Florida on the road in the same season. The victories were just USF's second and third wins over top-five teams in program history. Kingston reached the 100-win mark at the helm of the program in the Gainesville Regional opener with a 9-1 win over Bethune-Cookman, making him the second-fastest coach in program history to reach 100 victories.

Kingston's Bulls dominated on the mound in 2017, posting a 3.24 team ERA and allowing 7.64 hits per nine innings, both in the top-10 nationally. The pitchers led the country with 10.1 strikeouts per nine innings and set a program record with 620 strikeouts. Offensively, shortstop Kevin Merrell set an American Athletic Conference record with a .384 average, the third-straight year he led the Bulls in hitting. Merrell was named an All-American by four separate publications and was named to the AAC First Team for a second-straight year. He was one of five Bulls named to All-American Athletic Conference teams, the most since 2009. Merrell was drafted by the Oakland Athletics with the 33rd overall pick in the MLB Amateur Draft, becoming the third-highest drafted player in program history. Overall, four USF players were selected in the draft, as Phoenix Sanders went in the 10th round to the Tampa Bay Rays, Joe Cavallaro was taken in the 24th round by the New York Mets and Ryan Valdes was selected in the 33rd round by the Pittsburgh Pirates.

In 2016, the Bulls recorded 517 strikeouts, logging back-to-back seasons of over 500 strikeouts for the first time in school history. Merrell posted a team-high .320 batting average and a first-team all-conference selection in the AAC. Pitcher Brandon Lawson also notched over 100 strikeouts on his way to a second-team all-conference honor. The Bulls won two series against ranked teams (No. 25 Michigan State, at No. 22 East Carolina), and had three players drafted - pitcher Tommy Eveld (ninth round, Arizona), pitcher Brandon Lawson (13th round, Tampa Bay), and outfielder Luke Maglich (34th round, Philadelphia).

Kingston made an immediate impact at USF in 2015, leading the Bulls to an NCAA Regional for the first time since 2002. Kingston and his staff increased the Bulls' 2014 win total by seven and earned the team's first NCAA Tournament win in 13 years. Coach Kingston's guidance helped produce four players who were drafted by Major League Baseball clubs, including pitcher Jimmy Herget (sixth round, Cincinnati), pitcher Tommy Peterson (12th round, Washington), infielder Kyle Teaf (30th round, Tampa Bay), and pitcher Casey Mulholland (37th round, Dodgers). Merrell was recognized as a Louisville Slugger Freshman All-American, and catcher Levi Borders was named to the Johnny Bench Watch list and was a unanimous selection on The American's First Team. Herget was also named to The American's First Team, and Peterson earned second-team honors. Merrell, first baseman Buddy Putnum, and Teaf were also named to the NCAA Gainesville Regional All-Tournament team.

Kingston came to USF with a long track record as a top-level recruiter and a producer of offensively explosive teams. He spent 2010-2014 as the head coach at Illinois State University, where he led the Redbirds to two MVC regular season championships and one conference tournament title while twice breaking the program's season wins record. He won more than 30 games in each of his five seasons at ISU, a program-record string that included a season-record 39 wins in 2013. He reached the MVC Tournament championship game three times and compiled an overall record of 173-102 (.629 winning percentage). Kingston was twice named a "Rising College Coach" by Kendall

2 NCAA Championships, 3 SEC Championships, 7 SEC East Titles, 31 NCAA Appearances

Rogers of Perfect Game USA during a five-year tenure at Illinois State (2010-2014) in which he earned MVC Coach of the Year honors in 2010 and 2013 and helped 18 Redbirds earn First-Team all-MVC honors. Two of his players were named MVC Player or Pitcher of the Year and eight were selected in the Major League Baseball First-Year Player Draft.

Kingston led ISU to rapid success, as the Redbirds ranked second in conference wins (64) from 2010-14 while posting two first-place finishes and no worse than a fourth-place conclusion in the MVC. His overall winning percentage of .629 and average of 35 wins per season were a strong improvement over previous seasons. ISU's average RPI rating of 69.50 from 2010-13 ranked fifth among all northern Division I programs and Kingston's recruiting classes contained 15 players ranked in the Top-20 in the state of Illinois by Prep Baseball Report, more than any other university.

He took over the ISU program after serving one season as the team's associate head coach and promptly posted the most successful first-year head coaching stint in program history. Kingston led the 2010 Redbirds to their first-ever share of the MVC regular-season title, their first MVC Tournament title since 1994 and their first NCAA Tournament victory since 1976. ISU's 32-24 record was the most wins for the Redbirds since 1999.

In 2011, Kingston guided the team to a then-record season win total (36-18), including a marquee victory at Miami (Fla.), and placed seven players on the All-MVC team. The following year (2012) ISU went 33-19 and posted a 10-game win-streak, the program's longest since 1984. Closer Kenny Long was selected by the Houston Astros in the 22nd round of the MLB First-Year Player Draft, marking three-consecutive seasons in which a Redbird was selected in the MLB draft.

In 2013, Kingston guided ISU to a program-best 39 wins (39-19), posted a school-record 12-game winning streak, won the MVC outright for the first time in school history and set a Valley-record with eight first-team All-MVC selections. Offensively, ISU paced the MVC in batting average, on-base percentage, slugging percentage and home runs and the pitching staff fired a program-record 13 complete games, including 10 shutouts.

Prior to his stint at ISU, Kingston was part of 500 wins (500-279-2) in 13 seasons as an assistant coach and was widely respected as one of the top assistants in the nation. He spent the previous seven years at Tulane University, serving as recruiting coordinator throughout his tenure and as associate head coach the final five seasons with the responsibility of overseeing recruiting, coaching hitters and developing catchers and infielders.

At Tulane, Kingston's recruiting and coaching efforts helped the Green Wave to six postseason appearances, two NCAA Super Regionals and a berth in the 2005 College World Series. The 2005 Green Wave team was seeded as the top team overall while also receiving the top academic honor in Omaha. Tulane averaged nearly 42 wins per season with Kingston on staff.

Kingston recruited or coached seven players who became All-Americans at Tulane, including James Jurries (2002) and Michael Aubrey (2003). The Green Wave sluggers became the first hitters in 18 years to hit .400 for the season and both earned Conference USA Player of the Year recognition. Aubrey was selected by the Cleveland Indians 11th overall in 2003, the highest Tulane player ever taken in the draft.

Prior to Tulane, Kingston spent two years at Miami (Fla.), where he helped the Hurricanes capture the 2001 College World Series as the No. 1 overall seed. While at Miami, the Hurricanes finished with top-five school single-season marks in batting average, runs scored and slugging percentage, and led the nation with 228 stolen bases in 2001. In the run to the 2001 national title, the 'Canes had an NCAA-best 17-0 run to end the season and set a College World Series record with 12.3 runs per game while hitting .373 as a team in Omaha.

Kingston spent one year as an assistant at Illinois State, helping the 1999 Redbirds set then-school records for wins in a season (35), runs scored, RBI, doubles, hits and walks, while finishing second in school history in home runs, total bases and batting average.

Kingston began his coaching career with two seasons at Purdue, helping the Boilermakers post three of the top-seven batting averages in school history and place five position players on the All-Big Ten team after not posting any the year before his arrival.

A 1995 graduate of North Carolina with a degree in communications, Kingston was part of the 1989 Tar Heels squad that won an Atlantic Coast Conference regular-season title and advanced to the College World Series. He also helped the team win the ACC Tournament and advance to NCAA Regionals in 1990 as a sophomore. Kingston received the Trippe Bourne "Most Dedicated Player" Award for his outstanding work ethic and leadership during his junior campaign, and was named a team captain his senior season.

Drafted by the Milwaukee Brewers out of North Carolina in 1992, the Northern Virginia native played professionally for five seasons with Milwaukee and the Chicago Cubs organizations. In 2019, Kingston was named as an assistant coach to the USA Baseball Collegiate National Team, which played in tournaments in Taiwan and Japan.

Kingston attended Potomac High School (Virginia), where he developed into a Collegiate Baseball Top-50 Prospect and was drafted by the New York Yankees after leading his team to the 1988 state championship. In 2006, Kingston was inducted into the Potomac Hall of Fame.

Kingston and his wife, the former Letitia Kelly, have three children, Kailyn Grace, Cameron James and Kathryn Patricia. He also wrote and produced two instructional videos for Championship Productions, "Keys to Consistent Hitting" and "Catching Drills and Fundamentals." He also was the only assistant coach chosen to write a chapter in "The Baseball Drill Book" produced by the American Baseball Coaches Association.

THE KINGSTON FILE

374-248-1 Overall Coaching Record

Birthdate: May 16, 1970
 Birthplace: Buffalo, N.Y.
 High School: Potomac (Dumfries, Va.)
 College: North Carolina (1995)

COACHING EXPERIENCE

(22 YEARS)

Present..... University of South Carolina
 Head Coach
 2015-17..... University of South Florida
 Head Coach
 2010-14..... Illinois State University
 Head Coach
 2009..... Illinois State University
 Assistant Coach
 2002-08..... Tulane University
 Assistant Coach
 2000-01..... University of Miami
 Assistant Coach
 1999..... Illinois State University
 Assistant Coach
 1997-98..... Purdue University
 Assistant Coach

COACHING ACHIEVEMENTS

- One National Championship (Miami, 2001)
- Two College World Series Appearances (2001, 2005)
- Five Super Regional Appearances (2000, '01, '04, '05, '18)
- 12 NCAA Tournament Appearances
- 2010 MVC Tournament Champions
- 2013 MVC Regular Season Champions

ATHLETIC EXPERIENCE

- University of North Carolina (1989-92)
- Helped the Tar Heels to the 1989 College World Series and the 1990 ACC Tournament title
- Drafted by Milwaukee in the 1992 MLB Draft
- Spent five season in pro baseball with Milwaukee and the Chicago Cubs
- Drafted by the New York Yankees out of high school



South Carolina Spring 2021 Numerical Roster

ACTIVE ROSTER

No.	Name	Pos.	B-T	Ht.	Wt.	Cl.-Exp.	Hometown	Previous School
2	Jalen Vasquez	INF	L-R	5-11	170	Fr.-HS	N. Charleston, S.C.	Fort Dorchester HS
3	Braylen Wimmer	INF	R-R	6-4	200	So.-HS	Yukon, Okla.	Yukon HS
4	Jackson Phipps	LHP	L-L	6-5	230	Fr.-HS	Dallas, Ga.	East Paulding HS
6	George Callil	INF	R-R	6-4	201	Sr.-5Y	Melbourne, Australia	McLennan CC
7	Brennan Milone	INF	R-R	6-0	200	So.-HS	Woodstock, Ga.	Woodstock HS
8	Jeff Heinrich	INF	R-R	6-0	189	Sr.-JC	Lake in the Hills, Ill.	McHenry County College
9	Noah Myers	OF	L-R	6-1	191	Sr.-JC	Wyoming, Ontario	Wabash Valley CC
10	Colin Burgess	C	R-R	5-8	195	So.-HS	Lexington, Ky.	Tates Creek HS
11	Andrew Eyster	OF	R-R	6-3	214	Sr.-1L	Ocala, Fla.	Santa Fe College
12	Josiah Sightler	LHP/UTL	L-L	6-5	232	Jr.-1L	Gaston, S.C.	Swansea HS
13	Michael Robinson	INF	R-R	6-3	197	Jr.-JC	Elizabethton, Tenn.	Walters State CC
14	Joe Satterfield	INF	B-R	6-0	194	Gr.-TR	Greenville, S.C.	Elon
15	Daniel Lloyd	RHP	R-R	6-3	232	Jr.-1L	Summerville, S.C.	Summerville HS
16	John Gilreath	LHP	L-L	5-11	179	Sr.-2L	Rock Hill, S.C.	Northwestern HS
18	Julian Bosnic	LHP	L-L	6-3	218	So.-RS	Lutz, Fla.	Berkeley Prep
20	Andrew Peters	RHP	R-R	6-2	191	Sr.-JC	Morris, Ill.	John A. Logan College
21	Magdiel Cotto	LHP	L-L	6-4	245	Fr.-HS	Fort Mill, S.C.	Nation Ford HS
22	Brannon Jordan	RHP	R-R	6-2	190	Sr.-JC	Collinsville, Okla.	Cowley County CC
23	Jack Mahoney	RHP/INF	R-R	6-2	210	Fr.-HS	Arlington Hts., Ill.	St. Viator HS
24	Brandon Fields	OF	R-R	6-1	201	Fr.-HS	Orlando, Fla.	Dr. Phillips HS
26	David Mendham	INF/C	L-R	6-3	219	Jr.-JC	Dorchester, Ontario	Connors State CC
27	Alek Boychuk	C	R-R	6-0	215	Fr.-HS	Buford, Ga.	Mill Creek HS
28	Wes Clarke	INF/C	R-R	6-2	236	Jr.-1L	Forest, Va.	Liberty Christian Academy
30	Brett Thomas	RHP	R-R	6-5	244	So.-HS	Atlanta, Ga.	Riverwood HS
31	David Cromer	OF	R-R	6-2	227	Fr.-HS	Lexington, S.C.	Lexington HS
32	Will Sanders	RHP	L-R	6-6	208	Fr.-HS	Atlanta, Ga.	Woodward Academy
33	Brady Allen	OF	R-L	6-1	218	Jr.-1L	Lakeland, Fla.	George Jenkins HS
34	Thomas Farr	RHP	R-R	6-0	203	Jr.-JC	Tyrone, Ga.	N.W. Florida State College
35	RJ Dantin	LHP	L-L	6-2	200	So.-HS	Spartanburg, S.C.	Spartanburg HS
36	Cade Austin	RHP	R-R	6-3	220	Fr.-HS	Chapin, S.C.	Chapin HS
37	Cam Tringali	RHP	R-R	6-4	228	Jr.-1L	Columbia, S.C.	Cardinal Newman HS
38	Sam Swygert	RHP	L-R	6-2	222	Fr.-HS	Springfield, S.C.	South Aiken HS
40	Wesley Sweatt	RHP	R-R	6-3	213	Jr.-1L	Rock Hill, S.C.	Northwestern HS
44	Parker Coyne	RHP	R-R	6-2	210	Sr.-2L	Suwanee, Ga.	North Gwinnett HS
45	CJ Weins	RHP	R-R	6-3	223	Jr.-JC	Lockport, Ill.	Wabash Valley CC
46	Connor Cino	C	L-R	6-1	206	Fr.-HS	Mt. Pleasant, S.C.	Wando HS
48	Jaret Bennett	LHP	L-L	6-2	209	Gr.-TR	Federalburg, Md.	Charleston Southern
49	Brett Kerry	RHP	R-R	6-0	213	Jr.-1L	Clemmons, N.C.	Wesleyan Christian Academy
50	Travis Luensmann	RHP	R-R	6-6	234	Fr.-HS	Altoona, Pa.	Bellwood-Antis HS

Coaching Staff

- HEAD COACH
- ASSISTANT COACH
- ASSISTANT COACH/PITCHING
- ASSISTANT COACH
- STUDENT ASSISTANT COACH
- DIRECTOR OF PLAYER DEVELOPMENT
- DIRECTOR OF SPORT PERFORMANCE
- ATHLETIC TRAINER

- GRADUATE ASSISTANT ATHLETIC TRAINER
- BULLPEN CATCHER
- STUDENT MANAGERS

- STUDENT ATHLETIC TRAINERS

- 17 Mark Kingston (4th season as head coach) (North Carolina, 1995)
- 31 Trip Couch (4th season) (Louisiana-Lafayette, 1991)
- 25 Skylar Meade (4th season) (Louisville, 2007)
- 19 Stuart Lake (5th/9th season) (Charleston Southern, 1994)
- 23 Sawyer Bridges
- Mike Current
- Billy Anderson
- Bryan Wells

- Rylee Learn
- Dalton Bontempo
- Brian Capobianco, Jamie Karl, Bryson Mitchell, Gavin Pence,
- Mickey Paragano, Noah Wise, Alex Wright
- Sara Posson, Aimee Williams

Pronunciations

- Alek Boychuk boy-CHUCK
- George Callil CAH-leel
- Magdiel Cotto COT-toe
- Andrew Eyster EYE-stur
- Travis Luensmann LINS-mann
- Brennan Milone MILL-own
- Sam Swygert SWHY-gurt
- Cam Tringali Trin-GAL-ee
- CJ Weins WINES



**#2 JALEN
VASQUEZ**



**#3 BRAYLEN
WIMMER**



**#4 JACKSON
PHIPPS**



**#6 GEORGE
CALLIL**



**#7 BRENNAN
MILONE**



**#8 JEFF
HEINRICH**



**#9 NOAH
MYERS**



**#10 COLIN
BURGESS**



**#11 ANDREW
EYSTER**



**#12 JOSIAH
SIGHTLER**



**#13 MICHAEL
ROBINSON**



**#14 JOE
SATTERFIELD**



**#15 DANIEL
LLOYD**



**#16 JOHN
GILREATH**



**#18 JULIAN
BOSNIC**



**#20 ANDREW
PETERS**



**#21 MAGDIEL
COTTO**



**#22 BRANNON
JORDAN**



**#23 JACK
MAHONEY**



**#24 BRANDON
FIELDS**



**#26 DAVID
MENDHAM**



**#27 ALEK
BOYCHUK**



**#28 WES
CLARKE**



**#30 BRETT
THOMAS**



**#31 DAVID
CROMER**



**#32 WILL
SANDERS**



**#33 BRADY
ALLEN**



**#34 THOMAS
FARR**



**#35 RJ
DANTIN**



**#36 CADE
AUSTIN**



**#37 CAM
TRINGALI**



**#38 SAM
SWYGERT**



**#40 WESLEY
SWEATT**



**#44 PARKER
COYNE**



**#45 CJ
WEINS**



**#46 CONNOR
CINO**



**#48 JARET
BENNETT**



**#49 BRETT
KERRY**



**#50 TRAVIS
LUENSMANN**



**MARK KINGSTON
HEAD COACH**



**TRIP COUCH
ASSISTANT COACH**



**SKYLAR MEADE
ASSISTANT COACH**



**STUART LAKE
ASSISTANT COACH**



**MIKE CURRENT
DIR. OF PLAYER
DEVELOPMENT**