

THE MATCHUP

GAMES 50-52

MAY 14-16 | LINDSEY NELSON STADIUM | KNOXVILLE, TENN. | TV: SECN+ / SECN

TENNESSEE VOLUNTEERS (38-11 // 17-7 SEC)

VS

ARKANSAS RAZORBACKS (37-9 // 17-7 SEC)



Head Coach:
Tony Vitello
Career Record:
122-61 (4th year)
Record at UT:
Same
Highest Ranking:
No. 4 (D1Baseball.com)



Head Coach:
Dave Van Horn
Career Record:
1,322-638 (33rd year)
Record at Ark:
737-398 (19th year)
Highest Ranking:
No. 1 (All Polls)

TEAM STATS

	No.	NCAA	SEC
Batting Average:	.282	68	5
Runs/Game:	7.3	28	4
Hits:	480	3	2
Home Runs:	65	11	5
Stolen Bases:	61	40	3
ERA:	3.47	15	2
WHIP:	1.19	9	2
Fielding Pct:	.975	42	7

*As of May 13

TEAM STATS

	No.	NCAA	SEC
Batting Average:	.279	88	8
Runs/Game:	8.0	11	1
Hits:	430	44	10
Home Runs:	79	2	1
Stolen Bases:	37	147	8
ERA:	4.01	48	6
WHIP:	1.25	19	4
Fielding Pct:	.978	24	2

*As of May 13

FRIDAY - 6:30 PM

UT | RHP Chad Dallas
11 GS, 8-1, 3.86 ERA, 67.2 IP, 87 K

ARK | LHP Patrick Wicklander
8 GS, 4-1, 1.69 ERA, 53.1 IP, 58 K

SATURDAY - 12 PM

UT | LHP Will Heflin
11 GS, 2-2, 4.17 ERA, 54.0 IP, 51 K

ARK | RHP Peyton Pallette
10 GS, 1-2, 4.01 ERA, 51.2 IP, 65 K

SUNDAY - 1 PM

UT | RHP Blade Tidwell
12 GS, 6-2, 3.71 ERA, 63.0 IP, 58 K

ARK | TBD
--

SERIES HISTORY: VOLS - RAZORBACKS

Overall: Arkansas leads, 36-27

in Knoxville: Tennessee leads, 14-13

in Fayetteville: Arkansas leads, 20-12

at Neutral Sites: Arkansas leads, 3-1

Last Meeting: L, 4-3 in 10 Inn. (April 28, 2019)

Last Five Meetings (1-4)

Date	Result	Location
4/28/19	Tennessee 3, Arkansas 4 (10 Inn.)	Fayetteville
4/27/19	Tennessee 3, Arkansas 15	Fayetteville
4/26/19	Tennessee 9, Arkansas 11	Fayetteville
5/6/17	Tennessee 0, Arkansas 2	Knoxville
5/6/17	Tennessee 9, Arkansas 2	Knoxville

KEY STORYLINES

LEADING OFF

- **TOP-5 SHOWDOWN ON ROCK TOP**
It'll be a battle between No. 4 Tennessee and No. 1 Arkansas this weekend in Knoxville. The Vols and Razorbacks enter the series tied for first place in the SEC.
- **SERIES HISTORY**
Arkansas leads the all-time series but the Vols hold a slight edge in the series at home with a 14-13 record against the Razorbacks in Knoxville. The two teams split a doubleheader the last time they met in Knoxville back in 2017.
- **LAST TIME OUT**
Tennessee won its fifth straight game with a 10-8 victory over Tennessee Tech on Tuesday night. The Vols scored in each of the first six innings and held off a late rally for their 38th win of the year.

QUICK HITTERS

- **BATTLE BETWEEN SEC'S BEST**
The Vols and Hogs come into this weekend's highly-anticipated series tied atop the SEC standings at 17-7 with both teams leading their respective divisions.
- **KEEPING IT 100**
UT announced on Monday that it would be opening Lindsey Nelson Stadium to 100 percent capacity for this weekend's series after having a reduced capacity in all their previous series this season.
- **SPENCE'S STREAKS**
Senior SS **Liam Spence** enters Friday's series opener with the longest active on-base streak in the nation, having reached in 49 consecutive games played. Spence also has a hit in 10 straight games after going 2-for-3 on Tuesday.

BROADCAST INFO

WATCH:
Friday & Sunday (SEC Network+)
PxP: Bob Kesling
Color: Rusty Ensor

Saturday (SEC Network)
PxP: Clay Matvick
Color: Chris Burke

LISTEN:
Vol Network (FM 99.1 / AM 990)
UT Gameday App / UTSports.com

Talent:
John Wilkerson & Vince Ferrara

LIVE STATS:
UTSports.com (Public)
UTStats.com (Media)

2021 SCHEDULE

RECORD

38-11

SEC	17-7
NON-CONFERENCE	21-4
HOME	24-7
AWAY	14-4
NEUTRAL	0-0
STREAK	W5

DATE	OPPONENT (TV)	TIME/RESULT
2/19	@ Ga. Southern	W, 5-3
2/20	@ Ga. Southern	W, 5-3
2/21	@ Ga. Southern	W, 7-3 (12)
2/23	Arkansas-Pine Bluff	W, 21-1
2/24	Arkansas-Pine Bluff	W, 14-6
2/26	Indiana State	W, 4-3
2/27	Indiana State-DH	L, 3-1 / L, 7-5
2/28	Indiana State	W, 6-5 (11)
3/3	@ Austin Peay	W, 5-3
3/5	Georgia State	W, 6-1
3/6	Georgia State	W, 5-1
3/7	Georgia State	W, 7-0
3/9	@ Charlotte	L, 9-0
3/12	UNCG	W, 6-2
3/13	UNCG	W, 14-9
3/14	UNCG	W, 9-3
3/16	ETSU	W, 9-6 (10)
3/19	@ #7 Georgia*	W, 11-6
3/20	@ #7 Georgia*	L, 5-4
3/21	@ #7 Georgia*	W, 4-1
3/23	Eastern Kentucky	W, 13-5
3/26	#14 LSU*	W, 3-1
3/27	#14 LSU*	W, 9-8 (11)
3/28	#14 LSU*	W, 3-2 (8)
3/30	Western Carolina	W, 9-2
4/2	@ Alabama*	L, 7-4
4/3	@ Alabama* (SECN)	W, 8-4 (11)
4/4	@ Alabama* (SECN)	W, 9-8
4/6	Eastern Kentucky	W, 10-1
4/9	#9 Florida*	W, 6-4
4/10	#9 Florida* (SECN)	W, 5-4
4/11	#9 Florida*	L, 7-6
4/13	@ Western Carolina	W, 14-12
4/16	#2 Vanderbilt* (ESPNU)	L, 5-0
4/17	#2 Vanderbilt* (SECN)	W, 8-4
4/18	#2 Vanderbilt*	L, 10-4
4/20	Tennessee Tech	W, 3-2
4/24	@ Texas A&M*-DH	W, 6-1 / L, 6-5
4/25	@ Texas A&M* (SECN)	W, 20-7
4/27	Lipscomb	L, 4-1
4/29	Kentucky* (ESPNU)	W, 14-4
4/30	Kentucky*	L, 8-2
5/1	Kentucky*	W, 11-2
5/7	@ Missouri*	W, 5-4
5/8	@ Missouri* (SECN)	W, 11-4
5/9	@ Missouri*	W, 10-2
5/11	Tennessee Tech	W, 10-8
5/14	#1 Arkansas*	6:30 pm
5/15	#1 Arkansas* (SECN)	12 pm
5/16	#1 Arkansas*	1 pm
5/18	Belmont	6:30 pm
5/20	@ South Carolina*	7 pm
5/21	@ South Carolina*	7 pm
5/22	@ South Carolina* (SECN)	12 pm
5/25-30	SEC Tournament ¹	TBA
6/4-7	NCAA Regionals ²	TBA
6/11-14	NCAA Super Regionals ²	TBA
6/19-30	College World Series ³	TBA

* Southeastern Conference game

1 - Played at Hoover Met (Hoover, Ala.)

2 - Played at Campus Sites

3 - Played at TD Ameritrade Park (Omaha, Neb.)

All times Eastern & Subject to Change

MEDIA INFORMATION

CREDENTIALS

Media credentials will be issued to members of the working media only. Children and other non-workers will be prohibited. Requests for credentials should be made by calling or emailing **Sean Barows** at least one day in advance of each home game or series. All credentials not picked up at the Media Relations Office will be left at the ticket will call window at the entrance of the stadium.

INTERVIEW POLICY

In accordance with COVID-19 safety protocols, all media availabilities and press conferences during the 2021 season will be held virtually via Zoom.

Tennessee head coach Tony Vitello and select players will be available to working members of the media via Zoom following each game at Lindsey Nelson Stadium. Media members are not permitted in the locker room, clubhouse area or on the field at any time and must remain at least six feet from student-athletes, coaches and staff at all times.

Interviews with visiting team coaches and players must be coordinated through the visiting team's media representative.

PHOTOGRAPHERS/TV

Media credentials are required for all photographers and television media.

Non-university photographers and videographers **WILL NOT** be permitted on the field, in the dugouts or in the dugout photo wells at any time. All outside photographers and videographers will be required to maintain at least six feet of distance from student-athletes, coaches and staff of both teams at all times.

Approved photo areas are located along the concourse. Photographers and TV media representatives are welcome to shoot from these locations. Television crews are welcome to film from the mezzanine level underneath the press box, as well.

PRESS BOX

Due to limited space caused by social distancing protocols in relation to COVID-19, there will be **no media seating** inside the Lindsey Nelson Stadium press box this season. All media seating will be located on the mezzanine level underneath the press box.

The press box will be reserved for official Tennessee Athletics personnel, game operations personnel, visiting team media relations representatives, home and visiting radio and TV broadcast personnel only. Admission to the press box is by credential only.

STATS/ROSTERS/NOTES

Updated cumulative statistics, team rosters and games notes can be found online at **UTSports.com**. Hard copies **WILL NOT** be distributed to media in attendance. Starting lineups, in-game stats and postgame box scores can be seen by using our Stat Broadcast link for each game at **UTStats.com**.

INTERNET/WIFI

High-speed wireless Internet is available throughout Lindsey Nelson Stadium. There also are a limited number of DSL connections available in the press box and phone lines for dial-up access are available as well inside each radio booth.

MEDIA RELATIONS INFORMATION

Overnight Mail Address

1551 Lake Loudoun Blvd.
Anderson Training Center, Ground Floor
Knoxville, TN 37996

Sean Barows

Assistant Director of Media Relations

Office Phone: 865-974-7478

Cell Phone: 561-312-9432

Fax: 865-974-8875

Email: sbarows@utk.edu

FOLLOW ONLINE

Website

UTSports.com/sports/baseball

Twitter

@Vol_Baseball

Facebook

Facebook.com/VolBaseball

Instagram

@Vol_Baseball

TENNESSEE NUMERICAL ROSTER

No.	Name	Pos.	Cl.	B/T	Ht.	Wt.	Hometown/Previous School
1	Drew Gilbert	OF/LHP	So.	L/L	5-9	182	Stillwater, Minn./Stillwater HS
2	Max Ferguson	INF	Jr.	R/R	6-1	180	Atlantic Beach, Fla./The Bolles School
4	Liam Spence	INF	Sr.	R/R	6-1	190	Geelong, Australia/Central Arizona College
5	Logan Steenstra	INF	So.	R/R	6-5	210	Liberty Mo./Cowley College
6	Evan Russell	OF	Sr.	R/R	5-11	195	Lexington, Tenn./Scotts Hill HS
7	Jake Rucker	INF	Jr.	R/R	6-1	195	Greenbrier, Tenn./Pope John Paul II HS
8	Christian Scott	OF	Jr.	L/L	5-9	175	Clarksville, Tenn./Rossview HS
9	Jorel Ortega	INF	So.	R/R	6-0	195	Naranjito, Puerto Rico/Spanish River HS (FL)
10	Pete Derkay	UTL	Sr.	L/R	5-10	215	Acworth, Ga./Allatoona HS
11	Will Heflin	LHP	Sr.	L/L	5-11	175	Morristown, Tenn./Morristown West HS
12	Kyle Booker	OF	Fr.	L/R	5-10	175	Southaven, Miss./DeSoto Central HS
13	Cortland Lawson	INF	So.	R/R	6-2	200	Potomac Falls, Va./Dominion HS
14	Charlie Taylor	C	Fr.	R/R	5-10	185	Dunwoody, Ga./Wesleyan School
15	Shawn Scott	LHP	Fr.	L/L	6-0	176	Clarksville, Tenn./Clarksville Academy
16	Camden Sewell	RHP	Jr.	L/R	6-4	190	Cleveland, Tenn./Cleveland HS
17	Connor Pavolony	C	Jr.	R/R	6-1	195	Woodstock, Ga./River Ridge HS
18	Hunter Ensley	OF	Fr.	R/R	6-1	185	Huntingdon, Tenn./Huntingdon HS
19	Jackson Greer	C	Sr.	R/R	6-3	220	Knoxville, Tenn./ETSU
20	Connor Housley	RHP	So.	L/R	6-4	200	Tyrone, Ga./Sandy Creek HS
21	Trey Lipscomb	INF/OF	Jr.	R/R	6-1	200	Fredrick, Md./Urbana HS
25	Christian Delashmit	RHP	So.	R/R	6-3	190	Covington, Tenn./Covington HS
26	Jason Rackers	RHP	R-Jr.	R/R	6-7	225	Jefferson City, Mo./Jefferson College
27	Jordan Beck	OF	So.	R/R	6-3	213	Hazel Green, Ala./Hazel Green HS
28	Elijah Pleasants	RHP	Jr.	R/R	6-5	200	Clarksville, Tenn./Rossview HS
29	Blade Tidwell	RHP	Fr.	R/R	6-4	200	Loretto, Tenn./Loretto HS
30	Ethan Payne	INF/OF	So.	L/R	6-2	210	Memphis, Tenn./Germantown HS
31	Jackson Leath	RHP	Sr.	R/R	6-1	192	Waxahachie, Texas/Blinn College
32	Sean Hunley	RHP	Sr.	R/R	6-4	220	Mount Juliet, Tenn./Mount Juliet HS
33	Mark McLaughlin	RHP	So.	R/R	6-3	220	Johns Creek, Ga./Northview HS
34	Hollis Fanning	RHP	Fr.	R/R	6-7	200	Tulahoma, Tenn./Tulahoma HS
35	Kirby Connell	LHP	So.	S/L	5-10	190	Blacksburg, S.C./Blacksburg HS
36	Chad Dallas	RHP	Jr.	R/R	5-11	206	Orange, Texas/Panola College
37	Brock Lucas	INF/RHP	Fr.	R/R	6-0	170	Hardinsburg, Ky./Breckinridge County HS
40	Luc Lipcius	1B	R-Jr.	L/L	6-2	215	Williamsburg, Va./Lafayette HS
41	Will Mabrey	LHP	So.	L/L	6-0	185	Cookeville, Tenn./Upperman HS
42	Jake Fitzgibbons	LHP	Fr.	L/L	5-11	160	Mount Juliet, Tenn./Mount Juliet HS
43	Reed Metz	OF	Fr.	R/R	6-4	235	Rogersville, Mo./Logan Rogersville HS
44	Charez Butcher	RHP	Fr.	R/R	6-4	215	Kokomo, Ind./IMG Academy (FL)
45	Jared Dickey	OF	Fr.	L/R	6-2	210	Mount Juliet, Tenn./Friendship Christian
46	Redmond Walsh	LHP	R-Sr.	L/L	5-10	170	Louisville, Tenn./Alcoa HS
47	Cade Elliott	LHP	Fr.	L/L	6-5	208	Johnson City, Mo./Daniel Boone HS
48	Zander Sechrist	LHP	Fr.	R/L	6-2	175	Buford, Ga./Flowery Branch HS
49	Colin Ahearn	LHP	Fr.	L/L	6-2	190	Lakeville, Mass./Baylor School (TN)
51	Austen Jaslove	INF	Fr.	R/R	6-2	171	Knoxville, Tenn./Christian Academy of Knoxville
52	Drew Patterson	LHP	Fr.	L/L	6-3	196	Knoxville, Tenn./Farragut HS

COACHING & SUPPORT STAFF

Head Coach: Tony Vitello (Missouri, '02)

Record at Tennessee (Year): 122-61 (4th)

Overall Record (Year): Same

Assistant Coach: Frank Anderson (4th Season)

Assistant Coach: Josh Elander (4th Season)

Assistant Coach: Ross Kivett (4th Season)

Student Assistant Coach: Richard Jackson (2nd Season)

Graduate Student Manager: Luke Bonfield (2nd Season)

Director of Operations: Chad Zurcher (6th Season)

S&C Coach: Quentin Eberhardt (4th Season)

Athletic Trainer: Jeff Wood (21st Season)

Video Coordinator: Sean McCann (4th Season)

PRONUNCIATION GUIDE

Colin Ahearn	(EH-hern)
Charez Butcher	(SHA-rez)
Kirby Connell	(CON-nel)
Christian Delashmit	(de-LASH-mit)
Connor Housley	(HOWS-lee)
Luc Lipcius	(lip-see-us)
Jorel Ortega	(JOR-ell)
Connor Pavolony	(PAV-oh-lone-EE)
Zander Sechrist	(SEE-crist)
Camden Sewell	(sue-uhl)
Logan Steenstra	(STEEN-strä)

QUICK FACTS

GENERAL UNIVERSITY INFO

Location:	Knoxville, Tenn.
Founded:	1794
Enrollment:	30,559
Conference:	Southeastern (SEC)
Nickname:	Volunteers (Vols)
Colors:	Orange (PMS 151) and White
Mascot:	Smoky (a Bluetick Coonhound)
System President:	Randy Boyd
Chancellor:	Donde Plowman
Director of Athletics:	Danny White
Faculty Athletics Rep:	Dr. Donald Bruce

BASEBALL HISTORY

First Year of Baseball:	1897
All-Time Overall Record:	3,015-1,632-14
All-Time Collegiate Record:	3,009-1,629-14
All-Time SEC Record:	763-913-1
SEC Regular-Season Championships (Last):	3 (1995)
Eastern Division Championships (Last):	6 (1997)
SEC Tournament Championships (Last):	3 (1995)
SEC Tournament Appearances (Last):	16 (2019)

Regional Appearances (Last):	10 (2019)
Super Regional Appearances (Last):	2 (2005)
CWS Appearances (Last):	4 (2005)

TEAM INFO

2020 Record:	15-2
Home/Away/Neutral:	12-2/0-0/3-0
2020 SEC Record (Finish):	N/A (COVID-19)
Home/Away:	0-0/0-0
Final National Rankings:	
RPI:	94
USA Today Coaches:	20
D1Baseball:	NR
Baseball America:	23
Perfect Game:	22
Collegiate Baseball Newspaper:	22
NCBWA:	21
Positional Starters Returning/Lost:	8/2
Pitchers Returning/Lost:	11/3
Letterwinners Returning/Lost:	21/8
Newcomers:	17

NUMBERS TO KNOW

10+

After cranking out 16 hits in Tuesday's win, the Vols have now recorded 10 or more base hits in five straight games and seven of their last nine contests.

37

Tennessee's 37 home runs in conference play ranks second in the SEC, just one behind league-leader Auburn. The Vols have homered in 11 straight conference games.

168

The Vols have been one of the top hitting teams in the SEC during conference play, leading the league with 168 runs. They also rank first in doubles, total bases & slugging pct.

ROUNDING THE BASES

VOLS & HOGS STORYLINES

- There are no shortage of storylines entering this weekend's highly-anticipated series between No. 4 Tennessee and No. 1 Arkansas.
- Both teams enter the series leading their respective divisions and are tied for first overall in the SEC standings with identical 17-7 records in league play.
- Before taking over as head coach at Tennessee, **Tony Vitello** spent the previous four seasons as an assistant coach on Dave Van Horn's staff at Arkansas, helping lead the Razorbacks to a College World Series appearance in 2015.
- The Vols and Hogs enter the series as two of the SEC's most explosive offensive teams. In conference play, both teams rank among the top three in the league in runs scored, RBI, home runs, walks and on-base percentage.
- Both teams have some serious power as Arkansas leads all SEC teams and ranks second nationally with 79 total home runs, while Tennessee ranks second in the SEC with 37 bombs in league play.
- This will be the first meeting between the two programs in Knoxville since a rain-soaked weekend back in May of 2017. Due to the weather, the teams played just two games, splitting a doubleheader on May 6. Good news is, the forecast for this weekend looks much better.

VOLS IN CONTENTION FOR SEC TITLE

- Tennessee's 17-7 record is its best through 21 SEC games since also going 17-7 in 1995. The Big Orange have won seven of their eight series so far.
- The Vols enter this weekend atop the SEC eastern division standings and are tied with Arkansas for the top record in the entire conference. UT has not won an SEC regular-season title since 1995.
- Tennessee has secured a winning record in league play for the first time since 2005 and has also recorded its most wins in SEC play since going 18-11 during that same season.
- The Vols won their first four conference series this season for the first time since 1970.
- Tennessee has won road series at Georgia, Alabama, Texas A&M and Missouri this year, marking the first time it has won its first four SEC road series since 1994 (Arkansas, Alabama, Georgia, South Carolina).

VOLS IN THE POLLS

- Tennessee enters this weekend as a consensus top-6 team in all of the major college baseball polls.
- The Vols' current rankings are as follows: D1Baseball.com (#4), USA Today (#5), NCBWA (#5), Baseball America (#5), Perfect Game (#5) and Collegiate Baseball News (#6).
- UT's No. 3 ranking by USA Today and Perfect Game in Week 9 was the highest in program history.
- In Week 5, the Vols earned their first top-10 ranking since March 13, 2006. That week, the Vols were ranked No. 5 by Baseball America, No. 7 by Collegiate Baseball Newspaper and No. 9 by the NCBWA.
- Tennessee entered the 2021 season ranked in the Top 25 nationally in four polls, marking the first time that the Vols had been ranked in the preseason Top 25 since 2007, when they were ranked as high as No. 11 to begin the season.

TENNESSEE VS. RANKED TEAMS

- The Vols are 8-4 against ranked teams this season.
- Since **Tony Vitello** became UT's head coach in 2018, the Vols have posted 26 wins over ranked foes, including 12 victories over teams ranked in the top 10 and two wins over top-ranked teams (Florida in 2018 and Texas Tech in 2020).
- Vitello's overall record against ranked teams at Tennessee is 26-32 entering this weekend.
- After winning its series vs. No. 9 Florida, sweeping No. 14 LSU and taking two of three games at No. 7 Georgia earlier this year, UT has now won seven series over ranked opponents since 2018.
- Tennessee's last meeting and win over top ranked opponent was a 6-2 victory last season against Texas Tech at the Round Rock Classic on Feb. 21.

GILBERT EARNS SEC WEEKLY HONOR

- Sophomore **Drew Gilbert** was named the SEC Newcomer of the Week for the second time this season on Monday.
- The Stillwater, Minnesota native had a huge series offensively in the Vols' sweep at Missouri, leading the team with nine hits, five runs, four doubles and six RBI while batting .600 for the weekend.
- Gilbert had multiple hits in all three games against the Tigers, tying a career high with four hits in Sunday's series finale while adding two runs scored and two RBI in the 10-2 victory.
- In Saturday's series-clinching win, Gilbert finished with three hits and four RBI while setting a career high with two doubles and tying a career high with three runs scored.
- UT players have been named the SEC Newcomer of the Week in each of the last three weeks with Gilbert earning the award twice and **Jordan Beck** also garnering the honor after his big series against Kentucky two weeks ago.

BIG ORANGE BLASTS

- The Vols have turned up the power in a big way during SEC play, blasting 37 home runs in conference games this season, just one behind league-leader Auburn.
- Tennessee's has homered in 11 straight SEC games and its 65 total home runs rank 11th nationally.
- The 65 homers are UT's most in a season since college baseball introduced the BBCOR bats in 2011 and its most since hitting 81 bombs in 2010.
- UT has homered in 13 of its past 14 games and has left the yard multiple times on seven occasions in that span. Three of those multi-homer games featured four or more long balls.
- In total, 14 different Vols have gone yard this season and 10 players have multiple home runs.
- Tennessee has hit five grand slams this year, its most in a season since hitting five in 2010.
- After hitting nine bombs in their series win at Texas A&M, including a season-high six in Sunday's rubber game, the Vols hit seven in their series against Kentucky with multiple homers in all three games. UT also hit eight long balls in its series vs. Vanderbilt.
- The Vols had five players go yard in Sunday's rubber game against the Aggies after having four different players hit solo home runs vs. Vanderbilt on April 18.

RECORD BREAKDOWN

	Overall	SEC
Overall	38-11	17-7
Home	24-7	8-4
Away	14-4	9-3
Neutral	0-0	0-0
Non-Conference	21-4	--
vs. Ranked Opponent	8-4	8-4
Day Games	20-6	9-3
Night Games	18-5	8-4
vs. Left-Handed Starter	7-3	2-2
vs. Right-Handed Starter	31-8	15-5
1-Run Games	8-3	5-3
2-Run Games	7-2	2-0
5+ Run Games	16-4	7-3
Extra Innings	6-0	3-0
Shutouts	1-2	0-1
Scoring 0-2 Runs	0-5	0-2
Scoring 3-5 Runs	11-5	5-4
Scoring 6-9 Runs	14-1	6-1
Scoring 10+ Runs	13-0	6-0
Opp. 0-2 Runs	14-0	6-0
Opp. 3-5 Runs	15-4	7-2
Opp. 6-9 Runs	8-6	4-4
Opp. 10+ Runs	1-1	0-1
Score in 1st Inning	18-4	6-3
Opp. Score in 1st Inning	9-4	7-3
Score First	24-4	8-4
Opp. Score First	14-7	9-3
After 6 Innings:		
Leading	29-2	12-2
Trailing	5-8	4-4
Tied	4-1	1-1
After 7 Innings:		
Leading	33-2	14-2
Trailing	3-9	2-5
Tied	1-0	0-0
After 8 Innings:		
Leading	30-1	14-1
Trailing	1-10	1-6
Tied	6-0	1-0
Hit 0 Home Runs	10-5	6-1
Hit 1 Home Run	11-4	4-4
Hit 2+ Home Runs	17-2	7-2
Opp. 0 Home Runs	15-3	6-1
Opp. 1 Home Run	16-1	6-1
Opp. 2+ Home Runs	7-7	5-5
Made 0 Errors	16-4	8-3
Made 1 Error	13-4	5-2
Made 2+ Errors	9-3	4-2
Opp. 0 Errors	7-6	4-4
Opp. 1 Error	18-3	10-1
Opp. 2+ Errors	13-2	3-2
Out-Hit Opp.	29-2	12-0
Out-Hit by Opp.	8-8	4-6
Hits are tied	1-1	1-1
BY MONTH		
February	7-2	--
March	15-2	5-1
April	11-7	8-6
May	5-0	4-0
BY UNIFORM		
Pinstripes	5-2	2-1
All Whites	7-1	3-1
Cream	5-2	2-2
Orange Top/White/Pin Pants	13-3	5-1
Smokey Grey	7-3	5-2
Grey Top/Pinstripe Pants	1-0	0-0

ROUNDING THE BASES

SCORING IN BUNCHES

- Tennessee's offense has been red-hot in recent weeks, scoring 84 runs over its last three SEC series against Missouri (26), Kentucky (27) and Texas A&M (31).
- The Vols batted .348 in their sweep of Mizzou last weekend, .330 against Kentucky and .347 against Texas A&M. They also hit 19 combined home runs in the three series wins.
- UT's 20 runs in Sunday's win at Texas A&M were its most in an SEC game since beating Georgia 25-5 on May 8, 2010.
- After scoring 20 runs against the Aggies, the Vols exploded for 14 runs in the series opener vs. the Wildcats, marking the first time that UT had scored double-digit runs in back-to-back SEC games since 2010 at Georgia. Tennessee has now score double-digit runs in five of its last seven SEC games.
- The Vols enter this weekend ranked in the top 25 in every season that Vitello has been the head coach: 2021: 5 // 2020: 2 // 2019: 3 // 2018: 2
- In SEC games, Tennessee ranks among the top three in the league in runs (1st - 168), hits (2nd - 233), RBI (2nd - 154), doubles (1st - 50), home runs (2nd - 37), total bases (1st - 400), slugging (1st - .477), on-base pct (2nd - .390) and walks (2nd - 131).

RUSSELL'S RECORD-SETTING SEASON

- Senior slugger **Evan Russell** recorded his third multi-homer game of the season in the series finale at Texas A&M (4/25), hitting a pair of three run shots, including what turned out to be the game-winner with UT trailing by a run in the seventh inning.
- Russell enters the weekend leading the league with 29 RBI in SEC play. His 10 homers in conference play rank third in the league and his .721 slugging percentage ranks fourth.
- For the second time this season, Russell tied the single-game program record for homers with three in Tennessee's 8-4 win over No. 2 Vandy on April 17.
- Russell and Texas Tech's Jace Jung are the only two players in the country with two three-homer games this season.
- All three of his hits vs. Vanderbilt left the yard, including a grand slam with the Vols trailing 4-3 in the bottom of the eighth inning. He drove in six of the team's eight runs on the day, setting a new career high for RBI in the process.
- For his efforts, Russell was named one of the national players of the week by Collegiate Baseball News and earned the Golden Spikes Award National Performance of the Week honor for the second time this season.
- Russell also homered three times in a win over LSU on March 27, going deep in each of his first three at-bats while finishing with five RBI.
- The Lexington, Tennessee native joined a group of four other Vols who have gone yard three times in a game and is now the only player in program history to do it twice. He is also the only player to ever have two three-homer games in the same season against SEC competition.

Three-Homer Games (UT History)

- Evan Russell vs. Vanderbilt (April 17, 2021)
- Evan Russell vs. LSU (March 27, 2021)
- Cody Hawn vs. Ohio (March 6, 2009)
- Todd Helton vs. Arkansas (March 25, 1995)
- Alan Cockrell vs. Austin Peay (March 16, 1983)
- Rusty Ensor vs. Vanderbilt (April 2, 1981)

BREAKING OUT THE BROOMS

- Tennessee has already swept five weekend series this season after its most recent sweep at Missouri last weekend.
- The road sweep at Mizzou was UT's second series sweep in SEC play this season after also sweeping LSU earlier this year.
- It marked just the second series sweep over LSU in program history and the first series sweep over a ranked opponent since sweeping No. 13 South Carolina in May of 2005.
- The sweep of Missouri was the 12th during the Tony Vitello Era (since 2018).
- The Vols' five sweeps are their most in a season since sweeping six opponents in 2004.
- With a sweep at Georgia Southern to open the season, the Vols recorded their third consecutive season-opening sweep.
- The Vols have now recorded multiple series sweeps in every season that Vitello has been the head coach: 2021: 5 // 2020: 2 // 2019: 3 // 2018: 2

WALK-OFF WINS

- The Vols recorded their fifth walk-off win of the year in a 3-2 win over Tennessee Tech on April 20.
- Max Ferguson** drove in **Jordan Beck** from second with a single to right field in the bottom of the ninth inning to give UT its 30th win of the year.
- UT had a pair of walk-off wins in its series sweep of No. 14 LSU (March 26-28).
- Drew Gilbert** hit a walk-off solo homer in the 11th inning to win Game 2 of the series and **Luc Lipcius** capped the weekend with a walk-off RBI single in the eighth inning of the series finale (7 Inn. Game).
- Jordan Beck** hit a three-run homer in the bottom of the 10th to give UT a 9-6 win vs. ETSU on March 16. It was his second home run of the night after also hitting a solo shot in the second.
- After not hitting a walk-off homer since 2010, UT has hit two this season.
- Beck's walk-off homer was the first for the Vols since April 25, 2010 in a 4-2 win vs. Vanderbilt when VFL **Blake Forsythe** hit a two-run shot in the 11th inning.
- Tennessee's other walk-off win this season came against Indiana State on Feb. 28. Lipcius scored on a throwing error in the 11th to give the Vols a 6-5 win over the Sycamores.
- Four of Tennessee's five walk-off win this season have come in extra innings.

AUTOMATIC IN EXTRAS

- Tennessee improved to 6-0 in extra-inning games this season with an 8-4 victory in 11 innings at Alabama on April 3.
- The Vols six victories in extra innings are the most in a single season in program history, topping the previous high of five set 2008, 1994 and 1975.
- Four of UT's six extra-inning wins have come at home in walk-off fashion.
- The Vols have won seven straight extra-inning games dating back to 2019.

SEC EAST SUCCESS

- With a 10-5 record so far this year, Tennessee is now 121-12 against fellow SEC eastern division foes since 2019.
- UT went 11-7 against eastern division opponents in 2019, marking its first winning record against divisional foes since going 8-7 back in 2010.
- The Vols' third-place finish in the division was their highest since 2005 when they finished second.
- UT was picked to finish third in the SEC Eastern Division in the preseason coaches' poll, its highest ranking in the preseason poll since also being picked to finish third in 2007.

2021 AWARDS & HONORS

JORDAN BECK • OF • SO

- SEC Co-Newcomer of the Week (5/3)
- D1Baseball.com Top 2022 College MLB Draft SEC Prospect (#5)

KYLE BOOKER • OF • FR

- D1Baseball.com 2021 SEC Impact Freshman List (#18)

MAX FERGUSON • INF/OF • JR

- USA Baseball Golden Spikes Award Preseason Watch List
- Baseball America Preseason First Team All-America
- D1Baseball.com Preseason First Team All-American
- Perfect Game/Rawlings Preseason Second Team All-American
- Preseason All-SEC Second Team
- D1Baseball.com Top 2021 College MLB Draft Prospect (#24)
- Baseball America Top 2021 College MLB Draft Prospect (#48)
- D1Baseball.com Top 2021 College MLB Draft SEC Prospects (#11)

DREW GILBERT • OF/LHP • SO

- SEC Newcomer of the Week (5/10)
- SEC Newcomer of the Week (4/26)
- NCBWA Preseason Second Team All-American
- D1Baseball.com Top 2022 College MLB Draft SEC Prospect (#26)

SEAN HUNLEY • RHP • SR

- NCBWA Midseason Stopper of the Year Watch List
- SEC Co-Pitcher of the Week (3/29)

JACKSON LEATH • RHP • SR

- Baseball America Preseason Second Team All-American
- D1Baseball.com Top 2021 College MLB Draft SEC Prospect (#36)

CONNOR PAVOLONY • C • JR

- USA Baseball Golden Spikes Award Preseason Watch List
- Buster Posey National Collegiate Catcher of the Year Watch List
- D1Baseball.com Preseason Second Team All-American
- D1Baseball.com Top 2021 College MLB Draft Prospect (#39)
- D1Baseball.com Top 2021 College MLB Draft SEC Prospect (#17)

JAKE RUCKER • INF • JR

- SEC Co-Player of the Week (4/26)
- Baseball America Preseason Third Team All-American
- Baseball America Top 2021 College MLB Draft Prospect (#56)
- D1Baseball.com Top 2021 College MLB Draft SEC Prospect (#20)

EVAN RUSSELL • OF • SR

- Senior CLASS Award Top 10 Finalist
- Collegiate Baseball News National Player of the Week List (4/19)
- Golden Spikes Award National Performance of the Week (4/20)
- Golden Spikes Award National Performance of the Week (3/30)

LIAM SPENCE • INF • SR

- Golden Spikes Award Midseason Watch List
- Brooks Wallace Award Watch List
- Bragan Collegiate Slugger Award Midseason Watch List

BLADE TIDWELL • RHP • FR

- Perfect Game Midseason Freshman All-American
- College Baseball Foundation Nat'l Pitcher of the Year Watch List
- SEC Freshman of the Week (3/22)
- D1Baseball.com Top 2022 College MLB Draft SEC Prospect (#15)
- D1Baseball.com 2021 SEC Impact Freshman List (#20)

REDMOND WALSH • LHP • R-SR

- NCBWA Stopper of the Year Preseason Watch List



ROUNDING THE BASES

SCORING EARLY

- The Vols have made a habit of getting off to fast starts this season.
- Through 49 games this season, the Vols have scored in the first or second inning 32 times and have posted an 26-6 record when doing so.
- UT scored four runs in the first inning of Tuesday's midweek win over Tennessee Tech and also scored four times in the first inning of its series-clinching win at Missouri last Saturday.
- The Vols exploded for seven runs in the second inning of their series opener vs. Kentucky, erasing a 3-0 deficit before cruising to a 14-4 win.
- Tennessee is outscoring its opponents 49-19 in the first inning of games this season.
- UT's eight first-inning runs vs. Arkansas Pine Bluff on Feb. 24 were the most in a first inning during **Tony Vitello's** tenure as head coach.

#ROADVOLS

- Tennessee has been one of the best road teams in the SEC and the country this season.
- After sweeping Missouri last weekend, the Vols are 14-4 away from home this season with series victories in all five of their weekend road trips.
- UT's 14-4 road record is the best in the SEC.
- The Vols have won their first four SEC road series for the first time since 1994 when they defeated Arkansas, Alabama, Georgia and South Carolina. UT has now won five consecutive SEC road series dating back to 2019.

SPENCE MAKING CASE FOR SEC POTY

- Senior SS **Liam Spence** is having an All-America caliber season and could be in the running for SEC Player of the Year.
- The Australian is batting .404 in conference play and leads the league in on-base % (.558) and walks (29). Spence also ranks among the top five in the SEC in runs scored (3rd - 26) and hits (4th - 36).
- Spence has been named to the Golden Spikes Award Midseason Watch List, the Brooks Wallace Award Watch List and the Bragan Collegiate Slugger Award Midseason Watch List.
- Spence has reached base in 49 straight games played dating back to last season, which is the longest active streak among NCAA Division I players.
- When accounting for non-conference as well as SEC games, Spence leads the league in batting average (.389), on-base % (.530) and walks (43). He also ranks fifth nationally in on-base % and walks.
- Spence's three hits, three runs, two walks and four RBI in his SEC debut at Georgia on March 19 all tied career highs.
- Spence led off UT's SEC opener against the Bulldogs with a solo home run to left-center field, UT's first leadoff home run since **Justin Ammons** left the yard to start the game at Vanderbilt on March 29, 2019.
- Spence played hero for the Vols with his game-winning grand slam in the top of the 12th inning in a 7-3 win over Georgia Southern on opening weekend. It was the first grand slam in his collegiate career.

RUSSELL SENIOR CLASS AWARD FINALIST

- **Evan Russell** was named one of 10 finalist for the 2021 Senior CLASS Award on Monday.
- The Senior CLASS Award recognizes student-athletes who excel both on and off the field. To be eligible for the award, a student-athlete must be classified as an NCAA Division I senior and have notable achievements in four areas of excellence: community, classroom, character and competition.
- Russell has also been one of the Vols' top hitters in SEC play, hitting 10 home runs while leading the league with 29 RBI in conference games.

JAKE CAN RAKE

- Junior third baseman **Jake Rucker** is in the midst of an All-SEC caliber season for the Vols.
- Rucker's 66 hits lead the team, are tied for second in the SEC and 13th nationally. His .342 batting average and 39 runs scored rank second on the team. His 24 RBI in SEC play are also third most on the team and tied for eighth in the league.
- Rucker's sixth-inning grand slam against UK (5/1) blew the game open as the Vols won 11-2. He has hit two grand slams this year, becoming the first Vol to hit two in a season since **Andre Lipcius** in 2019.
- Rucker was named SEC Co-Player of the Week on April 26 after racking up nine hits and scoring six runs in a series win at Texas A&M. He tied his career high by recording three hits in all three games of the series. He was the first Vol to earn player of the week honors since **Andre Lipcius** on May 13, 2019.
- The Greenbrier, Tennessee native went 3-for-5 with two doubles and set a career high with four runs scored while also driving in a pair of runs in Sunday's rubber game.

FERGIE FEELING GOOD

- After struggling early on this season, preseason All-American **Max Ferguson** is hitting his stride at the right time for the Vols.
- Over the past three weeks (12 games), Ferguson is batting .319 with 10 runs, three doubles, three homers and 12 RBI.
- In last weekend's sweep at Mizzou, Ferguson led the team with a .636 average, two homers and six RBI.

BECK BLASTS

- **Jordan Beck** has emerged as one of UT's most dangerous power hitters this season.
- The Hazel Green, Alabama native is tied for second on the team with nine home runs while his 45 RBI ranks third on the team.
- Beck hit his ninth home run of the season in the series opener vs. Kentucky, a three-run shot to tie the game in the second inning.
- Beck was named the SEC Co-Newcomer of the Week on May 3 after tying for the team-lead with a .538 batting average and seven hits while also totaling three extra-base hits and four RBI vs. Kentucky.
- Beck hit two home runs and set a new career high with five RBI in a win over ETSU on March 16.
- All three of Beck's hits vs. ETSU went for extra bases and drove in runs, capping his career night with a walk-off three-run blast in the 10th inning.

ON THE MOVE

- Tennessee is third in the SEC and 40th nationally with 61 stolen bases this season.
- **Max Ferguson's** 14 steals are tied for third in the SEC.
- UT has six players who have stolen five or more bases this season: **Ferguson** (14-18), **Drew Gilbert** (7-8), **Jordan Beck** (6-6), **Jake Rucker** (6-9), **Liam Spence** (5-8) and **Pete Derkay** (5-7).
- UT led all Power 5 programs and ranked 17th in the nation with 108 steals in 2019.

NON-CONFERENCE DOMINANCE

- Tennessee has dominated non-conference competition with a 21-4 record against such opponents this season, including an 10-2 record in midweek games.
- The Vols have outscored their non-league opponents 189-102 this season.
- Since the start of the 2019 season, the Vols are 62-11 against non-conference foes.
- The Big Orange are 38-7 in midweek contests since **Tony Vitello** was hired as head coach in 2018.
- The Vols' 26 non-conference wins in 2019 were their most since posting 30 in 2000.

NCAA/SEC STAT LEADERS

NCAA (Top 50) | SEC (Top 10)

Category	Player (Value)	NCAA	SEC
Appearances	Sean Hunley (23)	23	2
	Kirby Connell (21)	--	5
	Redmond Walsh (19)	--	10
Base on Balls	Liam Spence (43)	5	1
	Max Ferguson (40)	12	2
Batting Avg.	Liam Spence (.389)	35	1
Doubles	Jake Rucker (15)	40	1
Games Started	Blade Tidwell (12)	4	1
Hit by Pitch	Drew Gilbert (12)	--	6
Hits	Jake Rucker (66)	13	2
	Liam Spence (65)	23	6
Home Runs	Evan Russell (12)	36	7
On-Base %	Liam Spence (.530)	5	1
Runs	Liam Spence (49)	23	6
RBI	Drew Gilbert (47)	33	5
	Jake Rucker (46)	42	9
	Jordan Beck (45)	49	11
Sac Bunts	Max Ferguson (5)	--	5
Sac Flies	Max Ferguson (5)	31	4
Saves	Redmond Walsh (5)	--	7
	Sean Hunley (5)	--	7
Stolen Bases	Max Ferguson (14)	--	3
K/BB Ratio	Chad Dallas (7.25)	22	1
	Will Heflin (5.67)	--	7
Strikeouts	Chad Dallas (87)	32	7
Total Bases	Jake Rucker (106)	45	9
	Chad Dallas (8)	6	2
Victories	Sean Hunley (7)	26	4
	Blade Tidwell (6)	--	7
	Will Heflin (1.50)	42	1
Walks/9 Inn.	Chad Dallas (1.60)	--	3

*As of May 13, 2021

PLAYER SPOTLIGHT

#1 Drew Gilbert | OF | So.

Drew Gilbert was named the SEC Newcomer of the Week for the second time this season on Monday after a huge series at the plate in UT's sweep of Missouri.

The Minnesota native led the team with nine hits, five runs, four doubles and six RBI while batting .600 for the weekend. Entering this weekend's series, Gilbert leads the team and is tied for fifth in the SEC with 47 RBI.

SEASON STATS:

.283 AVG | 29 R | 54 H | 11 2B | 6 HR | 47 RBI | 83 TB | 13 BB | .435 SLG % | .361 OBP | 7-8 SB



ROUNDING THE BASES

ANDERSON'S ARMS

- UT's pitching staff, led by veteran pitching coach **Frank Anderson**, ranks among the top 25 nationally in ERA (15th - 3.47), strikeout-to-walk ratio (5th - 3.62), WHIP (9th - 1.19) and walks allowed per nine innings (6th - 2.54).
- Under the guidance of Anderson, the Vols have ranked in the top 20 nationally in ERA, WHIP, shut-outs, strikeout-to-walk ratio and walks allowed in each of the past two seasons.

IT AIN'T EASY BEING CHEESY

- Junior **RHP Chad Dallas**, who goes by the nickname "Cheese", improved to 8-1 on the year with a win at Missouri last Friday, striking out eight batters in seven innings of work. His eight wins are tied for sixth nationally and second in the SEC.
- Dallas is 6-1 in conference play this season and his six victories are tied for the second most in league play this season. He also ranks fifth in the league with 64 strikeouts in SEC play.
- In his 15 career starts at UT, Dallas has posted an 11-1 record to go along with a 3.54 ERA while striking out 180 batters in 89.0 innings pitched.
- Dallas earned his fifth win of the year after tying a career high with 11 strikeouts in a series-opening win over No. 9 Florida on April 9.
- In the SEC opener at Georgia, Dallas retired the first 11 batters he faced before allowing a single with two outs in the fourth inning.
- On March 12, Dallas retired the first 11 batters he faced and finished with seven strikeouts to earn the win vs. UNCG.
- Dallas was UT's opening day starter for the second straight season, earning the win against Georgia Southern on Feb. 19.
- The Texas native has carried no-hitters into the sixth inning or later twice already this season (at Georgia Southern (2/19) & vs. UNCG (3/12).

SUPER SENIOR SEASON FOR HEFLIN

- Despite missing all of last season while rehabbing from offseason knee surgery, senior LHP **Will Heflin** has looked as good as ever this year.
- The Morristown, Tennessee native has posted a 2-2 record and is tied for third on the team with 51 strikeouts.
- Heflin has started for the Vols in each of the last 10 weekends after being used primarily as a relief pitcher throughout his career.
- On April 17 vs. Vanderbilt, Heflin tied a career high with 7.0 innings pitched and allowed just one earned run on five hits to help lead UT to a big win.
- At Alabama (4/3), Heflin threw 5.2 solid innings, allowing just one run while striking out five batters.
- Heflin got his first start of the year on short-notice in the series opener vs. Georgia State (3/5). He set career highs in innings pitched (7.0) and strikeouts (8) while allowing just one run on six hits.

FEAR THE STACHE

- Sophomore LHP **Kirby Connell**, who sports a fantastic mustache, has emerged as one of the Vols' top bullpen arms this season.
- Connell's 2.58 ERA is the third lowest on the team among pitchers with 15.0 or more innings pitched.
- Connell has not allowed an earned run over his last four appearances (5.2 innings pitched).
- The South Carolina native earned his first-career save in a win vs. Florida (4/10), tying a career high with five strikeouts in three innings pitched.
- Connell earned his second straight save after recording the final out in a win at Western Carolina (4/13).
- Connell did not allow an earned run in his first 10 appearances this season.

BLADE LOOKING SHARP

- RHP **Blade Tidwell** has been solid as a weekend starter for the Vols this season as a true freshman.
- Tidwell boasts a 6-2 record and is the only pitcher on the team to start in all 12 weekend series.
- Tidwell picked up a win for the second week in a row after allowing just one run on two hits in seven strong innings last weekend at Missouri.
- The talented freshman picked up his fifth win of the year vs. Kentucky (5/1) after allowing just one earned run in 5.1 innings of work.
- Tidwell wowed in his SEC debut at Georgia (3/21), tossing a career-high 7.1 innings, allowing just one run on four hits to earn his third consecutive victory.
- The Loretto, Tennessee native had six strikeouts against the Bulldogs and was named SEC Freshman of the Week for his efforts.
- Tidwell was the first Tennessee player to earn SEC Freshman of the Week honors since **Zach Osborne** on May 18, 2009 and is just the second pitcher in program history to win the weekly award, joining **Josh Lindblom** (Feb. 20, 2006).

MR. RELIABLE SEAN HUNLEY

- RHP **Sean Hunley** has been one of UT's most reliable arms in relief this season, ranking second in the SEC with 23 appearances while posting a 3.15 ERA and holding opposing hitters to a .202 average.
- Hunley is tied for 26th nationally and fourth in the SEC with seven wins.
- Hunley recorded his fifth save of the year in last Friday's series opener at Missouri, retiring all six batters he faced in two scoreless innings.
- Hunley was named the SEC Co-Pitcher of the Week on March 29 after earning two wins and a save in UT's series sweep of No. 14 LSU.
- Hunley is the 18th player in program history to earn SEC Pitcher of the Week honors and the first since **Garrett Stallings**, who did it twice in 2019.
- Hunley earned his second save of the season in the series opener vs. the Tigers after tossing two innings of shutout relief to finish out a 3-1 victory. He then earned back-to-back wins in Games 2 and 3.
- Hunley is tied for third on the team with 51 strikeouts and has issued just 10 walks in 45.2 innings.
- Hunley's 18 career wins, 20 career starts and 182.1 innings pitched lead all pitchers on UT's active roster. He has posted an impressive 2.57 career ERA.

WALSH MOVING UP UT SAVES LIST

- LHP **Redmond Walsh** has established himself as one of college baseball's premier relief pitchers.
- Walsh threw 3.2 hitless innings to earn his fifth save of the year vs. Kentucky (5/1). It was his 16th career save, which ranks third on UT's all-time list, just two behind **Sean Watson** for second all-time.
- Walsh has posted the lowest ERA on the team the past two seasons and his career ERA of 1.65 is the second lowest among all active Division I players.
- Walsh had a streak of 14 straight appearances and 29.1 consecutive innings without allowing an earned run snapped vs. LSU on March 27.
- Walsh was named to the NCBWA Stopper of the Year Preseason Watch List for the second straight year.
- Walsh's nine saves in 2019 are tied for the fifth most in a single season in program history.

LIPCIUS LONG BALLS

- Tennessee first baseman **Luc Lipcius** has been on a tear as of late, homering in his last five of his last seven SEC games.
- Lipcius went deep in all three games of UT's series win over Kentucky two weeks ago, becoming the first Vol to homer in three straight games since **Ethan Bennett** did it in 2011.

HOME RUN TRACKER

Player	Opp. (Date)	Inn.	Type
J. Beck (1)	Ga. Southern (2/19)	T5	Solo
D. Gilbert (1)	Ga. Southern (2/20)	T3	Solo
D. Gilbert (2)	Ga. Southern (2/20)	T9	2-Run
J. Beck (2)	Ga. Southern (2/21)	T3	2-Run
L. Spence (1)	Ga. Southern (2/21)	T12	GS
M. Ferguson (1)	UAPB (2/23)	B3	Solo
P. Derkay (1)	UAPB (2/23)	B8	2-Run
L. Lipcius (1)	UAPB (2/24)	B1	2-Run
E. Russell (1)	UAPB (2/24)	B4	3-Run
J. Beck (3)	Indiana St. (2/26)	B3	Solo
L. Lipcius (2)	Georgia St. (3/6)	B8	3-Run
J. Rucker (1)	Georgia St. (3/7)	B3	2-Run
D. Gilbert (3)	Georgia St. (3/7)	B3	2-Run
M. Ferguson (2)	UNCG (3/12)	B7	Solo
L. Lipcius (3)	UNCG (3/13)	B4	Solo
D. Gilbert (4)	UNCG (3/14)	B3	Solo
D. Gilbert (5)	UNCG (3/14)	B8	GS
J. Beck (4)	ETSU (3/16)	B2	Solo
J. Beck (5)	ETSU (3/16)	B10	3-Run
L. Spence (2)	at Georgia (3/19)	T1	Solo
J. Rucker (2)	at Georgia (3/19)	T4	GS
J. Rucker (3)	at Georgia (3/20)	T7	2-Run
T. Lipscomb (1)	E. Kentucky (3/23)	B5	2-Run
C. Lawson (1)	E. Kentucky (3/23)	B5	2-Run
E. Russell (2)	LSU (3/27)	B3	2-Run
E. Russell (3)	LSU (3/27)	B5	2-Run
E. Russell (4)	LSU (3/27)	B6	Solo
D. Gilbert (6)	LSU (3/27)	B11	Solo
K. Booker (1)	WCU (3/30)	B3	Solo
E. Russell (5)	WCU (3/30)	B5	Solo
J. Rucker (4)	WCU (3/30)	B8	3-Run
L. Lipcius (4)	Alabama (4/2)	T2	Solo
E. Russell (6)	Florida (4/9)	B8	Solo
C. Pavolony (1)	Florida (4/11)	B5	2-Run
M. Ferguson (3)	at WCU (4/13)	T3	Solo
J. Beck (6)	at WCU (4/13)	T8	Solo
C. Pavolony (2)	Vanderbilt (4/17)	B4	Solo
E. Russell (7)	Vanderbilt (4/17)	B4	Solo
E. Russell (8)	Vanderbilt (4/17)	B7	Solo
E. Russell (9)	Vanderbilt (4/17)	B8	GS
M. Ferguson (4)	Vanderbilt (4/18)	B1	Solo
J. Rucker (5)	Vanderbilt (4/18)	B1	Solo
E. Russell (10)	Vanderbilt (4/18)	B4	Solo
J. Greer (1)	Vanderbilt (4/18)	B7	Solo
J. Beck (7)	Tenn. Tech (4/20)	B6	Solo
J. Rucker (6)	at Texas A&M (4/24)	T1	Solo
C. Pavolony (3)	at Texas A&M (4/24)	T6	Solo
J. Beck (8)	at Texas A&M (4/24)	T2	Solo
P. Derkay (2)	at Texas A&M (4/25)	T3	Solo
E. Russell (11)	at Texas A&M (4/25)	T7	3-Run
L. Lipcius (5)	at Texas A&M (4/25)	T7	Solo
M. Ferguson (5)	at Texas A&M (4/25)	T8	Solo
E. Russell (12)	at Texas A&M (4/25)	T9	3-Run
C. Pavolony (4)	at Texas A&M (4/25)	T9	Solo
J. Beck (9)	Kentucky (4/29)	B2	3-Run
J. Greer (2)	Kentucky (4/29)	B2	2-Run
L. Lipcius (6)	Kentucky (4/29)	B4	Solo
J. Greer (3)	Kentucky (4/30)	B5	Solo
L. Lipcius (7)	Kentucky (4/30)	B6	Solo
J. Rucker (7)	Kentucky (5/1)	B6	GS
L. Lipcius (8)	Kentucky (5/1)	B6	2-Run
M. Ferguson (6)	at Missouri (5/7)	T8	2-Run
L. Lipcius (9)	at Missouri (5/8)	T6	2-Run
M. Ferguson (7)	at Missouri (5/9)	T2	3-Run
J. Ortega (1)	Tenn. Tech (5/11)	B6	Solo

TOTAL (65)

ROUNDING THE BASES

ONE TALENTED INFIELD

- Tennessee boasts its deepest and most experienced infield group since **Tony Vitello** became head coach.
- The junior duo of **Jake Rucker** and **Max Ferguson** both garnered preseason All-America honors.
- UT's four primary starters from this season: Ferguson, Rucker, **Liam Spence** and **Luc Lipcius** have combined for 44% of the team's hits, 42% of the team's runs and 41% of the team's RBI.
- In 2020, those same four players all batted .326 or better while combining to hit eight homers and drive in 46 runs in just 17 games.

VITELLO REACHES CENTURY MARK

- Tennessee head coach **Tony Vitello** earned his 100th career win in UT's SEC opener at Georgia (3/19).
- With the win, Vitello became the fastest head coach in program history to win 100 career games with the Vols, overtaking legendary coach **Rod Delmonico's** mark of 163 games. Vitello needed just 153 games to accomplish the feat.

MIDSEASON ACCOLADES

- Head Coach **Tony Vitello** was named the Midseason Coach of the Year by Perfect Game, while RHP **Blade Tidwell** was named a Midseason Freshman All-American by the publication.
- Tidwell was also named to the College Baseball Foundation National Pitcher of the Year Watch List on April 20.
- Liam Spence** was named to the Golden Spikes Award Midseason Watch List (4/14), the Brooks Wallace Award Watch List (4/13) and the Bragan Collegiate Slugger Award Midseason Watch List (4/20).
- Sean Hunley** was named to the NCBWA Midseason Stopper of the Year Watch List on April 21.

OFF AND RUNNING

- Tennessee got off to another strong start in its pre-conference slate this year, entering SEC play with a 15-3 record.
- In each of the last two seasons, the Vols posted the two best starts in program history.
- Tennessee started 13-0 in 2020 before losing its first game, marking the second-longest winning streak to open a season in program history.
- UT's longest winning streak to start a season came just one year earlier when the Vols got off to a 15-0 start in 2019.

Longest Winning Streaks to Start A Season

- 2019 15 Games
- 2020 13 Games
- 2014 12 Games

PRESEASON ALL-AMERICAN VOLS

- UT boasts five preseason All-Americans, marking the second straight season that the Vols have had multiple players earn preseason All-America honors.
- Junior INF **Max Ferguson** led the way with three preseason All-America nods, including first-team honors from Baseball America and D1Baseball.com.

Tennessee Preseason All-Americans

- Max Ferguson:**
Baseball America (1st Team)
D1Baseball.com (1st Team)
Perfect Game (2nd Team)
- Drew Gilbert:**
NCBWA (2nd Team)
- Jackson Leath:**
Baseball America (2nd Team)
- Connor Pavolony:**
D1Baseball.com (2nd Team)
- Jake Rucker:**
Baseball America (3rd Team)

TENNESSEE TURNAROUND

- Tennessee head coach **Tony Vitello**, who is in his fourth season with the program, has turned the Vols into one of the league's most dangerous teams.
- Perfect Game named Vitello the Midseason National Coach of the Year earlier this season.
- Tennessee's 17 SEC wins this season are its most since winning 18 conference games in 2005.
- Vitello had UT ranked No. 3 during Week 9 of this season, the program's highest ranking in program history.
- In 2019, he led Tennessee to its first 40-win season and first NCAA Regional appearance since 2005.
- Vitello led UT to 29 wins in his first season, the most by a first-year head coach in program history.

VOLS IN 2020 MLB DRAFT

- Tennessee had three players selected in the shortened 2020 MLB Draft, which was tied for second in the SEC and tied for fifth in the nation.
- The Vols have had multiple players picked in each of the past seven MLB Drafts.
- The 2020 draft marked the first time that UT had three players selected in the first four rounds since 2007 when **J.P. Arencibia**, **Julio Borbón** and **James Adkins** all went in the first round.
- LHP **Garrett Crochet** became the 17th player in program history to be selected in the first round after going 11th overall to the Chicago White Sox.
- OF **Alerick Soularie** was taken in the second round (59th pick) by the Minnesota Twins and fellow OF **Zach Daniels** was selected by the Houston Astros in the fourth round (131st pick).
- Over the past two years, Tennessee's nine draft picks are tied for the fifth most in the SEC.

Most Draft Picks by SEC Team (2019 & 2020)

- Vanderbilt - 17
- Mississippi State - 14
- Georgia - 10
- Ole Miss - 10
- Tennessee - 9**
Arkansas - 9

VOLS LOADED WITH MLB PROSPECTS

- The Vols have a handful of players on the team who are among some of the top MLB Draft prospects in the SEC and nationally.

Baseball America Top 2021 Prospects (All Schools)

- No. 48 Max Ferguson - INF
No. 56 Jake Rucker - INF

D1Baseball.com Top 2021 Prospects (All Schools)

- No. 24 Max Ferguson - INF
No. 39 Connor Pavolony - C

D1Baseball.com Top 2021 Prospects (SEC Only)

- No. 11 Max Ferguson - INF
No. 17 Connor Pavolony - C
No. 20 Jake Rucker - INF
No. 36 Jackson Leath - RHP

D1Baseball.com Top 2022 Prospects (SEC Only)

- No. 5 Jordan Beck - OF
No. 15 Blade Tidwell - RHP
No. 26 Drew Gilbert - OF/LHP

ON DECK

- Tennessee hosts in-state foe Belmont in its regular-season home finale next Tuesday at 6:30 p.m.
- The Vols close the regular season with a road trip to South Carolina next Thursday-Saturday in Columbia.

SCOUTING REPORT

Arkansas Razorbacks

- 2021 Record:** 37-9 (17-7 SEC)
- Rankings:** No. 1 (All Polls)
- 2019 Postseason:** College World Series (0-2)
- Head Coach:** Dave Van Horn (19th season)
Has led Arkansas to six CWS appearances
- Predicted SEC Finish:** 3rd (Western Division)
- Preseason All-SEC Selections:**
 - Casey Opitz (1st Team - C)
 - Robert Moore (1st Team - 2B)
 - Christian Franklin (1st Team - OF)
 - Matt Goodheart (1st Team - DH/UTL)
- Stat Leaders:**
 - Batting Avg: Matt Goodheart (.310)
 - Runs: Robert Moore/Christian Franklin (44)
 - Hits: Cayden Wallace (53)
 - Home Runs: Matt Goodheart (10)
 - RBI: Brady Slavens (52)
 - Stolen Bases: Christian Franklin (8-11)
 - Wins: Kevin Kopps (7-0)
 - ERA (min. 15.0 IP): Kevin Kopps (0.72)
 - Innings Pitched: Patrick Wicklander (53.1)
 - Strikeouts: Kevin Kopps (83)
- Notable:**
Only team in the SEC to win all eight of its conference series this season.

VOLS IN THE MLB

- VFL **Garrett Crochet** made an immediate impact for the Chicago White Sox last season. He was the first player from the 2020 MLB Draft to make his MLB debut and became the first player to go from the draft to the big leagues without playing in the minor leagues since Mike Leake in 2010.
- Tennessee had four former Vols on 2021 MLB Opening Day Rosters and has had five appear in an MLB game this year.

2021 MLB VOLS

Player	Pos.	Team
Garrett Crochet	LHP	Chicago White Sox
Zack Godley	RHP	Milwaukee Brewers
Yan Gomes	C	Washington Nationals
Nick Senzel	OF	Cincinnati Reds
Drew Steckenrider	RHP	Seattle Mariners



PROJECTED STARTERS

TENNESSEE

BASEBALL



PROJECTED STARTERS INFORMATION

Pos.	No.	Name	Cl.	GP/GS	AVG	R	H	HR	RBI	Notable
C	19	Jackson Greer	Sr.	22/18	.297	13	19	3	9	Has a hit in five of the eight SEC games he's played in
C	17	Connor Pavolony	Jr.	31/29	.219	19	21	4	11	Homered twice in series at Texas A&M (4/24-25)
1B	40	Luc Lipcius	R-Sr.	48/45	.225	29	36	9	30	First Vol since 2011 to homer in three straight games
2B	2	Max Ferguson	Jr.	48/48	.260	33	45	7	31	Hit .636 with two HRs and six RBI in Missouri series
3B	7	Jake Rucker	Jr.	48/48	.342	39	66	7	46	Tied for second in SEC with team-high 66 hits
SS	4	Liam Spence	Sr.	46/45	.389	49	65	2	26	Leads SEC in batting average (.389) and OBP (.530)
LF	6	Evan Russell	Sr.	44/36	.244	30	33	12	35	Has three multi-homer games this season, all in SEC play
CF	1	Drew Gilbert	So.	49/48	.283	29	54	6	47	Leads the team & tied for fifth in the SEC with 47 RBIs
RF	27	Jordan Beck	So.	48/47	.269	29	50	9	45	Had 14th multi-hit game of the year on Tuesday
DH	10	Pete Derkay	Sr.	39/30	.258	24	32	2	11	Batted .400 during UT's series win over Kentucky

Other Possible Starters/Key Reserves

OF	12	Kyle Booker	Fr.	22/12	.314	16	16	1	10	2-for-2 with a double & three runs at Texas A&M (4/25)
INF	13	Cortland Lawson	So.	12/2	.357	4	5	1	3	Hit first-career HR in win over ECU (3/23)
INF	21	Trey Lipscomb	Jr.	13/6	.321	7	9	1	8	Singled and was hit by a pitch on Tuesday
INF	9	Jorel Ortega	So.	11/3	.136	8	3	1	3	Hit first-career HR in Tuesday's win vs. Tenn. Tech
OF	8	Christian Scott	Jr.	24/9	.278	10	10	0	5	Doubled, scored a run and walked twice on Tuesday
INF	5	Logan Steenstra	So.	26/15	.292	12	14	0	6	Nine of his 14 hits have gone for extra bases

GAME-BY-GAME STARTERS

2021 TENNESSEE BASEBALL | UTSPORTS.COM | @VOL_BASEBALL

INDIVIDUAL

No-Hitter:	Jeffery Terrell vs. Bowling Green State 2/15/02 (W, 5-0)
One-Hitter:	Garrett Stallings/Redmond Walsh/Chase Silseth vs. App State 2/15/19 (W, 6-0)
Complete Game:	Garrett Stallings vs. Ole Miss 5/16/19 (W, 7-0)
Back-to-Back Complete Games:	Garrett Stallings & Will Neely doubleheader vs. Alabama (3/25/18)
Three Straight Complete Games:	Ryan Meyers, Mike Lincoln & Scott Schroeffel 1996 Atlantic Regional vs. Charleston Southern, Georgia Southern & West Virginia
Shutout:	Garrett Stallings vs. Ole Miss 5/16/19 (W, 7-0)
10+ Strikeouts (Individual):	Chad Dallas (11 Ks) vs. Florida 4/9/21
10+ Innings Pitched:	Jamie Bennett (10.0) vs. Auburn 4/14/00
Hit for the Cycle:	Jordan Rodgers vs. Kentucky 4/1/16
Inside the Park Home Run:	Zach Daniels vs. Texas Tech 2/21/20
Inside the Park Grand Slam:	Joe Randa vs. Louisville 4/23/91
Pinch-Hit Home Run:	Jorel Ortega vs. Tennessee Tech 5/11/21
Pinch-Hit Grand Slam:	Trey Lipscomb vs. George Washington 2/28/20
Leadoff HR (Game):	Liam Spence at Georgia 3/19/21
Leadoff HR (Inning):	Jackson Greer vs. Kentucky (Bot. 5) 4/30/21
Two-Home Run Game:	Evan Russell (2) at Texas A&M 4/25/21
Three-Home Run Game:	Evan Russell vs. Vanderbilt 4/17/21
Two-Run Home Run:	Luc Lipcius at Missouri 5/8/21
Three-Run Home Run:	Max Ferguson at Missouri 5/9/21
Grand Slam:	Jake Rucker vs. Kentucky 5/1/21
Grand Slam in Back-to-Back Games:	Andre Lipcius & Zach Daniels vs. Maryland (2/18/18 DH-2) and vs. Lipscomb 2/20/18
Back-to-Back HR:	Evan Russell (3-run) and Luc Lipcius (solo) at Texas A&M 4/25/21
Back-to-Back-to-Back HR:	Zach Daniels, Andre Lipcius & Alerick Soularie vs. Lipscomb 4/9/19
HR in Three-Straight Games:	Luc Lipcius, April 29 - May 1, 2021
HR in Four-Straight Games:	Cody Hawn, May 9-14, 2010
Three-Double Game:	Nico Mascia at Western Carolina 3/27/18
Four-Double Game:	Drew Steckenrider vs. Vanderbilt 5/4/12
Two-Triple Game:	Hunter Rigsby vs. ETSU 4/17/02
Four-Hit Game:	Drew Gilbert at Missouri 5/9/21
Five-Hit Game:	Jeff Moberg vs. Central Michigan 2/28/16
Six-Hit Game:	Kris Bennett vs. Georgia 6/11/01
Four-Run Game:	Jake Rucker at Texas A&M 4/25/21
Five-Run Game:	Nico Mascia at Western Carolina 3/27/18
Three-RBI Game:	Max Ferguson at Missouri 5/9/21
Four-RBI Game:	Drew Gilbert & Luc Lipcius at Missouri 5/8/21
Five-RBI Game:	Jake Rucker vs. Kentucky 5/1/21
Six-RBI Game:	Evan Russell at Texas A&M 4/25/21
Seven-RBI Game:	Jordan Rodgers vs. Kentucky 4/1/16
Eight-RBI Game:	Jordan Rodgers vs. Kentucky 4/1/16
Four Steals:	Jay Charleston vs. Tennessee Tech 5/14/19
Five Steals:	Jay Charleston vs. Tennessee Tech 5/14/19
Straight Steal of Home:	Will Maddox vs. MTSU 4/30/13
No-Hitter vs. UT:	LHP Brian Dodd of Arizona State, 3/19/88


TEAM

Shutout (Team):	Georgia State 3/7/21 (W, 7-0)
Tennessee Was Shutout:	vs. Vanderbilt 4/16/21 (L, 5-0)
Back-to-Back Shutouts:	Western Illinois 2/14/20 & 2/15/20 (Wins of 3-0 & 19-0)
Three Straight Shutouts:	App State 2/16 & 2/17/19 and Northern Kentucky 2/19/19 (Wins of 2-0, 3-0 & 18-0)
Four Straight Shutouts:	Appalachian State (3x) and Northern Kentucky 2/15/19 - 2/19/19 (Wins of 6-0, 2-0, 3-0 & 18-0)
Walk-Off Win:	Tennessee Tech 4/20/21 (Max Ferguson RBI single in 9th Inn.)
Hit a Walk-Off Home Run:	LSU 3/27/21 (Drew Gilbert in 11th Inn.)
Turned a Triple Play:	Eastern Kentucky 2/22/97 (SS-1B)
Hit into a Triple Play:	vs. Florida 4/6/08 (Jeff Lockwood lined into 2B-SS-1B)
10+ Runs:	10 vs. Tennessee Tech 5/11/21 (W, 10-8)
15+ Runs	20 at Texas A&M 4/25/21 (W, 20-7)
20+ Runs	20 at Texas A&M 4/25/21 (W, 20-7)
10+ Hits:	16 vs. Tennessee Tech 5/11/21 (W, 10-8)
15+ Hits:	16 vs. Tennessee Tech 5/11/21 (W, 10-8)
20+ Hits:	21 at Texas A&M 4/25/21 (W, 20-7)
1-0 Win:	at Alabama (DH-2) 4/16/11
1-0 Loss:	at Vanderbilt 4/28/17
Extra Innings Win:	at Alabama (8-4 in 11 inn.) 4/3/21
Extra Innings Loss:	at Arkansas (4-3 in 10 inn.) 4/28/19
Home Series Won:	Kentucky 4/29/21 - 5/1/21
Home Series Lost:	Vanderbilt, 4/16/21 - 4/18/21
Home Series Sweep:	LSU 3/26/21 - 3/28/21
Home Series Swept:	Missouri, 5/18/17 - 5/20/17
Away Series Won:	at Missouri, 5/7/21 - 5/9/21
Away Series Lost:	at Arkansas 4/26/19 - 4/28/19
Away Series Sweep:	at Missouri, 5/7/21 - 5/9/21
Away Series Swept:	at Arkansas 4/26/19 - 4/28/19
Away Tournament Won:	Round Rock Classic (3-0), 2020
Beat a Top 25 Team:	#2 Vanderbilt (8-4) 4/17/21
Beat a Top 10 Team:	#2 Vanderbilt (8-4) 4/17/21
Beat a Top 5 Team:	#2 Vanderbilt (8-4) 4/17/21
Beat a Top Ranked Team:	vs. #1 Texas Tech (6-2) 2/21/20
Series Win Over a Top 25 Team:	#9 Florida 4/9/21 - 4/11/21
Series Win Over a Top 10 Team:	#9 Florida 4/9/21 - 4/11/21
Series Win Over a Top 5 Team:	#2 Georgia 4/11/19 - 4/13/19
UT Player Ejection:	Brodie Leftridge vs. ECU 3/6/16
UT Head Coach Ejection:	Tony Vitello vs. Vanderbilt 4/16/21
UT Assistant Coach Ejection:	Frank Anderson vs. Mississippi State 4/7/19

Bold - Occurred in 2021

THE VITELLO FILE

Record: 122-61 (4th Year)
at UT: Same
Alma Mater: Missouri ('02)
Hometown: St. Louis, Mo.
Born: Oct. 9, 1978



COACHING STOPS

- **2018-Present:**
Tennessee, Head Coach
- **2014-17:**
Arkansas, Assistant Coach/Recruiting Coord.
- **2011-13:**
TCU, Assistant Coach/Recruiting Coord.
- **2004-10:**
Missouri, Assistant Coach/Recruiting Coord.
- **2003:**
Missouri, Volunteer Assistant Coach
- **2002:**
Salinas Packers, Associate Head Coach

BY THE NUMBERS

68+

Vitello has coached over 65 players that have been selected in the MLB Draft during his 17-year collegiate coaching career.

40

Vitello guided Tennessee to 40 wins in just his second season as head coach in 2019, which was the most by the Vols since winning 46 games in 2005.

13

Vitello's teams have been consistent postseason contenders, advancing to 13 NCAA Regionals and three NCAA Super Regionals as well as a trip to the CWS with Arkansas in 2015.

11

During his 16-year collegiate coaching career, Vitello has assembled 11 top-15 signing classes, including two top-10 classes since coming to UT and the top-rated class in the nation in 2014.

TENNESSEE HEAD BASEBALL COACH: TONY VITELLO

Full Bio on UTSports.com

Tony Vitello accepted the position of head coach for the Tennessee Volunteers baseball program on June 7, 2017.

A native of St. Louis, Missouri, Vitello arrived on Rocky Top following four seasons as assistant coach/recruiting coordinator at Arkansas. His rise to the head coaching ranks also includes stops at Missouri (his alma mater) and TCU. He has earned a reputation as one of the elite recruiters on the college baseball landscape, having assembled eight top-15 signing classes--including America's top-rated crop of talent in 2014.

In November 2016, D1Baseball.com ranked Vitello No. 2, and tops in the SEC, on its list of the top 30 recruiting coordinators in America.

After leading the program back to the NCAA Tournament in 2019, Vitello and the Vols looked poised to take another step forward in 2020 after a strong start to the season. The Vols were ranked as high as No. 11 in the nation after a 13-0 start and were 15-2 heading into SEC play before the season was halted and eventually canceled due to the Coronavirus (COVID-19) pandemic. UT's No. 11 national ranking was its highest since being ranked No. 11 in the 2007 preseason poll.

Prior to the season being canceled, Tennessee led the country in total runs (180) and runs per game (10.6) while ranking second in home runs (31), slugging percentage (.556), walks (124), on-base percentage (.442) and WHIP (0.94). The Vols were also among the national leaders in a handful of other statistical categories, including: batting average: .320 (fifth), doubles: 43 (sixth), hits: 193 (third), ERA: 2.00 (fourth), fielding percentage: .981 (18th), hits allowed/nine innings: 6.41 (16th), shutouts: three (12th), strikeout-to-walk ratio: 4.89 (third) and walks allowed/nine innings: 2.06 (third).

The highlight of the shortened 2020 season was winning the inaugural Round Rock Classic. The Vols swept a loaded field that included No. 1 Texas Tech, Houston and No. 25 Stanford, outscoring those three teams by a combined score of 21-8. UT's 6-2 win over No. 1 Texas Tech to open the tournament was the program's sixth victory over a top-10 team and second over a top-ranked team since Vitello took over prior to the 2018 season.

In June's MLB Draft, Tennessee had three players selected, which was tied for second most in the SEC and fifth most in the nation. Garrett Crochet became the program's 17th first-round pick and the first under Vitello at Tennessee, going No. 11 overall to the Chicago White Sox. Alerick Soularie was taken in the second round by the Minnesota Twins and Zach Daniels was selected in the fourth round by the Houston Astros, giving UT three picks in the first four rounds for the first time since 2007. The 2020 draft was shortened to just five rounds due to the coronavirus.

Tennessee took a major step forward as a program during Vitello's second season at the helm in 2019. The Vols went 40-21 overall and 14-16 in SEC play to finish third in the Eastern Division, the program's highest finish since 2005. Vitello led the Big Orange to their first NCAA Regional since 2005, ending a 13-year drought.

The Vols exploded out of the gates in 2019 with the best start in program history, winning their first 15 games of the season. UT also won five series in SEC play (most since 2005) and finished the year with 26 victories over non-conference teams (most since 2000).

Tennessee was ranked in the Top 25 for 10 weeks in large part due to boasting one of the nation's top pitching staffs and fielding teams. The Vols tied the program record with 10 shutouts (second in the country) and also finished among the national leaders in strikeout-to-walk ratio (ninth), WHIP (10th), walks allowed/nine innings (14th), ERA (19th) and fielding percentage (14th). UT's .979 fielding percentage was the best in program history.

UT's offensive production also saw an increase under Vitello in 2019. The Vols scored 378 runs, had 173 extra-base hits, hit 53 home runs and had a slugging percentage of .407, all marks that were the highest since 2010. Tennessee was one of the country's most proficient base stealing teams as well, leading all Power 5 programs with 108 stolen bases. Junior speedster Jay Charleston finished the year with 41 steals, becoming the first SEC player to steal 40-plus bases in a season since VFLs Chris Burke (49) and Stevie Daniel (46) both accomplished the feat back in 2001.

The Big Orange had five players earn postseason honors. Sophomore designated hitter Evan Russell became just the seventh player in program history to earn Google Cloud Academic All-America honors, earning a spot on the third team. Sophomore newcomer Alerick Soularie garnered numerous accolades, earning All-America honors from D1Baseball.com (Third Team) and Rawlings/Perfect Game (Honorable Mention) while also being named first-team All-SEC after leading the team with a .357 batting average, .602 slugging percentage and .466 on-base percentage. Junior pitcher Garrett Stallings was named the SEC Scholar-Athlete of the Year and also earned a spot on the SEC All-Defensive Team after leading UT with a career-best eight wins and 106 strikeouts. Andre Lipcius, Redmond Walsh and Soularie were all named to the ABCA/Rawlings All-South Region second team as well.

Tennessee also had six players selected in the 2019 Major League Baseball Draft, tying the most since 2015. Andre Lipcius (third round), Stallings (fifth round), Andrew Schultz (sixth round), Zach Linginfelter (ninth round), Ricky Martinez (18th round) and Charleston (26th round) were all among those picked. With the 83rd overall pick by the Detroit Tigers, Lipcius became the highest-drafted UT player since current Cincinnati Reds' outfielder Nick Senzel went No. 2 overall in 2016. Vitello has now coached seven players during his two seasons with the Vols that have been drafted.

In his first season at Tennessee, Vitello led the Vols to a 29-27 overall record and engineered an impressive turnaround from 2017 in SEC play. After winning just seven conference games in 2017, Vitello helped lead UT to 12 wins and three series victories in conference play, including a sweep of Alabama and series victories over ranked foes Texas A&M and Kentucky. Tennessee posted a 9-6 record at home in league play, which was the program's best since 2005.

During a full-time, Division I coaching career spanning 17 years, Vitello has signed and developed seven first-round MLB Draft picks and a handful of players who advanced to the big leagues. That list includes Andrew Benintendi, Brandon Finnegan, Kyle Gibson, All-Star Aaron Crow, Gold Glove Award winner and four-time All-Star Ian Kinsler and five-time All-Star, three-time Cy Young Award winner Max Scherzer and most recently, Crochet, who became the first player to go from the draft to the big leagues without playing in the minors since Mike Leake in 2010. He made six appearances for the White Sox during the 2020 season.

Vitello already boasts the incredibly rare distinction of having mentored both a National Hitter of the Year (Benintendi) and National Pitcher of the Year (Crow). Benintendi won the 2015 Golden Spikes Award as America's top amateur baseball player, while Crow--who Vitello coached during his tenure on staff at his alma mater, Missouri--claimed the 2008 Roger Clemens Award.

A three-year letterwinner at Missouri (2000-02), Vitello earned Academic All-Big 12 Conference honors as a senior and was named to the Big 12 Commissioner's Honor Roll twice. Following his playing career and the completion of his management degree at MU, Vitello joined the Missouri coaching staff as a volunteer assistant in 2003 and completed his course work for his master's degree in Business. In 2004, he was elevated to full-time assistant coach.

COACHING STAFF



#22 TONY VITELLO
Head Coach
4th Year at Tennessee



#3 FRANK ANDERSON
Assistant Coach/Pitching
4th Year at Tennessee



#24 JOSH ELANDER
Asst. Coach/Recruiting Coord.
4th Year at Tennessee



#23 ROSS KIVETT
Asst. Coach/Camp Coord.
4th Year at Tennessee



QUENTIN EBERHARDT
Dir. of Sports Performance
4th Year at Tennessee

SEC STANDINGS

EASTERN DIVISION

SCHOOL	CONF	OVERALL	PCT	HOME	ROAD	NEUTRAL	T25	STRK
Tennessee	17-7	38-11	.776	24-7	14-4	0-0	8-4	W5
Vanderbilt	16-7	35-10	.778	24-5	11-5	0-0	13-9	W3
Florida	15-9	33-15	.688	26-6	7-9	0-0	10-10	L1
South Carolina	12-12	28-18	.609	20-6	7-11	1-1	8-13	L1
Georgia	11-13	28-18	.609	19-11	9-7	0-0	5-8	L1
Kentucky	11-13	27-17	.614	21-10	6-7	0-0	4-10	L2
Missouri	5-19	12-32	.273	5-12	7-16	0-4	2-15	L9

WESTERN DIVISION

SCHOOL	CONF	OVERALL	PCT	HOME	ROAD	NEUTRAL	T25	STRK
Arkansas	17-7	37-9	.804	23-5	11-4	3-0	12-3	W2
Mississippi State	16-8	35-11	.761	23-6	9-4	3-1	12-9	L1
Ole Miss	14-10	34-14	.708	25-7	6-7	3-0	12-6	W1
Alabama	11-12	28-17	.622	19-10	9-7	0-0	2-9	L2
LSU	9-15	30-18	.625	22-12	8-6	0-0	6-13	W1
Texas A&M	7-17	27-23	.540	20-11	4-11	3-1	8-13	W1
Auburn	6-18	20-24	.455	12-13	7-9	1-2	6-14	L1

As of May 13

AROUND THE SEC - WEEKEND SLATE

THURSDAY, MAY 13

Missouri at Mississippi State - 8:30 p.m.

FRIDAY, MAY 14

Arkansas at Tennessee - 6:30 p.m.

Georgia at Florida - 6:30 p.m.

South Carolina at Kentucky - 6:30 p.m.

Texas A&M at Auburn - 7 p.m.

Vanderbilt at Ole Miss - 7 p.m.

Missouri at Mississippi State - 7:30 p.m.

Alabama at LSU - 8 p.m.

SATURDAY, MAY 15

Arkansas at Tennessee - 12 p.m.

South Carolina at Kentucky - 2 p.m.

Missouri at Mississippi State - 2 p.m.

Texas A&M at Auburn - 3 p.m.

Alabama at LSU - 3 p.m.

Vanderbilt at Ole Miss - 5 p.m.

Georgia at Florida - 6:30 p.m.

SUNDAY, MAY 16

Georgia at Florida - 12 p.m.

Arkansas at Tennessee - 1 p.m.

South Carolina at Kentucky - 1 p.m.

Texas A&M at Auburn - 2 p.m.

Alabama at LSU - 3 p.m.

Vanderbilt at Ole Miss - 3 p.m.

SEC PRESEASON POLL

TEAM POINTS

Eastern Division

1. Florida (13)	91
2. Vanderbilt (1)	79
3. Tennessee	58
4. South Carolina	55
5. Georgia	51
6. Missouri	28
7. Kentucky	23

Western Division

1. Ole Miss (7)	78
2. Mississippi State (3)	73
3. Arkansas (2)	72
4. LSU (2)	63
5. Texas A&M	36
6. Auburn	32
7. Alabama	31

First-place votes in parentheses

UT IN THE POLLS

	USA TODAY	D1	BA	CB	NCBWA	PG
PRE/WI	16	19	19	35	20	NR
W2	--	18	17	27	15	--
W3	17	18	22	29	18	NR
W4	14	15	23	28	15	NR
W5	10	13	18	29	11	19
W6	9	12	16	27	10	15
W7	6	9	10	7	7	9
W8	4	6	7	4	4	4
W9	3	5	5	4	4	3
W10	5	6	7	6	5	10
W11	4	4	7	6	4	7
W12	6	5	6	6	6	7
W13	5	4	5	6	5	5
W14						
W15						
W16						
W17						
W18						
FINAL						

-- denotes no poll released that week

NATIONAL POLLS

USA Today Coaches (5/10)		D1Baseball.com (5/10)		Baseball America (5/10)		Collegiate Baseball (5/10)		NCBWA (5/10)		Perfect Game (5/10)	
School	Record	School	Record	School	Record	School	Record	School	Record	School	Record
1. Arkansas	36-9	1. Arkansas	36-9	1. Arkansas	36-9	1. Arkansas	36-9	1. Arkansas	36-9	1. Arkansas	36-9
2. Vanderbilt	34-10	2. Vanderbilt	34-10	2. Vanderbilt	34-10	2. Vanderbilt	34-10	2. Vanderbilt	34-10	2. Mississippi State	35-11
3. Mississippi State	35-11	3. Mississippi State	35-11	3. Mississippi State	35-11	3. Mississippi State	35-11	3. Mississippi State	35-11	3. Vanderbilt	34-10
4. Texas	38-12	4. Tennessee	37-11	4. Notre Dame	25-10	4. Texas	38-12	4. Texas	38-12	4. Texas	38-12
5. Tennessee	37-11	5. Texas	38-12	5. Tennessee	37-11	5. TCU	34-12	5. Tennessee	37-11	5. Tennessee	37-11
6. TCU	34-12	6. TCU	34-12	6. TCU	34-12	6. Tennessee	37-11	6. TCU	34-12	6. Notre Dame	25-10
7. Florida	33-14	7. Texas Tech	31-11	7. Texas	38-12	7. Florida	33-14	7. Texas Tech	31-11	7. Florida	33-14
8. Texas Tech	31-11	8. Notre Dame	25-10	8. Texas Tech	31-11	8. Louisville	26-15	8. Florida	33-14	8. Texas Tech	31-11
9. Oregon	30-11	9. Florida	33-14	9. Florida	33-14	9. Texas Tech	31-11	9. Oregon	30-11	9. TCU	34-12
10. Notre Dame	25-10	10. Oregon	30-11	10. Arizona	32-13	10. Stanford	26-10	10. East Carolina	33-10	10. Florida State	25-17
11. East Carolina	33-10	11. East Carolina	33-10	11. Louisville	26-15	11. Arizona	32-13	11. Notre Dame	25-10	11. Stanford	26-10
12. Arizona	32-13	12. Stanford	26-10	12. East Carolina	33-10	12. Oregon	30-11	12. Arizona	32-13	12. East Carolina	33-10
13. Stanford	26-10	13. Arizona	32-13	13. Florida State	25-17	13. East Carolina	33-10	13. Louisville	26-15	13. Louisville	26-15
14. Ole Miss	33-14	14. Louisiana Tech	33-12	14. Stanford	26-10	14. Ole Miss	33-14	14. Stanford	26-10	14. Indiana	23-10
15. Louisville	26-15	15. Louisville	26-15	15. Oregon	30-11	15. Notre Dame	25-10	15. Louisiana Tech	33-12	15. Arizona	32-13
16. Louisiana Tech	33-12	16. Pittsburgh	22-13	16. Pittsburgh	22-13	16. South Carolina	28-17	16. Ole Miss	33-14	16. Oregon	30-11
17. Southern Miss	33-15	17. Florida State	25-17	17. Ole Miss	33-14	17. UCLA	27-15	17. Florida State	25-17	17. Liberty	33-11
18. Pittsburgh	22-13	18. Ole Miss	33-14	18. Louisiana Tech	34-12	18. UC Irvine	29-15	18. Charlotte	35-14	18. Charlotte	35-14
19. Florida State	25-17	19. Southern Miss	33-15	19. Charlotte	35-14	19. Pittsburgh	22-13	19. UCLA	27-15	19. UC Irvine	29-15
20. Charlotte	35-14	20. Charlotte	35-14	20. Southern Miss	33-14	20. Louisiana Tech	33-12	20. Southern Miss	33-15	20. South Carolina	28-17
21. South Carolina	28-17	21. Indiana	23-10	21. Indiana	23-10	21. Oklahoma State	27-15-1	21. South Carolina	28-17	21. Southern Miss	33-15
22. UCLA	27-15	22. Gonzaga	27-13	22. UC Irvine	29-15	22. Arizona State	27-15	22. Pittsburgh	22-13	22. Ole Miss	33-14
23. Indiana	23-10	23. UCLA	27-15	23. Old Dominion	33-13	23. Michigan	23-12	23. Oregon State	31-15	23. Pittsburgh	22-13
24. Old Dominion	33-13	24. UC Irvine	29-15	24. South Carolina	28-17	24. Charlotte	35-14	24. Gonzaga	27-13	24. UCLA	27-15
25. UC Irvine	29-15	25. South Carolina	28-17	25. Fairfield	32-1	25. Georgia Tech	24-18	25. Old Dominion	33-13	25. Old Dominion	33-13

* Records displayed are from date of poll release

PROJECTED STARTER - GAME 1



36

CHAD DALLAS

Jr. | RHP | 5-11 | 206 | Orange, Texas (Panola College)

CAREER STATS

Season	W-L	GP-GS	CG	SHO	IP	H	R	ER	HR	BB	K	SV	WHIP	BAA	ERA
2020	3-0	4-4	0	0	21.1	19	6	6	0	6	21	0	1.17	.235	2.53
2021	8-1	11-11	0	0	67.2	60	32	29	12	12	87	0	1.06	.233	3.86
TOTALS	11-1	15-15	0	0	89.0	79	38	35	1	18	108	0	1.09	.233	3.54

SEASON HIGHS

Innings (Starter) 7.0 (5x) last at Missouri (5/7)
 Innings (Reliever) N/A
 Runs Allowed 6 at Georgia (3/19)
 ER Allowed 6 at Georgia (3/19)
 Strikeouts 11 (2x) last vs. Florida (4/9)
 Walks 2 (4x) last vs. Kentucky (4/29)
 Hits Allowed 9 (2x) last at Georgia (3/19)
 Wild Pitches 2 at Georgia (3/19)

CAREER HIGHS

Innings (Starter) 7.0 (5x) last at Missouri (5/7/21)
 Innings (Reliever) N/A
 Runs Allowed 6 at Georgia (3/19/21)
 ER Allowed 6 at Georgia (3/19/21)
 Strikeouts 11 (2x) last vs. Florida (4/9/21)
 Walks 2 (5x) last vs. Kentucky (4/29)
 Hits Allowed 9 (2x) last at Georgia (3/19/21)
 Wild Pitches 2 at Georgia (3/19/21)

GAME-BY-GAME STATS

#36 Chad Dallas - 11 appearances (All games)

Date	Opponent	GS	IP	H	R	ER	BB	SO	2B	3B	HR	WP	BK	HBP	IBB	Score	W-L	Sv	ERA	NP
Feb 19	at Georgia Southern	*	6.1	2	2	2	1	7	0	0	1	1	0	0	0	5-3	1-0	0	2.84	80
Feb 26	INDIANA STATE	*	5.0	9	3	3	1	9	0	0	1	0	0	0	0	4-3	1-0	0	3.97	89
Mar 12	UNC GREENSBORO	*	5.1	1	1	1	2	7	0	0	1	0	0	1	0	6-2	2-0	0	3.24	85
Mar 19	at Georgia	*	6.1	9	6	6	2	9	1	0	0	2	0	0	0	11-6	3-0	0	4.70	98
Mar 26	LSU	*	7.0	5	1	1	1	11	0	0	1	0	0	1	0	3-1	4-0	0	3.90	101
Apr 2	at Alabama	*	3.2	5	3	3	2	6	0	0	0	0	0	1	0	4-7	4-0	0	4.28	71
Apr 09	FLORIDA	*	7.0	7	4	3	0	11	0	0	3	0	0	0	0	6-4	5-0	0	4.20	102
Apr 16	VANDERBILT	*	7.0	5	3	2	0	7	2	0	2	0	0	0	0	0-5	5-1	0	3.97	98
Apr 24	at Texas A&M-1	*	7.0	5	1	1	0	5	1	0	0	0	0	1	0	6-1	6-1	0	3.62	97
Apr 29	KENTUCKY	*	6.0	6	4	3	2	7	0	0	2	1	0	0	0	14-4	7-1	0	3.71	105
May 07	at MIZZOU	*	7.0	6	4	4	1	8	1	0	1	0	0	1	0	5-4	8-1	0	3.86	98
Totals		11	67.2	60	32	29	12	87	5	0	12	4	0	5	0	64-40	8-1	0	3.86	-

BIO INFORMATION

Full Bio on UTSports.com

CAREER HONORS

- 2019-20 SEC First-Year Academic Honor Roll

2021 - JUNIOR

- Threw seven solid innings and had eight strikeouts in win at Missouri (5/7) to earn the victory and improve to 8-1 on the year
- Overcame a rocky start to pitch six solid innings and earn his seventh win of the season in UT's series-opening win vs. Kentucky (4/29), finishing with seven strikeouts
- Earned the win in series opener at Texas A&M (4/24) to improve to 6-1 on the year after allowing just one run on five hits in seven innings
- Struck out seven and gave up just two earned runs in seven solid innings but was stuck with his first-career loss vs. Vanderbilt (4/16)
- Improved to 5-0 on the year after tying a career high with 11 strikeouts in seven innings of work vs. No. 9 Florida (4/9)
- Set the tone for Tennessee's series sweep of LSU with an incredible performance on Friday night, setting a career high with 11 strikeouts in seven innings pitched while allowing just one run to improve to 4-0 on the year (3/26)
- Earned his third win of the year and tied a career high with nine strikeouts in his SEC debut at Georgia (3/19)
- Carried a no-hitter into the sixth inning and ended up allowing one run on one hit with seven strikeouts in 5.1 innings to earn the win vs. UNC Greensboro (3/12)
- Struck out a career-high nine batters in five innings of work during Tennessee's home opener against Indiana State (2/26)
- Carried a no-hitter in the seventh inning on Opening Day and earned the win after striking out seven and allowing just two runs on two hits at Georgia Southern (2/19)

PERSONAL

- Full name is John Chadwell Dallas
- Nickname is "Cheese"
- Born on June 26, 2000
- Majoring in Communication Studies
- Son of Tony and Nancy Dallas
- Has an older sister, Leigh Anne Dallas, and an older brother, Jack Dallas
- Brother, Jack is a pitcher at Lamar University and father, Tony played baseball at Panola College
- Member of the National Honor Society
- Enjoys playing golf

PROJECTED STARTER - GAME 2



11

WILL HEFLIN

Sr. | LHP | 5-11 | 175 | Morristown, Tenn. (Morristown West HS)

CAREER STATS

Season	W-L	GP-GS	CG	SHO	IP	H	R	ER	HR	BB	K	SV	WHIP	BAA	ERA
2017	0-0	12-0	0	0	15.1	13	5	5	3	8	8	0	1.37	.232	2.93
2018	4-3	17-5	0	0	38.1	45	27	24	6	23	28	0	1.77	.293	5.63
2019	4-1	26-1	0	0	32.2	29	14	8	2	14	35	0	1.32	.238	2.60
2020	DNP - INJURY/COVID-19														
2021	2-2	13-11	0	0	54.0	63	29	25	10	9	51	0	1.33	.294	4.17
TOTALS	10-6	68-17	0	0	140.1	150	75	62	21	54	122	0	1.45	.275	3.98

SEASON HIGHS

Innings (Starter)7.0 (2x) last vs. Vanderbilt (4/17)
Innings (Reliever)4.2 vs. Indiana State (2/27)
Runs Allowed6 vs. UNC Greensboro (3/13)
ER Allowed6 vs. UNC Greensboro (3/13)
Strikeouts8 (2x) last vs. Georgia State (3/5)
Walks2 (2x) last vs. Florida (4/10)
Hits Allowed8 vs. Kentucky (4/30)
Wild Pitches2 vs. Kentucky (4/30)

CAREER HIGHS

Innings (Starter) ...7.0 (2x) last vs. Vanderbilt (4/17/21)
Innings (Reliever)4.2 vs. Indiana State (2/27/21)
Runs Allowed7 vs. Florida (4/7/18)
ER Allowed7 vs. Florida (4/7/18)
Strikeouts8 (2x) last vs. Georgia State (3/5/21)
Walks4 vs. Tennessee Tech (4/25/18)
Hits Allowed8 vs. Kentucky (4/30/21)
Wild Pitches2 (2x) last vs. Kentucky (4/30/21)

GAME-BY-GAME STATS

#11 Will Heflin - 13 appearances (All games)

Date	Opponent	GS	IP	H	R	ER	BB	SO	2B	3B	HR	WP	BK	HBP	IBB	Score	W-L	Sv	ERA	NP
Feb 23	ARKANSAS-PINE BLU		3.1	1	0	0	1	8	0	0	0	0	0	0	0	21-1	1-0	0	0.00	51
Feb 27	INDIANA STATE-1		4.2	4	1	1	1	1	1	0	0	0	0	0	1	1-3	1-0	0	1.12	59
Mar 05	GEORGIA STATE	*	7.0	6	1	1	0	8	0	0	1	0	0	0	0	6-1	2-0	0	1.20	99
Mar 09	at Charlotte	*	1.0	2	1	1	0	1	0	0	0	1	0	0	0	0-9	2-1	0	1.69	21
Mar 13	UNC GREENSBORO	*	2.0	5	6	6	2	4	0	1	2	0	0	0	0	14-9	2-1	0	4.50	58
Mar 20	at Georgia	*	3.1	5	1	1	0	2	1	0	0	1	0	0	0	4-5	2-1	0	4.22	63
Mar 27	LSU	*	3.1	6	2	2	1	6	0	0	1	0	0	0	0	9-8	2-1	0	4.38	58
Apr 3	at Alabama	*	5.2	6	1	1	0	5	1	0	1	0	0	0	0	8-4	2-1	0	3.86	68
Apr 10	FLORIDA	*	3.2	5	3	3	2	1	1	0	1	0	0	0	0	5-4	2-1	0	4.24	71
Apr 17	VANDERBILT	*	7.0	5	4	1	1	4	0	0	2	1	0	0	0	8-4	2-1	0	3.73	95
Apr 24	at Texas A&M-2	*	3.2	5	2	2	0	1	0	0	1	0	0	0	0	5-6	2-1	0	3.83	55
Apr 30	KENTUCKY	*	6.1	8	3	3	0	6	1	0	1	2	0	0	0	2-8	2-2	0	3.88	74
May 08	at MIZZOU	*	3.0	5	4	3	1	4	2	0	0	0	0	1	0	11-4	2-2	0	4.17	74
Totals		11	54.0	63	29	25	9	51	7	1	10	5	0	2	0	94-66	2-2	0	4.17	-

BIO INFORMATION

Full Bio on UTSports.com

CAREER HONORS

- 2020 Spring SEC Academic Honor Roll
- 2019 Spring SEC Academic Honor Roll
- 2018 Spring SEC Academic Honor Roll
- 2016-17 SEC First-Year Academic Honor Roll

2021 - SENIOR (COVID)

- Tied a career high with 7.0 innings pitched while allowing just one earned run and striking out four batters in UT's win vs. Vanderbilt (4/17)
- Started and pitched 5.2 innings in win at Alabama (4/3), striking out five batters while allowing one run on six hits
- Made his first-career SEC start in Game 2 of UT's SEC opening series at Georgia (3/20), allowing one run on five hits while striking out two batters in 3.1 innings
- Made first-career weekend start was dominant in a career-high seven innings of work, allowing just one run while tying a career high with eight strikeouts vs. Georgia State (3/5)
- Had a solid relief outing against Indiana State (2/27), allowing one run on four hits in 4.2 innings of work
- Was lights out in his season debut, allowing just one hit and one walk while tying a career high with eight strikeouts in 3.1 scoreless innings of relief to earn the win vs. Arkansas-Pine Bluff (2/23)

PERSONAL

- Full name is William George Heflin
- Born April 9, 1997 in Knoxville, Tenn.
- Earned bachelor's degree in supply chain management
- Working toward a master's degree in Recreation and Sport Management
- Son of George and Tracy Heflin
- Has two siblings, Kenneth and Matthew
- Married his wife, Erika Long Heflin, on Oct. 23, 2020

PROJECTED STARTER - GAME 3



29

BLADE TIDWELL

Fr. | RHP | 6-4 | 200 | Loretto, Tenn. (Loretto HS)

CAREER STATS

Season	W-L	GP-GS	CG	SHO	IP	H	R	ER	HR	BB	K	SV	WHIP	BAA	ERA
2021	6-2	12-12	0	0	63.0	61	30	26	6	21	58	0	1.30	.261	3.71
TOTALS	6-2	12-12	0	0	63.0	61	30	26	6	21	58	0	1.30	.261	3.71

SEASON HIGHS

Innings (Starter)	7.1 at Georgia (3/21)
Innings (Reliever)	N/A
Runs Allowed	6 at Texas A&M (4/25)
ER Allowed	6 at Texas A&M (4/25)
Strikeouts	7 (2x) last vs. LSU (3/28)
Walks	3 (3x) last vs. Kentucky (5/1)
Hits Allowed	9 at Alabama (4/4)
Wild Pitches	2 vs. Kentucky (5/1)

CAREER HIGHS

Innings (Starter)	7.1 at Georgia (3/21/21)
Innings (Reliever)	N/A
Runs Allowed	6 at Texas A&M (4/25/21)
ER Allowed	6 at Texas A&M (4/25/21)
Strikeouts	7 (2x) last vs. LSU (3/28/21)
Walks	3 (3x) last vs. Kentucky (5/1/21)
Hits Allowed	9 at Alabama (4/4/21)
Wild Pitches	2 vs. Kentucky (5/1/21)

GAME-BY-GAME STATS

#29 Blade Tidwell - 12 appearances (All games)

Date	Opponent	GS	IP	H	R	ER	BB	SO	2B	3B	HR	WP	BK	HBP	IBB	Score	W-L	Sv	ERA	NP
Feb 20	at Georgia Southern	*	4.0	4	2	1	1	2	1	0	0	1	0	0	0	5-3	0-0	0	2.25	50
Feb 27	INDIANA STATE-1	*	4.0	4	2	1	1	6	2	0	0	0	0	0	0	1-3	0-1	0	2.25	81
Mar 06	GEORGIA STATE	*	6.0	4	0	0	2	7	1	0	0	0	0	0	0	5-1	1-1	0	1.29	101
Mar 14	UNC GREENSBORO	*	6.0	4	2	2	1	6	0	0	0	0	0	1	0	9-3	2-1	0	1.80	83
Mar 21	at Georgia	*	7.1	4	1	1	2	6	0	1	0	0	0	0	0	4-1	3-1	0	1.65	110
Mar 28	LSU	*	5.2	8	2	2	1	7	1	0	1	0	0	0	1	3-2	3-1	0	1.91	108
Apr 4	at Alabama	*	5.1	9	5	4	1	5	3	0	2	0	1	0	0	9-8	4-1	0	2.58	73
Apr 11	FLORIDA	*	5.0	8	3	3	3	4	3	0	1	0	0	0	0	6-7	4-1	0	2.91	94
Apr 18	VANDERBILT	*	3.0	6	4	4	1	3	0	0	1	0	0	0	0	4-10	4-2	0	3.50	70
Apr 25	at Texas A&M	*	4.1	4	6	6	3	2	0	0	1	1	0	0	0	20-7	4-2	0	4.26	74
May 01	KENTUCKY	*	5.1	4	2	1	3	5	1	0	0	2	0	0	0	11-2	5-2	0	4.02	75
May 09	at MIZZOU	*	7.0	2	1	1	2	5	0	0	0	0	0	0	0	10-2	6-2	0	3.71	103
Totals		12	63.0	61	30	26	21	58	12	1	6	4	1	1	1	87-49	6-2	0	3.71	-

BIO INFORMATION

Full Bio on UTSports.com

CAREER HONORS

- 2021 Perfect Game Midseason Freshman All-American
- SEC Freshman of the Week (3/22/21)
- No. 15 on D1Baseball.com's Top 2022 College MLB Draft SEC Prospects List
- No. 20 on D1Baseball.com's 2021 SEC Impact Freshmen List

2021 - FRESHMAN

- Had one of his best outings of the year in series finale at Missouri (5/9), allowing just one run on two hits in seven innings to earn the win and improve to 6-2
- Improved to 5-2 on the year after pitching 5.1 solid innings in win over Kentucky (5/1), allowing just one earned run on four hits while striking out five batters
- Earned a hard-fought win in series finale at Alabama (4/4) to improve to 4-1 on the year
- Allowed two runs in 5.2 innings pitched and tied a career high with seven strikeouts vs. LSU (3/28)
- Was named SEC Freshman of the Week after a dominant performance in his SEC debut at Georgia (3/21), allowing just one run on four hits while striking out six in a career-high 7.1 innings pitched in Sunday's rubber game in Athens
- Improved to 2-1 on the year after striking out six batters and allowed two runs on four hits in six innings vs. UNC Greensboro (3/14)
- Earned his first-career win after throwing six shutout innings and setting a career high with seven strikeouts vs. Georgia State (3/6)
- Started and struck out six batters in his Lindsey Nelson Stadium debut against Indiana State (2/27)
- Made his collegiate debut by starting Game 2 of season-opening series at Georgia Southern (2/20). Allowed two runs (one earned) on four hits in four innings of work

PERSONAL

- Full name is Janzen Blade Tidwell
- Born on June 8, 2001
- Son of Vashon and Debbie Tidwell



2021 Tennessee Baseball Overall Statistics for Tennessee (as of May 12, 2021) (All games Sorted by Batting avg)



Record: 38-11 Home: 24-7 Away: 14-4 SEC: 17-7

Player	avg	gp-gs	ab	r	h	2b	3b	hr	rbi	tb	slg%	bb	hp	so	gdp	ob%	sf	sh	sb-att	po	a	e	fld%
4 Liam Spence	.389	46-45	167	49	65	9	2	2	26	84	.503	43	8	33	1	.530	1	1	5-8	38	87	4	.969
7 Jake Rucker	.342	48-48	193	39	66	15	2	7	46	106	.549	22	6	53	0	.422	2	1	6-9	19	72	7	.929
1 Drew Gilbert	.283	48-48	191	29	54	11	0	6	47	83	.435	13	12	28	2	.361	3	0	7-8	96	1	1	.990
27 Jordan Beck	.269	48-47	186	29	50	12	2	9	45	93	.500	20	2	40	2	.340	4	0	6-6	96	4	1	.990
2 Max Ferguson	.260	48-48	173	33	45	8	2	7	31	78	.451	40	3	52	2	.398	5	5	14-18	73	118	7	.965
10 Pete Derkay	.258	39-30	124	24	32	6	1	2	11	46	.371	21	5	16	2	.384	1	2	5-7	57	3	1	.984
6 Evan Russell	.244	44-36	135	30	33	7	1	12	35	78	.578	22	3	41	4	.363	0	1	3-4	67	5	0	1.000
40 Luc Lipcius	.225	48-45	160	29	36	6	0	9	30	69	.431	26	4	45	1	.344	2	0	4-4	349	17	1	.997

13 Cortland Lawson	.357	12-2	14	4	5	1	0	1	3	9	.643	0	1	5	0	.400	0	0	0-0	3	14	2	.895
21 Trey Lipscomb	.321	13-6	28	7	9	3	0	1	8	15	.536	4	1	6	1	.424	0	0	1-2	10	9	0	1.000
12 Kyle Booker	.314	22-12	51	16	16	4	0	1	10	23	.451	7	1	17	0	.393	2	0	1-1	19	0	1	.950
19 Jackson Greer	.297	22-18	64	13	19	5	0	3	9	33	.516	14	4	19	0	.446	1	1	1-2	165	11	1	.994
5 Logan Steenstra	.292	26-15	48	12	14	8	1	0	6	24	.500	10	6	15	0	.462	1	2	3-3	47	28	7	.915
8 Christian Scott	.278	24-9	36	10	10	3	0	0	5	13	.361	10	0	6	2	.426	1	1	2-2	21	1	0	1.000
17 Connor Pavolony	.219	31-29	96	19	21	4	0	4	11	37	.385	14	6	31	4	.350	1	2	3-3	252	23	5	.982
30 Ethan Payne	.182	12-0	11	5	2	0	0	0	0	2	.182	2	0	5	0	.308	0	0	0-0	7	2	0	1.000
9 Jorel Ortega	.136	11-3	22	8	3	1	0	1	3	7	.318	6	2	10	0	.355	1	0	0-0	3	3	1	.857
18 Hunter Ensley	.000	1-0	1	0	0	0	0	0	0	0	.000	0	0	0	0	.000	0	0	0-0	0	0	0	.000
37 Brock Lucas	.000	1-0	0	1	0	0	0	0	0	0	.000	0	0	0	0	.000	0	0	0-0	0	0	0	.000
Totals	.282	49	1700	357	480	103	11	65	326	800	.471	274	64	422	21	.397	25	16	61-77	1340	463	46	.975
Opponents	.240	49	1683	216	404	63	2	52	198	627	.373	126	28	456	23	.301	14	19	62-76	1284	362	61	.964

LOB - Team (442), Opp (315). DPs turned - Team (26), Opp (26). CI - Team (1), PAVOLONY, C. 1, Opp (4). IBB - Team (9), SPENCE, L. 3, RUCKER, J. 2, DERKAY 2, BECK, J. 1, GILBERT, D. 1, Opp (1). Picked off - LIPCIUS, L. 2, SPENCE, L. 2, BOOKER, K. 1, FERGUSON, M. 1, RUCKER, J. 1.

(All games Sorted by Earned run avg)

Player	era	w-l	app	gs	cg	sho	sv	ip	h	r	er	bb	so	2b	3b	hr	b/avg	wp	hp	bk	sfa	sha
29 Blade Tidwell	3.71	6-2	12	12	0	0/0	0	63.0	61	30	26	21	58	12	1	6	.261	4	1	1	3	3
36 Chad Dallas	3.86	8-1	11	11	0	0/0	0	67.2	60	32	29	12	87	5	0	12	.233	4	5	0	1	1
11 Will Heflin	4.17	2-2	13	11	0	0/0	0	54.0	63	29	25	9	51	7	1	10	.294	5	2	0	1	6

1 Drew Gilbert	0.00	1-0	7	0	0	0/1	0	8.1	3	0	0	5	8	1	0	0	.115	1	2	0	0	0
31 Jackson Leath	0.00	0-0	2	1	0	0/0	0	6.1	4	0	0	2	8	1	0	0	.182	0	0	0	0	0
41 Will Mabrey	1.35	0-0	10	0	0	0/0	0	6.2	5	2	1	2	7	0	0	1	.217	0	0	0	0	0
33 Mark McLaughlin	1.71	2-0	13	4	0	0/1	0	31.2	11	7	6	19	37	2	0	0	.107	1	1	0	0	0
46 Redmond Walsh	2.51	3-1	19	0	0	0/0	5	28.2	27	14	8	6	34	4	0	3	.239	2	1	1	1	2
35 Kirby Connell	2.58	1-1	21	0	0	0/0	2	38.1	36	16	11	2	35	6	0	4	.245	0	2	0	2	2
48 Zander Sechrist	3.00	2-0	7	0	0	0/1	0	9.0	8	4	3	1	10	0	0	1	.250	0	0	0	1	0
32 Sean Hunley	3.15	7-2	23	0	0	0/0	5	45.2	34	19	16	10	51	8	0	5	.202	2	4	0	1	1
26 Jason Rackers	3.24	1-1	5	3	0	0/0	0	8.1	8	6	3	2	9	2	0	1	.242	2	3	0	0	0
20 Connor Housley	3.48	0-0	12	0	0	0/0	0	10.1	8	4	4	6	14	2	0	1	.205	1	0	0	0	0
28 Elijah Pleasants	3.68	2-1	13	2	0	0/1	0	22.0	23	13	9	5	13	3	0	2	.277	4	2	1	1	2
16 Camden Sewell	4.13	2-0	14	2	0	0/1	1	28.1	23	13	13	11	22	5	0	1	.223	4	3	0	2	2
25 Christian Delashmit	5.79	0-0	6	0	0	0/0	0	4.2	6	4	3	1	4	0	0	2	.316	2	0	0	1	0
15 Shawn Scott	6.75	0-0	3	0	0	0/0	0	2.2	3	5	2	5	1	0	0	1	.250	2	1	0	0	0
34 Hollis Fanning	7.71	0-0	3	0	0	0/0	0	2.1	5	2	2	0	1	3	0	0	.417	0	0	0	0	0
42 Jake Fitzgibbons	8.31	1-0	7	3	0	0/0	0	8.2	13	13	8	6	6	2	0	2	.333	3	0	0	0	0
37 Brock Lucas	99.00	0-0	1	0	0	0/0	0	0.0	3	3	3	1	0	0	0	0	1.000	1	1	0	0	0
Totals	3.47	38-11	49	49	0	1/1	13	446.2	404	216	172	126	456	63	2	52	.240	38	28	3	14	19
Opponents	6.43	11-38	49	49	0	2/2	5	428.0	480	357	306	274	422	103	11	65	.282	55	64	8	25	16

PB - Team (6), GREER, J. 3, PAVOLONY, C. 3, Opp (15). Pickoffs - Team (11), DALLAS, C. 2, PLEASANTS, E 2, HEFLIN 2, TIDWELL, B. 2, PAVOLONY, C. 1, GREER, J. 1, SEWELL, C. 1, Opp (7). SBA/ATT - GREER, J. (32-35), PAVOLONY, C. (24-32), TIDWELL, B. (17-20), SEWELL, C. (7-8), HUNLEY, S. (6-8), PLEASANTS, E (7-8), DERKAY (6-7), McLAUGHLIN (5-7), DALLAS, C. (5-5), WALSH (3-3), HEFLIN (2-3), MABREY, W. (2-3), SCOTT, S. (2-2), SECHRIST, Z. (1-2), GILBERT, D. (2-2), RACKERS, J. (1-1), FITZGIBBONS (0-1), LEATH, J. (1-1), CONNELL, K. (0-1), HOUSLEY, C. (1-1).



2021 Tennessee Baseball
Conference statistics for Tennessee (as of May 11, 2021)
(SEC games only Sorted by Batting avg)



Record: 17-7 Home: 8-4 Away: 9-3 SEC: 17-7

Player	avg	gp-gs	ab	r	h	2b	3b	hr	rbi	tb	slg%	bb	hp	so	gdp	ob%	sf	sh	sb-att	po	a	e	fld%
4 Liam Spence	.404	24-24	89	26	36	5	0	1	11	44	.494	29	2	18	0	.558	0	0	1-3	24	44	1	.986
7 Jake Rucker	.330	24-24	100	19	33	11	1	5	24	61	.610	12	3	31	0	.414	1	0	2-3	7	38	2	.957
1 Drew Gilbert	.286	24-24	98	16	28	8	0	1	25	39	.398	8	8	16	2	.383	1	0	3-4	54	0	1	.982
6 Evan Russell	.279	24-22	86	18	24	6	1	10	29	62	.721	10	3	27	2	.374	0	0	2-2	40	4	0	1.000
27 Jordan Beck	.267	24-24	90	15	24	5	0	2	15	35	.389	16	1	21	1	.376	2	0	3-3	51	4	0	1.000
10 Pete Derkay	.254	18-15	59	11	15	3	0	1	5	21	.356	9	2	7	2	.366	1	1	3-4	5	0	1	.833
40 Luc Lipcius	.227	24-24	97	15	22	3	0	6	19	43	.443	10	1	32	1	.306	0	0	2-2	192	10	0	1.000
2 Max Ferguson	.224	24-24	85	15	19	2	0	4	13	33	.388	18	3	29	0	.370	2	4	4-5	29	66	4	.960
17 Connor Pavolony	.220	17-17	59	12	13	2	0	4	8	27	.458	9	2	19	3	.343	0	2	0-0	148	9	2	.987

8 Christian Scott	.333	6-0	3	1	1	0	0	0	0	1	.333	1	0	0	0	.500	0	0	0-0	0	0	0	.000
12 Kyle Booker	.278	10-4	18	4	5	1	0	0	0	6	.333	0	1	8	0	.316	0	0	1-1	9	0	1	.900
19 Jackson Greer	.269	8-7	26	8	7	0	0	3	4	16	.615	6	1	8	0	.424	0	0	1-1	63	4	0	1.000
5 Logan Steenstra	.261	12-7	23	5	6	4	1	0	1	12	.522	3	2	9	0	.379	1	1	1-1	13	16	4	.879
21 Trey Lipscomb	.000	4-0	3	0	0	0	0	0	0	0	.000	0	0	1	1	.000	0	0	0-0	4	0	0	1.000
30 Ethan Payne	.000	5-0	2	3	0	0	0	0	0	0	.000	0	0	2	0	.000	0	0	0-0	0	0	0	.000
13 Cortland Lawson	.000	3-0	1	0	0	0	0	0	0	0	.000	0	0	0	0	.000	0	0	0-0	1	1	1	.667
Totals	.278	24	839	168	233	50	3	37	154	400	.477	131	29	228	12	.390	8	8	23-29	650	221	22	.975
Opponents	.253	24	821	114	208	33	1	32	106	339	.413	55	10	209	12	.305	9	10	27-33	636	183	23	.973

LOB - Team (213), Opp (142). DPs turned - Team (14), Opp (17). CI - Team (1), PAVOLONY, C. 1, Opp (2). IBB - Team (6), SPENCE, L. 2, RUCKER, J. 2, BECK, J. 1, GILBERT, D. 1, Opp (1). Picked off - FERGUSON, M. 1, RUCKER, J. 1, BOOKER, K. 1.

(SEC games only Sorted by Earned run avg)

Player	era	w-l	app	gs	cg	sho	sv	ip	h	r	er	bb	so	2b	3b	hr	b/avg	wp	hp	bks	sfa	sha
11 Will Heflin	4.00	0-1	8	8	0	0/0	0	36.0	45	20	16	5	29	6	0	7	.306	4	1	0	1	3
36 Chad Dallas	4.06	6-1	8	8	0	0/0	0	51.0	48	26	23	8	64	5	0	9	.245	3	4	0	1	1
29 Blade Tidwell	4.60	4-1	8	8	0	0/0	0	43.0	45	24	22	16	37	8	1	6	.280	3	0	1	3	1

28 Elijah Pleasants	0.00	0-0	3	0	0	0/0	0	2.2	1	0	0	0	1	0	0	0	.125	0	0	0	0	0
25 Christian Delashmit	0.00	0-0	1	0	0	0/0	0	0.2	1	0	0	1	0	0	0	0	.333	0	0	0	0	0
33 Mark McLaughlin	2.79	1-0	5	0	0	0/0	0	9.2	4	4	3	8	9	1	0	0	.125	1	1	0	0	0
46 Redmond Walsh	3.38	0-1	9	0	0	0/0	2	13.1	14	8	5	3	15	1	0	2	.264	1	1	1	1	2
32 Sean Hunley	3.48	4-2	13	0	0	0/0	4	20.2	12	10	8	7	21	4	0	3	.164	2	1	0	1	0
16 Camden Sewell	3.95	2-0	7	0	0	0/0	1	13.2	10	6	6	5	12	3	0	0	.208	2	1	0	1	1
35 Kirby Connell	4.18	0-1	12	0	0	0/0	1	23.2	24	13	11	1	20	5	0	4	.270	0	1	0	1	2
41 Will Mabrey	5.40	0-0	4	0	0	0/0	0	1.2	2	2	1	0	1	0	0	1	.286	0	0	0	0	0
20 Connor Housley	13.50	0-0	2	0	0	0/0	0	0.2	2	1	1	1	0	0	0	0	.500	0	0	0	0	0
Totals	3.99	17-7	24	24	0	0/0	8	216.2	208	114	96	55	209	33	1	32	.253	16	10	2	9	10
Opponents	6.37	7-17	24	24	0	1/1	2	212.0	233	168	150	131	228	50	3	37	.278	21	29	1	8	8

PB - Team (1), PAVOLONY, C. 1, Opp (5). Pickoffs - Team (5), TIDWELL, B. 2, DALLAS, C. 2, HEFLIN 1, Opp (3). SBA/ATT - GREER, J. (15-17), PAVOLONY, C. (12-16), TIDWELL, B. (14-16), SEWELL, C. (6-7), McLAUGHLIN (1-3), DALLAS, C. (2-2), HUNLEY, S. (1-1), CONNELL, K. (0-1), HOUSLEY, C. (1-1), HEFLIN (1-1), WALSH (1-1).



2021 Tennessee Baseball
Game Results for Tennessee (as of May 12, 2021)
(All games)



Date	Opponent	Score	Inns	Overall	SEC	Pitcher of record	Attend	Time
Feb 19, 2021	at Georgia Southern	w 5-3	9	1-0-0	0-0-0	DALLAS, C. (W 1-0)	704	3:15
Feb 20, 2021	at Georgia Southern	w 5-3	9	2-0-0	0-0-0	WALSH (W 1-0)	767	3:05
Feb 21, 2021	at Georgia Southern	w 7-3	(12)	3-0-0	0-0-0	HUNLEY, S. (W 1-0)	709	3:56
Feb 23, 2021	ARKANSAS-PINE BLUFF	w 21-1	9	4-0-0	0-0-0	HEFLIN (W 1-0)	918	3:07
Feb 24, 2021	ARKANSAS-PINE BLUFF	w 14-6	9	5-0-0	0-0-0	GILBERT, D. (W 1-0)	914	3:23
Feb 26, 2021	INDIANA STATE	w 4-3	9	6-0-0	0-0-0	HUNLEY, S. (W 2-0)	852	2:51
Feb 27, 2021	INDIANA STATE-1	L 1-3	9	6-1-0	0-0-0	TIDWELL, B. (L 0-1)	927	3:02
Feb 27, 2021	INDIANA STATE-2	L 5-7	9	6-2-0	0-0-0	PLEASANTS, E (L 0-1)	927	3:50
Feb 28, 2021	INDIANA STATE	w 6-5	(11)	7-2-0	0-0-0	WALSH (W 2-0)	903	3:31
Mar 03, 2021	at Austin Peay	w 5-3	9	8-2-0	0-0-0	PLEASANTS, E (W 1-1)	537	3:16
Mar 05, 2021	GEORGIA STATE	w 6-1	9	9-2-0	0-0-0	HEFLIN (W 2-0)	958	2:57
Mar 06, 2021	GEORGIA STATE	w 5-1	9	10-2-0	0-0-0	TIDWELL, B. (W 1-1)	1025	2:52
Mar 07, 2021	GEORGIA STATE	w 7-0	9	11-2-0	0-0-0	PLEASANTS, E (W 2-1)	988	3:28
Mar 09, 2021	at Charlotte	L 0-9	9	11-3-0	0-0-0	HEFLIN (L 2-1)	145	2:51
Mar 12, 2021	UNC GREENSBORO	w 6-2	9	12-3-0	0-0-0	DALLAS, C. (W 2-0)	876	2:47
Mar 13, 2021	UNC GREENSBORO	w 14-9	9	13-3-0	0-0-0	McLAUGHLIN (W 1-0)	1007	3:25
Mar 14, 2021	UNC GREENSBORO	w 9-3	9	14-3-0	0-0-0	TIDWELL, B. (W 2-1)	999	2:55
Mar 16, 2021	ETSU	w 9-6	(10)	15-3-0	0-0-0	CONNELL, K. (W 1-0)	1019	3:45
* Mar 19, 2021	at #7 Georgia	w 11-6	9	16-3-0	1-0-0	DALLAS, C. (W 3-0)	664	3:33
* Mar 20, 2021	at #7 Georgia	L 4-5	9	16-4-0	1-1-0	WALSH (L 2-1)	664	3:03
* Mar 21, 2021	at #7 Georgia	w 4-1	9	17-4-0	2-1-0	TIDWELL, B. (W 3-1)	664	3:05
Mar 23, 2021	EASTERN KENTUCKY	w 13-5	9	18-4-0	2-1-0	SECHRIST, Z. (W 1-0)	1055	3:15
* Mar 26, 2021	#14 LSU	w 3-1	9	19-4-0	3-1-0	DALLAS, C. (W 4-0)	1384	2:40
* Mar 27, 2021	#14 LSU	w 9-8	(11)	20-4-0	4-1-0	HUNLEY, S. (W 3-0)	1067	4:14
* Mar 28, 2021	#14 LSU	w 3-2	(8)	21-4-0	5-1-0	HUNLEY, S. (W 4-0)	1238	2:26
Mar 30, 2021	WESTERN CAROLINA	w 9-2	9	22-4-0	5-1-0	FITZGIBBONS (W 1-0)	1329	2:54
* Apr 2, 2021	at Alabama	L 4-7	9	22-5-0	5-2-0	HUNLEY, S. (L 4-1)	1764	2:57
* Apr 3, 2021	at Alabama	w 8-4	(11)	23-5-0	6-2-0	SEWELL, C. (W 1-0)	1764	4:08
* Apr 4, 2021	at Alabama	w 9-8	9	24-5-0	7-2-0	TIDWELL, B. (W 4-1)	1764	3:03
Apr 06, 2021	EASTERN KENTUCKY	w 10-1	9	25-5-0	7-2-0	RACKERS, J. (W 1-0)	1367	2:39
* Apr 09, 2021	#9 FLORIDA	w 6-4	9	26-5-0	8-2-0	DALLAS, C. (W 5-0)	1477	2:28
* Apr 10, 2021	#9 FLORIDA	w 5-4	9	27-5-0	9-2-0	McLAUGHLIN (W 2-0)	1430	3:02
* Apr 11, 2021	#9 FLORIDA	L 6-7	9	27-6-0	9-3-0	HUNLEY, S. (L 4-2)	1537	3:14
Apr 13, 2021	at Western Carolina	w 14-12	9	28-6-0	9-3-0	WALSH (W 3-1)	115	4 hr
* Apr 16, 2021	#2 VANDERBILT	L 0-5	9	28-7-0	9-4-0	DALLAS, C. (L 5-1)	2390	2:28
* Apr 17, 2021	#2 VANDERBILT	w 8-4	9	29-7-0	10-4-0	HUNLEY, S. (W 5-2)	2263	2:44
* Apr 18, 2021	#2 VANDERBILT	L 4-10	9	29-8-0	10-5-0	TIDWELL, B. (L 4-2)	2450	3:15
Apr 20, 2021	TENNESSEE TECH	w 3-2	9	30-8-0	10-5-0	HUNLEY, S. (W 6-2)	1664	2:56
* Apr 24, 2021	at Texas A&M-1	w 6-1	9	31-8-0	11-5-0	DALLAS, C. (W 6-1)	-	2:34
* Apr 24, 2021	at Texas A&M-2	L 5-6	9	31-9-0	11-6-0	CONNELL, K. (L 1-1)	2504	3:06
* Apr 25, 2021	at Texas A&M	w 20-7	9	32-9-0	12-6-0	HUNLEY, S. (W 7-2)	1634	3:53
Apr 27, 2021	LIPSCOMB	L 1-4	9	32-10-0	12-6-0	RACKERS, J. (L 1-1)	1703	3:27
* Apr 29, 2021	KENTUCKY	w 14-4	9	33-10-0	13-6-0	DALLAS, C. (W 7-1)	1511	3:32
* Apr 30, 2021	KENTUCKY	L 2-8	9	33-11-0	13-7-0	HEFLIN (L 2-2)	2400	2:49
* May 01, 2021	KENTUCKY	w 11-2	9	34-11-0	14-7-0	TIDWELL, B. (W 5-2)	2101	3:20
* May 07, 2021	at MIZZOU	w 5-4	9	35-11-0	15-7-0	DALLAS, C. (W 8-1)	600	2:27
* May 08, 2021	at MIZZOU	w 11-4	9	36-11-0	16-7-0	SEWELL, C. (W 2-0)	600	3:26
* May 09, 2021	at MIZZOU	w 10-2	9	37-11-0	17-7-0	TIDWELL, B. (W 6-2)	600	3:12
May 11, 2021	TENNESSEE TECH	w 10-8	9	38-11-0	17-7-0	SECHRIST, Z. (W 2-0)	1735	3:15

() extra inning game

2021 Tennessee Baseball
Team Game-by-Game for Tennessee (as of May 12, 2021)
Batting (All games)

Date	Opponent	ab	r	h	rbi	2b	3b	hr	tb	bb	ibb	sb	cs	hbp	sac	sf	gdp	k	po	a	e	lob	avg
Feb 19	at Georgia Southern	35	5	8	4	4	0	1	15	3	0	0	0	0	0	0	0	16	27	7	1	6	.229
Feb 20	at Georgia Southern	31	5	6	5	0	0	2	12	5	0	0	1	1	1	0	0	15	27	17	1	6	.212
Feb 21	at Georgia Southern	45	7	8	7	1	0	2	15	3	0	0	1	1	0	0	0	14	36	16	1	6	.198
Feb 23	ARKANSAS-PINE BLUF	41	21	16	19	7	1	2	31	6	0	4	0	3	0	2	0	7	27	8	1	7	.250
Feb 24	ARKANSAS-PINE BLUF	32	14	12	13	3	1	2	23	14	0	2	1	0	0	2	1	6	27	8	1	10	.272
Feb 26	INDIANA STATE	33	4	10	3	0	0	1	13	2	0	3	0	3	0	0	1	9	27	10	2	10	.276
Feb 27	INDIANA STATE	32	1	5	1	0	1	0	7	4	0	2	0	0	0	0	0	7	27	10	1	8	.261
Feb 27	INDIANA STATE	36	5	9	5	2	0	0	11	7	0	0	0	1	0	0	0	13	27	8	0	12	.260
Feb 28	INDIANA STATE	38	6	8	5	2	0	0	10	7	1	0	0	1	1	1	0	3	33	13	3	12	.254
Mar 03	at Austin Peay	33	5	9	5	1	0	0	10	7	0	0	1	2	0	1	0	10	27	11	2	11	.256
Mar 05	GEORGIA STATE	32	6	8	5	1	0	0	9	6	0	2	0	0	0	2	0	9	27	10	1	11	.255
Mar 06	GEORGIA STATE	30	5	8	5	1	1	1	14	5	0	2	0	2	0	0	1	6	27	11	0	8	.256
Mar 07	GEORGIA STATE	32	7	9	6	2	0	2	17	6	0	0	0	2	0	0	1	6	27	10	0	9	.258
Mar 09	at Charlotte	31	0	5	0	0	0	0	5	3	0	0	0	0	0	0	2	5	24	7	2	7	.252
Mar 12	UNC GREENSBORO	32	6	10	6	5	0	1	18	1	0	0	0	1	0	1	1	4	27	5	0	5	.255
Mar 13	UNC GREENSBORO	40	14	20	13	1	2	1	28	5	0	5	0	0	1	1	0	6	27	12	0	9	.273
Mar 14	UNC GREENSBORO	30	9	8	8	2	0	2	16	7	1	4	0	3	1	1	0	7	27	7	1	9	.273
Mar 16	ETSU	37	9	10	9	2	1	2	20	6	0	1	0	5	1	1	0	9	30	9	1	12	.273
*Mar 19	at Georgia	37	11	11	11	2	1	2	21	12	0	0	0	1	1	0	0	8	27	8	0	13	.274
*Mar 20	at Georgia	34	4	6	4	1	0	1	10	4	0	0	0	0	0	0	0	14	26	12	1	7	.269
*Mar 21	at Georgia	33	4	8	3	1	0	0	9	4	0	0	1	3	0	1	0	10	27	11	0	10	.268
Mar 23	EASTERN KENTUCKY	35	13	12	12	3	1	2	23	9	0	0	1	3	0	1	0	6	27	13	3	11	.271
*Mar 26	LSU	27	3	4	2	3	1	0	9	7	1	1	0	2	0	0	1	13	27	8	0	9	.267
*Mar 27	LSU	40	9	10	9	2	0	4	24	8	0	0	0	1	0	0	1	13	33	11	0	9	.266
*Mar 28	LSU	28	3	6	3	1	0	0	7	4	2	1	0	1	0	0	1	4	24	7	0	7	.265
Mar 30	WESTERN CAROLINA	34	9	9	8	0	0	3	18	8	0	5	1	1	0	0	0	4	27	9	0	10	.265
*Apr 2	at Alabama	34	4	8	4	2	0	1	13	3	0	1	0	0	0	0	0	11	24	8	0	7	.264
*Apr 3	at Alabama	40	8	10	6	1	1	0	13	12	0	2	1	1	0	2	0	12	33	6	2	14	.263
*Apr 4	at Alabama	34	9	15	8	3	0	0	18	9	0	2	1	0	3	1	4	11	27	9	3	11	.269
Apr 06	EASTERN KENTUCKY	35	10	11	10	4	0	0	15	4	0	3	0	3	0	1	0	8	27	14	0	9	.271
*Apr 09	FLORIDA	34	6	11	6	4	0	1	18	1	0	2	0	0	0	1	0	6	27	6	1	6	.272
*Apr 10	FLORIDA	27	5	4	4	1	0	0	5	6	1	0	0	1	0	0	2	7	27	11	0	5	.269
*Apr 11	FLORIDA	35	6	8	4	4	0	1	15	7	0	1	0	0	0	0	0	12	27	8	0	9	.268
Apr 13	at Western Carolina	39	14	16	12	5	0	2	27	6	0	1	1	0	2	2	0	4	27	6	0	8	.273
*Apr 16	VANDERBILT	30	0	2	0	1	0	0	3	1	0	0	0	1	0	0	0	10	27	10	3	5	.268
*Apr 17	VANDERBILT	30	8	7	8	0	0	4	19	6	0	1	0	2	1	0	0	12	27	7	1	8	.267
*Apr 18	VANDERBILT	31	4	5	4	0	0	4	17	6	0	0	0	0	1	0	0	11	27	14	0	7	.264
Apr 20	TENNESSEE TECH	28	3	6	3	1	0	1	10	5	1	0	1	2	1	0	1	9	27	10	0	9	.263
*Apr 24	at Texas A&M	35	6	8	5	3	0	2	17	2	1	0	1	1	0	0	0	8	27	8	0	5	.262
*Apr 24	at Texas A&M	36	5	12	5	0	0	1	15	3	0	2	0	2	0	0	1	7	24	10	2	9	.264
*Apr 25	at Texas A&M	47	20	21	18	5	0	6	44	5	0	1	0	2	1	1	1	8	27	5	3	9	.270
Apr 27	LIPSCOMB	34	1	8	0	3	0	0	11	7	0	1	0	0	0	0	1	8	27	6	1	13	.269
*Apr 29	KENTUCKY	41	14	15	12	1	0	3	25	4	0	1	1	3	0	0	0	7	27	8	1	10	.272
*Apr 30	KENTUCKY	34	2	7	2	1	0	2	14	1	0	0	0	2	0	0	0	9	27	9	1	8	.271
*May 01	KENTUCKY	37	11	15	11	3	0	2	24	5	1	0	1	2	0	1	0	4	27	15	1	10	.274
*May 07	at MIZZOU	33	5	10	5	2	0	1	15	10	0	3	0	2	0	0	0	10	27	9	0	13	.274
*May 08	at MIZZOU	41	11	14	11	5	0	1	22	5	0	2	0	2	1	0	0	12	27	11	2	11	.276
*May 09	at MIZZOU	41	10	16	9	4	0	1	23	6	0	3	0	0	0	1	1	9	27	10	1	11	.279
May 11	TENNESSEE TECH	36	10	16	8	3	0	1	22	7	0	3	2	1	0	1	0	3	27	5	2	11	.282
Totals		1700	357	480	326	103	11	65	800	274	9	61	16	64	16	25	21	422	1340	463	46	442	.282

2021 Tennessee Baseball
Team Game-by-Game for Tennessee (as of May 12, 2021)
Pitching (All games)

Date	Opponent	ip	h	r	er	bb	so	2b	3b	hr	wp	bk	hbp	dp	ibb	score	w-l	sv	era
Feb 19	at Georgia Southern	9.0	4	3	3	1	12	1	0	1	1	0	0	0	0	5-3	1-0	1	3.00
Feb 20	at Georgia Southern	9.0	8	3	2	3	4	1	0	0	2	0	0	2	0	5-3	2-0	1	2.50
Feb 21	at Georgia Southern	12.0	11	3	2	2	11	2	0	1	0	0	1	2	0	7-3	3-0	1	2.10
Feb 23	ARKANSAS-PINE BLUF	9.0	4	1	1	1	16	0	0	1	0	0	0	0	0	21-1	4-0	1	1.85
Feb 24	ARKANSAS-PINE BLUF	9.0	9	6	5	2	10	2	0	0	3	0	2	1	0	14-6	5-0	1	2.44
Feb 26	INDIANA STATE	9.0	9	3	3	1	12	0	0	1	0	0	0	1	0	4-3	6-0	1	2.53
Feb 27	INDIANA STATE	9.0	8	3	2	3	7	3	0	0	1	0	1	0	0	1-3	6-1	1	2.45
Feb 27	INDIANA STATE	9.0	8	7	7	5	6	0	0	2	2	0	3	0	0	5-7	6-2	1	3.00
Feb 28	INDIANA STATE	11.0	6	5	2	2	13	1	0	1	1	0	0	0	0	6-5	7-2	1	2.83
Mar 03	at Austin Peay	9.0	8	3	3	3	7	1	0	0	2	0	1	0	0	5-3	8-2	1	2.84
Mar 05	GEORGIA STATE	9.0	9	1	1	0	11	1	0	1	0	0	0	1	0	6-1	9-2	1	2.68
Mar 06	GEORGIA STATE	9.0	7	1	1	2	10	2	0	0	0	0	1	0	0	5-1	10-2	2	2.55
Mar 07	GEORGIA STATE	9.0	6	0	0	5	10	1	0	0	0	1	1	1	0	7-0	11-2	2	2.36
Mar 09	at Charlotte	8.0	15	9	8	2	8	0	0	4	3	0	1	0	0	0-9	11-3	2	2.77
Mar 12	UNC GREENSBORO	9.0	4	2	2	3	15	1	0	2	0	0	1	0	0	6-2	12-3	3	2.72
Mar 13	UNC GREENSBORO	9.0	11	9	9	4	12	1	1	2	1	0	0	0	0	14-9	13-3	3	3.10
Mar 14	UNC GREENSBORO	9.0	6	3	2	1	7	1	0	0	0	0	2	0	0	9-3	14-3	4	3.04
Mar 16	ETSU	10.0	9	6	5	4	13	1	0	1	0	0	0	0	0	9-6	15-3	4	3.13
*Mar 19	at Georgia	9.0	9	6	6	2	13	1	0	0	3	0	0	0	0	11-6	16-3	4	3.27
*Mar 20	at Georgia	8.2	10	5	3	2	6	2	0	0	1	0	0	0	0	4-5	16-4	4	3.27
*Mar 21	at Georgia	9.0	5	1	1	2	7	0	1	0	0	0	0	0	0	4-1	17-4	5	3.16
Mar 23	EASTERN KENTUCKY	9.0	8	5	1	4	8	1	0	1	2	0	1	2	0	13-5	18-4	5	3.06
*Mar 26	LSU	9.0	5	1	1	2	12	0	0	1	0	0	1	1	0	3-1	19-4	6	2.98
*Mar 27	LSU	11.0	17	8	8	3	17	4	0	3	1	0	1	1	0	9-8	20-4	6	3.15
*Mar 28	LSU	8.0	9	2	2	1	9	1	0	1	0	0	0	1	1	3-2	21-4	6	3.12
Mar 30	WESTERN CAROLINA	9.0	3	2	2	3	11	0	0	1	0	0	0	0	0	9-2	22-4	6	3.08
*Apr 2	at Alabama	8.0	10	7	7	3	9	2	0	2	0	0	1	0	0	4-7	22-5	6	3.23
*Apr 3	at Alabama	11.0	9	4	3	2	8	1	0	1	1	0	1	1	0	8-4	23-5	6	3.20
*Apr 4	at Alabama	9.0	11	8	5	3	10	4	0	3	0	1	0	1	0	9-8	24-5	7	3.26
Apr 06	EASTERN KENTUCKY	9.0	6	1	1	2	8	1	0	0	0	0	0	0	0	10-1	25-5	7	3.19
*Apr 09	FLORIDA	9.0	7	4	3	0	12	0	0	3	0	0	0	1	0	6-4	26-5	8	3.18
*Apr 10	FLORIDA	9.0	9	4	4	5	9	2	0	1	0	0	0	0	0	5-4	27-5	9	3.21
*Apr 11	FLORIDA	9.0	11	7	7	5	8	4	0	2	1	1	2	1	0	6-7	27-6	9	3.32
Apr 13	at Western Carolina	9.0	19	12	12	4	6	5	0	1	2	0	0	0	0	14-12	28-6	10	3.57
*Apr 16	VANDERBILT	9.0	8	5	4	1	7	2	0	2	0	0	0	0	0	0-5	28-7	10	3.58
*Apr 17	VANDERBILT	9.0	7	4	1	1	4	0	0	2	1	0	0	1	0	8-4	29-7	10	3.51
*Apr 18	VANDERBILT	9.0	12	10	10	6	6	0	0	3	0	0	0	1	0	4-10	29-8	10	3.68
Apr 20	TENNESSEE TECH	9.0	4	2	1	5	10	0	0	0	0	0	2	2	0	3-2	30-8	10	3.61
*Apr 24	at Texas A&M	9.0	5	1	1	0	7	1	0	0	0	0	1	0	0	6-1	31-8	10	3.55
*Apr 24	at Texas A&M	8.0	12	6	6	1	2	1	0	1	0	0	0	1	0	5-6	31-9	10	3.62
*Apr 25	at Texas A&M	9.0	10	7	7	5	7	2	0	1	2	0	1	0	0	20-7	32-9	11	3.70
Apr 27	LIPSCOMB	9.0	6	4	1	4	13	1	0	0	0	0	1	0	0	1-4	32-10	11	3.64
*Apr 29	KENTUCKY	9.0	7	4	3	3	10	0	0	2	1	0	0	1	0	14-4	33-10	11	3.62
*Apr 30	KENTUCKY	9.0	12	8	5	1	9	2	0	3	2	0	0	1	0	2-8	33-11	11	3.65
*May 01	KENTUCKY	9.0	4	2	1	3	10	1	0	0	2	0	0	0	0	11-2	34-11	12	3.59
*May 07	at MIZZOU	9.0	6	4	4	1	10	1	0	1	0	0	1	1	0	5-4	35-11	13	3.60
*May 08	at MIZZOU	9.0	10	4	3	1	9	2	0	0	0	0	1	1	0	11-4	36-11	13	3.59
*May 09	at MIZZOU	9.0	3	2	1	2	8	0	0	0	1	0	0	0	0	10-2	37-11	13	3.54
May 11	TENNESSEE TECH	9.0	8	8	0	5	7	3	0	0	2	0	0	0	0	10-8	38-11	13	3.47
Totals		446.2	404	216	172	126	456	63	2	52	38	3	28	26	1	357-216	38-11	13	3.47



2021 Tennessee Baseball
Season Game Highs for Tennessee (as of May 12, 2021)
(All games)



TEAM GAME HIGHS

Batting

At bats:	47	-	at Texas A&M (Apr 25, 2021)
Runs scored:	21	-	vs Arkansas-Pine Bluff (Feb 23, 2021)
Hits:	21	-	at Texas A&M (Apr 25, 2021)
RBI's:	19	-	vs Arkansas-Pine Bluff (Feb 23, 2021)
Doubles:	7	-	vs Arkansas-Pine Bluff (Feb 23, 2021)
Triples:	2	-	vs UNC Greensboro (Mar 13, 2021)
Home runs:	6	-	at Texas A&M (Apr 25, 2021)
Total bases:	44	-	at Texas A&M (Apr 25, 2021)
Walks:	14	-	vs Arkansas-Pine Bluff (Feb 24, 2021)
Strikeouts:	16	-	at Georgia Southern (Feb 19, 2021)
Sac hits:	3	-	at Alabama (Apr 4, 2021)
Sac flies:	2	-	(5 times)
Stolen bases:	5	-	vs UNC Greensboro (Mar 13, 2021)
	5	-	vs Western Carolina (Mar 30, 2021)
Hit by pitch:	5	-	vs ETSU (Mar 16, 2021)
Caught stealing:	2	-	vs Tennessee Tech (May 11, 2021)
Runners LOB:	14	-	at Alabama (Apr 3, 2021)
Hit into DP:	4	-	at Alabama (Apr 4, 2021)

Fielding

Putouts:	36	-	at Georgia Southern (Feb 21, 2021)
Assists:	17	-	at Georgia Southern (Feb 20, 2021)
Errors:	3	-	(5 times)
Passed balls:	2	-	at Georgia Southern (Feb 20, 2021)
DPs turned:	2	-	(4 times)

Pitching

Innings pitched:	12.0	-	at Georgia Southern (Feb 21, 2021)
Runs allowed:	12	-	at Western Carolina (Apr 13, 2021)
Earned runs:	12	-	at Western Carolina (Apr 13, 2021)
Walks allowed:	6	-	vs Vanderbilt (Apr 18, 2021)
Strikeouts:	17	-	vs LSU (Mar 27, 2021)
Hits allowed:	19	-	at Western Carolina (Apr 13, 2021)
Doubles allowed:	5	-	at Western Carolina (Apr 13, 2021)
Triples allowed:	1	-	vs UNC Greensboro (Mar 13, 2021)
	1	-	at Georgia (Mar 21, 2021)
Homers allowed:	4	-	at Charlotte (Mar 09, 2021)
Wild pitches:	3	-	vs Arkansas-Pine Bluff (Feb 24, 2021)
	3	-	at Charlotte (Mar 09, 2021)
	3	-	at Georgia (Mar 19, 2021)
Hit batters:	3	-	vs Indiana State (Feb 27, 2021)



2021 Tennessee Baseball
Season Game Highs for Tennessee (as of May 12, 2021)
(All games)



INDIVIDUAL GAME HIGHS

Batting

At bats:	6	- (15 times)
Runs scored:	4	- Jake Rucker at Texas A&M (Apr 25, 2021)
Hits:	4	- (5 times)
RBI's:	6	- Max Ferguson at Western Carolina (Apr 13, 2021)
	6	- Evan Russell vs Vanderbilt (Apr 17, 2021)
	6	- Evan Russell at Texas A&M (Apr 25, 2021)
Doubles:	2	- (10 times)
Triples:	1	- (11 times)
Home runs:	3	- Evan Russell vs LSU (Mar 27, 2021)
	3	- Evan Russell vs Vanderbilt (Apr 17, 2021)
Total bases:	12	- Evan Russell vs LSU (Mar 27, 2021)
	12	- Evan Russell vs Vanderbilt (Apr 17, 2021)
Walks:	3	- (11 times)
Strikeouts:	4	- Pete Derkay at Georgia Southern (Feb 19, 2021)
	4	- Jake Rucker vs Kentucky (Apr 30, 2021)
Sac hits:	2	- Connor Pavolony at Alabama (Apr 4, 2021)
Sac flies:	1	- (25 times)
Stolen bases:	3	- Max Ferguson vs UNC Greensboro (Mar 14, 2021)
	3	- Max Ferguson vs Western Carolina (Mar 30, 2021)
Hit by pitch:	2	- Connor Pavolony vs Indiana State (Feb 26, 2021)
	2	- Liam Spence vs Georgia State (Mar 07, 2021)
	2	- Logan Steenstra vs ETSU (Mar 16, 2021)
Caught stealing:	1	- (16 times)
Runners LOB:	6	- Jordan Beck at Alabama (Apr 3, 2021)

Fielding

Putouts:	17	- Connor Pavolony vs LSU (Mar 27, 2021)
Assists:	7	- Cortland Lawson vs Eastern Kentucky (Apr 06, 2021)
Errors:	2	- Logan Steenstra at Alabama (Apr 3, 2021)
Passed balls:	2	- Connor Pavolony at Georgia Southern (Feb 20, 2021)

Pitching

Innings pitched:	7.1	- Blade Tidwell at Georgia (Mar 21, 2021)
Runs allowed:	6	- Will Heflin vs UNC Greensboro (Mar 13, 2021)
	6	- Chad Dallas at Georgia (Mar 19, 2021)
	6	- Blade Tidwell at Texas A&M (Apr 25, 2021)
Earned runs:	6	- Will Heflin vs UNC Greensboro (Mar 13, 2021)
	6	- Chad Dallas at Georgia (Mar 19, 2021)
	6	- Blade Tidwell at Texas A&M (Apr 25, 2021)
Walks allowed:	3	- (8 times)
Strikeouts:	11	- Chad Dallas vs LSU (Mar 26, 2021)
	11	- Chad Dallas vs Florida (Apr 09, 2021)
Hits allowed:	9	- Chad Dallas vs Indiana State (Feb 26, 2021)
	9	- Chad Dallas at Georgia (Mar 19, 2021)
	9	- Blade Tidwell at Alabama (Apr 4, 2021)
Doubles allowed:	3	- Camden Sewell vs LSU (Mar 27, 2021)
	3	- Blade Tidwell at Alabama (Apr 4, 2021)
	3	- Blade Tidwell vs Florida (Apr 11, 2021)

Triples allowed: 1 - Will Heflin vs UNC Greensboro (Mar 13, 2021)
1 - Blade Tidwell at Georgia (Mar 21, 2021)
Homers allowed: 3 - Chad Dallas vs Florida (Apr 09, 2021)
Wild pitches: 2 - (7 times)
Hit batters: 2 - Camden Sewell vs Indiana State (Feb 27, 2021)
2 - Jason Rackers vs Tennessee Tech (Apr 20, 2021)



2021 Tennessee Baseball
Batting Leaders for Tennessee (as of May 12, 2021)
(All games)



Hitting minimums - 1 Games 1 AB 2.0 AB/Game 1 TPA
Pitching minimums - 1 Games 5 IP 1 BF 1.0 IP/Game

Batting avg		Slugging pct		On base pct	
1. 4 Liam Spence	.389	1. 6 Evan Russell	.578	1. 4 Liam Spence	.530
2. 7 Jake Rucker	.342	2. 7 Jake Rucker	.549	2. 7 Jake Rucker	.422
3. 1 Drew Gilbert	.283	3. 4 Liam Spence	.503	3. 2 Max Ferguson	.398
4. 27 Jordan Beck	.269	4. 27 Jordan Beck	.500	4. 10 Pete Derkay	.384
5. 2 Max Ferguson	.260	5. 2 Max Ferguson	.451	5. 6 Evan Russell	.363
Runs scored		Hits		Runs batted in	
1. 4 Liam Spence	49	1. 7 Jake Rucker	66	1. 1 Drew Gilbert	47
2. 7 Jake Rucker	39	2. 4 Liam Spence	65	2. 7 Jake Rucker	46
3. 2 Max Ferguson	33	3. 1 Drew Gilbert	54	3. 27 Jordan Beck	45
4. 6 Evan Russell	30	4. 27 Jordan Beck	50	4. 6 Evan Russell	35
5. 3 tied at.....	29	5. 2 Max Ferguson	45	5. 2 Max Ferguson	31
Doubles		Triples		Home runs	
1. 7 Jake Rucker	15	1. 27 Jordan Beck	2	1. 6 Evan Russell	12
2. 27 Jordan Beck	12	2. 2 Max Ferguson	2	2. 27 Jordan Beck	9
3. 1 Drew Gilbert	11	7 Jake Rucker	2	40 Luc Lipcius	9
4. 4 Liam Spence	9	4 Liam Spence	2	4. 2 Max Ferguson	7
5. 2 tied at.....	8	5. 3 tied at.....	1	7 Jake Rucker	7
Total bases		Walks		Hit by pitch	
1. 7 Jake Rucker	106	1. 4 Liam Spence	43	1. 1 Drew Gilbert	12
2. 27 Jordan Beck	93	2. 2 Max Ferguson	40	2. 4 Liam Spence	8
3. 4 Liam Spence	84	3. 40 Luc Lipcius	26	3. 5 Logan Steenstra	6
4. 1 Drew Gilbert	83	4. 7 Jake Rucker	22	7 Jake Rucker	6
5. 2 tied at.....	78	6 Evan Russell	22	17 Connor Pavolony	6
Sac bunts		Sac flies		Stolen bases	
1. 2 Max Ferguson	5	1. 2 Max Ferguson	5	1. 2 Max Ferguson	14
2. 10 Pete Derkay	2	2. 27 Jordan Beck	4	2. 1 Drew Gilbert	7
5 Logan Steenstra	2	3. 1 Drew Gilbert	3	3. 27 Jordan Beck	6
17 Connor Pavolony	2	4. 3 tied at.....	2	7 Jake Rucker	6
5. 5 tied at.....	1			5. 2 tied at.....	5
Caught stealing		Steal attempts		Stolen base pct	
1. 2 Max Ferguson	4	1. 2 Max Ferguson	18	1. 27 Jordan Beck	1.000
2. 7 Jake Rucker	3	2. 7 Jake Rucker	9	40 Luc Lipcius	1.000
4 Liam Spence	3	3. 4 Liam Spence	8	3. 1 Drew Gilbert	.875
4. 10 Pete Derkay	2	1 Drew Gilbert	8	4. 2 Max Ferguson	.778
5. 4 tied at.....	1	5. 10 Pete Derkay	7	5. 6 Evan Russell	.750
Strikeouts		Grounded into DP		Total plate appearances	
1. 7 Jake Rucker	53	1. 17 Connor Pavolony	4	1. 2 Max Ferguson	226
2. 2 Max Ferguson	52	6 Evan Russell	4	2. 7 Jake Rucker	224
3. 40 Luc Lipcius	45	3. 5 tied at.....	2	3. 4 Liam Spence	220
4. 6 Evan Russell	41			4. 1 Drew Gilbert	219
5. 27 Jordan Beck	40			5. 27 Jordan Beck	212
At bats		Games played		Game starts	
1. 7 Jake Rucker	193	1. 40 Luc Lipcius	48	1. 7 Jake Rucker	48
2. 1 Drew Gilbert	191	7 Jake Rucker	48	1 Drew Gilbert	48
3. 27 Jordan Beck	186	27 Jordan Beck	48	2 Max Ferguson	48
4. 2 Max Ferguson	173	2 Max Ferguson	48	4. 27 Jordan Beck	47
5. 4 Liam Spence	167	1 Drew Gilbert	48	5. 2 tied at.....	45
Games as sub					
1. 8 Christian Scott	15				
2. 30 Ethan Payne	12				
3. 5 Logan Steenstra	11				
4. 12 Kyle Booker	10				
13 Cortland Lawson	10				



2021 Tennessee Baseball
Pitching Leaders for Tennessee (as of May 12, 2021)
(All games)



Hitting minimums - 1 Games 1 AB 2.0 AB/Game 1 TPA
Pitching minimums - 1 Games 5 IP 1 BF 1.0 IP/Game

Earned run avg		Opposing bat avg		Won-loss pct	
1. 29 Blade Tidwell	3.71	1. 36 Chad Dallas	.233	1. 36 Chad Dallas	.889
2. 36 Chad Dallas	3.86	2. 29 Blade Tidwell	.261	2. 29 Blade Tidwell	.750
3. 11 Will Heflin	4.17	3. 11 Will Heflin	.294	3. 11 Will Heflin	.500
Wins		Losses		Saves	
1. 36 Chad Dallas	8	1. 29 Blade Tidwell	2	1. 32 Sean Hunley	5
2. 32 Sean Hunley	7	32 Sean Hunley	2	46 Redmond Walsh	5
3. 29 Blade Tidwell	6	11 Will Heflin	2	3. 35 Kirby Connell	2
4. 46 Redmond Walsh	3	4. 5 tied at.....	1	4. 16 Camden Sewell	1
5. 5 tied at.....	2				
Innings pitched		Batters struck out		Appearances	
1. 36 Chad Dallas	67.2	1. 36 Chad Dallas	87	1. 32 Sean Hunley	23
2. 29 Blade Tidwell	63.0	2. 29 Blade Tidwell	58	2. 35 Kirby Connell	21
3. 11 Will Heflin	54.0	3. 32 Sean Hunley	51	3. 46 Redmond Walsh	19
		11 Will Heflin	51	4. 16 Camden Sewell	14
		5. 33 Mark McLaughlin	37	5. 3 tied at.....	13
Games started		Games finished		Games in relief	
1. 29 Blade Tidwell	12	1. 32 Sean Hunley	12	1. 32 Sean Hunley	23
2. 11 Will Heflin	11	46 Redmond Walsh	12	2. 35 Kirby Connell	21
36 Chad Dallas	11	3. 35 Kirby Connell	9	3. 46 Redmond Walsh	19
4. 33 Mark McLaughlin	4	4. 28 Elijah Pleasants	5	4. 16 Camden Sewell	12
5. 2 tied at.....	3	5. 16 Camden Sewell	4	20 Connor Housley	12
Wild pitches		Balks		Hit batters	
1. 11 Will Heflin	5	1. 28 Elijah Pleasants	1	1. 36 Chad Dallas	5
2. 28 Elijah Pleasants	4	46 Redmond Walsh	1	2. 32 Sean Hunley	4
16 Camden Sewell	4	29 Blade Tidwell	1	3. 26 Jason Rackers	3
29 Blade Tidwell	4			16 Camden Sewell	3
36 Chad Dallas	4			5. 4 tied at.....	2
Intentional BB allowed		Runners picked off		Batters SO out looking	
1. 29 Blade Tidwell	1	1. 29 Blade Tidwell	2	1. 36 Chad Dallas	30
		36 Chad Dallas	2	2. 29 Blade Tidwell	15
		28 Elijah Pleasants	2	3. 32 Sean Hunley	14
		11 Will Heflin	2	4. 33 Mark McLaughlin	13
		5. 3 tied at.....	1	5. 11 Will Heflin	9
Sac bunts allowed		Sac flies allowed		Hits allowed	
1. 11 Will Heflin	6	1. 29 Blade Tidwell	3	1. 36 Chad Dallas	60
2. 29 Blade Tidwell	3	2. 16 Camden Sewell	2	2. 29 Blade Tidwell	61
3. 4 tied at.....	2	35 Kirby Connell	2	3. 11 Will Heflin	63
		4. 7 tied at.....	1		
Runs allowed		Earned runs allowed		Walks allowed	
1. 11 Will Heflin	29	1. 11 Will Heflin	25	1. 11 Will Heflin	9
2. 29 Blade Tidwell	30	2. 29 Blade Tidwell	26	2. 36 Chad Dallas	12
3. 36 Chad Dallas	32	3. 36 Chad Dallas	29	3. 29 Blade Tidwell	21
Doubles allowed		Triples allowed		Home runs allowed	
1. 36 Chad Dallas	5	1. 36 Chad Dallas	0	1. 29 Blade Tidwell	6
2. 11 Will Heflin	7	2. 11 Will Heflin	1	2. 11 Will Heflin	10
3. 29 Blade Tidwell	12	29 Blade Tidwell	1	3. 36 Chad Dallas	12



2021 Tennessee Baseball
Miscellaneous Stats for Tennessee (as of May 12, 2021)
(All games)



Multiple Hit Games	2	3	4	5+	Total
4 Liam Spence	16	6	-	-	22
7 Jake Rucker	10	7	-	-	17
27 Jordan Beck	10	3	1	-	14
1 Drew Gilbert	10	2	2	-	14
2 Max Ferguson	8	2	1	-	11
6 Evan Russell	7	3	-	-	10
10 Pete Derkay	5	1	1	-	7
40 Luc Lipcius	4	2	-	-	6
19 Jackson Greer	6	-	-	-	6
17 Connor Pavolony	5	-	-	-	5
21 Trey Lipscomb	1	2	-	-	3
5 Logan Steenstra	3	-	-	-	3
12 Kyle Booker	2	1	-	-	3
8 Christian Scott	1	-	-	-	1
TEAM	88	29	5	0	122

Multiple RBI Games	2	3	4	5+	Total
1 Drew Gilbert	8	4	1	1	14
27 Jordan Beck	6	4	-	1	11
7 Jake Rucker	6	-	2	2	10
2 Max Ferguson	3	2	1	1	7
6 Evan Russell	2	2	-	3	7
40 Luc Lipcius	3	3	1	-	7
4 Liam Spence	3	-	2	-	5
12 Kyle Booker	1	2	-	-	3
19 Jackson Greer	3	-	-	-	3
8 Christian Scott	1	1	-	-	2
10 Pete Derkay	2	-	-	-	2
17 Connor Pavolony	2	-	-	-	2
21 Trey Lipscomb	1	-	1	-	2
5 Logan Steenstra	-	1	-	-	1
13 Cortland Lawson	1	-	-	-	1
TEAM	42	19	8	8	77

Hitting Streaks	Longest	Current
7 Jake Rucker	16	5
4 Liam Spence	13	10
2 Max Ferguson	8	-
1 Drew Gilbert	7	5
40 Luc Lipcius	6	-
17 Connor Pavolony	5	1
5 Logan Steenstra	5	-
27 Jordan Beck	5	2
10 Pete Derkay	5	2
13 Cortland Lawson	4	-
19 Jackson Greer	3	3
12 Kyle Booker	3	3
8 Christian Scott	3	3
6 Evan Russell	3	3
9 Jorel Ortega	2	2
21 Trey Lipscomb	1	1
30 Ethan Payne	1	-

Reached Base Streaks	Longest	Current
4 Liam Spence	46	46
1 Drew Gilbert	24	10
2 Max Ferguson	22	14
7 Jake Rucker	17	5
40 Luc Lipcius	15	1
10 Pete Derkay	15	2
5 Logan Steenstra	11	-
27 Jordan Beck	9	7
19 Jackson Greer	8	4
6 Evan Russell	8	5
17 Connor Pavolony	7	7
12 Kyle Booker	5	5
8 Christian Scott	5	5
9 Jorel Ortega	4	2
13 Cortland Lawson	4	-
21 Trey Lipscomb	3	1
30 Ethan Payne	2	1



2021 Tennessee Baseball
Miscellaneous Stats for Tennessee (as of May 12, 2021)
(All games)

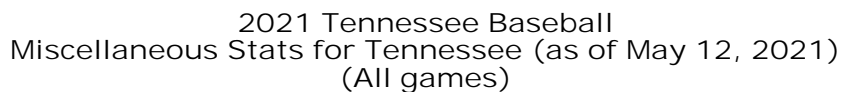


Starting Lineup By Position
(Team W-L record when starter)

PITCHER:		
29 Blade Tidwell	12	(9-3)
36 Chad Dallas	11	(9-2)
11 Will Heflin	11	(7-4)
33 Mark McLaughlin	4	(4-0)
42 Jake Fitzgibbons	3	(3-0)
26 Jason Rackers	3	(2-1)
28 Elijah Pleasants	2	(1-1)
16 Camden Sewell	2	(2-0)
31 Jackson Leath	1	(1-0)
CATCHER:		
17 Connor Pavolony	28	(21-7)
19 Jackson Greer	17	(13-4)
10 Pete Derkay	4	(4-0)
FIRST BASE:		
40 Luc Lipcius	45	(35-10)
5 Logan Steenstra	3	(2-1)
10 Pete Derkay	1	(1-0)
SECOND BASE:		
2 Max Ferguson	45	(34-11)
4 Liam Spence	2	(2-0)
13 Cortland Lawson	1	(1-0)
9 Jorel Ortega	1	(1-0)
THIRD BASE:		
7 Jake Rucker	46	(35-11)
21 Trey Lipscomb	3	(3-0)
SHORTSTOP:		
4 Liam Spence	36	(27-9)
5 Logan Steenstra	12	(10-2)
13 Cortland Lawson	1	(1-0)
LEFT FIELD:		
6 Evan Russell	31	(23-8)
1 Drew Gilbert	9	(9-0)
12 Kyle Booker	4	(3-1)
10 Pete Derkay	2	(1-1)
8 Christian Scott	2	(1-1)
21 Trey Lipscomb	1	(1-0)
CENTER FIELD:		
1 Drew Gilbert	37	(26-11)
8 Christian Scott	6	(6-0)
12 Kyle Booker	4	(4-0)
2 Max Ferguson	2	(2-0)
RIGHT FIELD:		
27 Jordan Beck	46	(35-11)
8 Christian Scott	1	(1-0)
6 Evan Russell	1	(1-0)
1 Drew Gilbert	1	(1-0)
DESIGNATED HITTER:		
10 Pete Derkay	23	(18-5)
4 Liam Spence	7	(5-2)
6 Evan Russell	4	(3-1)
12 Kyle Booker	4	(3-1)
7 Jake Rucker	2	(2-0)
9 Jorel Ortega	2	(2-0)
21 Trey Lipscomb	2	(2-0)
2 Max Ferguson	1	(1-0)
19 Jackson Greer	1	(0-1)
17 Connor Pavolony	1	(0-1)
1 Drew Gilbert	1	(1-0)
27 Jordan Beck	1	(1-0)

Starting Lineup By Lineup Spot
(Team W-L record when starter)

LEADOFF:		
4 Liam Spence	39	(29-10)
2 Max Ferguson	10	(9-1)
2ND SPOT:		
2 Max Ferguson	21	(14-7)
10 Pete Derkay	18	(15-3)
4 Liam Spence	6	(5-1)
12 Kyle Booker	1	(1-0)
6 Evan Russell	1	(1-0)
5 Logan Steenstra	1	(1-0)
8 Christian Scott	1	(1-0)
3RD SPOT:		
7 Jake Rucker	48	(37-11)
27 Jordan Beck	1	(1-0)
CLEANUP:		
1 Drew Gilbert	35	(27-8)
27 Jordan Beck	13	(10-3)
40 Luc Lipcius	1	(1-0)
5TH SPOT:		
27 Jordan Beck	21	(15-6)
6 Evan Russell	12	(10-2)
40 Luc Lipcius	8	(6-2)
1 Drew Gilbert	5	(4-1)
21 Trey Lipscomb	2	(2-0)
19 Jackson Greer	1	(1-0)
6TH SPOT:		
40 Luc Lipcius	31	(24-7)
17 Connor Pavolony	8	(6-2)
1 Drew Gilbert	3	(2-1)
10 Pete Derkay	2	(1-1)
2 Max Ferguson	2	(2-0)
19 Jackson Greer	1	(1-0)
6 Evan Russell	1	(1-0)
9 Jorel Ortega	1	(1-0)
7TH SPOT:		
17 Connor Pavolony	15	(11-4)
6 Evan Russell	10	(7-3)
27 Jordan Beck	9	(8-1)
19 Jackson Greer	4	(3-1)
1 Drew Gilbert	3	(2-1)
40 Luc Lipcius	3	(2-1)
5 Logan Steenstra	1	(1-0)
21 Trey Lipscomb	1	(1-0)
10 Pete Derkay	1	(1-0)
9 Jorel Ortega	1	(1-0)
2 Max Ferguson	1	(1-0)
8TH SPOT:		
2 Max Ferguson	14	(11-3)
10 Pete Derkay	9	(7-2)
6 Evan Russell	8	(5-3)
12 Kyle Booker	8	(6-2)
8 Christian Scott	4	(3-1)
1 Drew Gilbert	2	(2-0)
21 Trey Lipscomb	2	(2-0)
9 Jorel Ortega	1	(1-0)
40 Luc Lipcius	1	(1-0)
9TH SPOT:		
5 Logan Steenstra	13	(10-3)
19 Jackson Greer	12	(8-4)
17 Connor Pavolony	6	(4-2)
8 Christian Scott	4	(4-0)
6 Evan Russell	4	(3-1)
27 Jordan Beck	3	(2-1)
12 Kyle Booker	3	(3-0)
13 Cortland Lawson	2	(2-0)



STARTERS SUMMARY

[illegible]



2021 Tennessee Baseball
Games Summary for Tennessee (as of May 12, 2021)
(All games)



Score by innings	1	2	3	4	5	6	7	8	9	EX	Total
Tennessee	49	27	42	49	44	48	27	43	15	13	357
Opponents	19	19	25	27	24	25	26	36	15	0	216

Record when ...

Overall	38-11	After 6 leading	29-2
Conference	17-7 trailing	5-8
Non-Conference	21-4 tied	4-1
Home games	24-7	After 7 leading	33-2
Away games	14-4 trailing	3-9
Neutral site	0-0 tied	1-0
Day games	20-6	After 8 leading	30-1
Night games	18-5 trailing	1-10
vs Left starter	7-3 tied	6-0
vs Right starter	31-8		
1-Run games	8-3	Hit 0 home runs	10-5
2-Run games	7-2	... 1 home run	11-4
5+Run games	16-4	... 2+ home runs	17-2
Extra innings	6-0		
Shutouts	1-2	Opponent 0 home runs	15-3
	 1 home run	16-1
	 2+ HRs	7-7
Scoring 0-2 runs	0-5		
..... 3-5 runs	11-5		
..... 6-9 runs	14-1	Made 0 errors	16-4
..... 10+ runs	13-0 1 error	13-4
	 2+ errors	9-3
Opponent 0-2 runs	14-0		
..... 3-5 runs	15-4	Opp. made 0 errors	7-6
..... 6-9 runs	8-6 1 error	18-3
..... 10+ runs	1-1 2+ errors	13-2
Scored in 1st inning	18-4	Out-hit opponent	29-2
Opp. scored in 1st	9-4	Out-hit by opponent	8-8
Scores first	24-4	Hits are tied	1-1
Opp. scores first	14-7		

Record when team scores:

Runs	0	1	2	3	4	5	6	7	8	9	10+
W-L	0-2	0-2	0-1	3-0	2-3	6-2	5-1	2-0	2-0	5-0	13-0

Record when opponent scores:

Runs	0	1	2	3	4	5	6	7	8	9	10+
W-L	1-0	7-0	6-0	6-1	7-1	2-2	3-1	1-3	3-1	1-1	1-1

Record when leading after:

Inn.	1	2	3	4	5	6	7	8
W-L	16-3	19-4	24-3	25-4	28-4	29-2	33-2	30-1

Record when trailing after:

Inn.	1	2	3	4	5	6	7	8
W-L	6-2	6-5	4-6	7-6	7-7	5-8	3-9	1-10

Record when tied after:

Inn.	1	2	3	4	5	6	7	8
W-L	16-6	13-2	10-2	6-1	3-0	4-1	1-0	6-0

Current winning streak: 5

Longest winning streak: 6

Longest losing streak: 2

Home attendance : 42414 (31 dates avg = 1368)

Away attendance : 16199 (17 dates avg = 952)

Total attendance: 58613 (48 dates avg = 1221)

2021 Tennessee Baseball
Individual Game-by-Game for Tennessee (as of May 12, 2021)

#27 Jordan Beck - 48 games (All games)

Date	Opponent	Pos	AB	R	H	RBI	2B	3B	HR	BB	SB	CS	HBP	SAC	SF	GDP	K	PO	A	E	Avg
Feb 19	at Georgia Southern	*of	4	1	2	3	1	0	1	0	0	0	0	0	0	0	0	2	0	0	.500
Feb 20	at Georgia Southern	*of	3	0	0	0	0	0	0	1	0	0	0	0	0	0	2	3	0	0	.286
Feb 21	at Georgia Southern	*of	6	2	1	2	0	0	1	0	0	0	0	0	0	0	3	3	0	0	.231
Feb 23	ARKANSAS-PINE BLU	*of	3	0	2	3	1	1	0	0	0	0	0	0	0	0	0	1	0	0	.312
Feb 26	INDIANA STATE	*of	3	1	2	2	0	0	1	0	0	0	1	0	0	0	0	1	0	0	.368
Feb 27	INDIANA STATE-1	*of	4	0	1	1	0	1	0	0	0	0	0	0	0	0	0	0	0	0	.348
Feb 27	INDIANA STATE-2	*of	4	0	0	0	0	0	0	1	0	0	0	0	0	0	1	4	0	0	.296
Feb 28	INDIANA STATE	*of	5	1	2	1	0	0	0	0	0	0	0	0	0	0	0	5	0	0	.312
Mar 03	at Austin Peay	*of	5	0	2	0	0	0	0	0	0	0	0	0	0	0	2	1	0	0	.324
Mar 05	GEORGIA STATE	*of	4	0	0	1	0	0	0	0	0	0	0	0	1	0	1	2	0	0	.293
Mar 06	GEORGIA STATE	*of	4	0	0	0	0	0	0	0	0	0	0	0	0	0	2	2	0	0	.267
Mar 07	GEORGIA STATE	*of	5	0	0	0	0	0	0	0	0	0	0	0	0	1	1	3	0	0	.240
Mar 09	at Charlotte	*of	3	0	0	0	0	0	0	0	0	0	0	0	0	0	0	0	0	0	.226
Mar 12	UNC GREENSBORO	*of	3	0	1	3	1	0	0	0	0	0	0	0	1	0	0	3	0	0	.232
Mar 13	UNC GREENSBORO	*of	4	0	1	2	0	0	0	1	1	0	0	0	0	0	0	3	0	0	.233
Mar 14	UNC GREENSBORO	*of	5	0	0	0	0	0	0	0	0	0	0	0	0	0	1	2	0	0	.215
Mar 16	ETSU	*of	6	2	3	5	1	0	2	0	0	0	0	0	0	0	1	2	0	1	.239
Mar 19	at Georgia	*of	3	1	2	1	1	0	0	3	0	0	0	0	0	0	0	1	0	0	.257
Mar 20	at Georgia	*of	3	0	0	0	0	0	0	1	0	0	0	0	0	0	0	1	1	0	.247
Mar 21	at Georgia	*of	5	0	0	1	0	0	0	0	0	0	0	0	0	0	1	3	0	0	.232
Mar 23	EASTERN KENTUCKY	*of	4	1	1	1	0	0	0	0	0	0	0	0	0	0	0	1	0	0	.233
Mar 26	LSU	*of	3	0	0	0	0	0	0	1	0	0	0	0	0	0	1	1	0	0	.225
Mar 27	LSU	*of	5	0	1	0	0	0	0	0	0	0	0	0	0	0	3	1	0	0	.223
Mar 28	LSU	*of	4	0	0	1	0	0	0	0	0	0	0	0	0	0	1	3	0	0	.214
Mar 30	WESTERN CAROLINA	*dh	2	1	1	0	0	0	0	0	0	0	0	0	0	0	0	0	0	0	.220
Apr 2	at Alabama	*of	2	0	1	1	1	0	0	2	0	0	0	0	0	0	0	3	0	0	.225
Apr 3	at Alabama	*of	5	1	1	1	0	0	0	0	0	0	0	0	1	0	2	6	0	0	.224
Apr 4	at Alabama	*of	4	1	3	2	0	0	0	1	0	0	0	0	0	1	0	2	0	0	.243
Apr 06	EASTERN KENTUCKY	*of	2	0	1	2	1	0	0	0	0	0	0	0	0	0	1	1	0	0	.248
Apr 09	FLORIDA	*of	4	0	0	0	0	0	0	0	0	0	0	0	0	0	1	4	0	0	.239
Apr 10	FLORIDA	*of	4	1	1	1	0	0	0	0	0	0	0	0	0	0	0	3	0	0	.240
Apr 11	FLORIDA	*of	4	1	2	0	1	0	0	1	0	0	0	0	0	0	0	3	0	0	.248
Apr 13	at Western Carolina	*of	5	2	2	2	1	0	1	0	0	0	0	0	0	0	0	3	0	0	.254
Apr 16	VANDERBILT	*of	4	0	0	0	0	0	0	0	0	0	0	0	0	0	1	1	0	0	.246
Apr 17	VANDERBILT	*of	4	1	1	0	0	0	0	0	0	0	0	0	0	0	1	4	0	0	.246
Apr 18	VANDERBILT	*of	3	0	0	0	0	0	0	0	0	0	0	0	0	0	3	2	1	0	.241
Apr 20	TENNESSEE TECH	*of	3	2	1	1	0	0	1	1	0	0	0	0	0	0	0	0	0	0	.243
Apr 24	at Texas A&M-1	*of	4	0	0	0	0	0	0	0	0	0	0	0	0	0	2	1	0	0	.236
Apr 24	at Texas A&M-2	*of	4	1	2	1	0	0	1	0	0	0	0	0	0	0	0	4	1	0	.243
Apr 25	at Texas A&M	*of	3	2	1	0	0	0	0	2	0	0	0	0	0	0	0	1	0	0	.245
Apr 27	LIPSCOMB	*of	4	0	0	0	0	0	0	0	0	0	0	0	0	0	3	1	0	0	.239
Apr 29	KENTUCKY	*of	4	3	2	3	0	0	1	0	0	0	1	0	0	0	0	1	0	0	.245
Apr 30	KENTUCKY	*of	4	0	1	0	1	0	0	0	0	0	0	0	0	0	1	1	0	0	.246
May 01	KENTUCKY	*of	5	1	4	1	1	0	0	0	0	0	0	0	0	0	0	0	0	0	.262
May 07	at MIZZOU	*of	3	1	1	1	0	0	0	2	1	0	0	0	0	0	1	2	1	0	.263
May 08	at MIZZOU	*of	3	0	0	0	0	0	0	2	0	0	0	0	0	0	2	0	0	0	.258
May 09	at MIZZOU	*of	3	1	1	1	0	0	0	1	2	0	0	0	1	0	1	3	0	0	.260
May 11	TENNESSEE TECH	*of	5	1	3	1	1	0	0	0	2	0	0	0	0	0	1	2	0	0	.269
Totals		47gs	186	29	50	45	12	2	9	20	6	0	2	0	4	2	40	96	4	1	.269

On base pct. .340 • Slugging pct. .500

2021 Tennessee Baseball
Individual Game-by-Game for Tennessee (as of May 12, 2021)

#12 Kyle Booker - 22 games (All games)

Date	Opponent	Pos	AB	R	H	RBI	2B	3B	HR	BB	SB	CS	HBP	SAC	SF	GDP	K	PO	A	E	Avg
Feb 23	ARKANSAS-PINE BLU	*of	4	1	1	3	1	0	0	1	0	0	0	0	0	0	1	2	0	0	.250
Feb 24	ARKANSAS-PINE BLU	*of	2	1	1	2	0	0	0	2	0	0	0	0	1	0	1	1	0	0	.333
Feb 27	INDIANA STATE-2	ph	1	0	0	0	0	0	0	0	0	0	0	0	0	0	0	0	0	0	.286
Mar 03	at Austin Peay	*dh	3	1	0	0	0	0	0	1	0	0	0	0	0	0	2	0	0	0	.200
Mar 07	GEORGIA STATE	*dh	2	1	0	0	0	0	0	2	0	0	0	0	0	0	0	0	0	0	.167
Mar 09	at Charlotte	of	1	0	0	0	0	0	0	0	0	0	0	0	0	0	0	1	0	0	.154
Mar 23	EASTERN KENTUCKY	*of	5	1	1	1	1	0	0	0	0	0	0	0	0	0	1	0	0	0	.167
Mar 30	WESTERN CAROLINA	*of	4	3	2	3	0	0	1	0	0	0	0	0	0	0	1	2	0	0	.227
Apr 2	at Alabama	ph	1	0	0	0	0	0	0	0	0	0	0	0	0	0	1	0	0	0	.217
Apr 3	at Alabama	*of	4	0	1	0	0	0	0	0	0	0	0	0	0	0	0	1	0	0	.222
Apr 4	at Alabama	ph/of	1	0	0	0	0	0	0	0	0	0	0	0	0	0	1	0	0	0	.214
Apr 06	EASTERN KENTUCKY	*of	4	1	1	0	0	0	0	0	0	0	0	0	0	0	2	1	0	0	.219
Apr 13	at Western Carolina	*dh	3	3	3	1	0	0	0	1	0	0	0	0	1	0	0	0	0	0	.286
Apr 16	VANDERBILT	*of	2	0	0	0	0	0	0	0	0	0	0	0	0	0	1	1	0	0	.270
Apr 17	VANDERBILT	ph	1	1	1	0	0	0	0	0	1	0	0	0	0	0	0	0	0	0	.289
Apr 18	VANDERBILT	*dh	2	0	0	0	0	0	0	0	0	0	0	0	0	0	2	0	0	0	.275
Apr 20	TENNESSEE TECH	pr/of	2	0	1	0	1	0	0	0	0	0	0	0	0	0	1	0	0	0	.286
Apr 24	at Texas A&M-1	*of	3	0	0	0	0	0	0	0	0	0	1	0	0	0	2	4	0	0	.267
Apr 24	at Texas A&M-2	of	0	0	0	0	0	0	0	0	0	0	0	0	0	0	0	1	0	1	.267
Apr 25	at Texas A&M	pr/of	2	3	2	0	1	0	0	0	0	0	0	0	0	0	0	2	0	0	.298
May 07	at MIZZOU	ph/dh	2	0	1	0	0	0	0	0	0	0	0	0	0	0	1	0	0	0	.306
May 11	TENNESSEE TECH	of	2	0	1	0	0	0	0	0	0	0	0	0	0	0	0	3	0	0	.314
Totals		12gs	51	16	16	10	4	0	1	7	1	0	1	0	2	0	17	19	0	1	.314

On base pct. .393 • Slugging pct. .451

#35 Kirby Connell - 6 games (All games)

Date	Opponent	Pos	AB	R	H	RBI	2B	3B	HR	BB	SB	CS	HBP	SAC	SF	GDP	K	PO	A	E	Avg
Feb 23	ARKANSAS-PINE BLU	p	0	0	0	0	0	0	0	0	0	0	0	0	0	0	0	1	0	0	.000
Feb 27	INDIANA STATE-2	p	0	0	0	0	0	0	0	0	0	0	0	0	0	0	0	0	1	0	.000
Mar 05	GEORGIA STATE	p	0	0	0	0	0	0	0	0	0	0	0	0	0	0	0	0	1	0	.000
Mar 27	LSU	p	0	0	0	0	0	0	0	0	0	0	0	0	0	0	0	0	1	0	.000
Apr 2	at Alabama	p	0	0	0	0	0	0	0	0	0	0	0	0	0	0	0	0	1	0	.000
Apr 17	VANDERBILT	p	0	0	0	0	0	0	0	0	0	0	0	0	0	0	0	1	0	0	.000
Totals		0gs	0	0	0	0	0	0	0	0	0	0	0	0	0	0	0	2	4	0	.000

On base pct. .000 • Slugging pct. .000

#35 Kirby Connell - 21 appearances (All games)

Date	Opponent	GS	IP	H	R	ER	BB	SO	2B	3B	HR	WP	BK	HBP	IBB	Score	W-L	Sv	ERA	NP
Feb 23	ARKANSAS-PINE BLU		1.0	0	0	0	0	1	0	0	0	0	0	0	0	21-1	0-0	0	0.00	7
Feb 27	INDIANA STATE-2		4.1	1	0	0	1	3	0	0	0	0	0	1	0	5-7	0-0	0	0.00	49
Mar 05	GEORGIA STATE		2.0	3	0	0	0	3	1	0	0	0	0	0	0	6-1	0-0	0	0.00	27
Mar 09	at Charlotte		3.0	2	1	0	0	2	0	0	0	0	0	0	0	0-9	0-0	0	0.00	34
Mar 12	UNC GREENSBORO		0.0	1	0	0	0	0	0	0	0	0	0	0	0	6-2	0-0	0	0.00	2
Mar 13	UNC GREENSBORO		1.0	1	0	0	0	2	0	0	0	0	0	0	0	14-9	0-0	0	0.00	19
Mar 16	ETSU		2.0	1	0	0	0	3	0	0	0	0	0	0	0	9-6	1-0	0	0.00	28
Mar 20	at Georgia		1.2	1	0	0	0	1	0	0	0	0	0	0	0	4-5	1-0	0	0.00	17
Mar 21	at Georgia		0.1	0	0	0	0	0	0	0	0	0	0	0	0	4-1	1-0	0	0.00	5
Mar 27	LSU		2.2	2	0	0	0	4	1	0	0	0	0	1	0	9-8	1-0	0	0.00	47
Apr 2	at Alabama		3.0	3	1	1	0	1	1	0	1	0	0	0	0	4-7	1-0	0	0.43	37
Apr 4	at Alabama		3.0	2	3	1	1	5	1	0	1	0	0	0	0	9-8	1-0	0	0.75	48
Apr 10	FLORIDA		3.0	4	1	1	0	5	1	0	0	0	0	0	0	5-4	1-0	1	1.00	56
Apr 13	at Western Carolina		0.1	0	0	0	0	0	0	0	0	0	0	0	0	14-12	1-0	2	0.99	4
Apr 17	VANDERBILT		1.0	0	0	0	0	0	0	0	0	0	0	0	0	8-4	1-0	2	0.95	10
Apr 18	VANDERBILT		2.0	5	4	4	0	0	0	0	2	0	0	0	0	4-10	1-0	2	2.08	31
Apr 24	at Texas A&M-2		2.1	4	4	4	0	1	1	0	0	0	0	0	0	5-6	1-1	2	3.03	31
Apr 29	KENTUCKY		1.0	0	0	0	0	2	0	0	0	0	0	0	0	14-4	1-1	2	2.94	12
Apr 30	KENTUCKY		0.2	1	0	0	0	0	0	0	0	0	0	0	0	2-8	1-1	2	2.88	10
May 08	at MIZZOU		3.0	2	0	0	0	1	0	0	0	0	0	0	0	11-4	1-1	2	2.65	40
May 11	TENNESSEE TECH		1.0	3	2	0	0	1	0	0	0	0	0	0	0	10-8	1-1	2	2.58	18
Totals		0	38.1	36	16	11	2	35	6	0	4	0	0	2	0	164-124	1-1	2	2.58	-

2021 Tennessee Baseball
Individual Game-by-Game for Tennessee (as of May 12, 2021)

#36 Chad Dallas - 5 games (All games)

Date	Opponent	Pos	AB	R	H	RBI	2B	3B	HR	BB	SB	CS	HBP	SAC	SF	GDP	K	PO	A	E	Avg
Feb 26	INDIANA STATE	*p	0	0	0	0	0	0	0	0	0	0	0	0	0	0	0	0	1	0	.000
Apr 2	at Alabama	*p	0	0	0	0	0	0	0	0	0	0	0	0	0	0	0	1	0	0	.000
Apr 24	at Texas A&M-1	*p	0	0	0	0	0	0	0	0	0	0	0	0	0	0	0	1	1	0	.000
Apr 29	KENTUCKY	*p	0	0	0	0	0	0	0	0	0	0	0	0	0	0	0	0	1	0	.000
May 07	at MIZZOU	*p	0	0	0	0	0	0	0	0	0	0	0	0	0	0	0	0	1	0	.000
Totals		5gs	0	0	0	0	0	0	0	0	0	0	0	0	0	0	0	2	4	0	.000

On base pct. .000 • Slugging pct. .000

#36 Chad Dallas - 11 appearances (All games)

Date	Opponent	GS	IP	H	R	ER	BB	SO	2B	3B	HR	WP	BK	HBP	IBB	Score	W-L	Sv	ERA	NP
Feb 19	at Georgia Southern	*	6.1	2	2	2	1	7	0	0	1	1	0	0	0	5-3	1-0	0	2.84	80
Feb 26	INDIANA STATE	*	5.0	9	3	3	1	9	0	0	1	0	0	0	0	4-3	1-0	0	3.97	89
Mar 12	UNC GREENSBORO	*	5.1	1	1	1	2	7	0	0	1	0	0	1	0	6-2	2-0	0	3.24	85
Mar 19	at Georgia	*	6.1	9	6	6	2	9	1	0	0	2	0	0	0	11-6	3-0	0	4.70	98
Mar 26	LSU	*	7.0	5	1	1	1	11	0	0	1	0	0	1	0	3-1	4-0	0	3.90	101
Apr 2	at Alabama	*	3.2	5	3	3	2	6	0	0	0	0	0	1	0	4-7	4-0	0	4.28	71
Apr 09	FLORIDA	*	7.0	7	4	3	0	11	0	0	3	0	0	0	0	6-4	5-0	0	4.20	102
Apr 16	VANDERBILT	*	7.0	5	3	2	0	7	2	0	2	0	0	0	0	0-5	5-1	0	3.97	98
Apr 24	at Texas A&M-1	*	7.0	5	1	1	0	5	1	0	0	0	0	1	0	6-1	6-1	0	3.62	97
Apr 29	KENTUCKY	*	6.0	6	4	3	2	7	0	0	2	1	0	0	0	14-4	7-1	0	3.71	105
May 07	at MIZZOU	*	7.0	6	4	4	1	8	1	0	1	0	0	1	0	5-4	8-1	0	3.86	98
Totals		11	67.2	60	32	29	12	87	5	0	12	4	0	5	0	64-40	8-1	0	3.86	-

#25 Christian Delashmit - 1 game (All games)

Date	Opponent	Pos	AB	R	H	RBI	2B	3B	HR	BB	SB	CS	HBP	SAC	SF	GDP	K	PO	A	E	Avg
Feb 24	ARKANSAS-PINE BLU	p	0	0	0	0	0	0	0	0	0	0	0	0	0	0	0	0	1	0	.000
Totals		0gs	0	0	0	0	0	0	0	0	0	0	0	0	0	0	0	0	1	0	.000

On base pct. .000 • Slugging pct. .000

#25 Christian Delashmit - 6 appearances (All games)

Date	Opponent	GS	IP	H	R	ER	BB	SO	2B	3B	HR	WP	BK	HBP	IBB	Score	W-L	Sv	ERA	NP
Feb 24	ARKANSAS-PINE BLU		1.0	1	1	0	0	1	0	0	0	2	0	0	0	14-6	0-0	0	0.00	23
Mar 09	at Charlotte		0.1	3	3	3	0	0	0	0	2	0	0	0	0	0-9	0-0	0	20.25	11
Mar 23	EASTERN KENTUCKY		1.0	1	0	0	0	1	0	0	0	0	0	0	0	13-5	0-0	0	11.57	10
Mar 30	WESTERN CAROLINA		0.2	0	0	0	0	1	0	0	0	0	0	0	0	9-2	0-0	0	9.00	5
Apr 06	EASTERN KENTUCKY		1.0	0	0	0	0	1	0	0	0	0	0	0	0	10-1	0-0	0	6.75	13
Apr 29	KENTUCKY		0.2	1	0	0	1	0	0	0	0	0	0	0	0	14-4	0-0	0	5.79	15
Totals		0	4.2	6	4	3	1	4	0	0	2	2	0	0	0	60-27	0-0	0	5.79	-

2021 Tennessee Baseball
Individual Game-by-Game for Tennessee (as of May 12, 2021)

#10 Pete Derkay - 39 games (All games)

Date	Opponent	Pos	AB	R	H	RBI	2B	3B	HR	BB	SB	CS	HBP	SAC	SF	GDP	K	PO	A	E	Avg
Feb 19	at Georgia Southern	*dh	4	0	0	0	0	0	0	0	0	0	0	0	0	0	4	0	0	0	.000
Feb 21	at Georgia Southern	ph	1	0	0	0	0	0	0	0	0	0	0	0	0	0	0	0	0	0	.000
Feb 23	ARKANSAS-PINE BLU	1b/c	3	1	2	2	0	0	1	0	0	0	0	0	0	0	0	8	1	0	.250
Feb 24	ARKANSAS-PINE BLU	1b/of	0	1	0	0	0	0	0	3	1	1	0	0	0	0	0	1	0	0	.250
Feb 27	INDIANA STATE-1	ph/dh	2	0	0	0	0	0	0	1	0	0	0	0	0	0	0	0	0	0	.200
Feb 28	INDIANA STATE	*dh	4	1	1	1	0	0	0	2	0	0	0	0	0	0	0	0	0	0	.214
Mar 03	at Austin Peay	*1b	3	1	1	0	0	0	0	1	0	0	1	0	0	0	1	9	0	0	.235
Mar 05	GEORGIA STATE	*dh	4	1	2	1	0	0	0	1	0	0	0	0	0	0	0	0	0	0	.286
Mar 06	GEORGIA STATE	*dh	4	0	0	0	0	0	0	0	0	0	0	0	0	0	1	0	0	0	.240
Mar 07	GEORGIA STATE	c	0	0	0	0	0	0	0	0	0	0	0	0	0	0	0	2	0	0	.240
Mar 09	at Charlotte	*dh	3	0	1	0	0	0	0	0	0	0	0	0	0	0	0	0	0	0	.250
Mar 12	UNC GREENSBORO	*dh	4	1	2	0	1	0	0	0	0	0	0	0	0	0	1	0	0	0	.281
Mar 13	UNC GREENSBORO	*dh	5	3	4	2	1	0	0	1	0	0	0	0	0	0	0	0	0	0	.351
Mar 14	UNC GREENSBORO	*dh	3	0	0	0	0	0	0	1	0	0	0	1	0	0	1	0	0	0	.325
Mar 16	ETSU	*dh	5	2	2	0	0	0	0	0	1	0	1	0	0	0	0	0	0	0	.333
Mar 19	at Georgia	*dh	4	1	1	1	0	0	0	1	0	0	0	1	0	0	0	0	0	0	.327
Mar 20	at Georgia	*dh	4	1	1	0	1	0	0	1	0	0	0	0	0	0	0	0	0	0	.321
Mar 21	at Georgia	*dh	4	2	1	0	0	0	0	1	0	0	0	0	0	0	1	0	0	0	.316
Mar 23	EASTERN KENTUCKY	*c	4	2	1	0	0	1	0	0	0	0	1	0	0	0	0	9	0	0	.311
Mar 26	LSU	*dh	3	1	0	0	0	0	0	0	0	0	1	0	0	0	1	0	0	0	.297
Mar 27	LSU	*dh	3	1	0	0	0	0	0	2	0	0	0	0	0	0	1	0	0	0	.284
Mar 28	LSU	*dh	3	1	1	0	1	0	0	1	0	0	0	0	0	1	0	0	0	0	.286
Mar 30	WESTERN CAROLINA	*c	4	0	0	0	0	0	0	1	0	0	0	0	0	0	0	10	1	0	.270
Apr 2	at Alabama	*dh	5	0	1	0	0	0	0	0	0	0	0	0	0	0	1	0	0	0	.266
Apr 3	at Alabama	ph/dh	3	0	1	1	0	0	0	0	0	1	0	0	0	0	0	0	0	0	.268
Apr 4	at Alabama	ph	1	0	0	0	0	0	0	0	0	0	0	0	0	0	1	0	0	0	.265
Apr 06	EASTERN KENTUCKY	*c	4	0	0	0	0	0	0	0	0	0	0	0	0	0	1	8	0	0	.253
Apr 13	at Western Carolina	*c	3	0	0	0	0	0	0	0	0	0	0	0	0	0	0	2	0	0	.244
Apr 18	VANDERBILT	ph/of	0	0	0	0	0	0	0	1	0	0	0	0	0	0	0	0	0	0	.244
Apr 20	TENNESSEE TECH	ph/1b	2	0	0	0	0	0	0	0	0	0	0	0	0	0	0	3	1	0	.239
Apr 24	at Texas A&M-2	*of	3	1	1	0	0	0	0	1	1	0	0	0	0	0	0	2	0	0	.242
Apr 25	at Texas A&M	*of	3	1	2	1	1	0	1	1	0	0	0	0	0	0	0	3	0	1	.255
Apr 27	LIPSCOMB	*dh	3	0	1	0	1	0	0	1	0	0	0	0	0	0	0	0	0	0	.257
Apr 29	KENTUCKY	*dh	4	2	3	0	0	0	0	0	0	0	0	0	0	0	0	0	0	0	.276
Apr 30	KENTUCKY	*dh	3	0	0	0	0	0	0	0	0	0	1	0	0	0	0	0	0	0	.269
May 01	KENTUCKY	*dh	3	0	1	1	0	0	0	0	0	0	0	0	1	0	0	0	0	0	.270
May 07	at MIZZOU	*dh	3	0	0	0	0	0	0	0	1	0	0	0	0	0	0	0	0	0	.263
May 08	at MIZZOU	*dh	5	0	1	1	0	0	0	0	1	0	0	0	0	0	2	0	0	0	.261
May 09	at MIZZOU	*dh	5	0	1	0	0	0	0	0	0	0	0	0	0	1	0	0	0	0	.258
Totals		30gs	124	24	32	11	6	1	2	21	5	2	5	2	1	2	16	57	3	1	.258

On base pct. .384 • Slugging pct. .371

2021 Tennessee Baseball
Individual Game-by-Game for Tennessee (as of May 12, 2021)

#2 Max Ferguson - 48 games (All games)

Date	Opponent	Pos	AB	R	H	RBI	2B	3B	HR	BB	SB	CS	HBP	SAC	SF	GDP	K	PO	A	E	Avg
Feb 19	at Georgia Southern	*2b	4	1	1	0	0	0	0	1	0	0	0	0	0	0	3	0	4	0	.250
Feb 20	at Georgia Southern	*2b	3	0	0	0	0	0	0	2	0	1	0	0	0	0	2	2	4	0	.143
Feb 21	at Georgia Southern	*of/2b	6	0	1	0	0	0	0	0	0	0	0	0	0	0	1	3	3	0	.154
Feb 23	ARKANSAS-PINE BLU	*dh	4	2	2	4	0	0	1	1	1	0	0	0	1	0	0	0	0	0	.235
Feb 26	INDIANA STATE	*2b	5	1	1	0	0	0	0	0	1	0	0	0	0	0	3	2	2	1	.227
Feb 27	INDIANA STATE-1	*2b	4	0	0	0	0	0	0	0	1	0	0	0	0	0	0	2	1	0	.192
Feb 27	INDIANA STATE-2	*2b	3	1	1	0	0	0	0	2	0	0	0	0	0	0	1	2	4	0	.207
Feb 28	INDIANA STATE	*2b	4	0	1	2	1	0	0	1	0	0	0	0	0	0	0	1	1	1	.212
Mar 03	at Austin Peay	*2b	5	0	1	0	0	0	0	0	0	1	0	0	0	0	0	3	6	0	.211
Mar 05	GEORGIA STATE	*2b	2	2	0	0	0	0	0	2	0	0	0	0	0	0	1	2	1	0	.200
Mar 06	GEORGIA STATE	*2b	2	0	2	0	0	0	0	2	1	0	0	0	0	0	0	2	0	0	.238
Mar 07	GEORGIA STATE	*2b	4	0	1	0	0	0	0	1	0	0	0	0	0	0	0	2	1	0	.239
Mar 09	at Charlotte	*2b	2	0	0	0	0	0	0	2	0	0	0	0	0	1	0	4	2	0	.229
Mar 12	UNC GREENSBORO	*2b	4	2	2	1	1	0	1	0	0	0	0	0	0	0	1	0	1	0	.250
Mar 13	UNC GREENSBORO	*2b	3	1	1	1	0	1	0	0	0	0	0	1	0	0	1	2	3	0	.255
Mar 14	UNC GREENSBORO	*2b	4	1	3	1	1	0	0	0	3	0	0	0	0	0	1	2	1	0	.288
Mar 16	ETSU	*2b	5	1	2	1	1	1	0	0	0	0	0	0	0	0	3	2	3	0	.297
Mar 19	at Georgia	*2b	3	1	0	0	0	0	0	2	0	0	0	0	0	0	1	1	4	0	.284
Mar 20	at Georgia	*2b	4	0	1	0	0	0	0	0	0	0	0	0	0	0	2	2	4	0	.282
Mar 21	at Georgia	*2b	3	0	0	0	0	0	0	0	0	1	1	0	0	0	2	2	4	0	.270
Mar 23	EASTERN KENTUCKY	*2b	3	2	1	1	0	0	0	2	0	0	0	0	1	0	1	2	3	0	.273
Mar 26	LSU	*2b	3	0	0	0	0	0	0	1	0	0	0	0	0	0	3	0	3	0	.262
Mar 27	LSU	*2b	3	1	0	0	0	0	0	2	0	0	0	0	0	0	0	1	4	0	.253
Mar 28	LSU	*2b	2	0	0	0	0	0	0	1	0	0	0	0	0	0	0	1	2	0	.247
Mar 30	WESTERN CAROLINA	*2b	1	1	0	0	0	0	0	3	3	1	0	0	0	0	1	1	4	0	.244
Apr 2	at Alabama	*2b	3	0	0	0	0	0	0	1	0	0	0	0	0	0	2	1	2	0	.236
Apr 3	at Alabama	*2b	4	1	0	0	0	0	0	2	0	0	0	0	0	0	3	4	1	0	.226
Apr 4	at Alabama	*2b	4	0	1	1	0	0	0	0	0	0	0	0	1	0	1	0	4	1	.227
Apr 06	EASTERN KENTUCKY	*of/2b	3	0	0	0	0	0	0	0	0	0	0	0	0	0	0	1	0	0	.220
Apr 09	FLORIDA	*2b	4	0	1	0	0	0	0	0	2	0	0	0	0	0	1	1	2	1	.221
Apr 10	FLORIDA	*2b	2	1	0	0	0	0	0	2	0	0	0	0	0	0	1	1	2	0	.217
Apr 11	FLORIDA	*2b	5	1	2	0	0	0	0	0	1	0	0	0	0	0	2	0	2	0	.225
Apr 13	at Western Carolina	*2b	4	2	4	6	1	0	1	1	0	0	0	0	1	0	0	4	3	0	.252
Apr 16	VANDERBILT	*2b	4	0	0	0	0	0	0	0	0	0	0	0	0	0	3	1	6	0	.244
Apr 17	VANDERBILT	*2b	3	0	0	0	0	0	0	0	0	0	1	1	0	0	2	3	1	0	.238
Apr 18	VANDERBILT	*2b	4	1	1	1	0	0	1	0	0	0	0	1	0	0	0	2	4	0	.238
Apr 20	TENNESSEE TECH	*2b	4	0	1	1	0	0	0	1	0	0	0	0	0	1	1	2	2	0	.238
Apr 24	at Texas A&M-1	*2b	5	0	1	2	0	0	0	0	0	0	0	0	0	0	1	0	2	0	.237
Apr 24	at Texas A&M-2	*2b	3	0	0	0	0	0	0	0	0	0	1	0	0	0	2	0	3	0	.232
Apr 25	at Texas A&M	*2b	4	1	1	2	0	0	1	0	0	0	0	1	1	0	1	3	2	1	.232
Apr 27	LIPSCOMB	*2b	5	0	1	0	1	0	0	0	0	0	0	0	0	0	2	0	1	0	.231
Apr 29	KENTUCKY	*2b	3	1	1	0	0	0	0	3	1	0	0	0	0	0	1	0	3	0	.233
Apr 30	KENTUCKY	*2b	4	0	1	0	0	0	0	0	0	0	0	0	0	0	0	3	2	0	.234
May 01	KENTUCKY	*2b	4	2	2	1	1	0	0	1	0	0	0	0	0	0	0	1	3	1	.241
May 07	at MIZZOU	*2b	4	1	3	3	1	0	1	1	0	0	0	0	0	0	1	1	1	0	.253
May 08	at MIZZOU	*2b	3	2	2	0	0	0	0	1	0	0	0	1	0	0	0	1	3	0	.261
May 09	at MIZZOU	*2b	4	2	2	3	0	0	1	1	0	0	0	0	0	0	0	0	2	0	.266
May 11	TENNESSEE TECH	*2b	4	1	0	0	0	0	0	1	0	0	0	0	0	0	1	3	2	1	.260
Totals		48gs	173	33	45	31	8	2	7	40	14	4	3	5	5	2	52	73	118	7	.260

On base pct. .398 • Slugging pct. .451

2021 Tennessee Baseball
Individual Game-by-Game for Tennessee (as of May 12, 2021)

#1 Drew Gilbert - 48 games (All games)

Date	Opponent	Pos	AB	R	H	RBI	2B	3B	HR	BB	SB	CS	HBP	SAC	SF	GDP	K	PO	A	E	Avg
Feb 19	at Georgia Southern	*of/of	4	0	1	0	1	0	0	0	0	0	0	0	0	0	1	2	0	0	.250
Feb 20	at Georgia Southern	*of	4	2	2	3	0	0	2	0	0	0	0	0	0	0	0	0	0	0	.375
Feb 21	at Georgia Southern	*of/of	5	0	1	0	0	0	0	0	0	0	0	0	0	0	0	4	0	0	.308
Feb 23	ARKANSAS-PINE BLU	*of	2	1	0	1	0	0	0	0	1	0	1	0	0	0	0	0	0	0	.267
Feb 26	INDIANA STATE	*of	4	0	2	0	0	0	0	0	1	0	0	0	0	0	1	1	0	0	.316
Feb 27	INDIANA STATE-1	*of	4	0	1	0	0	0	0	0	0	0	0	0	0	0	0	2	0	0	.304
Feb 27	INDIANA STATE-2	*of	5	0	2	1	0	0	0	0	0	0	0	0	0	0	0	4	0	0	.321
Feb 28	INDIANA STATE	*of	5	0	1	0	0	0	0	0	0	0	0	0	0	0	0	2	0	0	.303
Mar 03	at Austin Peay	*of	3	0	1	1	0	0	0	1	0	0	0	0	1	0	1	1	0	0	.306
Mar 05	GEORGIA STATE	*of	4	0	0	0	0	0	0	1	0	0	0	0	0	0	2	2	0	0	.275
Mar 06	GEORGIA STATE	*of/of	2	1	1	0	0	0	0	1	0	0	1	0	0	0	0	0	0	0	.286
Mar 07	GEORGIA STATE	*of/p	4	1	2	2	0	0	1	0	0	0	0	0	0	0	0	1	0	0	.304
Mar 09	at Charlotte	*of	3	0	1	0	0	0	0	0	0	0	0	0	0	0	0	3	0	0	.306
Mar 12	UNC GREENSBORO	*of	4	1	1	0	1	0	0	0	0	0	0	0	0	0	0	1	0	0	.302
Mar 13	UNC GREENSBORO	*of	5	1	2	2	0	0	0	0	1	0	0	0	0	0	1	0	0	0	.310
Mar 14	UNC GREENSBORO	*of	3	2	2	5	0	0	2	1	0	0	1	0	0	0	0	5	0	0	.328
Mar 16	ETSU	*of	5	0	1	2	0	0	0	0	0	0	0	0	1	0	1	2	0	0	.318
Mar 19	at Georgia	*of	5	0	0	0	0	0	0	0	0	0	1	0	0	0	0	2	0	0	.296
Mar 20	at Georgia	*of	4	0	1	1	0	0	0	0	0	0	0	0	0	0	1	1	0	0	.293
Mar 21	at Georgia	*of	4	0	3	2	0	0	0	0	0	0	0	0	1	0	1	2	0	0	.316
Mar 23	EASTERN KENTUCKY	*of/p	3	2	2	2	1	0	0	0	0	0	1	0	0	0	1	0	0	0	.329
Mar 26	LSU	*of	3	0	1	1	1	0	0	0	0	0	1	0	0	0	1	1	0	0	.329
Mar 27	LSU	*of	5	1	2	3	1	0	1	0	0	0	1	0	0	0	1	1	0	0	.333
Mar 28	LSU	*of	2	0	0	1	0	0	0	1	1	0	1	0	0	0	1	2	0	0	.326
Mar 30	WESTERN CAROLINA	*of/p	4	0	0	0	0	0	0	0	0	0	0	0	0	0	1	1	0	0	.312
Apr 2	at Alabama	*of	4	1	1	1	0	0	0	0	0	0	0	0	0	0	1	2	0	0	.310
Apr 3	at Alabama	*of	3	2	1	0	0	0	0	2	1	0	1	0	0	0	1	2	0	0	.311
Apr 4	at Alabama	*of	3	2	1	1	0	0	0	2	0	0	0	0	0	0	1	4	0	1	.311
Apr 06	EASTERN KENTUCKY	*of/p	3	1	0	0	0	0	0	0	0	0	0	0	0	0	0	1	0	0	.303
Apr 09	FLORIDA	*of	4	1	2	1	0	0	0	0	0	0	0	0	0	0	0	2	0	0	.310
Apr 10	FLORIDA	*of	4	0	0	0	0	0	0	0	0	0	0	0	0	2	0	1	0	0	.299
Apr 11	FLORIDA	*of	5	0	0	0	0	0	0	0	0	0	0	0	0	0	3	1	0	0	.287
Apr 13	at Western Carolina	*of	6	0	0	0	0	0	0	0	0	0	0	0	0	0	2	3	0	0	.273
Apr 16	VANDERBILT	*of	4	0	0	0	0	0	0	0	0	0	0	0	0	0	1	3	0	0	.265
Apr 17	VANDERBILT	*of	3	1	0	0	0	0	0	2	0	0	0	0	0	0	2	3	0	0	.259
Apr 18	VANDERBILT	*of	3	0	0	0	0	0	0	1	0	0	0	0	0	0	0	1	0	0	.254
Apr 20	TENNESSEE TECH	*dh/p	4	0	1	1	0	0	0	0	0	0	0	0	0	0	0	1	1	0	.254
Apr 24	at Texas A&M-1	*of	4	0	0	0	0	0	0	0	0	0	0	0	0	0	0	7	0	0	.247
Apr 24	at Texas A&M-2	*of	5	0	1	2	0	0	0	0	0	0	0	0	0	0	1	3	0	0	.245
Apr 25	at Texas A&M	*of	6	2	4	3	1	0	0	0	0	0	0	0	0	0	0	4	0	0	.261
Apr 27	LIPSCOMB	*of	5	0	1	0	0	0	0	0	1	0	0	0	0	0	1	2	0	0	.259
Apr 29	KENTUCKY	*of	5	0	1	3	0	0	0	0	0	1	0	0	0	0	0	1	0	0	.257
Apr 30	KENTUCKY	*of	3	0	0	0	0	0	0	0	0	0	1	0	0	0	0	1	0	0	.253
May 01	KENTUCKY	*of	4	1	1	0	1	0	0	0	0	0	1	0	0	0	0	4	0	0	.253
May 07	at MIZZOU	*of	5	0	2	0	1	0	0	0	0	0	0	0	0	0	0	3	0	0	.257
May 08	at MIZZOU	*of	5	3	3	4	2	0	0	0	1	0	1	0	0	0	1	1	0	0	.266
May 09	at MIZZOU	*of	5	2	4	2	1	0	0	0	0	0	0	0	0	0	0	2	0	0	.280
May 11	TENNESSEE TECH	*of/p	2	1	1	2	0	0	0	1	0	0	0	0	0	0	0	4	0	0	.283
Totals		48gs	191	29	54	47	11	0	6	13	7	1	12	0	3	2	28	96	1	1	.283

On base pct. .361 • Slugging pct. .435

#1 Drew Gilbert - 7 appearances (All games)

Date	Opponent	GS	IP	H	R	ER	BB	SO	2B	3B	HR	WP	BK	HBP	IBB	Score	W-L	Sv	ERA	NP
Feb 24	ARKANSAS-PINE BLU		2.0	1	0	0	0	3	0	0	0	0	0	1	0	14-6	1-0	0	0.00	31
Mar 07	GEORGIA STATE		1.0	1	0	0	1	1	1	0	0	0	0	0	0	7-0	1-0	0	0.00	25
Mar 23	EASTERN KENTUCKY		1.0	0	0	0	0	1	0	0	0	1	0	1	0	13-5	1-0	0	0.00	22
Mar 30	WESTERN CAROLINA		0.1	0	0	0	0	0	0	0	0	0	0	0	0	9-2	1-0	0	0.00	3
Apr 06	EASTERN KENTUCKY		1.0	0	0	0	0	1	0	0	0	0	0	0	0	10-1	1-0	0	0.00	14
Apr 20	TENNESSEE TECH		2.0	1	0	0	3	2	0	0	0	0	0	0	0	3-2	1-0	0	0.00	35
May 11	TENNESSEE TECH		1.0	0	0	0	1	0	0	0	0	0	0	0	0	10-8	1-0	0	0.00	12
Totals		0	8.1	3	0	0	5	8	1	0	0	1	0	2	0	66-24	1-0	0	0.00	-

2021 Tennessee Baseball
Individual Game-by-Game for Tennessee (as of May 12, 2021)

#19 Jackson Greer - 22 games (All games)

Date	Opponent	Pos	AB	R	H	RBI	2B	3B	HR	BB	SB	CS	HBP	SAC	SF	GDP	K	PO	A	E	Avg
Feb 21	at Georgia Southern	*c	5	1	2	0	0	0	0	0	0	0	0	0	0	0	1	10	2	1	.400
Feb 24	ARKANSAS-PINE BLU	*c	4	1	1	0	1	0	0	1	0	0	0	0	0	0	1	11	0	0	.333
Feb 27	INDIANA STATE-1	*dh	1	0	0	0	0	0	0	0	0	0	0	0	0	0	1	0	0	0	.300
Feb 27	INDIANA STATE-2	*c	1	1	1	0	1	0	0	3	0	0	0	0	0	0	0	7	0	0	.364
Mar 03	at Austin Peay	*c	3	1	1	1	1	0	0	1	0	0	1	0	0	0	1	8	0	0	.357
Mar 06	GEORGIA STATE	ph	1	0	0	0	0	0	0	0	0	0	0	0	0	0	1	0	0	0	.333
Mar 07	GEORGIA STATE	*c	4	0	1	0	0	0	0	0	0	0	0	0	0	0	2	8	2	0	.316
Mar 09	at Charlotte	c	2	0	0	0	0	0	0	0	0	0	0	0	0	0	1	3	0	0	.286
Mar 13	UNC GREENSBORO	*c	3	0	0	2	0	0	0	1	0	0	0	0	1	0	2	12	1	0	.250
Mar 16	ETSU	*c	2	0	0	0	0	0	0	1	0	0	1	0	0	0	0	10	0	0	.231
Apr 13	at Western Carolina	c	2	1	2	2	2	0	0	0	0	0	0	1	0	0	0	5	0	0	.286
Apr 17	VANDERBILT	c	0	0	0	0	0	0	0	0	0	0	0	0	0	0	0	0	0	0	.286
Apr 18	VANDERBILT	*c	2	1	1	1	0	0	1	2	0	0	0	0	0	0	1	6	2	0	.300
Apr 20	TENNESSEE TECH	*c	2	0	0	0	0	0	0	0	0	0	1	0	0	0	1	9	0	0	.281
Apr 27	LIPSCOMB	*c	3	0	2	0	0	0	0	1	0	0	0	0	0	0	0	13	1	0	.314
Apr 29	KENTUCKY	*c	4	2	2	2	0	0	1	0	0	0	1	0	0	0	0	10	0	0	.333
Apr 30	KENTUCKY	*c	4	1	2	1	0	0	1	0	0	0	0	0	0	0	0	8	0	0	.349
May 01	KENTUCKY	*c	5	1	0	0	0	0	0	0	0	0	0	0	0	0	0	10	0	0	.312
May 07	at MIZZOU	*c	4	0	0	0	0	0	0	1	0	0	0	0	0	0	3	10	0	0	.288
May 08	at MIZZOU	*c	3	1	1	0	0	0	0	2	0	0	0	0	0	0	2	11	1	0	.291
May 09	at MIZZOU	*c	4	2	1	0	0	0	0	1	1	0	0	0	0	0	2	8	1	0	.288
May 11	TENNESSEE TECH	*c	5	0	2	0	0	0	0	0	0	1	0	0	0	0	0	6	1	0	.297
Totals		18gs	64	13	19	9	5	0	3	14	1	1	4	1	1	0	19	165	11	1	.297

On base pct. .446 • Slugging pct. .516

#11 Will Heflin - 9 games (All games)

Date	Opponent	Pos	AB	R	H	RBI	2B	3B	HR	BB	SB	CS	HBP	SAC	SF	GDP	K	PO	A	E	Avg
Feb 27	INDIANA STATE-1	p	0	0	0	0	0	0	0	0	0	0	0	0	0	0	0	0	2	0	.000
Mar 05	GEORGIA STATE	*p	0	0	0	0	0	0	0	0	0	0	0	0	0	0	0	0	2	1	.000
Mar 13	UNC GREENSBORO	*p	0	0	0	0	0	0	0	0	0	0	0	0	0	0	0	0	1	0	.000
Mar 27	LSU	*p	0	0	0	0	0	0	0	0	0	0	0	0	0	0	0	0	2	0	.000
Apr 3	at Alabama	*p	0	0	0	0	0	0	0	0	0	0	0	0	0	0	0	0	1	0	.000
Apr 10	FLORIDA	*p	0	0	0	0	0	0	0	0	0	0	0	0	0	0	0	1	0	0	.000
Apr 17	VANDERBILT	*p	0	0	0	0	0	0	0	0	0	0	0	0	0	0	0	0	2	0	.000
Apr 30	KENTUCKY	*p	0	0	0	0	0	0	0	0	0	0	0	0	0	0	0	0	2	0	.000
May 08	at MIZZOU	*p	0	0	0	0	0	0	0	0	0	0	0	0	0	0	0	0	0	1	.000
Totals		8gs	0	0	0	0	0	0	0	0	0	0	0	0	0	0	0	1	12	2	.000

On base pct. .000 • Slugging pct. .000

#11 Will Heflin - 13 appearances (All games)

Date	Opponent	GS	IP	H	R	ER	BB	SO	2B	3B	HR	WP	BK	HBP	IBB	Score	W-L	Sv	ERA	NP
Feb 23	ARKANSAS-PINE BLU		3.1	1	0	0	1	8	0	0	0	0	0	0	0	21-1	1-0	0	0.00	51
Feb 27	INDIANA STATE-1		4.2	4	1	1	1	1	1	0	0	0	0	1	0	1-3	1-0	0	1.12	59
Mar 05	GEORGIA STATE	*	7.0	6	1	1	0	8	0	0	1	0	0	0	0	6-1	2-0	0	1.20	99
Mar 09	at Charlotte	*	1.0	2	1	1	0	1	0	0	0	1	0	0	0	0-9	2-1	0	1.69	21
Mar 13	UNC GREENSBORO	*	2.0	5	6	6	2	4	0	1	2	0	0	0	0	14-9	2-1	0	4.50	58
Mar 20	at Georgia	*	3.1	5	1	1	0	2	1	0	0	1	0	0	0	4-5	2-1	0	4.22	63
Mar 27	LSU	*	3.1	6	2	2	1	6	0	0	1	0	0	0	0	9-8	2-1	0	4.38	58
Apr 3	at Alabama	*	5.2	6	1	1	0	5	1	0	1	0	0	0	0	8-4	2-1	0	3.86	68
Apr 10	FLORIDA	*	3.2	5	3	3	2	1	1	0	1	0	0	0	0	5-4	2-1	0	4.24	71
Apr 17	VANDERBILT	*	7.0	5	4	1	1	4	0	0	2	1	0	0	0	8-4	2-1	0	3.73	95
Apr 24	at Texas A&M-2	*	3.2	5	2	2	0	1	0	0	1	0	0	0	0	5-6	2-1	0	3.83	55
Apr 30	KENTUCKY	*	6.1	8	3	3	0	6	1	0	1	2	0	0	0	2-8	2-2	0	3.88	74
May 08	at MIZZOU	*	3.0	5	4	3	1	4	2	0	0	0	0	1	0	11-4	2-2	0	4.17	74
Totals		11	54.0	63	29	25	9	51	7	1	10	5	0	2	0	94-66	2-2	0	4.17	-

2021 Tennessee Baseball
Individual Game-by-Game for Tennessee (as of May 12, 2021)

#20 Connor Housley - 2 games (All games)

Date	Opponent	Pos	AB	R	H	RBI	2B	3B	HR	BB	SB	CS	HBP	SAC	SF	GDP	K	PO	A	E	Avg
Feb 24	ARKANSAS-PINE BLU	p	0	0	0	0	0	0	0	0	0	0	0	0	0	0	0	0	1	0	.000
Apr 16	VANDERBILT	p	0	0	0	0	0	0	0	0	0	0	0	0	0	0	0	0	0	1	.000
Totals		ogs	0	0	0	0	0	0	0	0	0	0	0	0	0	0	0	0	1	1	.000

On base pct. .000 • Slugging pct. .000

#20 Connor Housley - 12 appearances (All games)

Date	Opponent	GS	IP	H	R	ER	BB	SO	2B	3B	HR	WP	BK	HBP	IBB	Score	W-L	Sv	ERA	NP
Feb 23	ARKANSAS-PINE BLU		1.0	1	0	0	0	3	0	0	0	0	0	0	0	21-1	0-0	0	0.00	17
Feb 24	ARKANSAS-PINE BLU		1.0	0	0	0	0	0	0	0	0	0	0	0	0	14-6	0-0	0	0.00	7
Feb 27	INDIANA STATE-1		0.1	0	0	0	1	0	0	0	0	1	0	0	0	1-3	0-0	0	0.00	8
Mar 03	at Austin Peay		0.2	1	0	0	1	1	0	0	0	0	0	0	0	5-3	0-0	0	0.00	14
Mar 16	ETSU		3.0	1	1	1	1	7	0	0	1	0	0	0	0	9-6	0-0	0	1.50	60
Mar 23	EASTERN KENTUCKY		1.0	1	0	0	0	1	1	0	0	0	0	0	0	13-5	0-0	0	1.29	12
Mar 30	WESTERN CAROLINA		0.2	0	0	0	1	1	0	0	0	0	0	0	0	9-2	0-0	0	1.17	16
Apr 06	EASTERN KENTUCKY		1.0	0	0	0	0	1	0	0	0	0	0	0	0	10-1	0-0	0	1.04	11
Apr 11	FLORIDA		0.1	0	0	0	0	0	0	0	0	0	0	0	0	6-7	0-0	0	1.00	1
Apr 13	at Western Carolina		0.1	2	2	2	0	0	1	0	0	0	0	0	0	14-12	0-0	0	2.89	7
Apr 16	VANDERBILT		0.1	2	1	1	1	0	0	0	0	0	0	0	0	0-5	0-0	0	3.72	18
May 11	TENNESSEE TECH		0.2	0	0	0	1	0	0	0	0	0	0	0	0	10-8	0-0	0	3.48	11
Totals		0	10.1	8	4	4	6	14	2	0	1	1	0	0	0	112-59	0-0	0	3.48	-

#32 Sean Hunley - 8 games (All games)

Date	Opponent	Pos	AB	R	H	RBI	2B	3B	HR	BB	SB	CS	HBP	SAC	SF	GDP	K	PO	A	E	Avg
Feb 19	at Georgia Southern	p	0	0	0	0	0	0	0	0	0	0	0	0	0	0	0	0	1	0	.000
Feb 26	INDIANA STATE	p	0	0	0	0	0	0	0	0	0	0	0	0	0	0	0	1	0	0	.000
Mar 06	GEORGIA STATE	p	0	0	0	0	0	0	0	0	0	0	0	0	0	0	0	0	1	0	.000
Mar 14	UNC GREENSBORO	p	0	0	0	0	0	0	0	0	0	0	0	0	0	0	0	0	1	0	.000
Mar 26	LSU	p	0	0	0	0	0	0	0	0	0	0	0	0	0	0	0	0	1	0	.000
Apr 20	TENNESSEE TECH	p	0	0	0	0	0	0	0	0	0	0	0	0	0	0	0	0	1	0	.000
Apr 30	KENTUCKY	p	0	0	0	0	0	0	0	0	0	0	0	0	0	0	0	0	0	1	.000
May 07	at MIZZOU	p	0	0	0	0	0	0	0	0	0	0	0	0	0	0	0	1	1	0	.000
Totals		ogs	0	0	0	0	0	0	0	0	0	0	0	0	0	0	0	2	6	1	.000

On base pct. .000 • Slugging pct. .000

#32 Sean Hunley - 23 appearances (All games)

Date	Opponent	GS	IP	H	R	ER	BB	SO	2B	3B	HR	WP	BK	HBP	IBB	Score	W-L	Sv	ERA	NP
Feb 19	at Georgia Southern		1.2	2	1	1	0	3	1	0	0	0	0	0	0	5-3	0-0	0	5.40	28
Feb 21	at Georgia Southern		1.1	2	0	0	0	4	0	0	0	0	0	1	0	7-3	1-0	0	3.00	22
Feb 26	INDIANA STATE		4.0	0	0	0	0	3	0	0	0	0	0	0	0	4-3	2-0	0	1.29	35
Feb 28	INDIANA STATE		5.2	2	2	2	1	6	0	0	1	0	0	0	0	6-5	2-0	0	2.13	67
Mar 06	GEORGIA STATE		1.0	2	1	1	0	1	1	0	0	0	0	1	0	5-1	2-0	0	2.63	24
Mar 09	at Charlotte		2.0	4	1	1	0	3	0	0	0	0	0	0	0	0-9	2-0	0	2.87	35
Mar 12	UNC GREENSBORO		2.0	1	1	1	1	3	0	0	1	0	0	0	0	6-2	2-0	0	3.06	39
Mar 14	UNC GREENSBORO		3.0	2	1	0	0	1	1	0	0	0	0	1	0	9-3	2-0	1	2.61	44
Mar 19	at Georgia		2.2	0	0	0	0	4	0	0	0	1	0	0	0	11-6	2-0	1	2.31	33
Mar 26	LSU		2.0	0	0	0	1	1	0	0	0	0	0	0	0	3-1	2-0	2	2.13	22
Mar 27	LSU		0.1	0	0	0	1	1	0	0	0	0	0	0	0	9-8	3-0	2	2.10	9
Mar 28	LSU		2.1	1	0	0	0	2	0	0	0	0	0	0	0	3-2	4-0	2	1.93	29
Apr 2	at Alabama		1.1	2	3	3	1	2	1	0	1	0	0	0	0	4-7	4-1	2	2.76	34
Apr 4	at Alabama		0.2	0	0	0	1	0	0	0	0	0	0	0	0	9-8	4-1	3	2.70	9
Apr 09	FLORIDA		2.0	0	0	0	0	1	0	0	0	0	0	0	0	6-4	4-1	4	2.53	18
Apr 11	FLORIDA		0.2	3	3	3	0	2	1	0	1	0	0	0	0	6-7	4-2	4	3.31	18
Apr 13	at Western Carolina		2.1	6	2	2	1	2	1	0	0	0	0	0	0	14-12	4-2	4	3.60	47
Apr 17	VANDERBILT		1.0	2	0	0	0	0	0	0	0	0	0	0	0	8-4	5-2	4	3.50	10
Apr 20	TENNESSEE TECH		2.0	1	0	0	0	4	0	0	0	0	0	0	0	3-2	6-2	4	3.32	28
Apr 24	at Texas A&M-1		2.0	0	0	0	0	2	0	0	0	0	0	0	0	6-1	6-2	4	3.15	26
Apr 25	at Texas A&M		2.1	2	0	0	2	2	1	0	0	1	0	1	0	20-7	7-2	4	2.98	59
Apr 30	KENTUCKY		1.1	2	4	2	1	2	1	0	1	0	0	0	0	2-8	7-2	4	3.30	26
May 07	at MIZZOU		2.0	0	0	0	0	2	0	0	0	0	0	0	0	5-4	7-2	5	3.15	23
Totals		0	45.2	34	19	16	10	51	8	0	5	2	0	4	0	151-110	7-2	5	3.15	-

2021 Tennessee Baseball
Individual Game-by-Game for Tennessee (as of May 12, 2021)

#13 Cortland Lawson - 12 games (All games)

Date	Opponent	Pos	AB	R	H	RBI	2B	3B	HR	BB	SB	CS	HBP	SAC	SF	GDP	K	PO	A	E	Avg
Feb 23	ARKANSAS-PINE BLU	ph/3b	2	1	1	1	1	0	0	0	0	0	0	0	0	0	1	0	1	0	.500
Feb 24	ARKANSAS-PINE BLU	ph	1	0	0	0	0	0	0	0	0	0	0	0	0	0	0	0	0	0	.333
Mar 09	at Charlotte	3b	0	0	0	0	0	0	0	0	0	0	0	0	0	0	0	0	0	0	.333
Mar 23	EASTERN KENTUCKY	ph/ss	2	1	1	2	0	0	1	0	0	0	1	0	0	0	0	1	2	1	.400
Mar 30	WESTERN CAROLINA	ph/2b	1	1	1	0	0	0	0	0	0	0	0	0	0	0	0	0	0	0	.500
Apr 06	EASTERN KENTUCKY	*2b/ss	4	1	1	0	0	0	0	0	0	0	0	0	0	0	2	0	7	0	.400
Apr 20	TENNESSEE TECH	*ss	2	0	1	0	0	0	0	0	0	0	0	0	0	0	1	1	3	0	.417
Apr 25	at Texas A&M	2b	0	0	0	0	0	0	0	0	0	0	0	0	0	0	0	0	0	0	.417
Apr 27	LIPSCOMB	ph	1	0	0	0	0	0	0	0	0	0	0	0	0	0	1	0	0	0	.385
May 08	at MIZZOU	2b	0	0	0	0	0	0	0	0	0	0	0	0	0	0	0	1	1	0	.385
May 09	at MIZZOU	ph/ss	1	0	0	0	0	0	0	0	0	0	0	0	0	0	0	0	0	1	.357
May 11	TENNESSEE TECH	ss	0	0	0	0	0	0	0	0	0	0	0	0	0	0	0	0	0	0	.357
Totals		2gs	14	4	5	3	1	0	1	0	0	0	1	0	0	0	5	3	14	2	.357

On base pct. .400 • Slugging pct. .643

#40 Luc Lipcius - 48 games (All games)

Date	Opponent	Pos	AB	R	H	RBI	2B	3B	HR	BB	SB	CS	HBP	SAC	SF	GDP	K	PO	A	E	Avg
Feb 19	at Georgia Southern	*1b	3	1	2	1	1	0	0	1	0	0	0	0	0	0	0	7	0	0	.667
Feb 20	at Georgia Southern	*1b	4	0	0	0	0	0	0	0	0	0	0	0	0	0	1	15	1	0	.286
Feb 21	at Georgia Southern	*1b	4	0	0	0	0	0	0	1	0	0	0	0	0	0	3	13	1	0	.182
Feb 23	ARKANSAS-PINE BLU	*1b	2	0	0	0	0	0	0	1	0	0	0	0	0	0	0	2	0	0	.154
Feb 24	ARKANSAS-PINE BLU	*1b	2	1	1	2	0	0	1	0	0	0	0	0	0	0	0	1	1	0	.200
Feb 26	INDIANA STATE	*1b	2	0	0	0	0	0	0	2	0	0	0	0	0	0	1	7	1	0	.176
Feb 27	INDIANA STATE-1	*1b	3	0	1	0	0	0	0	1	1	0	0	0	0	0	0	10	0	0	.200
Feb 27	INDIANA STATE-2	*1b	4	1	1	0	0	0	0	1	0	0	0	0	0	0	2	7	0	0	.208
Feb 28	INDIANA STATE	*1b	4	1	0	0	0	0	0	1	0	0	0	0	0	0	0	13	0	1	.179
Mar 03	at Austin Peay	1b	0	0	0	0	0	0	0	0	0	0	0	0	0	0	0	0	0	0	.179
Mar 05	GEORGIA STATE	*1b	4	1	1	0	1	0	0	0	0	0	0	0	0	0	1	8	0	0	.188
Mar 06	GEORGIA STATE	*1b	3	1	1	3	0	0	1	1	0	0	0	0	0	0	0	10	0	0	.200
Mar 07	GEORGIA STATE	*1b	3	1	1	0	0	0	0	1	0	0	0	0	0	0	0	8	0	0	.211
Mar 09	at Charlotte	*1b	3	0	1	0	0	0	0	0	0	0	0	0	0	0	1	6	0	0	.220
Mar 12	UNC GREENSBORO	*1b	3	0	1	0	1	0	0	0	0	0	1	0	0	0	0	7	0	0	.227
Mar 13	UNC GREENSBORO	*1b	5	2	3	3	0	0	1	0	1	0	0	0	0	0	0	7	1	0	.265
Mar 14	UNC GREENSBORO	*1b	2	2	0	0	0	0	0	2	0	0	0	0	0	0	0	6	0	0	.255
Mar 16	ETSU	*1b	1	1	0	0	0	0	0	2	0	0	0	0	0	0	1	4	1	0	.250
Mar 19	at Georgia	*1b	6	0	0	0	0	0	0	0	0	0	0	0	0	0	0	1	10	1	.224
Mar 20	at Georgia	*1b	3	0	0	1	0	0	0	1	0	0	0	0	0	0	3	11	0	0	.213
Mar 21	at Georgia	*1b	3	1	1	0	0	0	0	1	0	0	0	0	0	0	1	9	1	0	.219
Mar 26	LSU	*1b	4	0	1	0	1	0	0	0	0	0	0	0	0	1	1	8	0	0	.221
Mar 27	LSU	*1b	4	0	0	1	0	0	0	1	0	0	0	0	0	0	2	10	0	0	.208
Mar 28	LSU	*1b	4	0	1	1	0	0	0	0	0	0	0	0	0	0	0	5	1	0	.211
Mar 30	WESTERN CAROLINA	*1b	1	1	0	0	0	0	0	0	0	0	1	0	0	0	0	4	0	0	.208
Apr 2	at Alabama	*1b	4	1	1	1	0	0	1	0	1	0	0	0	0	0	0	7	1	0	.210
Apr 3	at Alabama	*1b	5	0	0	0	0	0	0	1	0	0	0	0	0	0	2	2	0	0	.198
Apr 4	at Alabama	*1b	3	0	3	3	0	0	0	2	0	0	0	0	0	0	0	6	0	0	.225
Apr 06	EASTERN KENTUCKY	*1b	0	0	0	1	0	0	0	0	0	0	1	0	1	0	0	6	0	0	.225
Apr 09	FLORIDA	*1b	4	1	1	0	0	0	0	0	0	0	0	0	0	0	0	6	0	0	.226
Apr 10	FLORIDA	*1b	4	1	1	1	1	0	0	0	0	0	0	0	0	0	2	10	1	0	.227
Apr 11	FLORIDA	*1b	3	1	1	0	1	0	0	2	0	0	0	0	0	0	1	7	0	0	.230
Apr 13	at Western Carolina	*1b	5	1	1	0	0	0	0	0	0	0	0	0	0	0	2	6	0	0	.229
Apr 16	VANDERBILT	*1b	3	0	0	0	0	0	0	0	0	0	0	0	0	0	0	11	0	0	.222
Apr 17	VANDERBILT	*1b	4	0	0	0	0	0	0	0	0	0	0	0	0	0	2	7	1	0	.214
Apr 18	VANDERBILT	*1b	4	0	1	0	0	0	0	0	0	0	0	0	0	0	2	11	0	0	.216
Apr 20	TENNESSEE TECH	ph/1b	1	0	0	0	0	0	0	0	0	0	0	0	0	0	1	1	0	0	.214
Apr 24	at Texas A&M-1	*1b	4	1	1	0	0	0	0	0	0	0	0	0	0	0	2	7	1	0	.215
Apr 24	at Texas A&M-2	*1b	3	0	1	1	0	0	0	0	0	0	1	0	0	0	2	9	0	0	.218
Apr 25	at Texas A&M	*1b	6	1	2	2	0	0	1	0	1	0	0	0	0	0	1	4	0	0	.223
Apr 27	LIPSCOMB	1b	1	0	0	0	0	0	0	1	0	0	0	0	0	0	0	4	0	0	.221
Apr 29	KENTUCKY	*1b	5	2	2	1	0	0	1	0	0	0	0	0	0	0	1	9	0	0	.228
Apr 30	KENTUCKY	*1b	4	1	1	1	0	0	1	0	0	0	0	0	0	0	2	10	0	0	.229
May 01	KENTUCKY	*1b	4	2	1	2	0	0	1	1	0	0	0	0	0	0	3	10	1	0	.229
May 07	at MIZZOU	*1b	4	1	1	0	0	0	0	1	0	0	0	0	0	0	1	6	1	0	.230
May 08	at MIZZOU	*1b	5	2	2	4	0	0	1	0	0	0	0	0	0	0	1	11	0	0	.235
May 09	at MIZZOU	*1b	4	0	0	0	0	0	0	0	0	0	0	0	0	0	2	6	1	0	.229
May 11	TENNESSEE TECH	*1b	3	0	0	1	0	0	0	1	0	0	0	0	1	0	0	5	1	0	.225
Totals		45gs	160	29	36	30	6	0	9	26	4	0	4	0	2	1	45	349	17	1	.225

On base pct. .344 • Slugging pct. .431

2021 Tennessee Baseball
Individual Game-by-Game for Tennessee (as of May 12, 2021)

#21 Trey Lipscomb - 13 games (All games)

Date	Opponent	Pos	AB	R	H	RBI	2B	3B	HR	BB	SB	CS	HBP	SAC	SF	GDP	K	PO	A	E	Avg
Feb 21	at Georgia Southern	*dh	1	0	0	1	0	0	0	1	0	0	0	0	0	0	1	0	0	0	.000
Feb 23	ARKANSAS-PINE BLU	of	2	2	0	0	0	0	0	0	0	0	0	0	0	0	1	0	0	0	.000
Feb 24	ARKANSAS-PINE BLU	*3b	5	2	3	1	0	0	0	0	0	0	0	0	0	0	0	1	1	0	.375
Feb 26	INDIANA STATE	*dh	3	0	0	0	0	0	0	0	0	0	0	0	0	0	1	0	0	0	.273
Mar 07	GEORGIA STATE	*of	3	0	0	0	0	0	0	0	0	0	0	0	0	0	1	0	0	0	.214
Mar 23	EASTERN KENTUCKY	*3b	5	1	3	4	1	0	1	0	0	0	0	0	0	0	1	1	3	0	.316
Mar 30	WESTERN CAROLINA	ph/1b	1	0	0	0	0	0	0	2	0	0	0	0	0	0	0	4	0	0	.300
Apr 06	EASTERN KENTUCKY	*3b	4	2	2	2	2	0	0	1	1	0	0	0	0	0	0	0	4	0	.333
Apr 17	VANDERBILT	ph	0	0	0	0	0	0	0	0	0	0	0	0	0	0	0	0	0	0	.333
Apr 18	VANDERBILT	ph	1	0	0	0	0	0	0	0	0	0	0	0	0	0	0	0	0	0	.320
Apr 24	at Texas A&M-2	ph/of	1	0	0	0	0	0	0	0	0	0	0	0	0	1	0	1	0	0	.308
May 09	at MIZZOU	ph/1b	1	0	0	0	0	0	0	0	0	0	0	0	0	0	1	3	0	0	.296
May 11	TENNESSEE TECH	ph/3b	1	0	1	0	0	0	0	0	0	1	1	0	0	0	0	0	1	0	.321
Totals		6gs	28	7	9	8	3	0	1	4	1	1	1	0	0	1	6	10	9	0	.321

On base pct. .424 • Slugging pct. .536

#41 Will Mabrey - 10 appearances (All games)

Date	Opponent	GS	IP	H	R	ER	BB	SO	2B	3B	HR	WP	BK	HBP	IBB	Score	W-L	Sv	ERA	NP
Feb 23	ARKANSAS-PINE BLU		0.2	0	0	0	0	1	0	0	0	0	0	0	0	21-1	0-0	0	0.00	4
Apr 06	EASTERN KENTUCKY		1.0	1	0	0	1	3	0	0	0	0	0	0	0	10-1	0-0	0	0.00	23
Apr 13	at Western Carolina		1.0	1	0	0	1	0	0	0	0	0	0	0	0	14-12	0-0	0	0.00	18
Apr 16	VANDERBILT		0.0	1	1	1	0	0	0	0	0	0	0	0	0	0-5	0-0	0	3.38	3
Apr 20	TENNESSEE TECH		0.2	0	0	0	0	0	0	0	0	0	0	0	0	3-2	0-0	0	2.70	5
Apr 27	LIPSCOMB		1.1	1	0	0	0	2	0	0	0	0	0	0	0	1-4	0-0	0	1.93	19
Apr 29	KENTUCKY		0.1	0	0	0	0	0	0	0	0	0	0	0	0	14-4	0-0	0	1.80	1
Apr 30	KENTUCKY		0.2	1	1	0	0	1	0	0	1	0	0	0	0	2-8	0-0	0	1.59	15
May 09	at MIZZOU		0.2	0	0	0	0	0	0	0	0	0	0	0	0	10-2	0-0	0	1.42	13
May 11	TENNESSEE TECH		0.1	0	0	0	0	0	0	0	0	0	0	0	0	10-8	0-0	0	1.35	5
Totals		0	6.2	5	2	1	2	7	0	0	1	0	0	0	0	85-47	0-0	0	1.35	-

#33 Mark McLaughlin - 3 games (All games)

Date	Opponent	Pos	AB	R	H	RBI	2B	3B	HR	BB	SB	CS	HBP	SAC	SF	GDP	K	PO	A	E	Avg
Feb 24	ARKANSAS-PINE BLU	*p	0	0	0	0	0	0	0	0	0	0	0	0	0	0	0	1	0	0	.000
Apr 3	at Alabama	p	0	0	0	0	0	0	0	0	0	0	0	0	0	0	0	1	0	0	.000
Apr 18	VANDERBILT	p	0	0	0	0	0	0	0	0	0	0	0	0	0	0	0	0	1	0	.000
Totals		1gs	0	0	0	0	0	0	0	0	0	0	0	0	0	0	0	2	1	0	.000

On base pct. .000 • Slugging pct. .000

#33 Mark McLaughlin - 13 appearances (All games)

Date	Opponent	GS	IP	H	R	ER	BB	SO	2B	3B	HR	WP	BK	HBP	IBB	Score	W-L	Sv	ERA	NP
Feb 24	ARKANSAS-PINE BLU	*	3.0	1	0	0	0	6	0	0	0	0	0	0	0	14-6	0-0	0	0.00	45
Mar 07	GEORGIA STATE	*	3.2	2	0	0	3	3	0	0	0	0	0	0	0	7-0	0-0	0	0.00	60
Mar 13	UNC GREENSBORO		5.0	3	2	2	2	6	1	0	0	0	0	0	0	14-9	1-0	0	1.54	80
Mar 20	at Georgia		2.1	2	2	2	1	3	1	0	0	0	0	0	0	4-5	1-0	0	2.57	32
Mar 30	WESTERN CAROLINA	*	2.1	0	1	1	2	3	0	0	0	0	0	0	0	9-2	1-0	0	2.76	34
Apr 3	at Alabama		1.1	0	2	1	1	0	0	0	0	1	0	1	0	8-4	1-0	0	3.06	34
Apr 10	FLORIDA		2.1	0	0	0	3	3	0	0	0	0	0	0	0	5-4	2-0	0	2.70	39
Apr 13	at Western Carolina		1.1	0	0	0	0	0	0	0	0	0	0	0	0	14-12	2-0	0	2.53	14
Apr 18	VANDERBILT		2.2	0	0	0	3	3	0	0	0	0	0	0	0	4-10	2-0	0	2.25	32
Apr 20	TENNESSEE TECH		0.0	0	0	0	1	0	0	0	0	0	0	0	0	3-2	2-0	0	2.25	5
Apr 24	at Texas A&M-2		1.0	2	0	0	0	0	0	0	0	0	0	0	0	5-6	2-0	0	2.16	23
Apr 27	LIPSCOMB		3.2	0	0	0	3	6	0	0	0	0	0	0	0	1-4	2-0	0	1.88	75
May 11	TENNESSEE TECH	*	3.0	1	0	0	0	4	0	0	0	0	0	0	0	10-8	2-0	0	1.71	40
Totals		4	31.2	11	7	6	19	37	2	0	0	1	0	1	0	98-72	2-0	0	1.71	-

2021 Tennessee Baseball
Individual Game-by-Game for Tennessee (as of May 12, 2021)

#9 Jorel Ortega - 11 games (All games)

Date	Opponent	Pos	AB	R	H	RBI	2B	3B	HR	BB	SB	CS	HBP	SAC	SF	GDP	K	PO	A	E	Avg
Feb 19	at Georgia Southern	ph	1	0	0	0	0	0	0	0	0	0	0	0	0	0	0	0	0	0	.000
Feb 20	at Georgia Southern	*dh	3	1	0	0	0	0	0	1	0	0	0	0	0	0	2	0	0	0	.000
Feb 21	at Georgia Southern	ph	2	1	1	0	1	0	0	0	0	0	0	0	0	0	1	0	0	0	.167
Feb 23	ARKANSAS-PINE BLU	*2b	4	2	0	1	0	0	0	0	0	0	1	0	1	0	1	0	1	0	.100
Feb 24	ARKANSAS-PINE BLU	ph/2b	2	0	0	0	0	0	0	2	0	0	0	0	0	0	1	3	0	1	.083
Feb 26	INDIANA STATE	dh	1	0	0	0	0	0	0	0	0	0	0	0	0	0	1	0	0	0	.077
Feb 27	INDIANA STATE-2	ph/dh	2	0	0	0	0	0	0	0	0	0	0	0	0	0	2	0	0	0	.067
Mar 23	EASTERN KENTUCKY	*dh	2	2	0	0	0	0	0	3	0	0	0	0	0	0	1	0	0	0	.059
Mar 30	WESTERN CAROLINA	ph/dh	3	0	0	0	0	0	0	0	0	0	0	0	0	0	1	0	0	0	.050
Apr 06	EASTERN KENTUCKY	ph/2b	1	1	1	1	0	0	0	0	0	0	1	0	0	0	0	2	0	0	.095
May 11	TENNESSEE TECH	ph	1	1	1	1	0	0	1	0	0	0	0	0	0	0	0	0	0	0	.136
Totals		3gs	22	8	3	3	1	0	1	6	0	0	2	0	1	0	10	3	3	1	.136

On base pct. .355 • Slugging pct. .318

#17 Connor Pavolony - 31 games (All games)

Date	Opponent	Pos	AB	R	H	RBI	2B	3B	HR	BB	SB	CS	HBP	SAC	SF	GDP	K	PO	A	E	Avg
Feb 19	at Georgia Southern	*c	3	0	0	0	0	0	0	1	0	0	1	0	0	0	2	12	0	0	.000
Feb 20	at Georgia Southern	*c	2	1	0	0	0	0	0	1	0	0	1	0	0	0	2	5	0	0	.000
Feb 23	ARKANSAS-PINE BLU	*c	3	2	2	0	0	0	0	0	1	0	0	0	0	0	8	2	0	0	.250
Feb 24	ARKANSAS-PINE BLU	dh	2	1	0	0	0	0	0	1	1	0	0	0	0	0	1	0	0	0	.200
Feb 26	INDIANA STATE	*c	2	0	1	0	0	0	0	0	1	0	2	0	0	0	11	3	1	0	.250
Feb 27	INDIANA STATE-1	*c	3	0	1	0	0	0	0	1	0	0	0	0	0	0	1	7	0	0	.267
Feb 27	INDIANA STATE-2	*dh	2	0	0	0	0	0	0	0	0	0	0	0	0	0	2	0	0	0	.235
Feb 28	INDIANA STATE	*c	4	0	1	1	1	0	0	0	0	0	0	0	1	0	1	10	3	1	.238
Mar 05	GEORGIA STATE	*c	3	0	0	0	0	0	0	1	0	0	0	0	0	0	2	10	2	0	.208
Mar 06	GEORGIA STATE	*c	3	1	0	0	0	0	0	0	0	0	1	0	0	0	0	12	0	0	.185
Mar 09	at Charlotte	*c	2	0	0	0	0	0	0	0	0	0	0	0	0	1	0	5	0	0	.172
Mar 12	UNC GREENSBORO	*c	3	0	1	1	0	0	0	0	0	0	0	0	0	0	14	2	0	0	.188
Mar 14	UNC GREENSBORO	*c	4	2	2	1	1	0	0	0	0	0	0	0	0	0	1	7	2	1	.222
Mar 16	ETSU	c	1	0	0	0	0	0	0	0	0	0	0	0	0	0	0	3	0	0	.216
Mar 19	at Georgia	*c	2	3	1	0	0	0	0	3	0	0	0	0	0	0	0	12	1	0	.231
Mar 20	at Georgia	*c	4	0	0	0	0	0	0	0	0	0	0	0	0	0	3	6	1	0	.209
Mar 21	at Georgia	*c	3	1	1	0	0	0	0	0	0	0	1	0	0	0	1	7	1	0	.217
Mar 26	LSU	*c	2	0	0	0	0	0	0	2	0	0	0	0	0	0	2	12	0	0	.208
Mar 27	LSU	*c	5	1	2	0	1	0	0	0	0	0	0	0	0	1	0	17	0	0	.226
Mar 28	LSU	*c	3	0	0	0	0	0	0	0	0	0	0	0	0	0	0	9	0	0	.214
Apr 2	at Alabama	*c	3	0	0	0	0	0	0	0	0	0	0	0	0	0	2	9	1	0	.203
Apr 3	at Alabama	*c	3	1	2	2	0	0	0	3	0	0	0	0	0	0	0	8	1	0	.226
Apr 4	at Alabama	*c	3	0	0	0	0	0	0	0	0	0	0	2	0	2	1	10	0	0	.215
Apr 09	FLORIDA	*c	4	0	0	0	0	0	0	0	0	0	0	0	0	0	2	12	0	0	.203
Apr 10	FLORIDA	*c	4	0	1	1	0	0	0	0	0	0	0	0	0	0	1	8	3	0	.205
Apr 11	FLORIDA	*c	4	1	1	2	0	0	1	0	0	0	0	0	0	0	2	10	0	0	.208
Apr 16	VANDERBILT	*c	3	0	1	0	1	0	0	0	0	0	0	0	0	0	1	7	0	1	.213
Apr 17	VANDERBILT	*c	3	1	1	1	0	0	1	0	0	0	1	0	0	0	2	4	0	0	.217
Apr 24	at Texas A&M-1	*c	4	2	1	1	0	0	1	0	0	0	0	0	0	0	0	7	0	0	.218
Apr 24	at Texas A&M-2	*c	3	0	0	0	0	0	0	1	0	0	0	0	0	0	0	3	0	1	.211
Apr 25	at Texas A&M	*c	6	2	2	1	0	0	1	0	0	0	0	0	0	0	2	7	1	0	.219
Totals		29gs	96	19	21	11	4	0	4	14	3	0	6	2	1	4	31	252	23	5	.219

On base pct. .350 • Slugging pct. .385

2021 Tennessee Baseball
Individual Game-by-Game for Tennessee (as of May 12, 2021)

#30 Ethan Payne - 12 games (All games)

Date	Opponent	Pos	AB	R	H	RBI	2B	3B	HR	BB	SB	CS	HBP	SAC	SF	GDP	K	PO	A	E	Avg
Feb 23	ARKANSAS-PINE BLU	1b	3	1	1	0	0	0	0	0	0	0	0	0	0	0	2	3	1	0	.333
Feb 24	ARKANSAS-PINE BLU	1b	2	0	0	0	0	0	0	0	0	0	0	0	0	0	0	4	1	0	.200
Mar 09	at Charlotte	ph	1	0	0	0	0	0	0	0	0	0	0	0	0	0	0	0	0	0	.167
Mar 23	EASTERN KENTUCKY	of	1	0	0	0	0	0	0	0	0	0	0	0	0	0	0	0	0	0	.143
Mar 30	WESTERN CAROLINA	ph/of	1	0	1	0	0	0	0	0	0	0	0	0	0	0	0	0	0	0	.250
Apr 3	at Alabama	pr/dh	0	1	0	0	0	0	0	0	0	0	0	0	0	0	0	0	0	0	.250
Apr 4	at Alabama	pr	0	1	0	0	0	0	0	0	0	0	0	0	0	0	0	0	0	0	.250
Apr 06	EASTERN KENTUCKY	pr/dh	1	0	0	0	0	0	0	1	0	0	0	0	0	0	1	0	0	0	.222
Apr 17	VANDERBILT	pr	0	1	0	0	0	0	0	0	0	0	0	0	0	0	0	0	0	0	.222
Apr 25	at Texas A&M	ph	1	0	0	0	0	0	0	0	0	0	0	0	0	0	1	0	0	0	.200
Apr 29	KENTUCKY	ph	1	0	0	0	0	0	0	0	0	0	0	0	0	0	1	0	0	0	.182
May 11	TENNESSEE TECH	ph	0	1	0	0	0	0	0	1	0	0	0	0	0	0	0	0	0	0	.182
Totals		ogs	11	5	2	0	0	0	0	2	0	0	0	0	0	0	5	7	2	0	.182

On base pct. .308 • Slugging pct. .182

#28 Elijah Pleasants - 7 games (All games)

Date	Opponent	Pos	AB	R	H	RBI	2B	3B	HR	BB	SB	CS	HBP	SAC	SF	GDP	K	PO	A	E	Avg
Feb 21	at Georgia Southern	*p	0	0	0	0	0	0	0	0	0	0	0	0	0	0	0	0	2	0	.000
Feb 27	INDIANA STATE-2	*p	0	0	0	0	0	0	0	0	0	0	0	0	0	0	0	0	2	0	.000
Mar 03	at Austin Peay	p	0	0	0	0	0	0	0	0	0	0	0	0	0	0	0	0	1	0	.000
Mar 07	GEORGIA STATE	p	0	0	0	0	0	0	0	0	0	0	0	0	0	0	0	0	2	0	.000
Mar 13	UNC GREENSBORO	p	0	0	0	0	0	0	0	0	0	0	0	0	0	0	0	0	1	0	.000
Mar 23	EASTERN KENTUCKY	p	0	0	0	0	0	0	0	0	0	0	0	0	0	0	0	0	0	1	.000
May 08	at MIZZOU	p	0	0	0	0	0	0	0	0	0	0	0	0	0	0	0	0	1	0	.000
Totals		2gs	0	0	0	0	0	0	0	0	0	0	0	0	0	0	0	0	9	1	.000

On base pct. .000 • Slugging pct. .000

#28 Elijah Pleasants - 13 appearances (All games)

Date	Opponent	GS	IP	H	R	ER	BB	SO	2B	3B	HR	WP	BK	HBP	IBB	Score	W-L	Sv	ERA	NP
Feb 21	at Georgia Southern	*	5.0	6	3	2	0	1	1	0	1	0	0	0	0	7-3	0-0	0	3.60	63
Feb 27	INDIANA STATE-2	*	2.0	4	5	5	2	1	0	0	1	1	0	0	0	5-7	0-1	0	9.00	36
Mar 03	at Austin Peay		6.0	3	0	0	0	6	0	0	0	0	0	1	0	5-3	1-1	0	4.85	84
Mar 07	GEORGIA STATE		2.1	1	0	0	0	3	0	0	0	0	1	1	0	7-0	2-1	0	4.11	32
Mar 13	UNC GREENSBORO		1.0	2	1	1	0	0	0	0	0	1	0	0	0	14-9	2-1	0	4.41	18
Mar 23	EASTERN KENTUCKY		0.1	1	1	0	1	0	0	0	0	0	0	0	0	13-5	2-1	0	4.32	15
Apr 06	EASTERN KENTUCKY		1.0	1	0	0	0	1	1	0	0	0	0	0	0	10-1	2-1	0	4.08	16
Apr 16	VANDERBILT		0.2	0	0	0	0	0	0	0	0	0	0	0	0	0-5	2-1	0	3.93	7
Apr 20	TENNESSEE TECH		1.0	1	1	1	0	0	0	0	0	0	0	0	0	3-2	2-1	0	4.19	13
Apr 27	LIPSCOMB		0.1	2	1	0	1	0	0	0	0	0	0	0	0	1-4	2-1	0	4.12	14
Apr 29	KENTUCKY		1.0	0	0	0	0	1	0	0	0	0	0	0	0	14-4	2-1	0	3.92	8
May 08	at MIZZOU		1.0	1	0	0	0	0	0	0	0	0	0	0	0	11-4	2-1	0	3.74	9
May 11	TENNESSEE TECH		0.1	1	1	0	1	0	1	0	0	2	0	0	0	10-8	2-1	0	3.68	16
Totals		2	22.0	23	13	9	5	13	3	0	2	4	1	2	0	100-55	2-1	0	3.68	-

#26 Jason Rackers - 5 appearances (All games)

Date	Opponent	GS	IP	H	R	ER	BB	SO	2B	3B	HR	WP	BK	HBP	IBB	Score	W-L	Sv	ERA	NP
Feb 23	ARKANSAS-PINE BLU	*	2.0	2	1	1	0	2	0	0	1	0	0	0	0	21-1	0-0	0	4.50	27
Apr 06	EASTERN KENTUCKY		1.0	1	0	0	0	0	0	0	0	0	0	0	0	10-1	1-0	0	3.00	17
Apr 13	at Western Carolina		0.2	1	1	1	1	1	1	0	0	2	0	0	0	14-12	1-0	0	4.91	16
Apr 20	TENNESSEE TECH	*	3.1	1	1	0	1	4	0	0	0	0	0	2	0	3-2	1-0	0	2.57	48
Apr 27	LIPSCOMB	*	1.1	3	3	1	0	2	1	0	0	0	0	1	0	1-4	1-1	0	3.24	28
Totals		3	8.1	8	6	3	2	9	2	0	1	2	0	3	0	49-20	1-1	0	3.24	-

2021 Tennessee Baseball
Individual Game-by-Game for Tennessee (as of May 12, 2021)

#7 Jake Rucker - 48 games (All games)

Date	Opponent	Pos	AB	R	H	RBI	2B	3B	HR	BB	SB	CS	HBP	SAC	SF	GDP	K	PO	A	E	Avg
Feb 19	at Georgia Southern	*3b	4	1	1	0	1	0	0	0	0	0	0	0	0	0	1	0	2	0	.250
Feb 20	at Georgia Southern	*3b	3	0	1	2	0	0	0	0	0	0	0	1	0	0	2	0	2	1	.286
Feb 21	at Georgia Southern	*3b	6	0	1	0	0	0	0	0	0	1	0	0	0	0	0	1	2	0	.231
Feb 23	ARKANSAS-PINE BLU	*3b	2	1	0	0	0	0	0	1	0	0	1	0	0	0	1	1	1	0	.200
Feb 24	ARKANSAS-PINE BLU	*dh	2	1	1	2	0	1	0	0	0	0	0	0	0	0	0	0	0	0	.235
Feb 26	INDIANA STATE	*3b	4	1	2	1	0	0	0	0	0	0	0	0	0	0	1	0	0	0	.286
Feb 27	INDIANA STATE-1	*3b	4	1	1	0	0	0	0	0	0	0	0	0	0	0	2	1	4	1	.280
Feb 27	INDIANA STATE-2	*3b	5	0	1	2	0	0	0	0	0	0	0	0	0	0	1	0	0	0	.267
Feb 28	INDIANA STATE	*3b	3	2	1	0	0	0	0	2	0	0	1	0	0	0	0	0	4	0	.273
Mar 03	at Austin Peay	*3b	5	1	2	2	0	0	0	0	0	0	0	0	0	0	1	0	0	1	.289
Mar 05	GEORGIA STATE	*3b	4	0	2	1	0	0	0	0	1	0	0	0	1	0	1	2	2	0	.310
Mar 06	GEORGIA STATE	*3b	4	0	2	1	1	0	0	0	1	0	0	0	0	0	1	0	2	0	.326
Mar 07	GEORGIA STATE	*3b	4	1	2	4	0	0	1	1	0	0	0	0	0	0	1	1	1	0	.340
Mar 09	at Charlotte	*3b	4	0	0	0	0	0	0	0	0	0	0	0	0	0	3	1	4	1	.315
Mar 12	UNC GREENSBORO	*3b	4	2	1	0	0	0	0	0	0	0	0	0	0	0	0	0	1	0	.310
Mar 13	UNC GREENSBORO	*3b	4	2	3	0	0	0	0	1	1	0	0	0	0	0	1	0	2	0	.339
Mar 14	UNC GREENSBORO	*3b	3	1	1	0	0	0	0	1	0	0	1	0	0	0	1	1	0	0	.338
Mar 16	ETSU	*3b	4	2	1	0	0	0	0	2	0	0	0	0	0	0	3	0	2	0	.333
Mar 19	at Georgia	*3b	6	1	2	5	0	0	1	0	0	0	0	0	0	0	3	0	0	0	.333
Mar 20	at Georgia	*3b	3	1	1	2	0	0	1	1	0	0	0	0	0	0	1	0	2	0	.333
Mar 21	at Georgia	*3b	2	0	1	0	0	0	0	2	0	0	1	0	0	0	0	0	1	0	.338
Mar 26	LSU	*3b	2	1	1	1	0	1	0	2	0	0	0	0	0	0	1	0	0	0	.341
Mar 27	LSU	*3b	5	0	1	0	0	0	0	1	0	0	0	0	0	0	2	0	2	0	.333
Mar 28	LSU	*3b	3	0	1	0	0	0	0	1	0	0	0	0	0	0	2	0	0	0	.333
Mar 30	WESTERN CAROLINA	*3b	4	1	1	4	0	0	1	1	1	0	0	0	0	0	0	1	2	0	.330
Apr 2	at Alabama	*3b	4	1	1	1	1	0	0	0	0	0	0	0	0	0	2	0	3	0	.327
Apr 3	at Alabama	*3b	6	0	2	0	1	0	0	0	0	0	0	0	0	0	3	0	1	0	.327
Apr 4	at Alabama	*3b	5	2	3	0	1	0	0	0	1	1	0	0	0	0	1	1	1	0	.339
Apr 06	EASTERN KENTUCKY	*dh	3	1	2	1	0	0	0	0	0	0	0	0	0	0	0	0	0	0	.348
Apr 09	FLORIDA	*3b	3	1	1	1	1	0	0	0	0	0	0	0	1	0	1	0	3	0	.348
Apr 10	FLORIDA	*3b	2	0	0	1	0	0	0	2	0	0	0	0	0	0	2	0	2	0	.342
Apr 11	FLORIDA	*3b	5	0	0	1	0	0	0	0	0	0	0	0	0	0	0	2	1	0	.328
Apr 13	at Western Carolina	*3b	6	1	3	1	1	0	0	0	0	0	0	0	0	0	0	1	1	0	.336
Apr 16	VANDERBILT	*3b	4	0	0	0	0	0	0	0	0	0	0	0	0	0	3	0	0	0	.326
Apr 17	VANDERBILT	*3b	5	0	1	1	0	0	0	0	0	0	0	0	0	0	1	0	1	1	.321
Apr 18	VANDERBILT	*3b	4	1	1	1	0	0	1	0	0	0	0	0	0	0	0	0	1	0	.319
Apr 20	TENNESSEE TECH	*3b	4	0	1	0	0	0	0	0	0	1	0	0	0	0	2	0	2	0	.317
Apr 24	at Texas A&M-1	*3b	4	2	3	1	2	0	1	0	0	0	0	0	0	0	0	0	3	0	.329
Apr 24	at Texas A&M-2	*3b	5	0	3	0	0	0	0	0	0	0	0	0	0	0	1	0	0	0	.338
Apr 25	at Texas A&M	*3b	5	4	3	2	2	0	0	1	0	0	0	0	0	0	0	2	1	0	.346
Apr 27	LIPSCOMB	*3b	4	0	1	0	1	0	0	1	0	0	0	0	0	0	0	1	0	1	.344
Apr 29	KENTUCKY	*3b	5	2	1	1	1	0	0	0	0	0	1	0	0	0	2	0	1	1	.339
Apr 30	KENTUCKY	*3b	4	0	0	0	0	0	0	0	0	0	0	0	0	0	4	1	2	0	.331
May 01	KENTUCKY	*3b	5	1	2	5	0	0	1	0	0	0	0	0	0	0	0	0	5	0	.333
May 07	at MIZZOU	*3b	3	0	1	0	0	0	0	1	1	0	1	0	0	0	1	0	2	0	.333
May 08	at MIZZOU	*3b	6	1	1	0	1	0	0	0	0	0	0	0	0	0	1	0	4	0	.328
May 09	at MIZZOU	*3b	4	1	3	1	1	0	0	1	0	0	0	0	0	0	0	1	2	0	.337
May 11	TENNESSEE TECH	*3b	3	1	2	1	0	0	0	0	0	0	0	0	0	0	0	1	0	0	.342
Totals		48gs	193	39	66	46	15	2	7	22	6	3	6	1	2	0	53	19	72	7	.342

On base pct. .422 • Slugging pct. .549

2021 Tennessee Baseball
Individual Game-by-Game for Tennessee (as of May 12, 2021)

#6 Evan Russell - 44 games (All games)

Date	Opponent	Pos	AB	R	H	RBI	2B	3B	HR	BB	SB	CS	HBP	SAC	SF	GDP	K	PO	A	E	Avg
Feb 19	at Georgia Southern	of	0	0	0	0	0	0	0	0	0	0	0	0	0	0	0	0	0	0	.000
Feb 21	at Georgia Southern	ph/of	1	1	0	0	0	0	0	1	0	0	0	0	0	0	1	0	0	0	.000
Feb 24	ARKANSAS-PINE BLU	*of/of	3	3	2	3	0	0	1	2	0	0	0	0	0	0	1	1	0	0	.500
Feb 26	INDIANA STATE	*of	4	0	0	0	0	0	0	0	0	0	0	0	0	1	1	2	0	0	.250
Feb 27	INDIANA STATE-1	*of	2	0	0	0	0	0	0	0	0	0	0	0	0	0	1	0	0	0	.200
Feb 27	INDIANA STATE-2	*of	5	1	1	0	0	0	0	0	0	0	0	0	0	0	3	3	0	0	.200
Feb 28	INDIANA STATE	*of	4	0	0	0	0	0	0	1	0	0	0	0	0	0	1	2	0	0	.158
Mar 06	GEORGIA STATE	of	0	0	0	0	0	0	0	0	0	0	0	0	0	0	0	0	0	0	.158
Mar 07	GEORGIA STATE	of	1	0	0	0	0	0	0	0	0	0	0	0	0	0	1	2	1	0	.150
Mar 09	at Charlotte	*of/of	2	0	0	0	0	0	0	1	0	0	0	0	0	0	0	1	0	0	.136
Mar 12	UNC GREENSBORO	*of	4	0	1	1	0	0	0	0	0	0	0	0	0	0	1	1	0	0	.154
Mar 13	UNC GREENSBORO	*of	4	2	2	0	0	0	0	0	0	0	0	0	0	0	1	3	0	0	.200
Mar 14	UNC GREENSBORO	*of	3	0	0	0	0	0	0	1	0	0	0	0	0	0	1	1	0	0	.182
Mar 16	ETSU	*of	3	0	0	0	0	0	0	1	0	0	0	1	0	0	0	4	0	0	.167
Mar 19	at Georgia	*of	4	1	2	0	0	1	0	1	0	0	0	0	0	0	2	0	0	0	.200
Mar 20	at Georgia	*of	4	0	0	0	0	0	0	0	0	0	0	0	0	0	3	4	0	0	.182
Mar 21	at Georgia	*of	4	0	0	0	0	0	0	0	0	0	0	0	0	0	2	3	0	0	.167
Mar 26	LSU	*of	4	0	0	0	0	0	0	0	0	0	0	0	0	0	1	3	0	0	.154
Mar 27	LSU	*of	5	3	3	5	0	0	3	0	0	0	0	0	0	0	2	2	0	0	.193
Mar 28	LSU	*of	3	0	0	0	0	0	0	0	0	0	0	0	0	0	0	1	0	0	.183
Mar 30	WESTERN CAROLINA	*of	4	1	1	1	0	0	1	0	0	0	0	0	0	0	0	2	0	0	.188
Apr 2	at Alabama	*of	3	0	1	0	0	0	0	0	0	0	0	0	0	0	2	0	0	0	.194
Apr 3	at Alabama	of	1	1	0	1	0	0	0	1	1	0	0	0	0	0	0	5	0	0	.191
Apr 4	at Alabama	*of	4	0	0	0	0	0	0	1	0	0	0	0	0	1	3	1	1	0	.181
Apr 06	EASTERN KENTUCKY	of	0	1	0	0	0	0	0	1	0	0	0	0	0	0	0	0	0	0	.181
Apr 09	FLORIDA	*of	4	1	3	3	1	0	1	0	0	0	0	0	0	0	0	0	0	0	.211
Apr 10	FLORIDA	*of	3	0	0	0	0	0	0	0	0	0	0	0	0	0	0	2	0	0	.203
Apr 11	FLORIDA	*of	3	0	1	0	1	0	0	1	0	0	0	0	0	0	0	2	1	0	.207
Apr 13	at Western Carolina	*of	3	2	0	0	0	0	0	2	1	1	0	0	0	0	0	1	0	0	.200
Apr 16	VANDERBILT	of	1	0	0	0	0	0	0	0	0	0	0	0	0	0	0	2	0	0	.198
Apr 17	VANDERBILT	*of	3	3	3	6	0	0	3	1	0	0	0	0	0	0	0	3	0	0	.225
Apr 18	VANDERBILT	*of/of	4	1	1	1	0	0	1	0	0	0	0	0	0	0	2	1	1	0	.226
Apr 20	TENNESSEE TECH	*of	1	0	0	0	0	0	0	1	0	0	0	0	0	0	1	2	0	0	.223
Apr 24	at Texas A&M-1	*dh	3	1	2	1	1	0	0	1	0	0	0	0	0	0	0	0	0	0	.237
Apr 24	at Texas A&M-2	*dh	5	1	1	1	0	0	0	0	1	0	0	0	0	0	1	0	0	0	.235
Apr 25	at Texas A&M	*dh	5	2	2	6	0	0	2	0	0	0	1	0	0	1	2	0	0	0	.243
Apr 27	LIPSCOMB	ph/of	2	0	0	0	0	0	0	1	0	0	0	0	0	1	1	2	0	0	.239
Apr 29	KENTUCKY	*of	5	1	1	0	0	0	0	0	0	0	0	0	0	0	2	5	0	0	.237
Apr 30	KENTUCKY	*of	4	0	0	0	0	0	0	0	0	0	0	0	0	0	1	1	0	0	.229
May 01	KENTUCKY	*of	3	1	1	1	0	0	0	1	0	0	1	0	0	0	1	0	0	0	.231
May 07	at MIZZOU	*of	2	1	0	0	0	0	0	2	0	0	1	0	0	0	1	2	0	0	.228
May 08	at MIZZOU	*of	5	0	1	2	1	0	0	0	0	0	0	0	0	0	2	1	0	0	.227
May 09	at MIZZOU	*of/2b	4	1	2	2	2	0	0	1	0	0	0	0	0	0	0	2	1	0	.235
May 11	TENNESSEE TECH	*dh	3	1	2	1	1	0	0	0	0	0	0	0	0	0	0	0	0	0	.244
Totals		36gs	135	30	33	35	7	1	12	22	3	1	3	1	0	4	41	67	5	0	.244

On base pct. .363 • Slugging pct. .578

2021 Tennessee Baseball
Individual Game-by-Game for Tennessee (as of May 12, 2021)

#8 Christian Scott - 24 games (All games)

Date	Opponent	Pos	AB	R	H	RBI	2B	3B	HR	BB	SB	CS	HBP	SAC	SF	GDP	K	PO	A	E	Avg
Feb 19	at Georgia Southern	*of	3	0	0	0	0	0	0	0	0	0	0	0	0	0	2	4	0	0	.000
Feb 20	at Georgia Southern	*of	4	1	1	0	0	0	0	0	0	0	0	0	0	0	2	0	0	0	.143
Feb 21	at Georgia Southern	of	1	0	0	0	0	0	0	0	0	0	0	0	0	0	0	0	0	0	.125
Feb 23	ARKANSAS-PINE BLU	of	3	2	2	3	2	0	0	0	0	0	0	0	0	0	0	1	0	0	.273
Feb 24	ARKANSAS-PINE BLU	*of	1	1	0	2	0	0	0	2	0	0	0	0	1	1	0	1	0	0	.250
Feb 27	INDIANA STATE-1	ph/of	2	0	0	0	0	0	0	0	0	0	0	0	0	0	1	0	0	0	.214
Mar 03	at Austin Peay	*of	3	0	0	0	0	0	0	1	0	0	0	0	0	0	0	4	0	0	.176
Mar 05	GEORGIA STATE	*of	2	1	1	0	0	0	0	1	0	0	0	0	0	0	0	1	0	0	.211
Mar 06	GEORGIA STATE	*of	3	1	0	0	0	0	0	0	0	0	0	0	0	1	0	1	1	0	.182
Mar 07	GEORGIA STATE	of	0	0	0	0	0	0	0	0	0	0	0	0	0	0	0	0	0	0	.182
Mar 13	UNC GREENSBORO	ph/of	1	0	0	0	0	0	0	0	0	0	0	0	0	0	0	0	0	0	.174
Mar 16	ETSU	pr	0	1	0	0	0	0	0	0	0	0	0	0	0	0	0	0	0	0	.174
Mar 23	EASTERN KENTUCKY	of	2	0	1	0	0	0	0	0	0	0	0	0	0	0	0	2	0	0	.200
Mar 27	LSU	pr/dh	1	1	0	0	0	0	0	0	0	0	0	0	0	0	0	0	0	0	.192
Mar 30	WESTERN CAROLINA	of/of	1	0	1	0	0	0	0	0	0	0	0	0	0	0	0	1	0	0	.222
Apr 2	at Alabama	ph	0	0	0	0	0	0	0	0	0	0	0	0	0	0	0	0	0	0	.222
Apr 06	EASTERN KENTUCKY	pr/of	2	1	1	0	0	0	0	1	1	0	0	0	0	0	1	1	0	0	.241
Apr 11	FLORIDA	pr	0	0	0	0	0	0	0	0	0	0	0	0	0	0	0	0	0	0	.241
Apr 18	VANDERBILT	ph	1	0	0	0	0	0	0	0	0	0	0	0	0	0	0	0	0	0	.233
Apr 20	TENNESSEE TECH	*of	1	0	0	0	0	0	0	1	0	0	0	1	0	0	0	2	0	0	.226
Apr 25	at Texas A&M	ph/of	0	0	0	0	0	0	0	1	0	0	0	0	0	0	0	0	0	0	.226
Apr 27	LIPSCOMB	*of	1	0	1	0	0	0	0	1	0	0	0	0	0	0	0	1	0	0	.250
May 09	at MIZZOU	ph/of	1	0	1	0	0	0	0	0	0	0	0	0	0	0	0	0	0	0	.273
May 11	TENNESSEE TECH	*of	3	1	1	0	1	0	0	2	1	0	0	0	0	0	0	2	0	0	.278
Totals		9gs	36	10	10	5	3	0	0	10	2	0	0	1	1	2	6	21	1	0	.278

On base pct. .426 • Slugging pct. .361

#48 Zander Sechrist - 1 game (All games)

Date	Opponent	Pos	AB	R	H	RBI	2B	3B	HR	BB	SB	CS	HBP	SAC	SF	GDP	K	PO	A	E	Avg
Mar 16	ETSU	p	0	0	0	0	0	0	0	0	0	0	0	0	0	0	0	0	1	0	.000
Totals		0gs	0	0	0	0	0	0	0	0	0	0	0	0	0	0	0	0	1	0	.000

On base pct. .000 • Slugging pct. .000

#48 Zander Sechrist - 7 appearances (All games)

Date	Opponent	GS	IP	H	R	ER	BB	SO	2B	3B	HR	WP	BK	HBP	IBB	Score	W-L	Sv	ERA	NP
Feb 23	ARKANSAS-PINE BLU		1.0	0	0	0	0	1	0	0	0	0	0	0	0	21-1	0-0	0	0.00	12
Mar 07	GEORGIA STATE		1.2	2	0	0	1	3	0	0	0	0	0	0	0	7-0	0-0	0	0.00	29
Mar 16	ETSU		1.0	2	2	1	0	0	0	0	0	0	0	0	0	9-6	0-0	0	2.45	13
Mar 23	EASTERN KENTUCKY		2.2	1	0	0	0	4	0	0	0	0	0	0	0	13-5	1-0	0	1.42	32
Mar 30	WESTERN CAROLINA		0.2	1	1	1	0	0	0	0	1	0	0	0	0	9-2	1-0	0	2.57	8
Apr 06	EASTERN KENTUCKY		1.0	2	1	1	0	1	0	0	0	0	0	0	0	10-1	1-0	0	3.38	20
May 11	TENNESSEE TECH		1.0	0	0	0	0	1	0	0	0	0	0	0	0	10-8	2-0	0	3.00	7
Totals		0	9.0	8	4	3	1	10	0	0	1	0	0	0	0	79-23	2-0	0	3.00	-

#16 Camden Sewell - 6 games (All games)

Date	Opponent	Pos	AB	R	H	RBI	2B	3B	HR	BB	SB	CS	HBP	SAC	SF	GDP	K	PO	A	E	Avg
Feb 20	at Georgia Southern	p	0	0	0	0	0	0	0	0	0	0	0	0	0	0	0	1	1	0	.000
Mar 03	at Austin Peay	*p	0	0	0	0	0	0	0	0	0	0	0	0	0	0	0	0	1	0	.000
Mar 27	LSU	p	0	0	0	0	0	0	0	0	0	0	0	0	0	0	0	1	0	0	.000
Apr 13	at Western Carolina	p	0	0	0	0	0	0	0	0	0	0	0	0	0	0	0	0	1	0	.000
Apr 24	at Texas A&M-2	p	0	0	0	0	0	0	0	0	0	0	0	0	0	0	0	0	1	0	.000
May 08	at MIZZOU	p	0	0	0	0	0	0	0	0	0	0	0	0	0	0	0	0	1	0	.000
Totals		1gs	0	0	0	0	0	0	0	0	0	0	0	0	0	0	0	2	5	0	.000

On base pct. .000 • Slugging pct. .000

2021 Tennessee Baseball
Individual Game-by-Game for Tennessee (as of May 12, 2021)

#16 Camden Sewell - 14 appearances (All games)

Date	Opponent	GS	IP	H	R	ER	BB	SO	2B	3B	HR	WP	BK	HBP	IBB	Score	W-L	Sv	ERA	NP
Feb 20	at Georgia Southern		3.0	2	1	1	1	1	0	0	0	1	0	0	0	5-3	0-0	0	3.00	42
Feb 27	INDIANA STATE-2		2.1	3	2	2	2	2	0	0	1	1	0	2	0	5-7	0-0	0	5.06	54
Mar 03	at Austin Peay	*	2.0	1	0	0	1	0	1	0	0	0	0	0	0	5-3	0-0	0	3.68	32
Mar 07	GEORGIA STATE		0.1	0	0	0	0	0	0	0	0	0	0	0	0	7-0	0-0	0	3.52	4
Mar 16	ETSU	*	3.1	4	3	3	2	3	0	0	0	0	0	0	0	9-6	0-0	0	4.91	58
Mar 21	at Georgia		1.1	1	0	0	0	1	0	0	0	0	0	0	0	4-1	0-0	1	4.38	21
Mar 27	LSU		3.0	4	3	3	0	3	3	0	0	1	0	0	0	9-8	0-0	1	5.28	40
Apr 3	at Alabama		3.2	1	0	0	1	3	0	0	0	0	0	0	0	8-4	1-0	1	4.26	49
Apr 11	FLORIDA		2.0	0	1	1	1	1	0	0	0	1	0	1	0	6-7	1-0	1	4.29	28
Apr 13	at Western Carolina		1.1	3	1	1	0	1	1	0	0	0	0	0	0	14-12	1-0	1	4.43	26
Apr 18	VANDERBILT		0.2	1	2	2	2	0	0	0	0	0	0	0	0	4-10	1-0	1	5.09	26
Apr 24	at Texas A&M-2		1.0	1	0	0	1	0	0	0	0	0	0	0	0	5-6	1-0	1	4.88	19
Apr 27	LIPSCOMB		2.1	0	0	0	0	3	0	0	0	0	0	0	0	1-4	1-0	1	4.44	30
May 08	at MIZZOU		2.0	2	0	0	0	4	0	0	0	0	0	0	0	11-4	2-0	1	4.13	33
Totals		2	28.1	23	13	13	11	22	5	0	1	4	0	3	0	93-75	2-0	1	4.13	-

#4 Liam Spence - 46 games (All games)

Date	Opponent	Pos	AB	R	H	RBI	2B	3B	HR	BB	SB	CS	HBP	SAC	SF	GDP	K	PO	A	E	Avg
Feb 19	at Georgia Southern	*ss	5	1	1	0	0	0	0	0	0	0	0	0	0	0	3	0	0	1	.200
Feb 20	at Georgia Southern	*ss	5	0	2	0	0	0	0	0	0	0	0	0	0	0	2	1	5	0	.300
Feb 21	at Georgia Southern	*2b/ss	5	2	1	4	0	0	1	0	0	0	1	0	0	0	1	1	5	0	.267
Feb 23	ARKANSAS-PINE BLU	*ss	2	2	1	0	0	0	0	2	1	0	0	0	0	0	0	0	1	0	.294
Feb 24	ARKANSAS-PINE BLU	*2b	2	1	2	1	1	0	0	0	0	0	0	0	0	0	0	0	0	0	.368
Feb 26	INDIANA STATE	*ss	5	1	2	0	0	0	0	0	0	0	0	0	0	0	0	2	3	0	.375
Feb 27	INDIANA STATE-1	*ss	3	0	0	0	0	0	0	1	0	0	0	0	0	0	1	4	3	0	.333
Feb 27	INDIANA STATE-2	*ss	4	1	2	2	1	0	0	0	0	0	1	0	0	0	1	0	1	0	.355
Feb 28	INDIANA STATE	*ss	5	1	1	0	0	0	0	0	0	0	0	1	0	0	1	0	3	0	.333
Mar 03	at Austin Peay	*ss	3	1	1	1	0	0	0	2	0	0	0	0	0	0	2	1	3	1	.333
Mar 05	GEORGIA STATE	*ss	5	1	2	2	0	0	0	0	1	0	0	0	0	0	1	0	2	0	.341
Mar 06	GEORGIA STATE	*ss	4	1	2	1	0	1	0	1	0	0	0	0	0	0	1	0	4	0	.354
Mar 07	GEORGIA STATE	*ss	2	3	2	0	2	0	0	0	0	0	2	0	0	0	0	0	1	0	.380
Mar 09	at Charlotte	*ss	4	0	2	0	0	0	0	0	0	0	0	0	0	0	0	0	0	1	.389
Mar 12	UNC GREENSBORO	*ss	3	0	0	0	0	0	0	1	0	0	0	0	0	1	1	1	1	0	.368
Mar 13	UNC GREENSBORO	*ss/2b	5	3	3	1	0	1	0	1	1	0	0	0	0	0	0	0	3	0	.387
Mar 14	UNC GREENSBORO	*ss	2	1	0	1	0	0	0	1	1	0	1	0	1	0	0	1	1	0	.375
Mar 16	ETSU	*ss	5	0	1	1	0	0	0	0	0	0	1	0	0	0	0	0	2	0	.362
Mar 19	at Georgia	*ss	4	3	3	4	1	0	1	2	0	0	0	0	0	0	1	1	2	0	.384
Mar 20	at Georgia	*ss	5	2	2	0	0	0	0	0	0	0	0	0	0	0	1	1	3	0	.385
Mar 21	at Georgia	*ss	5	0	1	0	1	0	0	0	0	0	0	0	0	0	1	0	4	0	.373
Mar 23	EASTERN KENTUCKY	*ss	1	1	1	0	0	0	0	2	0	1	0	0	0	0	0	3	1	0	.381
Mar 26	LSU	*ss	3	1	1	0	1	0	0	1	1	0	0	0	0	0	2	2	4	0	.379
Mar 27	LSU	*ss	4	1	1	0	0	0	0	2	0	0	0	0	0	0	2	0	1	0	.374
Mar 28	LSU	*ss	4	2	3	0	0	0	0	0	0	0	0	0	0	0	0	2	4	0	.389
Apr 2	at Alabama	*ss	5	1	2	0	0	0	0	0	0	0	0	0	0	0	0	1	0	0	.390
Apr 3	at Alabama	*dh	2	0	1	0	0	0	0	2	0	0	0	0	0	0	0	0	0	0	.392
Apr 4	at Alabama	*dh	2	2	2	1	0	0	0	3	0	0	0	0	0	0	0	0	0	0	.404
Apr 09	FLORIDA	*dh	3	1	2	1	1	0	0	1	0	0	0	0	0	0	1	0	0	0	.411
Apr 10	FLORIDA	*dh	2	1	1	0	0	0	0	1	0	0	1	0	0	0	0	0	0	0	.413
Apr 11	FLORIDA	*dh	2	1	0	1	0	0	0	3	0	0	0	0	0	0	1	0	0	0	.405
Apr 16	VANDERBILT	*dh	3	0	0	0	0	0	0	1	0	0	0	0	0	0	0	0	0	0	.395
Apr 17	VANDERBILT	*dh/ss	2	0	0	0	0	0	0	3	0	0	0	0	0	0	0	2	2	0	.388
Apr 18	VANDERBILT	*ss	3	0	0	0	0	0	0	2	0	0	0	0	0	0	1	4	4	0	.378
Apr 20	TENNESSEE TECH	ph/ss	1	0	0	0	0	0	0	1	0	0	0	0	0	0	1	0	0	0	.375
Apr 24	at Texas A&M-1	*ss	4	0	0	0	0	0	0	1	0	1	0	0	0	0	1	0	1	0	.363
Apr 24	at Texas A&M-2	*ss	4	2	3	0	0	0	0	1	0	0	0	0	0	0	0	1	5	0	.375
Apr 25	at Texas A&M	*ss	6	2	2	1	0	0	0	0	0	0	1	0	0	0	1	1	1	0	.373
Apr 27	LIPSCOMB	*ss	4	1	1	0	0	0	0	1	0	0	0	0	0	0	0	4	0	0	.370
Apr 29	KENTUCKY	*ss	5	1	2	2	0	0	0	1	0	0	0	0	0	0	0	1	3	0	.371
Apr 30	KENTUCKY	*ss	4	0	2	0	0	0	0	1	0	0	0	0	0	0	1	2	3	0	.374
May 01	KENTUCKY	*ss	4	2	3	0	0	0	0	1	0	1	0	0	0	0	0	2	3	0	.384
May 07	at MIZZOU	*ss	3	1	1	1	0	0	0	2	0	0	0	0	0	0	1	2	2	0	.383
May 08	at MIZZOU	*ss	6	2	3	0	1	0	0	0	0	0	0	0	0	0	1	1	0	1	.387
May 09	at MIZZOU	*ss	4	1	1	0	0	0	0	1	0	0	0	0	0	0	3	1	2	0	.384
May 11	TENNESSEE TECH	*ss	3	2	2	1	0	0	0	1	0	0	0	0	0	0	0	0	0	0	.389
Totals		45gs	167	49	65	26	9	2	2	43	5	3	8	1	1	1	33	38	87	4	.389

On base pct. .530 • Slugging pct. .503

2021 Tennessee Baseball
Individual Game-by-Game for Tennessee (as of May 12, 2021)

#5 Logan Steenstra - 26 games (All games)

Date	Opponent	Pos	AB	R	H	RBI	2B	3B	HR	BB	SB	CS	HBP	SAC	SF	GDP	K	PO	A	E	Avg
Feb 21	at Georgia Southern	*ss	2	0	0	0	0	0	0	0	0	0	0	0	0	0	2	0	1	0	.000
Feb 23	ARKANSAS-PINE BLU	ss	2	2	2	1	2	0	0	0	0	0	0	0	0	0	0	0	0	1	.500
Feb 24	ARKANSAS-PINE BLU	*ss	4	1	1	0	1	0	0	1	0	0	0	0	0	0	1	1	3	0	.375
Mar 07	GEORGIA STATE	ph/ss	0	0	0	0	0	0	0	1	0	0	0	0	0	0	0	0	2	0	.375
Mar 13	UNC GREENSBORO	ph/ss	1	0	1	0	0	0	0	0	0	0	0	0	0	0	0	0	0	0	.444
Mar 14	UNC GREENSBORO	ph/1b	1	0	0	0	0	0	0	0	0	0	0	0	0	0	1	2	0	0	.400
Mar 16	ETSU	ph/1b	0	0	0	0	0	0	0	0	0	0	2	0	0	0	0	3	0	0	.400
Mar 23	EASTERN KENTUCKY	*1b	3	0	0	1	0	0	0	2	0	0	0	0	0	0	1	8	3	1	.308
Mar 30	WESTERN CAROLINA	*ss	3	0	1	0	0	0	0	1	1	0	0	0	0	0	0	1	2	0	.312
Apr 2	at Alabama	pr	0	0	0	0	0	0	0	0	0	0	0	0	0	0	0	0	0	0	.312
Apr 3	at Alabama	*ss	4	1	1	1	0	1	0	1	0	0	0	0	1	0	1	4	2	2	.300
Apr 4	at Alabama	*ss	4	1	2	0	2	0	0	0	1	0	0	1	0	0	2	3	3	1	.333
Apr 06	EASTERN KENTUCKY	*ss/1b	4	1	2	3	1	0	0	0	1	0	1	0	0	0	0	8	0	0	.357
Apr 09	FLORIDA	*ss	4	1	1	0	1	0	0	0	0	0	0	0	0	0	0	2	1	0	.344
Apr 10	FLORIDA	*ss	2	1	0	0	0	0	0	1	0	0	0	0	0	0	1	1	3	0	.324
Apr 11	FLORIDA	*ss	4	1	1	0	1	0	0	0	0	0	0	0	0	0	3	2	4	0	.316
Apr 13	at Western Carolina	*ss	2	2	1	0	0	0	0	2	0	0	0	1	0	0	0	2	1	0	.325
Apr 16	VANDERBILT	*ss	2	0	1	0	0	0	0	0	0	0	1	0	0	0	0	1	3	1	.333
Apr 17	VANDERBILT	*ss	2	0	0	0	0	0	0	0	0	0	0	0	0	0	2	0	0	0	.318
Apr 20	TENNESSEE TECH	*1b	1	1	0	0	0	0	0	0	0	0	1	0	0	0	0	6	0	0	.311
Apr 24	at Texas A&M-2	ph	0	0	0	0	0	0	0	0	0	0	0	0	0	0	0	0	0	0	.311
Apr 27	LIPSCOMB	*1b	1	0	0	0	0	0	0	0	0	0	0	0	0	0	0	3	0	0	.304
May 01	KENTUCKY	ph	0	0	0	0	0	0	0	1	0	0	0	0	0	0	0	0	0	0	.304
May 08	at MIZZOU	ph	0	0	0	0	0	0	0	0	0	0	1	0	0	0	0	0	0	0	.304
May 09	at MIZZOU	ph/1b	1	0	0	0	0	0	0	0	0	0	0	0	0	0	0	0	0	0	.298
May 11	TENNESSEE TECH	ph/ss	1	0	0	0	0	0	0	0	0	0	0	0	0	0	1	0	0	1	.292
Totals		15gs	48	12	14	6	8	1	0	10	3	0	6	2	1	0	15	47	28	7	.292

On base pct. .462 • Slugging pct. .500

#29 Blade Tidwell - 9 games (All games)

Date	Opponent	Pos	AB	R	H	RBI	2B	3B	HR	BB	SB	CS	HBP	SAC	SF	GDP	K	PO	A	E	Avg
Feb 20	at Georgia Southern	*p	0	0	0	0	0	0	0	0	0	0	0	0	0	0	0	3	0	0	.000
Feb 27	INDIANA STATE-1	*p	0	0	0	0	0	0	0	0	0	0	0	0	0	0	0	1	0	0	.000
Mar 06	GEORGIA STATE	*p	0	0	0	0	0	0	0	0	0	0	0	0	0	0	0	0	2	0	.000
Mar 14	UNC GREENSBORO	*p	0	0	0	0	0	0	0	0	0	0	0	0	0	0	0	0	2	0	.000
Mar 21	at Georgia	*p	0	0	0	0	0	0	0	0	0	0	0	0	0	0	0	1	0	0	.000
Mar 28	LSU	*p	0	0	0	0	0	0	0	0	0	0	0	0	0	0	0	1	0	0	.000
Apr 25	at Texas A&M	*p	0	0	0	0	0	0	0	0	0	0	0	0	0	0	0	0	1	0	.000
May 01	KENTUCKY	*p	0	0	0	0	0	0	0	0	0	0	0	0	0	0	0	0	3	0	.000
May 09	at MIZZOU	*p	0	0	0	0	0	0	0	0	0	0	0	0	0	0	0	1	1	0	.000
Totals		9gs	0	0	0	0	0	0	0	0	0	0	0	0	0	0	0	4	11	1	.000

On base pct. .000 • Slugging pct. .000

#29 Blade Tidwell - 12 appearances (All games)

Date	Opponent	GS	IP	H	R	ER	BB	SO	2B	3B	HR	WP	BK	HBP	IBB	Score	W-L	Sv	ERA	NP
Feb 20	at Georgia Southern	*	4.0	4	2	1	1	2	1	0	0	1	0	0	0	5-3	0-0	0	2.25	50
Feb 27	INDIANA STATE-1	*	4.0	4	2	1	1	6	2	0	0	0	0	0	0	1-3	0-1	0	2.25	81
Mar 06	GEORGIA STATE	*	6.0	4	0	0	2	7	1	0	0	0	0	0	0	5-1	1-1	0	1.29	101
Mar 14	UNC GREENSBORO	*	6.0	4	2	2	1	6	0	0	0	0	0	1	0	9-3	2-1	0	1.80	83
Mar 21	at Georgia	*	7.1	4	1	1	2	6	0	1	0	0	0	0	0	4-1	3-1	0	1.65	110
Mar 28	LSU	*	5.2	8	2	2	1	7	1	0	1	0	0	0	1	3-2	3-1	0	1.91	108
Apr 4	at Alabama	*	5.1	9	5	4	1	5	3	0	2	0	1	0	0	9-8	4-1	0	2.58	73
Apr 11	FLORIDA	*	5.0	8	3	3	3	4	3	0	1	0	0	0	0	6-7	4-1	0	2.91	94
Apr 18	VANDERBILT	*	3.0	6	4	4	1	3	0	0	1	0	0	0	0	4-10	4-2	0	3.50	70
Apr 25	at Texas A&M	*	4.1	4	6	6	3	2	0	0	1	1	0	0	0	20-7	4-2	0	4.26	74
May 01	KENTUCKY	*	5.1	4	2	1	3	5	1	0	0	2	0	0	0	11-2	5-2	0	4.02	75
May 09	at MIZZOU	*	7.0	2	1	1	2	5	0	0	0	0	0	0	0	10-2	6-2	0	3.71	103
Totals		12	63.0	61	30	26	21	58	12	1	6	4	1	1	1	87-49	6-2	0	3.71	-

2021 Tennessee Baseball
Individual Game-by-Game for Tennessee (as of May 12, 2021)

#46 Redmond Walsh - 6 games (All games)

Date	Opponent	Pos	AB	R	H	RBI	2B	3B	HR	BB	SB	CS	HBP	SAC	SF	GDP	K	PO	A	E	Avg
Feb 20	at Georgia Southern	p	0	0	0	0	0	0	0	0	0	0	0	0	0	0	0	0	1	0	.000
Feb 28	INDIANA STATE	p	0	0	0	0	0	0	0	0	0	0	0	0	0	0	0	0	2	0	.000
Mar 06	GEORGIA STATE	p	0	0	0	0	0	0	0	0	0	0	0	0	0	0	0	0	1	0	.000
Mar 20	at Georgia	p	0	0	0	0	0	0	0	0	0	0	0	0	0	0	0	0	1	1	.000
Mar 27	LSU	p	0	0	0	0	0	0	0	0	0	0	0	0	0	0	0	0	1	0	.000
Apr 16	VANDERBILT	p	0	0	0	0	0	0	0	0	0	0	0	0	0	0	0	0	1	0	.000
Totals		ogs	0	0	0	0	0	0	0	0	0	0	0	0	0	0	0	0	7	1	.000

On base pct. .000 • Slugging pct. .000

#46 Redmond Walsh - 19 appearances (All games)

Date	Opponent	GS	IP	H	R	ER	BB	SO	2B	3B	HR	WP	BK	HBP	IBB	Score	W-L	Sv	ERA	NP
Feb 19	at Georgia Southern		1.0	0	0	0	0	2	0	0	0	0	0	0	0	5-3	0-0	1	0.00	8
Feb 20	at Georgia Southern		2.0	2	0	0	1	1	0	0	0	0	0	0	0	5-3	1-0	1	0.00	27
Feb 27	INDIANA STATE-2		0.1	0	0	0	0	0	0	0	0	0	0	0	0	5-7	1-0	1	0.00	3
Feb 28	INDIANA STATE		4.2	3	3	0	1	5	1	0	0	1	0	0	0	6-5	2-0	1	0.00	70
Mar 06	GEORGIA STATE		2.0	1	0	0	0	2	0	0	0	0	0	0	0	5-1	2-0	2	0.00	18
Mar 12	UNC GREENSBORO		1.2	1	0	0	0	5	1	0	0	0	0	0	0	6-2	2-0	3	0.00	26
Mar 16	ETSU		0.2	1	0	0	1	0	1	0	0	0	0	0	0	9-6	2-0	3	0.00	13
Mar 20	at Georgia		1.1	2	2	0	1	0	0	0	0	0	0	0	0	4-5	2-1	3	0.00	26
Mar 27	LSU		1.2	5	3	3	1	3	0	0	2	0	0	0	0	9-8	2-1	3	1.76	44
Mar 30	WESTERN CAROLINA		1.0	1	0	0	0	2	0	0	0	0	0	0	0	9-2	2-1	3	1.65	19
Apr 3	at Alabama		0.1	2	1	1	0	0	0	0	0	0	0	0	0	8-4	2-1	3	2.16	12
Apr 06	EASTERN KENTUCKY		1.0	1	0	0	0	0	0	0	0	0	0	0	0	10-1	2-1	3	2.04	13
Apr 11	FLORIDA		1.0	0	0	0	1	1	0	0	0	0	1	1	0	6-7	2-1	3	1.93	22
Apr 13	at Western Carolina		1.0	3	3	3	0	2	0	0	1	0	0	0	0	14-12	3-1	3	3.20	26
Apr 16	VANDERBILT		1.0	0	0	0	0	0	0	0	0	0	0	0	0	0-5	3-1	3	3.05	4
Apr 18	VANDERBILT		0.2	0	0	0	0	0	0	0	0	0	0	0	0	4-10	3-1	3	2.95	3
Apr 25	at Texas A&M		2.1	4	1	1	0	3	1	0	0	0	0	0	0	20-7	3-1	4	3.04	45
May 01	KENTUCKY		3.2	0	0	0	0	5	0	0	0	0	0	0	0	11-2	3-1	5	2.63	41
May 09	at MIZZOU		1.1	1	1	0	0	3	0	0	0	1	0	0	0	10-2	3-1	5	2.51	22
Totals		0	28.2	27	14	8	6	34	4	0	3	2	1	1	0	146-92	3-1	5	2.51	-



Tennessee Volunteers Baseball Individual Career History



Jordan Beck

Year	avg	gp-gs	ab	r	h	2b	3b	hr	rbi	tb	slg%	bb	hbp	so	gdp	ob%	sf	sh	sb-att	po	a	e	fld%
2020	.275	16-10	40	10	11	5	0	1	9	19	.475	8	0	11	1	.396	0	0	0-0	10	0	0	1.000
2021	.269	48-47	186	29	50	12	2	9	45	93	.500	20	2	40	2	.340	4	0	6-6	96	4	1	.990
TOTAL	.270	64-57	226	39	61	17	2	10	54	112	.496	28	2	51	3	.350	4	0	6-6	106	4	1	.991

SINGLE-GAME HIGHS [all-time ranking]:

Hits: 4 [t-1st], Kentucky, May 01, 2021

Doubles: 2 [t-4th], vs Houston, Feb 22, 2020; Longwood, Mar 03, 2020

Triples: 1 [t-1st], Arkansas-Pine Bluff, Feb 23, 2021; Indiana State, Feb 27, 2021

Home runs: 2 [t-3rd], ETSU, Mar 16, 2021

Total bases: 10 [t-3rd], ETSU, Mar 16, 2021

RBI: 5 [t-5th], ETSU, Mar 16, 2021

Runs scored: 3 [t-8th], Kentucky, Apr 29, 2021

Walks: 3 [t-5th], at Georgia, Mar 19, 2021

Hit by pitch: 1, Kentucky, Apr 29, 2021; Indiana State, Feb 26, 2021

Struck out: 4 [t-1st], vs Stanford, Feb 23, 2020

Sac flies: 1 [t-5th], 4 times

At bats: 6 [t-3rd], at Georgia Southern, Feb 21, 2021; Longwood, Mar 03, 2020; ETSU, Mar 16, 2021

Stolen bases: 2 [t-8th], at MIZZOU, May 09, 2021; Tennessee Tech, May 11, 2021

Field chances: 6, at Alabama, Apr 3, 2021

Putouts: 6, at Alabama, Apr 3, 2021

Assists: 1, 4 times

Kyle Booker

Year	avg	gp-gs	ab	r	h	2b	3b	hr	rbi	tb	slg%	bb	hbp	so	gdp	ob%	sf	sh	sb-att	po	a	e	fld%
2021	.314	22-12	51	16	16	4	0	1	10	23	.451	7	1	17	0	.393	2	0	1-1	19	0	1	.950
TOTAL	.314	22-12	51	16	16	4	0	1	10	23	.451	7	1	17	0	.393	2	0	1-1	19	0	1	.950

SINGLE-GAME HIGHS [all-time ranking]:

Hits: 3, at Western Carolina, Apr 13, 2021

Doubles: 1, 4 times

Home runs: 1, Western Carolina, Mar 30, 2021

Total bases: 5, Western Carolina, Mar 30, 2021

RBI: 3, Arkansas-Pine Bluff, Feb 23, 2021; Western Carolina, Mar 30, 2021

Runs scored: 3 [t-8th], at Western Carolina, Apr 13, 2021; at Texas A&M, Apr 25, 2021; Western Carolina, Mar 30, 2021

Walks: 2, Arkansas-Pine Bluff, Feb 24, 2021; Georgia State, Mar 07, 2021

Hit by pitch: 1, at Texas A&M, Apr 24, 2021

Struck out: 2, 4 times

Sac flies: 1 [t-5th], at Western Carolina, Apr 13, 2021; Arkansas-Pine Bluff, Feb 24, 2021

At bats: 5, Eastern Kentucky, Mar 23, 2021

Stolen bases: 1, Vanderbilt, Apr 17, 2021

Field chances: 4, at Texas A&M, Apr 24, 2021

Putouts: 4, at Texas A&M, Apr 24, 2021



Tennessee Volunteers Baseball Individual Career History



Kirby Connell

Year	avg	gp-gs	ab	r	h	2b	3b	hr	rbi	tb	slg%	bb	hbp	so	gdp	ob%	sf	sh	sb-att	po	a	e	fld%
2020	.000	4-0	0	0	0	0	0	0	0	0	.000	0	0	0	0	.000	0	0	0-0	0	1	0	1.000
2021	.000	0-0	0	0	0	0	0	0	0	0	.000	0	0	0	0	.000	0	0	0-0	2	4	0	1.000
TOTAL	.000	4-0	0	0	0	0	0	0	0	0	.000	0	0	0	0	.000	0	0	0-0	2	5	0	1.000

Year	era	w-l	app	gs	cq	sho	sv	ip	h	r	er	bb	so	2b	3b	hr	bf	bavg	wp	hbp	bk	sfa	sha
2020	6.35	0-0	4	0	0	0/0	0	5.2	5	4	4	1	7	1	0	1	23	.238	1	1	0	0	0
2021	2.58	1-1	21	0	0	0/0	2	38.1	36	16	11	2	35	6	0	4	155	.245	0	2	0	2	2
TOTAL	3.07	1-1	25	0	0	0/0	2	44.0	41	20	15	3	42	7	0	5	178	.244	1	3	0	2	2

SINGLE-GAME HIGHS [all-time ranking]:

Innings pitched: 4.1, Indiana State, Feb 27, 2021

Walks allowed: 1, at Alabama, Apr 4, 2021; Indiana State, Feb 27, 2021; ETSU, Mar 10, 2020

Strikeouts: 5, Florida, Apr 10, 2021; at Alabama, Apr 4, 2021

Batters faced: 16, Indiana State, Feb 27, 2021

Field chances: 1, 7 times

Putouts: 1, Vanderbilt, Apr 17, 2021; Arkansas-Pine Bluff, Feb 23, 2021

Assists: 1, 5 times

Runners CS: 1 [t-8th], at Alabama, Apr 2, 2021

Chad Dallas

Year	avg	gp-gs	ab	r	h	2b	3b	hr	rbi	tb	slg%	bb	hbp	so	gdp	ob%	sf	sh	sb-att	po	a	e	fld%
2020	.000	4-4	0	0	0	0	0	0	0	0	.000	0	0	0	0	.000	0	0	0-0	3	2	1	.833
2021	.000	0-0	0	0	0	0	0	0	0	0	.000	0	0	0	0	.000	0	0	0-0	2	4	0	1.000
TOTAL	.000	4-4	0	0	0	0	0	0	0	0	.000	0	0	0	0	.000	0	0	0-0	5	6	1	.917

Year	era	w-l	app	gs	cq	sho	sv	ip	h	r	er	bb	so	2b	3b	hr	bf	bavg	wp	hbp	bk	sfa	sha
2020	2.53	3-0	4	4	0	0/1	0	21.1	19	6	6	6	21	4	0	0	88	.235	1	0	0	1	0
2021	3.86	8-1	11	11	0	0/0	0	67.2	60	32	29	12	87	5	0	12	277	.233	4	5	0	1	1
TOTAL	3.54	11-1	15	15	0	0/1	0	89.0	79	38	35	18	108	9	0	12	365	.233	5	5	0	2	1

SINGLE-GAME HIGHS [all-time ranking]:

Innings pitched: 7.0, 6 times

Walks allowed: 2, 6 times

Strikeouts: 11 [t-4th], Florida, Apr 09, 2021; LSU, Mar 26, 2021

Batters faced: 30, at Georgia, Mar 19, 2021

Field chances: 3, vs Texas Tech, Feb 21, 2020

Putouts: 2, Western Illinois, Feb 14, 2020

Assists: 1, 6 times



Tennessee Volunteers Baseball Individual Career History



Christian Delashmit

Year	avg	gp-gs	ab	r	h	2b	3b	hr	rbi	tb	slg%	bb	hbp	so	gdp	ob%	sf	sh	sb-att	po	a	e	fld%
2020	.000	5-1	0	0	0	0	0	0	0	0	.000	0	0	0	0	.000	0	0	0-0	2	0	0	1.000
2021	.000	0-0	0	0	0	0	0	0	0	0	.000	0	0	0	0	.000	0	0	0-0	0	1	0	1.000
TOTAL	.000	5-1	0	0	0	0	0	0	0	0	.000	0	0	0	0	.000	0	0	0-0	2	1	0	1.000

Year	era	w-l	app	gs	cq	sho	sv	ip	h	r	er	bb	so	2b	3b	hr	bf	bavq	wp	hbp	bk	sfa	sha
2020	0.77	3-0	5	1	0	0/0	0	11.2	10	1	1	2	16	2	0	1	46	.227	0	0	0	0	0
2021	5.79	0-0	6	0	0	0/0	0	4.2	6	4	3	1	4	0	0	2	21	.316	2	0	0	1	0
TOTAL	2.20	3-0	11	1	0	0/0	0	16.1	16	5	4	3	20	2	0	3	67	.254	2	0	0	1	0

SINGLE-GAME HIGHS [all-time ranking]:

Innings pitched: 4.2, Northern Kentucky, Feb 25, 2020

Walks allowed: 1, Kentucky, Apr 29, 2021; Northern Kentucky, Feb 25, 2020; ETSU, Mar 10, 2020

Strikeouts: 7, Northern Kentucky, Feb 25, 2020

Batters faced: 18, Northern Kentucky, Feb 25, 2020

Field chances: 1, Arkansas-Pine Bluff, Feb 24, 2021; Northern Kentucky, Feb 25, 2020; Longwood, Mar 03, 2020

Putouts: 1, Northern Kentucky, Feb 25, 2020; Longwood, Mar 03, 2020

Assists: 1, Arkansas-Pine Bluff, Feb 24, 2021

Pete Derkay

Year	avg	gp-gs	ab	r	h	2b	3b	hr	rbi	tb	slg%	bb	hbp	so	gdp	ob%	sf	sh	sb-att	po	a	e	fld%
2017	.288	51-50	160	22	46	6	1	1	18	57	.356	37	9	21	4	.440	3	0	3-4	172	14	0	1.000
2018	.254	56-55	189	21	48	15	1	0	32	65	.344	41	8	34	2	.402	3	1	2-2	414	51	5	.989
2019	.228	51-34	114	17	26	5	1	3	21	42	.368	20	3	20	0	.353	2	1	1-1	204	23	1	.996
2020	.542	13-4	24	7	13	2	0	1	11	18	.750	5	1	4	0	.633	0	0	0-0	13	1	0	1.000
2021	.258	39-30	124	24	32	6	1	2	11	46	.371	21	5	16	2	.384	1	2	5-7	57	3	1	.984
TOTAL	.270	210-173	611	91	165	34	4	7	93	228	.373	124	26	95	8	.409	9	4	11-14	860	92	7	.993

SINGLE-GAME HIGHS [all-time ranking]:

Hits: 4 [t-1st], vs UC Irvine, Feb 25, 2017; UNC Greensboro, Mar 13, 2021

Doubles: 1, 34 times

Triples: 1 [t-1st], 4 times

Home runs: 1, 7 times

Total bases: 6, at Texas A&M, Apr 25, 2021

RBI: 4, at Western Carolina, Mar 27, 2018

Runs scored: 3 [t-8th], Longwood, Mar 03, 2020; UNC Greensboro, Mar 13, 2021; Austin Peay, Mar 15, 2017

Walks: 3 [t-5th], 5 times

Hit by pitch: 2 [t-1st], Austin Peay, Mar 15, 2017; at Kentucky, May 14, 2017

Struck out: 4 [t-1st], at Georgia Southern, Feb 19, 2021

Sac flies: 1 [t-5th], 9 times

Sac bunts: 1 [t-9th], 4 times

At bats: 6 [t-3rd], at Texas A&M, Apr 23, 2017; at Western Carolina, Mar 27, 2018; at Mizzou, May 17, 2018

Stolen bases: 1, 11 times

Caught stealing: 1 [t-2nd], at Alabama, Apr 3, 2021; at LMU, Feb 22, 2017; Arkansas-Pine Bluff, Feb 24, 2021

Field chances: 15, at Texas A&M, Apr 23, 2017; vs Liberty, Jun 02, 2019; Kentucky, May 05, 2018

Putouts: 14, at Texas A&M, Apr 23, 2017; vs Liberty, Jun 02, 2019; Kentucky, May 05, 2018

Assists: 4, UNCG, Feb 24, 2018

Runners CS: 1 [t-8th], 6 times



Tennessee Volunteers Baseball Individual Career History



Max Ferguson

Year	avg	gp-gs	ab	r	h	2b	3b	hr	rbi	tb	slg%	bb	hbp	so	gdp	ob%	sf	sh	sb-att	po	a	e	fld%
2019	.231	34-23	78	11	18	1	1	0	9	21	.269	19	2	14	1	.390	1	1	4-4	157	29	1	.995
2020	.333	13-12	42	12	14	2	0	2	6	22	.524	8	2	9	0	.462	0	0	9-10	15	17	2	.941
2021	.260	48-48	173	33	45	8	2	7	31	78	.451	40	3	52	2	.398	5	5	14-18	73	118	7	.965
TOTAL	.263	95-83	293	56	77	11	3	9	46	121	.413	67	7	75	3	.405	6	6	27-32	245	164	10	.976

SINGLE-GAME HIGHS [all-time ranking]:

Hits: 4 [t-1st], at Western Carolina, Apr 13, 2021

Doubles: 1, 11 times

Triples: 1 [t-1st], UNC Greensboro, Mar 13, 2021; ETSU, Mar 16, 2021; at Auburn, Mar 17, 2019

Home runs: 1, 9 times

Total bases: 8, at Western Carolina, Apr 13, 2021

RBI: 6 [t-1st], at Western Carolina, Apr 13, 2021

Runs scored: 2, 13 times

Walks: 3 [t-5th], 4 times

Hit by pitch: 1, 7 times

Struck out: 3 [t-10th], 6 times

Sac flies: 1 [t-5th], 6 times

Sac bunts: 1 [t-9th], 6 times

At bats: 6 [t-3rd], at Georgia Southern, Feb 21, 2021

Stolen bases: 3 [t-2nd], Western Illinois, Feb 15, 2020; UNC Greensboro, Mar 14, 2021; Western Carolina, Mar 30, 2021

Caught stealing: 1 [t-2nd], 5 times

Field chances: 17 [t-3rd], Georgia, Apr 12, 2019

Putouts: 15 [t-5th], Georgia, Apr 12, 2019

Assists: 6 [t-8th], Vanderbilt, Apr 16, 2021; at Austin Peay, Mar 03, 2021

Drew Gilbert

Year	avg	gp-gs	ab	r	h	2b	3b	hr	rbi	tb	slg%	bb	hbp	so	gdp	ob%	sf	sh	sb-att	po	a	e	fld%
2020	.350	15-10	40	15	14	3	0	1	8	20	.500	7	4	6	0	.490	0	0	2-2	7	1	1	.889
2021	.283	48-48	191	29	54	11	0	6	47	83	.435	13	12	28	2	.361	3	0	7-8	96	1	1	.990
TOTAL	.294	63-58	231	44	68	14	0	7	55	103	.446	20	16	34	2	.385	3	0	9-10	103	2	2	.981

Year	era	w-l	app	gs	cq	sho	sv	ip	h	r	er	bb	so	2b	3b	hr	bf	bavq	wp	hbp	bk	sfa	sha
2020	5.62	1-0	4	0	0	0/2	0	8.0	9	5	5	2	9	4	0	1	36	.290	0	2	0	0	1
2021	0.00	1-0	7	0	0	0/1	0	8.1	3	0	0	5	8	1	0	0	33	.115	1	2	0	0	0
TOTAL	2.76	2-0	11	0	0	0/3	0	16.1	12	5	5	7	17	5	0	1	69	.211	1	4	0	0	1

SINGLE-GAME HIGHS [all-time ranking]:

Hits: 4 [t-1st], at Texas A&M, Apr 25, 2021; George Washington, Feb 29, 2020; at MIZZOU, May 09, 2021

Doubles: 2 [t-4th], at MIZZOU, May 08, 2021

Home runs: 2 [t-3rd], at Georgia Southern, Feb 20, 2021; UNC Greensboro, Mar 14, 2021

Total bases: 8, at Georgia Southern, Feb 20, 2021; George Washington, Feb 29, 2020; UNC Greensboro, Mar 14, 2021

RBI: 5 [t-5th], UNC Greensboro, Mar 14, 2021

Runs scored: 3 [t-8th], George Washington, Feb 29, 2020; at MIZZOU, May 08, 2021

Walks: 2, 4 times

Hit by pitch: 2 [t-1st], Charlotte, Feb 18, 2020

Struck out: 3 [t-10th], Florida, Apr 11, 2021

Sac flies: 1 [t-5th], at Austin Peay, Mar 03, 2021; ETSU, Mar 16, 2021; at Georgia, Mar 21, 2021

At bats: 6 [t-3rd], at Western Carolina, Apr 13, 2021; at Texas A&M, Apr 25, 2021

Stolen bases: 1, 9 times

Caught stealing: 1 [t-2nd], Kentucky, Apr 29, 2021

Innings pitched: 4.1, vs Stanford, Feb 23, 2020

Walks allowed: 3, Tennessee Tech, Apr 20, 2021

Strikeouts: 3, 4 times

Batters faced: 17, vs Stanford, Feb 23, 2020

Field chances: 7, at Texas A&M, Apr 24, 2021

Putouts: 7, at Texas A&M, Apr 24, 2021

Assists: 1, Tennessee Tech, Apr 20, 2021; vs Stanford, Feb 23, 2020



Tennessee Volunteers Baseball Individual Career History



Jackson Greer

Year	avg	gp-gs	ab	r	h	2b	3b	hr	rbi	tb	slg%	bb	hbp	so	gdp	ob%	sf	sh	sb-att	po	a	e	fld%
2021	.297	22-18	64	13	19	5	0	3	9	33	.516	14	4	19	0	.446	1	1	1-2	165	11	1	.994
TOTAL	.297	22-18	64	13	19	5	0	3	9	33	.516	14	4	19	0	.446	1	1	1-2	165	11	1	.994

SINGLE-GAME HIGHS [all-time ranking]:

Hits: 2, 6 times

Doubles: 2 [t-4th], at Western Carolina, Apr 13, 2021

Home runs: 1, Vanderbilt, Apr 18, 2021; Kentucky, Apr 29, 2021; Kentucky, Apr 30, 2021

Total bases: 5, Kentucky, Apr 29, 2021; Kentucky, Apr 30, 2021

RBI: 2, at Western Carolina, Apr 13, 2021; Kentucky, Apr 29, 2021; UNC Greensboro, Mar 13, 2021

Runs scored: 2, Kentucky, Apr 29, 2021; at MIZZOU, May 09, 2021

Walks: 3 [t-5th], Indiana State, Feb 27, 2021

Hit by pitch: 1, 4 times

Struck out: 3 [t-10th], at MIZZOU, May 07, 2021

Sac flies: 1 [t-5th], UNC Greensboro, Mar 13, 2021

Sac bunts: 1 [t-9th], at Western Carolina, Apr 13, 2021

At bats: 5, at Georgia Southern, Feb 21, 2021; Kentucky, May 01, 2021; Tennessee Tech, May 11, 2021

Stolen bases: 1, at MIZZOU, May 09, 2021

Caught stealing: 1 [t-2nd], Tennessee Tech, May 11, 2021

Field chances: 14, Lipscomb, Apr 27, 2021

Putouts: 13, Lipscomb, Apr 27, 2021

Assists: 2, Vanderbilt, Apr 18, 2021; at Georgia Southern, Feb 21, 2021; Georgia State, Mar 07, 2021

Runners CS: 1 [t-8th], Vanderbilt, Apr 18, 2021; at Georgia Southern, Feb 21, 2021; at MIZZOU, May 08, 2021

Will Heflin

Year	avg	gp-gs	ab	r	h	2b	3b	hr	rbi	tb	slg%	bb	hbp	so	gdp	ob%	sf	sh	sb-att	po	a	e	fld%
2017	.171	21-7	35	3	6	1	0	0	6	7	.200	2	0	7	0	.211	1	0	1-1	6	0	0	1.000
2018	.000	4-0	1	1	0	0	0	0	0	0	.000	0	0	1	0	.000	0	0	0-0	0	3	0	1.000
2019	.000	2-0	0	1	0	0	0	0	0	0	.000	0	0	0	0	.000	0	0	0-0	0	5	2	.714
2021	.000	0-0	0	0	0	0	0	0	0	0	.000	0	0	0	0	.000	0	0	0-0	1	12	2	.867
TOTAL	.167	27-7	36	5	6	1	0	0	6	7	.194	2	0	8	0	.205	1	0	1-1	7	20	4	.871

Year	era	w-l	app	gs	cq	sho	sv	ip	h	r	er	bb	so	2b	3b	hr	bf	bavq	wp	hbp	bk	sfa	sha
2017	2.93	0-0	12	0	0	0/1	0	15.1	13	5	5	8	8	3	0	3	66	.232	1	2	0	0	0
2018	5.63	4-3	17	5	0	0/0	0	38.1	45	27	24	23	28	6	0	6	182	.292	3	3	0	0	2
2019	2.20	4-1	26	1	0	0/3	0	32.2	29	14	8	14	35	1	1	2	139	.238	2	1	0	1	1
2021	4.17	2-2	13	11	0	0/0	0	54.0	63	29	25	9	51	7	1	10	232	.294	5	2	0	1	6
TOTAL	3.98	10-6	68	17	0	0/4	0	140.1	150	75	62	54	122	17	2	21	619	.275	11	8	0	2	9

SINGLE-GAME HIGHS [all-time ranking]:

Hits: 2, ETSU, May 02, 2017

Doubles: 1, ETSU, May 02, 2017

Total bases: 3, ETSU, May 02, 2017

RBI: 2, ETSU, May 02, 2017; Arkansas, May 04, 2017

Runs scored: 2, ETSU, May 02, 2017

Walks: 1, Belmont, May 09, 2017; at Eastern Kentucky, May 10, 2017

Struck out: 3 [t-10th], at ETSU, Apr 11, 2017

Sac flies: 1 [t-5th], at Florida, Apr 07, 2017

At bats: 4, at ETSU, Apr 11, 2017; ETSU, May 02, 2017; Arkansas, May 04, 2017

Stolen bases: 1, Belmont, May 09, 2017

Innings pitched: 7.0, Vanderbilt, Apr 17, 2021; Georgia State, Mar 05, 2021

Walks allowed: 4 [t-6th], Tennessee Tech, Apr 25, 2018

Strikeouts: 8, Arkansas-Pine Bluff, Feb 23, 2021; Georgia State, Mar 05, 2021; UNC Asheville, Mar 13, 2019

Batters faced: 28, Vanderbilt, Apr 17, 2021

Field chances: 3, Georgia State, Mar 05, 2021

Putouts: 2, Austin Peay, Mar 15, 2017; South Carolina, Mar 19, 2017

Assists: 2, 5 times

Runners CS: 1 [t-8th], 4 times



Tennessee Volunteers Baseball Individual Career History



Connor Housley

Year	avg	gp-gs	ab	r	h	2b	3b	hr	rbi	tb	slg%	bb	hbp	so	gdp	ob%	sf	sh	sb-att	po	a	e	fld%
2021	.000	0-0	0	0	0	0	0	0	0	0	.000	0	0	0	0	.000	0	0	0-0	0	1	1	.500
TOTAL	.000	0-0	0	0	0	0	0	0	0	0	.000	0	0	0	0	.000	0	0	0-0	0	1	1	.500

Year	era	w-l	app	gs	cq	sho	sv	ip	h	r	er	bb	so	2b	3b	hr	bf	bavq	wp	hbp	bk	sfa	sha
2021	3.48	0-0	12	0	0	0/0	0	10.1	8	4	4	6	14	2	0	1	45	.205	1	0	0	0	0
TOTAL	3.48	0-0	12	0	0	0/0	0	10.1	8	4	4	6	14	2	0	1	45	.205	1	0	0	0	0

SINGLE-GAME HIGHS [all-time ranking]:

Innings pitched: 3.0, ETSU, Mar 16, 2021

Walks allowed: 1, 6 times

Strikeouts: 7, ETSU, Mar 16, 2021

Batters faced: 11, ETSU, Mar 16, 2021

Field chances: 1, Vanderbilt, Apr 16, 2021; Arkansas-Pine Bluff, Feb 24, 2021

Assists: 1, Arkansas-Pine Bluff, Feb 24, 2021

Sean Hunley

Year	avg	gp-gs	ab	r	h	2b	3b	hr	rbi	tb	slg%	bb	hbp	so	gdp	ob%	sf	sh	sb-att	po	a	e	fld%
2018	.000	0-0	0	0	0	0	0	0	0	0	.000	0	0	0	0	.000	0	0	0-0	1	14	0	1.000
2019	.000	0-0	0	0	0	0	0	0	0	0	.000	0	0	0	0	.000	0	0	0-0	5	7	0	1.000
2020	.000	7-1	0	0	0	0	0	0	0	0	.000	0	0	0	0	.000	0	0	0-0	1	5	0	1.000
2021	.000	0-0	0	0	0	0	0	0	0	0	.000	0	0	0	0	.000	0	0	0-0	2	6	1	.889
TOTAL	.000	7-1	0	0	0	0	0	0	0	0	.000	0	0	0	0	.000	0	0	0-0	9	32	1	.976

Year	era	w-l	app	gs	cq	sho	sv	ip	h	r	er	bb	so	2b	3b	hr	bf	bavq	wp	hbp	bk	sfa	sha
2018	2.64	7-3	15	14	1	1/1	0	75.0	77	25	22	18	53	12	2	6	314	.270	8	5	2	3	3
2019	2.60	4-0	20	5	0	0/2	1	45.0	36	14	13	12	29	5	1	2	179	.225	0	2	1	4	1
2020	0.54	0-0	6	1	0	0/2	3	16.2	8	1	1	2	14	2	0	0	59	.140	0	0	0	0	0
2021	3.15	7-2	23	0	0	0/0	5	45.2	34	19	16	10	51	8	0	5	184	.202	2	4	0	1	1
TOTAL	2.57	18-5	64	20	1	1/5	9	182.1	155	59	52	42	147	27	3	13	736	.231	10	11	3	8	5

SINGLE-GAME HIGHS [all-time ranking]:

Innings pitched: 9.0 [t-1st], Western Carolina, Mar 14, 2018

Walks allowed: 3, 4 times

Strikeouts: 11 [t-4th], UT Martin, Apr 10, 2018

Batters faced: 32 [t-9th], Western Carolina, Mar 14, 2018

Field chances: 3, vs Troy, Mar 05, 2019

Putouts: 1, 9 times

Assists: 2, 5 times

Runners CS: 1 [t-8th], 7 times



Tennessee Volunteers Baseball Individual Career History



Cortland Lawson

Year	avg	gp-gs	ab	r	h	2b	3b	hr	rbi	tb	slg%	bb	hbp	so	gdp	ob%	sf	sh	sb-att	po	a	e	fld%
2021	.357	12-2	14	4	5	1	0	1	3	9	.643	0	1	5	0	.400	0	0	0-0	3	14	2	.895
TOTAL	.357	12-2	14	4	5	1	0	1	3	9	.643	0	1	5	0	.400	0	0	0-0	3	14	2	.895

SINGLE-GAME HIGHS [all-time ranking]:

Hits: 1, 5 times

Doubles: 1, Arkansas-Pine Bluff, Feb 23, 2021

Home runs: 1, Eastern Kentucky, Mar 23, 2021

Total bases: 4, Eastern Kentucky, Mar 23, 2021

RBI: 2, Eastern Kentucky, Mar 23, 2021

Runs scored: 1, 4 times

Hit by pitch: 1, Eastern Kentucky, Mar 23, 2021

Struck out: 2, Eastern Kentucky, Apr 06, 2021

At bats: 4, Eastern Kentucky, Apr 06, 2021

Field chances: 7, Eastern Kentucky, Apr 06, 2021

Putouts: 1, Tennessee Tech, Apr 20, 2021; Eastern Kentucky, Mar 23, 2021; at MIZZOU, May 08, 2021

Assists: 7 [t-2nd], Eastern Kentucky, Apr 06, 2021

Luc Lipcius

Year	avg	gp-gs	ab	r	h	2b	3b	hr	rbi	tb	slg%	bb	hbp	so	gdp	ob%	sf	sh	sb-att	po	a	e	fld%
2017	.256	33-20	86	8	22	3	0	1	8	28	.326	9	4	16	0	.354	0	1	3-4	40	2	0	1.000
2018	.125	20-4	24	4	3	0	0	0	0	3	.125	7	0	8	1	.313	1	0	0-0	47	2	2	.961
2019	.347	16-16	49	15	17	4	2	3	14	34	.694	10	1	10	0	.459	1	0	1-1	113	16	1	.992
2020	.326	17-15	43	13	14	7	1	2	15	29	.674	16	2	8	0	.525	0	0	3-3	109	15	1	.992
2021	.225	48-45	160	29	36	6	0	9	30	69	.431	26	4	45	1	.344	2	0	4-4	349	17	1	.997
TOTAL	.254	134-100	362	69	92	20	3	15	67	163	.450	68	11	87	2	.384	4	1	11-12	658	52	5	.993

SINGLE-GAME HIGHS [all-time ranking]:

Hits: 3, at Alabama, Apr 4, 2021; Northern Kentucky, Feb 19, 2019; UNC Greensboro, Mar 13, 2021

Doubles: 2 [t-4th], Western Illinois, Feb 16, 2020; ETSU, Mar 10, 2020

Triples: 1 [t-1st], Northern Kentucky, Feb 19, 2019; vs Stanford, Feb 23, 2020; vs Troy, Mar 05, 2019

Home runs: 1, 15 times

Total bases: 8, Northern Kentucky, Feb 19, 2019

RBI: 5 [t-5th], Northern Kentucky, Feb 19, 2019

Runs scored: 3 [t-8th], vs North Florida, Mar 02, 2019

Walks: 3 [t-5th], George Washington, Feb 29, 2020

Hit by pitch: 2 [t-1st], Belmont, May 09, 2017

Struck out: 3 [t-10th], 5 times

Sac flies: 1 [t-5th], 4 times

Sac bunts: 1 [t-9th], Morehead State, May 16, 2017

At bats: 6 [t-3rd], at Texas A&M, Apr 23, 2017; at Texas A&M, Apr 25, 2021; at Georgia, Mar 19, 2021

Stolen bases: 1, 11 times

Caught stealing: 1 [t-2nd], at Vanderbilt, Apr 28, 2017

Field chances: 16 [t-8th], at Georgia Southern, Feb 20, 2021

Putouts: 15 [t-5th], at Georgia Southern, Feb 20, 2021

Assists: 3, Indiana, Feb 22, 2019



Tennessee Volunteers Baseball Individual Career History



Trey Lipscomb

Year	avg	gp-gs	ab	r	h	2b	3b	hr	rbi	tb	slg%	bb	hbp	so	gdp	ob%	sf	sh	sb-att	po	a	e	fld%
2019	.071	12-1	14	0	1	1	0	0	1	2	.143	0	0	2	0	.071	0	0	0-0	4	3	0	1.000
2020	.269	11-5	26	8	7	0	0	1	9	10	.385	7	0	1	0	.400	2	0	2-2	15	5	1	.952
2021	.321	13-6	28	7	9	3	0	1	8	15	.536	4	1	6	1	.424	0	0	1-2	10	9	0	1.000
TOTAL	.250	36-12	68	15	17	4	0	2	18	27	.397	11	1	9	1	.354	2	0	3-4	29	17	1	.979

SINGLE-GAME HIGHS [all-time ranking]:

Hits: 3, Arkansas-Pine Bluff, Feb 24, 2021; Eastern Kentucky, Mar 23, 2021

Doubles: 2 [t-4th], Eastern Kentucky, Apr 06, 2021

Home runs: 1, George Washington, Feb 28, 2020; Eastern Kentucky, Mar 23, 2021

Total bases: 7, Eastern Kentucky, Mar 23, 2021

RBI: 4, George Washington, Feb 28, 2020; Eastern Kentucky, Mar 23, 2021

Runs scored: 2, 5 times

Walks: 2, Western Illinois, Feb 15, 2020; Western Carolina, Mar 30, 2021

Hit by pitch: 1, Tennessee Tech, May 11, 2021

Struck out: 2, Fresno State, Mar 09, 2019

Sac flies: 1 [t-5th], Western Illinois, Feb 16, 2020; George Washington, Mar 01, 2020

At bats: 7 [t-1st], Longwood, Mar 03, 2020

Stolen bases: 1, Eastern Kentucky, Apr 06, 2021; UNC Asheville, Feb 26, 2020; George Washington, Feb 29, 2020

Caught stealing: 1 [t-2nd], Tennessee Tech, May 11, 2021

Field chances: 8, Western Illinois, Feb 15, 2020

Putouts: 8, Western Illinois, Feb 15, 2020

Assists: 4, Eastern Kentucky, Apr 06, 2021

Will Mabrey

Year	avg	gp-gs	ab	r	h	2b	3b	hr	rbi	tb	slg%	bb	hbp	so	gdp	ob%	sf	sh	sb-att	po	a	e	fld%
2020	.000	5-0	0	0	0	0	0	0	0	0	.000	0	0	0	0	.000	0	0	0-0	2	1	0	1.000
TOTAL	.000	5-0	0	0	0	0	0	0	0	0	.000	0	0	0	0	.000	0	0	0-0	2	1	0	1.000

Year	era	w-l	app	gs	cg	sho	sv	ip	h	r	er	bb	so	2b	3b	hr	bf	bavg	wp	hbp	bk	sfa	sha
2020	2.25	0-0	5	0	0	0/0	0	4.0	2	1	1	1	3	0	0	0	14	.154	0	0	0	0	0
2021	1.35	0-0	10	0	0	0/0	0	6.2	5	2	1	2	7	0	0	1	25	.217	0	0	0	0	0
TOTAL	1.69	0-0	15	0	0	0/0	0	10.2	7	3	2	3	10	0	0	1	39	.194	0	0	0	0	0

SINGLE-GAME HIGHS [all-time ranking]:

Innings pitched: 1.1, Lipscomb, Apr 27, 2021

Walks allowed: 1, Eastern Kentucky, Apr 06, 2021; at Western Carolina, Apr 13, 2021; Longwood, Mar 03, 2020

Strikeouts: 3, Eastern Kentucky, Apr 06, 2021

Batters faced: 5, Eastern Kentucky, Apr 06, 2021; at Western Carolina, Apr 13, 2021; Lipscomb, Apr 27, 2021

Field chances: 2, UNC Asheville, Feb 26, 2020

Putouts: 1, Charlotte, Feb 18, 2020; UNC Asheville, Feb 26, 2020

Assists: 1, UNC Asheville, Feb 26, 2020

Runners CS: 1 [t-8th], Arkansas-Pine Bluff, Feb 23, 2021



Tennessee Volunteers Baseball Individual Career History



Mark McLaughlin

Year	avg	gp-gs	ab	r	h	2b	3b	hr	rbi	tb	slg%	bb	hbp	so	gdp	ob%	sf	sh	sb-att	po	a	e	fld%
2020	.000	5-1	0	0	0	0	0	0	0	0	.000	0	0	0	0	.000	0	0	0-0	2	1	0	1.000
2021	.000	0-0	0	0	0	0	0	0	0	0	.000	0	0	0	0	.000	0	0	0-0	2	1	0	1.000
TOTAL	.000	5-1	0	0	0	0	0	0	0	0	.000	0	0	0	0	.000	0	0	0-0	4	2	0	1.000

Year	era	w-l	app	gs	cq	sho	sv	ip	h	r	er	bb	so	2b	3b	hr	bf	bavg	wp	hbp	bk	sfa	sha
2020	1.80	1-0	5	1	0	0/1	0	10.0	5	2	2	1	12	1	0	1	35	.147	0	0	0	0	0
2021	1.71	2-0	13	4	0	0/1	0	31.2	11	7	6	19	37	2	0	0	124	.107	1	1	0	0	0
TOTAL	1.73	3-0	18	5	0	0/2	0	41.2	16	9	8	20	49	3	0	1	159	.117	1	1	0	0	0

SINGLE-GAME HIGHS [all-time ranking]:

Innings pitched: 5.0, UNC Asheville, Feb 26, 2020; UNC Greensboro, Mar 13, 2021

Walks allowed: 3, 4 times

Strikeouts: 6, Lipscomb, Apr 27, 2021; Arkansas-Pine Bluff, Feb 24, 2021; UNC Greensboro, Mar 13, 2021

Batters faced: 20, UNC Greensboro, Mar 13, 2021

Field chances: 2, UNC Asheville, Feb 26, 2020

Putouts: 1, 4 times

Assists: 1, Vanderbilt, Apr 18, 2021; UNC Asheville, Feb 26, 2020

Runners CS: 1 [t-8th], Florida, Apr 10, 2021; Vanderbilt, Apr 18, 2021

Jorel Ortega

Year	avg	gp-gs	ab	r	h	2b	3b	hr	rbi	tb	slg%	bb	hbp	so	gdp	ob%	sf	sh	sb-att	po	a	e	fld%
2021	.136	11-3	22	8	3	1	0	1	3	7	.318	6	2	10	0	.355	1	0	0-0	3	3	1	.857
TOTAL	.136	11-3	22	8	3	1	0	1	3	7	.318	6	2	10	0	.355	1	0	0-0	3	3	1	.857

SINGLE-GAME HIGHS [all-time ranking]:

Hits: 1, Eastern Kentucky, Apr 06, 2021; at Georgia Southern, Feb 21, 2021; Tennessee Tech, May 11, 2021

Doubles: 1, at Georgia Southern, Feb 21, 2021

Home runs: 1, Tennessee Tech, May 11, 2021

Total bases: 4, Tennessee Tech, May 11, 2021

RBI: 1, Eastern Kentucky, Apr 06, 2021; Arkansas-Pine Bluff, Feb 23, 2021; Tennessee Tech, May 11, 2021

Runs scored: 2, Arkansas-Pine Bluff, Feb 23, 2021; Eastern Kentucky, Mar 23, 2021

Walks: 3 [t-5th], Eastern Kentucky, Mar 23, 2021

Hit by pitch: 1, Eastern Kentucky, Apr 06, 2021; Arkansas-Pine Bluff, Feb 23, 2021

Struck out: 2, at Georgia Southern, Feb 20, 2021; Indiana State, Feb 27, 2021

Sac flies: 1 [t-5th], Arkansas-Pine Bluff, Feb 23, 2021

At bats: 4, Arkansas-Pine Bluff, Feb 23, 2021

Field chances: 4, Arkansas-Pine Bluff, Feb 24, 2021

Putouts: 3, Arkansas-Pine Bluff, Feb 24, 2021

Assists: 2, Eastern Kentucky, Apr 06, 2021



Tennessee Volunteers Baseball Individual Career History



Connor Pavolony

Year	avg	gp-gs	ab	r	h	2b	3b	hr	rbi	tb	slg%	bb	hbp	so	gdp	ob%	sf	sh	sb-att	po	a	e	fld%
2019	.228	44-34	101	20	23	6	1	2	17	37	.366	22	7	27	0	.391	3	3	1-1	278	41	2	.994
2020	.342	12-11	38	9	13	3	0	4	12	28	.737	3	1	6	2	.395	1	0	0-1	89	4	0	1.000
2021	.219	31-29	96	19	21	4	0	4	11	37	.385	14	6	31	4	.350	1	2	3-3	252	23	5	.982
TOTAL	.243	87-74	235	48	57	13	1	10	40	102	.434	39	14	64	6	.375	5	5	4-5	619	68	7	.990

SINGLE-GAME HIGHS [all-time ranking]:

Hits: 3, Tennessee Tech, May 14, 2019

Doubles: 2 [t-4th], UNC Asheville, Mar 13, 2019

Triples: 1 [t-1st], Fresno State, Mar 09, 2019

Home runs: 1, 10 times

Total bases: 5, at Texas A&M, Apr 25, 2021; UNC Asheville, Feb 26, 2020; George Washington, Mar 01, 2020

RBI: 4, vs UNCW, Jun 01, 2019

Runs scored: 3 [t-8th], 4 times

Walks: 3 [t-5th], at Alabama, Apr 3, 2021; Northern Kentucky, Feb 19, 2019; at Georgia, Mar 19, 2021

Hit by pitch: 2 [t-1st], Indiana State, Feb 26, 2021

Struck out: 3 [t-10th], at Kentucky, Apr 19, 2019; at Georgia, Mar 20, 2021

Sac flies: 1 [t-5th], 5 times

Sac bunts: 2 [t-1st], at Alabama, Apr 4, 2021; Ole Miss, May 16, 2019

At bats: 6 [t-3rd], at Texas A&M, Apr 25, 2021

Stolen bases: 1, 4 times

Caught stealing: 1 [t-2nd], vs Texas Tech, Feb 21, 2020

Field chances: 20 [2nd], Indiana, Feb 23, 2019

Putouts: 17 [t-2nd], Indiana, Feb 23, 2019; LSU, Mar 27, 2021

Assists: 4, vs Liberty, May 31, 2019

Runners CS: 2 [t-1st], Belmont, Apr 02, 2019; UNC Greensboro, Mar 14, 2021

Ethan Payne

Year	avg	gp-gs	ab	r	h	2b	3b	hr	rbi	tb	slg%	bb	hbp	so	gdp	ob%	sf	sh	sb-att	po	a	e	fld%
2021	.182	12-0	11	5	2	0	0	0	0	2	.182	2	0	5	0	.308	0	0	0-0	7	2	0	1.000
TOTAL	.182	12-0	11	5	2	0	0	0	0	2	.182	2	0	5	0	.308	0	0	0-0	7	2	0	1.000

SINGLE-GAME HIGHS [all-time ranking]:

Hits: 1, Arkansas-Pine Bluff, Feb 23, 2021; Western Carolina, Mar 30, 2021

Total bases: 1, Arkansas-Pine Bluff, Feb 23, 2021; Western Carolina, Mar 30, 2021

Runs scored: 1, 5 times

Walks: 1, Eastern Kentucky, Apr 06, 2021; Tennessee Tech, May 11, 2021

Struck out: 2, Arkansas-Pine Bluff, Feb 23, 2021

At bats: 3, Arkansas-Pine Bluff, Feb 23, 2021

Field chances: 5, Arkansas-Pine Bluff, Feb 24, 2021

Putouts: 4, Arkansas-Pine Bluff, Feb 24, 2021

Assists: 1, Arkansas-Pine Bluff, Feb 23, 2021; Arkansas-Pine Bluff, Feb 24, 2021



Tennessee Volunteers Baseball Individual Career History



Elijah Pleasants

Year	avg	gp-gs	ab	r	h	2b	3b	hr	rbi	tb	slg%	bb	hbp	so	gdp	ob%	sf	sh	sb-att	po	a	e	fld%
2019	.000	0-0	0	0	0	0	0	0	0	0	.000	0	0	0	0	.000	0	0	0-0	3	0	0	1.000
2020	.000	7-2	0	0	0	0	0	0	0	0	.000	0	0	0	0	.000	0	0	0-0	3	1	1	.800
2021	.000	0-0	0	0	0	0	0	0	0	0	.000	0	0	0	0	.000	0	0	0-0	0	9	1	.900
TOTAL	.000	7-2	0	0	0	0	0	0	0	0	.000	0	0	0	0	.000	0	0	0-0	6	10	2	.889

Year	era	w-l	app	gs	cq	sho	sv	ip	h	r	er	bb	so	2b	3b	hr	bf	bavg	wp	hbp	bk	sfa	sha
2019	2.45	0-0	11	1	0	0/1	0	11.0	2	6	3	7	5	0	0	0	44	.061	1	4	0	0	0
2020	1.42	1-0	7	2	0	0/2	0	12.2	13	3	2	5	9	5	0	0	55	.271	1	0	0	1	1
2021	3.68	2-1	13	2	0	0/1	0	22.0	23	13	9	5	13	3	0	2	93	.277	4	2	1	1	2
TOTAL	2.76	3-1	31	5	0	0/4	0	45.2	38	22	14	17	27	8	0	2	192	.232	6	6	1	2	3

SINGLE-GAME HIGHS [all-time ranking]:

Innings pitched: 6.0, at Austin Peay, Mar 03, 2021

Walks allowed: 3, at Arkansas, Apr 27, 2019; vs Stanford, Feb 23, 2020

Strikeouts: 6, at Austin Peay, Mar 03, 2021

Batters faced: 24, at Austin Peay, Mar 03, 2021

Field chances: 2, 5 times

Putouts: 2, Belmont, Apr 02, 2019; Charlotte, Feb 18, 2020

Assists: 2, at Georgia Southern, Feb 21, 2021; Indiana State, Feb 27, 2021; Georgia State, Mar 07, 2021

Runners CS: 1 [t-8th], Lipscomb, Apr 09, 2019; at Georgia Southern, Feb 21, 2021

Jason Rackers

Year	avg	gp-gs	ab	r	h	2b	3b	hr	rbi	tb	slg%	bb	hbp	so	gdp	ob%	sf	sh	sb-att	po	a	e	fld%
2021	3.24	1-1	5	3	0	0/0	0	8.1	8	6	3	2	9	2	0	1	38	.242	2	3	0	0	0
TOTAL	3.24	1-1	5	3	0	0/0	0	8.1	8	6	3	2	9	2	0	1	38	.242	2	3	0	0	0

SINGLE-GAME HIGHS [all-time ranking]:

Innings pitched: 3.1, Tennessee Tech, Apr 20, 2021

Walks allowed: 1, at Western Carolina, Apr 13, 2021; Tennessee Tech, Apr 20, 2021

Strikeouts: 4, Tennessee Tech, Apr 20, 2021

Batters faced: 14, Tennessee Tech, Apr 20, 2021



Tennessee Volunteers Baseball Individual Career History



Jake Rucker

Year	avg	gp-gs	ab	r	h	2b	3b	hr	rbi	tb	slg%	bb	hbp	so	gdp	ob%	sf	sh	sb-att	po	a	e	fld%
2019	.273	61-54	183	26	50	10	1	0	28	62	.339	21	5	28	3	.358	3	6	3-4	93	123	5	.977
2020	.339	17-17	62	15	21	4	1	3	13	36	.581	9	1	13	1	.425	1	1	2-2	15	23	1	.974
2021	.342	48-48	193	39	66	15	2	7	46	106	.549	22	6	53	0	.422	2	1	6-9	19	72	7	.929
TOTAL	.313	126-119	438	80	137	29	4	10	87	204	.466	52	12	94	4	.396	6	8	11-15	127	218	13	.964

SINGLE-GAME HIGHS [all-time ranking]:

Hits: 3, 11 times

Doubles: 2 [t-4th], at Texas A&M, Apr 24, 2021; at Texas A&M, Apr 25, 2021; at Arkansas, Apr 26, 2019

Triples: 1 [t-1st], 4 times

Home runs: 1, 10 times

Total bases: 8, at Texas A&M, Apr 24, 2021

RBI: 5 [t-5th], at Georgia, Mar 19, 2021; Kentucky, May 01, 2021

Runs scored: 4 [t-2nd], at Texas A&M, Apr 25, 2021

Walks: 2, 9 times

Hit by pitch: 1, 12 times

Struck out: 4 [t-1st], Kentucky, Apr 30, 2021

Sac flies: 1 [t-5th], 6 times

Sac bunts: 1 [t-9th], 8 times

At bats: 6 [t-3rd], 7 times

Stolen bases: 1, 11 times

Caught stealing: 1 [t-2nd], 4 times

Field chances: 10, Ole Miss, May 17, 2019

Putouts: 4, 5 times

Assists: 6 [t-8th], Morehead State, Apr 16, 2019; Ole Miss, May 17, 2019

Evan Russell

Year	avg	gp-gs	ab	r	h	2b	3b	hr	rbi	tb	slg%	bb	hbp	so	gdp	ob%	sf	sh	sb-att	po	a	e	fld%
2018	.260	42-35	127	19	33	2	2	3	23	48	.378	16	5	26	4	.358	3	0	1-2	51	4	3	.948
2019	.274	55-50	168	30	46	11	0	6	39	75	.446	30	3	42	1	.382	6	0	5-5	16	0	2	.889
2020	.271	16-13	48	14	13	3	0	2	12	22	.458	9	2	10	1	.393	2	0	3-3	16	3	0	1.000
2021	.244	44-36	135	30	33	7	1	12	35	78	.578	22	3	41	4	.363	0	1	3-4	67	5	0	1.000
TOTAL	.262	157-134	478	93	125	23	3	23	109	223	.467	77	13	119	10	.371	11	1	12-14	150	12	5	.970

SINGLE-GAME HIGHS [all-time ranking]:

Hits: 3, 6 times

Doubles: 2 [t-4th], Indiana, Feb 22, 2019; Indiana, Feb 23, 2019; at MIZZOU, May 09, 2021

Triples: 1 [t-1st], UT Martin, Apr 10, 2018; at Georgia, Mar 19, 2021; Morehead State, May 01, 2018

Home runs: 3 [t-1st], Vanderbilt, Apr 17, 2021; LSU, Mar 27, 2021

Total bases: 12 [t-1st], Vanderbilt, Apr 17, 2021; LSU, Mar 27, 2021

RBI: 6 [t-1st], Vanderbilt, Apr 17, 2021; at Texas A&M, Apr 25, 2021

Runs scored: 3 [t-8th], 5 times

Walks: 4 [t-1st], Northern Kentucky, Feb 19, 2019; vs North Florida, Mar 02, 2019

Hit by pitch: 1, 13 times

Struck out: 3 [t-10th], 5 times

Sac flies: 2 [t-1st], Texas A&M, Apr 20, 2018; Ole Miss, May 17, 2019

Sac bunts: 1 [t-9th], ETSU, Mar 16, 2021

At bats: 6 [t-3rd], vs Houston, Feb 22, 2020

Stolen bases: 1, 12 times

Caught stealing: 1 [t-2nd], at Western Carolina, Apr 13, 2021; at South Carolina, Mar 30, 2018

Field chances: 5, 4 times

Putouts: 5, 4 times

Assists: 2, Florida, Apr 07, 2018



Tennessee Volunteers Baseball Individual Career History



Christian Scott

Year	avg	gp-gs	ab	r	h	2b	3b	hr	rbi	tb	slg%	bb	hbp	so	gdp	ob%	sf	sh	sb-att	po	a	e	fld%
2019	.321	21-7	28	5	9	3	0	0	1	12	.429	9	0	8	0	.486	0	0	1-1	11	0	0	1.000
2020	.286	13-1	14	5	4	0	0	0	3	4	.286	1	0	6	0	.313	1	0	1-1	7	1	0	1.000
2021	.278	24-9	36	10	10	3	0	0	5	13	.361	10	0	6	2	.426	1	1	2-2	21	1	0	1.000
TOTAL	.295	58-17	78	20	23	6	0	0	9	29	.372	20	0	20	2	.430	2	1	4-4	39	2	0	1.000

SINGLE-GAME HIGHS [all-time ranking]:

Hits: 3, Northern Kentucky, Feb 19, 2019

Doubles: 2 [t-4th], Arkansas-Pine Bluff, Feb 23, 2021

Total bases: 4, Northern Kentucky, Feb 19, 2019; Arkansas-Pine Bluff, Feb 23, 2021

RBI: 3, Arkansas-Pine Bluff, Feb 23, 2021

Runs scored: 2, Arkansas-Pine Bluff, Feb 23, 2021; Austin Peay, May 07, 2019

Walks: 2, Arkansas-Pine Bluff, Feb 24, 2021; Tennessee Tech, May 11, 2021; vs Auburn, May 21, 2019

Struck out: 2, 4 times

Sac flies: 1 [t-5th], Arkansas-Pine Bluff, Feb 24, 2021; Longwood, Mar 03, 2020

Sac bunts: 1 [t-9th], Tennessee Tech, Apr 20, 2021

At bats: 4, 4 times

Stolen bases: 1, 4 times

Field chances: 4, at Georgia Southern, Feb 19, 2021; vs Stanford, Feb 23, 2020; at Austin Peay, Mar 03, 2021

Putouts: 4, at Georgia Southern, Feb 19, 2021; at Austin Peay, Mar 03, 2021

Assists: 1, vs Stanford, Feb 23, 2020; Georgia State, Mar 06, 2021

Zander Sechrist

Year	avg	gp-gs	ab	r	h	2b	3b	hr	rbi	tb	slg%	bb	hbp	so	gdp	ob%	sf	sh	sb-att	po	a	e	fld%
2021	.000	0-0	0	0	0	0	0	0	0	0	.000	0	0	0	0	.000	0	0	0-0	0	1	0	1.000
TOTAL	.000	0-0	0	0	0	0	0	0	0	0	.000	0	0	0	0	.000	0	0	0-0	0	1	0	1.000

Year	era	w-l	app	gs	cq	sho	sv	ip	h	r	er	bb	so	2b	3b	hr	bf	bavg	wp	hbp	bk	sfa	sha
2021	3.00	2-0	7	0	0	0/1	0	9.0	8	4	3	1	10	0	0	1	34	.250	0	0	0	1	0
TOTAL	3.00	2-0	7	0	0	0/1	0	9.0	8	4	3	1	10	0	0	1	34	.250	0	0	0	1	0

SINGLE-GAME HIGHS [all-time ranking]:

Innings pitched: 2.2, Eastern Kentucky, Mar 23, 2021

Walks allowed: 1, Georgia State, Mar 07, 2021

Strikeouts: 4, Eastern Kentucky, Mar 23, 2021

Batters faced: 8, Georgia State, Mar 07, 2021; Eastern Kentucky, Mar 23, 2021

Field chances: 1, ETSU, Mar 16, 2021

Assists: 1, ETSU, Mar 16, 2021

Runners CS: 1 [t-8th], ETSU, Mar 16, 2021



Tennessee Volunteers Baseball Individual Career History



Camden Sewell

Year	avg	gp-gs	ab	r	h	2b	3b	hr	rbi	tb	slg%	bb	hbp	so	gdp	ob%	sf	sh	sb-att	po	a	e	fld%
2019	.000	0-0	0	0	0	0	0	0	0	0	.000	0	0	0	0	.000	0	0	0-0	6	5	0	1.000
2020	.000	1-1	0	0	0	0	0	0	0	0	.000	0	0	0	0	.000	0	0	0-0	0	0	0	.000
2021	.000	0-0	0	0	0	0	0	0	0	0	.000	0	0	0	0	.000	0	0	0-0	2	5	0	1.000
TOTAL	.000	1-1	0	0	0	0	0	0	0	0	.000	0	0	0	0	.000	0	0	0-0	8	10	0	1.000

Year	era	w-l	app	gs	cq	sho	sv	ip	h	r	er	bb	so	2b	3b	hr	bf	bavg	wp	hbp	bk	sfa	sha
2019	2.18	4-1	20	5	0	0/4	1	45.1	29	12	11	22	43	4	0	6	182	.185	2	1	0	0	2
2020	3.00	0-0	1	1	0	0/0	0	3.0	1	1	1	1	5	0	0	1	11	.100	0	0	0	0	0
2021	4.13	2-0	14	2	0	0/1	1	28.1	23	13	13	11	22	5	0	1	121	.223	4	3	0	2	2
TOTAL	2.93	6-1	35	8	0	0/5	2	76.2	53	26	25	34	70	9	0	8	314	.196	6	4	0	2	4

SINGLE-GAME HIGHS [all-time ranking]:

Innings pitched: 6.0, Middle Tennessee, Feb 27, 2019

Walks allowed: 3, Morehead State, Apr 16, 2019; Missouri, May 05, 2019; Ole Miss, May 17, 2019

Strikeouts: 5, Middle Tennessee, Feb 27, 2019; ETSU, Mar 10, 2020

Batters faced: 22, Morehead State, Apr 16, 2019

Field chances: 3, vs UNCW, Jun 01, 2019

Putouts: 2, Middle Tennessee, Feb 27, 2019; vs UNCW, Jun 01, 2019

Assists: 1, 10 times

Runners CS: 2 [t-1st], Missouri, May 05, 2019

Liam Spence

Year	avg	gp-gs	ab	r	h	2b	3b	hr	rbi	tb	slg%	bb	hbp	so	gdp	ob%	sf	sh	sb-att	po	a	e	fld%
2020	.346	16-16	52	13	18	3	0	1	12	24	.462	12	0	10	0	.462	1	1	2-2	12	56	1	.986
2021	.389	46-45	167	49	65	9	2	2	26	84	.503	43	8	33	1	.530	1	1	5-8	38	87	4	.969
TOTAL	.379	62-61	219	62	83	12	2	3	38	108	.493	55	8	43	1	.514	2	2	7-10	50	143	5	.975

SINGLE-GAME HIGHS [all-time ranking]:

Hits: 3, 8 times

Doubles: 2 [t-4th], Georgia State, Mar 07, 2021

Triples: 1 [t-1st], Georgia State, Mar 06, 2021; UNC Greensboro, Mar 13, 2021

Home runs: 1, at Georgia Southern, Feb 21, 2021; Wright State, Mar 07, 2020; at Georgia, Mar 19, 2021

Total bases: 7, at Georgia, Mar 19, 2021

RBI: 4, at Georgia Southern, Feb 21, 2021; at Georgia, Mar 19, 2021

Runs scored: 3 [t-8th], Georgia State, Mar 07, 2021; UNC Greensboro, Mar 13, 2021; at Georgia, Mar 19, 2021

Walks: 3 [t-5th], Florida, Apr 11, 2021; Vanderbilt, Apr 17, 2021; at Alabama, Apr 4, 2021

Hit by pitch: 2 [t-1st], Georgia State, Mar 07, 2021

Struck out: 3 [t-10th], at Georgia Southern, Feb 19, 2021; at MIZZOU, May 09, 2021

Sac flies: 1 [t-5th], vs Stanford, Feb 23, 2020; UNC Greensboro, Mar 14, 2021

Sac bunts: 1 [t-9th], vs Stanford, Feb 23, 2020; Indiana State, Feb 28, 2021

At bats: 6 [t-3rd], at Texas A&M, Apr 25, 2021; Western Illinois, Feb 16, 2020; at MIZZOU, May 08, 2021

Stolen bases: 1, 7 times

Caught stealing: 1 [t-2nd], at Texas A&M, Apr 24, 2021; Eastern Kentucky, Mar 23, 2021; Kentucky, May 01, 2021

Field chances: 8, Vanderbilt, Apr 18, 2021; Western Illinois, Feb 15, 2020

Putouts: 4, Vanderbilt, Apr 18, 2021; Indiana State, Feb 27, 2021

Assists: 7 [t-2nd], Western Illinois, Feb 15, 2020; George Washington, Mar 01, 2020



Tennessee Volunteers Baseball Individual Career History



Logan Steenstra

Year	avg	gp-gs	ab	r	h	2b	3b	hr	rbi	tb	slg%	bb	hbp	so	gdp	ob%	sf	sh	sb-att	po	a	e	fld%
2021	.292	26-15	48	12	14	8	1	0	6	24	.500	10	6	15	0	.462	1	2	3-3	47	28	7	.915
TOTAL	.292	26-15	48	12	14	8	1	0	6	24	.500	10	6	15	0	.462	1	2	3-3	47	28	7	.915

SINGLE-GAME HIGHS [all-time ranking]:

Hits: 2, Eastern Kentucky, Apr 06, 2021; at Alabama, Apr 4, 2021; Arkansas-Pine Bluff, Feb 23, 2021

Doubles: 2 [t-4th], at Alabama, Apr 4, 2021; Arkansas-Pine Bluff, Feb 23, 2021

Triples: 1 [t-1st], at Alabama, Apr 3, 2021

Total bases: 4, at Alabama, Apr 4, 2021; Arkansas-Pine Bluff, Feb 23, 2021

RBI: 3, Eastern Kentucky, Apr 06, 2021

Runs scored: 2, at Western Carolina, Apr 13, 2021; Arkansas-Pine Bluff, Feb 23, 2021

Walks: 2, at Western Carolina, Apr 13, 2021; Eastern Kentucky, Mar 23, 2021

Hit by pitch: 2 [t-1st], ETSU, Mar 16, 2021

Struck out: 3 [t-10th], Florida, Apr 11, 2021

Sac flies: 1 [t-5th], at Alabama, Apr 3, 2021

Sac bunts: 1 [t-9th], at Western Carolina, Apr 13, 2021; at Alabama, Apr 4, 2021

At bats: 4, 6 times

Stolen bases: 1, Eastern Kentucky, Apr 06, 2021; at Alabama, Apr 4, 2021; Western Carolina, Mar 30, 2021

Field chances: 12, Eastern Kentucky, Mar 23, 2021

Putouts: 8, Eastern Kentucky, Apr 06, 2021; Eastern Kentucky, Mar 23, 2021

Assists: 4, Florida, Apr 11, 2021

Blade Tidwell

Year	avg	gp-gs	ab	r	h	2b	3b	hr	rbi	tb	slg%	bb	hbp	so	gdp	ob%	sf	sh	sb-att	po	a	e	fld%
2021	.000	0-0	0	0	0	0	0	0	0	0	.000	0	0	0	0	.000	0	0	0-0	4	11	1	.938
TOTAL	.000	0-0	0	0	0	0	0	0	0	0	.000	0	0	0	0	.000	0	0	0-0	4	11	1	.938

Year	era	w-l	app	gs	cq	sho	sv	ip	h	r	er	bb	so	2b	3b	hr	bf	bavg	wp	hbp	bk	sfa	sha
2021	3.71	6-2	12	12	0	0/0	0	63.0	61	30	26	21	58	12	1	6	262	.261	4	1	1	3	3
TOTAL	3.71	6-2	12	12	0	0/0	0	63.0	61	30	26	21	58	12	1	6	262	.261	4	1	1	3	3

SINGLE-GAME HIGHS [all-time ranking]:

Innings pitched: 7.1, at Georgia, Mar 21, 2021

Walks allowed: 3, Florida, Apr 11, 2021; at Texas A&M, Apr 25, 2021; Kentucky, May 01, 2021

Strikeouts: 7, Georgia State, Mar 06, 2021; LSU, Mar 28, 2021

Batters faced: 27, at Georgia, Mar 21, 2021

Field chances: 3, at Georgia Southern, Feb 20, 2021; Kentucky, May 01, 2021

Putouts: 1, 4 times

Assists: 3, at Georgia Southern, Feb 20, 2021; Kentucky, May 01, 2021

Runners CS: 1 [t-8th], at Texas A&M, Apr 25, 2021; UNC Greensboro, Mar 14, 2021; at Georgia, Mar 21, 2021



Tennessee Volunteers Baseball Individual Career History



Redmond Walsh

Year	avg	gp-gs	ab	r	h	2b	3b	hr	rbi	tb	slg%	bb	hbp	so	gdp	ob%	sf	sh	sb-att	po	a	e	fld%
2018	.000	0-0	0	0	0	0	0	0	0	0	.000	0	0	0	0	.000	0	0	0-0	1	2	0	1.000
2019	.000	0-0	0	0	0	0	0	0	0	0	.000	0	0	0	0	.000	0	0	0-0	2	5	1	.875
2020	.000	6-0	0	0	0	0	0	0	0	0	.000	0	0	0	0	.000	0	0	0-0	1	1	0	1.000
2021	.000	0-0	0	0	0	0	0	0	0	0	.000	0	0	0	0	.000	0	0	0-0	0	7	1	.875
TOTAL	.000	6-0	0	0	0	0	0	0	0	0	.000	0	0	0	0	.000	0	0	0-0	4	15	2	.905

Year	era	w-l	app	gs	cq	sho	sv	ip	h	r	er	bb	so	2b	3b	hr	bf	bavg	wp	hbp	bk	sfa	sha
2018	2.04	0-0	16	0	0	0/1	0	17.2	17	4	4	4	16	3	1	1	76	.243	2	1	1	1	0
2019	1.38	2-2	27	0	0	0/3	9	45.2	38	8	7	13	48	10	0	2	182	.232	1	3	0	0	2
2020	0.00	1-1	6	0	0	0/0	2	11.2	5	1	0	2	10	1	0	0	43	.125	0	0	0	0	1
2021	2.51	3-1	19	0	0	0/0	5	28.2	27	14	8	6	34	4	0	3	123	.239	2	1	1	1	2
TOTAL	1.65	6-4	68	0	0	0/4	16	103.2	87	27	19	25	108	18	1	6	424	.225	5	5	2	2	5

SINGLE-GAME HIGHS [all-time ranking]:

Innings pitched: 5.1, at Arkansas, Apr 28, 2019

Walks allowed: 2, 4 times

Strikeouts: 5, 4 times

Batters faced: 23, at Arkansas, Apr 28, 2019

Field chances: 4, vs Liberty, Jun 02, 2019

Putouts: 1, 4 times


Assists: 4, vs Liberty, Jun 02, 2019

Runners CS: 1 [t-8th], vs Liberty, Jun 02, 2019; at Vanderbilt, Mar 30, 2019

TV / RADIO SPOTTING CHART




1 • Drew Gilbert
 So. • OF/LHP



2 • Max Ferguson
 Jr. • INF/OF



4 • Liam Spence
 Sr. • INF




5 • Logan Streenstra
 So. • INF



6 • Evan Russell
 Sr. • OF



7 • Jake Rucker
 Jr. • INF



8 • Christian Scott
 Jr. • OF



9 • Jorel Ortega
 So. • INF



10 • Pete Derkay
 Sr. • UTL



11 • Will Heflin
 Sr. • LHP



12 • Kyle Booker
 Fr. • OF



13 • Cortland Lawson
 So. • INF



14 • Charlie Taylor
 Fr. • C



15 • Shawn Scott
 Fr. • LHP



16 • Camden Sewell
 Jr. • RHP



17 • Connor Pavolony
 Jr. • C



18 • Hunter Ensley
 Fr. • OF



19 • Jackson Greer
 Sr. • C



20 • Connor Housley
 So. • RHP



21 • Trey Lipscomb
 Jr. • INF




25 • Christian Delashmit
 So. • RHP



26 • Jason Rackers
 R-Jr. • RHP



27 • Jordan Beck
 So. • OF



28 • Elijah Pleasants
 Jr. • RHP



29 • Blade Tidwell
 Fr. • RHP



30 • Ethan Payne
 So. • INF/OF



31 • Jackson Leath
 Sr. • RHP



32 • Sean Hunley
 Sr. • RHP



33 • Mark McLaughlin
 So. • RHP



34 • Hollis Fanning
 Fr. • RHP



35 • Kirby Connell
 So. • LHP




36 • Chad Dallas
 Jr. • RHP




37 • Brock Lucas
 Fr. • INF/RHP



40 • Luc Lipcius
 R-Jr. • 1B



41 • Will Mabrey
 So. • LHP



42 • Jake Fitzgibbons
 Fr. • LHP



44 • Charez Butcher
 Fr. • RHP



46 • Redmond Walsh
 R-Sr. • LHP



48 • Zander Sechrist
 Fr. • LHP




22 • Tony Vitello
 Head Coach



3 • Frank Anderson
 Assistant Coach



24 • Josh Elander
 Assistant Coach



23 • Ross Kivett
 Assistant Coach



Quentin Eberhardt
 Director of Baseball
 Sports Performance



Chad Zurcher
 Director of Operations



Jeff Wood
 Associate Director of
 Sports Medicine