



ARKANSAS BASEBALL

ArkansasRazorbacks.com ||| @RazorbackBSB ||| Communications Contact: Oliver Grigg (ogrigg@uark.edu)

2022 SCHEDULE & RESULTS

FEBRUARY

18	ILLINOIS STATE	SECN+	L, 3-2
19	ILLINOIS STATE	SECN+	W, 5-1
20	ILLINOIS STATE	SECN+	W, 4-2
25	vs. Indiana ^	FloBaseball	W, 5-2
27	vs. #6 Stanford ^	FloBaseball	L, 5-0
27	vs. Louisiana ^	FloBaseball	W, 6-4

MARCH

2	OMAHA	SECN+	W, 15-3
4	SOUTHEASTERN	SECN+	L, 7-3
5	SOUTHEASTERN [DH-1]	SECN+	W, 4-2
5	SOUTHEASTERN [DH-2]	SECN+	W, 11-1 (8)
10	UIC [DH-1]	SECN+	W, 12-4
10	UIC [DH-2]	SECN+	W, 5-4
12	UIC	SECN+	W, 10-1
13	UIC	SECN+	W, 10-8
15	GRAMBLING	SECN+	W, 14-1 (8)
16	GRAMBLING	SECN+	W, 13-3 (8)
18	KENTUCKY *	SECN+	W, 6-2
19	KENTUCKY *	SECN+	W, 9-3
20	KENTUCKY *	SECN+	W, 3-1
23	vs. Omaha &	YurView	Canceled
25	at Missouri *	SECN+	W, 7-5
26	at Missouri *	SECN	2 p.m.
27	at Missouri *	SECN+	1 p.m.
29	LITTLE ROCK	SECN+	6:30 p.m.
30	LITTLE ROCK	SECN+	4 p.m.

APRIL

1	MISSISSIPPI STATE *	SECN	6 p.m.
2	MISSISSIPPI STATE *	SECN+	6:30 p.m.
3	MISSISSIPPI STATE *	SECN+	2 p.m.
5	UCA	SECN+	6 p.m.
7	at Florida *	SECN	6 p.m.
8	at Florida *	SECN+	6:30 p.m.
9	at Florida *	SECN+	2 p.m.
12	UAPB	SECN+	6:30 p.m.
13	UAPB	SECN+	4 p.m.
14	LSU *	SECN+	6:30 p.m.
15	LSU *	SECN	6 p.m.
16	LSU *	SECN+	2 p.m.
19	ARKANSAS STATE	SECN+	6:30 p.m.
20	ARKANSAS STATE	SECN+	4 p.m.
22	at Texas A&M *	SECN	7:30 p.m.
23	at Texas A&M *	SECN+	2 p.m.
24	at Texas A&M *	SECN+	1 p.m.
26	UCA %		6 p.m.
29	OLE MISS *	SECN+	6:30 p.m.
30	OLE MISS *	ESPN2	7 p.m.

MAY

1	OLE MISS *	ESPN2	1 p.m.
3	MISSOURI STATE	SECN+	6:30 p.m.
6	at Auburn *	SECN+	6 p.m.
7	at Auburn *	SECN	4:30 p.m.
8	at Auburn *	SECN+	1 p.m.
13	VANDERBILT *	SECN+	6:30 p.m.
14	VANDERBILT *	SECN+	6:30 p.m.
15	VANDERBILT *	SECN+	2 p.m.
19	at Alabama *	SECN+	6 p.m.
20	at Alabama *	SECN+	6 p.m.
21	at Alabama *	SECN+	1 p.m.

All times Central; Home game in BOLD

* - SEC opponent

^ - Karbach Round Rock Classic (Dell Diamond in Round Rock, Texas)

& - Game played at Kauffman Stadium in Kansas City, Mo.

% - Game played at Dickey-Stephens Park in North Little Rock, Ark.

GAME 21 ||| #3 ARKANSAS vs. MISSOURI ||| MARCH 26

TAYLOR STADIUM (COLUMBIA, MO.)



17-3
4-0 SEC

MIZZOU

12-6
0-4 SEC

ARKANSAS RAZORBACKS

In the Polls.....6 (BA) | 5 (CB) | 3 (D1Baseball)
.....2 (NCBWA) | 6 (PG) | 4 (USA Today)
Head Coach.....Dave Van Horn
Career Record.....1,352-645 (34th season)
Record at Arkansas.....767-405 (20th season)

MISSOURI TIGERS

In the Polls.....NR (BA) | NR (CB) | NR (D1Baseball)
.....NR (NCBWA) | NR (PG) | NR (USA Today)
Head Coach.....Steve Bieser
Career Record.....280-211-1 (10th season)
Record at Mizzou.....142-114-1 (6th season)

ON THE BUMP

Arkansas LHP Hagen Smith (4-1, 3.08 ERA)

VS.

Missouri LHP Tony Neubeck (2-1, 4.50 ERA)

LEADING OFF

SEEKING THE SERIES WIN

- No. 3 Arkansas goes for its 12th consecutive SEC weekend series win when it squares off against Missouri on Saturday afternoon in Columbia, Mo.
- First pitch in game two of the series between the Hogs and Tigers is 2 p.m. Friday, March 25, on SEC Network with Matt Schick (play-by-play) and Chris Burke (analyst) on the call.
- Arkansas has won three of the last four series against Mizzou and is 10-3 all-time in SEC regular-season contests against the Tigers.

HAWWWWWWWWWWWGGS STAY HOT

- The Razorbacks, winners of 12 straight games as well as 11 consecutive SEC weekend series, are 4-0 in SEC play for the fourth time in the last five seasons.
- With a win in Friday night's series opener, the Razorbacks matched last year's season-long 12-game winning streak, which was also Arkansas' longest winning streak since the 2010 campaign (13 games in a row).
- Should Arkansas sweep this weekend at Missouri, it will mark the Razorbacks' first 6-0 start in SEC play since 2009.
- Arkansas began its 2009 campaign with an 8-0 mark in conference play, including back-to-back three-game series sweeps of Florida and Auburn.

SOOIEVILLE SLUGGERS

- Arkansas has swatted 24 home runs through the first 20 games of 2022.
- The Hogs hit a nation-best 109 homers in 63 games last year, setting a single-season program record in the process.
- Six Hogs posted double-digit homer totals in 2021, including INF Robert Moore (team-high 16), OF Brady Slavens (14) and INF Cayden Wallace (14).

NATIONALLY SPEAKING

- Entering the weekend, Arkansas ranked ninth nationally in hits allowed per nine innings (6.6) and owned the nation's 12th-best earned run average (2.95).
- Defensively, Arkansas has been superb with a .987 fielding percentage, ranking first in the SEC and fifth nationally.

HOGS HIT THE ROAD

- Arkansas is on the road for its first SEC away trip of the season following a 13-game homestand.
- The Hogs went 12-1 during the homestand, collecting midweek wins against Omaha and Grambling as well as three weekend series wins over Southeastern, UIC and Kentucky.
- Arkansas earned two series sweeps during the homestand, taking all four games from UIC before sweeping Kentucky on SEC Opening Weekend.



Junior infielder **Robert Moore** is a consensus preseason All-American entering the 2022 campaign and one of the top college prospects ahead of the 2022 MLB Draft.

MOORE OF THE SAME

- INF Robert Moore, one of the best college baseball players in the country last year, is expected to do more of the same in 2022.
- Moore slashed .283/.384/.558 with a team-leading 16 home runs and 53 RBI in 2021, his first full season with the Razorbacks.
- The Leawood, Kan., native established himself as one of college baseball's premier middle infielders, earning All-SEC, Newcomer All-SEC and SEC All-Defensive praise after the year.
- Moore became the first Razorback in program history to earn Freshman All-America status in multiple seasons, landing on Baseball America's Freshman All-America Team in 2021 after he was named to Collegiate Baseball's Freshman All-America Team in 2020.
- The switch-hitting infielder enters 2022 as a consensus preseason All-American as well as a watch list honoree for the Golden Spikes Award, mostly recently won by Arkansas RHP Kevin Kopps.
- MLB scouts and talent evaluators will have their eyes on Moore all season long. Baseball America ranks him as the No. 8 overall college prospect for the 2022 MLB Draft as well as the second-best second baseman among all college prospects.
- D1Baseball ranks Moore as the No. 10 college prospect and the second-best collegiate second baseman ahead of the 2022 draft.

NEW NUMBER, SAME JB

- One of the nation's top shortstops a year ago, INF Jalen Battles opted to not sign during the 2021 MLB Draft and return to Arkansas.
- Battles, a native of San Antonio, Texas, slashed .269/.371/.407 with six homers and 43 RBI in 2021, his first season at Arkansas after transferring from McLennan Community College in Waco, Texas.
- He hit .538 with seven base knocks, including a double and a homer, five RBI and five runs scored in the 2021 SEC Tournament to earn MVP honors and help Arkansas win its first SEC Tournament title.
- The slick-handed infielder, who wore No. 4 in 2021, now sports the highly sought-after No. 2, which previously belonged to Arkansas head baseball coach Dave Van Horn.
- Van Horn wore the number as a player at Arkansas in 1982 and had donned it since his first season at the helm of his alma mater in 2003. The Razorback skipper, however, struck a deal with Battles that allowed him to don the number if he returned to Arkansas for his senior year in 2022.

TURNER TIME

- C/INF Michael Turner, one of two graduate transfers to join the Hogs this offseason, is in his first year at Arkansas after spending the initial four seasons of his collegiate career at Kent State (2018-21).
- The Warren, Ohio, native earned All-MAC honors in 2019 after hitting .369/.448/.539 with four homers and 42 RBI while posting a .982 fielding percentage and throwing out 12 attempted base stealers.
- Over his four seasons at Kent State, Turner slashed .322/.413/.481 with 11 homers and 88 RBI in 118 games with 107 starts.

LANZO

- Like Turner, INF/OF Chris Lanzilli is in his first year at Arkansas after joining the program as a graduate transfer from Wake Forest, where he spent the first four seasons of his career (2018-21).
- The Stoneham, Mass., native appeared in 170 games with 166 starts while at Wake Forest, finishing his career with a .298 batting average and 195 hits, 147 RBI, 42 home runs, 46 doubles and 76 walks.
- Lanzilli's 44 career homers are the fifth-most home runs among active Division I college baseball players.

THE LOUISIANIMAL

- INF Peyton Stovall is one of the Razorbacks' highly touted newcomers garnering a ton of preseason hype.
- The Haughton, La., native was a projected first-round pick in the 2021 MLB Draft before he withdrew his name in order to attend Arkansas.
- Stovall was picked as the Preseason SEC Freshman of the Year by both D1Baseball and Baseball America.

CAPTAIN CAYDEN

- Voted a team captain as a sophomore by his teammates, INF/OF Cayden Wallace's value to Arkansas cannot be overstated.
- The Greenbrier, Ark., native burst onto the scene as a true freshman in 2021, becoming the 24th Razorback in program history to earn Freshman All-America status after slashing .279/.369/.500 with 14 homers and 44 RBI on the year.
- The young slugger's 14 homers matched OF Heston Kjerstad's mark (14) for the Arkansas freshman record for home runs in a season as he helped the Razorbacks hit a school-record 109 home runs in 2021.
- Wallace enters 2022 as a preseason All-SEC Second Team honoree at third as well as a watch list honoree for the Golden Spikes Award.



Infielder **Cayden Wallace**, a draft-eligible sophomore, slashed .279/.369/.500 with 14 homers and 44 RBI as a true freshman during the 2021 season.



Senior pitcher **Connor Noland**, a former quarterback for the Arkansas football team, has shown he has what it takes to be the Razorbacks' Friday night starter.

QB1 = SP1

- SP Connor Noland has displayed ace-like qualities through his first four starts of the 2022 season.
- The Hogs' Friday night starter owns a 3-1 record with a 3.41 ERA over 34.1 innings of work, striking out 47 batters to just nine walks.
- Noland has totaled double-digit strikeouts in two of his six outings, fanning 10 vs. Indiana (Feb. 25) in the Round Rock Classic before matching his career high with 11 strikeouts against UIC (March 10).
- In 2019, Noland was named a Freshman All-American by Perfect Game and earned a spot on the SEC All-Freshman Team after making 19 starts and going 3-5 with a 4.02 ERA in 78.1 innings of work.
- Noland, a native of Greenwood, Ark., began his career at Arkansas as a quarterback on the Razorback football team. He played in four games with one start as a true freshman during the 2018 season, completing 21-of-42 passes for 255 yards and a touchdown.

THE YOUNG ONE

- SP Hagen Smith, Arkansas' youngest player as an 18-year-old true freshman, joins the Razorbacks' starting rotation this season.
- The heralded left-hander posted jaw-dropping numbers as a senior at Bullard High School in Bullard, Texas, going 11-0 with a 0.19 ERA and 168 strikeouts in 73.0 innings during his senior year. He walked 26 while allowing only seven hits and two runs all season.
- Smith tied a state record with seven no-hitters as he was named an All-American by both Baseball America and Perfect Game.

GETTING WIGGY WITH IT

- SP Jaxon Wiggins slides into the Razorbacks' rotation this season after emerging as a valuable arm as a true freshman in 2021.
- The Roland, Okla., native made 17 appearances, including four starts, last season, posting a 3-1 record with a 5.09 ERA and 28 strikeouts in 23.0 innings pitched.
- His four saves were second most on the Razorbacks behind only RHP Kevin Kopps (11), the 2021 Golden Spikes Award winner.
- Wiggins has quickly established himself as one of the hardest throwers in all of college baseball. According to D1Baseball, the right-hander has thrown the fourth-hardest pitch (97) this season.
- The right-hander is currently ranked No. 6 on D1Baseball's list of the top-100 college prospects for the 2023 MLB Draft.

FUTURE PROHOGS?

- Five Razorbacks are included in D1Baseball's most recent list of the top-250 college prospects for the 2022 MLB Draft.

D1 Rank	Player	Position
10	Robert Moore	INF
14	Cayden Wallace	3B/OF
22	Peyton Pallette	RHP
95	Brady Slavens	OF/1B
114	Jalen Battles	SS

- Three Arkansas standouts are included in Baseball America's most recent list of the top-50 college prospects for the 2022 MLB Draft.

BA Rank	Player	Position
5	Peyton Pallette	RHP
8	Robert Moore	INF
12	Cayden Wallace	3B/OF

O CAPTAIN! MY CAPTAIN!

- Arkansas' three team captains, as voted on by their teammates, are OF Zack Gregory, RHP Zebulon Vermillion and INF/OF Cayden Wallace.

J.B. & JOHNELLE HUNT FAMILY BASEBALL DEVELOPMENT CENTER

- The J.B. & Johnelle Hunt Family Baseball Development Center is a 49,000-square foot baseball performance facility, providing student-athletes with an expanded locker room, team meeting room, strength & conditioning center, training room, nutrition center, pitching development center and an in-venue batting tunnel.
- The one-of-a-kind facility sits in the right-field corner of Baum-Walker Stadium, connecting with the west concourse and providing new premium seating areas for games. It also includes a tunnel to connect the facility to the first-base dugout.
- The Norm DeBriyn Champions Lobby features historical displays and interactive content showcasing the history of Razorback baseball.
- The \$27 million facility was funded entirely by athletic revenues, gifts and bond proceeds from a bond issue. No university funds, state funds or student fees were required to complete the project. The facility was approved for construction in June 2019 by the University of Arkansas Board of Trustees.



The \$27 million, 49,000-square foot **J.B. & Johnelle Hunt Family Baseball Development Center** is the only one of its kind in all of college baseball.



SERIES HISTORY

INSIDE THE SERIES (ALL-TIME MEETINGS): MISSOURI

Overall Series Record: 22-14
 Record in Fayetteville, Ark.: 11-4
 Record in Columbia, Mo.: 10-6
 Record at Neutral Sites: 1-4

IN THE DVH ERA (2003-PRESENT): MISSOURI

Overall Series Record: 13-3
 Record in Fayetteville, Ark.: 7-2
 Record in Columbia, Mo.: 6-1

DATE	SITE	W/L	SCORE
1960	Fayetteville, Ark.	L	21-8
1960	Fayetteville, Ark.	W	9-8
4/3/62	Columbia, Mo.	L	15-7
4/4/62	Columbia, Mo.	L	10-4
3/30/63	Fayetteville, Ark.	L	10-6
3/30/63	Fayetteville, Ark.	W	6-5
3/27/68	San Antonio, Texas	L	8-4
3/22/72	Columbia, Mo.	W	9-6
3/22/72	Columbia, Mo.	L	3-1
5/23/80	Tulsa, Okla.+	L	6-0
3/2/81	Lakeland, Fla.	W	7-5
3/3/81	Lakeland, Fla.	L	8-6
2/27/84	Lakeland, Fla.	L	4-0
5/10/87	Columbia, Mo.	L	12-11 (10)
4/27/88	Fayetteville, Ark.	W	8-6
4/11/89	Columbia, Mo.	W	7-4
4/16/91	Columbia, Mo.	L	11-3
4/1/97	Fayetteville, Ark.	W	4-3
4/15/97	Columbia, Mo.	W	8-6
3/19/02	Columbia, Mo.	W	11-10
6/5/04	Fayetteville, Ark.+	W	10-7
5/1/12	Fayetteville, Ark.	W	6-3
5/2/12	Fayetteville, Ark.	W	2-0
5/15/14	Columbia, Mo.	W	9-4
5/16/14	Columbia, Mo.	W	4-0
5/17/14	Columbia, Mo.	W	7-5 (10)
4/1/16	Fayetteville, Ark.	W	7-6
4/2/16	Fayetteville, Ark.	L	8-5
4/3/16	Fayetteville, Ark.	L	10-1
3/24/17	Columbia, Mo.	W	9-2
3/25/17	Columbia, Mo.	L	7-2
3/26/17	Columbia, Mo.	W	9-8
3/15/19	Fayetteville, Ark.	W	2-0
3/16/19	Fayetteville, Ark.	W	4-3
3/17/19	Fayetteville, Ark.	W	3-2
3/25/22	Columbia, Mo.	W	7-5

HONORED HOGS

Robert Moore

Consensus Preseason All-American (2B)
 • Baseball America: Second Team
 • Collegiate Baseball: Second Team
 • D1Baseball: Second Team
 • NCBWA: Second Team
 • Perfect Game: Third Team
 Preseason All-SEC First Team (2B)
 USA Baseball Golden Spikes Award Preseason Watch List

Peyton Palette

Perfect Game Preseason All-American (Third Team, SP)

Kole Ramage

Karbach Round Rock Classic All-Tournament Team

Brady Slavens

Preseason All-SEC Second Team (OF)

Peyton Stovall

Baseball America Preseason SEC Freshman of the Year
 Baseball America Preseason All-American (Third Team, 1B)
 D1Baseball Preseason SEC Freshman of the Year

Michael Turner

Buster Posey National Collegiate Catcher of the Year Award Watch List

Cayden Wallace

Preseason All-SEC Second Team (3B)
 USA Baseball Golden Spikes Award Preseason Watch List
 Karbach Round Rock Classic All-Tournament Team
 SEC Co-Player of the Week (March 14)
 Collegiate Baseball Newspaper National Player of the Week (March 14)

Jaxon Wiggins

Baseball America Preseason All-American (Third Team, SP)

WEEK 6

SOUTHEASTERN CONFERENCE

MARCH 26

EASTERN DIVISION

	SEC	Pct.	GB	All	Pct.	Home	Away	Neutral	Div.	Top 25	Top 10	L10	Streak
Tennessee	4-0	1.000	-	21-1	.955	18-0	1-0	2-1	3-0	1-1	1-1	10-0	W13
Vanderbilt	4-1	.800	0.5	19-3	.864	13-2	5-1	1-0	4-1	1-2	1-2	9-1	L1
Florida	3-1	.750	1.0	17-5	.773	11-3	6-2	0-0	0-0	4-3	0-0	8-2	W2
Georgia	3-1	.750	1.0	18-4	.818	13-2	2-1	3-1	1-0	3-3	1-2	9-1	W2
South Carolina	1-4	.200	3.5	11-11	.500	10-5	0-5	1-1	1-4	3-5	3-5	4-6	W1
Kentucky	0-4	.000	4.0	15-8	.652	12-4	3-4	0-0	0-1	2-5	2-5	4-6	L1
Missouri	0-4	.000	4.0	12-6	.667	4-2	7-4	1-0	0-3	0-5	0-4	5-5	L4

WESTERN DIVISION

	SEC	Pct.	GB	All	Pct.	Home	Away	Neutral	Div.	Top 25	Top 10	L10	Streak
Arkansas	4-0	1.000	-	17-3	.850	14-2	1-0	2-1	0-0	0-1	0-1	10-0	W12
Auburn	2-2	.500	2.0	16-6	.727	11-5	1-0	4-1	2-2	2-2	2-2	6-4	W2
Ole Miss	2-2	.500	2.0	16-5	.762	12-2	4-3	0-0	2-1	0-1	0-1	6-4	L1
Mississippi State	2-2	.500	2.0	14-9	.609	11-3	2-4	1-2	1-0	3-5	1-2	7-3	W3
Texas A&M	2-2	.500	2.0	13-8	.619	9-5	3-1	1-2	2-2	2-1	2-1	6-4	L1
Alabama	1-3	.250	3.0	13-10	.565	13-4	0-6	0-0	0-1	1-5	1-5	4-6	L2
LSU	1-3	.250	3.0	15-7	.682	14-3	0-2	1-2	1-2	0-3	0-2	6-4	L2

SCHEDULE (ALL TIMES EASTERN)

Tuesday, March 22

at #7 Florida 3, Bethune-Cookman 2
 #7 Georgia 10, Georgia State 3 (Lawrenceville, Ga.)
 at Kentucky 7, Morehead State 5
 at #1 Tennessee 13, Butler 3
 Auburn 13, South Alabama 12 (Montgomery, Ala.)
 at The Citadel 4, South Carolina 3
 #1 Vanderbilt 13, Belmont 4 (Nashville, Tenn.)
 Texas A&M 15, Rice 8
 #1 Ole Miss at Memphis - canceled

Wednesday, March 23

at Mississippi State 14, Southern 5
 at UAB 5, Alabama 4
 Louisiana Tech 7, at #14 LSU 6 (12 inn.)
 at #1 Ole Miss 11, Memphis 8

Thursday, March 24

*#1 Vanderbilt 10, at South Carolina 0

Friday, March 25

*#7 Georgia 4, at Kentucky 2
 *at Mississippi State 7, Alabama 6 (10 inn.)
***#1 Arkansas 7, at Missouri 5**
 *at #7 Florida 7, #14 LSU 2
 *at South Carolina 8, #1 Vanderbilt 2
 *Auburn 6, at Texas A&M 5 (10 inn.)
 *#1 Tennessee 12, at #1 Ole Miss 1

Saturday, March 26

*#7 Georgia at Kentucky - 2 p.m. (SECN+)
 *#1 Vanderbilt at South Carolina - 2 p.m. (SECN+)
 *Alabama at Mississippi State - 3 p.m. (SECN+)
***#2 Arkansas at Missouri - 3 p.m. (SECN)**
 *Auburn at Texas A&M - 3 p.m. (SECN+)
 *#14 LSU at #7 Florida - 6:30 p.m. (SECN+)
 *#1 Tennessee at #1 Ole Miss - 8 p.m. (SECN)

Sunday, March 27

*#14 LSU at #7 Florida - 12 p.m. (SECN+)
 *#7 Georgia at Kentucky - 12 p.m. (SECN)
***#2 Arkansas at Missouri - 2 p.m. (SECN+)**
 *Auburn at Texas A&M - 2 p.m. (SECN+)
 *#1 Tennessee at #1 Ole Miss - 2:30 p.m. (SECN+)
 *Alabama at Mississippi State - 3 p.m. (SECN)

Note: Rankings reflect highest among the six major polls.

* SEC game



Baseball America

March 21

- 1 Ole Miss
- 2 Oregon State
- 3 Texas
- 4 Virginia
- 5 Vanderbilt
- 6 Arkansas
- 7 Tennessee
- 8 Florida State
- 9 Florida
- 10 Oklahoma State
- 11 Notre Dame
- 12 Arizona
- 13 Liberty
- 14 North Carolina
- 15 Louisville
- 16 Georgia Tech
- 17 Georgia
- 18 Stanford
- 19 Gonzaga
- 20 Clemson
- 21 Maryland
- 22 Texas State
- 23 Texas Tech
- 24 Miami
- 25 Old Dominion

D1Baseball

March 21

- 1 Vanderbilt
- 2 Tennessee
- 3 Virginia
- 4 Texas
- 5 Arkansas**
- 6 North Carolina
- 7 Georgia
- 8 Ole Miss
- 9 Texas State
- 10 Arizona
- 11 Oregon State
- 12 Georgia Tech
- 13 Florida
- 14 LSU
- 15 Louisville
- 16 Texas Tech
- 17 Purdue
- 18 Old Dominion
- 19 Notre Dame
- 20 Liberty
- 21 Oregon
- 22 Florida State
- 23 Miami
- 24 Gonzaga
- 25 Oklahoma State

Perfect Game

March 21

- 1 Tennessee
- 2 Vanderbilt
- 3 Texas
- 4 Oklahoma State
- 5 Ole Miss
- 6 Arkansas**
- 7 Oregon State
- 8 Virginia
- 9 Notre Dame
- 10 Florida State
- 11 Texas Tech
- 12 Georgia Tech
- 13 TCU
- 14 Florida
- 15 Arizona
- 16 Liberty
- 17 North Carolina
- 18 UConn
- 19 Louisville
- 20 Texas State
- 21 LSU
- 22 Miami
- 23 Maryland
- 24 Wake Forest
- 25 Clemson

USA Today Coaches

March 21

- 1 Vanderbilt
- 2 Ole Miss
- 3 Texas
- 4 Arkansas**
- 5 Tennessee
- 6 Oregon State
- 7 Florida
- 8 Virginia
- 9 Arizona
- 10 Florida State
- 11 Texas Tech
- 12 North Carolina
- 13 Oklahoma State
- 14 Georgia
- 15 Notre Dame
- 16 Georgia Tech
- 17 Liberty
- 18 LSU
- 19 TCU
- 20 Maryland
- 21 Texas State
- 22 Louisville
- 23 Clemson
- 24 Stanford
- 25 Gonzaga

Collegiate Baseball

March 21

- 1 Vanderbilt
- 2 Tennessee
- 3 Virginia
- 4 Texas
- 5 Arkansas**
- 6 North Carolina
- 7 Georgia
- 8 Ole Miss
- 9 Texas State
- 10 Arizona
- 11 Oregon State
- 12 Georgia Tech
- 13 Florida
- 14 LSU
- 15 Louisville
- 16 Texas Tech
- 17 Purdue
- 18 Old Dominion
- 19 Notre Dame
- 20 Liberty
- 21 Oregon
- 22 Florida State
- 23 Miami
- 24 Gonzaga
- 25 Oklahoma State
- 26 UConn
- 27 TCU
- 28 Maryland
- 29 South Alabama
- 30 Texas A&M

NCBWA

March 21

- 1 Vanderbilt
- 2 Arkansas**
- 3 Tennessee
- 4 Texas
- 5 Ole Miss
- 6 Oregon State
- 7 Florida
- 8 Virginia
- 9 Arizona
- 10 Florida State
- 11 Texas Tech
- 12 Georgia Tech
- 13 North Carolina
- 14 Oklahoma State
- 15 Notre Dame
- 16 LSU
- 17 Georgia
- 18 Liberty
- 19 Stanford
- 20 TCU
- 21 Texas State
- 22 Maryland
- 23 Gonzaga
- 24 Louisville
- 25 Old Dominion
- 26 Clemson
- 27 UConn
- 28 Wake Forest
- 29 Miami
- 30 Mississippi State

ARKANSAS IN THE POLLS

	BA	D1Baseball	PG	USA Today	CB	NCBWA
Preseason	8	2	8	4	20	4
Feb. 21	9	2	9	--	23	3
Feb. 28	10	3	11	6	20	7
March 7	9	3	11	7	20	5
March 14	7	3	10	4	18	4
March 21	6	3	6	4	5	2
March 28	--	--	--	--	--	--
April 4	--	--	--	--	--	--
April 11	--	--	--	--	--	--
April 18	--	--	--	--	--	--
April 25	--	--	--	--	--	--
May 2	--	--	--	--	--	--
May 9	--	--	--	--	--	--
May 16	--	--	--	--	--	--
May 23	--	--	--	--	--	--
May 30	--	--	--	--	--	--
Final	--	--	--	--	--	--

D1 - D1Baseball.com

BA - Baseball America

USA TODAY - USA Today Coaches Poll

PG - Perfect Game

CB - Collegiate Baseball Newspaper

NCBWA - National Collegiate Baseball Writers Association



PERSONAL

Born: Sept. 17, 1960
 Hometown: Kansas City, Mo.
 Alma Mater: Arkansas (1988)
 Masters of Science: East Texas State University (1992)
 Wife: Karen
 Children: Hollan, Mariel
 Named Head Coach at Arkansas: June 21, 2002

PLAYING HISTORY

1982-84 Atlanta Braves Organization
 1982 MLB Draft: 10th Round (Atlanta Braves)
 1982 Arkansas
 1981 MLB Draft: 10th Round (Chicago White Sox)
 1980-81 McLennan Community College

COACHING HONORS

2021 SEC Coach of the Year
 2004 SEC Coach of the Year
 2001 Baseball America National Coach of the Year
 2001 BIG 12 Coach of the Year
 2001 ABCA Midwest Region Coach of the Year
 2000 ABCA Midwest Region Coach of the Year
 1997 Southland Coach of the Year
 1995 Southland Coach of the Year
 1994 NCAA Division II Coach of the Year
 1994 ABCA Central Region Coach of the Year

HALL OF FAME

2019 Arkansas Sports Hall of Fame
 2013 Winnetonka High School Hall of Fame
 2012 Ban Johnson League Hall of Fame
 2001 Central Missouri State Hall of Fame

Dave Van Horn, the 2004 and 2021 SEC Coach of the Year, enters his 20th season at the helm of the Arkansas baseball program in 2022. In his 20 seasons as Head Hog, Van Horn has elevated Arkansas into one of the nation's premier teams. Van Horn has led the Razorbacks to six College World Series appearances, 17 NCAA Tournament berths, two SEC overall titles, six SEC Western Division championships, one SEC Tournament title and a total of 767 wins and counting.

Ever since returning to his alma mater in 2003 to take over for retiring legendary Arkansas head baseball coach Norm DeBriyn, Van Horn has continued to successfully field nationally competitive teams, while also grooming two Golden Spikes Award and Dick Howser Trophy winners in Andrew Benintendi and Kevin Kopps as well as numerous All-Americans, all-conference performers and future professional baseball players. Under his guidance, 34 Razorbacks have been named All-Americans, 41 as All-SEC players and 120 have been picked in the MLB Draft. Those 120 draft picks are the third most among all active head coaches in the SEC.

Van Horn is the second-winningest coach in Arkansas history with 767 wins as Head Hog. Van Horn is one of only three active head coaches in the SEC, along with Vanderbilt's Tim Corbin and Ole Miss' Mike Bianco, with 750 or more wins at their current school.


Including his years at Nebraska, Northwestern State and Central Missouri State, Van Horn has racked up 1,138 wins at four-year institutions, which is ninth-most among all active coaches. He is also one of 10 active coaches with 1,100 or more wins at four-year schools.

DVH AGAINST 2022 OPPONENTS				
	W-L	Home	Away	Neutral
Alabama	34-25	19-8	13-14	2-3
Arkansas State	1-0	1-0	0-0	0-0
Auburn	33-22	17-10	15-12	1-0
Florida	28-21	13-5	9-12	6-4
Grambling	9-0	9-0	0-0	0-0
Illinois State	4-3	4-3	0-0	0-0
Indiana	1-0	0-0	0-0	1-0
Kentucky	29-13	16-5	13-8	0-0
Little Rock	2-1	2-1	0-0	0-0
Louisiana	1-0	0-0	0-0	1-0
LSU	24-42	13-17	10-17	1-8
Mississippi State	31-27	16-11	13-14	2-2
Missouri	13-3	7-2	6-1	0-0
Missouri State	20-9	11-7	9-2	0-0
Ole Miss	34-42	16-20	11-16	7-6
Omaha	1-0	1-0	0-0	0-0
Southeastern	2-1	2-1	0-0	0-0
Stanford	0-2	0-0	0-1	0-1
Texas A&M	18-14	10-5	7-9	1-0
UAPB	3-0	3-0	0-0	0-0
UCA	1-0	1-0	0-0	0-0
UIC	11-1	11-1	0-0	0-0
Vanderbilt	20-22	12-8	7-10	1-4

VAN HORN'S CAREER NUMBERS

Year	School	Record	Pct.	Conf.	Place	Tourn.	NCAA
1989	Texarkana CC	39-18	.684	NA	NA	NA	--
1990	Texarkana CC	44-14	.759	NA	NA	NA	--
1991	Texarkana CC	45-12	.789	NA	NA	NA	--
1992	Texarkana CC	48-10	.827	NA	1st	NA	--
1993	Texarkana CC	38-18	.678	NA	NA	NA	--
	<i>Totals</i>	<i>214-72</i>	<i>.748</i>	--	--	--	--
1994	Central Missouri State	51-11	.823	15-1	1st (Div.)	1st (4-1)	NCAA DII Champs
	<i>Totals</i>	<i>51-11</i>	<i>.823</i>	<i>15-1</i>	--	<i>1 (4-1)</i>	--
1995	Northwestern State	37-15	.711	19-5	1st	DNP (0-2)	--
1996	Northwestern State	34-27	.557	14-16	2nd (Div.)	2nd (3-2)	--
1997	Northwestern State	35-23	.603	19-9	1st	DNP (0-2)	--
	<i>Totals</i>	<i>106-65</i>	<i>.620</i>	<i>52-30</i>	--	<i>3 (3-6)</i>	--
1998	Nebraska	24-20	.545	10-13	7th	DNQ	DNQ
1999	Nebraska	42-18	.700	16-9	5th	1st (4-0)	NCAA (1-2)
2000	Nebraska	51-17	.750	21-9	2nd	1st (5-1)	NCAA (4-2)
2001	Nebraska	50-16	.758	20-8	1st	1st (4-0)	CWS (5-2)
2002	Nebraska	47-21	.691	16-11	2nd	2nd (3-1)	CWS (5-3)
	<i>Totals</i>	<i>214-92</i>	<i>.699</i>	<i>67-39</i>	--	<i>4 (16-2)</i>	<i>4 (15-9)</i>
2003	Arkansas	35-22	.612	14-16	6th West	T-7th (0-2)	NCAA (1-2)
2004	Arkansas	45-24	.652	19-11	T-1st Overall	4th (2-2)	CWS (6-3)
2005	Arkansas	39-22	.636	13-17	T-5th West	T-7th (0-2)	NCAA (2-2)
2006	Arkansas	39-21	.650	18-12	2nd West	T-7th (0-2)	NCAA (1-2)
2007	Arkansas	43-21	.672	18-12	1st West	2nd (3-1)	NCAA (2-2)
2008	Arkansas	34-24	.586	14-15	4th West	DNQ	NCAA (0-2)
2009	Arkansas	41-24	.631	14-15	4th West	4th (2-2)	CWS (7-2)
2010	Arkansas	43-21	.672	18-12	2nd West	T-7th (0-2)	NCAA (3-3)
2011	Arkansas	40-22	.645	15-15	1st West	T-3rd (2-2)	NCAA (2-2)
2012	Arkansas	46-22	.676	16-14	T-2nd West	T-9th (0-2)	CWS (7-3)
2013	Arkansas	39-22	.639	18-11	2nd West	T-3rd (2-1)	NCAA (2-2)
2014	Arkansas	40-25	.615	16-14	4th West	T-3rd (3-2)	NCAA (2-2)
2015	Arkansas	40-25	.615	17-12	3rd West	T-5th (2-2)	CWS (5-3)
2016	Arkansas	26-29	.473	7-23	7th West	DNQ	DNQ
2017	Arkansas	45-19	.703	18-11	2nd West	2nd (3-2)	NCAA (3-2)
2018	Arkansas	48-21	.696	18-12	T-1st West	T-3rd (2-1)	CWS Runner-Up (9-3)
2019	Arkansas	46-20	.697	20-10	T-1st West	T-5th (1-2)	CWS (5-3)
2020	Arkansas	11-5	.688	--	--	--	--
2021	Arkansas	50-13	.807	22-8	1st Overall	1st (4-0)	NCAA (4-3)
2022	Arkansas	17-3	.850	4-0	--	--	--
	<i>Totals</i>	<i>767-405</i>	<i>.654</i>	<i>299-240</i>	--	<i>16 (26-27)</i>	<i>17 (61-42)</i>
<i>CAREER TOTALS</i>		<i>1,352-645</i>	<i>.677</i>	<i>433-310</i>	--	<i>49-36 (.577)</i>	<i>76-50 (.603)</i>

A THE ARKANSAS RAZORBACKS



ROBERT MOORE
Jr. • 5-9 • 170 • S/R
INF • Leawood, Kan.



JALEN BATTLES
Sr. • 6-2 • 210 • R/R
INF • San Antonio, Texas



ZACK GREGORY
R-Jr. • 5-10 • 190 • L/R
INF • Keller, Texas




JUDE PUTZ
Fr. • 6-0 • 170 • R/R
INF • Loch Lloyd, Mo.



KENDALL DIGGS
Fr. • 6-0 • 205 • L/R
INF • Olathe, Kan.



CAYDEN WALLACE
So. • 6-1 • 205 • R/R
INF/OF • Greenbrier, Ark.



JACE BOHROFEN
So. • 6-2 • 200 • L/R
OF • Oklahoma City, Okla.



DRAKE VARNADO
Fr. • 6-1 • 175 • R/R
INF • Port Neches, Texas



PEYTON STOVALL
Fr. • 5-11 • 190 • L/R
INF • Haughton, La.



MICHAEL TURNER
Grad. • 6-2 • 205 • L/R
C/INF • Warren, Ohio



CONNOR NOLAND
Sr. • 6-2 • 215 • R/R
RHP • Greenwood, Ark.



DYLAN LEACH
So. • 5-11 • 205 • S/R
C • Carthage, Texas



BRADY SLAVENS
Sr. • 6-3 • 205 • L/R
INF/OF • Olathe, Kan.



CHRIS LANZILLI
Grad. • 6-2 • 225 • R/R
INF/OF • Stoneham, Mass.



ELIJAH TREST
Sr. • 6-3 • 215 • L/R
RHP • White Oak, Texas



JAXON WIGGINS
So. • 6-6 • 225 • R/R
RHP • Roland, Okla.



BRAYDON WEBB
Grad. • 6-0 • 200 • R/R
RHP • McKinney, Texas



BRADY TYGART
Fr. • 6-2 • 200 • R/R
RHP • Hernando, Miss.



NICK MOTEN
Fr. • 6-1 • 210 • R/R
RHP • Florissant, Mo.




KOLE RAMAGE
R-Sr. • 6-1 • 205 • R/R
RHP • Southlake, Texas




AUSTIN LEDBETTER
Fr. • 6-1 • 190 • R/R
RHP • Bryant, Ark.




DYLAN CARTER
Jr. • 6-2 • 205 • R/R
RHP • Bentonville, Ark.




ZACK MORRIS
Jr. • 6-3 • 225 • L/L
LHP • Cabot, Ark.



HAGEN SMITH
Fr. • 6-3 • 215 • L/L
LHP • Bullard, Texas



NICK GRIFFIN
Fr. • 6-4 • 195 • R/R
LHP • Monticello, Ark.



VINCENT TRAPANI
Fr. • 6-1 • 225 • R/R
RHP • Eau Claire, Wisc.




PEYTON PALLETTE
So. • 6-1 • 180 • R/R
RHP • Benton, Ark.




JAKE FAHERTY
Fr. • 6-3 • 185 • R/R
RHP • Georgetown, Ky.



MARK ADAMIAK
R-So. • 6-4 • 230 • R/R
RHP • Shawnee, Kan.



EVAN TAYLOR
Sr. • 6-4 • 250 • L/L
LHP • Florence, Ala.




WILL MCENTIRE
R-So. • 6-4 • 225 • R/R
RHP • Bryant, Ark.



MILLER PLEIMANN
R-Jr. • 6-4 • 200 • R/R
RHP • Fayetteville, Ark.




MAX SOLIZ JR.
Fr. • 6-5 • 220 • R/R
C/OF • Madison, Ala.



TYLER CACCIATORI
R-Fr. • 6-6 • 230 • R/R
RHP • Sheridan, Ark.




HESTON TOLE
So. • 6-6 • 220 • R/R
RHP • Wichita Falls, Texas



MATTHEW MAGRE
So. • 6-1 • 220 • L/L
LHP • Fayetteville, Ark.



GABRIEL STARKS
So. • 6-1 • 220 • R/R
RHP • Pine Bluff, Ark.



EVAN GRAY
R-So. • 6-4 • 205 • R/R
RHP • Swansea, Ill.



ISSAC BRACKEN
Grad. • 6-0 • 190 • R/R
RHP • Berthoud, Colo.




ZEBULON VERMILLION
R-Sr. • 6-4 • 240 • L/R
RHP • Prairie Village, Kan.



DAVE VAN HORN
Head Coach
20th Season



NATE THOMPSON
Assistant Coach
5th Season



MATT HOBBS
Assistant Coach
4th Season



BOBBY WERNES
Assistant Coach
2nd Season



CLAY GOODWIN
Director of Operations
15th Season





No.	Player	Pos.	B/T	Yr.	Ht.	Wt.	Hometown / High School / Previous School
1	Robert Moore	INF	S/R	Jr.	5-9	170	Leawood, Kan. / Shawnee Mission East HS
2	Jalen Battles	INF	R/R	Sr.	6-2	210	San Antonio, Texas / James Madison HS / McLennan CC
3	Zack Gregory	OF	L/R	R-Jr.	5-10	190	Keller, Texas / Timber Creek HS
4	Jude Putz	INF	R/R	Fr.	6-0	170	Loch Lloyd, Mo. / Bishop Miege HS
5	Kendall Diggs	INF	L/R	Fr.	6-0	205	Olathe, Kan. / Saint Thomas Aquinas HS
7	Cayden Wallace	INF/OF	R/R	So.	6-1	205	Greenbrier, Ark. / Greenbrier HS
8	Jace Bohrofen	OF	L/R	So.	6-2	200	Oklahoma City, Okla. / Westmoore HS / Oklahoma
9	Drake Varnado	INF/OF	R/R	Fr.	6-1	175	Port Neches, Texas / IMG Academy
10	Peyton Stovall	INF	L/R	Fr.	5-11	190	Haughton, La. / Haughton HS
12	Michael Turner	C/INF	L/R	Grad.	6-2	205	Warren, Ohio / Champion HS / Kent State
13	Connor Noland	RHP	R/R	Sr.	6-2	215	Greenwood, Ark. / Greenwood HS
15	Dylan Leach	C	S/R	So.	5-11	205	Carthage, Texas / Carthage HS
17	Brady Slavens	INF/OF	L/R	Sr.	6-3	205	Olathe, Kan. / Olathe Northwest HS / Wichita State / Johnson County CC
18	Chris Lanzilli	OF	R/R	Grad.	6-2	225	Stoneham, Mass. / Dexter HS / Wake Forest
20	Elijah Trest	RHP	L/R	Sr.	6-3	215	White Oak, Texas / White Oak HS
22	Jaxon Wiggins	RHP	R/R	So.	6-6	225	Roland, Okla. / Roland HS
24	Braydon Webb	OF	R/R	Grad.	6-0	200	McKinney, Texas / McKinney Boyd HS / Grayson CC
25	Brady Tygart	RHP	R/R	Fr.	6-2	200	Hernando, Miss. / Lewisburg HS
27	Nick Moten	RHP	R/R	Fr.	6-1	210	Florissant, Mo. / Westminster Christian Academy
28	Kole Ramage	RHP	R/R	R-Sr.	6-1	205	Southlake, Texas / Southlake Carroll HS
29	Austin Ledbetter	RHP	R/R	Fr.	6-1	190	Bryant, Ark. / Bryant HS
31	Dylan Carter	RHP	R/R	Jr.	6-2	205	Bentonville, Ark. / Bentonville West HS / Crowder College
32	Zack Morris	LHP	L/L	Jr.	6-3	225	Cabot, Ark. / Cabot HS
33	Hagen Smith	LHP	L/L	Fr.	6-3	215	Bullard, Texas / Bullard HS
34	Nick Griffin	LHP	L/L	R-Fr.	6-4	195	Monticello, Ark. / Monticello HS
35	Vincent Trapani	RHP	R/R	Fr.	6-1	225	Eau Claire, Wisc. / Eau Claire Memorial HS
36	Peyton Pallette	RHP	R/R	Jr.	6-1	180	Benton, Ark. / Benton HS
37	Jake Faherty	RHP	R/R	Fr.	6-3	185	Georgetown, Ky. / Great Crossing HS
38	Mark Adamiak	RHP	R/R	R-So.	6-4	230	Shawnee, Kan. / Shawnee Mission Northwest HS
39	Evan Taylor	LHP	L/L	Sr.	6-4	250	Florence, Ala. / Florence HS
41	Will McEntire	RHP	L/R	R-So.	6-4	225	Bryant, Ark. / Bryant HS
43	Miller Pleimann	RHP	R/R	R-Jr.	6-4	200	Fayetteville, Ark. / Fayetteville HS / Wichita State
44	Max Soliz Jr.	C/OF	R/R	Fr.	6-5	220	Madison, Ala. / Bob Jones HS
46	Tyler Cacciatori	RHP	R/R	R-Fr.	6-6	230	Sheridan, Ark. / Sheridan HS
48	Heston Tole	RHP	R/R	So.	6-6	220	Wichita Falls, Texas / IMG Academy
50	Matthew Magre	LHP	L/L	So.	6-1	220	Fayetteville, Ark. / Fayetteville HS
55	Gabriel Starks	RHP	R/R	So.	6-1	220	Pine Bluff, Ark. / Watson Chapel HS
58	Evan Gray	RHP	R/R	R-So.	6-4	205	Swansea, Ill. / Belleville East HS
59	Issac Bracken	RHP	R/R	Grad.	6-0	190	Berthoud, Colo. / Berthoud HS / Northern Colorado
88	Zebulon Vermillion	RHP	L/R	R-Sr.	6-5	240	Prairie Village, Kan. / Shawnee Mission East HS

Coaches & Support Staff

Head Coach:	21 Dave Van Horn, 20th Season (Arkansas, 1988)
Assistant Coach:	30 Nate Thompson, 5th Season (Dallas Baptist, 2006)
Assistant Coach:	47 Matt Hobbs, 4th Season (Missouri, 2002)
Volunteer Assistant Coach:	6 Bobby Wernes, 2nd Season (Arkansas, 2018)
Student Assistant Coach:	14 Cullen Smith, 1st Season (Arkansas, 2021)
Director of Operations:	Clay Goodwin, 15th Season (Arkansas, 2005)
Strength & Conditioning:	Blaine Kinsley, 5th Season (Lenoir-Rhyne, 2010)
Athletic Trainer:	Corey Wood, 11th Season (East Carolina, 2008)
Director of Video & Scouting:	Zach Barr, 5th Season (Arkansas, 2017)
Equipment Manager:	Mark Taylor, 30th Season (Ouachita Baptist, 1988)
Graduate Manager:	DJ Baxendale
Student Managers:	Blake Baxendale, Bryson Halford, Josh Langham, John McElroy, Matthew Schluterman, Matt Wheeler
Sports Information Director:	Oliver Grigg, 2nd Season (Tulane, 2017)
Academics Director:	Jonathan Burgess, 1st Season (Central Arkansas, 2015)
Sports Nutritionist:	Lauren Lyons, 4th Season (Saint Louis, 2017)
Sport Administrator:	Kevin Trainor, 12th Season (Arkansas, 1994)
Administrative Assistant:	Kelly Moore, 19th Season (Arkansas, 2004)

Pronunciation Guide

Mark Adamiak	uh-dom-ee-ack
Jace Bohrofen.....	bore-fin
Tyler Cacciatori.....	catch-a-toree
Miller Pleimann.....	ply-men
Jude Putz	puts
Matthew Magre	mah-gray
Peyton Pallette	pah-let
Kole Ramage.....	ram-idge
Max Soliz Jr.....	so-leez
Brady Slavens	slay-vins
Brady Tygart.....	ty-gert

Team Captains

Zack Gregory.....	R-Jr. / OF
Zebulon Vermillion	R-Sr. / RHP
Cayden Wallace.....	Soph. / INF/OF



THE STARTERS

12 MICHAEL TURNER **C** **L/R** **GRAD.** **.377/.460/.657**

Graduate transfer from Kent State ... Has started in 19 of his 20 games played ... Leads the Hogs in hits (26) and RBI (23) ... Tied for the team lead in homers (4) ... Seven multi-hit games and six multi-RBI games this season ... Hit his first homer as a Razorback against Omaha (March 2) ... Played and started in 25 games (all 25 starts at catcher) in 2021 while at Kent State, slashing .337/.439/.640 with six homers and 22 runs batted in on the year ... Stole five bases in six attempts.

10 PEYTON STOVALL **1B** **L/R** **FR.** **.310/.395/.437**

Has started in 17 of his 18 games played ... Recorded first collegiate hit against Illinois State (Feb. 20), collecting a double and a run scored in the Razorbacks' win ... Swatted his first collegiate homer against Omaha (March 2) ... Tabbed as the Preseason SEC Freshman of the Year by D1Baseball and Baseball America ... Attended Houghton High School in Houghton, La. ... The best prospect and best shortstop in Louisiana, according to Prep Baseball Report ... Perfect Game listed him as the top shortstop in Louisiana and the state's No. 2 overall prospect.

1 ROBERT MOORE **2B** **S/R** **JR.** **.290/.437/.507**

Consensus preseason All-American ... Has started in all 19 games played in this season ... Leads the Razorbacks in doubles (9) ... Swatted his first homer of the season against Illinois State (Feb. 19) ... Tallied two doubles and two runs scored against Illinois State (Feb. 20) ... Started and played in 61 games (60 at second base, one at shortstop), slashing .283/.384/.558 with a team-high 16 homers and 53 runs batted in for the Hogs in 2021 ... Led the Razorbacks in runs scored (59) ... Ranked second on the Razorbacks in multi-RBI games with 14 ... Swiped six bases.

7 CAYDEN WALLACE **3B** **R/R** **SO.** **.304/.385/.507**

One of two Razorbacks to start in all 20 games this season ... Second on the Razorbacks in RBI (20) ... Tied for second on the squad in homers (3) ... Team leader in stolen bases (5) ... Hit a grand slam in consecutive games against UIC (March 12-13) ... 24th Razorback in program history to earn Freshman All-America status ... Started in 60 games (48 in right field, seven at third base, four in left field, one as designated hitter) in 2021, slashing .279/.369/.500 with 14 homers and 44 runs batted in ... Racked up a team-leading 67 hits ... 17 multi-hit games, including a team-best seven three-hit performances.

2 JALEN BATTLES **SS** **R/R** **SR.** **.264/.325/.431**

Has started in all 19 games played in this season ... Tied for second on the team in homers (3) ... Swatted a solo home run in the season opener against Illinois State (Feb. 18) before hitting a go-ahead three-run shot vs. Louisiana (Feb. 27) in the Round Rock Classic ... Started and played in 61 games (all 61 at shortstop), slashing .269/.371/.407 with six homers and 43 runs batted in during 2021 campaign ... 14 multi-hit games and 11 multi-RBI games on the year ... Had five steals ... 2021 SEC Tournament MVP.

3 ZACK GREGORY **LF** **L/R** **R-JR.** **.280/.471/.440**

Has started in all 17 games played in this season ... Second on the team in stolen bases (3) ... Swatted a solo home run in the 2022 season opener against Illinois State (Feb. 18) ... Played in 43 games with 32 starts (31 in left field, one in right field), slashing .245/.440/.412 with three homers and 19 RBI in 2021 ... Drew 26 walks ... Hit by 11 pitches, second most on the Razorbacks ... 2-for-2 in stolen base attempts.

24 BRAYDON WEBB **CF** **R/R** **GRAD.** **.205/.352/.477**

Has played in 16 games with 12 starts ... Team leader in homers (4) ... Hit a walk-off run-rule grand slam against Grambling (March 15) ... Homered in three consecutive games against Kentucky and Mizzou (March 19-25) ... Played in 48 games with 26 starts (22 in left field, 3 in center field, one as designated hitter) in 2021, slashing .174/.372/.413 with six homers and 16 RBI ... 6-of-6 in stolen base attempts.

17 BRADY SLAVENS **RF** **L/R** **SR.** **.194/.268/.361**

Has played in 19 games with 18 starts ... Tied for second on the team in homers (3) ... Matched a career high with three hits against Illinois State (Feb. 20) ... Played in 57 games with 56 starts (50 at first base, three as designated hitter, three in right field), slashing .284/.347/.560 with 14 homers and a team-leading 63 runs batted in during 2021 campaign ... Posted team highs in batting average (.284) and slugging (.560) among Razorbacks with at least 100 at-bats ... Led the Hogs in multi-RBI games with 16.

18 CHRIS LANZILLI **DH** **R/R** **GRAD.** **.357/.477/.500**

Graduate transfer from Wake Forest ... One of two Razorbacks to start in all 20 games this season ... Second on the team in hits (25) ... Has reached base in all 20 games played ... Swatted a walk-off two-run homer against UIC (March 13) ... His 44 career home runs are fifth most among active Division I college baseball players ... Appeared in 170 games with 166 starts while at Wake Forest ... Finished career there with a .298 batting average, 195 hits, 147 RBI, 42 home runs, 46 doubles and 76 walks ... His 42 home runs rank tied for eighth all-time in Wake Forest history for career blasts.

THE BENCH

4 JUDE PUTZ **INF** **R/R** **FR.**

Attended Bishop Miege High School in Roeland Park, Kan. ... Ranked the No. 7 overall recruit and third-best prospect in Missouri, according to Perfect Game ... Nationally ranked as the No. 77 shortstop and 386th overall recruit by PG ... Prep Baseball Report ranked him as the fifth-best shortstop in Kansas and 16th overall prospect in the state.

5 KENDALL DIGGS **INF** **R/R** **FR.**

Has played in seven games with four starts ... Made his collegiate debut vs. Louisiana (Feb. 27) in the Round Rock Classic, collecting his first career hit ... Racked up his first two RBI against Southeastern (March 5) ... Attended St. Thomas Aquinas High School in Overland Park, Kan. ... The top third baseman from Kansas and second-best prospect in the state according to Perfect Game and Prep Baseball Report.

8 JACE BOHROFEN **OF** **L/R** **SO.**

Transfer from Oklahoma ... Started all seven games played in before suffering an injury ... Drove in a season-high five runs in a three-hit effort against Southeastern (March 5) ... Played in 35 games with 29 starts as a true freshman for the Sooners in 2021 ... Slashed .252/.347/.408 with two home runs and 18 runs batted in ... Tallied 26 hits, including four doubles and a team-leading three triples ... Drew 15 walks and one HBP ... 1-for-1 in stolen base attempts.

9 DRAKE VARNADO **INF/OF** **R/R** **FR.**

Has played in six games with one start ... Made his collegiate debut against Illinois State (Feb. 19), scoring his first career run in the contest ... Recorded his first career hit and RBI against Grambling (March 16) ... Attended IMG Academy in Bradenton, Fla. ... The top shortstop and 10th overall prospect in Florida, according to Prep Baseball Report ... Perfect Game listed him as the fifth-best shortstop and No. 16 overall player in Texas by Perfect Game ... Selected by the Arizona Diamondbacks in the 17th round of the 2021 MLB Draft.

15 DYLAN LEACH **C** **S/R** **SO.**

Has played in eight games with six starts in 2022 ... Second on the team in stolen bases (2) ... Made his first start of the season behind the dish against Illinois State (Feb. 20) ... Played in 17 games with 10 starts at catcher during the 2021 season, slashing .257/.469/.429 with one home run and four RBI on the year ... Scored 12 runs to go along with one double and one triple ... Committed one error in 116 chances (.991 fielding percentage), throwing out 4-of-15 runners.

44 MAX SOLIZ JR. **C/OF** **R/R** **FR.**

Has played in two games with one start ... Made his collegiate debut against Omaha (March 2), tallying his first hit, first double and first RBI in the contest ... Earned his first career start against UIC (March 12), collecting a hit and run scored ... Attended Bob Jones High School in Madison, Ala. ... The top catcher out of Alabama, according to Prep Baseball Report ... Perfect Game ranked him as the third-best prospect in Alabama and top catcher ... Tabbed as the No. 11 catcher in the nation by Perfect Game.

THE STARTING ROTATION

FRIDAY

**RHP 13 CONNOR NOLAND****SR.****3-1, 3.41 ERA, 34.1 IP, 9 BB, 47 SO**

Last Start: March 25, at Mizzou, 5.0 IP, 7 H, 3 R, 3 ER, 1 BB, 9 SO

Has made six starts this year, logging three quality starts ... Started the 2022 season opener against Illinois State (Feb. 18), striking out five over six innings of two-run ball ... Struck out 10 over six innings of one-run ball vs. Indiana (Feb. 25) in the Round Rock Classic ... Racked up five strikeouts in 5.1 innings of work against Southeastern (March 4) ... Matched his career high with 11 strikeouts in a season-long 6.2 innings against UIC (March 10) ... Made his first SEC start of the year against Kentucky (March 18), striking out seven over 6.1 innings while allowing only one run ... Struck out nine over five innings in Arkansas' series-opening win at Mizzou (March 25) ... Nine appearances out of the bullpen in 2021, going 1-0 with a 6.91 ERA and one save in 14.1 innings ... Member of an Arkansas pitching staff that set a school record with 657 strikeouts in 2021.

SATURDAY

**LHP 33 HAGEN SMITH****FR.****4-1, 3.08 ERA, 26.1 IP, 12 BB, 32 SO**

Last Start: March 19, vs. Kentucky, 6.0 IP, 5 H, 3 R, 3 ER, 3 BB, 7 SO

Five starts on the mound, earning a quality start in three of them ... Made his collegiate debut against Illinois State (Feb. 19), fanning five over six scoreless innings ... Struck out a career-high nine against SLU (March 5) in a career-long seven innings ... Earned his third win of the year against UIC (March 12), punching out eight over fiveinnings ... Made his SEC debut against Kentucky (March 19), fanning seven over six innings of three-run ball to improve to 4-1 on the year ... Attended Bullard High School in Bullard, Texas ... Top high school lefty and fifth-best prospect overall in Texas by Prep Baseball Report.

SUNDAY

**RHP 22 JAXON WIGGINS****SO.****3-0, 3.38 ERA, 26.2 IP, 16 BB, 29 SO**

Last Start: March 20, vs. Kentucky, 6.0 IP, 4 H, 0 R, 0 ER, 4 BB, 8 SO

Five starts in 2022, registering three quality starts ... Struck out five over five innings against Illinois State (Feb. 20) in his first start of the year ... Tossed six innings of three-hit, three-run ball with four strikeouts vs. Louisiana (Feb. 27) in the Round Rock Classic to log his first career quality start ... Went a career-long 6.1 innings against Southeastern (March 5), fanning seven ... Struck out a career-high eight batters against SEC foe Kentucky (March 20), shutting out the Wildcats over six innings ... Made 17 appearances with four starts as a true freshman during in 2021 ... Posted a 3-1 record with a 5.09 ERA and four saves on the year ... Member of an Arkansas pitching staff that set a school record with 657 strikeouts in 2021.

PITCHER BREAKDOWN

	W-L-S	ERA	IP	H	R	ER	BB	SO
Starters	11-2-0	3.44	99.1	84	38	38	39	118
Relievers	6-1-8	2.55	77.2	55	24	22	36	100

THE HOG PEN

Pitcher	Last App.	IP	H	R	ER	BB	SO	HR	RI/S	---- Season Totals ----		
										RI/S	SV	Ret./1BF (BB)
Mark Adamiak	3/13 (UIC)	0.2	0	0	0	1	0	0	1/0	1/0	0	0/2 (1)
Issac Bracken	3/4 (SLU)	0.1	0	1	1	1	1	0	3/2	6/2	0	1/2 (0)
Jake Faherty	3/10 (UIC)	0.1	0	0	0	1	1	0	2/1	2/1	0	0/1 (1)
Evan Gray	3/12 (UIC)	1.0	0	0	0	1	3	0	1/0	1/0	0	2/2 (0)
Nick Griffin	3/16 (GRAM)	1.0	1	0	0	2	1	0	0/0	0/0	0	0/3 (3)
Austin Ledbetter	3/4 (SLU)	2.2	0	0	0	0	5	0	0/0	0/0	0	1/1 (0)
Zach Morris	3/16 (GRAM)	2.2	2	0	0	1	2	0	1/0	6/2	0	1/4 (0)
Nick Moten	3/2 (OMAHA)	1.0	0	0	0	1	1	0	0/0	0/0	0	1/1 (0)
Miller Pleimann	3/10 (UIC)	0.2	0	0	0	0	1	0	3/0	4/1	0	1/2 (0)
Kole Ramage	3/18 (UK)	1.0	2	1	1	0	2	0	0/0	9/6	3	6/9 (0)
Gabriel Starks	3/15 (GRAM)	2.0	0	0	0	0	4	0	0/0	2/0	0	2/3 (0)
Evan Taylor	3/25 (MIZ)	1.1	3	1	1	0	2	0	0/0	7/0	0	8/8 (0)
Heston Tole	3/16 (GRAM)	2.0	3	0	0	0	4	0	0/0	5/0	1	2/5 (0)
Elijah Trest	3/15 (GRAM)	1.0	0	0	0	0	2	0	0/0	0/0	0	2/3 (0)
Brady Tygart	3/25 (MIZ)	2.0	2	0	0	0	5	0	0/0	1/0	3	4/6 (0)
Zebulon Vermillion	3/25 (MIZ)	0.2	3	1	1	0	1	0	0/0	1/0	1	3/7 (3)
TEAM TOTALS										45/12	8	34/59 (8)

Bullpen Notes: Kole Ramage (2), Brady Tygart (2), Heston Tole (1) and Zebulon Vermillion (1) have each logged multi-inning saves this season ... Ramage punched out six in a four-inning save against Illinois State (Feb. 20) ... Ramage also struck out six in a three-inning save against Indiana (Feb. 25) in the Karbach Round Rock Classic ... Tole's multi-inning save came against Illinois State (Feb. 19), striking out two over 1.1 innings of work ... Vermillion fanned five batters in a three-inning save against Kentucky (March 19) ... Tygart has earned a pair of two-inning saves, getting his first against Kentucky (March 20) before striking out five at Mizzou (March 25).



Heston Tole was dominant in 12.0 innings of relief work in 2021, fanning 20 batters while walking only two. He finished his true freshman year with a 1-0 record and a 2.25 ERA.



Elijah Trest was selected by the Colorado Rockies in the 19th round of the 2021 MLB Draft, but the right-handed reliever opted to return to the Razorbacks for his senior season.



Zebulon Vermillion made 15 appearances with six starts in 2021, logging a 3-0 record with a 4.69 ERA. The redshirt senior has experience closing with four career saves to his name.



||| SEASON BESTS

TEAM GAME HIGHS

Team Batting

At-bats:	39	vs. Omaha (March 2)
Runs scored:	15	vs. Omaha (March 2)
Hits:	15	vs. Omaha (March 2)
RBI:	13	vs. Omaha (March 2)
	13	vs. Grambling (March 15)
Doubles:	4	vs. Illinois State (Feb. 19)
	4	vs. Illinois State (Feb. 20)
	4	vs. Omaha (March 2)
Triples:	1	vs. Illinois State (Feb. 20)
	1	vs. Indiana (Feb. 25 at Round Rock, Texas)
	1	vs. Southeastern (March 5)
Home runs:	4	vs. UIC (March 12)
Total bases:	28	vs. Omaha (March 2)
Walks:	11	vs. Grambling (March 16)
Strikeouts:	15	vs. #6 Stanford (Feb. 27 at Round Rock, Texas)
Sac hits:	1	vs. UIC (March 10)
Sac flies:	2	vs. UIC (March 13)
	2	vs. Grambling (March 15)
Stolen bases:	3	vs. Grambling (March 16)
Hit by pitch:	2	(5 times)
Caught stealing:	1	(2 times)
Runners LOB:	16	vs. Grambling (March 16)
Hit into DP:	2	vs. #6 Stanford (Feb. 27 at Round Rock, Texas)
	2	vs. UIC (March 10)

Fielding

Putouts:	27	(17 times)
Assists:	17	vs. UIC (March 10)
Errors:	2	vs. #6 Stanford (Feb. 27 at Round Rock, Texas)
	2	vs. UIC (March 13)
Passed Balls:	2	vs. Indiana (Feb. 25 at Round Rock, Texas)
DPs turned:	4	vs. #6 Stanford (Feb. 27 at Round Rock, Texas)

Pitching

Innings pitched:	9.0	(16 times)
Runs allowed:	8	vs. UIC (March 13)
Earned runs:	8	vs. UIC (March 13)
Walks allowed:	8	vs. UIC (March 13)
Strikeouts:	17	at Mizzou (March 25)
Hits allowed:	15	at Mizzou (March 25)
Doubles allowed:	3	vs. UIC (March 10)
Triples allowed:	1	vs. Indiana (Feb. 25 at Round Rock, Texas)
Homers allowed:	2	vs. Grambling (March 16)
Wild pitches:	2	(4 times)
Hit batters:	5	vs. Southeastern (March 4)

INDIVIDUAL GAME HIGHS

Individual Batting

At-bats:	6	Chris Lanzilli vs. Grambling (March 16)
Runs scored:	3	(8 times)
Hits:	4	Cayden Wallace vs. Indiana (Feb. 25 at Round Rock, Texas)
	4	Michael Turner vs. UIC (March 12)
RBI:	6	Cayden Wallace vs. UIC (March 13)
Doubles:	2	Robert Moore vs. Illinois State (Feb. 20)
	2	Cayden Wallace vs. Indiana (Feb. 25 at Round Rock, Texas)
	2	Jace Bohrofen vs. Southeastern (March 4)
Triples:	1	Cayden Wallace vs. Illinois State (Feb. 20)
	1	Michael Turner vs. Indiana (Feb. 25 at Round Rock, Texas)
	1	Jace Bohrofen vs. Southeastern (March 5)
Home runs:	1	(23 times)
Total bases:	7	Michael Turner vs. UIC (March 12)
Walks:	3	Cayden Wallace vs. Grambling (March 16)
	3	Robert Moore vs. Grambling (March 16)
Strikeouts:	4	Brady Slavens vs. #6 Stanford (Round Rock, Texas)
Sac hits:	1	Chris Lanzilli vs. UIC (March 10)
Sac flies:	1	(9 times)
Stolen bases:	1	(14 times)
Hit by pitch:	2	Zack Gregory at Mizzou (March 25)
Caught stealing:	1	Cayden Wallace vs. Southeastern (March 5)
	1	Jace Bohrofen vs. Southeastern (March 5)
Runners LOB:	6	Jalen Battles vs. Southeastern (March 5)

Fielding

Putouts:	17	Michael Turner at Mizzou (March 25)
	15	Michael Turner vs. UIC (March 10)
Assists:	7	Jalen Battles vs. Southeastern (March 5)
Errors:	2	Cayden Wallace vs. #6 Stanford (Feb. 27 at Round Rock, Texas)
Passed balls:	2	Michael Turner vs. Indiana (Feb. 25 at Round Rock, Texas)

Pitching

Innings pitched:	7.0	Hagen Smith vs. Southeastern (March 5)
Runs allowed:	5	Jaxon Wiggins vs. UIC (March 13)
Earned runs:	5	Jaxon Wiggins vs. UIC (March 13)
Walks allowed:	4	Jaxon Wiggins vs. Southeastern (March 5)
	4	Jaxon Wiggins vs. UIC (March 13)
	4	Jaxon Wiggins vs. Kentucky (March 20)
Strikeouts:	11	Connor Noland vs. UIC (March 10)
Hits allowed:	7	Connor Noland vs. Southeastern (March 4)
	7	Connor Noland at Mizzou (March 25)
Doubles allowed:	3	Connor Noland vs. UIC (March 10)
Triples allowed:	1	Connor Noland vs. Indiana (Feb. 25 at Round Rock, Texas)
Homers allowed:	2	Austin Ledbetter vs. Grambling (March 16)
Wild pitches:	2	Jaxon Wiggins vs. UIC (March 13)
	2	Connor Noland at Mizzou (March 25)
Hit batters:	2	Austin Ledbetter vs. Southeastern (March 4)
	2	Jaxon Wiggins vs. UIC (March 13)
	2	Connor Noland vs. Kentucky (March 18)

THE LAST TIME AN ARKANSAS PLAYER...

4 hits in a game.....	Michael Turner vs. UIC, March 12, 2022
5 hits in a game.....	Andy Wilkins at #9 Oklahoma (NCAA Regional), May 31, 2009
6 hits in a game.....	Jeremy Jackson vs. Northeastern (Okla.), April 16, 1997
2 hits in an inning.....	Casey Opitz vs. Eastern Illinois, Feb. 16, 2019
2 doubles in a game.....	Jace Bohrofen vs. Southeastern, March 4, 2022
3 doubles in a game.....	Trevor Ezell vs. TCU (NCAA Regional), June 1, 2019
4 doubles in a game.....	Rodney Nye vs. Louisiana Tech, March 31, 1998
2 triples in a game.....	Jax Biggers vs. Auburn (SEC Tournament), May 25, 2017
Led off a game with a HR.....	Matt Goodheart vs. #19 Nebraska (NCAA Regional), June 5, 2021
2 home runs in a game.....	Robert Moore vs. #16 NC State (NCAA Super Regional), June 11, 2021
3 home runs in a game.....	Chad Spanberger vs. Auburn (SEC Tournament), May 26, 2017
Grand slam.....	Braydon Webb vs. Grambling, March 15, 2022
Grand slam in consecutive games.....	Cayden Wallace vs. UIC, March 12-13, 2022
HR in consecutive at-bats.....	Cullen Smith & Charlie Welch vs. UAPB, April 14, 2021
HR in 3 straight games.....	Braydon Webb vs. Kentucky & Mizzou, March 19-25, 2022
HR in 4 straight games.....	Matt Goodheart vs. UAPB & Texas A&M, April 14-18, 2021
HR in 5 straight games.....	Aaron Murphree vs. OSU, So. Dakota St. & Siena, March 2-8, 2008
HR in 6 straight games.....	Aaron Murphree vs. OSU, So. Dakota St. & Siena, March 2-9, 2008
Pinch-hit home run.....	Charlie Welch vs. #19 Nebraska (NCAA Regional), June 7, 2021
Inside-the-park home run.....	Casey Martin vs. Kentucky, May 3, 2019
Back-to-back home runs.....	Chris Lanzilli & Brady Slavens vs. UIC, March 12, 2022
Walk-off home run.....	Braydon Webb vs. Grambling, March 15, 2022 (run-rule)
Hit for the cycle.....	Robert Moore vs. Central Arkansas, March 30, 2021
4 runs in a game.....	Charlie Welch vs. #16 NC State (NCAA Super Regional), June 11, 2021
5 runs in a game.....	Robert Moore vs. #16 NC State (NCAA Super Regional), June 11, 2021
6 runs in a game.....	Trevor Ezell vs. Grambling, April 30, 2019
4 RBI in a game.....	Braydon Webb vs. Grambling, March 15, 2022
5 RBI in a game.....	Jace Bohrofen vs. Southeastern March 5, 2022
6 RBI in a game.....	Cayden Wallace vs. UIC, March 13, 2022
7 RBI in a game.....	Chad Spanberger vs. Auburn (SEC Tournament), May 25, 2017
8 RBI in a game.....	Rodney Nye vs. ORU, April 14, 1999
9 RBI in a game.....	Ryan Lundquist vs. Central Missouri St., March 4, 1997
2 stolen bases in a game.....	Christian Franklin vs. Texas A&M, April 17, 2021
3 stolen bases in a game.....	Andrew Benintendi vs. Stephen F. Austin, April 15, 2015
4 stolen bases in a game.....	Logan Forsythe vs. Ole Miss, May 19, 2007
Stole home.....	Bobby Wernes vs. Ole Miss, March 28, 2015
2 errors in a game.....	Matt Goodheart vs. UA Pine Bluff, April 14, 2021
3 errors in a game.....	Bobby Wernes, at LSU, April 12, 2014
4 errors in a game.....	Chris Shaddy vs. TCU, April 27, 1980
9-inning no-hitter.....	Scott Roehl vs. Kansas St., March 20, 2001
9-inning combined no-hitter.....	Nick Schmidt (6.0), Brian McLelland (1.0) & Devin Collis (2.0) vs. Oklahoma State, February 12, 2006
7-inning combined no-hitter.....	D. Taccolini (2.0), M. Cronin (3.0), & J. Alberius (2) vs. Auburn (SEC Tournament), May 25, 2017
1-hitter.....	Trevor Stephan (7.0) at Tennessee, May 6, 2017
1-hitter combined.....	P. Wicklander (5.0 IP, 1 H), K. Ramage (1.0 IP), J. Kostyshock (1.0 IP), K. Kopps (1.0 IP), M. Cronin (1.0 IP) vs. Western Illinois, March 12, 2019
2-hitter.....	Kacey Murphy vs. Florida (SEC Tournament), May 27, 2017
2-hitter combined.....	M. Adamiak (4.0 IP), E. Trest (1.0 IP), Z. Vermillion (1.0 IP), G. Starks (2.0 IP) vs. Grambling, March 15, 2022
3-hitter.....	Ryne Stanek (9.0 IP) at #6 South Carolina, March 23, 2013
3-hitter combined.....	J. Wiggins (6.1 IP), E. Taylor (0.2 IP), K. Ramage (1.0 IP) vs. Southeastern, March 5, 2022
Complete game.....	Kacey Murphy vs. Florida (SEC Tournament), May 27, 2017
Complete-game shutout.....	Kacey Murphy vs. Florida (SEC Tournament), May 27, 2017
10-inning or more start.....	Dominic Taccolini at #12 Kentucky (10 innings), April 22, 2016
Had 10 strikeouts.....	Connor Noland vs. Indiana (Round Rock Classic), Feb. 25, 2022
Had 11 strikeouts.....	Connor Noland vs. UIC [DH-1], March 10, 2022
Had 12 strikeouts.....	Trevor Stephan vs. Oral Roberts (NCAA Regional), June 2, 2017
Had 13 strikeouts.....	Isaiah Campbell vs. Stony Brook, March 1, 2019
Had 14 strikeouts.....	David Walling vs. South Carolina, May 16, 1999
Had 15 strikeouts.....	Nick Schmidt vs. Auburn, May 18, 2006
Had 16 strikeouts.....	David Walling vs. Eastern Illinois, Feb. 20, 1998
Had 17 strikeouts.....	Jess Todd vs. South Carolina (SEC Tournament), May 24, 2007



THE LAST TIME AN ARKANSAS TEAM...

Scored 10 runs	vs. UIC, March 13, 2022
Scored 11 runs	vs. Southeastern [DH-2], March 5, 2022
Scored 12 runs	vs. UIC [DH-1], March 10, 2022
Scored 13 runs	vs. Grambling, March 16, 2022
Scored 14 runs	vs. Grambling, March 15, 2022
Scored 15 runs	vs. Omaha, March 2, 2022
Scored 16 runs	vs. Ark.- Pine Bluff, April 16, 2019
Scored 17 runs	at LSU [DH-1], May 1, 2021
Scored 18 runs	at #3 Ole Miss, April 11, 2021
Scored 19 runs	vs. Northwestern State, April 23, 2019
Scored 20 runs	vs. Mississippi Valley State, Feb. 24, 2016
Scored 21 runs	vs. #16 NC State (NCAA Super Regional), June 11, 2021
Scored 22 runs	vs. Louisiana Tech, Feb. 14, 2004
Scored 23 runs	Never
Scored 24 runs	Missouri Southern, Feb. 11, 1998
Scored 25 runs	Missouri Southern, Feb. 4, 2001
Scored 26 runs	vs. UA Pine Bluff, April 14, 2021
Scored 27 runs	Never
Scored 28 runs	vs. Wisconsin-Milwaukee (2), Feb. 18, 2007
Scored 29 runs	Morningside, April 6, 1968
Scored 30 runs	at South Carolina, March 30, 1997
Scored 31-32 runs	32 vs. Bucknell, Feb. 17, 2018
Scored 33 + runs	33 vs. Southwest Baptist, March 21, 1984
Had 13 hits	vs. UIC, March 13, 2022
Had 14 hits	vs. Grambling, March 16, 2022
Had 15 hits	vs. Omaha, March 2, 2022
Had 16 hits	vs. #18 Tennessee, April 26, 2019
Had 17 hits	vs. #16 NC State (NCAA Super Regional), June 11, 2021
Had 18 hits	vs. South Alabama, March 7, 2020
Had 19 hits	at LSU [DH-1], May 1, 2021
Had 20 hits	vs. Dayton, Feb. 28, 2018
Had 21 hits	Kentucky, April 28, 2001
Had 22 hits	at #6 Vanderbilt, April 14, 2019
Had 23 hits	Centenary, March 31, 1999
Had 24 hits	Georgia, March 17, 2001
Had 25 hits	at Centenary, March 23, 2005
Had 26-29 hits	28 at South Carolina, March 30, 1997
Had 30 hits	vs. Saint Louis, April 7, 2010
Had 31+ hits	32 vs. Southwest Baptist, March 21, 1984
Hit four home runs in a game	4 - Chris Lanzilli, Brady Slavens, Cayden Wallace, Michael Turner vs. UIC, March 12, 2022
Hit five home runs in a game	5 - Braydon Webb, Christian Franklin Cayden Wallace, Cullen Smith, Jalen Battles vs. NJIT (NCAA Regional), June 4, 2021
Hit six or more home runs in a game	8 - Matt Goodheart (2), Brady Slavens (2) Cullen Smith (2), Charlie Welch (2) vs. UAPB, April 14, 2021
Hit a grand slam in three consecutive games	vs. UIC (March 12-13, 2022), vs. Grambling (March 15, 2022)
3 errors in a game	vs. #19 Nebraska (NCAA Regional), June 6, 2021
4 errors in a game	vs. UA Pine Bluff, April 14, 2021
5 errors in a game	vs. South Carolina (SEC Tournament), May 23, 2018
6 errors in a game	vs. Eastern Illinois, March 5, 2016
7 errors in a game	vs. LA Tech, March 20, 2001
Was shutout	vs. #6 Stanford (Round Rock Classic), Feb. 27, 2022
Was shutout in back-to-back games	vs. LSU (7-0, 6-0), April 23-24, 2005
Held to 1 hit	vs. Missouri State, May 17, 2016
Held to 2 hits	at Louisiana Tech, March 14, 2021
Held to 3 hits	vs. #6 Stanford (Round Rock Classic), Feb. 27, 2022
Did not strikeout	vs. Eastern Illinois, Feb. 16, 2019
Swept an SEC home weekend series	vs. Kentucky, March 18-20, 2022
Swept an SEC road weekend series	at #2 Mississippi State, March 26-28, 2021
Was swept in an SEC home weekend series	vs. Alabama, May 13-15, 2016
Was swept in an SEC road weekend series	at Mississippi State, April 20-21, 2018
Swept a non-conference home weekend series	vs. UIC, March 10-13, 2022
Swept a non-conference road weekend series	at Northwestern State, Feb. 16-18, 1996
Was swept in a non-conference home weekend series	vs. Long Beach State, Feb. 25-27, 2000
Was swept in a non-conference road weekend series	at UNLV, March 19-21, 1994
Won a conference home weekend series	vs. Kentucky, March 18-20, 2022
Won a conference road weekend series	at #4 Tennessee, May 14-16, 2021
Won a non-conference home weekend series	vs. UIC, March 10-13, 2022
Won a non-conference road weekend series	at Louisiana Tech, March 12-14, 2021
Lost a non-conference home weekend series	vs. South Alabama, Feb. 28-March 1, 2014
Lost a non-conference road weekend series	at Texas A&M, Feb. 27-29, 2004
Lost a midweek game	vs. Oklahoma, March 16, 2021
Back-to-back shutouts	at Kentucky (1-0, 2-0), April 22-23, 2016
Most consecutive shutouts	4, vs. Wisconsin, March 15-16, 1980
Shut out an opponent at home	vs. Murray State (6-0), March 7, 2021
Shut out an opponent on the road	at #15 Auburn (8-0), April 6, 2019
Shut out an SEC opponent at home	vs. Georgia (3-0), May 7, 2021
Shut out an SEC opponent on the road	at #15 Auburn (8-0), April 6, 2019

RECORD RUNDOWN

Overall.....	17-3
vs. top-5 teams.....	0-0
vs. top-10 teams.....	0-1
vs. top-25 teams.....	0-0
vs. unranked teams.....	17-2
At home.....	14-2
On the road.....	1-0
At neutral sites.....	2-1
In day games.....	12-3
In night games.....	5-0
In extra innings.....	0-0
vs. teams over .500.....	5-1
vs. teams .500 or worse.....	12-1
vs. right-handed starter.....	12-2
vs. left-handed starter.....	5-1
When starter receives decision.....	11-2
When reliever receives decision.....	6-1
When starter goes 5+ innings.....	12-2
When starter goes less than 5 innings.....	5-1
When scoring first.....	13-1
When opponent scores first.....	4-2
When leading after 6 innings.....	13-0
When trailing after 6 innings.....	3-2
When tied after 6 innings.....	1-1
When leading after 7 innings.....	13-0
When trailing after 7 innings.....	3-3
When tied after 7 innings.....	1-0
When leading after 8 innings.....	14-0
When trailing after 8 innings.....	0-3
When tied after 8 innings.....	0-0
In one-run games.....	1-1
In two-run games.....	6-0
In five-run or more games.....	7-1
Weekend series W-L-T.....	4-0-0
Series sweeps/times swept.....	0/0
When scoring 10+ runs.....	7-0
Shutouts/times shut out.....	0/1
When opponent scores 5 runs or less.....	16-2
When opponent scores 6 runs or more.....	1-1
When collecting 0-3 hits.....	0-1
When collecting 4-6 hits.....	4-1
When collecting 7-9 hits.....	5-1
When collecting 10-12 hits.....	2-0
When collecting 13+ hits.....	6-0
When out-hitting opponent.....	13-0
When out-hit by opponent.....	3-3
When hits are equal.....	1-0
When hitting a home run.....	12-1
When opponent hits a home run.....	8-1
When errorless.....	10-2
When committing one error.....	6-0
When committing 2 errors.....	1-1
When committing 3+ errors.....	0-0
When opponent is errorless.....	1-1
vs. SEC opponents.....	4-0
vs. SEC East opponents.....	4-0
vs. SEC West opponents.....	0-0
vs. non-conf. opponents.....	13-3
In midweek games.....	3-0
Game 1 of weekend series.....	3-2
Game 2 of weekend series.....	4-0
Game 3 of weekend series.....	4-0
Game 4 of weekend series.....	1-0
In February.....	4-2
In March.....	13-1
In April.....	0-0
In May.....	0-0
In June.....	0-0

MULTI-HIT GAMES

Name	2	3	4	5+	Total
Chris Lanzilli	6	1	-	-	7
Robert Moore	5	2	-	-	7
Michael Turner	5	1	1	-	7
Jalen Battles	6	-	-	-	6
Peyton Stovall	4	2	-	-	6
Cayden Wallace	1	3	1	-	5
Brady Slavens	2	1	-	-	3
Braydon Webb	3	-	-	-	3
Zack Gregory	2	-	-	-	2
Jace Bohrofen	1	1	-	-	2
Drake Varnado	1	-	-	-	1
TEAM	36	11	2	0	49

CAREER MULTI-HIT GAMES

Name	2018	2019	2020	2021	2022	Total
Chris Lanzilli	10	29	6	16	7	68
Michael Turner	8	14	2	10	7	41
Robert Moore	-	-	6	18	7	31
Brady Slavens	-	8	-	18	3	29
Cayden Wallace	-	-	-	17	5	22
Jalen Battles	-	-	-	14	6	20
Jace Bohrofen	-	-	7	-	2	9
Braydon Webb	-	-	5	1	3	9
Zack Gregory	-	-	1	4	2	7
Peyton Stovall	-	-	-	-	6	6
Dylan Leach	-	-	-	1	-	1
Drake Varnado	-	-	-	-	1	1

MULTI-RBI GAMES

Name	2	3	4	5+	Total
Michael Turner	1	5	-	-	6
Robert Moore	2	3	-	-	5
Brady Slavens	2	2	-	-	4
Chris Lanzilli	1	3	-	-	4
Peyton Stovall	4	-	-	-	4
Cayden Wallace	1	1	1	1	4
Braydon Webb	2	-	1	-	3
Jalen Battles	1	1	-	-	2
Kendall Diggs	1	-	-	-	1
Zack Gregory	1	-	-	-	1
Jace Bohrofen	-	-	-	1	1
TEAM	16	15	2	2	35

HITTING STREAKS

Name	Longest	Current
Chris Lanzilli	12	1
Peyton Stovall	11	1
Michael Turner	7	4
Braydon Webb	6	6
Zack Gregory	5	-
Cayden Wallace	5	1
Brady Slavens	4	-
Jalen Battles	3	3
Robert Moore	3	1
Jace Bohrofen	3	3
Max Soliz Jr.	2	2
Kendall Diggs	2	-
Drake Varnado	1	1
Dylan Leach	1	1

REACHED BASE STREAKS

Name	Longest	Current
Chris Lanzilli	20	20
Zack Gregory	17	17
Peyton Stovall	13	13
Michael Turner	12	12
Cayden Wallace	11	1
Jalen Battles	10	3
Robert Moore	10	10
Braydon Webb	7	7
Jace Bohrofen	4	4
Kendall Diggs	4	-
Brady Slavens	4	-
Max Soliz Jr.	2	2
Dylan Leach	2	2
Drake Varnado	1	1

CAREER HOME RUNS

Name	Solo	2R	3R	GS	Total
Chris Lanzilli	-	-	-	-	44
Robert Moore	10	8	2	-	20
Brady Slavens	7	6	5	-	18
Cayden Wallace	7	3	4	3	17
Michael Turner	-	-	-	-	15
Braydon Webb	6	4	-	1	11
Jalen Battles	4	4	1	-	9
Zack Gregory	3	-	1	-	4
Jace Bohrofen	-	-	-	-	2
Peyton Stovall	-	2	-	-	2
Dylan Leach	1	-	-	-	1

HOME RUN BREAKDOWN

Total.....	24
at Baum-Walker Stadium.....	22
on the Road.....	1
Neutral Site.....	1
vs. RHP.....	19
vs. LHP.....	5
w/ 0 Outs.....	9
w/ 1 Out.....	10
w/ 2 Outs.....	5
Solo.....	9
Two-Run.....	9
Three-Run.....	3
Grand Slam.....	3
Leadoff.....	1
Back-To-Back.....	1
Pinch-Hit.....	0
Walk-Off.....	2
Before 7th Inning.....	17
7th Inning and Beyond.....	7
Opponent Total.....	10
Last HR Given Up.....	Solo
Longest Stretch Without HR Allowed.....	3
Current Streak of No HR Allowed.....	1

COMEBACKS

defined as any win when trailing after an inning

Date / Opponent	Score (Inn.)	Final
Feb. 20 / Illinois State	0-1 (3)	W, 4-2
Feb. 27 / Louisiana	2-3 (7)	W, 6-4
March 10 / UIC [DH-2]	1-4 (7)	W, 5-4
March 15 / Grambling	0-1 (1)	W, 14-1

BLOWN LEADS

defined as any loss when leading after an inning

Date/Opponent	Score (Inn.)	Final
March 4 / Southeastern	1-0 (5)	L, 7-3



||| HOME RUN CHART

No.	Player	Game	Date	Opponent	Pitcher	On Base	Inning	Outs	Count	Score	Final
1	Jalen Battles (1)*	1	Feb. 18	Illinois State	RHP Colin Wyman	0	5th	0	2-1	0-2	L, 3-2
2	Zack Gregory (1)	1	Feb. 18	Illinois State	RHP Colin Wyman	0	5th	1	1-1	1-2	L, 3-2
3	Robert Moore (1)	2	Feb. 19	Illinois State	LHP Sean Sinisko	0	2nd	1	0-1	0-0	W, 5-1
4	Jalen Battles (2)	6	Feb. 27	vs. Louisiana	RHP Drew Shifflet	2	9th	1	1-0	2-3	W, 6-4
5	Brady Slavens (1)	7	March 2	Omaha	RHP Jackson Gordon	0	4th	1	0-1	1-2	W, 15-3
6	Michael Turner (1)	7	March 2	Omaha	RHP Brady Posch	1	5th	0	1-0	6-2	W, 15-3
7	Peyton Stovall (1)	7	March 2	Omaha	RHP Brady Posch	1	5th	0	0-0	8-2	W, 15-3
8	Michael Turner (2)	9	March 5	Southeastern [DH-1]	RHP Trey Harrington	1	7th	1	1-1	2-2	W, 4-2
9	Jalen Battles (3)	11	March 10	UIC [DH-1]	RHP Zak Gould	1	6th	1	3-2	5-0	W, 12-4
10	Brady Slavens (2) *	11	March 10	UIC [DH-1]	RHP Alec Schuldt	0	8th	0	0-0	8-3	W, 12-4
11	Cayden Wallace (1)	11	March 10	UIC [DH-1]	RHP Alec Schuldt	2	8th	2	0-0	9-3	W, 12-4
12	Chris Lanzilli (1)	13	March 12	UIC	RHP Cristian Lopez	2	3rd	2	2-1	0-0	W, 10-1
13	Brady Slavens (2) ^	13	March 12	UIC	RHP Cristian Lopez	0	3rd	2	0-1	3-0	W, 10-1
14	Cayden Wallace (2)	13	March 12	UIC	RHP Peter Newton	3	6th	0	2-0	4-1	W, 10-1
15	Michael Turner (3)	13	March 12	UIC	RHP Peter Newton	0	6th	1	2-2	8-1	W, 10-1
16	Cayden Wallace (3)	14	March 13	UIC	RHP Matt Zahora	3	8th	2	0-0	4-6	W, 10-8
17	Chris Lanzilli (2) !	14	March 13	UIC	RHP Tanner Shears	1	9th	0	1-2	8-8	W, 10-8
18	Michael Turner (4)	15	March 15	Grambling	RHP Roy Peguero	1	5th	0	1-0	3-1	W, 14-1
19	Braydon Webb (1) !	15	March 15	Grambling	LHP Matthew Boulton	3	8th	1	1-0	10-1	W, 14-1
20	Robert Moore (2)	17	March 18	Kentucky	RHP Wyatt Hudepohl	0	7th	1	1-1	5-1	W, 6-2
21	Braydon Webb (2)	18	March 19	Kentucky	LHP Magdiel Cotto	0	2nd	1	2-0	2-2	W, 9-3
22	Peyton Stovall (2)	18	March 19	Kentucky	RHP Ryan Hagenow	1	2nd	2	1-2	3-2	W, 9-3
23	Braydon Webb (3)	19	March 20	Kentucky	LHP Tyler Bosma	1	3rd	0	1-1	0-0	W, 3-1
24	Braydon Webb (4)	20	March 25	at Mizzou	LHP Nathan Landry	1	8th	0	2-2	5-5	W, 7-5

* - indicates leadoff home run | ^ - indicates back-to-back home run | ! - indicates walk-off home run | + - indicates pinch-hit home run



STARTERS GAME-BY-GAME

Opponent	W-L	IP	H	R	ER	BB	K
Illinois State	--	5.0	5	2	2	2	5
Illinois State	W	6.0	5	0	0	1	5
Illinois State	W	5.0	5	1	1	2	5
vs. Indiana	W	6.0	5	1	1	2	10
vs. #6 Stanford	L	2.1	6	3	3	2	3
vs. Louisiana	W	6.0	3	3	3	2	4
Omaha	--	2.2	4	1	1	0	0
Southeastern	L	5.1	7	3	3	0	5
Southeastern	W	7.0	2	2	2	3	9
Southeastern	W	6.1	2	1	1	4	7
UIC	W	6.2	4	3	3	2	11
UIC	--	3.0	2	1	1	1	3
UIC	W	5.0	4	1	1	3	8
UIC	--	3.1	1	5	5	4	5
Grambling	W	4.0	2	1	1	1	6
Grambling	--	2.1	5	3	3	0	1
Kentucky	W	6.1	6	1	1	2	7
Kentucky	W	6.0	5	3	3	3	7
Kentucky	W	6.0	4	0	0	4	8
Mizzou	--	5.0	7	3	3	1	9

BULLPEN GAME-BY-GAME

Opponent	W-L	IP	H	R	ER	BB	K
Illinois State	L	4.0	2	1	1	4	3
Illinois State	--	3.0	4	1	1	2	5
Illinois State	--	4.0	2	1	1	0	6
vs. Indiana	--	3.0	1	1	0	1	6
vs. #6 Stanford	--	6.2	7	2	1	2	4
vs. Louisiana		3.0	0	1	1	4	4
Omaha	W	6.1	6	2	2	3	8
Southeastern	--	3.2	2	4	4	3	6
Southeastern	--	2.0	1	0	0	1	2
Southeastern	--	1.2	1	0	0	0	2
UIC	--	2.1	0	1	1	3	4
UIC	W	6.0	4	3	3	3	5
UIC	--	3.0	0	0	0	2	7
UIC	W	5.2	6	3	1	4	5
Grambling	--	4.0	0	0	0	0	7
Grambling	W	5.2	6	0	0	3	7
Kentucky	--	2.2	2	1	1	0	3
Kentucky	--	3.0	0	0	0	1	5
Kentucky	--	3.0	3	1	1	0	2
Mizzou	W	4.0	8	2	2	0	8

TEAM RECORD PER STARTER

Pitcher (Total Starts)	Record
Connor Noland (6)	4-2
Hagen Smith (5)	4-1
Jaxon Wiggins (5)	5-0
Mark Adamiak (2)	2-0
Austin Ledbetter (2)	2-0

QUALITY STARTS

Pitcher (Total Starts)	QS	Record
Connor Noland (6)	3	3-0
Hagen Smith (5)	3	3-0
Jaxon Wiggins (5)	3	3-0

RUN SUPPORT

Pitcher (Total Starts)	Runs	Per Start
Mark Adamiak (2)	29	14.5
Austin Ledbetter (2)	18	9.0
Jaxon Wiggins (5)	34	6.8
Connor Noland (6)	35	5.8
Hagen Smith (5)	29	5.8



||| GAME-BY-GAME BATTING ORDER

RECORD: 17-3 • **HOME:** 14-2 • **AWAY:** 1-0 • **NEUTRAL:** 2-1 • **SEC:** 4-0

Date	Opponent	1	2	3	4	5	6	7	8	9
Feb. 18	Illinois State	Stovall	Wallace	Bohrofen	Moore	Turner	Slavens	Battles	Lanzilli	Gregory
Feb. 19	Illinois State	Stovall	Wallace	Bohrofen	Webb	Moore	Slavens	Lanzilli	Turner	Battles
Feb. 20	Illinois State	Stovall	Wallace	Moore	Lanzilli	Slavens	Webb	Gregory	Battles	Leach
Feb. 25	vs. Indiana	Stovall	Wallace	Moore	Bohrofen	Lanzilli	Slavens	Turner	Battles	Gregory
Feb. 27	vs. #6 Stanford	Stovall	Wallace	Moore	Lanzilli	Turner	Webb	Slavens	Battles	Gregory
Feb. 27	vs. Louisiana	Gregory	Wallace	Moore	Turner	Lanzilli	Bohrofen	Battles	Diggs	Leach
March 2	Omaha	Stovall	Wallace	Moore	Lanzilli	Webb	Slavens	Battles	Turner	Gregory
March 4	Southeastern	Stovall	Wallace	Moore	Lanzilli	Slavens	Turner	Battles	Bohrofen	Gregory
March 5	Southeastern [DH-1]	Gregory	Wallace	Turner	Moore	Bohrofen	Lanzilli	Slavens	Battles	Stovall
March 5	Southeastern [DH-2]	Gregory	Wallace	Turner	Moore	Bohrofen	Lanzilli	Diggs	Battles	Leach
March 10	UIC [DH-1]	Wallace	Moore	Turner	Lanzilli	Slavens	Battles	Stovall	Webb	Gregory
March 10	UIC [DH-2]	Wallace	Moore	Turner	Slavens	Lanzilli	Diggs	Battles	Gregory	Leach
March 12	UIC	Wallace	Moore	Turner	Lanzilli	Slavens	Battles	Stovall	Soliz Jr.	Gregory
March 13	UIC	Wallace	Moore	Turner	Lanzilli	Slavens	Battles	Stovall	Webb	Gregory
March 15	Grambling	Wallace	Stovall	Turner	Lanzilli	Slavens	Diggs	Battles	Webb	Leach
March 16	Grambling	Wallace	Stovall	Turner	Lanzilli	Moore	Slavens	Webb	Leach	Varnado
March 18	Kentucky	Wallace	Stovall	Turner	Lanzilli	Moore	Slavens	Battles	Webb	Gregory
March 19	Kentucky	Wallace	Stovall	Turner	Lanzilli	Moore	Slavens	Battles	Webb	Gregory
March 20	Kentucky	Wallace	Stovall	Turner	Lanzilli	Moore	Slavens	Battles	Webb	Gregory
March 25	at Mizzou	Wallace	Stovall	Turner	Moore	Lanzilli	Slavens	Battles	Webb	Gregory



RECORD: 17-3 • HOME: 14-2 • AWAY: 1-0 • NEUTRAL: 2-1 • SEC: 4-0

Date	Opponent	C	1B	2B	3B	SS	LF	CF	RF	DH
Feb. 18	Illinois State	Turner	Stovall	Moore	Wallace	Battles	Bohrofen	Gregory	Slavens	Lanzilli
Feb. 19	Illinois State	Turner	Stovall	Moore	Wallace	Battles	Bohrofen	Webb	Slavens	Lanzilli
Feb. 20	Illinois State	Leach	Stovall	Moore	Wallace	Battles	Lanzilli	Webb	Gregory	Slavens
Feb. 25	vs. Indiana	Turner	Stovall	Moore	Wallace	Battles	Bohrofen	Gregory	Slavens	Lanzilli
Feb. 27	vs. #6 Stanford	Turner	Stovall	Moore	Wallace	Battles	Gregory	Webb	Slavens	Lanzilli
Feb. 27	vs. Louisiana	Leach	Turner	Moore	Wallace	Battles	Bohrofen	Gregory	Lanzilli	Diggs
March 2	Omaha	Turner	Stovall	Moore	Wallace	Battles	Gregory	Webb	Slavens	Lanzilli
March 4	Southeastern	Turner	Stovall	Moore	Wallace	Battles	Bohrofen	Gregory	Slavens	Lanzilli
March 5	Southeastern [DH-1]	Turner	Stovall	Moore	Wallace	Battles	Bohrofen	Gregory	Lanzilli	Slavens
March 5	Southeastern [DH-2]	Leach	Turner	Moore	Wallace	Battles	Bohrofen	Gregory	Lanzilli	Diggs
March 10	UIC [DH-1]	Turner	Stovall	Moore	Wallace	Battles	Gregory	Webb	Lanzilli	Slavens
March 10	UIC [DH-2]	Leach	Turner	Moore	Wallace	Battles	Lanzilli	Gregory	Slavens	Diggs
March 12	UIC	Turner	Stovall	Moore	Wallace	Battles	Lanzilli	Gregory	Slavens	Soliz Jr.
March 13	UIC	Turner	Stovall	Moore	Wallace	Battles	Gregory	Webb	Lanzilli	Slavens
March 15	Grambling	Leach	Diggs	Stovall	Wallace	Battles	Lanzilli	Webb	Slavens	Turner
March 16	Grambling	Leach	Turner	Stovall	Wallace	Moore	Varnado	Webb	Slavens	Lanzilli
March 18	Kentucky	Turner	Stovall	Moore	Wallace	Battles	Gregory	Webb	Lanzilli	Slavens
March 19	Kentucky	Turner	Stovall	Moore	Wallace	Battles	Gregory	Webb	Lanzilli	Slavens
March 20	Kentucky	Turner	Stovall	Moore	Wallace	Battles	Gregory	Webb	Lanzilli	Slavens
March 25	at Mizzou	Turner	Stovall	Moore	Wallace	Battles	Gregory	Webb	Lanzilli	Slavens



||| GAME-BY-GAME HITTING

RECORD: 17-3 • **HOME:** 14-2 • **AWAY:** 1-0 • **NEUTRAL:** 2-1 • **SEC:** 4-0

Date	Opponent	AB	R	H	RBI	2B	3B	HR	BB	IBB	SB	CS	HBP	SAC	SF	GDP	K	PO	A	E	Avg.
Feb. 18	Illinois State	31	2	4	2	0	0	2	2	0	0	0	2	0	0	0	9	27	15	0	.129
Feb. 19	Illinois State	32	5	8	5	4	0	1	4	0	0	0	1	0	0	0	4	27	9	0	.190
Feb. 20	Illinois State	34	4	12	4	4	1	0	5	1	0	0	0	0	0	1	8	27	12	1	.247
Feb. 25	vs. Indiana	37	5	9	4	3	1	0	4	0	1	0	1	0	0	0	6	27	9	1	.246
Feb. 27	vs. #6 Stanford	29	0	3	0	0	0	0	6	0	0	0	0	0	0	0	15	27	13	2	.221
Feb. 27	vs. Louisiana	34	6	6	5	2	0	1	8	0	2	0	0	0	0	1	13	27	10	1	.213
March 2	Omaha	39	15	15	13	4	0	3	9	0	0	0	1	0	1	1	8	27	9	0	.242
March 4	Southeastern	32	3	8	3	3	0	0	4	0	0	0	0	0	1	1	8	27	13	0	.243
March 5	Southeastern [DH-1]	28	4	5	4	1	0	1	5	0	0	1	2	0	0	0	7	27	8	0	.236
March 5	Southeastern [DH-2]	35	11	14	10	3	1	0	5	0	0	1	1	0	0	0	7	24	14	0	.254
March 10	UIC [DH-1]	35	12	13	12	1	0	3	1	0	1	0	1	1	0	0	9	27	11	0	.265
March 10	UIC [DH-2]	28	5	6	4	2	0	0	10	0	0	0	2	0	0	2	3	27	17	1	.261
March 12	UIC	37	10	13	10	2	0	4	5	0	1	0	0	0	0	1	5	27	5	0	.269
March 13	UIC	36	10	13	10	3	0	2	2	0	0	0	0	0	2	0	4	27	8	2	.276
March 15	Grambling	31	14	8	13	1	0	2	10	0	1	0	1	0	2	0	5	24	8	0	.275
March 16	Grambling	38	13	14	10	3	0	0	11	1	3	0	2	0	1	0	10	24	10	1	.282
March 18	Kentucky	34	6	9	6	2	0	1	3	0	2	0	1	0	1	1	14	27	11	0	.281
March 19	Kentucky	32	9	8	9	2	0	2	6	1	0	0	1	0	1	0	9	27	9	0	.279
March 20	Kentucky	29	3	6	3	0	0	1	5	1	2	0	1	0	0	0	9	27	1	0	.276
March 25	at Mizzou	37	7	12	7	1	0	1	3	0	1	0	2	0	1	1	13	27	8	1	.278
	Totals	668	144	186	134	41	3	24	108	4	14	2	19	1	10	9	166	531	200	10	.278



RECORD: 17-3 • HOME: 14-2 • AWAY: 1-0 • NEUTRAL: 2-1 • SEC: 4-0

Date	Opponent	IP	H	R	ER	BB	SO	2B	3B	HR	WP	BK	HBP	DP	IBB	Score	W	L	SV	ERA
Feb. 18	Illinois State	9.0	7	3	3	6	8	1	0	0	2	1	1	0	0	2-3	0	1	0	3.00
Feb. 19	Illinois State	9.0	9	1	1	3	10	2	0	0	0	0	0	2	0	5-1	1	1	1	2.00
Feb. 20	Illinois State	9.0	7	2	2	2	11	2	0	1	1	1	1	0	0	4-2	2	1	2	2.00
Feb. 25	vs. Indiana	9.0	6	2	1	3	16	1	1	0	0	0	0	2	0	5-2	3	1	3	1.75
Feb. 27	vs. #6 Stanford	9.0	13	5	4	4	8	1	0	1	1	0	2	4	0	0-5	3	2	3	2.20
Feb. 27	vs. Louisiana	9.0	3	4	4	6	8	1	0	0	2	0	2	1	0	6-4	4	2	4	2.50
March 2	Omaha	9.0	10	3	3	3	8	1	0	0	1	1	1	1	0	15-3	5	2	4	2.57
March 4	Southeastern	9.0	9	7	7	3	11	0	0	0	1	0	5	0	0	3-7	5	3	4	3.12
March 5	Southeastern [DH-1]	9.0	3	2	2	4	11	0	0	1	1	0	1	1	0	4-2	6	3	5	3.00
March 5	Southeastern [DH-2]	8.0	3	1	1	4	9	1	0	1	1	0	1	1	0	11-1	7	3	5	2.83
March 10	UIC [DH-1]	9.0	4	4	4	5	15	3	0	0	0	0	2	0	0	12-4	8	3	5	2.94
March 10	UIC [DH-2]	9.0	6	4	4	4	8	2	0	1	1	0	3	1	0	5-4	9	3	5	3.03
March 12	UIC	9.0	4	1	1	5	15	0	0	1	0	0	2	0	0	10-1	10	3	5	2.87
March 13	UIC	9.0	7	8	8	8	10	2	0	0	2	0	2	1	0	10-8	11	3	5	3.24
March 15	Grambling	8.0	2	1	1	1	13	1	0	0	0	0	1	0	0	14-1	12	3	5	3.11
March 16	Grambling	8.0	11	3	3	3	8	1	0	2	2	0	0	2	0	13-3	13	3	5	3.13
March 18	Kentucky	9.0	8	2	2	2	10	2	0	0	0	0	2	1	0	6-2	14	3	5	3.06
March 19	Kentucky	9.0	5	3	3	4	12	0	0	1	0	0	0	1	0	9-3	15	3	6	3.06
March 20	Kentucky	9.0	7	1	1	4	10	2	0	1	1	0	1	0	0	3-1	16	3	7	2.95
March 25	at Mizzou	9.0	15	5	5	1	17	1	0	0	2	0	1	0	0	7-5	17	3	8	3.05
	Totals	177.0	139	62	60	75	218	24	1	10	17	3	28	18	0	144-62	17	3	8	3.05



1 ROBERT MOORE

SEASON HIGHS

Category	High	Opponent (Last)	Date
Hits	3	2x (Kentucky)	3/18/22
Runs	3	Grambling	3/16/22
Doubles	2	Illinois State	2/20/22
Triples	--	--	--
Home Runs	1	2x (Kentucky)	3/18/22
RBI	3	3x (Kentucky)	3/19/22
Walks	3	Grambling	3/16/22
Stolen Bases	1	Kentucky	3/20/22

CAREER HIGHS

Category	High	Opponent (Last)	Date
Hits	4	2x (#16 NC State)	6/11/21
Runs	5	#16 NC State	6/11/21
Doubles	2	2x (Illinois State)	2/20/22
Triples	1	2x (Little Rock)	4/7/21
Home Runs	2	3x (#16 NC State)	6/11/21
RBI	6	UCA	3/30/21
Walks	4	at #3 Ole Miss	4/11/21
Stolen Bases	2	vs. #3 Texas Tech	2/20/21



3 ZACK GREGORY

SEASON HIGHS

Category	High	Opponent (Last)	Date
Hits	2	2x (UIC)	3/13/22
Runs	3	2x (UIC)	3/13/22
Doubles	1	5x (Kentucky)	3/18/22
Triples	--	--	--
Home Runs	1	Illinois State	2/18/22
RBI	2	Kentucky	3/18/22
Walks	2	UIC	3/10/22
Stolen Bases	1	3x (Kentucky)	3/20/22

CAREER HIGHS

Category	High	Opponent (Last)	Date
Hits	2	7x (UIC)	3/2/22
Runs	3	2x (UIC)	3/13/22
Doubles	1	10x (Kentucky)	3/18/22
Triples	1	Auburn	4/2/21
Home Runs	1	4x (Illinois State)	2/18/22
RBI	3	2x (Texas A&M)	4/18/21
Walks	3	Murray State	3/7/21
Stolen Bases	1	5x (Kentucky)	3/20/22



2 JALEN BATTLES

SEASON HIGHS

Category	High	Opponent (Last)	Date
Hits	2	6x (at Mizzou)	3/25/22
Runs	2	3x (Grambling)	3/15/22
Doubles	1	3x (UIC)	3/12/22
Triples	--	--	--
Home Runs	1	3x (UIC)	3/10/22
RBI	3	vs. Louisiana	2/27/22
Walks	2	Grambling	3/15/22
Stolen Bases	--	--	--

CAREER HIGHS

Category	High	Opponent (Last)	Date
Hits	3	4x (vs. #4 Tennessee)	5/30/21
Runs	4	NJIT	6/4/21
Doubles	2	2x (#16 NC State)	6/11/21
Triples	--	--	--
Home Runs	2	UCA	3/30/21
RBI	4	UCA	3/30/21
Walks	3	2x (vs. Georgia)	5/26/21
Stolen Bases	1	5x (at #3 Ole Miss)	4/10/21



4 JUDE PUTZ

SEASON HIGHS

Category	High	Opponent (Last)	Date
Hits	--	--	--
Runs	--	--	--
Doubles	--	--	--
Triples	--	--	--
Home Runs	--	--	--
RBI	--	--	--
Walks	--	--	--
Stolen Bases	--	--	--

CAREER HIGHS

Category	High	Opponent (Last)	Date
Hits	--	--	--
Runs	--	--	--
Doubles	--	--	--
Triples	--	--	--
Home Runs	--	--	--
RBI	--	--	--
Walks	--	--	--
Stolen Bases	--	--	--



5 KENDALL DIGGS

SEASON HIGHS

Category	High	Opponent (Last)	Date
Hits	2	Grambling	3/15/22
Runs	--	--	--
Doubles	--	--	--
Triples	--	--	--
Home Runs	--	--	--
RBI	2	Southeastern	3/5/22
Walks	2	2x (Grambling)	3/15/22
Stolen Bases	--	--	--

CAREER HIGHS

Category	High	Opponent (Last)	Date
Hits	2	Grambling	3/15/22
Runs	--	--	--
Doubles	--	--	--
Triples	--	--	--
Home Runs	--	--	--
RBI	2	Southeastern	3/5/22
Walks	2	2x (Grambling)	3/15/22
Stolen Bases	--	--	--




7 CAYDEN WALLACE

SEASON HIGHS

Category	High	Opponent (Last)	Date
Hits	4	vs. Indiana	2/25/22
Runs	3	3x (Grambling)	3/16/22
Doubles	2	vs. Indiana	2/25/22
Triples	1	Illinois State	2/20/22
Home Runs	1	3x (UIC)	3/13/22
RBI	6	UIC	3/13/22
Walks	3	Grambling	3/16/22
Stolen Bases	5	5x (Grambling)	3/12/22

CAREER HIGHS

Category	High	Opponent (Last)	Date
Hits	4	vs. Indiana	2/25/22
Runs	3	5x (Grambling)	3/16/22
Doubles	2	vs. Indiana	2/25/22
Triples	1	Illinois State	2/20/22
Home Runs	2	#9 Florida	5/20/21
RBI	6	UIC	3/13/22
Walks	3	2x (Grambling)	3/16/22
Stolen Bases	5	5x (Grambling)	3/12/22



8 JACE BOHROFEN

SEASON HIGHS

Category	High	Opponent (Last)	Date
Hits	3	Southeastern	3/5/22
Runs	1	3x (Southeastern)	3/5/22
Doubles	2	Southeastern	3/4/22
Triples	1	Southeastern	3/5/22
Home Runs	--	--	--
RBI	5	Southeastern	3/5/22
Walks	1	2x (Southeastern)	3/4/22
Stolen Bases	--	--	--

CAREER HIGHS

Category	High	Opponent (Last)	Date
Hits	3	3x (Southeastern)	3/5/22
Runs	2	3x (#7 Texas Tech)	5/14/21
Doubles	2	Southeastern	3/4/22
Triples	1	4x (Southeastern)	3/5/22
Home Runs	1	2x (at Kansas State)	4/17/21
RBI	6	UT Arlington	3/9/21
Walks	3	at #11 Oklahoma State	3/30/21
Stolen Bases	1	vs. #2 Texas	5/27/21



9 DRAKE VARNADO

SEASON HIGHS

Category	High	Opponent (Last)	Date
Hits	2	Grambling	3/16/22
Runs	1	3x (Grambling)	3/16/22
Doubles	1	Grambling	3/16/22
Triples	--	--	--
Home Runs	--	--	--
RBI	1	Grambling	3/16/22
Walks	1	Grambling	3/16/22
Stolen Bases	--	--	--

CAREER HIGHS

Category	High	Opponent (Last)	Date
Hits	2	Grambling	3/16/22
Runs	1	3x (Grambling)	3/16/22
Doubles	1	Grambling	3/16/22
Triples	--	--	--
Home Runs	--	--	--
RBI	1	Grambling	3/16/22
Walks	1	Grambling	3/16/22
Stolen Bases	--	--	--



10 PEYTON STOVALL

SEASON HIGHS

Category	High	Opponent (Last)	Date
Hits	3	2x (Grambling)	3/16/22
Runs	2	2x (Grambling)	3/15/22
Doubles	1	3x (Grambling)	3/15/22
Triples	--	--	--
Home Runs	1	2x (Kentucky)	3/19/22
RBI	2	4x (Kentucky)	3/19/22
Walks	1	9x (at Mizzou)	3/25/22
Stolen Bases	--	--	--

CAREER HIGHS

Category	High	Opponent (Last)	Date
Hits	3	2x (Grambling)	3/16/22
Runs	2	2x (Grambling)	3/15/22
Doubles	1	3x (Grambling)	3/15/22
Triples	--	--	--
Home Runs	1	2x (Kentucky)	3/19/22
RBI	2	4x (Kentucky)	3/19/22
Walks	1	9x (at Mizzou)	3/25/22
Stolen Bases	--	--	--



12 MICHAEL TURNER

SEASON HIGHS

Category	High	Opponent (Last)	Date
Hits	4	UIC	3/12/22
Runs	3	2x (Kentucky)	3/19/22
Doubles	1	6x (at Mizzou)	3/25/22
Triples	1	vs. Indiana	2/25/22
Home Runs	1	5x (Grambling)	3/15/22
RBI	3	5x (at Mizzou)	3/25/22
Walks	2	4x (Kentucky)	3/20/22
Stolen Bases	--	--	--

CAREER HIGHS

Category	High	Opponent (Last)	Date
Hits	4	5x (UIC)	3/12/22
Runs	3	7x (Kentucky)	3/19/22
Doubles	1	27x (at Mizzou)	3/25/22
Triples	1	5x (vs. Indiana)	2/25/22
Home Runs	1	15x (Grambling)	3/15/22
RBI	6	at Bowling Green	5/10/19
Walks	2	16x (Kentucky)	3/20/22
Stolen Bases	2	Toledo	5/4/19



15 DYLAN LEACH

SEASON HIGHS

Category	High	Opponent (Last)	Date
Hits	1	Grambling	3/16/22
Runs	1	3x (Grambling)	3/16/22
Doubles	1	Grambling	3/16/22
Triples	--	--	--
Home Runs	--	--	--
RBI	1	2x (Grambling)	3/16/22
Walks	1	2x (Grambling)	3/15/22
Stolen Bases	1	2x (Grambling)	3/16/22

CAREER HIGHS

Category	High	Opponent (Last)	Date
Hits	2	UCA	3/30/21
Runs	3	UCA	3/30/21
Doubles	1	2x (Grambling)	3/16/22
Triples	1	Little Rock	4/7/21
Home Runs	1	UCA	3/30/21
RBI	2	UCA	3/30/21
Walks	3	Memphis	3/23/21
Stolen Bases	1	2x (Grambling)	3/16/22



17 BRADY SLAVENS

SEASON HIGHS

Category	High	Opponent (Last)	Date
Hits	3	Illinois State	2/20/22
Runs	2	UIC	3/10/22
Doubles	1	3x (Grambling)	3/16/22
Triples	--	--	--
Home Runs	1	3x (UIC)	3/12/22
RBI	3	2x (Grambling)	3/16/22
Walks	2	Omaha	3/2/22
Stolen Bases	--	--	--

CAREER HIGHS

Category	High	Opponent (Last)	Date
Hits	3	6x (Illinois State)	2/20/22
Runs	3	2x (Murray State)	3/6/21
Doubles	2	at Louisiana Tech	3/13/21
Triples	1	3x (at LSU)	5/1/21
Home Runs	2	2x (#9 Florida)	5/22/21
RBI	5	3x (#9 Florida)	5/22/21
Walks	2	5x (Omaha)	3/2/22
Stolen Bases	1	2x (at Louisiana Tech)	3/12/21


18 CHRIS LANZILLI
SEASON HIGHS

Category	High	Opponent (Last)	Date
Hits	3	Grambling	3/16/22
Runs	2	Kentucky	3/19/22
Doubles	1	4x (UIC)	3/10/22
Triples	--	--	--
Home Runs	1	2x (UIC)	3/13/22
RBI	3	3x (Grambling)	3/16/22
Walks	2	2x (Kentucky)	3/19/22
Stolen Bases	1	at Mizzou	3/25/22

CAREER HIGHS

Category	High	Opponent (Last)	Date
Hits	4	Virginia Tech	4/6/19
Runs	3	5x (Brown)	2/29/20
Doubles	3	at Duke	3/23/19
Triples	--	--	--
Home Runs	2	5x (NC State)	5/2/21
RBI	10	Boston College	3/17/19
Walks	3	at Florida State	4/28/19
Stolen Bases	1	9x (at Mizzou)	3/25/22


24 BRAYDON WEBB
SEASON HIGHS

Category	High	Opponent (Last)	Date
Hits	2	3x (at Mizzou)	3/25/22
Runs	2	3x (at Mizzou)	3/25/22
Doubles	--	--	--
Triples	--	--	--
Home Runs	1	4x (at Mizzou)	3/25/22
RBI	4	Grambling	3/15/22
Walks	2	2x (Grambling)	3/16/22
Stolen Bases	1	Kentucky	3/18/22

CAREER HIGHS

Category	High	Opponent (Last)	Date
Hits	3	vs. Baylor	3/1/20
Runs	3	4x (at #3 Ole Miss)	4/11/21
Doubles	1	4x (#9 Florida)	5/20/21
Triples	--	--	--
Home Runs	1	11x (at Mizzou)	3/25/22
RBI	4	Grambling	3/15/22
Walks	4	Memphis	3/23/21
Stolen Bases	2	South Alabama	3/7/20


44 MAX SOLIZ JR.
SEASON HIGHS

Category	High	Opponent (Last)	Date
Hits	1	2x (UIC)	3/12/22
Runs	1	UIC	3/12/22
Doubles	1	Omaha	3/2/22
Triples	--	--	--
Home Runs	--	--	--
RBI	1	Omaha	3/2/22
Walks	--	--	--
Stolen Bases	--	--	--

CAREER HIGHS

Category	High	Opponent (Last)	Date
Hits	1	2x (UIC)	3/12/22
Runs	1	UIC	3/12/22
Doubles	1	Omaha	3/2/22
Triples	--	--	--
Home Runs	--	--	--
RBI	1	Omaha	3/2/22
Walks	--	--	--
Stolen Bases	--	--	--



13 CONNOR NOLAND

SEASON HIGHS

Category	High	Opponent (Last)	Date
Innings	6.2	UIC	3/10/22
Longest Start	6.2	UIC	3/10/22
Shortest Start	5.0	Illinois State	2/18/22
Longest Relief	--	--	--
Hits	7	2x (at Mizzou)	3/25/22
Runs	3	3x (at Mizzou)	3/25/22
Earned Runs	3	3x (at Mizzou)	3/25/22
Walks	2	4x (Kentucky)	3/18/22
Strikeouts	11	UIC	3/10/22

CAREER HIGHS

Category	High	Opponent (Last)	Date
Innings	7.2	#2 Mississippi State	4/20/19
Longest Start	7.2	#2 Mississippi State	4/20/19
Shortest Start	0.0	at #6 Vanderbilt	4/13/19
Longest Relief	4.2	SEMO	2/26/21
Hits	7	3x (at Mizzou)	3/25/22
Runs	6	at LSU	5/1/21
Earned Runs	6	at LSU	5/1/21
Walks	3	Gonzaga	2/21/20
Strikeouts	11	2x (UIC)	3/10/20



22 JAXON WIGGINS

SEASON HIGHS

Category	High	Opponent (Last)	Date
Innings	6.1	Southeastern	3/5/22
Longest Start	6.1	Southeastern	3/5/22
Shortest Start	3.1	UIC	3/13/22
Longest Relief	--	--	--
Hits	5	Illinois State	2/20/22
Runs	5	UIC	3/13/22
Earned Runs	5	UIC	3/13/22
Walks	4	3x (Kentucky)	3/20/22
Strikeouts	8	Kentucky	3/20/22

CAREER HIGHS

Category	High	Opponent (Last)	Date
Innings	6.1	Southeastern	3/5/22
Longest Start	6.1	Southeastern	3/5/22
Shortest Start	2.0	vs. #9 Florida	5/22/21
Longest Relief	2.0	2x (Texas A&M)	4/18/21
Hits	5	Illinois State	2/20/22
Runs	5	2x (UIC)	3/13/22
Earned Runs	5	2x (UIC)	3/13/22
Walks	4	3x (Kentucky)	3/20/22
Strikeouts	8	Kentucky	3/20/22



20 ELIJAH TREST

SEASON HIGHS

Category	High	Opponent (Last)	Date
Innings	1.1	vs. #6 Stanford	2/27/22
Longest Start	--	--	--
Shortest Start	--	--	--
Longest Relief	1.1	vs. #6 Stanford	2/27/22
Hits	1	vs. #6 Stanford	2/27/22
Runs	1	vs. #6 Stanford	2/27/22
Earned Runs	1	vs. #6 Stanford	2/27/22
Walks	1	vs. #6 Stanford	2/27/22
Strikeouts	2	Grambling	3/15/22

CAREER HIGHS

Category	High	Opponent (Last)	Date
Innings	3.0	3x (vs. #3 Texas Tech)	2/20/21
Longest Start	--	--	--
Shortest Start	--	--	--
Longest Relief	3.0	3x (vs. #3 Texas Tech)	2/20/21
Hits	3	Central Arkansas	3/30/21
Runs	3	3x (#15 LSU)	5/10/19
Earned Runs	3	3x (#15 LSU)	5/10/19
Walks	3	Oral Roberts	4/9/19
Strikeouts	4	2x (vs. #3 Texas Tech)	2/20/21



25 BRADY TYGART

SEASON HIGHS

Category	High	Opponent (Last)	Date
Innings	2.1	UIC	3/13/22
Longest Start	--	--	--
Shortest Start	--	--	--
Longest Relief	2.1	UIC	3/13/22
Hits	4	UIC	3/13/22
Runs	2	UIC	3/13/22
Earned Runs	2	UIC	3/13/22
Walks	1	2x (UIC)	3/13/22
Strikeouts	5	at Mizzou	3/25/22

CAREER HIGHS

Category	High	Opponent (Last)	Date
Innings	2.1	UIC	3/13/22
Longest Start	--	--	--
Shortest Start	--	--	--
Longest Relief	2.1	UIC	3/13/22
Hits	4	UIC	3/13/22
Runs	2	UIC	3/13/22
Earned Runs	2	UIC	3/13/22
Walks	1	2x (UIC)	3/13/22
Strikeouts	5	at Mizzou	3/25/22

**27 NICK MOTEN****SEASON HIGHS**

Category	High	Opponent (Last)	Date
Innings	1.0	Omaha	3/2/22
Longest Start	--	--	--
Shortest Start	--	--	--
Longest Relief	1.0	Omaha	3/2/22
Hits	0	Omaha	3/2/22
Runs	0	Omaha	3/2/22
Earned Runs	0	Omaha	3/2/22
Walks	1	Omaha	3/2/22
Strikeouts	1	Omaha	3/2/22

CAREER HIGHS

Category	High	Opponent (Last)	Date
Innings	1.0	Omaha	3/2/22
Longest Start	--	--	--
Shortest Start	--	--	--
Longest Relief	1.0	Omaha	3/2/22
Hits	0	Omaha	3/2/22
Runs	0	Omaha	3/2/22
Earned Runs	0	Omaha	3/2/22
Walks	1	Omaha	3/2/22
Strikeouts	1	Omaha	3/2/22

**29 AUSTIN LEDBETTER****SEASON HIGHS**

Category	High	Opponent (Last)	Date
Innings	3.0	UIC	3/10/22
Longest Start	3.0	UIC	3/10/22
Shortest Start	2.1	Grambling	3/16/22
Longest Relief	2.2	Southeastern	3/4/22
Hits	5	Grambling	3/16/22
Runs	3	Grambling	3/16/22
Earned Runs	3	Grambling	3/16/22
Walks	1	UIC	3/10/22
Strikeouts	5	Southeastern	3/4/22

CAREER HIGHS


Category	High	Opponent (Last)	Date
Innings	3.0	UIC	3/10/22
Longest Start	3.0	UIC	3/10/22
Shortest Start	2.1	Grambling	3/16/22
Longest Relief	2.2	Southeastern	3/4/22
Hits	5	Grambling	3/16/22
Runs	3	Grambling	3/16/22
Earned Runs	3	Grambling	3/16/22
Walks	1	UIC	3/10/22
Strikeouts	5	Southeastern	3/4/22

**28 KOLE RAMAGE****SEASON HIGHS**

Category	High	Opponent (Last)	Date
Innings	4.0	Illinois State	2/20/22
Longest Start	--	--	--
Shortest Start	--	--	--
Longest Relief	4.0	Illinois State	2/20/22
Hits	2	5x (Kentucky)	3/18/22
Runs	3	Southeastern	3/4/22
Earned Runs	3	Southeastern	3/4/22
Walks	2	2x (UIC)	3/13/22
Strikeouts	6	2x (vs. Indiana)	2/25/22

CAREER HIGHS

Category	High	Opponent (Last)	Date
Innings	5.0	2x (vs. Baylor)	3/1/20
Longest Start	5.0	2x (vs. Baylor)	3/1/20
Shortest Start	1.2	#4 Kentucky	3/17/18
Longest Relief	4.2	at #15 Auburn	4/5/19
Hits	7	at #6 Vanderbilt	4/13/19
Runs	7	at #6 Vanderbilt	4/13/19
Earned Runs	7	at #6 Vanderbilt	4/13/19
Walks	6	#14 Ole Miss	6/9/19
Strikeouts	7	2x (Little Rock)	4/6/21

**31 DYLAN CARTER****SEASON HIGHS**

Category	High	Opponent (Last)	Date
Innings	--	--	--
Longest Start	--	--	--
Shortest Start	--	--	--
Longest Relief	--	--	--
Hits	--	--	--
Runs	--	--	--
Earned Runs	--	--	--
Walks	--	--	--
Strikeouts	--	--	--

CAREER HIGHS

Category	High	Opponent (Last)	Date
Innings	--	--	--
Longest Start	--	--	--
Shortest Start	--	--	--
Longest Relief	--	--	--
Hits	--	--	--
Runs	--	--	--
Earned Runs	--	--	--
Walks	--	--	--
Strikeouts	--	--	--




32 ZACK MORRIS

SEASON HIGHS

Category	High	Opponent (Last)	Date
Innings	2.2	Grambling	3/16/22
Longest Start	--	--	--
Shortest Start	--	--	--
Longest Relief	2.2	Grambling	3/16/22
Hits	2	Grambling	3/16/22
Runs	0	3x (Grambling)	3/16/22
Earned Runs	0	3x (Grambling)	3/16/22
Walks	1	2x (Grambling)	3/16/22
Strikeouts	2	Grambling	3/16/22

CAREER HIGHS

Category	High	Opponent (Last)	Date
Innings	2.2	Grambling	3/16/22
Longest Start	--	--	--
Shortest Start	--	--	--
Longest Relief	2.2	Grambling	3/16/20
Hits	2	4x (Grambling)	3/16/22
Runs	3	2x (Arkansas State)	5/11/21
Earned Runs	3	Texas A&M	4/18/21
Walks	3	Texas A&M	4/18/21
Strikeouts	4	UA Pine Bluff	4/13/21



34 NICK GRIFFIN

SEASON HIGHS

Category	High	Opponent (Last)	Date
Innings	1.0	2x (Grambling)	3/16/22
Longest Start	--	--	--
Shortest Start	--	--	--
Longest Relief	1.0	2x (Grambling)	3/16/22
Hits	1	Grambling	3/16/22
Runs	1	vs. Louisiana	2/27/22
Earned Runs	1	vs. Louisiana	2/27/22
Walks	3	vs. Louisiana	2/27/22
Strikeouts	2	vs. Louisiana	2/27/22

CAREER HIGHS

Category	High	Opponent (Last)	Date
Innings	1.0	2x (Grambling)	3/16/22
Longest Start	--	--	--
Shortest Start	--	--	--
Longest Relief	1.0	2x (Grambling)	3/16/22
Hits	1	Grambling	3/16/22
Runs	1	vs. Louisiana	2/27/22
Earned Runs	1	vs. Louisiana	2/27/22
Walks	3	vs. Louisiana	2/27/22
Strikeouts	2	vs. Louisiana	2/27/22



33 HAGEN SMITH

SEASON HIGHS

Category	High	Opponent (Last)	Date
Innings	7.0	Southeastern	3/5/22
Longest Start	7.0	Southeastern	3/5/22
Shortest Start	2.1	vs. #6 Stanford	2/27/22
Longest Relief	--	--	--
Hits	6	vs. #6 Stanford	2/27/22
Runs	3	2x (Kentucky)	3/19/22
Earned Runs	3	2x (Kentucky)	3/19/22
Walks	3	3x (Kentucky)	3/19/22
Strikeouts	9	Southeastern	3/5/22

CAREER HIGHS

Category	High	Opponent (Last)	Date
Innings	7.0	Southeastern	3/5/22
Longest Start	7.0	Southeastern	3/5/22
Shortest Start	2.1	vs. #6 Stanford	2/27/22
Longest Relief	--	--	--
Hits	6	vs. #6 Stanford	2/27/22
Runs	3	2x (Kentucky)	3/19/22
Earned Runs	3	2x (Kentucky)	3/19/22
Walks	3	3x (Kentucky)	3/19/22
Strikeouts	9	Southeastern	3/5/22



35 VINCENT TRAPANI

SEASON HIGHS

Category	High	Opponent (Last)	Date
Innings	--	--	--
Longest Start	--	--	--
Shortest Start	--	--	--
Longest Relief	--	--	--
Hits	--	--	--
Runs	--	--	--
Earned Runs	--	--	--
Walks	--	--	--
Strikeouts	--	--	--

CAREER HIGHS

Category	High	Opponent (Last)	Date
Innings	--	--	--
Longest Start	--	--	--
Shortest Start	--	--	--
Longest Relief	--	--	--
Hits	--	--	--
Runs	--	--	--
Earned Runs	--	--	--
Walks	--	--	--
Strikeouts	--	--	--

**36 PEYTON PALLETTE****SEASON HIGHS**

Category	High	Opponent (Last)	Date
Innings	--	--	--
Longest Start	--	--	--
Shortest Start	--	--	--
Longest Relief	--	--	--
Hits	--	--	--
Runs	--	--	--
Earned Runs	--	--	--
Walks	--	--	--
Strikeouts	--	--	--

CAREER HIGHS

Category	High	Opponent (Last)	Date
Innings	6.0	Texas A&M	4/17/21
Longest Start	6.0	Texas A&M	4/17/21
Shortest Start	1.0	#22 Alabama	3/19/21
Longest Relief	4.1	Auburn	4/2/21
Hits	9	at #3 Ole Miss	4/10/21
Runs	7	at #3 Ole Miss	4/10/21
Earned Runs	7	at #3 Ole Miss	4/10/21
Walks	3	3x (at #11 South Carolina)	4/23/21
Strikeouts	10	Murray State	3/5/21

**38 MARK ADAMIAK****SEASON HIGHS**

Category	High	Opponent (Last)	Date
Innings	4.0	Grambling	3/15/22
Longest Start	4.0	Grambling	3/15/22
Shortest Start	--	--	--
Longest Relief	1.1	Illinois State	2/19/22
Hits	4	Omaha	3/2/22
Runs	1	2x (Grambling)	3/15/22
Earned Runs	1	2x (Grambling)	3/15/22
Walks	1	3x (Grambling)	3/15/22
Strikeouts	6	Grambling	3/15/22

CAREER HIGHS

Category	High	Opponent (Last)	Date
Innings	4.0	Grambling	3/15/22
Longest Start	4.0	Grambling	3/15/22
Shortest Start	--	--	--
Longest Relief	1.1	2x (Illinois State)	2/19/22
Hits	4	Omaha	3/2/22
Runs	2	Grand Canyon	3/6/20
Earned Runs	2	Grand Canyon	3/6/20
Walks	1	2x (UIC)	3/13/22
Strikeouts	6	Grambling	3/15/22

**37 JAKE FAHERTY****SEASON HIGHS**

Category	High	Opponent (Last)	Date
Innings	0.1	UIC	3/10/22
Longest Start	--	--	--
Shortest Start	--	UIC	3/10/22
Longest Relief	0.1	UIC	3/10/22
Hits	0	UIC	3/10/22
Runs	0	UIC	3/10/22
Earned Runs	0	UIC	3/10/22
Walks	1	UIC	3/10/22
Strikeouts	1	UIC	3/10/22

CAREER HIGHS

Category	High	Opponent (Last)	Date
Innings	0.1	UIC	3/10/22
Longest Start	--	--	--
Shortest Start	--	UIC	3/10/22
Longest Relief	0.1	UIC	3/10/22
Hits	0	UIC	3/10/22
Runs	0	UIC	3/10/22
Earned Runs	0	UIC	3/10/22
Walks	1	UIC	3/10/22
Strikeouts	1	UIC	3/10/22

**39 EVAN TAYLOR****SEASON HIGHS**

Category	High	Opponent (Last)	Date
Innings	2.0	Omaha	3/2/22
Longest Start	--	--	--
Shortest Start	--	--	--
Longest Relief	2.0	Omaha	3/2/22
Hits	3	at Mizzou	3/25/22
Runs	1	3x (at Mizzou)	3/25/22
Earned Runs	1	3x (at Mizzou)	3/25/22
Walks	2	UIC	3/10/22
Strikeouts	2	3x (at Mizzou)	3/25/22

CAREER HIGHS

Category	High	Opponent (Last)	Date
Innings	2.0	3x (Omaha)	3/2/22
Longest Start	--	--	--
Shortest Start	--	--	--
Longest Relief	2.0	3x (Omaha)	3/2/22
Hits	5	#22 Alabama	3/19/21
Runs	5	#22 Alabama	3/19/21
Earned Runs	5	#22 Alabama	3/19/21
Walks	2	5x (UIC)	3/10/21
Strikeouts	4	Western Illinois	3/13/19



41 WILL McENTIRE

SEASON HIGHS

Category	High	Opponent (Last)	Date
Innings	--	--	--
Longest Start	--	--	--
Shortest Start	--	--	--
Longest Relief	--	--	--
Hits	--	--	--
Runs	--	--	--
Earned Runs	--	--	--
Walks	--	--	--
Strikeouts	--	--	--

CAREER HIGHS

Category	High	Opponent (Last)	Date
Innings	6.0	Grand Canyon	3/10/20
Longest Start	6.0	Grand Canyon	3/10/20
Shortest Start	6.0	Grand Canyon	3/10/20
Longest Relief	2.0	South Alabama	3/7/20
Hits	7	Grand Canyon	3/10/20
Runs	1	Grand Canyon	3/10/20
Earned Runs	1	Grand Canyon	3/10/20
Walks	--	--	--
Strikeouts	4	South Alabama	3/7/20



46 TYLER CACCIATORI

SEASON HIGHS

Category	High	Opponent (Last)	Date
Innings	--	--	--
Longest Start	--	--	--
Shortest Start	--	--	--
Longest Relief	--	--	--
Hits	--	--	--
Runs	--	--	--
Earned Runs	--	--	--
Walks	--	--	--
Strikeouts	--	--	--

CAREER HIGHS

Category	High	Opponent (Last)	Date
Innings	--	--	--
Longest Start	--	--	--
Shortest Start	--	--	--
Longest Relief	--	--	--
Hits	--	--	--
Runs	--	--	--
Earned Runs	--	--	--
Walks	--	--	--
Strikeouts	--	--	--



43 MILLER PLEIMANN

SEASON HIGHS

Category	High	Opponent (Last)	Date
Innings	0.2	2x (UIC)	3/10/22
Longest Start	--	--	--
Shortest Start	--	--	--
Longest Relief	0.2	2x (UIC)	3/10/22
Hits	1	vs. #6 Stanford	2/27/22
Runs	0	2x (UIC)	3/10/22
Earned Runs	0	2x (UIC)	3/10/22
Walks	0	2x (UIC)	3/10/22
Strikeouts	1	2x (UIC)	3/10/22

CAREER HIGHS

Category	High	Opponent (Last)	Date
Innings	2.2	2x (Omaha)	3/26/19
Longest Start	2.2	Omaha	3/26/19
Shortest Start	--	--	--
Longest Relief	2.2	Rhode Island	3/16/19
Hits	4	Rhode Island	3/16/19
Runs	3	2x (UCF)	4/19/19
Earned Runs	3	UCF	4/19/19
Walks	3	2x (Memphis)	3/24/21
Strikeouts	3	2x (Memphis)	3/24/21



48 HESTON TOLE

SEASON HIGHS

Category	High	Opponent (Last)	Date
Innings	3.0	vs. #6 Stanford	2/27/22
Longest Start	--	--	--
Shortest Start	--	--	--
Longest Relief	3.0	vs. #6 Stanford	2/27/22
Hits	5	vs. #6 Stanford	2/27/22
Runs	1	4x (UIC)	3/10/22
Earned Runs	1	3x (UIC)	3/10/22
Walks	1	Illinois State	2/19/22
Strikeouts	4	Grambling	3/16/22

CAREER HIGHS

Category	High	Opponent (Last)	Date
Innings	3.0	vs. #6 Stanford	2/27/22
Longest Start	--	--	--
Shortest Start	--	--	--
Longest Relief	3.0	vs. #6 Stanford	2/27/22
Hits	5	vs. #6 Stanford	2/27/22
Runs	2	NJIT	6/4/21
Earned Runs	2	NJIT	6/4/21
Walks	1	3x (Illinois State)	2/19/22
Strikeouts	4	Grambling	3/16/22

**50 MATTHEW MAGRE****SEASON HIGHS**

Category	High	Opponent (Last)	Date
Innings	--	--	--
Longest Start	--	--	--
Shortest Start	--	--	--
Longest Relief	--	--	--
Hits	--	--	--
Runs	--	--	--
Earned Runs	--	--	--
Walks	--	--	--
Strikeouts	--	--	--

CAREER HIGHS

Category	High	Opponent (Last)	Date
Innings	0.2	SEMO	2/27/21
Longest Start	--	--	--
Shortest Start	--	--	--
Longest Relief	0.2	SEMO	2/27/21
Hits	0	SEMO	2/27/21
Runs	0	SEMO	2/27/21
Earned Runs	0	SEMO	2/27/21
Walks	1	SEMO	2/27/21
Strikeouts	1	SEMO	2/27/21

**58 EVAN GRAY****SEASON HIGHS**

Category	High	Opponent (Last)	Date
Innings	1.0	UIC	3/12/22
Longest Start	--	--	--
Shortest Start	--	--	--
Longest Relief	1.0	UIC	3/12/22
Hits	0	2x (UIC)	3/12/22
Runs	0	2x (UIC)	3/12/22
Earned Runs	0	2x (UIC)	3/12/22
Walks	1	UIC	3/12/22
Strikeouts	3	UIC	3/12/22

CAREER HIGHS

Category	High	Opponent (Last)	Date
Innings	1.0	6x (UIC)	3/12/22
Longest Start	--	--	--
Shortest Start	--	--	--
Longest Relief	1.0	6x (UIC)	3/12/22
Hits	2	Little Rock	4/6/21
Runs	2	Little Rock	4/6/21
Earned Runs	2	Oklahoma	3/16/21
Walks	1	3x (UIC)	3/12/22
Strikeouts	3	UIC	3/12/22

**55 GABRIEL STARKS****SEASON HIGHS**

Category	High	Opponent (Last)	Date
Innings	2.0	Grambling	3/15/22
Longest Start	--	--	--
Shortest Start	--	--	--
Longest Relief	2.0	Grambling	3/15/22
Hits	2	Omaha	3/2/22
Runs	1	Illinois State	2/18/22
Earned Runs	1	Omaha	3/2/22
Walks	2	Illinois State	2/18/22
Strikeouts	4	Grambling	3/15/22

CAREER HIGHS

Category	High	Opponent (Last)	Date
Innings	2.0	Grambling	3/15/22
Longest Start	--	--	--
Shortest Start	--	--	--
Longest Relief	2.0	Grambling	3/15/22
Hits	2	Omaha	3/2/22
Runs	3	UAPB	4/13/21
Earned Runs	3	UAPB	4/13/21
Walks	3	UAPB	4/13/21
Strikeouts	4	Grambling	3/15/22

**59 ISSAC BRACKEN****SEASON HIGHS**

Category	High	Opponent (Last)	Date
Innings	1.2	vs. #6 Stanford	2/27/22
Longest Start	--	--	--
Shortest Start	--	--	--
Longest Relief	1.2	vs. #6 Stanford	2/27/22
Hits	0	Southeastern	3/4/22
Runs	1	Southeastern	3/4/22
Earned Runs	1	Southeastern	3/4/22
Walks	1	2x (Southeastern)	3/4/22
Strikeouts	1	2x (Southeastern)	3/4/22

CAREER HIGHS

Category	High	Opponent (Last)	Date
Innings	9.0	California Baptist	4/28/19
Longest Start	9.0	California Baptist	4/28/19
Shortest Start	1.2	Sacramento State	3/26/17
Longest Relief	3.0	2x (at Air Force)	5/15/18
Hits	11	at UC Davis	3/16/18
Runs	8	Sacramento State	5/5/19
Earned Runs	7	2x (Sacramento State)	5/5/19
Walks	5	Sacramento State	5/5/19
Strikeouts	10	North Dakota State	3/1/19



88 ZEBULON VERMILLION

SEASON HIGHS

Category	High	Opponent (Last)	Date
Innings	3.0	Kentucky	3/19/22
Longest Start	--	--	--
Shortest Start	--	--	--
Longest Relief	3.0	Kentucky	3/19/22
Hits	3	at Mizzou	3/25/22
Runs	1	at Mizzou	3/25/22
Earned Runs	1	at Mizzou	3/25/22
Walks	2	Illinois State	2/18/22
Strikeouts	5	Kentucky	3/19/22

CAREER HIGHS

Category	High	Opponent (Last)	Date
Innings	8.0	2x (#22 Alabama)	3/20/21
Longest Start	8.0	2x (#22 Alabama)	3/20/21
Shortest Start	2.2	Auburn	4/2/21
Longest Relief	3.0	3x (South Alabama)	3/8/20
Hits	7	at #2 Mississippi State	3/27/21
Runs	4	at #2 Mississippi State	3/27/21
Earned Runs	4	at #2 Mississippi State	3/27/21
Walks	4	SEMO	2/26/21
Strikeouts	6	South Alabama	3/8/20

Record: 17-3 Home: 14-2 Away: 1-0 Neutral: 2-1 SEC: 4-0

Player	avg	gp-gs	ab	r	h	2b	3b	hr	rbi	tb	slg%	bb	hp	so	gdp	ob%	sf	sh	sb-att	po	a	e	fld%
12 Michael Turner	.371	20-19	70	17	26	6	1	4	23	46	.657	13	1	15	1	.460	3	0	0-0	184	19	0	1.000
18 Chris Lanzilli	.357	20-20	70	10	25	4	0	2	14	35	.500	13	3	16	2	.477	0	1	1-1	14	0	0	1.000
10 Peyton Stovall	.310	18-17	71	11	22	3	0	2	10	31	.437	9	1	13	1	.395	0	0	0-0	121	16	1	.993
7 Cayden Wallace	.304	20-20	79	24	24	3	1	3	20	38	.481	12	1	14	0	.385	4	0	5-6	6	27	4	.892
1 Robert Moore	.290	19-19	69	14	20	9	0	2	16	35	.507	14	4	14	1	.437	0	0	1-1	27	45	0	1.000
3 Zack Gregory	.280	17-17	50	21	14	5	0	1	5	22	.440	13	5	18	0	.471	0	0	3-3	27	1	1	.966
2 Jalen Battles	.264	19-19	72	15	19	3	0	3	10	31	.431	7	0	16	1	.325	1	0	0-0	32	57	1	.989
24 Braydon Webb	.205	16-12	44	12	9	0	0	4	10	21	.477	9	1	14	1	.352	0	0	1-1	19	0	0	1.000
17 Brady Slavens	.194	19-18	72	8	14	3	0	3	15	26	.361	7	1	23	2	.268	2	0	0-0	15	0	1	.938

9 Drake Varnado	.333	6-1	6	3	2	1	0	0	1	3	.500	1	0	3	0	.429	0	0	1-1	0	1	0	1.000
44 Max Soliz Jr.	.333	2-1	6	1	2	1	0	0	1	3	.500	0	0	2	0	.333	0	0	0-0	0	0	0	.000
8 Jace Bohrofen	.214	7-7	28	3	6	2	1	0	5	10	.357	2	1	8	0	.290	0	0	0-1	7	0	0	1.000
5 Kendall Diggs	.143	7-4	14	2	2	0	0	0	2	2	.143	6	0	4	0	.400	0	0	0-0	11	1	0	1.000
15 Dylan Leach	.059	8-6	17	3	1	1	0	0	2	2	.118	2	1	6	0	.200	0	0	2-2	57	9	1	.985
Totals	.278	20	668	144	186	41	3	24	134	305	.457	108	19	166	9	.389	10	1	14-16	531	200	10	.987
Opponents	.218	20	637	62	139	24	1	10	57	195	.306	75	28	218	15	.327	0	5	26-39	494	149	33	.951

LOB - Team (168), Opp (152). DPs turned - Team (18), Opp (11). IBB - Team (4), Turner 2, Moore 2. Picked off - Gregory 1.

(All games Sorted by Earned run avg)

Player	era	w-l	app	gs	cg	sho	sv	ip	h	r	er	bb	so	2b	3b	hr	b/avg	wp	hp	bks	sfa	sha
33 Hagen Smith	3.08	4-1	5	5	0	0/0	0	26.1	22	9	9	12	32	0	0	4	.237	1	2	0	0	1
22 Jaxon Wiggins	3.38	3-0	5	5	0	0/0	0	26.2	15	10	10	16	29	4	0	1	.161	6	3	1	0	2
13 Connor Noland	3.41	3-1	6	6	0	0/0	0	34.1	34	13	13	9	47	6	1	0	.262	2	5	1	0	2

32 Zack Morris	0.00	1-0	3	0	0	0/0	0	3.2	3	0	0	2	3	0	0	0	.214	0	1	0	0	0
58 Evan Gray	0.00	0-0	2	0	0	0/0	0	1.1	0	0	0	1	3	0	0	0	.000	0	0	0	0	0
43 Miller Pleimann	0.00	0-0	2	0	0	0/0	0	1.1	1	0	0	0	2	0	0	0	.200	1	0	0	0	0
27 Nick Moten	0.00	0-0	1	0	0	0/0	0	1.0	0	0	0	1	1	0	0	0	.000	1	1	1	0	0
37 Jake Faherty	0.00	0-0	1	0	0	0/0	0	0.1	0	0	0	1	1	0	0	0	.000	0	1	0	0	0
88 Zebulon Vermillion	0.93	2-0	7	0	0	0/0	1	9.2	3	1	1	6	14	0	0	0	.094	0	1	0	0	0
25 Brady Tygart	1.86	1-0	6	0	0	0/0	3	9.2	10	2	2	2	13	0	0	0	.278	0	2	0	0	0
38 Mark Adamiak	2.08	2-0	4	2	0	0/0	0	8.2	9	2	2	3	8	3	0	0	.265	0	0	0	0	0
55 Gabriel Starks	2.45	0-0	3	0	0	0/0	0	3.2	2	1	1	2	6	0	0	0	.182	1	1	0	0	0
20 Elijah Trest	2.70	0-0	3	0	0	0/0	0	3.1	1	1	1	1	4	1	0	0	.091	0	1	0	0	0
39 Evan Taylor	3.00	1-0	8	0	0	0/0	0	9.0	5	3	3	2	11	1	0	1	.161	0	2	0	0	0
48 Heston Tole	3.24	0-0	5	0	0	0/0	1	8.1	13	4	3	1	11	3	0	0	.361	2	0	0	0	0
34 Nick Griffin	3.38	0-0	3	0	0	0/0	0	2.2	1	1	1	7	3	0	0	0	.167	1	2	0	0	0
29 Austin Ledbetter	4.50	0-0	3	2	0	0/0	0	8.0	7	4	4	1	9	1	0	2	.241	1	2	0	0	0
59 Issac Bracken	4.50	0-0	2	0	0	0/0	0	2.0	0	1	1	2	2	0	0	0	.000	0	2	0	0	0
28 Kole Ramage	4.76	0-1	9	0	0	0/0	3	17.0	13	10	9	6	19	5	0	2	.203	1	2	0	0	0
Totals	3.05	17-3	20	20	0	0/0	8	177.0	139	62	60	75	218	24	1	10	.218	17	28	3	0	5
Opponents	6.56	3-17	20	20	0	1/1	2	164.2	186	144	120	108	166	41	3	24	.278	16	19	4	10	1

PB - Team (6), Turner 4, Leach 2, Opp (5). Pickoffs - Team (4), Taylor 1, Smith 1, Wiggins 1, Noland 1, Opp (1). SBA/ATT - Turner (17-24), Leach (9-13), Noland (5-7), Wiggins (6-7), Tole (4-6), Ledbetter (3-5), Smith (2-3), Griffin (0-2), Vermillion (2-2), Ramage (2-2), Taylor (1-1), Adamiak (0-1), Tygart (0-1), Trest (0-1), Pleimann (1-1).



||| GAMES SUMMARY

Score by innings	1	2	3	4	5	6	7	8	9	Total
Arkansas	11	10	18	17	19	18	14	34	3	144
Opponents	6	10	5	8	3	13	7	3	7	62

Record when ...

Overall	17-3	After 6 leading	13-0
Conference	4-0 trailing	3-2
Non-Conference	13-3 tied	1-1
Home games	14-2	After 7 leading	13-0
Away games	1-0 trailing	3-3
Neutral site	2-1 tied	1-0
Day games	12-3	After 8 leading	14-0
Night games	5-0 trailing	0-3
vs Left starter	5-1 tied	0-0
vs Right starter	12-2		
1-Run games	1-1	Hit 0 home runs	5-2
2-Run games	6-0	... 1 home run	6-0
5+Run games	7-1	... 2+ home runs	6-1
Extra innings	0-0		
Shutouts	0-1	Opponent 0 home runs	9-2
	 1 home run	7-1
Scoring 0-2 runs	0-2 2+ HRs	1-0
..... 3-5 runs	6-1		
..... 6-9 runs	4-0	Made 0 errors	10-2
..... 10+ runs	7-0 1 error	6-0
	 2+ errors	1-1
Opponent 0-2 runs	9-0		
..... 3-5 runs	7-2	Opp. made 0 errors	1-1
..... 6-9 runs	1-1 1 error	10-2
..... 10+ runs	0-0 2+ errors	6-0
Scored in 1st inning	7-0	Out-hit opponent	13-0
Opp. scored in 1st	4-1	Out-hit by opponent	3-3
Scores first	13-1	Hits are tied	1-0
Opp. scores first	4-2		

Record when team scores:

Runs	0	1	2	3	4	5	6	7	8	9	10+
W-L	0-1	0-0	0-1	1-1	2-0	3-0	2-0	1-0	0-0	1-0	7-0

Record when opponent scores:

Runs	0	1	2	3	4	5	6	7	8	9	10+
W-L	0-0	5-0	4-0	3-1	3-0	1-1	0-0	0-1	1-0	0-0	0-0

Record when leading after:

Inn.	1	2	3	4	5	6	7	8
W-L	7-0	8-0	12-1	13-1	14-1	13-0	13-0	14-0

Record when trailing after:

Inn.	1	2	3	4	5	6	7	8
W-L	3-1	3-2	3-2	3-2	3-1	3-2	3-3	0-3

Record when tied after:

Inn.	1	2	3	4	5	6	7	8
W-L	7-2	6-1	2-0	1-0	0-1	1-1	1-0	0-0

Current winning streak: 12

Longest winning streak: 12

Longest losing streak: 1

Home attendance : 162648 (16 dates avg = 10165)

Away attendance : 8315 (4 dates avg = 2078)

Total attendance: 170963 (20 dates avg = 8548)

Multiple Hit Games	2	3	4	5+	Total
18 Chris Lanzilli	6	1	-	-	7
1 Robert Moore	5	2	-	-	7
12 Michael Turner	5	1	1	-	7
2 Jalen Battles	6	-	-	-	6
10 Peyton Stovall	4	2	-	-	6
7 Cayden Wallace	1	3	1	-	5
17 Brady Slavens	2	1	-	-	3
24 Braydon Webb	3	-	-	-	3
3 Zack Gregory	2	-	-	-	2
8 Jace Bohrofen	1	1	-	-	2
9 Drake Varnado	1	-	-	-	1
TEAM	36	11	2	0	49

Multiple RBI Games	2	3	4	5+	Total
12 Michael Turner	1	5	-	-	6
1 Robert Moore	2	3	-	-	5
18 Chris Lanzilli	1	3	-	-	4
17 Brady Slavens	2	2	-	-	4
7 Cayden Wallace	1	1	1	1	4
10 Peyton Stovall	4	-	-	-	4
24 Braydon Webb	2	-	1	-	3
2 Jalen Battles	1	1	-	-	2
5 Kendall Diggs	1	-	-	-	1
3 Zack Gregory	1	-	-	-	1
8 Jace Bohrofen	-	-	-	1	1
TEAM	16	15	2	2	35

Hitting Streaks	Longest	Current
18 Chris Lanzilli	12	1
10 Peyton Stovall	11	1
12 Michael Turner	7	4
24 Braydon Webb	6	6
3 Zack Gregory	5	-
7 Cayden Wallace	5	1
17 Brady Slavens	4	-
2 Jalen Battles	3	3
1 Robert Moore	3	1
8 Jace Bohrofen	3	3
44 Max Soliz Jr.	2	2
5 Kendall Diggs	2	-
9 Drake Varnado	1	1
15 Dylan Leach	1	1

Reached Base Streaks	Longest	Current
18 Chris Lanzilli	20	20
3 Zack Gregory	17	17
10 Peyton Stovall	13	13
12 Michael Turner	12	12
7 Cayden Wallace	11	1
2 Jalen Battles	10	3
1 Robert Moore	10	10
24 Braydon Webb	7	7
8 Jace Bohrofen	4	4
5 Kendall Diggs	4	-
17 Brady Slavens	4	-
44 Max Soliz Jr.	2	2
15 Dylan Leach	2	2
9 Drake Varnado	1	1



Starting Lineup By Position (Team W-L record when starter)

PITCHER:

13 Connor Noland	6	(4-2)
22 Jaxon Wiggins	5	(5-0)
33 Hagen Smith	5	(4-1)
38 Mark Adamiak	2	(2-0)
29 Austin Ledbetter	2	(2-0)

CATCHER:

12 Michael Turner	14	(11-3)
15 Dylan Leach	6	(6-0)

FIRST BASE:

10 Peyton Stovall	15	(12-3)
12 Michael Turner	4	(4-0)
5 Kendall Diggs	1	(1-0)

SECOND BASE:

1 Robert Moore	18	(15-3)
10 Peyton Stovall	2	(2-0)

THIRD BASE:

7 Cayden Wallace	20	(17-3)
------------------	----	--------

SHORTSTOP:

2 Jalen Battles	19	(16-3)
1 Robert Moore	1	(1-0)

LEFT FIELD:

3 Zack Gregory	8	(7-1)
8 Jace Bohrofen	7	(5-2)
18 Chris Lanzilli	4	(4-0)
9 Drake Varnado	1	(1-0)

CENTER FIELD:

24 Braydon Webb	12	(11-1)
3 Zack Gregory	8	(6-2)

RIGHT FIELD:

17 Brady Slavens	10	(7-3)
18 Chris Lanzilli	9	(9-0)
3 Zack Gregory	1	(1-0)

DESIGNATED HITTER:

17 Brady Slavens	8	(8-0)
18 Chris Lanzilli	7	(4-3)
5 Kendall Diggs	3	(3-0)
12 Michael Turner	1	(1-0)
44 Max Soliz Jr.	1	(1-0)

Starting Lineup By Lineup Spot (Team W-L record when starter)

LEADOFF:

7 Cayden Wallace	10	(10-0)
10 Peyton Stovall	7	(4-3)
3 Zack Gregory	3	(3-0)

2ND SPOT:

7 Cayden Wallace	10	(7-3)
10 Peyton Stovall	6	(6-0)
1 Robert Moore	4	(4-0)

3RD SPOT:

12 Michael Turner	12	(12-0)
1 Robert Moore	6	(4-2)
8 Jace Bohrofen	2	(1-1)

CLEANUP:

18 Chris Lanzilli	12	(10-2)
1 Robert Moore	4	(3-1)
24 Braydon Webb	1	(1-0)
17 Brady Slavens	1	(1-0)
12 Michael Turner	1	(1-0)
8 Jace Bohrofen	1	(1-0)

5TH SPOT:

17 Brady Slavens	6	(5-1)
1 Robert Moore	5	(5-0)
18 Chris Lanzilli	4	(4-0)
12 Michael Turner	2	(0-2)
8 Jace Bohrofen	2	(2-0)
24 Braydon Webb	1	(1-0)

6TH SPOT:

17 Brady Slavens	9	(8-1)
2 Jalen Battles	3	(3-0)
5 Kendall Diggs	2	(2-0)
24 Braydon Webb	2	(1-1)
18 Chris Lanzilli	2	(2-0)
8 Jace Bohrofen	1	(1-0)
12 Michael Turner	1	(0-1)

7TH SPOT:

2 Jalen Battles	10	(8-2)
10 Peyton Stovall	3	(3-0)
17 Brady Slavens	2	(1-1)
5 Kendall Diggs	1	(1-0)
24 Braydon Webb	1	(1-0)
12 Michael Turner	1	(1-0)
18 Chris Lanzilli	1	(1-0)
3 Zack Gregory	1	(1-0)

8TH SPOT:

24 Braydon Webb	7	(7-0)
2 Jalen Battles	5	(4-1)
12 Michael Turner	2	(2-0)
3 Zack Gregory	1	(1-0)
8 Jace Bohrofen	1	(0-1)
44 Max Soliz Jr.	1	(1-0)
15 Dylan Leach	1	(1-0)
18 Chris Lanzilli	1	(0-1)
5 Kendall Diggs	1	(1-0)

9TH SPOT:

3 Zack Gregory	12	(9-3)
15 Dylan Leach	5	(5-0)
2 Jalen Battles	1	(1-0)
10 Peyton Stovall	1	(1-0)
9 Drake Varnado	1	(1-0)

STARTERS SUMMARY

Player	GS	Position											Batting Order								
		p	c	1b	2b	3b	ss	lf	cf	rf	of	dh	1st	2nd	3rd	4th	5th	6th	7th	8th	9th
7 Cayden Wallace	20	20	10	10
18 Chris Lanzilli	20	4	.	9	.	7	.	.	.	12	4	2	1	1	.
1 Robert Moore	19	.	.	.	18	.	1	4	6	4	5
2 Jalen Battles	19	19	3	10	5	1
12 Michael Turner	19	.	14	4	1	.	.	12	1	2	1	1	2	.
17 Brady Slavens	18	10	.	8	.	.	.	1	6	9	2	.	.
10 Peyton Stovall	17	.	.	15	2	7	6	3	.	1
3 Zack Gregory	17	8	8	1	.	.	3	1	1	12
24 Braydon Webb	12	12	1	1	2	1	7	.
8 Jace Bohrofen	7	7	2	1	2	1	.	1	.
15 Dylan Leach	6	.	6	1	5
13 Connor Noland	6	6
22 Jaxon Wiggins	5	5
33 Hagen Smith	5	5
5 Kendall Diggs	4	.	.	1	3	2	1	1	.
38 Mark Adamiak	2	2
29 Austin Ledbett	2	2
44 Max Soliz Jr.	1	1	1	.
9 Drake Varnado	1	1	1



III INDIVIDUAL GAME-BY-GAME

#38 Mark Adamiak - 2 games (All games)

Date	Opponent	Pos	AB	R	H	RBI	2B	3B	HR	BB	SB	CS	HBP	SAC	SF	GDP	K	PO	A	E	Avg
Mar 02	OMAHA	*p	0	0	0	0	0	0	0	0	0	0	0	0	0	0	0	0	1	0	.000
Mar 15	GRAMBLING	*p	0	0	0	0	0	0	0	0	0	0	0	0	0	0	0	1	0	0	.000
Totals		2gs	0	0	0	0	0	0	0	0	0	0	0	0	0	0	0	1	1	0	.000

On base pct. .000 • Slugging pct. .000

#38 Mark Adamiak - 4 appearances (All games)

Date	Opponent	GS	IP	H	R	ER	BB	SO	2B	3B	HR	WP	BK	HBP	IBB	Score	W-L	Sv	ERA	NP
Feb 19	ILLINOIS STATE		1.1	3	0	0	1	2	2	0	0	0	0	0	0	5-1	0-0	0	0.00	32
Mar 02	OMAHA	*	2.2	4	1	1	0	0	0	0	0	0	0	0	0	15-3	0-0	0	2.25	53
Mar 13	UIC		0.2	0	0	0	1	0	0	0	0	0	0	0	0	10-8	1-0	0	1.93	12
Mar 15	GRAMBLING	*	4.0	2	1	1	1	6	1	0	0	0	0	0	0	14-1	2-0	0	2.08	63
Totals		2	8.2	9	2	2	3	8	3	0	0	0	0	0	0	44-13	2-0	0	2.08	-

#2 Jalen Battles - 19 games (All games)

Date	Opponent	Pos	AB	R	H	RBI	2B	3B	HR	BB	SB	CS	HBP	SAC	SF	GDP	K	PO	A	E	Avg
Feb 18	ILLINOIS STATE	*ss	4	1	1	1	0	0	1	0	0	0	0	0	0	0	2	2	2	0	.250
Feb 19	ILLINOIS STATE	*ss	3	1	1	0	0	0	0	1	0	0	0	0	0	0	0	3	4	0	.286
Feb 20	ILLINOIS STATE	*ss	4	0	2	1	1	0	0	0	0	0	0	0	0	0	1	1	6	0	.364
Feb 25	vs Indiana	*ss	3	1	0	0	0	0	0	1	0	0	0	0	0	0	1	1	2	0	.286
Feb 27	vs Stanford	*ss	4	0	0	0	0	0	0	0	0	0	0	0	0	0	2	5	4	0	.222
Feb 27	vs Louisiana	*ss	4	1	1	3	0	0	1	0	0	0	0	0	0	0	1	2	5	1	.227
Mar 02	OMAHA	*ss	4	2	2	0	0	0	0	1	0	0	0	0	0	0	1	0	1	0	.269
Mar 04	SOUTHEASTERN	*ss	4	1	1	0	0	0	0	0	0	0	0	0	0	0	1	2	3	0	.267
Mar 05	SOUTHEASTERN-	*ss	3	0	0	0	0	0	0	1	0	0	0	0	0	0	2	2	1	0	.242
Mar 05	SOUTHEASTERN-	*ss	4	1	1	0	1	0	0	0	0	0	0	0	0	0	0	1	7	0	.243
Mar 10	UIC-1	*ss	4	2	2	2	0	0	1	0	0	0	0	0	0	0	0	0	5	0	.268
Mar 10	UIC-2	*ss	3	1	0	0	0	0	0	1	0	0	0	0	0	0	0	7	3	0	.250
Mar 12	UIC	*ss	5	0	1	0	1	0	0	0	0	0	0	0	0	1	0	1	1	0	.245
Mar 13	UIC	*ss	4	0	2	0	0	0	0	0	0	0	0	0	0	0	0	0	1	0	.264
Mar 15	GRAMBLING	*ss	3	2	0	0	0	0	0	2	0	0	0	0	0	0	0	1	0	0	.250
Mar 18	KENTUCKY	*ss	3	0	0	1	0	0	0	0	0	0	0	0	1	0	1	2	4	0	.237
Mar 19	KENTUCKY	*ss	4	0	1	1	0	0	0	0	0	0	0	0	0	0	1	1	5	0	.238
Mar 20	KENTUCKY	*ss	4	1	2	1	0	0	0	0	0	0	0	0	0	0	0	0	1	0	.254
Mar 25	at Mizzou	*ss	5	1	2	0	0	0	0	0	0	0	0	0	0	0	3	1	2	0	.264
Totals		19gs	72	15	19	10	3	0	3	7	0	0	0	0	1	1	16	32	57	1	.264

On base pct. .325 • Slugging pct. .431

#8 Jace Bohrofen - 7 games (All games)

Date	Opponent	Pos	AB	R	H	RBI	2B	3B	HR	BB	SB	CS	HBP	SAC	SF	GDP	K	PO	A	E	Avg
Feb 18	ILLINOIS STATE	*of	3	0	0	0	0	0	0	0	0	0	1	0	0	0	1	0	0	0	.000
Feb 19	ILLINOIS STATE	*of	4	0	0	0	0	0	0	0	0	0	0	0	0	0	1	1	0	0	.000
Feb 25	vs Indiana	*of	5	0	0	0	0	0	0	0	0	0	0	0	0	0	2	0	0	0	.000
Feb 27	vs Louisiana	*of	4	1	0	0	0	0	0	1	0	0	0	0	0	0	2	1	0	0	.000
Mar 04	SOUTHEASTERN	*of	3	1	2	0	2	0	0	1	0	0	0	0	0	0	0	0	0	0	.105
Mar 05	SOUTHEASTERN-	*of	4	0	1	0	0	0	0	0	0	0	0	0	0	0	1	5	0	0	.130
Mar 05	SOUTHEASTERN-	*of	5	1	3	5	0	1	0	0	0	1	0	0	0	0	1	0	0	0	.214
Totals		7gs	28	3	6	5	2	1	0	2	0	1	1	0	0	0	8	7	0	0	.214

On base pct. .290 • Slugging pct. .357

#59 Issac Bracken - 2 appearances (All games)

Date	Opponent	GS	IP	H	R	ER	BB	SO	2B	3B	HR	WP	BK	HBP	IBB	Score	W-L	Sv	ERA	NP
Feb 27	vs Stanford		1.2	0	0	0	1	1	0	0	0	0	0	1	0	0-5	0-0	0	0.00	28
Mar 04	SOUTHEASTERN		0.1	0	1	1	1	1	0	0	0	0	0	1	0	3-7	0-0	0	4.50	16
Totals		0	2.0	0	1	1	2	2	0	0	0	0	0	2	0	3-12	0-0	0	4.50	-

#5 Kendall Diggs - 7 games (All games)

Date	Opponent	Pos	AB	R	H	RBI	2B	3B	HR	BB	SB	CS	HBP	SAC	SF	GDP	K	PO	A	E	Avg
Feb 27	vs Louisiana	*dh	4	0	1	0	0	0	0	0	0	0	0	0	0	0	2	0	0	0	.250
Mar 02	OMAHA	1b	0	0	0	0	0	0	0	1	0	0	0	0	0	0	0	2	0	0	.250
Mar 05	SOUTHEASTERN-	*dh	3	0	1	2	0	0	0	1	0	0	0	0	0	0	1	0	0	0	.286
Mar 10	UIC-2	*dh	2	0	0	0	0	0	0	2	0	0	0	0	0	0	0	0	0	0	.222
Mar 13	UIC	ph	1	0	0	0	0	0	0	0	0	0	0	0	0	0	0	0	0	0	.200
Mar 15	GRAMBLING	*1b	3	2	0	0	0	0	0	2	0	0	0	0	0	0	0	8	1	0	.154
Mar 16	GRAMBLING	1b	1	0	0	0	0	0	0	0	0	0	0	0	0	0	1	1	0	0	.143
Totals		4gs	14	2	2	2	0	0	0	6	0	0	0	0	0	0	4	11	1	0	.143

On base pct. .400 • Slugging pct. .143

#37 Jake Faherty - 1 appearance (All games)

Date	Opponent	GS	IP	H	R	ER	BB	SO	2B	3B	HR	WP	BK	HBP	IBB	Score	W-L	Sv	ERA	NP
Mar 10	UIC-1		0.1	0	0	0	1	1	0	0	0	0	0	1	0	12-4	0-0	0	0.00	17
Totals		0	0.1	0	0	0	1	1	0	0	0	0	0	1	0	12-4	0-0	0	0.00	-

#58 Evan Gray - 2 appearances (All games)

Date	Opponent	GS	IP	H	R	ER	BB	SO	2B	3B	HR	WP	BK	HBP	IBB	Score	W-L	Sv	ERA	NP
Mar 04	SOUTHEASTERN		0.1	0	0	0	0	0	0	0	0	0	0	0	0	3-7	0-0	0	0.00	5
Mar 12	UIC		1.0	0	0	0	1	3	0	0	0	0	0	0	0	10-1	0-0	0	0.00	19
Totals		0	1.1	0	0	0	1	3	0	0	0	0	0	0	0	13-8	0-0	0	0.00	-

#3 Zack Gregory - 17 games (All games)

Date	Opponent	Pos	AB	R	H	RBI	2B	3B	HR	BB	SB	CS	HBP	SAC	SF	GDP	K	PO	A	E	Avg
Feb 18	ILLINOIS STATE	*of	3	1	1	1	0	0	1	0	0	0	0	0	0	0	0	1	1	0	.333
Feb 20	ILLINOIS STATE	*of	3	1	1	1	0	0	0	1	0	0	0	0	0	0	1	1	0	0	.333
Feb 25	vs Indiana	*of	3	1	0	0	0	0	0	0	0	0	1	0	0	0	1	1	0	0	.222
Feb 27	vs Stanford	*of	2	0	1	0	0	0	0	1	0	0	0	0	0	0	1	3	0	0	.273
Feb 27	vs Louisiana	*of/of	4	2	1	0	1	0	0	1	1	0	0	0	0	0	1	3	0	0	.267
Mar 02	OMAHA	*of	4	3	2	0	1	0	0	1	0	0	0	0	0	0	0	2	0	0	.316
Mar 04	SOUTHEASTERN	*of	3	1	1	0	1	0	0	1	0	0	0	0	0	0	1	3	0	0	.318
Mar 05	SOUTHEASTERN-	*of/of	3	1	0	0	0	0	0	1	0	0	0	0	0	0	1	1	0	0	.280
Mar 05	SOUTHEASTERN-	*of/of	3	1	0	0	0	0	0	1	0	0	1	0	0	0	1	1	0	0	.250
Mar 10	UIC-1	*of	3	2	1	0	0	0	0	1	0	0	0	0	0	0	1	0	0	0	.258
Mar 10	UIC-2	*of/of	2	2	1	1	1	0	0	2	0	0	0	0	0	0	0	0	0	0	.273
Mar 12	UIC	*of	4	1	1	0	0	0	0	0	0	0	0	0	0	0	2	2	0	0	.270
Mar 13	UIC	*of/of	3	3	2	0	0	0	0	1	0	0	0	0	0	0	1	4	0	1	.300
Mar 18	KENTUCKY	*of	3	0	1	2	1	0	0	1	1	0	0	0	0	0	2	0	0	0	.302
Mar 19	KENTUCKY	*of	3	1	0	0	0	0	0	1	0	0	0	0	0	0	2	0	0	0	.283
Mar 20	KENTUCKY	*of	2	0	1	0	0	0	0	0	1	0	1	0	0	0	1	5	0	0	.292
Mar 25	at Mizzou	*of	2	1	0	0	0	0	0	0	0	0	2	0	0	0	2	0	0	0	.280
Totals		17gs	50	21	14	5	5	0	1	13	3	0	5	0	0	0	18	27	1	1	.280

On base pct. .471 • Slugging pct. .440

#34 Nick Griffin - 2 games (All games)

Date	Opponent	Pos	AB	R	H	RBI	2B	3B	HR	BB	SB	CS	HBP	SAC	SF	GDP	K	PO	A	E	Avg
Mar 10	UIC-2	p	0	0	0	0	0	0	0	0	0	0	0	0	0	0	0	0	2	0	.000
Mar 16	GRAMBLING	p	0	0	0	0	0	0	0	0	0	0	0	0	0	0	0	0	1	0	.000
Totals		0gs	0	0	0	0	0	0	0	0	0	0	0	0	0	0	0	0	3	0	.000

On base pct. .000 • Slugging pct. .000



III INDIVIDUAL GAME-BY-GAME

#34 Nick Griffin - 3 appearances (All games)

Date	Opponent	GS	IP	H	R	ER	BB	SO	2B	3B	HR	WP	BK	HBP	IBB	Score	W-L	Sv	ERA	NP
Feb 27	vs Louisiana		1.0	0	1	1	3	2	0	0	0	1	0	1	0	6-4	0-0	0	9.00	26
Mar 10	UIC-2		0.2	0	0	0	2	0	0	0	0	0	0	1	0	5-4	0-0	0	5.40	20
Mar 16	GRAMBLING		1.0	1	0	0	2	1	0	0	0	0	0	0	0	13-3	0-0	0	3.38	21
Totals		0	2.2	1	1	1	7	3	0	0	0	1	0	2	0	24-11	0-0	0	3.38	-

#18 Chris Lanzilli - 20 games (All games)

Date	Opponent	Pos	AB	R	H	RBI	2B	3B	HR	BB	SB	CS	HBP	SAC	SF	GDP	K	PO	A	E	Avg
Feb 18	ILLINOIS STATE	*dh	3	0	1	0	0	0	0	1	0	0	0	0	0	0	1	0	0	0	.333
Feb 19	ILLINOIS STATE	*dh	3	0	1	0	1	0	0	0	0	0	1	0	0	0	0	0	0	0	.333
Feb 20	ILLINOIS STATE	*of	4	0	1	1	0	0	0	0	0	0	0	0	0	0	1	1	0	0	.300
Feb 25	vs Indiana	*dh	4	0	0	0	0	0	0	1	0	0	0	0	0	0	0	0	0	0	.214
Feb 27	vs Stanford	*dh	3	0	1	0	0	0	0	1	0	0	0	0	0	0	1	0	0	0	.235
Feb 27	vs Louisiana	*of	3	0	0	0	0	0	0	1	0	0	0	0	0	0	2	3	0	0	.200
Mar 02	OMAHA	*dh	4	1	2	3	1	0	0	0	0	0	0	0	0	1	0	0	0	0	.250
Mar 04	SOUTHEASTERN	*dh	3	0	2	0	0	0	0	1	0	0	0	0	0	0	0	0	0	0	.296
Mar 05	SOUTHEASTERN-	*of	3	1	1	0	0	0	0	0	0	0	1	0	0	0	2	0	0	0	.300
Mar 05	SOUTHEASTERN-	*of	3	0	1	1	1	0	0	0	0	0	0	0	0	0	1	0	0	0	.303
Mar 10	UIC-1	*of	3	0	2	1	0	0	0	0	0	0	0	1	0	0	0	0	0	0	.333
Mar 10	UIC-2	*of/of	2	1	1	0	1	0	0	1	0	0	1	0	0	0	0	0	0	0	.342
Mar 12	UIC	*of	3	1	1	3	0	0	1	2	0	0	0	0	0	0	0	2	0	0	.341
Mar 13	UIC	*of/of	5	1	2	2	0	0	1	0	0	0	0	0	0	0	2	1	0	0	.348
Mar 15	GRAMBLING	*of	4	1	2	0	0	0	0	1	0	0	0	0	0	0	1	0	0	0	.360
Mar 16	GRAMBLING	*dh	6	1	3	3	0	0	0	0	0	0	0	0	0	0	2	0	0	0	.375
Mar 18	KENTUCKY	*of	4	1	2	0	0	0	0	0	0	0	0	0	0	0	1	1	0	0	.383
Mar 19	KENTUCKY	*of	3	2	1	0	0	0	0	2	0	0	0	0	0	0	0	2	0	0	.381
Mar 20	KENTUCKY	*of	3	0	0	0	0	0	0	1	0	0	0	0	0	0	1	3	0	0	.364
Mar 25	at Mizzou	*of	4	0	1	0	0	0	0	1	1	0	0	0	0	1	1	1	0	0	.357
Totals		20gs	70	10	25	14	4	0	2	13	1	0	3	1	0	2	16	14	0	0	.357

On base pct. .477 • Slugging pct. .500

#15 Dylan Leach - 8 games (All games)

Date	Opponent	Pos	AB	R	H	RBI	2B	3B	HR	BB	SB	CS	HBP	SAC	SF	GDP	K	PO	A	E	Avg
Feb 20	ILLINOIS STATE	*c	3	0	0	0	0	0	0	0	0	0	0	0	0	0	2	9	0	1	.000
Feb 27	vs Louisiana	*c	3	1	0	0	0	0	0	1	0	0	0	0	0	0	1	8	0	0	.000
Mar 02	OMAHA	c	1	0	0	0	0	0	0	0	0	0	0	0	0	0	0	5	2	0	.000
Mar 05	SOUTHEASTERN-	*c	2	0	0	0	0	0	0	0	0	0	0	0	0	0	0	7	2	0	.000
Mar 10	UIC-2	*c	1	0	0	0	0	0	0	0	0	0	0	0	0	0	1	4	1	0	.000
Mar 12	UIC	c	0	0	0	0	0	0	0	0	0	0	0	0	0	0	0	3	0	0	.000
Mar 15	GRAMBLING	*c	2	1	0	1	0	0	0	1	1	0	1	0	0	0	1	12	2	0	.000
Mar 16	GRAMBLING	*c	5	1	1	1	1	0	0	0	1	0	0	0	0	0	1	9	2	0	.059
Totals		6gs	17	3	1	2	1	0	0	2	2	0	1	0	0	0	6	57	9	1	.059

On base pct. .200 • Slugging pct. .118

#29 Austin Ledbetter - 2 games (All games)

Date	Opponent	Pos	AB	R	H	RBI	2B	3B	HR	BB	SB	CS	HBP	SAC	SF	GDP	K	PO	A	E	Avg
Mar 10	UIC-2	*p	0	0	0	0	0	0	0	0	0	0	0	0	0	0	0	1	0	0	.000
Mar 16	GRAMBLING	*p	0	0	0	0	0	0	0	0	0	0	0	0	0	0	0	0	1	0	.000
Totals		2gs	0	0	0	0	0	0	0	0	0	0	0	0	0	0	0	1	1	0	.000

On base pct. .000 • Slugging pct. .000

#29 Austin Ledbetter - 3 appearances (All games)

Date	Opponent	GS	IP	H	R	ER	BB	SO	2B	3B	HR	WP	BK	HBP	IBB	Score	W-L	Sv	ERA	NP
Mar 04	SOUTHEASTERN		2.2	0	0	0	0	5	0	0	0	0	0	2	0	3-7	0-0	0	0.00	42
Mar 10	UIC-2	*	3.0	2	1	1	1	3	0	0	0	0	0	0	0	5-4	0-0	0	1.59	44
Mar 16	GRAMBLING	*	2.1	5	3	3	0	1	1	0	2	1	0	0	0	13-3	0-0	0	4.50	43
Totals		2	8.0	7	4	4	1	9	1	0	2	1	0	2	0	21-14	0-0	0	4.50	

#1 Robert Moore - 19 games (All games)

Date	Opponent	Pos	AB	R	H	RBI	2B	3B	HR	BB	SB	CS	HBP	SAC	SF	GDP	K	PO	A	E	Avg
Feb 18	ILLINOIS STATE	*2b	3	0	0	0	0	0	0	1	0	0	0	0	0	0	1	2	5	0	.000
Feb 19	ILLINOIS STATE	*2b	4	1	2	3	1	0	1	0	0	0	0	0	0	0	0	3	2	0	.286
Feb 20	ILLINOIS STATE	*2b	4	2	2	0	2	0	0	1	0	0	0	0	0	0	0	0	4	0	.364
Feb 25	vs Indiana	*2b	5	0	2	2	0	0	0	0	0	0	0	0	0	0	1	2	3	0	.375
Feb 27	vs Stanford	*2b	3	0	0	0	0	0	0	1	0	0	0	0	0	0	1	3	5	0	.316
Feb 27	vs Louisiana	*2b	4	0	1	1	1	0	0	1	0	0	0	0	0	1	2	3	2	0	.304
Mar 02	OMAHA	*2b	2	1	2	2	1	0	0	2	0	0	0	0	0	0	0	1	1	0	.360
Mar 04	SOUTHEASTERN	*2b	4	0	0	0	0	0	0	0	0	0	0	0	0	0	1	1	2	0	.310
Mar 05	SOUTHEASTERN-	*2b	4	0	0	0	0	0	0	0	0	0	0	0	0	0	0	2	2	0	.273
Mar 05	SOUTHEASTERN-	*2b	5	2	3	0	1	0	0	0	0	0	0	0	0	0	2	2	2	0	.316
Mar 10	UIC-1	*2b	4	1	0	0	0	0	0	0	0	0	1	0	0	0	2	0	2	0	.286
Mar 10	UIC-2	*2b	3	0	0	0	0	0	0	1	0	0	1	0	0	0	0	0	2	0	.267
Mar 12	UIC	*2b/ss	4	1	1	0	1	0	0	1	0	0	0	0	0	0	0	1	0	0	.265
Mar 13	UIC	*2b	5	0	2	1	1	0	0	0	0	0	0	0	0	0	0	1	3	0	.278
Mar 16	GRAMBLING	*ss	2	3	0	0	0	0	0	3	0	0	1	0	0	0	2	1	3	0	.268
Mar 18	KENTUCKY	*2b	4	2	3	3	0	0	1	0	0	0	0	0	0	0	0	1	4	0	.300
Mar 19	KENTUCKY	*2b	2	0	1	3	1	0	0	1	0	0	1	0	0	0	1	1	1	0	.306
Mar 20	KENTUCKY	*2b	3	1	0	0	0	0	0	1	1	0	0	0	0	0	1	2	0	0	.292
Mar 25	at Mizzou	*2b	4	0	1	1	0	0	0	1	0	0	0	0	0	0	0	1	2	0	.290
Totals		19gs	69	14	20	16	9	0	2	14	1	0	4	0	0	1	14	27	45	0	.290

On base pct. .437 • Slugging pct. .507

#32 Zack Morris - 1 game (All games)

Date	Opponent	Pos	AB	R	H	RBI	2B	3B	HR	BB	SB	CS	HBP	SAC	SF	GDP	K	PO	A	E	Avg
Mar 16	GRAMBLING	p	0	0	0	0	0	0	0	0	0	0	0	0	0	0	0	0	0	1	.000
Totals		0gs	0	0	0	0	0	0	0	0	0	0	0	0	0	0	0	0	0	1	.000

On base pct. .000 • Slugging pct. .000

#32 Zack Morris - 3 appearances (All games)

Date	Opponent	GS	IP	H	R	ER	BB	SO	2B	3B	HR	WP	BK	HBP	IBB	Score	W-L	Sv	ERA	NP
Feb 18	ILLINOIS STATE		0.2	0	0	0	1	1	0	0	0	0	0	0	0	2-3	0-0	0	0.00	14
Mar 04	SOUTHEASTERN		0.1	1	0	0	0	0	0	0	0	0	0	1	0	3-7	0-0	0	0.00	8
Mar 16	GRAMBLING		2.2	2	0	0	1	2	0	0	0	0	0	0	0	13-3	1-0	0	0.00	36
Totals		0	3.2	3	0	0	2	3	0	0	0	0	0	1	0	18-13	1-0	0	0.00	-

#27 Nick Moten - 1 game (All games)

Date	Opponent	Pos	AB	R	H	RBI	2B	3B	HR	BB	SB	CS	HBP	SAC	SF	GDP	K	PO	A	E	Avg
Mar 02	OMAHA	p	0	0	0	0	0	0	0	0	0	0	0	0	0	0	0	1	0	0	.000
Totals		0gs	0	0	0	0	0	0	0	0	0	0	0	0	0	0	0	1	0	0	.000

On base pct. .000 • Slugging pct. .000

#27 Nick Moten - 1 appearance (All games)

Date	Opponent	GS	IP	H	R	ER	BB	SO	2B	3B	HR	WP	BK	HBP	IBB	Score	W-L	Sv	ERA	NP
Mar 02	OMAHA		1.0	0	0	0	1	1	0	0	0	1	1	1	0	15-3	0-0	0	0.00	22
Totals		0	1.0	0	0	0	1	1	0	0	0	1	1	1	0	15-3	0-0	0	0.00	-



III INDIVIDUAL GAME-BY-GAME

#13 Connor Noland - 5 games (All games)

Date	Opponent	Pos	AB	R	H	RBI	2B	3B	HR	BB	SB	CS	HBP	SAC	SF	GDP	K	PO	A	E	Avg
Feb 25	vs Indiana	*p	0	0	0	0	0	0	0	0	0	0	0	0	0	0	0	0	1	0	.000
Mar 04	SOUTHEASTERN	*p	0	0	0	0	0	0	0	0	0	0	0	0	0	0	0	0	1	0	.000
Mar 10	UIC-1	*p	0	0	0	0	0	0	0	0	0	0	0	0	0	0	0	1	0	0	.000
Mar 18	KENTUCKY	*p	0	0	0	0	0	0	0	0	0	0	0	0	0	0	0	0	2	0	.000
Mar 25	at Mizzou	*p	0	0	0	0	0	0	0	0	0	0	0	0	0	0	0	1	0	0	.000
Totals		5gs	0	0	0	0	0	0	0	0	0	0	0	0	0	0	0	2	4	0	.000

On base pct. .000 • Slugging pct. .000

#13 Connor Noland - 6 appearances (All games)

Date	Opponent	GS	IP	H	R	ER	BB	SO	2B	3B	HR	WP	BK	HBP	IBB	Score	W-L	Sv	ERA	NP
Feb 18	ILLINOIS STATE	*	5.0	5	2	2	2	5	0	0	0	0	1	1	0	2-3	0-0	0	3.60	75
Feb 25	vs Indiana	*	6.0	5	1	1	2	10	1	1	0	0	0	0	0	5-2	1-0	0	2.45	86
Mar 04	SOUTHEASTERN	*	5.1	7	3	3	0	5	0	0	0	0	0	1	0	3-7	1-1	0	3.31	90
Mar 10	UIC-1	*	6.2	4	3	3	2	11	3	0	0	0	0	1	0	12-4	2-1	0	3.52	97
Mar 18	KENTUCKY	*	6.1	6	1	1	2	7	1	0	0	0	0	2	0	6-2	3-1	0	3.07	109
Mar 25	at Mizzou	*	5.0	7	3	3	1	9	1	0	0	2	0	0	0	7-5	3-1	0	3.41	102
Totals		6	34.1	34	13	13	9	47	6	1	0	2	1	5	0	35-23	3-1	0	3.41	-

#43 Miller Pleimann - 1 game (All games)

Date	Opponent	Pos	AB	R	H	RBI	2B	3B	HR	BB	SB	CS	HBP	SAC	SF	GDP	K	PO	A	E	Avg
Mar 10	UIC-1	p	0	0	0	0	0	0	0	0	0	0	0	0	0	0	0	0	1	0	.000
Totals		0gs	0	0	0	0	0	0	0	0	0	0	0	0	0	0	0	0	1	0	.000

On base pct. .000 • Slugging pct. .000

#43 Miller Pleimann - 2 appearances (All games)

Date	Opponent	GS	IP	H	R	ER	BB	SO	2B	3B	HR	WP	BK	HBP	IBB	Score	W-L	Sv	ERA	NP
Feb 27	vs Stanford		0.2	1	0	0	0	1	0	0	0	1	0	0	0	0-5	0-0	0	0.00	12
Mar 10	UIC-1		0.2	0	0	0	0	1	0	0	0	0	0	0	0	12-4	0-0	0	0.00	7
Totals		0	1.1	1	0	0	0	2	0	0	0	1	0	0	0	12-9	0-0	0	0.00	-

#28 Kole Ramage - 4 games (All games)

Date	Opponent	Pos	AB	R	H	RBI	2B	3B	HR	BB	SB	CS	HBP	SAC	SF	GDP	K	PO	A	E	Avg
Feb 18	ILLINOIS STATE	p	0	0	0	0	0	0	0	0	0	0	0	0	0	0	0	0	1	0	.000
Feb 25	vs Indiana	p	0	0	0	0	0	0	0	0	0	0	0	0	0	0	0	1	0	0	.000
Mar 10	UIC-2	p	0	0	0	0	0	0	0	0	0	0	0	0	0	0	0	1	1	0	.000
Mar 13	UIC	p	0	0	0	0	0	0	0	0	0	0	0	0	0	0	0	0	1	0	.000
Totals		0gs	0	0	0	0	0	0	0	0	0	0	0	0	0	0	0	2	3	0	.000

On base pct. .000 • Slugging pct. .000

#28 Kole Ramage - 9 appearances (All games)

Date	Opponent	GS	IP	H	R	ER	BB	SO	2B	3B	HR	WP	BK	HBP	IBB	Score	W-L	Sv	ERA	NP
Feb 18	ILLINOIS STATE		1.2	2	1	1	1	0	1	0	0	0	0	0	0	2-3	0-1	0	5.40	18
Feb 20	ILLINOIS STATE		4.0	2	1	1	0	6	0	0	1	0	0	1	0	4-2	0-1	1	3.18	61
Feb 25	vs Indiana		3.0	1	1	0	1	6	0	0	0	0	0	0	0	5-2	0-1	2	2.08	52
Feb 27	vs Louisiana		1.0	0	0	0	0	0	0	0	0	0	0	0	0	6-4	0-1	3	1.86	6
Mar 04	SOUTHEASTERN		0.0	1	3	3	2	0	0	0	0	1	0	0	0	3-7	0-1	3	4.66	12
Mar 05	SOUTHEASTERN-		1.0	1	0	0	0	1	1	0	0	0	0	0	0	11-1	0-1	3	4.22	13
Mar 10	UIC-2		3.1	2	2	2	2	2	0	0	1	0	0	1	0	5-4	0-1	3	4.50	35
Mar 13	UIC		2.0	2	1	1	2	2	2	0	0	0	0	0	0	10-8	0-1	3	4.50	42
Mar 18	KENTUCKY		1.0	2	1	1	0	2	1	0	0	0	0	0	0	6-2	0-1	3	4.76	20
Totals		0	17.0	13	10	9	6	19	5	0	2	1	0	2	0	52-33	0-1	3	4.76	-

#17 Brady Slavens - 19 games (All games)

Date	Opponent	Pos	AB	R	H	RBI	2B	3B	HR	BB	SB	CS	HBP	SAC	SF	GDP	K	PO	A	E	Avg
Feb 18	ILLINOIS STATE	*of	4	0	1	0	0	0	0	0	0	0	0	0	0	0	0	2	0	0	.250
Feb 19	ILLINOIS STATE	*of	3	0	0	0	0	0	0	1	0	0	0	0	0	0	1	2	0	0	.143
Feb 20	ILLINOIS STATE	*dh	3	0	3	1	0	0	0	1	0	0	0	0	0	0	0	0	0	0	.400
Feb 25	vs Indiana	*of	4	1	1	0	1	0	0	1	0	0	0	0	0	0	1	1	0	0	.357
Feb 27	vs Stanford	*of	4	0	0	0	0	0	0	0	0	0	0	0	0	0	4	1	0	0	.278
Mar 02	OMAHA	*of	3	1	1	1	0	0	1	2	0	0	0	0	0	0	1	3	0	0	.286
Mar 04	SOUTHEASTERN	*of	4	0	0	0	0	0	0	0	0	0	0	0	0	0	1	3	0	0	.240
Mar 05	SOUTHEASTERN-	*dh	3	0	0	0	0	0	0	1	0	0	0	0	0	0	1	0	0	0	.214
Mar 05	SOUTHEASTERN-	ph/1	2	1	1	1	0	0	0	0	0	0	0	0	0	0	0	2	0	0	.233
Mar 10	UIC-1	*dh	4	2	2	3	1	0	1	0	0	0	0	0	0	0	1	0	0	0	.265
Mar 10	UIC-2	*of	5	0	0	0	0	0	0	0	0	0	0	0	0	0	2	0	0	1	.231
Mar 12	UIC	*of	5	1	1	1	0	0	1	0	0	0	0	0	0	0	1	2	0	0	.227
Mar 13	UIC	*dh	4	0	1	0	0	0	0	0	0	0	0	0	0	0	0	0	0	0	.229
Mar 15	GRAMBLING	*of	5	1	1	2	0	0	0	0	0	0	0	0	0	0	0	1	0	0	.226
Mar 16	GRAMBLING	*of	5	1	2	3	1	0	0	0	0	0	1	0	0	0	0	1	0	0	.241
Mar 18	KENTUCKY	*dh	4	0	0	0	0	0	0	0	0	0	0	0	0	1	2	0	0	0	.226
Mar 19	KENTUCKY	*dh	2	0	0	2	0	0	0	1	0	0	0	0	1	0	1	0	0	0	.219
Mar 20	KENTUCKY	*dh	4	0	0	0	0	0	0	0	0	0	0	0	0	0	2	0	0	0	.206
Mar 25	at Mizzou	*dh	4	0	0	1	0	0	0	0	0	0	0	0	1	0	3	0	0	0	.194
Totals		18gs	72	8	14	15	3	0	3	7	0	0	1	0	2	2	23	15	0	1	.194

On base pct. .268 • Slugging pct. .361

#33 Hagen Smith - 4 games (All games)

Date	Opponent	Pos	AB	R	H	RBI	2B	3B	HR	BB	SB	CS	HBP	SAC	SF	GDP	K	PO	A	E	Avg
Feb 19	ILLINOIS STATE	*p	0	0	0	0	0	0	0	0	0	0	0	0	0	0	0	0	1	0	.000
Mar 05	SOUTHEASTERN-	*p	0	0	0	0	0	0	0	0	0	0	0	0	0	0	0	2	0	0	.000
Mar 12	UIC	*p	0	0	0	0	0	0	0	0	0	0	0	0	0	0	0	1	1	0	.000
Mar 19	KENTUCKY	*p	0	0	0	0	0	0	0	0	0	0	0	0	0	0	0	0	1	0	.000
Totals		4gs	0	0	0	0	0	0	0	0	0	0	0	0	0	0	0	1	5	0	.000

On base pct. .000 • Slugging pct. .000

#33 Hagen Smith - 5 appearances (All games)

Date	Opponent	GS	IP	H	R	ER	BB	SO	2B	3B	HR	WP	BK	HBP	IBB	Score	W-L	Sv	ERA	NP
Feb 19	ILLINOIS STATE	*	6.0	5	0	0	1	5	0	0	0	0	0	0	0	5-1	1-0	0	0.00	77
Feb 27	vs Stanford	*	2.1	6	3	3	2	3	0	0	1	0	0	1	0	0-5	1-1	0	3.24	58
Mar 05	SOUTHEASTERN-	*	7.0	2	2	2	3	9	0	0	1	1	0	1	0	4-2	2-1	0	2.93	97
Mar 12	UIC	*	5.0	4	1	1	3	8	0	0	1	0	0	0	0	10-1	3-1	0	2.66	100
Mar 19	KENTUCKY	*	6.0	5	3	3	3	7	0	0	1	0	0	0	0	9-3	4-1	0	3.08	92
Totals		5	26.1	22	9	9	12	32	0	0	4	1	0	2	0	28-12	4-1	0	3.08	-

#44 Max Soliz Jr. - 2 games (All games)

Date	Opponent	Pos	AB	R	H	RBI	2B	3B	HR	BB	SB	CS	HBP	SAC	SF	GDP	K	PO	A	E	Avg
Mar 02	OMAHA	ph	2	0	1	1	1	0	0	0	0	0	0	0	0	0	0	0	0	0	.500
Mar 12	UIC	*dh	4	1	1	0	0	0	0	0	0	0	0	0	0	0	2	0	0	0	.333
Totals		1gs	6	1	2	1	1	0	0	0	0	0	0	0	0	0	2	0	0	0	.333

On base pct. .333 • Slugging pct. .500

#55 Gabriel Starks - 2 games (All games)

Date	Opponent	Pos	AB	R	H	RBI	2B	3B	HR	BB	SB	CS	HBP	SAC	SF	GDP	K	PO	A	E	Avg
Feb 18	ILLINOIS STATE	p	0	0	0	0	0	0	0	0	0	0	0	0	0	0	0	1	0	0	.000
Mar 02	OMAHA	p	0	0	0	0	0	0	0	0	0	0	0	0	0	0	0	0	1	0	.000
Totals		0gs	0	0	0	0	0	0	0	0	0	0	0	0	0	0	0	1	1	0	.000

On base pct. .000 • Slugging pct. .000



III INDIVIDUAL GAME-BY-GAME

#55 Gabriel Starks - 3 appearances (All games)

Date	Opponent	GS	IP	H	R	ER	BB	SO	2B	3B	HR	WP	BK	HBP	IBB	Score	W-L	Sv	ERA	NP
Feb 18	ILLINOIS STATE		0.2	0	0	0	0	1	0	0	0	1	0	0	0	2-3	0-0	0	0.00	8
Mar 02	OMAHA		1.0	2	1	1	2	1	0	0	0	0	0	0	0	15-3	0-0	0	5.40	32
Mar 15	GRAMBLING		2.0	0	0	0	0	4	0	0	0	0	0	1	0	14-1	0-0	0	2.45	26
Totals		0	3.2	2	1	1	2	6	0	0	0	1	0	1	0	31-7	0-0	0	2.45	-

#10 Peyton Stovall - 18 games (All games)

Date	Opponent	Pos	AB	R	H	RBI	2B	3B	HR	BB	SB	CS	HBP	SAC	SF	GDP	K	PO	A	E	Avg
Feb 18	ILLINOIS STATE	*1b	4	0	0	0	0	0	0	0	0	0	0	0	0	0	1	12	0	0	.000
Feb 19	ILLINOIS STATE	*1b	4	0	0	0	0	0	0	1	0	0	0	0	0	0	0	7	0	0	.000
Feb 20	ILLINOIS STATE	*1b	5	1	2	0	1	0	0	0	0	0	0	0	0	0	0	10	0	0	.154
Feb 25	vs Indiana	*1b	5	0	1	0	0	0	0	0	0	0	0	0	0	0	0	6	1	0	.167
Feb 27	vs Stanford	*1b	4	0	0	0	0	0	0	0	0	0	0	0	0	0	3	6	0	0	.136
Mar 02	OMAHA	*1b	4	2	1	2	0	0	1	1	0	0	0	0	0	0	1	5	1	0	.154
Mar 04	SOUTHEASTERN	*1b	4	0	1	1	0	0	0	1	0	0	0	0	0	0	2	11	0	0	.167
Mar 05	SOUTHEASTERN-	*1b	3	0	1	1	0	0	0	0	0	0	0	0	0	0	0	6	1	0	.182
Mar 10	UIC-1	*1b	4	1	1	0	0	0	0	0	0	0	0	0	0	0	2	10	1	0	.189
Mar 10	UIC-2	ph/1	3	1	2	2	0	0	0	0	0	0	0	0	0	1	0	7	2	0	.225
Mar 12	UIC	*1b	3	1	2	0	0	0	0	1	0	0	0	0	0	0	0	3	1	0	.256
Mar 13	UIC	*1b	4	1	2	0	1	0	0	0	0	0	0	0	0	0	0	9	0	1	.277
Mar 15	GRAMBLING	*2b	4	2	3	2	1	0	0	1	0	0	0	0	0	0	0	0	5	0	.314
Mar 16	GRAMBLING	*2b	5	1	3	0	0	0	0	1	0	0	0	0	0	0	1	2	2	0	.339
Mar 18	KENTUCKY	*1b	3	0	1	0	0	0	0	1	0	0	1	0	0	0	1	11	0	0	.339
Mar 19	KENTUCKY	*1b	5	1	1	2	0	0	1	0	0	0	0	0	0	0	1	6	1	0	.328
Mar 20	KENTUCKY	*1b	3	0	0	0	0	0	0	1	0	0	0	0	0	0	1	4	0	0	.313
Mar 25	at Mizzou	*1b	4	0	1	0	0	0	0	1	0	0	0	0	0	0	0	6	1	0	.310
Totals		17gs	71	11	22	10	3	0	2	9	0	0	1	0	0	1	13	121	16	1	.310

On base pct. .395 • Slugging pct. .437

#39 Evan Taylor - 2 games (All games)

Date	Opponent	Pos	AB	R	H	RBI	2B	3B	HR	BB	SB	CS	HBP	SAC	SF	GDP	K	PO	A	E	Avg
Mar 02	OMAHA	p	0	0	0	0	0	0	0	0	0	0	0	0	0	0	0	1	0	0	.000
Mar 25	at Mizzou	p	0	0	0	0	0	0	0	0	0	0	0	0	0	0	0	0	1	0	.000
Totals		0gs	0	0	0	0	0	0	0	0	0	0	0	0	0	0	0	1	1	0	.000

On base pct. .000 • Slugging pct. .000

#39 Evan Taylor - 8 appearances (All games)

Date	Opponent	GS	IP	H	R	ER	BB	SO	2B	3B	HR	WP	BK	HBP	IBB	Score	W-L	Sv	ERA	NP
Feb 19	ILLINOIS STATE		0.1	0	0	0	0	1	0	0	0	0	0	0	0	5-1	0-0	0	0.00	5
Mar 02	OMAHA		2.0	0	0	0	0	2	0	0	0	0	0	0	0	15-3	1-0	0	0.00	23
Mar 05	SOUTHEASTERN-		0.2	0	0	0	0	1	0	0	0	0	0	1	0	11-1	1-0	0	0.00	14
Mar 10	UIC-1		1.1	0	1	1	2	2	0	0	0	0	0	0	0	12-4	1-0	0	2.08	25
Mar 13	UIC		0.2	0	0	0	0	1	0	0	0	0	0	0	0	10-8	1-0	0	1.80	10
Mar 18	KENTUCKY		1.2	0	0	0	0	1	0	0	0	0	0	0	0	6-2	1-0	0	1.35	17
Mar 20	KENTUCKY		1.0	2	1	1	0	1	1	0	1	0	0	0	0	3-1	1-0	0	2.35	17
Mar 25	at Mizzou		1.1	3	1	1	0	2	0	0	0	0	0	1	0	7-5	1-0	0	3.00	31
Totals		0	9.0	5	3	3	2	11	1	0	1	0	0	2	0	69-25	1-0	0	3.00	-

#48 Heston Tole - 5 appearances (All games)

Date	Opponent	GS	IP	H	R	ER	BB	SO	2B	3B	HR	WP	BK	HBP	IBB	Score	W-L	Sv	ERA	NP
Feb 19	ILLINOIS STATE		1.1	1	1	1	1	2	0	0	0	0	0	0	0	5-1	0-0	1	6.75	20
Feb 27	vs Stanford		3.0	5	1	0	0	2	0	0	0	0	0	0	0	0-5	0-0	1	2.08	43
Mar 02	OMAHA		1.1	2	1	1	0	2	1	0	0	0	0	0	0	15-3	0-0	1	3.18	31
Mar 10	UIC-2		0.2	2	1	1	0	1	2	0	0	1	0	0	0	5-4	0-0	1	4.26	16
Mar 16	GRAMBLING		2.0	3	0	0	0	4	0	0	0	1	0	0	0	13-3	0-0	1	3.24	34
Totals		0	8.1	13	4	3	1	11	3	0	0	2	0	0	0	38-16	0-0	1	3.24	-

#20 Elijah Trest - 3 appearances (All games)

Date	Opponent	GS	IP	H	R	ER	BB	SO	2B	3B	HR	WP	BK	HBP	IBB	Score	W-L	Sv	ERA	NP
Feb 27	vs Stanford		1.1	1	1	1	1	1	1	0	0	0	0	0	0	0-5	0-0	0	6.75	34
Mar 12	UIC		1.0	0	0	0	0	1	0	0	0	0	0	1	0	10-1	0-0	0	3.86	14
Mar 15	GRAMBLING		1.0	0	0	0	0	2	0	0	0	0	0	0	0	14-1	0-0	0	2.70	10
Totals		0	3.1	1	1	1	1	4	1	0	0	0	0	1	0	24-7	0-0	0	2.70	-

#12 Michael Turner - 20 games (All games)

Date	Opponent	Pos	AB	R	H	RBI	2B	3B	HR	BB	SB	CS	HBP	SAC	SF	GDP	K	PO	A	E	Avg
Feb 18	ILLINOIS STATE	*c	3	0	0	0	0	0	0	0	0	0	1	0	0	0	2	6	3	0	.000
Feb 19	ILLINOIS STATE	*c	4	0	2	1	1	0	0	0	0	0	0	0	0	0	0	10	0	0	.286
Feb 20	ILLINOIS STATE	c	1	0	0	0	0	0	0	0	0	0	0	0	0	0	1	3	0	0	.250
Feb 25	vs Indiana	*c	4	0	1	1	0	1	0	0	0	0	0	0	0	0	0	15	1	0	.250
Feb 27	vs Stanford	*c	3	0	1	0	0	0	0	1	0	0	0	0	0	0	1	8	2	0	.267
Feb 27	vs Louisiana	*1b	3	0	1	1	0	0	0	2	0	0	0	0	0	0	1	7	0	0	.278
Mar 02	OMAHA	*c	3	2	3	3	0	0	1	0	0	0	0	0	1	0	0	4	0	0	.381
Mar 04	SOUTHEASTERN	*c	4	0	0	0	0	0	0	0	0	0	0	0	0	0	0	10	3	0	.320
Mar 05	SOUTHEASTERN-	*c	4	1	2	3	1	0	1	0	0	0	0	0	0	0	0	11	0	0	.345
Mar 05	SOUTHEASTERN-	*1b/c	3	3	1	1	0	0	0	2	0	0	0	0	0	0	0	11	1	0	.344
Mar 10	UIC-1	*c	4	1	2	3	0	0	0	0	0	0	0	0	0	0	1	15	2	0	.361
Mar 10	UIC-2	*1b/c	3	0	1	1	0	0	0	2	0	0	0	0	0	1	0	7	4	0	.359
Mar 12	UIC	*c	4	2	4	2	0	0	1	1	0	0	0	0	0	0	0	11	2	0	.419
Mar 13	UIC	*c	4	1	1	1	1	0	0	0	0	0	0	0	1	0	1	10	0	0	.404
Mar 15	GRAMBLING	*dh	4	1	1	3	0	0	1	0	0	0	0	0	1	0	1	0	0	0	.392
Mar 16	GRAMBLING	*1b	4	1	0	0	0	0	0	1	0	0	0	0	0	0	1	7	0	0	.364
Mar 18	KENTUCKY	*c	4	1	1	0	1	0	0	1	0	0	0	0	0	0	2	10	0	0	.356
Mar 19	KENTUCKY	*c	4	3	2	0	1	0	0	1	0	0	0	0	0	0	1	12	0	0	.365
Mar 20	KENTUCKY	*c	2	0	1	0	0	0	0	2	0	0	0	0	0	0	1	10	0	0	.369
Mar 25	at Mizzou	*c	5	1	2	3	1	0	0	0	0	0	0	0	0	0	2	17	1	0	.371
Totals		19gs	70	17	26	23	6	1	4	13	0	0	1	0	3	1	15	184	19	0	.371

On base pct. .460 • Slugging pct. .657

#25 Brady Tygart - 6 appearances (All games)

Date	Opponent	GS	IP	H	R	ER	BB	SO	2B	3B	HR	WP	BK	HBP	IBB	Score	W-L	Sv	ERA	NP
Mar 02	OMAHA		1.0	2	0	0	0	2	0	0	0	0	0	0	0	15-3	0-0	0	0.00	16
Mar 05	SOUTHEASTERN-		1.0	1	0	0	0	1	0	0	0	0	0	0	0	4-2	0-0	1	0.00	8
Mar 10	UIC-2		1.1	0	0	0	1	2	0	0	0	0	0	1	0	5-4	1-0	1	0.00	24
Mar 13	UIC		2.1	4	2	2	1	2	0	0	0	0	0	0	0	10-8	1-0	1	3.18	36
Mar 20	KENTUCKY		2.0	1	0	0	0	1	0	0	0	0	0	1	0	3-1	1-0	2	2.35	31
Mar 25	at Mizzou		2.0	2	0	0	0	5	0	0	0	0	0	0	0	7-5	1-0	3	1.86	37
Totals		0	9.2	10	2	2	2	13	0	0	0	0	0	2	0	44-23	1-0	3	1.86	-

#9 Drake Varnado - 6 games (All games)

Date	Opponent	Pos	AB	R	H	RBI	2B	3B	HR	BB	SB	CS	HBP	SAC	SF	GDP	K	PO	A	E	Avg
Feb 19	ILLINOIS STATE	pr	0	1	0	0	0	0	0	0	0	0	0	0	0	0	0	0	0	0	.000
Feb 27	vs Stanford	pr	0	0	0	0	0	0	0	0	0	0	0	0	0	0	0	0	0	0	.000
Mar 02	OMAHA	ph/2	2	0	0	0	0	0	0	0	0	0	0	0	0	0	2	0	1	0	.000
Mar 12	UIC	pr/2b	0	0	0	0	0	0	0	0	0	0	0	0	0	0	0	0	0	0	.000
Mar 13	UIC	pr/of	0	1	0	0	0	0	0	0	0	0	0	0	0	0	0	0	0	0	.000
Mar 16	GRAMBLING	*of	4	1	2	1	1	0	0	1	1	0	0	0	0	0	1	0	0	0	.333
Totals		1gs	6	3	2	1	1	0	0	1	1	0	0	0	0	0	3	0	1	0	.333

On base pct. .429 • Slugging pct. .500

#88 Zebulon Vermillion - 1 game (All games)

Date	Opponent	Pos	AB	R	H	RBI	2B	3B	HR	BB	SB	CS	HBP	SAC	SF	GDP	K	PO	A	E	Avg
Mar 19	KENTUCKY	p	0	0	0	0	0	0	0	0	0	0	0	0	0	0	0	1	0	0	.000
Totals		0gs	0	0	0	0	0	0	0	0	0	0	0	0	0	0	0	1	0	0	.000

On base pct. .000 • Slugging pct. .000



III INDIVIDUAL GAME-BY-GAME

#88 Zebulon Vermillion - 7 appearances (All games)

Date	Opponent	GS	IP	H	R	ER	BB	SO	2B	3B	HR	WP	BK	HBP	IBB	Score	W-L	Sv	ERA	NP
Feb 18	ILLINOIS STATE		1.0	0	0	0	2	1	0	0	0	0	0	0	0	2-3	0-0	0	0.00	22
Feb 27	vs Louisiana		1.0	0	0	0	1	2	0	0	0	0	0	0	0	6-4	1-0	0	0.00	16
Mar 05	SOUTHEASTERN-		1.0	0	0	0	1	1	0	0	0	0	0	0	0	4-2	1-0	0	0.00	13
Mar 12	UIC		2.0	0	0	0	1	3	0	0	0	0	0	1	0	10-1	1-0	0	0.00	37
Mar 15	GRAMBLING		1.0	0	0	0	0	1	0	0	0	0	0	0	0	14-1	1-0	0	0.00	14
Mar 19	KENTUCKY		3.0	0	0	0	1	5	0	0	0	0	0	0	0	9-3	1-0	1	0.00	44
Mar 25	at Mizzou		0.2	3	1	1	0	1	0	0	0	0	0	0	0	7-5	2-0	1	0.93	15
Totals		0	9.2	3	1	1	6	14	0	0	0	0	0	1	0	52-19	2-0	1	0.93	-

#7 Cayden Wallace - 20 games (All games)

Date	Opponent	Pos	AB	R	H	RBI	2B	3B	HR	BB	SB	CS	HBP	SAC	SF	GDP	K	PO	A	E	Avg
Feb 18	ILLINOIS STATE	*3b	4	0	0	0	0	0	0	0	0	0	0	0	0	0	1	1	3	0	.000
Feb 19	ILLINOIS STATE	*3b	4	1	2	1	1	0	0	0	0	0	0	0	0	0	0	0	2	0	.250
Feb 20	ILLINOIS STATE	*3b	4	0	1	0	0	1	0	1	0	0	0	0	0	0	0	1	2	0	.250
Feb 25	vs Indiana	*3b	4	2	4	1	2	0	0	1	1	0	0	0	0	0	0	0	1	1	.438
Feb 27	vs Stanford	*3b	4	0	0	0	0	0	0	0	0	0	0	0	0	0	1	1	2	2	.350
Feb 27	vs Louisiana	*3b	4	0	1	0	0	0	0	1	1	0	0	0	0	0	0	1	0	1	.333
Mar 02	OMAHA	*3b	5	3	1	1	0	0	0	1	0	0	0	0	0	0	1	0	1	0	.310
Mar 04	SOUTHEASTERN	*3b	3	0	1	2	0	0	0	0	0	0	0	0	1	0	0	0	4	0	.312
Mar 05	SOUTHEASTERN-	*3b	1	1	0	0	0	0	0	2	0	1	1	0	0	0	0	0	2	0	.303
Mar 05	SOUTHEASTERN-	*3b	5	2	3	0	0	0	0	0	0	0	0	0	0	0	1	0	1	0	.342
Mar 10	UIC-1	*3b	5	3	3	3	0	0	1	0	1	0	0	0	0	0	1	0	0	0	.372
Mar 10	UIC-2	*3b	4	0	1	0	0	0	0	1	0	0	0	0	0	0	0	2	0	0	.362
Mar 12	UIC	*3b	5	2	1	4	0	0	1	0	1	0	0	0	0	0	0	1	0	0	.346
Mar 13	UIC	*3b	4	1	1	6	0	0	1	0	0	0	0	0	1	0	0	0	2	0	.339
Mar 15	GRAMBLING	*3b	2	2	0	1	0	0	0	2	0	0	0	0	1	0	0	0	0	0	.328
Mar 16	GRAMBLING	*3b	2	3	1	1	0	0	0	3	1	0	0	0	1	0	1	0	1	0	.333
Mar 18	KENTUCKY	*3b	5	1	0	0	0	0	0	0	0	0	0	0	0	0	3	1	1	0	.308
Mar 19	KENTUCKY	*3b	5	1	1	0	0	0	0	0	0	0	0	0	0	0	1	1	1	0	.300
Mar 20	KENTUCKY	*3b	4	0	0	0	0	0	0	0	0	0	0	0	0	0	2	0	0	0	.284
Mar 25	at Mizzou	*3b	5	2	3	0	0	0	0	0	0	0	0	0	0	0	1	0	1	1	.304
Totals		20gs	79	24	24	20	3	1	3	12	5	1	1	0	4	0	14	6	27	4	.304

On base pct. .385 • Slugging pct. .481

#24 Braydon Webb - 16 games (All games)

Date	Opponent	Pos	AB	R	H	RBI	2B	3B	HR	BB	SB	CS	HBP	SAC	SF	GDP	K	PO	A	E	Avg
Feb 19	ILLINOIS STATE	*of	3	1	0	0	0	0	0	1	0	0	0	0	0	0	2	1	0	0	.000
Feb 20	ILLINOIS STATE	*of	3	0	0	0	0	0	0	1	0	0	0	0	0	1	2	1	0	0	.000
Feb 27	vs Stanford	*of	2	0	0	0	0	0	0	2	0	0	0	0	0	0	1	0	0	0	.000
Feb 27	vs Louisiana	pr/of	1	1	0	0	0	0	0	0	0	0	0	0	0	0	0	0	0	0	.000
Mar 02	OMAHA	*of	5	0	0	0	0	0	0	0	0	0	1	0	0	0	2	3	0	0	.000
Mar 05	SOUTHEASTERN-	of	0	0	0	0	0	0	0	0	0	0	0	0	0	0	0	0	0	0	.000
Mar 05	SOUTHEASTERN-	of	0	0	0	0	0	0	0	1	0	0	0	0	0	0	0	0	0	0	.000
Mar 10	UIC-1	*of	4	0	0	0	0	0	0	0	0	0	0	0	0	0	1	1	0	0	.000
Mar 10	UIC-2	of	0	0	0	0	0	0	0	0	0	0	0	0	0	0	0	0	0	0	.000
Mar 13	UIC	*of	2	2	0	0	0	0	0	1	0	0	0	0	0	0	0	2	0	0	.000
Mar 15	GRAMBLING	*of	4	2	1	4	0	0	1	1	0	0	0	0	0	0	2	1	0	0	.042
Mar 16	GRAMBLING	*of	4	1	2	1	0	0	0	2	0	0	0	0	0	0	0	3	0	0	.107
Mar 18	KENTUCKY	*of	4	1	1	0	0	0	0	0	1	0	0	0	0	0	2	1	0	0	.125
Mar 19	KENTUCKY	*of	4	1	1	1	0	0	1	0	0	0	0	0	0	0	1	3	0	0	.139
Mar 20	KENTUCKY	*of	4	1	2	2	0	0	1	0	0	0	0	0	0	0	0	3	0	0	.175
Mar 25	at Mizzou	*of	4	2	2	2	0	0	1	0	0	0	0	0	0	0	1	0	0	0	.205
Totals		12gs	44	12	9	10	0	0	4	9	1	0	1	0	0	1	14	19	0	0	.205

On base pct. .352 • Slugging pct. .477

#22 Jaxon Wiggins - 3 games (All games)

Date	Opponent	Pos	AB	R	H	RBI	2B	3B	HR	BB	SB	CS	HBP	SAC	SF	GDP	K	PO	A	E	Avg
Feb 27	vs Louisiana	*p	0	0	0	0	0	0	0	0	0	0	0	0	0	0	0	0	2	0	.000
Mar 05	SOUTHEASTERN-	*p	0	0	0	0	0	0	0	0	0	0	0	0	0	0	0	0	1	0	.000
Mar 13	UIC	*p	0	0	0	0	0	0	0	0	0	0	0	0	0	0	0	0	1	0	.000
Totals		3gs	0	0	0	0	0	0	0	0	0	0	0	0	0	0	0	0	4	0	.000

On base pct. .000 • Slugging pct. .000

#22 Jaxon Wiggins - 5 appearances (All games)

Date	Opponent	GS	IP	H	R	ER	BB	SO	2B	3B	HR	WP	BK	HBP	IBB	Score	W-L	Sv	ERA	NP
Feb 20	ILLINOIS STATE	*	5.0	5	1	1	2	5	2	0	0	1	1	0	0	4-2	1-0	0	1.80	77
Feb 27	vs Louisiana	*	6.0	3	3	3	2	4	1	0	0	1	0	1	0	6-4	1-0	0	3.27	91
Mar 05	SOUTHEASTERN-	*	6.1	2	1	1	4	7	0	0	1	1	0	0	0	11-1	2-0	0	2.60	96
Mar 13	UIC	*	3.1	1	5	5	4	5	0	0	0	2	0	2	0	10-8	2-0	0	4.35	67
Mar 20	KENTUCKY	*	6.0	4	0	0	4	8	1	0	0	1	0	0	0	3-1	3-0	0	3.38	96
Totals		5	26.2	15	10	10	16	29	4	0	1	6	1	3	0	34-16	3-0	0	3.38	-



2022 SCHEDULE / RESULTS

	Opponent	Score	Winning Pitcher	Losing Pitcher	Save	Attendance	Time
FEB.							
18	Illinois State	L, 3-2	Hart (1-0)	Ramage (0-1)	Kubiatowicz (1)	10,116	3:00
19	Illinois State	W, 5-1	Smith (1-0)	Sinisko (0-1)	Tole (1)	10,906	2:48
20	Illinois State	W, 4-2	Wiggins (1-0)	Salata (0-1)	Ramage (1)	10,434	3:00
25	vs. Indiana ^	W, 5-2	Noland (1-0)	Modugno (0-2)	Ramage (2)	1,973	3:02
27	vs. Stanford ^	L, 5-0	Mathews (1-1)	Smith (1-1)		3,453	3:32
27	vs. Louisiana ^	W, 6-4	Vermillion (1-0)	Theut (1-1)	Ramage (3)	2,037	3:29

MARCH

2	Omaha	W, 15-3	Taylor (1-0)	Gordon (0-1)		10,326	4:02
4	Southeastern	L, 7-3	Kinzeler (2-0)	Noland (1-1)	Trahan (2)	9,273	3:12
5	Southeastern [DH-1]	W, 4-2	Smith (2-1)	Harrington (0-2)	Tygart (1)	10,321	2:33
5	Southeastern [DH-2]	W, 11-1 (8)	Wiggins (2-0)	O'Toole (0-2)		10,444	2:41
10	UIC [DH-1]	W, 12-4	Noland (2-1)	Peterson (1-2)		10,420	2:55
10	UIC [DH-2]	W, 5-4	Tygart (1-0)	Shears (1-1)		10,599	3:17
12	UIC	W, 10-1	Smith (3-1)	Lopez (1-1)		10,221	3:06
13	UIC	W, 10-8	Adamiak (1-0)	Shears (1-2)		10,101	3:29
15	Grambling	W, 14-1 (8)	Adamiak (2-0)	Reguero (1-1)		9,381	2:55
16	Grambling	W, 13-3 (8)	Morris (1-0)	Boudreaux (0-2)		9,496	3:28
18	Kentucky *	W, 6-2	Noland (3-1)	Stupp (2-1)		9,993	3:12
19	Kentucky *	W, 9-3	Smith (4-1)	Cotton (1-1)	Vermillion (1)	10,300	2:48
20	Kentucky *	W, 3-1	Wiggins (3-0)	Bosma (2-1)	Tygart (2)	10,317	2:53
23	vs. Omaha &	Canceled					
25	at Missouri *	W, 7-5	Vermillion (2-0)	Landry (1-2)	Tygart (3)	852	3:47
26	at Missouri *						
27	at Missouri *						
29	Little Rock						
30	Little Rock						

APRIL

1	Mississippi State *						
2	Mississippi State *						
3	Mississippi State *						
5	UCA						
7	at Florida *						
8	at Florida *						
9	at Florida *						
12	UAPB						
13	UAPB						
14	LSU *						
15	LSU *						
16	LSU *						
19	Arkansas State						
20	Arkansas State						
22	at Texas A&M *						
23	at Texas A&M *						
24	at Texas A&M *						
26	vs. UCA %						
29	Ole Miss *						
30	Ole Miss *						

MAY

1	Ole Miss *						
3	Missouri State						
6	at Auburn *						
7	at Auburn *						
8	at Auburn *						
13	Vanderbilt *						
14	Vanderbilt *						
15	Vanderbilt *						
19	at Alabama *						
20	at Alabama *						
21	at Alabama *						

* SEC opponent

^ Karbach Round Rock Classic (Dell Diamond in Round Rock, Texas)

& Game played at Kauffman Stadium in Kansas City, Mo.

% Game played at Dickey-Stephens Stadium in North Little Rock, Ark.