



ARKANSAS BASEBALL

ArkansasRazorbacks.com ||| @RazorbackBSB ||| Communications Contact: Oliver Grigg (ogrigg@uark.edu)

2022 SCHEDULE & RESULTS

FEBRUARY

18	ILLINOIS STATE	SECN+	L, 3-2
19	ILLINOIS STATE	SECN+	W, 5-1
20	ILLINOIS STATE	SECN+	W, 4-2
25	vs. Indiana ^	FloBaseball	W, 5-2
27	vs. #6 Stanford ^	FloBaseball	L, 5-0
27	vs. Louisiana ^	FloBaseball	W, 6-4

MARCH

2	OMAHA	SECN+	W, 15-3
4	SOUTHEASTERN	SECN+	L, 7-3
5	SOUTHEASTERN [DH-1]	SECN+	W, 4-2
5	SOUTHEASTERN [DH-2]	SECN+	W, 11-1 (8)
10	UIC [DH-1]	SECN+	W, 12-4
10	UIC [DH-2]	SECN+	W, 5-4
12	UIC	SECN+	W, 10-1
13	UIC	SECN+	W, 10-8
15	GRAMBLING	SECN+	W, 14-1 (8)
16	GRAMBLING	SECN+	W, 13-3 (8)
18	KENTUCKY *	SECN+	W, 6-2
19	KENTUCKY *	SECN+	W, 9-3
20	KENTUCKY *	SECN+	W, 3-1
23	vs. Omaha &	YurView	Canceled
25	at Missouri *	SECN+	W, 7-5
26	at Missouri *	SECN	L, 7-5
27	at Missouri *	SECN+	W, 6-4
29	LITTLE ROCK	SECN+	W, 16-8
30	LITTLE ROCK	SECN+	Canceled

APRIL

1	MISSISSIPPI STATE *	SECN	W, 8-1
2	MISSISSIPPI STATE *	SECN+	W, 12-5
3	MISSISSIPPI STATE *	SECN+	L, 5-3 (12)
5	UCA	SECN+	W, 21-9
7	at Florida *	SECN	W, 8-1
8	at Florida *	SECN+	L, 7-2
9	at Florida *	SECN+	L, 9-7
12	UAPB [DH-1]	SECN+	W, 15-0 (7)
12	UAPB [DH-2]	SECN+	W, 6-0 (7)
14	#15 LSU *	SECN+	W, 5-4
15	#15 LSU *	SECN	W, 4-0
16	#15 LSU *	SECN+	W, 6-2
19	ARKANSAS STATE	SECN+	W, 10-1
20	ARKANSAS STATE	SECN+	W, 10-3
22	at Texas A&M *	SECN	L, 2-1
23	at Texas A&M *	SECN+	W, 3-1
24	at Texas A&M *	SECN+	L, 11-10
26	UCA %		W, 2-1 (10)
29	OLE MISS *	SECN+	6:30 p.m.
30	OLE MISS *	ESPN2	7 p.m.

MAY

1	OLE MISS *	ESPN	Noon
3	MISSOURI STATE	SECN+	6:30 p.m.
6	at Auburn *	SECN+	7 p.m.
7	at Auburn *	SECN	4:30 p.m.
8	at Auburn *	SECN+	1 p.m.
13	VANDERBILT *	SECN+	6:30 p.m.
14	VANDERBILT *	SECN+	6:30 p.m.
15	VANDERBILT *	SECN+	2 p.m.
19	at Alabama *	SECN+	6 p.m.
20	at Alabama *	SECN+	6 p.m.
21	at Alabama *	SECN+	1 p.m.

All times Central; Home game in BOLD

* - SEC opponent

^ - Karbach Round Rock Classic (Dell Diamond in Round Rock, Texas)
& - Game played at Kauffman Stadium in Kansas City, Mo.

% - Game played at Dickey-Stephens Park in North Little Rock, Ark.

GAME 42 ||| OLE MISS vs. #5 ARKANSAS ||| APRIL 29

BAUM-WALKER STADIUM (FAYETTEVILLE, ARK.)



23-17
6-12 SEC

OLE MISS REBELS

In the Polls.....NR (BA) | NR (CB) | NR (D1Baseball)
.....NR (NCBWA) | NR (PG) | NR (USA Today)
Head Coach.....Mike Bianco
Career Record.....935-550-1 (25th season)
Record at Ole Miss.....835-479-1 (22nd season)



32-9
12-6 SEC

ARKANSAS RAZORBACKS

In the Polls.....10 (BA) | 3 (CB) | 5 (D1Baseball)
.....6 (NCBWA) | 11 (PG) | 4 (USA Today)
Head Coach.....Dave Van Horn
Career Record.....1,367-651 (34th season)
Record at Arkansas.....782-411 (20th season)

ON THE BUMP

Ole Miss RHP Dylan DeLucia (3-0, 4.40 ERA)

vs.

Arkansas RHP Connor Noland (5-2, 2.54 ERA)

LEADING OFF

RAZORBACKS & REBELS

- SEC West leader No. 5 Arkansas hosts Ole Miss, the division's bottom-dweller, in a three-game set this weekend at Baum-Walker Stadium.
- First pitch in the series opener between the Razorbacks and Rebels is set for 6:30 p.m. Friday, April 29.
- The game will stream on SEC Network+ with Brett Dolan (play-by-play) and Troy Eklund (analyst) on the call.

HOGS IN HEAVEN AT HOME

- The Razorbacks boast an SEC-leading 11-series home winning streak headed into this weekend's action.
- Since the start of the 2018 season, Arkansas has only lost one home SEC series, posting a 17-1 SEC home series record in that span.

HERE'S THE HISTORY

- Arkansas, winners of a conference-leading 11 consecutive SEC home series, is vying for its first home series win against Ole Miss since 2015.
- The Hogs, who won last year's road series in Oxford, have not won back-to-back series over the Rebels since the 2010 and 2011 seasons.
- Arkansas has not sweep Ole Miss in Fayetteville since the 1999 campaign.

DON'T CHANGE THE CHANNEL

- Two of this weekend's three contests will broadcast on national television, including the series finale on ESPN.
- Sunday's game is the only scheduled ESPN appearance for an SEC baseball game during the 2022 season.

SERIOUS ABOUT DEFENSE

- The Razorbacks are tied for first in the SEC and ranked fourth nationally in fielding percentage (.984), committing just 24 errors in 41 games this season.
- Arkansas set a school record in fielding percentage (.980) one year ago with 45 errors in 63 games in 2021.

SOOIEVILLE SLUGGERS

- Arkansas has belted 60 home runs through 41 games this year, led by INF/OF Brady Slavens' team-high 10 blasts.
- The Hogs hit a nation-leading 109 home runs in 63 games last year, setting a single-season program record.

SLAMZILLI

- OF Chris Lanzilli's 47 career homers rank seventh most among all active DI college baseball players.
- Lanzilli is three taters shy of becoming one of four active DI players with 50 or more home runs in their career.



Junior infielder **Robert Moore** is a consensus preseason All-American entering the 2022 campaign and one of the top college prospects ahead of the 2022 MLB Draft.

MOORE OF THE SAME

- INF Robert Moore, one of the best college baseball players in the country last year, is expected to do more of the same in 2022.
- Moore slashed .283/.384/.558 with a team-leading 16 home runs and 53 RBI in 2021, his first full season with the Razorbacks.
- The Leawood, Kan., native established himself as one of college baseball's premier middle infielders, earning All-SEC, Newcomer All-SEC and SEC All-Defensive praise after the year.
- Moore became the first Razorback in program history to earn Freshman All-America status in multiple seasons, landing on Baseball America's Freshman All-America Team in 2021 after he was named to Collegiate Baseball's Freshman All-America Team in 2020.
- The switch-hitting infielder enters 2022 as a consensus preseason All-American as well as a watch list honoree for the Golden Spikes Award, mostly recently won by Arkansas RHP Kevin Kopps.
- MLB scouts and talent evaluators will have their eyes on Moore all season long. Baseball America ranks him as the No. 8 overall college prospect for the 2022 MLB Draft as well as the second-best second baseman among all college prospects.
- D1Baseball ranks Moore as the No. 10 college prospect and the second-best collegiate second baseman ahead of the 2022 draft.

NEW NUMBER, SAME JB

- One of the nation's top shortstops a year ago, INF Jalen Battles opted to not sign during the 2021 MLB Draft and return to Arkansas.
- Battles, a native of San Antonio, Texas, slashed .269/.371/.407 with six homers and 43 RBI in 2021, his first season at Arkansas after transferring from McLennan Community College in Waco, Texas.
- He hit .538 with seven base knocks, including a double and a homer, five RBI and five runs scored in the 2021 SEC Tournament to earn MVP honors and help Arkansas win its first SEC Tournament title.
- The slick-handed infielder, who wore No. 4 in 2021, now sports the highly sought-after No. 2, which previously belonged to Arkansas head baseball coach Dave Van Horn.
- Van Horn wore the number as a player at Arkansas in 1982 and had donned it since his first season at the helm of his alma mater in 2003. The Razorback skipper, however, struck a deal with Battles that allowed him to don the number if he returned to Arkansas for his senior year in 2022.

TURNER TIME

- C/INF Michael Turner, one of two graduate transfers to join the Hogs this offseason, is in his first year at Arkansas after spending the initial four seasons of his collegiate career at Kent State (2018-21).
- The Warren, Ohio, native earned All-MAC honors in 2019 after hitting .369/.448/.539 with four homers and 42 RBI while posting a .982 fielding percentage and throwing out 12 attempted base stealers.
- Over his four seasons at Kent State, Turner slashed .322/.413/.481 with 11 homers and 88 RBI in 118 games with 107 starts.

LANZO

- Like Turner, OF Chris Lanzilli is in his first year at Arkansas after joining the program as a graduate transfer from Wake Forest, where he spent the first four seasons of his career (2018-21).
- The Stoneham, Mass., native appeared in 170 games with 166 starts while at Wake Forest, finishing his career there with a .298 batting average and 195 hits, 147 RBI, 42 home runs, 46 doubles and 76 walks.
- Lanzilli's 47 career homers are tied for the seventh-most home runs among all active Division I college baseball players.

THE LOUISIANIMAL

- INF Peyton Stovall is one of the Razorbacks' highly touted newcomers garnering a ton of preseason hype.
- The Haughton, La., native was a projected first-round pick in the 2021 MLB Draft before he withdrew his name in order to attend Arkansas.
- Stovall was picked as the Preseason SEC Freshman of the Year by both D1Baseball and Baseball America.

CAPTAIN CAYDEN

- Voted a team captain as a sophomore by his teammates, INF/OF Cayden Wallace's value to Arkansas cannot be overstated.
- The Greenbrier, Ark., native burst onto the scene as a true freshman in 2021, becoming the 24th Razorback in program history to earn Freshman All-America status after slashing .279/.369/.500 with 14 homers and 44 RBI on the year.
- The young slugger's 14 homers matched OF Heston Kjerstad's mark (14) for the Arkansas freshman record for home runs in a season as he helped the Razorbacks hit a school-record 109 home runs in 2021.
- Wallace enters 2022 as a preseason All-SEC Second Team honoree at third as well as a watch list honoree for the Golden Spikes Award.



Infielder **Cayden Wallace**, a draft-eligible sophomore, slashed .279/.369/.500 with 14 homers and 44 RBI as a true freshman during the 2021 season.



Senior pitcher **Connor Noland**, a former quarterback for the Arkansas football team, has shown he has what it takes to be the Razorbacks' Friday night starter.

QB1 = SP1

- SP Connor Noland has displayed ace-like qualities through his 10 starts on the mound this season.
- The Hogs' Friday night starter owns a 5-2 record with a team-leading 2.54 ERA in 60.1 innings, striking out 74 batters to just 14 walks.
- Noland has logged a team-best seven quality starts on the year, including his three straight seven-strikeout outings at Florida (April 7), against #15 LSU (April 14) and at Texas A&M (April 22).
- In 2019, Noland was named a Freshman All-American by Perfect Game and earned a spot on the SEC All-Freshman Team after making 19 starts and going 3-5 with a 4.02 ERA in 78.1 innings of work.
- Noland, a native of Greenwood, Ark., began his career at Arkansas as a quarterback on the Razorback football team. He played in four games with one start as a true freshman during the 2018 season, completing 21-of-42 passes for 255 yards and a touchdown.

THE YOUNG ONE

- SP Hagen Smith, Arkansas' youngest player as an 18-year-old true freshman, joins the Razorbacks' starting rotation this season.
- The heralded left-hander posted jaw-dropping numbers as a senior at Bullard High School in Bullard, Texas, going 11-0 with a 0.19 ERA and 168 strikeouts in 73.0 innings during his senior year. He walked 26 while allowing only seven hits and two runs all season.
- Smith tied a state record with seven no-hitters as he was named an All-American by both Baseball America and Perfect Game.

GETTING WIGGY WITH IT

- SP Jaxon Wiggins slides into the Razorbacks' rotation this season after emerging as a valuable arm as a true freshman in 2021.
- The Roland, Okla., native made 17 appearances, including four starts, last season, posting a 3-1 record with a 5.09 ERA and 28 strikeouts in 23.0 innings pitched.
- His four saves were second most on the Razorbacks behind only RHP Kevin Kopps (11), the 2021 Golden Spikes Award winner.
- Wiggins has quickly established himself as one of the hardest throwers in all of college baseball. According to D1Baseball, the right-hander has thrown the fourth-hardest pitch (97) this season.
- The right-hander is currently ranked No. 6 on D1Baseball's list of the top-100 college prospects for the 2023 MLB Draft.

FUTURE PROHOGS?

- Five Razorbacks are included in D1Baseball's midseason list of the top-150 prospects for the 2022 MLB Draft.

D1 Rank	Player	Position
17	Cayden Wallace	3B/OF
22	Peyton Pallette	RHP
33	Robert Moore	INF
94	Jalen Battles	SS
108	Connor Noland	RHP

- Three Arkansas standouts are included in the top 50 of Baseball America's list of the top-200 prospects for the 2022 MLB Draft.

BA Rank	Player	Position
19	Robert Moore	INF
35	Peyton Pallette	RHP
46	Cayden Wallace	3B/OF

O CAPTAIN! MY CAPTAIN!

- Arkansas' three team captains, as voted on by their teammates, are OF Zack Gregory, RHP Zebulon Vermillion and INF/OF Cayden Wallace.

J.B. & JOHNELLE HUNT FAMILY BASEBALL DEVELOPMENT CENTER

- The J.B. & Johnelle Hunt Family Baseball Development Center is a 49,000-square foot baseball performance facility, providing student-athletes with an expanded locker room, team meeting room, strength & conditioning center, training room, nutrition center, pitching development center and an in-venue batting tunnel.
- The one-of-a-kind facility sits in the right-field corner of Baum-Walker Stadium, connecting with the west concourse and providing new premium seating areas for games. It also includes a tunnel to connect the facility to the first-base dugout.
- The Norm DeBriyn Champions Lobby features historical displays and interactive content showcasing the history of Razorback baseball.
- The \$27 million facility was funded entirely by athletic revenues, gifts and bond proceeds from a bond issue. No university funds, state funds or student fees were required to complete the project. The facility was approved for construction in June 2019 by the University of Arkansas Board of Trustees.



The \$27 million, 49,000-square foot **J.B. & Johnelle Hunt Family Baseball Development Center** is the only one of its kind in all of college baseball.



SERIES HISTORY

INSIDE THE SERIES (SINCE 1960): OLE MISS

Overall Series Record: 54-49

Record in Fayetteville, Ark.: 24-22

Record in Oxford, Miss.: 23-22

Record at Neutral Sites: 7-5

IN THE DVH ERA (2003-PRESENT): OLE MISS

Overall Series Record: 29-39

Record in Fayetteville, Ark.: 12-18

Record in Oxford, Miss.: 11-16

Record at Neutral Sites: 6-5

Previous 40 meetings

DATE	SITE	W/L	SCORE
5/19/11	Fayetteville, Ark.	L	2-1
5/21/11	Fayetteville, Ark.	W	2-0
5/21/11	Fayetteville, Ark.	W	5-3
4/21/12	Oxford, Miss.	L	8-2
4/21/12	Oxford, Miss.	L	1-0
4/22/12	Oxford, Miss.	W	11-3
5/23/12	Hoover, Ala.!	L	2-0
3/15/13	Fayetteville, Ark.	L	7-1
3/16/13	Fayetteville, Ark.	W	10-1
3/17/13	Fayetteville, Ark.	L	6-4 (13)
5/22/13	Hoover, Ala.!	W	2-1 (10)
5/2/14	Oxford, Miss.	L	3-2
5/3/14	Oxford, Miss.	L	7-4
5/4/14	Oxford, Miss.	W	11-1
5/21/14	Hoover, Ala.!	W	2-1
5/23/14	Hoover, Ala.!	W	8-7
3/26/15	Fayetteville, Ark.	W	10-3
3/27/15	Fayetteville, Ark.	L	5-4
3/28/15	Fayetteville, Ark.	W	5-2
4/8/16	Oxford, Miss.	L	7-3
4/9/16	Oxford, Miss.	L	14-9
4/10/16	Oxford, Miss.	L	8-7
4/27/17	Fayetteville, Ark.	L	9-1
4/28/17	Fayetteville, Ark.	L	4-1
4/28/17	Fayetteville, Ark.	W	7-4
3/29/18	Oxford, Miss.	W	6-4
3/30/18	Oxford, Miss.	L	5-4
3/31/18	Oxford, Miss.	L	11-10
3/29/19	Fayetteville, Ark.	W	5-3
3/30/19	Fayetteville, Ark.	L	4-3
3/31/19	Fayetteville, Ark.	L	17-7
5/22/19	Hoover, Ala.!	W	5-3
5/24/19	Hoover, Ala.!	L	3-2
6/8/19	Fayetteville, Ark.+	W	11-2
6/9/19	Fayetteville, Ark.+	L	13-5
6/10/19	Fayetteville, Ark.+	W	14-1
4/10/21	Oxford, Miss.	W	7-3
4/10/21	Oxford, Miss.	L	13-6
4/11/21	Oxford, Miss.	W	18-14
5/29/21	Hoover, Ala.!	W	3-2

HONORED HOGS

Jalen Battles

Brooks Wallace Award Watch List

Robert Moore

Consensus Preseason All-American (2B)

- Baseball America: Second Team
- Collegiate Baseball: Second Team
- D1Baseball: Second Team
- NCBWA: Second Team
- Perfect Game: Third Team

Preseason All-SEC First Team (2B)

USA Baseball Golden Spikes Award Preseason Watch List

Connor Noland

USA Baseball Golden Spikes Award Midseason Watch List

College Baseball Foundation Pitcher of the Year Award Watch List

Peyton Palette

Perfect Game Preseason All-American (Third Team, SP)

Kole Ramage

Karcher Round Rock Classic All-Tournament Team

Brady Slavens

Preseason All-SEC Second Team (OF)

Hagen Smith

SEC Freshman of the Week (April 18)

College Baseball Foundation National Pitcher of the Week (Week 9)

Peyton Stovall

Baseball America Preseason SEC Freshman of the Year

Baseball America Preseason All-American (Third Team, 1B)

D1Baseball Preseason SEC Freshman of the Year

Michael Turner

Buster Posey National Collegiate Catcher of the Year Award Watch List

Brady Tygart

Perfect Game Midseason Freshman All-American (RP)

NCBWA Stopper of the Year Midseason Watch List

Cayden Wallace

Preseason All-SEC Second Team (3B)

USA Baseball Golden Spikes Award Preseason Watch List

Karcher Round Rock Classic All-Tournament Team

SEC Co-Player of the Week (March 14)

Collegiate Baseball Newspaper National Player of the Week (March 14)

Jaxon Wiggins

Baseball America Preseason All-American (Third Team, SP)

WEEK 11

SOUTHEASTERN CONFERENCE

APRIL 29

EASTERN DIVISION

	SEC	Pct.	GB	All	Pct.	Home	Away	Neutral	Div.	Top 25	Top 10	L10	Streak
Tennessee	17-1	.944	-	38-3	.927	27-1	9-0	2-2	12-0	8-2	6-1	8-2	W7
Georgia	11-7	.611	6.0	29-12	.707	19-5	7-6	3-1	6-3	6-3	1-2	6-4	W1
Vanderbilt	9-10	.474	8.5	28-12	.700	18-7	8-5	2-0	8-7	4-9	1-5	6-4	L1
South Carolina	7-12	.368	10.5	20-20	.500	16-9	2-10	2-1	4-8	8-11	5-7	5-5	W1
Florida	6-12	.333	11.0	23-17	.575	15-9	7-8	1-0	1-8	8-15	3-4	4-6	L3
Kentucky	6-12	.333	11.0	23-18	.561	18-9	5-9	0-0	4-5	6-10	6-9	4-6	W1
Missouri	5-13	.278	12.0	22-16	.579	13-5	7-11	2-0	4-8	1-12	1-8	4-6	L4

WESTERN DIVISION

	SEC	Pct.	GB	All	Pct.	Home	Away	Neutral	Div.	Top 25	Top 10	L10	Streak
Arkansas	12-6	.667	-	32-9	.780	25-3	4-5	3-1	6-3	4-3	0-1	8-2	W1
Auburn	11-7	.611	1.0	30-12	.714	19-7	7-4	4-1	6-6	6-4	4-3	8-2	W7
Texas A&M	11-8	.579	1.5	26-14	.650	16-8	9-4	1-2	6-6	8-2	7-2	8-2	W2
LSU	10-8	.556	2.0	27-13	.675	21-5	5-6	1-2	5-7	2-6	2-5	6-4	L1
Alabama	9-10	.474	3.5	25-18	.581	19-8	6-10	0-0	6-3	6-9	6-9	4-6	L1
Mississippi State	8-10	.444	4.0	24-18	.571	17-8	6-7	1-3	7-8	6-11	2-4	6-4	L1
Ole Miss	6-12	.333	6.0	23-17	.575	15-10	7-6	1-1	3-6	0-4	0-3	4-6	W1

SCHEDULE (ALL TIMES EASTERN)

Tuesday, April 26

at #11 Georgia 16, Georgia State 1

at Kentucky 12, Dayton 1 (7 inn.)

at #1 Tennessee 10, Xavier 1

Alabama 9, at Samford 3

#3 Arkansas 2, Central Arkansas 1 (10 inn.) (N. Little Rock, Ark.)

#17 Auburn 8, at Jacksonville State 4

Ole Miss 5, Mississippi State 2 (Pearl, Miss.)

at Missouri State 3, Missouri 2

at New Orleans 9, #20 LSU 4

Sam Houston State at #21 Texas A&M - canceled

Thursday, April 28

*at South Carolina 6, Alabama 5

*#21 Texas A&M 5, at #6 Vanderbilt 1

Friday, April 29

*Kentucky at Florida - 6:30 p.m. (SECN+)

*Alabama at South Carolina - 7 p.m. (SECN+)

*#17 Auburn at #1 Tennessee - 7 p.m. (SECN)

*Mississippi State at Missouri - 7 p.m. (SECN+)

*#21 Texas A&M at #6 Vanderbilt - 7 p.m. (SECN+)

***Ole Miss at #3 Arkansas - 7:30 p.m. (SECN+)**

*#11 Georgia at #20 LSU - 7:30 p.m. (SECN+)

Saturday, April 30

*Alabama at South Carolina - 12 p.m. (SECN)

*#11 Georgia at #20 LSU - 3 p.m. (SECN+)

*Mississippi State at Missouri - 3 p.m. (SECN+)

*#21 Texas A&M at #7 Vanderbilt - 3 p.m. (SECN+)

*Kentucky at Florida - 6 p.m. (SECN+)

*#17 Auburn at #1 Tennessee - 7 p.m. (SECN)

***Ole Miss at #3 Arkansas - 8 p.m. (ESPN2)**

Sunday, May 1

*Kentucky at Florida - 12 p.m. (SECN)

***Ole Miss at #3 Arkansas - 1 p.m. (ESPN)**

*#17 Auburn at #1 Tennessee - 1 p.m. (SECN+)

*#11 Georgia at #20 LSU - 2 p.m. (SECN+)

*Mississippi State at Missouri - 3 p.m. (SECN)

Note: Rankings reflect highest among the six major polls.

* SEC game



Baseball America

April 25

- 1 Tennessee
- 2 Oregon State
- 3 Miami
- 4 Stanford
- 5 Virginia
- 6 Southern Miss
- 7 TCU
- 8 Oklahoma State
- 9 Virginia Tech
- 10 Arkansas**
- 11 Gonzaga
- 12 Louisville
- 13 Notre Dame
- 14 UCLA
- 15 Texas Tech
- 16 Georgia
- 17 Georgia Southern
- 18 Texas
- 19 Texas State
- 20 Maryland
- 21 Auburn
- 22 Wofford
- 23 Texas A&M
- 24 Florida State
- 25 Oregon

Collegiate Baseball

April 25

- 1 Tennessee
- 2 Miami
- 3 Arkansas**
- 4 Stanford
- 5 Oregon State
- 6 Vanderbilt
- 7 Texas State
- 8 Southern Miss
- 9 Oklahoma State
- 10 Louisville
- 11 Arizona
- 12 UCLA
- 13 UC Santa Barbara
- 14 Connecticut
- 15 Notre Dame
- 16 Virginia
- 17 Auburn
- 18 TCU
- 19 Central Michigan
- 20 Texas
- 21 Oregon
- 22 Georgia
- 23 Texas A&M
- 24 Rutgers
- 25 Maryland
- 26 Virginia Tech
- 27 LSU
- 28 NC State
- 29 Florida State
- 30 Cal Poly

D1Baseball

April 25

- 1 Tennessee
- 2 Oregon State
- 3 Oklahoma State
- 4 Southern Miss
- 5 Arkansas**
- 6 Stanford
- 7 Virginia Tech
- 8 Oklahoma State
- 9 Texas Tech
- 10 Texas
- 11 Virginia
- 12 Gonzaga
- 13 UCLA
- 14 Georgia
- 15 Connecticut
- 16 Louisville
- 17 Texas State
- 18 Notre Dame
- 19 Auburn
- 20 TCU
- 21 Texas A&M
- 22 LSU
- 23 Maryland
- 24 Georgia Southern
- 25 Wofford

NCBWA

April 25

- 1 Tennessee
- 2 Oregon State
- 3 Miami
- 4 Southern Miss
- 5 Stanford
- 6 Arkansas**
- 7 Texas
- 8 Oklahoma State
- 9 Virginia Tech
- 10 Virginia
- 11 Texas Tech
- 12 UCLA
- 13 Connecticut
- 14 Gonzaga
- 15 Georgia
- 16 Notre Dame
- 17 Louisville
- 18 TCU
- 19 Auburn
- 20 Texas State
- 21 Maryland
- 22 Vanderbilt
- 23 LSU
- 24 Georgia Southern
- 25 Oregon
- 26 Texas A&M
- 27 Arizona
- 28 Wofford
- 29 UC Santa Barbara
- 30 Florida State

Perfect Game

April 25

- 1 Tennessee
- 2 Oregon State
- 3 Southern Miss
- 4 Miami
- 5 Virginia Tech
- 6 TCU
- 7 Connecticut
- 8 Texas
- 9 Gonzaga
- 10 Oklahoma State
- 11 Arkansas**
- 12 Notre Dame
- 13 Virginia
- 14 Stanford
- 15 Texas Tech
- 16 UCLA
- 17 Oregon
- 18 Vanderbilt
- 19 Auburn
- 20 Florida State
- 21 Louisville
- 22 LSU
- 23 Georgia
- 24 Georgia Southern
- 25 Grand Canyon

USA Today Coaches

April 25

- 1 Tennessee
- 2 Oregon State
- 3 Miami
- 4 Arkansas**
- 5 Southern Miss
- 6 Texas
- 7 Oklahoma State
- 8 Virginia
- 9 Stanford
- 10 Virginia Tech
- 11 Georgia
- 12 Notre Dame
- 13 Texas Tech
- 14 UCLA
- 15 Gonzaga
- 16 Connecticut
- 17 Louisville
- 18 Texas State
- 19 TCU
- 20 LSU
- 21 Auburn
- 22 Vanderbilt
- 23 Maryland
- 24 Wofford
- 25 Georgia Southern

ARKANSAS IN THE POLLS

	BA	D1Baseball	PG	USA Today	CB	NCBWA
Preseason	8	2	8	4	20	4
Feb. 21	9	2	9	4	23	3
Feb. 28	10	3	11	6	20	7
March 7	9	3	11	7	20	5
March 14	7	3	10	4	18	4
March 21	6	3	6	4	5	2
March 28	4	2	6	2	4	2
April 4	3	2	4	2	3	2
April 11	7	6	9	5	6	4
April 18	4	4	4	3	2	3
April 25	10	5	11	4	3	6
May 2	--	--	--	--	--	--
May 9	--	--	--	--	--	--
May 16	--	--	--	--	--	--
May 23	--	--	--	--	--	--
May 30	--	--	--	--	--	--
Final	--	--	--	--	--	--

D1 - D1Baseball.com

BA - Baseball America

USA TODAY - USA Today Coaches Poll

PG - Perfect Game

CB - Collegiate Baseball Newspaper

NCBWA - National Collegiate Baseball Writers Association



PERSONAL

Born: Sept. 17, 1960
 Hometown: Kansas City, Mo.
 Alma Mater: Arkansas (1988)
 Masters of Science: East Texas State University (1992)
 Wife: Karen
 Children: Hollan, Mariel
 Named Head Coach at Arkansas: June 21, 2002

PLAYING HISTORY

1982-84 Atlanta Braves Organization
 1982 MLB Draft: 10th Round (Atlanta Braves)
 1982 Arkansas
 1981 MLB Draft: 10th Round (Chicago White Sox)
 1980-81 McLennan Community College

COACHING HONORS

2021 SEC Coach of the Year
 2004 SEC Coach of the Year
 2001 Baseball America National Coach of the Year
 2001 BIG 12 Coach of the Year
 2001 ABCA Midwest Region Coach of the Year
 2000 ABCA Midwest Region Coach of the Year
 1997 Southland Coach of the Year
 1995 Southland Coach of the Year
 1994 NCAA Division II Coach of the Year
 1994 ABCA Central Region Coach of the Year

HALL OF FAME

2019 Arkansas Sports Hall of Fame
 2013 Winnetonka High School Hall of Fame
 2012 Ban Johnson League Hall of Fame
 2001 Central Missouri State Hall of Fame

Dave Van Horn, the 2004 and 2021 SEC Coach of the Year, enters his 20th season at the helm of the Arkansas baseball program in 2022. In his 20 seasons as Head Hog, Van Horn has elevated Arkansas into one of the nation's premier teams. Van Horn has led the Razorbacks to six College World Series appearances, 17 NCAA Tournament berths, two SEC overall titles, six SEC Western Division championships, one SEC Tournament title and a total of 781 wins and counting.

Since returning to his alma mater in 2003 to take over for retiring legendary Arkansas head baseball coach Norm DeBriyn, Van Horn has continued to successfully field nationally competitive teams while grooming two Golden Spikes Award and Dick Howser Trophy winners in Andrew Benintendi and Kevin Kopps as well as numerous All-Americans, all-conference performers and future professional baseball players. Under his watch, 34 Hogs have been named All-Americans, 41 as All-SEC players and 120 have been picked in the MLB Draft. Those 120 draft picks are third most among all active head coaches in the SEC.

Van Horn, who is the second-winningest coach in Arkansas history, has 307 career SEC wins to his name and is one of only five head coaches in college baseball history, along with Mississippi State/Georgia's Ron Polk (453), Ole Miss' Mike Bianco (334), LSU's Skip Bertman (328) and Vanderbilt's Tim Corbin (315), with 300 or more SEC wins in their career.


Including his years at Nebraska, Northwestern State and Central Missouri State, Van Horn has racked up 1,153 wins at four-year institutions, sixth most among all active DI head coaches. He is also one of six active DI head coaches with 1,100 or more wins at four-year schools.

DVH AGAINST 2022 OPPONENTS				
	W-L	Home	Away	Neutral
Alabama	34-25	19-8	13-14	2-3
Arkansas State	3-0	3-0	0-0	0-0
Auburn	33-22	17-10	15-12	1-0
Florida	29-22	13-5	10-14	6-3
Grambling	9-0	9-0	0-0	0-0
Illinois State	4-3	4-3	0-0	0-0
Indiana	1-0	0-0	0-0	1-0
Kentucky	29-13	16-5	13-8	0-0
Little Rock	3-1	3-1	0-0	0-0
Louisiana	1-0	0-0	0-0	1-0
LSU	25-42	14-17	10-17	1-8
Mississippi State	33-28	18-12	13-14	2-2
Missouri	14-4	7-2	7-2	0-0
Missouri State	20-9	11-7	9-2	0-0
Ole Miss	29-39	12-18	11-16	6-5
Omaha	1-0	1-0	0-0	0-0
Southeastern	2-1	2-1	0-0	0-0
Stanford	0-2	0-0	0-1	0-1
Texas A&M	18-14	10-5	7-9	1-0
UAPB	5-0	5-0	0-0	0-0
UCA	3-0	2-0	0-0	1-0
UIC	11-1	11-1	0-0	0-0
Vanderbilt	20-22	12-8	7-10	1-4

VAN HORN'S CAREER NUMBERS

Year	School	Record	Pct.	Conf.	Place	Tourn.	NCAA
1989	Texarkana CC	39-18	.684	NA	NA	NA	--
1990	Texarkana CC	44-14	.759	NA	NA	NA	--
1991	Texarkana CC	45-12	.789	NA	NA	NA	--
1992	Texarkana CC	48-10	.827	NA	1st	NA	--
1993	Texarkana CC	38-18	.678	NA	NA	NA	--
	<i>Totals</i>	<i>214-72</i>	<i>.748</i>	--	--	--	--
1994	Central Missouri State	51-11	.823	15-1	1st (Div.)	1st (4-1)	NCAA DII Champs
	<i>Totals</i>	<i>51-11</i>	<i>.823</i>	<i>15-1</i>	--	<i>1 (4-1)</i>	--
1995	Northwestern State	37-15	.711	19-5	1st	DNP (0-2)	--
1996	Northwestern State	34-27	.557	14-16	2nd (Div.)	2nd (3-2)	--
1997	Northwestern State	35-23	.603	19-9	1st	DNP (0-2)	--
	<i>Totals</i>	<i>106-65</i>	<i>.620</i>	<i>52-30</i>	--	<i>3 (3-6)</i>	--
1998	Nebraska	24-20	.545	10-13	7th	DNQ	DNQ
1999	Nebraska	42-18	.700	16-9	5th	1st (4-0)	NCAA (1-2)
2000	Nebraska	51-17	.750	21-9	2nd	1st (5-1)	NCAA (4-2)
2001	Nebraska	50-16	.758	20-8	1st	1st (4-0)	CWS (5-2)
2002	Nebraska	47-21	.691	16-11	2nd	2nd (3-1)	CWS (5-3)
	<i>Totals</i>	<i>214-92</i>	<i>.699</i>	<i>67-39</i>	--	<i>4 (16-2)</i>	<i>4 (15-9)</i>
2003	Arkansas	35-22	.612	14-16	6th West	T-7th (0-2)	NCAA (1-2)
2004	Arkansas	45-24	.652	19-11	T-1st Overall	4th (2-2)	CWS (6-3)
2005	Arkansas	39-22	.636	13-17	T-5th West	T-7th (0-2)	NCAA (2-2)
2006	Arkansas	39-21	.650	18-12	2nd West	T-7th (0-2)	NCAA (1-2)
2007	Arkansas	43-21	.672	18-12	1st West	2nd (3-1)	NCAA (2-2)
2008	Arkansas	34-24	.586	14-15	4th West	DNQ	NCAA (0-2)
2009	Arkansas	41-24	.631	14-15	4th West	4th (2-2)	CWS (7-2)
2010	Arkansas	43-21	.672	18-12	2nd West	T-7th (0-2)	NCAA (3-3)
2011	Arkansas	40-22	.645	15-15	1st West	T-3rd (2-2)	NCAA (2-2)
2012	Arkansas	46-22	.676	16-14	T-2nd West	T-9th (0-2)	CWS (7-3)
2013	Arkansas	39-22	.639	18-11	2nd West	T-3rd (2-1)	NCAA (2-2)
2014	Arkansas	40-25	.615	16-14	4th West	T-3rd (3-2)	NCAA (2-2)
2015	Arkansas	40-25	.615	17-12	3rd West	T-5th (2-2)	CWS (5-3)
2016	Arkansas	26-29	.473	7-23	7th West	DNQ	DNQ
2017	Arkansas	45-19	.703	18-11	2nd West	2nd (3-2)	NCAA (3-2)
2018	Arkansas	48-21	.696	18-12	T-1st West	T-3rd (2-1)	CWS Runner-Up (9-3)
2019	Arkansas	46-20	.697	20-10	T-1st West	T-5th (1-2)	CWS (5-3)
2020	Arkansas	11-5	.688	--	--	--	--
2021	Arkansas	50-13	.807	22-8	1st Overall	1st (4-0)	NCAA (4-3)
2022	Arkansas	32-9	.781	12-6	--	--	--
	<i>Totals</i>	<i>782-411</i>	<i>.656</i>	<i>307-246</i>	--	<i>16 (26-27)</i>	<i>17 (61-42)</i>
<i>CAREER TOTALS</i>		<i>1,367-651</i>	<i>.677</i>	<i>441-316</i>	--	<i>49-36 (.577)</i>	<i>76-50 (.603)</i>


A THE ARKANSAS RAZORBACKS



ROBERT MOORE
Jr. • 5-9 • 170 • S/R
INF • Leawood, Kan.




JALEN BATTLES
Sr. • 6-2 • 210 • R/R
INF • San Antonio, Texas




ZACK GREGORY
R-Jr. • 5-10 • 190 • L/R
INF • Keller, Texas




JUDE PUTZ
Fr. • 6-0 • 170 • R/R
INF • Loch Lloyd, Mo.




KENDALL DIGGS
Fr. • 6-0 • 205 • L/R
INF • Olathe, Kan.



CAYDEN WALLACE
So. • 6-1 • 205 • R/R
INF/OF • Greenbrier, Ark.




JACE BOHROFEN
So. • 6-2 • 200 • L/R
OF • Oklahoma City, Okla.



DRAKE VARNADO
Fr. • 6-1 • 175 • R/R
INF • Port Neches, Texas



PEYTON STOVALL
Fr. • 5-11 • 190 • L/R
INF • Haughton, La.




MICHAEL TURNER
Grad. • 6-2 • 205 • L/R
C/INF • Warren, Ohio




CONNOR NOLAND
Sr. • 6-2 • 215 • R/R
RHP • Greenwood, Ark.



DYLAN LEACH
So. • 5-11 • 205 • S/R
C • Carthage, Texas




BRADY SLAVENS
Sr. • 6-3 • 205 • L/R
INF/OF • Olathe, Kan.



CHRIS LANZILLI
Grad. • 6-2 • 225 • R/R
INF/OF • Stoneham, Mass.



ELIJAH TREST
Sr. • 6-3 • 215 • L/R
RHP • White Oak, Texas



JAXON WIGGINS
So. • 6-6 • 225 • R/R
RHP • Roland, Okla.



BRAYDON WEBB
Grad. • 6-0 • 200 • R/R
RHP • McKinney, Texas



BRADY TYGART
Fr. • 6-2 • 200 • R/R
RHP • Hernando, Miss.




NICK MOTEN
Fr. • 6-1 • 210 • R/R
RHP • Florissant, Mo.




KOLE RAMAGE
R-Sr. • 6-1 • 205 • R/R
RHP • Southlake, Texas




AUSTIN LEDBETTER
Fr. • 6-1 • 190 • R/R
RHP • Bryant, Ark.




DYLAN CARTER
Jr. • 6-2 • 205 • R/R
RHP • Bentonville, Ark.




ZACK MORRIS
Jr. • 6-3 • 225 • L/L
LHP • Cabot, Ark.




HAGEN SMITH
Fr. • 6-3 • 215 • L/L
LHP • Bullard, Texas



NICK GRIFFIN
Fr. • 6-4 • 195 • R/R
LHP • Monticello, Ark.




VINCENT TRAPANI
Fr. • 6-1 • 225 • R/R
RHP • Eau Claire, Wisc.



PEYTON PALLETTE
So. • 6-1 • 180 • R/R
RHP • Benton, Ark.



JAKE FAHERTY
Fr. • 6-3 • 185 • R/R
RHP • Georgetown, Ky.




MARK ADAMIAK
R-So. • 6-4 • 230 • R/R
RHP • Shawnee, Kan.



EVAN TAYLOR
Sr. • 6-4 • 250 • L/L
LHP • Florence, Ala.




WILL MCENTIRE
R-So. • 6-4 • 225 • R/R
RHP • Bryant, Ark.




MILLER PLEIMANN
R-Jr. • 6-4 • 200 • R/R
RHP • Fayetteville, Ark.




MAX SOLIZ JR.
Fr. • 6-5 • 220 • R/R
C/OF • Madison, Ala.



TYLER CACCIATORE
R-Fr. • 6-6 • 230 • R/R
RHP • Sheridan, Ark.



HESTON TOLE
So. • 6-6 • 220 • R/R
RHP • Wichita Falls, Texas



MATTHEW MAGRE
So. • 6-1 • 220 • L/L
LHP • Fayetteville, Ark.



GABRIEL STARKS
So. • 6-1 • 220 • R/R
RHP • Pine Bluff, Ark.



EVAN GRAY
R-So. • 6-4 • 205 • R/R
RHP • Swansea, Ill.



ISSAC BRACKEN
Grad. • 6-0 • 190 • R/R
RHP • Berthoud, Colo.




ZEBULON VERMILLION
R-Sr. • 6-4 • 240 • L/R
RHP • Prairie Village, Kan.



DAVE VAN HORN
Head Coach
20th Season



NATE THOMPSON
Assistant Coach
5th Season



MATT HOBBS
Assistant Coach
4th Season



BOBBY WERNES
Assistant Coach
2nd Season



CLAY GOODWIN
Director of Operations
15th Season





No.	Player	Pos.	B/T	Yr.	Ht.	Wt.	Hometown / High School / Previous School
1	Robert Moore	INF	S/R	Jr.	5-9	170	Leawood, Kan. / Shawnee Mission East HS
2	Jalen Battles	INF	R/R	Sr.	6-2	210	San Antonio, Texas / James Madison HS / McLennan CC
3	Zack Gregory	OF	L/R	R-Jr.	5-10	190	Keller, Texas / Timber Creek HS
4	Jude Putz	INF	R/R	Fr.	6-0	170	Loch Lloyd, Mo. / Bishop Miege HS
5	Kendall Diggs	INF	L/R	Fr.	6-0	205	Olathe, Kan. / Saint Thomas Aquinas HS
7	Cayden Wallace	INF/OF	R/R	So.	6-1	205	Greenbrier, Ark. / Greenbrier HS
8	Jace Bohrofen	OF	L/R	So.	6-2	200	Oklahoma City, Okla. / Westmoore HS / Oklahoma
9	Drake Varnado	INF/OF	R/R	Fr.	6-1	175	Port Neches, Texas / IMG Academy
10	Peyton Stovall	INF	L/R	Fr.	5-11	190	Haughton, La. / Haughton HS
12	Michael Turner	C/INF	L/R	Grad.	6-2	205	Warren, Ohio / Champion HS / Kent State
13	Connor Noland	RHP	R/R	Sr.	6-2	215	Greenwood, Ark. / Greenwood HS
15	Dylan Leach	C	S/R	So.	5-11	205	Carthage, Texas / Carthage HS
17	Brady Slavens	INF/OF	L/R	Sr.	6-3	205	Olathe, Kan. / Olathe Northwest HS / Wichita State / Johnson County CC
18	Chris Lanzilli	OF	R/R	Grad.	6-2	225	Stoneham, Mass. / Dexter HS / Wake Forest
20	Elijah Trest	RHP	L/R	Sr.	6-3	215	White Oak, Texas / White Oak HS
22	Jaxon Wiggins	RHP	R/R	So.	6-6	225	Roland, Okla. / Roland HS
24	Braydon Webb	OF	R/R	Grad.	6-0	200	McKinney, Texas / McKinney Boyd HS / Grayson CC
25	Brady Tygart	RHP	R/R	Fr.	6-2	200	Hernando, Miss. / Lewisburg HS
27	Nick Moten	RHP	R/R	Fr.	6-1	210	Florissant, Mo. / Westminster Christian Academy
28	Kole Ramage	RHP	R/R	R-Sr.	6-1	205	Southlake, Texas / Southlake Carroll HS
29	Austin Ledbetter	RHP	R/R	Fr.	6-1	190	Bryant, Ark. / Bryant HS
31	Dylan Carter	RHP	R/R	Jr.	6-2	205	Bentonville, Ark. / Bentonville West HS / Crowder College
32	Zack Morris	LHP	L/L	Jr.	6-3	225	Cabot, Ark. / Cabot HS
33	Hagen Smith	LHP	L/L	Fr.	6-3	215	Bullard, Texas / Bullard HS
34	Nick Griffin	LHP	L/L	R-Fr.	6-4	195	Monticello, Ark. / Monticello HS
35	Vincent Trapani	RHP	R/R	Fr.	6-1	225	Eau Claire, Wisc. / Eau Claire Memorial HS
36	Peyton Pallette	RHP	R/R	Jr.	6-1	180	Benton, Ark. / Benton HS
37	Jake Faherty	RHP	R/R	Fr.	6-3	185	Georgetown, Ky. / Great Crossing HS
38	Mark Adamiak	RHP	R/R	R-So.	6-4	230	Shawnee, Kan. / Shawnee Mission Northwest HS
39	Evan Taylor	LHP	L/L	Sr.	6-4	250	Florence, Ala. / Florence HS
41	Will McEntire	RHP	L/R	R-So.	6-4	225	Bryant, Ark. / Bryant HS
43	Miller Pleimann	RHP	R/R	R-Jr.	6-4	200	Fayetteville, Ark. / Fayetteville HS / Wichita State
44	Max Soliz Jr.	C/OF	R/R	Fr.	6-5	220	Madison, Ala. / Bob Jones HS
46	Tyler Cacciatori	RHP	R/R	R-Fr.	6-6	230	Sheridan, Ark. / Sheridan HS
48	Heston Tole	RHP	R/R	So.	6-6	220	Wichita Falls, Texas / IMG Academy
50	Matthew Magre	LHP	L/L	So.	6-1	220	Fayetteville, Ark. / Fayetteville HS
55	Gabriel Starks	RHP	R/R	So.	6-1	220	Pine Bluff, Ark. / Watson Chapel HS
58	Evan Gray	RHP	R/R	R-So.	6-4	205	Swansea, Ill. / Belleville East HS
59	Issac Bracken	RHP	R/R	Grad.	6-0	190	Berthoud, Colo. / Berthoud HS / Northern Colorado
88	Zebulon Vermillion	RHP	L/R	R-Sr.	6-5	240	Prairie Village, Kan. / Shawnee Mission East HS

Coaches & Support Staff

Head Coach:	21 Dave Van Horn, 20th Season (Arkansas, 1988)
Assistant Coach:	30 Nate Thompson, 5th Season (Dallas Baptist, 2006)
Assistant Coach:	47 Matt Hobbs, 4th Season (Missouri, 2002)
Volunteer Assistant Coach:	6 Bobby Wernes, 2nd Season (Arkansas, 2018)
Student Assistant Coach:	14 Cullen Smith, 1st Season (Arkansas, 2021)
Director of Operations:	Clay Goodwin, 15th Season (Arkansas, 2005)
Strength & Conditioning:	Blaine Kinsley, 5th Season (Lenoir-Rhyne, 2010)
Athletic Trainer:	Corey Wood, 11th Season (East Carolina, 2008)
Director of Video & Scouting:	Zach Barr, 5th Season (Arkansas, 2017)
Equipment Manager:	Mark Taylor, 30th Season (Ouachita Baptist, 1988)
Graduate Manager:	DJ Baxendale
Student Managers:	Blake Baxendale, Bryson Halford, Josh Langham, John McElroy, Matthew Schluterman, Matt Wheeler
Sports Information Director:	Oliver Grigg, 2nd Season (Tulane, 2017)
Academics Director:	Jonathan Burgess, 1st Season (Central Arkansas, 2015)
Sports Nutritionist:	Lauren Lyons, 4th Season (Saint Louis, 2017)
Sport Administrator:	Kevin Trainor, 12th Season (Arkansas, 1994)
Administrative Assistant:	Kelly Moore, 19th Season (Arkansas, 2004)

Pronunciation Guide

Mark Adamiak	uh-dom-ee-ack
Jace Bohrofen.....	bore-fin
Tyler Cacciatori.....	catch-a-toree
Miller Pleimann.....	ply-min
Jude Putz	puts
Matthew Magre	mah-gray
Peyton Pallette	pah-let
Kole Ramage.....	ram-idge
Max Soliz Jr.....	so-leez
Brady Slavens	slay-vins
Brady Tygart.....	ty-gert
Bobby Wernes	wer-niss

Team Captains

Zack Gregory.....	R-Jr. / OF
Zebulon Vermillion	R-Sr. / RHP
Cayden Wallace.....	Soph. / INF/OF



THE STARTERS

12 MICHAEL TURNER **C** **L/R** **GRAD.** **.329/.404/.514**

Graduate transfer from Kent State ... Has started in 37 of his 38 games played in ... Third on the team in RBI (33), including nine multi-RBI games ... Second on the Razorbacks in hits (48) ... Fifth on the team in home runs (5) ... Hit his first homer as a Razorback against Omaha (March 2) ... Played and started in 25 games (all 25 starts at catcher) in 2021 while at Kent State, slashing .337/.439/.640 with six homers and 22 runs batted in on the year ... Stole five bases in six attempts.

10 PEYTON STOVALL **1B** **L/R** **FR.** **.267/.365/.378**

Has started in 35 of his 36 games played in ... Recorded first collegiate hit against Illinois State (Feb. 20), collecting a double and a run scored in the Razorbacks' win ... Swatted his first collegiate homer against Omaha (March 2) ... Tabbed as the Preseason SEC Freshman of the Year by D1Baseball and Baseball America ... Attended Haughton High School in Haughton, La. ... The best prospect and best shortstop in Louisiana, according to Prep Baseball Report ... Perfect Game listed him as the top shortstop in Louisiana and the state's No. 2 overall prospect.

1 ROBERT MOORE **2B** **S/R** **JR.** **.233/.388/.432**

Consensus preseason All-American ... Has started all 39 games played in this season ... Leads the Razorbacks in doubles (13) and hit-by-pitches (10) ... Second on the Hogs in walks (26) ... Fourth in RBI (30) with nine multi-RBI efforts ... Swatted his first homer of the season against Illinois State (Feb. 19) ... Started and played in 61 games (60 at second, one at shortstop), slashing .283/.384/.558 with a team-high 16 homers and 53 RBI in 2021 ... Led the Razorbacks in runs scored (59) ... Ranked second on the Razorbacks in multi-RBI games with 14 ... Swiped six bases ... Hit for the cycle against UCA last season.

7 CAYDEN WALLACE **3B** **R/R** **SO.** **.305/.407/.494**

Only Razorback to start in all 41 games this season ... Team leader in hits (50) ... Leads Hogs in runs scored (41) ... Fourth on the team in homers (6) ... Team leader in stolen bases (10) ... Hit a grand slam in consecutive games against UIC (March 12-13) ... 24th Razorback in program history to earn Freshman All-America status ... Started in 60 games (48 in right, seven at third, four in left, one as designated hitter) in 2021, slashing .279/.369/.500 with 14 homers and 44 runs batted in ... Racked up a team-leading 67 hits ... 17 multi-hit games, including a team-best seven three-hit performances.

2 JALEN BATTLES **SS** **R/R** **SR.** **.296/.359/.507**

Has started all 40 games played in this season ... Third on the Hogs in hits (45) ... Third on the team in homers (7) ... Hit a go-ahead three-run shot vs. Louisiana (Feb. 27) in the Round Rock Classic ... Swatted two home runs against Mississippi State (April 1), his second collegiate multi-homer game ... Started and played in 61 games (all 61 at shortstop), slashing .269/.371/.407 with six homers and 43 RBI in 2021 ... 14 multi-hit games and 11 multi-RBI games ... Five steals ... 2021 SEC Tournament MVP.

3 ZACK GREGORY **LF** **L/R** **R-JR.** **.276/.475/.517**

Has started 32 of his 33 games played in this season ... Team leader in on-base percentage (.475) ... Tied for fifth on the Razorbacks in homers (5) ... 4-for-4 in stolen base attempts this year ... Career-high four hits, including a homer, and four RBI at Florida (April 9) ... Played in 43 games with 32 starts (31 in left, one in right) in 2021, slashing .245/.440/.412 with three homers and 19 RBI ... Drew 26 walks.

24 BRAYDON WEBB **CF** **R/R** **GRAD.** **.254/.393/.509**

Has played in 36 games with 32 starts ... Second on the Razorbacks in home runs (9) ... Has homered in three consecutive games on two occasions this season: against Kentucky, at Mizzou (March 19-25); vs. Mississippi State, vs. UCA, at Florida (April 3-7) ... 6-for-6 in stolen base attempts ... Played in 48 games with 26 starts (22 in left, 3 in center, one as DH) in 2021, hitting six homers with 16 runs batted in.

18 CHRIS LANZILLI **DH** **R/R** **GRAD.** **.314/.425/.464**

Graduate transfer from Wake Forest ... Has started all 38 games played in this season ... Fourth on the team in hits (44) ... Reached base in 27 consecutive games to start season ... Hit a walk-off two-run homer against UIC (March 13) ... His 47 career home runs are seventh most among all active Division I college baseball players ... Appeared in 170 games with 166 starts while at Wake Forest ... Finished career there with a .298 batting average, 195 hits, 147 RBI, 42 home runs, 46 doubles and 76 walks ... His 42 home runs rank tied for eighth all-time in Wake Forest history for career blasts.

17 BRADY SLAVENS **RF** **L/R** **SR.** **.279/.346/.593**

Has played in 37 games with 36 starts ... Team leader in homers (10) and RBI (42) ... Drove in nine runs on six hits in a doubleheader against UAPB (April 12) ... Hammered two home runs on the road at Texas A&M (April 23) ... Played in 57 games with 56 starts in 2021 (50 at first, three as designated hitter, three in right), slashing .284/.347/.560 with 14 homers and a team-leading 63 RBI ... Posted team highs in batting average (.284) and slugging (.560) ... Led the Razorbacks in multi-RBI games with 16.

THE BENCH

4 JUDE PUTZ **INF** **R/R** **FR.**

Attended Bishop Miege High School in Roeland Park, Kan. ... Ranked the No. 7 overall recruit and third-best prospect in Missouri, according to Perfect Game ... Nationally ranked as the No. 77 shortstop and 386th overall recruit by PG ... Prep Baseball Report ranked him as the fifth-best shortstop in Kansas and 16th overall prospect in the state.

5 KENDALL DIGGS **INF** **R/R** **FR.**

Has played in 13 games with eight starts ... Made his collegiate debut vs. Louisiana (Feb. 27) in the Round Rock Classic, collecting his first career hit ... Racked up his first two RBI against Southeastern (March 5) ... Made his SEC debut on the road at Mizzou (March 27), picking up a hit, two walks and his first career stolen base ... Swatted his first collegiate home run against Little Rock (March 29) ... Attended St. Thomas Aquinas High School in Overland Park, Kan. ... The top third baseman from Kansas and second-best prospect in the state according to Perfect Game and Prep Baseball Report.

8 JACE BOHROFEN **OF** **L/R** **SO.**

Transfer from Oklahoma ... Has started in 14 of his 17 games played in this season ... Drove in a season-high five runs in a three-hit effort against Southeastern (March 5) ... Swatted his first two home runs as a Razorback against UCA (April 5) ... Played in 35 games with 29 starts as a true freshman for the Sooners in 2021 ... Slashed .252/.347/.408 with two home runs and 18 runs batted in ... Tallied 26 hits, including four doubles and a team-leading three triples.

9 DRAKE VARNADO **INF/OF** **R/R** **FR.**

Has played in 14 games with three starts ... Made collegiate debut against Illinois State (Feb. 19), scoring his first career run in the contest ... Tallied his first career hit and RBI against Grambling (March 16) ... Attended IMG Academy in Bradenton, Fla. ... Top shortstop and 10th overall prospect in Florida, according to Prep Baseball Report ... Selected by the Arizona Diamondbacks in the 17th round of the 2021 MLB Draft.

15 DYLAN LEACH **C** **S/R** **SO.**

Backup catcher for Arkansas ... Has played in 18 games with 13 starts behind the plate this season ... Became the second Razorback since 1994 to hit for the cycle, doing so against UCA (April 5) and homering from both sides of the plate in the ballgame ... Played in 17 games with 10 starts at catcher during the 2021 season, slashing .257/.469/.429 with one home run and four RBI ... Scored 12 runs to go along with one double and one triple ... Had a .991 fielding percentage) and threw out 4-of-15 runners.

44 MAX SOLIZ JR. **C/OF** **R/R** **FR.**

Has played in five games with one start ... Made his collegiate debut against Omaha (March 2), tallying his first hit, first double and first RBI in the contest ... Earned his first career start against UIC (March 12), collecting a hit and run scored ... Attended Bob Jones High School in Madison, Ala. ... The top catcher out of Alabama, according to Prep Baseball Report ... Perfect Game ranked him as the third-best prospect in Alabama and top catcher ... Tabbed as the No. 11 catcher in the nation by Perfect Game.

THE STARTING ROTATION

FRIDAY



#13 RHP CONNOR NOLAND

SR.

5-2, 2.54 ERA, 60.1 IP, 14 BB, 74 SO

Last Start: April 22, at Texas A&M, 6.0 IP, 2 H, 2 R, 0 ER, 3 BB, 7 SO

10 starts this year with a team-leading seven quality starts ... Started the 2022 season opener against Illinois State (Feb. 18), striking out five over six innings of two-run ball ... Struck out 10 over six innings of one-run ball vs. Indiana (Feb. 25) in the Round Rock Classic ... Matched his career high with 11 strikeouts against UIC (March 10) ... Made his first SEC start of the year against Kentucky (March 18), striking out seven over 6.1 innings ... Earned his fourth win of the season against Mississippi State (April 1), fanning six over a season-long seven innings of work ... Delivered his most dominant performance of the year at Florida (April 7), tossing seven shutout innings with seven strikeouts ... Carded his sixth quality start against LSU (April 14), striking out seven over six innings ... Fanned seven in a quality start at Texas A&M (April 22).

SATURDAY



#33 LHP HAGEN SMITH

FR.

6-2, 3.83 ERA, 51.2 IP, 26 BB, 53 SO

Last Start: April 23, at Texas A&M, 3.0 IP, 2 H, 1 R, 1 ER, 5 BB, 1 SO

10 starts on the mound this season as a true freshman, posting five quality starts ... Team leader in wins (6) ... Made his collegiate debut against Illinois State (Feb. 19), fanning five over six scoreless innings ... Struck out a career-high nine against SLU (March 5) in a career-long seven innings ... Earned his third win of the year against UIC (March 12), punching out eight over five innings ... Made his SEC debut against Kentucky (March 19), fanning seven over six innings of three-run ball ... Struck out five in a five-inning start on the road at Mizzou (March 26) ... Fanned seven in six innings to earn his fifth win of the season against Mississippi State (April 2) ... Matched his season long with seven shutout innings against #15 LSU (April 15), fanning seven to earn his sixth win of the season.

SUNDAY



#22 RHP JAXON WIGGINS

SO.

5-1, 5.55 ERA, 48.2 IP, 28 BB, 57 SO

Last Start: April 14, at Texas A&M, 0.1 P, 3 H, 5 R, 5 ER, 3 BB, 1 SO

10 starts in 2022, registering three quality starts ... Struck out five over five innings against Illinois State (Feb. 20) in his first start of the year ... Tossed six innings of three-hit, three-run ball with four strikeouts vs. Louisiana (Feb. 27) in the Round Rock Classic to log his first career quality start ... Went a career-long 6.1 innings against Southeastern (March 5), fanning seven ... Struck out a career-high eight batters against SEC foe Kentucky (March 20), shutting out the Wildcats over six innings ... Eight strikeouts over a career-long 7.1 innings on the road at Mizzou (March 27) ... Recorded a career-high nine strikeouts in a start of 5.1 innings against #15 LSU (April 16) ... 17 appearances with four starts as a true freshman in 2021, going 3-1 with a 5.09 ERA and four saves ... Member of an Arkansas pitching staff that set a school record with 657 strikeouts.

PITCHER BREAKDOWN

	W-L-S	ERA	IP	H	R	ER	BB	SO
Starters	20-5-0	3.91	193.1	160	88	84	81	216
Relievers	12-4-13	2.52	167.2	122	55	47	75	212

THE HOG PEN

Pitcher	Last App.	IP	H	R	ER	BB	SO	HR	RI/S	---- Season Totals ----			
										RI/S	SV	Ret./1BF (BB)	
Mark Adamiak	4/26 (UCA)	0.0	0	0	0	1	0	0	0/0	4/0	0	2/6 (2)	
Issac Bracken	4/20 (ASU)	0.2	0	0	0	1	2	0	3/1	12/6	0	3/5 (1)	
Jake Faherty	3/10 (UIC)	0.1	0	0	0	1	1	0	2/1	2/1	0	0/1 (1)	
Evan Gray	4/3 (MSU)	0.1	0	0	0	0	0	0	2/0	3/0	0	3/3 (0)	
Nick Griffin	4/19 (ASU)	2.0	1	0	0	3	4	0	0/0	0/0	0	2/6 (4)	
Austin Ledbetter	4/20 (ASU)	1.0	1	0	0	0	0	0	0/0	0/0	0	3/3 (0)	
Zach Morris	4/26 (UCA)	1.2	0	0	0	0	1	0	0/0	13/5	0	7/10 (0)	
Nick Moten	4/5 (UCA)	0.0	2	4	4	2	0	0	0/0	0/0	0	1/2 (0)	
Miller Pleimann	4/20 (ASU)	1.0	0	0	0	0	2	0	0/0	5/1	0	3/4 (0)	
Kole Ramage	4.24 (TAMU)	2.2	4	2	1	2	5	0	1/0	12/6	3	12/15 (0)	
Gabriel Starks	4/20 (ASU)	0.1	1	2	2	2	1	0	0/0	3/1	0	5/9 (1)	
Evan Taylor	4/26 (UCA)	1.1	0	0	0	0	0	0	2/0	13/0	1	15/16 (1)	
Heston Tole	4/26 (UCA)	1.0	0	0	0	0	1	0	1/0	9/2	1	5/9 (1)	
Elijah Trest	4/24 (TAMU)	1.0	1	1	0	2	0	0	0/0	1/1	0	6/9 (2)	
Brady Tygart	4/24 (TAMU)	1.0	0	0	0	0	1	0	0/0	4/2	6	8/13 (1)	
Zebulon Vermillion	4/24 (TAMU)	1.0	3	2	2	0	0	0	0/0	3/1	2	5/15 (3)	

TEAM TOTALS

84/26 13 80/126 (17)

Bulpen Notes: Brady Tygart (4), Kole Ramage (2), Zebulon Vermillion (2), Evan Taylor (1) Heston Tole (1) have each logged multi-inning saves this season ... Ramage punched out six in a four-inning save against Illinois State (Feb. 20) ... Ramage also struck out six in a three-inning save against Indiana (Feb. 25) in the Karbach Round Rock Classic ... Tole's multi-inning save came against Illinois State (Feb. 19), striking out two over 1.1 innings of work ... Vermillion fanned five batters in a three-inning save against Kentucky (March 19) and struck out two in a two-inning save situation at Florida (April 7) ... Four of Tygart's team-leading five saves this season have been of the multi-inning variety: vs. Kentucky (March 20), at Mizzou (March 25), at Mizzou (March 27), vs. #15 LSU (April 14).



Heston Tole sports a 2-0 record with a 2.57 ERA over 14 innings of relief work this season. The right-hander has struck out 19 batters while walking just two on the year.



Elijah Trest was selected by the Colorado Rockies in the 19th round of the 2021 MLB Draft, but the right-handed reliever opted to return to the Razorbacks for his senior season.



Brady Tygart has emerged as the Razorbacks' most trusted reliever, owning a 1.59 ERA and 30 strikeouts over 22.2 innings this season. The true freshman has a team-high six saves.



||| SEASON BESTS

TEAM GAME HIGHS

Team Batting

At-bats:	44	vs. UCA (April 5)
Runs scored:	21	vs. UCA (April 5)
Hits:	19	vs. UCA (April 5)
RBI:	20	vs. UCA (April 5)
Doubles:	6	vs. Arkansas State (April 20)
Triples:	3	vs. UCA (April 5)
Home runs:	7	vs. UCA (April 5)
Total bases:	50	vs. UCA (April 5)
Walks:	11	vs. Grambling (March 16)
	11	vs. Mississippi State (April 1)
Strikeouts:	15	vs. #6 Stanford (Feb. 27 at Round Rock, Texas)
Sac hits:	4	vs. Mississippi State (April 3)
Sac flies:	2	vs. UIC (March 13)
	2	vs. Grambling (March 15)
Stolen bases:	5	vs. UAPB (April 12)
Hit by pitch:	4	vs. Mississippi State (April 2)
	4	at Florida (April 7)
Caught stealing:	1	(5 times)
Runners LOB:	16	vs. Grambling (March 16)
Hit into DP:	2	(6 times)

Fielding

Putouts:	36	vs. Mississippi State (April 3)
Assists:	18	vs. UCA (April 26 at North Little Rock, Ark.)
Errors:	3	at Texas A&M (April 24)
Passed Balls:	2	vs. Indiana (Feb. 25 at Round Rock, Texas)
	2	vs. Little Rock (March 29)
DPs turned:	4	vs. #6 Stanford (Feb. 27 at Round Rock, Texas)

Pitching

Innings pitched:	12.0	vs. Mississippi State (April 3)
Runs allowed:	11	at Texas A&M (April 24)
Earned runs:	9	vs. UCA (April 5)
	9	at Florida (April 9)
	9	at Texas A&M (April 24)
Walks allowed:	9	vs. Arkansas State (April 19)
Strikeouts:	17	at Mizzou (March 25)
Hits allowed:	15	at Mizzou (March 25)
Doubles allowed:	4	vs. Little Rock (March 29)
Triples allowed:	1	vs. Indiana (Feb. 25 at Round Rock, Texas)
	1	vs. Mississippi State (April 2)
Homers allowed:	3	vs. Mississippi State (April 3)
Wild pitches:	4	at Mizzou (March 26)
Hit batters:	5	vs. Southeastern (March 4)

INDIVIDUAL GAME HIGHS

Individual Batting

At-bats:	6	(7 times)
Runs scored:	4	Dylan Leach vs. UCA (April 5)
	4	Peyton Stovall vs. UCA (April 5)
Hits:	5	Dylan Leach vs. UCA (April 5)
RBI:	6	Cayden Wallace vs. UIC (March 13)
	6	Brady Slavens vs. UAPB (April 12)
Doubles:	2	(8 times)
Triples:	1	(10 times)
Home runs:	2	(5 times)
Total bases:	14	Dylan Leach vs. UCA (April 5)
Walks:	4	Braydon Webb vs. Mississippi State (April 1)
Strikeouts:	4	Brady Slavens vs. #6 Stanford (Feb. 27 at Round Rock, Texas)
	4	Peyton Stovall vs. Mississippi State (April 3)
	4	Cayden Wallace at Texas A&M (April 23)
Sac hits:	2	Zack Gregory vs. Mississippi State (April 3)
Sac flies:	1	(18 times)
Stolen bases:	2	Braydon Webb vs. Little Rock (March 27)
	2	Cayden Wallace vs. UCA (April 5)
Hit by pitch:	2	Zack Gregory at Mizzou (March 25)
	2	Peyton Stovall vs. UCA (April 5)
Caught stealing:	1	(5 times)
Runners LOB:	6	Jalen Battles vs. Southeastern (March 5)

Fielding

Putouts:	17	Michael Turner at Mizzou (March 25)
	17	vs. UCA (April 26 at North Little Rock, Ark.)
Assists:	8	Robert Moore vs. UCA (April 26 at North Little Rock, Ark.)
Errors:	2	Cayden Wallace vs. #6 Stanford (Feb. 27 at Round Rock, Texas)
	2	Cayden Wallace at Texas A&M (April 24)
Passed balls:	2	Michael Turner vs. Indiana (Feb. 25 at Round Rock, Texas)
	2	Dylan Leach vs. Little Rock (March 29)

Pitching

Innings pitched:	7.1	Jaxon Wiggins at Mizzou (March 27)
Runs allowed:	7	Hagen Smith at Florida (April 8)
	7	Jaxon Wiggins at Florida (April 9)
Earned runs:	7	Jaxon Wiggins at Florida (April 9)
Walks allowed:	5	Hagen Smith at Texas A&M (April 23)
Strikeouts:	11	Connor Noland vs. UIC (March 10)
Hits allowed:	9	Jaxon Wiggins at Florida (April 9)
	9	Jaxon Wiggins vs. #15 LSU (April 16)
Doubles allowed:	3	Connor Noland vs. UIC (March 10)
Triples allowed:	1	Connor Noland vs. Indiana (Feb. 25 at Round Rock, Texas)
	1	Hagen Smith vs. Mississippi State (April 2)
Homers allowed:	2	(4 times)
Wild pitches:	3	Kole Ramage at Mizzou (March 26)
Hit batters:	2	(4 times)

THE LAST TIME AN ARKANSAS PLAYER...

4 hits in a game.....	Brady Slavens vs. Arkansas State, April 19, 2022
5 hits in a game.....	Dylan Leach vs. UCA, April 5, 2022
6 hits in a game.....	Jeremy Jackson vs. Northeastern (Okla.), April 16, 1997
2 hits in an inning.....	Casey Opitz vs. Eastern Illinois, Feb. 16, 2019
2 doubles in a game.....	Jalen Battles & Jace Bohrofen vs. Arkansas State, April 20, 2022
3 doubles in a game.....	Trevor Ezell vs. TCU (NCAA Regional), June 1, 2019
4 doubles in a game.....	Rodney Nye vs. Louisiana Tech, March 31, 1998
2 triples in a game.....	Jax Biggers vs. Auburn (SEC Tournament), May 25, 2017
Led off a game with a HR.....	Matt Goodheart vs. #19 Nebraska (NCAA Regional), June 5, 2021
2 home runs in a game.....	Brady Slavens at Texas A&M, April 23, 2022
3 home runs in a game.....	Chad Spanberger vs. Auburn (SEC Tournament), May 26, 2017
Grand slam.....	Braydon Webb vs. Grambling, March 15, 2022
Grand slam in consecutive games.....	Cayden Wallace vs. UIC, March 12-13, 2022
HR in consecutive at-bats.....	Brady Slavens at Texas A&M, April 23, 2022
HR in 3 straight games.....	Braydon Webb vs. Mississippi State, vs. UCA, at Florida, April 3-7, 2022
HR in 4 straight games.....	Matt Goodheart vs. UAPB & Texas A&M, April 14-18, 2021
HR in 5 straight games.....	Aaron Murphree vs. OSU, So. Dakota St. & Siena, March 2-8, 2008
HR in 6 straight games.....	Aaron Murphree vs. OSU, So. Dakota St. & Siena, March 2-9, 2008
Pinch-hit home run.....	Charlie Welch vs. #19 Nebraska (NCAA R+egional), June 7, 2021
Inside-the-park home run.....	Casey Martin vs. Kentucky, May 3, 2019
Back-to-back home runs.....	Chris Lanzilli & Brady Slavens vs. UIC, March 12, 2022
Walk-off home run.....	Braydon Webb vs. Grambling, March 15, 2022 (run-rule)
Hit a home run from both sides of the plate in a game.....	Dylan Leach vs. UCA, April 5, 2022
Hit for the cycle.....	Dylan Leach vs. UCA, April 5, 2022
4 runs in a game.....	Dylan Leach & Peyton Stovall vs. UCA, April 5, 2022
5 runs in a game.....	Robert Moore vs. #16 NC State (NCAA Super Regional), June 11, 2021
6 runs in a game.....	Trevor Ezell vs. Grambling, April 30, 2019
4 RBI in a game.....	Brady Slavens vs. Arkansas State, April 19, 2022
5 RBI in a game.....	Dylan Leach vs. UCA, April 5, 2022
6 RBI in a game.....	Brady Slavens vs. UAPB [DH-1], April 12, 2022
7 RBI in a game.....	Chad Spanberger vs. Auburn (SEC Tournament), May 25, 2017
8 RBI in a game.....	Rodney Nye vs. ORU, April 14, 1999
9 RBI in a game.....	Ryan Lundquist vs. Central Missouri St., March 4, 1997
2 stolen bases in a game.....	Cayden Wallace vs. UCA, April 5, 2022
3 stolen bases in a game.....	Andrew Benintendi vs. Stephen F. Austin, April 15, 2015
4 stolen bases in a game.....	Logan Forsythe vs. Ole Miss, May 19, 2007
Stole home.....	Bobby Wernes vs. Ole Miss, March 28, 2015
2 errors in a game.....	Cayden Wallace at Texas A&M, April 24, 2022
3 errors in a game.....	Bobby Wernes at LSU, April 12, 2014
4 errors in a game.....	Chris Shaddy vs. TCU, April 27, 1980
9-inning no-hitter.....	Scott Roehl vs. Kansas St., March 20, 2001
9-inning combined no-hitter.....	Nick Schmidt (6.0 IP), Brian McLelland (1.0 IP) & Devin Collis (2.0 IP) vs. Oklahoma State, February 12, 2006
7-inning combined no-hitter.....	D. Taccolini (2.0 IP), M. Cronin (3.0 IP) & J. Alberius (2.0 IP) vs. Auburn (SEC Tournament), May 25, 2017
1-hitter.....	Trevor Stephan (7.0 IP) at Tennessee, May 6, 2017
9-inning combined 1-hitter.....	P. Wicklander (5.0 IP), K. Ramage (1.0 IP), J. Kostyshock (1.0 IP), K. Kopps (1.0 IP) & M. Cronin (1.0 IP) vs. Western Illinois, March 12, 2019
7-inning combined 1-hitter.....	Kole Ramage (3.0 IP), Elijah Trest (2.0 IP), Issac Bracken (2.0 IP) vs. UAPB [DH-1], April 12, 2022
2-hitter.....	Kacey Murphy vs. Florida (SEC Tournament), May 27, 2017
2-hitter combined.....	Connor Noland (6.0 IP) & Evan Taylor (2.0 IP) at Texas A&M, April 22, 2022
3-hitter.....	Ryne Stanek (9.0 IP) at #6 South Carolina, March 23, 2013
3-hitter combined.....	W. McEntire (6.0 IP), Z. Morris (1.2 IP), E. Taylor (1.1 IP) & H. Tole (1.0 IP) vs. UCA, April 26, 2022
Complete game.....	Kacey Murphy vs. Florida (SEC Tournament), May 27, 2017
Complete-game shutout.....	Kacey Murphy vs. Florida (SEC Tournament), May 27, 2017
10-inning or more start.....	Dominic Taccolini at #12 Kentucky (10 innings), April 22, 2016
Had 10 strikeouts.....	Connor Noland vs. Indiana (Round Rock Classic), Feb. 25, 2022
Had 11 strikeouts.....	Connor Noland vs. UIC [DH-1], March 10, 2022
Had 12 strikeouts.....	Trevor Stephan vs. Oral Roberts (NCAA Regional), June 2, 2017
Had 13 strikeouts.....	Isaiah Campbell vs. Stony Brook, March 1, 2019
Had 14 strikeouts.....	David Walling vs. South Carolina, May 16, 1999
Had 15 strikeouts.....	Nick Schmidt vs. Auburn, May 18, 2006
Had 16 strikeouts.....	David Walling vs. Eastern Illinois, Feb. 20, 1998
Had 17 strikeouts.....	Jess Todd vs. South Carolina (SEC Tournament), May 24, 2007



THE LAST TIME AN ARKANSAS TEAM...

Scored 10 runs	at Texas A&M, April 24, 2022
Scored 11 runs	vs. Southeastern (DH-2), March 5, 2022
Scored 12 runs	vs. Mississippi State, April 2, 2022
Scored 13 runs	vs. Grambling, March 16, 2022
Scored 14 runs	vs. Grambling, March 15, 2022
Scored 15 runs	vs. UAPB (DH-1), April 12, 2022
Scored 16 runs	vs. Little Rock, March 29, 2022
Scored 17 runs	at LSU (DH-1), May 1, 2021
Scored 18 runs	at #3 Ole Miss, April 11, 2021
Scored 19 runs	vs. Northwestern State, April 23, 2019
Scored 20 runs	vs. Mississippi Valley State, Feb. 24, 2016
Scored 21 runs	vs. UCA, April 5, 2022
Scored 22 runs	vs. Louisiana Tech, Feb. 14, 2004
Scored 23 runs	Never
Scored 24 runs	Missouri Southern, Feb. 11, 1998
Scored 25 runs	Missouri Southern, Feb. 4, 2001
Scored 26 runs	vs. UA Pine Bluff, April 14, 2021
Scored 27 runs	Never
Scored 28 runs	vs. Wisconsin-Milwaukee (2), Feb. 18, 2007
Scored 29 runs	Morningside, April 6, 1968
Scored 30 runs	at South Carolina, March 30, 1997
Scored 31-32 runs	32 vs. Bucknell, Feb. 17, 2018
Scored 33 + runs	33 vs. Southwest Baptist, March 21, 1984
Had 13 hits	vs. UIC, March 13, 2022
Had 14 hits	at Texas A&M, April 24, 2022
Had 15 hits	vs. UAPB (DH-1), April 12, 2022
Had 16 hits	vs. #18 Tennessee, April 26, 2019
Had 17 hits	vs. #16 NC State (NCAA Super Regional), June 11, 2021
Had 18 hits	vs. South Alabama, March 7, 2020
Had 19 hits	vs. UCA, April 5, 2022
Had 20 hits	vs. Dayton, Feb. 28, 2018
Had 21 hits	Kentucky, April 28, 2001
Had 22 hits	at #6 Vanderbilt, April 14, 2019
Had 23 hits	Centenary, March 31, 1999
Had 24 hits	Georgia, March 17, 2001
Had 25 hits	at Centenary, March 23, 2005
Had 26-29 hits	28 at South Carolina, March 30, 1997
Had 30 hits	vs. Saint Louis, April 7, 2010
Had 31+ hits	32 vs. Southwest Baptist, March 21, 1984
Hit four home runs in a game	4 - Zack Gregory (1), Chris Lanzilli (1), Robert Moore (1), Brady Slavens (1) vs. Mississippi State, April 2, 2022
Hit five home runs in a game	5 - Jalen Battles (1), Christian Franklin (1), Cullen Smith (1), Cayden Wallace (1), Braydon Webb (1) vs. NJIT (NCAA Regional), June 4, 2021
Hit seven home runs in a game	7 - Jace Bohrofen (2), Dylan Leach (2), Jalen Battles (1), Peyton Stovall (1), Braydon Webb (1) vs. UCA, April 5, 2022
Hit eight or more home runs in a game	8 - Matt Goodheart (2), Brady Slavens (2), Cullen Smith (2), Charlie Welch (2) vs. UAPB, April 14, 2021
Hit a grand slam in three consecutive games	vs. UIC (March 12-13, 2022), vs. Grambling (March 15, 2022)
3 errors in a game	at Texas A&M, April 24, 2022
4 errors in a game	vs. UA Pine Bluff, April 14, 2021
5 errors in a game	vs. South Carolina (SEC Tournament), May 23, 2018
6 errors in a game	vs. Eastern Illinois, March 5, 2016
7 errors in a game	vs. LA Tech, March 20, 2001
Threw back-to-back shutouts	vs. UAPB (15-0, 6-0), April 12, 2022
Most consecutive shutouts thrown	4, vs. Wisconsin, March 15-16, 1980
Was shutout	vs. #6 Stanford (Round Rock Classic), Feb. 27, 2022
Was shutout in back-to-back games	vs. LSU (7-0, 6-0), April 23-24, 2005
Held to 1 hit	vs. Missouri State, May 17, 2016
Held to 2 hits	at Louisiana Tech, March 14, 2021
Held to 3 hits	vs. #6 Stanford (Round Rock Classic), Feb. 27, 2022
Did not strikeout	vs. Eastern Illinois, Feb. 16, 2019
Swept an SEC home weekend series	vs. #15 LSU, April 14-16, 2022
Swept an SEC road weekend series	at #2 Mississippi State, March 26-28, 2021
Was swept in an SEC home weekend series	vs. Alabama, May 13-15, 2016
Was swept in an SEC road weekend series	at Mississippi State, April 20-21, 2018
Swept a non-conference home weekend series	vs. UIC, March 10-13, 2022
Swept a non-conference road weekend series	at Northwestern State, Feb. 16-18, 1996
Was swept in a non-conference home weekend series	vs. Long Beach State, Feb. 25-27, 2000
Was swept in a non-conference road weekend series	at UNLV, March 19-21, 1994
Won an SEC home weekend series	vs. #15 LSU, April 14-16, 2022
Won an SEC road weekend series	at Mizzou, March 25-27, 2022
Won a non-conference home weekend series	vs. UIC, March 10-13, 2022
Won a non-conference road weekend series	at Louisiana Tech, March 12-14, 2021
Lost a non-conference home weekend series	vs. South Alabama, Feb. 28-March 1, 2014
Lost a non-conference road weekend series	at Texas A&M, Feb. 27-29, 2004
Lost a midweek game	vs. Oklahoma, March 16, 2021
Shut out an opponent at home	vs. #15 LSU (4-0), April 15, 2022
Shut out an opponent on the road	at #15 Auburn (8-0), April 6, 2019
Shut out an SEC opponent at home	vs. #15 LSU (4-0), April 15, 2022
Shut out an SEC opponent on the road	at #15 Auburn (8-0), April 6, 2019

RECORD RUNDOWN

Overall	32-9
vs. top-5 teams	0-0
vs. top-10 teams	0-1
vs. top-25 teams	3-1
vs. unranked teams	29-8
At home	25-3
On the road	4-5
At neutral sites	3-1
In day games	18-7
In night games	14-2
In extra innings	1-1
vs. teams over .500	14-7
vs. teams .500 or worse	18-1
vs. right-handed starter	25-7
vs. left-handed starter	7-2
When starter receives decision	20-5
When reliever receives decision	12-4
When starter goes 5+ innings	20-5
When starter goes less than 5 innings	12-4
When scoring first	23-1
When opponent scores first	9-8
When leading after 6 innings	25-1
When trailing after 6 innings	4-6
When tied after 6 innings	3-2
When leading after 7 innings	25-0
When trailing after 7 innings	3-8
When tied after 7 innings	2-1
When leading after 8 innings	26-0
When trailing after 8 innings	0-8
When tied after 8 innings	1-1
In one-run games	3-3
In two-run games	8-3
In five-run or more games	16-2
Weekend series W-L-T	7-2-0
Weekend series sweeps/times swept	2/0
When scoring 10+ runs	13-1
Shutouts/times shut out	3/1
When opponent scores 5 runs or less	29-4
When opponent scores 6 runs or more	3-5
When collecting 0-3 hits	0-1
When collecting 4-6 hits	6-3
When collecting 7-9 hits	13-3
When collecting 10-12 hits	3-1
When collecting 13+ hits	10-1
When out-hitting opponent	27-2
When out-hit by opponent	4-7
When hits are equal	1-0
When hitting a home run	23-4
When opponent hits a home run	13-5
When errorless	19-3
When committing one error	11-4
When committing 2 errors	2-1
When committing 3+ errors	0-1
When opponent is errorless	4-4
vs. SEC opponents	12-6
vs. SEC East opponents	6-3
vs. SEC West opponents	6-3
vs. non-conf. opponents	20-3
In midweek games	10-0
Game 1 of weekend series	6-3
Game 2 of weekend series	7-2
Game 3 of weekend series	6-3
Game 4 of weekend series	1-0
In February	4-2
In March	15-2
In April	13-5
In May	0-0
In June	0-0

MULTI-HIT GAMES

Name	2	3	4	5+	Total
Jalen Battles	13	1	-	-	14
Cayden Wallace	8	4	1	-	13
Michael Turner	7	4	1	-	12
Peyton Stovall	8	3	-	-	11
Chris Lanzilli	10	1	-	-	11
Brady Slavens	6	2	2	-	10
Braydon Webb	7	2	-	-	9
Robert Moore	7	2	-	-	9
Jace Bohrofen	3	1	-	-	4
Zack Gregory	3	-	-	-	3
Dylan Leach	2	-	-	1	3
Kendall Diggs	1	1	-	-	2
Drake Varnado	1	-	-	-	1
TEAM	76	21	4	1	102

CAREER MULTI-HIT GAMES

Name	2018	2019	2020	2021	2022	Total
Chris Lanzilli	10	29	6	16	11	72
Michael Turner	8	14	2	10	12	46
Brady Slavens	-	8	-	18	10	36
Robert Moore	-	-	6	18	9	33
Cayden Wallace	-	-	-	17	13	30
Jalen Battles	-	-	-	14	14	28
Braydon Webb	-	-	5	1	9	15
Jace Bohrofen	-	-	7	-	4	11
Peyton Stovall	-	-	-	-	11	11
Zack Gregory	-	-	1	4	3	8
Dylan Leach	-	-	-	1	3	4
Kendall Diggs	-	-	-	-	2	2
Drake Varnado	-	-	-	-	1	1

MULTI-RBI GAMES

Name	2	3	4	5+	Total
Brady Slavens	3	6	1	1	11
Michael Turner	4	5	-	-	9
Robert Moore	6	3	-	-	9
Cayden Wallace	4	2	2	1	9
Braydon Webb	5	-	2	-	7
Jalen Battles	4	2	-	-	6
Peyton Stovall	5	-	-	-	5
Chris Lanzilli	1	3	-	-	4
Dylan Leach	2	1	-	1	4
Jace Bohrofen	1	1	-	1	3
Kendall Diggs	2	-	1	-	3
Zack Gregory	1	-	1	-	2
Drake Varnado	1	-	-	-	1
TEAM	39	23	7	4	73

HITTING STREAKS

Name	Longest	Current
Cayden Wallace	12	2
Chris Lanzilli	12	7
Peyton Stovall	11	-
Jalen Battles	10	-
Michael Turner	7	-
Braydon Webb	6	2
Zack Gregory	5	-
Brady Slavens	5	3
Jace Bohrofen	4	4
Robert Moore	3	1
Max Soliz Jr.	2	-
Dylan Leach	2	2
Kendall Diggs	2	1
Drake Varnado	2	-

REACHED BASE STREAKS

Name	Longest	Current
Robert Moore	30	30
Chris Lanzilli	27	10
Zack Gregory	22	2
Braydon Webb	18	2
Peyton Stovall	17	-
Michael Turner	17	17
Jalen Battles	16	-
Cayden Wallace	16	2
Brady Slavens	6	3
Dylan Leach	5	2
Jace Bohrofen	5	5
Kendall Diggs	4	1
Max Soliz Jr.	3	-
Drake Varnado	2	-

CAREER HOME RUNS

Name	Solo	2R	3R	GS	Total
Chris Lanzilli	25	13	6	3	47
Brady Slavens	9	9	6	1	25
Robert Moore	11	9	2	-	22
Cayden Wallace	10	3	4	3	20
Michael Turner	6	8	-	2	16
Braydon Webb	9	5	-	2	16
Jalen Battles	6	6	1	-	13
Zack Gregory	7	-	1	-	8
Jace Bohrofen	2	1	1	-	4
Dylan Leach	2	2	-	-	4
Peyton Stovall	1	2	-	-	3
Kendall Diggs	-	-	1	-	1

HOME RUN BREAKDOWN

Total	60
at Baum-Walker Stadium	50
on the Road	9
Neutral Site	1
vs. RHP	46
vs. LHP	14
w/ 0 Outs	24
w/ 1 Out	18
w/ 2 Outs	18
Solo	31
Two-Run	19
Three-Run	5
Grand Slam	5
Leadoff	12
Back-To-Back	3
Pinch-Hit	0
Walk-Off	2
Before 7th Inning	42
7th Inning and Beyond	18
Opponent Total	24
Last HR Given Up	Solo
Longest Stretch Without HR Allowed	9
Current Streak of No HR Allowed	1

COMEBACKS

defined as any win when trailing after an inning

Date / Opponent	Score (Inn.)	Final
Feb. 20 / Illinois State	0-1 (2)	W, 4-2
Feb. 27 / vs. Louisiana	1-3 (3)	W, 6-4
March 10 / UIC [DH-2]	1-4 (7)	W, 5-4
March 15 / Grambling	0-1 (1)	W, 14-1
March 27 / at Mizzou	0-2 (3)	W, 6-4
March 29 / Little Rock	0-5 (2)	W, 16-8
April 2 / Mississippi State	0-1 (1)	W, 12-5
April 5 / UCA	1-3 (1)	W, 21-9
April 14 / #15 LSU	2-3 (6)	W, 5-4
April 16 / #15 LSU	0-1 (4)	W, 6-2

BLOWN LEADS

defined as any loss when leading after an inning

Date/Opponent	Score (Inn.)	Final
March 4 / Southeastern	1-0 (5)	L, 7-3
March 6 / at Mizzou	4-3 (6)	L, 7-5



HOME RUN CHART

No.	Player	Game	Date	Opponent	Pitcher	On Base	Inning	Outs	Count	Score	Final
1	Jalen Battles (1)*	1	Feb. 18	Illinois State	RHP Colin Wyman	0	5th	0	2-1	0-2	L, 3-2
2	Zack Gregory (1)	1	Feb. 18	Illinois State	RHP Colin Wyman	0	5th	1	1-1	1-2	L, 3-2
3	Robert Moore (1)	2	Feb. 19	Illinois State	LHP Sean Sinisko	0	2nd	1	0-1	0-0	W, 5-1
4	Jalen Battles (2)	6	Feb. 27	vs. Louisiana	RHP Drew Shifflet	2	9th	1	1-0	2-3	W, 6-4
5	Brady Slavens (1)	7	March 2	Omaha	RHP Jackson Gordon	0	4th	1	0-1	1-2	W, 15-3
6	Michael Turner (1)	7	March 2	Omaha	RHP Brady Posch	1	5th	0	1-0	6-2	W, 15-3
7	Peyton Stovall (1)	7	March 2	Omaha	RHP Brady Posch	1	5th	0	0-0	8-2	W, 15-3
8	Michael Turner (2)	9	March 5	Southeastern [DH-1]	RHP Trey Harrington	1	7th	1	1-1	2-2	W, 4-2
9	Jalen Battles (3)	11	March 10	UIC [DH-1]	RHP Zak Gould	1	6th	1	3-2	5-0	W, 12-4
10	Brady Slavens (2) *	11	March 10	UIC [DH-1]	RHP Alec Schuldt	0	8th	0	0-0	8-3	W, 12-4
11	Cayden Wallace (1)	11	March 10	UIC [DH-1]	RHP Alec Schuldt	2	8th	2	0-0	9-3	W, 12-4
12	Chris Lanzilli (1) ^	13	March 12	UIC	RHP Cristian Lopez	2	3rd	2	2-1	0-0	W, 10-1
13	Brady Slavens (3) ^	13	March 12	UIC	RHP Cristian Lopez	0	3rd	2	0-1	3-0	W, 10-1
14	Cayden Wallace (2)	13	March 12	UIC	RHP Peter Newton	3	6th	0	2-0	4-1	W, 10-1
15	Michael Turner (3)	13	March 12	UIC	RHP Peter Newton	0	6th	1	2-2	8-1	W, 10-1
16	Cayden Wallace (3)	14	March 13	UIC	RHP Matt Zahora	3	8th	2	0-0	4-6	W, 10-8
17	Chris Lanzilli (2) !	14	March 13	UIC	RHP Tanner Shears	1	9th	0	1-2	8-8	W, 10-8
18	Michael Turner (4)	15	March 15	Grambling	RHP Roy Peguero	1	5th	0	1-0	3-1	W, 14-1
19	Braydon Webb (1) !	15	March 15	Grambling	LHP Matthew Boulton	3	8th	1	1-0	10-1	W, 14-1
20	Robert Moore (2)	17	March 18	Kentucky	RHP Wyatt Hudepohl	0	7th	1	1-1	5-1	W, 6-2
21	Braydon Webb (2)	18	March 19	Kentucky	LHP Magdiel Cotto	0	2nd	1	2-0	2-2	W, 9-3
22	Peyton Stovall (2)	18	March 19	Kentucky	RHP Ryan Hagenow	1	2nd	2	1-2	3-2	W, 9-3
23	Braydon Webb (3)	19	March 20	Kentucky	LHP Tyler Bosma	1	3rd	0	1-1	0-0	W, 3-1
24	Braydon Webb (4)	20	March 25	at Mizzou	LHP Nathan Landry	1	8th	0	2-2	5-5	W, 7-5
25	Cayden Wallace (4) *	23	March 29	Little Rock	RHP Jacob Weatherley	0	5th	0	2-2	2-7	W, 16-8
26	Kendall Diggs (1)	23	March 29	Little Rock	RHP Reese Lansville	2	8th	0	0-1	11-7	W, 16-8
27	Braydon Webb (5)	23	March 29	Little Rock	RHP Reese Lansville	1	8th	2	0-1	14-7	W, 16-8
28	Jalen Battles (4)	24	April 1	Mississippi State	RHP Preston Johnson	1	2nd	1	0-0	0-0	W, 8-1
29	Jalen Battles (5)	24	April 1	Mississippi State	RHP Preston Johnson	0	3rd	1	0-2	6-0	W, 8-1
30	Brady Slavens (4)	25	April 2	Mississippi State	LHP Cam Tullar	1	3rd	2	0-1	4-1	W, 12-5
31	Chris Lanzilli (3) ^	25	April 2	Mississippi State	LHP Cam Tullar	0	4th	1	0-0	8-1	W, 12-5
32	Robert Moore (3) ^	25	April 2	Mississippi State	LHP Cam Tullar	0	4th	1	1-1	9-1	W, 12-5
33	Zack Gregory (2) *	25	April 2	Mississippi State	RHP KC Hunt	0	5th	0	2-1	10-3	W, 12-5
34	Zack Gregory (3) *	26	April 3	Mississippi State	RHP Cade Smith	0	3rd	0	3-2	0-2	L, 5-3
35	Braydon Webb (6)	26	April 3	Mississippi State	RHP Cade Smith	0	4th	1	1-1	1-3	L, 5-3
36	Braydon Webb (7)	27	April 5	UCA	LHP Dillan Janak	3	3rd	1	0-0	7-5	W, 21-9
37	Jace Bohrofen (1)	27	April 5	UCA	RHP Tyler Navarro	0	4th	0	3-2	11-5	W, 21-9
38	Peyton Stovall (3)	27	April 5	UCA	RHP Tyler Navarro	0	4th	2	0-2	12-5	W, 21-9
39	Dylan Leach (1)	27	April 5	UCA	RHP Spencer Nelson	1	6th	1	2-1	14-5	W, 21-9
40	Jalen Battles (6) *	27	April 5	UCA	LHP Brady Walker	0	7th	0	2-0	18-9	W, 21-9
41	Dylan Leach (2)	27	April 5	UCA	LHP Brady Walker	0	7th	2	2-1	19-9	W, 21-9
42	Jace Bohrofen (2)	27	April 5	UCA	LHP Jack Haley	0	8th	2	1-0	20-9	W, 21-9
43	Chris Lanzilli (4) *	28	April 7	at Florida	LHP Hunter Barco	0	6th	0	1-1	2-0	W, 8-1
44	Cayden Wallace (5) ^	28	April 7	at Florida	RHP Nick Ficarrotta	0	9th	0	0-0	3-0	W, 8-1
45	Braydon Webb (8) ^	28	April 7	at Florida	RHP Nick Ficarrotta	0	9th	0	1-0	4-0	W, 8-1
46	Zack Gregory (4)	30	April 9	at Florida	RHP Ryan Slater	0	8th	1	2-1	6-7	L, 9-7
47	Brady Slavens (5)	31	April 12	UAPB [DH-1]	RHP Damon Elarton	1	2nd	2	2-2	2-0	W, 15-0
48	Brady Slavens (6)	31	April 12	UAPB [DH-1]	RHP Brian Moorman	2	4th	2	0-0	10-0	W, 15-0
49	Braydon Webb (9) *	31	April 12	UAPB [DH-1]	RHP Andre Greene	0	5th	0	3-2	13-0	W, 15-0
50	Zack Gregory (5) *	34	April 15	#15 LSU	RHP Blake Money	0	3rd	0	1-0	0-0	W, 4-0
51	Michael Turner (5)	34	April 15	#15 LSU	RHP Blake Money	1	3rd	2	1-0	1-0	W, 4-0
52	Chris Lanzilli (5)	34	April 15	#15 LSU	RHP Blake Money	0	5th	2	0-0	3-0	W, 4-0
53	Brady Slavens (7)	35	April 16	#15 LSU	RHP Paul Gervase	1	7th	2	1-0	4-2	W, 6-2
54	Robert Moore (4)	36	April 19	Arkansas State	RHP Carter Holt	1	1st	2	2-2	0-0	W, 10-1
55	Brady Slavens (8)	36	April 19	Arkansas State	RHP Treshon Paschal	3	7th	2	2-2	6-1	W, 10-1
56	Dylan Leach (3)	37	April 20	Arkansas State	LHP Jakob Frederick	1	2nd	2	1-0	1-0	W, 10-3
57	Brady Slavens (9)	39	April 23	at Texas A&M	RHP Micah Dallas	0	1st	1	2-1	0-0	W, 3-1
58	Brady Slavens (10) *	39	April 23	at Texas A&M	RHP Micah Dallas	0	3rd	0	1-2	2-0	W, 3-1
59	Jalen Battles (7)	40	April 24	at Texas A&M	RHP Brad Rudis	1	5th	0	2-1	1-9	L, 11-10
60	Cayden Wallace (6) *	39	April 24	at Texas A&M	RHP Chris Cortez	0	8th	0	1-0	5-11	L, 11-10

* - indicates leadoff home run | ^ - indicates back-to-back home run | ! - indicates walk-off home run | + - indicates pinch-hit home run



STARTERS GAME-BY-GAME

Opponent	W-L	IP	H	R	ER	BB	K
Illinois State	--	5.0	5	2	2	2	5
Illinois State	W	6.0	5	0	0	1	5
Illinois State	W	5.0	5	1	1	2	5
vs. Indiana	W	6.0	5	1	1	2	10
vs. #6 Stanford	L	2.1	6	3	3	2	3
vs. Louisiana	W	6.0	3	3	3	2	4
Omaha	--	2.2	4	1	1	0	0
Southeastern	L	5.1	7	3	3	0	5
Southeastern	W	7.0	2	2	2	3	9
Southeastern	W	6.1	2	1	1	4	7
UIC	W	6.2	4	3	3	2	11
UIC	--	3.0	2	1	1	1	3
UIC	W	5.0	4	1	1	3	8
UIC	--	3.1	1	5	5	4	5
Grambling	W	4.0	2	1	1	1	6
Grambling	--	2.1	5	3	3	0	1
Kentucky	W	6.1	6	1	1	2	7
Kentucky	W	6.0	5	3	3	3	7
Kentucky	W	6.0	4	0	0	4	8
at Mizzou	--	5.0	7	3	3	1	9
at Mizzou	--	5.0	6	3	3	3	5
at Mizzou	W	7.1	4	4	4	3	8
Little Rock	--	0.2	3	4	4	2	1
Mississippi State	W	7.0	4	1	1	0	6
Mississippi State	W	6.0	3	3	3	3	7
Mississippi State	--	5.0	4	2	2	1	5
UCA	--	0.1	4	3	3	0	1
at Florida	W	7.0	1	0	0	1	7
at Florida	L	4.1	7	7	6	2	1
at Florida	--	4.0	9	7	7	2	5
UAPB	W	3.0	0	0	0	0	5
UAPB	W	4.0	1	0	0	1	4
LSU	--	6.0	4	3	3	1	7
LSU	W	7.0	2	0	0	1	7
LSU	W	5.1	9	2	2	3	9
Arkansas State	W	3.0	1	1	0	1	1
Arkansas State	--	4.2	3	1	1	4	5
at Texas A&M	L	6.0	2	2	0	3	7
at Texas A&M	--	3.0	2	1	1	5	1
at Texas A&M	L	0.1	3	5	5	3	1
vs. UCA	--	6.0	3	1	1	1	4

BULLPEN GAME-BY-GAME

Opponent	W-L	IP	H	R	ER	BB	K
Illinois State	L	4.0	2	1	1	4	3
Illinois State	--	3.0	4	1	1	2	5
Illinois State	--	4.0	2	1	1	0	6
vs. Indiana	--	3.0	1	1	0	1	6
vs. #6 Stanford	--	6.2	7	2	1	2	4
vs. Louisiana		3.0	0	1	1	4	4
Omaha	W	6.1	6	2	2	3	8
Southeastern	--	3.2	2	4	4	3	6
Southeastern	--	2.0	1	0	0	1	2
Southeastern	--	1.2	1	0	0	0	2
UIC	--	2.1	0	1	1	3	4
UIC	W	6.0	4	3	3	3	5
UIC	--	3.0	0	0	0	2	7
UIC	W	5.2	6	3	1	4	5
Grambling	--	4.0	0	0	0	0	7
Grambling	W	5.2	6	0	0	3	7
Kentucky	--	2.2	2	1	1	0	3
Kentucky	--	3.0	0	0	0	1	5
Kentucky	--	3.0	3	1	1	0	2
at Mizzou	W	4.0	8	2	2	0	8
at Mizzou	L	3.0	4	4	4	3	4
at Mizzou	--	1.2	0	0	0	0	2
Little Rock	W	8.1	9	4	3	1	15
Mississippi State	--	2.0	0	0	0	0	2
Mississippi State	--	3.0	2	2	0	1	2
Mississippi State	W	7.0	5	3	3	2	10
UCA	W	8.2	9	6	6	4	11
at Florida	--	2.0	2	1	1	1	2
at Florida	--	3.2	2	0	0	1	3
at Florida	L	4.0	4	2	2	2	5
UAPB	W	3.0	0	0	0	0	5
UAPB	--	4.0	1	0	0	0	11
LSU	W	3.0	3	1	0	1	4
LSU	--	2.0	1	0	0	2	1
LSU	--	3.2	2	0	0	1	3
Arkansas State	--	6.0	3	0	0	8	10
Arkansas State	W	4.1	2	2	2	3	7
at Texas A&M	--	2.0	0	0	0	1	2
at Texas A&M	W	6.0	5	0	0	1	4
at Texas A&M	--	7.2	12	6	4	4	8
vs. UCA	W	4.0	0	0	0	2	1

TEAM RECORD PER STARTER

Pitcher (Total Starts)	Record
Connor Noland (10)	7-3
Hagen Smith (10)	7-3
Jaxon Wiggins (10)	7-3
Mark Adamiak (3)	3-0
Austin Ledbetter (2)	2-0
Will McEntire (2)	2-0
Kole Ramage (2)	2-0
Miller Pleimann (1)	1-0

QUALITY STARTS

Pitcher (Total Starts)	QS	Record
Connor Noland (10)	7	6-1
Hagen Smith (10)	5	5-0
Jaxon Wiggins (10)	3	3-0
Will McEntire (3)	1	1-0

RUN SUPPORT

Pitcher (Total Starts)	Runs	Per Start
Miller Pleimann (1)	21	21.0
Mark Adamiak (3)	45	15.0
Kole Ramage (2)	25	12.5
Austin Ledbetter (2)	18	9.0
Jaxon Wiggins (10)	66	6.6
Will McEntire (3)	18	6.0
Connor Noland (10)	57	5.7
Hagen Smith (10)	55	5.5



||| GAME-BY-GAME BATTING ORDER

RECORD: 32-9 • **HOME:** 25-3 • **AWAY:** 4-5 • **NEUTRAL:** 4-1 • **SEC:** 12-6

Date	Opponent	1	2	3	4	5	6	7	8	9
Feb. 18	Illinois State	Stovall	Wallace	Bohrofen	Moore	Turner	Slavens	Battles	Lanzilli	Gregory
Feb. 19	Illinois State	Stovall	Wallace	Bohrofen	Webb	Moore	Slavens	Lanzilli	Turner	Battles
Feb. 20	Illinois State	Stovall	Wallace	Moore	Lanzilli	Slavens	Webb	Gregory	Battles	Leach
Feb. 25	vs. Indiana	Stovall	Wallace	Moore	Bohrofen	Lanzilli	Slavens	Turner	Battles	Gregory
Feb. 27	vs. #6 Stanford	Stovall	Wallace	Moore	Lanzilli	Turner	Webb	Slavens	Battles	Gregory
Feb. 27	vs. Louisiana	Gregory	Wallace	Moore	Turner	Lanzilli	Bohrofen	Battles	Diggs	Leach
March 2	Omaha	Stovall	Wallace	Moore	Lanzilli	Webb	Slavens	Battles	Turner	Gregory
March 4	Southeastern	Stovall	Wallace	Moore	Lanzilli	Slavens	Turner	Battles	Bohrofen	Gregory
March 5	Southeastern [DH-1]	Gregory	Wallace	Turner	Moore	Bohrofen	Lanzilli	Slavens	Battles	Stovall
March 5	Southeastern [DH-2]	Gregory	Wallace	Turner	Moore	Bohrofen	Lanzilli	Diggs	Battles	Leach
March 10	UIC [DH-1]	Wallace	Moore	Turner	Lanzilli	Slavens	Battles	Stovall	Webb	Gregory
March 10	UIC [DH-2]	Wallace	Moore	Turner	Slavens	Lanzilli	Diggs	Battles	Gregory	Leach
March 12	UIC	Wallace	Moore	Turner	Lanzilli	Slavens	Battles	Stovall	Soliz Jr.	Gregory
March 13	UIC	Wallace	Moore	Turner	Lanzilli	Slavens	Battles	Stovall	Webb	Gregory
March 15	Grambling	Wallace	Stovall	Turner	Lanzilli	Slavens	Diggs	Battles	Webb	Leach
March 16	Grambling	Wallace	Stovall	Turner	Lanzilli	Moore	Slavens	Webb	Leach	Varnado
March 18	Kentucky	Wallace	Stovall	Turner	Lanzilli	Moore	Slavens	Battles	Webb	Gregory
March 19	Kentucky	Wallace	Stovall	Turner	Lanzilli	Moore	Slavens	Battles	Webb	Gregory
March 20	Kentucky	Wallace	Stovall	Turner	Lanzilli	Moore	Slavens	Battles	Webb	Gregory
March 25	at Mizzou	Wallace	Stovall	Turner	Moore	Lanzilli	Slavens	Battles	Webb	Gregory
March 26	at Mizzou	Wallace	Stovall	Moore	Turner	Lanzilli	Battles	Slavens	Webb	Gregory
March 27	at Mizzou	Wallace	Stovall	Turner	Moore	Lanzilli	Diggs	Webb	Battles	Gregory
March 29	Little Rock	Wallace	Webb	Turner	Moore	Lanzilli	Battles	Diggs	Varnado	Leach
April 1	Mississippi State	Wallace	Stovall	Turner	Lanzilli	Moore	Webb	Bohrofen	Battles	Gregory
April 2	Mississippi State	Wallace	Stovall	Turner	Lanzilli	Moore	Webb	Slavens	Battles	Gregory
April 3	Mississippi State	Wallace	Stovall	Turner	Lanzilli	Moore	Webb	Slavens	Battles	Gregory
April 5	UCA	Wallace	Webb	Moore	Slavens	Bohrofen	Battles	Diggs	Stovall	Leach
April 7	at Florida	Wallace	Webb	Moore	Lanzilli	Turner	Battles	Slavens	Stovall	Gregory
April 8	at Florida	Wallace	Bohrofen	Moore	Lanzilli	Turner	Webb	Slavens	Battles	Stovall
April 9	at Florida	Wallace	Webb	Moore	Lanzilli	Turner	Slavens	Battles	Stovall	Gregory
April 12	UAPB [DH-1]	Wallace	Slavens	Lanzilli	Moore	Webb	Gregory	Battles	Varnado	Leach
April 12	UAPB [DH-2]	Wallace	Slavens	Lanzilli	Turner	Webb	Bohrofen	Battles	Stovall	Leach
April 14	#15 LSU	Wallace	Slavens	Lanzilli	Turner	Webb	Moore	Battles	Stovall	Gregory
April 15	#15 LSU	Wallace	Slavens	Lanzilli	Turner	Moore	Webb	Battles	Stovall	Gregory
April 16	#15 LSU	Wallace	Slavens	Lanzilli	Turner	Moore	Webb	Battles	Stovall	Gregory
April 19	Arkansas State	Wallace	Slavens	Turner	Moore	Bohrofen	Battles	Gregory	Stovall	Leach
April 20	Arkansas State	Wallace	Slavens	Lanzilli	Moore	Battles	Bohrofen	Webb	Diggs	Leach
April 22	at Texas A&M	Wallace	Slavens	Lanzilli	Turner	Battles	Moore	Webb	Gregory	Stovall
April 23	at Texas A&M	Webb	Slavens	Wallace	Turner	Moore	Lanzilli	Stovall	Battles	Gregory
April 24	at Texas A&M	Webb	Slavens	Wallace	Turner	Moore	Lanzilli	Stovall	Battles	Gregory
April 26	vs. UCA	Moore	Wallace	Turner	Slavens	Battles	Bohrofen	Webb	Stovall	Leach

GAME-BY-GAME DEFENSIVE LINEUP III



RECORD: 32-9 • **HOME:** 25-3 • **AWAY:** 4-5 • **NEUTRAL:** 4-1 • **SEC:** 12-6

Date	Opponent	C	1B	2B	3B	SS	LF	CF	RF	DH
Feb. 18	Illinois State	Turner	Stovall	Moore	Wallace	Battles	Bohrofen	Gregory	Slavens	Lanzilli
Feb. 19	Illinois State	Turner	Stovall	Moore	Wallace	Battles	Bohrofen	Webb	Slavens	Lanzilli
Feb. 20	Illinois State	Leach	Stovall	Moore	Wallace	Battles	Lanzilli	Webb	Gregory	Slavens
Feb. 25	vs. Indiana	Turner	Stovall	Moore	Wallace	Battles	Bohrofen	Gregory	Slavens	Lanzilli
Feb. 27	vs. #6 Stanford	Turner	Stovall	Moore	Wallace	Battles	Gregory	Webb	Slavens	Lanzilli
Feb. 27	vs. Louisiana	Leach	Turner	Moore	Wallace	Battles	Bohrofen	Gregory	Lanzilli	Diggs
March 2	Omaha	Turner	Stovall	Moore	Wallace	Battles	Gregory	Webb	Slavens	Lanzilli
March 4	Southeastern	Turner	Stovall	Moore	Wallace	Battles	Bohrofen	Gregory	Slavens	Lanzilli
March 5	Southeastern [DH-1]	Turner	Stovall	Moore	Wallace	Battles	Bohrofen	Gregory	Lanzilli	Slavens
March 5	Southeastern [DH-2]	Leach	Turner	Moore	Wallace	Battles	Bohrofen	Gregory	Lanzilli	Diggs
March 10	UIC [DH-1]	Turner	Stovall	Moore	Wallace	Battles	Gregory	Webb	Lanzilli	Slavens
March 10	UIC [DH-2]	Leach	Turner	Moore	Wallace	Battles	Lanzilli	Gregory	Slavens	Diggs
March 12	UIC	Turner	Stovall	Moore	Wallace	Battles	Lanzilli	Gregory	Slavens	Soliz Jr.
March 13	UIC	Turner	Stovall	Moore	Wallace	Battles	Gregory	Webb	Lanzilli	Slavens
March 15	Grambling	Leach	Diggs	Stovall	Wallace	Battles	Lanzilli	Webb	Slavens	Turner
March 16	Grambling	Leach	Turner	Stovall	Wallace	Moore	Varnado	Webb	Slavens	Lanzilli
March 18	Kentucky	Turner	Stovall	Moore	Wallace	Battles	Gregory	Webb	Lanzilli	Slavens
March 19	Kentucky	Turner	Stovall	Moore	Wallace	Battles	Gregory	Webb	Lanzilli	Slavens
March 20	Kentucky	Turner	Stovall	Moore	Wallace	Battles	Gregory	Webb	Lanzilli	Slavens
March 25	at Mizzou	Turner	Stovall	Moore	Wallace	Battles	Gregory	Webb	Lanzilli	Slavens
March 26	at Mizzou	Turner	Stovall	Moore	Wallace	Battles	Gregory	Webb	Lanzilli	Slavens
March 27	at Mizzou	Turner	Stovall	Moore	Wallace	Battles	Gregory	Webb	Lanzilli	Diggs
March 29	Little Rock	Leach	Turner	Moore	Wallace	Battles	Lanzilli	Webb	Varnado	Diggs
April 1	Mississippi State	Turner	Stovall	Moore	Wallace	Battles	Gregory	Webb	Lanzilli	Bohrofen
April 2	Mississippi State	Turner	Stovall	Moore	Wallace	Battles	Gregory	Webb	Lanzilli	Slavens
April 3	Mississippi State	Turner	Stovall	Moore	Wallace	Battles	Gregory	Webb	Lanzilli	Slavens
April 5	UCA	Leach	Stovall	Moore	Wallace	Battles	Bohrofen	Webb	Slavens	Diggs
April 7	at Florida	Turner	Stovall	Moore	Wallace	Battles	Gregory	Webb	Lanzilli	Slavens
April 8	at Florida	Turner	Stovall	Moore	Wallace	Battles	Bohrofen	Webb	Lanzilli	Slavens
April 9	at Florida	Turner	Stovall	Moore	Wallace	Battles	Gregory	Webb	Lanzilli	Slavens
April 12	UAPB [DH-1]	Leach	Slavens	Moore	Wallace	Battles	Gregory	Webb	Varnado	Lanzilli
April 12	UAPB [DH-2]	Leach	Slavens	Stovall	Wallace	Battles	Bohrofen	Webb	Lanzilli	Turner
April 14	#15 LSU	Turner	Stovall	Moore	Wallace	Battles	Gregory	Webb	Lanzilli	Slavens
April 15	#15 LSU	Turner	Stovall	Moore	Wallace	Battles	Gregory	Webb	Lanzilli	Slavens
April 16	#15 LSU	Turner	Stovall	Moore	Wallace	Battles	Gregory	Webb	Lanzilli	Slavens
April 19	Arkansas State	Leach	Stovall	Moore	Wallace	Battles	Bohrofen	Gregory	Slavens	Turner
April 20	Arkansas State	Leach	Diggs	Moore	Wallace	Battles	Bohrofen	Webb	Lanzilli	Slavens
April 22	at Texas A&M	Turner	Stovall	Moore	Wallace	Battles	Gregory	Webb	Lanzilli	Slavens
April 23	at Texas A&M	Turner	Stovall	Moore	Wallace	Battles	Gregory	Webb	Lanzilli	Slavens
April 24	at Texas A&M	Turner	Stovall	Moore	Wallace	Battles	Gregory	Webb	Lanzilli	Slavens
April 26	vs. UCA	Leach	Stovall	Moore	Wallace	Battles	Bohrofen	Webb	Slavens	Turner



||| GAME-BY-GAME HITTING

RECORD: 32-9 • **HOME:** 25-3 • **AWAY:** 4-5 • **NEUTRAL:** 4-1 • **SEC:** 12-6

Date	Opponent	AB	R	H	RBI	2B	3B	HR	BB	IBB	SB	CS	HBP	SAC	SF	GDP	K	PO	A	E	Avg.
Feb. 18	Illinois State	31	2	4	2	0	0	2	2	0	0	0	2	0	0	0	9	27	15	0	.129
Feb. 19	Illinois State	32	5	8	5	4	0	1	4	0	0	0	1	0	0	0	4	27	9	0	.190
Feb. 20	Illinois State	34	4	12	4	4	1	0	5	1	0	0	0	0	0	1	8	27	12	1	.247
Feb. 25	vs. Indiana	37	5	9	4	3	1	0	4	0	1	0	1	0	0	0	6	27	9	1	.246
Feb. 27	vs. #6 Stanford	29	0	3	0	0	0	0	6	0	0	0	0	0	0	0	15	27	13	2	.221
Feb. 27	vs. Louisiana	34	6	6	5	2	0	1	8	0	2	0	0	0	0	1	13	27	10	1	.213
March 2	Omaha	39	15	15	13	4	0	3	9	0	0	0	1	0	1	1	8	27	9	0	.242
March 4	Southeastern	32	3	8	3	3	0	0	4	0	0	0	0	0	1	1	8	27	13	0	.243
March 5	Southeastern [DH-1]	28	4	5	4	1	0	1	5	0	0	1	2	0	0	0	7	27	8	0	.236
March 5	Southeastern [DH-2]	35	11	14	10	3	1	0	5	0	0	1	1	0	0	0	7	24	14	0	.254
March 10	UIC [DH-1]	35	12	13	12	1	0	3	1	0	1	0	1	1	0	0	9	27	11	0	.265
March 10	UIC [DH-2]	28	5	6	4	2	0	0	10	0	0	0	2	0	0	2	3	27	17	1	.261
March 12	UIC	37	10	13	10	2	0	4	5	0	1	0	0	0	0	1	5	27	5	0	.269
March 13	UIC	36	10	13	10	3	0	2	2	0	0	0	0	0	2	0	4	27	8	2	.276
March 15	Grambling	31	14	8	13	1	0	2	10	0	1	0	1	0	2	0	5	24	8	0	.275
March 16	Grambling	38	13	14	10	3	0	0	11	1	3	0	2	0	1	0	10	24	10	1	.282
March 18	Kentucky	34	6	9	6	2	0	1	3	0	2	0	1	0	1	1	14	27	11	0	.281
March 19	Kentucky	32	9	8	9	2	0	2	6	1	0	0	1	0	1	0	9	27	9	0	.279
March 20	Kentucky	29	3	6	3	0	0	1	5	1	2	0	1	0	0	0	9	27	1	0	.276
March 25	at Mizzou	37	7	12	7	1	0	1	3	0	1	0	2	0	1	1	13	27	8	1	.278
March 26	at Mizzou	34	5	6	4	2	0	0	4	0	0	0	1	0	0	1	12	24	11	1	.274
March 27	at Mizzou	33	6	8	5	1	0	0	6	0	1	0	1	2	0	2	6	27	9	0	.272
March 29	Little Rock	38	16	15	14	3	0	3	8	0	2	0	2	0	1	0	8	27	10	1	.278
April 1	Mississippi State	32	8	8	8	1	1	2	11	0	3	0	0	0	1	1	9	27	11	0	.277
April 2	Mississippi State	31	12	8	11	2	0	4	8	0	1	0	4	0	0	1	3	27	8	2	.276
April 3	Mississippi State	38	3	8	3	0	0	2	7	2	0	0	0	4	1	0	13	36	12	0	.273
April 5	UCA	44	21	19	20	4	3	7	3	0	2	0	3	0	1	0	6	27	7	1	.281
April 7	at Florida	36	8	12	8	2	0	3	3	0	3	0	4	1	1	1	11	27	10	0	.283
April 8	at Florida	36	2	10	1	0	1	0	2	0	0	0	0	0	0	2	6	24	13	1	.283
April 9	at Florida	36	7	8	6	3	0	1	4	0	0	0	1	0	0	0	8	24	6	1	.281
April 12	UAPB [DH-1]	33	15	15	13	2	0	3	8	0	5	0	1	0	0	0	5	21	7	0	.286
April 12	UAPB [DH-2]	24	6	6	6	3	2	0	5	0	2	0	2	0	0	1	4	21	5	0	.285
April 14	#15 LSU	33	5	9	5	0	0	0	5	1	1	0	0	0	0	0	9	27	7	1	.285
April 15	#15 LSU	31	4	8	4	3	0	3	2	0	0	1	0	0	0	0	2	27	5	0	.284
April 16	#15 LSU	28	6	6	6	1	0	1	4	0	0	0	0	1	1	1	5	27	8	0	.283
April 19	Arkansas State	32	10	9	10	1	0	2	9	0	2	0	0	0	1	0	7	27	8	1	.283
April 20	Arkansas State	37	10	14	10	6	0	1	2	0	2	0	3	0	1	0	6	27	10	0	.285
April 22	at Texas A&M	32	1	5	1	1	0	0	2	1	0	0	1	0	0	0	14	24	9	1	.282
April 23	at Texas A&M	34	3	8	2	2	0	2	5	0	0	1	0	0	0	0	10	27	9	1	.281
April 24	at Texas A&M	39	10	14	10	3	0	2	2	0	0	0	1	0	0	2	6	24	4	3	.283
April 26	vs. UCA	33	2	7	1	2	0	0	6	0	0	1	0	1	0	2	5	30	18	0	.281
	Totals	1382	304	389	282	83	10	60	214	8	38	5	43	10	18	23	321	1083	387	24	.281



RECORD: 32-9 • HOME: 25-3 • AWAY: 4-5 • NEUTRAL: 4-1 • SEC: 12-6

Date	Opponent	IP	H	R	ER	BB	SO	2B	3B	HR	WP	BK	HBP	DP	IBB	Score	W	L	SV	ERA
Feb. 18	Illinois State	9.0	7	3	3	6	8	1	0	0	2	1	1	0	0	2-3	0	1	0	3.00
Feb. 19	Illinois State	9.0	9	1	1	3	10	2	0	0	0	0	0	2	0	5-1	1	1	1	2.00
Feb. 20	Illinois State	9.0	7	2	2	2	11	2	0	1	1	1	1	0	0	4-2	2	1	2	2.00
Feb. 25	vs. Indiana	9.0	6	2	1	3	16	1	1	0	0	0	0	2	0	5-2	3	1	3	1.75
Feb. 27	vs. #6 Stanford	9.0	13	5	4	4	8	1	0	1	1	0	2	4	0	0-5	3	2	3	2.20
Feb. 27	vs. Louisiana	9.0	3	4	4	6	8	1	0	0	2	0	2	1	0	6-4	4	2	4	2.50
March 2	Omaha	9.0	10	3	3	3	8	1	0	0	1	1	1	1	0	15-3	5	2	4	2.57
March 4	Southeastern	9.0	9	7	7	3	11	0	0	0	1	0	5	0	0	3-7	5	3	4	3.12
March 5	Southeastern [DH-1]	9.0	3	2	2	4	11	0	0	1	1	0	1	1	0	4-2	6	3	5	3.00
March 5	Southeastern [DH-2]	8.0	3	1	1	4	9	1	0	1	1	0	1	1	0	11-1	7	3	5	2.83
March 10	UIC [DH-1]	9.0	4	4	4	5	15	3	0	0	0	0	2	0	0	12-4	8	3	5	2.94
March 10	UIC [DH-2]	9.0	6	4	4	4	8	2	0	1	1	0	3	1	0	5-4	9	3	5	3.03
March 12	UIC	9.0	4	1	1	5	15	0	0	1	0	0	2	0	0	10-1	10	3	5	2.87
March 13	UIC	9.0	7	8	8	8	10	2	0	0	2	0	2	1	0	10-8	11	3	5	3.24
March 15	Grambling	8.0	2	1	1	1	13	1	0	0	0	0	1	0	0	14-1	12	3	5	3.11
March 16	Grambling	8.0	11	3	3	3	8	1	0	2	2	0	0	2	0	13-3	13	3	5	3.13
March 18	Kentucky	9.0	8	2	2	2	10	2	0	0	0	0	2	1	0	6-2	14	3	5	3.06
March 19	Kentucky	9.0	5	3	3	4	12	0	0	1	0	0	0	1	0	9-3	15	3	6	3.06
March 20	Kentucky	9.0	7	1	1	4	10	2	0	1	1	0	1	0	0	3-1	16	3	7	2.95
March 25	at Mizzou	9.0	15	5	5	1	17	1	0	0	2	0	1	0	0	7-5	17	3	8	3.05
March 26	at Mizzou	8.0	10	7	7	6	9	3	0	0	4	0	1	0	0	5-7	17	4	8	3.26
March 27	at Mizzou	9.0	4	4	4	3	10	1	0	1	0	0	3	1	0	6-4	18	4	9	3.29
March 29	Little Rock	9.0	12	8	7	3	16	4	0	1	2	0	1	0	0	16-8	19	4	9	3.46
April 1	Mississippi State	9.0	4	1	1	0	8	0	0	1	0	0	0	0	0	8-1	20	4	9	3.35
April 2	Mississippi State	9.0	5	5	3	4	9	0	1	1	0	0	0	0	0	12-5	21	4	9	3.34
April 3	Mississippi State	12.0	9	5	5	3	15	0	0	3	0	0	4	2	0	3-5	21	5	9	3.36
April 5	UCA	9.0	13	9	9	4	12	2	0	1	1	0	1	1	0	21-9	22	5	9	3.57
April 7	at Florida	9.0	3	1	1	2	9	1	0	0	0	1	0	0	0	8-1	23	5	10	3.48
April 8	at Florida	8.0	9	7	6	3	4	3	0	2	1	0	0	1	0	2-7	23	6	10	3.58
April 9	at Florida	8.0	13	9	9	4	10	1	0	2	1	0	0	1	0	7-9	23	7	10	3.78
April 12	UAPB [DH-1]	7.0	1	0	0	1	9	1	0	0	0	0	0	1	0	15-0	24	7	10	3.68
April 12	UAPB [DH-2]	7.0	3	0	0	3	16	0	0	0	0	0	0	0	0	6-0	25	7	10	3.59
April 14	#15 LSU	9.0	7	4	3	2	11	0	0	0	0	0	1	1	0	5-4	26	7	11	3.57
April 15	#15 LSU	9.0	3	0	0	3	8	0	0	0	0	0	0	0	0	4-0	27	7	12	3.46
April 16	#15 LSU	9.0	11	2	2	4	12	2	0	0	0	0	0	0	0	6-2	28	7	12	3.42
April 19	Arkansas State	9.0	4	1	0	9	11	1	0	0	1	1	0	1	0	10-1	29	7	12	3.32
April 20	Arkansas State	9.0	5	3	3	7	13	0	0	0	1	0	1	3	0	10-3	30	7	12	3.31
April 22	at Texas A&M	8.0	2	2	0	4	9	0	0	0	0	0	0	0	0	1-2	30	8	12	3.23
April 23	at Texas A&M	9.0	7	1	1	6	5	2	0	0	0	0	1	1	0	3-1	31	8	13	3.17
April 24	at Texas A&M	8.0	15	11	9	7	9	2	0	2	0	0	0	1	0	10-11	31	9	13	3.33
April 26	vs. UCA	10.0	3	1	1	3	5	1	0	0	1	0	1	0	0	2-1	32	9	13	3.27
	Totals	361.0	282	143	131	156	428	48	2	24	29	5	42	32	0	304-143	32	9	13	3.27



1 ROBERT MOORE

SEASON HIGHS

Category	High	Opponent (Last)	Date
Hits	3	2x (Kentucky)	3/18/22
Runs	3	3x (Mississippi State)	4/2/22
Doubles	2	Illinois State	2/20/22
Triples	1	2x (UCA)	4/5/22
Home Runs	1	4x (Arkansas State)	4/19/22
RBI	3	3x (Kentucky)	3/19/22
Walks	3	Grambling	3/16/22
Stolen Bases	1	5x (Arkansas State)	4/20/22

CAREER HIGHS

Category	High	Opponent (Last)	Date
Hits	4	2x (#16 NC State)	6/11/21
Runs	5	#16 NC State	6/11/21
Doubles	2	2x (Illinois State)	2/20/22
Triples	1	4x (UCA)	4/5/22
Home Runs	2	3x (#16 NC State)	6/11/21
RBI	6	UCA	3/30/21
Walks	4	at #3 Ole Miss	4/11/21
Stolen Bases	2	vs. #3 Texas Tech	2/20/21



3 ZACK GREGORY

SEASON HIGHS

Category	High	Opponent (Last)	Date
Hits	2	3x (at Florida)	4/9/22
Runs	3	3x (Mississippi State)	4/2/22
Doubles	1	6x (at Florida)	4/9/22
Triples	--	--	--
Home Runs	1	5x (#15 LSU)	4/15/22
RBI	4	at Florida	4/9/22
Walks	3	Arkansas State	4/19/22
Stolen Bases	1	4x (Arkansas State)	4/20/22

CAREER HIGHS

Category	High	Opponent (Last)	Date
Hits	3	8x (at Florida)	4/9/22
Runs	3	3x (Mississippi State)	4/2/22
Doubles	1	11x (at Florida)	4/9/22
Triples	1	Auburn	4/2/21
Home Runs	1	8x (#15 LSU)	4/15/22
RBI	4	at Florida	4/9/22
Walks	3	2x (Arkansas State)	4/19/21
Stolen Bases	1	6x (Arkansas State)	4/20/22



2 JALEN BATTLES

SEASON HIGHS

Category	High	Opponent (Last)	Date
Hits	3	UAPB	4/12/22
Runs	3	UAPB	4/12/22
Doubles	2	Arkansas State	4/20/22
Triples	1	UAPB	4/12/22
Home Runs	2	Mississippi State	4/1/22
RBI	3	2x (Mississippi State)	4/1/22
Walks	2	2x (at Florida)	4/7/22
Stolen Bases	1	UAPB	4/12/22

CAREER HIGHS

Category	High	Opponent (Last)	Date
Hits	3	5x (UAPB)	4/12/22
Runs	4	NJIT	6/4/21
Doubles	2	3x (Arkansas State)	4/20/22
Triples	1	UAPB	4/12/22
Home Runs	2	2x (Mississippi State)	4/1/22
RBI	4	UCA	3/30/21
Walks	3	2x (vs. Georgia)	5/26/21
Stolen Bases	1	6x (UAPB)	4/12/22



4 JUDE PUTZ

SEASON HIGHS

Category	High	Opponent (Last)	Date
Hits	--	--	--
Runs	--	--	--
Doubles	--	--	--
Triples	--	--	--
Home Runs	--	--	--
RBI	--	--	--
Walks	--	--	--
Stolen Bases	--	--	--

CAREER HIGHS

Category	High	Opponent (Last)	Date
Hits	--	--	--
Runs	--	--	--
Doubles	--	--	--
Triples	--	--	--
Home Runs	--	--	--
RBI	--	--	--
Walks	--	--	--
Stolen Bases	--	--	--



5 KENDALL DIGGS

SEASON HIGHS

Category	High	Opponent (Last)	Date
Hits	3	Arkansas State	4/20/22
Runs	2	UCA	4/5/22
Doubles	1	UCA	4/5/22
Triples	--	--	--
Home Runs	1	Little Rock	3/29/22
RBI	4	Little Rock	3/29/22
Walks	2	3x (at Mizzou)	3/27/22
Stolen Bases	1	at Mizzou	3/27/22

CAREER HIGHS

Category	High	Opponent (Last)	Date
Hits	3	Arkansas State	4/20/22
Runs	2	UCA	4/5/22
Doubles	1	UCA	4/5/22
Triples	--	--	--
Home Runs	1	Little Rock	3/29/22
RBI	4	Little Rock	3/29/22
Walks	2	3x (at Mizzou)	3/27/22
Stolen Bases	1	at Mizzou	3/27/22




7 CAYDEN WALLACE

SEASON HIGHS

Category	High	Opponent (Last)	Date
Hits	4	vs. Indiana	2/25/22
Runs	3	4x (UCA)	4/5/22
Doubles	2	2x (#15 LSU)	4/15/22
Triples	1	Illinois State	2/20/22
Home Runs	1	6x (at Texas A&M)	4/24/22
RBI	6	UIC	3/13/22
Walks	3	2x (Mississippi State)	4/3/22
Stolen Bases	2	UCA	4/5/22

CAREER HIGHS

Category	High	Opponent (Last)	Date
Hits	4	vs. Indiana	2/25/22
Runs	3	6x (UCA)	4/5/22
Doubles	2	2x (#15 LSU)	4/15/22
Triples	1	Illinois State	2/20/22
Home Runs	2	#9 Florida	5/20/21
RBI	6	UIC	3/13/22
Walks	3	3x (Mississippi State)	4/3/22
Stolen Bases	2	UCA	4/5/22



8 JACE BOHROFEN

SEASON HIGHS

Category	High	Opponent (Last)	Date
Hits	3	Southeastern	3/5/22
Runs	3	Arkansas State	4/20/22
Doubles	2	2x (Arkansas State)	4/20/22
Triples	1	Southeastern	3/5/22
Home Runs	2	UCA	4/5/22
RBI	5	Southeastern	3/5/22
Walks	1	5x (vs. UCA)	4/26/22
Stolen Bases	--	--	--

CAREER HIGHS

Category	High	Opponent (Last)	Date
Hits	3	3x (Southeastern)	3/5/22
Runs	3	Arkansas State	4/20/22
Doubles	2	2x (Arkansas State)	4/20/22
Triples	1	4x (Southeastern)	3/5/22
Home Runs	2	UCA	4/5/22
RBI	6	UT Arlington	3/9/21
Walks	3	at #11 Oklahoma State	3/30/21
Stolen Bases	1	vs. #2 Texas	5/27/21



9 DRAKE VARNADO

SEASON HIGHS

Category	High	Opponent (Last)	Date
Hits	2	Grambling	3/16/22
Runs	1	5x (UAPB)	4/12/22
Doubles	1	Grambling	3/16/22
Triples	--	--	--
Home Runs	--	--	--
RBI	2	Little Rock	3/29/22
Walks	2	UAPB	4/12/22
Stolen Bases	--	--	--

CAREER HIGHS

Category	High	Opponent (Last)	Date
Hits	2	Grambling	3/16/22
Runs	1	5x (UAPB)	4/12/22
Doubles	1	Grambling	3/16/22
Triples	--	--	--
Home Runs	--	--	--
RBI	2	Little Rock	3/29/22
Walks	2	UAPB	4/12/22
Stolen Bases	--	--	--



10 PEYTON STOVALL

SEASON HIGHS

Category	High	Opponent (Last)	Date
Hits	3	3x (at Texas A&M)	4/24/22
Runs	4	UCA	4/5/22
Doubles	2	at Texas A&M	4/24/22
Triples	--	--	--
Home Runs	1	3x (UCA)	4/5/22
RBI	2	5x (at Texas A&M)	4/24/22
Walks	2	2x (Arkansas State)	4/19/22
Stolen Bases	1	#15 LSU	4/14/22

CAREER HIGHS

Category	High	Opponent (Last)	Date
Hits	3	3x (at Texas A&M)	4/24/22
Runs	4	UCA	4/5/22
Doubles	2	at Texas A&M	4/24/22
Triples	--	--	--
Home Runs	1	3x (UCA)	4/5/22
RBI	2	5x (at Texas A&M)	4/24/22
Walks	2	2x (Arkansas State)	4/19/22
Stolen Bases	1	#15 LSU	4/14/22



12 MICHAEL TURNER

SEASON HIGHS

Category	High	Opponent (Last)	Date
Hits	4	UIC	3/12/22
Runs	3	2x (Kentucky)	3/19/22
Doubles	2	Little Rock	3/29/22
Triples	1	vs. Indiana	2/25/22
Home Runs	1	5x (#15 LSU)	4/15/22
RBI	3	5x (at Mizzou)	3/25/22
Walks	2	4x (Kentucky)	3/20/22
Stolen Bases	--	--	--

CAREER HIGHS

Category	High	Opponent (Last)	Date
Hits	4	5x (UIC)	3/12/22
Runs	3	7x (Kentucky)	3/19/22
Doubles	2	Little Rock	3/29/22
Triples	1	5x (vs. Indiana)	2/25/22
Home Runs	1	16x (#15 LSU)	4/16/22
RBI	6	at Bowling Green	5/10/19
Walks	2	16x (Kentucky)	3/20/22
Stolen Bases	2	Toledo	5/4/19



15 DYLAN LEACH

SEASON HIGHS

Category	High	Opponent (Last)	Date
Hits	5	UCA	4/5/22
Runs	4	UCA	4/5/22
Doubles	1	3x (at Texas A&M)	4/24/22
Triples	1	UCA	4/5/22
Home Runs	2	UCA	4/5/22
RBI	5	UCA	4/5/22
Walks	1	4x (Arkansas State)	4/19/22
Stolen Bases	1	4x (UAPB)	4/12/22

CAREER HIGHS

Category	High	Opponent (Last)	Date
Hits	5	UCA	4/5/22
Runs	4	UCA	4/5/22
Doubles	1	4x (at Texas A&M)	4/24/22
Triples	1	2x (UCA)	4/5/22
Home Runs	2	UCA	4/5/22
RBI	5	UCA	4/5/22
Walks	3	Memphis	3/23/21
Stolen Bases	1	4x (UAPB)	4/12/22



17 BRADY SLAVENS

SEASON HIGHS

Category	High	Opponent (Last)	Date
Hits	4	2x (Arkansas State)	4/19/22
Runs	3	2x (Arkansas State)	4/19/22
Doubles	1	8x (vs. UCA)	4/26/22
Triples	1	3x (UAPB)	4/12/22
Home Runs	2	2x (at Texas A&M)	4/23/22
RBI	6	UAPB	4/12/22
Walks	2	2x (at Texas A&M)	4/23/22
Stolen Bases	1	Arkansas State	4/19/22

CAREER HIGHS

Category	High	Opponent (Last)	Date
Hits	4	2x (Arkansas State)	4/19/22
Runs	3	4x (Arkansas State)	4/19/22
Doubles	2	at Louisiana Tech	3/13/21
Triples	1	6x (UAPB)	4/12/21
Home Runs	2	4x (at Texas A&M)	4/23/22
RBI	6	UAPB	4/12/22
Walks	2	9x (at Texas A&M)	4/23/22
Stolen Bases	2	Rhode Island	3/17/19

**18 CHRIS LANZILLI****SEASON HIGHS**

Category	High	Opponent (Last)	Date
Hits	3	Grambling	3/16/22
Runs	2	4x (at Florida)	4/7/22
Doubles	1	6x (at Texas A&M)	4/23/22
Triples	--	--	--
Home Runs	1	5x (#15 LSU)	4/15/22
RBI	3	3x (Grambling)	3/16/22
Walks	2	4x (Mississippi State)	4/1/22
Stolen Bases	1	3x (UAPB)	4/12/22

CAREER HIGHS

Category	High	Opponent (Last)	Date
Hits	4	Virginia Tech	4/6/19
Runs	3	5x (Brown)	2/29/20
Doubles	3	at Duke	3/23/19
Triples	--	--	--
Home Runs	2	5x (NC State)	5/2/21
RBI	10	Boston College	3/17/19
Walks	3	at Florida State	4/28/19
Stolen Bases	1	11x (UAPB)	4/11/22

**44 MAX SOLIZ JR.****SEASON HIGHS**

Category	High	Opponent (Last)	Date
Hits	1	2x (UIC)	3/12/22
Runs	1	2x (UAPB)	4/12/22
Doubles	1	Omaha	3/2/22
Triples	--	--	--
Home Runs	--	--	--
RBI	1	Omaha	3/2/22
Walks	1	Mississippi State	4/1/22
Stolen Bases	--	--	--

CAREER HIGHS

Category	High	Opponent (Last)	Date
Hits	1	2x (UIC)	3/12/22
Runs	1	2x (UAPB)	4/12/22
Doubles	1	Omaha	3/2/22
Triples	--	--	--
Home Runs	--	--	--
RBI	1	Omaha	3/2/22
Walks	1	Mississippi State	4/1/22
Stolen Bases	--	--	--

**24 BRAYDON WEBB****SEASON HIGHS**

Category	High	Opponent (Last)	Date
Hits	3	2x (UAPB)	4/12/22
Runs	3	2x (UCA)	4/5/22
Doubles	1	2x (at Texas A&M)	4/22/22
Triples	--	--	--
Home Runs	1	9x (UAPB)	4/12/22
RBI	4	2x (UCA)	4/5/22
Walks	4	Mississippi State	4/1/22
Stolen Bases	2	Little Rock	3/29/22

CAREER HIGHS

Category	High	Opponent (Last)	Date
Hits	3	3x (UAPB)	4/12/22
Runs	3	6x (UCA)	4/5/22
Doubles	1	6x (at Texas A&M)	4/22/22
Triples	--	--	--
Home Runs	1	16x (UAPB)	4/12/22
RBI	4	2x (UCA)	4/5/22
Walks	4	2x (Mississippi State)	4/1/22
Stolen Bases	2	2x (Little Rock)	3/29/22



13 CONNOR NOLAND

SEASON HIGHS

Category	High	Opponent (Last)	Date
Innings	7.0	2x (at Florida)	4/7/22
Longest Start	7.0	2x (at Florida)	4/7/22
Shortest Start	5.0	2x (at Mizzou)	3/25/22
Longest Relief	--	--	--
Hits	7	2x (at Mizzou)	3/25/22
Runs	3	4x (#15 LSU)	4/14/22
Earned Runs	3	4x (#15 LSU)	4/14/22
Walks	3	at Texas A&M	4/22/22
Strikeouts	11	UIC	3/10/22

CAREER HIGHS

Category	High	Opponent (Last)	Date
Innings	7.2	#2 Mississippi State	4/20/19
Longest Start	7.2	#2 Mississippi State	4/20/19
Shortest Start	0.0	at #6 Vanderbilt	4/13/19
Longest Relief	4.2	SEMO	2/26/21
Hits	7	3x (at Mizzou)	3/25/22
Runs	6	at LSU	5/1/21
Earned Runs	6	at LSU	5/1/21
Walks	3	2x (at Texas A&M)	4/22/22
Strikeouts	11	2x (UIC)	3/10/20



22 JAXON WIGGINS

SEASON HIGHS

Category	High	Opponent (Last)	Date
Innings	7.1	at Mizzou	3/27/22
Longest Start	7.1	at Mizzou	3/27/22
Shortest Start	0.1	at Texas A&M	4/24/22
Longest Relief	--	--	--
Hits	9	2x (#15 LSU)	4/16/22
Runs	7	at Florida	4/9/22
Earned Runs	7	at Florida	4/9/22
Walks	4	3x (Kentucky)	3/20/22
Strikeouts	9	#15 LSU	4/16/22

CAREER HIGHS

Category	High	Opponent (Last)	Date
Innings	7.1	at Mizzou	3/27/22
Longest Start	7.1	at Mizzou	3/27/22
Shortest Start	0.1	at Texas A&M	4/24/22
Longest Relief	2.0	2x (Texas A&M)	4/18/21
Hits	9	2x (#15 LSU)	4/16/22
Runs	7	at Florida	4/9/22
Earned Runs	7	at Florida	4/9/22
Walks	4	3x (Kentucky)	3/20/22
Strikeouts	9	#15 LSU	4/16/22



20 ELIJAH TREST

SEASON HIGHS

Category	High	Opponent (Last)	Date
Innings	2.0	UAPB	4/12/22
Longest Start	--	--	--
Shortest Start	--	--	--
Longest Relief	2.0	UAPB	4/12/22
Hits	2	at Mizzou	3/26/22
Runs	2	at Mizzou	3/26/22
Earned Runs	2	at Mizzou	3/26/22
Walks	3	Arkansas State	4/19/22
Strikeouts	3	UAPB	4/12/22

CAREER HIGHS

Category	High	Opponent (Last)	Date
Innings	3.0	3x (vs. #3 Texas Tech)	2/20/21
Longest Start	--	--	--
Shortest Start	--	--	--
Longest Relief	3.0	3x (vs. #3 Texas Tech)	2/20/21
Hits	3	Central Arkansas	3/30/21
Runs	3	3x (#15 LSU)	5/10/19
Earned Runs	3	3x (#15 LSU)	5/10/19
Walks	3	Arkansas State	4/19/22
Strikeouts	4	2x (vs. #3 Texas Tech)	2/20/21



25 BRADY TYGART

SEASON HIGHS

Category	High	Opponent (Last)	Date
Innings	3.2	Mississippi State	4/3/22
Longest Start	--	--	--
Shortest Start	--	--	--
Longest Relief	3.2	Mississippi State	4/3/22
Hits	4	UIC	3/13/22
Runs	2	2x (at Florida)	4/9/22
Earned Runs	2	2x (at Florida)	4/9/22
Walks	2	at Florida	4/9/22
Strikeouts	7	Mississippi State	4/3/22

CAREER HIGHS

Category	High	Opponent (Last)	Date
Innings	3.2	Mississippi State	4/3/22
Longest Start	--	--	--
Shortest Start	--	--	--
Longest Relief	3.2	Mississippi State	4/3/22
Hits	4	UIC	3/13/22
Runs	2	2x (at Florida)	4/9/22
Earned Runs	2	2x (at Florida)	4/9/22
Walks	2	at Florida	4/9/22
Strikeouts	7	Mississippi State	4/3/22

**27 NICK MOTEN****SEASON HIGHS**

Category	High	Opponent (Last)	Date
Innings	1.0	Omaha	3/2/22
Longest Start	--	--	--
Shortest Start	--	--	--
Longest Relief	1.0	Omaha	3/2/22
Hits	2	UCA	4/5/22
Runs	4	UCA	4/5/22
Earned Runs	4	UCA	4/5/22
Walks	2	UCA	4/5/22
Strikeouts	1	Omaha	3/2/22

CAREER HIGHS

Category	High	Opponent (Last)	Date
Innings	1.0	Omaha	3/2/22
Longest Start	--	--	--
Shortest Start	--	--	--
Longest Relief	1.0	Omaha	3/2/22
Hits	2	UCA	4/5/22
Runs	4	UCA	4/5/22
Earned Runs	4	UCA	4/5/22
Walks	2	UCA	4/5/22
Strikeouts	1	Omaha	3/2/22

**29 AUSTIN LEDBETTER****SEASON HIGHS**

Category	High	Opponent (Last)	Date
Innings	3.0	UIC	3/10/22
Longest Start	3.0	UIC	3/10/22
Shortest Start	2.1	Grambling	3/16/22
Longest Relief	2.2	Southeastern	3/4/22
Hits	5	Grambling	3/16/22
Runs	3	Grambling	3/16/22
Earned Runs	3	Grambling	3/16/22
Walks	1	UIC	3/10/22
Strikeouts	5	Southeastern	3/4/22

CAREER HIGHS


Category	High	Opponent (Last)	Date
Innings	3.0	UIC	3/10/22
Longest Start	3.0	UIC	3/10/22
Shortest Start	2.1	Grambling	3/16/22
Longest Relief	2.2	Southeastern	3/4/22
Hits	5	Grambling	3/16/22
Runs	3	Grambling	3/16/22
Earned Runs	3	Grambling	3/16/22
Walks	1	UIC	3/10/22
Strikeouts	5	Southeastern	3/4/22

**28 KOLE RAMAGE****SEASON HIGHS**

Category	High	Opponent (Last)	Date
Innings	4.0	Illinois State	2/20/22
Longest Start	3.0	2x (Arkansas State)	4/19/22
Shortest Start	--	--	--
Longest Relief	4.0	Illinois State	2/20/22
Hits	4	at Texas A&M	4/24/22
Runs	3	Southeastern	3/4/22
Earned Runs	3	Southeastern	3/4/22
Walks	2	4x (at Texas A&M)	4/24/22
Strikeouts	6	2x (vs. Indiana)	2/25/22

CAREER HIGHS

Category	High	Opponent (Last)	Date
Innings	5.0	2x (vs. Baylor)	3/1/20
Longest Start	5.0	2x (vs. Baylor)	3/1/20
Shortest Start	1.2	#4 Kentucky	3/17/18
Longest Relief	4.2	at #15 Auburn	4/5/19
Hits	7	at #6 Vanderbilt	4/13/19
Runs	7	at #6 Vanderbilt	4/13/19
Earned Runs	7	at #6 Vanderbilt	4/13/19
Walks	6	#14 Ole Miss	6/9/19
Strikeouts	7	2x (Little Rock)	4/6/21

**31 DYLAN CARTER****SEASON HIGHS**

Category	High	Opponent (Last)	Date
Innings	--	--	--
Longest Start	--	--	--
Shortest Start	--	--	--
Longest Relief	--	--	--
Hits	--	--	--
Runs	--	--	--
Earned Runs	--	--	--
Walks	--	--	--
Strikeouts	--	--	--

CAREER HIGHS

Category	High	Opponent (Last)	Date
Innings	--	--	--
Longest Start	--	--	--
Shortest Start	--	--	--
Longest Relief	--	--	--
Hits	--	--	--
Runs	--	--	--
Earned Runs	--	--	--
Walks	--	--	--
Strikeouts	--	--	--



32 ZACK MORRIS

SEASON HIGHS

Category	High	Opponent (Last)	Date
Innings	3.0	at Texas A&M	4/23/22
Longest Start	--	--	--
Shortest Start	--	--	--
Longest Relief	3.0	at Texas A&M	4/23/22
Hits	2	3x (#15 LSU)	4/16/22
Runs	2	UCA	4/5/22
Earned Runs	2	UCA	4/5/22
Walks	1	6x (vs. UCA)	4/26/22
Strikeouts	3	UAPB	4/12/22

CAREER HIGHS

Category	High	Opponent (Last)	Date
Innings	3.0	at Texas A&M	4/23/22
Longest Start	--	--	--
Shortest Start	--	--	--
Longest Relief	3.0	at Texas A&M	4/23/22
Hits	2	6x (#15 LSU)	4/16/22
Runs	3	2x (Arkansas State)	5/11/21
Earned Runs	3	Texas A&M	4/18/21
Walks	3	Texas A&M	4/18/21
Strikeouts	4	UAPB	4/13/21



34 NICK GRIFFIN

SEASON HIGHS

Category	High	Opponent (Last)	Date
Innings	2.0	Arkansas State	4/19/22
Longest Start	--	--	--
Shortest Start	--	--	--
Longest Relief	2.0	Arkansas State	4/19/22
Hits	1	3x (Arkansas State)	4/19/22
Runs	1	vs. Louisiana	2/27/22
Earned Runs	1	vs. Louisiana	2/27/22
Walks	3	2x (Arkansas State)	4/19/22
Strikeouts	4	Arkansas State	4/19/22

CAREER HIGHS

Category	High	Opponent (Last)	Date
Innings	2.0	Arkansas State	4/19/22
Longest Start	--	--	--
Shortest Start	--	--	--
Longest Relief	2.0	Arkansas State	4/19/22
Hits	1	3x (Arkansas State)	4/19/22
Runs	1	vs. Louisiana	2/27/22
Earned Runs	1	vs. Louisiana	2/27/22
Walks	3	2x (Arkansas State)	4/19/22
Strikeouts	4	Arkansas State	4/19/22



33 HAGEN SMITH

SEASON HIGHS

Category	High	Opponent (Last)	Date
Innings	7.0	2x (#15 LSU)	4/15/22
Longest Start	7.0	2x (#15 LSU)	4/15/22
Shortest Start	2.1	vs. #6 Stanford	2/27/22
Longest Relief	--	--	--
Hits	7	at Florida	4/8/22
Runs	7	at Florida	4/8/22
Earned Runs	6	at Florida	4/8/22
Walks	5	at Texas A&M	4/23/22
Strikeouts	9	Southeastern	3/5/22

CAREER HIGHS

Category	High	Opponent (Last)	Date
Innings	7.0	2x (#15 LSU)	4/15/22
Longest Start	7.0	2x (#15 LSU)	4/15/22
Shortest Start	2.1	vs. #6 Stanford	2/27/22
Longest Relief	--	--	--
Hits	7	at Florida	4/8/22
Runs	7	at Florida	4/8/22
Earned Runs	6	at Florida	4/8/22
Walks	5	at Texas A&M	4/23/22
Strikeouts	9	Southeastern	3/5/22



35 VINCENT TRAPANI

SEASON HIGHS

Category	High	Opponent (Last)	Date
Innings	--	--	--
Longest Start	--	--	--
Shortest Start	--	--	--
Longest Relief	--	--	--
Hits	--	--	--
Runs	--	--	--
Earned Runs	--	--	--
Walks	--	--	--
Strikeouts	--	--	--

CAREER HIGHS

Category	High	Opponent (Last)	Date
Innings	--	--	--
Longest Start	--	--	--
Shortest Start	--	--	--
Longest Relief	--	--	--
Hits	--	--	--
Runs	--	--	--
Earned Runs	--	--	--
Walks	--	--	--
Strikeouts	--	--	--



36 PEYTON PALLETTE

SEASON HIGHS

Category	High	Opponent (Last)	Date
Innings	--	--	--
Longest Start	--	--	--
Shortest Start	--	--	--
Longest Relief	--	--	--
Hits	--	--	--
Runs	--	--	--
Earned Runs	--	--	--
Walks	--	--	--
Strikeouts	--	--	--

CAREER HIGHS

Category	High	Opponent (Last)	Date
Innings	6.0	Texas A&M	4/17/21
Longest Start	6.0	Texas A&M	4/17/21
Shortest Start	1.0	#22 Alabama	3/19/21
Longest Relief	4.1	Auburn	4/2/21
Hits	9	at #3 Ole Miss	4/10/21
Runs	7	at #3 Ole Miss	4/10/21
Earned Runs	7	at #3 Ole Miss	4/10/21
Walks	3	3x (at #11 South Carolina)	4/23/21
Strikeouts	10	Murray State	3/5/21



38 MARK ADAMIAK

SEASON HIGHS

Category	High	Opponent (Last)	Date
Innings	4.0	Grambling	3/15/22
Longest Start	4.0	Grambling	3/15/22
Shortest Start	0.2	Little Rock	3/29/22
Longest Relief	2.1	Arkansas State	4/19/22
Hits	4	Omaha	3/2/22
Runs	4	Little Rock	3/29/22
Earned Runs	4	Little Rock	3/29/22
Walks	2	2x (Arkansas State)	4/19/22
Strikeouts	6	Grambling	3/15/22

CAREER HIGHS

Category	High	Opponent (Last)	Date
Innings	4.0	Grambling	3/15/22
Longest Start	4.0	Grambling	3/15/22
Shortest Start	0.2	Little Rock	3/29/22
Longest Relief	2.1	Arkansas State	4/19/22
Hits	4	Omaha	3/2/22
Runs	4	Little Rock	3/29/22
Earned Runs	4	Little Rock	3/29/22
Walks	2	2x (Arkansas State)	4/19/22
Strikeouts	6	Grambling	3/15/22



37 JAKE FAHERTY

SEASON HIGHS

Category	High	Opponent (Last)	Date
Innings	0.1	UIC	3/10/22
Longest Start	--	--	--
Shortest Start	--	UIC	3/10/22
Longest Relief	0.1	UIC	3/10/22
Hits	0	UIC	3/10/22
Runs	0	UIC	3/10/22
Earned Runs	0	UIC	3/10/22
Walks	1	UIC	3/10/22
Strikeouts	1	UIC	3/10/22

CAREER HIGHS

Category	High	Opponent (Last)	Date
Innings	0.1	UIC	3/10/22
Longest Start	--	--	--
Shortest Start	--	UIC	3/10/22
Longest Relief	0.1	UIC	3/10/22
Hits	0	UIC	3/10/22
Runs	0	UIC	3/10/22
Earned Runs	0	UIC	3/10/22
Walks	1	UIC	3/10/22
Strikeouts	1	UIC	3/10/22



39 EVAN TAYLOR

SEASON HIGHS

Category	High	Opponent (Last)	Date
Innings	2.0	3x (at Texas A&M)	4/22/22
Longest Start	--	--	--
Shortest Start	--	--	--
Longest Relief	2.0	3x (at Texas A&M)	4/22/22
Hits	3	at Mizzou	3/25/22
Runs	1	5x (#15 LSU)	4/14/22
Earned Runs	1	4x (Mississippi State)	4/3/22
Walks	2	UIC	3/10/22
Strikeouts	3	#15 LSU	4/14/22

CAREER HIGHS

Category	High	Opponent (Last)	Date
Innings	2.0	5x (at Texas A&M)	4/22/22
Longest Start	--	--	--
Shortest Start	--	--	--
Longest Relief	2.0	5x (at Texas A&M)	4/22/22
Hits	5	#22 Alabama	3/19/21
Runs	5	#22 Alabama	3/19/21
Earned Runs	5	#22 Alabama	3/19/21
Walks	2	5x (UIC)	3/10/21
Strikeouts	4	Western Illinois	3/13/19



41 WILL McENTIRE

SEASON HIGHS

Category	High	Opponent (Last)	Date
Innings	6.0	vs. UCA	4/26/22
Longest Start	6.0	vs. UCA	4/26/22
Shortest Start	3.0	UAPB	4/12/22
Longest Relief	--	--	--
Hits	3	2x (vs. UCA)	4/26/22
Runs	1	2x (vs. UCA)	4/26/22
Earned Runs	1	2x (vs. UCA)	4/26/22
Walks	4	Arkansas State	4/20/22
Strikeouts	5	2x (Arkansas State)	4/20/22

CAREER HIGHS

Category	High	Opponent (Last)	Date
Innings	6.0	2x (vs. UCA)	4/26/22
Longest Start	6.0	2x (vs. UCA)	4/26/22
Shortest Start	3.0	UAPB	4/12/22
Longest Relief	2.0	South Alabama	3/7/20
Hits	7	Grand Canyon	3/10/20
Runs	1	2x (Arkansas State)	4/20/22
Earned Runs	1	2x (Arkansas State)	4/20/22
Walks	4	Arkansas State	4/20/22
Strikeouts	5	2x (Arkansas State)	4/20/22



46 TYLER CACCIATORI

SEASON HIGHS

Category	High	Opponent (Last)	Date
Innings	--	--	--
Longest Start	--	--	--
Shortest Start	--	--	--
Longest Relief	--	--	--
Hits	--	--	--
Runs	--	--	--
Earned Runs	--	--	--
Walks	--	--	--
Strikeouts	--	--	--

CAREER HIGHS

Category	High	Opponent (Last)	Date
Innings	--	--	--
Longest Start	--	--	--
Shortest Start	--	--	--
Longest Relief	--	--	--
Hits	--	--	--
Runs	--	--	--
Earned Runs	--	--	--
Walks	--	--	--
Strikeouts	--	--	--




43 MILLER PLEIMANN

SEASON HIGHS

Category	High	Opponent (Last)	Date
Innings	2.1	Little Rock	3/29/22
Longest Start	0.1	UCA	4/5/22
Shortest Start	--	--	--
Longest Relief	2.1	Little Rock	3/29/22
Hits	4	2x (UCA)	4/5/22
Runs	3	UCA	4/5/22
Earned Runs	3	UCA	4/5/22
Walks	0	4x (Arkansas State)	4/20/22
Strikeouts	5	Little Rock	3/29/22

CAREER HIGHS

Category	High	Opponent (Last)	Date
Innings	2.2	2x (Omaha)	3/26/19
Longest Start	2.2	Omaha	3/26/19
Shortest Start	0.1	UCA	4/5/22
Longest Relief	2.2	Rhode Island	3/16/19
Hits	4	2x (UCA)	4/5/22
Runs	3	3x (UCA)	4/5/22
Earned Runs	3	2x (UCA)	4/5/22
Walks	3	2x (Memphis)	3/24/21
Strikeouts	5	Little Rock	3/29/22



48 HESTON TOLE

SEASON HIGHS

Category	High	Opponent (Last)	Date
Innings	3.0	vs. #6 Stanford	2/27/22
Longest Start	--	--	--
Shortest Start	--	--	--
Longest Relief	3.0	vs. #6 Stanford	2/27/22
Hits	5	vs. #6 Stanford	2/27/22
Runs	1	5x (at Texas A&M)	4/24/22
Earned Runs	1	4x (at Texas A&M)	4/24/22
Walks	1	2x (UCA)	4/5/22
Strikeouts	4	Grambling	3/16/22

CAREER HIGHS

Category	High	Opponent (Last)	Date
Innings	3.0	vs. #6 Stanford	2/27/22
Longest Start	--	--	--
Shortest Start	--	--	--
Longest Relief	3.0	vs. #6 Stanford	2/27/22
Hits	5	vs. #6 Stanford	2/27/22
Runs	2	NJIT	6/4/21
Earned Runs	2	NJIT	6/4/21
Walks	1	4x (UCA)	4/5/22
Strikeouts	4	Grambling	3/16/22

**50 MATTHEW MAGRE****SEASON HIGHS**

Category	High	Opponent (Last)	Date
Innings	--	--	--
Longest Start	--	--	--
Shortest Start	--	--	--
Longest Relief	--	--	--
Hits	--	--	--
Runs	--	--	--
Earned Runs	--	--	--
Walks	--	--	--
Strikeouts	--	--	--

CAREER HIGHS

Category	High	Opponent (Last)	Date
Innings	0.2	SEMO	2/27/21
Longest Start	--	--	--
Shortest Start	--	--	--
Longest Relief	0.2	SEMO	2/27/21
Hits	0	SEMO	2/27/21
Runs	0	SEMO	2/27/21
Earned Runs	0	SEMO	2/27/21
Walks	1	SEMO	2/27/21
Strikeouts	1	SEMO	2/27/21

**58 EVAN GRAY****SEASON HIGHS**

Category	High	Opponent (Last)	Date
Innings	1.0	UIC	3/12/22
Longest Start	--	--	--
Shortest Start	--	--	--
Longest Relief	1.0	UIC	3/12/22
Hits	0	3x (Mississippi State)	4/3/22
Runs	0	3x (Mississippi State)	4/3/22
Earned Runs	0	3x (Mississippi State)	4/3/22
Walks	1	UIC	3/12/22
Strikeouts	3	UIC	3/12/22

CAREER HIGHS

Category	High	Opponent (Last)	Date
Innings	1.0	6x (UIC)	3/12/22
Longest Start	--	--	--
Shortest Start	--	--	--
Longest Relief	1.0	6x (UIC)	3/12/22
Hits	2	Little Rock	4/6/21
Runs	2	Little Rock	4/6/21
Earned Runs	2	Oklahoma	3/16/21
Walks	1	3x (UIC)	3/12/22
Strikeouts	3	UIC	3/12/22

**55 GABRIEL STARKS****SEASON HIGHS**

Category	High	Opponent (Last)	Date
Innings	2.0	2x (Mississippi State)	4/2/22
Longest Start	--	--	--
Shortest Start	--	--	--
Longest Relief	2.0	2x (Mississippi State)	4/2/22
Hits	2	2x (Mississippi State)	4/2/22
Runs	2	2x (Arkansas State)	4/20/22
Earned Runs	2	Arkansas State	4/20/22
Walks	2	2x (Arkansas State)	4/20/22
Strikeouts	4	Grambling	3/15/22

CAREER HIGHS

Category	High	Opponent (Last)	Date
Innings	2.0	2x (Mississippi State)	4/2/22
Longest Start	--	--	--
Shortest Start	--	--	--
Longest Relief	2.0	2x (Mississippi State)	4/2/22
Hits	2	3x (Arkansas State)	4/20/22
Runs	3	UAPB	4/13/21
Earned Runs	3	UAPB	4/13/21
Walks	3	UAPB	4/13/21
Strikeouts	4	Grambling	3/15/22

**59 ISSAC BRACKEN****SEASON HIGHS**

Category	High	Opponent (Last)	Date
Innings	2.0	UAPB	4/22/22
Longest Start	--	--	--
Shortest Start	--	--	--
Longest Relief	2.0	UAPB	4/22/22
Hits	2	UCA	4/5/22
Runs	1	Southeastern	3/4/22
Earned Runs	1	Southeastern	3/4/22
Walks	1	3x (Arkansas State)	4/20/22
Strikeouts	2	2x (Arkansas State)	4/20/22

CAREER HIGHS

Category	High	Opponent (Last)	Date
Innings	9.0	California Baptist	4/28/19
Longest Start	9.0	California Baptist	4/28/19
Shortest Start	1.2	Sacramento State	3/26/17
Longest Relief	3.0	2x (at Air Force)	5/15/18
Hits	11	at UC Davis	3/16/18
Runs	8	Sacramento State	5/5/19
Earned Runs	7	2x (Sacramento State)	5/5/19
Walks	5	Sacramento State	5/5/19
Strikeouts	10	North Dakota State	3/1/19



88 ZEBULON VERMILLION

SEASON HIGHS

Category	High	Opponent (Last)	Date
Innings	3.0	Kentucky	3/19/22
Longest Start	--	--	--
Shortest Start	--	--	--
Longest Relief	3.0	Kentucky	3/19/22
Hits	3	2x (at Texas A&M)	4/24/22
Runs	2	at Texas A&M	4/24/22
Earned Runs	2	at Texas A&M	4/24/22
Walks	2	Illinois State	2/18/22
Strikeouts	5	Kentucky	3/19/22

CAREER HIGHS

Category	High	Opponent (Last)	Date
Innings	8.0	2x (#22 Alabama)	3/20/21
Longest Start	8.0	2x (#22 Alabama)	3/20/21
Shortest Start	2.2	Auburn	4/2/21
Longest Relief	3.0	3x (South Alabama)	3/8/20
Hits	7	at #2 Mississippi State	3/27/21
Runs	4	at #2 Mississippi State	3/27/21
Earned Runs	4	at #2 Mississippi State	3/27/21
Walks	4	SEMO	2/26/21
Strikeouts	6	South Alabama	3/8/20



Record: 32-9 Home: 25-3 Away: 4-5 Neutral: 3-1 SEC: 12-6

Player	avg	gp-gs	ab	r	h	2b	3b	hr	rbi	tb	slg%	bb	hp	so	gdp	ob%	sf	sh	sb-att	po	a	e	fld%
12 Michael Turner	.329	38-37	146	28	48	10	1	5	33	75	.514	19	2	27	6	.404	4	0	0-0	319	26	2	.994
18 Chris Lanzilli	.314	38-38	140	24	44	6	0	5	20	65	.464	21	6	33	2	.425	0	2	3-4	50	1	1	.981
7 Cayden Wallace	.305	41-41	164	41	50	11	1	6	36	81	.494	28	3	31	0	.407	4	0	10-11	13	73	8	.915
2 Jalen Battles	.296	40-40	152	33	45	9	1	7	26	77	.507	15	1	34	2	.359	2	0	1-1	51	108	3	.981
17 Brady Slavens	.279	37-36	140	21	39	8	3	10	42	83	.593	16	1	36	4	.346	5	0	1-1	31	0	1	.969
3 Zack Gregory	.276	33-32	87	31	24	6	0	5	15	45	.517	26	7	30	1	.475	0	4	4-4	46	1	1	.979
10 Peyton Stovall	.267	36-35	135	26	36	6	0	3	16	51	.378	16	5	26	1	.365	0	1	1-1	267	21	2	.993
24 Braydon Webb	.254	36-32	114	31	29	2	0	9	24	58	.509	23	3	33	4	.393	0	2	7-7	63	0	1	.984
1 Robert Moore	.233	39-39	146	30	34	13	2	4	30	63	.432	27	10	25	3	.388	0	1	5-6	55	96	1	.993

5 Kendall Diggs	.290	13-8	31	7	9	1	0	1	8	13	.419	9	0	7	0	.439	1	0	1-1	20	1	0	1.000
15 Dylan Leach	.255	18-13	47	14	12	3	1	3	15	26	.553	4	1	13	0	.327	0	0	4-4	134	17	2	.987
8 Jace Bohrofen	.241	17-14	54	11	13	6	1	2	12	27	.500	5	3	15	0	.333	1	0	0-1	15	1	0	1.000
9 Drake Varnado	.235	14-3	17	5	4	1	0	0	4	5	.294	4	1	7	0	.391	1	0	1-2	1	1	0	1.000
44 Max Soliz Jr.	.222	5-1	9	2	2	1	0	0	1	3	.333	1	0	4	0	.300	0	0	0-0	2	0	0	1.000
Totals	.281	41	1382	304	389	83	10	60	282	672	.486	214	43	321	23	.390	18	10	38-43	1083	387	24	.984
Opponents	.216	41	1308	143	282	48	2	24	132	406	.310	156	42	428	27	.317	7	10	31-46	1027	324	57	.960

LOB - Team (336), Opp (298). DPs turned - Team (32), Opp (27). CI - Team (1), Turner 1. IBB - Team (8), Turner 3, Wallace 3, Moore 2. Picked off - Slavens 1, Gregory 1.

(All games Sorted by Earned run avg)

Player	era	w-l	app	gs	cg	sho	sv	ip	h	r	er	bb	so	2b	3b	hr	b/avg	wp	hp	bk	sfa	sha
13 Connor Noland	2.54	5-2	10	10	0	0/0	0	60.1	45	19	17	14	74	6	1	1	.205	2	6	1	0	2
33 Hagen Smith	3.83	6-2	10	10	0	0/1	0	51.2	42	23	22	26	53	6	1	7	.226	1	4	0	4	1
22 Jaxon Wiggins	5.55	5-1	10	10	0	0/0	0	48.2	44	30	30	28	57	8	0	7	.238	7	6	1	0	2

58 Evan Gray	0.00	0-0	3	0	0	0/0	0	1.2	0	0	0	1	3	0	0	0	.000	0	0	0	0	0
37 Jake Faherty	0.00	0-0	1	0	0	0/0	0	0.1	0	0	0	1	1	0	0	0	.000	0	1	0	0	0
32 Zack Morris	1.20	3-0	9	0	0	0/1	0	15.0	9	2	2	6	10	1	0	0	.184	1	2	0	1	1
41 Will McEntire	1.32	1-0	3	3	0	0/1	0	13.2	8	2	2	8	14	1	0	0	.174	1	0	0	0	1
34 Nick Griffin	1.35	0-0	6	0	0	0/1	0	6.2	3	1	1	10	11	0	0	0	.150	1	2	0	0	0
25 Brady Tygart	1.59	1-1	13	0	0	0/0	6	22.2	17	4	4	7	30	1	0	0	.218	0	4	0	1	2
59 Issac Bracken	1.59	0-0	5	0	0	0/1	0	5.2	3	1	1	3	7	1	0	0	.167	0	2	0	1	0
39 Evan Taylor	1.77	3-0	16	0	0	0/1	1	20.1	9	5	4	4	24	1	0	2	.132	1	3	0	0	0
48 Heston Tole	2.57	2-0	9	0	0	0/0	1	14.0	19	5	4	2	19	4	0	1	.333	3	0	0	0	1
20 Elijah Trest	2.61	0-1	9	0	0	0/1	0	10.1	5	4	3	7	11	2	0	0	.143	1	1	0	0	0
88 Zebulon Vermillion	2.65	2-0	15	0	0	0/1	2	17.0	15	5	5	8	20	3	0	0	.227	0	1	1	0	0
55 Gabriel Starks	2.79	0-0	9	0	0	0/1	0	9.2	7	5	3	7	16	1	0	0	.200	3	2	0	0	0
29 Austin Ledbetter	3.60	0-0	5	2	0	0/0	0	10.0	8	4	4	1	10	1	0	2	.229	1	2	0	0	0
38 Mark Adamiak	3.95	2-0	9	3	0	0/1	0	13.2	14	6	6	8	18	4	0	0	.264	0	0	1	0	0
28 Kole Ramage	4.01	2-2	17	2	0	0/1	3	33.2	23	18	15	12	39	5	0	3	.185	5	4	0	0	0
43 Miller Pleimann	7.20	0-0	5	1	0	0/0	0	5.0	9	5	4	0	10	3	0	0	.375	1	1	0	0	0
27 Nick Moten	36.00	0-0	2	0	0	0/0	0	1.0	2	4	4	3	1	0	0	1	.500	1	1	1	0	0
Totals	3.27	32-9	41	41	0	3/3	13	361.0	282	143	131	156	428	48	2	24	.216	29	42	5	7	10
Opponents	7.02	9-32	41	41	0	1/1	5	342.1	389	304	267	214	321	83	10	60	.281	34	43	5	18	10

PB - Team (10), Turner 5, Leach 5, Opp (6). Pickoffs - Team (5), Smith 1, Adamiak 1, Wiggins 1, Noland 1, Taylor 1, Opp (2). SBA/ATT - Turner (20-29), Leach (11-15), Noland (6-9), Wiggins (6-7), Tole (5-7), Ledbetter (3-5), Vermillion (3-3), Smith (2-3), Taylor (1-2), Griffin (0-2), Ramage (2-2), Trest (0-1), Tygart (0-1), Pleimann (1-1), Starks (1-1), Adamiak (0-1), McEntire (1-1).



SEC OVERALL STATS

Record: 12-6 Home: 8-1 Away: 4-5 SEC: 12-6

Player	avg	gp-gs	ab	r	h	2b	3b	hr	rbi	tb	slg%	bb	hp	so	gdp	ob%	sf	sh	sb-att	po	a	e	fld%
12 Michael Turner	.320	18-18	75	13	24	5	0	1	12	32	.427	7	0	15	3	.373	1	0	0-0	176	8	2	.989
7 Cayden Wallace	.308	18-18	78	14	24	6	0	2	13	36	.462	8	1	19	0	.379	0	0	2-2	7	38	5	.900
2 Jalen Battles	.299	18-18	67	12	20	1	0	3	12	30	.448	6	0	19	1	.347	2	0	0-0	12	44	1	.982
18 Chris Lanzilli	.268	18-18	71	14	19	2	0	3	5	30	.423	7	2	17	1	.350	0	1	2-3	43	1	1	.978
3 Zack Gregory	.244	17-17	41	10	10	2	0	4	10	24	.585	11	5	16	1	.456	0	4	2-2	22	0	0	1.000
24 Braydon Webb	.231	18-18	65	14	15	2	0	5	11	32	.492	10	2	19	3	.351	0	2	4-4	46	0	0	1.000
10 Peyton Stovall	.221	18-18	68	11	15	3	0	1	6	21	.309	8	3	14	0	.329	0	0	1-1	141	4	1	.993
17 Brady Slavens	.211	16-16	57	6	12	2	1	4	13	28	.491	8	0	19	3	.290	4	0	0-0	0	0	0	.000
1 Robert Moore	.190	18-18	63	10	12	2	1	2	15	22	.349	13	5	12	1	.370	0	1	2-3	25	43	1	.986

15 Dylan Leach	.333	3-0	3	0	1	1	0	0	2	2	.667	0	0	1	0	.333	0	0	0-0	0	0	0	.000
5 Kendall Diggs	.200	3-1	5	1	1	0	0	0	0	1	.200	2	0	1	0	.429	0	0	1-1	0	0	0	.000
8 Jace Bohrofen	.000	5-2	8	0	0	0	0	0	0	0	.000	1	0	4	0	.111	0	0	0-0	4	0	0	1.000
9 Drake Varnado	.000	3-0	3	0	0	0	0	0	0	0	.000	0	0	2	0	.000	0	0	0-0	0	0	0	.000
44 Max Soliz Jr.	.000	1-0	1	0	0	0	0	0	0	0	.000	1	0	1	0	.500	0	0	0-0	0	0	0	.000
Totals	.253	18	605	105	153	26	2	25	99	258	.426	82	18	159	13	.355	7	8	14-16	480	151	12	.981
Opponents	.229	18	599	70	137	20	1	14	66	201	.336	62	14	177	10	.313	6	3	8-11	471	164	22	.967

LOB - Team (144), Opp (135). DPs turned - Team (10), Opp (14). CI - Team (1), Turner 1. IBB - Team (6), Turner 3, Wallace 3.
Picked off - Slavens 1.

(SEC games only Sorted by Earned run avg)

Player	era	w-l	app	gs	cg	sho	sv	ip	h	r	er	bb	so	2b	3b	hr	b/avg	wp	hp	bks	sfa	sha
13 Connor Noland	1.93	3-1	6	6	0	0/0	0	37.1	24	10	8	8	43	2	0	1	.178	2	3	0	0	0
33 Hagen Smith	4.60	3-1	6	6	0	0/1	0	31.1	25	17	16	17	28	6	1	4	.217	0	2	0	4	0
22 Jaxon Wiggins	6.43	3-1	6	6	0	0/0	0	28.0	33	20	20	16	36	5	0	6	.289	2	3	0	0	0

32 Zack Morris	0.00	1-0	3	0	0	0/0	0	6.1	4	0	0	2	4	1	0	0	.200	0	0	0	1	1
55 Gabriel Starks	0.00	0-0	3	0	0	0/0	0	3.2	3	2	0	2	3	1	0	0	.200	1	0	0	0	0
58 Evan Gray	0.00	0-0	1	0	0	0/0	0	0.1	0	0	0	0	0	0	0	0	.000	0	0	0	0	0
25 Brady Tygart	1.06	0-1	9	0	0	0/0	5	17.0	10	2	2	5	23	1	0	0	.175	0	3	0	1	2
39 Evan Taylor	2.25	1-0	9	0	0	0/1	1	12.0	8	4	3	2	15	1	0	2	.190	0	2	0	0	0
88 Zebulon Vermillion	3.60	1-0	9	0	0	0/1	2	10.0	13	4	4	3	9	1	0	0	.310	0	0	1	0	0
48 Heston Tole	4.50	0-0	1	0	0	0/0	0	2.0	4	1	1	0	2	1	0	1	.444	0	0	0	0	0
28 Kole Ramage	5.59	0-1	6	0	0	0/0	0	9.2	10	7	6	5	14	1	0	0	.256	3	1	0	0	0
20 Elijah Trest	7.71	0-1	3	0	0	0/0	0	2.1	3	3	2	2	0	0	0	0	.300	1	0	0	0	0
Totals	3.49	12-6	18	18	0	1/1	8	160.0	137	70	62	62	177	20	1	14	.229	9	14	1	6	3
Opponents	5.16	6-12	18	18	0	0/0	3	157.0	153	105	90	82	159	26	2	25	.253	12	18	1	7	8

PB - Team (3), Turner 3, Opp (2). Pickoffs - Team (1), Taylor 1, Opp (1). SBA/ATT - Turner (8-11), Noland (2-4), Vermillion (2-2), Wiggins (2-2), Starks (1-1), Smith (1-1), Taylor (0-1).

Score by innings	1	2	3	4	5	6	7	8	9	EX	Total
Arkansas	17	38	45	37	43	36	32	47	8	1	304
Opponents	24	18	15	14	14	19	19	9	9	2	143

Record when ...

Overall	32-9	After 6 leading	25-1
Conference	12-6 trailing	4-6
Non-Conference	20-3 tied	3-2
Home games	25-3	After 7 leading	25-0
Away games	4-5 trailing	3-8
Neutral site	3-1 tied	2-1
Day games	18-7	After 8 leading	26-0
Night games	14-2 trailing	0-8
vs Left starter	7-2 tied	1-1
vs Right starter	25-7		
1-Run games	3-3	Hit 0 home runs	9-5
2-Run games	8-3	... 1 home run	8-1
5+Run games	16-2	... 2+ home runs	15-3
Extra innings	1-1		
Shutouts	3-1	Opponent 0 home runs	19-4
	 1 home run	12-1
Scoring 0-2 runs	1-4 2+ HRs	1-4
..... 3-5 runs	9-3		
..... 6-9 runs	9-1	Made 0 errors	19-3
..... 10+ runs	13-1 1 error	11-4
	 2+ errors	2-2
Opponent 0-2 runs	18-1		
..... 3-5 runs	11-3	Opp. made 0 errors	4-4
..... 6-9 runs	3-4 1 error	17-3
..... 10+ runs	0-1 2+ errors	11-2
Scored in 1st inning	12-0	Out-hit opponent	27-2
Opp. scored in 1st	7-5	Out-hit by opponent	4-7
Scores first	23-1	Hits are tied	1-0
Opp. scores first	9-8		

Record when team scores:

Runs	0	1	2	3	4	5	6	7	8	9	10+
W-L	0-1	0-1	1-2	2-2	3-0	4-1	5-0	1-1	2-0	1-0	13-1

Record when opponent scores:

Runs	0	1	2	3	4	5	6	7	8	9	10+
W-L	3-0	10-0	5-1	4-1	5-0	2-2	0-0	0-3	2-0	1-1	0-1

Record when leading after:

Inn.	1	2	3	4	5	6	7	8
W-L	11-0	17-1	22-2	24-2	27-2	25-1	25-0	26-0

Record when trailing after:

Inn.	1	2	3	4	5	6	7	8
W-L	6-5	6-5	6-6	5-5	3-5	4-6	3-8	0-8

Record when tied after:

Inn.	1	2	3	4	5	6	7	8
W-L	15-4	9-3	4-1	3-2	2-2	3-2	2-1	1-1

Current winning streak: 1
Longest winning streak: 12
Longest losing streak: 2

Home attendance : 284599 (28 dates avg = 10164)
Away attendance : 56926 (13 dates avg = 4378)
Total attendance: 341525 (41 dates avg = 8329)



Starting Lineup By Position (Team W-L record when starter)

PITCHER:

13 Connor Noland	10	(7-3)
22 Jaxon Wiggins	10	(7-3)
33 Hagen Smith	10	(7-3)
41 Will McEntire	3	(3-0)
38 Mark Adamiak	3	(3-0)
28 Kole Ramage	2	(2-0)
29 Austin Ledbetter	2	(2-0)
43 Miller Pleimann	1	(1-0)

CATCHER:

12 Michael Turner	28	(19-9)
15 Dylan Leach	13	(13-0)

FIRST BASE:

10 Peyton Stovall	32	(23-9)
12 Michael Turner	5	(5-0)
5 Kendall Diggs	2	(2-0)
17 Brady Slavens	2	(2-0)

SECOND BASE:

1 Robert Moore	38	(29-9)
10 Peyton Stovall	3	(3-0)

THIRD BASE:

7 Cayden Wallace	41	(32-9)
------------------	----	--------

SHORTSTOP:

2 Jalen Battles	40	(31-9)
1 Robert Moore	1	(1-0)

LEFT FIELD:

3 Zack Gregory	22	(16-6)
8 Jace Bohrofen	13	(10-3)
18 Chris Lanzilli	5	(5-0)
9 Drake Varnado	1	(1-0)

CENTER FIELD:

24 Braydon Webb	32	(25-7)
3 Zack Gregory	9	(7-2)

RIGHT FIELD:

18 Chris Lanzilli	25	(19-6)
17 Brady Slavens	13	(10-3)
9 Drake Varnado	2	(2-0)
3 Zack Gregory	1	(1-0)

DESIGNATED HITTER:

17 Brady Slavens	21	(15-6)
18 Chris Lanzilli	8	(5-3)
5 Kendall Diggs	6	(6-0)
12 Michael Turner	4	(4-0)
44 Max Soliz Jr.	1	(1-0)
8 Jace Bohrofen	1	(1-0)

Starting Lineup By Lineup Spot (Team W-L record when starter)

LEADOFF:

7 Cayden Wallace	28	(23-5)
10 Peyton Stovall	7	(4-3)
3 Zack Gregory	3	(3-0)
24 Braydon Webb	2	(1-1)
1 Robert Moore	1	(1-0)

2ND SPOT:

7 Cayden Wallace	11	(8-3)
10 Peyton Stovall	11	(9-2)
17 Brady Slavens	10	(8-2)
1 Robert Moore	4	(4-0)
24 Braydon Webb	4	(3-1)
8 Jace Bohrofen	1	(0-1)

3RD SPOT:

12 Michael Turner	19	(18-1)
1 Robert Moore	11	(6-5)
18 Chris Lanzilli	7	(6-1)
8 Jace Bohrofen	2	(1-1)
7 Cayden Wallace	2	(1-1)

CLEANUP:

18 Chris Lanzilli	18	(13-5)
12 Michael Turner	9	(6-3)
1 Robert Moore	9	(8-1)
17 Brady Slavens	3	(3-0)
8 Jace Bohrofen	1	(1-0)
24 Braydon Webb	1	(1-0)

5TH SPOT:

1 Robert Moore	12	(10-2)
18 Chris Lanzilli	7	(6-1)
17 Brady Slavens	6	(5-1)
12 Michael Turner	5	(1-4)
8 Jace Bohrofen	4	(4-0)
24 Braydon Webb	4	(4-0)
2 Jalen Battles	3	(2-1)

6TH SPOT:

17 Brady Slavens	10	(8-2)
24 Braydon Webb	8	(5-3)
2 Jalen Battles	8	(7-1)
18 Chris Lanzilli	4	(3-1)
8 Jace Bohrofen	4	(4-0)
5 Kendall Diggs	3	(3-0)
1 Robert Moore	2	(1-1)
3 Zack Gregory	1	(1-0)
12 Michael Turner	1	(0-1)

7TH SPOT:

2 Jalen Battles	16	(13-3)
17 Brady Slavens	7	(3-4)
10 Peyton Stovall	5	(4-1)
24 Braydon Webb	5	(4-1)
5 Kendall Diggs	3	(3-0)
3 Zack Gregory	2	(2-0)
12 Michael Turner	1	(1-0)
18 Chris Lanzilli	1	(1-0)
8 Jace Bohrofen	1	(1-0)

8TH SPOT:

2 Jalen Battles	12	(8-4)
10 Peyton Stovall	9	(8-1)
24 Braydon Webb	8	(7-1)
12 Michael Turner	2	(2-0)
3 Zack Gregory	2	(1-1)
5 Kendall Diggs	2	(2-0)
9 Drake Varnado	2	(2-0)
8 Jace Bohrofen	1	(0-1)
18 Chris Lanzilli	1	(0-1)

Multiple Hit Games	2	3	4	5+	Total
2 Jalen Battles	13	1	-	-	14
7 Cayden Wallace	8	4	1	-	13
12 Michael Turner	7	4	1	-	12
10 Peyton Stovall	8	3	-	-	11
18 Chris Lanzilli	10	1	-	-	11
17 Brady Slavens	6	2	2	-	10
24 Braydon Webb	7	2	-	-	9
1 Robert Moore	7	2	-	-	9
8 Jace Bohrofen	3	1	-	-	4
3 Zack Gregory	3	-	-	-	3
15 Dylan Leach	2	-	-	1	3
5 Kendall Diggs	1	1	-	-	2
9 Drake Varnado	1	-	-	-	1
TEAM	76	21	4	1	102

Multiple RBI Games	2	3	4	5+	Total
17 Brady Slavens	3	6	1	1	11
12 Michael Turner	4	5	-	-	9
1 Robert Moore	6	3	-	-	9
7 Cayden Wallace	4	2	2	1	9
24 Braydon Webb	5	-	2	-	7
2 Jalen Battles	4	2	-	-	6
10 Peyton Stovall	5	-	-	-	5
18 Chris Lanzilli	1	3	-	-	4
15 Dylan Leach	2	1	-	1	4
8 Jace Bohrofen	1	1	-	1	3
5 Kendall Diggs	2	-	1	-	3
3 Zack Gregory	1	-	1	-	2
9 Drake Varnado	1	-	-	-	1
TEAM	39	23	7	4	73

Hitting Streaks	Longest	Current
7 Cayden Wallace	12	2
18 Chris Lanzilli	12	7
10 Peyton Stovall	11	-
2 Jalen Battles	10	-
12 Michael Turner	7	-
24 Braydon Webb	6	2
3 Zack Gregory	5	-
17 Brady Slavens	5	3
8 Jace Bohrofen	4	4
1 Robert Moore	3	1
44 Max Soliz Jr.	2	-
15 Dylan Leach	2	2
5 Kendall Diggs	2	1
9 Drake Varnado	2	-

Reached Base Streaks	Longest	Current
1 Robert Moore	30	30
18 Chris Lanzilli	27	10
3 Zack Gregory	22	2
24 Braydon Webb	18	2
10 Peyton Stovall	17	-
12 Michael Turner	17	17
2 Jalen Battles	16	-
7 Cayden Wallace	16	2
17 Brady Slavens	6	3
15 Dylan Leach	5	2
8 Jace Bohrofen	5	5
5 Kendall Diggs	4	1
44 Max Soliz Jr.	3	-
9 Drake Varnado	2	-



STARTERS SUMMARY

Player	GS	Position											Batting Order								
		p	c	1b	2b	3b	ss	lf	cf	rf	of	dh	1st	2nd	3rd	4th	5th	6th	7th	8th	9th
7 Cayden Wallace	41	41	28	11	2
2 Jalen Battles	40	40	3	8	16	12	1
1 Robert Moore	39	.	.	.	38	.	1	1	4	11	9	12	2	.	.	.
18 Chris Lanzilli	38	5	.	25	.	8	.	.	7	18	7	4	1	1	.
12 Michael Turner	37	.	28	5	4	.	.	19	9	5	1	1	2	.
17 Brady Slavens	36	.	.	2	13	.	21	.	10	.	3	6	10	7	.	.
10 Peyton Stovall	35	.	.	32	3	7	11	5	9	3
24 Braydon Webb	32	32	.	.	.	2	4	.	1	4	8	5	8	.
3 Zack Gregory	32	22	9	1	.	.	3	1	2	2	24
8 Jace Bohrofen	14	13	.	.	.	1	.	1	2	1	4	4	1	1	.
15 Dylan Leach	13	.	13	1	12
22 Jaxon Wiggins	10	10
33 Hagen Smith	10	10
13 Connor Noland	10	10
5 Kendall Diggs	8	.	.	2	6	3	3	2	.
41 Will McEntire	3	3
9 Drake Varnado	3	1	.	2	2	1
38 Mark Adamiak	3	3
29 Austin Ledbett	2	2
28 Kole Ramage	2	2
43 Miller Pleimann	1	1
44 Max Soliz Jr.	1	1	1	.

#38 Mark Adamiak - 3 games (All games)

Date	Opponent	Pos	AB	R	H	RBI	2B	3B	HR	BB	SB	CS	HBP	SAC	SF	GDP	K	PO	A	E	Avg
Mar 02	OMAHA	*p	0	0	0	0	0	0	0	0	0	0	0	0	0	0	0	0	1	0	.000
Mar 15	GRAMBLING	*p	0	0	0	0	0	0	0	0	0	0	0	0	0	0	0	1	0	0	.000
Apr 12	UAPB-2	p	0	0	0	0	0	0	0	0	0	0	0	0	0	0	0	0	1	0	.000
Totals		2gs	0	0	0	0	0	0	0	0	0	0	0	0	0	0	0	1	2	0	.000

On base pct. .000 • Slugging pct. .000

#38 Mark Adamiak - 9 appearances (All games)

Date	Opponent	GS	IP	H	R	ER	BB	SO	2B	3B	HR	WP	BK	HBP	IBB	Score	W-L	Sv	ERA	NP
Feb 19	ILLINOIS STATE		1.1	3	0	0	1	2	2	0	0	0	0	0	0	5-1	0-0	0	0.00	32
Mar 02	OMAHA	*	2.2	4	1	1	0	0	0	0	0	0	0	0	0	15-3	0-0	0	2.25	53
Mar 13	UIC		0.2	0	0	0	1	0	0	0	0	0	0	0	0	10-8	1-0	0	1.93	12
Mar 15	GRAMBLING	*	4.0	2	1	1	1	6	1	0	0	0	0	0	0	14-1	2-0	0	2.08	63
Mar 29	LITTLE ROCK	*	0.2	3	4	4	2	1	1	0	0	0	0	0	0	16-8	2-0	0	5.79	35
Apr 05	CENTRAL ARKAN		1.0	0	0	0	0	3	0	0	0	0	0	0	0	21-9	2-0	0	5.23	13
Apr 12	UAPB-2		1.0	1	0	0	0	2	0	0	0	0	0	0	0	6-0	2-0	0	4.76	15
Apr 19	ARKANSAS STAT		2.1	1	0	0	2	4	0	0	0	0	1	0	0	10-1	2-0	0	3.95	50
Apr 26	vs Central Arkansa		0.0	0	0	0	1	0	0	0	0	0	0	0	0	2-1	2-0	0	3.95	5
Totals		3	13.2	14	6	6	8	18	4	0	0	0	1	0	0	99-32	2-0	0	3.95	-

#2 Jalen Battles - 40 games (All games)

Date	Opponent	Pos	AB	R	H	RBI	2B	3B	HR	BB	SB	CS	HBP	SAC	SF	GDP	K	PO	A	E	Avg
Feb 18	ILLINOIS STATE	*ss	4	1	1	1	0	0	1	0	0	0	0	0	0	0	2	2	2	0	.250
Feb 19	ILLINOIS STATE	*ss	3	1	1	0	0	0	0	1	0	0	0	0	0	0	0	3	4	0	.286
Feb 20	ILLINOIS STATE	*ss	4	0	2	1	1	0	0	0	0	0	0	0	0	0	1	1	6	0	.364
Feb 25	vs Indiana	*ss	3	1	0	0	0	0	0	1	0	0	0	0	0	0	1	1	2	0	.286
Feb 27	vs Stanford	*ss	4	0	0	0	0	0	0	0	0	0	0	0	0	0	2	5	4	0	.222
Feb 27	vs Louisiana	*ss	4	1	1	3	0	0	1	0	0	0	0	0	0	0	1	2	5	1	.227
Mar 02	OMAHA	*ss	4	2	2	0	0	0	0	1	0	0	0	0	0	0	1	0	1	0	.269
Mar 04	SOUTHEASTERN	*ss	4	1	1	0	0	0	0	0	0	0	0	0	0	0	1	2	3	0	.267
Mar 05	SOUTHEASTERN-	*ss	3	0	0	0	0	0	0	1	0	0	0	0	0	0	2	2	1	0	.242
Mar 05	SOUTHEASTERN-	*ss	4	1	1	0	1	0	0	0	0	0	0	0	0	0	0	1	7	0	.243
Mar 10	UIC-1	*ss	4	2	2	2	0	0	1	0	0	0	0	0	0	0	0	0	5	0	.268
Mar 10	UIC-2	*ss	3	1	0	0	0	0	0	1	0	0	0	0	0	0	0	7	3	0	.250
Mar 12	UIC	*ss	5	0	1	0	1	0	0	0	0	0	0	0	0	1	0	1	1	0	.245
Mar 13	UIC	*ss	4	0	2	0	0	0	0	0	0	0	0	0	0	0	0	0	1	0	.264
Mar 15	GRAMBLING	*ss	3	2	0	0	0	0	0	2	0	0	0	0	0	0	0	1	0	0	.250
Mar 18	KENTUCKY	*ss	3	0	0	1	0	0	0	0	0	0	0	0	1	0	1	2	4	0	.237
Mar 19	KENTUCKY	*ss	4	0	1	1	0	0	0	0	0	0	0	0	0	0	1	1	5	0	.238
Mar 20	KENTUCKY	*ss	4	1	2	1	0	0	0	0	0	0	0	0	0	0	0	0	1	0	.254
Mar 25	at Mizzou	*ss	5	1	2	0	0	0	0	0	0	0	0	0	0	0	3	1	2	0	.264
Mar 26	at Mizzou	*ss	4	1	1	0	0	0	0	0	0	0	0	0	0	0	1	0	2	1	.263
Mar 27	at Mizzou	*ss	4	0	1	1	0	0	0	0	0	0	0	0	0	0	1	2	1	0	.262
Mar 29	LITTLE ROCK	*ss	4	2	2	2	0	0	0	1	0	0	0	0	0	0	0	1	4	0	.274
Apr 01	MISSISSIPPI STA	*ss	4	2	2	3	0	0	2	1	0	0	0	0	0	1	1	1	5	0	.284
Apr 02	MISSISSIPPI STA	*ss	3	2	1	1	0	0	0	1	0	0	0	0	0	0	0	0	3	0	.286
Apr 03	MISSISSIPPI STA	*ss	4	0	1	0	0	0	0	1	0	0	0	0	0	0	1	1	2	0	.284
Apr 05	CENTRAL ARKAN	*ss	6	1	1	1	0	0	1	0	0	0	0	0	0	0	2	4	0	0	.277
Apr 07	at Florida	*ss	2	0	0	1	0	0	0	2	0	0	0	0	1	0	1	0	5	0	.272
Apr 08	at Florida	*ss	4	1	1	0	0	0	0	0	0	0	0	0	0	0	0	0	5	0	.271
Apr 09	at Florida	*ss	4	2	2	1	1	0	0	0	0	0	0	0	0	0	1	1	1	0	.279
Apr 12	UAPB-1	*ss	3	2	2	1	1	0	0	0	1	0	1	0	0	0	0	2	5	0	.289
Apr 12	UAPB-2	*ss	3	0	3	2	1	1	0	0	0	0	0	0	0	0	0	0	2	0	.308
Apr 14	LSU	*ss	4	0	1	0	0	0	0	0	0	0	0	0	0	0	2	0	2	0	.306
Apr 15	LSU	*ss	3	0	0	0	0	0	0	0	0	0	0	0	0	0	0	0	1	0	.298
Apr 16	LSU	*ss	4	1	1	0	0	0	0	0	0	0	0	0	0	0	2	1	1	0	.297
Apr 19	ARKANSAS STAT	*ss	4	1	1	1	1	0	0	1	0	0	0	0	0	0	1	0	2	1	.295
Apr 20	ARKANSAS STAT	*ss	5	2	2	0	2	0	0	0	0	0	0	0	0	0	0	2	4	0	.299
Apr 22	at Texas A&M	*ss	4	0	0	0	0	0	0	0	0	0	0	0	0	0	3	1	2	0	.291
Apr 23	at Texas A&M	*ss	4	0	2	0	0	0	0	0	0	0	0	0	0	0	1	0	2	0	.297
Apr 24	at Texas A&M	*ss	3	1	2	2	0	0	1	1	0	0	0	0	0	0	0	1	0	0	.304
Apr 26	vs Central Arkansa	*ss	4	0	0	0	0	0	0	0	0	0	0	0	0	0	1	2	2	0	.296
Totals		40qs	152	33	45	26	9	1	7	15	1	0	1	0	2	2	34	51	108	3	.296

On base pct. .359 • Slugging pct. .507



III INDIVIDUAL GAME-BY-GAME

#8 Jace Bohrofen - 17 games (All games)

Date	Opponent	Pos	AB	R	H	RBI	2B	3B	HR	BB	SB	CS	HBP	SAC	SF	GDP	K	PO	A	E	Avg
Feb 18	ILLINOIS STATE	*of	3	0	0	0	0	0	0	0	0	0	1	0	0	0	1	0	0	0	.000
Feb 19	ILLINOIS STATE	*of	4	0	0	0	0	0	0	0	0	0	0	0	0	0	1	1	0	0	.000
Feb 25	vs Indiana	*of	5	0	0	0	0	0	0	0	0	0	0	0	0	0	2	0	0	0	.000
Feb 27	vs Louisiana	*of	4	1	0	0	0	0	0	1	0	0	0	0	0	0	2	1	0	0	.000
Mar 04	SOUTHEASTERN	*of	3	1	2	0	2	0	0	1	0	0	0	0	0	0	0	0	0	0	.105
Mar 05	SOUTHEASTERN-	*of	4	0	1	0	0	0	0	0	0	0	0	0	0	0	1	5	0	0	.130
Mar 05	SOUTHEASTERN-	*of	5	1	3	5	0	1	0	0	0	1	0	0	0	0	1	0	0	0	.214
Apr 01	MISSISSIPPI STA	*dh	3	0	0	0	0	0	0	0	0	0	0	0	0	0	3	0	0	0	.194
Apr 05	CENTRAL ARKAN	*of	6	2	2	3	0	0	2	0	0	0	0	0	0	0	1	1	1	0	.216
Apr 08	at Florida	*of	5	0	0	0	0	0	0	0	0	0	0	0	0	0	1	1	0	0	.190
Apr 12	UAPB-2	*of	2	1	1	1	1	0	0	0	0	0	1	0	0	0	0	0	0	0	.205
Apr 14	LSU	of	0	0	0	0	0	0	0	0	0	0	0	0	0	0	0	1	0	0	.205
Apr 19	ARKANSAS STAT	*of	3	2	1	1	0	0	0	1	0	0	0	0	1	0	1	2	0	0	.213
Apr 20	ARKANSAS STAT	*of	4	3	2	2	2	0	0	0	0	0	1	0	0	0	1	0	0	0	.235
Apr 23	at Texas A&M	of	0	0	0	0	0	0	0	1	0	0	0	0	0	0	0	2	0	0	.235
Apr 24	at Texas A&M	pr/of	0	0	0	0	0	0	0	0	0	0	0	0	0	0	0	0	0	0	.235
Apr 26	vs Central Arkansa	*of	3	0	1	0	1	0	0	1	0	0	0	0	0	0	0	1	0	0	.241
Totals		14gs	54	11	13	12	6	1	2	5	0	1	3	0	1	0	15	15	1	0	.241

On base pct. .333 • Slugging pct. .500

#59 Issac Bracken - 5 appearances (All games)

Date	Opponent	GS	IP	H	R	ER	BB	SO	2B	3B	HR	WP	BK	HBP	IBB	Score	W-L	Sv	ERA	NP
Feb 27	vs Stanford		1.2	0	0	0	1	1	0	0	0	0	0	1	0	0-5	0-0	0	0.00	28
Mar 04	SOUTHEASTERN		0.1	0	1	1	1	1	0	0	0	0	0	1	0	3-7	0-0	0	4.50	16
Apr 05	CENTRAL ARKAN		1.0	2	0	0	0	2	0	0	0	0	0	0	0	21-9	0-0	0	3.00	20
Apr 12	UAPB-1		2.0	1	0	0	0	1	1	0	0	0	0	0	0	15-0	0-0	0	1.80	18
Apr 20	ARKANSAS STAT		0.2	0	0	0	1	2	0	0	0	0	0	0	0	10-3	0-0	0	1.59	14
Totals		0	5.2	3	1	1	3	7	1	0	0	0	0	2	0	49-24	0-0	0	1.59	-

#5 Kendall Diggs - 13 games (All games)

Date	Opponent	Pos	AB	R	H	RBI	2B	3B	HR	BB	SB	CS	HBP	SAC	SF	GDP	K	PO	A	E	Avg
Feb 27	vs Louisiana	*dh	4	0	1	0	0	0	0	0	0	0	0	0	0	0	2	0	0	0	.250
Mar 02	OMAHA	1b	0	0	0	0	0	0	0	1	0	0	0	0	0	0	0	2	0	0	.250
Mar 05	SOUTHEASTERN-	*dh	3	0	1	2	0	0	0	1	0	0	0	0	0	0	1	0	0	0	.286
Mar 10	UIC-2	*dh	2	0	0	0	0	0	0	2	0	0	0	0	0	0	0	0	0	0	.222
Mar 13	UIC	ph	1	0	0	0	0	0	0	0	0	0	0	0	0	0	0	0	0	0	.200
Mar 15	GRAMBLING	*1b	3	2	0	0	0	0	0	2	0	0	0	0	0	0	0	8	1	0	.154
Mar 16	GRAMBLING	1b	1	0	0	0	0	0	0	0	0	0	0	0	0	0	1	1	0	0	.143
Mar 27	at Mizzou	*dh	3	1	1	0	0	0	0	2	1	0	0	0	0	0	1	0	0	0	.176
Mar 29	LITTLE ROCK	*dh	4	1	1	4	0	0	1	1	0	0	0	0	0	0	1	0	0	0	.190
Apr 03	MISSISSIPPI STA	ph/d	1	0	0	0	0	0	0	0	0	0	0	0	0	0	0	0	0	0	.182
Apr 05	CENTRAL ARKAN	*dh	5	2	2	0	1	0	0	0	0	0	0	0	0	0	1	0	0	0	.222
Apr 09	at Florida	ph	1	0	0	0	0	0	0	0	0	0	0	0	0	0	0	0	0	0	.214
Apr 20	ARKANSAS STAT	*1b	3	1	3	2	0	0	0	0	0	0	0	0	1	0	0	9	0	0	.290
Totals		8gs	31	7	9	8	1	0	1	9	1	0	0	0	1	0	7	20	1	0	.290

On base pct. .439 • Slugging pct. .419

#37 Jake Faherty - 1 appearance (All games)

Date	Opponent	GS	IP	H	R	ER	BB	SO	2B	3B	HR	WP	BK	HBP	IBB	Score	W-L	Sv	ERA	NP
Mar 10	UIC-1		0.1	0	0	0	1	1	0	0	0	0	0	1	0	12-4	0-0	0	0.00	17
Totals		0	0.1	0	0	0	1	1	0	0	0	0	0	1	0	12-4	0-0	0	0.00	-

#58 Evan Gray - 3 appearances (All games)

Date	Opponent	GS	IP	H	R	ER	BB	SO	2B	3B	HR	WP	BK	HBP	IBB	Score	W-L	Sv	ERA	NP
Mar 04	SOUTHEASTERN		0.1	0	0	0	0	0	0	0	0	0	0	0	0	3-7	0-0	0	0.00	5
Mar 12	UIC		1.0	0	0	0	1	3	0	0	0	0	0	0	0	10-1	0-0	0	0.00	19
Apr 03	MISSISSIPPI STA		0.1	0	0	0	0	0	0	0	0	0	0	0	0	3-5	0-0	0	0.00	5
Totals		0	1.2	0	0	0	1	3	0	0	0	0	0	0	0	16-13	0-0	0	0.00	-

#3 Zack Gregory - 33 games (All games)

Date	Opponent	Pos	AB	R	H	RBI	2B	3B	HR	BB	SB	CS	HBP	SAC	SF	GDP	K	PO	A	E	Avg
Feb 18	ILLINOIS STATE	*of	3	1	1	1	0	0	1	0	0	0	0	0	0	0	0	1	1	0	.333
Feb 20	ILLINOIS STATE	*of	3	1	1	1	0	0	0	1	0	0	0	0	0	0	1	1	0	0	.333
Feb 25	vs Indiana	*of	3	1	0	0	0	0	0	0	0	0	1	0	0	0	1	1	0	0	.222
Feb 27	vs Stanford	*of	2	0	1	0	0	0	0	1	0	0	0	0	0	0	1	3	0	0	.273
Feb 27	vs Louisiana	*of/of	4	2	1	0	1	0	0	1	1	0	0	0	0	0	1	3	0	0	.267
Mar 02	OMAHA	*of	4	3	2	0	1	0	0	1	0	0	0	0	0	0	0	2	0	0	.316
Mar 04	SOUTHEASTERN	*of	3	1	1	0	1	0	0	1	0	0	0	0	0	0	1	3	0	0	.318
Mar 05	SOUTHEASTERN-	*of/of	3	1	0	0	0	0	0	1	0	0	0	0	0	0	1	1	0	0	.280
Mar 05	SOUTHEASTERN-	*of/of	3	1	0	0	0	0	0	1	0	0	1	0	0	0	1	1	0	0	.250
Mar 10	UIC-1	*of	3	2	1	0	0	0	0	1	0	0	0	0	0	0	1	0	0	0	.258
Mar 10	UIC-2	*of/of	2	2	1	1	1	0	0	2	0	0	0	0	0	0	0	0	0	0	.273
Mar 12	UIC	*of	4	1	1	0	0	0	0	0	0	0	0	0	0	0	2	2	0	0	.270
Mar 13	UIC	*of/of	3	3	2	0	0	0	0	1	0	0	0	0	0	0	1	4	0	1	.300
Mar 18	KENTUCKY	*of	3	0	1	2	1	0	0	1	1	0	0	0	0	0	2	0	0	0	.302
Mar 19	KENTUCKY	*of	3	1	0	0	0	0	0	1	0	0	0	0	0	0	2	0	0	0	.283
Mar 20	KENTUCKY	*of	2	0	1	0	0	0	0	0	1	0	1	0	0	0	1	5	0	0	.292
Mar 25	at Mizzou	*of	2	1	0	0	0	0	0	0	0	0	2	0	0	0	2	0	0	0	.280
Mar 26	at Mizzou	*of	4	0	1	0	0	0	0	0	0	0	0	0	0	0	2	1	0	0	.278
Mar 27	at Mizzou	*of	3	0	1	1	0	0	0	1	0	0	0	0	0	0	1	2	0	0	.281
Apr 01	MISSISSIPPI STA	*of	3	0	1	0	0	0	0	1	0	0	0	0	0	0	0	1	0	0	.283
Apr 02	MISSISSIPPI STA	*of	2	3	1	1	0	0	1	1	0	0	1	0	0	0	0	2	0	0	.290
Apr 03	MISSISSIPPI STA	*of	3	1	1	1	0	0	1	0	0	0	0	2	0	0	0	2	0	0	.292
Apr 07	at Florida	*of	4	0	0	0	0	0	0	0	0	0	0	1	0	0	2	0	0	0	.275
Apr 09	at Florida	*of	2	1	2	4	1	0	1	1	0	0	1	0	0	0	0	1	0	0	.296
Apr 12	UAPB-1	*of	4	2	1	1	0	0	0	1	0	0	0	0	0	0	2	0	0	0	.293
Apr 14	LSU	*of	1	1	0	0	0	0	0	1	0	0	0	0	0	0	1	0	0	0	.289
Apr 15	LSU	*of	3	1	1	1	0	0	1	0	0	0	0	0	0	0	0	4	0	0	.291
Apr 16	LSU	*of	0	1	0	0	0	0	0	2	0	0	0	1	0	0	0	2	0	0	.291
Apr 19	ARKANSAS STAT	*of	1	0	0	1	0	0	0	3	0	0	0	0	0	0	1	2	0	0	.287
Apr 20	ARKANSAS STAT	ph	1	0	1	0	0	0	0	0	1	0	0	0	0	0	0	0	0	0	.296
Apr 22	at Texas A&M	*of	3	0	0	0	0	0	0	0	0	0	0	0	0	0	2	2	0	0	.286
Apr 23	at Texas A&M	*of	1	0	0	0	0	0	0	1	0	0	0	0	0	0	1	0	0	0	.282
Apr 24	at Texas A&M	*of	2	0	0	0	0	0	0	1	0	0	0	0	0	1	0	0	0	0	.276
Totals		32gs	87	31	24	15	6	0	5	26	4	0	7	4	0	1	30	46	1	1	.276

On base pct. .475 • Slugging pct. .517

#34 Nick Griffin - 2 games (All games)

Date	Opponent	Pos	AB	R	H	RBI	2B	3B	HR	BB	SB	CS	HBP	SAC	SF	GDP	K	PO	A	E	Avg
Mar 10	UIC-2	p	0	0	0	0	0	0	0	0	0	0	0	0	0	0	0	0	2	0	.000
Mar 16	GRAMBLING	p	0	0	0	0	0	0	0	0	0	0	0	0	0	0	0	0	1	0	.000
Totals			0gs	0	0	0	0	0	0	0	0	0	0	0	0	0	0	0	3	0	.000

On base pct. .000 • Slugging pct. .000

#34 Nick Griffin - 6 appearances (All games)

Date	Opponent	GS	IP	H	R	ER	BB	SO	2B	3B	HR	WP	BK	HBP	IBB	Score	W-L	Sv	ERA	NP
Feb 27	vs Louisiana		1.0	0	1	1	3	2	0	0	0	1	0	1	0	6-4	0-0	0	9.00	26
Mar 10	UIC-2		0.2	0	0	0	2	0	0	0	0	0	0	1	0	5-4	0-0	0	5.40	20
Mar 16	GRAMBLING		1.0	1	0	0	2	1	0	0	0	0	0	0	0	13-3	0-0	0	3.38	21
Apr 05	CENTRAL ARKAN		1.0	1	0	0	0	1	0	0	0	0	0	0	0	21-9	0-0	0	2.45	21
Apr 12	UAPB-2		1.0	0	0	0	0	3	0	0	0	0	0	0	0	6-0	0-0	0	1.93	11
Apr 19	ARKANSAS STAT		2.0	1	0	0	3	4	0	0	0	0	0	0	0	10-1	0-0	0	1.35	43
Totals		0	6.2	3	1	1	10	11	0	0	0	1	0	2	0	61-21	0-0	0	1.35	-

#18 Chris Lanzilli - 38 games (All games)

[illegible]

On base pct. .425 • Slugging pct. .464

#15 Dylan Leach - 18 games (All games)

Date	Opponent	Pos	AB	R	H	RBI	2B	3B	HR	BB	SB	CS	HBP	SAC	SF	GDP	K	PO	A	E	Avg
Feb 20	ILLINOIS STATE	*c	3	0	0	0	2	0	0	0	0	0	0	0	0	0	2	9	0	1	.000
Feb 27	vs Louisiana	*c	3	1	0	0	0	0	0	1	0	0	0	0	0	0	1	8	0	0	.000
Mar 02	OMAHA	*c	1	0	0	0	0	0	0	0	0	0	0	0	0	0	0	5	2	0	.000
Mar 05	SOUTHEASTERN-	*c	2	0	0	0	0	0	0	0	0	0	0	0	0	0	0	7	2	0	.000
Mar 10	UIC-2	*c	1	0	0	0	0	0	0	0	0	0	0	0	0	0	1	4	1	0	.000
Mar 12	UIC	*c	0	0	0	0	0	0	0	0	0	0	0	0	0	0	0	3	0	0	.000
Mar 15	GRAMBLING	*c	2	1	0	1	0	0	0	1	1	0	1	0	0	0	1	12	2	0	.000
Mar 16	GRAMBLING	*c	5	1	1	1	1	0	0	0	1	0	0	0	0	0	1	9	2	0	.059
Mar 29	LITTLE ROCK	*c	5	0	0	0	0	0	0	0	0	0	0	0	0	0	3	14	2	0	.045
Apr 05	CENTRAL ARKAN	*c	5	4	5	5	1	1	2	0	0	0	0	0	0	0	0	11	1	1	.222
Apr 12	UAPB-1	*c	4	2	2	2	0	0	0	0	1	0	0	0	0	0	1	9	0	0	.258
Apr 12	UAPB-2	*c	2	2	0	0	0	0	0	1	1	0	0	0	0	0	0	15	1	0	.242
Apr 19	ARKANSAS STAT	*c	3	1	0	0	0	0	0	1	0	0	0	0	0	0	2	10	2	0	.222
Apr 20	ARKANSAS STAT	*c	4	2	2	3	0	0	1	0	0	0	0	0	0	0	0	13	0	0	.250
Apr 22	at Texas A&M	ph	1	0	0	0	0	0	0	0	0	0	0	0	0	0	0	0	0	0	.244
Apr 23	at Texas A&M	ph	1	0	0	0	0	0	0	0	0	0	0	0	0	0	1	0	0	0	.238
Apr 24	at Texas A&M	ph	1	0	1	2	1	0	0	0	0	0	0	0	0	0	0	0	0	0	.256
Apr 26	vs Central Arkansa	*c	4	0	1	1	0	0	0	0	0	0	0	0	0	0	0	5	2	0	.255
Totals		13gs	47	14	12	15	3	1	3	4	4	0	1	0	0	0	13	134	17	2	.255

On base pct. .327 • Slugging pct. .553

#29 Austin Ledbetter - 2 games (All games)

Date	Opponent	Pos	AB	R	H	RBI	2B	3B	HR	BB	SB	CS	HBP	SAC	SF	GDP	K	PO	A	E	Avg
Mar 10	UIC-2	*p	0	0	0	0	0	0	0	0	0	0	0	0	0	0	0	1	0	0	.000
Mar 16	GRAMBLING	*p	0	0	0	0	0	0	0	0	0	0	0	0	0	0	0	0	1	0	.000
Totals		2gs	0	0	0	0	0	0	0	0	0	0	0	0	0	0	0	1	1	0	.000

On base pct. .000 • Slugging pct. .000

#29 Austin Ledbetter - 5 appearances (All games)

Date	Opponent	GS	IP	H	R	ER	BB	SO	2B	3B	HR	WP	BK	HBP	IBB	Score	W-L	Sv	ERA	NP
Mar 04	SOUTHEASTERN		2.2	0	0	0	0	5	0	0	0	0	0	2	0	3-7	0-0	0	0.00	42
Mar 10	UIC-2	*	3.0	2	1	1	1	3	0	0	0	0	0	0	0	5-4	0-0	0	1.59	44
Mar 16	GRAMBLING	*	2.1	5	3	3	0	1	1	0	2	1	0	0	0	13-3	0-0	0	4.50	43
Apr 05	CENTRAL ARKAN		1.0	0	0	0	0	1	0	0	0	0	0	0	0	21-9	0-0	0	4.00	9
Apr 20	ARKANSAS STAT		1.0	1	0	0	0	0	0	0	0	0	0	0	0	10-3	0-0	0	3.60	12
Totals		2	10.0	8	4	4	1	10	1	0	2	1	0	2	0	52-26	0-0	0	3.60	-

#41 Will McEntire - 2 games (All games)

Date	Opponent	Pos	AB	R	H	RBI	2B	3B	HR	BB	SB	CS	HBP	SAC	SF	GDP	K	PO	A	E	Avg
Apr 12	UAPB-2	*p	0	0	0	0	0	0	0	0	0	0	0	0	0	0	0	0	1	0	.000
Apr 26	vs Central Arkansa	*p	0	0	0	0	0	0	0	0	0	0	0	0	0	0	0	0	0	0	.000
Totals		2gs	0	0	0	0	0	0	0	0	0	0	0	0	0	0	0	1	1	0	.000

On base pct. .000 • Slugging pct. .000

#41 Will McEntire - 3 appearances (All games)

Date	Opponent	GS	IP	H	R	ER	BB	SO	2B	3B	HR	WP	BK	HBP	IBB	Score	W-L	Sv	ERA	NP
Apr 12	UAPB-2	*	3.0	2	0	0	3	5	0	0	0	0	0	0	0	6-0	1-0	0	0.00	56
Apr 20	ARKANSAS STAT	*	4.2	3	1	1	4	5	0	0	0	0	0	0	0	10-3	1-0	0	1.17	77
Apr 26	vs Central Arkansa	*	6.0	3	1	1	1	4	1	0	0	1	0	0	0	2-1	1-0	0	1.32	84
Totals		3	13.2	8	2	2	8	14	1	0	0	1	0	0	0	18-4	1-0	0	1.32	-



III INDIVIDUAL GAME-BY-GAME

#1 Robert Moore - 39 games (All games)

Date	Opponent	Pos	AB	R	H	RBI	2B	3B	HR	BB	SB	CS	HBP	SAC	SF	GDP	K	PO	A	E	Avg
Feb 18	ILLINOIS STATE	*2b	3	0	0	0	0	0	0	1	0	0	0	0	0	0	1	2	5	0	.000
Feb 19	ILLINOIS STATE	*2b	4	1	2	3	1	0	1	0	0	0	0	0	0	0	0	3	2	0	.286
Feb 20	ILLINOIS STATE	*2b	4	2	2	0	2	0	0	1	0	0	0	0	0	0	0	0	4	0	.364
Feb 25	vs Indiana	*2b	5	0	2	2	0	0	0	0	0	0	0	0	0	0	1	2	3	0	.375
Feb 27	vs Stanford	*2b	3	0	0	0	0	0	0	1	0	0	0	0	0	0	1	3	5	0	.316
Feb 27	vs Louisiana	*2b	4	0	1	1	1	0	0	1	0	0	0	0	0	1	2	3	2	0	.304
Mar 02	OMAHA	*2b	2	1	2	2	1	0	0	2	0	0	0	0	0	0	0	1	1	0	.360
Mar 04	SOUTHEASTERN	*2b	4	0	0	0	0	0	0	0	0	0	0	0	0	0	1	1	2	0	.310
Mar 05	SOUTHEASTERN-	*2b	4	0	0	0	0	0	0	0	0	0	0	0	0	0	0	2	2	0	.273
Mar 05	SOUTHEASTERN-	*2b	5	2	3	0	1	0	0	0	0	0	0	0	0	0	2	2	2	0	.316
Mar 10	UIC-1	*2b	4	1	0	0	0	0	0	0	0	0	1	0	0	0	2	0	2	0	.286
Mar 10	UIC-2	*2b	3	0	0	0	0	0	0	1	0	0	1	0	0	0	0	0	2	0	.267
Mar 12	UIC	*2b/ss	4	1	1	0	1	0	0	1	0	0	0	0	0	0	0	1	0	0	.265
Mar 13	UIC	*2b	5	0	2	1	1	0	0	0	0	0	0	0	0	0	0	1	3	0	.278
Mar 16	GRAMBLING	*ss	2	3	0	0	0	0	0	3	0	0	1	0	0	0	2	1	3	0	.268
Mar 18	KENTUCKY	*2b	4	2	3	3	0	0	1	0	0	0	0	0	0	0	0	1	4	0	.300
Mar 19	KENTUCKY	*2b	2	0	1	3	1	0	0	1	0	0	1	0	0	0	1	1	1	0	.306
Mar 20	KENTUCKY	*2b	3	1	0	0	0	0	0	1	1	0	0	0	0	0	1	2	0	0	.292
Mar 25	at Mizzou	*2b	4	0	1	1	0	0	0	1	0	0	0	0	0	0	0	1	2	0	.290
Mar 26	at Mizzou	*2b	5	0	1	1	0	0	0	0	0	0	0	0	0	0	2	0	2	0	.284
Mar 27	at Mizzou	*2b	3	1	0	0	0	0	0	1	0	0	0	1	0	0	0	2	3	0	.273
Mar 29	LITTLE ROCK	*2b	4	3	1	1	1	0	0	1	0	0	1	0	0	0	0	1	0	0	.272
Apr 01	MISSISSIPPI STA	*2b	5	0	1	2	0	1	0	0	0	0	0	0	0	0	1	0	2	0	.267
Apr 02	MISSISSIPPI STA	*2b	2	3	1	1	0	0	1	2	0	0	1	0	0	0	0	1	3	0	.273
Apr 03	MISSISSIPPI STA	*2b	5	0	0	0	0	0	0	1	0	0	0	0	0	0	1	3	5	0	.258
Apr 05	CENTRAL ARKAN	*2b	6	2	2	2	1	1	0	0	0	0	0	0	0	0	0	2	1	0	.263
Apr 07	at Florida	*2b	3	1	0	0	0	0	0	1	1	0	1	0	0	0	1	3	1	0	.255
Apr 08	at Florida	*2b	3	0	0	0	0	0	0	1	0	0	0	0	0	1	0	2	5	0	.248
Apr 09	at Florida	*2b	4	1	1	1	0	0	0	1	0	0	0	0	0	0	3	2	1	0	.248
Apr 12	UAPB-1	*2b	4	1	0	0	0	0	0	1	1	0	0	0	0	0	0	0	1	0	.239
Apr 14	LSU	*2b	3	0	1	2	0	0	0	1	0	0	0	0	0	0	0	2	4	0	.241
Apr 15	LSU	*2b	3	0	1	0	0	0	0	1	0	1	0	0	0	0	0	0	1	0	.244
Apr 16	LSU	*2b	3	0	0	0	0	0	0	1	0	0	0	0	0	0	1	0	2	0	.238
Apr 19	ARKANSAS STAT	*2b	5	1	2	2	0	0	1	0	1	0	0	0	0	0	0	1	1	0	.244
Apr 20	ARKANSAS STAT	*2b	4	1	1	1	1	0	0	0	1	0	1	0	0	0	0	2	4	0	.244
Apr 22	at Texas A&M	*2b	3	0	0	0	0	0	0	0	0	0	1	0	0	0	0	0	3	0	.239
Apr 23	at Texas A&M	*2b	4	0	1	0	1	0	0	0	0	0	0	0	0	0	1	2	3	0	.239
Apr 24	at Texas A&M	*2b	4	1	0	1	0	0	0	0	0	0	1	0	0	0	0	3	1	1	.232
Apr 26	vs Central Arkansa	*2b	4	1	1	0	0	0	0	1	0	0	0	0	0	1	1	2	8	0	.233
Totals		39gs	146	30	34	30	13	2	4	27	5	1	10	1	0	3	25	55	96	1	.233

On base pct. .388 • Slugging pct. .432

#32 Zack Morris - 2 games (All games)

Date	Opponent	Pos	AB	R	H	RBI	2B	3B	HR	BB	SB	CS	HBP	SAC	SF	GDP	K	PO	A	E	Avg
Mar 16	GRAMBLING	p	0	0	0	0	0	0	0	0	0	0	0	0	0	0	0	0	0	1	.000
Apr 26	vs Central Arkansa	p	0	0	0	0	0	0	0	0	0	0	0	0	0	0	0	0	1	0	.000
Totals			0gs	0	0	0	0	0	0	0	0	0	0	0	0	0	0	0	1	1	.000

On base pct. .000 • Slugging pct. .000

#32 Zack Morris - 9 appearances (All games)

Date	Opponent	GS	IP	H	R	ER	BB	SO	2B	3B	HR	WP	BK	HBP	IBB	Score	W-L	Sv	ERA	NP
Feb 18	ILLINOIS STATE		0.2	0	0	0	1	1	0	0	0	0	0	0	0	2-3	0-0	0	0.00	14
Mar 04	SOUTHEASTERN		0.1	1	0	0	0	0	0	0	0	0	0	1	0	3-7	0-0	0	0.00	8
Mar 16	GRAMBLING		2.2	2	0	0	1	2	0	0	0	0	0	0	0	13-3	1-0	0	0.00	36
Mar 26	at Mizzou		0.2	1	0	0	1	1	1	0	0	0	0	0	0	5-7	1-0	0	0.00	20
Apr 05	CENTRAL ARKAN		2.1	2	2	2	1	0	0	0	0	1	0	0	0	21-9	2-0	0	2.70	32
Apr 12	UAPB-2		1.0	0	0	0	0	3	0	0	0	0	0	0	0	6-0	2-0	0	2.35	14
Apr 16	LSU		2.2	2	0	0	0	2	0	0	0	0	0	0	0	6-2	2-0	0	1.74	26
Apr 23	at Texas A&M		3.0	1	0	0	1	1	0	0	0	0	0	0	0	3-1	3-0	0	1.35	55
Apr 26	vs Central Arkansa		1.2	0	0	0	1	0	0	0	0	0	0	1	0	2-1	3-0	0	1.20	32
Totals		0	15.0	9	2	2	6	10	1	0	0	1	0	2	0	61-33	3-0	0	1.20	-

#27 Nick Moten - 1 game (All games)

Date	Opponent	Pos	AB	R	H	RBI	2B	3B	HR	BB	SB	CS	HBP	SAC	SF	GDP	K	PO	A	E	Avg
Mar 02	OMAHA	p	0	0	0	0	0	0	0	0	0	0	0	0	0	0	0	1	0	0	.000
Totals		0gs	0	0	0	0	0	0	0	0	0	0	0	0	0	0	0	1	0	0	.000

On base pct. .000 • Slugging pct. .000

#27 Nick Moten - 2 appearances (All games)

Date	Opponent	GS	IP	H	R	ER	BB	SO	2B	3B	HR	WP	BK	HBP	IBB	Score	W-L	Sv	ERA	NP
Mar 02	OMAHA		1.0	0	0	0	1	1	0	0	0	1	1	1	0	15-3	0-0	0	0.00	22
Apr 05	CENTRAL ARKAN		0.0	2	4	4	2	0	0	0	1	0	0	0	0	21-9	0-0	0	36.00	20
Totals		0	1.0	2	4	4	3	1	0	0	1	1	1	1	0	36-12	0-0	0	36.00	-

#13 Connor Noland - 7 games (All games)

Date	Opponent	Pos	AB	R	H	RBI	2B	3B	HR	BB	SB	CS	HBP	SAC	SF	GDP	K	PO	A	E	Avg
Feb 25	vs Indiana	*p	0	0	0	0	0	0	0	0	0	0	0	0	0	0	0	0	1	0	.000
Mar 04	SOUTHEASTERN	*p	0	0	0	0	0	0	0	0	0	0	0	0	0	0	0	0	1	0	.000
Mar 10	UIC-1	*p	0	0	0	0	0	0	0	0	0	0	0	0	0	0	0	1	0	0	.000
Mar 18	KENTUCKY	*p	0	0	0	0	0	0	0	0	0	0	0	0	0	0	0	0	2	0	.000
Mar 25	at Mizzou	*p	0	0	0	0	0	0	0	0	0	0	0	0	0	0	0	1	0	0	.000
Apr 01	MISSISSIPPI STA	*p	0	0	0	0	0	0	0	0	0	0	0	0	0	0	0	0	1	0	.000
Apr 22	at Texas A&M	*p	0	0	0	0	0	0	0	0	0	0	0	0	0	0	0	0	2	0	.000
Totals		7gs	0	0	0	0	0	0	0	0	0	0	0	0	0	0	0	2	7	0	.000

On base pct. .000 • Slugging pct. .000

#13 Connor Noland - 10 appearances (All games)

Date	Opponent	GS	IP	H	R	ER	BB	SO	2B	3B	HR	WP	BK	HBP	IBB	Score	W-L	Sv	ERA	NP
Feb 18	ILLINOIS STATE	*	5.0	5	2	2	2	5	0	0	0	0	1	1	0	2-3	0-0	0	3.60	75
Feb 25	vs Indiana	*	6.0	5	1	1	2	10	1	1	0	0	0	0	0	5-2	1-0	0	2.45	86
Mar 04	SOUTHEASTERN	*	5.1	7	3	3	0	5	0	0	0	0	0	1	0	3-7	1-1	0	3.31	90
Mar 10	UIC-1	*	6.2	4	3	3	2	11	3	0	0	0	0	1	0	12-4	2-1	0	3.52	97
Mar 18	KENTUCKY	*	6.1	6	1	1	2	7	1	0	0	0	0	2	0	6-2	3-1	0	3.07	109
Mar 25	at Mizzou	*	5.0	7	3	3	1	9	1	0	0	2	0	0	0	7-5	3-1	0	3.41	102
Apr 01	MISSISSIPPI STA	*	7.0	4	1	1	0	6	0	0	1	0	0	0	0	8-1	4-1	0	3.05	104
Apr 07	at Florida	*	7.0	1	0	0	1	7	0	0	0	0	0	0	0	8-1	5-1	0	2.61	97
Apr 14	LSU	*	6.0	4	3	3	1	7	0	0	0	0	0	1	0	5-4	5-1	0	2.82	94
Apr 22	at Texas A&M	*	6.0	2	2	0	3	7	0	0	0	0	0	0	0	1-2	5-2	0	2.54	99
Totals		10	60.1	45	19	17	14	74	6	1	1	2	1	6	0	57-31	5-2	0	2.54	-

#43 Miller Pleimann - 2 games (All games)

Date	Opponent	Pos	AB	R	H	RBI	2B	3B	HR	BB	SB	CS	HBP	SAC	SF	GDP	K	PO	A	E	Avg
Mar 10	UIC-1	p	0	0	0	0	0	0	0	0	0	0	0	0	0	0	0	0	1	0	.000
Mar 29	LITTLE ROCK	p	0	0	0	0	0	0	0	0	0	0	0	0	0	0	0	0	1	0	.000
Totals		0gs	0	0	0	0	0	0	0	0	0	0	0	0	0	0	0	0	2	0	.000

On base pct. .000 • Slugging pct. .000

#43 Miller Pleimann - 5 appearances (All games)

Date	Opponent	GS	IP	H	R	ER	BB	SO	2B	3B	HR	WP	BK	HBP	IBB	Score	W-L	Sv	ERA	NP
Feb 27	vs Stanford		0.2	1	0	0	0	1	0	0	0	1	0	0	0	0-5	0-0	0	0.00	12
Mar 10	UIC-1		0.2	0	0	0	0	1	0	0	0	0	0	0	0	12-4	0-0	0	0.00	7
Mar 29	LITTLE ROCK		2.1	4	2	1	0	5	1	0	0	0	0	0	0	16-8	0-0	0	2.45	47
Apr 05	CENTRAL ARKAN	*	0.1	4	3	3	0	1	2	0	0	0	0	1	0	21-9	0-0	0	9.00	24
Apr 20	ARKANSAS STAT		1.0	0	0	0	0	2	0	0	0	0	0	0	0	10-3	0-0	0	7.20	9
Totals		1	5.0	9	5	4	0	10	3	0	0	1	0	1	0	59-29	0-0	0	7.20	-



||| INDIVIDUAL GAME-BY-GAME

#28 Kole Ramage - 5 games (All games)

Date	Opponent	Pos	AB	R	H	RBI	2B	3B	HR	BB	SB	CS	HBP	SAC	SF	GDP	K	PO	A	E	Avg
Feb 18	ILLINOIS STATE	p	0	0	0	0	0	0	0	0	0	0	0	0	0	0	0	0	1	0	.000
Feb 25	vs Indiana	p	0	0	0	0	0	0	0	0	0	0	0	0	0	0	0	1	0	0	.000
Mar 10	UIC-2	p	0	0	0	0	0	0	0	0	0	0	0	0	0	0	0	1	1	0	.000
Mar 13	UIC	p	0	0	0	0	0	0	0	0	0	0	0	0	0	0	0	0	1	0	.000
Apr 19	ARKANSAS STAT	*p	0	0	0	0	0	0	0	0	0	0	0	0	0	0	0	0	1	0	.000
Totals		1gs	0	0	0	0	0	0	0	0	0	0	0	0	0	0	0	2	4	0	.000

On base pct. .000 • Slugging pct. .000

#28 Kole Ramage - 17 appearances (All games)

Date	Opponent	GS	IP	H	R	ER	BB	SO	2B	3B	HR	WP	BK	HBP	IBB	Score	W-L	Sv	ERA	NP
Feb 18	ILLINOIS STATE		1.2	2	1	1	1	0	1	0	0	0	0	0	0	2-3	0-1	0	5.40	18
Feb 20	ILLINOIS STATE		4.0	2	1	1	0	6	0	0	1	0	0	1	0	4-2	0-1	1	3.18	61
Feb 25	vs Indiana		3.0	1	1	0	1	6	0	0	0	0	0	0	0	5-2	0-1	2	2.08	52
Feb 27	vs Louisiana		1.0	0	0	0	0	0	0	0	0	0	0	0	0	6-4	0-1	3	1.86	6
Mar 04	SOUTHEASTERN		0.0	1	3	3	2	0	0	0	0	1	0	0	0	3-7	0-1	3	4.66	12
Mar 05	SOUTHEASTERN-		1.0	1	0	0	0	1	1	0	0	0	0	0	0	11-1	0-1	3	4.22	13
Mar 10	UIC-2		3.1	2	2	2	0	2	0	0	1	0	0	1	0	5-4	0-1	3	4.50	35
Mar 13	UIC		2.0	2	1	1	2	2	2	0	0	0	0	0	0	10-8	0-1	3	4.50	42
Mar 18	KENTUCKY		1.0	2	1	1	0	2	1	0	0	0	0	0	0	6-2	0-1	3	4.76	20
Mar 26	at Mizzou		1.0	1	2	2	2	2	0	0	0	3	0	0	0	5-7	0-1	3	5.50	26
Mar 29	LITTLE ROCK		2.0	1	1	1	0	2	0	0	1	0	0	1	0	16-8	0-1	3	5.40	28
Apr 01	MISSISSIPPI STA		1.0	0	0	0	0	1	0	0	0	0	0	0	0	8-1	0-1	3	5.14	12
Apr 03	MISSISSIPPI STA		1.0	2	2	2	1	1	0	0	0	0	0	1	0	3-5	0-2	3	5.73	14
Apr 08	at Florida		3.0	1	0	0	0	3	0	0	0	0	0	0	0	2-7	0-2	3	5.04	30
Apr 12	UAPB-1	*	3.0	0	0	0	0	5	0	0	0	0	0	0	0	15-0	1-2	3	4.50	31
Apr 19	ARKANSAS STAT	*	3.0	1	1	0	1	1	0	0	0	1	0	0	0	10-1	2-2	3	4.06	41
Apr 24	at Texas A&M		2.2	4	2	1	2	5	0	0	0	0	0	0	0	10-11	2-2	3	4.01	61
Totals		2	33.2	23	18	15	12	39	5	0	3	5	0	4	0	121-73	2-2	3	4.01	-

#17 Brady Slavens - 37 games (All games)

Date	Opponent	Pos	AB	R	H	RBI	2B	3B	HR	BB	SB	CS	HBP	SAC	SF	GDP	K	PO	A	E	Avg
Feb 18	ILLINOIS STATE	*of	4	0	1	0	0	0	0	0	0	0	0	0	0	0	0	2	0	0	.250
Feb 19	ILLINOIS STATE	*of	3	0	0	0	0	0	0	1	0	0	0	0	0	0	1	2	0	0	.143
Feb 20	ILLINOIS STATE	*dh	3	0	3	1	0	0	0	1	0	0	0	0	0	0	0	0	0	0	.400
Feb 25	vs Indiana	*of	4	1	1	0	1	0	0	1	0	0	0	0	0	0	1	1	0	0	.357
Feb 27	vs Stanford	*of	4	0	0	0	0	0	0	0	0	0	0	0	0	0	4	1	0	0	.278
Mar 02	OMAHA	*of	3	1	1	1	0	0	1	2	0	0	0	0	0	0	1	3	0	0	.286
Mar 04	SOUTHEASTERN	*of	4	0	0	0	0	0	0	0	0	0	0	0	0	0	1	3	0	0	.240
Mar 05	SOUTHEASTERN-	*dh	3	0	0	0	0	0	0	1	0	0	0	0	0	0	1	0	0	0	.214
Mar 05	SOUTHEASTERN-	ph/1	2	1	1	1	0	0	0	0	0	0	0	0	0	0	0	2	0	0	.233
Mar 10	UIC-1	*dh	4	2	2	3	1	0	1	0	0	0	0	0	0	0	1	0	0	0	.265
Mar 10	UIC-2	*of	5	0	0	0	0	0	0	0	0	0	0	0	0	0	2	0	0	1	.231
Mar 12	UIC	*of	5	1	1	1	0	0	1	0	0	0	0	0	0	0	1	2	0	0	.227
Mar 13	UIC	*dh	4	0	1	0	0	0	0	0	0	0	0	0	0	0	0	0	0	0	.229
Mar 15	GRAMBLING	*of	5	1	1	2	0	0	0	0	0	0	0	0	0	0	0	1	0	0	.226
Mar 16	GRAMBLING	*of	5	1	2	3	1	0	0	0	0	0	1	0	0	0	0	1	0	0	.241
Mar 18	KENTUCKY	*dh	4	0	0	0	0	0	0	0	0	0	0	0	0	1	2	0	0	0	.226
Mar 19	KENTUCKY	*dh	2	0	0	2	0	0	0	1	0	0	0	0	1	0	1	0	0	0	.219
Mar 20	KENTUCKY	*dh	4	0	0	0	0	0	0	0	0	0	0	0	0	0	2	0	0	0	.206
Mar 25	at Mizzou	*dh	4	0	0	1	0	0	0	0	0	0	0	0	1	0	3	0	0	0	.194
Mar 26	at Mizzou	*dh	3	1	0	0	0	0	0	1	0	0	0	0	0	1	2	0	0	0	.187
Apr 02	MISSISSIPPI STA	*dh	4	1	2	3	1	0	1	1	0	0	0	0	0	0	1	0	0	0	.203
Apr 03	MISSISSIPPI STA	*dh	2	0	1	1	0	0	0	1	0	0	0	0	1	0	0	0	0	0	.210
Apr 05	CENTRAL ARKAN	*of	4	0	2	3	1	1	0	0	0	0	0	0	1	0	1	1	0	0	.224
Apr 07	at Florida	*dh	4	0	1	0	1	0	0	0	0	0	0	0	0	0	1	0	0	0	.225
Apr 08	at Florida	*dh	4	0	3	1	0	1	0	0	0	0	0	0	0	0	0	0	0	0	.247
Apr 09	at Florida	*dh	4	0	0	0	0	0	0	0	0	0	0	0	0	0	1	0	0	0	.237
Apr 12	UAPB-1	*1b	5	3	4	6	0	0	2	0	0	0	0	0	0	0	0	7	0	0	.265
Apr 12	UAPB-2	*1b	3	1	2	3	1	1	0	1	0	0	0	0	0	0	0	6	0	0	.276
Apr 14	LSU	*dh	4	0	1	0	0	0	0	1	0	0	0	0	0	0	3	0	0	0	.275
Apr 15	LSU	*dh	3	1	0	0	0	0	0	1	0	0	0	0	0	0	1	0	0	0	.268
Apr 16	LSU	*dh	3	1	1	3	0	0	1	0	0	0	0	0	1	0	0	0	0	0	.270
Apr 19	ARKANSAS STAT	*of	5	3	4	4	0	0	1	0	1	0	0	0	0	0	0	2	0	0	.292
Apr 20	ARKANSAS STAT	*dh	4	0	0	1	0	0	0	0	0	0	0	0	0	0	1	0	0	0	.282
Apr 22	at Texas A&M	*dh	4	0	0	0	0	0	0	0	0	0	0	0	0	0	0	0	0	0	.273
Apr 23	at Texas A&M	*dh	3	2	2	2	0	0	2	2	0	0	0	0	0	0	1	0	0	0	.282
Apr 24	at Texas A&M	*dh	5	0	1	0	0	0	0	0	0	0	0	0	0	1	1	0	0	0	.279
Apr 26	vs Central Arkansa	*of	4	0	1	0	1	0	0	1	0	0	0	0	0	0	0	0	0	0	.279
Totals		36gs	140	21	39	42	8	3	10	16	1	0	1	0	5	4	36	31	0	1	.279

On base pct. .346 • Slugging pct. .593

#33 Hagen Smith - 6 games (All games)

Date	Opponent	Pos	AB	R	H	RBI	2B	3B	HR	BB	SB	CS	HBP	SAC	SF	GDP	K	PO	A	E	Avg
Feb 19	ILLINOIS STATE	*p	0	0	0	0	0	0	0	0	0	0	0	0	0	0	0	0	1	0	.000
Mar 05	SOUTHEASTERN-	*p	0	0	0	0	0	0	0	0	0	0	0	0	0	0	0	2	0	0	.000
Mar 12	UIC	*p	0	0	0	0	0	0	0	0	0	0	0	0	0	0	0	1	1	0	.000
Mar 19	KENTUCKY	*p	0	0	0	0	0	0	0	0	0	0	0	0	0	0	0	0	1	0	.000
Mar 26	at Mizzou	*p	0	0	0	0	0	0	0	0	0	0	0	0	0	0	0	0	1	0	.000
Apr 08	at Florida	*p	0	0	0	0	0	0	0	0	0	0	0	0	0	0	0	1	0	0	.000
Totals		6gs	0	0	0	0	0	0	0	0	0	0	0	0	0	0	0	2	6	0	.000

On base pct. .000 • Slugging pct. .000

#33 Hagen Smith - 10 appearances (All games)

Date	Opponent	GS	IP	H	R	ER	BB	SO	2B	3B	HR	WP	BK	HBP	IBB	Score	W-L	Sv	ERA	NP
Feb 19	ILLINOIS STATE	*	6.0	5	0	0	1	5	0	0	0	0	0	0	0	5-1	1-0	0	0.00	77
Feb 27	vs Stanford	*	2.1	6	3	3	2	3	0	0	1	0	0	1	0	0-5	1-1	0	3.24	58
Mar 05	SOUTHEASTERN-	*	7.0	2	2	2	3	9	0	0	1	1	0	1	0	4-2	2-1	0	2.93	97
Mar 12	UIC	*	5.0	4	1	1	3	8	0	0	1	1	0	0	0	10-1	3-1	0	2.66	100
Mar 19	KENTUCKY	*	6.0	5	3	3	3	7	0	0	1	0	0	0	0	9-3	4-1	0	3.08	92
Mar 26	at Mizzou	*	5.0	6	3	3	3	5	2	0	0	0	0	1	0	5-7	4-1	0	3.45	96
Apr 02	MISSISSIPPI STA	*	6.0	3	3	3	3	7	0	1	1	0	0	0	0	12-5	5-1	0	3.62	87
Apr 08	at Florida	*	4.1	7	7	6	2	1	2	0	2	0	0	0	0	2-7	5-2	0	4.54	77
Apr 15	LSU	*	7.0	2	0	0	1	7	0	0	0	0	0	0	0	4-0	6-2	0	3.88	98
Apr 23	at Texas A&M	*	3.0	2	1	1	5	1	2	0	0	0	0	1	0	3-1	6-2	0	3.83	70
Totals		10	51.2	42	23	22	26	53	6	1	7	1	0	4	0	54-32	6-2	0	3.83	-



||| INDIVIDUAL GAME-BY-GAME

#44 Max Soliz Jr. - 5 games (All games)

Date	Opponent	Pos	AB	R	H	RBI	2B	3B	HR	BB	SB	CS	HBP	SAC	SF	GDP	K	PO	A	E	Avg
Mar 02	OMAHA	ph/d	2	0	1	1	1	0	0	0	0	0	0	0	0	0	0	0	0	0	.500
Mar 12	UIC	*dh	4	1	1	0	0	0	0	0	0	0	0	0	0	0	2	0	0	0	.333
Apr 01	MISSISSIPPI STA	ph/d	1	0	0	0	0	0	0	1	0	0	0	0	0	0	1	0	0	0	.286
Apr 05	CENTRAL ARKAN	ph/of	1	0	0	0	0	0	0	0	0	0	0	0	0	0	0	0	0	0	.250
Apr 12	UAPB-1	pr/of	1	1	0	0	0	0	0	0	0	0	0	0	0	0	1	2	0	0	.222
Totals		1gs	9	2	2	1	1	0	0	1	0	0	0	0	0	0	4	2	0	0	.222

On base pct. .300 • Slugging pct. .333

#55 Gabriel Starks - 3 games (All games)

Date	Opponent	Pos	AB	R	H	RBI	2B	3B	HR	BB	SB	CS	HBP	SAC	SF	GDP	K	PO	A	E	Avg
Feb 18	ILLINOIS STATE	p	0	0	0	0	0	0	0	0	0	0	0	0	0	0	0	1	0	0	.000
Mar 02	OMAHA	p	0	0	0	0	0	0	0	0	0	0	0	0	0	0	0	0	1	0	.000
Apr 08	at Florida	p	0	0	0	0	0	0	0	0	0	0	0	0	0	0	0	1	0	0	.000
Totals		0gs	0	0	0	0	0	0	0	0	0	0	0	0	0	0	0	2	1	0	.000

On base pct. .000 • Slugging pct. .000

#55 Gabriel Starks - 9 appearances (All games)

Date	Opponent	GS	IP	H	R	ER	BB	SO	2B	3B	HR	WP	BK	HBP	IBB	Score	W-L	Sv	ERA	NP
Feb 18	ILLINOIS STATE		0.2	0	0	0	0	1	0	0	0	1	0	0	0	2-3	0-0	0	0.00	8
Mar 02	OMAHA		1.0	2	1	1	2	1	0	0	0	0	0	0	0	15-3	0-0	0	5.40	32
Mar 15	GRAMBLING		2.0	0	0	0	0	4	0	0	0	0	0	1	0	14-1	0-0	0	2.45	26
Mar 26	at Mizzou		1.0	0	0	0	0	1	0	0	0	0	0	0	0	5-7	0-0	0	1.93	13
Mar 29	LITTLE ROCK		1.0	1	0	0	1	3	0	0	0	1	0	0	0	16-8	0-0	0	1.59	25
Apr 02	MISSISSIPPI STA		2.0	2	2	0	1	2	0	0	0	0	0	0	0	12-5	0-0	0	1.17	34
Apr 08	at Florida		0.2	1	0	0	1	0	1	0	0	1	0	0	0	2-7	0-0	0	1.08	19
Apr 12	UAPB-2		1.0	0	0	0	0	3	0	0	0	0	0	0	0	6-0	0-0	0	0.96	14
Apr 20	ARKANSAS STAT		0.1	1	2	2	2	1	0	0	0	0	0	1	0	10-3	0-0	0	2.79	23
Totals		0	9.2	7	5	3	7	16	1	0	0	3	0	2	0	82-37	0-0	0	2.79	-



#10 Peyton Stovall - 36 games (All games)

Date	Opponent	Pos	AB	R	H	RBI	2B	3B	HR	BB	SB	CS	HBP	SAC	SF	GDP	K	PO	A	E	Avg
Feb 18	ILLINOIS STATE	*1b	4	0	0	0	0	0	0	0	0	0	0	0	0	0	1	12	0	0	.000
Feb 19	ILLINOIS STATE	*1b	4	0	0	0	0	0	0	1	0	0	0	0	0	0	0	7	0	0	.000
Feb 20	ILLINOIS STATE	*1b	5	1	2	0	1	0	0	0	0	0	0	0	0	0	0	10	0	0	.154
Feb 25	vs Indiana	*1b	5	0	1	0	0	0	0	0	0	0	0	0	0	0	0	6	1	0	.167
Feb 27	vs Stanford	*1b	4	0	0	0	0	0	0	0	0	0	0	0	0	0	3	6	0	0	.136
Mar 02	OMAHA	*1b	4	2	1	2	0	0	1	1	0	0	0	0	0	0	1	5	1	0	.154
Mar 04	SOUTHEASTERN	*1b	4	0	1	1	0	0	0	1	0	0	0	0	0	0	2	11	0	0	.167
Mar 05	SOUTHEASTERN-	*1b	3	0	1	1	0	0	0	0	0	0	0	0	0	0	0	6	1	0	.182
Mar 10	UIC-1	*1b	4	1	1	0	0	0	0	0	0	0	0	0	0	0	2	10	1	0	.189
Mar 10	UIC-2	ph/1	3	1	2	2	0	0	0	0	0	0	0	0	0	1	0	7	2	0	.225
Mar 12	UIC	*1b	3	1	2	0	0	0	0	1	0	0	0	0	0	0	0	3	1	0	.256
Mar 13	UIC	*1b	4	1	2	0	1	0	0	0	0	0	0	0	0	0	0	9	0	1	.277
Mar 15	GRAMBLING	*2b	4	2	3	2	1	0	0	1	0	0	0	0	0	0	0	0	5	0	.314
Mar 16	GRAMBLING	*2b	5	1	3	0	0	0	0	1	0	0	0	0	0	0	1	2	2	0	.339
Mar 18	KENTUCKY	*1b	3	0	1	0	0	0	0	1	0	0	1	0	0	0	1	11	0	0	.339
Mar 19	KENTUCKY	*1b	5	1	1	2	0	0	1	0	0	0	0	0	0	0	1	6	1	0	.328
Mar 20	KENTUCKY	*1b	3	0	0	0	0	0	0	1	0	0	0	0	0	0	1	4	0	0	.313
Mar 25	at Mizzou	*1b	4	0	1	0	0	0	0	1	0	0	0	0	0	0	0	6	1	0	.310
Mar 26	at Mizzou	*1b	4	0	0	0	0	0	0	1	0	0	0	0	0	0	2	10	0	0	.293
Mar 27	at Mizzou	*1b	5	1	1	0	0	0	0	0	0	0	0	0	0	0	0	7	0	0	.287
Apr 01	MISSISSIPPI STA	*1b	3	1	0	0	0	0	0	2	0	0	0	0	0	0	1	11	1	0	.277
Apr 02	MISSISSIPPI STA	*1b	4	0	0	0	0	0	0	0	0	1	0	0	0	0	1	10	0	0	.264
Apr 03	MISSISSIPPI STA	*1b	6	0	0	0	0	0	0	0	0	0	0	0	0	0	4	9	0	0	.247
Apr 05	CENTRAL ARKAN	*1b	3	4	2	1	0	0	1	0	0	0	2	0	0	0	0	7	1	0	.260
Apr 07	at Florida	*1b	4	1	2	1	0	0	0	0	0	0	1	0	0	0	0	12	0	0	.270
Apr 08	at Florida	*1b	4	0	2	0	0	0	0	0	0	0	0	0	0	0	0	11	1	1	.279
Apr 09	at Florida	*1b	3	2	0	0	0	0	0	1	0	0	0	0	0	0	1	4	0	0	.271
Apr 12	UAPB-2	*2b	3	0	0	0	0	0	0	0	0	0	0	0	0	0	1	0	0	0	.264
Apr 14	LSU	*1b	4	0	1	0	0	0	0	0	1	0	0	0	0	0	1	9	0	0	.263
Apr 15	LSU	*1b	3	0	0	0	0	0	0	0	0	0	0	0	0	0	0	6	0	0	.256
Apr 16	LSU	*1b	3	2	1	1	1	0	0	0	0	0	0	0	0	0	0	7	0	0	.258
Apr 19	ARKANSAS STAT	*1b	2	1	0	1	0	0	0	2	0	0	0	0	0	0	0	8	1	0	.254
Apr 22	at Texas A&M	*1b	3	1	2	0	0	0	0	0	0	0	0	0	0	0	1	7	0	0	.264
Apr 23	at Texas A&M	*1b	3	0	0	0	0	0	0	1	0	0	0	0	0	0	0	8	0	0	.258
Apr 24	at Texas A&M	*1b	4	2	3	2	2	0	0	0	0	0	0	0	0	0	0	3	0	0	.273
Apr 26	vs Central Arkansa	*1b	3	0	0	0	0	0	0	0	0	0	1	0	0	0	1	17	1	0	.267
Totals		35gs	135	26	36	16	6	0	3	16	1	0	5	1	0	1	26	267	21	2	.267

On base pct. .365 • Slugging pct. .378

#39 Evan Taylor - 5 games (All games)

Date	Opponent	Pos	AB	R	H	RBI	2B	3B	HR	BB	SB	CS	HBP	SAC	SF	GDP	K	PO	A	E	Avg
Mar 02	OMAHA	p	0	0	0	0	0	0	0	0	0	0	0	0	0	0	0	1	0	0	.000
Mar 25	at Mizzou	p	0	0	0	0	0	0	0	0	0	0	0	0	0	0	0	0	1	0	.000
Mar 29	LITTLE ROCK	p	0	0	0	0	0	0	0	0	0	0	0	0	0	0	0	0	2	0	.000
Apr 22	at Texas A&M	p	0	0	0	0	0	0	0	0	0	0	0	0	0	0	0	0	1	0	.000
Apr 26	vs Central Arkansa	p	0	0	0	0	0	0	0	0	0	0	0	0	0	0	0	0	1	0	.000
Totals		0gs	0	0	0	0	0	0	0	0	0	0	0	0	0	0	0	1	5	0	.000

On base pct. .000 • Slugging pct. .000



III INDIVIDUAL GAME-BY-GAME

#39 Evan Taylor - 16 appearances (All games)

Date	Opponent	GS	IP	H	R	ER	BB	SO	2B	3B	HR	WP	BK	HBP	IBB	Score	W-L	Sv	ERA	NP
Feb 19	ILLINOIS STATE		0.1	0	0	0	0	1	0	0	0	0	0	0	0	5-1	0-0	0	0.00	5
Mar 02	OMAHA		2.0	0	0	0	0	2	0	0	0	0	0	0	0	15-3	1-0	0	0.00	23
Mar 05	SOUTHEASTERN-		0.2	0	0	0	0	1	0	0	0	0	0	1	0	11-1	1-0	0	0.00	14
Mar 10	UIC-1		1.1	0	1	1	2	2	0	0	0	0	0	0	0	12-4	1-0	0	2.08	25
Mar 13	UIC		0.2	0	0	0	0	1	0	0	0	0	0	0	0	10-8	1-0	0	1.80	10
Mar 18	KENTUCKY		1.2	0	0	0	0	1	0	0	0	0	0	0	0	6-2	1-0	0	1.35	17
Mar 20	KENTUCKY		1.0	2	1	1	0	1	1	0	1	0	0	0	0	3-1	1-0	0	2.35	17
Mar 25	at Mizzou		1.1	3	1	1	0	2	0	0	0	0	0	1	0	7-5	1-0	0	3.00	31
Mar 29	LITTLE ROCK		2.0	1	0	0	0	2	0	0	0	1	0	0	0	16-8	2-0	0	2.45	23
Apr 03	MISSISSIPPI STA		1.0	1	1	1	0	2	0	0	1	0	0	1	0	3-5	2-0	0	3.00	19
Apr 09	at Florida		1.0	1	0	0	0	1	0	0	0	0	0	0	0	7-9	2-0	0	2.77	17
Apr 14	LSU		1.0	0	1	0	0	3	0	0	0	0	0	0	0	5-4	3-0	0	2.57	18
Apr 15	LSU		1.1	0	0	0	1	1	0	0	0	0	0	0	0	4-0	3-0	1	2.35	17
Apr 22	at Texas A&M		2.0	0	0	0	1	2	0	0	0	0	0	0	0	1-2	3-0	1	2.08	34
Apr 23	at Texas A&M		1.2	1	0	0	0	2	0	0	0	0	0	0	0	3-1	3-0	1	1.89	18
Apr 26	vs Central Arkansa		1.1	0	0	0	0	0	0	0	0	0	0	0	0	2-1	3-0	1	1.77	13
Totals		0	20.1	9	5	4	4	24	1	0	2	1	0	3	0	110-55	3-0	1	1.77	-

#48 Heston Tole - 9 appearances (All games)

Date	Opponent	GS	IP	H	R	ER	BB	SO	2B	3B	HR	WP	BK	HBP	IBB	Score	W-L	Sv	ERA	NP
Feb 19	ILLINOIS STATE		1.1	1	1	1	1	2	0	0	0	0	0	0	0	5-1	0-0	1	6.75	20
Feb 27	vs Stanford		3.0	5	1	0	0	2	0	0	0	0	0	0	0	0-5	0-0	1	2.08	43
Mar 02	OMAHA		1.1	2	1	1	0	2	1	0	0	0	0	0	0	15-3	0-0	1	3.18	31
Mar 10	UIC-2		0.2	2	1	1	0	1	2	0	0	1	0	0	0	5-4	0-0	1	4.26	16
Mar 16	GRAMBLING		2.0	3	0	0	0	4	0	0	0	1	0	0	0	13-3	0-0	1	3.24	34
Apr 05	CENTRAL ARKAN		1.1	2	0	0	1	2	0	0	0	0	0	0	0	21-9	0-0	1	2.79	29
Apr 20	ARKANSAS STAT		1.1	0	0	0	0	3	0	0	0	1	0	0	0	10-3	1-0	1	2.45	14
Apr 24	at Texas A&M		2.0	4	1	1	0	2	1	0	1	0	0	0	0	10-11	1-0	1	2.77	27
Apr 26	vs Central Arkansa		1.0	0	0	0	0	1	0	0	0	0	0	0	0	2-1	2-0	1	2.57	9
Totals		0	14.0	19	5	4	2	19	4	0	1	3	0	0	0	81-40	2-0	1	2.57	-

#20 Elijah Trest - 2 games (All games)

Date	Opponent	Pos	AB	R	H	RBI	2B	3B	HR	BB	SB	CS	HBP	SAC	SF	GDP	K	PO	A	E	Avg
Apr 05	CENTRAL ARKAN	p	0	0	0	0	0	0	0	0	0	0	0	0	0	0	0	1	0	0	.000
Apr 19	ARKANSAS STAT	p	0	0	0	0	0	0	0	0	0	0	0	0	0	0	0	1	0	0	.000
Totals		0gs	0	0	0	0	0	0	0	0	0	0	0	0	0	0	0	2	0	0	.000

On base pct. .000 • Slugging pct. .000

#20 Elijah Trest - 9 appearances (All games)

Date	Opponent	GS	IP	H	R	ER	BB	SO	2B	3B	HR	WP	BK	HBP	IBB	Score	W-L	Sv	ERA	NP
Feb 27	vs Stanford		1.1	1	1	1	1	1	1	0	0	0	0	0	0	0-5	0-0	0	6.75	34
Mar 12	UIC		1.0	0	0	0	0	1	0	0	0	0	0	1	0	10-1	0-0	0	3.86	14
Mar 15	GRAMBLING		1.0	0	0	0	0	2	0	0	0	0	0	0	0	14-1	0-0	0	2.70	10
Mar 26	at Mizzou		0.1	2	2	2	0	0	0	0	0	1	0	0	0	5-7	0-1	0	7.36	15
Apr 02	MISSISSIPPI STA		1.0	0	0	0	0	0	0	0	0	0	0	0	0	12-5	0-1	0	5.79	7
Apr 05	CENTRAL ARKAN		1.0	0	0	0	0	2	0	0	0	0	0	0	0	21-9	0-1	0	4.76	14
Apr 12	UAPB-1		2.0	0	0	0	1	3	0	0	0	0	0	0	0	15-0	0-1	0	3.52	32
Apr 19	ARKANSAS STAT		1.2	1	0	0	3	2	1	0	0	0	0	0	0	10-1	0-1	0	2.89	39
Apr 24	at Texas A&M		1.0	1	1	0	2	0	0	0	0	0	0	0	0	10-11	0-1	0	2.61	26
Totals		0	10.1	5	4	3	7	11	2	0	0	1	0	1	0	97-40	0-1	0	2.61	-



#12 Michael Turner - 38 games (All games)

Date	Opponent	Pos	AB	R	H	RBI	2B	3B	HR	BB	SB	CS	HBP	SAC	SF	GDP	K	PO	A	E	Avg
Feb 18	ILLINOIS STATE	*c	3	0	0	0	0	0	0	0	0	0	1	0	0	0	2	6	3	0	.000
Feb 19	ILLINOIS STATE	*c	4	0	2	1	1	0	0	0	0	0	0	0	0	0	0	10	0	0	.286
Feb 20	ILLINOIS STATE	*c	1	0	0	0	0	0	0	0	0	0	0	0	0	0	1	3	0	0	.250
Feb 25	vs Indiana	*c	4	0	1	1	0	1	0	0	0	0	0	0	0	0	0	15	1	0	.250
Feb 27	vs Stanford	*c	3	0	1	0	0	0	0	1	0	0	0	0	0	0	1	8	2	0	.267
Feb 27	vs Louisiana	*1b	3	0	1	1	0	0	0	2	0	0	0	0	0	0	1	7	0	0	.278
Mar 02	OMAHA	*c	3	2	3	3	0	0	1	0	0	0	0	0	1	0	0	4	0	0	.381
Mar 04	SOUTHEASTERN	*c	4	0	0	0	0	0	0	0	0	0	0	0	0	0	0	10	3	0	.320
Mar 05	SOUTHEASTERN-	*c	4	1	2	3	1	0	1	0	0	0	0	0	0	0	0	11	0	0	.345
Mar 05	SOUTHEASTERN-	*1b/c	3	3	1	1	0	0	0	2	0	0	0	0	0	0	0	11	1	0	.344
Mar 10	UIC-1	*c	4	1	2	3	0	0	0	0	0	0	0	0	0	0	1	15	2	0	.361
Mar 10	UIC-2	*1b/c	3	0	1	1	0	0	0	2	0	0	0	0	0	1	0	7	4	0	.359
Mar 12	UIC	*c	4	2	4	2	0	0	1	1	0	0	0	0	0	0	0	11	2	0	.419
Mar 13	UIC	*c	4	1	1	1	1	0	0	0	0	0	0	0	1	0	1	10	0	0	.404
Mar 15	GRAMBLING	*dh	4	1	1	3	0	0	1	0	0	0	0	0	1	0	1	0	0	0	.392
Mar 16	GRAMBLING	*1b	4	1	0	0	0	0	0	1	0	0	0	0	0	0	1	7	0	0	.364
Mar 18	KENTUCKY	*c	4	1	1	0	1	0	0	1	0	0	0	0	0	0	2	10	0	0	.356
Mar 19	KENTUCKY	*c	4	3	2	0	1	0	0	1	0	0	0	0	0	0	1	12	0	0	.365
Mar 20	KENTUCKY	*c	2	0	1	0	0	0	0	2	0	0	0	0	0	0	1	10	0	0	.369
Mar 25	at Mizzou	*c	5	1	2	3	1	0	0	0	0	0	0	0	0	0	2	17	1	0	.371
Mar 26	at Mizzou	*c	4	0	0	0	0	0	0	0	0	0	0	0	0	0	0	9	2	0	.351
Mar 27	at Mizzou	*c	5	1	2	1	0	0	0	0	0	0	0	0	0	2	0	10	0	0	.354
Mar 29	LITTLE ROCK	*1b	5	2	3	1	2	0	0	1	0	0	0	0	0	0	1	8	0	0	.369
Apr 01	MISSISSIPPI STA	*c	4	1	1	2	0	0	0	0	0	0	0	0	1	0	0	8	0	0	.364
Apr 02	MISSISSIPPI STA	*c	4	0	0	0	0	0	0	1	0	0	0	0	0	0	0	9	0	0	.348
Apr 03	MISSISSIPPI STA	*c	6	0	1	0	0	0	0	0	0	0	0	0	0	0	3	15	0	0	.337
Apr 07	at Florida	*c	5	1	3	2	1	0	0	0	0	0	0	0	0	1	1	7	3	0	.350
Apr 08	at Florida	*c	3	0	1	0	0	0	0	1	0	0	0	0	0	0	0	3	1	0	.349
Apr 09	at Florida	*c	5	1	1	0	0	0	0	0	0	0	0	0	0	0	0	10	1	0	.342
Apr 12	UAPB-2	*dh	3	0	0	0	0	0	0	0	0	0	1	0	0	1	1	0	0	0	.333
Apr 14	LSU	*c	3	1	1	1	0	0	0	1	0	0	0	0	0	0	1	11	0	1	.333
Apr 15	LSU	*c	4	1	3	2	1	0	1	0	0	0	0	0	0	0	0	8	0	0	.347
Apr 16	LSU	*c	4	0	1	0	0	0	0	0	0	0	0	0	0	0	0	13	0	0	.344
Apr 19	ARKANSAS STAT	*dh	4	1	1	0	0	0	0	1	0	0	0	0	0	0	0	0	0	0	.341
Apr 22	at Texas A&M	*c	4	0	1	1	0	0	0	0	0	0	0	0	0	0	1	9	0	0	.338
Apr 23	at Texas A&M	*c	4	0	1	0	0	0	0	0	0	0	0	0	0	0	1	5	0	1	.336
Apr 24	at Texas A&M	*c	5	2	2	0	0	0	0	0	0	0	0	0	0	0	2	10	0	0	.338
Apr 26	vs Central Arkansa	*dh	4	0	0	0	0	0	0	1	0	0	0	0	0	1	1	0	0	0	.329
Totals		37gs	146	28	48	33	10	1	5	19	0	0	2	0	4	6	27	319	26	2	.329

On base pct. .404 • Slugging pct. .514

#25 Brady Tygart - 3 games (All games)

Date	Opponent	Pos	AB	R	H	RBI	2B	3B	HR	BB	SB	CS	HBP	SAC	SF	GDP	K	PO	A	E	Avg
Apr 03	MISSISSIPPI STA	p	0	0	0	0	0	0	0	0	0	0	0	0	0	0	0	0	1	0	.000
Apr 09	at Florida	p	0	0	0	0	0	0	0	0	0	0	0	0	0	0	0	0	0	1	.000
Apr 14	LSU	p	0	0	0	0	0	0	0	0	0	0	0	0	0	0	0	0	1	0	.000
Totals		0gs	0	0	0	0	0	0	0	0	0	0	0	0	0	0	0	0	2	1	.000

On base pct. .000 • Slugging pct. .000



III INDIVIDUAL GAME-BY-GAME

#25 Brady Tygart - 13 appearances (All games)

Date	Opponent	GS	IP	H	R	ER	BB	SO	2B	3B	HR	WP	BK	HBP	IBB	Score	W-L	Sv	ERA	NP
Mar 02	OMAHA		1.0	2	0	0	0	2	0	0	0	0	0	0	0	15-3	0-0	0	0.00	16
Mar 05	SOUTHEASTERN-		1.0	1	0	0	0	1	0	0	0	0	0	0	0	4-2	0-0	1	0.00	8
Mar 10	UIC-2		1.1	0	0	0	1	2	0	0	0	0	0	1	0	5-4	1-0	1	0.00	24
Mar 13	UIC		2.1	4	2	2	1	2	0	0	0	0	0	0	0	10-8	1-0	1	3.18	36
Mar 20	KENTUCKY		2.0	1	0	0	0	1	0	0	0	0	0	1	0	3-1	1-0	2	2.35	31
Mar 25	at Mizzou		2.0	2	0	0	0	5	0	0	0	0	0	0	0	7-5	1-0	3	1.86	37
Mar 27	at Mizzou		1.2	0	0	0	0	2	0	0	0	0	0	1	0	6-4	1-0	4	1.59	23
Apr 03	MISSISSIPPI STA		3.2	1	0	0	1	7	0	0	0	0	0	1	0	3-5	1-0	4	1.20	59
Apr 09	at Florida		2.2	2	2	2	2	4	1	0	0	0	0	0	0	7-9	1-1	4	2.04	52
Apr 14	LSU		2.0	3	0	0	1	1	0	0	0	0	0	0	0	5-4	1-1	5	1.83	43
Apr 16	LSU		1.0	0	0	0	1	1	0	0	0	0	0	0	0	6-2	1-1	5	1.74	19
Apr 23	at Texas A&M		1.0	1	0	0	0	1	0	0	0	0	0	0	0	3-1	1-1	6	1.66	12
Apr 24	at Texas A&M		1.0	0	0	0	0	1	0	0	0	0	0	0	0	10-11	1-1	6	1.59	15
Totals		0	22.2	17	4	4	7	30	1	0	0	0	0	4	0	84-59	1-1	6	1.59	-

#9 Drake Varnado - 14 games (All games)

Date	Opponent	Pos	AB	R	H	RBI	2B	3B	HR	BB	SB	CS	HBP	SAC	SF	GDP	K	PO	A	E	Avg
Feb 19	ILLINOIS STATE	pr	0	1	0	0	0	0	0	0	0	0	0	0	0	0	0	0	0	0	.000
Feb 27	vs Stanford	pr	0	0	0	0	0	0	0	0	0	0	0	0	0	0	0	0	0	0	.000
Mar 02	OMAHA	ph/2	2	0	0	0	0	0	0	0	0	0	0	0	0	0	2	0	1	0	.000
Mar 12	UIC	pr/2b	0	0	0	0	0	0	0	0	0	0	0	0	0	0	0	0	0	0	.000
Mar 13	UIC	pr/of	0	1	0	0	0	0	0	0	0	0	0	0	0	0	0	0	0	0	.000
Mar 16	GRAMBLING	*of	4	1	2	1	1	0	0	1	1	0	0	0	0	0	1	0	0	0	.333
Mar 29	LITTLE ROCK	*of	2	1	1	2	0	0	0	1	0	0	1	0	1	0	0	1	0	0	.375
Apr 03	MISSISSIPPI STA	pr	0	0	0	0	0	0	0	0	0	0	0	0	0	0	0	0	0	0	.375
Apr 05	CENTRAL ARKAN	of	2	0	0	0	0	0	0	0	0	0	0	0	0	0	0	0	0	0	.300
Apr 07	at Florida	pr/dh	1	0	0	0	0	0	0	0	0	0	0	0	0	0	1	0	0	0	.273
Apr 12	UAPB-1	*of/3b	2	1	1	1	0	0	0	2	0	0	0	0	0	0	0	0	0	0	.308
Apr 14	LSU	ph/of	2	0	0	0	0	0	0	0	0	0	0	0	0	0	1	0	0	0	.267
Apr 20	ARKANSAS STAT	ph/of	2	0	0	0	0	0	0	0	0	0	0	0	0	0	2	0	0	0	.235
Apr 26	vs Central Arkansa	pr/of	0	0	0	0	0	0	0	0	0	1	0	0	0	0	0	0	0	0	.235
Totals		3gs	17	5	4	4	1	0	0	4	1	1	1	0	1	0	7	1	1	0	.235

On base pct. .391 • Slugging pct. .294

#88 Zebulon Vermillion - 2 games (All games)

Date	Opponent	Pos	AB	R	H	RBI	2B	3B	HR	BB	SB	CS	HBP	SAC	SF	GDP	K	PO	A	E	Avg
Mar 19	KENTUCKY	p	0	0	0	0	0	0	0	0	0	0	0	0	0	0	0	1	0	0	.000
Apr 24	at Texas A&M	p	0	0	0	0	0	0	0	0	0	0	0	0	0	0	0	0	1	0	.000
Totals		0gs	0	0	0	0	0	0	0	0	0	0	0	0	0	0	0	1	1	0	.000

On base pct. .000 • Slugging pct. .000

#88 Zebulon Vermillion - 15 appearances (All games)

Date	Opponent	GS	IP	H	R	ER	BB	SO	2B	3B	HR	WP	BK	HBP	IBB	Score	W-L	Sv	ERA	NP
Feb 18	ILLINOIS STATE		1.0	0	0	0	2	1	0	0	0	0	0	0	0	2-3	0-0	0	0.00	22
Feb 27	vs Louisiana		1.0	0	0	0	1	2	0	0	0	0	0	0	0	6-4	1-0	0	0.00	16
Mar 05	SOUTHEASTERN-		1.0	0	0	0	1	1	0	0	0	0	0	0	0	4-2	1-0	0	0.00	13
Mar 12	UIC		2.0	0	0	0	1	3	0	0	0	0	0	1	0	10-1	1-0	0	0.00	37
Mar 15	GRAMBLING		1.0	0	0	0	0	1	0	0	0	0	0	0	0	14-1	1-0	0	0.00	14
Mar 19	KENTUCKY		3.0	0	0	0	1	5	0	0	0	0	0	0	0	9-3	1-0	1	0.00	44
Mar 25	at Mizzou		0.2	3	1	1	0	1	0	0	0	0	0	0	0	7-5	2-0	1	0.93	15
Mar 29	LITTLE ROCK		1.0	2	1	1	0	3	2	0	0	0	0	0	0	16-8	2-0	1	1.69	25
Apr 01	MISSISSIPPI STA		1.0	0	0	0	0	1	0	0	0	0	0	0	0	8-1	2-0	1	1.54	14
Apr 03	MISSISSIPPI STA		1.0	1	0	0	0	0	0	0	0	0	0	0	0	3-5	2-0	1	1.42	7
Apr 07	at Florida		2.0	2	1	1	1	2	1	0	0	0	1	0	0	8-1	2-0	2	1.84	37
Apr 09	at Florida		0.1	1	0	0	0	0	0	0	0	0	0	0	0	7-9	2-0	2	1.80	3
Apr 15	LSU		0.2	1	0	0	1	0	0	0	0	0	0	0	0	4-0	2-0	2	1.72	19
Apr 23	at Texas A&M		0.1	2	0	0	0	0	0	0	0	0	0	0	0	3-1	2-0	2	1.69	10
Apr 24	at Texas A&M		1.0	3	2	2	0	0	0	0	0	0	0	0	0	10-11	2-0	2	2.65	19
Totals		0	17.0	15	5	5	8	20	3	0	0	0	1	1	0	111-55	2-0	2	2.65	-

#7 Cayden Wallace - 41 games (All games)

Date	Opponent	Pos	AB	R	H	RBI	2B	3B	HR	BB	SB	CS	HBP	SAC	SF	GDP	K	PO	A	E	Avg
Feb 18	ILLINOIS STATE	*3b	4	0	0	0	0	0	0	0	0	0	0	0	0	0	1	1	3	0	.000
Feb 19	ILLINOIS STATE	*3b	4	1	2	1	1	0	0	0	0	0	0	0	0	0	0	0	2	0	.250
Feb 20	ILLINOIS STATE	*3b	4	0	1	0	0	1	0	1	0	0	0	0	0	0	0	1	2	0	.250
Feb 25	vs Indiana	*3b	4	2	4	1	2	0	0	1	1	0	0	0	0	0	0	0	1	1	.438
Feb 27	vs Stanford	*3b	4	0	0	0	0	0	0	0	0	0	0	0	0	0	1	1	2	2	.350
Feb 27	vs Louisiana	*3b	4	0	1	0	0	0	0	1	1	0	0	0	0	0	1	0	1	0	.333
Mar 02	OMAHA	*3b	5	3	1	1	0	0	0	1	0	0	0	0	0	0	1	0	1	0	.310
Mar 04	SOUTHEASTERN	*3b	3	0	1	2	0	0	0	0	0	0	0	0	1	0	0	0	4	0	.312
Mar 05	SOUTHEASTERN-	*3b	1	1	0	0	0	0	0	2	0	1	1	0	0	0	0	0	2	0	.303
Mar 05	SOUTHEASTERN-	*3b	5	2	3	0	0	0	0	0	0	0	0	0	0	0	1	0	1	0	.342
Mar 10	UIC-1	*3b	5	3	3	3	0	0	1	0	1	0	0	0	0	0	1	0	0	0	.372
Mar 10	UIC-2	*3b	4	0	1	0	0	0	0	1	0	0	0	0	0	0	0	0	2	0	.362
Mar 12	UIC	*3b	5	2	1	4	0	0	1	0	1	0	0	0	0	0	0	1	0	0	.346
Mar 13	UIC	*3b	4	1	1	6	0	0	1	0	0	0	0	0	1	0	0	0	2	0	.339
Mar 15	GRAMBLING	*3b	2	2	0	1	0	0	0	2	0	0	0	0	1	0	0	0	0	0	.328
Mar 16	GRAMBLING	*3b	2	3	1	1	0	0	0	3	1	0	0	0	1	0	1	0	1	0	.333
Mar 18	KENTUCKY	*3b	5	1	0	0	0	0	0	0	0	0	0	0	0	0	3	1	1	0	.308
Mar 19	KENTUCKY	*3b	5	1	1	0	0	0	0	0	0	0	0	0	0	0	1	1	1	0	.300
Mar 20	KENTUCKY	*3b	4	0	0	0	0	0	0	0	0	0	0	0	0	0	2	0	0	0	.284
Mar 25	at Mizzou	*3b	5	2	3	0	0	0	0	0	0	0	0	0	0	0	1	0	1	1	.304
Mar 26	at Mizzou	*3b	3	1	1	3	1	0	0	2	0	0	0	0	0	0	1	0	3	0	.305
Mar 27	at Mizzou	*3b	4	1	1	0	0	0	0	1	0	0	0	0	0	0	1	0	4	0	.302
Mar 29	LITTLE ROCK	*3b	6	2	2	1	0	0	1	0	0	0	0	0	0	0	1	1	1	0	.304
Apr 01	MISSISSIPPI STA	*3b	5	2	2	0	1	0	0	0	1	0	0	0	0	0	0	0	2	0	.309
Apr 02	MISSISSIPPI STA	*3b	5	0	2	4	1	0	0	0	0	0	0	0	0	0	1	0	2	1	.314
Apr 03	MISSISSIPPI STA	*3b	3	0	1	0	0	0	0	3	0	0	0	0	0	0	1	1	4	0	.314
Apr 05	CENTRAL ARKAN	*3b	3	3	1	1	0	0	0	2	2	0	1	0	0	0	0	0	3	0	.315
Apr 07	at Florida	*3b	4	2	2	2	0	0	1	0	1	0	1	0	0	0	0	1	1	0	.321
Apr 08	at Florida	*3b	5	0	2	0	0	0	0	0	0	0	0	0	0	0	1	0	1	0	.325
Apr 09	at Florida	*3b	5	0	1	0	1	0	0	0	0	0	0	0	0	0	0	1	3	0	.320
Apr 12	UAPB-1	*3b	2	1	1	1	1	0	0	2	1	0	0	0	0	0	1	0	1	0	.323
Apr 12	UAPB-2	*3b	3	1	0	0	0	0	0	1	0	0	0	0	0	0	1	0	0	0	.315
Apr 14	LSU	*3b	5	2	2	0	0	0	0	0	0	0	0	0	0	0	0	0	0	0	.318
Apr 15	LSU	*3b	4	0	2	0	2	0	0	0	0	0	0	0	0	0	0	2	3	0	.324
Apr 16	LSU	*3b	4	0	1	2	0	0	0	0	0	0	0	0	0	0	0	0	5	0	.321
Apr 19	ARKANSAS STAT	*3b	5	0	0	0	0	0	0	0	0	0	0	0	0	0	2	1	1	0	.310
Apr 20	ARKANSAS STAT	*3b	4	0	1	0	1	0	0	1	0	0	0	0	0	0	0	0	2	0	.309
Apr 22	at Texas A&M	*3b	2	0	0	0	0	0	0	2	0	0	0	0	0	0	2	0	1	1	.305
Apr 23	at Texas A&M	*3b	5	0	0	0	0	0	0	0	0	0	0	0	0	0	4	0	4	0	.295
Apr 24	at Texas A&M	*3b	5	2	3	2	0	0	1	0	0	0	0	0	0	0	1	0	2	2	.304
Apr 26	vs Central Arkansa	*3b	3	0	1	0	0	0	0	2	0	0	0	0	0	0	0	0	3	0	.305
Totals		41gs	164	41	50	36	11	1	6	28	10	1	3	0	4	0	31	13	73	8	.305

On base pct. .407 • Slugging pct. .494



III INDIVIDUAL GAME-BY-GAME

#24 Braydon Webb - 36 games (All games)

Date	Opponent	Pos	AB	R	H	RBI	2B	3B	HR	BB	SB	CS	HBP	SAC	SF	GDP	K	PO	A	E	Avg
Feb 19	ILLINOIS STATE	*of	3	1	0	0	0	0	0	1	0	0	0	0	0	0	2	1	0	0	.000
Feb 20	ILLINOIS STATE	*of	3	0	0	0	0	0	0	1	0	0	0	0	0	1	2	1	0	0	.000
Feb 27	vs Stanford	*of	2	0	0	0	0	0	0	2	0	0	0	0	0	0	1	0	0	0	.000
Feb 27	vs Louisiana	pr/of	1	1	0	0	0	0	0	0	0	0	0	0	0	0	0	0	0	0	.000
Mar 02	OMAHA	*of	5	0	0	0	0	0	0	0	0	0	1	0	0	0	2	3	0	0	.000
Mar 05	SOUTHEASTERN-	of	0	0	0	0	0	0	0	0	0	0	0	0	0	0	0	0	0	0	.000
Mar 05	SOUTHEASTERN-	of	0	0	0	0	0	0	0	1	0	0	0	0	0	0	0	0	0	0	.000
Mar 10	UIC-1	*of	4	0	0	0	0	0	0	0	0	0	0	0	0	0	1	1	0	0	.000
Mar 10	UIC-2	of	0	0	0	0	0	0	0	0	0	0	0	0	0	0	0	0	0	0	.000
Mar 13	UIC	*of	2	2	0	0	0	0	0	1	0	0	0	0	0	0	0	2	0	0	.000
Mar 15	GRAMBLING	*of	4	2	1	4	0	0	1	1	0	0	0	0	0	0	2	1	0	0	.042
Mar 16	GRAMBLING	*of	4	1	2	1	0	0	0	2	0	0	0	0	0	0	0	3	0	0	.107
Mar 18	KENTUCKY	*of	4	1	1	0	0	0	0	0	1	0	0	0	0	0	2	1	0	0	.125
Mar 19	KENTUCKY	*of	4	1	1	1	0	0	1	0	0	0	0	0	0	0	1	3	0	0	.139
Mar 20	KENTUCKY	*of	4	1	2	2	0	0	1	0	0	0	0	0	0	0	0	3	0	0	.175
Mar 25	at Mizzou	*of	4	2	2	2	0	0	1	0	0	0	0	0	0	0	1	0	0	0	.205
Mar 26	at Mizzou	*of	3	1	0	0	0	0	0	0	0	0	1	0	0	0	2	2	0	0	.191
Mar 27	at Mizzou	*of	2	0	1	2	1	0	0	1	0	0	0	1	0	0	1	3	0	0	.204
Mar 29	LITTLE ROCK	*of	5	3	3	2	0	0	1	1	2	0	0	0	0	0	1	1	0	1	.241
Apr 01	MISSISSIPPI STA	*of	1	1	0	0	0	0	0	4	1	0	0	0	0	0	1	2	0	0	.236
Apr 02	MISSISSIPPI STA	*of	3	1	0	0	0	0	0	1	1	0	1	0	0	1	0	3	0	0	.224
Apr 03	MISSISSIPPI STA	*of	3	1	2	1	0	0	1	1	0	0	0	1	0	0	1	4	0	0	.246
Apr 05	CENTRAL ARKAN	*of	3	3	2	4	0	0	1	1	0	0	0	0	0	0	1	0	0	0	.266
Apr 07	at Florida	*of	5	1	2	1	0	0	1	0	1	0	0	0	0	0	3	1	0	0	.275
Apr 08	at Florida	*of	4	1	1	0	0	0	0	0	0	0	0	0	0	1	1	4	0	0	.274
Apr 09	at Florida	*of	4	0	0	0	0	0	0	1	0	0	0	0	0	0	1	3	0	0	.260
Apr 12	UAPB-1	*of	4	2	3	1	0	0	1	1	1	0	0	0	0	0	0	1	0	0	.284
Apr 12	UAPB-2	*of	3	0	0	0	0	0	0	0	0	0	0	0	0	0	1	0	0	0	.274
Apr 14	LSU	*of	3	1	1	2	0	0	0	1	0	0	0	0	0	0	0	3	0	0	.276
Apr 15	LSU	*of	4	0	0	0	0	0	0	0	0	0	0	0	0	0	0	4	0	0	.264
Apr 16	LSU	*of	3	1	0	0	0	0	0	1	0	0	0	0	0	1	1	1	0	0	.255
Apr 20	ARKANSAS STAT	*of	2	1	1	1	0	0	0	1	0	0	0	0	0	0	0	1	0	0	.260
Apr 22	at Texas A&M	*of	4	0	1	0	1	0	0	0	0	0	0	0	0	0	2	3	0	0	.260
Apr 23	at Texas A&M	*of	5	0	0	0	0	0	0	0	0	0	0	0	0	0	0	3	0	0	.248
Apr 24	at Texas A&M	*of	5	1	1	0	0	0	0	0	0	0	0	0	0	0	2	3	0	0	.245
Apr 26	vs Central Arkansa	*of	4	1	2	0	0	0	0	0	0	0	0	0	0	0	1	2	0	0	.254
Totals		32qs	114	31	29	24	2	0	9	23	7	0	3	2	0	4	33	63	0	1	.254

On base pct. .393 • Slugging pct. .509

#22 Jaxon Wiggins - 4 games (All games)

Date	Opponent	Pos	AB	R	H	RBI	2B	3B	HR	BB	SB	CS	HBP	SAC	SF	GDP	K	PO	A	E	Avg
Feb 27	vs Louisiana	*p	0	0	0	0	0	0	0	0	0	0	0	0	0	0	0	0	2	0	.000
Mar 05	SOUTHEASTERN-	*p	0	0	0	0	0	0	0	0	0	0	0	0	0	0	0	0	1	0	.000
Mar 13	UIC	*p	0	0	0	0	0	0	0	0	0	0	0	0	0	0	0	0	1	0	.000
Mar 27	at Mizzou	*p	0	0	0	0	0	0	0	0	0	0	0	0	0	0	0	0	1	0	.000
Totals			4gs	0	0	0	0	0	0	0	0	0	0	0	0	0	0	0	5	0	.000

On base pct. .000 • Slugging pct. .000

#22 Jaxon Wiggins - 10 appearances (All games)

Date	Opponent	GS	IP	H	R	ER	BB	SO	2B	3B	HR	WP	BK	HBP	IBB	Score	W-L	Sv	ERA	NP
Feb 20	ILLINOIS STATE	*	5.0	5	1	1	2	5	2	0	0	1	1	0	0	4-2	1-0	0	1.80	77
Feb 27	vs Louisiana	*	6.0	3	3	3	2	4	1	0	0	1	0	1	0	6-4	1-0	0	3.27	91
Mar 05	SOUTHEASTERN-	*	6.1	2	1	1	4	7	0	0	1	1	0	0	0	11-1	2-0	0	2.60	96
Mar 13	UIC	*	3.1	1	5	5	4	5	0	0	0	2	0	2	0	10-8	2-0	0	4.35	67
Mar 20	KENTUCKY	*	6.0	4	0	0	4	8	1	0	0	1	0	0	0	3-1	3-0	0	3.38	96
Mar 27	at Mizzou	*	7.1	4	4	4	3	8	1	0	1	0	0	2	0	6-4	4-0	0	3.71	109
Apr 03	MISSISSIPPI STA	*	5.0	4	2	2	1	5	0	0	2	0	0	1	0	3-5	4-0	0	3.69	80
Apr 09	at Florida	*	4.0	9	7	7	2	5	0	0	2	1	0	0	0	7-9	4-0	0	4.81	80
Apr 16	LSU	*	5.1	9	2	2	3	9	2	0	0	0	0	0	0	6-2	5-0	0	4.66	101
Apr 24	at Texas A&M	*	0.1	3	5	5	3	1	1	0	1	0	0	0	0	10-11	5-1	0	5.55	33
Totals			10	48.2	44	30	30	28	57	8	0	7	7	1	6	0 66-47	5-1	0	5.55	-



	Opponent	Score	Winning Pitcher	Losing Pitcher	Save	Attendance	Time
FEB.							
18	Illinois State	L, 3-2	Hart (1-0)	Ramage (0-1)	Kubiatowicz (1)	10,116	3:00
19	Illinois State	W, 5-1	Smith (1-0)	Sinisko (0-1)	Tole (1)	10,906	2:48
20	Illinois State	W, 4-2	Wiggins (1-0)	Salata (0-1)	Ramage (1)	10,434	3:00
25	vs. Indiana ^	W, 5-2	Noland (1-0)	Modugno (0-2)	Ramage (2)	1,973	3:02
27	vs. #6 Stanford ^	L, 5-0	Mathews (1-1)	Smith (1-1)		3,453	3:32
27	vs. Louisiana ^	W, 6-4	Vermillion (1-0)	Theut (1-1)	Ramage (3)	2,037	3:29
MARCH							
2	Omaha	W, 15-3	Taylor (1-0)	Gordon (0-1)		10,326	4:02
4	Southeastern	L, 7-3	Kinzeler (2-0)	Noland (1-1)	Trahan (2)	9,273	3:12
5	Southeastern [DH-1]	W, 4-2	Smith (2-1)	Harrington (0-2)	Tygart (1)	10,321	2:33
5	Southeastern [DH-2]	W, 11-1 (8)	Wiggins (2-0)	O'Toole (0-2)		10,444	2:41
10	UIC [DH-1]	W, 12-4	Noland (2-1)	Peterson (1-2)		10,420	2:55
10	UIC [DH-2]	W, 5-4	Tygart (1-0)	Shears (1-1)		10,599	3:17
12	UIC	W, 10-1	Smith (3-1)	Lopez (1-1)		10,221	3:06
13	UIC	W, 10-8	Adamiak (1-0)	Shears (1-2)		10,101	3:29
15	Grambling	W, 14-1 (8)	Adamiak (2-0)	Reguero (1-1)		9,381	2:55
16	Grambling	W, 13-3 (8)	Morris (1-0)	Boudreaux (0-2)		9,496	3:28
18	Kentucky *	W, 6-2	Noland (3-1)	Stupp (2-1)		9,993	3:12
19	Kentucky *	W, 9-3	Smith (4-1)	Cottom (1-1)	Vermillion (1)	10,300	2:48
20	Kentucky *	W, 3-1	Wiggins (3-0)	Bosma (2-1)	Tygart (2)	10,317	2:53
23	vs. Omaha &	Canceled					
25	at Missouri *	W, 7-5	Vermillion (2-0)	Landry (1-2)	Tygart (3)	852	3:47
26	at Missouri *	L, 7-5	Lohse (1-1)	Trest (0-1)		907	3:18
27	at Missouri *	W, 6-4	Wiggins (4-0)	Wall (0-2)	Tygart (4)	1,127	2:58
29	Little Rock	W, 16-8	Taylor (2-0)	Davis (0-3)		9,502	3:52
30	Little Rock	Canceled					
APRIL							
1	Mississippi State *	W, 8-1	Noland (4-1)	Johnson (2-2)		11,548	2:48
2	Mississippi State *	W, 12-5	Smith (5-1)	Stinnett (3-1)		11,522	2:43
3	Mississippi State *	L, 5-3 (12)	Fristoe (3-2)	Ramage (0-2)		11,415	3:56
5	UCA	W, 21-9	Morris (2-0)	Fenton (0-2)		9,614	4:02
7	at Florida *	W, 8-1	Noland (5-1)	Barco (5-2)	Vermillion (2)	4,643	2:59
8	at Florida *	L, 7-2	Sproat (4-3)	Smith (5-2)	Purnell (3)	5,795	2:40
9	at Florida *	L, 9-7	Purnell (3-2)	Tygart (1-1)		5,806	3:12
12	UAPB [DH-1]	W, 15-0 (7)	Ramage (1-2)	Elarton (2-5)		8,959	2:19
12	UAPB [DH-2]	W, 6-0 (7)	McEntire (1-0)	Little (1-2)		8,973	2:09
14	#15 LSU *	W, 5-4	Taylor (3-0)	Cooper (2-2)	Tygart (5)	10,270	3:39
15	#15 LSU *	W, 4-0	Smith (6-2)	Money (2-3)	Taylor (1)	10,811	2:40
16	#15 LSU *	W, 6-2	Wiggins (5-0)	Taylor (4-1)		11,049	3:04
19	Arkansas State	W, 10-1	Ramage (2-2)	Holt (0-2)		9,286	3:28
20	Arkansas State	W, 10-3	Tole (1-0)	Frederick (0-2)		9,002	3:18
22	at Texas A&M *	L, 2-1	Dettmer (4-2)	Noland (5-2)	Palisch (2)	6,972	2:58
23	at Texas A&M *	W, 3-1	Morris (3-0)	Dallas (4-2)	Tygart (6)	7,012	3:44
24	at Texas A&M *	L, 11-10	Rudis (3-0)	Wiggins (5-1)	Palisch (3)	6,016	3:54
26	vs. UCA %	W, 2-1 (1)	Tole (2-0)	Shoultz (3-4)		10,333	3:06
29	Ole Miss *						
30	Ole Miss *						
MAY							
1	Ole Miss *						
3	Missouri State						
6	at Auburn *						
7	at Auburn *						
8	at Auburn *						
13	Vanderbilt *						
14	Vanderbilt *						
15	Vanderbilt *						
19	at Alabama *						
20	at Alabama *						
21	at Alabama *						

* SEC opponent

^ Karbach Round Rock Classic (Dell Diamond in Round Rock, Texas)

& Game played at Kauffman Stadium in Kansas City, Mo.

% Game played at Dickey-Stephens Stadium in North Little Rock, Ark.