



ARKANSAS BASEBALL



ArkansasRazorbacks.com ||| @RazorbackBSB ||| Contact: Oliver Grigg (ogrigg@uark.edu)

2022 SCHEDULE & RESULTS

FEBRUARY

18	ILLINOIS STATE	SECN+	L, 3-2
19	ILLINOIS STATE	SECN+	W, 5-1
20	ILLINOIS STATE	SECN+	W, 4-2
25	vs. Indiana ^	FloBaseball	W, 5-2
27	vs. #6 Stanford ^	FloBaseball	L, 5-0
27	vs. Louisiana ^	FloBaseball	W, 6-4

MARCH

2	OMAHA	SECN+	W, 15-3
4	SOUTHEASTERN	SECN+	L, 7-3
5	SOUTHEASTERN [DH-1]	SECN+	W, 4-2
5	SOUTHEASTERN [DH-2]	SECN+	W, 11-1 (8)
10	UIC [DH-1]	SECN+	W, 12-4
10	UIC [DH-2]	SECN+	W, 5-4
12	UIC	SECN+	W, 10-1
13	UIC	SECN+	W, 10-8
15	GRAMBLING	SECN+	W, 14-1 (8)
16	GRAMBLING	SECN+	W, 13-3 (8)
18	KENTUCKY *	SECN+	W, 6-2
19	KENTUCKY *	SECN+	W, 9-3
20	KENTUCKY *	SECN+	W, 3-1
23	vs. Omaha &	YurView	Canceled
25	at Missouri *	SECN+	W, 7-5
26	at Missouri *	SECN	L, 7-5
27	at Missouri *	SECN+	W, 6-4
29	LITTLE ROCK	SECN+	W, 16-8
30	LITTLE ROCK	SECN+	Canceled

APRIL

1	MISSISSIPPI STATE *	SECN	W, 8-1
2	MISSISSIPPI STATE *	SECN+	W, 12-5
3	MISSISSIPPI STATE *	SECN+	L, 5-3 (12)
5	UCA	SECN+	W, 21-9
7	at Florida *	SECN	W, 8-1
8	at Florida *	SECN+	L, 7-2
9	at Florida *	SECN+	L, 9-7
12	UAPB [DH-1]	SECN+	W, 15-0 (7)
12	UAPB [DH-2]	SECN+	W, 6-0 (7)
14	#15 LSU *	SECN+	W, 5-4
15	#15 LSU *	SECN	W, 4-0
16	#15 LSU *	SECN+	W, 6-2
19	ARKANSAS STATE	SECN+	W, 10-1
20	ARKANSAS STATE	SECN+	W, 10-3
22	at Texas A&M *	SECN	L, 2-1
23	at Texas A&M *	SECN+	W, 3-1
24	at Texas A&M *	SECN+	L, 11-10
26	UCA %		W, 2-1 (10)
29	OLE MISS *	SECN+	L, 4-2
30	OLE MISS *	ESPN2	W, 6-3

MAY

1	OLE MISS *	ESPN	W, 4-3
3	MISSOURI STATE	SECN+	L, 6-4
6	at #19 Auburn *	SECN+	W, 11-8
7	at #19 Auburn *	SECN	L, 5-3
8	at #19 Auburn *	SECN+	W, 7-4
13	#24 VANDERBILT *	SECN+	L, 9-6 (10)
14	#24 VANDERBILT *	SECN+	W, 11-6
15	#24 VANDERBILT *	SECN+	L, 5-0 (7)
19	at Alabama *	SECN+	W, 7-3
20	at Alabama *	SECN	L, 8-6
21	at Alabama *	SECN+	L, 18-5
25	vs. Alabama \$	SECN	L, 4-3
27	vs. Florida \$	SECN	L, 7-5

JUNE

3	vs. Grand Canyon !	SECN	W, 7-1
4	at #6 Oklahoma State !	ESPN+	W, 20-12
5	at #6 Oklahoma State !	ESPN+	L, 14-10 (10)
6	at #6 Oklahoma State !	ESPN2	W, 7-3
11	vs. #11 North Carolina +	ESPN	W, 4-1
12	vs. #11 North Carolina +	ESPN2	Noon
13 (if nec.)	vs. #11 North Carolina +	TBD	TBD

All times Central; Home game in BOLD
* - SEC opponent

^ - Karcher Round Rock Classic (Dell Diamond in Round Rock, Texas)
& - Game played at Kauffman Stadium in Kansas City, Mo.

% - Game played at Dickey-Stephens Park in North Little Rock, Ark.

\$ - SEC Tournament (The Hoover Met in Hoover, Ala.)

! - NCAA Stillwater Regional (O'Brate Stadium in Stillwater, Okla.)

+ - NCAA Chapel Hill Super Regional (Boshamer Stadium in Chapel Hill, N.C.)

GAME 62 ||| #11 NORTH CAROLINA vs. #23 ARKANSAS ||| JUNE 12

NCAA CHAPEL HILL SUPER REGIONAL • BOSHAMER STADIUM (CHAPEL HILL, N.C.)



42-21
15-15 ACC



42-19
18-12 SEC

NORTH CAROLINA TAR HEELS

In the Polls..... 11 (BA) | 11 (CB) | 11 (D1Baseball)
..... 15 (NCBWA) | 15 (PG) | 16 (USA Today)
Head Coach..... Scott Forbes
Career Record..... 70-48 (2nd season)
Record at North Carolina Same

ARKANSAS RAZORBACKS

In the Polls..... 21 (BA) | 9 (CB) | 23 (D1Baseball)
..... 10 (NCBWA) | 22 (PG) | 13 (USA Today)
Head Coach..... Dave Van Horn
Career Record..... 1,377-661 (34th season)
Record at Arkansas..... 792-421 (20th season)

ON THE BUMP

North Carolina RHP Max Carlson (7-3, 3.73 ERA)

vs.

Arkansas RHP Will McEntire (1-2, 3.25 ERA)

LEADING OFF

PLAY TODAY, WIN TODAY

- With a win on Sunday, Arkansas will advance to the College World Series.
- Game two of the NCAA Chapel Hill Super Regional is set for noon CT on ESPN2 at Boshamer Stadium.
- Mike Morgan (play-by-play) and Gaby Sanchez (analyst) have the call.

JUST NEED ONE

- With one more win, the Razorbacks will advance to the College World Series for the 11th time in program history.
- North Carolina must win on Sunday as well in Monday's if-necessary game to sabotage the Hogs' Omaha aspirations.
- Arkansas has advanced to Omaha six times under head coach Dave Van Horn: 2004, 2009, 2012, 2015, 2018 & 2019.

SUPER READY

- Head coach Dave Van Horn has led Arkansas to 18 NCAA Tournaments in his 20 seasons at the helm.
- Under Van Horn, the Razorbacks are 65-42 overall in the NCAA Tournament.
- 9 of Arkansas' 10 Super Regional appearances in history have occurred under Van Horn's watch.
- Arkansas is the only team in the country to advance to the Super Regionals in each of the past four postseasons (2018, 2019, 2021 & 2022).

HISTORY LESSON

- Arkansas and UNC had met just once before prior to this weekend's action in the Chapel Hill Super Regional.
- The Hogs are now 2-0 all-time against the Tar Heels, including a 7-3 win in the 1989 College World Series.

DEFENSIVE WIZARDRY

- The Razorbacks rank ninth nationally in fielding percentage this season (.981), committing 41 errors in 61 games.
- Arkansas set a school record in fielding percentage (.980) one year ago with 45 errors over 63 games in 2021.

SOOIEVILLE SLUGGERS

- Arkansas has belted 99 homers through 61 games, led by the trio of INF Cayden Wallace (15), DH Brady Slavens (15) and OF Braydon Webb (14).
- The Hogs hit a nation-leading 109 home runs in 63 games last year, setting a single-season program record.

WILL THE THRILL

- RHP Will McEntire will make his seventh start of the season on the mound in Sunday afternoon's contest.
- The right-hander has emerged as a reliable option for the Hogs, logging a 3.25 ERA with 36 strikeouts in 36 innings of work this year.



Junior infielder **Robert Moore** is a consensus preseason All-American entering the 2022 campaign and one of the top college prospects ahead of the 2022 MLB Draft.

MOORE OF THE SAME

- INF Robert Moore, one of the best college baseball players in the country last year, has done more of the same in 2022.
- Moore slashed .283/.384/.558 with a team-leading 16 home runs and 53 RBI in 2021, his first full season with the Razorbacks.
- The Leawood, Kan., native established himself as one of college baseball's premier middle infielders, earning All-SEC, Newcomer All-SEC and SEC All-Defensive praise after the year.
- Moore became the first Razorback in program history to earn Freshman All-America status in multiple seasons, landing on Baseball America's Freshman All-America Team in 2021 after he was named to Collegiate Baseball's Freshman All-America Team in 2020.
- The switch-hitting infielder entered 2022 as a consensus preseason All-American as well as a watch list honoree for the Golden Spikes Award, mostly recently won by Arkansas RHP Kevin Kopps.
- MLB scouts and talent evaluators will have their eyes on Moore all season long. Baseball America ranks him as the No. 19 overall college prospect for the 2022 MLB Draft as well as the second-best second baseman among all college prospects.
- DIBaseball ranks Moore as the No. 33 college prospect and the second-best collegiate second baseman ahead of the 2022 draft.

NEW NUMBER, SAME JOB

- One of the nation's top shortstops a year ago, INF Jalen Battles opted to not sign during the 2021 MLB Draft and return to Arkansas.
- Battles, a native of San Antonio, Texas, slashed .269/.371/.407 with six homers and 43 RBI in 2021, his first season at Arkansas after transferring from McLennan Community College in Waco, Texas.
- He hit .538 with seven base knocks, including a double and a homer, five RBI and five runs scored in the 2021 SEC Tournament to earn MVP honors and help Arkansas win its first SEC Tournament title.
- The slick-handed infielder, who wore No. 4 in 2021, now sports the highly sought-after No. 2, which previously belonged to Arkansas head baseball coach Dave Van Horn.
- Van Horn wore the number as a player at Arkansas in 1982 and had donned it since his first season at the helm of his alma mater in 2003. The Razorback skipper, however, struck a deal with Battles that allowed him to don the number if he returned to Arkansas for his senior year in 2022.

TURNER TIME

- C/INF Michael Turner, one of two graduate transfers to join the Hogs this offseason, is in his first year at Arkansas after spending the initial four seasons of his collegiate career at Kent State (2018-21).
- The Warren, Ohio, native earned All-MAC honors in 2019 after hitting .369/.448/.539 with four homers and 42 RBI while posting a .982 fielding percentage and throwing out 12 attempted base stealers.
- Over his four seasons at Kent State, Turner slashed .322/.413/.481 with 11 homers and 88 RBI in 118 games with 107 starts.

LANZO

- Like Turner, OF Chris Lanzilli is in his first year at Arkansas after joining the program as a graduate transfer from Wake Forest, where he spent the first four seasons of his career (2018-21).
- The Stoneham, Mass., native appeared in 170 games with 166 starts while at Wake Forest, finishing his career there with a .298 batting average and 195 hits, 147 RBI, 42 home runs, 46 doubles and 76 walks.
- Lanzilli's 50 career homers are eighth most among all active Division I college baseball players.

THE LOUISIANIMAL

- INF Peyton Stovall is one of the Razorbacks' highly touted newcomers who garnered a ton of preseason hype.
- The Haughton, La., native was a projected first-round pick in the 2021 MLB Draft before he withdrew his name in order to attend Arkansas.
- Stovall was picked as the Preseason SEC Freshman of the Year by both DIBaseball and Baseball America.

CAPTAIN CAYDEN

- Voted a team captain as a sophomore by his teammates, INF/OF Cayden Wallace's value to Arkansas cannot be overstated.
- The Greenbrier, Ark., native burst onto the scene as a true freshman in 2021, becoming the 24th Razorback in program history to earn Freshman All-America status after slashing .279/.369/.500 with 14 homers and 44 RBI on the year.
- The young slugger's 14 homers matched OF Heston Kjerstad's mark (14) for the Arkansas freshman record for home runs in a season as he helped the Razorbacks hit a school-record 109 home runs in 2021.
- Wallace entered 2022 as a preseason All-SEC Second Team honoree at third as well as a watch list honoree for the Golden Spikes Award.



Infielder **Cayden Wallace**, a draft-eligible sophomore, slashed .279/.369/.500 with 14 homers and 44 RBI as a true freshman during the 2021 season.



Senior pitcher **Connor Noland**, a former quarterback for the Arkansas football team, has shown he has what it takes to be the Razorbacks' Friday night starter.

QB1 = SP1

- SP Connor Noland has displayed ace-like qualities through his 17 starts on the mound this season.
- The Hogs' Friday night starter owns a 7-5 record with a rotation-best 3.86 ERA in 100.1 innings, striking out 105 batters to just 33 walks.
- Noland has logged a team-best nine quality starts on the year, most recently firing 6.2 scoreless innings with six strikeouts against #11 North Carolina (June 11) in the NCAA Chapel Hill Super Regional.
- In 2019, Noland was named a Freshman All-American by Perfect Game and earned a spot on the SEC All-Freshman Team after making 19 starts and going 3-5 with a 4.02 ERA in 78.1 innings of work.
- Noland, a native of Greenwood, Ark., began his career at Arkansas as a quarterback on the Razorback football team. He played in four games with one start as a true freshman during the 2018 season, completing 21-of-42 passes for 255 yards and a touchdown.

THE YOUNG ONE

- SP Hagen Smith, Arkansas' youngest player as an 18-year-old true freshman, joined the Razorbacks' starting rotation this season.
- The heralded left-hander posted jaw-dropping numbers as a senior at Bullard High School in Bullard, Texas, going 11-0 with a 0.19 ERA and 168 strikeouts in 73.0 innings during his senior year. He walked 26 while allowing only seven hits and two runs all season.
- Smith tied a state record with seven no-hitters as he was named an All-American by both Baseball America and Perfect Game.

GETTING WIGGY WITH IT

- SP Jaxon Wiggins slid into the Razorbacks' rotation this season after emerging as a valuable arm as a true freshman in 2021.
- The Roland, Okla., native made 17 appearances, including four starts, last season, posting a 3-1 record with a 5.09 ERA and 28 strikeouts in 23.0 innings pitched.
- His four saves were second most on the Razorbacks behind only RHP Kevin Kopps (11), the 2021 Golden Spikes Award winner.
- Wiggins has quickly established himself as one of the hardest throwers in college baseball. According to D1Baseball, the right-hander has thrown the second-hardest pitch (100 mph) this season.
- The right-hander is currently ranked No. 6 on D1Baseball's list of the top-100 college prospects for the 2023 MLB Draft.

FUTURE PROHOGS?

- Five Razorbacks are included in D1Baseball's midseason list of the top-150 prospects for the 2022 MLB Draft.

D1 Rank	Player	Position
17	Cayden Wallace	3B/OF
22	Peyton Pallette	RHP
33	Robert Moore	INF
94	Jalen Battles	SS
108	Connor Noland	RHP

- Three Arkansas standouts are included in the top 50 of Baseball America's list of the top-200 prospects for the 2022 MLB Draft.

BA Rank	Player	Position
19	Robert Moore	INF
35	Peyton Pallette	RHP
46	Cayden Wallace	3B/OF

O CAPTAIN! MY CAPTAIN!

- Arkansas' three team captains, as voted on by their teammates, are OF Zack Gregory, RHP Zebulon Vermillion and INF/OF Cayden Wallace.

J.B. & JOHNELLE HUNT FAMILY BASEBALL DEVELOPMENT CENTER

- The J.B. & Johnelle Hunt Family Baseball Development Center is a 49,000-square foot baseball performance facility, providing student-athletes with an expanded locker room, team meeting room, strength & conditioning center, training room, nutrition center, pitching development center and an in-venue batting tunnel.
- The one-of-a-kind facility sits in the right-field corner of Baum-Walker Stadium, connecting with the west concourse and providing new premium seating areas for games. It also includes a tunnel to connect the facility to the first-base dugout.
- The Norm DeBriyn Champions Lobby features historical displays and interactive content showcasing the history of Razorback baseball.
- The \$27 million facility was funded entirely by athletic revenues, gifts and bond proceeds from a bond issue. No university funds, state funds or student fees were required to complete the project. The facility was approved for construction in June 2019 by the University of Arkansas Board of Trustees.



The \$27 million, 49,000-square foot **J.B. & Johnelle Hunt Family Baseball Development Center** is the only one of its kind in all of college baseball.



SERIES HISTORY

INSIDE THE SERIES (SINCE 1960): NORTH CAROLINA

Overall Series Record: 2-0
 Record in Chapel Hill, N.C.: 1-0
 Record at Neutral Sites: 1-0

IN THE DVH ERA (2003-PRESENT): NORTH CAROLINA

Overall Series Record: 1-0
 Record in Chapel Hill, N.C.: 1-0
 Record at Neutral Sites: 0-0

All-time meetings

DATE	SITE	W/L	SCORE
6/4/89	Omaha, Neb.+	W	7-3
6/11/22	Chapel Hill, N.C.+	W	4-1

BOX SCORE FROM PREVIOUS MEETING



2022 Arkansas Baseball
 #23 Arkansas at #11 North Carolina
 Jun 11, 2022 at Chapel Hill, N.C. (Boshamer Stadium)



Arkansas 4 (42-19)

North Carolina 1 (42-21)

Player	ab	r	h	rbi	bb	so	po	a	lob	Player	ab	r	h	rbi	bb	so	po	a	lob
Braydon Webb cf	4	1	3	0	1	0	3	0	0	Angel Zarate rf	4	0	1	0	0	0	2	0	2
Brady Slavens dh	5	0	2	2	0	1	0	0	1	Mac Horvath 3b	4	0	0	0	0	3	2	2	0
Cayden Wallace 3b	3	0	1	1	1	0	0	2	0	Danny Serretti ss	4	0	2	0	0	0	1	1	0
Michael Turner c	5	0	1	0	0	1	7	1	3	Vance Honeycutt cf	3	1	2	1	1	1	2	1	0
Chris Lanzilli rf	4	0	1	0	0	1	2	0	0	Alberto Osuna dh	4	0	0	0	0	2	0	0	1
Robert Moore 2b	1	0	0	0	1	0	1	3	0	Mikey Madej lf	4	0	1	0	0	0	2	0	4
Jalen Battles ss	4	0	0	0	0	2	1	1	3	Tomas Frick c	4	0	0	0	0	0	7	0	0
Peyton Stovall 1b	4	1	1	1	0	1	8	0	2	Hunter Stokely 1b	3	0	0	0	0	1	10	1	0
Zack Gregory lf	2	2	0	0	2	1	4	0	0	Eric Grintz ph	1	0	0	0	0	1	0	0	0
Connor Noland p	0	0	0	0	0	0	1	2	0	Colby Wilkerson 2b	4	0	2	0	0	0	0	3	1
Evan Taylor p	0	0	0	0	0	0	0	0	0	Max Carlson p	0	0	0	0	0	0	0	0	0
Hagen Smith p	0	0	0	0	0	0	0	0	0	Nik Pry p	0	0	0	0	0	0	1	0	0
Totals	32	4	9	4	5	7	27	9	9	Caden O'Brien p	0	0	0	0	0	0	0	2	0
										Totals	35	1	8	1	1	8	27	10	8

Score by Innings	1	2	3	4	5	6	7	8	9	R	H	E
Arkansas	0	0	0	0	3	0	1	0	0	4	9	0
North Carolina	0	0	0	0	0	0	0	1	0	1	8	0

DP - UNC 1. LOB - ARK 9; UNC 8. 2B - Serretti(17). HR - Stovall(5); Honeycutt(25). HBP - Moore. SH - Moore(2). SF - Wallace(5). SB - Webb(10); Wallace(12); Madej(2).

Arkansas	ip	h	r	er	bb	so	ab	bf	np	North Carolina	ip	h	r	er	bb	so	ab	bf	np
Connor Noland	6.2	6	0	0	1	6	26	27	89	Max Carlson	5.1	6	3	3	2	4	20	24	91
Evan Taylor	1.1	1	1	1	0	1	5	5	14	Nik Pry	0.2	0	1	1	2	0	2	4	16
Hagen Smith	1.0	1	0	0	0	1	4	4	19	Caden O'Brien	3.0	3	0	0	1	3	10	12	35

Win - Noland (7-5). Loss - Carlson (4-3). Save - Smith (2).

WP - Carlson(9). HBP - by Carlson (Moore). Inherited runners/scored: Taylor 1/0; Pry 1/0; O'Brien 2/1. Pitches/strikes: Noland 89/61; Taylor 14/9; Smith 19/14; Carlson 91/54; Pry 16/7; O'Brien 35/30.

Umpires - HP: Angel Campos 1B: Scott Kennedy 2B: Mike Morris 3B: Brian Marine
 Start: 11:07 am Time: 2:54 Attendance: 3794
 Weather: 81, Partly Cloudy
 Pry faced 2 batters in the 7th.

HONORED HOGS

Jalen Battles

Brooks Wallace Award Watch List
 NCAA Stillwater Regional All-Tournament Team (SS)

Robert Moore

Consensus Preseason All-American (2B)
 • Baseball America: Second Team
 • Collegiate Baseball: Second Team
 • D1Baseball: Second Team
 • NCBWA: Second Team
 • Perfect Game: Third Team
 Preseason All-SEC First Team (2B)
 USA Baseball Golden Spikes Award Preseason Watch List
 SEC All-Defensive Team (2B)

Connor Noland

USA Baseball Golden Spikes Award Midseason Watch List
 College Baseball Foundation Pitcher of the Year Award Watch List
 SEC All-Defensive Team (P)
 NCAA Stillwater Regional All-Tournament Team (P)

Peyton Palette

Perfect Game Preseason All-American (Third Team, SP)

Kole Ramage

Karbach Round Rock Classic All-Tournament Team

Brady Slavens

Preseason All-SEC Second Team (OF)

Hagen Smith

SEC Freshman of the Week (April 18)
 College Baseball Foundation National Pitcher of the Week (Week 9)
 Freshman All-SEC Team
 Collegiate Baseball Newspaper Freshman All-American

Peyton Stovall

Baseball America Preseason SEC Freshman of the Year
 Baseball America Preseason All-American (Third Team, 1B)
 D1Baseball Preseason SEC Freshman of the Year
 NCAA Stillwater Regional All-Tournament Team (1B)

Michael Turner

Buster Posey National Collegiate Catcher of the Year Award Semifinalist
 NCAA Stillwater Regional Most Outstanding Player
 NCAA Stillwater Regional All-Tournament Team (C)

Brady Tygart

Perfect Game Midseason Freshman All-American (RP)
 NCBWA Stopper of the Year Midseason Watch List
 SEC Freshman of the Week (May 2)
 Freshman All-SEC Team
 Collegiate Baseball Newspaper Freshman All-American

Cayden Wallace

Preseason All-SEC Second Team (3B)
 USA Baseball Golden Spikes Award Preseason Watch List
 Karbach Round Rock Classic All-Tournament Team
 SEC Co-Player of the Week (March 14)
 Collegiate Baseball Newspaper National Player of the Week (March 14)
 NCAA Stillwater Regional All-Tournament Team (3B)

Braydon Webb

SEC Player of the Week (May 2)
 CoSIDA Academic All-District Team (District 6)
 SEC Community Service Team
 CoSIDA Academic All-America Third Team

Jaxon Wiggins

Baseball America Preseason All-American (Third Team, SP)



Catcher **Michael Turner**, a grad transfer from Kent State, was named the NCAA Stillwater Regional's Most Outstanding Player after slashing .444/.545/.833 with two homers and 11 runs batted in to help power Arkansas past regional host and No. 7 national seed Oklahoma State en route to its 10th Super Regional appearance in program history.



NCAA SUPER REGIONALS

SOUTHEASTERN CONFERENCE

JUNE 12

EASTERN DIVISION

Table with 14 columns: Team, SEC, Pct., GB, All, Pct., Home, Away, Neutral, Div., Top 25, Top 10, L10, Streak. Rows include Tennessee, Georgia, Florida, Vanderbilt, South Carolina, Kentucky, Missouri.

SEC Champion and SEC Tournament Champion

WESTERN DIVISION

Table with 14 columns: Team, SEC, Pct., GB, All, Pct., Home, Away, Neutral, Div., Top 25, Top 10, L10, Streak. Rows include Texas A&M, Arkansas, LSU, Auburn, Ole Miss, Alabama, Mississippi State.

^ SEC Western Division Champion

SCHEDULE (ALL TIMES EASTERN)

NCAA Regionals

Friday, June 3

#9 Arkansas 7, Grand Canyon 1 (Stillwater, Okla.)
at #3 Texas A&M 8, Oral Roberts 2
San Diego 3, Vanderbilt 2 (Corvallis, Ore.)
at #1 Tennessee 10, Alabama State 0
at #18 Florida 7, Central Michigan 3
Ole Miss vs. Arizona - postponed
#19 LSU 14, Kennesaw State 11 (Hattiesburg, Miss.)
at #20 Auburn 19, SE Louisiana 7
VCU 8, Georgia 1 (Chapel Hill, N.C.)

Saturday, June 4

Georgia 24, Hofstra 1 (Chapel Hill, N.C.)
Ole Miss 7, Arizona 4 (Coral Gables, Fla.)
Vanderbilt 21, New Mexico State 1 (Corvallis, Ore.)
#9 Arkansas 20, at #5 Oklahoma State 12
at #20 Auburn 21, Florida State 7
#8 Oklahoma 9, at #18 Florida 4
#19 LSU 7, #10 Southern Miss 6 (10 inn.) (Hattiesburg, Miss.)
at #1 Tennessee 12, Campbell 7
at #3 Texas A&M 9, UL-Lafayette 6

Sunday, June 5

at #11 North Carolina 6, Georgia 5
at #18 Florida 6, Central Michigan 5
at #18 Florida 7, #8 Oklahoma 2
Ole Miss 2, at #6 Miami 1
Vanderbilt 14, San Diego 4 (Corvallis, Ore.)
Vanderbilt 8, at #2 Oregon State 1
at #5 Oklahoma State 14, #9 Arkansas 10 (10 inn.)
at #20 Auburn 11, #13 UCLA 4 (concluded Monday)
at #10 Southern Miss 8, #19 LSU 4
at #1 Tennessee 9, Georgia Tech 6
at #3 Texas A&M 15, #12 TCU 9

Monday June 6

#8 Oklahoma 5, at #18 Florida 4
Ole Miss 22, Arizona 6 (Coral Gables, Fla.)
at #10 Southern Miss 8, #19 LSU 7
at #2 Oregon State 7, Vanderbilt 6
#9 Arkansas 7, at #5 Oklahoma State 3

NCAA Super Regionals

Friday, June 10

#6 Notre Dame 8, at #1 Tennessee 6
at #3 Texas A&M 5, #6 Louisville 4

Saturday, June 11

#8 Arkansas 4, at #11 North Carolina 1
at #1 Tennessee 12, #6 Notre Dame 4
at #3 Texas A&M 4, #6 Louisville 3
#16 Ole Miss 10, at #10 Southern Miss 0
#8 Auburn 7, at #2 Oregon State 5

Sunday, June 12

#8 Arkansas at #11 North Carolina - 1 p.m. (ESPN2)
#6 Notre Dame at #1 Tennessee - 1 p.m. (ESPN)
#16 Ole Miss at #10 Southern Miss - 4 p.m. (ESPN)
#8 Auburn at #2 Oregon State - 10 p.m. (ESPN2)

Monday, June 13

*#8 Arkansas at #11 North Carolina - TBD
*#16 Ole Miss at #10 Southern Miss - TBD
*#8 Auburn at #2 Oregon State - TBD

*if necessary



2022 NCAA DIVISION I BASEBALL TOURNAMENT

2022 NCAA Division I Baseball Championship



Men's College World Series (MCWS)
 June 17-26/27
 Omaha, Nebraska
 Double Elimination
 First-Round Pairings
 Best-of-Three MCWS Finals

Super Regionals
 June 10-12 or June 11-13
 *Campus or Neutral Sites
 Double Elimination
 First-Round Pairings
 Best-of-Three Games

Regionals
 June 3-6
 *Campus or Neutral Sites
 Double Elimination
 First-Round Pairings

#1 *Tennessee (53 - 7) vs. #4 Alabama St. (34 - 23)	#1 *Tennessee (56-7) Regional Champion Series tied 1-1 Notre Dame, 8, Tennessee 6 Tennessee 12, Notre Dame 4 June 12 - 7 p.m. (ESPN2) All times are Eastern	#1 *Tennessee (53-7) Regional Champion	#1 *Tennessee (53-7) Super Regional Champion
#3 Campbell (40 - 17) vs. #2 Georgia Tech (34 - 22)	Notre Dame (38-14) Regional Champion	#3 Campbell (40-17) Regional Champion	#3 Campbell (40-17) Regional Champion
#1 *Ga. Southern (40 - 18) vs. #4 UNC Greensboro (24 - 28)	All times are Eastern	#1 *Ga. Southern (40-18) Regional Champion	#1 *Ga. Southern (40-18) Super Regional Champion
#3 Texas Tech (37 - 20) vs. #2 Notre Dame (35 - 14)	Notre Dame (38-14) Regional Champion	#3 Texas Tech (37-20) Regional Champion	#3 Texas Tech (37-20) Regional Champion
#1 *Texas (42 - 19) vs. #4 Air Force (30 - 27)	Texas (45-19) Regional Champion Series tied 1-1 East Carolina 13, Texas 7 Texas 9, East Carolina 8 June 12 - 4 p.m. (ESPN2) All times are Eastern	#1 *Texas (42-19) Regional Champion	#1 *Texas (42-19) Super Regional Champion
#3 DBU (34 - 22 - 1) vs. #2 Louisiana Tech (42 - 19)	East Carolina (36-18-1) Regional Champion	#3 DBU (34-22-1) Regional Champion	#3 DBU (34-22-1) Regional Champion
#1 *East Carolina (42 - 18) vs. #4 Coppin St. (24 - 28)	All times are Eastern	#1 *East Carolina (42-18) Regional Champion	#1 *East Carolina (42-18) Super Regional Champion
#3 Coastal Carolina (36 - 18 - 1) vs. #2 Virginia (38 - 17)	East Carolina (42-18) Regional Champion	#3 Coastal Carolina (36-18-1) Regional Champion	#3 Coastal Carolina (36-18-1) Regional Champion
#1 *Texas A&M (37 - 18) vs. #4 Oral Roberts (38 - 18)	Texas A&M won 2-0 Texas A&M 5, Louisiana Tech 4 Texas A&M 4, Louisville 3 All times are Eastern	#1 *Texas A&M (37-18) Regional Champion	#1 *Texas A&M (37-18) Super Regional Champion
#3 Louisiana (36 - 21) vs. #2 TCU (36 - 20)	All times are Eastern	#3 Louisiana (36-21) Regional Champion	#3 Louisiana (36-21) Regional Champion
#1 *Louisville (38 - 18 - 1) vs. #4 Southeast Mo. St. (37 - 20)	Louisville (42-19-1) Regional Champion	#1 *Louisville (38-18-1) Regional Champion	#1 *Louisville (38-18-1) Super Regional Champion
#3 Michigan (32 - 26) vs. #2 Oregon (35 - 23)	All times are Eastern	#3 Michigan (32-26) Regional Champion	#3 Michigan (32-26) Regional Champion
#1 *Florida (39 - 22) vs. #4 Central Mich. (42 - 17)	Oklahoma (40-21) Regional Champion Series tied 1-1 Oklahoma 5, Virginia Tech 4 Virginia Tech 14, Oklahoma 8 June 12 - 1 p.m. (ESPN2) All times are Eastern	#1 *Florida (39-22) Regional Champion	#1 *Florida (39-22) Super Regional Champion
#3 Liberty (37 - 21) vs. #2 Oklahoma (37 - 20)	All times are Eastern	#3 Liberty (37-21) Regional Champion	#3 Liberty (37-21) Regional Champion
#1 *Virginia Tech (41 - 12) vs. #4 Wright St. (30 - 25)	Virginia Tech (44-12) Regional Champion	#1 *Virginia Tech (41-12) Regional Champion	#1 *Virginia Tech (41-12) Super Regional Champion
#3 Columbia (30 - 16) vs. #2 Gonzaga (36 - 17)	All times are Eastern	#3 Columbia (30-16) Regional Champion	#3 Columbia (30-16) Regional Champion

Men's College World Series (MCWS)
 June 17-26/27
 Omaha, Nebraska
 Double Elimination
 First-Round Pairings
 Best-of-Three MCWS Finals

Super Regionals
 June 10-12 or June 11-13
 *Campus or Neutral Sites
 Double Elimination
 Best-of-Three Games

Regionals
 June 3-6
 *Campus or Neutral Sites
 Double Elimination
 First-Round Pairings

*Stanford (45-15) Regional Champion UConn leads 1-0 UCConn 13, Stanford 12 June 12 - 7 p.m. (ESPN2) June 13 (if necessary) - TBD (TBD) All times are Eastern	#1 *Stanford (41 - 14) vs. #4 Binghamton (22 - 28)	*Stanford (45-15) Regional Champion	*Stanford (45-15) Super Regional Champion
UCConn (48-14) Regional Champion	#3 UC Santa Barbara (43 - 12) vs. #2 Texas St. (45 - 12)	#3 UC Santa Barbara (43-12) Regional Champion	#3 UC Santa Barbara (43-12) Super Regional Champion
All times are Eastern	#1 *Maryland (45 - 12) vs. #4 LIU (37 - 19)	#1 *Maryland (45-12) Regional Champion	#1 *Maryland (45-12) Super Regional Champion
All times are Eastern	#3 UConn (46 - 13) vs. #2 Wake Forest (40 - 17 - 1)	#3 UConn (46-13) Regional Champion	#3 UConn (46-13) Super Regional Champion
All times are Eastern	#1 *North Carolina (38 - 19) vs. #4 Hofstra (30 - 21)	#1 *North Carolina (38-19) Regional Champion	#1 *North Carolina (38-19) Super Regional Champion
All times are Eastern	#3 VCU (40 - 18) vs. #2 Georgia (35 - 21)	#3 VCU (40-18) Regional Champion	#3 VCU (40-18) Super Regional Champion
All times are Eastern	#1 *Oklahoma St. (39 - 20) vs. #4 Missouri St. (30 - 27)	#1 *Oklahoma St. (39-20) Regional Champion	#1 *Oklahoma St. (39-20) Super Regional Champion
All times are Eastern	#3 Grand Canyon (41 - 19) vs. #2 Arkansas (38 - 18)	#3 Grand Canyon (41-19) Regional Champion	#3 Grand Canyon (41-19) Super Regional Champion
All times are Eastern	#1 *Miami (FL) (39 - 18) vs. #4 Canisius (29 - 23)	#1 *Miami (FL) (39-18) Regional Champion	#1 *Miami (FL) (39-18) Super Regional Champion
All times are Eastern	#3 Ole Miss (32 - 22) vs. #2 Arizona (37 - 23)	#3 Ole Miss (32-22) Regional Champion	#3 Ole Miss (32-22) Super Regional Champion
All times are Eastern	#1 *Southern Miss. (43 - 16) vs. #4 Army West Point (31 - 23)	#1 *Southern Miss. (43-16) Regional Champion	#1 *Southern Miss. (43-16) Super Regional Champion
All times are Eastern	#3 Kennesaw St. (35 - 26) vs. #2 LSU (38 - 20)	#3 Kennesaw St. (35-26) Regional Champion	#3 Kennesaw St. (35-26) Super Regional Champion
All times are Eastern	#1 *Auburn (37 - 19) vs. #4 Southeastern La. (30 - 29)	#1 *Auburn (37-19) Regional Champion	#1 *Auburn (37-19) Super Regional Champion
All times are Eastern	#3 Florida St. (33 - 23) vs. #2 UCLA (38 - 22)	#3 Florida St. (33-23) Regional Champion	#3 Florida St. (33-23) Super Regional Champion
All times are Eastern	#1 *Oregon St. (44 - 15) vs. #4 New Mexico St. (24 - 32)	#1 *Oregon St. (44-15) Regional Champion	#1 *Oregon St. (44-15) Super Regional Champion
All times are Eastern	#3 San Diego (36 - 18) vs. #2 Vanderbilt (36 - 21)	#3 San Diego (36-18) Regional Champion	#3 San Diego (36-18) Super Regional Champion



2022 DIVISION I BASEBALL CHAMPIONSHIP



National Top 16 Seeds

1. Tennessee (53-7)
2. Stanford (41-14)
3. Oregon St. (44-15)
4. Virginia Tech (41-12)
5. Texas A&M (37-18)
6. Miami (FL) (39-18)
7. Oklahoma St. (39-20)
8. East Carolina (42-18)
9. Texas (42-19)
10. North Carolina (38-19)
11. Southern Miss. (43-16)
12. Louisville (38-18-1)
13. Florida (39-22)
14. Auburn (37-19)
15. Maryland (45-12)
16. Ga. Southern (40-18)



Don't Bet On It.



© 2022 National Collegiate Athletic Association. No commercial use without the NCAA's written permission.
 * Host Institution

Baseball America

June 7

- 1 Tennessee
- 2 Stanford
- 3 Virginia Tech
- 4 Texas A&M
- 5 Oregon State
- 6 Miami
- 7 Louisville
- 8 Oklahoma
- 9 Maryland
- 10 Gonzaga
- 11 Oklahoma State
- 12 North Carolina
- 13 Texas
- 14 Notre Dame
- 15 TCU
- 16 Texas State
- 17 Southern Miss
- 18 Florida
- 19 UCLA
- 20 East Carolina
- 21 Arkansas**
- 22 Texas Tech
- 23 UC Santa Barbara
- 24 Auburn
- 25 Virginia

D1Baseball

June 7

- 1 Tennessee
- 2 Stanford
- 3 Oregon State
- 4 Virginia Tech
- 5 Texas A&M
- 6 Oklahoma State
- 7 Miami
- 8 Louisville
- 9 Oklahoma
- 10 East Carolina
- 11 North Carolina
- 12 Maryland
- 13 Texas State
- 14 Gonzaga
- 15 Southern Miss
- 16 Texas
- 17 Notre Dame
- 18 Florida
- 19 UCLA
- 20 UC Santa Barbara
- 21 Georgia Southern
- 22 TCU
- 23 Arkansas**
- 24 Texas Tech
- 25 Auburn

Perfect Game

June 7

- 1 Tennessee
- 2 Stanford
- 3 Texas A&M
- 4 Virginia Tech
- 5 Oregon State
- 6 Oklahoma State
- 7 Miami
- 8 Oklahoma
- 9 Texas
- 10 East Carolina
- 11 Louisville
- 12 Southern Miss
- 13 UC Santa Barbara
- 14 Notre Dame
- 15 North Carolina
- 16 Texas Tech
- 17 Gonzaga
- 18 UCLA
- 19 Maryland
- 20 Florida
- 21 Texas State
- 22 Arkansas**
- 23 LSU
- 24 San Diego
- 25 Georgia Southern

USA Today Coaches

June 7

- 1 Tennessee
- 2 Oregon State
- 3 Virginia Tech
- 4 Stanford
- 5 Oklahoma State
- 6 Miami
- 7 Texas A&M
- 8 Maryland
- 9 Louisville
- 10 Southern Miss
- 11 Notre Dame
- 12 Texas
- 13 Arkansas**
- 14 Texas State
- 15 Texas Tech
- 16 North Carolina
- 17 East Carolina
- 18 Gonzaga
- 19 Virginia
- 20 Auburn
- 21 UC Santa Barbara
- 22 Florida
- 23 TCU
- 24 Georgia Southern
- 25 UCLA

Collegiate Baseball

June 7

- 1 Tennessee
- 2 Stanford
- 3 Virginia Tech
- 4 Oregon State
- 5 Texas A&M
- 6 Louisville
- 7 East Carolina
- 8 Arkansas**
- 9 Oklahoma
- 10 Texas
- 11 North Carolina
- 12 Southern Miss
- 13 Notre Dame
- 14 Connecticut
- 15 Auburn
- 16 Ole Miss
- 17 Texas State
- 18 UC Santa Barbara
- 19 Texas Christian
- 20 UCLA
- 21 Oklahoma State
- 22 Texas Tech
- 23 LSU
- 24 Arizona
- 25 Miami
- 26 Maryland
- 27 Florida
- 28 Vanderbilt
- 29 Georgia Tech
- 30 Coastal Carolina

NCBWA

June 7

- 1 Tennessee
- 2 Stanford
- 3 Oregon State
- 4 Virginia Tech
- 5 Texas A&M
- 6 Notre Dame
- 7 Texas
- 8 Auburn
- 9 East Carolina
- 10 Arkansas**
- 11 Louisville
- 12 Oklahoma
- 13 Southern Miss
- 14 Connecticut
- 15 North Carolina
- 16 Oklahoma State
- 17 Maryland
- 18 Texas State
- 19 Ole Miss
- 20 Florida
- 21 UCLA
- 22 Miami
- 23 LSU
- 24 Texas Tech
- 25 Vanderbilt
- 26 UC Santa Barbara
- 27 TCU
- 28 Gonzaga
- 29 Arizona
- 30 Virginia

ARKANSAS IN THE POLLS

	BA	D1Baseball	PG	USA Today	CB	NCBWA
Preseason	8	2	8	4	20	4
Feb. 21	9	2	9	4	23	3
Feb. 28	10	3	11	6	20	7
March 7	9	3	11	7	20	5
March 14	7	3	10	4	18	4
March 21	6	3	6	4	5	2
March 28	4	2	6	2	4	2
April 4	3	2	4	2	3	2
April 11	7	6	9	5	6	4
April 18	4	4	4	3	2	3
April 25	10	5	11	4	3	6
May 2	5	4	5	3	2	4
May 9	5	4	6	4	4	4
May 16	7	7	8	5	6	9
May 23	11	13	12	10	8	10
May 30	21	23	22	13	9	18
June 7	21	23	22	20	8	10
Final	--	--	--	--	--	--

D1 - D1Baseball.com

BA - Baseball America

USA TODAY - USA Today Coaches Poll

PG - Perfect Game

CB - Collegiate Baseball Newspaper

NCBWA - National Collegiate Baseball Writers Association



PERSONAL

Born: Sept. 17, 1960
 Hometown: Kansas City, Mo.
 Alma Mater: Arkansas (1988)
 Masters of Science: East Texas State University (1992)
 Wife: Karen
 Children: Hollan, Mariel
 Named Head Coach at Arkansas: June 21, 2002

PLAYING HISTORY

1982-84 Atlanta Braves Organization
 1982 MLB Draft: 10th Round (Atlanta Braves)
 1982 Arkansas
 1981 MLB Draft: 10th Round (Chicago White Sox)
 1980-81 McLennan Community College

COACHING HONORS

2021 SEC Coach of the Year
 2004 SEC Coach of the Year
 2001 Baseball America National Coach of the Year
 2001 BIG 12 Coach of the Year
 2001 ABCA Midwest Region Coach of the Year
 2000 ABCA Midwest Region Coach of the Year
 1997 Southland Coach of the Year
 1995 Southland Coach of the Year
 1994 NCAA Division II Coach of the Year
 1994 ABCA Central Region Coach of the Year

HALL OF FAME

2019 Arkansas Sports Hall of Fame
 2013 Winnetonka High School Hall of Fame
 2012 Ban Johnson League Hall of Fame
 2001 Central Missouri State Hall of Fame

Dave Van Horn, the 2004 and 2021 SEC Coach of the Year, enters his 20th season at the helm of the Arkansas baseball program in 2022. In his 20 seasons as Head Hog, Van Horn has elevated Arkansas into one of the nation's premier teams. Van Horn has led the Razorbacks to six College World Series appearances, 18 NCAA Tournament berths, two SEC overall titles, six SEC Western Division championships, one SEC Tournament title and a total of 792 wins and counting.

Since returning to his alma mater in 2003 to take over for retiring legendary Arkansas head baseball coach Norm DeBriyn, Van Horn has continued to successfully field nationally competitive teams while grooming two Golden Spikes Award and Dick Howser Trophy winners in Andrew Benintendi and Kevin Kopps as well as numerous All-Americans, all-conference performers and future professional baseball players. Under his watch, 36 Hogs have been named All-Americans, 43 as All-SEC players and 120 have been picked in the MLB Draft. Those 120 draft picks are third most among all active head coaches in the SEC.

Van Horn, who is the second-winningest coach in Arkansas history, has 313 career SEC wins to his name and is one of only five head coaches in college baseball history, along with Mississippi State/Georgia's Ron Polk (453), Ole Miss' Mike Bianco (342), LSU's Skip Bertman (328) and Vanderbilt's Tim Corbin (320), with 300 or more SEC wins in their career.

Including his years at Nebraska, Northwestern State and Central Missouri State, Van Horn has racked up 1,163 wins at four-year institutions, sixth most among all active DI head coaches. He is also one of seven active DI head coaches with 1,100 or more wins at four-year schools.

DVH AGAINST 2022 OPPONENTS				
	W-L	Home	Away	Neutral
Alabama	35-28	19-8	14-16	2-4
Arkansas State	3-0	3-0	0-0	0-0
Auburn	35-23	17-10	17-13	1-0
Florida	29-23	13-5	10-14	6-4
Grambling	9-0	9-0	0-0	0-0
Grand Canyon	5-0	4-0	0-0	1-0
Illinois State	4-3	4-3	0-0	0-0
Indiana	1-0	0-0	0-0	1-0
Kentucky	29-13	16-5	13-8	0-0
Little Rock	3-1	3-1	0-0	0-0
Louisiana	1-0	0-0	0-0	1-0
LSU	25-42	14-17	10-17	1-8
Mississippi State	33-28	18-12	13-14	2-2
Missouri	14-4	7-2	7-2	0-0
Missouri State	19-10	11-8	8-2	0-0
North Carolina	1-0	0-0	1-0	0-0
Oklahoma State	7-6	2-3	4-2	1-1
Ole Miss	31-40	14-19	11-16	6-5
Omaha	1-0	1-0	0-0	0-0
Southeastern	2-1	2-1	0-0	0-0
Stanford	0-2	0-0	0-1	0-1
Texas A&M	18-14	10-5	7-9	1-0
UAPB	5-0	5-0	0-0	0-0
UCA	3-0	2-0	0-0	1-0
UIC	11-1	11-1	0-0	0-0
Vanderbilt	21-24	13-10	7-10	1-4

VAN HORN'S CAREER NUMBERS

Year	School	Record	Pct.	Conf.	Place	Conf. Tourn.	NCAA
1989	Texarkana CC	39-18	.684	NA	NA	NA	--
1990	Texarkana CC	44-14	.759	NA	NA	NA	--
1991	Texarkana CC	45-12	.789	NA	NA	NA	--
1992	Texarkana CC	48-10	.827	NA	1st	NA	--
1993	Texarkana CC	38-18	.678	NA	NA	NA	--
	<i>Totals</i>	<i>214-72</i>	<i>.748</i>	--	--	--	--
1994	Central Missouri State	51-11	.823	15-1	1st (Div.)	1st (4-1)	NCAA DII Champs
	<i>Totals</i>	<i>51-11</i>	<i>.823</i>	<i>15-1</i>	--	<i>1 (4-1)</i>	--
1995	Northwestern State	37-15	.711	19-5	1st	DNP (0-2)	--
1996	Northwestern State	34-27	.557	14-16	2nd (Div.)	2nd (3-2)	--
1997	Northwestern State	35-23	.603	19-9	1st	DNP (0-2)	--
	<i>Totals</i>	<i>106-65</i>	<i>.620</i>	<i>52-30</i>	--	<i>3 (3-6)</i>	--
1998	Nebraska	24-20	.545	10-13	7th	DNQ	DNQ
1999	Nebraska	42-18	.700	16-9	5th	1st (4-0)	NCAA (1-2)
2000	Nebraska	51-17	.750	21-9	2nd	1st (5-1)	NCAA (4-2)
2001	Nebraska	50-16	.758	20-8	1st	1st (4-0)	CWS (5-2)
2002	Nebraska	47-21	.691	16-11	2nd	2nd (3-1)	CWS (5-3)
	<i>Totals</i>	<i>214-92</i>	<i>.699</i>	<i>67-39</i>	--	<i>4 (16-2)</i>	<i>4 (15-9)</i>
2003	Arkansas	35-22	.612	14-16	6th West	T-7th (0-2)	NCAA (1-2)
2004	Arkansas	45-24	.652	19-11	T-1st Overall	4th (2-2)	CWS (6-3)
2005	Arkansas	39-22	.636	13-17	T-5th West	T-7th (0-2)	NCAA (2-2)
2006	Arkansas	39-21	.650	18-12	2nd West	T-7th (0-2)	NCAA (1-2)
2007	Arkansas	43-21	.672	18-12	1st West	2nd (3-1)	NCAA (2-2)
2008	Arkansas	34-24	.586	14-15	4th West	DNQ	NCAA (0-2)
2009	Arkansas	41-24	.631	14-15	4th West	4th (2-2)	CWS (7-2)
2010	Arkansas	43-21	.672	18-12	2nd West	T-7th (0-2)	NCAA (3-3)
2011	Arkansas	40-22	.645	15-15	1st West	T-3rd (2-2)	NCAA (2-2)
2012	Arkansas	46-22	.676	16-14	T-2nd West	T-9th (0-2)	CWS (7-3)
2013	Arkansas	39-22	.639	18-11	2nd West	T-3rd (2-1)	NCAA (2-2)
2014	Arkansas	40-25	.615	16-14	4th West	T-3rd (3-2)	NCAA (2-2)
2015	Arkansas	40-25	.615	17-12	3rd West	T-5th (2-2)	CWS (5-3)
2016	Arkansas	26-29	.473	7-23	7th West	DNQ	DNQ
2017	Arkansas	45-19	.703	18-11	2nd West	2nd (3-2)	NCAA (3-2)
2018	Arkansas	48-21	.696	18-12	T-1st West	T-3rd (2-1)	CWS Runner-Up (9-3)
2019	Arkansas	46-20	.697	20-10	T-1st West	T-5th (1-2)	CWS (5-3)
2020	Arkansas	11-5	.688	--	--	--	--
2021	Arkansas	50-13	.807	22-8	1st Overall	1st (4-0)	NCAA (4-3)
2022	Arkansas	42-19	.689	18-12	2nd West	T-7th (0-2)	NCAA (4-1)
	<i>Totals</i>	<i>792-421</i>	<i>.653</i>	<i>313-252</i>	--	<i>17 (26-29)</i>	<i>18 (65-42)</i>
	<i>CAREER TOTALS</i>	<i>1,377-661</i>	<i>.676</i>	<i>447-322</i>	--	<i>49-38 (.563)</i>	<i>80-51 (.611)</i>

A THE ARKANSAS RAZORBACKS



1
ROBERT MOORE
Jr. • 5-9 • 170 • S/R
INF • Leawood, Kan.




2
JALEN BATTLES
Sr. • 6-2 • 210 • R/R
INF • San Antonio, Texas




3
ZACK GREGORY
R-Jr. • 5-10 • 190 • L/R
INF • Keller, Texas




4
JUDE PUTZ
Fr. • 6-0 • 170 • R/R
INF • Loch Lloyd, Mo.



5
KENDALL DIGGS
Fr. • 6-0 • 205 • L/R
INF • Olathe, Kan.



7
CAYDEN WALLACE
So. • 6-1 • 205 • R/R
INF/OF • Greenbrier, Ark.



8
JACE BOHROFEN
So. • 6-2 • 200 • L/R
OF • Oklahoma City, Okla.



9
DRAKE VARNADO
Fr. • 6-1 • 175 • R/R
INF • Port Neches, Texas




10
PEYTON STOVALL
Fr. • 5-11 • 190 • L/R
INF • Houghton, La.




12
MICHAEL TURNER
Grad. • 6-2 • 205 • L/R
C/INF • Warren, Ohio




13
CONNOR NOLAND
Sr. • 6-2 • 215 • R/R
RHP • Greenwood, Ark.



15
DYLAN LEACH
So. • 5-11 • 205 • S/R
C • Carthage, Texas



17
BRADY SLAVENS
Sr. • 6-3 • 205 • L/R
INF/OF • Olathe, Kan.



18
CHRIS LANZILLI
Grad. • 6-2 • 225 • R/R
INF/OF • Stoneham, Mass.



20
ELIJAH TREST
Sr. • 6-3 • 215 • L/R
RHP • White Oak, Texas



22
JAXON WIGGINS
So. • 6-6 • 225 • R/R
RHP • Roland, Okla.




24
BRAYDON WEBB
Grad. • 6-0 • 200 • R/R
RHP • McKinney, Texas



25
BRADY TYGART
Fr. • 6-2 • 200 • R/R
RHP • Hernando, Miss.



27
NICK MOTEN
Fr. • 6-1 • 210 • R/R
RHP • Florissant, Mo.




28
KOLE RAMAGE
R-Sr. • 6-1 • 205 • R/R
RHP • Southlake, Texas



29
AUSTIN LEDBETTER
Fr. • 6-1 • 190 • R/R
RHP • Bryant, Ark.



31
DYLAN CARTER
Jr. • 6-2 • 205 • R/R
RHP • Bentonville, Ark.



32
ZACK MORRIS
Jr. • 6-3 • 225 • L/L
LHP • Cabot, Ark.



33
HAGEN SMITH
Fr. • 6-3 • 215 • L/L
LHP • Bullard, Texas



34
NICK GRIFFIN
Fr. • 6-4 • 195 • R/R
LHP • Monticello, Ark.



35
VINCENT TRAPANI
Fr. • 6-1 • 225 • R/R
RHP • Eau Claire, Wisc.



36
PEYTON PALLETTE
So. • 6-1 • 180 • R/R
RHP • Benton, Ark.




37
JAKE FAHERTY
Fr. • 6-3 • 185 • R/R
RHP • Georgetown, Ky.



38
MARK ADAMIAK
R-So. • 6-4 • 230 • R/R
RHP • Shawnee, Kan.



39
EVAN TAYLOR
Sr. • 6-4 • 250 • L/L
LHP • Florence, Ala.



41
WILL McENTIRE
R-So. • 6-4 • 225 • R/R
RHP • Bryant, Ark.



43
MILLER PLEIMANN
R-Jr. • 6-4 • 200 • R/R
RHP • Fayetteville, Ark.




44
MAX SOLIZ JR.
Fr. • 6-5 • 220 • R/R
C/OF • Madison, Ala.



46
TYLER CACCIATORI
R-Fr. • 6-6 • 230 • R/R
RHP • Sheridan, Ark.



48
HESTON TOLE
So. • 6-6 • 220 • R/R
RHP • Wichita Falls, Texas



50
MATTHEW MAGRE
So. • 6-1 • 220 • L/L
LHP • Fayetteville, Ark.




55
GABRIEL STARKS
So. • 6-1 • 220 • R/R
RHP • Pine Bluff, Ark.



58
EVAN GRAY
R-So. • 6-4 • 205 • R/R
RHP • Swansea, Ill.



59
ISSAC BRACKEN
Grad. • 6-0 • 190 • R/R
RHP • Berthoud, Colo.



88
ZEBULON VERMILLION
R-Sr. • 6-4 • 240 • L/R
RHP • Prairie Village, Kan.




21
DAVE VAN HORN
Head Coach
20th Season



30
NATE THOMPSON
Assistant Coach
5th Season



47
MATT HOBBS
Assistant Coach
4th Season



6
BOBBY WERNES
Assistant Coach
2nd Season



Director of Operations
15th Season





No.	Player	Pos.	B/T	Yr.	Ht.	Wt.	Hometown / High School / Previous School
1	Robert Moore	INF	S/R	Jr.	5-9	170	Leawood, Kan. / Shawnee Mission East HS
2	Jalen Battles	INF	R/R	Sr.	6-2	210	San Antonio, Texas / James Madison HS / McLennan CC
3	Zack Gregory	OF	L/R	R-Jr.	5-10	190	Keller, Texas / Timber Creek HS
4	Jude Putz	INF	R/R	Fr.	6-0	170	Loch Lloyd, Mo. / Bishop Miege HS
5	Kendall Diggs	INF	L/R	Fr.	6-0	205	Olathe, Kan. / Saint Thomas Aquinas HS
7	Cayden Wallace	INF/OF	R/R	So.	6-1	205	Greenbrier, Ark. / Greenbrier HS
8	Jace Bohrofen	OF	L/R	So.	6-2	200	Oklahoma City, Okla. / Westmoore HS / Oklahoma
9	Drake Varnado	INF/OF	R/R	Fr.	6-1	175	Port Neches, Texas / IMG Academy
10	Peyton Stovall	INF	L/R	Fr.	5-11	190	Haughton, La. / Haughton HS
12	Michael Turner	C/INF	L/R	Grad.	6-2	205	Warren, Ohio / Champion HS / Kent State
13	Connor Noland	RHP	R/R	Sr.	6-2	215	Greenwood, Ark. / Greenwood HS
15	Dylan Leach	C	S/R	So.	5-11	205	Carthage, Texas / Carthage HS
17	Brady Slavens	INF/OF	L/R	Sr.	6-3	205	Olathe, Kan. / Olathe Northwest HS / Wichita State / Johnson County CC
18	Chris Lanzilli	OF	R/R	Grad.	6-2	225	Stoneham, Mass. / Dexter HS / Wake Forest
20	Elijah Trest	RHP	L/R	Sr.	6-3	215	White Oak, Texas / White Oak HS
22	Jaxon Wiggins	RHP	R/R	So.	6-6	225	Roland, Okla. / Roland HS
24	Braydon Webb	OF	R/R	Grad.	6-0	200	McKinney, Texas / McKinney Boyd HS / Grayson CC
25	Brady Tygart	RHP	R/R	Fr.	6-2	200	Hernando, Miss. / Lewisburg HS
27	Nick Moten	RHP	R/R	Fr.	6-1	210	Florissant, Mo. / Westminster Christian Academy
28	Kole Ramage	RHP	R/R	R-Sr.	6-1	205	Southlake, Texas / Southlake Carroll HS
29	Austin Ledbetter	RHP	R/R	Fr.	6-1	190	Bryant, Ark. / Bryant HS
31	Dylan Carter	RHP	R/R	Jr.	6-2	205	Bentonville, Ark. / Bentonville West HS / Crowder College
32	Zack Morris	LHP	L/L	Jr.	6-3	225	Cabot, Ark. / Cabot HS
33	Hagen Smith	LHP	L/L	Fr.	6-3	215	Bullard, Texas / Bullard HS
34	Nick Griffin	LHP	L/L	R-Fr.	6-4	195	Monticello, Ark. / Monticello HS
35	Vincent Trapani	RHP	R/R	Fr.	6-1	225	Eau Claire, Wisc. / Eau Claire Memorial HS
36	Peyton Pallette	RHP	R/R	Jr.	6-1	180	Benton, Ark. / Benton HS
37	Jake Faherty	RHP	R/R	Fr.	6-3	185	Georgetown, Ky. / Great Crossing HS
38	Mark Adamiak	RHP	R/R	R-So.	6-4	230	Shawnee, Kan. / Shawnee Mission Northwest HS
39	Evan Taylor	LHP	L/L	Sr.	6-4	250	Florence, Ala. / Florence HS
41	Will McEntire	RHP	L/R	R-So.	6-4	225	Bryant, Ark. / Bryant HS
43	Miller Pleimann	RHP	R/R	R-Jr.	6-4	200	Fayetteville, Ark. / Fayetteville HS / Wichita State
44	Max Soliz Jr.	C/OF	R/R	Fr.	6-5	220	Madison, Ala. / Bob Jones HS
46	Tyler Cacciatori	RHP	R/R	R-Fr.	6-6	230	Sheridan, Ark. / Sheridan HS
48	Heston Tole	RHP	R/R	So.	6-6	220	Wichita Falls, Texas / IMG Academy
50	Matthew Magre	LHP	L/L	So.	6-1	220	Fayetteville, Ark. / Fayetteville HS
55	Gabriel Starks	RHP	R/R	So.	6-1	220	Pine Bluff, Ark. / Watson Chapel HS
58	Evan Gray	RHP	R/R	R-So.	6-4	205	Swansea, Ill. / Belleville East HS
59	Issac Bracken	RHP	R/R	Grad.	6-0	190	Berthoud, Colo. / Berthoud HS / Northern Colorado
88	Zebulon Vermillion	RHP	L/R	R-Sr.	6-5	240	Prairie Village, Kan. / Shawnee Mission East HS

Coaches & Support Staff

Head Coach:	21 Dave Van Horn, 20th Season (Arkansas, 1988)
Assistant Coach:	30 Nate Thompson, 5th Season (Dallas Baptist, 2006)
Assistant Coach:	47 Matt Hobbs, 4th Season (Missouri, 2002)
Volunteer Assistant Coach:	6 Bobby Wernes, 2nd Season (Arkansas, 2018)
Student Assistant Coach:	14 Cullen Smith, 1st Season (Arkansas, 2021)
Director of Operations:	Clay Goodwin, 15th Season (Arkansas, 2005)
Strength & Conditioning:	Blaine Kinsley, 5th Season (Lenoir-Rhyne, 2010)
Athletic Trainer:	Corey Wood, 11th Season (East Carolina, 2008)
Director of Video & Scouting:	Zach Barr, 5th Season (Arkansas, 2017)
Equipment Manager:	Mark Taylor, 30th Season (Ouachita Baptist, 1988)
Graduate Manager:	DJ Baxendale
Student Managers:	Blake Baxendale, Bryson Halford, Josh Langham, John McElroy, Matthew Schluterman, Matt Wheeler
Sports Information Director:	Oliver Grigg, 2nd Season (Tulane, 2017)
Academics Director:	Jonathan Burgess, 1st Season (Central Arkansas, 2015)
Sports Nutritionist:	Lauren Lyons, 4th Season (Saint Louis, 2017)
Sport Administrator:	Kevin Trainor, 12th Season (Arkansas, 1994)
Administrative Assistant:	Kelly Moore, 19th Season (Arkansas, 2004)

Pronunciation Guide

Mark Adamiak	uh-dom-ee-ack
Jace Bohrofen.....	bore-fin
Tyler Cacciatori.....	catch-a-toree
Miller Pleimann.....	ply-min
Jude Putz	puts
Matthew Magre	mah-gray
Peyton Pallette	pah-let
Kole Ramage.....	ram-idge
Max Soliz Jr.....	so-leez
Brady Slavens	slay-vins
Brady Tygart.....	ty-gert
Bobby Wernes	wer-niss

Team Captains

Zack Gregory.....	R-Jr. / OF
Zebulon Vermillion.....	R-Sr. / RHP
Cayden Wallace.....	Soph. / INF/OF

**THE STARTERS****#12 MICHAEL TURNER** **C** **L/R** **GRAD.** **.307/.379/.498**

Graduate transfer from Kent State ... Has started in 57 of his 58 games played in ... Second on the Razorbacks in hits (71) ... Third in RBI (48), including 14 multi-RBI games ... Fourth on the Hogs in home runs (9) ... Swatted a two-run homer against #6 Oklahoma State in the NCAA Stillwater Regional (June 5) ... Played and started in 25 games (all 25 starts at catcher) in 2021 while at Kent State, slashing .337/.439/.640 with six homers and 22 runs batted in on the year ... Stole five bases in six attempts.

#10 PEYTON STOVALL **1B** **L/R** **FR.** **.275/.367/.404**

Has started in 45 of his 46 games played in ... Five homers and 21 RBI on the year ... Recorded his first collegiate hit against Illinois State (Feb. 20), collecting a double and a run scored ... Swatted a solo homer against #11 North Carolina (June 11) in the NCAA Chapel Hill Super Regional ... Tabbed the Preseason SEC Freshman of the Year by D1Baseball and Baseball America ... Attended Houghton High School in Houghton, La. ... Best prospect and shortstop in Louisiana, according to Prep Baseball Report ... Perfect Game listed him as the top shortstop in Louisiana and the state's No. 2 overall prospect.

#1 ROBERT MOORE **2B** **S/R** **JR.** **.227/.371/.427**

SEC All-Defensive Team honoree at second base ... Has started in all 59 games played in this season ... Eight homers and 42 RBI on the year ... Second on the team in walks (38) ... Second on the team in doubles (16) ... Fifth in RBI (42), including 13 multi-RBI efforts this year ... Hit a pair of homers at #6 Oklahoma State in the NCAA Stillwater Regional (June 4) ... Started and played in 61 games (60 at second, one at shortstop), slashing .283/.384/.558 with a team-high 16 homers and 53 RBI in 2021 ... Led the Razorbacks in runs scored (59) ... Ranked second on the Razorbacks in multi-RBI games with 14.

#7 CAYDEN WALLACE **3B** **R/R** **SO.** **.300/.395/.559**

Team captain ... Only Razorback to start in all 61 games this season ... Team leader in hits (74), runs scored (58), doubles (17), home runs (15) and RBI (57) ... Third on the Hogs in walks (37) ... Team leader in stolen bases (12) ... 18 multi-hit games this season and a team-leading 14 multi-RBI efforts ... Became 24th Razorback in program history to earn Freshman All-America status in 2021 ... Started in 60 games (48 in right, seven at third, four in left, one as DH), slashing .279/.369/.500 with 14 homers and 44 RBI ... Racked up a team-high 67 hits, including 17 multi-hit games on the year.

#2 JALEN BATTLES **SS** **R/R** **SR.** **.288/.354/.482**

Has started in all 60 games played in this season ... Third on the Hogs in hits (65), homers (10) and runs scored (46) ... Hit a go-ahead three-run shot vs. Louisiana (Feb. 27) in the Round Rock Classic ... Swatted two home runs against Mississippi State (April 1), his second collegiate multi-homer game ... Mashed a grand slam at #6 Oklahoma State in the NCAA Stillwater Regional (June 4) ... Started and played in 61 games (all 61 at shortstop), slashing .269/.371/.407 with six homers and 43 RBI in 2021 ... 14 multi-hit games and 11 multi-RBI games ... Five steals ... 2021 SEC Tournament MVP.

#3 ZACK GREGORY **LF** **L/R** **R-JR.** **.228/.444/.402**

Team captain ... Has started in 47 of his 50 games played in this season ... Team leader in on-base percentage (.444) with a team-high 16 HBP ... Perfect 5-for-5 in stolen base attempts this year ... Career-high four hits, including a homer, and four RBI at Florida (April 9) ... Played in 43 games with 32 starts (31 in left, one in right) in 2021, slashing .245/.440/.412 with three homers and 19 RBI ... Drew 26 walks.

#24 BRAYDON WEBB **CF** **R/R** **GRAD.** **.284/.428/.541**

Has played in 55 games with 51 starts ... First on the Hogs in walks (39) ... Second in home runs (14) and runs scored (54) ... Second in slugging percentage (.534) ... Has homered in three consecutive games twice: against Kentucky, at Mizzou (March 19-25); vs. Mississippi State, vs. UCA, at Florida (April 3-7) ... Has the team's second-most steals with a 10-for-11 mark in stolen base attempts this year.

#18 CHRIS LANZILLI **DH** **R/R** **GRAD.** **.322/.426/.487**

Graduate transfer from Wake Forest ... Has started in all 53 games played in this season ... Team leader in batting average (.322) ... Fourth on the team in hits (64) ... His 50 career home runs are eighth most among all active Division I baseball players ... Appeared in 170 games with 166 starts while at Wake Forest ... Finished career there with a .298 batting average, 195 hits, 147 RBI, 42 home runs, 46 doubles and 76 walks ... His 42 home runs rank tied for eighth all-time in Wake Forest history for career blasts.

#17 BRADY SLAVENS **RF** **L/R** **SR.** **.256/.339/.540**

Has played in 57 games with 56 starts ... Tied for team lead on the Hogs in homers (15) ... Second in RBI (54), including 14 multi-RBI games on the year ... Drove in nine runs on six hits in a doubleheader against UAPB (April 12) ... Played in 57 games with 56 starts in 2021 (50 at first, three as designated hitter, three in right), slashing .284/.347/.560 with 14 homers and a team-leading 63 RBI ... Posted team highs in batting average (.284) and slugging (.560) ... Led the Razorbacks in multi-RBI games with 16.

THE BENCH**#4 JUDE PUTZ** **INF** **R/R** **FR.**

Attended Bishop Miege High School in Roeland Park, Kan. ... Ranked the No. 7 overall recruit and third-best prospect in Kansas, according to Perfect Game ... Prep Baseball Report ranked him as the fifth-best shortstop in Kansas and 16th overall prospect in the state.

#5 KENDALL DIGGS **INF** **R/R** **FR.**

Has played in 23 games with 15 starts ... Three home runs with 14 RBI on the year ... Made his collegiate debut vs. Louisiana (Feb. 27) in the Round Rock Classic, collecting his first career hit ... Racked up his first two RBI against Southeastern (March 5) ... Made his SEC debut on the road at Mizzou (March 27), picking up a hit, two walks and his first career stolen base ... Swatted his first collegiate home run against Little Rock (March 29) ... Hit a walk-off three-run homer against Ole Miss (April 30) ... Launched a go-ahead three-run homer at #19 Auburn (May 6) ... Attended St. Thomas Aquinas High School in Overland Park, Kan. ... The top third baseman from Kansas and second-best prospect in the state according to Perfect Game and Prep Baseball Report.

#8 JACE BOHROFEN **OF** **L/R** **SO.**

Transfer from Oklahoma ... Has started in 24 of his 29 games played in this season ... Three home runs and 17 RBI on the year ... Drove in a season-high five runs in a three-hit effort against Southeastern (March 5) ... Swatted his first two home runs as a Razorback against UCA (April 5) ... Played in 35 games with 29 starts as a true freshman for the Sooners in 2021 ... Slashed .252/.347/.408 with two home runs and 18 runs batted in ... Tallied 26 hits, including four doubles and a team-leading three triples.

#9 DRAKE VARNADO **INF/OF** **R/R** **FR.**

Has played in 15 games with three starts ... Made collegiate debut against Illinois State (Feb. 19), scoring his first career run in the contest ... Tallied his first career hit and RBI against Grambling (March 16) ... Attended IMG Academy in Bradenton, Fla. ... Top shortstop and 10th overall prospect in Florida, according to Prep Baseball Report ... Selected by the Arizona Diamondbacks in the 17th round of the 2021 MLB Draft.

#15 DYLAN LEACH **C** **S/R** **SO.**

Backup catcher for Arkansas ... Has played in 23 games with 16 starts this season ... Four home runs and 16 RBI on the year ... Became the second Razorback since 1994 to hit for the cycle, doing so against UCA (April 5) and homering from both sides of the plate in the ballgame ... Played in 17 games with 10 starts at catcher in 2021, slashing .257/.469/.429 with one home run and four RBI ... Scored 12 runs to go along with one double and one triple ... Had a .991 fielding percentage) and threw out 4-of-15 runners.

#44 MAX SOLIZ JR. **C/OF** **R/R** **FR.**

Has played in five games with one start ... Made his collegiate debut against Omaha (March 2), tallying his first hit, first double and first RBI in the contest ... Earned his first career start against UIC (March 12), collecting a hit and run scored ... Attended Bob Jones High School in Madison, Ala. ... The top catcher out of Alabama, according to Prep Baseball Report ... Perfect Game ranked him as the third-best prospect in Alabama and top catcher ... Tabbed as the No. 11 catcher in the nation by Perfect Game.



THE STARTING ROTATION

SATURDAY



#13 RHP CONNOR NOLAND **SR.** **7-5, 3.86 ERA, 100.1 IP, 33 BB, 105 SO**

Last Start: June 11, at #11 North Carolina (NCAA Chapel Hill Super Regional), 6.2 IP, 6 H, 0 R, 0 ER, 1 BB, 6 SO

18 appearances with 17 starts ... Team-best nine quality starts ... Started the 2022 season opener against Illinois State (Feb. 18), striking out five over six innings ... Struck out 10 over six innings of one-run ball vs. Indiana (Feb. 25) in the Round Rock Classic ... Matched his career high with 11 strikeouts against UIC (March 10) ... Made his first SEC start of the year against Kentucky (March 18), striking out seven ... Delivered his most dominant performance of the year at Florida (April 7), tossing seven shutout innings with seven strikeouts ... Carded his sixth quality start against LSU (April 14), striking out seven over six innings ... Fanned seven in a quality start at Texas A&M (April 22) ... Went a career-long eight innings against Ole Miss (April 29) ... Turned in a quality start against Grand Canyon (June 3) in the NCAA Stillwater Regional, punching out four over seven innings of one-run ball ... Fanned six in a quality start at #11 North Carolina (June 11) in the NCAA Chapel Hill Super Regional.

SUNDAY



#41 RHP WILL MCENTIRE **R-SO.** **1-2, 3.25 ERA, 36.0 IP, 20 BB, 36 SO**

Last Start: May 25, vs. Alabama (SEC Tournament), 2.1 IP, 2 H, 3 R, 2 ER, 3 BB, 4 SO

10 appearances, including six starts, on the mound in 2022 ... First start of the season came in game two of the doubleheader against UAPB (April 12), striking out five over three scoreless innings ... Fanned five over 4.2 innings in a start against Arkansas State (April 20) ... Turned in his best start of the year against UCA (April 26) at Dickey-Stephens Park in North Little Rock, Ark., striking out four over a season-long 6.0 innings of one-run ball ... Made his SEC debut in relief at #19 Auburn (May 8), punching out four in 3.1 innings of one-run ball ... Earned his first career save against #24 Vanderbilt, firing three scoreless innings of relief with three strikeouts ... First career start in SEC play came on the road at Alabama (May 19), striking out four over four innings of three-run ball ... In 2021, did not appear in any games as a true sophomore.

PITCHER BREAKDOWN

	W-L-S	ERA	IP	H	R	ER	BB	SO
Starters	23-12-0	4.55	274.2	256	149	139	132	298
Relievers	19-7-19	3.60	262.1	206	118	105	134	328

THE HOG PEN

Pitcher	Last App.	IP	H	R	ER	BB	SO	HR	RI/S	---- Season Totals ----		
										RI/S	SV	Ret./1BF (BB)
Mark Adamiak	4/26 (UCA)	0.0	0	0	0	1	0	0	0/0	4/0	0	2/6 (2)
Issac Bracken	4/20 (ASU)	0.2	0	0	0	1	2	0	3/1	12/6	0	3/5 (1)
Jake Faherty	3/10 (UIC)	0.1	0	0	0	1	1	0	2/1	2/1	0	0/1 (1)
Evan Gray	4/3 (MSU)	0.1	0	0	0	0	0	0	2/0	3/0	0	3/3 (0)
Nick Griffin	5/3 (MSU)	0.0	1	1	1	1	0	0	0/0	0/0	0	2/7 (4)
Austin Ledbetter	4/20 (ASU)	1.0	1	0	0	0	0	0	0/0	0/0	0	3/3 (0)
Will McEntire	5/5 (OSU)	5.1	4	3	3	4	1	2	2/1	3/1	1	3/4 (0)
Zack Morris	6/4 (OSU)	3.0	4	2	2	1	3	1	2/2	24/13	0	12/19 (1)
Nick Moten	4/5 (UCA)	0.0	2	4	4	2	0	1	0/0	0/0	0	1/2 (0)
Connor Noland	6/5 (OSU)	0.1	2	3	3	2	0	0	0/0	0/0	0	1/1 (0)
Miller Pleimann	5/21 (UA)	2.0	3	2	2	1	2	1	3/3	8/4	0	4/5 (0)
Kole Ramage	6/6 (OSU)	2.2	4	3	3	0	0	1	2/0	17/9	3	20/26 (2)
Hagen Smith	6/11 (UNC)	1.0	1	0	0	0	1	0	0/0	2/0	2	2/4 (0)
Gabriel Starks	6/5 (OSU)	0.1	0	0	0	0	0	0	0/0	3/1	0	6/11 (1)
Evan Taylor	6/11 (UNC)	1.1	1	1	1	0	1	1	1/0	24/7	2	23/29 (2)
Heston Tole	5/3 (MSU)	0.1	1	2	2	1	1	1	0/0	9/2	1	5/10 (2)
Elijah Trest	6/5 (OSU)	0.2	1	0	0	0	1	0	2/1	6/2	0	8/12 (2)
Brady Tygart	6/5 (OSU)	0.2	4	4	4	0	2	1	0/0	12/4	8	15/22 (1)
Zebulon Vermillion	6/6 (OSU)	1.0	1	0	0	0	0	0	2/1	12/3	2	11/22 (3)
Jaxon Wiggins	5/27 (UF)	1.0	0	0	0	2	2	0	0/0	0/0	0	1/1 (0)
TEAM TOTALS									141/53	19		125/193 (22)

Bullpen Notes: Brady Tygart (6), Kole Ramage (2), Zebulon Vermillion (2), Will McEntire (1), Hagen Smith (1), Evan Taylor (1) and Heston Tole (1) have each logged multi-inning saves this season ... Ramage punched out six in a four-inning save against Illinois State (Feb. 20) and also struck out six in a three-inning save against Indiana (Feb. 25) in the Karbach Round Rock Classic ... Vermillion fanned five in a three-inning save against Kentucky (March 19) and struck out two in a two-inning save situation at Florida (April 7) ... Smith picked up a multi-inning save at #6 Oklahoma State (June 6) in the NCAA Stillwater Regional ... Six of Tygart's team-leading eight saves have been of the multi-inning variety: vs. Kentucky (March 20), at Mizzou (March 25), at Mizzou (March 27), vs. #15 LSU (April 14), vs. Ole Miss (May 1), at Alabama (May 19).



Evan Taylor sports a 5-0 record with a 3.49 ERA and two saves over 38.2 innings of relief work this season. Opposing batters are hitting just .176 against the veteran left-hander.



Zack Morris boasts a 5-0 record with a bullpen-leading 1.91 ERA in 33.0 innings of relief work this year. The left-hander has allowed only eight runs (seven earned) all season.



Brady Tygart has emerged as the Hogs' relief ace, owning a 3.93 ERA with 51 strikeouts over 36.2 innings this season. The true freshman flamethrower has a team-leading eight saves.

**TEAM GAME HIGHS****Team Batting**

At-bats:	44	vs. UCA (April 5)
	44	at #6 Oklahoma State (June 5)
Runs scored:	21	vs. UCA (April 5)
Hits:	19	vs. UCA (April 5)
RBI:	20	vs. UCA (April 5)
Doubles:	6	vs. Arkansas State (April 20)
Triples:	3	vs. UCA (April 5)
Home runs:	7	vs. UCA (April 5)
	7	at #6 Oklahoma State (June 4)
Total bases:	50	vs. UCA (April 5)
Walks:	11	vs. Grambling (March 16)
	11	vs. Mississippi State (April 1)
Strikeouts:	15	vs. #6 Stanford (Feb. 27 at Round Rock, Texas)
Sac hits:	4	vs. Mississippi State (April 3)
Sac flies:	2	vs. UIC (March 13)
	2	vs. Grambling (March 15)
Stolen bases:	5	vs. UAPB (April 12)
Hit by pitch:	7	at #6 Oklahoma State (June 4)
Caught stealing:	2	at #19 Auburn (May 6)
Runners LOB:	16	vs. Grambling (March 16)
Hit into DP:	2	(10 times)

Fielding

Putouts:	36	vs. Mississippi State (April 3)
Assists:	18	vs. UCA (April 26 at North Little Rock, Ark.)
Errors:	3	at Texas A&M (April 24)
	3	at #19 Auburn (May 8)
Passed Balls:	2	vs. Indiana (Feb. 25 at Round Rock, Texas)
	2	vs. Little Rock (March 29)
DPs turned:	4	vs. #6 Stanford (Feb. 27 at Round Rock, Texas)

Pitching

Innings pitched:	12.0	vs. Mississippi State (April 3)
Runs allowed:	18	at Alabama (May 21)
Earned runs:	16	at Alabama (May 21)
Walks allowed:	11	at Alabama (May 21)
	11	at #6 Oklahoma State (June 4)
Strikeouts:	17	at Mizzou (March 25)
Hits allowed:	15	at Mizzou (March 25)
	15	at Texas A&M (April 24)
	15	at #6 Oklahoma State (June 5)
Doubles allowed:	4	vs. Little Rock (March 29)
	4	at #6 Oklahoma State (June 4)
Triples allowed:	1	vs. Indiana (Feb. 25 at Round Rock, Texas)
	1	vs. Mississippi State (April 2)
Homers allowed:	4	at #6 Oklahoma State (June 5)
Wild pitches:	4	at Mizzou (March 26)
	4	vs. Missouri State (May 3)
	4	at Alabama (May 21)
Hit batters:	5	vs. Southeastern (March 4)

INDIVIDUAL GAME HIGHS**Individual Batting**

At-bats:	6	(14 times)
Runs scored:	4	Dylan Leach vs. UCA (April 5)
	4	Peyton Stovall vs. UCA (April 5)
	4	Robert Moore at #6 Oklahoma State (June 4)
Hits:	5	Dylan Leach vs. UCA (April 5)
RBI:	6	Cayden Wallace vs. UIC (March 13)
	6	Brady Slavens vs. UAPB (April 12)
Doubles:	2	(12 times)
Triples:	1	(10 times)
Home runs:	2	(9 times)
Total bases:	14	Dylan Leach vs. UCA (April 5)
Walks:	4	Braydon Webb vs. Mississippi State (April 1)
Strikeouts:	4	Brady Slavens vs. #6 Stanford (Feb. 27 at Round Rock, Texas)
	4	Peyton Stovall vs. Mississippi State (April 3)
	4	Cayden Wallace at Texas A&M (April 23)
Sac hits:	2	Zack Gregory vs. Mississippi State (April 3)
Sac flies:	1	(23 times)
Stolen bases:	2	Braydon Webb vs. Little Rock (March 27)
	2	Cayden Wallace vs. UCA (April 5)
Hit by pitch:	2	(5 times)
Caught stealing:	1	(10 times)
Runners LOB:	6	Jalen Battles vs. Southeastern (March 5)
	6	Robert Moore at #19 Auburn (May 8)

Fielding

Putouts:	17	Michael Turner at Mizzou (March 25)
	17	vs. UCA (April 26 at North Little Rock, Ark.)
Assists:	8	Robert Moore vs. UCA (April 26 at North Little Rock, Ark.)
Errors:	2	(4 times)
Passed balls:	2	Michael Turner vs. Indiana (Feb. 25 at Round Rock, Texas)
	2	Dylan Leach vs. Little Rock (March 29)

Pitching

Innings pitched:	8.0	Connor Noland vs. Ole Miss (April 29)
Runs allowed:	7	Hagen Smith at Florida (April 8)
	7	Jaxon Wiggins at Florida (April 9)
Earned runs:	7	Jaxon Wiggins at Florida (April 9)
Walks allowed:	5	Hagen Smith at Texas A&M (April 23)
Strikeouts:	11	Connor Noland vs. UIC (March 10)
Hits allowed:	11	Connor Noland vs. Ole Miss (April 29)
Doubles allowed:	3	Connor Noland vs. UIC (March 10)
	3	Connor Noland vs. Ole Miss (April 29)
Triples allowed:	1	Connor Noland vs. Indiana (Feb. 25 at Round Rock, Texas)
	1	Hagen Smith vs. Mississippi State (April 2)
Homers allowed:	2	(9 times)
Wild pitches:	3	Kole Ramage at Mizzou (March 26)
Hit batters:	2	(7 times)

THE LAST TIME AN ARKANSAS PLAYER...

4 hits in a game.....	Brady Slavens vs. Arkansas State, April 19, 2022
5 hits in a game.....	Dylan Leach vs. UCA, April 5, 2022
6 hits in a game.....	Jeremy Jackson vs. Northeastern (Okla.), April 16, 1997
2 hits in an inning.....	Casey Opitz vs. Eastern Illinois, Feb. 16, 2019
2 doubles in a game.....	Chris Lanzilli at Alabama, May 20, 2022
3 doubles in a game.....	Trevor Ezell vs. TCU (NCAA Regional), June 1, 2019
4 doubles in a game.....	Rodney Nye vs. Louisiana Tech, March 31, 1998
2 triples in a game.....	Jax Biggers vs. Auburn (SEC Tournament), May 25, 2017
Led off a game with a HR.....	Matt Goodheart vs. #19 Nebraska (NCAA Regional), June 5, 2021
2 home runs in a game.....	Robert Moore at #6 Oklahoma State (NCAA Regional), June 4, 2022
3 home runs in a game.....	Chad Spanberger vs. Auburn (SEC Tournament), May 26, 2017
Grand slam.....	Braydon Webb vs. Grambling, March 15, 2022
Grand slam in consecutive games.....	Cayden Wallace vs. UIC, March 12-13, 2022
HR in consecutive at-bats.....	Brady Slavens at Texas A&M, April 23, 2022
HR in 3 straight games.....	Cayden Wallace vs. Florida (SEC Tournament), vs. GCU (NCAA Regional), at #6 OSU (NCAA Regional), May 27-June 4, 2022
HR in 4 straight games.....	Cayden Wallace vs. Florida (SEC Tournament), vs. GCU (NCAA Regional), at #6 OSU (NCAA Regional), May 27-June 5, 2022
HR in 5 straight games.....	Aaron Murphree vs. OSU, So. Dakota St. & Siena, March 2-8, 2008
HR in 6 straight games.....	Aaron Murphree vs. OSU, So. Dakota St. & Siena, March 2-9, 2008
Pinch-hit home run.....	Charlie Welch vs. #19 Nebraska (NCAA Regional), June 7, 2021
Inside-the-park home run.....	Casey Martin vs. Kentucky, May 3, 2019
Back-to-back home runs.....	Chris Lanzilli & Brady Slavens vs. UIC, March 12, 2022
Walk-off home run.....	Kendall Diggs vs. Ole Miss, April 30, 2022
Walk-off home run in an SEC game.....	Kendall Diggs vs. Ole Miss, April 30, 2022
Hit a home run from both sides of the plate in a game.....	Dylan Leach vs. UCA, April 5, 2022
Hit for the cycle.....	Dylan Leach vs. UCA, April 5, 2022
4 runs in a game.....	Robert Moore at #6 Oklahoma State (NCAA Regional), June 4, 2022
5 runs in a game.....	Robert Moore vs. #16 NC State (NCAA Super Regional), June 11, 2021
6 runs in a game.....	Trevor Ezell vs. Grambling, April 30, 2019
4 RBI in a game.....	Jalen Battles, Chris Lanzilli, Robert Moore, Michael Turner at #6 Oklahoma State (NCAA Regional), June 4, 2022
5 RBI in a game.....	Dylan Leach vs. UCA, April 5, 2022
6 RBI in a game.....	Brady Slavens vs. UAPB [DH-1], April 12, 2022
7 RBI in a game.....	Chad Spanberger vs. Auburn (SEC Tournament), May 25, 2017
8 RBI in a game.....	Rodney Nye vs. ORU, April 14, 1999
9 RBI in a game.....	Ryan Lundquist vs. Central Missouri St., March 4, 1997
2 stolen bases in a game.....	Cayden Wallace vs. UCA, April 5, 2022
3 stolen bases in a game.....	Andrew Benintendi vs. Stephen F. Austin, April 15, 2015
4 stolen bases in a game.....	Logan Forsythe vs. Ole Miss, May 19, 2007
Stole home.....	Bobby Wernes vs. Ole Miss, March 28, 2015
2 errors in a game.....	Evan Taylor at #6 Oklahoma State (NCAA Regional), June 5, 2022
3 errors in a game.....	Bobby Wernes at LSU, April 12, 2014
4 errors in a game.....	Chris Shaddy vs. TCU, April 27, 1980
9-inning no-hitter.....	Scott Roehl vs. Kansas St., March 20, 2001
9-inning combined no-hitter.....	Nick Schmidt (6.0 IP), Brian McLelland (1.0 IP), Devin Collis (2.0 IP) vs. Oklahoma State, February 12, 2006
7-inning combined no-hitter.....	D. Taccolini (2.0 IP), M. Cronin (3.0 IP), J. Alberius (2.0 IP) vs. Auburn (SEC Tournament), May 25, 2017
1-hitter.....	Trevor Stephan (7.0 IP) at Tennessee, May 6, 2017
9-inning combined 1-hitter.....	P. Wicklander (5.0 IP), K. Ramage (1.0 IP), J. Kostyshock (1.0 IP), K. Kopps (1.0 IP), M. Cronin (1.0 IP) vs. Western Illinois, March 12, 2019
7-inning combined 1-hitter.....	Kole Ramage (3.0 IP), Elijah Trest (2.0 IP), Issac Bracken (2.0 IP) vs. UAPB [DH-1], April 12, 2022
2-hitter.....	Kacey Murphy vs. Florida (SEC Tournament), May 27, 2017
2-hitter combined.....	Connor Noland (6.0 IP), Evan Taylor (2.0 IP) at Texas A&M, April 22, 2022
3-hitter.....	Ryne Stanek (9.0 IP) at #6 South Carolina, March 23, 2013
3-hitter combined.....	Will McEntire (6.0 IP), Zack Morris (1.2 IP), Evan Taylor (1.1 IP), Heston Tole (1.0 IP) vs. UCA, April 26, 2022
Complete game.....	Kacey Murphy vs. Florida (SEC Tournament), May 27, 2017
Complete-game shutout.....	Kacey Murphy vs. Florida (SEC Tournament), May 27, 2017
10-inning or more start.....	Dominic Taccolini at #12 Kentucky (10 innings), April 22, 2016
Had 10 strikeouts.....	Connor Noland vs. Indiana (Round Rock Classic), Feb. 25, 2022
Had 11 strikeouts.....	Connor Noland vs. UIC [DH-1], March 10, 2022
Had 12 strikeouts.....	Trevor Stephan vs. Oral Roberts (NCAA Regional), June 2, 2017
Had 13 strikeouts.....	Isaiah Campbell vs. Stony Brook, March 1, 2019
Had 14 strikeouts.....	David Walling vs. South Carolina, May 16, 1999
Had 15 strikeouts.....	Nick Schmidt vs. Auburn, May 18, 2006
Had 16 strikeouts.....	David Walling vs. Eastern Illinois, Feb. 20, 1998
Had 17 strikeouts.....	Jess Todd vs. South Carolina (SEC Tournament), May 24, 2007



THE LAST TIME AN ARKANSAS TEAM...

Scored 10 runs	at #6 Oklahoma State (NCAA Regional), June 5, 2022
Scored 11 runs	vs. #24 Vanderbilt, May 14, 2022
Scored 12 runs	vs. Mississippi State, April 2, 2022
Scored 13 runs	vs. Grambling, March 16, 2022
Scored 14 runs	vs. Grambling, March 15, 2022
Scored 15 runs	vs. UAPB [DH-1], April 12, 2022
Scored 16 runs	vs. Little Rock, March 29, 2022
Scored 17 runs	at LSU [DH-1], May 1, 2021
Scored 18 runs	at #3 Ole Miss, April 11, 2021
Scored 19 runs	vs. Northwestern State, April 23, 2019
Scored 20 runs	at #6 Oklahoma State (NCAA Regional), June 4, 2022
Scored 21 runs	vs. UCA, April 5, 2022
Scored 22 runs	vs. Louisiana Tech, Feb. 14, 2004
Scored 23 runs	Never
Scored 24 runs	Missouri Southern, Feb. 11, 1998
Scored 25 runs	Missouri Southern, Feb. 4, 2001
Scored 26 runs	vs. UA Pine Bluff, April 14, 2021
Scored 27 runs	Never
Scored 28 runs	vs. Wisconsin-Milwaukee (2), Feb. 18, 2007
Scored 29 runs	Morningside, April 6, 1968
Scored 30 runs	at South Carolina, March 30, 1997
Scored 31-32 runs	32 vs. Bucknell, Feb. 17, 2018
Scored 33 + runs	33 vs. Southwest Baptist, March 21, 1984
Had 13 hits	at #19 Auburn, May 8, 2022
Had 14 hits	at #6 Oklahoma State (NCAA Regional), June 5, 2022
Had 15 hits	vs. UAPB [DH-1], April 12, 2022
Had 16 hits	at #6 Oklahoma State (NCAA Regional), June 4, 2022
Had 17 hits	vs. #16 NC State (NCAA Super Regional), June 11, 2021
Had 18 hits	vs. South Alabama, March 7, 2020
Had 19 hits	vs. UCA, April 5, 2022
Had 20 hits	vs. Dayton, Feb. 28, 2018
Had 21 hits	Kentucky, April 28, 2001
Had 22 hits	at #6 Vanderbilt, April 14, 2019
Had 23 hits	Centenary, March 31, 1999
Had 24 hits	Georgia, March 17, 2001
Had 25 hits	at Centenary, March 23, 2005
Had 26-29 hits	28 at South Carolina, March 30, 1997
Had 30 hits	vs. Saint Louis, April 7, 2010
Had 31+ hits	32 vs. Southwest Baptist, March 21, 1984
Hit four home runs in a game	4 - Zack Gregory (1), Chris Lanzilli (1), Robert Moore (1), Brady Slavens (1) vs. Mississippi State, April 2, 2022
Hit five home runs in a game	5 - Jalen Battles (1), Christian Franklin (1), Cullen Smith (1), Cayden Wallace (1), Braydon Webb (1) vs. NJIT (NCAA Regional), June 4, 2021
Hit six home runs in a game	6 - Luke Bonfield (1), Dominic Fletcher (1), Jared Gates (1), Grant Koch (1), Casey Martin (1), Carson Shaddy (1) vs. Bucknell, Feb. 17, 2018
Hit seven home runs in a game	7 - Robert Moore (2), Jalen Battles (1), Chris Lanzilli (1), Brady Slavens (1), Michael Turner (1), Cayden Wallace (1) vs. UCA, April 5, 2022
Hit eight or more home runs in a game	8 - Matt Goodheart (2), Brady Slavens (2), Cullen Smith (2), Charlie Welch (2) vs. UAPB, April 14, 2021
Hit a grand slam in three consecutive games	vs. UIC, March 12-13, 2022, vs. Grambling, March 15, 2022
3 errors in a game	at Texas A&M, April 24, 2022
4 errors in a game	vs. UA Pine Bluff, April 14, 2021
5 errors in a game	vs. South Carolina (SEC Tournament), May 23, 2018
6 errors in a game	vs. Eastern Illinois, March 5, 2016
7 errors in a game	vs. LA Tech, March 20, 2001
Threw back-to-back shutouts	vs. UAPB (15-0, 6-0), April 12, 2022
Most consecutive shutouts thrown	4, vs. Wisconsin, March 15-16, 1980
Was shutout	vs. #6 Stanford (Round Rock Classic), Feb. 27, 2022
Was shutout in back-to-back games	vs. LSU (7-0, 6-0), April 23-24, 2005
Held to 1 hit	vs. Missouri State, May 17, 2016
Held to 2 hits	vs. #24 Vanderbilt, May 15, 2022
Held to 3 hits	at #19 Auburn, May 7, 2022
Did not strikeout	vs. Eastern Illinois, Feb. 16, 2019
Swept an SEC home weekend series	vs. #15 LSU, April 14-16, 2022
Swept an SEC road weekend series	at #2 Mississippi State, March 26-28, 2021
Was swept in an SEC home weekend series	vs. Alabama, May 13-15, 2016
Was swept in an SEC road weekend series	at Mississippi State, April 20-21, 2018
Swept a non-conference home weekend series	vs. UIC, March 10-13, 2022
Swept a non-conference road weekend series	at Northwestern State, Feb. 16-18, 1996
Was swept in a non-conference home weekend series	vs. Long Beach State, Feb. 25-27, 2000
Was swept in a non-conference road weekend series	at UNLV, March 19-21, 1994
Won an SEC home weekend series	vs. Ole Miss, April 29-May 1, 2022
Won an SEC road weekend series	at #19 Auburn, May 6-8, 2022
Lost an SEC home weekend series	vs. #24 Vanderbilt, May 13-15, 2022
Lost an SEC road weekend series	at Alabama, May 19-21, 2022
Won a non-conference home weekend series	vs. UIC, March 10-13, 2022
Won a non-conference road weekend series	at Louisiana Tech, March 12-14, 2021
Lost a non-conference home weekend series	vs. South Alabama, Feb. 28-March 1, 2014
Lost a non-conference road weekend series	at Texas A&M, Feb. 27-29, 2004
Lost a midweek game	vs. Missouri State, May 3, 2022
Shut out an opponent at home	vs. #15 LSU (4-0), April 15, 2022
Shut out an opponent on the road	at #15 Auburn (8-0), April 6, 2019
Shut out an SEC opponent at home	vs. #15 LSU (4-0), April 15, 2022
Shut out an SEC opponent on the road	at #15 Auburn (8-0), April 6, 2019
Shut out by an SEC opponent at home	vs. #24 Vanderbilt (5-0), May 15, 2022



RECORD RUNDOWN

Overall	42-19
vs. top-5 teams	0-0
vs. top-10 teams	2-2
vs. top-25 teams	8-5
vs. unranked teams	33-14
At home	28-7
On the road	10-9
At neutral sites	4-3
In day games	22-12
In night games	20-7
In extra innings	1-3
vs. teams over .500	24-17
vs. teams .500 or worse	18-1
vs. right-handed starter	34-12
vs. left-handed starter	8-7
When starter receives decision	23-12
When reliever receives decision	19-7
When starter goes 5+ innings	24-8
When starter goes less than 5 innings	18-11
When scoring first	29-5
When scoring in 1st inning	16-2
When opponent scores first	13-14
When leading after 6 innings	33-1
When trailing after 6 innings	6-14
When tied after 6 innings	3-4
When leading after 7 innings	34-0
When trailing after 7 innings	4-15
When tied after 7 innings	2-3
When leading after 8 innings	35-1
When trailing after 8 innings	0-15
When tied after 8 innings	2-2
In one-run games	4-4
In two-run games	8-8
In five-run or more games	19-4
Weekend series W-L-T	8-4-0
Weekend series sweeps/times swept	2/0
When scoring 10+ runs	16-2
Shutouts/times shut out	3/2
When opponent scores 5 runs or less	36-8
When opponent scores 6 runs or more	6-11
When collecting 0-3 hits	0-3
When collecting 4-6 hits	7-6
When collecting 7-9 hits	18-5
When collecting 10-12 hits	4-3
When collecting 13+ hits	13-2
When out-hitting opponent	33-3
When out-hit by opponent	8-14
When hits are equal	1-2
When hitting a home run	33-11
When opponent hits a home run	20-13
When errorless	25-6
When committing one error	13-8
When committing 2 errors	3-4
When committing 3+ errors	1-1
When opponent is errorless	6-9
vs. SEC opponents	18-12
vs. SEC East opponents	7-5
vs. SEC West opponents	11-7
vs. non-conf. opponents	20-4
In midweek games	10-1
In rubber matches	5-4
Game 1 of weekend series	8-5
Game 2 of weekend series	9-4
Game 3 of weekend series	8-5
Game 4 of weekend series	1-0
In February	4-2
In March	15-2
In April	14-6
In May	5-8
In June	4-1

MULTI-HIT GAMES

Name	2	3	4	5+	Total
Jalen Battles	20	1	-	-	21
Cayden Wallace	13	5	1	-	19
Michael Turner	10	7	1	-	18
Chris Lanzilli	13	3	-	-	16
Braydon Webb	11	4	-	-	15
Robert Moore	12	2	-	-	14
Brady Slavens	10	2	2	-	14
Peyton Stovall	10	4	-	-	14
Jace Bohrofen	4	1	-	-	5
Zack Gregory	4	-	-	-	4
Dylan Leach	2	-	-	1	3
Kendall Diggs	1	1	-	-	2
Drake Varnado	1	-	-	-	1
TEAM	111	30	4	1	146

CAREER MULTI-HIT GAMES

Name	2018	2019	2020	2021	2022	Total
Chris Lanzilli	10	29	6	16	16	78
Michael Turner	8	14	2	10	18	52
Brady Slavens	-	8	-	18	14	40
Robert Moore	-	-	6	18	14	38
Cayden Wallace	-	-	-	17	19	36
Jalen Battles	-	-	-	14	21	35
Braydon Webb	-	-	5	1	15	21
Peyton Stovall	-	-	-	-	14	14
Jace Bohrofen	-	-	7	-	5	12
Zack Gregory	-	-	1	4	4	9
Dylan Leach	-	-	-	1	3	4
Kendall Diggs	-	-	-	-	2	2
Drake Varnado	-	-	-	-	1	1

MULTI-RBI GAMES

Name	2	3	4	5+	Total
Cayden Wallace	6	5	3	1	15
Brady Slavens	5	7	1	1	14
Michael Turner	7	6	1	-	14
Robert Moore	8	4	1	-	13
Jalen Battles	9	2	1	-	12
Braydon Webb	9	1	2	-	12
Chris Lanzilli	3	4	1	-	8
Peyton Stovall	7	-	-	-	7
Jace Bohrofen	3	1	-	1	5
Kendall Diggs	2	2	1	-	5
Dylan Leach	2	1	-	1	4
Zack Gregory	1	-	1	-	2
Drake Varnado	1	-	-	-	1
TEAM	63	33	12	4	112

HITTING STREAKS

Name	Longest	Current
Cayden Wallace	12	1
Chris Lanzilli	12	10
Peyton Stovall	11	5
Jalen Battles	10	-
Michael Turner	7	6
Jace Bohrofen	7	-
Braydon Webb	6	6
Brady Slavens	5	4
Zack Gregory	5	-
Robert Moore	3	-
Dylan Leach	3	-
Max Soliz Jr.	2	-
Drake Varnado	2	-
Kendall Diggs	2	-

REACHED BASE STREAKS

Name	Longest	Current
Robert Moore	31	1
Chris Lanzilli	27	10
Zack Gregory	22	1
Michael Turner	18	6
Braydon Webb	18	16
Peyton Stovall	17	5
Jalen Battles	16	-
Cayden Wallace	16	16
Brady Slavens	10	5
Jace Bohrofen	8	-
Kendall Diggs	8	-
Dylan Leach	5	-
Max Soliz Jr.	3	-
Drake Varnado	2	-

CAREER HOME RUNS

Name	Solo	2R	3R	GS	Total
Chris Lanzilli	25	15	7	3	50
Brady Slavens	14	9	6	1	30
Cayden Wallace	17	3	6	3	29
Robert Moore	12	11	3	-	26
Braydon Webb	10	8	1	2	21
Michael Turner	8	10	-	2	20
Jalen Battles	7	7	1	1	16
Zack Gregory	7	-	1	-	8
Jace Bohrofen	2	2	1	-	5
Dylan Leach	3	2	-	-	5
Peyton Stovall	2	3	-	-	5
Kendall Diggs	-	1	2	-	3

HOME RUN BREAKDOWN

Total	99
at Baum-Walker Stadium	63
on the Road	28
Neutral Site	8
vs. RHP	71
vs. LHP	28
w/ 0 Outs	38
w/ 1 Out	31
w/ 2 Outs	30
Solo	49
Two-Run	32
Three-Run	12
Grand Slam	6
Leadoff	21
Back-To-Back	4
Pinch-Hit	0
Walk-Off	3
Before 7th Inning	68
7th Inning and Beyond	31
Opponent Total	55
Last HR Given Up	Solo
Longest Stretch Without HR Allowed	9
Current Streak of No HR Allowed	0

COMEBACKS

defined as any win when trailing after an inning

Date / Opponent	Score (Inn.)	Final
Feb. 20 / Illinois State	0-1 (2)	W, 4-2
Feb. 27 / vs. Louisiana	1-3 (3)	W, 6-4
March 10 / UIC [DH-2]	1-4 (7)	W, 5-4
March 15 / Grambling	0-1 (1)	W, 14-1
March 27 / at Mizzou	0-2 (3)	W, 6-4
March 29 / Little Rock	0-5 (2)	W, 16-8
April 2 / Mississippi State	0-1 (1)	W, 12-5
April 5 / UCA	1-3 (1)	W, 21-9
April 14 / #15 LSU	2-3 (6)	W, 5-4
April 16 / #15 LSU	0-1 (4)	W, 6-2
May 1 / Ole Miss	2-3 (4)	W, 4-3
May 6 / at #19 Auburn	0-5 (4)	W, 11-8
May 8 / at #19 Auburn	0-2 (1)	W, 7-4
May 14 / #24 Vanderbilt	2-5 (3)	W, 11-6
May 19 / at Alabama	0-3 (4)	W, 7-3
June 4 / vs. #6 Oklahoma St.	5-10 (6)	W, 20-12

BLOWN LEADS

defined as any loss when leading after an inning

Date / Opponent	Score (Inn.)	Final
March 4 / Southeastern	1-0 (5)	L, 7-3
March 26 / at Mizzou	4-2 (2)	L, 7-5
May 20 / at Alabama	2-1 (4)	L, 8-6
May 21 / at Alabama	2-0 (1)	L, 18-5
June 5 / vs. #6 Oklahoma St.	8-7 (8)	L, 14-10



HOME RUN CHART

No.	Player	Game	Date	Opponent	Pitcher	On Base	Inning	Outs	Count	Score	Final
1	Jalen Battles (1) *	1	Feb. 18	Illinois State	RHP Colin Wyman	0	5th	0	2-1	0-2	L, 3-2
2	Zack Gregory (1)	1	Feb. 18	Illinois State	RHP Colin Wyman	0	5th	1	1-1	1-2	L, 3-2
3	Robert Moore (1)	2	Feb. 19	Illinois State	LHP Sean Sinisko	0	2nd	1	0-1	0-0	W, 5-1
4	Jalen Battles (2)	6	Feb. 27	vs. Louisiana	RHP Drew Shifflet	2	9th	1	1-0	2-3	W, 6-4
5	Brady Slavens (1)	7	March 2	Omaha	RHP Jackson Gordon	0	4th	1	0-1	1-2	W, 15-3
6	Michael Turner (1)	7	March 2	Omaha	RHP Brady Posch	1	5th	0	1-0	6-2	W, 15-3
7	Peyton Stovall (1)	7	March 2	Omaha	RHP Brady Posch	1	5th	0	0-0	8-2	W, 15-3
8	Michael Turner (2)	9	March 5	Southeastern [DH-1]	RHP Trey Harrington	1	7th	1	1-1	2-2	W, 4-2
9	Jalen Battles (3)	11	March 10	UIC [DH-1]	RHP Zak Gould	1	6th	1	3-2	5-0	W, 12-4
10	Brady Slavens (2) *	11	March 10	UIC [DH-1]	RHP Alec Schuldt	0	8th	0	0-0	8-3	W, 12-4
11	Cayden Wallace (1)	11	March 10	UIC [DH-1]	RHP Alec Schuldt	2	8th	2	0-0	9-3	W, 12-4
12	Chris Lanzilli (1) ^	13	March 12	UIC	RHP Cristian Lopez	2	3rd	2	2-1	0-0	W, 10-1
13	Brady Slavens (3) ^	13	March 12	UIC	RHP Cristian Lopez	0	3rd	2	0-1	3-0	W, 10-1
14	Cayden Wallace (2)	13	March 12	UIC	RHP Peter Newton	3	6th	0	2-0	4-1	W, 10-1
15	Michael Turner (3)	13	March 12	UIC	RHP Peter Newton	0	6th	1	2-2	8-1	W, 10-1
16	Cayden Wallace (3)	14	March 13	UIC	RHP Matt Zahora	3	8th	2	0-0	4-6	W, 10-8
17	Chris Lanzilli (2) !	14	March 13	UIC	RHP Tanner Shears	1	9th	0	1-2	8-8	W, 10-8
18	Michael Turner (4)	15	March 15	Grambling	RHP Roy Peguero	1	5th	0	1-0	3-1	W, 14-1 (8)
19	Braydon Webb (1) !	15	March 15	Grambling	LHP Matthew Boulton	3	8th	1	1-0	10-1	W, 14-1 (8)
20	Robert Moore (2)	17	March 18	Kentucky	RHP Wyatt Hudepohl	0	7th	1	1-1	5-1	W, 6-2
21	Braydon Webb (2)	18	March 19	Kentucky	LHP Magdiel Cotto	0	2nd	1	2-0	2-2	W, 9-3
22	Peyton Stovall (2)	18	March 19	Kentucky	RHP Ryan Hagenow	1	2nd	2	1-2	3-2	W, 9-3
23	Braydon Webb (3)	19	March 20	Kentucky	LHP Tyler Bosma	1	3rd	0	1-1	0-0	W, 3-1
24	Braydon Webb (4)	20	March 25	at Mizzou	LHP Nathan Landry	1	8th	0	2-2	5-5	W, 7-5
25	Cayden Wallace (4) *	23	March 29	Little Rock	RHP Jacob Weatherley	0	5th	0	2-2	2-7	W, 16-8
26	Kendall Diggs (1)	23	March 29	Little Rock	RHP Reese Lansville	2	8th	0	0-1	11-7	W, 16-8
27	Braydon Webb (5)	23	March 29	Little Rock	RHP Reese Lansville	1	8th	2	0-1	14-7	W, 16-8
28	Jalen Battles (4)	24	April 1	Mississippi State	RHP Preston Johnson	1	2nd	1	0-0	0-0	W, 8-1
29	Jalen Battles (5)	24	April 1	Mississippi State	RHP Preston Johnson	0	3rd	1	0-2	6-0	W, 8-1
30	Brady Slavens (4)	25	April 2	Mississippi State	LHP Cam Tullar	1	3rd	2	0-1	4-1	W, 12-5
31	Chris Lanzilli (3) ^	25	April 2	Mississippi State	LHP Cam Tullar	0	4th	1	0-0	8-1	W, 12-5
32	Robert Moore (3) ^	25	April 2	Mississippi State	LHP Cam Tullar	0	4th	1	1-1	9-1	W, 12-5
33	Zack Gregory (2) *	25	April 2	Mississippi State	RHP KC Hunt	0	5th	0	2-1	10-3	W, 12-5
34	Zack Gregory (3) *	26	April 3	Mississippi State	RHP Cade Smith	0	3rd	0	3-2	0-2	L, 5-3 (12)
35	Braydon Webb (6)	26	April 3	Mississippi State	RHP Cade Smith	0	4th	1	1-1	1-3	L, 5-3 (12)
36	Braydon Webb (7)	27	April 5	UCA	LHP Dillan Janak	3	3rd	1	0-0	7-5	W, 21-9
37	Jace Bohrofen (1) *	27	April 5	UCA	RHP Tyler Navarro	0	4th	0	3-2	11-5	W, 21-9
38	Peyton Stovall (3)	27	April 5	UCA	RHP Tyler Navarro	0	4th	2	0-2	12-5	W, 21-9
39	Dylan Leach (1)	27	April 5	UCA	RHP Spencer Nelson	1	6th	1	2-1	14-5	W, 21-9
40	Jalen Battles (6) *	27	April 5	UCA	LHP Brady Walker	0	7th	0	2-0	18-9	W, 21-9
41	Dylan Leach (2)	27	April 5	UCA	LHP Brady Walker	0	7th	2	2-1	19-9	W, 21-9
42	Jace Bohrofen (2)	27	April 5	UCA	LHP Jack Haley	0	8th	2	1-0	20-9	W, 21-9
43	Chris Lanzilli (4) *	28	April 7	at Florida	LHP Hunter Barco	0	6th	0	1-1	2-0	W, 8-1
44	Cayden Wallace (5) * ^	28	April 7	at Florida	RHP Nick Ficarrotta	0	9th	0	0-0	3-0	W, 8-1
45	Braydon Webb (8) ^	28	April 7	at Florida	RHP Nick Ficarrotta	0	9th	0	1-0	4-0	W, 8-1
46	Zack Gregory (4)	30	April 9	at Florida	RHP Ryan Slater	0	8th	1	2-1	6-7	L, 9-7
47	Brady Slavens (5)	31	April 12	UAPB [DH-1]	RHP Damon Elarton	1	2nd	2	2-2	2-0	W, 15-0 (7)
48	Brady Slavens (6)	31	April 12	UAPB [DH-1]	RHP Brian Moorman	2	4th	2	0-0	10-0	W, 15-0 (7)
49	Braydon Webb (9) *	31	April 12	UAPB [DH-1]	RHP Andre Greene	0	5th	0	3-2	13-0	W, 15-0 (7)
50	Zack Gregory (5) *	34	April 15	#15 LSU	RHP Blake Money	0	3rd	0	1-0	0-0	W, 4-0
51	Michael Turner (5)	34	April 15	#15 LSU	RHP Blake Money	1	3rd	2	1-0	1-0	W, 4-0
52	Chris Lanzilli (5)	34	April 15	#15 LSU	RHP Blake Money	0	5th	2	0-0	3-0	W, 4-0
53	Brady Slavens (7)	35	April 16	#15 LSU	RHP Paul Gervase	1	7th	2	1-0	4-2	W, 6-2
54	Robert Moore (4)	36	April 19	Arkansas State	RHP Carter Holt	1	1st	2	2-2	0-0	W, 10-1
55	Brady Slavens (8)	36	April 19	Arkansas State	RHP Treshon Paschal	3	7th	2	2-2	6-1	W, 10-1
56	Dylan Leach (3)	37	April 20	Arkansas State	LHP Jakob Frederick	1	2nd	2	1-0	1-0	W, 10-3
57	Brady Slavens (9)	39	April 23	at Texas A&M	RHP Micah Dallas	0	1st	1	2-1	0-0	W, 3-1
58	Brady Slavens (10) *	39	April 23	at Texas A&M	RHP Micah Dallas	0	3rd	0	1-2	2-0	W, 3-1
59	Jalen Battles (7)	40	April 24	at Texas A&M	RHP Brad Rudis	1	5th	0	2-1	1-9	L, 11-10
60	Cayden Wallace (6) *	40	April 24	at Texas A&M	RHP Chris Cortez	0	8th	0	1-0	5-11	L, 11-10
61	Braydon Webb (10)	42	April 29	Ole Miss	RHP Dylan DeLucia	1	8th	0	0-2	0-4	L, 4-2
62	Brady Slavens (11)	43	April 30	Ole Miss	LHP Hunter Elliott	0	1st	1	0-0	0-0	W, 6-3
63	Braydon Webb (11)	43	April 30	Ole Miss	LHP Hunter Elliott	1	5th	0	2-2	1-2	W, 6-3
64	Kendall Diggs (2)	43	April 30	Ole Miss	RHP Jack Dougherty	2	9th	1	3-2	3-3	W, 6-3
65	Chris Lanzilli (6)	44	May 1	Ole Miss	RHP Derek Diamond	1	3rd	2	1-1	0-1	W, 4-3
66	Michael Turner (6)	44	May 1	Ole Miss	RHP Derek Diamond	1	5th	2	1-1	2-3	W, 4-3
67	Dylan Leach (4) *	45	May 3	Missouri State	LHP Reece Lang	0	3rd	0	1-2	0-2	L, 6-4
68	Jace Bohrofen (3)	46	May 6	at #19 Auburn	LHP Carson Skipper	1	6th	0	0-1	2-6	W, 11-8

* - indicates leadoff home run | ^ - indicates back-to-back home run | ! - indicates walk-off home run | +- indicates pinch-hit home run

HOME RUN CHART III



No.	Player	Game	Date	Opponent	Pitcher	On Base	Inning	Outs	Count	Score	Final
69	Kendall Diggs (3)	46	May 6	at #19 Auburn	LHP Konner Copeland	2	7th	0	1-1	5-6	W, 11-8
70	Robert Moore (5)	46	May 6	at #19 Auburn	LHP Konner Copeland	2	8th	1	2-2	8-6	W, 11-8
71	Braydon Webb (12)	48	May 8	at #19 Auburn	RHP Joseph Gonzalez	2	3rd	1	0-0	2-2	W, 7-4
72	Brady Slavens (12) *	49	May 13	#24 Vanderbilt	LHP Devin Futrell	0	4th	0	1-1	0-5	L, 9-6 (10)
73	Robert Moore (6)	49	May 13	#24 Vanderbilt	LHP Devin Futrell	1	5th	2	2-2	1-5	L, 9-6 (10)
74	Brady Slavens (13)	49	May 13	#24 Vanderbilt	LHP Devin Futrell	0	5th	2	0-0	3-5	L, 9-6 (10)
75	Cayden Wallace (7) *	50	May 14	#24 Vanderbilt	RHP Chris McElvain	0	1st	0	0-1	0-0	W, 11-6
76	Cayden Wallace (8)	50	May 14	#24 Vanderbilt	RHP Chris McElvain	2	4th	2	2-1	3-5	W, 11-6
77	Jalen Battles (8)	50	May 14	#24 Vanderbilt	RHP Chris McElvain	1	7th	1	3-2	9-6	W, 11-6
78	Peyton Stovall (4)	52	May 19	at Alabama	RHP Garrett McMillan	1	5th	2	3-1	0-3	W, 7-3
79	Cayden Wallace (9)	52	May 19	at Alabama	RHP Garrett McMillan	2	5th	2	0-1	2-3	W, 7-3
80	Cayden Wallace (10)	54	May 21	at Alabama	LHP Grayson Hitt	0	4th	1	0-0	2-7	L, 18-5
81	Braydon Webb (13)	54	May 21	at Alabama	LHP Antoine Jean	1	6th	1	0-1	3-18	L, 18-5
82	Jalen Battles (9)	55	May 25	vs. Alabama	RHP Jacob McNairy	0	3rd	1	0-1	0-3	L, 4-3
83	Chris Lanzilli (7)	55	May 25	vs. Alabama	LHP Jake Leger	1	6th	0	1-1	1-4	L, 4-3
84	Cayden Wallace (11) * ^	56	May 27	vs. Florida	RHP Nick Pogue	0	6th	0	0-0	0-5	L, 7-5
85	Michael Turner (7) ^	56	May 27	vs. Florida	RHP Nick Pogue	0	6th	0	1-0	1-5	L, 7-5
86	Braydon Webb (14)	56	May 27	vs. Florida	RHP Ryan Slater	1	9th	2	3-2	3-7	L, 7-5
87	Cayden Wallace (12)	57	June 3	vs. Grand Canyon	RHP Daniel Avitia	0	1st	2	0-1	0-0	W, 7-1
88	Cayden Wallace (13)	57	June 3	vs. Grand Canyon	RHP Blake Reilly	0	4th	2	0-1	5-1	W, 7-1
89	Brady Slavens (14)	58	June 4	at #6 Oklahoma State	RHP Justin Campbell	0	1	1	1-2	0-0	W, 20-12
90	Robert Moore (7)	58	June 4	at #6 Oklahoma State	RHP Justin Campbell	0	2	1	2-1	1-1	W, 20-12
91	Cayden Wallace (14) *	58	June 4	at #6 Oklahoma State	RHP Justin Campbell	0	4	0	1-0	2-7	W, 20-12
92	Michael Turner (8)	58	June 4	at #6 Oklahoma State	RHP Hueston Morrill	0	7	2	1-1	5-10	W, 20-12
93	Robert Moore (8)	58	June 4	at #6 Oklahoma State	RHP Hueston Morrill	1	7	2	0-1	6-10	W, 20-12
94	Jalen Battles (10)	58	June 4	at #6 Oklahoma State	RHP Trevor Martin	3	8	1	0-0	12-10	W, 20-12
95	Chris Lanzilli (8)	58	June 4	at #6 Oklahoma State	LHP Ryan Ure	2	9	1	0-1	16-12	W, 20-12
96	Cayden Wallace (15) *	59	June 5	at #6 Oklahoma State	LHP Mitchell Stone	0	5	0	2-1	2-6	L, 14-10
97	Michael Turner (9)	59	June 5	at #6 Oklahoma State	RHP Roman Phansalkar	1	8	1	2-2	6-7	L, 14-10
98	Brady Slavens (15) *	60	June 6	at #6 Oklahoma State	RHP Ryan Bogusz	0	4	0	1-1	0-0	W, 7-3
99	Peyton Stovall (5) *	61	June 11	at #11 North Carolina	RHP Max Carlson	0	5	0	0-0	0-0	W, 4-1

* - indicates leadoff home run | ^ - indicates back-to-back home run | ! - indicates walk-off home run | + - indicates pinch-hit home run



||| TEAM PITCHING GAME-BY-GAME

STARTERS GAME-BY-GAME

Opponent	W-L	IP	H	R	ER	BB	K
Illinois State	--	5.0	5	2	2	2	5
Illinois State	W	6.0	5	0	0	1	5
Illinois State	W	5.0	5	1	1	2	5
vs. Indiana	W	6.0	5	1	1	2	10
vs. #6 Stanford	L	2.1	6	3	3	2	3
vs. Louisiana	W	6.0	3	3	3	2	4
Omaha	--	2.2	4	1	1	0	0
Southeastern	L	5.1	7	3	3	0	5
Southeastern	W	7.0	2	2	2	3	9
Southeastern	W	6.1	2	1	1	4	7
UIC	W	6.2	4	3	3	2	11
UIC	--	3.0	2	1	1	1	3
UIC	W	5.0	4	1	1	3	8
UIC	--	3.1	1	5	5	4	5
Grambling	W	4.0	2	1	1	1	6
Grambling	--	2.1	5	3	3	0	1
Kentucky	W	6.1	6	1	1	2	7
Kentucky	W	6.0	5	3	3	3	7
Kentucky	W	6.0	4	0	0	4	8
at Mizzou	--	5.0	7	3	3	1	9
at Mizzou	--	5.0	6	3	3	3	5
at Mizzou	W	7.1	4	4	4	3	8
Little Rock	--	0.2	3	4	4	2	1
Mississippi State	W	7.0	4	1	1	0	6
Mississippi State	W	6.0	3	3	3	3	7
Mississippi State	--	5.0	4	2	2	1	5
UCA	--	0.1	4	3	3	0	1
at Florida	W	7.0	1	0	0	1	7
at Florida	L	4.1	7	7	6	2	1
at Florida	--	4.0	9	7	7	2	5
UAPB	W	3.0	0	0	0	0	5
UAPB	W	4.0	1	0	0	1	4
LSU	--	6.0	4	3	3	1	7
LSU	W	7.0	2	0	0	1	7
LSU	W	5.1	9	2	2	3	9
Arkansas State	W	3.0	1	1	0	1	1
Arkansas State	--	4.2	3	1	1	4	5
at Texas A&M	L	6.0	2	2	0	3	7
at Texas A&M	--	3.0	2	1	1	5	1
at Texas A&M	L	0.1	3	5	5	3	1
vs. UCA	--	6.0	3	1	1	1	4
Ole Miss	L	8.0	11	4	4	4	3
Ole Miss	--	6.0	7	2	2	2	8
Ole Miss	--	3.0	3	3	3	3	2
Missouri State	L	3.0	1	2	2	3	4
at #19 Auburn	--	4.0	6	5	3	3	4
at #19 Auburn	--	4.0	3	2	2	3	4
at #19 Auburn	W	5.0	4	3	1	2	6
#24 Vanderbilt	--	5.0	6	5	5	3	5
#24 Vanderbilt	--	2.2	4	5	5	4	3
#24 Vanderbilt	L	4.1	4	3	2	1	8
at Alabama	--	4.0	8	3	3	2	4
at Alabama	L	4.1	8	5	5	2	4
at Alabama	L	1.1	2	5	5	2	2
vs. Alabama	L	2.1	2	3	2	3	4
vs. Florida	L	4.2	6	5	5	1	5
vs. Grand Canyon	W	7.0	6	1	1	3	4
at #6 Okla State	--	1.1	1	2	2	4	1
at #6 Okla State	--	1.1	4	3	3	2	2
at #6 Okla State	--	3.1	4	0	0	3	3
at #11 UNC	W	6.2	6	0	0	1	6

BULLPEN GAME-BY-GAME

Opponent	W-L	IP	H	R	ER	BB	K
Illinois State	L	4.0	2	1	1	4	3
Illinois State	--	3.0	4	1	1	2	5
Illinois State	--	4.0	2	1	1	0	6
vs. Indiana	--	3.0	1	1	0	1	6
vs. #6 Stanford	--	6.2	7	2	1	2	4
vs. Louisiana		3.0	0	1	1	4	4
Omaha	W	6.1	6	2	2	3	8
Southeastern	--	3.2	2	4	4	3	6
Southeastern	--	2.0	1	0	0	1	2
Southeastern	--	1.2	1	0	0	0	2
UIC	--	2.1	0	1	1	3	4
UIC	W	6.0	4	3	3	3	5
UIC	--	3.0	0	0	0	2	7
UIC	W	5.2	6	3	1	4	5
Grambling	--	4.0	0	0	0	0	7
Grambling	W	5.2	6	0	0	3	7
Kentucky	--	2.2	2	1	1	0	3
Kentucky	--	3.0	0	0	0	1	5
Kentucky	--	3.0	3	1	1	0	2
at Mizzou	W	4.0	8	2	2	0	8
at Mizzou	L	3.0	4	4	4	3	4
at Mizzou	--	1.2	0	0	0	0	2
Little Rock	W	8.1	9	4	3	1	15
Mississippi State	--	2.0	0	0	0	0	2
Mississippi State	--	3.0	2	2	0	1	2
Mississippi State	W	7.0	5	3	3	2	10
UCA	W	8.2	9	6	6	4	11
at Florida	--	2.0	2	1	1	1	2
at Florida	--	3.2	2	0	0	1	3
at Florida	L	4.0	4	2	2	2	5
UAPB	W	3.0	0	0	0	0	5
UAPB	--	4.0	1	0	0	0	11
LSU	W	3.0	3	1	0	1	4
LSU	--	2.0	1	0	0	2	1
LSU	--	3.2	2	0	0	1	3
Arkansas State	--	6.0	3	0	0	8	10
Arkansas State	W	4.1	2	2	2	3	7
at Texas A&M	--	2.0	0	0	0	1	2
at Texas A&M	W	6.0	5	0	0	1	4
at Texas A&M	--	7.2	12	6	4	4	8
vs. UCA	W	4.0	0	0	0	2	1
Ole Miss	--	1.0	0	0	0	0	2
Ole Miss	W	3.0	1	1	1	6	3
Ole Miss	W	6.0	2	0	0	6	6
Missouri State	--	6.0	7	4	4	5	11
at #19 Auburn	W	5.0	5	3	3	2	7
at #19 Auburn	L	4.0	3	3	2	1	6
at #19 Auburn	--	4.0	3	1	1	0	4
#24 Vanderbilt	L	5.0	4	4	4	2	5
#24 Vanderbilt	W	6.1	4	1	1	1	7
#24 Vanderbilt	--	2.2	3	2	2	2	3
at Alabama	W	5.0	2	0	0	3	8
at Alabama	--	3.2	3	3	3	2	5
at Alabama	--	6.2	9	13	11	9	9
vs. Alabama	--	6.2	2	1	0	3	6
vs. Florida	--	3.1	4	2	2	2	7
vs. Grand Canyon	--	2.0	2	0	0	0	3
at #6 Okla State	W	7.2	12	10	10	7	7
at #6 Okla State	L	8.2	11	11	10	7	6
at #6 Okla State	W	5.2	5	3	3	1	9
at #11 UNC	--	2.1	2	1	1	0	2

TEAM RECORD PER STARTER

Pitcher (Total Starts)	Record
Connor Noland (17)	10-7
Hagen Smith (14)	10-4
Jaxon Wiggins (15)	9-6
Will McEntire (6)	4-2
Mark Adamiak (3)	3-0
Austin Ledbetter (2)	2-0
Kole Ramage (2)	2-0
Zack Morris (1)	1-0
Miller Pleimann (1)	1-0

QUALITY STARTS

Pitcher (Total Starts)	QS	Record
Connor Noland (17)	9	8-1
Hagen Smith (14)	6	6-0
Jaxon Wiggins (15)	3	3-0
Will McEntire (6)	1	1-0

RUN SUPPORT

Pitcher (Total Starts)	Runs	Per Start
Miller Pleimann (1)	21	21.0
Mark Adamiak (3)	45	15.0
Kole Ramage (2)	25	12.5
Austin Ledbetter (2)	18	9.0
Zack Morris (1)	7	7.0
Hagen Smith (14)	95	6.8
Jaxon Wiggins (15)	92	6.1
Connor Noland (17)	98	5.8
Will McEntire (6)	32	5.3

GAME-BY-GAME BATTING ORDER III



RECORD: 42-19 • HOME: 28-7 • AWAY: 10-9 • NEUTRAL: 4-3 • SEC: 18-12

Date	Opponent	1	2	3	4	5	6	7	8	9
Feb. 18	Illinois State	Stovall	Wallace	Bohrofen	Moore	Turner	Slavens	Battles	Lanzilli	Gregory
Feb. 19	Illinois State	Stovall	Wallace	Bohrofen	Webb	Moore	Slavens	Lanzilli	Turner	Battles
Feb. 20	Illinois State	Stovall	Wallace	Moore	Lanzilli	Slavens	Webb	Gregory	Battles	Leach
Feb. 25	vs. Indiana	Stovall	Wallace	Moore	Bohrofen	Lanzilli	Slavens	Turner	Battles	Gregory
Feb. 27	vs. #6 Stanford	Stovall	Wallace	Moore	Lanzilli	Turner	Webb	Slavens	Battles	Gregory
Feb. 27	vs. Louisiana	Gregory	Wallace	Moore	Turner	Lanzilli	Bohrofen	Battles	Diggs	Leach
March 2	Omaha	Stovall	Wallace	Moore	Lanzilli	Webb	Slavens	Battles	Turner	Gregory
March 4	Southeastern	Stovall	Wallace	Moore	Lanzilli	Slavens	Turner	Battles	Bohrofen	Gregory
March 5	Southeastern [DH-1]	Gregory	Wallace	Turner	Moore	Bohrofen	Lanzilli	Slavens	Battles	Stovall
March 5	Southeastern [DH-2]	Gregory	Wallace	Turner	Moore	Bohrofen	Lanzilli	Diggs	Battles	Leach
March 10	UIC [DH-1]	Wallace	Moore	Turner	Lanzilli	Slavens	Battles	Stovall	Webb	Gregory
March 10	UIC [DH-2]	Wallace	Moore	Turner	Slavens	Lanzilli	Diggs	Battles	Gregory	Leach
March 12	UIC	Wallace	Moore	Turner	Lanzilli	Slavens	Battles	Stovall	Soliz Jr.	Gregory
March 13	UIC	Wallace	Moore	Turner	Lanzilli	Slavens	Battles	Stovall	Webb	Gregory
March 15	Grambling	Wallace	Stovall	Turner	Lanzilli	Slavens	Diggs	Battles	Webb	Leach
March 16	Grambling	Wallace	Stovall	Turner	Lanzilli	Moore	Slavens	Webb	Leach	Varnado
March 18	Kentucky	Wallace	Stovall	Turner	Lanzilli	Moore	Slavens	Battles	Webb	Gregory
March 19	Kentucky	Wallace	Stovall	Turner	Lanzilli	Moore	Slavens	Battles	Webb	Gregory
March 20	Kentucky	Wallace	Stovall	Turner	Lanzilli	Moore	Slavens	Battles	Webb	Gregory
March 25	at Mizzou	Wallace	Stovall	Turner	Moore	Lanzilli	Slavens	Battles	Webb	Gregory
March 26	at Mizzou	Wallace	Stovall	Moore	Turner	Lanzilli	Battles	Slavens	Webb	Gregory
March 27	at Mizzou	Wallace	Stovall	Turner	Moore	Lanzilli	Diggs	Webb	Battles	Gregory
March 29	Little Rock	Wallace	Webb	Turner	Moore	Lanzilli	Battles	Diggs	Varnado	Leach
April 1	Mississippi State	Wallace	Stovall	Turner	Lanzilli	Moore	Webb	Bohrofen	Battles	Gregory
April 2	Mississippi State	Wallace	Stovall	Turner	Lanzilli	Moore	Webb	Slavens	Battles	Gregory
April 3	Mississippi State	Wallace	Stovall	Turner	Lanzilli	Moore	Webb	Slavens	Battles	Gregory
April 5	UCA	Wallace	Webb	Moore	Slavens	Bohrofen	Battles	Diggs	Stovall	Leach
April 7	at Florida	Wallace	Webb	Moore	Lanzilli	Turner	Battles	Slavens	Stovall	Gregory
April 8	at Florida	Wallace	Bohrofen	Moore	Lanzilli	Turner	Webb	Slavens	Battles	Stovall
April 9	at Florida	Wallace	Webb	Moore	Lanzilli	Turner	Slavens	Battles	Stovall	Gregory
April 12	UAPB [DH-1]	Wallace	Slavens	Lanzilli	Moore	Webb	Gregory	Battles	Varnado	Leach
April 12	UAPB [DH-2]	Wallace	Slavens	Lanzilli	Turner	Webb	Bohrofen	Battles	Stovall	Leach
April 14	#15 LSU	Wallace	Slavens	Lanzilli	Turner	Webb	Moore	Battles	Stovall	Gregory
April 15	#15 LSU	Wallace	Slavens	Lanzilli	Turner	Moore	Webb	Battles	Stovall	Gregory
April 16	#15 LSU	Wallace	Slavens	Lanzilli	Turner	Moore	Webb	Battles	Stovall	Gregory
April 19	Arkansas State	Wallace	Slavens	Turner	Moore	Bohrofen	Battles	Gregory	Stovall	Leach
April 20	Arkansas State	Wallace	Slavens	Lanzilli	Moore	Battles	Bohrofen	Webb	Diggs	Leach
April 22	at Texas A&M	Wallace	Slavens	Lanzilli	Turner	Battles	Moore	Webb	Gregory	Stovall
April 23	at Texas A&M	Webb	Slavens	Wallace	Turner	Moore	Lanzilli	Stovall	Battles	Gregory
April 24	at Texas A&M	Webb	Slavens	Wallace	Turner	Moore	Lanzilli	Stovall	Battles	Gregory
April 26	vs. UCA	Moore	Wallace	Turner	Slavens	Battles	Bohrofen	Webb	Stovall	Leach
April 29	Ole Miss	Wallace	Slavens	Turner	Moore	Bohrofen	Battles	Stovall	Webb	Gregory
April 30	Ole Miss	Wallace	Slavens	Lanzilli	Turner	Moore	Battles	Bohrofen	Webb	Diggs
May 1	Ole Miss	Wallace	Slavens	Lanzilli	Turner	Moore	Battles	Bohrofen	Webb	Diggs
May 3	Missouri State	Wallace	Slavens	Lanzilli	Turner	Moore	Webb	Bohrofen	Battles	Leach
May 6	at #19 Auburn	Wallace	Turner	Moore	Slavens	Diggs	Webb	Bohrofen	Battles	Gregory
May 7	at #19 Auburn	Wallace	Turner	Moore	Slavens	Diggs	Lanzilli	Bohrofen	Webb	Battles
May 8	at #19 Auburn	Wallace	Turner	Moore	Slavens	Diggs	Webb	Bohrofen	Battles	Gregory
May 13	#24 Vanderbilt	Wallace	Turner	Moore	Slavens	Lanzilli	Diggs	Webb	Bohrofen	Battles
May 14	#24 Vanderbilt	Wallace	Turner	Moore	Slavens	Diggs	Webb	Bohrofen	Battles	Gregory
May 15	#24 Vanderbilt	Wallace	Moore	Battles	Turner	Webb	Slavens	Leach	Bohrofen	Gregory
May 19	at Alabama	Wallace	Turner	Moore	Lanzilli	Slavens	Webb	Stovall	Battles	Gregory
May 20	at Alabama	Wallace	Turner	Moore	Lanzilli	Slavens	Webb	Stovall	Battles	Gregory
May 21	at Alabama	Wallace	Webb	Moore	Lanzilli	Battles	Turner	Leach	Slavens	Gregory
May 25	vs. Alabama	Wallace	Slavens	Lanzilli	Turner	Moore	Webb	Stovall	Battles	Gregory
May 27	vs. Florida	Webb	Wallace	Turner	Lanzilli	Slavens	Battles	Moore	Stovall	Gregory
June 3	vs. Grand Canyon	Webb	Slavens	Wallace	Turner	Lanzilli	Moore	Battles	Stovall	Gregory
June 4	at #6 Oklahoma State	Webb	Slavens	Wallace	Turner	Lanzilli	Moore	Battles	Stovall	Gregory
June 5	at #6 Oklahoma State	Webb	Slavens	Wallace	Turner	Lanzilli	Moore	Battles	Stovall	Gregory
June 6	at #6 Oklahoma State	Webb	Slavens	Wallace	Turner	Lanzilli	Moore	Battles	Stovall	Gregory
June 11	at #11 North Carolina	Webb	Slavens	Wallace	Turner	Lanzilli	Moore	Battles	Stovall	Gregory



||| GAME-BY-GAME DEFENSIVE LINEUP

RECORD: 42-19 • HOME: 28-7 • AWAY: 10-9 • NEUTRAL: 4-3 • SEC: 18-12

Date	Opponent	C	1B	2B	3B	SS	LF	CF	RF	DH
Feb. 18	Illinois State	Turner	Stovall	Moore	Wallace	Battles	Bohrofen	Gregory	Slavens	Lanzilli
Feb. 19	Illinois State	Turner	Stovall	Moore	Wallace	Battles	Bohrofen	Webb	Slavens	Lanzilli
Feb. 20	Illinois State	Leach	Stovall	Moore	Wallace	Battles	Lanzilli	Webb	Gregory	Slavens
Feb. 25	vs. Indiana	Turner	Stovall	Moore	Wallace	Battles	Bohrofen	Gregory	Slavens	Lanzilli
Feb. 27	vs. #6 Stanford	Turner	Stovall	Moore	Wallace	Battles	Gregory	Webb	Slavens	Lanzilli
Feb. 27	vs. Louisiana	Leach	Turner	Moore	Wallace	Battles	Bohrofen	Gregory	Lanzilli	Diggs
March 2	Omaha	Turner	Stovall	Moore	Wallace	Battles	Gregory	Webb	Slavens	Lanzilli
March 4	Southeastern	Turner	Stovall	Moore	Wallace	Battles	Bohrofen	Gregory	Slavens	Lanzilli
March 5	Southeastern [DH-1]	Turner	Stovall	Moore	Wallace	Battles	Bohrofen	Gregory	Lanzilli	Slavens
March 5	Southeastern [DH-2]	Leach	Turner	Moore	Wallace	Battles	Bohrofen	Gregory	Lanzilli	Diggs
March 10	UIC [DH-1]	Turner	Stovall	Moore	Wallace	Battles	Gregory	Webb	Lanzilli	Slavens
March 10	UIC [DH-2]	Leach	Turner	Moore	Wallace	Battles	Lanzilli	Gregory	Slavens	Diggs
March 12	UIC	Turner	Stovall	Moore	Wallace	Battles	Lanzilli	Gregory	Slavens	Soliz Jr.
March 13	UIC	Turner	Stovall	Moore	Wallace	Battles	Gregory	Webb	Lanzilli	Slavens
March 15	Grambling	Leach	Diggs	Stovall	Wallace	Battles	Lanzilli	Webb	Slavens	Turner
March 16	Grambling	Leach	Turner	Stovall	Wallace	Moore	Varnado	Webb	Slavens	Lanzilli
March 18	Kentucky	Turner	Stovall	Moore	Wallace	Battles	Gregory	Webb	Lanzilli	Slavens
March 19	Kentucky	Turner	Stovall	Moore	Wallace	Battles	Gregory	Webb	Lanzilli	Slavens
March 20	Kentucky	Turner	Stovall	Moore	Wallace	Battles	Gregory	Webb	Lanzilli	Slavens
March 25	at Mizzou	Turner	Stovall	Moore	Wallace	Battles	Gregory	Webb	Lanzilli	Slavens
March 26	at Mizzou	Turner	Stovall	Moore	Wallace	Battles	Gregory	Webb	Lanzilli	Slavens
March 27	at Mizzou	Turner	Stovall	Moore	Wallace	Battles	Gregory	Webb	Lanzilli	Diggs
March 29	Little Rock	Leach	Turner	Moore	Wallace	Battles	Lanzilli	Webb	Varnado	Diggs
April 1	Mississippi State	Turner	Stovall	Moore	Wallace	Battles	Gregory	Webb	Lanzilli	Bohrofen
April 2	Mississippi State	Turner	Stovall	Moore	Wallace	Battles	Gregory	Webb	Lanzilli	Slavens
April 3	Mississippi State	Turner	Stovall	Moore	Wallace	Battles	Gregory	Webb	Lanzilli	Slavens
April 5	UCA	Leach	Stovall	Moore	Wallace	Battles	Bohrofen	Webb	Slavens	Diggs
April 7	at Florida	Turner	Stovall	Moore	Wallace	Battles	Gregory	Webb	Lanzilli	Slavens
April 8	at Florida	Turner	Stovall	Moore	Wallace	Battles	Bohrofen	Webb	Lanzilli	Slavens
April 9	at Florida	Turner	Stovall	Moore	Wallace	Battles	Gregory	Webb	Lanzilli	Slavens
April 12	UAPB [DH-1]	Leach	Slavens	Moore	Wallace	Battles	Gregory	Webb	Varnado	Lanzilli
April 12	UAPB [DH-2]	Leach	Slavens	Stovall	Wallace	Battles	Bohrofen	Webb	Lanzilli	Turner
April 14	#15 LSU	Turner	Stovall	Moore	Wallace	Battles	Gregory	Webb	Lanzilli	Slavens
April 15	#15 LSU	Turner	Stovall	Moore	Wallace	Battles	Gregory	Webb	Lanzilli	Slavens
April 16	#15 LSU	Turner	Stovall	Moore	Wallace	Battles	Gregory	Webb	Lanzilli	Slavens
April 19	Arkansas State	Leach	Stovall	Moore	Wallace	Battles	Bohrofen	Gregory	Slavens	Turner
April 20	Arkansas State	Leach	Diggs	Moore	Wallace	Battles	Bohrofen	Webb	Lanzilli	Slavens
April 22	at Texas A&M	Turner	Stovall	Moore	Wallace	Battles	Gregory	Webb	Lanzilli	Slavens
April 23	at Texas A&M	Turner	Stovall	Moore	Wallace	Battles	Gregory	Webb	Lanzilli	Slavens
April 24	at Texas A&M	Turner	Stovall	Moore	Wallace	Battles	Gregory	Webb	Lanzilli	Slavens
April 26	vs. UCA	Leach	Stovall	Moore	Wallace	Battles	Bohrofen	Webb	Slavens	Turner
April 29	Ole Miss	Turner	Stovall	Moore	Wallace	Battles	Gregory	Webb	Bohrofen	Slavens
April 30	Ole Miss	Turner	Slavens	Moore	Wallace	Battles	Bohrofen	Webb	Lanzilli	Diggs
May 1	Ole Miss	Turner	Slavens	Moore	Wallace	Battles	Bohrofen	Webb	Lanzilli	Diggs
May 3	Missouri State	Leach	Slavens	Moore	Wallace	Battles	Bohrofen	Webb	Lanzilli	Turner
May 6	at #19 Auburn	Turner	Slavens	Moore	Wallace	Battles	Gregory	Webb	Bohrofen	Diggs
May 7	at #19 Auburn	Turner	Slavens	Moore	Wallace	Battles	Bohrofen	Webb	Lanzilli	Diggs
May 8	at #19 Auburn	Turner	Slavens	Moore	Wallace	Battles	Gregory	Webb	Bohrofen	Diggs
May 13	#24 Vanderbilt	Turner	Slavens	Moore	Wallace	Battles	Bohrofen	Webb	Lanzilli	Diggs
May 14	#24 Vanderbilt	Turner	Slavens	Moore	Wallace	Battles	Gregory	Webb	Bohrofen	Diggs
May 15	#24 Vanderbilt	Turner	Slavens	Moore	Wallace	Battles	Gregory	Webb	Bohrofen	Leach
May 19	at Alabama	Turner	Stovall	Moore	Wallace	Battles	Gregory	Webb	Lanzilli	Slavens
May 20	at Alabama	Turner	Stovall	Moore	Wallace	Battles	Gregory	Webb	Lanzilli	Slavens
May 21	at Alabama	Turner	Slavens	Moore	Wallace	Battles	Gregory	Webb	Lanzilli	Leach
May 25	vs. Alabama	Turner	Stovall	Moore	Wallace	Battles	Gregory	Webb	Lanzilli	Slavens
May 27	vs. Florida	Turner	Stovall	Moore	Wallace	Battles	Gregory	Webb	Lanzilli	Slavens
June 3	vs. Grand Canyon	Turner	Stovall	Moore	Wallace	Battles	Gregory	Webb	Lanzilli	Slavens
June 4	at #6 Oklahoma State	Turner	Stovall	Moore	Wallace	Battles	Gregory	Webb	Lanzilli	Slavens
June 5	at #6 Oklahoma State	Turner	Stovall	Moore	Wallace	Battles	Gregory	Webb	Lanzilli	Slavens
June 6	at #6 Oklahoma State	Turner	Stovall	Moore	Wallace	Battles	Gregory	Webb	Lanzilli	Slavens
June 11	at #11 North Carolina	Turner	Stovall	Moore	Wallace	Battles	Gregory	Webb	Lanzilli	Slavens



RECORD: 42-19 • HOME: 28-7 • AWAY: 10-9 • NEUTRAL: 4-3 • SEC: 18-12

Date	Opponent	AB	R	H	RBI	2B	3B	HR	BB	IBB	SB	CS	HBP	SAC	SF	GDP	K	PO	A	E	Avg.
Feb. 18	Illinois State	31	2	4	2	0	0	2	2	0	0	0	2	0	0	0	9	27	15	0	.129
Feb. 19	Illinois State	32	5	8	5	4	0	1	4	0	0	0	1	0	0	0	4	27	9	0	.190
Feb. 20	Illinois State	34	4	12	4	4	1	0	5	1	0	0	0	0	0	1	8	27	12	1	.247
Feb. 25	vs. Indiana	37	5	9	4	3	1	0	4	0	1	0	1	0	0	0	6	27	9	1	.246
Feb. 27	vs. #6 Stanford	29	0	3	0	0	0	0	6	0	0	0	0	0	0	0	15	27	13	2	.221
Feb. 27	vs. Louisiana	34	6	6	5	2	0	1	8	0	2	0	0	0	0	1	13	27	10	1	.213
March 2	Omaha	39	15	15	13	4	0	3	9	0	0	0	1	0	1	1	8	27	9	0	.242
March 4	Southeastern	32	3	8	3	3	0	0	4	0	0	0	0	0	1	1	8	27	13	0	.243
March 5	Southeastern [DH-1]	28	4	5	4	1	0	1	5	0	0	1	2	0	0	0	7	27	8	0	.236
March 5	Southeastern [DH-2]	35	11	14	10	3	1	0	5	0	0	1	1	0	0	0	7	24	14	0	.254
March 10	UIC [DH-1]	35	12	13	12	1	0	3	1	0	1	0	1	1	0	0	9	27	11	0	.265
March 10	UIC [DH-2]	28	5	6	4	2	0	0	10	0	0	0	2	0	0	2	3	27	17	1	.261
March 12	UIC	37	10	13	10	2	0	4	5	0	1	0	0	0	0	1	5	27	5	0	.269
March 13	UIC	36	10	13	10	3	0	2	2	0	0	0	0	0	2	0	4	27	8	2	.276
March 15	Grambling	31	14	8	13	1	0	2	10	0	1	0	1	0	2	0	5	24	8	0	.275
March 16	Grambling	38	13	14	10	3	0	0	11	1	3	0	2	0	1	0	10	24	10	1	.282
March 18	Kentucky	34	6	9	6	2	0	1	3	0	2	0	1	0	1	1	14	27	11	0	.281
March 19	Kentucky	32	9	8	9	2	0	2	6	1	0	0	1	0	1	0	9	27	9	0	.279
March 20	Kentucky	29	3	6	3	0	0	1	5	1	2	0	1	0	0	0	9	27	1	0	.276
March 25	at Mizzou	37	7	12	7	1	0	1	3	0	1	0	2	0	1	1	13	27	8	1	.278
March 26	at Mizzou	34	5	6	4	2	0	0	4	0	0	0	1	0	0	1	12	24	11	1	.274
March 27	at Mizzou	33	6	8	5	1	0	0	6	0	1	0	1	2	0	2	6	27	9	0	.272
March 29	Little Rock	38	16	15	14	3	0	3	8	0	2	0	2	0	1	0	8	27	10	1	.278
April 1	Mississippi State	32	8	8	8	1	1	2	11	0	3	0	0	0	1	1	9	27	11	0	.277
April 2	Mississippi State	31	12	8	11	2	0	4	8	0	1	0	4	0	0	1	3	27	8	2	.276
April 3	Mississippi State	38	3	8	3	0	0	2	7	2	0	0	0	4	1	0	13	36	12	0	.273
April 5	UCA	44	21	19	20	4	3	7	3	0	2	0	3	0	1	0	6	27	7	1	.281
April 7	at Florida	36	8	12	8	2	0	3	3	0	3	0	4	1	1	1	11	27	10	0	.283
April 8	at Florida	36	2	10	1	0	1	0	2	0	0	0	0	0	0	2	6	24	13	1	.283
April 9	at Florida	36	7	8	6	3	0	1	4	0	0	0	1	0	0	0	8	24	6	1	.281
April 12	UAPB [DH-1]	33	15	15	13	2	0	3	8	0	5	0	1	0	0	0	5	21	7	0	.286
April 12	UAPB [DH-2]	24	6	6	6	3	2	0	5	0	2	0	2	0	0	1	4	21	5	0	.285
April 14	#15 LSU	33	5	9	5	0	0	0	5	1	1	0	0	0	0	0	9	27	7	1	.285
April 15	#15 LSU	31	4	8	4	3	0	3	2	0	0	1	0	0	0	0	2	27	5	0	.284
April 16	#15 LSU	28	6	6	6	1	0	1	4	0	0	0	0	1	1	1	5	27	8	0	.283
April 19	Arkansas State	32	10	9	10	1	0	2	9	0	2	0	0	0	1	0	7	27	8	1	.283
April 20	Arkansas State	37	10	14	10	6	0	1	2	0	2	0	3	0	1	0	6	27	10	0	.285
April 22	at Texas A&M	32	1	5	1	1	0	0	2	1	0	0	1	0	0	0	14	24	9	1	.282
April 23	at Texas A&M	34	3	8	2	2	0	2	5	0	0	1	0	0	0	0	10	27	9	1	.281
April 24	at Texas A&M	39	10	14	10	3	0	2	2	0	0	0	1	0	0	2	6	24	4	3	.283
April 26	vs. UCA	33	2	7	1	2	0	0	6	0	0	1	0	1	0	2	5	30	18	0	.281
April 29	Ole Miss	30	2	8	2	1	0	1	2	0	0	1	0	0	0	2	12	27	10	0	.281
April 30	Ole Miss	33	6	7	6	0	0	3	2	0	0	0	1	0	0	0	10	27	11	0	.280
May 1	Ole Miss	32	4	10	4	2	0	2	3	0	0	0	0	0	0	2	2	27	8	1	.280
May 3	Missouri State	33	4	4	4	0	0	1	2	0	0	0	1	0	0	0	8	27	7	0	.277
May 6	at #19 Auburn	37	11	13	10	3	0	3	6	0	0	2	1	0	1	0	6	27	11	2	.279
May 7	at #19 Auburn	28	3	3	3	1	0	0	6	0	0	0	3	0	1	0	8	24	6	1	.276
May 8	at #19 Auburn	38	7	13	7	5	0	1	6	0	0	0	2	1	1	0	9	27	6	3	.277
May 13	#24 Vanderbilt	38	6	8	6	4	0	3	5	0	0	0	1	0	0	1	7	30	9	0	.276
May 14	#24 Vanderbilt	27	11	5	9	1	0	3	10	0	1	0	2	0	1	1	7	27	9	0	.274
May 15	#24 Vanderbilt	22	0	2	0	1	0	0	4	0	0	0	0	0	0	1	5	21	3	1	.272
May 19	at Alabama	34	7	8	7	2	0	2	2	0	1	1	0	0	0	0	7	27	11	0	.271
May 20	at Alabama	35	6	11	6	4	0	0	3	0	0	0	1	1	0	2	12	24	10	1	.272
May 21	at Alabama	35	5	11	5	0	0	2	4	0	1	0	1	0	0	2	7	24	8	2	.273
May 25	vs. Alabama	32	3	5	3	0	0	2	2	1	0	0	2	0	0	1	9	27	14	2	.271
May 27	vs. Florida	34	5	6	4	0	0	3	4	0	0	0	0	0	0	0	10	24	8	1	.269
June 3	vs. Grand Canyon	32	7	9	7	0	0	2	8	1	0	1	2	1	0	0	11	27	9	0	.269
June 4	at #6 Oklahoma State	42	20	16	19	2	0	7	5	1	1	0	7	0	0	1	9	27	9	1	.272
June 5	at #6 Oklahoma State	44	10	14	9	1	0	2	6	0	1	0	0	1	0	1	9	30	9	2	.273
June 6	at #6 Oklahoma State	33	7	8	7	2	0	1	5	0	2	0	3	0	0	1	14	27	8	0	.272
June 11	at #11 North Carolina	32	4	9	4	0	0	1	5	1	2	0	1	1	1	1	7	27	9	0	.272
	Totals	2053	432	559	404	112	10	99	304	12	47	10	71	15	23	39	490	1611	562	41	.272



||| GAME-BY-GAME PITCHING

RECORD: 42-19 • HOME: 28-7 • AWAY: 10-9 • NEUTRAL: 4-3 • SEC: 18-12

Date	Opponent	IP	H	R	ER	BB	SO	2B	3B	HR	WP	BK	HBP	DP	IBB	Score	W	L	SV	ERA
Feb. 18	Illinois State	9.0	7	3	3	6	8	1	0	0	2	1	1	0	0	2-3	0	1	0	3.00
Feb. 19	Illinois State	9.0	9	1	1	3	10	2	0	0	0	0	0	2	0	5-1	1	1	1	2.00
Feb. 20	Illinois State	9.0	7	2	2	2	11	2	0	1	1	1	1	0	0	4-2	2	1	2	2.00
Feb. 25	vs. Indiana	9.0	6	2	1	3	16	1	1	0	0	0	0	2	0	5-2	3	1	3	1.75
Feb. 27	vs. #6 Stanford	9.0	13	5	4	4	8	1	0	1	1	0	2	4	0	0-5	3	2	3	2.20
Feb. 27	vs. Louisiana	9.0	3	4	4	6	8	1	0	0	2	0	2	1	0	6-4	4	2	4	2.50
March 2	Omaha	9.0	10	3	3	3	8	1	0	0	1	1	1	1	0	15-3	5	2	4	2.57
March 4	Southeastern	9.0	9	7	7	3	11	0	0	0	1	0	5	0	0	3-7	5	3	4	3.12
March 5	Southeastern [DH-1]	9.0	3	2	2	4	11	0	0	1	1	0	1	1	0	4-2	6	3	5	3.00
March 5	Southeastern [DH-2]	8.0	3	1	1	4	9	1	0	1	1	0	1	1	0	11-1	7	3	5	2.83
March 10	UIC [DH-1]	9.0	4	4	4	5	15	3	0	0	0	0	2	0	0	12-4	8	3	5	2.94
March 10	UIC [DH-2]	9.0	6	4	4	4	8	2	0	1	1	0	3	1	0	5-4	9	3	5	3.03
March 12	UIC	9.0	4	1	1	5	15	0	0	1	0	0	2	0	0	10-1	10	3	5	2.87
March 13	UIC	9.0	7	8	8	8	10	2	0	0	2	0	2	1	0	10-8	11	3	5	3.24
March 15	Grambling	8.0	2	1	1	1	13	1	0	0	0	0	1	0	0	14-1	12	3	5	3.11
March 16	Grambling	8.0	11	3	3	3	8	1	0	2	2	0	0	2	0	13-3	13	3	5	3.13
March 18	Kentucky	9.0	8	2	2	2	10	2	0	0	0	0	2	1	0	6-2	14	3	5	3.06
March 19	Kentucky	9.0	5	3	3	4	12	0	0	1	0	0	0	1	0	9-3	15	3	6	3.06
March 20	Kentucky	9.0	7	1	1	4	10	2	0	1	1	0	1	0	0	3-1	16	3	7	2.95
March 25	at Mizzou	9.0	15	5	5	1	17	1	0	0	2	0	1	0	0	7-5	17	3	8	3.05
March 26	at Mizzou	8.0	10	7	7	6	9	3	0	0	4	0	1	0	0	5-7	17	4	8	3.26
March 27	at Mizzou	9.0	4	4	4	3	10	1	0	1	0	0	3	1	0	6-4	18	4	9	3.29
March 29	Little Rock	9.0	12	8	7	3	16	4	0	1	2	0	1	0	0	16-8	19	4	9	3.46
April 1	Mississippi State	9.0	4	1	1	0	8	0	0	1	0	0	0	0	0	8-1	20	4	9	3.35
April 2	Mississippi State	9.0	5	5	3	4	9	0	1	1	0	0	0	0	0	12-5	21	4	9	3.34
April 3	Mississippi State	12.0	9	5	5	3	15	0	0	3	0	0	4	2	0	3-5	21	5	9	3.36
April 5	UCA	9.0	13	9	9	4	12	2	0	1	1	0	1	1	0	21-9	22	5	9	3.57
April 7	at Florida	9.0	3	1	1	2	9	1	0	0	0	1	0	0	0	8-1	23	5	10	3.48
April 8	at Florida	8.0	9	7	6	3	4	3	0	2	1	0	0	1	0	2-7	23	6	10	3.58
April 9	at Florida	8.0	13	9	9	4	10	1	0	2	1	0	0	1	0	7-9	23	7	10	3.78
April 12	UAPB [DH-1]	7.0	1	0	0	1	9	1	0	0	0	0	0	1	0	15-0	24	7	10	3.68
April 12	UAPB [DH-2]	7.0	3	0	0	3	16	0	0	0	0	0	0	0	0	6-0	25	7	10	3.59
April 14	#15 LSU	9.0	7	4	3	2	11	0	0	0	0	0	1	1	0	5-4	26	7	11	3.57
April 15	#15 LSU	9.0	3	0	0	3	8	0	0	0	0	0	0	0	0	4-0	27	7	12	3.46
April 16	#15 LSU	9.0	11	2	2	4	12	2	0	0	0	0	0	0	0	6-2	28	7	12	3.42
April 19	Arkansas State	9.0	4	1	0	9	11	1	0	0	1	1	0	1	0	10-1	29	7	12	3.32
April 20	Arkansas State	9.0	5	3	3	7	13	0	0	0	1	0	1	3	0	10-3	30	7	12	3.31
April 22	at Texas A&M	8.0	2	2	0	4	9	0	0	0	0	0	0	0	0	1-2	30	8	12	3.23
April 23	at Texas A&M	9.0	7	1	1	6	5	2	0	0	0	0	1	1	0	3-1	31	8	13	3.17
April 24	at Texas A&M	8.0	15	11	9	7	9	2	0	2	0	0	0	1	0	10-11	31	9	13	3.33
April 26	vs. UCA	10.0	3	1	1	3	5	1	0	0	1	0	1	0	0	2-1	32	9	13	3.27
April 29	Ole Miss	9.0	11	4	4	4	5	3	0	0	0	0	0	3	1	2-4	32	10	13	3.28
April 30	Ole Miss	9.0	8	3	3	8	11	1	0	2	1	0	1	3	1	6-3	33	10	13	3.28
May 1	Ole Miss	9.0	5	3	3	9	8	1	0	0	1	0	0	3	0	4-3	34	10	14	3.27
May 3	Missouri State	9.0	8	6	6	8	15	3	0	2	4	0	1	1	0	4-6	34	11	14	3.33
May 6	at #19 Auburn	9.0	11	8	6	5	11	3	0	2	0	0	0	0	1	11-8	35	11	14	3.39
May 7	at #19 Auburn	8.0	6	5	4	4	10	0	0	3	1	0	2	0	0	3-5	35	12	14	3.41
May 8	at #19 Auburn	9.0	7	4	2	2	10	1	0	2	0	0	0	2	0	7-4	36	12	15	3.38
May 13	#24 Vanderbilt	10.0	10	9	9	5	10	3	0	3	0	0	2	0	0	6-9	36	13	15	3.49
May 14	#24 Vanderbilt	9.0	8	6	6	5	10	2	0	1	0	0	0	0	0	11-6	37	13	16	3.54
May 15	#24 Vanderbilt	7.0	7	5	4	3	11	1	0	1	0	0	1	0	0	0-5	37	14	16	3.57
May 19	at Alabama	9.0	10	3	3	5	12	3	0	0	0	0	0	2	0	7-3	38	14	17	3.56
May 20	at Alabama	8.0	11	8	8	4	9	0	0	1	2	0	0	0	0	6-8	38	15	17	3.65
May 21	at Alabama	8.0	11	18	16	11	11	1	0	2	4	0	3	1	0	5-18	38	16	17	3.89
May 25	vs. Alabama	9.0	4	4	2	6	10	1	0	0	1	1	0	1	0	3-4	38	17	17	3.86
May 27	vs. Florida	8.0	10	7	7	3	12	2	0	3	1	1	3	2	0	5-7	38	18	17	3.92
June 3	vs. Grand Canyon	9.0	8	1	1	3	7	1	0	1	1	0	0	1	0	7-1	39	18	17	3.87
June 4	at #6 Oklahoma State	9.0	13	12	12	11	8	4	0	2	1	0	2	0	0	20-12	40	18	17	4.01
June 5	at #6 Oklahoma State	10.0	15	14	13	9	8	3	0	4	0	0	0	2	0	10-14	40	19	17	4.16
June 6	at #6 Oklahoma State	9.0	9	3	3	4	12	1	0	1	0	0	1	0	0	7-3	41	19	18	4.14
June 11	at #11 North Carolina	9.0	8	1	1	1	8	1	0	1	0	0	0	0	0	4-1	42	19	19	4.09
	Totals	537.0	462	267	244	266	626	83	2	55	46	7	58	53	3	432-267	42	19	19	4.09



1 ROBERT MOORE

SEASON HIGHS

Category	High	Opponent (Last)	Date
Hits	3	2x (Kentucky)	3/18/22
Runs	4	at #6 Oklahoma State	6/4/22
Doubles	2	Illinois State	2/20/22
Triples	1	2x (UCA)	4/5/22
Home Runs	2	at #6 Oklahoma State	6/4/22
RBI	4	at #6 Oklahoma State	6/4/22
Walks	3	Grambling	3/16/22
Stolen Bases	1	5x (Arkansas State)	4/20/22

CAREER HIGHS

Category	High	Opponent (Last)	Date
Hits	4	2x (vs. #16 NC State)	6/11/21
Runs	5	#16 NC State	6/11/21
Doubles	2	2x (Illinois State)	2/20/22
Triples	1	4x (UCA)	4/5/22
Home Runs	2	4x (at #6 Oklahoma State)	6/4/22
RBI	6	UCA	3/30/21
Walks	4	at #3 Ole Miss	4/11/21
Stolen Bases	2	vs. #3 Texas Tech	2/20/21



3 ZACK GREGORY

SEASON HIGHS

Category	High	Opponent (Last)	Date
Hits	2	4x (at Alabama)	5/21/22
Runs	3	3x (Mississippi State)	4/2/22
Doubles	1	7x (at #6 Oklahoma State)	6/4/22
Triples	--	--	--
Home Runs	1	5x (#15 LSU)	4/15/22
RBI	4	at Florida	4/9/22
Walks	3	Arkansas State	4/19/22
Stolen Bases	1	5x (at Alabama)	5/21/22

CAREER HIGHS

Category	High	Opponent (Last)	Date
Hits	2	9x (at Alabama)	5/21/22
Runs	3	3x (Mississippi State)	4/2/22
Doubles	1	12x (at #6 Oklahoma State)	6/4/22
Triples	1	Auburn	4/2/21
Home Runs	1	8x (#15 LSU)	4/15/22
RBI	4	at Florida	4/9/22
Walks	3	2x (Arkansas State)	4/19/21
Stolen Bases	1	7x (at Alabama)	5/21/22



2 JALEN BATTLES

SEASON HIGHS

Category	High	Opponent (Last)	Date
Hits	3	UAPB	4/12/22
Runs	3	#24 Vanderbilt	5/14/22
Doubles	2	2x (#24 Vanderbilt)	5/13/22
Triples	1	UAPB	4/12/22
Home Runs	2	Mississippi State	4/1/22
RBI	4	at #6 Oklahoma State	6/4/22
Walks	2	3x (#24 Vanderbilt)	4/14/22
Stolen Bases	1	2x (at Alabama)	5/19/22

CAREER HIGHS

Category	High	Opponent (Last)	Date
Hits	3	5x (UAPB)	4/12/22
Runs	4	NJIT	6/4/21
Doubles	2	4x (#24 Vanderbilt)	5/13/22
Triples	1	UAPB	4/12/22
Home Runs	2	2x (Mississippi State)	4/1/22
RBI	4	2x (at #6 Oklahoma State)	6/4/22
Walks	3	2x (vs. Georgia)	5/26/21
Stolen Bases	1	7x (at Alabama)	5/19/22



4 JUDE PUTZ

SEASON HIGHS

Category	High	Opponent (Last)	Date
Hits	--	--	--
Runs	--	--	--
Doubles	--	--	--
Triples	--	--	--
Home Runs	--	--	--
RBI	--	--	--
Walks	--	--	--
Stolen Bases	--	--	--

CAREER HIGHS

Category	High	Opponent (Last)	Date
Hits	--	--	--
Runs	--	--	--
Doubles	--	--	--
Triples	--	--	--
Home Runs	--	--	--
RBI	--	--	--
Walks	--	--	--
Stolen Bases	--	--	--



5 KENDALL DIGGS

SEASON HIGHS

Category	High	Opponent (Last)	Date
Hits	3	Arkansas State	4/20/22
Runs	2	2x (at #19 Auburn)	5/8/22
Doubles	1	UCA	4/5/22
Triples	--	--	--
Home Runs	1	3x (at #19 Auburn)	5/6/22
RBI	4	Little Rock	3/29/22
Walks	2	4x (at #19 Auburn)	5/7/22
Stolen Bases	1	at Mizzou	3/27/22

CAREER HIGHS

Category	High	Opponent (Last)	Date
Hits	3	Arkansas State	4/20/22
Runs	2	2x (at #19 Auburn)	5/8/22
Doubles	1	UCA	4/5/22
Triples	--	--	--
Home Runs	1	3x (at #19 Auburn)	5/6/22
RBI	4	Little Rock	3/29/22
Walks	2	4x (at #19 Auburn)	5/7/22
Stolen Bases	1	at Mizzou	3/27/22




7 CAYDEN WALLACE

SEASON HIGHS

Category	High	Opponent (Last)	Date
Hits	4	vs. Indiana	2/25/22
Runs	3	4x (UCA)	4/5/22
Doubles	2	3x (at #19 Auburn)	5/8/22
Triples	1	Illinois State	2/20/22
Home Runs	2	2x (vs. Grand Canyon)	6/3/22
RBI	6	UIC	3/13/22
Walks	3	2x (Mississippi State)	4/3/22
Stolen Bases	2	UCA	4/5/22

CAREER HIGHS

Category	High	Opponent (Last)	Date
Hits	4	vs. Indiana	2/25/22
Runs	3	6x (UCA)	4/5/22
Doubles	2	3x (at #19 Auburn)	5/8/22
Triples	1	Illinois State	2/20/22
Home Runs	2	3x (vs. Grand Canyon)	6/3/22
RBI	6	UIC	3/13/22
Walks	3	3x (Mississippi State)	4/3/22
Stolen Bases	2	UCA	4/5/22



8 JACE BOHROFEN

SEASON HIGHS

Category	High	Opponent (Last)	Date
Hits	3	Southeastern	3/5/22
Runs	3	Arkansas State	4/20/22
Doubles	2	2x (Arkansas State)	4/20/22
Triples	1	Southeastern	3/5/22
Home Runs	2	UCA	4/5/22
RBI	5	Southeastern	3/5/22
Walks	2	at #19 Auburn	5/6/22
Stolen Bases	--	--	--

CAREER HIGHS

Category	High	Opponent (Last)	Date
Hits	3	3x (Southeastern)	3/5/22
Runs	3	Arkansas State	4/20/22
Doubles	2	2x (Arkansas State)	4/20/22
Triples	1	4x (Southeastern)	3/5/22
Home Runs	2	UCA	4/5/22
RBI	6	UT Arlington	3/9/21
Walks	3	at #11 Oklahoma State	3/30/21
Stolen Bases	1	vs. #2 Texas	5/27/21



9 DRAKE VARNADO

SEASON HIGHS

Category	High	Opponent (Last)	Date
Hits	2	Grambling	3/16/22
Runs	1	6x (at Alabama)	5/19/22
Doubles	1	Grambling	3/16/22
Triples	--	--	--
Home Runs	--	--	--
RBI	2	Little Rock	3/29/22
Walks	2	UAPB	4/12/22
Stolen Bases	--	--	--

CAREER HIGHS

Category	High	Opponent (Last)	Date
Hits	2	Grambling	3/16/22
Runs	1	6x (at Alabama)	5/19/22
Doubles	1	Grambling	3/16/22
Triples	--	--	--
Home Runs	--	--	--
RBI	2	Little Rock	3/29/22
Walks	2	UAPB	4/12/22
Stolen Bases	--	--	--



10 PEYTON STOVALL

SEASON HIGHS

Category	High	Opponent (Last)	Date
Hits	3	4x (at #6 Oklahoma State)	6/4/22
Runs	4	UCA	4/5/22
Doubles	2	at Texas A&M	4/24/22
Triples	--	--	--
Home Runs	1	5x (at #11 North Carolina)	6/11/22
RBI	2	7x (at #6 Oklahoma State)	6/6/22
Walks	2	2x (Arkansas State)	4/19/22
Stolen Bases	1	#15 LSU	4/14/22

CAREER HIGHS

Category	High	Opponent (Last)	Date
Hits	3	4x (at #6 Oklahoma State)	6/4/22
Runs	4	UCA	4/5/22
Doubles	2	at Texas A&M	4/24/22
Triples	--	--	--
Home Runs	1	5x (at #11 North Carolina)	6/11/22
RBI	2	7x (at #6 Oklahoma State)	6/6/22
Walks	2	2x (Arkansas State)	4/19/22
Stolen Bases	1	#15 LSU	4/14/22



12 MICHAEL TURNER

SEASON HIGHS

Category	High	Opponent (Last)	Date
Hits	4	UIC	3/12/22
Runs	3	3x (at #6 Oklahoma State)	6/4/22
Doubles	2	2x (at #19 Auburn)	5/6/22
Triples	1	vs. Indiana	2/25/22
Home Runs	1	9x (at #6 Oklahoma State)	6/5/22
RBI	4	vs. #6 Oklahoma State	6/4/22
Walks	2	5x (at #19 Auburn)	5/8/22
Stolen Bases	1	at #6 Oklahoma State	6/5/22

CAREER HIGHS

Category	High	Opponent (Last)	Date
Hits	4	5x (UIC)	3/12/22
Runs	3	8x (at #6 Oklahoma State)	6/4/22
Doubles	2	2x (at #19 Auburn)	5/6/22
Triples	1	5x (vs. Indiana)	2/25/22
Home Runs	1	20x (at #6 Oklahoma State)	6/5/22
RBI	6	at Bowling Green	5/10/19
Walks	2	17x (at #19 Auburn)	5/8/22
Stolen Bases	2	Toledo	5/4/19



15 DYLAN LEACH

SEASON HIGHS

Category	High	Opponent (Last)	Date
Hits	5	UCA	4/5/22
Runs	4	UCA	4/5/22
Doubles	1	3x (at Texas A&M)	4/24/22
Triples	1	UCA	4/5/22
Home Runs	2	UCA	4/5/22
RBI	5	UCA	4/5/22
Walks	1	5x (Missouri State)	5/3/22
Stolen Bases	1	4x (UAPB)	4/12/22

CAREER HIGHS

Category	High	Opponent (Last)	Date
Hits	5	UCA	4/5/22
Runs	4	UCA	4/5/22
Doubles	1	4x (at Texas A&M)	4/24/22
Triples	1	2x (UCA)	4/5/22
Home Runs	2	UCA	4/5/22
RBI	5	UCA	4/5/22
Walks	3	Memphis	3/23/21
Stolen Bases	1	4x (UAPB)	4/12/22



17 BRADY SLAVENS

SEASON HIGHS

Category	High	Opponent (Last)	Date
Hits	4	2x (Arkansas State)	4/19/22
Runs	3	2x (Arkansas State)	4/19/22
Doubles	1	10x (at Alabama)	5/19/22
Triples	1	3x (UAPB)	4/12/22
Home Runs	2	3x (#24 Vanderbilt)	5/13/22
RBI	6	UAPB	4/12/22
Walks	2	5x (at #6 Oklahoma State)	6/5/22
Stolen Bases	1	2x (at #6 Oklahoma State)	6/4/22

CAREER HIGHS

Category	High	Opponent (Last)	Date
Hits	4	2x (Arkansas State)	4/19/22
Runs	3	4x (Arkansas State)	4/19/22
Doubles	2	at Louisiana Tech	3/13/21
Triples	1	6x (UAPB)	4/12/21
Home Runs	2	5x (#24 Vanderbilt)	5/13/22
RBI	6	UAPB	4/12/22
Walks	2	12x (at #6 Oklahoma State)	6/5/22
Stolen Bases	2	Rhode Island	3/17/19



18 CHRIS LANZILLI

SEASON HIGHS

Category	High	Opponent (Last)	Date
Hits	3	3x (at #6 Oklahoma State)	6/4/22
Runs	3	at #6 Oklahoma State	6/4/22
Doubles	2	at Alabama	5/20/22
Triples	--	--	--
Home Runs	1	8x (at #6 Oklahoma State)	6/4/22
RBI	4	at #6 Oklahoma State	6/4/22
Walks	2	4x (Mississippi State)	4/1/22
Stolen Bases	1	3x (UAPB)	4/12/22

CAREER HIGHS

Category	High	Opponent (Last)	Date
Hits	4	Virginia Tech	4/6/19
Runs	3	6x (at #6 Oklahoma State)	6/4/22
Doubles	3	at Duke	3/23/19
Triples	--	--	--
Home Runs	2	6x (at Alabama)	5/20/22
RBI	10	Boston College	3/17/19
Walks	3	at Florida State	4/28/19
Stolen Bases	1	11x (UAPB)	4/11/22



24 BRAYDON WEBB

SEASON HIGHS

Category	High	Opponent (Last)	Date
Hits	3	4x (at #11 North Carolina)	6/11/22
Runs	3	5x (at #6 Oklahoma State)	6/5/22
Doubles	1	5x (at #6 Oklahoma State)	6/6/22
Triples	--	--	--
Home Runs	1	14x (vs. Florida)	5/27/22
RBI	4	2x (UCA)	4/5/22
Walks	4	Mississippi State	4/1/22
Stolen Bases	2	Little Rock	3/29/22

CAREER HIGHS

Category	High	Opponent (Last)	Date
Hits	3	5x (at #11 North Carolina)	6/11/22
Runs	3	9x (at #6 Oklahoma State)	6/5/22
Doubles	1	9x (at #6 Oklahoma State)	6/6/22
Triples	--	--	--
Home Runs	1	21x (vs. Florida)	5/27/22
RBI	4	2x (UCA)	4/5/22
Walks	4	2x (Mississippi State)	4/1/22
Stolen Bases	2	2x (Little Rock)	3/29/22



44 MAX SOLIZ JR.

SEASON HIGHS

Category	High	Opponent (Last)	Date
Hits	1	2x (UIC)	3/12/22
Runs	1	2x (UAPB)	4/12/22
Doubles	1	Omaha	3/2/22
Triples	--	--	--
Home Runs	--	--	--
RBI	1	Omaha	3/2/22
Walks	1	Mississippi State	4/1/22
Stolen Bases	--	--	--

CAREER HIGHS

Category	High	Opponent (Last)	Date
Hits	1	2x (UIC)	3/12/22
Runs	1	2x (UAPB)	4/12/22
Doubles	1	Omaha	3/2/22
Triples	--	--	--
Home Runs	--	--	--
RBI	1	Omaha	3/2/22
Walks	1	Mississippi State	4/1/22
Stolen Bases	--	--	--



13 CONNOR NOLAND

SEASON HIGHS

Category	High	Opponent (Last)	Date
Innings	8.0	Ole Miss	4/29/22
Longest Start	8.0	Ole Miss	4/29/22
Shortest Start	4.0	at #19 Auburn	5/6/22
Longest Relief	0.1	at #6 Oklahoma State	6/5/22
Hits	11	Ole Miss	4/29/22
Runs	5	4x (vs. Florida)	5/27/22
Earned Runs	5	3x (vs. Florida)	5/27/22
Walks	4	Ole Miss	4/29/22
Strikeouts	11	UIC	3/10/22

CAREER HIGHS

Category	High	Opponent (Last)	Date
Innings	8.0	Ole Miss	4/29/22
Longest Start	8.0	Ole Miss	4/29/22
Shortest Start	0.0	at #6 Vanderbilt	4/13/19
Longest Relief	4.2	SEMO	2/26/21
Hits	11	Ole Miss	4/29/22
Runs	6	at LSU	5/1/21
Earned Runs	6	at LSU	5/1/21
Walks	4	Ole Miss	4/29/22
Strikeouts	11	2x (UIC)	3/10/20



22 JAXON WIGGINS

SEASON HIGHS

Category	High	Opponent (Last)	Date
Innings	7.1	at Mizzou	3/27/22
Longest Start	7.1	at Mizzou	3/27/22
Shortest Start	0.1	at Texas A&M	4/24/22
Longest Relief	1.0	vs. Florida	5/27/22
Hits	9	2x (#15 LSU)	4/16/22
Runs	7	at Florida	4/9/22
Earned Runs	7	at Florida	4/9/22
Walks	4	3x (Kentucky)	3/20/22
Strikeouts	9	#15 LSU	4/16/22

CAREER HIGHS

Category	High	Opponent (Last)	Date
Innings	7.1	at Mizzou	3/27/22
Longest Start	7.1	at Mizzou	3/27/22
Shortest Start	0.1	at Texas A&M	4/24/22
Longest Relief	2.0	2x (Texas A&M)	4/18/21
Hits	9	2x (#15 LSU)	4/16/22
Runs	7	at Florida	4/9/22
Earned Runs	7	at Florida	4/9/22
Walks	4	3x (Kentucky)	3/20/22
Strikeouts	9	#15 LSU	4/16/22



20 ELIJAH TREST

SEASON HIGHS

Category	High	Opponent (Last)	Date
Innings	2.0	UAPB	4/12/22
Longest Start	--	--	--
Shortest Start	--	--	--
Longest Relief	2.0	UAPB	4/12/22
Hits	2	at Mizzou	3/26/22
Runs	3	at Alabama	5/21/22
Earned Runs	3	at Alabama	5/21/22
Walks	3	Arkansas State	4/19/22
Strikeouts	3	UAPB	4/12/22

CAREER HIGHS

Category	High	Opponent (Last)	Date
Innings	3.0	3x (vs. #3 Texas Tech)	2/20/21
Longest Start	--	--	--
Shortest Start	--	--	--
Longest Relief	3.0	3x (vs. #3 Texas Tech)	2/20/21
Hits	3	Central Arkansas	3/30/21
Runs	3	3x (#15 LSU)	5/10/19
Earned Runs	3	3x (#15 LSU)	5/10/19
Walks	3	Arkansas State	4/19/22
Strikeouts	4	2x (vs. #3 Texas Tech)	2/20/21



25 BRADY TYGART

SEASON HIGHS

Category	High	Opponent (Last)	Date
Innings	3.2	Mississippi State	4/3/22
Longest Start	--	--	--
Shortest Start	--	--	--
Longest Relief	3.2	Mississippi State	4/3/22
Hits	4	2x (at #6 Oklahoma State)	6/5/22
Runs	4	at #6 Oklahoma State	6/5/22
Earned Runs	4	at #6 Oklahoma State	6/5/22
Walks	4	Ole Miss	5/1/22
Strikeouts	7	Mississippi State	4/3/22

CAREER HIGHS

Category	High	Opponent (Last)	Date
Innings	3.2	Mississippi State	4/3/22
Longest Start	--	--	--
Shortest Start	--	--	--
Longest Relief	3.2	Mississippi State	4/3/22
Hits	4	2x (at #6 Oklahoma State)	6/5/22
Runs	4	at #6 Oklahoma State	6/5/22
Earned Runs	4	at #6 Oklahoma State	6/5/22
Walks	4	Ole Miss	5/1/22
Strikeouts	7	Mississippi State	4/3/22



27 NICK MOTEN

SEASON HIGHS

Category	High	Opponent (Last)	Date
Innings	1.0	Omaha	3/2/22
Longest Start	--	--	--
Shortest Start	--	--	--
Longest Relief	1.0	Omaha	3/2/22
Hits	2	UCA	4/5/22
Runs	4	UCA	4/5/22
Earned Runs	4	UCA	4/5/22
Walks	2	UCA	4/5/22
Strikeouts	1	Omaha	3/2/22

CAREER HIGHS

Category	High	Opponent (Last)	Date
Innings	1.0	Omaha	3/2/22
Longest Start	--	--	--
Shortest Start	--	--	--
Longest Relief	1.0	Omaha	3/2/22
Hits	2	UCA	4/5/22
Runs	4	UCA	4/5/22
Earned Runs	4	UCA	4/5/22
Walks	2	UCA	4/5/22
Strikeouts	1	Omaha	3/2/22



29 AUSTIN LEDBETTER

SEASON HIGHS

Category	High	Opponent (Last)	Date
Innings	3.0	UIC	3/10/22
Longest Start	3.0	UIC	3/10/22
Shortest Start	2.1	Grambling	3/16/22
Longest Relief	2.2	Southeastern	3/4/22
Hits	5	Grambling	3/16/22
Runs	3	Grambling	3/16/22
Earned Runs	3	Grambling	3/16/22
Walks	1	UIC	3/10/22
Strikeouts	5	Southeastern	3/4/22

CAREER HIGHS

Category	High	Opponent (Last)	Date
Innings	3.0	UIC	3/10/22
Longest Start	3.0	UIC	3/10/22
Shortest Start	2.1	Grambling	3/16/22
Longest Relief	2.2	Southeastern	3/4/22
Hits	5	Grambling	3/16/22
Runs	3	Grambling	3/16/22
Earned Runs	3	Grambling	3/16/22
Walks	1	UIC	3/10/22
Strikeouts	5	Southeastern	3/4/22




28 KOLE RAMAGE

SEASON HIGHS

Category	High	Opponent (Last)	Date
Innings	4.0	Illinois State	2/20/22
Longest Start	3.0	2x (Arkansas State)	4/19/22
Shortest Start	--	--	--
Longest Relief	4.0	Illinois State	2/20/22
Hits	4	2x (at #6 Oklahoma State)	6/6/22
Runs	3	2x (at #6 Oklahoma State)	6/6/22
Earned Runs	3	2x (at #6 Oklahoma State)	6/6/22
Walks	2	4x (at Texas A&M)	4/24/22
Strikeouts	6	2x (vs. Indiana)	2/25/22

CAREER HIGHS

Category	High	Opponent (Last)	Date
Innings	5.0	2x (vs. Baylor)	3/1/20
Longest Start	5.0	2x (vs. Baylor)	3/1/20
Shortest Start	1.2	#4 Kentucky	3/17/18
Longest Relief	4.2	at #15 Auburn	4/5/19
Hits	7	at #6 Vanderbilt	4/13/19
Runs	7	at #6 Vanderbilt	4/13/19
Earned Runs	7	at #6 Vanderbilt	4/13/19
Walks	6	#14 Ole Miss	6/9/19
Strikeouts	7	2x (Little Rock)	4/6/21



31 DYLAN CARTER

SEASON HIGHS

Category	High	Opponent (Last)	Date
Innings	--	--	--
Longest Start	--	--	--
Shortest Start	--	--	--
Longest Relief	--	--	--
Hits	--	--	--
Runs	--	--	--
Earned Runs	--	--	--
Walks	--	--	--
Strikeouts	--	--	--

CAREER HIGHS

Category	High	Opponent (Last)	Date
Innings	--	--	--
Longest Start	--	--	--
Shortest Start	--	--	--
Longest Relief	--	--	--
Hits	--	--	--
Runs	--	--	--
Earned Runs	--	--	--
Walks	--	--	--
Strikeouts	--	--	--



32 ZACK MORRIS

SEASON HIGHS

Category	High	Opponent (Last)	Date
Innings	3.1	at #6 Oklahoma State	6/6/22
Longest Start	3.1	at #6 Oklahoma State	6/6/22
Shortest Start	--	--	--
Longest Relief	3.0	4x (at #6 Oklahoma State)	6/4/22
Hits	4	2x (at #6 Oklahoma State)	6/6/22
Runs	2	3x (vs. #6 Oklahoma State)	6/4/22
Earned Runs	2	3x (vs. #6 Oklahoma State)	6/4/22
Walks	3	at #6 Oklahoma State	6/6/22
Strikeouts	3	5x (at #6 Oklahoma State)	6/6/22

CAREER HIGHS

Category	High	Opponent (Last)	Date
Innings	3.1	at #6 Oklahoma State	6/6/22
Longest Start	3.1	at #6 Oklahoma State	6/6/22
Shortest Start	--	--	--
Longest Relief	3.0	4x (at #6 Oklahoma State)	6/4/22
Hits	4	2x (at #6 Oklahoma State)	6/6/22
Runs	3	2x (Arkansas State)	5/11/21
Earned Runs	3	Texas A&M	4/18/21
Walks	3	2x (at #6 Oklahoma State)	6/6/22
Strikeouts	4	UAPB	4/13/21



34 NICK GRIFFIN

SEASON HIGHS

Category	High	Opponent (Last)	Date
Innings	2.0	Arkansas State	4/19/22
Longest Start	--	--	--
Shortest Start	--	--	--
Longest Relief	2.0	Arkansas State	4/19/22
Hits	1	4x (Missouri State)	5/3/22
Runs	1	2x (Missouri State)	5/3/22
Earned Runs	1	2x (Missouri State)	5/3/22
Walks	3	2x (Arkansas State)	4/19/22
Strikeouts	4	Arkansas State	4/19/22

CAREER HIGHS

Category	High	Opponent (Last)	Date
Innings	2.0	Arkansas State	4/19/22
Longest Start	--	--	--
Shortest Start	--	--	--
Longest Relief	2.0	Arkansas State	4/19/22
Hits	1	4x (Missouri State)	5/3/22
Runs	1	2x (Missouri State)	5/3/22
Earned Runs	1	2x (Missouri State)	5/3/22
Walks	3	2x (Arkansas State)	4/19/22
Strikeouts	4	Arkansas State	4/19/22



33 HAGEN SMITH

SEASON HIGHS

Category	High	Opponent (Last)	Date
Innings	7.0	2x (#15 LSU)	4/15/22
Longest Start	7.0	2x (#15 LSU)	4/15/22
Shortest Start	1.1	at #6 Oklahoma State	6/4/22
Longest Relief	2.0	at #6 Oklahoma State	6/6/22
Hits	7	at Florida	4/8/22
Runs	7	at Florida	4/8/22
Earned Runs	6	at Florida	4/8/22
Walks	5	at Texas A&M	4/23/22
Strikeouts	9	Southeastern	3/5/22

CAREER HIGHS

Category	High	Opponent (Last)	Date
Innings	7.0	2x (#15 LSU)	4/15/22
Longest Start	7.0	2x (#15 LSU)	4/15/22
Shortest Start	1.1	at #6 Oklahoma State	6/4/22
Longest Relief	2.0	at #6 Oklahoma State	6/6/22
Hits	7	at Florida	4/8/22
Runs	7	at Florida	4/8/22
Earned Runs	6	at Florida	4/8/22
Walks	5	at Texas A&M	4/23/22
Strikeouts	9	Southeastern	3/5/22



35 VINCENT TRAPANI

SEASON HIGHS

Category	High	Opponent (Last)	Date
Innings	--	--	--
Longest Start	--	--	--
Shortest Start	--	--	--
Longest Relief	--	--	--
Hits	--	--	--
Runs	--	--	--
Earned Runs	--	--	--
Walks	--	--	--
Strikeouts	--	--	--

CAREER HIGHS

Category	High	Opponent (Last)	Date
Innings	--	--	--
Longest Start	--	--	--
Shortest Start	--	--	--
Longest Relief	--	--	--
Hits	--	--	--
Runs	--	--	--
Earned Runs	--	--	--
Walks	--	--	--
Strikeouts	--	--	--



36 PEYTON PALLETTE

SEASON HIGHS

Category	High	Opponent (Last)	Date
Innings	--	--	--
Longest Start	--	--	--
Shortest Start	--	--	--
Longest Relief	--	--	--
Hits	--	--	--
Runs	--	--	--
Earned Runs	--	--	--
Walks	--	--	--
Strikeouts	--	--	--

CAREER HIGHS

Category	High	Opponent (Last)	Date
Innings	6.0	Texas A&M	4/17/21
Longest Start	6.0	Texas A&M	4/17/21
Shortest Start	1.0	#22 Alabama	3/19/21
Longest Relief	4.1	Auburn	4/2/21
Hits	9	at #3 Ole Miss	4/10/21
Runs	7	at #3 Ole Miss	4/10/21
Earned Runs	7	at #3 Ole Miss	4/10/21
Walks	3	3x (at #11 South Carolina)	4/23/21
Strikeouts	10	Murray State	3/5/21



38 MARK ADAMIAK

SEASON HIGHS

Category	High	Opponent (Last)	Date
Innings	4.0	Grambling	3/15/22
Longest Start	4.0	Grambling	3/15/22
Shortest Start	0.2	Little Rock	3/29/22
Longest Relief	2.1	Arkansas State	4/19/22
Hits	4	Omaha	3/2/22
Runs	4	Little Rock	3/29/22
Earned Runs	4	Little Rock	3/29/22
Walks	2	2x (Arkansas State)	4/19/22
Strikeouts	6	Grambling	3/15/22

CAREER HIGHS

Category	High	Opponent (Last)	Date
Innings	4.0	Grambling	3/15/22
Longest Start	4.0	Grambling	3/15/22
Shortest Start	0.2	Little Rock	3/29/22
Longest Relief	2.1	Arkansas State	4/19/22
Hits	4	Omaha	3/2/22
Runs	4	Little Rock	3/29/22
Earned Runs	4	Little Rock	3/29/22
Walks	2	2x (Arkansas State)	4/19/22
Strikeouts	6	Grambling	3/15/22



37 JAKE FAHERTY

SEASON HIGHS

Category	High	Opponent (Last)	Date
Innings	0.1	UIC	3/10/22
Longest Start	--	--	--
Shortest Start	--	UIC	3/10/22
Longest Relief	0.1	UIC	3/10/22
Hits	0	UIC	3/10/22
Runs	0	UIC	3/10/22
Earned Runs	0	UIC	3/10/22
Walks	1	UIC	3/10/22
Strikeouts	1	UIC	3/10/22

CAREER HIGHS

Category	High	Opponent (Last)	Date
Innings	0.1	UIC	3/10/22
Longest Start	--	--	--
Shortest Start	--	UIC	3/10/22
Longest Relief	0.1	UIC	3/10/22
Hits	0	UIC	3/10/22
Runs	0	UIC	3/10/22
Earned Runs	0	UIC	3/10/22
Walks	1	UIC	3/10/22
Strikeouts	1	UIC	3/10/22



39 EVAN TAYLOR

SEASON HIGHS

Category	High	Opponent (Last)	Date
Innings	3.0	vs. Alabama	5/25/22
Longest Start	--	--	--
Shortest Start	--	--	--
Longest Relief	3.0	vs. Alabama	5/25/22
Hits	3	2x (at #6 Oklahoma State)	6/4/22
Runs	4	at #6 Oklahoma State	6/4/22
Earned Runs	4	at #6 Oklahoma State	6/4/22
Walks	2	2x (at #6 Oklahoma State)	6/4/22
Strikeouts	4	at Alabama	5/19/22

CAREER HIGHS

Category	High	Opponent (Last)	Date
Innings	3.0	vs. Alabama	5/25/22
Longest Start	--	--	--
Shortest Start	--	--	--
Longest Relief	3.0	vs. Alabama	5/25/22
Hits	5	#22 Alabama	3/19/21
Runs	5	#22 Alabama	3/19/21
Earned Runs	5	#22 Alabama	3/19/21
Walks	2	6x (at #6 Oklahoma State)	6/4/22
Strikeouts	4	2x (at Alabama)	5/19/22

**41 WILL McENTIRE****SEASON HIGHS**

Category	High	Opponent (Last)	Date
Innings	6.0	vs. UCA	4/26/22
Longest Start	6.0	vs. UCA	4/26/22
Shortest Start	2.1	vs. Alabama	5/25/22
Longest Relief	5.1	at #6 Oklahoma State	6/5/22
Hits	8	at Alabama	5/19/22
Runs	3	3x (at #6 Oklahoma State)	6/5/22
Earned Runs	3	2x (at #6 Oklahoma State)	6/5/22
Walks	4	2x (at #6 Oklahoma State)	6/5/22
Strikeouts	5	2x (Arkansas State)	4/20/22

CAREER HIGHS

Category	High	Opponent (Last)	Date
Innings	6.0	2x (vs. UCA)	4/26/22
Longest Start	6.0	2x (vs. UCA)	4/26/22
Shortest Start	2.1	vs. Alabama	5/25/22
Longest Relief	5.1	at #6 Oklahoma State	6/5/22
Hits	8	at Alabama	5/19/22
Runs	3	3x (at #6 Oklahoma State)	6/5/22
Earned Runs	3	2x (at #6 Oklahoma State)	6/5/22
Walks	4	2x (at #6 Oklahoma State)	6/5/22
Strikeouts	5	2x (Arkansas State)	4/20/22

**46 TYLER CACCIATORI****SEASON HIGHS**

Category	High	Opponent (Last)	Date
Innings	--	--	--
Longest Start	--	--	--
Shortest Start	--	--	--
Longest Relief	--	--	--
Hits	--	--	--
Runs	--	--	--
Earned Runs	--	--	--
Walks	--	--	--
Strikeouts	--	--	--

CAREER HIGHS

Category	High	Opponent (Last)	Date
Innings	--	--	--
Longest Start	--	--	--
Shortest Start	--	--	--
Longest Relief	--	--	--
Hits	--	--	--
Runs	--	--	--
Earned Runs	--	--	--
Walks	--	--	--
Strikeouts	--	--	--

**43 MILLER PLEIMANN****SEASON HIGHS**

Category	High	Opponent (Last)	Date
Innings	2.1	Little Rock	3/29/22
Longest Start	0.1	UCA	4/5/22
Shortest Start	--	--	--
Longest Relief	2.1	Little Rock	3/29/22
Hits	4	2x (UCA)	4/5/22
Runs	3	UCA	4/5/22
Earned Runs	3	UCA	4/5/22
Walks	1	at Alabama	5/21/22
Strikeouts	5	Little Rock	3/29/22

CAREER HIGHS

Category	High	Opponent (Last)	Date
Innings	2.2	2x (Omaha)	3/26/19
Longest Start	2.2	Omaha	3/26/19
Shortest Start	0.1	UCA	4/5/22
Longest Relief	2.2	Rhode Island	3/16/19
Hits	4	2x (UCA)	4/5/22
Runs	3	3x (UCA)	4/5/22
Earned Runs	3	2x (UCA)	4/5/22
Walks	3	2x (Memphis)	3/24/21
Strikeouts	5	Little Rock	3/29/22

**48 HESTON TOLE****SEASON HIGHS**

Category	High	Opponent (Last)	Date
Innings	3.0	vs. #6 Stanford	2/27/22
Longest Start	--	--	--
Shortest Start	--	--	--
Longest Relief	3.0	vs. #6 Stanford	2/27/22
Hits	5	vs. #6 Stanford	2/27/22
Runs	2	Missouri State	5/3/22
Earned Runs	2	Missouri State	5/3/22
Walks	1	3x (Missouri State)	5/3/22
Strikeouts	4	Grambling	3/16/22

CAREER HIGHS

Category	High	Opponent (Last)	Date
Innings	3.0	vs. #6 Stanford	2/27/22
Longest Start	--	--	--
Shortest Start	--	--	--
Longest Relief	3.0	vs. #6 Stanford	2/27/22
Hits	5	vs. #6 Stanford	2/27/22
Runs	2	2x (Missouri State)	5/3/22
Earned Runs	2	2x (Missouri State)	5/3/22
Walks	1	5x (Missouri State)	5/3/22
Strikeouts	4	Grambling	3/16/22



50 MATTHEW MAGRE

SEASON HIGHS

Category	High	Opponent (Last)	Date
Innings	--	--	--
Longest Start	--	--	--
Shortest Start	--	--	--
Longest Relief	--	--	--
Hits	--	--	--
Runs	--	--	--
Earned Runs	--	--	--
Walks	--	--	--
Strikeouts	--	--	--

CAREER HIGHS

Category	High	Opponent (Last)	Date
Innings	0.2	SEMO	2/27/21
Longest Start	--	--	--
Shortest Start	--	--	--
Longest Relief	0.2	SEMO	2/27/21
Hits	0	SEMO	2/27/21
Runs	0	SEMO	2/27/21
Earned Runs	0	SEMO	2/27/21
Walks	1	SEMO	2/27/21
Strikeouts	1	SEMO	2/27/21



58 EVAN GRAY

SEASON HIGHS

Category	High	Opponent (Last)	Date
Innings	1.0	UIC	3/12/22
Longest Start	--	--	--
Shortest Start	--	--	--
Longest Relief	1.0	UIC	3/12/22
Hits	0	3x (Mississippi State)	4/3/22
Runs	0	3x (Mississippi State)	4/3/22
Earned Runs	0	3x (Mississippi State)	4/3/22
Walks	1	UIC	3/12/22
Strikeouts	3	UIC	3/12/22

CAREER HIGHS

Category	High	Opponent (Last)	Date
Innings	1.0	6x (UIC)	3/12/22
Longest Start	--	--	--
Shortest Start	--	--	--
Longest Relief	1.0	6x (UIC)	3/12/22
Hits	2	Little Rock	4/6/21
Runs	2	Little Rock	4/6/21
Earned Runs	2	Oklahoma	3/16/21
Walks	1	3x (UIC)	3/12/22
Strikeouts	3	UIC	3/12/22



55 GABRIEL STARKS

SEASON HIGHS

Category	High	Opponent (Last)	Date
Innings	2.0	2x (Mississippi State)	4/2/22
Longest Start	--	--	--
Shortest Start	--	--	--
Longest Relief	2.0	2x (Mississippi State)	4/2/22
Hits	2	2x (Mississippi State)	4/2/22
Runs	2	2x (Arkansas State)	4/20/22
Earned Runs	2	Arkansas State	4/20/22
Walks	2	3x (at Alabama)	5/21/22
Strikeouts	4	Grambling	3/15/22

CAREER HIGHS

Category	High	Opponent (Last)	Date
Innings	2.0	2x (Mississippi State)	4/2/22
Longest Start	--	--	--
Shortest Start	--	--	--
Longest Relief	2.0	2x (Mississippi State)	4/2/22
Hits	2	3x (Arkansas State)	4/20/22
Runs	3	UAPB	4/13/21
Earned Runs	3	UAPB	4/13/21
Walks	3	UAPB	4/13/21
Strikeouts	4	Grambling	3/15/22



59 ISSAC BRACKEN

SEASON HIGHS

Category	High	Opponent (Last)	Date
Innings	2.0	UAPB	4/22/22
Longest Start	--	--	--
Shortest Start	--	--	--
Longest Relief	2.0	UAPB	4/22/22
Hits	2	UCA	4/5/22
Runs	1	Southeastern	3/4/22
Earned Runs	1	Southeastern	3/4/22
Walks	1	3x (Arkansas State)	4/20/22
Strikeouts	2	2x (Arkansas State)	4/20/22

CAREER HIGHS

Category	High	Opponent (Last)	Date
Innings	9.0	California Baptist	4/28/19
Longest Start	9.0	California Baptist	4/28/19
Shortest Start	1.2	Sacramento State	3/26/17
Longest Relief	3.0	2x (at Air Force)	5/15/18
Hits	11	at UC Davis	3/16/18
Runs	8	Sacramento State	5/5/19
Earned Runs	7	2x (Sacramento State)	5/5/19
Walks	5	Sacramento State	5/5/19
Strikeouts	10	North Dakota State	3/1/19



88 ZEBULON VERMILLION

SEASON HIGHS

Category	High	Opponent (Last)	Date
Innings	3.0	Kentucky	3/19/22
Longest Start	--	--	--
Shortest Start	--	--	--
Longest Relief	3.0	Kentucky	3/19/22
Hits	3	2x (at Texas A&M)	4/24/22
Runs	2	at Texas A&M	4/24/22
Earned Runs	2	at Texas A&M	4/24/22
Walks	2	Illinois State	2/18/22
Strikeouts	5	Kentucky	3/19/22

CAREER HIGHS

Category	High	Opponent (Last)	Date
Innings	8.0	2x (#22 Alabama)	3/20/21
Longest Start	8.0	2x (#22 Alabama)	3/20/21
Shortest Start	2.2	Auburn	4/2/21
Longest Relief	3.0	3x (South Alabama)	3/8/20
Hits	7	at #2 Mississippi State	3/27/21
Runs	4	at #2 Mississippi State	3/27/21
Earned Runs	4	at #2 Mississippi State	3/27/21
Walks	4	SEMO	2/26/21
Strikeouts	6	South Alabama	3/8/20



OVERALL STATISTICS

Record: 42-19 Home: 28-7 Away: 10-9 Neutral: 4-3 SEC: 18-12

Player	avg	gp-gs	ab	r	h	2b	3b	hr	rbi	tb	slg%	bb	hp	so	gdp	ob%	sf	sh	sb-att	po	a	e	fld%	
18 Chris Lanzilli	.322	53-53	199	33	64	9	0	8	33	97	.487	25	11	43	3	.426	0	2	3-5	73	2	1	.987	
12 Michael Turner	.307	58-57	231	38	71	15	1	9	48	115	.498	26	3	46	9	.379	4	0	1-1	494	43	3	.994	
7 Cayden Wallace	.300	61-61	247	58	74	17	1	15	57	138	.559	37	5	49	3	.395	5	0	12-13	25	104	10	.928	
2 Jalen Battles	.288	60-60	226	46	65	12	1	10	43	109	.482	24	1	53	4	.354	3	1	2-2	76	155	8	.967	
24 Braydon Webb	.284	56-52	183	54	52	5	0	14	38	99	.541	39	7	49	6	.428	0	2	10-11	112	0	1	.991	
10 Peyton Stovall	.275	46-45	171	34	47	7	0	5	21	69	.404	19	6	35	1	.367	0	1	1-1	353	24	2	.995	
17 Brady Slavens	.256	57-56	215	33	55	10	3	15	54	116	.540	29	1	57	6	.339	6	0	2-3	91	5	3	.970	
3 Zack Gregory	.228	50-47	127	42	29	7	0	5	16	51	.402	34	16	53	1	.444	1	7	5-5	71	2	2	.973	
1 Robert Moore	.227	59-59	220	42	50	16	2	8	42	94	.427	38	13	43	4	.371	1	2	5-7	88	148	2	.992	

9 Drake Varnado	.235	15-3	17	6	4	1	0	0	4	5	.294	4	1	7	0	.391	1	0	1-2	1	1	0	1.000	
8 Jace Bohrofen	.228	29-24	92	16	21	8	1	3	17	40	.435	9	5	22	1	.327	1	0	0-2	30	3	0	1.000	
15 Dylan Leach	.224	23-16	58	15	13	3	1	4	16	30	.517	5	1	16	1	.297	0	0	4-4	148	18	2	.988	
44 Max Soliz Jr.	.222	5-1	9	2	2	1	0	0	1	3	.333	1	0	4	0	.300	0	0	0-0	2	0	0	1.000	
5 Kendall Diggs	.207	23-15	58	13	12	1	0	3	14	22	.379	14	1	13	0	.365	1	0	1-1	25	1	0	1.000	
Totals	.272	61	2053	432	559	112	10	99	404	988	.481	304	71	490	39	.381	23	15	47-57	1611	562	41	.981	
Opponents	.232	61	1989	267	462	83	2	55	246	714	.359	266	58	626	45	.338	15	17	48-67	1556	508	77	.964	

LOB - Team (479), Opp (468). DPs turned - Team (53), Opp (45). CI - Team (1), Turner 1, Opp (1). IBB - Team (12), Wallace 6, Turner 3, Moore 2, Battles 1, Opp (3). Picked off - Gregory 1, Slavens 1.

(All games Sorted by Earned run avg)

Player	era	w-l	app	gs	cg	sho	sv	ip	h	r	er	bb	so	2b	3b	hr	b/avg	wp	hp	bk	sfa	sha
13 Connor Noland	3.86	7-5	18	17	0	0/0	0	100.1	96	47	43	33	105	14	1	6	.252	2	8	1	1	3
33 Hagen Smith	4.82	6-2	18	14	0	0/1	2	71.0	61	39	38	42	80	7	1	12	.235	5	9	0	5	2
22 Jaxon Wiggins	6.12	6-3	16	15	0	0/0	0	64.2	61	47	44	40	79	10	0	10	.245	11	7	2	1	3

58 Evan Gray	0.00	0-0	3	0	0	0/0	0	1.2	0	0	0	1	3	0	0	0	.000	0	0	0	0	0
37 Jake Faherty	0.00	0-0	1	0	0	0/0	0	0.1	0	0	0	1	1	0	0	0	.000	0	1	0	0	0
59 Issac Bracken	1.59	0-0	5	0	0	0/1	0	5.2	3	1	1	3	7	1	0	0	.167	0	2	0	1	0
32 Zack Morris	1.91	5-0	19	1	0	0/1	0	33.0	26	8	7	17	25	4	0	2	.222	3	2	0	3	2
55 Gabriel Starks	2.45	0-0	11	0	0	0/1	0	11.0	7	5	3	9	17	1	0	0	.175	3	2	0	0	0
88 Zebulon Vermillion	2.59	2-0	22	0	0	0/1	2	24.1	22	7	7	10	27	4	0	2	.234	0	1	1	1	0
34 Nick Griffin	2.70	0-0	7	0	0	0/1	0	6.2	4	2	2	11	11	1	0	0	.190	3	2	0	0	0
41 Will McEntire	3.25	1-2	10	6	0	0/1	1	36.0	28	14	13	20	36	4	0	3	.217	2	0	0	0	1
39 Evan Taylor	3.49	5-0	29	0	0	0/1	2	38.2	24	19	15	16	48	8	0	6	.176	1	6	0	1	2
29 Austin Ledbetter	3.60	0-0	5	2	0	0/0	0	10.0	8	4	4	1	10	1	0	2	.229	1	2	0	0	0
48 Heston Tole	3.77	2-0	10	0	0	0/0	1	14.1	20	7	6	3	20	4	0	2	.339	3	0	0	0	1
25 Brady Tygart	3.93	3-4	22	0	0	0/0	8	36.2	28	17	16	20	51	3	0	3	.217	0	7	0	1	3
38 Mark Adamiak	3.95	2-0	9	3	0	0/1	0	13.2	14	6	6	8	18	4	0	0	.264	0	0	1	0	0
28 Kole Ramage	4.22	3-2	28	2	0	0/1	3	49.0	40	26	23	18	61	11	0	5	.215	9	4	1	0	0
20 Elijah Trest	4.50	0-1	12	0	0	0/1	0	12.0	6	7	6	9	14	3	0	0	.146	1	3	0	0	0
43 Miller Pleimann	7.71	0-0	6	1	0	0/0	0	7.0	12	7	6	1	12	3	0	1	.387	1	1	0	1	0
27 Nick Moten	36.00	0-0	2	0	0	0/0	0	1.0	2	4	4	3	1	0	0	1	.500	1	1	1	0	0
Totals	4.09	42-19	61	61	0	3/3	19	537.0	462	267	244	266	626	83	2	55	.232	46	58	7	15	17
Opponents	6.70	19-42	61	61	1	2/1	10	518.2	559	432	386	304	490	112	10	99	.272	44	71	5	23	15

PB - Team (13), Turner 7, Leach 6, Opp (7). Pickoffs - Team (6), Taylor 1, Adamiak 1, Wiggins 1, Turner 1, Noland 1, Smith 1, Opp (2). SBA/ATT - Turner (36-49), Leach (12-16), Noland (10-14), Wiggins (10-12), Tole (5-7), Smith (5-7), Ledbetter (3-5), Taylor (4-5), Vermillion (4-4), Griffin (0-2), Ramage (2-2), McEntire (1-2), Tygart (1-2), Starks (1-1), Morris (1-1), Trest (0-1), Adamiak (0-1), Pleimann (1-1).



Record: 18-12 Home: 11-4 Away: 7-8 SEC: 18-12

Player	avg	gp-gs	ab	r	h	2b	3b	hr	rbi	tb	slg%	bb	hp	so	gdp	ob%	sf	sh	sb-att	po	a	e	fld%	
7 Cayden Wallace	.310	30-30	129	23	40	12	0	6	24	70	.543	12	1	32	2	.373	0	0	2-2	13	56	6	.920	
24 Braydon Webb	.294	30-30	102	28	30	3	0	9	21	60	.588	21	4	23	5	.433	0	2	5-6	75	0	0	1.000	
12 Michael Turner	.288	30-30	125	17	36	9	0	2	15	51	.408	11	0	26	5	.343	1	0	0-0	292	15	2	.994	
2 Jalen Battles	.287	30-30	108	19	31	4	0	4	20	47	.435	12	0	28	2	.350	3	0	1-1	28	76	6	.945	
18 Chris Lanzilli	.283	25-25	99	18	28	4	0	4	12	44	.444	8	4	21	1	.360	0	1	2-4	54	1	1	.982	
10 Peyton Stovall	.218	21-21	78	13	17	4	0	2	8	27	.346	9	3	17	0	.322	0	0	1-1	169	5	1	.994	
3 Zack Gregory	.217	26-25	60	14	13	2	0	4	11	27	.450	14	10	26	1	.435	1	6	3-3	33	0	1	.971	
17 Brady Slavens	.214	28-28	98	12	21	4	1	7	18	48	.490	16	0	30	5	.311	5	0	0-1	54	5	2	.967	
1 Robert Moore	.213	30-30	108	17	23	5	1	4	22	42	.389	20	5	24	1	.358	1	1	2-3	44	74	1	.992	

8 Jace Bohrofen	.195	15-11	41	5	8	2	0	1	5	13	.317	5	2	10	1	.313	0	0	0-1	18	2	0	1.000	
5 Kendall Diggs	.129	11-8	31	6	4	0	0	2	6	10	.323	6	1	7	0	.289	0	0	1-1	5	0	0	1.000	
15 Dylan Leach	.091	6-2	11	0	1	1	0	0	2	2	.182	0	0	4	1	.091	0	0	0-0	0	0	0	.000	
9 Drake Varnado	.000	4-0	3	1	0	0	0	0	0	0	.000	0	0	2	0	.000	0	0	0-0	0	0	0	.000	
44 Max Soliz Jr.	.000	1-0	1	0	0	0	0	0	0	0	.000	1	0	1	0	.500	0	0	0-0	0	0	0	.000	
Totals	.254	30	994	173	252	50	2	45	164	441	.444	135	30	251	24	.356	11	10	17-23	792	253	23	.978	
Opponents	.241	30	1003	146	242	39	1	31	136	376	.375	127	23	295	23	.337	11	8	21-25	784	272	31	.971	

LOB - Team (223), Opp (235). DPs turned - Team (24), Opp (26). CI - Team (1), Turner 1. IBB - Team (6), Wallace 3, Turner 3, Opp (3). Picked off - Slavens 1.

(SEC games only Sorted by Earned run avg)

Player	era	w-l	app	gs	cg	sho	sv	ip	h	r	er	bb	so	2b	3b	hr	b/avg	wp	hp	bksfa	sha	
13 Connor Noland	3.84	3-3	10	10	0	0/0	0	58.2	55	29	25	20	59	6	0	3	.244	2	5	0	1	1
33 Hagen Smith	5.96	3-1	10	9	0	0/1	0	45.1	42	31	30	28	47	7	1	9	.244	3	5	0	5	0
22 Jaxon Wiggins	6.70	4-3	10	10	0	0/0	0	41.2	46	34	31	24	54	7	0	8	.274	5	4	0	1	1

55 Gabriel Starks	0.00	0-0	4	0	0	0/0	0	4.2	3	2	0	4	4	1	0	0	.158	1	0	0	0	0
58 Evan Gray	0.00	0-0	1	0	0	0/0	0	0.1	0	0	0	0	0	0	0	0	.000	0	0	0	0	0
32 Zack Morris	1.88	3-0	9	0	0	0/0	0	14.1	10	3	3	6	8	2	0	1	.208	1	0	0	2	2
25 Brady Tygart	1.91	1-3	15	0	0	0/0	7	28.1	15	7	6	15	40	2	0	1	.160	0	3	0	1	3
39 Evan Taylor	3.47	3-0	17	0	0	0/1	2	23.1	17	12	9	10	31	5	0	4	.202	0	4	0	0	1
41 Will McEntire	3.48	0-0	3	1	0	0/0	1	10.1	13	4	4	2	11	3	0	0	.302	0	0	0	0	0
88 Zebulon Vermillion	3.77	1-0	12	0	0	0/1	2	14.1	16	6	6	4	14	1	0	2	.276	0	0	1	0	0
28 Kole Ramage	4.50	0-1	12	0	0	0/0	0	16.0	15	9	8	9	22	4	0	1	.234	5	1	0	0	0
48 Heston Tole	4.50	0-0	1	0	0	0/0	0	2.0	4	1	1	0	2	1	0	1	.444	0	0	0	0	0
43 Miller Pleimann	9.00	0-0	1	0	0	0/0	0	2.0	3	2	2	1	2	0	0	1	.429	0	0	0	1	0
20 Elijah Trest	16.88	0-1	4	0	0	0/0	0	2.2	3	6	5	4	1	0	0	0	.273	1	1	0	0	0
Totals	4.43	18-12	30	30	0	1/1	12	264.0	242	146	130	127	295	39	1	31	.241	18	23	1	11	8
Opponents	5.34	12-18	30	30	1	1/0	5	261.1	252	173	155	135	251	50	2	45	.254	15	30	1	11	10

PB - Team (6), Turner 5, Leach 1, Opp (2). Pickoffs - Team (1), Taylor 1, Opp (1). SBA/ATT - Turner (21-25), Noland (6-8), Wiggins (6-6), Smith (3-4), Taylor (3-4), Vermillion (2-2), Starks (1-1).



||| GAMES SUMMARY

Score by innings	1	2	3	4	5	6	7	8	9	EX	Total
Arkansas	24	48	53	50	69	51	46	63	27	1	432
Opponents	28	40	36	32	36	29	23	18	16	9	267

Record when ...

Overall	42-19	After 6 leading	33-1
Conference	18-12 trailing	6-14
Non-Conference	24-7 tied	3-4
Home games	28-7	After 7 leading	34-0
Away games	10-9 trailing	4-15
Neutral site	4-3 tied	2-3
Day games	22-12	After 8 leading	35-1
Night games	20-7 trailing	0-15
vs Left starter	8-7 tied	2-2
vs Right starter	34-12		
1-Run games	4-4	Hit 0 home runs	9-8
2-Run games	8-8	... 1 home run	11-3
5+Run games	19-4	... 2+ home runs	22-8
Extra innings	1-3		
Shutouts	3-2	Opponent 0 home runs	21-6
	 1 home run	16-3
Scoring 0-2 runs	1-6 2+ HRs	5-10
..... 3-5 runs	11-8		
..... 6-9 runs	14-3	Made 0 errors	25-6
..... 10+ runs	16-2 1 error	13-8
	 2+ errors	4-5
Opponent 0-2 runs	20-1		
..... 3-5 runs	16-7	Opp. made 0 errors	6-9
..... 6-9 runs	5-8 1 error	24-5
..... 10+ runs	1-3 2+ errors	12-5
Scored in 1st inning	16-2	Out-hit opponent	33-3
Opp. scored in 1st	10-5	Out-hit by opponent	8-14
Scores first	29-5	Hits are tied	1-2
Opp. scores first	13-14		

Record when team scores:

Runs	0	1	2	3	4	5	6	7	8	9	10+
W-L	0-2	0-1	1-3	2-4	5-1	4-3	6-2	5-1	2-0	1-0	16-2

Record when opponent scores:

Runs	0	1	2	3	4	5	6	7	8	9	10+
W-L	3-0	12-0	5-1	8-1	6-2	2-4	1-1	0-4	3-1	1-2	1-3

Record when leading after:

Inn.	1	2	3	4	5	6	7	8
W-L	14-2	19-2	25-3	28-3	35-2	33-1	34-0	35-1

Record when trailing after:

Inn.	1	2	3	4	5	6	7	8
W-L	8-5	8-10	11-14	10-14	5-14	6-14	4-15	0-15

Record when tied after:

Inn.	1	2	3	4	5	6	7	8
W-L	20-12	15-7	6-2	4-2	2-3	3-4	2-3	2-2

Current winning streak: 2
 Longest winning streak: 12
 Longest losing streak: 4

Home attendance : 363153 (35 dates avg = 10375)
 Away attendance : 119398 (26 dates avg = 4592)
 Total attendance: 482551 (61 dates avg = 7910)

Starting Lineup By Position
(Team W-L record when starter)

PITCHER:		
13 Connor Noland	17	(10-7)
22 Jaxon Wiggins	15	(9-6)
33 Hagen Smith	14	(10-4)
41 Will McEntire	6	(4-2)
38 Mark Adamiak	3	(3-0)
28 Kole Ramage	2	(2-0)
29 Austin Ledbetter	2	(2-0)
43 Miller Pleimann	1	(1-0)
32 Zack Morris	1	(1-0)
CATCHER:		
12 Michael Turner	47	(29-18)
15 Dylan Leach	14	(13-1)
FIRST BASE:		
10 Peyton Stovall	42	(28-14)
17 Brady Slavens	12	(7-5)
12 Michael Turner	5	(5-0)
5 Kendall Diggs	2	(2-0)
SECOND BASE:		
1 Robert Moore	58	(39-19)
10 Peyton Stovall	3	(3-0)
THIRD BASE:		
7 Cayden Wallace	61	(42-19)
SHORTSTOP:		
2 Jalen Battles	60	(41-19)
1 Robert Moore	1	(1-0)
LEFT FIELD:		
3 Zack Gregory	37	(24-13)
8 Jace Bohrofen	18	(12-6)
18 Chris Lanzilli	5	(5-0)
9 Drake Varnado	1	(1-0)
CENTER FIELD:		
24 Braydon Webb	52	(35-17)
3 Zack Gregory	9	(7-2)
RIGHT FIELD:		
18 Chris Lanzilli	40	(26-14)
17 Brady Slavens	13	(10-3)
8 Jace Bohrofen	5	(3-2)
9 Drake Varnado	2	(2-0)
3 Zack Gregory	1	(1-0)
DESIGNATED HITTER:		
17 Brady Slavens	31	(20-11)
5 Kendall Diggs	13	(11-2)
18 Chris Lanzilli	8	(5-3)
12 Michael Turner	5	(4-1)
15 Dylan Leach	2	(0-2)
44 Max Soliz Jr.	1	(1-0)
8 Jace Bohrofen	1	(1-0)

Starting Lineup By Lineup Spot
(Team W-L record when starter)

LEADOFF:		
7 Cayden Wallace	42	(29-13)
24 Braydon Webb	8	(5-3)
10 Peyton Stovall	7	(4-3)
3 Zack Gregory	3	(3-0)
1 Robert Moore	1	(1-0)
2ND SPOT:		
17 Brady Slavens	20	(14-6)
7 Cayden Wallace	12	(8-4)
10 Peyton Stovall	11	(9-2)
12 Michael Turner	7	(4-3)
1 Robert Moore	5	(4-1)
24 Braydon Webb	5	(3-2)
8 Jace Bohrofen	1	(0-1)
3RD SPOT:		
12 Michael Turner	21	(18-3)
1 Robert Moore	19	(10-9)
18 Chris Lanzilli	11	(8-3)
7 Cayden Wallace	7	(5-2)
8 Jace Bohrofen	2	(1-1)
2 Jalen Battles	1	(0-1)
CLEANUP:		
18 Chris Lanzilli	22	(14-8)
12 Michael Turner	19	(12-7)
1 Robert Moore	10	(8-2)
17 Brady Slavens	8	(6-2)
24 Braydon Webb	1	(1-0)
8 Jace Bohrofen	1	(1-0)
5TH SPOT:		
1 Robert Moore	16	(12-4)
18 Chris Lanzilli	13	(10-3)
17 Brady Slavens	9	(6-3)
8 Jace Bohrofen	5	(4-1)
24 Braydon Webb	5	(4-1)
12 Michael Turner	5	(1-4)
5 Kendall Diggs	4	(3-1)
2 Jalen Battles	4	(2-2)
6TH SPOT:		
24 Braydon Webb	15	(9-6)
2 Jalen Battles	12	(9-3)
17 Brady Slavens	11	(8-3)
1 Robert Moore	7	(5-2)
18 Chris Lanzilli	5	(3-2)
5 Kendall Diggs	4	(3-1)
8 Jace Bohrofen	4	(4-0)
12 Michael Turner	2	(0-2)
3 Zack Gregory	1	(1-0)
7TH SPOT:		
2 Jalen Battles	21	(17-4)
10 Peyton Stovall	9	(5-4)
8 Jace Bohrofen	8	(6-2)
17 Brady Slavens	7	(3-4)
24 Braydon Webb	6	(4-2)
5 Kendall Diggs	3	(3-0)
3 Zack Gregory	2	(2-0)
15 Dylan Leach	2	(0-2)
18 Chris Lanzilli	1	(1-0)
1 Robert Moore	1	(0-1)
12 Michael Turner	1	(1-0)
8TH SPOT:		
2 Jalen Battles	19	(12-7)
10 Peyton Stovall	15	(12-3)
24 Braydon Webb	12	(9-3)
8 Jace Bohrofen	3	(0-3)



||| MISCELLANEOUS STATS

Multiple Hit Games	2	3	4	5+	Total
2 Jalen Battles	20	1	-	-	21
7 Cayden Wallace	13	5	1	-	19
12 Michael Turner	10	7	1	-	18
18 Chris Lanzilli	13	3	-	-	16
24 Braydon Webb	11	4	-	-	15
1 Robert Moore	12	2	-	-	14
17 Brady Slavens	10	2	2	-	14
10 Peyton Stovall	10	4	-	-	14
8 Jace Bohrofen	4	1	-	-	5
3 Zack Gregory	4	-	-	-	4
15 Dylan Leach	2	-	-	1	3
5 Kendall Diggs	1	1	-	-	2
9 Drake Varnado	1	-	-	-	1
TEAM	111	30	4	1	146

Multiple RBI Games	2	3	4	5+	Total
7 Cayden Wallace	6	5	3	1	15
12 Michael Turner	7	6	1	-	14
17 Brady Slavens	5	7	1	1	14
1 Robert Moore	8	4	1	-	13
2 Jalen Battles	9	2	1	-	12
24 Braydon Webb	9	1	2	-	12
18 Chris Lanzilli	3	4	1	-	8
10 Peyton Stovall	7	-	-	-	7
8 Jace Bohrofen	3	1	-	1	5
5 Kendall Diggs	2	2	1	-	5
15 Dylan Leach	2	1	-	1	4
3 Zack Gregory	1	-	1	-	2
9 Drake Varnado	1	-	-	-	1
TEAM	63	33	12	4	112

Hitting Streaks	Longest	Current
7 Cayden Wallace	12	1
18 Chris Lanzilli	12	10
10 Peyton Stovall	11	5
2 Jalen Battles	10	-
12 Michael Turner	7	6
8 Jace Bohrofen	7	-
24 Braydon Webb	6	6
17 Brady Slavens	5	4
3 Zack Gregory	5	-
1 Robert Moore	3	-
15 Dylan Leach	3	-
44 Max Soliz Jr.	2	-
9 Drake Varnado	2	-
5 Kendall Diggs	2	-

Reached Base Streaks	Longest	Current
1 Robert Moore	31	1
18 Chris Lanzilli	27	10
3 Zack Gregory	22	1
12 Michael Turner	18	6
24 Braydon Webb	18	16
10 Peyton Stovall	17	5
2 Jalen Battles	16	-
7 Cayden Wallace	16	16
17 Brady Slavens	10	5
8 Jace Bohrofen	8	-
5 Kendall Diggs	8	-
15 Dylan Leach	5	-
44 Max Soliz Jr.	3	-
9 Drake Varnado	2	-



STARTERS SUMMARY

Player	GS	Position											Batting Order								
		p	c	1b	2b	3b	ss	lf	cf	rf	of	dh	1st	2nd	3rd	4th	5th	6th	7th	8th	9th
7 Cayden Wallace	61	61	42	12	7
2 Jalen Battles	60	60	1	.	4	12	21	19	3
1 Robert Moore	59	.	.	.	58	.	1	1	5	19	10	16	7	1	.	.
12 Michael Turner	57	.	47	5	5	.	7	21	19	5	2	1	2	.
17 Brady Slavens	56	.	.	12	13	.	31	.	20	.	8	9	11	7	1	.
18 Chris Lanzilli	53	5	.	40	.	8	.	.	11	22	13	5	1	1	.
24 Braydon Webb	52	52	.	.	8	5	.	1	5	15	6	12	.
3 Zack Gregory	47	37	9	1	.	.	3	1	2	2	39
10 Peyton Stovall	45	.	.	42	3	7	11	9	15	3
8 Jace Bohrofen	24	18	.	5	.	1	.	1	2	1	5	4	8	3	.
13 Connor Noland	17	17
15 Dylan Leach	16	.	14	2	2	1	13
5 Kendall Diggs	15	.	.	2	13	4	4	3	2	2
22 Jaxon Wiggins	15	15
33 Hagen Smith	14	14
41 Will McEntire	6	6
38 Mark Adamiak	3	3
9 Drake Varnado	3	1	.	2	2	1
28 Kole Ramage	2	2
29 Austin Ledbett	2	2
43 Miller Pleimann	1	1
44 Max Soliz Jr.	1	1
32 Zack Morris	1	1



||| INDIVIDUAL GAME-BY-GAME

#38 Mark Adamiak - 3 games (All games)

Date	Opponent	Pos	AB	R	H	RBI	2B	3B	HR	BB	SB	CS	HBP	SAC	SF	GDP	K	PO	A	E	Avg
Mar 02	OMAHA	*p	0	0	0	0	0	0	0	0	0	0	0	0	0	0	0	0	1	0	.000
Mar 15	GRAMBLING	*p	0	0	0	0	0	0	0	0	0	0	0	0	0	0	0	1	0	0	.000
Apr 12	UAPB-2	p	0	0	0	0	0	0	0	0	0	0	0	0	0	0	0	0	1	0	.000
Totals		2gs	0	0	0	0	0	0	0	0	0	0	0	0	0	0	0	1	2	0	.000

On base pct. .000 • Slugging pct. .000

#38 Mark Adamiak - 9 appearances (All games)

Date	Opponent	GS	IP	H	R	ER	BB	SO	2B	3B	HR	WP	BK	HBP	IBB	Score	W-L	Sv	ERA	NP
Feb 19	ILLINOIS STATE		1.1	3	0	0	1	2	2	0	0	0	0	0	0	5-1	0-0	0	0.00	32
Mar 02	OMAHA	*	2.2	4	1	1	0	0	0	0	0	0	0	0	0	15-3	0-0	0	2.25	53
Mar 13	UIC		0.2	0	0	0	1	0	0	0	0	0	0	0	0	10-8	1-0	0	1.93	12
Mar 15	GRAMBLING	*	4.0	2	1	1	1	6	1	0	0	0	0	0	0	14-1	2-0	0	2.08	63
Mar 29	LITTLE ROCK	*	0.2	3	4	4	2	1	1	0	0	0	0	0	0	16-8	2-0	0	5.79	35
Apr 05	CENTRAL ARKAN		1.0	0	0	0	0	3	0	0	0	0	0	0	0	21-9	2-0	0	5.23	13
Apr 12	UAPB-2		1.0	1	0	0	0	2	0	0	0	0	0	0	0	6-0	2-0	0	4.76	15
Apr 19	ARKANSAS STAT		2.1	1	0	0	2	4	0	0	0	0	1	0	0	10-1	2-0	0	3.95	50
Apr 26	vs Central Arkansa		0.0	0	0	0	1	0	0	0	0	0	0	0	0	2-1	2-0	0	3.95	5
Totals		3	13.2	14	6	6	8	18	4	0	0	0	1	0	0	99-32	2-0	0	3.95	-



#2 Jalen Battles - 60 games (All games)

Date	Opponent	Pos	AB	R	H	RBI	2B	3B	HR	BB	SB	CS	HBP	SAC	SF	GDP	K	PO	A	E	Avg
Feb 18	ILLINOIS STATE	*ss	4	1	1	1	0	0	1	0	0	0	0	0	0	0	2	2	2	0	.250
Feb 19	ILLINOIS STATE	*ss	3	1	1	0	0	0	0	1	0	0	0	0	0	0	0	3	4	0	.286
Feb 20	ILLINOIS STATE	*ss	4	0	2	1	1	0	0	0	0	0	0	0	0	0	1	1	6	0	.364
Feb 25	vs Indiana	*ss	3	1	0	0	0	0	0	1	0	0	0	0	0	0	0	1	1	2	.286
Feb 27	vs Stanford	*ss	4	0	0	0	0	0	0	0	0	0	0	0	0	0	2	5	4	0	.222
Feb 27	vs Louisiana	*ss	4	1	1	3	0	0	1	0	0	0	0	0	0	0	1	2	5	1	.227
Mar 02	OMAHA	*ss	4	2	2	0	0	0	0	1	0	0	0	0	0	0	1	0	1	0	.269
Mar 04	SOUTHEASTERN	*ss	4	1	1	0	0	0	0	0	0	0	0	0	0	0	1	2	3	0	.267
Mar 05	SOUTHEASTERN-	*ss	3	0	0	0	0	0	0	1	0	0	0	0	0	0	2	2	1	0	.242
Mar 05	SOUTHEASTERN-	*ss	4	1	1	0	1	0	0	0	0	0	0	0	0	0	0	1	7	0	.243
Mar 10	UIC-1	*ss	4	2	2	2	0	0	1	0	0	0	0	0	0	0	0	0	5	0	.268
Mar 10	UIC-2	*ss	3	1	0	0	0	0	0	1	0	0	0	0	0	0	0	7	3	0	.250
Mar 12	UIC	*ss	5	0	1	0	1	0	0	0	0	0	0	0	0	1	0	1	1	0	.245
Mar 13	UIC	*ss	4	0	2	0	0	0	0	0	0	0	0	0	0	0	0	0	1	0	.264
Mar 15	GRAMBLING	*ss	3	2	0	0	0	0	0	2	0	0	0	0	0	0	0	1	0	0	.250
Mar 18	KENTUCKY	*ss	3	0	0	1	0	0	0	0	0	0	0	0	1	0	1	2	4	0	.237
Mar 19	KENTUCKY	*ss	4	0	1	1	0	0	0	0	0	0	0	0	0	0	1	1	5	0	.238
Mar 20	KENTUCKY	*ss	4	1	2	1	0	0	0	0	0	0	0	0	0	0	0	0	1	0	.254
Mar 25	at Mizzou	*ss	5	1	2	0	0	0	0	0	0	0	0	0	0	0	3	1	2	0	.264
Mar 26	at Mizzou	*ss	4	1	1	0	0	0	0	0	0	0	0	0	0	0	1	0	2	1	.263
Mar 27	at Mizzou	*ss	4	0	1	1	0	0	0	0	0	0	0	0	0	0	1	2	1	0	.262
Mar 29	LITTLE ROCK	*ss	4	2	2	2	0	0	0	1	0	0	0	0	0	0	0	1	4	0	.274
Apr 01	MISSISSIPPI STA	*ss	4	2	2	3	0	0	2	1	0	0	0	0	0	1	1	1	5	0	.284
Apr 02	MISSISSIPPI STA	*ss	3	2	1	1	0	0	0	1	0	0	0	0	0	0	0	0	3	0	.286
Apr 03	MISSISSIPPI STA	*ss	4	0	1	0	0	0	0	1	0	0	0	0	0	0	1	1	2	0	.284
Apr 05	CENTRAL ARKAN	*ss	6	1	1	1	0	0	1	0	0	0	0	0	0	0	2	4	0	0	.277
Apr 07	at Florida	*ss	2	0	0	1	0	0	0	2	0	0	0	0	1	0	1	0	5	0	.272
Apr 08	at Florida	*ss	4	1	1	0	0	0	0	0	0	0	0	0	0	0	0	0	5	0	.271
Apr 09	at Florida	*ss	4	2	2	1	1	0	0	0	0	0	0	0	0	0	1	1	1	0	.279
Apr 12	UAPB-1	*ss	3	2	2	1	1	0	0	0	1	0	1	0	0	0	0	2	5	0	.289
Apr 12	UAPB-2	*ss	3	0	3	2	1	1	0	0	0	0	0	0	0	0	0	0	2	0	.308
Apr 14	LSU	*ss	4	0	1	0	0	0	0	0	0	0	0	0	0	0	2	0	2	0	.306
Apr 15	LSU	*ss	3	0	0	0	0	0	0	0	0	0	0	0	0	0	0	0	1	0	.298
Apr 16	LSU	*ss	4	1	1	0	0	0	0	0	0	0	0	0	0	0	2	1	1	0	.297
Apr 19	ARKANSAS STAT	*ss	4	1	1	1	1	0	0	1	0	0	0	0	0	0	1	0	2	1	.295
Apr 20	ARKANSAS STAT	*ss	5	2	2	0	2	0	0	0	0	0	0	0	0	0	0	2	4	0	.299
Apr 22	at Texas A&M	*ss	4	0	0	0	0	0	0	0	0	0	0	0	0	0	3	1	2	0	.291
Apr 23	at Texas A&M	*ss	4	0	2	0	0	0	0	0	0	0	0	0	0	0	1	0	2	0	.297
Apr 24	at Texas A&M	*ss	3	1	2	2	0	0	1	1	0	0	0	0	0	0	0	1	0	0	.304
Apr 26	vs Central Arkansa	*ss	4	0	0	0	0	0	0	0	0	0	0	0	0	0	1	2	2	0	.296
Apr 29	OLE MISS	*ss	3	0	0	0	0	0	0	0	0	0	0	0	0	0	0	1	2	2	.290
Apr 30	OLE MISS	*ss	4	0	0	0	0	0	0	0	0	0	0	0	0	0	3	3	3	0	.283
May 01	OLE MISS	*ss	3	0	1	0	0	0	0	1	0	0	0	0	0	0	0	2	4	1	.284
May 03	MISSOURI STATE	*ss	4	0	1	2	0	0	0	0	0	0	0	0	0	0	2	1	1	0	.283
May 06	at Auburn	*ss	4	1	0	0	0	0	0	1	0	0	0	0	0	0	1	0	2	1	.276
May 07	at Auburn	*ss	4	0	0	0	0	0	0	0	0	0	0	0	0	0	2	0	2	0	.270
May 08	at Auburn	*ss	4	0	2	2	0	0	0	0	0	0	0	0	1	0	0	4	2	2	.275
May 13	VANDERBILT	*ss	3	1	2	0	2	0	0	1	0	0	0	0	0	0	1	0	3	0	.282
May 14	VANDERBILT	*ss	2	3	1	2	0	0	1	2	0	0	0	0	0	0	1	0	4	0	.284
May 15	VANDERBILT	*ss	3	0	0	0	0	0	0	0	0	0	0	0	0	0	0	0	1	0	.280
May 19	at Alabama	*ss	4	1	2	2	1	0	0	0	1	0	0	0	0	0	0	1	3	0	.284
May 20	at Alabama	*ss	4	1	1	1	0	0	0	0	0	0	0	0	0	0	1	0	1	3	.284
May 21	at Alabama	*ss	3	0	2	1	0	0	0	1	0	0	0	0	0	0	0	3	3	0	.289
May 25	vs Alabama	*ss	4	1	2	1	0	0	1	0	0	0	0	0	0	0	0	1	6	0	.294
May 27	vs Florida	*ss	3	1	0	0	0	0	0	1	0	0	0	0	0	0	2	0	2	0	.289
Jun 03	vs Grand Canyon	*ss	3	0	1	0	0	0	0	1	0	0	0	1	0	0	1	0	1	0	.290
Jun 04	at Oklahoma State	*ss	6	1	2	4	0	0	1	0	0	0	0	0	0	1	1	1	0	0	.291
Jun 05	at Oklahoma State	*ss	6	1	1	0	0	0	0	0	0	0	0	0	0	0	1	3	3	0	.288
Jun 06	at Oklahoma State	*ss	3	2	2	2	0	0	0	1	0	0	0	0	0	0	1	2	1	0	.293
Jun 11	at North Carolina	*ss	4	0	0	0	0	0	0	0	0	0	0	0	0	0	2	1	1	0	.288
Totals		60gs	226	46	65	43	12	1	10	24	2	0	1	1	3	4	53	76	155	8	.288

On base pct. .354 • Slugging pct. .482



||| INDIVIDUAL GAME-BY-GAME

#8 Jace Bohrofen - 29 games (All games)

Date	Opponent	Pos	AB	R	H	RBI	2B	3B	HR	BB	SB	CS	HBP	SAC	SF	GDP	K	PO	A	E	Avg
Feb 18	ILLINOIS STATE	*of	3	0	0	0	0	0	0	0	0	0	1	0	0	0	1	0	0	0	.000
Feb 19	ILLINOIS STATE	*of	4	0	0	0	0	0	0	0	0	0	0	0	0	0	1	1	0	0	.000
Feb 25	vs Indiana	*of	5	0	0	0	0	0	0	0	0	0	0	0	0	0	2	0	0	0	.000
Feb 27	vs Louisiana	*of	4	1	0	0	0	0	0	1	0	0	0	0	0	0	2	1	0	0	.000
Mar 04	SOUTHEASTERN	*of	3	1	2	0	2	0	0	1	0	0	0	0	0	0	0	0	0	0	.105
Mar 05	SOUTHEASTERN-	*of	4	0	1	0	0	0	0	0	0	0	0	0	0	0	1	5	0	0	.130
Mar 05	SOUTHEASTERN-	*of	5	1	3	5	0	1	0	0	0	1	0	0	0	0	1	0	0	0	.214
Apr 01	MISSISSIPPI STA	*dh	3	0	0	0	0	0	0	0	0	0	0	0	0	0	3	0	0	0	.194
Apr 05	CENTRAL ARKAN	*of	6	2	2	3	0	0	2	0	0	0	0	0	0	0	1	1	1	0	.216
Apr 08	at Florida	*of	5	0	0	0	0	0	0	0	0	0	0	0	0	0	1	1	0	0	.190
Apr 12	UAPB-2	*of	2	1	1	1	1	0	0	0	0	0	1	0	0	0	0	0	0	0	.205
Apr 14	LSU	of	0	0	0	0	0	0	0	0	0	0	0	0	0	0	0	1	0	0	.205
Apr 19	ARKANSAS STAT	*of	3	2	1	1	0	0	0	1	0	0	0	0	1	0	1	2	0	0	.213
Apr 20	ARKANSAS STAT	*of	4	3	2	2	2	0	0	0	0	1	0	0	0	0	1	0	0	0	.235
Apr 23	at Texas A&M	of	0	0	0	0	0	0	0	1	0	0	0	0	0	0	0	2	0	0	.235
Apr 24	at Texas A&M	pr/of	0	0	0	0	0	0	0	0	0	0	0	0	0	0	0	0	0	0	.235
Apr 26	vs Central Arkansa	*of	3	0	1	0	1	0	0	1	0	0	0	0	0	0	0	1	0	0	.241
Apr 29	OLE MISS	*of	4	0	1	0	0	0	0	0	0	1	0	0	0	1	2	2	2	0	.241
Apr 30	OLE MISS	*of/of	3	2	1	0	0	0	0	0	0	0	1	0	0	0	0	1	0	0	.246
May 01	OLE MISS	*of	4	0	1	0	0	0	0	0	0	0	0	0	0	0	0	1	0	0	.246
May 03	MISSOURI STATE	*of	4	0	0	0	0	0	0	0	0	0	0	0	0	0	0	1	0	0	.232
May 06	at Auburn	*of	3	1	1	2	0	0	1	2	0	0	0	0	0	0	0	0	0	0	.236
May 07	at Auburn	*of	4	0	0	0	0	0	0	0	0	0	0	0	0	0	2	0	0	0	.224
May 08	at Auburn	*of	4	1	2	0	1	0	0	1	0	0	0	0	0	0	0	5	0	0	.237
May 13	VANDERBILT	*of	4	0	1	1	0	0	0	0	0	0	1	0	0	0	0	2	0	0	.238
May 14	VANDERBILT	*of	3	1	1	2	1	0	0	1	0	0	0	0	0	0	0	1	0	0	.241
May 15	VANDERBILT	*of	3	0	0	0	0	0	0	0	0	0	0	0	0	0	1	2	0	0	.233
May 21	at Alabama	ph	1	0	0	0	0	0	0	0	0	0	0	0	0	0	1	0	0	0	.231
May 25	vs Alabama	ph	1	0	0	0	0	0	0	0	0	0	0	0	0	0	1	0	0	0	.228
Totals		24gs	92	16	21	17	8	1	3	9	0	2	5	0	1	1	22	30	3	0	.228

On base pct. .327 • Slugging pct. .435

#59 Issac Bracken - 5 appearances (All games)

Date	Opponent	GS	IP	H	R	ER	BB	SO	2B	3B	HR	WP	BK	HBP	IBB	Score	W-L	Sv	ERA	NP
Feb 27	vs Stanford		1.2	0	0	0	1	1	0	0	0	0	0	1	0	0-5	0-0	0	0.00	28
Mar 04	SOUTHEASTERN		0.1	0	1	1	1	1	0	0	0	0	0	1	0	3-7	0-0	0	4.50	16
Apr 05	CENTRAL ARKAN		1.0	2	0	0	0	2	0	0	0	0	0	0	0	21-9	0-0	0	3.00	20
Apr 12	UAPB-1		2.0	1	0	0	0	1	1	0	0	0	0	0	0	15-0	0-0	0	1.80	18
Apr 20	ARKANSAS STAT		0.2	0	0	0	1	2	0	0	0	0	0	0	0	10-3	0-0	0	1.59	14
Totals		0	5.2	3	1	1	3	7	1	0	0	0	0	2	0	49-24	0-0	0	1.59	-



#5 Kendall Diggs - 23 games (All games)

Date	Opponent	Pos	AB	R	H	RBI	2B	3B	HR	BB	SB	CS	HBP	SAC	SF	GDP	K	PO	A	E	Avg	
Feb 27	vs Louisiana	*dh	4	0	1	0	0	0	0	0	0	0	0	0	0	0	2	0	0	0	.250	
Mar 02	OMAHA	1b	0	0	0	0	0	0	0	1	0	0	0	0	0	0	0	2	0	0	.250	
Mar 05	SOUTHEASTERN-	*dh	3	0	1	2	0	0	0	1	0	0	0	0	0	0	1	0	0	0	.286	
Mar 10	UIC-2	*dh	2	0	0	0	0	0	0	2	0	0	0	0	0	0	0	0	0	0	.222	
Mar 13	UIC	ph	1	0	0	0	0	0	0	0	0	0	0	0	0	0	0	0	0	0	.200	
Mar 15	GRAMBLING	*1b	3	2	0	0	0	0	0	2	0	0	0	0	0	0	0	8	1	0	.154	
Mar 16	GRAMBLING	1b	1	0	0	0	0	0	0	0	0	0	0	0	0	0	1	1	0	0	.143	
Mar 27	at Mizzou	*dh	3	1	1	0	0	0	0	2	1	0	0	0	0	0	1	0	0	0	.176	
Mar 29	LITTLE ROCK	*dh	4	1	1	4	0	0	1	1	0	0	0	0	0	0	1	0	0	0	.190	
Apr 03	MISSISSIPPI STA	ph/d	1	0	0	0	0	0	0	0	0	0	0	0	0	0	0	0	0	0	.182	
Apr 05	CENTRAL ARKAN	*dh	5	2	2	0	1	0	0	0	0	0	0	0	0	0	1	0	0	0	.222	
Apr 09	at Florida	ph	1	0	0	0	0	0	0	0	0	0	0	0	0	0	0	0	0	0	.214	
Apr 20	ARKANSAS STAT	*1b	3	1	3	2	0	0	0	0	0	0	0	0	1	0	0	9	0	0	.290	
Apr 30	OLE MISS	*dh	4	1	1	3	0	0	1	0	0	0	0	0	0	0	0	0	0	0	.286	
May 01	OLE MISS	*dh	2	0	0	0	0	0	0	1	0	0	0	0	0	0	0	0	0	0	.270	
May 03	MISSOURI STATE	ph	0	1	0	0	0	0	0	1	0	0	0	0	0	0	0	0	0	0	.270	
May 06	at Auburn	*dh	5	1	1	3	0	0	1	0	0	0	0	0	0	0	0	0	0	0	.262	
May 07	at Auburn	*dh	1	1	0	0	0	0	0	2	0	0	1	0	0	0	1	0	0	0	.256	
May 08	at Auburn	*dh	5	2	1	0	0	0	0	0	0	0	0	0	0	0	2	0	0	0	.250	
May 13	VANDERBILT	*dh	4	0	0	0	0	0	0	1	0	0	0	0	0	0	2	0	0	0	.231	
May 14	VANDERBILT	*dh	4	0	0	0	0	0	0	0	0	0	0	0	0	0	1	0	0	0	.214	
May 21	at Alabama	1b	1	0	0	0	0	0	0	0	0	0	0	0	0	0	0	5	0	0	.211	
May 25	vs Alabama	ph	1	0	0	0	0	0	0	0	0	0	0	0	0	0	0	0	0	0	.207	
Totals			15gs	58	13	12	14	1	0	3	14	1	0	1	0	1	0	13	25	1	0	.207

On base pct. .365 • Slugging pct. .379

#37 Jake Faherty - 1 appearance (All games)

Date	Opponent	GS	IP	H	R	ER	BB	SO	2B	3B	HR	WP	BK	HBP	IBB	Score	W-L	Sv	ERA	NP
Mar 10	UIC-1		0.1	0	0	0	1	1	0	0	0	0	0	1	0	12-4	0-0	0	0.00	17
Totals		0	0.1	0	0	0	1	1	0	0	0	0	0	1	0	12-4	0-0	0	0.00	-

#58 Evan Gray - 3 appearances (All games)

Date	Opponent	GS	IP	H	R	ER	BB	SO	2B	3B	HR	WP	BK	HBP	IBB	Score	W-L	Sv	ERA	NP
Mar 04	SOUTHEASTERN		0.1	0	0	0	0	0	0	0	0	0	0	0	0	3-7	0-0	0	0.00	5
Mar 12	UIC		1.0	0	0	0	1	3	0	0	0	0	0	0	0	10-1	0-0	0	0.00	19
Apr 03	MISSISSIPPI STA		0.1	0	0	0	0	0	0	0	0	0	0	0	0	3-5	0-0	0	0.00	5
Totals		0	1.2	0	0	0	1	3	0	0	0	0	0	0	0	16-13	0-0	0	0.00	-



INDIVIDUAL GAME-BY-GAME

#3 Zack Gregory - 50 games (All games)

Date	Opponent	Pos	AB	R	H	RBI	2B	3B	HR	BB	SB	CS	HBP	SAC	SF	GDP	K	PO	A	E	Avg	
Feb 18	ILLINOIS STATE	*of	3	1	1	1	0	0	1	0	0	0	0	0	0	0	0	1	1	0	.333	
Feb 20	ILLINOIS STATE	*of	3	1	1	1	0	0	0	1	0	0	0	0	0	0	1	1	0	0	.333	
Feb 25	vs Indiana	*of	3	1	0	0	0	0	0	0	0	0	1	0	0	0	1	1	0	0	.222	
Feb 27	vs Stanford	*of	2	0	1	0	0	0	0	1	0	0	0	0	0	0	1	3	0	0	.273	
Feb 27	vs Louisiana	*of/of	4	2	1	0	1	0	0	1	1	0	0	0	0	0	1	3	0	0	.267	
Mar 02	OMAHA	*of	4	3	2	0	1	0	0	1	0	0	0	0	0	0	0	2	0	0	.316	
Mar 04	SOUTHEASTERN	*of	3	1	1	0	1	0	0	1	0	0	0	0	0	0	1	3	0	0	.318	
Mar 05	SOUTHEASTERN-	*of/of	3	1	0	0	0	0	0	1	0	0	0	0	0	0	1	1	0	0	.280	
Mar 05	SOUTHEASTERN-	*of/of	3	1	0	0	0	0	0	1	0	0	1	0	0	0	1	1	0	0	.250	
Mar 10	UIC-1	*of	3	2	1	0	0	0	0	1	0	0	0	0	0	0	1	0	0	0	.258	
Mar 10	UIC-2	*of/of	2	2	1	1	1	0	0	2	0	0	0	0	0	0	0	0	0	0	.273	
Mar 12	UIC	*of	4	1	1	0	0	0	0	0	0	0	0	0	0	0	2	2	0	0	.270	
Mar 13	UIC	*of/of	3	3	2	0	0	0	0	1	0	0	0	0	0	0	1	4	0	1	.300	
Mar 18	KENTUCKY	*of	3	0	1	2	1	0	0	1	1	0	0	0	0	0	2	0	0	0	.302	
Mar 19	KENTUCKY	*of	3	1	0	0	0	0	0	1	0	0	0	0	0	0	2	0	0	0	.283	
Mar 20	KENTUCKY	*of	2	0	1	0	0	0	0	0	1	0	1	0	0	0	1	5	0	0	.292	
Mar 25	at Mizzou	*of	2	1	0	0	0	0	0	0	0	0	2	0	0	0	2	0	0	0	.280	
Mar 26	at Mizzou	*of	4	0	1	0	0	0	0	0	0	0	0	0	0	0	2	1	0	0	.278	
Mar 27	at Mizzou	*of	3	0	1	1	0	0	0	1	0	0	0	0	0	0	1	2	0	0	.281	
Apr 01	MISSISSIPPI STA	*of	3	0	1	0	0	0	0	1	0	0	0	0	0	0	0	1	0	0	.283	
Apr 02	MISSISSIPPI STA	*of	2	3	1	1	0	0	1	1	0	0	1	0	0	0	0	2	0	0	.290	
Apr 03	MISSISSIPPI STA	*of	3	1	1	1	0	0	1	0	0	0	0	2	0	0	0	2	0	0	.292	
Apr 07	at Florida	*of	4	0	0	0	0	0	0	0	0	0	0	1	0	0	2	0	0	0	.275	
Apr 09	at Florida	*of	2	1	2	4	1	0	1	1	0	0	1	0	0	0	0	1	0	0	.296	
Apr 12	UAPB-1	*of	4	2	1	1	0	0	0	1	0	0	0	0	0	0	2	0	0	0	.293	
Apr 14	LSU	*of	1	1	0	0	0	0	0	1	0	0	0	0	0	0	1	0	0	0	.289	
Apr 15	LSU	*of	3	1	1	1	0	0	1	0	0	0	0	0	0	0	0	4	0	0	.291	
Apr 16	LSU	*of	0	1	0	0	0	0	0	2	0	0	0	1	0	0	0	2	0	0	.291	
Apr 19	ARKANSAS STAT	*of	1	0	0	1	0	0	0	3	0	0	0	0	0	0	1	2	0	0	.287	
Apr 20	ARKANSAS STAT	ph	1	0	1	0	0	0	0	0	1	0	0	0	0	0	0	0	0	0	.296	
Apr 22	at Texas A&M	*of	3	0	0	0	0	0	0	0	0	0	0	0	0	0	2	2	0	0	.286	
Apr 23	at Texas A&M	*of	1	0	0	0	0	0	0	1	0	0	0	0	0	0	1	0	0	0	.282	
Apr 24	at Texas A&M	*of	2	0	0	0	0	0	0	1	0	0	0	0	0	1	0	0	0	0	.276	
Apr 29	OLE MISS	*of	3	0	0	0	0	0	0	0	0	0	0	0	0	0	3	4	0	0	.267	
Apr 30	OLE MISS	of	0	0	0	0	0	0	0	0	0	0	0	0	0	0	0	0	0	0	.267	
May 03	MISSOURI STATE	ph	0	1	0	0	0	0	0	0	0	0	1	0	0	0	0	0	0	0	.267	
May 06	at Auburn	*of	4	2	1	0	0	0	0	0	0	0	1	0	0	0	1	0	0	1	.266	
May 08	at Auburn	*of	2	0	0	0	0	0	0	1	0	0	1	1	0	0	1	2	0	0	.260	
May 14	VANDERBILT	*of	2	1	0	1	0	0	0	0	0	0	1	0	1	0	1	2	0	0	.255	
May 15	VANDERBILT	*of	1	0	0	0	0	0	0	1	0	0	0	0	0	0	0	0	0	0	.253	
May 19	at Alabama	*of	3	1	0	0	0	0	0	1	0	0	0	0	0	0	2	2	0	0	.245	
May 20	at Alabama	*of	1	0	0	0	0	0	0	0	0	0	1	1	0	0	1	1	0	0	.243	
May 21	at Alabama	*of	3	0	2	0	0	0	0	0	1	0	1	0	0	0	1	0	0	0	.255	
May 25	vs Alabama	*of	2	0	0	0	0	0	0	0	0	0	1	0	0	0	2	1	0	0	.250	
May 27	vs Florida	*of	2	1	0	0	0	0	0	2	0	0	0	0	0	0	1	1	0	0	.245	
Jun 03	vs Grand Canyon	*of	2	1	0	0	0	0	0	1	0	0	1	0	0	0	1	3	1	0	.241	
Jun 04	at Oklahoma State	*of	5	1	1	0	1	0	0	0	0	0	1	0	0	0	3	1	0	0	.239	
Jun 05	at Oklahoma State	*of	4	1	1	0	0	0	0	0	0	0	0	1	0	0	2	3	0	0	.240	
Jun 06	at Oklahoma State	*of	4	0	0	0	0	0	0	0	0	0	0	0	0	0	3	1	0	0	.232	
Jun 11	at North Carolina	*of	2	2	0	0	0	0	0	2	0	0	0	0	0	0	1	4	0	0	.228	
Totals			47gs	127	42	29	16	7	0	5	34	5	0	16	7	1	1	53	71	2	2	.228

On base pct. .444 • Slugging pct. .402

#34 Nick Griffin - 2 games (All games)

Date	Opponent	Pos	AB	R	H	RBI	2B	3B	HR	BB	SB	CS	HBP	SAC	SF	GDP	K	PO	A	E	Avg
Mar 10	UIC-2	p	0	0	0	0	0	0	0	0	0	0	0	0	0	0	0	0	0	0	.000
Mar 16	GRAMBLING	p	0	0	0	0	0	0	0	0	0	0	0	0	0	0	0	0	1	0	.000
Totals			0gs	0	0	0	0	0	0	0	0	0	0	0	0	0	0	0	3	0	.000

On base pct. .000 • Slugging pct. .000



#34 Nick Griffin - 7 appearances (All games)

Date	Opponent	GS	IP	H	R	ER	BB	SO	2B	3B	HR	WP	BK	HBP	IBB	Score	W-L	Sv	ERA	NP
Feb 27	vs Louisiana		1.0	0	1	1	3	2	0	0	0	1	0	1	0	6-4	0-0	0	9.00	26
Mar 10	UIC-2		0.2	0	0	0	2	0	0	0	0	0	0	1	0	5-4	0-0	0	5.40	20
Mar 16	GRAMBLING		1.0	1	0	0	2	1	0	0	0	0	0	0	0	13-3	0-0	0	3.38	21
Apr 05	CENTRAL ARKAN		1.0	1	0	0	0	1	0	0	0	0	0	0	0	21-9	0-0	0	2.45	21
Apr 12	UAPB-2		1.0	0	0	0	0	3	0	0	0	0	0	0	0	6-0	0-0	0	1.93	11
Apr 19	ARKANSAS STAT		2.0	1	0	0	3	4	0	0	0	0	0	0	0	10-1	0-0	0	1.35	43
May 03	MISSOURI STATE		0.0	1	1	1	1	0	1	0	0	2	0	0	0	4-6	0-0	0	2.70	9
Totals		0	6.2	4	2	2	11	11	1	0	0	3	0	2	0	65-27	0-0	0	2.70	-

#18 Chris Lanzilli - 53 games (All games)

Date	Opponent	Pos	AB	R	H	RBI	2B	3B	HR	BB	SB	CS	HBP	SAC	SF	GDP	K	PO	A	E	Avg
Feb 18	ILLINOIS STATE	*dh	3	0	1	0	0	0	0	1	0	0	0	0	0	0	1	0	0	0	.333
Feb 19	ILLINOIS STATE	*dh	3	0	1	0	1	0	0	0	0	0	1	0	0	0	0	0	0	0	.333
Feb 20	ILLINOIS STATE	*of	4	0	1	1	0	0	0	0	0	0	0	0	0	0	1	1	0	0	.300
Feb 25	vs Indiana	*dh	4	0	0	0	0	0	0	1	0	0	0	0	0	0	0	0	0	0	.214
Feb 27	vs Stanford	*dh	3	0	1	0	0	0	0	1	0	0	0	0	0	0	1	0	0	0	.235
Feb 27	vs Louisiana	*of	3	0	0	0	0	0	0	1	0	0	0	0	0	0	2	3	0	0	.200
Mar 02	OMAHA	*dh	4	1	2	3	1	0	0	0	0	0	0	0	0	1	0	0	0	0	.250
Mar 04	SOUTHEASTERN	*dh	3	0	2	0	0	0	0	1	0	0	0	0	0	0	0	0	0	0	.296
Mar 05	SOUTHEASTERN-	*of	3	1	1	0	0	0	0	0	0	0	1	0	0	0	2	0	0	0	.300
Mar 05	SOUTHEASTERN-	*of	3	0	1	1	1	0	0	0	0	0	0	0	0	0	1	0	0	0	.303
Mar 10	UIC-1	*of	3	0	2	1	0	0	0	0	0	0	0	1	0	0	0	0	0	0	.333
Mar 10	UIC-2	*of/of	2	1	1	0	1	0	0	1	0	0	1	0	0	0	0	0	0	0	.342
Mar 12	UIC	*of	3	1	1	3	0	0	1	2	0	0	0	0	0	0	0	2	0	0	.341
Mar 13	UIC	*of/of	5	1	2	2	0	0	1	0	0	0	0	0	0	0	2	1	0	0	.348
Mar 15	GRAMBLING	*of	4	1	2	0	0	0	0	1	0	0	0	0	0	0	1	0	0	0	.360
Mar 16	GRAMBLING	*dh	6	1	3	3	0	0	0	0	0	0	0	0	0	0	2	0	0	0	.375
Mar 18	KENTUCKY	*of	4	1	2	0	0	0	0	0	0	0	0	0	0	0	1	1	0	0	.383
Mar 19	KENTUCKY	*of	3	2	1	0	0	0	0	2	0	0	0	0	0	0	0	2	0	0	.381
Mar 20	KENTUCKY	*of	3	0	0	0	0	0	0	1	0	0	0	0	0	0	1	3	0	0	.364
Mar 25	at Mizzou	*of	4	0	1	0	0	0	0	1	1	0	0	0	0	1	1	1	0	0	.357
Mar 26	at Mizzou	*of	4	1	2	0	1	0	0	0	0	0	0	0	0	0	0	2	1	0	.365
Mar 27	at Mizzou	*of	4	1	0	0	0	0	0	0	0	0	1	0	0	0	1	1	0	0	.346
Mar 29	LITTLE ROCK	*of	3	2	2	1	0	0	0	2	1	0	0	0	0	0	1	0	0	0	.358
Apr 01	MISSISSIPPI STA	*of	3	1	1	1	0	0	0	2	1	0	0	0	0	0	1	4	0	0	.357
Apr 02	MISSISSIPPI STA	*of	4	2	1	1	0	0	1	1	0	0	0	0	0	0	0	2	0	1	.352
Apr 03	MISSISSIPPI STA	*of	5	1	1	0	0	0	0	0	0	0	1	0	0	0	2	1	0	0	.344
Apr 07	at Florida	*of	4	2	2	1	0	0	1	0	0	0	1	0	0	0	1	3	0	0	.351
Apr 08	at Florida	*of	4	0	0	0	0	0	0	0	0	0	0	0	0	0	3	1	0	0	.337
Apr 09	at Florida	*of	4	0	1	0	0	0	0	0	0	0	0	0	0	0	1	2	0	0	.333
Apr 12	UAPB-1	*dh	4	0	1	0	0	0	0	1	0	0	0	0	0	0	0	0	0	0	.330
Apr 12	UAPB-2	*of	2	1	0	0	0	0	0	2	1	0	0	0	0	0	0	0	0	0	.324
Apr 14	LSU	*of	4	0	1	0	0	0	0	0	0	0	0	0	0	0	0	1	0	0	.322
Apr 15	LSU	*of	4	1	1	1	0	0	1	0	0	0	0	0	0	0	1	3	0	0	.319
Apr 16	LSU	*of	4	0	1	0	0	0	0	0	0	0	0	0	0	0	1	3	0	0	.317
Apr 20	ARKANSAS STAT	*of	4	0	1	0	0	0	0	0	0	0	1	0	0	0	2	0	0	0	.315
Apr 22	at Texas A&M	*of	4	0	1	0	0	0	0	0	0	0	0	0	0	0	3	2	0	0	.313
Apr 23	at Texas A&M	*of	4	1	2	0	1	0	0	0	0	1	0	0	0	0	0	7	0	0	.319
Apr 24	at Texas A&M	*of	5	1	1	1	0	0	0	0	0	0	0	0	0	0	0	4	0	0	.314
Apr 30	OLE MISS	*of	4	0	1	0	0	0	0	0	0	0	0	0	0	0	2	0	0	0	.312
May 01	OLE MISS	*of	4	2	2	2	0	0	1	0	0	0	0	0	0	0	1	4	0	0	.318
May 03	MISSOURI STATE	*of	3	0	1	0	0	0	0	0	0	0	0	0	0	0	1	1	0	0	.318
May 07	at Auburn	*of	2	0	0	0	0	0	0	0	0	0	0	2	0	0	0	1	0	0	.314
May 13	VANDERBILT	*of	5	0	0	1	0	0	0	0	0	0	0	0	0	0	0	3	0	0	.304
May 19	at Alabama	*of	4	1	2	0	0	0	0	0	0	1	0	0	0	0	0	1	0	0	.309
May 20	at Alabama	*of	5	1	3	3	2	0	0	0	0	0	0	0	0	0	1	2	0	0	.317
May 21	at Alabama	*of	4	0	1	1	0	0	0	1	0	0	0	0	0	0	0	0	0	0	.316
May 25	vs Alabama	*of	4	1	2	2	0	0	1	0	0	0	0	0	0	1	0	1	1	0	.320
May 27	vs Florida	*of	4	0	1	0	0	0	0	0	0	0	0	0	0	0	0	0	0	0	.318
Jun 03	vs Grand Canyon	*of	4	0	1	0	0	0	0	1	0	0	0	0	0	0	2	3	0	0	.317
Jun 04	at Oklahoma State	*of	5	3	3	4	1	0	1	0	0	0	1	0	0	0	0	0	0	0	.324
Jun 05	at Oklahoma State	*of	5	0	1	0	0	0	0	1	0	0	0	0	0	0	2	2	0	0	.321
Jun 06	at Oklahoma State	*of	2	1	1	0	0	0	0	1	0	0	2	0	0	0	0	3	0	0	.323
Jun 11	at North Carolina	*of	4	0	1	0	0	0	0	0	0	0	0	0	0	0	1	2	0	0	.322
Totals		53gs	199	33	64	33	9	0	8	25	3	2	11	2	0	3	43	73	2	1	.322

On base pct. .426 • Slugging pct. .487



INDIVIDUAL GAME-BY-GAME

#15 Dylan Leach - 23 games (All games)

Date	Opponent	Pos	AB	R	H	RBI	2B	3B	HR	BB	SB	CS	HBP	SAC	SF	GDP	K	PO	A	E	Avg	
Feb 20	ILLINOIS STATE	*c	3	0	0	0	0	0	0	0	0	0	0	0	0	0	2	9	0	1	.000	
Feb 27	vs Louisiana	*c	3	1	0	0	0	0	0	1	0	0	0	0	0	0	1	8	0	0	.000	
Mar 02	OMAHA	*c	1	0	0	0	0	0	0	0	0	0	0	0	0	0	0	5	2	0	.000	
Mar 05	SOUTHEASTERN-	*c	2	0	0	0	0	0	0	0	0	0	0	0	0	0	0	7	2	0	.000	
Mar 10	UIC-2	*c	1	0	0	0	0	0	0	0	0	0	0	0	0	0	1	4	1	0	.000	
Mar 12	UIC	*c	0	0	0	0	0	0	0	0	0	0	0	0	0	0	0	3	0	0	.000	
Mar 15	GRAMBLING	*c	2	1	0	1	0	0	0	1	1	0	1	0	0	0	1	12	2	0	.000	
Mar 16	GRAMBLING	*c	5	1	1	1	1	0	0	0	1	0	0	0	0	0	1	9	2	0	.059	
Mar 29	LITTLE ROCK	*c	5	0	0	0	0	0	0	0	0	0	0	0	0	0	3	14	2	0	.045	
Apr 05	CENTRAL ARKAN	*c	5	4	5	5	1	1	2	0	0	0	0	0	0	0	0	11	1	1	.222	
Apr 12	UAPB-1	*c	4	2	2	2	0	0	0	0	1	0	0	0	0	0	1	9	0	0	.258	
Apr 12	UAPB-2	*c	2	2	0	0	0	0	0	1	1	0	0	0	0	0	0	15	1	0	.242	
Apr 19	ARKANSAS STAT	*c	3	1	0	0	0	0	0	1	0	0	0	0	0	0	2	10	2	0	.222	
Apr 20	ARKANSAS STAT	*c	4	2	2	3	0	0	1	0	0	0	0	0	0	0	0	13	0	0	.250	
Apr 22	at Texas A&M	ph	1	0	0	0	0	0	0	0	0	0	0	0	0	0	0	0	0	0	.244	
Apr 23	at Texas A&M	ph	1	0	0	0	0	0	0	0	0	0	0	0	0	0	1	0	0	0	.238	
Apr 24	at Texas A&M	ph	1	0	1	2	1	0	0	0	0	0	0	0	0	0	0	0	0	0	.256	
Apr 26	vs Central Arkansa	*c	4	0	1	1	0	0	0	0	0	0	0	0	0	0	0	5	2	0	.255	
May 03	MISSOURI STATE	*c	3	1	1	1	0	0	1	1	0	0	0	0	0	0	0	14	1	0	.260	
May 15	VANDERBILT	*dh	3	0	0	0	0	0	0	0	0	0	0	0	0	0	2	0	0	0	.245	
May 20	at Alabama	ph	1	0	0	0	0	0	0	0	0	0	0	0	0	0	0	0	0	0	.241	
May 21	at Alabama	*dh/c	4	0	0	0	0	0	0	0	0	0	0	0	0	1	1	0	0	0	.224	
May 25	vs Alabama	ph	0	0	0	0	0	0	0	0	0	0	0	0	0	0	0	0	0	0	.224	
Totals			16gs	58	15	13	16	3	1	4	5	4	0	1	0	0	1	16	148	18	2	.224

On base pct. .297 • Slugging pct. .517

#29 Austin Ledbetter - 2 games (All games)

Date	Opponent	Pos	AB	R	H	RBI	2B	3B	HR	BB	SB	CS	HBP	SAC	SF	GDP	K	PO	A	E	Avg	
Mar 10	UIC-2	*p	0	0	0	0	0	0	0	0	0	0	0	0	0	0	0	1	0	0	.000	
Mar 16	GRAMBLING	*p	0	0	0	0	0	0	0	0	0	0	0	0	0	0	0	0	1	0	.000	
Totals			2gs	0	0	0	0	0	0	0	0	0	0	0	0	0	0	0	1	1	0	.000

On base pct. .000 • Slugging pct. .000

#29 Austin Ledbetter - 5 appearances (All games)

Date	Opponent	GS	IP	H	R	ER	BB	SO	2B	3B	HR	WP	BK	HBP	IBB	Score	W-L	Sv	ERA	NP	
Mar 04	SOUTHEASTERN		2.2	0	0	0	0	5	0	0	0	0	0	0	2	0	3-7	0-0	0	0.00	42
Mar 10	UIC-2	*	3.0	2	1	1	1	3	0	0	0	0	0	0	0	5-4	0-0	0	1.59	44	
Mar 16	GRAMBLING	*	2.1	5	3	3	0	1	1	0	2	1	0	0	0	13-3	0-0	0	4.50	43	
Apr 05	CENTRAL ARKAN		1.0	0	0	0	0	1	0	0	0	0	0	0	0	21-9	0-0	0	4.00	9	
Apr 20	ARKANSAS STAT		1.0	1	0	0	0	0	0	0	0	0	0	0	0	10-3	0-0	0	3.60	12	
Totals		2	10.0	8	4	4	1	10	1	0	2	1	0	2	0	52-26	0-0	0	3.60	-	

#41 Will McEntire - 3 games (All games)

Date	Opponent	Pos	AB	R	H	RBI	2B	3B	HR	BB	SB	CS	HBP	SAC	SF	GDP	K	PO	A	E	Avg	
Apr 12	UAPB-2	*p	0	0	0	0	0	0	0	0	0	0	0	0	0	0	0	0	1	0	.000	
Apr 26	vs Central Arkansa	*p	0	0	0	0	0	0	0	0	0	0	0	0	0	0	0	1	0	0	.000	
May 14	VANDERBILT	p	0	0	0	0	0	0	0	0	0	0	0	0	0	0	0	1	0	0	.000	
Totals			2gs	0	0	0	0	0	0	0	0	0	0	0	0	0	0	0	2	1	0	.000

On base pct. .000 • Slugging pct. .000



#41 Will McEntire - 10 appearances (All games)

Date	Opponent	GS	IP	H	R	ER	BB	SO	2B	3B	HR	WP	BK	HBP	IBB	Score	W-L	Sv	ERA	NP
Apr 12	UAPB-2	*	3.0	2	0	0	3	5	0	0	0	0	0	0	0	6-0	1-0	0	0.00	56
Apr 20	ARKANSAS STAT	*	4.2	3	1	1	4	5	0	0	0	0	0	0	0	10-3	1-0	0	1.17	77
Apr 26	vs Central Arkansa	*	6.0	3	1	1	1	4	1	0	0	1	0	0	0	2-1	1-0	0	1.32	84
May 03	MISSOURI STATE	*	3.0	1	2	2	3	4	0	0	1	0	0	0	0	4-6	1-1	0	2.16	50
May 08	at Auburn		3.1	3	1	1	0	4	1	0	0	0	0	0	0	7-4	1-1	0	2.25	52
May 14	VANDERBILT		3.0	2	0	0	0	3	0	0	0	0	0	0	0	11-6	1-1	1	1.96	36
May 19	at Alabama	*	4.0	8	3	3	2	4	2	0	0	0	0	0	0	7-3	1-1	1	2.67	79
May 25	vs Alabama	*	2.1	2	3	2	3	4	0	0	0	1	0	0	0	3-4	1-2	1	3.07	54
Jun 04	at Oklahoma State		1.1	0	0	0	0	2	0	0	0	0	0	0	0	20-12	1-2	1	2.93	14
Jun 05	at Oklahoma State		5.1	4	3	3	4	1	0	0	2	0	0	0	0	10-14	1-2	1	3.25	67
Totals		6	36.0	28	14	13	20	36	4	0	3	2	0	0	0	80-53	1-2	1	3.25	-



INDIVIDUAL GAME-BY-GAME

#1 Robert Moore - 59 games (All games)

Date	Opponent	Pos	AB	R	H	RBI	2B	3B	HR	BB	SB	CS	HBP	SAC	SF	GDP	K	PO	A	E	Avg
Feb 18	ILLINOIS STATE	*2b	3	0	0	0	0	0	0	1	0	0	0	0	0	0	1	2	5	0	.000
Feb 19	ILLINOIS STATE	*2b	4	1	2	3	1	0	1	0	0	0	0	0	0	0	0	3	2	0	.286
Feb 20	ILLINOIS STATE	*2b	4	2	2	0	2	0	0	1	0	0	0	0	0	0	0	0	4	0	.364
Feb 25	vs Indiana	*2b	5	0	2	2	0	0	0	0	0	0	0	0	0	0	1	2	3	0	.375
Feb 27	vs Stanford	*2b	3	0	0	0	0	0	0	1	0	0	0	0	0	0	1	3	5	0	.316
Feb 27	vs Louisiana	*2b	4	0	1	1	1	0	0	1	0	0	0	0	0	1	2	3	2	0	.304
Mar 02	OMAHA	*2b	2	1	2	2	1	0	0	2	0	0	0	0	0	0	0	1	1	0	.360
Mar 04	SOUTHEASTERN	*2b	4	0	0	0	0	0	0	0	0	0	0	0	0	0	1	1	2	0	.310
Mar 05	SOUTHEASTERN-	*2b	4	0	0	0	0	0	0	0	0	0	0	0	0	0	0	2	2	0	.273
Mar 05	SOUTHEASTERN-	*2b	5	2	3	0	1	0	0	0	0	0	0	0	0	0	2	2	2	0	.316
Mar 10	UIC-1	*2b	4	1	0	0	0	0	0	0	0	0	1	0	0	0	2	0	2	0	.286
Mar 10	UIC-2	*2b	3	0	0	0	0	0	0	1	0	0	1	0	0	0	0	0	2	0	.267
Mar 12	UIC	*2b/ss	4	1	1	0	1	0	0	1	0	0	0	0	0	0	0	1	0	0	.265
Mar 13	UIC	*2b	5	0	2	1	1	0	0	0	0	0	0	0	0	0	0	1	3	0	.278
Mar 16	GRAMBLING	*ss	2	3	0	0	0	0	0	3	0	0	1	0	0	0	2	1	3	0	.268
Mar 18	KENTUCKY	*2b	4	2	3	3	0	0	1	0	0	0	0	0	0	0	0	1	4	0	.300
Mar 19	KENTUCKY	*2b	2	0	1	3	1	0	0	1	0	0	1	0	0	0	1	1	1	0	.306
Mar 20	KENTUCKY	*2b	3	1	0	0	0	0	0	1	1	0	0	0	0	0	1	2	0	0	.292
Mar 25	at Mizzou	*2b	4	0	1	1	0	0	0	1	0	0	0	0	0	0	0	1	2	0	.290
Mar 26	at Mizzou	*2b	5	0	1	1	0	0	0	0	0	0	0	0	0	0	2	0	2	0	.284
Mar 27	at Mizzou	*2b	3	1	0	0	0	0	0	1	0	0	0	1	0	0	0	2	3	0	.273
Mar 29	LITTLE ROCK	*2b	4	3	1	1	1	0	0	1	0	0	1	0	0	0	0	1	0	0	.272
Apr 01	MISSISSIPPI STA	*2b	5	0	1	2	0	1	0	0	0	0	0	0	0	0	1	0	2	0	.267
Apr 02	MISSISSIPPI STA	*2b	2	3	1	1	0	0	1	2	0	0	1	0	0	0	0	1	3	0	.273
Apr 03	MISSISSIPPI STA	*2b	5	0	0	0	0	0	0	1	0	0	0	0	0	0	1	3	5	0	.258
Apr 05	CENTRAL ARKAN	*2b	6	2	2	2	1	1	0	0	0	0	0	0	0	0	0	2	1	0	.263
Apr 07	at Florida	*2b	3	1	0	0	0	0	0	1	1	0	1	0	0	0	1	3	1	0	.255
Apr 08	at Florida	*2b	3	0	0	0	0	0	0	1	0	0	0	0	0	0	1	0	2	5	.248
Apr 09	at Florida	*2b	4	1	1	1	0	0	0	1	0	0	0	0	0	0	3	2	1	0	.248
Apr 12	UAPB-1	*2b	4	1	0	0	0	0	0	1	1	0	0	0	0	0	0	0	1	0	.239
Apr 14	LSU	*2b	3	0	1	2	0	0	0	1	0	0	0	0	0	0	0	2	4	0	.241
Apr 15	LSU	*2b	3	0	1	0	0	0	0	1	0	1	0	0	0	0	0	0	1	0	.244
Apr 16	LSU	*2b	3	0	0	0	0	0	0	1	0	0	0	0	0	0	1	0	2	0	.238
Apr 19	ARKANSAS STAT	*2b	5	1	2	2	0	0	1	0	1	0	0	0	0	0	0	1	1	0	.244
Apr 20	ARKANSAS STAT	*2b	4	1	1	1	1	0	0	0	1	0	1	0	0	0	0	2	4	0	.244
Apr 22	at Texas A&M	*2b	3	0	0	0	0	0	0	0	0	0	1	0	0	0	0	0	3	0	.239
Apr 23	at Texas A&M	*2b	4	0	1	0	1	0	0	0	0	0	0	0	0	0	1	2	3	0	.239
Apr 24	at Texas A&M	*2b	4	1	0	1	0	0	0	0	0	0	1	0	0	0	0	3	1	1	.232
Apr 26	vs Central Arkansa	*2b	4	1	1	0	0	0	0	1	0	0	0	0	0	1	1	2	8	0	.233
Apr 29	OLE MISS	*2b	3	0	1	0	0	0	0	1	0	0	0	0	0	0	0	5	3	0	.235
Apr 30	OLE MISS	*2b	4	0	0	0	0	0	0	0	0	0	0	0	0	0	1	5	3	0	.229
May 01	OLE MISS	*2b	4	0	1	0	0	0	0	0	0	0	0	0	0	0	0	2	4	0	.229
May 03	MISSOURI STATE	*2b	4	1	1	1	0	0	0	0	0	0	0	0	0	0	1	0	2	0	.230
May 06	at Auburn	*2b	5	2	2	3	0	0	1	0	0	0	0	0	0	0	2	1	3	0	.235
May 07	at Auburn	*2b	2	0	0	2	0	0	0	1	0	0	0	0	1	0	0	2	2	0	.232
May 08	at Auburn	*2b	6	1	2	0	1	0	0	0	0	0	0	0	0	0	3	1	4	0	.236
May 13	VANDERBILT	*2b	5	2	2	2	1	0	1	0	0	0	0	0	0	0	1	0	1	0	.240
May 14	VANDERBILT	*2b	3	0	0	0	0	0	0	2	0	0	0	0	0	0	0	1	1	1	.236
May 15	VANDERBILT	*2b	3	0	1	0	1	0	0	0	0	0	0	0	0	0	1	0	0	0	.238
May 19	at Alabama	*2b	4	0	0	0	0	0	0	0	0	0	0	0	0	0	1	1	5	0	.233
May 20	at Alabama	*2b	3	1	2	0	0	0	0	2	0	0	0	0	0	0	1	0	2	0	.240
May 21	at Alabama	*2b	3	1	0	0	0	0	0	1	0	0	0	0	0	0	1	1	3	0	.236
May 25	vs Alabama	*2b	4	0	0	0	0	0	0	0	0	0	0	0	0	0	1	2	3	1	.231
May 27	vs Florida	*2b	4	0	1	0	0	0	0	0	0	0	0	0	0	0	2	3	3	0	.232
Jun 03	vs Grand Canyon	*2b	3	0	0	0	0	0	0	2	0	1	0	0	0	0	0	5	0	0	.228
Jun 04	at Oklahoma State	*2b	3	4	2	4	0	0	2	1	0	0	2	0	0	0	0	1	4	0	.234
Jun 05	at Oklahoma State	*2b	6	0	1	0	0	0	0	0	0	0	0	0	0	0	1	2	4	0	.233
Jun 06	at Oklahoma State	*2b	4	0	0	0	0	0	0	0	0	0	0	0	0	1	1	0	2	0	.228
Jun 11	at North Carolina	*2b	1	0	0	0	0	0	0	1	0	0	1	1	0	0	0	1	3	0	.227
Totals		59gs	220	42	50	42	16	2	8	38	5	2	13	2	1	4	43	88	148	2	.227

On base pct. .371 • Slugging pct. .427



#32 Zack Morris - 3 games (All games)

Date	Opponent	Pos	AB	R	H	RBI	2B	3B	HR	BB	SB	CS	HBP	SAC	SF	GDP	K	PO	A	E	Avg
Mar 16	GRAMBLING	p	0	0	0	0	0	0	0	0	0	0	0	0	0	0	0	0	0	1	.000
Apr 26	vs Central Arkansa	p	0	0	0	0	0	0	0	0	0	0	0	0	0	0	0	0	1	0	.000
May 03	MISSOURI STATE	p	0	0	0	0	0	0	0	0	0	0	0	0	0	0	0	0	1	0	.000
Totals		ogs	0	0	0	0	0	0	0	0	0	0	0	0	0	0	0	0	2	1	.000

On base pct. .000 • Slugging pct. .000

#32 Zack Morris - 19 appearances (All games)

Date	Opponent	GS	IP	H	R	ER	BB	SO	2B	3B	HR	WP	BK	HBP	IBB	Score	W-L	Sv	ERA	NP
Feb 18	ILLINOIS STATE		0.2	0	0	0	1	1	0	0	0	0	0	0	0	2-3	0-0	0	0.00	14
Mar 04	SOUTHEASTERN		0.1	1	0	0	0	0	0	0	0	0	0	1	0	3-7	0-0	0	0.00	8
Mar 16	GRAMBLING		2.2	2	0	0	1	2	0	0	0	0	0	0	0	13-3	1-0	0	0.00	36
Mar 26	at Mizzou		0.2	1	0	0	1	1	1	0	0	0	0	0	0	5-7	1-0	0	0.00	20
Apr 05	CENTRAL ARKAN		2.1	2	2	2	1	0	0	0	0	1	0	0	0	21-9	2-0	0	2.70	32
Apr 12	UAPB-2		1.0	0	0	0	0	3	0	0	0	0	0	0	0	6-0	2-0	0	2.35	14
Apr 16	LSU		2.2	2	0	0	0	2	0	0	0	0	0	0	0	6-2	2-0	0	1.74	26
Apr 23	at Texas A&M		3.0	1	0	0	1	1	0	0	0	0	0	0	0	3-1	3-0	0	1.35	55
Apr 26	vs Central Arkansa		1.2	0	0	0	1	0	0	0	0	0	0	1	0	2-1	3-0	0	1.20	32
May 01	OLE MISS		3.0	1	0	0	2	1	0	0	0	0	0	0	0	4-3	4-0	0	1.00	38
May 03	MISSOURI STATE		2.0	2	0	0	1	3	1	0	0	1	0	0	0	4-6	4-0	0	0.90	35
May 07	at Auburn		0.2	0	0	0	0	0	0	0	0	0	0	0	0	3-5	4-0	0	0.87	7
May 13	VANDERBILT		0.1	0	0	0	0	0	0	0	0	0	0	0	0	6-9	4-0	0	0.86	4
May 14	VANDERBILT		3.0	2	1	1	1	3	1	0	1	0	0	0	0	11-6	5-0	0	1.12	42
May 20	at Alabama		0.0	2	2	2	1	0	0	0	0	1	0	0	0	6-8	5-0	0	1.88	16
May 21	at Alabama		1.0	1	0	0	0	0	0	0	0	0	0	0	0	5-18	5-0	0	1.80	13
May 25	vs Alabama		1.2	1	1	0	2	2	0	0	0	0	0	0	0	3-4	5-0	0	1.69	35
Jun 04	at Oklahoma State		3.0	4	2	2	1	3	1	0	1	0	0	0	0	20-12	5-0	0	2.12	49
Jun 06	at Oklahoma State	*	3.1	4	0	0	3	3	0	0	0	0	0	0	0	7-3	5-0	0	1.91	62
Totals		1	33.0	26	8	7	17	25	4	0	2	3	0	2	0	130-10	5-0	0	1.91	-

#27 Nick Moten - 1 game (All games)

Date	Opponent	Pos	AB	R	H	RBI	2B	3B	HR	BB	SB	CS	HBP	SAC	SF	GDP	K	PO	A	E	Avg
Mar 02	OMAHA	p	0	0	0	0	0	0	0	0	0	0	0	0	0	0	0	1	0	0	.000
Totals		ogs	0	0	0	0	0	0	0	0	0	0	0	0	0	0	0	1	0	0	.000

On base pct. .000 • Slugging pct. .000

#27 Nick Moten - 2 appearances (All games)

Date	Opponent	GS	IP	H	R	ER	BB	SO	2B	3B	HR	WP	BK	HBP	IBB	Score	W-L	Sv	ERA	NP
Mar 02	OMAHA		1.0	0	0	0	1	1	0	0	0	1	1	1	0	15-3	0-0	0	0.00	22
Apr 05	CENTRAL ARKAN		0.0	2	4	4	2	0	0	0	1	0	0	0	0	21-9	0-0	0	36.00	20
Totals		0	1.0	2	4	4	3	1	0	0	1	1	1	1	0	36-12	0-0	0	36.00	-



INDIVIDUAL GAME-BY-GAME

#13 Connor Noland - 13 games (All games)

Date	Opponent	Pos	AB	R	H	RBI	2B	3B	HR	BB	SB	CS	HBP	SAC	SF	GDP	K	PO	A	E	Avg
Feb 25	vs Indiana	*p	0	0	0	0	0	0	0	0	0	0	0	0	0	0	0	0	1	0	.000
Mar 04	SOUTHEASTERN	*p	0	0	0	0	0	0	0	0	0	0	0	0	0	0	0	0	1	0	.000
Mar 10	UIC-1	*p	0	0	0	0	0	0	0	0	0	0	0	0	0	0	0	1	0	0	.000
Mar 18	KENTUCKY	*p	0	0	0	0	0	0	0	0	0	0	0	0	0	0	0	0	2	0	.000
Mar 25	at Mizzou	*p	0	0	0	0	0	0	0	0	0	0	0	0	0	0	0	1	0	0	.000
Apr 01	MISSISSIPPI STA	*p	0	0	0	0	0	0	0	0	0	0	0	0	0	0	0	0	1	0	.000
Apr 22	at Texas A&M	*p	0	0	0	0	0	0	0	0	0	0	0	0	0	0	0	0	2	0	.000
Apr 29	OLE MISS	*p	0	0	0	0	0	0	0	0	0	0	0	0	0	0	0	0	1	0	.000
May 06	at Auburn	*p	0	0	0	0	0	0	0	0	0	0	0	0	0	0	0	1	0	0	.000
May 13	VANDERBILT	*p	0	0	0	0	0	0	0	0	0	0	0	0	0	0	0	0	1	0	.000
May 27	vs Florida	*p	0	0	0	0	0	0	0	0	0	0	0	0	0	0	0	0	1	1	.000
Jun 03	vs Grand Canyon	*p	0	0	0	0	0	0	0	0	0	0	0	0	0	0	0	0	3	0	.000
Jun 11	at North Carolina	*p	0	0	0	0	0	0	0	0	0	0	0	0	0	0	0	1	2	0	.000
Totals		13gs	0	0	0	0	0	0	0	0	0	0	0	0	0	0	0	5	15	0	.000

On base pct. .000 • Slugging pct. .000

#13 Connor Noland - 18 appearances (All games)

Date	Opponent	GS	IP	H	R	ER	BB	SO	2B	3B	HR	WP	BK	HBP	IBB	Score	W-L	Sv	ERA	NP
Feb 18	ILLINOIS STATE	*	5.0	5	2	2	2	5	0	0	0	0	1	1	0	2-3	0-0	0	3.60	75
Feb 25	vs Indiana	*	6.0	5	1	1	2	10	1	1	0	0	0	0	0	5-2	1-0	0	2.45	86
Mar 04	SOUTHEASTERN	*	5.1	7	3	3	0	5	0	0	0	0	0	1	0	3-7	1-1	0	3.31	90
Mar 10	UIC-1	*	6.2	4	3	3	2	11	3	0	0	0	0	1	0	12-4	2-1	0	3.52	97
Mar 18	KENTUCKY	*	6.1	6	1	1	2	7	1	0	0	0	0	2	0	6-2	3-1	0	3.07	109
Mar 25	at Mizzou	*	5.0	7	3	3	1	9	1	0	0	2	0	0	0	7-5	3-1	0	3.41	102
Apr 01	MISSISSIPPI STA	*	7.0	4	1	1	0	6	0	0	1	0	0	0	0	8-1	4-1	0	3.05	104
Apr 07	at Florida	*	7.0	1	0	0	1	7	0	0	0	0	0	0	0	8-1	5-1	0	2.61	97
Apr 14	LSU	*	6.0	4	3	3	1	7	0	0	0	0	0	1	0	5-4	5-1	0	2.82	94
Apr 22	at Texas A&M	*	6.0	2	2	0	3	7	0	0	0	0	0	0	0	1-2	5-2	0	2.54	99
Apr 29	OLE MISS	*	8.0	11	4	4	4	3	3	0	0	0	0	0	1	2-4	5-3	0	2.77	103
May 06	at Auburn	*	4.0	6	5	3	3	4	0	0	1	0	0	0	1	11-8	5-3	0	2.99	78
May 13	VANDERBILT	*	5.0	6	5	5	3	5	1	0	1	0	0	2	0	6-9	5-3	0	3.38	96
May 20	at Alabama	*	4.1	8	5	5	2	4	0	0	0	0	0	0	0	6-8	5-4	0	3.75	81
May 27	vs Florida	*	4.2	6	5	5	1	5	1	0	2	0	0	0	0	5-7	5-5	0	4.07	73
Jun 03	vs Grand Canyon	*	7.0	6	1	1	3	4	1	0	1	0	0	0	0	7-1	6-5	0	3.86	89
Jun 05	at Oklahoma State	*	0.1	2	3	3	2	0	1	0	0	0	0	0	0	10-14	6-5	0	4.13	21
Jun 11	at North Carolina	*	6.2	6	0	0	1	6	1	0	0	0	0	0	0	4-1	7-5	0	3.86	89
Totals		17	100.1	96	47	43	33	105	14	1	6	2	1	8	2	108-83	7-5	0	3.86	-

#43 Miller Pleimann - 2 games (All games)

Date	Opponent	Pos	AB	R	H	RBI	2B	3B	HR	BB	SB	CS	HBP	SAC	SF	GDP	K	PO	A	E	Avg
Mar 10	UIC-1	p	0	0	0	0	0	0	0	0	0	0	0	0	0	0	0	0	1	0	.000
Mar 29	LITTLE ROCK	p	0	0	0	0	0	0	0	0	0	0	0	0	0	0	0	0	1	0	.000
Totals		0gs	0	0	0	0	0	0	0	0	0	0	0	0	0	0	0	0	2	0	.000

On base pct. .000 • Slugging pct. .000

#43 Miller Pleimann - 6 appearances (All games)

Date	Opponent	GS	IP	H	R	ER	BB	SO	2B	3B	HR	WP	BK	HBP	IBB	Score	W-L	Sv	ERA	NP
Feb 27	vs Stanford		0.2	1	0	0	0	1	0	0	0	1	0	0	0	0-5	0-0	0	0.00	12
Mar 10	UIC-1		0.2	0	0	0	0	1	0	0	0	0	0	0	0	12-4	0-0	0	0.00	7
Mar 29	LITTLE ROCK		2.1	4	2	1	0	5	1	0	0	0	0	0	0	16-8	0-0	0	2.45	47
Apr 05	CENTRAL ARKAN	*	0.1	4	3	3	0	1	2	0	0	0	0	1	0	21-9	0-0	0	9.00	24
Apr 20	ARKANSAS STAT		1.0	0	0	0	0	2	0	0	0	0	0	0	0	10-3	0-0	0	7.20	9
May 21	at Alabama		2.0	3	2	2	1	2	0	0	1	0	0	0	0	5-18	0-0	0	7.71	33
Totals		1	7.0	12	7	6	1	12	3	0	1	1	0	1	0	64-47	0-0	0	7.71	-



#28 Kole Ramage - 6 games (All games)

Date	Opponent	Pos	AB	R	H	RBI	2B	3B	HR	BB	SB	CS	HBP	SAC	SF	GDP	K	PO	A	E	Avg
Feb 18	ILLINOIS STATE	p	0	0	0	0	0	0	0	0	0	0	0	0	0	0	0	0	1	0	.000
Feb 25	vs Indiana	p	0	0	0	0	0	0	0	0	0	0	0	0	0	0	0	1	0	0	.000
Mar 10	UIC-2	p	0	0	0	0	0	0	0	0	0	0	0	0	0	0	0	1	1	0	.000
Mar 13	UIC	p	0	0	0	0	0	0	0	0	0	0	0	0	0	0	0	0	1	0	.000
Apr 19	ARKANSAS STAT	*p	0	0	0	0	0	0	0	0	0	0	0	0	0	0	0	0	1	0	.000
May 25	vs Alabama	p	0	0	0	0	0	0	0	0	0	0	0	0	0	0	0	1	0	0	.000
Totals		1gs	0	0	0	0	0	0	0	0	0	0	0	0	0	0	0	3	4	0	.000

On base pct. .000 • Slugging pct. .000

#28 Kole Ramage - 28 appearances (All games)

Date	Opponent	GS	IP	H	R	ER	BB	SO	2B	3B	HR	WP	BK	HBP	IBB	Score	W-L	Sv	ERA	NP
Feb 18	ILLINOIS STATE		1.2	2	1	1	1	0	1	0	0	0	0	0	0	2-3	0-1	0	5.40	18
Feb 20	ILLINOIS STATE		4.0	2	1	1	0	6	0	0	1	0	0	1	0	4-2	0-1	1	3.18	61
Feb 25	vs Indiana		3.0	1	1	0	1	6	0	0	0	0	0	0	0	5-2	0-1	2	2.08	52
Feb 27	vs Louisiana		1.0	0	0	0	0	0	0	0	0	0	0	0	0	6-4	0-1	3	1.86	6
Mar 04	SOUTHEASTERN		0.0	1	3	3	2	0	0	0	0	1	0	0	0	3-7	0-1	3	4.66	12
Mar 05	SOUTHEASTERN-		1.0	1	0	0	0	1	1	0	0	0	0	0	0	11-1	0-1	3	4.22	13
Mar 10	UIC-2		3.1	2	2	2	0	2	0	0	1	0	0	1	0	5-4	0-1	3	4.50	35
Mar 13	UIC		2.0	2	1	1	2	2	2	0	0	0	0	0	0	10-8	0-1	3	4.50	42
Mar 18	KENTUCKY		1.0	2	1	1	0	2	1	0	0	0	0	0	0	6-2	0-1	3	4.76	20
Mar 26	at Mizzou		1.0	1	2	2	2	2	0	0	0	3	0	0	0	5-7	0-1	3	5.50	26
Mar 29	LITTLE ROCK		2.0	1	1	1	0	2	0	0	1	0	0	1	0	16-8	0-1	3	5.40	28
Apr 01	MISSISSIPPI STA		1.0	0	0	0	0	1	0	0	0	0	0	0	0	8-1	0-1	3	5.14	12
Apr 03	MISSISSIPPI STA		1.0	2	2	2	1	1	0	0	0	0	0	1	0	3-5	0-2	3	5.73	14
Apr 08	at Florida		3.0	1	0	0	0	3	0	0	0	0	0	0	0	2-7	0-2	3	5.04	30
Apr 12	UAPB-1	*	3.0	0	0	0	0	5	0	0	0	0	0	0	0	15-0	1-2	3	4.50	31
Apr 19	ARKANSAS STAT	*	3.0	1	1	0	1	1	0	0	0	1	0	0	0	10-1	2-2	3	4.06	41
Apr 24	at Texas A&M		2.2	4	2	1	2	5	0	0	0	0	0	0	0	10-11	2-2	3	4.01	61
May 03	MISSOURI STATE		2.0	2	1	1	1	5	1	0	0	1	0	0	0	4-6	2-2	3	4.04	42
May 06	at Auburn		1.0	2	1	1	1	1	1	0	1	0	0	0	0	11-8	2-2	3	4.17	22
May 13	VANDERBILT		0.2	1	0	0	0	1	1	0	0	0	0	0	0	6-9	2-2	3	4.10	9
May 15	VANDERBILT		1.0	1	0	0	1	0	0	0	0	0	0	0	0	0-5	2-2	3	3.99	23
May 19	at Alabama		1.1	0	0	0	1	2	0	0	0	0	0	0	0	7-3	2-2	3	3.86	23
May 20	at Alabama		2.0	0	0	0	0	4	0	0	0	1	0	0	0	6-8	2-2	3	3.67	28
May 21	at Alabama		0.1	1	1	1	1	0	1	0	0	1	0	0	0	5-18	2-2	3	3.86	14
May 25	vs Alabama		2.0	1	0	0	0	1	1	0	0	0	1	0	0	3-4	2-2	3	3.68	21
Jun 03	vs Grand Canyon		2.0	2	0	0	0	3	0	0	0	1	0	0	0	7-1	2-2	3	3.52	30
Jun 04	at Oklahoma State		0.1	3	2	2	1	0	0	0	0	0	0	0	0	20-12	2-2	3	3.88	18
Jun 06	at Oklahoma State		2.2	4	3	3	0	5	1	0	1	0	0	0	0	7-3	3-2	3	4.22	38
Totals		2	49.0	40	26	23	18	61	11	0	5	9	1	4	0	197-15	3-2	3	4.22	-



INDIVIDUAL GAME-BY-GAME

#17 Brady Slavens - 57 games (All games)

Date	Opponent	Pos	AB	R	H	RBI	2B	3B	HR	BB	SB	CS	HBP	SAC	SF	GDP	K	PO	A	E	Avg	
Feb 18	ILLINOIS STATE	*of	4	0	1	0	0	0	0	0	0	0	0	0	0	0	0	2	0	0	.250	
Feb 19	ILLINOIS STATE	*of	3	0	0	0	0	0	0	1	0	0	0	0	0	0	1	2	0	0	.143	
Feb 20	ILLINOIS STATE	*dh	3	0	3	1	0	0	0	1	0	0	0	0	0	0	0	0	0	0	.400	
Feb 25	vs Indiana	*of	4	1	1	0	1	0	0	1	0	0	0	0	0	0	1	1	0	0	.357	
Feb 27	vs Stanford	*of	4	0	0	0	0	0	0	0	0	0	0	0	0	0	4	1	0	0	.278	
Mar 02	OMAHA	*of	3	1	1	1	0	0	1	2	0	0	0	0	0	0	1	3	0	0	.286	
Mar 04	SOUTHEASTERN	*of	4	0	0	0	0	0	0	0	0	0	0	0	0	0	1	3	0	0	.240	
Mar 05	SOUTHEASTERN-	*dh	3	0	0	0	0	0	0	1	0	0	0	0	0	0	1	0	0	0	.214	
Mar 05	SOUTHEASTERN-	ph/1	2	1	1	1	0	0	0	0	0	0	0	0	0	0	0	2	0	0	.233	
Mar 10	UIC-1	*dh	4	2	2	3	1	0	1	0	0	0	0	0	0	0	1	0	0	0	.265	
Mar 10	UIC-2	*of	5	0	0	0	0	0	0	0	0	0	0	0	0	0	2	0	0	1	.231	
Mar 12	UIC	*of	5	1	1	1	0	0	1	0	0	0	0	0	0	0	1	2	0	0	.227	
Mar 13	UIC	*dh	4	0	1	0	0	0	0	0	0	0	0	0	0	0	0	0	0	0	.229	
Mar 15	GRAMBLING	*of	5	1	1	2	0	0	0	0	0	0	0	0	0	0	0	1	0	0	.226	
Mar 16	GRAMBLING	*of	5	1	2	3	1	0	0	0	0	0	1	0	0	0	0	1	0	0	.241	
Mar 18	KENTUCKY	*dh	4	0	0	0	0	0	0	0	0	0	0	0	0	1	2	0	0	0	.226	
Mar 19	KENTUCKY	*dh	2	0	0	2	0	0	0	1	0	0	0	0	1	0	1	0	0	0	.219	
Mar 20	KENTUCKY	*dh	4	0	0	0	0	0	0	0	0	0	0	0	0	0	2	0	0	0	.206	
Mar 25	at Mizzou	*dh	4	0	0	1	0	0	0	0	0	0	0	0	1	0	3	0	0	0	.194	
Mar 26	at Mizzou	*dh	3	1	0	0	0	0	0	1	0	0	0	0	0	1	2	0	0	0	.187	
Apr 02	MISSISSIPPI STA	*dh	4	1	2	3	1	0	1	1	0	0	0	0	0	0	1	0	0	0	.203	
Apr 03	MISSISSIPPI STA	*dh	2	0	1	1	0	0	0	1	0	0	0	0	1	0	0	0	0	0	.210	
Apr 05	CENTRAL ARKAN	*of	4	0	2	3	1	1	0	0	0	0	0	0	1	0	1	1	0	0	.224	
Apr 07	at Florida	*dh	4	0	1	0	1	0	0	0	0	0	0	0	0	0	1	0	0	0	.225	
Apr 08	at Florida	*dh	4	0	3	1	0	1	0	0	0	0	0	0	0	0	0	0	0	0	.247	
Apr 09	at Florida	*dh	4	0	0	0	0	0	0	0	0	0	0	0	0	0	1	0	0	0	.237	
Apr 12	UAPB-1	*1b	5	3	4	6	0	0	2	0	0	0	0	0	0	0	0	7	0	0	.265	
Apr 12	UAPB-2	*1b	3	1	2	3	1	1	0	1	0	0	0	0	0	0	0	6	0	0	.276	
Apr 14	LSU	*dh	4	0	1	0	0	0	0	1	0	0	0	0	0	0	3	0	0	0	.275	
Apr 15	LSU	*dh	3	1	0	0	0	0	0	1	0	0	0	0	0	0	1	0	0	0	.268	
Apr 16	LSU	*dh	3	1	1	3	0	0	1	0	0	0	0	0	1	0	0	0	0	0	.270	
Apr 19	ARKANSAS STAT	*of	5	3	4	4	0	0	1	0	1	0	0	0	0	0	0	2	0	0	.292	
Apr 20	ARKANSAS STAT	*dh	4	0	0	1	0	0	0	0	0	0	0	0	0	0	1	0	0	0	.282	
Apr 22	at Texas A&M	*dh	4	0	0	0	0	0	0	0	0	0	0	0	0	0	0	0	0	0	.273	
Apr 23	at Texas A&M	*dh	3	2	2	2	0	0	2	2	0	0	0	0	0	0	1	0	0	0	.282	
Apr 24	at Texas A&M	*dh	5	0	1	0	0	0	0	0	0	0	0	0	0	1	1	0	0	0	.279	
Apr 26	vs Central Arkansa	*of	4	0	1	0	1	0	0	1	0	0	0	0	0	0	0	0	0	0	.279	
Apr 29	OLE MISS	*dh	4	0	0	0	0	0	0	0	0	0	0	0	0	1	1	0	0	0	.271	
Apr 30	OLE MISS	*1b	4	1	1	1	0	0	1	0	0	0	0	0	0	0	1	4	1	0	.270	
May 01	OLE MISS	*1b	4	0	0	0	0	0	0	0	0	0	0	0	0	0	1	5	0	0	.263	
May 03	MISSOURI STATE	*1b	4	0	0	0	0	0	0	0	0	0	0	0	0	0	0	6	0	0	.256	
May 06	at Auburn	*1b	3	1	2	1	0	0	0	1	0	1	0	0	1	0	0	9	1	0	.264	
May 07	at Auburn	*1b	3	0	0	0	0	0	0	1	0	0	0	0	0	0	2	7	0	0	.259	
May 08	at Auburn	*1b	4	0	1	0	1	0	0	1	0	0	0	0	0	0	0	4	0	0	.259	
May 13	VANDERBILT	*1b	4	2	2	2	0	0	2	1	0	0	0	0	0	0	1	11	0	0	.265	
May 14	VANDERBILT	*1b	3	1	0	0	0	0	0	2	0	0	0	0	0	0	2	9	1	0	.260	
May 15	VANDERBILT	*1b	2	0	0	0	0	0	0	1	0	0	0	0	0	1	0	3	1	1	.257	
May 19	at Alabama	*dh	4	0	1	0	1	0	0	0	0	0	0	0	0	0	0	0	0	0	.257	
May 20	at Alabama	*dh	3	1	1	1	0	0	0	1	0	0	0	0	0	0	2	0	0	0	.258	
May 21	at Alabama	*1b	3	0	1	0	0	0	0	0	0	0	0	0	0	0	1	2	1	1	.259	
May 25	vs Alabama	*dh	4	1	1	0	0	0	0	0	0	0	0	0	0	0	2	0	0	0	.259	
May 27	vs Florida	*dh	4	0	0	0	0	0	0	0	0	0	0	0	0	0	2	0	0	0	.254	
Jun 03	vs Grand Canyon	*dh	3	2	0	0	0	0	0	2	0	0	0	0	0	0	2	0	0	0	.250	
Jun 04	at Oklahoma State	*dh	5	2	1	1	0	0	1	1	1	0	0	0	0	0	2	0	0	0	.249	
Jun 05	at Oklahoma State	*dh	4	0	2	3	0	0	0	2	0	0	0	0	0	0	0	0	0	0	.254	
Jun 06	at Oklahoma State	*dh	5	1	1	1	0	0	1	0	0	0	0	0	0	0	1	0	0	0	.252	
Jun 11	at North Carolina	*dh	5	0	2	2	0	0	0	0	0	0	0	0	0	0	1	0	0	0	.256	
Totals			56gs	215	33	55	54	10	3	15	29	2	1	1	0	6	6	57	91	5	3	.256

On base pct. .339 • Slugging pct. .540



#33 Hagen Smith - 10 games (All games)

Date	Opponent	Pos	AB	R	H	RBI	2B	3B	HR	BB	SB	CS	HBP	SAC	SF	GDP	K	PO	A	E	Avg
Feb 19	ILLINOIS STATE	*p	0	0	0	0	0	0	0	0	0	0	0	0	0	0	0	0	1	0	.000
Mar 05	SOUTHEASTERN-	*p	0	0	0	0	0	0	0	0	0	0	0	0	0	0	0	0	2	0	.000
Mar 12	UIC	*p	0	0	0	0	0	0	0	0	0	0	0	0	0	0	0	0	1	0	.000
Mar 19	KENTUCKY	*p	0	0	0	0	0	0	0	0	0	0	0	0	0	0	0	0	1	0	.000
Mar 26	at Mizzou	*p	0	0	0	0	0	0	0	0	0	0	0	0	0	0	0	0	1	0	.000
Apr 08	at Florida	*p	0	0	0	0	0	0	0	0	0	0	0	0	0	0	0	1	0	0	.000
Apr 30	OLE MISS	*p	0	0	0	0	0	0	0	0	0	0	0	0	0	0	0	0	1	0	.000
May 07	at Auburn	*p	0	0	0	0	0	0	0	0	0	0	0	0	0	0	0	0	1	0	.000
May 14	VANDERBILT	*p	0	0	0	0	0	0	0	0	0	0	0	0	0	0	0	0	1	0	.000
Jun 04	at Oklahoma State	*p	0	0	0	0	0	0	0	0	0	0	0	0	0	0	0	0	1	0	.000
Totals		10gs	0	0	0	0	0	0	0	0	0	0	0	0	0	0	0	3	9	0	.000

On base pct. .000 • Slugging pct. .000

#33 Hagen Smith - 18 appearances (All games)

Date	Opponent	GS	IP	H	R	ER	BB	SO	2B	3B	HR	WP	BK	HBP	IBB	Score	W-L	Sv	ERA	NP
Feb 19	ILLINOIS STATE	*	6.0	5	0	0	1	5	0	0	0	0	0	0	0	5-1	1-0	0	0.00	77
Feb 27	vs Stanford	*	2.1	6	3	3	2	3	0	0	1	0	0	1	0	0-5	1-1	0	3.24	58
Mar 05	SOUTHEASTERN-	*	7.0	2	2	2	3	9	0	0	1	1	0	1	0	4-2	2-1	0	2.93	97
Mar 12	UIC	*	5.0	4	1	1	3	8	0	0	1	0	0	0	0	10-1	3-1	0	2.66	100
Mar 19	KENTUCKY	*	6.0	5	3	3	3	7	0	0	1	0	0	0	0	9-3	4-1	0	3.08	92
Mar 26	at Mizzou	*	5.0	6	3	3	3	5	2	0	0	0	0	1	0	5-7	4-1	0	3.45	96
Apr 02	MISSISSIPPI STA	*	6.0	3	3	3	3	7	0	1	1	0	0	0	0	12-5	5-1	0	3.62	87
Apr 08	at Florida	*	4.1	7	7	6	2	1	2	0	2	0	0	0	0	2-7	5-2	0	4.54	77
Apr 15	LSU	*	7.0	2	0	0	1	7	0	0	0	0	0	0	0	4-0	6-2	0	3.88	98
Apr 23	at Texas A&M	*	3.0	2	1	1	5	1	2	0	0	0	0	1	0	3-1	6-2	0	3.83	70
Apr 30	OLE MISS	*	6.0	7	2	2	2	8	0	0	2	1	0	0	0	6-3	6-2	0	3.75	98
May 07	at Auburn	*	4.0	3	2	2	3	4	0	0	2	1	0	2	0	3-5	6-2	0	3.79	81
May 14	VANDERBILT	*	2.2	4	5	5	4	3	1	0	0	0	0	0	0	11-6	6-2	0	4.34	67
May 21	at Alabama	*	1.1	3	5	5	2	4	0	0	1	1	0	1	0	5-18	6-2	0	4.93	37
May 27	vs Florida	*	1.0	0	0	0	0	2	0	0	0	0	0	1	0	5-7	6-2	0	4.86	16
Jun 04	at Oklahoma State	*	1.1	1	2	2	4	1	0	0	0	1	0	0	0	20-12	6-2	0	5.03	46
Jun 06	at Oklahoma State	*	2.0	0	0	0	1	4	0	0	0	0	0	1	0	7-3	6-2	1	4.89	35
Jun 11	at North Carolina	*	1.0	1	0	0	0	1	0	0	0	0	0	0	0	4-1	6-2	2	4.82	19
Totals		14	71.0	61	39	38	42	80	7	1	12	5	0	9	0	115-87	6-2	2	4.82	-

#44 Max Soliz Jr. - 5 games (All games)

Date	Opponent	Pos	AB	R	H	RBI	2B	3B	HR	BB	SB	CS	HBP	SAC	SF	GDP	K	PO	A	E	Avg
Mar 02	OMAHA	ph/d	2	0	1	1	1	0	0	0	0	0	0	0	0	0	0	0	0	0	.500
Mar 12	UIC	*dh	4	1	1	0	0	0	0	0	0	0	0	0	0	0	2	0	0	0	.333
Apr 01	MISSISSIPPI STA	ph/d	1	0	0	0	0	0	0	1	0	0	0	0	0	0	1	0	0	0	.286
Apr 05	CENTRAL ARKAN	ph/of	1	0	0	0	0	0	0	0	0	0	0	0	0	0	0	0	0	0	.250
Apr 12	UAPB-1	pr/of	1	1	0	0	0	0	0	0	0	0	0	0	0	0	1	2	0	0	.222
Totals		1gs	9	2	2	1	1	0	0	1	0	0	0	0	0	0	4	2	0	0	.222

On base pct. .300 • Slugging pct. .333

#55 Gabriel Starks - 3 games (All games)

Date	Opponent	Pos	AB	R	H	RBI	2B	3B	HR	BB	SB	CS	HBP	SAC	SF	GDP	K	PO	A	E	Avg
Feb 18	ILLINOIS STATE	p	0	0	0	0	0	0	0	0	0	0	0	0	0	0	0	1	0	0	.000
Mar 02	OMAHA	p	0	0	0	0	0	0	0	0	0	0	0	0	0	0	0	0	1	0	.000
Apr 08	at Florida	p	0	0	0	0	0	0	0	0	0	0	0	0	0	0	0	1	0	0	.000
Totals		0gs	0	0	0	0	0	0	0	0	0	0	0	0	0	0	0	2	1	0	.000

On base pct. .000 • Slugging pct. .000



INDIVIDUAL GAME-BY-GAME

#55 Gabriel Starks - 11 appearances (All games)

Date	Opponent	GS	IP	H	R	ER	BB	SO	2B	3B	HR	WP	BK	HBP	IBB	Score	W-L	Sv	ERA	NP
Feb 18	ILLINOIS STATE		0.2	0	0	0	0	1	0	0	0	1	0	0	0	2-3	0-0	0	0.00	8
Mar 02	OMAHA		1.0	2	1	1	2	1	0	0	0	0	0	0	0	15-3	0-0	0	5.40	32
Mar 15	GRAMBLING		2.0	0	0	0	0	4	0	0	0	0	0	1	0	14-1	0-0	0	2.45	26
Mar 26	at Mizzou		1.0	0	0	0	0	1	0	0	0	0	0	0	0	5-7	0-0	0	1.93	13
Mar 29	LITTLE ROCK		1.0	1	0	0	1	3	0	0	0	1	0	0	0	16-8	0-0	0	1.59	25
Apr 02	MISSISSIPPI STA		2.0	2	2	0	1	2	0	0	0	0	0	0	0	12-5	0-0	0	1.17	34
Apr 08	at Florida		0.2	1	0	0	1	0	1	0	0	1	0	0	0	2-7	0-0	0	1.08	19
Apr 12	UAPB-2		1.0	0	0	0	0	3	0	0	0	0	0	0	0	6-0	0-0	0	0.96	14
Apr 20	ARKANSAS STAT		0.1	1	2	2	2	1	0	0	0	0	0	1	0	10-3	0-0	0	2.79	23
May 21	at Alabama		1.0	0	0	0	2	1	0	0	0	0	0	0	0	5-18	0-0	0	2.53	30
Jun 05	at Oklahoma State		0.1	0	0	0	0	1	0	0	0	0	0	0	0	10-14	0-0	0	2.45	4
Totals		0	11.0	7	5	3	9	17	1	0	0	3	0	2	0	97-69	0-0	0	2.45	-

#10 Peyton Stovall - 46 games (All games)

Date	Opponent	Pos	AB	R	H	RBI	2B	3B	HR	BB	SB	CS	HBP	SAC	SF	GDP	K	PO	A	E	Avg
Feb 18	ILLINOIS STATE	*1b	4	0	0	0	0	0	0	0	0	0	0	0	0	0	1	12	0	0	.000
Feb 19	ILLINOIS STATE	*1b	4	0	0	0	0	0	0	1	0	0	0	0	0	0	0	7	0	0	.000
Feb 20	ILLINOIS STATE	*1b	5	1	2	0	1	0	0	0	0	0	0	0	0	0	0	10	0	0	.154
Feb 25	vs Indiana	*1b	5	0	1	0	0	0	0	0	0	0	0	0	0	0	0	6	1	0	.167
Feb 27	vs Stanford	*1b	4	0	0	0	0	0	0	0	0	0	0	0	0	0	0	3	6	0	.136
Mar 02	OMAHA	*1b	4	2	1	2	0	0	1	1	0	0	0	0	0	0	0	1	5	1	.154
Mar 04	SOUTHEASTERN	*1b	4	0	1	1	0	0	0	1	0	0	0	0	0	0	2	11	0	0	.167
Mar 05	SOUTHEASTERN-	*1b	3	0	1	1	0	0	0	0	0	0	0	0	0	0	0	6	1	0	.182
Mar 10	UIC-1	*1b	4	1	1	0	0	0	0	0	0	0	0	0	0	0	2	10	1	0	.189
Mar 10	UIC-2	ph/1	3	1	2	2	0	0	0	0	0	0	0	0	0	1	0	7	2	0	.225
Mar 12	UIC	*1b	3	1	2	0	0	0	0	1	0	0	0	0	0	0	0	3	1	0	.256
Mar 13	UIC	*1b	4	1	2	0	1	0	0	0	0	0	0	0	0	0	0	9	0	1	.277
Mar 15	GRAMBLING	*2b	4	2	3	2	1	0	0	1	0	0	0	0	0	0	0	0	5	0	.314
Mar 16	GRAMBLING	*2b	5	1	3	0	0	0	0	1	0	0	0	0	0	0	1	2	2	0	.339
Mar 18	KENTUCKY	*1b	3	0	1	0	0	0	0	1	0	0	1	0	0	0	1	11	0	0	.339
Mar 19	KENTUCKY	*1b	5	1	1	2	0	0	1	0	0	0	0	0	0	0	1	6	1	0	.328
Mar 20	KENTUCKY	*1b	3	0	0	0	0	0	0	1	0	0	0	0	0	0	1	4	0	0	.313
Mar 25	at Mizzou	*1b	4	0	1	0	0	0	0	1	0	0	0	0	0	0	0	6	1	0	.310
Mar 26	at Mizzou	*1b	4	0	0	0	0	0	0	1	0	0	0	0	0	0	2	10	0	0	.293
Mar 27	at Mizzou	*1b	5	1	1	0	0	0	0	0	0	0	0	0	0	0	0	7	0	0	.287
Apr 01	MISSISSIPPI STA	*1b	3	1	0	0	0	0	0	2	0	0	0	0	0	0	1	11	1	0	.277
Apr 02	MISSISSIPPI STA	*1b	4	0	0	0	0	0	0	0	0	0	1	0	0	0	1	10	0	0	.264
Apr 03	MISSISSIPPI STA	*1b	6	0	0	0	0	0	0	0	0	0	0	0	0	0	4	9	0	0	.247
Apr 05	CENTRAL ARKAN	*1b	3	4	2	1	0	0	1	0	0	0	2	0	0	0	0	7	1	0	.260
Apr 07	at Florida	*1b	4	1	2	1	0	0	0	0	0	0	1	0	0	0	0	12	0	0	.270
Apr 08	at Florida	*1b	4	0	2	0	0	0	0	0	0	0	0	0	0	0	0	11	1	1	.279
Apr 09	at Florida	*1b	3	2	0	0	0	0	0	1	0	0	0	0	0	0	1	4	0	0	.271
Apr 12	UAPB-2	*2b	3	0	0	0	0	0	0	0	0	0	0	0	0	0	1	0	0	0	.264
Apr 14	LSU	*1b	4	0	1	0	0	0	0	0	1	0	0	0	0	0	1	9	0	0	.263
Apr 15	LSU	*1b	3	0	0	0	0	0	0	0	0	0	0	0	0	0	0	6	0	0	.256
Apr 16	LSU	*1b	3	2	1	1	1	0	0	0	0	0	0	0	0	0	0	7	0	0	.258
Apr 19	ARKANSAS STAT	*1b	2	1	0	1	0	0	0	2	0	0	0	0	0	0	0	8	1	0	.254
Apr 22	at Texas A&M	*1b	3	1	2	0	0	0	0	0	0	0	0	0	0	0	1	7	0	0	.264
Apr 23	at Texas A&M	*1b	3	0	0	0	0	0	0	1	0	0	0	0	0	0	0	8	0	0	.258
Apr 24	at Texas A&M	*1b	4	2	3	2	2	0	0	0	0	0	0	0	0	0	0	3	0	0	.273
Apr 26	vs Central Arkansa	*1b	3	0	0	0	0	0	0	0	0	0	0	1	0	0	1	17	1	0	.267
Apr 29	OLE MISS	*1b	2	1	0	0	0	0	0	1	0	0	0	0	0	0	1	7	1	0	.263
May 19	at Alabama	*1b	4	1	1	2	0	0	1	0	0	0	0	0	0	0	1	10	0	0	.262
May 20	at Alabama	*1b	4	0	1	0	1	0	0	0	0	0	0	0	0	0	1	11	0	0	.262
May 25	vs Alabama	*1b	2	0	0	0	0	0	0	1	0	0	0	0	0	0	0	11	1	0	.259
May 27	vs Florida	*1b	4	0	0	0	0	0	0	0	0	0	0	0	0	0	1	5	1	0	.252
Jun 03	vs Grand Canyon	*1b	4	1	1	0	0	0	0	0	0	0	0	0	0	0	2	7	0	0	.252
Jun 04	at Oklahoma State	*1b	5	2	3	0	0	0	0	0	0	0	1	0	0	0	1	9	0	0	.262
Jun 05	at Oklahoma State	*1b	3	2	2	0	0	0	0	1	0	0	0	0	0	0	0	8	0	0	.270
Jun 06	at Oklahoma State	*1b	4	0	2	2	0	0	0	0	0	0	0	0	0	0	1	10	0	0	.275
Jun 11	at North Carolina	*1b	4	1	1	1	0	0	1	0	0	0	0	0	0	0	1	8	0	0	.275
Totals		45gs	171	34	47	21	7	0	5	19	1	0	6	1	0	1	35	353	24	2	.275

On base pct. .367 • Slugging pct. .404



#39 Evan Taylor - 9 games (All games)

Date	Opponent	Pos	AB	R	H	RBI	2B	3B	HR	BB	SB	CS	HBP	SAC	SF	GDP	K	PO	A	E	Avg
Mar 02	OMAHA	p	0	0	0	0	0	0	0	0	0	0	0	0	0	0	0	1	0	0	.000
Mar 25	at Mizzou	p	0	0	0	0	0	0	0	0	0	0	0	0	0	0	0	0	1	0	.000
Mar 29	LITTLE ROCK	p	0	0	0	0	0	0	0	0	0	0	0	0	0	0	0	0	2	0	.000
Apr 22	at Texas A&M	p	0	0	0	0	0	0	0	0	0	0	0	0	0	0	0	0	1	0	.000
Apr 26	vs Central Arkansa	p	0	0	0	0	0	0	0	0	0	0	0	0	0	0	0	0	1	0	.000
Apr 30	OLE MISS	p	0	0	0	0	0	0	0	0	0	0	0	0	0	0	0	0	1	0	.000
May 13	VANDERBILT	p	0	0	0	0	0	0	0	0	0	0	0	0	0	0	0	0	1	0	.000
Jun 04	at Oklahoma State	p	0	0	0	0	0	0	0	0	0	0	0	0	0	0	0	0	1	0	.000
Jun 05	at Oklahoma State	p	0	0	0	0	0	0	0	0	0	0	0	0	0	0	0	0	0	2	.000
Totals		ogs	0	0	0	0	0	0	0	0	0	0	0	0	0	0	0	1	8	2	.000

On base pct. .000 • Slugging pct. .000

#39 Evan Taylor - 29 appearances (All games)

Date	Opponent	GS	IP	H	R	ER	BB	SO	2B	3B	HR	WP	BK	HBP	IBB	Score	W-L	Sv	ERA	NP
Feb 19	ILLINOIS STATE		0.1	0	0	0	0	1	0	0	0	0	0	0	0	5-1	0-0	0	0.00	5
Mar 02	OMAHA		2.0	0	0	0	0	2	0	0	0	0	0	0	0	15-3	1-0	0	0.00	23
Mar 05	SOUTHEASTERN-		0.2	0	0	0	0	1	0	0	0	0	0	1	0	11-1	1-0	0	0.00	14
Mar 10	UIC-1		1.1	0	1	1	2	2	0	0	0	0	0	0	0	12-4	1-0	0	2.08	25
Mar 13	UIC		0.2	0	0	0	0	1	0	0	0	0	0	0	0	10-8	1-0	0	1.80	10
Mar 18	KENTUCKY		1.2	0	0	0	0	1	0	0	0	0	0	0	0	6-2	1-0	0	1.35	17
Mar 20	KENTUCKY		1.0	2	1	1	0	1	1	0	1	0	0	0	0	3-1	1-0	0	2.35	17
Mar 25	at Mizzou		1.1	3	1	1	0	2	0	0	0	0	0	1	0	7-5	1-0	0	3.00	31
Mar 29	LITTLE ROCK		2.0	1	0	0	0	2	0	0	0	1	0	0	0	16-8	2-0	0	2.45	23
Apr 03	MISSISSIPPI STA		1.0	1	1	1	0	2	0	0	1	0	0	1	0	3-5	2-0	0	3.00	19
Apr 09	at Florida		1.0	1	0	0	0	1	0	0	0	0	0	0	0	7-9	2-0	0	2.77	17
Apr 14	LSU		1.0	0	1	0	0	3	0	0	0	0	0	0	0	5-4	3-0	0	2.57	18
Apr 15	LSU		1.1	0	0	0	1	1	0	0	0	0	0	0	0	4-0	3-0	1	2.35	17
Apr 22	at Texas A&M		2.0	0	0	0	1	2	0	0	0	0	0	0	0	1-2	3-0	1	2.08	34
Apr 23	at Texas A&M		1.2	1	0	0	0	2	0	0	0	0	0	0	0	3-1	3-0	1	1.89	18
Apr 26	vs Central Arkansa		1.1	0	0	0	0	0	0	0	0	0	0	0	0	2-1	3-0	1	1.77	13
Apr 29	OLE MISS		1.0	0	0	0	0	2	0	0	0	0	0	0	0	2-4	3-0	1	1.69	15
Apr 30	OLE MISS		1.0	1	1	1	4	1	1	0	0	0	0	1	1	6-3	3-0	1	2.01	43
May 06	at Auburn		2.1	2	2	2	0	2	2	0	0	0	0	0	0	11-8	4-0	1	2.55	31
May 08	at Auburn		0.2	0	0	0	0	0	0	0	0	0	0	0	0	7-4	4-0	2	2.49	9
May 13	VANDERBILT		2.0	1	1	1	1	3	0	0	1	0	0	0	0	6-9	4-0	2	2.63	30
May 15	VANDERBILT		1.2	2	2	2	1	3	0	0	1	0	0	0	0	0-5	4-0	2	3.10	35
May 19	at Alabama		2.0	2	0	0	1	4	1	0	0	0	0	0	0	7-3	5-0	2	2.90	36
May 21	at Alabama		0.2	1	2	0	1	1	0	0	0	0	0	1	0	5-18	5-0	2	2.84	25
May 25	vs Alabama		3.0	0	0	0	1	3	0	0	0	0	0	0	0	3-4	5-0	2	2.60	38
May 27	vs Florida		0.1	2	0	0	0	1	1	0	0	0	0	0	0	5-7	5-0	2	2.57	14
Jun 04	at Oklahoma State		1.0	3	4	4	2	1	2	0	1	0	0	1	0	20-12	5-0	2	3.50	31
Jun 05	at Oklahoma State		1.1	0	1	0	1	2	0	0	0	0	0	0	0	10-14	5-0	2	3.38	20
Jun 11	at North Carolina		1.1	1	1	1	0	1	0	0	1	0	0	0	0	4-1	5-0	2	3.49	14
Totals		0	38.2	24	19	15	16	48	8	0	6	1	0	6	1	196-14	5-0	2	3.49	-

#48 Heston Tole - 10 appearances (All games)

Date	Opponent	GS	IP	H	R	ER	BB	SO	2B	3B	HR	WP	BK	HBP	IBB	Score	W-L	Sv	ERA	NP
Feb 19	ILLINOIS STATE		1.1	1	1	1	1	2	0	0	0	0	0	0	0	5-1	0-0	1	6.75	20
Feb 27	vs Stanford		3.0	5	1	0	0	2	0	0	0	0	0	0	0	0-5	0-0	1	2.08	43
Mar 02	OMAHA		1.1	2	1	1	0	2	1	0	0	0	0	0	0	15-3	0-0	1	3.18	31
Mar 10	UIC-2		0.2	2	1	1	0	1	2	0	0	1	0	0	0	5-4	0-0	1	4.26	16
Mar 16	GRAMBLING		2.0	3	0	0	0	4	0	0	0	1	0	0	0	13-3	0-0	1	3.24	34
Apr 05	CENTRAL ARKAN		1.1	2	0	0	1	2	0	0	0	0	0	0	0	21-9	0-0	1	2.79	29
Apr 20	ARKANSAS STAT		1.1	0	0	0	0	3	0	0	0	1	0	0	0	10-3	1-0	1	2.45	14
Apr 24	at Texas A&M		2.0	4	1	1	0	2	1	0	1	0	0	0	0	10-11	1-0	1	2.77	27
Apr 26	vs Central Arkansa		1.0	0	0	0	0	1	0	0	0	0	0	0	0	2-1	2-0	1	2.57	9
May 03	MISSOURI STATE		0.1	1	2	2	1	1	0	0	1	0	0	0	0	4-6	2-0	1	3.77	19
Totals		0	14.1	20	7	6	3	20	4	0	2	3	0	0	0	85-46	2-0	1	3.77	-



INDIVIDUAL GAME-BY-GAME

#20 Elijah Trest - 2 games (All games)

Date	Opponent	Pos	AB	R	H	RBI	2B	3B	HR	BB	SB	CS	HBP	SAC	SF	GDP	K	PO	A	E	Avg
Apr 05	CENTRAL ARKAN	p	0	0	0	0	0	0	0	0	0	0	0	0	0	0	0	1	0	0	.000
Apr 19	ARKANSAS STAT	p	0	0	0	0	0	0	0	0	0	0	0	0	0	0	0	1	0	0	.000
Totals		ogs	0	0	0	0	0	0	0	0	0	0	0	0	0	0	0	2	0	0	.000

On base pct. .000 • Slugging pct. .000

#20 Elijah Trest - 12 appearances (All games)

Date	Opponent	GS	IP	H	R	ER	BB	SO	2B	3B	HR	WP	BK	HBP	IBB	Score	W-L	Sv	ERA	NP
Feb 27	vs Stanford		1.1	1	1	1	1	1	1	0	0	0	0	0	0	0-5	0-0	0	6.75	34
Mar 12	UIC		1.0	0	0	0	0	1	0	0	0	0	0	1	0	10-1	0-0	0	3.86	14
Mar 15	GRAMBLING		1.0	0	0	0	0	2	0	0	0	0	0	0	0	14-1	0-0	0	2.70	10
Mar 26	at Mizzou		0.1	2	2	2	0	0	0	0	0	1	0	0	0	5-7	0-1	0	7.36	15
Apr 02	MISSISSIPPI STA		1.0	0	0	0	0	0	0	0	0	0	0	0	0	12-5	0-1	0	5.79	7
Apr 05	CENTRAL ARKAN		1.0	0	0	0	0	2	0	0	0	0	0	0	0	21-9	0-1	0	4.76	14
Apr 12	UAPB-1		2.0	0	0	0	1	3	0	0	0	0	0	0	0	15-0	0-1	0	3.52	32
Apr 19	ARKANSAS STAT		1.2	1	0	0	3	2	1	0	0	0	0	0	0	10-1	0-1	0	2.89	39
Apr 24	at Texas A&M		1.0	1	1	0	2	0	0	0	0	0	0	0	0	10-11	0-1	0	2.61	26
May 03	MISSOURI STATE		0.2	0	0	0	0	1	0	0	0	0	0	1	0	4-6	0-1	0	2.45	14
May 21	at Alabama		0.1	0	3	3	2	1	0	0	0	0	0	1	0	5-18	0-1	0	4.76	19
Jun 05	at Oklahoma State		0.2	1	0	0	0	1	1	0	0	0	0	0	0	10-14	0-1	0	4.50	15
Totals		0	12.0	6	7	6	9	14	3	0	0	1	0	3	0	116-78	0-1	0	4.50	-



#12 Michael Turner - 58 games (All games)

Date	Opponent	Pos	AB	R	H	RBI	2B	3B	HR	BB	SB	CS	HBP	SAC	SF	GDP	K	PO	A	E	Avg
Feb 18	ILLINOIS STATE	*c	3	0	0	0	0	0	0	0	0	0	1	0	0	0	2	6	3	0	.000
Feb 19	ILLINOIS STATE	*c	4	0	2	1	1	0	0	0	0	0	0	0	0	0	0	10	0	0	.286
Feb 20	ILLINOIS STATE	*c	1	0	0	0	0	0	0	0	0	0	0	0	0	0	1	3	0	0	.250
Feb 25	vs Indiana	*c	4	0	1	1	0	1	0	0	0	0	0	0	0	0	0	15	1	0	.250
Feb 27	vs Stanford	*c	3	0	1	0	0	0	0	1	0	0	0	0	0	0	1	8	2	0	.267
Feb 27	vs Louisiana	*1b	3	0	1	1	0	0	0	2	0	0	0	0	0	0	1	7	0	0	.278
Mar 02	OMAHA	*c	3	2	3	3	0	0	1	0	0	0	0	0	1	0	0	4	0	0	.381
Mar 04	SOUTHEASTERN	*c	4	0	0	0	0	0	0	0	0	0	0	0	0	0	0	10	3	0	.320
Mar 05	SOUTHEASTERN-	*c	4	1	2	3	1	0	1	0	0	0	0	0	0	0	0	11	0	0	.345
Mar 05	SOUTHEASTERN-	*1b/c	3	3	1	1	0	0	0	2	0	0	0	0	0	0	0	11	1	0	.344
Mar 10	UIC-1	*c	4	1	2	3	0	0	0	0	0	0	0	0	0	0	1	15	2	0	.361
Mar 10	UIC-2	*1b/c	3	0	1	1	0	0	0	2	0	0	0	0	0	1	0	7	4	0	.359
Mar 12	UIC	*c	4	2	4	2	0	0	1	1	0	0	0	0	0	0	0	11	2	0	.419
Mar 13	UIC	*c	4	1	1	1	1	0	0	0	0	0	0	0	1	0	1	10	0	0	.404
Mar 15	GRAMBLING	*dh	4	1	1	3	0	0	1	0	0	0	0	0	1	0	1	0	0	0	.392
Mar 16	GRAMBLING	*1b	4	1	0	0	0	0	0	1	0	0	0	0	0	0	1	7	0	0	.364
Mar 18	KENTUCKY	*c	4	1	1	0	1	0	0	1	0	0	0	0	0	0	2	10	0	0	.356
Mar 19	KENTUCKY	*c	4	3	2	0	1	0	0	1	0	0	0	0	0	0	1	12	0	0	.365
Mar 20	KENTUCKY	*c	2	0	1	0	0	0	0	2	0	0	0	0	0	0	1	10	0	0	.369
Mar 25	at Mizzou	*c	5	1	2	3	1	0	0	0	0	0	0	0	0	0	2	17	1	0	.371
Mar 26	at Mizzou	*c	4	0	0	0	0	0	0	0	0	0	0	0	0	0	0	9	2	0	.351
Mar 27	at Mizzou	*c	5	1	2	1	0	0	0	0	0	0	0	0	0	2	0	10	0	0	.354
Mar 29	LITTLE ROCK	*1b	5	2	3	1	2	0	0	1	0	0	0	0	0	0	1	8	0	0	.369
Apr 01	MISSISSIPPI STA	*c	4	1	1	2	0	0	0	0	0	0	0	0	1	0	0	8	0	0	.364
Apr 02	MISSISSIPPI STA	*c	4	0	0	0	0	0	0	1	0	0	0	0	0	0	0	9	0	0	.348
Apr 03	MISSISSIPPI STA	*c	6	0	1	0	0	0	0	0	0	0	0	0	0	0	3	15	0	0	.337
Apr 07	at Florida	*c	5	1	3	2	1	0	0	0	0	0	0	0	0	1	1	7	3	0	.350
Apr 08	at Florida	*c	3	0	1	0	0	0	0	1	0	0	0	0	0	0	0	3	1	0	.349
Apr 09	at Florida	*c	5	1	1	0	0	0	0	0	0	0	0	0	0	0	0	10	1	0	.342
Apr 12	UAPB-2	*dh	3	0	0	0	0	0	0	0	0	0	1	0	0	0	1	0	0	0	.333
Apr 14	LSU	*c	3	1	1	1	0	0	0	1	0	0	0	0	0	0	1	11	0	1	.333
Apr 15	LSU	*c	4	1	3	2	1	0	1	0	0	0	0	0	0	0	0	8	0	0	.347
Apr 16	LSU	*c	4	0	1	0	0	0	0	0	0	0	0	0	0	0	0	13	0	0	.344
Apr 19	ARKANSAS STAT	*dh	4	1	1	0	0	0	0	1	0	0	0	0	0	0	0	0	0	0	.341
Apr 22	at Texas A&M	*c	4	0	1	1	0	0	0	0	0	0	0	0	0	0	1	9	0	0	.338
Apr 23	at Texas A&M	*c	4	0	1	0	0	0	0	0	0	0	0	0	0	0	1	5	0	1	.336
Apr 24	at Texas A&M	*c	5	2	2	0	0	0	0	0	0	0	0	0	0	0	2	10	0	0	.338
Apr 26	vs Central Arkansa	*dh	4	0	0	0	0	0	0	1	0	0	0	0	0	1	1	0	0	0	.329
Apr 29	OLE MISS	*c	4	0	3	0	1	0	0	0	0	0	0	0	0	0	0	5	0	0	.340
Apr 30	OLE MISS	*c	4	0	0	0	0	0	0	0	0	0	0	0	0	0	1	10	3	0	.331
May 01	OLE MISS	*c	3	1	1	2	0	0	1	1	0	0	0	0	0	0	0	8	0	0	.331
May 03	MISSOURI STATE	*dh	4	0	0	0	0	0	0	0	0	0	0	0	0	0	2	0	0	0	.323
May 06	at Auburn	*c	4	2	3	0	2	0	0	1	0	0	0	0	0	0	0	11	1	0	.333
May 07	at Auburn	*c	5	0	1	0	0	0	0	0	0	0	0	0	0	0	1	10	0	0	.329
May 08	at Auburn	*c	4	0	1	0	0	0	0	2	0	0	0	0	0	0	1	10	0	0	.328
May 13	VANDERBILT	*c	5	0	0	0	0	0	0	0	0	0	0	0	0	1	2	11	0	0	.318
May 14	VANDERBILT	*c	5	0	1	0	0	0	0	0	0	0	0	0	0	1	0	10	0	0	.315
May 15	VANDERBILT	*c	3	0	0	0	0	0	0	0	0	0	0	0	0	0	1	12	0	0	.310
May 19	at Alabama	*c	4	0	0	0	0	0	0	0	0	0	0	0	0	0	2	11	1	0	.304
May 20	at Alabama	*c	5	1	1	1	1	0	0	0	0	0	0	0	0	0	2	7	2	0	.301
May 21	at Alabama	*c	4	0	1	0	0	0	0	0	0	0	0	0	0	0	1	11	0	0	.300
May 25	vs Alabama	*c	4	0	0	0	0	0	0	0	0	0	0	0	0	0	1	9	2	1	.294
May 27	vs Florida	*c	4	1	2	1	0	0	1	0	0	0	0	0	0	0	0	12	0	0	.298
Jun 03	vs Grand Canyon	*c	4	0	3	3	0	0	0	1	0	0	0	0	0	0	0	6	2	0	.307
Jun 04	at Oklahoma State	*c	4	3	2	4	0	0	1	1	0	0	1	0	0	0	0	7	1	0	.310
Jun 05	at Oklahoma State	*c	6	1	2	2	0	0	1	0	1	0	0	0	0	0	2	8	1	0	.311
Jun 06	at Oklahoma State	*c	4	1	1	2	1	0	0	1	0	0	0	0	0	0	2	10	3	0	.310
Jun 11	at North Carolina	*c	5	0	1	0	0	0	0	0	0	0	0	0	0	1	1	7	1	0	.307
Totals		57gs	231	38	71	48	15	1	9	26	1	0	3	0	4	9	46	494	43	3	.307

On base pct. .379 • Slugging pct. .498



INDIVIDUAL GAME-BY-GAME

#25 Brady Tygart - 5 games (All games)

Date	Opponent	Pos	AB	R	H	RBI	2B	3B	HR	BB	SB	CS	HBP	SAC	SF	GDP	K	PO	A	E	Avg
Apr 03	MISSISSIPPI STA	p	0	0	0	0	0	0	0	0	0	0	0	0	0	0	0	0	1	0	.000
Apr 09	at Florida	p	0	0	0	0	0	0	0	0	0	0	0	0	0	0	0	0	0	1	.000
Apr 14	LSU	p	0	0	0	0	0	0	0	0	0	0	0	0	0	0	0	0	1	0	.000
May 07	at Auburn	p	0	0	0	0	0	0	0	0	0	0	0	0	0	0	0	0	0	1	.000
May 27	vs Florida	p	0	0	0	0	0	0	0	0	0	0	0	0	0	0	0	0	0	1	.000
Totals		0gs	0	0	0	0	0	0	0	0	0	0	0	0	0	0	0	0	2	3	.000

On base pct. .000 • Slugging pct. .000

#25 Brady Tygart - 22 appearances (All games)

Date	Opponent	GS	IP	H	R	ER	BB	SO	2B	3B	HR	WP	BK	HBP	IBB	Score	W-L	Sv	ERA	NP
Mar 02	OMAHA		1.0	2	0	0	0	2	0	0	0	0	0	0	0	15-3	0-0	0	0.00	16
Mar 05	SOUTHEASTERN-		1.0	1	0	0	0	1	0	0	0	0	0	0	0	4-2	0-0	1	0.00	8
Mar 10	UIC-2		1.1	0	0	0	1	2	0	0	0	0	0	1	0	5-4	1-0	1	0.00	24
Mar 13	UIC		2.1	4	2	2	1	2	0	0	0	0	0	0	0	10-8	1-0	1	3.18	36
Mar 20	KENTUCKY		2.0	1	0	0	0	1	0	0	0	0	0	1	0	3-1	1-0	2	2.35	31
Mar 25	at Mizzou		2.0	2	0	0	0	5	0	0	0	0	0	0	0	7-5	1-0	3	1.86	37
Mar 27	at Mizzou		1.2	0	0	0	0	2	0	0	0	0	0	1	0	6-4	1-0	4	1.59	23
Apr 03	MISSISSIPPI STA		3.2	1	0	0	1	7	0	0	0	0	0	1	0	3-5	1-0	4	1.20	59
Apr 09	at Florida		2.2	2	2	2	4	1	0	0	0	0	0	0	0	7-9	1-1	4	2.04	52
Apr 14	LSU		2.0	3	0	0	1	1	0	0	0	0	0	0	0	5-4	1-1	5	1.83	43
Apr 16	LSU		1.0	0	0	0	1	1	0	0	0	0	0	0	0	6-2	1-1	5	1.74	19
Apr 23	at Texas A&M		1.0	1	0	0	0	1	0	0	0	0	0	0	0	3-1	1-1	6	1.66	12
Apr 24	at Texas A&M		1.0	0	0	0	0	1	0	0	0	0	0	0	0	10-11	1-1	6	1.59	15
Apr 30	OLE MISS		2.0	0	0	0	2	2	0	0	0	0	0	0	0	6-3	2-1	6	1.46	23
May 01	OLE MISS		3.0	1	0	0	4	5	0	0	0	0	0	0	0	4-3	2-1	7	1.30	71
May 06	at Auburn		1.2	1	0	0	1	4	0	0	0	0	0	0	0	11-8	2-1	7	1.23	28
May 07	at Auburn		1.0	1	2	1	1	3	0	0	0	0	0	0	0	3-5	2-2	7	1.48	29
May 13	VANDERBILT		2.0	2	3	3	1	1	1	0	1	0	0	0	0	6-9	2-3	7	2.23	33
May 19	at Alabama		1.2	0	0	0	1	2	0	0	0	0	0	0	0	7-3	2-3	8	2.12	33
May 27	vs Florida		0.1	1	2	2	0	1	0	0	1	0	0	2	0	5-7	2-3	8	2.62	15
Jun 04	at Oklahoma State		1.2	1	2	2	3	1	0	0	0	0	0	1	0	20-12	3-3	8	3.00	41
Jun 05	at Oklahoma State		0.2	4	4	4	0	2	1	0	1	0	0	0	0	10-14	3-4	8	3.93	24
Totals		0	36.2	28	17	16	20	51	3	0	3	0	0	7	0	156-12	3-4	8	3.93	-

#9 Drake Varnado - 15 games (All games)

Date	Opponent	Pos	AB	R	H	RBI	2B	3B	HR	BB	SB	CS	HBP	SAC	SF	GDP	K	PO	A	E	Avg
Feb 19	ILLINOIS STATE	pr	0	1	0	0	0	0	0	0	0	0	0	0	0	0	0	0	0	0	.000
Feb 27	vs Stanford	pr	0	0	0	0	0	0	0	0	0	0	0	0	0	0	0	0	0	0	.000
Mar 02	OMAHA	ph/2	2	0	0	0	0	0	0	0	0	0	0	0	0	0	2	0	1	0	.000
Mar 12	UIC	pr/2b	0	0	0	0	0	0	0	0	0	0	0	0	0	0	0	0	0	0	.000
Mar 13	UIC	pr/of	0	1	0	0	0	0	0	0	0	0	0	0	0	0	0	0	0	0	.000
Mar 16	GRAMBLING	*of	4	1	2	1	1	0	0	1	1	0	0	0	0	0	1	0	0	0	.333
Mar 29	LITTLE ROCK	*of	2	1	1	2	0	0	0	1	0	0	1	0	1	0	0	1	0	0	.375
Apr 03	MISSISSIPPI STA	pr	0	0	0	0	0	0	0	0	0	0	0	0	0	0	0	0	0	0	.375
Apr 05	CENTRAL ARKAN	of	2	0	0	0	0	0	0	0	0	0	0	0	0	0	0	0	0	0	.300
Apr 07	at Florida	pr/dh	1	0	0	0	0	0	0	0	0	0	0	0	0	0	1	0	0	0	.273
Apr 12	UAPB-1	*of/3b	2	1	1	1	0	0	0	2	0	0	0	0	0	0	0	0	0	0	.308
Apr 14	LSU	ph/of	2	0	0	0	0	0	0	0	0	0	0	0	0	0	1	0	0	0	.267
Apr 20	ARKANSAS STAT	ph/of	2	0	0	0	0	0	0	0	0	0	0	0	0	0	2	0	0	0	.235
Apr 26	vs Central Arkansa	pr/of	0	0	0	0	0	0	0	0	0	1	0	0	0	0	0	0	0	0	.235
May 19	at Alabama	pr	0	1	0	0	0	0	0	0	0	0	0	0	0	0	0	0	0	0	.235
Totals		3gs	17	6	4	4	1	0	0	4	1	1	1	0	1	0	7	1	1	0	.235

On base pct. .391 • Slugging pct. .294

#88 Zebulon Vermillion - 2 games (All games)

Date	Opponent	Pos	AB	R	H	RBI	2B	3B	HR	BB	SB	CS	HBP	SAC	SF	GDP	K	PO	A	E	Avg
Mar 19	KENTUCKY	p	0	0	0	0	0	0	0	0	0	0	0	0	0	0	0	1	0	0	.000
Apr 24	at Texas A&M	p	0	0	0	0	0	0	0	0	0	0	0	0	0	0	0	0	1	0	.000
Totals		0gs	0	0	0	0	0	0	0	0	0	0	0	0	0	0	0	1	1	0	.000

On base pct. .000 • Slugging pct. .000



#88 Zebulon Vermillion - 22 appearances (All games)

Date	Opponent	GS	IP	H	R	ER	BB	SO	2B	3B	HR	WP	BK	HBP	IBB	Score	W-L	Sv	ERA	NP
Feb 18	ILLINOIS STATE		1.0	0	0	0	2	1	0	0	0	0	0	0	0	2-3	0-0	0	0.00	22
Feb 27	vs Louisiana		1.0	0	0	0	1	2	0	0	0	0	0	0	0	6-4	1-0	0	0.00	16
Mar 05	SOUTHEASTERN-		1.0	0	0	0	1	1	0	0	0	0	0	0	0	4-2	1-0	0	0.00	13
Mar 12	UIC		2.0	0	0	0	1	3	0	0	0	0	0	1	0	10-1	1-0	0	0.00	37
Mar 15	GRAMBLING		1.0	0	0	0	0	1	0	0	0	0	0	0	0	14-1	1-0	0	0.00	14
Mar 19	KENTUCKY		3.0	0	0	0	1	5	0	0	0	0	0	0	0	9-3	1-0	1	0.00	44
Mar 25	at Mizzou		0.2	3	1	1	0	1	0	0	0	0	0	0	0	7-5	2-0	1	0.93	15
Mar 29	LITTLE ROCK		1.0	2	1	1	0	3	2	0	0	0	0	0	0	16-8	2-0	1	1.69	25
Apr 01	MISSISSIPPI STA		1.0	0	0	0	0	1	0	0	0	0	0	0	0	8-1	2-0	1	1.54	14
Apr 03	MISSISSIPPI STA		1.0	1	0	0	0	0	0	0	0	0	0	0	0	3-5	2-0	1	1.42	7
Apr 07	at Florida		2.0	2	1	1	1	2	1	0	0	0	1	0	0	8-1	2-0	2	1.84	37
Apr 09	at Florida		0.1	1	0	0	0	0	0	0	0	0	0	0	0	7-9	2-0	2	1.80	3
Apr 15	LSU		0.2	1	0	0	1	0	0	0	0	0	0	0	0	4-0	2-0	2	1.72	19
Apr 23	at Texas A&M		0.1	2	0	0	0	0	0	0	0	0	0	0	0	3-1	2-0	2	1.69	10
Apr 24	at Texas A&M		1.0	3	2	2	0	0	0	0	0	0	0	0	0	10-11	2-0	2	2.65	19
May 03	MISSOURI STATE		1.0	1	0	0	1	1	0	0	0	0	0	0	0	4-6	2-0	2	2.50	21
May 07	at Auburn		2.1	2	1	1	0	3	0	0	1	0	0	0	0	3-5	2-0	2	2.66	31
May 14	VANDERBILT		0.1	0	0	0	0	1	0	0	0	0	0	0	0	11-6	2-0	2	2.61	6
May 20	at Alabama		1.2	1	1	1	1	1	0	0	1	0	0	0	0	6-8	2-0	2	2.82	24
May 27	vs Florida		0.2	1	0	0	0	1	0	0	0	0	0	0	0	5-7	2-0	2	2.74	19
Jun 04	at Oklahoma State		0.1	1	0	0	0	0	1	0	0	0	0	0	0	20-12	2-0	2	2.70	6
Jun 06	at Oklahoma State		1.0	1	0	0	0	0	0	0	0	0	0	0	0	7-3	2-0	2	2.59	7
Totals		0	24.1	22	7	7	10	27	4	0	2	0	1	1	0	167-10	2-0	2	2.59	-



INDIVIDUAL GAME-BY-GAME

#7 Cayden Wallace - 61 games (All games)

Date	Opponent	Pos	AB	R	H	RBI	2B	3B	HR	BB	SB	CS	HBP	SAC	SF	GDP	K	PO	A	E	Avg
Feb 18	ILLINOIS STATE	*3b	4	0	0	0	0	0	0	0	0	0	0	0	0	0	1	1	3	0	.000
Feb 19	ILLINOIS STATE	*3b	4	1	2	1	1	0	0	0	0	0	0	0	0	0	0	0	2	0	.250
Feb 20	ILLINOIS STATE	*3b	4	0	1	0	0	1	0	1	0	0	0	0	0	0	0	1	2	0	.250
Feb 25	vs Indiana	*3b	4	2	4	1	2	0	0	1	1	0	0	0	0	0	0	0	1	1	.438
Feb 27	vs Stanford	*3b	4	0	0	0	0	0	0	0	0	0	0	0	0	0	1	1	2	2	.350
Feb 27	vs Louisiana	*3b	4	0	1	0	0	0	0	1	1	0	0	0	0	0	1	0	1	0	.333
Mar 02	OMAHA	*3b	5	3	1	1	0	0	0	1	0	0	0	0	0	0	1	0	1	0	.310
Mar 04	SOUTHEASTERN	*3b	3	0	1	2	0	0	0	0	0	0	0	0	1	0	0	0	4	0	.312
Mar 05	SOUTHEASTERN-	*3b	1	1	0	0	0	0	0	2	0	1	1	0	0	0	0	0	2	0	.303
Mar 05	SOUTHEASTERN-	*3b	5	2	3	0	0	0	0	0	0	0	0	0	0	0	1	0	1	0	.342
Mar 10	UIC-1	*3b	5	3	3	3	0	0	1	0	1	0	0	0	0	0	1	0	0	0	.372
Mar 10	UIC-2	*3b	4	0	1	0	0	0	0	1	0	0	0	0	0	0	0	0	2	0	.362
Mar 12	UIC	*3b	5	2	1	4	0	0	1	0	1	0	0	0	0	0	0	1	0	0	.346
Mar 13	UIC	*3b	4	1	1	6	0	0	1	0	0	0	0	0	1	0	0	0	2	0	.339
Mar 15	GRAMBLING	*3b	2	2	0	1	0	0	0	2	0	0	0	0	1	0	0	0	0	0	.328
Mar 16	GRAMBLING	*3b	2	3	1	1	0	0	0	3	1	0	0	0	1	0	1	0	1	0	.333
Mar 18	KENTUCKY	*3b	5	1	0	0	0	0	0	0	0	0	0	0	0	0	3	1	1	0	.308
Mar 19	KENTUCKY	*3b	5	1	1	0	0	0	0	0	0	0	0	0	0	0	1	1	1	0	.300
Mar 20	KENTUCKY	*3b	4	0	0	0	0	0	0	0	0	0	0	0	0	0	2	0	0	0	.284
Mar 25	at Mizzou	*3b	5	2	3	0	0	0	0	0	0	0	0	0	0	0	1	0	1	1	.304
Mar 26	at Mizzou	*3b	3	1	1	3	1	0	0	2	0	0	0	0	0	0	1	0	3	0	.305
Mar 27	at Mizzou	*3b	4	1	1	0	0	0	0	1	0	0	0	0	0	0	1	0	4	0	.302
Mar 29	LITTLE ROCK	*3b	6	2	2	1	0	0	1	0	0	0	0	0	0	0	1	1	1	0	.304
Apr 01	MISSISSIPPI STA	*3b	5	2	2	0	1	0	0	0	1	0	0	0	0	0	0	0	2	0	.309
Apr 02	MISSISSIPPI STA	*3b	5	0	2	4	1	0	0	0	0	0	0	0	0	0	1	0	2	1	.314
Apr 03	MISSISSIPPI STA	*3b	3	0	1	0	0	0	0	3	0	0	0	0	0	0	1	1	4	0	.314
Apr 05	CENTRAL ARKAN	*3b	3	3	1	1	0	0	0	2	2	0	1	0	0	0	0	0	3	0	.315
Apr 07	at Florida	*3b	4	2	2	2	0	0	1	0	1	0	1	0	0	0	0	1	1	0	.321
Apr 08	at Florida	*3b	5	0	2	0	0	0	0	0	0	0	0	0	0	0	1	0	1	0	.325
Apr 09	at Florida	*3b	5	0	1	0	1	0	0	0	0	0	0	0	0	0	0	1	3	0	.320
Apr 12	UAPB-1	*3b	2	1	1	1	1	0	0	2	1	0	0	0	0	0	1	0	1	0	.323
Apr 12	UAPB-2	*3b	3	1	0	0	0	0	0	1	0	0	0	0	0	0	1	0	0	0	.315
Apr 14	LSU	*3b	5	2	2	0	0	0	0	0	0	0	0	0	0	0	0	0	0	0	.318
Apr 15	LSU	*3b	4	0	2	0	2	0	0	0	0	0	0	0	0	0	0	2	3	0	.324
Apr 16	LSU	*3b	4	0	1	2	0	0	0	0	0	0	0	0	0	0	0	0	5	0	.321
Apr 19	ARKANSAS STAT	*3b	5	0	0	0	0	0	0	0	0	0	0	0	0	0	2	1	1	0	.310
Apr 20	ARKANSAS STAT	*3b	4	0	1	0	1	0	0	1	0	0	0	0	0	0	0	0	2	0	.309
Apr 22	at Texas A&M	*3b	2	0	0	0	0	0	0	2	0	0	0	0	0	0	2	0	1	1	.305
Apr 23	at Texas A&M	*3b	5	0	0	0	0	0	0	0	0	0	0	0	0	0	4	0	4	0	.295
Apr 24	at Texas A&M	*3b	5	2	3	2	0	0	1	0	0	0	0	0	0	0	1	0	2	2	.304
Apr 26	vs Central Arkansa	*3b	3	0	1	0	0	0	0	2	0	0	0	0	0	0	0	0	3	0	.305
Apr 29	OLE MISS	*3b	4	0	1	0	0	0	0	0	0	0	0	0	0	0	3	1	1	0	.304
Apr 30	OLE MISS	*3b	3	0	1	0	0	0	0	1	0	0	0	0	0	0	2	1	0	0	.304
May 01	OLE MISS	*3b	4	1	2	0	1	0	0	0	0	0	0	0	0	1	0	0	0	0	.309
May 03	MISSOURI STATE	*3b	4	0	0	0	0	0	0	0	0	0	0	0	0	0	0	1	2	0	.302
May 06	at Auburn	*3b	5	0	2	1	1	0	0	0	0	0	0	0	0	0	1	3	4	0	.304
May 07	at Auburn	*3b	4	2	1	0	1	0	0	1	0	0	0	0	0	0	0	1	1	0	.303
May 08	at Auburn	*3b	6	0	2	2	2	0	0	0	0	0	0	0	0	0	2	0	0	1	.304
May 13	VANDERBILT	*3b	4	0	1	0	1	0	0	1	0	0	0	0	0	0	0	0	3	0	.303
May 14	VANDERBILT	*3b	4	2	2	4	0	0	2	1	0	0	0	0	0	0	1	0	2	0	.307
May 15	VANDERBILT	*3b	3	0	1	0	0	0	0	0	0	0	0	0	0	0	0	0	1	0	.307
May 19	at Alabama	*3b	4	1	1	3	0	0	1	0	0	0	0	0	0	0	1	0	2	0	.306
May 20	at Alabama	*3b	5	1	1	0	0	0	0	0	0	0	0	0	0	0	2	0	3	0	.304
May 21	at Alabama	*3b	5	2	1	1	0	0	1	0	0	0	0	0	0	1	1	0	1	0	.301
May 25	vs Alabama	*3b	3	0	0	0	0	0	0	1	0	0	0	0	0	0	0	1	1	0	.297
May 27	vs Florida	*3b	5	1	1	1	0	0	1	0	0	0	0	0	0	0	0	1	1	0	.295
Jun 03	vs Grand Canyon	*3b	4	2	2	3	0	0	2	0	0	0	1	0	0	0	1	1	2	0	.299
Jun 04	at Oklahoma State	*3b	4	2	1	2	0	0	1	2	0	0	0	0	0	0	1	2	2	1	.298
Jun 05	at Oklahoma State	*3b	6	2	3	3	0	0	1	0	0	0	0	0	0	1	1	0	1	0	.303
Jun 06	at Oklahoma State	*3b	3	1	0	0	0	0	0	1	1	0	1	0	0	0	2	0	2	0	.299
Jun 11	at North Carolina	*3b	3	0	1	1	0	0	0	1	1	0	0	0	1	0	0	0	2	0	.300
Totals		61gs	247	58	74	57	17	1	15	37	12	1	5	0	5	3	49	25	104	10	.300

On base pct. .395 • Slugging pct. .559



#24 Braydon Webb - 56 games (All games)

Date	Opponent	Pos	AB	R	H	RBI	2B	3B	HR	BB	SB	CS	HBP	SAC	SF	GDP	K	PO	A	E	Avg	
Feb 19	ILLINOIS STATE	*of	3	1	0	0	0	0	0	1	0	0	0	0	0	0	2	1	0	0	.000	
Feb 20	ILLINOIS STATE	*of	3	0	0	0	0	0	0	1	0	0	0	0	0	1	2	1	0	0	.000	
Feb 27	vs Stanford	*of	2	0	0	0	0	0	0	2	0	0	0	0	0	0	1	0	0	0	.000	
Feb 27	vs Louisiana	pr/of	1	1	0	0	0	0	0	0	0	0	0	0	0	0	0	0	0	0	.000	
Mar 02	OMAHA	*of	5	0	0	0	0	0	0	0	0	0	1	0	0	0	2	3	0	0	.000	
Mar 05	SOUTHEASTERN-	of	0	0	0	0	0	0	0	0	0	0	0	0	0	0	0	0	0	0	.000	
Mar 05	SOUTHEASTERN-	of	0	0	0	0	0	0	0	1	0	0	0	0	0	0	0	0	0	0	.000	
Mar 10	UIC-1	*of	4	0	0	0	0	0	0	0	0	0	0	0	0	0	1	1	0	0	.000	
Mar 10	UIC-2	of	0	0	0	0	0	0	0	0	0	0	0	0	0	0	0	0	0	0	.000	
Mar 13	UIC	*of	2	2	0	0	0	0	0	1	0	0	0	0	0	0	0	2	0	0	.000	
Mar 15	GRAMBLING	*of	4	2	1	4	0	0	1	1	0	0	0	0	0	0	2	1	0	0	.042	
Mar 16	GRAMBLING	*of	4	1	2	1	0	0	0	2	0	0	0	0	0	0	0	3	0	0	.107	
Mar 18	KENTUCKY	*of	4	1	1	0	0	0	0	0	1	0	0	0	0	0	2	1	0	0	.125	
Mar 19	KENTUCKY	*of	4	1	1	1	0	0	1	0	0	0	0	0	0	0	1	3	0	0	.139	
Mar 20	KENTUCKY	*of	4	1	2	2	0	0	1	0	0	0	0	0	0	0	0	3	0	0	.175	
Mar 25	at Mizzou	*of	4	2	2	2	0	0	1	0	0	0	0	0	0	0	1	0	0	0	.205	
Mar 26	at Mizzou	*of	3	1	0	0	0	0	0	0	0	0	1	0	0	0	2	2	0	0	.191	
Mar 27	at Mizzou	*of	2	0	1	2	1	0	0	1	0	0	0	1	0	0	1	3	0	0	.204	
Mar 29	LITTLE ROCK	*of	5	3	3	2	0	0	1	1	2	0	0	0	0	0	1	1	0	1	.241	
Apr 01	MISSISSIPPI STA	*of	1	1	0	0	0	0	0	4	1	0	0	0	0	0	1	2	0	0	.236	
Apr 02	MISSISSIPPI STA	*of	3	1	0	0	0	0	0	1	1	0	1	0	0	1	0	3	0	0	.224	
Apr 03	MISSISSIPPI STA	*of	3	1	2	1	0	0	1	1	0	0	0	1	0	0	1	4	0	0	.246	
Apr 05	CENTRAL ARKAN	*of	3	3	2	4	0	0	1	1	0	0	0	0	0	0	1	0	0	0	.266	
Apr 07	at Florida	*of	5	1	2	1	0	0	1	0	1	0	0	0	0	0	3	1	0	0	.275	
Apr 08	at Florida	*of	4	1	1	0	0	0	0	0	0	0	0	0	0	0	1	1	4	0	.274	
Apr 09	at Florida	*of	4	0	0	0	0	0	0	1	0	0	0	0	0	0	1	3	0	0	.260	
Apr 12	UAPB-1	*of	4	2	3	1	0	0	1	1	1	0	0	0	0	0	0	1	0	0	.284	
Apr 12	UAPB-2	*of	3	0	0	0	0	0	0	0	0	0	0	0	0	0	1	0	0	0	.274	
Apr 14	LSU	*of	3	1	1	2	0	0	0	1	0	0	0	0	0	0	0	3	0	0	.276	
Apr 15	LSU	*of	4	0	0	0	0	0	0	0	0	0	0	0	0	0	0	4	0	0	.264	
Apr 16	LSU	*of	3	1	0	0	0	0	0	1	0	0	0	0	0	0	1	1	0	0	.255	
Apr 20	ARKANSAS STAT	*of	2	1	1	1	0	0	0	1	0	0	0	0	0	0	0	1	0	0	.260	
Apr 22	at Texas A&M	*of	4	0	1	0	1	0	0	0	0	0	0	0	0	0	2	3	0	0	.260	
Apr 23	at Texas A&M	*of	5	0	0	0	0	0	0	0	0	0	0	0	0	0	0	3	0	0	.248	
Apr 24	at Texas A&M	*of	5	1	1	0	0	0	0	0	0	0	0	0	0	0	2	3	0	0	.245	
Apr 26	vs Central Arkansa	*of	4	1	2	0	0	0	0	0	0	0	0	0	0	0	1	2	0	0	.254	
Apr 29	OLE MISS	*of	3	1	2	2	0	0	1	0	0	0	0	0	0	0	1	1	0	0	.265	
Apr 30	OLE MISS	*of	3	2	2	2	0	0	1	1	0	0	0	0	0	0	0	2	0	0	.275	
May 01	OLE MISS	*of	4	0	2	0	1	0	0	0	0	0	0	0	0	1	0	5	0	0	.282	
May 03	MISSOURI STATE	*of	3	0	0	0	0	0	0	0	0	0	0	0	0	0	2	3	0	0	.276	
May 06	at Auburn	*of	4	1	1	0	0	0	0	1	0	1	0	0	0	0	1	2	0	0	.275	
May 07	at Auburn	*of	3	0	1	1	0	0	0	1	0	0	0	0	0	0	0	3	0	0	.276	
May 08	at Auburn	*of	3	3	2	3	0	0	1	1	0	0	1	0	0	0	0	1	0	0	.285	
May 13	VANDERBILT	*of	4	1	0	0	0	0	0	1	0	0	0	0	0	0	0	3	0	0	.277	
May 14	VANDERBILT	*of	1	3	0	0	0	0	0	2	1	0	1	0	0	0	0	3	0	0	.275	
May 15	VANDERBILT	*of	1	0	0	0	0	0	0	2	0	0	0	0	0	0	0	4	0	0	.273	
May 19	at Alabama	*of	3	1	1	0	0	0	0	1	0	0	0	0	0	0	0	1	0	0	.274	
May 20	at Alabama	*of	4	0	1	0	0	0	0	0	0	0	0	0	0	1	2	2	0	0	.273	
May 21	at Alabama	*of	4	2	3	2	0	0	1	1	0	0	0	0	0	0	0	2	0	0	.286	
May 25	vs Alabama	*of	3	0	0	0	0	0	0	0	0	0	1	0	0	0	2	0	0	0	.280	
May 27	vs Florida	*of	4	1	1	2	0	0	1	1	0	0	0	0	0	0	2	1	0	0	.280	
Jun 03	vs Grand Canyon	*of	5	1	1	1	0	0	0	0	0	0	0	0	0	0	2	2	0	0	.277	
Jun 04	at Oklahoma State	*of	5	2	1	0	0	0	0	0	0	0	1	0	0	0	1	6	0	0	.275	
Jun 05	at Oklahoma State	*of	4	3	1	1	1	0	0	2	0	0	0	0	0	0	0	4	0	0	.274	
Jun 06	at Oklahoma State	*of	4	1	1	0	1	0	0	1	1	0	0	0	0	0	3	1	0	0	.274	
Jun 11	at North Carolina	*of	4	1	3	0	0	0	0	1	1	0	0	0	0	0	0	3	0	0	.284	
Totals			52gs	183	54	52	38	5	0	14	39	10	1	7	2	0	6	49	112	0	1	.284

On base pct. .428 • Slugging pct. .541

#22 Jaxon Wiggins - 5 games (All games)

Date	Opponent	Pos	AB	R	H	RBI	2B	3B	HR	BB	SB	CS	HBP	SAC	SF	GDP	K	PO	A	E	Avg
Feb 27	vs Louisiana	*p	0	0	0	0	0	0	0	0	0	0	0	0	0	0	0	0	2	0	.000
Mar 05	SOUTHEASTERN-	*p	0	0	0	0	0	0	0	0	0	0	0	0	0	0	0	0	1	0	.000
Mar 13	UIC	*p	0	0	0	0	0	0	0	0	0	0	0	0	0	0	0	0	1	0	.000
Mar 27	at Mizzou	*p	0	0	0	0	0	0	0	0	0	0	0	0	0	0	0	0	1	0	.000
May 21	at Alabama	*p	0	0	0	0	0	0	0	0	0	0	0	0	0	0	0	0	0	1	.000
Totals			5gs	0	0	0	0	0	0	0	0	0	0	0	0	0	0	0	5	1	.000

On base pct. .000 • Slugging pct. .000



||| INDIVIDUAL GAME-BY-GAME

#22 Jaxon Wiggins - 16 appearances (All games)

Date	Opponent	GS	IP	H	R	ER	BB	SO	2B	3B	HR	WP	BK	HBP	IBB	Score	W-L	Sv	ERA	NP	
Feb 20	ILLINOIS STATE	*	5.0	5	1	1	2	5	2	0	0	1	1	0	0	4-2	1-0	0	1.80	77	
Feb 27	vs Louisiana	*	6.0	3	3	3	2	4	1	0	0	1	0	1	0	6-4	1-0	0	3.27	91	
Mar 05	SOUTHEASTERN-	*	6.1	2	1	1	4	7	0	0	1	1	0	0	0	11-1	2-0	0	2.60	96	
Mar 13	UIC	*	3.1	1	5	5	4	5	0	0	0	2	0	2	0	10-8	2-0	0	4.35	67	
Mar 20	KENTUCKY	*	6.0	4	0	0	4	8	1	0	0	1	0	0	0	3-1	3-0	0	3.38	96	
Mar 27	at Mizzou	*	7.1	4	4	4	3	8	1	0	1	0	0	2	0	6-4	4-0	0	3.71	109	
Apr 03	MISSISSIPPI STA	*	5.0	4	2	2	1	5	0	0	2	0	0	1	0	3-5	4-0	0	3.69	80	
Apr 09	at Florida	*	4.0	9	7	7	2	5	0	0	2	1	0	0	0	7-9	4-0	0	4.81	80	
Apr 16	LSU	*	5.1	9	2	2	3	9	2	0	0	0	0	0	0	6-2	5-0	0	4.66	101	
Apr 24	at Texas A&M	*	0.1	3	5	5	3	1	1	0	1	0	0	0	0	10-11	5-1	0	5.55	33	
May 01	OLE MISS	*	3.0	3	3	3	3	2	1	0	0	1	0	0	0	4-3	5-1	0	5.75	59	
May 08	at Auburn	*	5.0	4	3	1	2	6	0	0	2	0	0	0	0	7-4	6-1	0	5.40	90	
May 15	VANDERBILT	*	4.1	4	3	2	1	8	1	0	0	0	0	1	0	0-5	6-2	0	5.31	85	
May 21	at Alabama	*	1.1	2	5	5	2	2	0	0	0	2	0	0	0	5-18	6-3	0	5.92	31	
May 27	vs Florida	*	1.0	0	0	0	2	2	0	0	0	1	1	0	0	5-7	6-3	0	5.83	24	
Jun 05	at Oklahoma State	*	1.1	4	3	3	2	2	0	0	1	0	0	0	0	10-14	6-3	0	6.12	37	
Totals			15	64.2	61	47	44	40	79	10	0	10	11	2	7	0	97-98	6-3	0	6.12	-

2022 SCHEDULE / RESULTS III



	Opponent	Score	Winning Pitcher	Losing Pitcher	Save	Attendance	Time
FEB.							
18	Illinois State	L, 3-2	Hart (1-0)	Ramage (0-1)	Kubiatowicz (1)	10,116	3:00
19	Illinois State	W, 5-1	Smith (1-0)	Sinisko (0-1)	Tole (1)	10,906	2:48
20	Illinois State	W, 4-2	Wiggins (1-0)	Salata (0-1)	Ramage (1)	10,434	3:00
25	vs. Indiana ^	W, 5-2	Noland (1-0)	Modugno (0-2)	Ramage (2)	1,973	3:02
27	vs. #6 Stanford ^	L, 5-0	Mathews (1-1)	Smith (1-1)		3,453	3:32
27	vs. Louisiana ^	W, 6-4	Vermillion (1-0)	Theut (1-1)	Ramage (3)	2,037	3:29
MARCH							
2	Omaha	W, 15-3	Taylor (1-0)	Gordon (0-1)		10,326	4:02
4	Southeastern	L, 7-3	Kinzeler (2-0)	Noland (1-1)	Trahan (2)	9,273	3:12
5	Southeastern [DH-1]	W, 4-2	Smith (2-1)	Harrington (0-2)	Tygart (1)	10,321	2:33
5	Southeastern [DH-2]	W, 11-1 (8)	Wiggins (2-0)	O'Toole (0-2)		10,444	2:41
10	UIC [DH-1]	W, 12-4	Noland (2-1)	Peterson (1-2)		10,420	2:55
10	UIC [DH-2]	W, 5-4	Tygart (1-0)	Shears (1-1)		10,599	3:17
12	UIC	W, 10-1	Smith (3-1)	Lopez (1-1)		10,221	3:06
13	UIC	W, 10-8	Adamiak (1-0)	Shears (1-2)		10,101	3:29
15	Grambling	W, 14-1 (8)	Adamiak (2-0)	Reguero (1-1)		9,381	2:55
16	Grambling	W, 13-3 (8)	Morris (1-0)	Boudreaux (0-2)		9,496	3:28
18	Kentucky *	W, 6-2	Noland (3-1)	Stupp (2-1)		9,993	3:12
19	Kentucky *	W, 9-3	Smith (4-1)	Cotton (1-1)	Vermillion (1)	10,300	2:48
20	Kentucky *	W, 3-1	Wiggins (3-0)	Bosma (2-1)	Tygart (2)	10,317	2:53
23	vs. Omaha &	Canceled					
25	at Missouri *	W, 7-5	Vermillion (2-0)	Landry (1-2)	Tygart (3)	852	3:47
26	at Missouri *	L, 7-5	Lohse (1-1)	Trest (0-1)		907	3:18
27	at Missouri *	W, 6-4	Wiggins (4-0)	Wall (0-2)	Tygart (4)	1,127	2:58
29	Little Rock	W, 16-8	Taylor (2-0)	Davis (0-3)		9,502	3:52
30	Little Rock	Canceled					
APRIL							
1	Mississippi State *	W, 8-1	Noland (4-1)	Johnson (2-2)		11,548	2:48
2	Mississippi State *	W, 12-5	Smith (5-1)	Stinnett (3-1)		11,522	2:43
3	Mississippi State *	L, 5-3 (12)	Fristoe (3-2)	Ramage (0-2)		11,415	3:56
5	UCA	W, 21-9	Morris (2-0)	Fenton (0-2)		9,614	4:02
7	at Florida *	W, 8-1	Noland (5-1)	Barco (5-2)	Vermillion (2)	4,643	2:59
8	at Florida *	L, 7-2	Sproat (4-3)	Smith (5-2)	Purnell (3)	5,795	2:40
9	at Florida *	L, 9-7	Purnell (3-2)	Tygart (1-1)		5,806	3:12
12	UAPB [DH-1]	W, 15-0 (7)	Ramage (1-2)	Elarton (2-5)		8,959	2:19
12	UAPB [DH-2]	W, 6-0 (7)	McEntire (1-0)	Little (1-2)		8,973	2:09
14	#15 LSU *	W, 5-4	Taylor (3-0)	Cooper (2-2)	Tygart (5)	10,270	3:39
15	#15 LSU *	W, 4-0	Smith (6-2)	Money (2-3)	Taylor (1)	10,811	2:40
16	#15 LSU *	W, 6-2	Wiggins (5-0)	Taylor (4-1)		11,049	3:04
19	Arkansas State	W, 10-1	Ramage (2-2)	Holt (0-2)		9,286	3:28
20	Arkansas State	W, 10-3	Tole (1-0)	Frederick (0-2)		9,002	3:18
22	at Texas A&M *	L, 2-1	Dettmer (4-2)	Noland (5-2)	Palisch (2)	6,972	2:58
23	at Texas A&M *	W, 3-1	Morris (3-0)	Dallas (4-2)	Tygart (6)	7,012	3:44
24	at Texas A&M *	L, 11-10	Rudis (3-0)	Wiggins (5-1)	Palisch (3)	6,016	3:54
26	vs. UCA %	W, 2-1 (10)	Tole (2-0)	Shoultz (3-4)		10,333	3:06
29	Ole Miss *	L, 4-2	DeLucia (4-0)	Noland (5-3)	Johnson (5)	11,651	2:27
30	Ole Miss *	W, 6-3	Tygart (2-1)	Dougherty (1-3)		11,736	3:13
MAY							
1	Ole Miss *	W, 4-3	Morris (4-0)	Diamond (3-4)	Tygart (7)	11,409	3:00
3	Missouri State	L, 6-4	Lang (2-2)	McEntire (1-1)	McMahill (2)	9,419	2:54
6	at #19 Auburn *	W, 11-8	Taylor (4-0)	Skipper (4-2)		3,738	3:28
7	at #19 Auburn *	L, 5-3	Swilling (2-2)	Tygart (2-2)		3,875	3:29
8	at #19 Auburn *	W, 7-4	Wiggins (6-1)	Gonzalez (6-2)	Taylor (2)	3,515	3:26
13	#24 Vanderbilt *	L, 9-6 (10)	Schultz (4-1)	Tygart (2-3)		11,772	3:42
14	#24 Vanderbilt *	W, 11-6	Morris (5-0)	McElvain (5-4)	McEntire (1)	11,761	3:18
15	#24 Vanderbilt *	L, 5-0 (7)	Holton (7-3)	Wiggins (6-2)		10,806	2:23
19	at Alabama *	W, 7-3	Taylor (5-0)	McMillan (4-5)	Tygart (8)	2,966	3:16
20	at Alabama *	L, 8-6	McNairy (6-2)	Noland (5-4)	Ray (6)	3,257	3:05
21	at Alabama *	L, 18-5	Jean (4-1)	Wiggins (6-3)		3,109	3:23
25	vs. Alabama \$	L, 4-3	Jean (5-1)	McEntire (1-2)	Ray (8)	8,251	2:59
27	vs. Florida \$	L, 7-5	Pogue (4-3)	Noland (5-5)	Slater (5)	5,743	3:06
JUNE							
3	vs. Grand Canyon !	W, 7-1	Noland (6-5)	Avitia (8-5)		5,448	3:02
4	at #6 Oklahoma State !	W, 20-12	Tygart (3-3)	Phansalkar (6-3)		5,993	4:53
5	at #6 Oklahoma State !	L, 14-10 (10)	McLean (2-1)	Tygart (3-4)		5,735	4:40
6	at #6 Oklahoma State !	W, 7-3	Ramage (3-2)	Bogusz (3-1)	Smith (1)	7,048	4:03
11	vs. #11 North Carolina +	W, 4-1	Noland (7-5)	Carlson (4-2)	Smith (2)	3,794	2:54
12	vs. #11 North Carolina +						
13	vs. #11 North Carolina + (if necessary)						

* SEC opponent // ^ Karbach Round Rock Classic (Dell Diamond in Round Rock, Texas) // & Game played at Kauffman Stadium in Kansas City, Mo.
 % Game played at Dickey-Stephens Stadium in North Little Rock, Ark. // \$ SEC Tournament (Hoover Metropolitan Stadium in Hoover, Ala.)
 ! NCAA Stillwater Regional (O'Brate Stadium in Stillwater, Okla.) // + NCAA Chapel Hill Super Regional (Boshamer Stadium in Chapel Hill, N.C.)