



CRIMSON TIDE

BASEBALL

25 NCAA Tournament Appearances » 5 CWS Appearances » 14 SEC Championships » 69 Major League Players

A GAMES 53-55 A

ALABAMA VS #5 ARKANSAS

MAY 19-21, 2022 / TUSCALOOSA, ALA.
SEWELL-THOMAS STADIUM (5,867+)

TV: SEC NETWORK+ / SEC NETWORK

(PxP: Chris Stewart, Color: Lance Cormier / PxP: Tom Hart, Color: Chris Burke)

RADIO: CRIMSON TIDE SPORTS NETWORK

(Play-By-Play: Roger Hoover, Color: Lee Tracey)

CRIMSON TIDE

2022 Record 27-24
2022 SEC Record 10-16
Head Coach Brad Bohannon
Record at Alabama (Years) .. 132-106 (5th)
Career Record (Years) 132-106 (5th)

RAZORBACKS

2022 Record 37-14
2022 SEC Record 17-10
Head Coach Dave Van Horn
Record at UA (Years) 787-416 (20th)
Career Record (Years) 1,371-656 (34th)

INSIDE THE SERIES

Overall: 95th Meeting on Thursday (Alabama leads, 49-45)

Alabama's Record: At Home: 25-16 | In Fayetteville: 19-26 | At Neutral Sites: 5-3

Current Streak: Alabama, Lost 2

Last Meetings: March 19-21, 2021 in Fayetteville (Alabama, 1-2 || W, 16-1 / L, 1-9 / L, 1-3)

Series Notes: Over the last six games in the series, the team that wins, wins big. Five of those six matchups have been decided by eight-or-more runs.

PROBABLE STARTING PITCHING MATCHUPS

THURSDAY	W-L	ERA	G/GS	IP	H	R	ER	BB	SO
UA - Garrett McMillan (Jr., RHP)	4-4	3.51	13/13	77.0	66	36	30	22	77
ARK - Will McEntire (R-So., RHP)	1-1	1.96	6/4	23.0	14	5	5	11	25
FRIDAY	W-L	ERA	G/GS	IP	H	R	ER	BB	SO
UA - Jacob McNairy (Sr., RHP)	5-2	4.60	14/10	62.2	69	34	32	14	55
ARK - Connor Noland (Sr., RHP)	5-3	3.38	13/13	77.1	68	33	29	24	86
SATURDAY	W-L	ERA	G/GS	IP	H	R	ER	BB	SO
UA - Grayson Hitt (So., LHP)	4-3	5.02	12/12	52.0	55	34	29	24	57
ARK - Jaxon Wiggins (So., RHP)	6-2	5.31	13/13	61.0	55	39	36	34	73

2022 SCHEDULE

Opponent	TV	Time (CT)/Result
FEBRUARY (5-3)		
18 XAVIER	SEC Network+	W, 5-4
19 XAVIER	SEC Network+	W, 5-4
20 XAVIER	SEC Network+	W, 9-4
22 JACKSONVILLE STATE	SEC Network+	W, 6-3
23 ALABAMA STATE	SEC Network+	W, 9-2
25 at #1 Texas	Longhorn Network	L, 0-1
26 at #1 Texas	Longhorn Network	L, 0-2
27 at #1 Texas	Longhorn Network	L, 1-6

MARCH (10-8)		
1 UT-MARTIN	SEC Network+	L, 6-7
2 TROY	SEC Network+	W, 8-1
4 MURRAY STATE	SEC Network+	W, 5-1
5 MURRAY STATE	SEC Network+	W, 6-1
6 MURRAY STATE	SEC Network+	W, 5-4
9 NORTH ALABAMA	SEC Network+	L, 5-9
11 BINGHAMTON	SEC Network+	W, 9-3
12 BINGHAMTON	SEC Network+	W, 14-2
13 BINGHAMTON	SEC Network+	W, 5-3
16 at Southern Miss	ESPN+	L, 2-3
18 #9 FLORIDA*	SEC Network+	L, 4-6
19 #9 FLORIDA*	SEC Network+	L, 6-13
20 #9 FLORIDA*	SEC Network+	W, 8-7
23 at UAB ¹		L, 4-5
25 at Mississippi State*	SEC Network+	(10) L, 6-7
26 at Mississippi State*	SEC Network+	L, 7-8
27 at Mississippi State*	SEC Network	W, 6-2
29 SOUTH ALABAMA	SEC Network+	W, 5-4

APRIL (10-9)		
1 TEXAS A&M*	SEC Network+	L, 2-3
2 TEXAS A&M*	SEC Network	W, 10-9
3 TEXAS A&M*	SEC Network+	W, 8-4
5 SAMFORD	SEC Network+	W, 10-1
8 at #7 Ole Miss*	SEC Network+	W, 7-4
9 at #7 Ole Miss*	SEC Network+	(10) W, 12-10
10 at #7 Ole Miss*	SEC Network	W, 7-3
12 BELMONT	SEC Network+	W, 3-1
15 at #1 Tennessee*	SEC Network+	W, 6-3
16 at #1 Tennessee*	SEC Network+	L, 2-9
17 at #1 Tennessee*	SEC Network+	L, 4-15
19 UAB	SEC Network+	L, 6-7
22 #10 GEORGIA*	SEC Network+	L, 2-4
23 #10 GEORGIA*	SEC Network+	L, 0-3
24 #10 GEORGIA*	ESPN2	W, 3-0
26 at Samford	ESPN+	W, 9-3
28 at South Carolina*	SEC Network	L, 5-6
29 at South Carolina*	SEC Network+	L, 1-2
30 at South Carolina*	SEC Network	L, 5-11

MAY (2-4)		
6 #19 LSU*	SEC Network+	L, 5-6
7 #19 LSU*	SEC Network	W, 8-3
8 #19 LSU*	SEC Network+	L, 3-12
10 at Jacksonville State	ESPN+	W, 13-6
13 at #20 Auburn*	SEC Network	L, 2-3
14 at #20 Auburn*	SEC Network+	L, 4-6
15 at #20 Auburn*	SEC Network	Canceled
19 #5 ARKANSAS*	SEC Network+	6 p.m.
20 #5 ARKANSAS*	SEC Network	7 p.m.
21 #5 ARKANSAS*	SEC Network+	1 p.m.
24-29 SEC Tournament ²	SEC Network/ESPN2	

(1) - Regions Field (Birmingham, Ala.)

(2) - SEC Baseball Tournament at Hoover Metropolitan Stadium (Hoover, Ala.)

* Southeastern Conference game

BOLD indicates home game

Rankings are Baseball America or USA Today Coaches (highest ranking listed)

SOCIAL MEDIA:



Follow us on Twitter and Instagram @AlabamaBSB



Like us on Facebook at AlabamaBSB

Follow **ALABAMA BASEBALL** on the social media sites listed for up-to-date news, exclusive content and more.

ALABAMA

2022 STATS

.280
5.6
9.6
90
7
57
264
184/401
30-43
448.1
4.34
4.8
8.5
171/473
.979
38
39

Season

Average
Runs / Game
Hits / Game
Doubles
Triples
Home Runs
Runs Batted In
Walks / Strikeouts
Stolen Bases
Innings Pitched
ERA
Runs Allowed / Game
Hits Allowed / Game
Walks / Strikeouts
Fielding Percentage
Errors
Double Plays

ARKANSAS

2022 STATS

.272
7.0
9.1
101
10
77
333
260/395
39-47
449.0
3.57
3.8
7.1
209/529
.983
32
44

ALABAMA

2022 STATS

Pinckney/Seidl	.318
Pinckney	41
Williamson	57
Denton/Pinckney/Williamson	12
Jarvis/Pinckney	3
Denton	12
Williamson	42
Jarvis/Williamson	23
Seidl	11
Rose	.422
Pinckney	.523
McMillan	77.0
Guffey	17
Hoopos	2.25
McNairy	5
Ray	5
McMillan	77

Season

Average
Runs
Hits
Doubles
Triples
Home Runs
Runs Batted In
Walks
Stolen Bases
On-Base %
Slugging %
Innings Pitched
Appearances
ERA (reliever)
Wins
Saves
Strikeouts

ARKANSAS

2022 STATS

.310	Turner
46	Wallace
63	Wallace
16	Moore
3	Slavens
13	Slavens
46	Slavens
32	Wallace/Webb
10	Wallace
.460	Gregory
.566	Slavens
77.1	Noland
22	Taylor
1.12	Morris
6	Smith/Wiggins
7	Tygart
86	Noland

ABOUT ARKANSAS

• Alabama and Arkansas will meet for the 95th time in history when the two teams open the series on Thursday evening at Sewell-Thomas Stadium. The Crimson Tide holds the all-time advantage, 49-45, including a 25-16 mark in home games.

• The two teams last met from March 19-21 in Fayetteville to open the 2021 SEC slate. Alabama came away with a dominant 16-1 win in the series opener before falling 9-1 in game two and 3-1 in the series finale.

• The last pairing in Tuscaloosa came from March 22-24, 2019. Arkansas took game one by a score of 12-3 with the Crimson Tide evening things up the next day thanks to a 10-0 shutout victory. The Razorbacks would clinch the series on getaway day, posting a 10-2 win.

• Dave Van Horn is in his 20th year leading the Arkansas baseball program and his 28th season overall as a Division I head coach. Van Horn entered the 2022 campaign with a 750-402 mark in Fayetteville. In total, he has accumulated 34 seasons as a collegiate head coach, including stints at the Division II and Junior College levels. Van Horn is assisted on his Razorback staff by Matt Hobbs, Nate Thompson and Bobby Wernes.

• Arkansas finished the 2021 campaign as the SEC regular season and Tournament champions. The Razorbacks' season ended in NCAA Super Regionals with a final record of 50-13 overall and 22-8 in SEC play.

• The Razorbacks were selected to finish at the top of the Western Division and second overall in the SEC in the league's preseason poll, as voted on by the conference's head coaches.

ALABAMA IN THE POLLS

	BA	CBN	D1	NCBWA	PG	USA Today
Preseason	--	--	--	--	--	--
Feb. 21	--	--	--	RV	--	--
Feb. 28	--	--	--	RV	--	--
March 7	--	--	--	RV	--	--
March 14	--	--	--	RV	--	--
March 21	--	--	--	--	--	--
March 28	--	--	--	--	--	--
April 4	--	--	--	--	--	--
April 11	--	--	24	30	--	RV
April 18	--	--	--	RV	--	RV
April 25	--	--	--	RV	--	RV
May 2	--	--	--	RV	--	--
May 9	--	--	--	--	--	--
May 16	--	--	--	--	--	--
May 23	--	--	--	--	--	--
May 30	--	--	--	--	--	--

2022 SEC STANDINGS

EASTERN DIVISION

SCHOOL	OVERALL	SEC
#Tennessee	46-7	22-5
Vanderbilt	35-16	14-13
Georgia	34-18	14-13
Florida	33-19	13-14
South Carolina	26-25	12-15
Kentucky	28-23	10-17
Missouri	26-22	8-19

WESTERN DIVISION

SCHOOL	OVERALL	SEC
Arkansas	37-14	17-10
Texas A&M	33-16	17-10
Auburn	36-16	15-11
LSU	34-18	14-13
Ole Miss	31-19	13-14
Alabama	27-24	10-16
Mississippi State	26-27	9-18

- SEC Champion and Eastern Division Champion

CRIMSON TIDE ON THE RADIO

Every game of the 2022 baseball season is available on commercial radio through the Crimson Tide Sports Network and will be broadcast on various stations. The broadcast team of Chris Stewart and Roger Hoover provide the commentary throughout the season.

ARAB	WAFN-FM 92.7
ASHLAND	WCKF-FM 100.7
BIRMINGHAM	WENN-FM 100.1
	WENN-AM 1320
	WBHJ-HD3 95.7-3
BREWTON	WKNU-FM 106.3
COWAN (Tenn.)	WZYX-AM 1440
CULLMAN	WFMH-AM 1340
DECATUR	WWTM-FM 94.3
	WWTM-AM 1400
FAYETTE	WLDX-FM 97.1
	WLDX-AM 990
FLORENCE	WYKT-FM 93.9
GADSDEN	WAAX-FM 101.9
	WAAX-AM 570
HATTIESBURG (Miss.)	WFOR-FM 92.7
	WFOR-AM 1400
HUNTSVILLE	WZZN-FM 97.7
JACKSON (Ala.)	WHOD-FM 94.5
LINDEN	WINL-FM 98.5
MONROEVILLE	WMFC-FM 99.3
MONTGOMERY	WLVI-AM 1440
RUSSELLVILLE	WGOL-FM 100.7
	WGOL-AM 920
SELMA	WDXX-FM 100.1
SYLACAUGA	WFEB-FM 100.9
	WFEB-AM 1340
TALLASSEE	WTLS-FM 106.5
	WTLS-AM 1300
TUSCALOOSA	TIDE-FM 100.9
	WTUG-HD2 100.9
VERNON	WJEC-FM 106.5
WINFIELD	WKXM-FM 97.7

QUICK FACTS

UNIVERSITY

Location	Tuscaloosa, Ala.
Founded	April 12, 1831
Enrollment	38,320
Conference	Southeastern
Colors	Crimson and White
Nickname	Crimson Tide
President	Dr. Stuart Bell
Director of Athletics	Greg Byrne

FACULTY ATHLETICS

Representative	Dr. James King
Sport Administrator	Chris Besanceney
Venue (Capacity)	Sewell-Thomas Stadium (5,867+)

COACHING STAFF

Head Coach	Brad Bohannon
Alma Mater	Berry College, 1998
Record at Alabama	132-106 (Fifth Season)
Assistant Coach	Jason Jackson (Fifth Season)
Assistant Coach	Hunter Morris (First Season)
Assistant Coach	Matt Reida (First Season)
Player Personnel	Steven Rosen (First Season)
Director of Operations	Jack Hoehl
Director of Player Development	Jenny Sanders
Strength and Conditioning	Brett Price
Athletic Trainer	Sean Stryker

TEAM INFORMATION

2021 Record	32-26
2021 SEC Record/Finish	12-17/5 th West/10 th Overall
2021 H/A/N Record	19-13/10-9/3-4
Letterwinners Returning/Lost	18/11
Starting Position Players Returning/Lost	6/3
Pitchers Returning/Lost	9/7
Newcomers	24

PROGRAM HISTORY

All-Time Record	2,716-1,707-25 (.614)
SEC Record	986-876-5 (.530)
SEC Tournament Record	51-45 (.531)
SEC Championships	14
SEC Divisional Championships	11
NCAA Tournament Appearances	25
CWS Appearances	5

ATHLETICS COMMUNICATIONS

Baseball Contact	Alex Thompson
Office	(205) 348-6084
Cell	(440) 666-7615
E-mail	athompson@ia.ua.edu
Fax	(205) 348-8841
Website	www.RollTide.com
Mailing Address	1201 Coliseum Drive Room 170 Tuscaloosa, AL 35487

HOW TO FOLLOW ALABAMA BASEBALL

Get all the latest information on the team by following @AlabamaBSB on Twitter and Instagram and on Facebook at Alabama Baseball. General athletic news can be found at UA_Athletics on Twitter and Instagram and AlabamaAthletics on Facebook.

PROMOTIONS AT THE JOE: ARKANSAS

- The three-game set with fifth-ranked Arkansas will feature numerous promotions.
- Thursday's series opener will feature a throwback T-shirt giveaway for the first 500 fans.
- Game two on Friday will be the Tide's 'Senior Night' celebrating the program's seven seniors. Alabama's six student-athletes and one student manager will be honored as part of the pregame ceremonies.
- Saturday's giveaway will be a dog bandana. The first 250 fans through the gates will get a bandana for their favorite four-legged friend.
- The series finale on Saturday will be the final 'Kids' Day at The Joe'. All kids 18-and-under can purchase a \$5 general admission ticket. Children will also have the chance to run the bases postgame.
- Saturday's regular-season finale will also be the Tide's final baseball card giveaway as part of a season-long promotion highlighting the 2022 roster. Kids can get their last pack of baseball cards and stay after the game to get autographs from the group of players featured on this Saturday's set of cards.

SENIOR NIGHT 2022

- Friday's matchup with Arkansas will be Alabama's 'Senior Night' to celebrate the Tide's seven seniors. The group will be honored prior to first pitch of game two and is made up of six student-athletes along with one student manager.
- Alabama will recognize six student-athletes including Eric Foggo, Landon Green, Brock Guffey, Jacob McNairy, Hunter Ruth and Drew Williamson in their final home series at The Joe.
- The Tide will also honor student manager Austin Randolph.

ABOUT ALABAMA

- Alabama finished the week at 1-2. The Crimson Tide first defeated Jacksonville State on the road last Tuesday before falling in a pair of games at No. 20 Auburn. The series finale between the Tide and Tigers was canceled due to weather.
- The Crimson Tide offense erupted for a season-high 18 hits on the way to a 13-6 win over Jacksonville State last Tuesday evening at Rudy Abbott Field.
- Alabama scored in five of the nine innings on Tuesday, highlighted by a five-run fifth. UA gained an early advantage with two in the first and added one in the fourth to go with the five-run fifth.
- The Tide then plated two in the sixth before JSU got on the board with three in the seventh. Alabama came right back with three in the eighth before a three-run ninth by the Gamecocks ended things at 13-6.
- All nine starters for the Crimson Tide recorded at least one hit, led by a 3-for-5 effort from **Zane Denton**. The junior hit his team-leading 12th home run of the season — a grand slam — and added two runs to go with a career-high five RBI.
- **Andrew Pinckney** also homered, finishing 2-for-3 with two RBI, a walk and a team-high tying three runs. **Tommy Seidl** matched Pinckney with three runs and a home run while going 3-for-4 with a pair of RBI against the Gamecocks.
- **Antoine Jean** picked up the win at JSU in his first appearance since April, tossing 2.1 scoreless innings with three hits and a walk in the midweek start.
- Alabama fell to 20th-ranked Auburn, 3-2, in the series opener at Plainsman Park last Friday.
- Another Friday night pitcher's duel saw both teams go scoreless until the fifth. That inning saw Auburn gain the advantage with a pair of two-out runs.
- UA answered, evening things up in the top of the sixth with a two-run home run from **Drew Williamson** to make it a 2-2 ballgame. The Tigers countered with one in the home half of the sixth for what would prove to be the difference.
- **Garrett McMillan** was handed the loss on Friday night despite another strong start. The junior allowed three runs on five hits and two walks with six strikeouts across 5.2 innings of work. He turned the ball over to **Brock Guffey**, with the Tide reliever contributing 2.1 scoreless frames and a season-high five strikeouts.
- Alabama suffered a 6-4 loss last Saturday afternoon in Auburn.
- The Tide jumped out front early with a four-run first inning and held Auburn scoreless until the fourth. The Tigers plated one in that fourth, added two in the fifth and crossed one in the sixth to tie things up. A two-run seventh put Auburn in front, 6-4, for what was the eventual final.
- **Jacob McNairy** provided UA with another solid outing on Saturday. The senior allowed four runs (three earned) on nine hits with one strikeout in his 6.0 innings of work in his start.
- Last Sunday's game at Auburn was canceled due to weather.
- The series finale was delayed by 20 minutes before first pitch was thrown at 3:20 p.m. CT. The teams were in the bottom of the fifth tied at 1-1 when a lightning delay began. Auburn had the bases loaded with one down and a 2-2 count on the batter before the game went into a weather delay. The delays continued to pile up until 6:25 p.m. when the game was officially called.
- Alabama returned 18 letterwinners while losing 11 from the 2021 squad. The 2022 Crimson Tide welcomed back six positional starters and nine total pitchers while hosting 24 redshirts or newcomers.

KEEPING THE BALL AROUND THE ZONE

- Alabama's pitching staff has done a good job of keeping the baseball around the strike zone in 2022.
- The Tide pitchers have recorded 473 strikeouts compared to 171 walks while allowing a .251 average to opposing hitters and 431 total hits across 51 games.
- UA's pitchers have struck out 10-plus hitters 25 times this season while also walking two-or-fewer in 22 matchups.
- Alabama owns a solid 3.43 walks per 9.0 innings mark, allowing 171 free passes across 448.1 total innings. The 3.43 mark ranks third in the Southeastern Conference and 31st nationally.
- The Crimson Tide has also maintained a 1.34 WHIP (walks + hits / innings pitched) and 2.77 strikeout-to-walk ratio this season. Alabama's WHIP is good for 28th in Division I and sixth in the conference, while UA is also sixth in the SEC and ranks 26th nationally in strikeout-to-walk ratio.

McMILLAN IS THE MODEL OF CONSISTENCY

- Alabama's Friday night starter Garrett McMillan has been the model of consistency in his first season with the Tide.
- The junior leads UA in innings pitched (77.0) and strikeouts (77) overall while also pacing the team in those same categories during SEC play at 52.0 innings and 55 strikeouts.
- McMillan has tossed 5.0-plus innings in all 13 starts and is averaging 6.0 innings per start. He has also contributed an Alabama season-high tying 7.0 frames twice.
- He has allowed 30 earned runs (2.3 per start) and has made nine starts in which he has given up three-or-fewer earned runs. For total runs, McMillan has given up 36 (2.8 per start) and allowed three-or-fewer total runs in eight outings.
- The Tide's leader in strikeouts, he has punched out five-or-more batters in all but two starts while totaling his season-high and an Alabama-best nine against Texas A&M on April 1.
- McMillan's pitch count has been at 100-or-better pitches in each of his last eight outings and has been 85-plus in all but his season-opening start against Xavier on Feb. 18 when he was on a pitch count.

GOOB'S LAST FIVE STARTS

- Jacob McNairy has been solid in his last five outings including his start at Tennessee on April 16.
- In those five starts, McNairy owns a 3.34 ERA (11 ER/29.2 IP). He has given up three earned runs or fewer in all five outings while contributing 5.0-plus frames in each start.
- The weekend before to his start in Knoxville, McNairy held a 5.73 ERA after allowing seven runs over 3.2 innings of work at Ole Miss on April 9. His current five-game stretch has helped the senior lower his ERA to 4.60 (32 ER/62.2 IP).

GUFF AT THE JOE

- Brock Guffey has been the Crimson Tide's most-called on reliever during the 2022 campaign.
- The redshirt senior has pitched in a team-high 17 games and holds a 3.45 ERA (11 ER/28.2 IP) with 27 strikeouts compared to 12 walks. He has also limited opposing hitters to a .243 average and allowed 27 hits overall.
- Guffey's numbers at home this season have been significantly better than on the road.
- The left-hander has appeared in 10 games at The Joe and sports a 1.37 ERA (3 ER/19.2 IP) with 16 strikeouts compared to six walks while limiting the opposition to a lowly .197 average.
- On the road, opposing hitters are batting .325 with 13 hits against him. Guffey has accumulated 11 strikeouts and six walks in his seven away outings while his road ERA sits at 8.00 (8 ER/9.0 IP).

GUFFEY MOVING UP ON THE CAREER APPEARANCES LIST

- Redshirt senior Brock Guffey has been a mainstay out of the bullpen during his time at the Capstone. With his appearance against Georgia on April 24, the redshirt senior moved into the Tide's top-10 list for career appearances.
- Guffey has pitched in 73 total games during his time in Tuscaloosa to rank ninth all-time at UA. The Hoover native pitched in 21 games during the 2018 campaign to go with 19 in 2019, five in 2020, 11 in 2021 and 17 this season.
- The all-time leader for appearances is Nathan Kilcrease with 88 from 2008-11.

Alabama Career Appearances List

Rank	Player	Years	Appearances
6.	Ray Castillo	2013-16	77
	Brent Carter	2002-05	
8.	Greg Hibbard	1985-86	75
9.	BROCK GUFFEY	2018-Present	73

PINCKNEY GETTING BETTER AS THE YEAR GOES ON

- Andrew Pinckney has provided the Crimson Tide with a real spark in his second season of action.
- Entering the series with Arkansas, Pinckney leads the Tide in runs (41) and slugging percentage (.523) while tying for the team lead in average (.318) doubles (12) and triples (3). He also ranks second in on-base percentage (.403).
- In SEC play, Pinckney is Alabama's leader in nearly every offensive category including average (.333), hits (32), doubles (8), runs (23) and slugging percentage (.563). He is also tied for second in home runs (4) while ranking fourth in RBI (13).
- The redshirt sophomore batted .268 (11-41) with a double, two triples, one homer, three RBI, nine runs, three walks and a pair of hit-by-pitch across his first 14 games of action this season from Feb. 18-March 9.
- Since the start of the Binghamton series on March 11, Pinckney has reached base in 30 of the 37 games, recorded at least one hit in 27 contests, and has contributed at least one run in 22 matchups, including multiple runs in eight games.
- Over the 37-game stretch, the Tide outfielder is batting .333 (45-135) with 11 doubles, a triple and five home runs. He has also recorded 23 RBI, 32 runs scored, 13 walks, seven hit-by-pitch and four stolen bases.
- In the 37 games, Pinckney paces UA in average, hits (45), doubles, runs, slugging (.541) and on-base percentage (.419).

PINK'S NUMBERS TRENDING UPWARDS

- Andrew Pinckney's numbers have taken a big spike upwards in his last 21 games (since the start of the Ole Miss series). During that time, he is batting .364 (28-77) and has recorded a hit in 15 contests, including nine multi-hit efforts.
- His last 11 games (since April 24) have been even more impressive. Over that time, he's batting .409 (18-44) with four doubles and two home runs. He has also added nine RBI, 10 runs, four walks and a stolen base.
- In the 11-game stretch, Pinckney has recorded seven multi-hit games and four multi-RBI efforts. He has also scored at least one run in seven contests.

HOW BIG IS THE JOE?

320' to left field
360' to the alleys
390' to center field
320' to right field

SEWELL-THOMAS SELLOUT TRACKER

(NO) DATE	ATTENDANCE	OPPONENT
1. February 19, 2016*	5,867	Maryland
2. February 20, 2016	6,449	Maryland
3. March 25, 2016	5,867	Tennessee
4. April 15, 2016	5,950	Ole Miss
5. April 16, 2016	6,385	Ole Miss
6. April 17, 2016	6,354	Ole Miss
7. April 30, 2016	6,644	Mississippi State (DH)
8. May 7, 2016	6,324	Auburn
9. May 8, 2016	5,991	Auburn
10. March 3, 2017	5,867	ULM
11. April 29, 2017	4,918	LSU
12. April 20, 2018*	5,593	Auburn
13. April 21, 2018	6,051	Auburn (DH)
14. May 5, 2018	4,631	Mississippi State
15. May 6, 2018	4,637	Mississippi State
16. February 20, 2021^	1,764	McNeese
17. February 21, 2021^	1,764	McNeese
18. February 27, 2021^	1,764	Wright State (DH)
19. March 9, 2021^	1,764	South Alabama
20. March 10, 2021^	1,764	Jacksonville State
21. March 12, 2021^	1,764	Stetson
21. March 13, 2021^	1,764	Stetson
22. March 14, 2021^	1,764	Stetson
23. March 23, 2021^	1,764	Southern Miss
24. March 26, 2021^	1,764	Ole Miss (DH)
25. March 27, 2021^	1,764	Ole Miss
26. April 2, 2021^	1,764	Tennessee
27. April 3, 2021^	1,764	Tennessee
28. April 4, 2021^	1,764	Tennessee
29. April 7, 2021^	1,764	ULM
30. April 13, 2021^	1,764	Samford
31. April 16, 2021^	2,630	Auburn
32. April 17, 2021^	2,630	Auburn
33. May 21, 2021^	2,630	Mississippi State
34. May 22, 2021^	2,630	Mississippi State

* - postgame fireworks show | ^ - limited capacity due to social distancing

CADEN SEEING IT WELL AS OF LATE

- Caden Rose has been getting hits and getting on base at a high rate over the last month.
- Rose has earned playing time in 12 games - all starts - since the April 19 contest against UAB. During that stretch, the sophomore is batting .371 (13-35) with four doubles, a home run, three RBI and seven runs scored. He has also added 11 walks during that time for an impressive .532 on-base percentage.
- He leads UA by a significant margin in walks and on-base percentage and ranks second in average since April 19.
- The sophomore has reached base in 11 of those 12 contests and recorded at least one hit in eight matchups, including four straight two-hit games from May 6-10 as part of a five-game hitting streak. He has also totaled at least one run in six games and his significantly increased his walk total for the season thanks to a pair of three-walk performances and two two-walk outings.
- Prior to the hot stretch, Rose was batting .286 (22-77) with four doubles, 10 RBI, nine runs and eight walks over 29 games (23 starts). He was also getting on base at a .364 clip.

BIG MOMENT, CALL ON BIG DREW

- When the Crimson Tide needs a big hit, Drew Williamson is a good choice to deliver it.
- The senior has been the Tide's top hitter with runners on base this season, batting a team-high .330 (31-94). For contrast, Williamson is batting .268 (26-97) when the bases are empty.
- Williamson is also batting a team-high .377 (23-61) with runners in scoring position and is advancing runners at a .519 (56-108) clip, a number that also leads all Tide bats (min. 30 games played).
- Entering the series with Arkansas, Williamson has also contributed 16 two-out RBI, good for second on UA.

DUBYA KEEPS ON WALKIN'

- Now in his fourth year as a starter, senior Drew Williamson has accumulated 107 career walks.
- Williamson's 107 walks are good for eighth on the Alabama career list. He totaled 40 free passes as a freshman, added 18 in the shortened 2020 campaign and recorded 26 a season ago. In 2022, the senior has totaled 23 walks.
- The Tide's career leader for walks is Jeremy Brown with 207 from 1999-2002.

Alabama Career Walks List

Rank	Player	Years	Walks
4.	Bret Elbin	1981-83	125
5.	Ted McClendon	1983-85	117
6.	Chandler Taylor	2016-18	110
7.	Brent Boyd	1999-2002	109
8.	DREW WILLIAMSON	2019-Present	107

WILLIAMSON'S CAREER FIELDING

- Drew Williamson has earned the start at first base in nearly every game of his Crimson Tide career.
- A standout fielder, Williamson has climbed into the Alabama career top-10 lists for numerous categories. Below is a look at where the senior ranks heading into the series with Arkansas.

Alabama Career Fielding Lists

Rank	Player	Years	Fielding Percentage
1.	Cody Henry	2015-18	.996
	Alan Hill	1992-95	
3.	DREW WILLIAMSON	2019-Present	.995
	Chris Moller	1995-96	

Rank	Player	Years	Putouts
3.	Zac Welch	2002-05	1,315
4.	DREW WILLIAMSON	2019-Present	1,283

Rank	Player	Years	Chances
3.	Zac Welch	2002-05	1,437
4.	DREW WILLIAMSON	2019-Present	1,353

Rank	Player	Years	Double Plays Turned
5.	Sam Bozanich	1998-2000	113
6.	DREW WILLIAMSON	2019-Present	109

DOM KEEPS GETTING HITS

- Dominic Tamez has been a hit machine over the last third of the season, or since the start of the Ole Miss series.
- Tamez is batting .315 (23-73) across his 20 games of action (did not play at Jacksonville State) and has recorded at least one hit in 16 contests.
- During the latest 21-game stretch, the junior catcher ranks second in average, third in hits (23), doubles (3) and RBI (15) and is tied for third in home runs (3).
- For the season, Tamez ranks third in RBI (30) and is tied for third on the team in hits (54).
- In SEC action, the San Antonio, Texas, native ranks second in RBI (18), third in hits (29) and is fourth in average (.290).

2022 HOME RUN TRACKER [57 HRS]

PLAYER (NO.)	INN	COUNT	RBI	LOC	OPP. (DATE)
Tamez (1)	4th	0-2	1	LF	Xavier (2/18)
Tamez (2)	9th	2-2	1	LF	Xavier (2/18)
Diodati (1)*	9th	0-0	2	RF	Xavier (2/18)
Williamson (1)	8th	1-0	1	RCF	Xavier (2/19)
Jarvis (1)	3rd	3-1	2	RF	ASU (2/23)
Williamson (2)	6th	1-0	2	RF	ASU (2/23)
Diodati (2)	5th	1-2	1	RF	at Texas (2/27)
Pinckney (1)	3rd	2-1	1	CF	UT-Martin (3/1)
Denton (1)	7th	0-0	2	RF	UT-Martin (3/1)
Denton (2)	3rd	2-0	1	LCF	Troy (3/2)
Hayslip (1)	7th	1-0	1	LCF	Troy (3/2)
Seidl (1)	6th	1-0	1	LF	Murray State (3/4)
Foggo (1)	6th	0-2	2	LF	Murray State (3/6)
Diodati (3)	2nd	2-2	1	CF	N. Alabama (3/9)
Jarvis (2)	3rd	0-0	1	RF	N. Alabama (3/9)
Denton (3)	5th	2-2	1	RCF	N. Alabama (3/9)
Denton (4)	1st	1-0	2	LCF	Binghamton (3/11)
Foggo (2)	8th	0-0	1	LF	Binghamton (3/11)
Williamson (3)	1st	1-1	3	RF	Binghamton (3/12)
Foggo (3)	1st	2-2	1	LF	Binghamton (3/12)
Denton (5)	1st	3-2	2	CF	Binghamton (3/13)
Denton (6)	1st	3-2	1	CF	at So. Miss (3/16)
Pinckney (2)	8th	2-2	1	CF	Florida (3/18)
Diodati (4)	7th	1-2	1	RF	Florida (3/19)
Diodati (5)	4th	0-0	2	RF	Florida (3/20)
Denton (7)	8th	2-2	1	RF	Florida (3/20)
Diodati (6)	6th	0-0	1	RCF	at UAB (3/23)
Pinckney (3)	7th	1-1	1	RCF	at MSU (3/26)
Williamson (4)	6th	3-2	1	RF	at MSU (3/27)
Eblin (1)	4th	0-2	3	RCF	USA (3/29)
Hamiter (1)	5th	2-1	3	RCF	Samford (4/5)
Williamson (5)	7th	3-2	4	RF	at Ole Miss (4/9)
Denton (8)	10th	1-1	2	RCF	at Ole Miss (4/9)
Seidl (2)	7th	2-1	1	LF	at Ole Miss (4/10)
Pinckney (4)	8th	0-1	1	RF	at Ole Miss (4/10)
Denton (9)	9th	0-0	2	CF	at Ole Miss (4/10)
Diodati (7)	2nd	1-0	1	LF	at Tennessee (4/15)
Jarvis (3)	3rd	0-0	1	RF	at Tennessee (4/15)
Diodati (8)	4th	1-1	1	CF	at Tennessee (4/15)
Denton (10)	6th	2-0	2	RF	at Tennessee (4/16)
Williamson (6)	1st	2-1	1	RF	at Tennessee (4/17)
Jarvis (4)	3rd	1-1	1	RF	at Tennessee (4/17)
Denton (11)	6th	0-1	1	RF	at Tennessee (4/17)
Tamez (3)	7th	3-2	1	LCF	Georgia (4/22)
Hamiter (2)	8th	0-0	1	RCF	Georgia (4/22)
Williamson (7)	4th	0-1	1	LCF	Georgia (4/24)
Pinckney (5)	5th	3-1	2	LF	Georgia (4/24)
Tamez (4)	3rd	3-2	2	LF	at Samford (4/26)
Hodo (1)	8th	1-1	1	RF	at Samford (4/26)
Tamez (5)	6th	0-0	3	LCF	at USC (4/30)
Rose (1)	7th	2-2	1	LF	LSU (5/8)
Foggo (4)	9th	0-1	1	LF	LSU (5/8)
Pinckney (6)	1st	1-2	2	LF	at JSU (5/10)
Denton (12)	5th	3-1	4	RCF	at JSU (5/10)
Seidl (3)	8th	1-2	2	LCF	at JSU (5/10)
Williamson (8)	6th	2-0	2	RCF	at Auburn (5/13)
Hamiter (3)	1st	1-1	3	RF	at Auburn (5/14)

* - walkoff home run

BY INNING

1st.....	8
2nd.....	2
3rd.....	7
4th.....	5
5th.....	5
6th.....	9
7th.....	8
8th.....	8
9th.....	4
Extras.....	1

BY COUNT

0-0.....	10
0-1.....	4
0-2.....	3
1-0.....	6
1-1.....	7
1-2.....	4
2-0.....	3
2-1.....	4
2-2.....	7
3-0.....	0
3-1.....	3
3-2.....	6

BY RBI

1.....	34
2.....	16
3.....	5
4.....	2

ALABAMA HEAD COACH BRAD BOHANNON



PREVIOUS COACHING EXPERIENCE

Wake Forest	Assistant Coach (2001-02)
Kentucky Wildcats	Assistant Coach (2004-05)
	Asst. Coach/Recruiting Coord. (2005-15)
Auburn Tigers	Assistant Coach (2016-17)

YEAR-BY-YEAR RECORD

UNIVERSITY OF ALABAMA

Year	Overall	Conf.	Notes
2018	27-29	8-22	First-Year Head Coach
2019	30-26	7-23	
2020	16-1	N/A	
2021	32-26	12-17	SEC Tour./NCAA Regional
2022	27-24	10-16	

TOTAL: 132-106 (.555) || 37-78 (.322) SEC

BOHANNON'S TOP-RANKED RECRUITING CLASSES

Since 2008, all but one of Bohannon's recruiting classes have been ranked in the top-25 by Perfect Game USA.

2008	- #4 (at Kentucky)
2009	- #6 (at Kentucky)
2010	- #16 (at Kentucky)
2011	- #25 (at Kentucky)
2012	- #11 (at Kentucky)
2013	- #25 (at Kentucky)
2014	- #16 (at Kentucky)
2015	- #9 (at Auburn)
2016	- #9 (at Auburn)
2017	- #6 (for Auburn)
2018	- #23 (at Alabama)
2019	- #13 (at Alabama)
2020	- #45 (at Alabama)
2021	- #9 (at Alabama)

• Brad Bohannon was hired as Alabama's 32nd head baseball coach on June 1, 2017, and formally introduced on Monday, June 5.

• Arriving at Alabama with a plan to build his program around the total player, Bohannon has placed an equal focus on athletics and academics. During his tenure, the Crimson Tide has signed multiple top-10 recruiting classes, including the most recent group that was ranked No. 8 by Baseball America, No. 9 by Perfect Game USA, No. 10 by Collegiate Baseball Newspaper and No. 19 by D1Baseball.com. Since 2008, all but one of Bohannon's recruiting classes have been ranked in the top-25 by at least one of the four major sites.

• Bohannon and his staff have produced 20 players who have been selected in the MLB Draft while setting a program record for grade-point average each year since his arrival at UA. He has also helped 30 players graduate with a total of 32 degrees, including four master's degrees.

• Each of Bohannon's teams have improved upon the previous year's win total and that progress continued during the most recent season. The 2021 campaign saw Alabama finish 32-26 overall, posting double-digit conference wins and reaching the SEC Tournament for the first time since the 2016 season. The 2021 Tide also advanced to an NCAA Regional marking UA's 25th appearance in the postseason and the first since 2014.

• UA's 2020 team went 16-1 before a global pandemic ended the season early. Alabama was set to enter SEC play ranked for the first time since 2010 and finished the year at No. 18 by CBN along with a No. 21 ranking in both the NCBWA and the USA Today Coaches polls.

• Alabama finished 30-26 overall in 2019. The Crimson Tide's record was highlighted by a 23-3 mark in non-conference pairings and included a 13-1 record in midweek matchups along with a 14-3 record against schools from the state of Alabama.

• Bohannon immediately made his mark on the Alabama program in 2018. His first season saw the Crimson Tide get off to a perfect 9-0 start, with Bohannon matching Wallace Wade (1924) for the second-best start to an Alabama head coaching career.

• Under his direction in 2018, UA improved by eight wins from the previous season, including three more victories in SEC play, to finish 27-29 and 8-22 in SEC action. The 27 wins were highlighted by six victories over top-25 teams, including a series win over then-No. 7 Kentucky.

• Bohannon came to Tuscaloosa with 14 years of Southeastern Conference coaching experience after having served as an assistant at Kentucky from 2004-15 and Auburn from 2016-17. He played a pivotal role in turning around Kentucky and Auburn within three years on the job. The Wildcats became the first team in SEC history to go from worst to first in only one season, winning 44 games and the program's first SEC title in 2006, while the Tigers won 12 more games in 2017 than in 2016 and advanced to the NCAA Tournament.

• While at Kentucky, Bohannon served under two SEC Coach of the Year winners in John Cohen and Gary Henderson. Along with winning the school's only league title, Bohannon was a part of a trio of record-breaking win seasons, capped off by the 2012 team that won 45 games to set the UK program mark.

• A combined 69 Wildcat student-athletes were chosen in the Major League Baseball Draft or signed as a free agent during Bohannon's tenure as recruiting coordinator. He was responsible for signing 13 Kentucky Wildcat student-athletes that went on to play in the Major Leagues, including 2014 Golden Spikes Award winner A.J. Reed.

• Prior to his time at UK, Bohannon worked for two seasons at Wake Forest where the Demon Deacons advanced to the NCAA Tournament twice and captured the ACC title in 2001.

• Bohannon earned an undergraduate degree from Berry College in 1998 and then graduated with a master's from Wake Forest in 2002. He began his collegiate career playing at Vanderbilt and Georgia Tech before ending up at Berry.

• A native of Rome, Ga., Bohannon is married to the former Kim Traylor.

BOHANNON VS. OPPONENTS [HEAD COACHING CAREER]

OPPONENT	RECORD	OPPONENT	RECORD	CATEGORY	RECORD
Alabama A&M	2-0	NORTH ALABAMA	3-1	Home	93-50
ALABAMA STATE	3-0	NC State	0-1	Road	35-51
Alcorn State	1-0	Northern Kentucky	3-0	Neutral	4-5
ARKANSAS	2-7	Oklahoma	1-2	Day	77-54
AUBURN	4-9	Presbyterian	2-1	Night	55-53
Ball State	2-1	Rider	1-0	vs. Top-25 Teams	22-63
BELMONT	1-0	SAMFORD	6-1	In February	39-6
BINGHAMTON	3-0	SOUTH ALABAMA	6-0	In March	45-34
College of Charleston	2-1	SOUTH CAROLINA	3-4	In April	32-38
FLORIDA	1-6	South Dakota State	1-0	In May	15-26
GEORGIA	2-7	SOUTHERN MISS	1-2	In June	1-2
Harvard	3-0	Stetson	2-1		
JACKSONVILLE STATE	7-1	TENNESSEE	3-8		
Kentucky	3-3	UT-MARTIN	1-2		
Lipscomb	2-1	TEXAS	0-3		
Louisiana Tech	0-1	TEXAS A&M	6-6		
LSU	4-8	TROY	4-1		
Maine	1-0	UAB	5-3		
McNeese	3-0	ULM	0-1		
Middle Tennessee	3-0	UNLV	3-0		
OLE MISS	5-7	Valparaiso	3-0		
MISSISSIPPI STATE	2-10	Vanderbilt	0-5		
Missouri	5-1	Washington State	3-0		
MURRAY STATE	3-0	Wright State	3-0		
New Mexico State	2-1	XAVIER	3-0		
Northeastern	3-0				

BOLD indicates 2022 opponent

2022 ROSTER

PITCHERS

NO.	NAME	POS.	B-T	HT.	WT.	CL.	HOMETOWN (PREVIOUS SCHOOL)
4	Connor Prielipp	LHP	L-L	6-2	210	Jr.	Tomah, Wis. (Tomah)
8	Kade Woods	RHP	R-R	6-3	200	Fr.	Monroe, La. (Ouachita Christian)
9	Nathan Shelton	LHP	L-L	6-1	185	Fr.	Tuscaloosa, Ala. (American Christian Academy)
12	Hunter Furtado	LHP	R-L	6-4	185	So.	Lake Worth, Fla. (Wake Forest/The King's Academy)
14	Antoine Jean	LHP	R-L	6-1	180	Jr.	Montreal, Quebec (École Édouard-Montpetit)
19	Trace Moore	LHP	L-L	6-0	195	Jr.	Miramar, Fla. (Palm Beach State C.C./Broward College/Nova)
23	Brandon Clarke	LHP	L-L	6-4	225	Fr.	Ashburn, Va. (Independence)
26	Grayson Hitt	LHP	R-L	6-3	195	So.	Germantown, Tenn. (Houston)
27	Ben Hess	RHP	R-R	6-5	225	Fr.	Charleston, Ill. (Charleston)
28	Eli Giles	RHP	R-R	5-10	180	So.	Mobile, Ala. (Faith Academy)
29	Brayden Gainey	RHP	R-R	6-0	200	Jr.	Panama City, Fla. (Gulf Coast S.C./A. Crawford Mosley)
30	Jake Leger	LHP	L-L	5-10	210	Jr.	Lexington, Neb. (Iowa Western C.C./Lexington)
32	Braylon Myers	RHP	L-R	6-2	220	Fr.	Bessemer, Ala. (Oak Grove)
33	Luke Holman	RHP	R-R	6-4	185	Fr.	Sinking Spring, Pa. (Wilson)
34	Jacob McNairy	RHP	R-R	6-2	205	Sr.	Athens, Ala. (Athens)
35	Jake Eddington	RHP	R-R	6-2	185	So.	Doniphan, Mo. (Doniphan)
36	Hagan Banks	RHP	R-R	6-4	200	Fr.	Plainville, Ga. (Calhoun)
37	Hunter Ruth	RHP	R-R	6-2	195	R-Sr.	Gainesville, Fla. (Palm Beach State C.C./Florida/Buchholz)
38	Dylan Ray	RHP	R-R	6-3	230	R-Fr.	New Market, Ala. (Bob Jones)
39	Garrett McMillan	RHP/INF	L-R	6-4	230	Jr.	Tuscaloosa, Ala. (Shelton State C.C./Hillcrest)
40	Brock Guffey	LHP	S-L	6-1	190	R-Sr.	Hoover, Ala. (Hoover)
41	Connor Ball	LHP	L-L	6-0	170	Fr.	Sterrett, Ala. (Chelsea)
48	Landon Green	RHP	R-R	6-1	200	R-Jr.	Helena, Ala. (Helena)
88	Hunter Hoopes	RHP	R-R	6-1	195	Sr.	Fairfax, Va. (John A. Logan C.C./UNC Asheville/W.T. Woodson)

CATCHERS

NO.	NAME	POS.	B-T	HT.	WT.	CL.	HOMETOWN (PREVIOUS SCHOOL)
3	Dominic Tamez	C	R-R	5-10	205	Jr.	San Antonio, Texas (McLennan C.C./Arkansas/Lady Bird Johnson)
5	Graham Crawford	C	S-R	5-11	190	Jr.	Hattiesburg, Miss. (Pearl River C.C./Sumrall)
17	Hunter Sute	C	L-R	5-11	190	Fr.	Tuscaloosa, Ala. (American Christian Academy)
31	Will Portera	C/INF	S-R	5-10	185	R-Fr.	Memphis, Tenn. (Memphis University School)

INFIELDERS

NO.	NAME	POS.	B-T	HT.	WT.	CL.	HOMETOWN (PREVIOUS SCHOOL)
1	Will Hodo	INF/OF	L-R	6-3	220	Fr.	Waynesboro, Miss. (Wayne Academy)
2	Jimmy Thies	INF	R-R	6-3	210	Fr.	Fort Lauderdale, Fla. (St. Thomas Aquinas)
10	Jim Jarvis	INF	L-R	5-10	185	Jr.	San Diego, Calif. (Clairemont)
13	Bryce Eblin	INF	L-R	5-11	185	So.	Greenwood, Ind. (Center Grove)
18	Drew Williamson	INF	L-R	6-4	225	Sr.	Brewton, Ala. (T.R. Miller)
24	Eric Foggo	INF	R-R	6-5	255	Fr.	Hilton Head, S.C. (Stetson/Hilton Head)
25	Davis Heller	INF	R-R	6-8	250	Jr.	Gilbert, Ariz. (South Mountain C.C./Mesquite)
44	Zane Denton	INF	S-R	6-0	200	Jr.	Brentwood, Tenn. (Ravenwood)

OUTFIELDERS

NO.	NAME	POS.	B-T	HT.	WT.	CL.	HOMETOWN (PREVIOUS SCHOOL)
7	Caden Rose	OF/INF	R-R	5-10	175	So.	Madison, Ala. (Bob Jones)
11	William Hamiter	OF	L-R	5-11	190	Jr.	Tuscaloosa, Ala. (Northridge)
16	Owen Diodati	OF	L-R	6-2	220	Jr.	Niagara Falls, Ontario (A.N. Myer)
20	Tommy Seidl	OF	R-R	6-1	210	Sr.	Wellesley, Mass. (Harvard/St. Sebastian's School)
21	Andrew Pinckney	OF	R-R	6-3	205	R-So.	Peachtree City, Ga. (McIntosh)
22	Camden Hayslip	OF	L-L	6-2	205	Fr.	Lebanon, Tenn. (Friendship Christian)

COACHES AND STAFF

6	Brad Bohannon	Head Coach/Fifth Year
15	Jason Jackson	Assistant Coach/Pitching Coach/Fifth Year
45	Hunter Morris	Assistant Coach/Hitting Coach/First Year
42	Matt Reid	Assistant Coach/Recruiting Coordinator/First Year
	Steven Rosen	Player Personnel/First Year
	Jack Hoehl	Director of Baseball Operations/Fifth Year
	Jenny Sanders	Director of Player Development/First Year
	Brett Price	Strength & Conditioning/Fourth Year
	Sean Stryker	Athletic Trainer/Fifth Year
	Amanda Branson	Nutrition/Fourth Year
	Stephanie Godfrey	Academics/First Year
	Junior Walden	Equipment/14th Year
	Chris Besanceney	Baseball Administrator
	Dr. Jeff Laubenthal	Team Physician
	Cody Bauer, Trace Beasley, Connor Farrell, Drew Guffey, Ethan Haines, Tyler Lord, Peyton Mohler, Austin Randolph	Student Managers

NUMERICAL

1	Will Hodo, INF/OF
2	Jimmy Thies, INF
3	Dominic Tamez, C
4	Connor Prielipp, LHP
5	Graham Crawford, C
6	Brad Bohannon, HEAD COACH
7	Caden Rose, OF/INF
8	Kade Woods, RHP
9	Nathan Shelton, LHP
10	Jim Jarvis, INF
11	William Hamiter, OF
12	Hunter Furtado, LHP
13	Bryce Eblin, INF
14	Antoine Jean, LHP
15	Jason Jackson, ASSISTANT COACH
16	Owen Diodati, OF
17	Hunter Sute, C
18	Drew Williamson, INF
19	Trace Moore, LHP
20	Tommy Seidl, OF
21	Andrew Pinckney, OF
22	Camden Hayslip, OF
23	Brandon Clarke, LHP
24	Eric Foggo, INF
25	Davis Heller, INF
26	Grayson Hitt, LHP
27	Ben Hess, RHP
28	Eli Giles, RHP
29	Brayden Gainey, RHP
30	Jake Leger, LHP
31	Will Portera, C/INF
32	Braylon Myers, RHP
33	Luke Holman, RHP
34	Jacob McNairy, RHP
35	Jake Eddington, RHP
36	Hagan Banks, RHP
37	Hunter Ruth, RHP
38	Dylan Ray, RHP
39	Garrett McMillan, RHP/INF
40	Brock Guffey, LHP
41	Connor Ball, LHP
42	Matt Reid, ASSISTANT COACH
44	Zane Denton, INF
45	Hunter Morris, ASSISTANT COACH
48	Landon Green, RHP
88	Hunter Hoopes, RHP

PRONUNCIATION GUIDE

Owen DIODATI	DEE-oh-dot-EE
Antoine JEAN	JHAWN
Jake LEGER	luh-JAY
Andrew PINCKNEY	PINK-knee
Connor PRIELIPP	PRE-tip
Tommy SEIDL	SIDE-uhl
Hunter SUTE	suit-EE
Dominic TAMEZ	tuh-MEZ
Jimmy THIES	THIEE-ss

Jack HOEHL	HAIL
Matt REIDA	RAY-duh

STATE/COUNTRY BREAKDOWN

Alabama	13
Florida	5
Tennessee	4
Georgia	2
Mississippi	2
Virginia	2
Arizona	1
California	1
Illinois	1
Indiana	1
Louisiana	1
Massachusetts	1
Missouri	1
Nebraska	1
Pennsylvania	1
South Carolina	1
Texas	1
Wisconsin	1
Canada	2

PITCHING GAME-BY-GAME AND CAREER STATS

#8 KADE WOODS, RHP - FR.

- Working back from injury during the 2022 campaign
- Attended Ouachita Christian High School in Monroe, La.
- Ranked as the No. 3 overall prospect and No. 2 right-handed pitcher in Louisiana by Perfect Game
- The No. 4 right-hander and No. 13 overall player in the state by Prep Baseball Report

2022 SEASON TOTALS

OPPONENT	ERA	W-L-S	G/GS	IP	H	R	ER	BB	SO	HR	NP
(DATE) Opponent	--	--	--	--	--	--	--	--	--	--	--
TOTALS	--	--	--	--	--	--	--	--	--	--	--

CAREER TOTALS

YEAR	ERA	W-L	APP/GS	SV	IP	H	R	ER	BB	SO	B/AVG
2022	--	--	--	--	--	--	--	--	--	--	--
TOTALS	--	--	--	--	--	--	--	--	--	--	--

SEC CAREER TOTALS

YEAR	ERA	W-L	APP/GS	SV	IP	H	R	ER	BB	SO	B/AVG
2022	--	--	--	--	--	--	--	--	--	--	--
TOTALS	--	--	--	--	--	--	--	--	--	--	--

#9 NATHAN SHELTON, LHP - FR.

- Attended American Christian Academy in Tuscaloosa
- Rated as the No. 3 left-handed pitcher and 12th-ranked prospect in Alabama by Perfect Game
- The No. 5 left-hander and No. 23 overall player in the state by Prep Baseball Report

2022 SEASON TOTALS

OPPONENT	ERA	W-L-S	G/GS	IP	H	R	ER	BB	SO	HR	NP
(DATE) Opponent	--	--	--	--	--	--	--	--	--	--	--
TOTALS	--	--	--	--	--	--	--	--	--	--	--

CAREER TOTALS

YEAR	ERA	W-L	APP/GS	SV	IP	H	R	ER	BB	SO	B/AVG
2022	--	--	--	--	--	--	--	--	--	--	--
TOTALS	--	--	--	--	--	--	--	--	--	--	--

SEC CAREER TOTALS

YEAR	ERA	W-L	APP/GS	SV	IP	H	R	ER	BB	SO	B/AVG
2022	--	--	--	--	--	--	--	--	--	--	--
TOTALS	--	--	--	--	--	--	--	--	--	--	--

#12 HUNTER FURTADO, LHP - SO.

- Tied for second on UA in appearances with 15
- Totaled 33 strikeouts to rank second by a reliever and sixth overall among Tide pitchers
- Contributed 2.0 innings of relief at Jacksonville State on May 10, allowing three runs on five hits with three strikeouts
- Tossed 1.0 scoreless relief frame with two walks against Georgia on April 22
- Logged 2.2 innings at No. 1 Tennessee on April 16, allowing five runs (three earned) on four hits and a walk with three strikeouts
- Earned the win with 3.0 scoreless innings, allowing two hits and a walk while striking out three in his relief outing against Texas A&M on April 3
- Allowed six runs on eight hits and two walks with four Ks in 2.1 IP against Florida on March 19
- Entered in a huge spot against Murray State on March 5, striking out two straight batters to get UA out of a jam and finishing with 3.2 scoreless, hitless innings and three strikeouts for the win
- Contributed 3.0 scoreless relief innings with one strikeout at top-ranked Texas on Feb. 26, retiring all nine batters in order
- Picked up the win in his first appearance with the Crimson Tide, tossing 3.0 scoreless innings of relief with four strikeouts against Xavier on Feb. 19
- Spent his freshman season at Wake Forest, appearing in 22 games and combining for 25.2 IP
- Attended The King's Academy in West Palm Beach, Fla.

2022 SEASON TOTALS

OPPONENT	ERA	W-L-S	G/GS	IP	H	R	ER	BB	SO	HR	NP
(2/19) Xavier	0.00	1-0-0	1/0	3.0	1	0	0	2	4	0	49
(2/26) at Texas	0.00	0-0-0	1/0	3.0	0	0	0	0	1	0	36
(3/1) UT-Martin	2.00	0-1-0	1/0	3.0	2	2	2	2	5	1	47
(3/5) Murray State	1.42	1-0-0	1/0	3.2	0	0	0	0	3	0	35
(3/9) North Alabama	2.57	0-0-0	1/0	1.1	2	2	2	1	2	0	28
(3/16) at So. Miss.	2.40	0-0-0	1/0	1.0	1	0	0	0	2	0	26
(3/19) Florida	5.19	0-1-0	1/0	2.1	8	6	6	2	4	3	73
(3/26) at Miss. St.	6.38	0-0-0	1/0	1.0	5	4	3	1	1	1	46
(4/3) Texas A&M	5.48	1-0-0	1/0	3.0	2	0	0	1	3	0	45
(4/12) Belmont	5.64	0-0-0	1/0	1.0	0	1	1	2	1	0	20
(4/16) at Tennessee	6.12	0-0-0	1/0	2.2	4	5	3	1	3	2	59
(4/22) Georgia	5.88	0-0-0	1/0	1.0	0	0	0	2	0	0	21
(4/26) at Samford	5.67	0-0-0	1/0	1.0	1	0	0	0	1	0	19
(4/30) at USC	5.79	0-0-0	1/0	1.0	1	1	1	0	0	0	14
(5/10) at JSU	6.30	0-0-0	1/0	2.0	5	3	3	0	3	1	32
TOTALS	6.30	3-2-0	15/0	30.0	32	24	21	14	33	8	--

CAREER TOTALS (at Alabama)

YEAR	ERA	W-L	APP/GS	SV	IP	H	R	ER	BB	SO	B/AVG
2022	6.30	3-2	15/0	0	30.0	32	24	21	14	33	.269
TOTALS	6.30	3-2	15/0	0	30.0	32	24	21	14	33	.269

SEC CAREER TOTALS (at Alabama)

YEAR	ERA	W-L	APP/GS	SV	IP	H	R	ER	BB	SO	B/AVG
2022	10.64	1-1	6/0	0	11.0	20	16	13	7	11	.392
TOTALS	10.64	1-1	6/0	0	11.0	20	16	13	7	11	.392

PITCHING GAME-BY-GAME AND CAREER STATS

#14 ANTOINE JEAN, LHP - JR.

- Made the start on Saturday across the first five weeks of the season before moving to the bullpen
- Missed over a month due to injury following his outing on April 2
- Returned to the hill for the start at Jacksonville State on May 10, earning the win thanks to 2.1 scoreless frames that included three hits and one walk allowed
- Got the win against Texas A&M on April 2, tossing 2.0 relief innings and allowing two unearned runs on one hit and a walk with one punchout
- Picked up his first career save thanks to 3.0 innings at Mississippi State on March 27 where he allowed one unearned run on three hits and a walk with one strikeout
- Allowed five runs on six hits and two walks with one K in 3.1 IP of work vs. Florida on March 19
- Earned the win in his start against Binghamton on March 12, allowing one run on three hits and two walks with four strikeouts in 6.0 innings of work
- Tossed 4.1 innings of one-run baseball with three hits and two walks compared to five strikeouts in his start against Murray State on March 5
- Suffered the hard-luck loss at No. 1 Texas on Feb. 26, allowing two runs on four hits and a walk with two strikeouts across 5.0 innings of work
- Made his first start of the season in game two of the Xavier series on Feb. 19, tossing 2.0 innings and allowing one run on two hits and four walks with a strikeout

2022 SEASON TOTALS

OPPONENT	ERA	W-L-S	G/GS	IP	H	R	ER	BB	SO	HR	NP
(2/19) Xavier	4.50	0-0-0	1/1	2.0	2	1	1	4	1	1	63
(2/26) at Texas	3.86	0-1-0	1/1	5.0	4	2	2	1	2	0	69
(3/5) Murray State	3.18	0-0-0	1/1	4.1	3	1	1	2	5	0	70
(3/12) Binghamton	2.60	1-0-0	1/1	6.0	3	1	1	2	4	0	72
(3/19) Florida	4.35	0-0-0	1/1	3.1	6	5	5	2	1	2	75
(3/27) at Miss. St.	3.80	0-0-1	1/0	3.0	3	1	0	1	1	0	54
(4/2) Texas A&M	3.51	1-0-0	1/0	2.0	1	2	0	1	1	0	27
(5/10) at JSU	3.21	1-0-0	1/0	2.1	3	0	0	1	0	0	28
TOTALS	3.21	3-1-1	8/6	28.0	25	13	10	14	15	3	--

2021 SEASON TOTALS

OPPONENT	ERA	W-L-S	G/GS	IP	H	R	ER	BB	SO	HR	NP
(2/20) McNeese	0.00	0-0-0	1/1	3.0	1	0	0	4	4	0	69
(2/27) Wright State-1	2.35	0-0-0	1/1	4.2	4	5	2	3	5	0	93
(3/7) at Charleston	1.42	1-0-0	1/1	5.0	3	0	0	2	4	0	68
(3/14) Stetson	1.45	1-0-0	1/1	6.0	4	3	1	2	6	1	101
(3/21) at Arkansas	1.52	0-1-0	1/1	5.0	3	1	1	2	2	1	72
(4/11) at Texas A&M	2.42	0-0-0	1/1	2.1	5	3	3	0	3	0	41
(4/17) Auburn	3.76	0-0-0	1/0	0.1	2	4	4	3	0	0	23
TOTALS	3.76	2-1-0	7/6	26.1	22	16	11	16	24	2	--

2020 SEASON TOTALS

OPPONENT	ERA	W-L-S	G/GS	IP	H	R	ER	BB	SO	HR	NP
(2/16) Northeastern	4.50	1-0-0	1/1	4.0	4	3	2	1	2	0	62
(2/23) at UNLV	3.38	1-0-0	1/1	4.0	5	1	1	1	3	0	48
(3/1) Harvard	3.75	0-0-0	1/1	4.0	5	2	2	1	6	0	73
(3/8) Lipscomb	3.18	1-0-0	1/1	5.0	4	1	1	0	6	0	74
TOTALS	3.18	3-0-0	4/4	17.0	18	7	6	3	17	0	--

CAREER TOTALS

YEAR	ERA	W-L	APP/GS	SV	IP	H	R	ER	BB	SO	B/AVG
2020	3.18	3-0	4/4	0	17.0	18	7	6	3	17	.265
2021	3.76	2-1	7/6	0	26.1	22	16	11	16	24	.232
2022	3.21	3-1	8/6	1	28.0	25	13	10	14	15	.236
TOTALS	3.41	8-2	19/16	1	71.1	65	36	27	33	56	.242
TOTALS (as SP)	3.14	7-2	16	--	66.0	59	29	23	28	54	---

SEC CAREER TOTALS

YEAR	ERA	W-L	APP/GS	SV	IP	H	R	ER	BB	SO	B/AVG
2020	--	--	--	--	--	--	--	--	--	--	--
2021	9.39	0-1	3/2	0	7.2	10	8	8	5	5	.323
2022	5.40	1-0	3/1	1	8.1	10	8	5	4	3	.278
TOTALS	7.31	1-1	6/3	1	16.0	20	16	13	9	8	.299
TOTALS (as SP)	7.59	0-1	3	--	10.2	14	9	9	4	6	---

#19 TRACE MOORE, LHP - JR.

- Contributed 1.0 frame against Alabama State for his Crimson Tide debut on Feb. 23, allowing one unearned run on two hits with a strikeout
- Spent his sophomore year at Palm Beach State C.C. after playing at Broward College as a freshman
- Earned first team all-conference honors at Palm Beach State thanks to a standout 2021 season
- Attended Nova High School in Davie, Fla., where he was a top-50 pitching prospect in the state

2022 SEASON TOTALS

OPPONENT	ERA	W-L-S	G/GS	IP	H	R	ER	BB	SO	HR	NP
(2/23) Alabama State	0.00	0-0-0	1/0	1.0	2	1	0	0	1	0	18
(3/12) Binghamton	4.50	0-0-0	1/0	1.0	1	1	1	0	2	1	17
TOTALS	4.50	0-0-0	2/0	2.0	3	2	1	0	3	0	--

CAREER TOTALS (at Alabama)

YEAR	ERA	W-L	APP/GS	SV	IP	H	R	ER	BB	SO	B/AVG
2022	4.50	0-0	2/0	0	2.0	3	2	1	0	3	.333
TOTALS	4.50	0-0	2/0	0	2.0	3	2	1	0	3	.333

SEC CAREER TOTALS (at Alabama)

YEAR	ERA	W-L	APP/GS	SV	IP	H	R	ER	BB	SO	B/AVG
2022	--	--	--	--	--	--	--	--	--	--	--
TOTALS	--	--	--	--	--	--	--	--	--	--	--

#23 BRANDON CLARKE, LHP - FR.

- Working back from injury during the 2022 campaign
- Attended Independence High School in Ashburn, Va.
- Named the No. 2 left-hander and sixth-rather prospect in Virginia by Prep Baseball Report
- The second-ranked southpaw in Virginia and the state's No. 8 prospect according to Perfect Game

2022 SEASON TOTALS

OPPONENT	ERA	W-L-S	G/GS	IP	H	R	ER	BB	SO	HR	NP
(DATE) Opponent	--	--	--	--	--	--	--	--	--	--	--
TOTALS	--	--	--	--	--	--	--	--	--	--	--

CAREER TOTALS

YEAR	ERA	W-L	APP/GS	SV	IP	H	R	ER	BB	SO	B/AVG
2022	--	--	--	--	--	--	--	--	--	--	--
TOTALS	--	--	--	--	--	--	--	--	--	--	--

SEC CAREER TOTALS

YEAR	ERA	W-L	APP/GS	SV	IP	H	R	ER	BB	SO	B/AVG
2022	--	--	--	--	--	--	--	--	--	--	--
TOTALS	--	--	--	--	--	--	--	--	--	--	--

#26 GRAYSON HITT, LHP - SO.

- Alabama's Sunday starter in his sophomore season
- Owens a 4-3 record across his 12 starts
- Ranks second on Alabama for strikeouts (57) and third in innings pitched (52.0)
- Worked 4.2 innings and allowed six runs on nine hits and two walks with six strikeouts for the loss against LSU on May 8
- Suffered the loss at South Carolina on April 30, allowing five runs on five hits and two walks with three strikeouts across his 2.0 innings of work
- Delivered when the Tide needed it, picking up the win in the series finale with Georgia on April 24 thanks to 6.0 scoreless innings that included three hits and two walks with seven punchouts
- Exited after 3.2 innings at top-ranked Tennessee on April 17, allowing seven runs on seven hits and three walks with two strikeouts
- Posted the best start of his career, allowing three runs on three hits and two walks with a career-high eight strikeouts across a career-long 6.1 frames at Ole Miss on April 10
- Struck out four and allowed two runs on five hits and two walks across his 4.0 innings of work against Texas A&M on April 3
- Got the win in his start at Mississippi State on March 27, tossing a career-high 6.0 innings and allowing one run on four hits and four walks with five strikeouts
- Battled for 5.0 innings against Florida on March 20, allowing four runs (three earned) on six hits with four strikeouts and no walks
- Made his first weekend start in the Feb. 20 matchup against Xavier, working 4.0 scoreless frames with a career-high six strikeouts to earn the win

2022 SEASON TOTALS

OPPONENT	ERA	W-L-S	G/GS	IP	H	R	ER	BB	SO	HR	NP
(2/20) Xavier	0.00	1-0-0	1/1	4.0	3	0	0	1	6	0	64
(2/27) at Texas	1.23	0-0-0	1/1	3.1	4	1	1	1	1	0	57
(3/6) Murray State	1.74	0-0-0	1/1	3.0	4	3	1	1	4	0	60
(3/13) Binghamton	1.26	0-0-0	1/1	4.0	2	2	0	4	7	0	71
(3/20) Florida	2.33	0-0-0	1/1	5.0	6	4	3	0	4	2	67
(3/27) at Miss. St.	2.13	1-0-0	1/1	6.0	4	1	1	4	5	0	102
(4/3) Texas A&M	2.45	0-0-0	1/1	4.0	5	2	2	2	4	1	85
(4/10) at Ole Miss	2.78	1-0-0	1/1	6.1	3	3	3	2	8	2	94
(4/17) at Tennessee	4.12	0-1-0	1/1	3.2	7	7	7	3	2	1	79
(4/24) Georgia	3.57	1-0-0	1/1	6.0	3	0	0	2	7	0	81
(4/30) at USC	4.37	0-1-0	1/1	2.0	5	5	5	2	3	1	48
(5/8) LSU	5.02	0-1-0	1/1	4.2	9	6	6	2	6	1	98
TOTALS	5.02	4-3-0	12/12	52.0	55	34	29	24	57	8	--

2021 SEASON TOTALS

OPPONENT	ERA	W-L-S	G/GS	IP	H	R	ER	BB	SO	HR	NP
(2/21) McNeese	9.00	1-0-0	1/0	3.0	4	3	3	1	4	0	46
(2/26) Wright State	13.50	0-0-0	1/0	0.1	2	3	2	0	1	0	12
(3/5) at Charleston	10.38	0-0-0	1/0	1.0	0	0	0	0	2	0	9
(3/12) Stetson	6.14	0-0-0	1/0	3.0	1	0	0	1	2	0	45
(3/23) So. Miss	7.00	0-1-0	1/0	1.2	2	2	2	1	1	0	29
(3/27) Ole Miss	8.18	0-0-0	1/0	2.0	3	3	3	3	1	1	49
(4/3) Tennessee	11.12	0-1-0	1/0	0.1	1	4	4	3	1	0	21
(4/7) ULM	10.93	0-1-0	1/1	2.2	4	3	3	1	2	1	54
(4/13) Samford	9.00	1-0-0	1/1	4.0	2	1	1	1	2	0	41
(4/20) North Alabama	10.31	0-0-0	1/1	0.1	1	3	3	2	0	0	26
(4/25) at Kentucky-2	10.80	0-0-0	1/0	0.0	2	1	1	2	0	1	18
TOTALS	10.80	2-3-0	11/3	18.1	22	23	22	15	16	3	--

CAREER TOTALS

YEAR	ERA	W-L	APP/GS	SV	IP	H	R	ER	BB	SO	B/AVG
2021	10.80	2-3	11/3	0	18.1	22	23	22	15	16	.306
2022	5.02	4-3	12/12	0	52.0	55	34	29	24	57	.272
TOTALS	6.53	6-6	23/15	0	70.1	77	57	51	39	73	.281
TOTALS (as SP)	6.10	5-4	15	--	59.0	62	41	36	28	61	---

SEC CAREER TOTALS

YEAR	ERA	W-L	APP/GS	SV	IP	H	R	ER	BB	SO	B/AVG
2021	30.86	0-1	3/0	0	2.1	6	8	8	8	2	.545
2022	6.45	3-3	8/8	0	37.2	42	28	27	17	39	.286
TOTALS	7.88	3-4	11/8	0	40.0	48	36	35	25	41	.304
TOTALS (as SP)	6.45	3-3	8	--	37.2	42	28	27	17	39	---

PITCHING GAME-BY-GAME AND CAREER STATS

#27 BEN HESS, RHP - FR.

- Worked into a role as the Tide's primary midweek starter after missing the first three weeks of his freshman campaign
- Entered for his first SEC and relief appearance on May 8 against LSU, tossing 2.1 innings and allowing six runs (three earned) on three hits and two walks with six strikeouts
- Earned his second win of the season with a career-long 6.0 innings of one-run baseball, allowing three hits and two walks to go with three strikeouts at Samford on April 26
- Gave the Tide 4.0 innings against UAB on April 19, allowing four runs on two hits and five walks with a season-high tying seven strikeouts
- Earned his first career win, allowing one hit and issuing two walks while striking out a season-high seven across his 4.0 frames against Belmont on April 12
- Logged 3.1 scoreless innings against Samford on April 6, striking out three while walking one and allowing four hits
- Tossed 3.0 innings, allowing two runs on one hit and four walks with four strikeouts against South Alabama on March 29
- Allowed two runs on one hit and two walks with four Ks in 2.0 innings of work at UAB on March 23
- Got the start at Southern Miss on March 16, allowing one run on two hits with a two Ks in 2.0 IP
- Made his first career appearance and start for the Tide on March 9 against North Alabama, allowing two runs on three hits with two strikeouts in 1.0 inning of work
- Attended Charleston High School in Charleston, Ill.
- The top-rated right-hander in Illinois and the state's No. 2 prospect by Perfect Game
- Also listed as the nation's No. 72 recruit overall and the No. 19 right-hander in the country by PG
- Illinois' No. 1 player and the nation's No. 93 recruit overall by Prep Baseball Report
- The top-ranked player in Illinois by MaxPreps

2022 SEASON TOTALS

OPPONENT	ERA	W-L-S	G/GS	IP	H	R	ER	BB	SO	HR	NP
(3/9) North Alabama	18.00	0-1-0	1/1	1.0	3	2	2	0	2	0	12
(3/16) at So. Miss	9.00	0-0-0	1/1	2.0	2	1	1	0	2	1	30
(3/23) at UAB	9.00	0-0-0	1/1	2.0	1	2	2	2	4	1	47
(3/29) So. Alabama	7.88	0-0-0	1/1	3.0	1	2	2	4	4	1	67
(4/5) Samford	5.56	0-0-0	1/1	3.1	4	0	0	0	1	3	65
(4/12) Belmont	4.11	1-0-0	1/1	4.0	1	0	0	2	7	0	66
(4/19) UAB	5.12	0-0-0	1/1	4.0	2	4	4	5	7	1	80
(4/26) at Samford	4.26	1-0-0	1/1	6.0	3	1	1	2	3	0	73
(5/8) LSU	4.88	0-0-0	1/0	2.1	3	6	3	2	6	2	48
TOTALS	4.88	2-1-0	9/8	27.2	20	18	15	18	38	6	--

CAREER TOTALS

YEAR	ERA	W-L	APP/GS	SV	IP	H	R	ER	BB	SO	B/AVG
2022	4.88	2-1	9/8	0	27.2	20	18	15	18	38	.202
TOTALS	4.88	2-1	9/8	0	27.2	20	18	15	18	38	.202
TOTALS (as SP)	4.26	2-1	8	--	25.1	17	12	12	16	32	---

SEC CAREER TOTALS

YEAR	ERA	W-L	APP/GS	SV	IP	H	R	ER	BB	SO	B/AVG
2022	11.57	0-0	1/0	0	2.1	3	6	3	2	6	.273
TOTALS	11.57	0-0	1/0	0	2.1	3	6	3	2	6	.273

#28 ELI GILES, RHP - SO.

- Entered for 1.0 scoreless relief frame on March 12 against Binghamton
- Tossed 1.0 scoreless frame with one strikeout against Alabama State on Feb. 23
- Appeared in 10 games in his first season at the Capstone

2022 SEASON TOTALS

OPPONENT	ERA	W-L-S	G/GS	IP	H	R	ER	BB	SO	HR	NP
(2/23) Alabama State	0.00	0-0-0	1/0	1.0	1	0	0	0	1	0	13
(3/12) Binghamton	0.00	0-0-0	1/0	1.0	0	0	0	0	0	0	9
TOTALS	0.00	0-0-0	2/0	2.0	1	0	0	0	1	0	--

2021 SEASON TOTALS

OPPONENT	ERA	W-L-S	G/GS	IP	H	R	ER	BB	SO	HR	NP
(2/24) UT-Martin	15.43	0-1-0	1/0	2.1	4	5	4	1	3	2	37
(3/7) at Charleston	18.90	0-0-0	1/0	1.0	3	3	3	1	1	0	17
(3/12) Stetson	14.54	0-0-0	1/0	1.0	1	0	0	1	2	0	18
(3/26) Ole Miss-1	15.19	0-0-0	1/0	1.0	2	2	2	0	0	0	14
(4/3) Tennessee	13.50	0-0-0	1/0	0.2	1	0	0	0	0	0	8
(4/4) Tennessee	11.25	0-0-0	1/0	2.0	5	1	1	0	4	0	42
(4/13) Samford	11.00	0-0-0	1/0	1.0	1	1	1	2	3	0	40
(4/20) North Alabama	11.57	0-0-0	1/0	0.1	2	1	1	1	1	0	19
(4/25) at Kentucky-2	11.70	0-0-0	1/0	0.2	2	1	1	0	0	0	11
(4/27) at UAB	9.69	0-0-0	1/0	3.0	4	1	1	0	2	0	35
TOTALS	9.69	0-1-0	10/0	13.0	25	15	14	6	16	2	--

CAREER TOTALS

YEAR	ERA	W-L	APP/GS	SV	IP	H	R	ER	BB	SO	B/AVG
2021	9.69	0-1	10/0	0	13.0	25	15	14	6	16	.439
2022	0.00	0-0	2/0	0	2.0	1	0	0	0	1	.143
TOTALS	8.40	0-1	12/0	0	15.0	26	15	14	6	17	.406

SEC CAREER TOTALS

YEAR	ERA	W-L	APP/GS	SV	IP	H	R	ER	BB	SO	B/AVG
2021	8.31	0-0	4/0	0	4.1	10	4	4	0	4	.556
TOTALS	8.31	0-0	4/0	0	4.1	10	4	4	0	4	.556

#29 BRAYDEN GAINEY, RHP - JR.

- Struck out a season-high four batters while allowing just one hit across his 2.2 scoreless frames at Jacksonville State on May 10
- Entered for 1.0 frame at Samford on April 26, allowing one run on two hits with a strikeout
- Tossed 0.1 an inning, allowing one unearned run on one hit at Tennessee on April 16
- Made his Alabama debut on Feb. 20 against Xavier, allowing one run on three hits with a strikeout
- Played two seasons at Gulf Coast State College in Panama City, Fla. before coming to UA
- Selected as a second team All-Panhandle Conference honoree in 2021
- Attended A. Crawford Mosley High School in Lynn Haven, Fla. for his final two seasons of prep ball
- Began his high school career at Chipley High School in Chipley, Fla.

2022 SEASON TOTALS

OPPONENT	ERA	W-L-S	G/GS	IP	H	R	ER	BB	SO	HR	NP
(2/20) Xavier	9.00	0-0-0	1/0	1.0	3	1	1	0	1	0	27
(2/23) Alabama State	6.00	0-0-0	1/0	2.0	3	1	1	0	1	0	33
(3/1) UT-Martin	6.00	0-0-0	1/0	3.0	3	2	2	0	1	2	35
(3/11) Binghamton	5.14	0-0-0	1/0	1.0	2	1	0	0	0	0	18
(4/5) Samford	4.50	0-0-0	1/0	1.0	0	0	0	0	1	0	8
(4/16) at Tennessee	4.32	0-0-0	1/0	0.1	1	1	0	0	0	0	13
(4/26) at Samford	4.82	0-0-0	1/0	1.0	2	1	1	1	1	0	14
(5/10) at JSU	3.75	0-0-0	1/0	2.2	1	0	0	0	4	0	35
TOTALS	3.75	0-0-0	8/0	12.0	15	7	5	0	9	2	--

CAREER TOTALS (at Alabama)

YEAR	ERA	W-L	APP/GS	SV	IP	H	R	ER	BB	SO	B/AVG
2022	3.75	0-0	8/0	0	12.0	15	7	5	0	9	.300
TOTALS	3.75	0-0	8/0	0	12.0	15	7	5	0	9	.300

SEC CAREER TOTALS (at Alabama)

YEAR	ERA	W-L	APP/GS	SV	IP	H	R	ER	BB	SO	B/AVG
2022	0.00	0-0	1/0	0	0.1	1	1	0	0	0	.500
TOTALS	0.00	0-0	1/0	0	0.1	1	1	0	0	0	.500

#30 JAKE LEGER, LHP - JR.

- Reliable veteran left-hander out of the bullpen for the Tide
- Tied for fourth on UA for appearances with 13, all coming out of the bullpen
- Ranks third in relief frames during SEC play with 15.2 across his eight appearances
- Worked 1.1 innings against LSU on May 7, allowing two runs on two hits with one strikeout
- Contributed 2.0 innings at South Carolina on April 30, allowing one run on three hits and a walk with two strikeouts
- Allowed one hit in his 2.0 scoreless frames of relief against Georgia on April 23
- Gave up three runs on four hits and a walk in 2.0 frames at top-ranked Tennessee on April 17
- Punched out eight and allowed two runs on three hits and a walk in 4.0 IP at Ole Miss on April 9
- Logged 1.1 scoreless relief innings with one strikeout against Samford on April 5
- Allowed one hit and a walk against Texas A&M on April 1
- Picked up his first win at UA with 1.0 scoreless inning against South Alabama on March 29
- Contributed 2.0 innings of relief at Mississippi State on March 26, allowing one unearned run and a hit with two strikeouts
- Allowed two runs on four hits with two strikeouts in 2.1 innings of relief vs. Florida on March 19
- Made his first career appearance as a member of the Crimson Tide on March 12 vs. Binghamton, tossing 1.0 scoreless frame with one strikeout
- Spent the last two seasons at Iowa Western Community College in Council Bluffs, Iowa
- Finished his sophomore season with a 3-1 record, one save and 23 strikeouts across 15.2 IP
- Attended Lexington High School in Lexington, Neb., where he was rated as the No. 4 lefty and No. 15 overall player from Nebraska by Prep Baseball Report

2022 SEASON TOTALS

OPPONENT	ERA	W-L-S	G/GS	IP	H	R	ER	BB	SO	HR	NP
(3/12) Binghamton	0.00	0-0-0	1/0	1.0	0	0	0	0	1	0	10
(3/16) at So. Miss	0.00	0-0-0	1/0	1.1	2	0	0	0	4	0	28
(3/19) Florida	3.86	0-0-0	1/0	2.1	4	2	2	0	2	0	41
(3/23) at UAB	4.05	0-0-0	1/0	2.0	4	1	1	0	3	0	26
(3/26) at Miss. St.	3.12	0-0-0	1/0	2.0	1	1	0	0	2	0	20
(3/29) So. Alabama	2.79	1-0-0	1/0	1.0	1	0	0	0	1	0	15
(4/1) Texas A&M	2.79	0-0-0	1/0	0.0	1	0	0	1	0	0	9
(4/5) Samford	2.45	0-0-0	1/0	1.1	0	0	0	0	1	0	16
(4/9) at Ole Miss	3.00	0-0-0	1/0	4.0	3	2	2	1	8	1	60
(4/17) at Tennessee	4.24	0-0-0	1/0	2.0	4	3	3	1	0	1	42
(4/23) Georgia	3.79	0-0-0	1/0	2.0	1	0	0	0	0	0	32
(4/30) at USC	3.86	0-0-0	1/0	2.0	3	1	1	1	2	0	45
(5/7) LSU	4.43	0-0-0	1/0	1.1	2	2	2	0	1	1	22
TOTALS	4.43	1-0-0	13/0	22.1	26	12	11	4	25	3	--

CAREER TOTALS (at Alabama)

YEAR	ERA	W-L	APP/GS	SV	IP	H	R	ER	BB	SO	B/AVG
2022	4.43	1-0-0	13/0	0	22.1	26	12	11	4	25	.289
TOTALS	4.43	1-0-0	13/0	0	22.1	26	12	11	4	25	.289

SEC CAREER TOTALS (at Alabama)

YEAR	ERA	W-L	APP/GS	SV	IP	H	R	ER	BB	SO	B/AVG
2022	5.74	0-0	8/0	0	15.2	19	11	10	4	15	.297
TOTALS	5.74	0-0	8/0	0	15.2	19	11	10	4	15	.297

PITCHING GAME-BY-GAME AND CAREER STATS

#32 BRAYLON MYERS, RHP - FR.

- Entered for 1.0 inning at Jacksonville State on May 10, allowing three runs on three hits and a walk with three strikeouts
- Allowed three runs on two hits and a pair of walks with one strikeout in 1.2 innings pitched at South Carolina on April 30
- Worked 2.0 scoreless frames with one hit, a walk and three strikeouts against Georgia on April 22
- Earned the first save of his career with a scoreless ninth that included one hit and a pair of strikeouts against Belmont on April 12
- Picked up his first career win on April 5 against Samford, working 1.1 innings and allowing one unearned run on one hit with a strikeout
- Tossed 1.0 scoreless frame with two strikeouts against Florida on March 19
- Made his collegiate debut against Jacksonville State on Feb. 22, allowing two runs on two hits with two strikeouts across 2.0 innings of relief
- Attended Oak Grove High School in Bessemer
- The eighth-ranked righty and No. 18 overall prospect in Alabama by Perfect Game
- Tabbed the No. 11 right-hander and No. 26 player in the state by Prep Baseball Report

2022 SEASON TOTALS

OPPONENT	ERA	W-L-S	G/GS	IP	H	R	ER	BB	SO	HR	NP
(2/22) Jacksonville St.	9.00	0-0-0	1/0	2.0	2	2	2	0	2	1	29
(3/1) UT-Martin	13.50	0-0-0	1/0	0.0	2	1	1	0	0	1	5
(3/19) Florida	9.00	0-0-0	1/0	1.0	0	0	0	0	2	0	16
(4/5) Samford	6.23	1-0-0	1/0	1.1	1	1	0	0	1	0	30
(4/12) Belmont	5.06	0-0-1	1/0	1.0	1	0	0	0	2	0	17
(4/19) UAB	6.43	0-0-0	1/0	1.2	3	2	2	1	1	0	31
(4/22) Georgia	5.00	0-0-0	1/0	2.0	1	0	0	1	3	0	38
(4/30) at USC	6.75	0-0-0	1/0	1.2	2	3	3	2	1	0	38
(5/10) at JSU	8.49	0-0-0	1/0	1.0	3	3	3	1	3	0	28
TOTALS	8.49	1-0-1	9/0	11.2	15	12	11	5	15	2	--

CAREER TOTALS

YEAR	ERA	W-L	APP/GS	SV	IP	H	R	ER	BB	SO	B/AVG
2022	8.49	1-0	9/0	1	11.2	15	12	11	5	15	.313
TOTALS	8.49	1-0	9/0	1	11.2	15	12	11	5	15	.313

SEC CAREER TOTALS

YEAR	ERA	W-L	APP/GS	SV	IP	H	R	ER	BB	SO	B/AVG
2022	5.79	0-0	3/0	0	4.2	3	3	3	3	6	.188
TOTALS	5.79	0-0	3/0	0	4.2	3	3	3	3	6	.188

#33 LUKE HOLMAN, RHP - FR.

- Continuing to grow in his freshman season as one of the Tide's most called on relief arms
- Leads all true freshmen and is tied for fourth on UA in relief appearances with 13
- Worked 2.0 scoreless IP, allowing three hits and a walk with three strikeouts against LSU on May 8
- Logged 1.1 innings of relief at South Carolina on April 30, allowing one run on three hits to go with four strikeouts
- Posted 1.0 scoreless frame with two punchouts on April 23 against Georgia
- Entered for 1.2 scoreless innings of relief against Belmont on April 12
- Recorded four strikeouts and issued a walk in his 2.0 scoreless frames against Samford on April 5
- Suffered the loss at UAB on March 23, allowing two runs (one earned) on three hits with a strikeout in 1.1 relief innings
- Contributed 1.0 scoreless frame against Florida on March 18
- Made his collegiate debut on Feb. 20 against Xavier, allowing three runs on six hits with two punchouts across 3.0 innings of work
- Attended Wilson High School in West Lawn, Pa.
- Third-ranked player in Pennsylvania and the No. 2 right-hander in the state by Prep Baseball Report
- The No. 2 right-hander and No. 4 overall prospect in Pennsylvania by Perfect Game
- Drafted in the 20th round of the 2021 MLB Draft by the Toronto Blue Jays but elected to attend UA

2022 SEASON TOTALS

OPPONENT	ERA	W-L-S	G/GS	IP	H	R	ER	BB	SO	HR	NP
(2/20) Xavier	9.00	0-0-0	1/0	3.0	6	3	3	0	2	0	58
(2/27) at Texas	16.20	0-1-0	1/0	0.1	2	3	3	1	0	0	22
(3/2) Troy	12.46	0-0-0	1/0	1.0	0	0	0	0	2	0	16
(3/6) Murray State	8.53	0-0-0	1/0	2.0	0	0	0	3	3	0	38
(3/11) Binghamton	9.95	0-0-0	1/0	0.0	2	1	1	1	0	0	21
(3/18) Florida	8.59	0-0-0	1/0	1.0	0	0	0	0	0	0	13
(3/23) at UAB	8.31	0-1-0	1/0	1.1	3	2	1	0	1	0	26
(4/5) Samford	6.75	0-0-0	1/0	2.0	0	0	0	1	4	0	33
(4/12) Belmont	5.84	0-0-0	1/0	1.2	3	0	0	0	0	0	36
(4/19) UAB	5.40	0-0-0	1/0	1.0	0	0	0	0	1	0	11
(4/23) Georgia	5.02	0-0-0	1/0	1.0	0	0	0	0	2	0	17
(4/30) at USC	5.17	0-0-0	1/0	1.1	3	1	1	0	4	0	34
(5/8) LSU	4.58	0-0-0	1/0	2.0	3	0	0	1	3	0	38
TOTALS	4.58	0-2-0	13/0	17.2	22	10	9	7	22	0	--

CAREER TOTALS

YEAR	ERA	W-L	APP/GS	SV	IP	H	R	ER	BB	SO	B/AVG
2022	4.58	0-2	13/0	0	17.2	22	10	9	7	22	.293
TOTALS	4.58	0-2	13/0	0	17.2	22	10	9	7	22	.293

SEC CAREER TOTALS

YEAR	ERA	W-L	APP/GS	SV	IP	H	R	ER	BB	SO	B/AVG
2022	1.69	0-0	4/0	0	5.1	6	1	1	1	9	.273
TOTALS	1.69	0-0	4/0	0	5.1	6	1	1	1	9	.273

#34 JACOB MCNAIRY, RHP - SR.

- Leads Alabama and is tied for 12th in the SEC for wins with five as part of his 5-2 record
- Allowed a team-low 14 walks to tie for eighth in the league for fewest free passes (min. 40.0 IP)
- Owens a 2.01 walks per 9.0 innings mark that is seventh in the SEC
- Maintains a 3.93 strikeout-to-walk ratio that is 10th in the conference
- Ranks second on UA for innings pitched with 62.2 to tie for 14th in the league
- Totaled 45.0 frames in SEC play to rank 15th among league arms
- Tossed 6.0 innings at Auburn on May 14, allowing four runs (three earned) on nine hits with one K
- Allowed one run on four hits and three walks with seven strikeouts in 5.2 innings of work against LSU on May 7 to pick up his fifth win of the season
- Did not factor into the decision at South Carolina on April 29, contributing a season-high tying 7.0 innings and allowing one run on five hits and two walks with seven strikeouts
- Posted a quality start but was tabbed with the loss against Georgia on April 23, allowing three runs on seven hits and a walk with five strikeouts
- Suffered the loss after allowing three runs on four hits and three walks with two strikeouts across 5.0 innings at top-ranked Tennessee on April 16
- Maintained a perfect game through 6.1 of his 7.0 scoreless innings against Troy on March 2, allowing just one hit by game's end while striking out a career-high seven for the win
- Made his first start of the season against Jacksonville State on Feb. 22, earning the win with 5.0 innings of one-run baseball while striking out three and inducing three double plays
- Entered for 1.0 scoreless inning of relief against Xavier on Feb. 18, punching out a pair

2022 SEASON TOTALS

OPPONENT	ERA	W-L-S	G/GS	IP	H	R	ER	BB	SO	HR	NP
(2/18) Xavier	0.00	0-0-0	1/0	1.0	2	0	0	0	2	0	17
(2/22) Jacksonville St.	1.50	1-0-0	1/1	5.0	5	1	1	2	3	1	64
(3/2) Troy	0.69	1-0-0	1/1	7.0	1	0	0	0	7	0	78
(3/9) North Alabama	3.00	0-0-0	1/0	2.0	4	4	4	1	1	1	32
(3/13) Binghamton	3.06	1-0-0	1/0	2.2	2	1	1	1	3	0	42
(3/20) Florida	3.26	1-0-0	1/0	1.2	3	1	1	0	1	0	27
(3/26) at Miss. St.	3.33	0-0-0	1/1	5.0	6	2	2	2	7	1	84
(4/2) Texas A&M	4.30	0-0-0	1/1	5.0	7	6	5	1	6	1	86
(4/9) at Ole Miss	5.73	0-0-0	1/1	3.2	10	7	7	0	3	4	75
(4/16) at Tennessee	5.68	0-1-0	1/1	5.0	4	3	3	3	2	1	74
(4/23) Georgia	5.52	0-1-0	1/1	6.0	7	3	3	1	5	0	89
(4/29) at USC	4.94	0-0-0	1/1	7.0	5	1	1	2	7	1	112
(5/7) LSU	4.61	1-0-0	1/1	5.2	4	1	1	3	7	1	102
(5/14) at Auburn	4.60	0-0-0	1/1	6.0	9	4	3	0	1	1	89
TOTALS	4.60	5-2-0	14/10	62.2	69	34	32	14	55	12	--

2021 SEASON TOTALS

OPPONENT	ERA	W-L-S	G/GS	IP	H	R	ER	BB	SO	HR	NP
(2/20) McNeese	9.00	0-0-0	1/0	3.0	3	3	3	1	4	0	57
(2/24) UT-Martin	7.36	0-0-0	1/0	0.2	0	0	0	0	0	0	8
(2/27) Wright State-1	3.38	0-0-0	1/0	4.1	4	2	0	1	4	0	65
(3/5) at Charleston	2.70	0-0-0	1/0	2.0	3	0	0	0	0	0	31
(3/9) South Alabama	4.15	0-0-0	1/0	3.0	4	3	3	0	3	1	40
(3/14) Stetson	4.20	0-0-0	1/0	2.0	3	1	1	0	2	0	35
(3/20) at Arkansas	5.51	0-0-0	1/0	1.1	4	3	3	0	1	0	25
(3/26) Ole Miss-2	5.40	0-0-0	1/0	2.0	2	1	1	2	0	0	29
(4/3) Tennessee	5.75	0-0-0	1/0	2.0	1	3	2	2	0	0	46
(4/7) ULM	5.32	0-0-0	1/0	1.2	1	0	0	0	3	0	22
(4/11) at Texas A&M	4.91	1-0-0	1/0	3.2	4	1	1	0	3	1	52
(4/17) Auburn	5.40	0-0-0	1/0	2.2	5	3	3	0	3	0	39
(5/22) Mississippi St.	5.04	0-0-0	1/1	2.0	2	0	0	0	2	0	27
(5/26) vs. Tennessee	4.37	0-0-0	1/1	4.2	3	0	0	1	2	0	59
(6/6) vs. La Tech	5.59	0-1-0	1/1	2.0	6	6	6	2	0	2	49
TOTALS	5.59	1-1-0	15/3	37.0	45	26	23	9	27	4	--

2020 SEASON TOTALS

OPPONENT	ERA	W-L-S	G/GS	IP	H	R	ER	BB	SO	HR	NP
(2/16) Northeastern	0.00	0-0-0	1/0	3.0	1	0	0	0	4	0	31
(2/23) at UNLV	0.00	0-0-0	1/0	4.0	2	0	0	0	0	0	57
(3/1) Harvard	1.00	0-0-0	1/0	2.0	3	1	1	0	2	0	29
TOTALS	1.00	0-0-0	3/0	9.0	6	1	1	0	6	0	--

2019 SEASON TOTALS

OPPONENT	ERA	W-L-S	G/GS	IP	H	R	ER	BB	SO	HR	NP
(2/16) Presbyterian-1	4.50	0-0-0	1/0	2.0	3	1	1	2	0	0	30
(2/23) Ball State	10.12	0-0-0	1/0	0.2	3	2	2	0	0	0	13
(2/27) UNA	5.79	0-0-1	1/0	2.0	1	0	0	0	1	0	19
(3/2) at USA-1	6.35	0-0-0	1/0	1.0	2	1	1	1	1	0	22
(3/6) SDSU	9.95	0-0-0	1/0	0.2	3	3	3	0	0	0	18
(4/9) at Samford	7.56	0-0-0	1/0	2.0	1	0	0	0	1	0	28
(4/14) at Miss. St.	9.00	0-0-0	1/0	0.2	2	2	2	2	0	0	21
(5/8) at Troy	7.36	0-0-0	1/0	2.0	2	0	0	0	2	0	25
(5/14) Samford	6.75	0-0-0	1/0	1.0	0	0	0	0	0	0	11
(5/16) at Georgia	6.23	0-0-0	1/0	1.0	2	0	0	0	0	0	17
TOTALS	6.23	0-0-1	10/0	13.0	19	9	9	5	5	0	--

CAREER TOTALS

YEAR	ERA	W-L	APP/GS	SV	IP	H	R	ER	BB	SO	B/AVG
2019	6.23	0-0	10/0	1	13.0	19	9	9	5	5	.339
2020	1.00	0-0	3/0	0	9.0	6	1	1	0	6	.200
2021	5.59	1-1	15/3	0	37.0	45	26	23	9	27	.302
2022	4.60	5-2	14/10	0	62.2	69	34	32	14	55	.284
TOTALS	4.81	6-3	42/13	1	121.2	139	70	65	28	93	.291
TOTALS (as SP)	4.50	3-3	13	--	64.0	69	34	32	15	52	---

SEC CAREER TOTALS

YEAR	ERA	W-L	APP/GS	SV	IP	H	R	ER	BB	SO	B/AVG
2019	10.80	0-0	2/0	0	1.2	4	2	2	2	0	.444
2020	--	--	--	--	--	--	--	--	--	--	--
2021	6.59	1-0	6/1	0	13.2	18	11	10	4	9	.346
2022	5.20	2-2	9/8	0	45.0	55	28	26	10	39	.304
TOTALS	5.67	3-2	17/9	0	60.1	77	41	38	16	48	.318
TOTALS (as SP)	4.96	1-2	9	--	65.1	54	27	25	10	40	--

PITCHING GAME-BY-GAME AND CAREER STATS

#36 HAGAN BANKS, RHP - FR.

- Allowed one run on one hit and a walk with two strikeouts on April 26 at Samford
- Contributed 0.2 an inning with one strikeout at top-ranked Tennessee on April 17
- Tossed 2.0 scoreless, hitless relief frames with one punchout at UAB on March 23
- Got the starting nod against UT-Martin on March 1, striking out a pair in his 2.0 scoreless innings
- Made his first career appearance and start against Alabama State on Feb. 23, tossing 2.0 scoreless frames with a walk and two strikeouts
- Attended Calhoun High School in Calhoun, Ga.
- Rated as the No. 7 right-hander and No. 21 overall prospect in Georgia by Perfect Game
- The ninth-ranked righty and 24th-ranked prospect in Georgia by Prep Baseball Report

2022 SEASON TOTALS

OPPONENT	ERA	W-L-S	G/GS	IP	H	R	ER	BB	SO	HR	NP
(2/23) Alabama State	0.00	0-0-0	1/1	2.0	0	0	0	1	2	0	35
(3/1) UT-Martin	0.00	0-0-0	1/1	2.0	0	0	0	0	2	0	17
(3/9) North Alabama	1.59	0-0-0	1/0	1.2	1	1	1	1	1	0	31
(3/16) at So. Miss	3.68	0-1-0	1/0	1.2	1	2	2	1	0	0	27
(3/23) at UAB	2.89	0-0-0	1/0	2.0	0	0	0	0	1	0	19
(3/29) So. Alabama	3.48	0-0-0	1/0	1.0	1	1	1	1	1	0	21
(4/17) at Tennessee	3.27	0-0-0	1/0	0.2	0	0	0	0	1	0	8
(4/26) at Samford	3.75	0-0-0	1/0	1.0	1	1	1	1	2	1	27
TOTALS	3.75	0-1-0	8/2	12.0	4	5	5	5	10	1	--

CAREER TOTALS

YEAR	ERA	W-L	APP/GS	SV	IP	H	R	ER	BB	SO	B/AVG
2022	3.75	0-1	8/2	0	12.0	4	5	5	5	10	.103
TOTALS	3.75	0-1	8/2	0	12.0	4	5	5	5	10	.103
TOTALS (as SP)	0.00	0-0	2	--	4.0	0	0	0	1	4	---

SEC CAREER TOTALS

YEAR	ERA	W-L	APP/GS	SV	IP	H	R	ER	BB	SO	B/AVG
2022	0.00	0-0	1/0	0	0.2	0	0	0	0	1	.000
TOTALS	0.00	0-0	1/0	0	0.2	0	0	0	0	1	.000

#37 HUNTER RUTH, RHP - R-SR.

- Entered for 1.0 inning of relief at Southern Miss on March 16, allowing one hit with two strikeouts
- Tossed 1.0 scoreless frame with one strikeout against North Alabama on March 9
- Allowed two runs on one hit and a pair of walks with one strikeout against UT-Martin on March 1
- Picked up the win in his first appearance of the season against Alabama State on Feb. 23, working 2.0 scoreless relief innings with three strikeouts
- Veteran reliever who appeared in nine games during his first season in Tuscaloosa
- Totaled 15.1 frames and notched one save as a junior in 2021
- Made his Alabama debut against Jacksonville State on March 10, tossing 1.0 scoreless frame with a strikeout

2022 SEASON TOTALS

OPPONENT	ERA	W-L-S	G/GS	IP	H	R	ER	BB	SO	HR	NP
(2/23) Alabama State	0.00	1-0-0	1/0	2.0	1	0	0	0	3	0	26
(3/1) UT-Martin	6.00	0-0-0	1/0	1.0	1	2	2	2	1	0	24
(3/9) North Alabama	4.50	0-0-0	1/0	1.0	0	0	0	0	1	0	15
(3/16) at So. Miss	3.60	0-0-0	1/0	1.0	1	0	0	0	2	0	18
TOTALS	3.60	1-0-0	4/0	5.0	3	2	2	2	7	0	--

2021 SEASON TOTALS

OPPONENT	ERA	W-L-S	G/GS	IP	H	R	ER	BB	SO	HR	NP
(3/10) Jacksonville St.	0.00	0-0-0	1/0	1.0	0	0	0	0	1	0	14
(3/27) Ole Miss	20.25	0-0-0	1/0	0.1	3	3	3	0	1	0	10
(4/4) Tennessee	10.80	0-0-0	1/0	2.0	1	1	1	3	1	0	40
(4/7) ULM	8.31	0-0-0	1/0	1.0	1	0	0	0	0	0	9
(4/13) Samford	7.11	0-0-0	1/0	2.0	4	1	1	0	2	0	36
(4/23) at Kentucky	5.40	0-0-0	1/0	2.0	0	0	0	0	3	0	20
(4/27) at UAB	3.97	0-0-1	1/0	3.0	2	0	0	0	4	0	30
(5/2) Missouri	3.14	0-0-0	1/0	3.0	4	0	0	0	2	0	42
(5/16) at LSU	5.87	0-0-0	1/0	1.0	4	5	5	2	0	1	35
TOTALS	5.87	0-0-1	9/0	15.1	19	10	10	5	14	1	--

CAREER TOTALS (at Alabama)

YEAR	ERA	W-L	APP/GS	SV	IP	H	R	ER	BB	SO	B/AVG
2021	5.87	0-0	9/0	1	15.1	19	10	10	5	14	.311
2022	3.60	1-0	4/0	0	5.0	3	2	2	2	7	.200
TOTALS	5.31	1-0	13/0	1	20.1	22	12	12	7	21	.289

SEC CAREER TOTALS (at Alabama)

YEAR	ERA	W-L	APP/GS	SV	IP	H	R	ER	BB	SO	B/AVG
2021	9.72	0-0	5/0	0	8.1	12	9	9	5	7	.343
TOTALS	9.72	0-0	5/0	0	8.1	12	9	9	5	7	.343

#38 DYLAN RAY, RHP - R-FR.

- Leads the Crimson Tide with five saves on the season to tie for seventh in the SEC
- Totaled 42 strikeouts to lead all relievers and rank fourth overall on UA
- Handed the loss after allowing two runs on three hits in 1.0 inning at Auburn on May 14
- Worked the final 2.0 innings against LSU on May 7, holding the Tigers scoreless with two walks and four strikeouts
- Suffered the loss after allowing one run on one hit and three walks with one strikeout in 1.0 innings of work at South Carolina on April 29
- Recorded the save against Georgia on April 24, striking out two and walking a pair across his 2.0 IP
- Earned his fourth save of the season, working 1.2 scoreless innings with one hit and one strikeout at top-ranked Tennessee on April 15
- Picked up the win with 2.1 relief frames at Ole Miss on April 9, allowing one run on two hits and a walk with two punchouts
- Used two pitches to get the final two outs at Ole Miss on April 8
- Entered in a big spot against Texas A&M on April 2, tossing the final 2.0 innings and allowing one run on four hits with five strikeouts to earn his third save of the year
- Suffered the loss at Mississippi State on March 25, allowing four runs on three hits and a walk with six strikeouts across 2.2 innings of work
- Allowed two runs on two hits and a walk with three Ks in 2.1 frames against Florida on March 20
- Earned the save against Binghamton on March 13, working the final 2.1 innings and issuing two walks while striking out five
- Picked up his first career save with 3.0 innings against Murray State on March 4, allowing one run on one hit while striking out seven of the 10 batters he faced
- Suffered the hard-luck loss at Texas on Feb. 25, allowing one unearned run in 2.0 innings of work with two hits and four strikeouts
- Made his collegiate debut in the Feb. 19 matchup vs. Xavier, allowing one run on two hits and two walks with one strikeout
- Suffered a season-ending injury last fall that forced him to miss his first season at the Capstone

2022 SEASON TOTALS

OPPONENT	ERA	W-L-S	G/GS	IP	H	R	ER	BB	SO	HR	NP
(2/19) Xavier	4.50	0-0-0	1/0	2.0	2	1	1	2	2	1	39
(2/25) at Texas	2.25	0-1-0	1/0	2.0	2	1	0	0	4	0	43
(3/4) Murray State	2.57	0-0-1	1/0	3.0	1	1	1	0	7	1	38
(3/13) Binghamton	1.93	0-0-1	1/0	2.1	0	0	0	0	2	5	41
(3/20) Florida	3.09	0-0-0	1/0	2.1	2	2	2	1	3	1	51
(3/25) at Miss. St.	5.02	0-1-0	1/0	2.2	3	4	4	1	6	3	47
(4/2) Texas A&M	4.96	0-0-1	1/0	2.0	4	1	1	0	5	0	37
(4/8) at Ole Miss	4.76	0-0-0	1/0	0.2	0	0	0	0	0	0	2
(4/9) at Ole Miss	4.66	1-0-0	1/0	2.1	2	1	1	1	2	1	45
(4/15) at Tennessee	4.29	0-0-1	1/0	1.2	1	0	0	0	1	0	22
(4/24) Georgia	3.91	0-0-1	1/0	2.0	0	0	0	2	2	0	27
(4/29) at USC	4.12	0-1-0	1/0	1.0	1	1	1	3	1	0	35
(5/7) LSU	3.81	0-0-0	1/0	2.0	0	0	0	2	4	0	41
(5/14) at Auburn	4.33	0-1-0	1/0	1.0	3	2	2	0	0	0	18
TOTALS	4.33	1-4-5	14/0	27.0	21	14	13	14	42	7	--

CAREER TOTALS

YEAR	ERA	W-L	APP/GS	SV	IP	H	R	ER	BB	SO	B/AVG
2021											
2022	4.33	1-4	14/0	5	27.0	21	14	13	14	42	.210
TOTALS	4.33	1-4	14/0	5	27.0	21	14	13	14	42	.210

SEC CAREER TOTALS

YEAR	ERA	W-L	APP/GS	SV	IP	H	R	ER	BB	SO	B/AVG
2021											
2022	5.60	1-3	10/0	3	17.2	16	11	11	10	24	.235
TOTALS	5.60	1-3	10/0	3	17.2	16	11	11	10	24	.235

PITCHING GAME-BY-GAME AND CAREER STATS

#39 GARRETT McMILLAN, RHP/INF - JR.

- Selected the SEC Co-Pitcher of the Week on April 11 for his performance at Ole Miss
- The Crimson Tide's Friday night starter
- Leads Alabama and ranks third in the SEC for innings pitched with 77.0
- The Tide's leader for strikeouts with 77, a total that ranks eighth in the conference
- Owens a 1.14 WHIP to rank seventh in the SEC
- Limiting opposing hitters to a .228 average, good for 10th in the conference (min. 40.0 IP)
- Ranks 11th in the league in ERA at 3.51 (30 ER/77.0 IP)
- Struck out 55 in conference play to tie for fourth in the league and lead the Tide pitching staff
- Totaled a team-high 52.0 innings across nine starts in SEC play to rank sixth among league arms
- Suffered the loss despite a strong outing at Auburn on May 13, allowing three runs on five hits and two walks with six strikeouts in 5.2 innings of work
- Tossed 5.0 innings against LSU on May 6, allowing five runs (one earned) on eight hits and a walk with six strikeouts
- Battled through a career-high 119 pitches at South Carolina on April 28, allowing five runs (four earned) on five hits and two walks with four strikeouts across 6.2 innings pitched
- Allowed four runs on six hits and a walk with five strikeouts in the loss against Georgia on April 22
- Picked up his fourth win, allowing three runs on seven hits and four walks with five strikeouts at top-ranked Tennessee on April 15
- Earned his third win of the season with 7.0 innings at Ole Miss on April 8, allowing two runs (one earned) on three hits and three walks with seven punchouts
- Suffered the loss against Texas A&M on April 1, allowing three runs on six hits and a walk while striking out a season-high nine in his 6.0 innings pitched
- Did not factor into the decision after tossing 5.1 innings of one-run baseball with six hits and two walks to go with six strikeouts at Mississippi State on March 25
- Made the start in the SEC opener against Florida on March 18, allowing five runs on eight hits and two walks with seven strikeouts in 5.0 innings of work
- Earned his second win of the season in his March 11 start vs. Binghamton, throwing 7.0 innings of one-run baseball with two hits and seven strikeouts
- Picked up his first career win with an impressive performance against Murray State on March 4, contributing 6.0 scoreless frames to go with seven strikeouts
- Held the nation's No. 1 team scoreless in his start at Texas on Feb. 25, tossing 6.0 frames with three hits and two walks to go with three strikeouts
- Earned the start on Opening Day against Xavier on Feb. 18, allowing four runs on four hits and two walks with five strikeouts in his Alabama debut
- Began his collegiate career at Shelton State Community College for two seasons
- Went a perfect 12-0 with a 2.68 ERA across 15 appearances (14 starts) for the Bucs in 2021
- Added 87 strikeouts in his 74.0 innings of work as a sophomore at Shelton
- Attended Hillcrest High School where he was one of the state's top-rated right-handed pitchers

2022 SEASON TOTALS

OPPONENT	ERA	W-L-S	G/GS	IP	H	R	ER	BB	SO	HR	NP
(2/18) Xavier	6.00	0-0-0	1/1	6.0	4	4	4	2	5	2	78
(2/25) at Texas	3.00	0-0-0	1/1	6.0	3	0	0	2	3	0	87
(3/4) Murray State	2.00	1-0-0	1/1	6.0	3	0	0	0	7	0	91
(3/11) Binghamton	1.80	1-0-0	1/1	7.0	2	1	1	0	7	1	85
(3/18) Florida	3.00	0-1-0	1/1	5.0	8	5	5	2	7	2	96
(3/25) at Miss. St.	2.80	0-0-0	1/1	5.1	6	1	1	2	6	0	105
(4/1) Texas A&M	3.05	0-1-0	1/1	6.0	6	3	3	1	9	1	102
(4/8) at Ole Miss	2.79	1-0-0	1/1	7.0	3	2	1	3	7	0	112
(4/15) at Tennessee	3.02	1-0-0	1/1	5.1	7	3	3	4	5	1	110
(4/22) Georgia	3.32	0-1-0	1/1	6.0	6	4	4	1	5	1	107
(4/28) at USC	3.53	0-0-0	1/1	6.2	5	5	4	2	4	3	119
(5/6) LSU	3.41	0-0-0	1/1	5.0	8	5	1	1	6	2	101
(5/13) at Auburn	3.51	0-1-0	1/1	5.2	5	3	3	2	6	0	100
TOTALS	3.51	4-4-0	13/13	77.0	66	36	30	22	77	13	--

CAREER TOTALS (at Alabama)

YEAR	ERA	W-L	APP/GS	SV	IP	H	R	ER	BB	SO	B/AVG
2022	3.51	4-4	13/13	0	77.0	66	36	30	22	77	.228
TOTALS	3.51	4-4	13/13	0	77.0	66	36	30	22	77	.228
TOTALS (as SP)	3.51	4-4	13	--	77.0	66	36	30	22	77	---

SEC CAREER TOTALS (at Alabama)

YEAR	ERA	W-L	APP/GS	SV	IP	H	R	ER	BB	SO	B/AVG
2022	4.33	2-4	9/9	0	52.0	54	31	25	18	55	.265
TOTALS	4.33	2-4	9/9	0	52.0	54	31	25	18	55	.265
TOTALS (as SP)	4.33	2-4	9	--	52.0	54	31	25	18	55	---

#40 BROCK GUFFEY, LHP - R-SR.

- Ranks ninth all-time in career appearances by an Alabama pitcher at 73
- Totaled a team-high 17 appearances on the season, all in relief
- Also leads UA with 11 relief outings during SEC play
- Tossed 2.1 scoreless relief frames at Auburn on May 10, allowing two hits and a walk with a season-high five strikeouts

2022 SEASON TOTALS

OPPONENT	ERA	W-L-S	G/GS	IP	H	R	ER	BB	SO	HR	NP
(2/18) Xavier	0.00	1-0-0	1/0	2.0	0	0	0	0	3	0	25
(2/19) Xavier	0.00	0-0-1	1/0	0.1	0	0	0	0	0	0	4
(2/27) at Texas	0.00	0-0-0	1/0	1.2	4	0	0	0	1	0	36
(3/6) Murray State	0.00	1-0-0	1/0	3.0	0	0	0	0	1	0	35
(3/9) North Alabama	0.00	0-0-0	1/0	2.0	2	0	0	0	1	2	33
(3/18) Florida	0.00	0-0-0	1/0	3.0	4	1	0	2	2	0	50
(3/25) at Miss. St.	1.35	0-0-0	1/0	1.1	0	2	2	2	1	0	26
(4/1) Texas A&M	1.25	0-0-0	1/0	1.0	1	0	0	0	2	0	15
(4/3) Texas A&M	1.76	0-0-0	1/0	1.0	1	1	1	0	0	1	19
(4/8) at Ole Miss	2.70	0-0-0	1/0	1.1	1	2	2	1	3	1	31
(4/15) at Tennessee	2.60	0-0-0	1/0	0.2	0	0	0	0	0	0	10
(4/17) at Tennessee	4.15	0-0-0	1/0	0.0	3	3	3	2	0	1	21
(4/19) UAB	4.12	0-1-0	1/0	2.1	2	1	1	1	4	0	38
(4/24) Georgia	3.92	0-0-0	1/0	1.0	0	0	0	0	0	0	11
(4/28) at USC	4.03	0-1-0	1/0	1.2	3	1	1	1	0	1	27
(5/6) LSU	3.76	0-1-0	1/0	4.0	4	1	1	2	2	0	58
(5/13) at Auburn	3.45	0-0-0	1/0	2.1	2	0	0	1	5	0	46
TOTALS	3.45	2-3-1	17/0	28.2	27	12	11	12	27	3	--

2021 SEASON TOTALS

OPPONENT	ERA	W-L-S	G/GS	IP	H	R	ER	BB	SO	HR	NP
(2/19) McNeese	0.00	0-0-0	1/0	1.0	1	0	0	0	2	0	16
(2/21) McNeese	0.00	0-0-1	1/0	1.1	1	0	0	0	2	0	22
(2/26) Wright State	0.00	0-0-0	1/0	2.2	3	0	0	2	5	0	67
(3/7) at Charleston	0.00	0-0-0	1/0	1.0	1	0	0	1	2	0	23
(3/9) South Alabama	4.26	0-0-0	1/0	0.1	2	3	3	2	0	0	20
(3/23) So. Miss	3.24	0-0-0	1/0	2.0	0	0	0	0	2	0	20
(3/26) Ole Miss-1	7.56	0-1-0	1/0	0.0	3	4	4	1	0	0	17
(4/3) Tennessee	7.71	0-0-0	1/0	1.0	1	1	1	2	1	0	26
(4/19) Mississippi St.	6.97	0-0-0	1/0	1.0	0	0	0	0	0	0	13
(5/25) vs. USC	5.40	0-0-1	1/0	3.0	2	0	0	1	1	0	45
(6/4) vs. NC State	5.65	0-0-0	1/0	1.0	2	1	1	0	1	1	18
TOTALS	5.65	0-1-2	11/0	14.1	16	9	9	9	16	1	--

2020 SEASON TOTALS

OPPONENT	ERA	W-L-S	G/GS	IP	H	R	ER	BB	SO	HR	NP
(2/15) Northeastern	0.00	0-0-0	1/0	1.0	0	0	0	0	0	0	6
(2/21) at UNLV-2	0.00	1-0-0	1/0	1.0	0	0	0	0	1	0	10
(2/25) UT-Martin	2.25	0-0-0	1/0	2.0	3	1	1	0	0	1	22
(3/1) Harvard	1.29	1-0-0	1/0	3.0	0	0	0	0	7	0	34
(3/6) Lipscomb	1.04	1-0-0	1/0	1.2	1	0	0	1	5	0	35
TOTALS	1.04	3-0-0	5/0	8.2	4	1	1	1	13	1	--

2019 SEASON TOTALS

OPPONENT	ERA	W-L-S	G/GS	IP	H	R	ER	BB	SO	HR	NP
(2/18) Jacksonville St.	4.50	0-0-0	1/0	2.0	2	1	1	0	1	0	32
(2/26) UNA	3.00	0-0-0	1/0	1.0	1	0	0	0	2	0	14
(3/16) at Ole Miss	2.45	0-0-0	1/0	0.2	0	0	0	1	0	0	9
(3/19) Maine	1.93	0-0-0	1/0	1.0	1	0	0	0	3	0	15
(3/23) Arkansas	1.23	0-0-0	1/0	2.2	2	0	0	0	2	0	42
(3/26) vs. Auburn	1.17	0-0-0	1/0	0.1	1	1	0	0	1	0	0
(3/31) at Florida	0.96	0-0-0	1/0	1.2	0	0	0	0	0	0	11
(4/6) South Carolina	0.93	0-0-0	1/0	0.1	0	0	0	0	0	0	5
(4/14) at Miss. St.	2.53	0-0-0	1/0	1.0	3	2	2	0	1	1	22
(4/19) Vanderbilt	2.19	0-0-0	1/0	1.2	1	0	0	0	3	0	21
(4/21) Vanderbilt	2.03	0-0-0	1/0	1.0	1	0	0	0	1	0	23
(4/26) LSU	2.45	0-0-0	1/0	1.1	2	1	1	0	3	0	20
(4/28) LSU	2.04	0-0-0	1/0	3.0	1	0	0	0	2	0	31
(5/4) at Auburn	2.00	0-0-0	1/0	0.1	0	0	0	0	0	0	5
(5/5) at Auburn	2.21	0-1-0	1/0	2.1	3	1	1	0	0	0	36
(5/10) Texas A&M	2.01	0-0-0	1/0	2.0	0	0	0	0	2	0	24
(5/12) Texas A&M	2.25	0-0-0	1/0	1.2	2	1	1	1	0	0	28
(5/16) at Georgia	2.22	0-0-0	1/0	0.1	1	0	0	0	1	0	5
(5/18) at Georgia	2.92	0-0-0	1/0	0.1	2	2	2	1	0	1	16
TOTALS	2.92	0-1-0	19/0	24.2	23	9	8	4	21	2	--

2018 SEASON TOTALS

OPPONENT	ERA	W-L-S	G/GS	IP	H	R	ER	BB	SO	HR	NP
(2/18) Valparaiso	0.00	0-0-1	1/0	1.2	0	0	0	0	3	0	23
(2/24) Wash. State	0.00	1-0-0	1/0	2.1	1	0	0	1	3	0	32
(3/3) at Oklahoma	2.70	0-0-0	1/0	2.2	4	2	2	1	2	1	57
(3/9) N.M. State-2	2.45	0-0-0	1/0	0.2	1	0	0	0	1	0	16
(3/13) Alabama A&M	2.16	0-0-0	1/0	1.0	0	0	0	0	1	0	14
(3/17) Georgia	1.93	0-0-0	1/0	1.0	1	0	0	0	0	0	15
(3/20) at UAB	2.53	0-0-0	1/0	1.1	3	1	1	0	0	0	27
(3/27) vs. Auburn	2.25	0-0-0	1/0	1.1	0	0	0	0	1	0	16
(3/30) Kentucky	2.03	0-0-0	1/0	1.1	0	0	0	0	0	0	19
(4/1) Kentucky	2.51	0-1-0	1/0	1.0	1	2	1	0	1	1	25
(4/7) at Missouri-2	2.45	0-0-0	1/0	0.1	0	0	0	0	1	0	3
(4/13) at Texas A&M	2.25	0-0-0	1/0	1.1	1	1	0	1	1	0	41
(4/17) Samford	2.65	0-0-0	1/0	1.0	2	2	1	0	1	0	18
(4/21) Auburn-2	2.41	0-0-0	1/0	1.2	2	0	0	2	1	0	42
(4/24) Troy	2.18	0-0-0	1/0	2.0	1	0	0	1	2	0	37
(4/28) at Arkansas	3.74	0-1-0	1/0	1.0	2	4	4	3	1	0	36
(5/5) Miss. State	3.75	0-0-0	1/0	2.1	4	1	1	0	1	1	31
(5/8) Jacksonville St.	4.21	0-0-0	1/0	1.2	2	2	2	1	3	0	36
(5/12) at LSU	4.05	0-0-0	1/0	1.0	1	0	0	0	0	0	18
(5/17) Ole Miss	3.77	0-0-0	1/0	2.0	1	0	0	0	1	0	24
(5/19) Ole Miss	3.64	0-0-0	1/0	1.0	1	0	0	0	0	0	15
TOTALS	3.64	1-2-1	21/0	29.2	28	15	12	10	24	3	--

PITCHING GAME-BY-GAME AND CAREER STATS

#41 CONNOR BALL, LHP - FR.

- Allowed one run on three hits with a strikeout in 1.0 frame on March 2 against Troy
- Made his collegiate debut with 1.0 scoreless inning against Alabama State on Feb. 23
- Attended Chelsea High School in Chelsea
- The sixth-rated left-hander and No. 25 prospect overall in Alabama by Perfect Game
- Tabbed the No. 8 lefty and No. 45 player in the state by Prep Baseball Report

2022 SEASON TOTALS

OPPONENT	ERA	W-L-S	G/GS	IP	H	R	ER	BB	SO	HR	NP
(2/23) Alabama State	0.00	0-0-0	1/0	1.0	1	0	0	0	0	0	11
(3/2) Troy	4.50	0-0-0	1/0	1.0	3	1	1	0	1	0	18
TOTALS	4.50	0-0-0	2/0	2.0	4	1	1	0	1	0	--

CAREER TOTALS

YEAR	ERA	W-L	APP/GS	SV	IP	H	R	ER	BB	SO	B/AVG
2022	4.50	0-0	2/0	0	2.0	4	1	1	0	1	.444
TOTALS	4.50	0-0	2/0	0	2.0	4	1	1	0	1	.444

SEC CAREER TOTALS

YEAR	ERA	W-L	APP/GS	SV	IP	H	R	ER	BB	SO	B/AVG
2022	--	--	--	--	--	--	--	--	--	--	--
TOTALS	--	--	--	--	--	--	--	--	--	--	--

#48 LANDON GREEN, RHP - R-JR.

- One of the Tide's top arms out of the bullpen who has missed time due to injury this season
- Struck out two of the three batters faced in his 1.0 scoreless frame at Auburn on May 14
- Returned to the mound for 1.0 scoreless inning with one strikeout at Jacksonville State on May 10
- Issued two walks and allowed a hit against UAB on April 19
- Worked a scoreless 1.0 inning with a hit and two strikeouts at Ole Miss on April 10
- Contributed 1.0 inning against Texas A&M on April 3, allowing one run on one hit and a walk to go with one strikeout
- Returned to the mound after an extended absence, tossing 1.0 inning and allowing one run on two hits and a walk with one strikeout against South Alabama on March 29
- Worked 1.2 scoreless relief frames with two strikeouts at Texas on Feb. 27
- Entered for 1.2 innings of relief against Xavier on Feb. 19, allowing two runs on two hits and a pair of walks with three strikeouts
- Played a key role as the Tide's setup man and secondary closer in 2021
- Struck out two or more batters in 11 of his 19 outings
- Limited opposing batters to a .193 average, the lowest average against by any Tide arm
- Selected to the NCBWA's Stopper of the Year Watch List to start the 2022 season

2022 SEASON TOTALS

OPPONENT	ERA	W-L-S	G/GS	IP	H	R	ER	BB	SO	HR	NP
(2/19) Xavier	10.80	0-0-0	1/0	1.2	2	2	2	2	3	0	47
(2/27) at Texas	5.40	0-0-0	1/0	1.2	1	0	0	0	2	0	23
(3/6) Murray State	7.36	0-0-0	1/0	0.1	1	1	1	1	1	0	15
(3/29) So. Alabama	7.71	0-0-0	1/0	1.0	2	1	1	1	1	0	17
(4/3) Texas A&M	7.94	0-0-0	1/0	1.0	1	1	1	1	1	0	20
(4/10) at Ole Miss	6.75	0-0-0	1/0	1.0	1	0	0	0	2	0	19
(4/19) UAB	6.75	0-0-0	1/0	0.0	1	0	0	2	0	0	12
(5/10) at JSU	5.87	0-0-0	1/0	1.0	0	0	0	0	1	0	7
(5/14) at Auburn	5.19	0-0-0	1/0	1.0	0	0	0	0	2	0	10
TOTALS	5.19	0-0-0	9/0	8.2	9	5	5	7	13	0	--

2021 SEASON TOTALS

OPPONENT	ERA	W-L-S	G/GS	IP	H	R	ER	BB	SO	HR	NP
(2/20) McNeese	0.00	0-0-0	1/0	2.0	0	0	0	0	4	0	22
(2/23) at JSU	1.93	1-0-0	1/0	2.2	1	1	1	2	3	1	40
(2/27) Wright State-2	1.50	1-0-0	1/0	1.1	1	0	0	0	3	0	23
(3/6) at Charleston	1.29	0-0-0	1/0	1.0	1	0	0	0	1	0	15
(3/14) Stetson	1.12	0-0-0	1/0	1.0	0	0	0	0	1	0	8
(3/21) at Arkansas	3.00	0-0-0	1/0	1.0	2	2	2	3	0	0	36
(3/26) Ole Miss-1	4.09	0-0-0	1/0	2.0	2	2	2	1	4	1	34
(4/2) Tennessee	3.46	0-0-0	1/0	2.0	0	0	0	1	3	0	26
(4/4) Tennessee	3.21	0-0-0	1/0	1.0	0	0	0	0	1	0	12
(4/10) at Texas A&M	2.65	0-0-1	1/0	3.0	1	0	0	2	3	0	45
(4/15) Auburn	2.37	1-0-0	1/0	2.0	0	0	0	0	4	0	19
(4/17) Auburn	2.11	0-0-0	1/0	2.1	3	0	0	1	2	0	40
(4/25) at Kentucky-2	2.28	0-0-0	1/0	2.1	2	1	1	0	0	1	46
(4/30) Missouri	2.19	0-0-0	1/0	1.0	0	0	0	0	1	0	14
(5/1) Missouri	2.10	0-0-1	1/0	1.0	0	0	0	0	2	0	11
(5/16) at LSU	3.00	0-0-0	1/0	1.1	1	3	3	3	1	0	38
(5/22) Mississippi St.	2.96	0-1-0	1/0	0.1	0	1	0	2	0	0	20
(5/28) vs. Tennessee	4.55	0-1-0	1/1	2.1	5	6	6	0	2	1	47
(6/6) vs. La Tech	5.12	0-0-0	1/0	2.0	3	3	3	1	4	1	42
TOTALS	5.12	3-2-2	19/1	31.2	22	19	18	16	39	5	--

2020 SEASON TOTALS

OPPONENT	ERA	W-L-S	G/GS	IP	H	R	ER	BB	SO	HR	NP
(2/14) Northeastern	0.00	0-0-0	1/0	1.0	2	0	0	1	1	0	25
(2/19) Alabama St.	0.00	0-0-0	1/0	1.0	0	0	0	0	2	0	11
(2/23) at UNLV	0.00	0-0-0	1/0	1.0	0	0	0	1	3	0	19
(2/26) MTSU	0.00	0-0-0	1/0	1.0	0	0	0	2	0	0	16
(3/3) USA	0.00	0-0-0	1/0	1.0	0	0	0	0	0	0	8
(3/10) at UAB	4.50	0-0-0	1/0	1.0	2	3	3	2	2	1	31
TOTALS	4.50	0-0-0	6/0	6.0	4	3	3	6	8	1	--

CAREER TOTALS

YEAR	ERA	W-L	APP/GS	SV	IP	H	R	ER	BB	SO	B/AVG
2019											
2020	4.50	0-0	6/0	0	6.0	4	3	3	6	8	.190
2021	5.12	3-2	19/1	2	31.2	22	19	18	16	39	.193
2022	5.19	0-0	9/0	0	8.2	9	5	5	7	13	.257
TOTALS	5.05	3-2	34/1	2	46.1	35	27	26	29	60	.206
TOTALS (as SP)	23.14	0-1	1	--	2.1	5	6	6	0	2	---

SEC CAREER TOTALS

YEAR	ERA	W-L	APP/GS	SV	IP	H	R	ER	BB	SO	B/AVG
2019											
2020	--	--	--	--	--	--	--	--	--	--	--
2021	3.72	1-1	12/0	2	19.1	11	9	8	13	21	.167
2022	3.00	0-0	3/0	0	3.0	2	1	1	1	5	.182
TOTALS	3.63	1-1	15/0	2	22.1	13	10	9	14	26	.169

PITCHING GAME-BY-GAME AND CAREER STATS

#88 HUNTER HOOPES, RHP - SR.

- Tied for second on Alabama with 15 total appearances, all in relief
- Owns a 2.25 ERA (5 ER/20.0 IP), the lowest by any Tide reliever (min. 15.0 IP)
- Struck out 23 across his 20.0 innings of work while adding two saves to his stat line
- Allowed two runs on one hit and two walks with a strikeout at Tennessee on April 17
- Finished with 1.1 IP at Tennessee on April 15, allowing one hit and a walk to go with two strikeouts
- Contributed 1.1 innings of work against Belmont on April 12
- Tossed 1.2 scoreless frames with one walk and a strikeout at Ole Miss on April 10
- Entered in a huge spot for the Tide and got out of a jam against Texas A&M on April 1, finishing with 2.0 scoreless innings that included one walk and three strikeouts
- Worked 3.0 scoreless frames against South Alabama on March 29, allowing one hit and issuing a walk to go with three strikeouts
- Suffered the loss after allowing one run on two hits and a walk at Mississippi State on March 26
- Secured his second save of the season with 0.2 an inning that included one hit and one punchout against Murray State on March 6
- Picked up the save against Jacksonville State on Feb. 22, tossing 2.0 scoreless innings with two Ks
- Tossed 1.0 scoreless frame in his UA debut on Feb. 20 against Xavier, recording a pair of strikeouts
- Spent last season at John A. Logan Community College in Cartersville, Ill.
- Began his collegiate career at UNC Asheville where he combined for 16 appearances across two seasons with the Bulldogs
- Attended W.T. Woodson High School in Fairfax County, Va.

2022 SEASON TOTALS

OPPONENT	ERA	W-L-S	G/GS	IP	H	R	ER	BB	SO	HR	NP
(2/20) Xavier	0.00	0-0-0	1/0	1.0	1	0	0	0	2	0	15
(2/22) Jacksonville St.	0.00	0-0-1	1/0	2.0	2	0	0	0	2	0	18
(2/27) at Texas	4.50	0-0-0	1/0	1.0	2	2	2	1	0	0	28
(3/5) Murray State	3.60	0-0-0	1/0	1.0	0	0	0	0	1	0	9
(3/6) Murray State	3.18	0-0-1	1/0	0.2	1	0	0	0	1	0	11
(3/11) Binghamton	2.70	0-0-0	1/0	1.0	0	0	0	0	2	0	13
(3/16) at So. Miss	2.35	0-0-0	1/0	1.0	1	0	0	0	3	0	20
(3/23) at UAB	2.16	0-0-0	1/0	0.2	1	0	0	0	1	0	14
(3/26) at Miss. St.	3.00	0-1-0	1/0	0.2	2	1	1	1	0	0	24
(3/29) So. Alabama	2.25	0-0-0	1/0	3.0	1	0	0	1	3	0	38
(4/1) Texas A&M	1.93	0-0-0	1/0	2.0	0	0	0	1	3	0	32
(4/10) at Ole Miss	1.72	0-0-0	1/0	1.2	0	0	0	1	1	0	26
(4/12) Belmont	1.59	0-0-0	1/0	1.1	1	0	0	1	1	0	23
(4/15) at Tennessee	1.47	0-0-0	1/0	1.1	1	0	0	1	2	0	25
(4/17) at Tennessee	2.25	0-0-0	1/0	1.2	1	2	2	2	1	1	27
TOTALS	2.25	0-1-2	15/0	20.0	14	5	5	9	23	1	--

CAREER TOTALS (at Alabama)

YEAR	ERA	W-L	APP/GS	SV	IP	H	R	ER	BB	SO	B/AVG
2022	2.25	0-1	15/0	2	20.0	14	5	5	9	23	.203
TOTALS	2.25	0-1	15/0	2	20.0	14	5	5	9	23	.203

SEC CAREER TOTALS (at Alabama)

YEAR	ERA	W-L	APP/GS	SV	IP	H	R	ER	BB	SO	B/AVG
2022	3.68	0-1	5/0	0	7.1	4	3	3	6	7	.167
TOTALS	3.68	0-1	5/0	0	7.1	4	3	3	6	7	.167

2022 PLAYER BIOS

#1 WILL HODO, INF/OF - FR.

LAST 5 GAMES: 3 G/1 GS - .500 (3-6), 2B, R

LAST 10 GAMES: 6 G/1 GS - .444 (4-9), 2B, HR, RBI, 3 R

CURRENT STREAK: N/A

- Started one game at Auburn, finishing 0-for-3 from his designated hitter spot
- Entered as a pinch-hitter in the finale against LSU, recording a single in his lone plate appearance
- Pinch-hit at Samford on April 26, homering in his lone at-bat for his first career roundtripper
- Came off the bench in the series finale at Tennessee, going 1-for-1 with a run scored
- Entered as a pinch-runner on April 9 at Ole Miss, eventually coming around to score one run
- Came off the bench to pinch-run and remained in the series finale against Texas A&M, drawing a walk in his lone plate appearance
- Entered as a pinch-hitter in all three games against Florida, finishing 1-for-3 with a run scored
- Recorded his first career hit as part of a 2-for-2 showing that included a double, one run and a walk in the matchup with Alabama State on Feb. 23
- Earned his first career start in game two of the series against Xavier on Feb. 19
- Defended Wayne Academy in Waynesboro, Miss.
- Prep Baseball Report's top-rated third baseman and No. 21 overall prospect from Mississippi
- Ranked as the No. 3 third baseman and No. 22 player in the state by Perfect Game

CAREER TOTALS

YEAR	GP-GS	AVG	AB	R	H	2B	3B	HR	RBI	BB	SO	SB-A
2022	23-7	.303	33	7	10	3	0	1	1	4	12	0-0
TOTALS	23-7	.303	33	7	10	3	0	1	1	4	12	0-0

CAREER SEC TOTALS

YEAR	GP-GS	AVG	AB	R	H	2B	3B	HR	RBI	BB	SO	SB-A
2022	10-1	.300	10	4	3	0	0	0	0	1	5	0-0
TOTALS	10-1	.300	10	4	3	0	0	0	0	1	5	0-0

2022 SEASON HIGHS

2022 SEASON HIGHS				CAREER HIGHS			
Hits	2	2x, last at Jacksonville State (5/10)	2	2x, last at Jacksonville State (5/10/22)			
Doubles	1	3x, last at Jacksonville State (5/10)	1	3x, last at Jacksonville State (5/10/22)			
Triples	N/A		N/A				
Home Runs	1	at Samford (4/26)	1	at Samford (4/26/22)			
RBI	1	at Samford (4/26)	1	at Samford (4/26/22)			
Runs	1	7x, last at Jacksonville State (5/10)	1	7x, last at Jacksonville State (5/10/22)			
Walks	1	4x, last vs. Samford (4/5)	1	4x, last vs. Samford (4/5/22)			
Stolen Bases	N/A		N/A				

#2 JIMMY THIES, INF - FR.

LAST 5 GAMES: N/A

LAST 10 GAMES: N/A

CURRENT STREAK: N/A

- Attended St. Thomas Aquinas in Fort Lauderdale, Fla.
- Rated as the No. 14 third baseman in Florida by Perfect Game
- Named to the 2021 South Florida-Sun Sentinel Spring All-County First Team

CAREER TOTALS

YEAR	GP-GS	AVG	AB	R	H	2B	3B	HR	RBI	BB	SO	SB-A
2022	--	--	--	--	--	--	--	--	--	--	--	--
TOTALS	--	--	--	--	--	--	--	--	--	--	--	--

CAREER SEC TOTALS

YEAR	GP-GS	AVG	AB	R	H	2B	3B	HR	RBI	BB	SO	SB-A
2022	--	--	--	--	--	--	--	--	--	--	--	--
TOTALS	--	--	--	--	--	--	--	--	--	--	--	--

2022 SEASON HIGHS

2022 SEASON HIGHS				CAREER HIGHS			
Hits	N/A			N/A			
Doubles	N/A			N/A			
Triples	N/A			N/A			
Home Runs	N/A			N/A			
RBI	N/A			N/A			
Runs	N/A			N/A			
Walks	N/A			N/A			
Stolen Bases	N/A			N/A			

#3 DOMINIC TAMEZ, C - JR.

LAST 5 GAMES: 4 G/4 GS - .231 (3-13), 2B, RBI, 2 R, BB

LAST 10 GAMES: 9 G/9 GS - .250 (8-32), 2B, 2 HR, 9 RBI, 5 R, 2 BB

CURRENT STREAK: N/A

- Alabama's everyday catcher who has also seen time at designated hitter
- Totaled 54 hits to tie for third on UA team in that category
- Ranks third on UA with 29 hits during SEC play
- Homered in back-to-back games from April 24-26
- Started two games at Auburn, totaling one hit, an RBI and one run scored
- Contributed three hits, including a double, to go with an RBI, one run and a walk against LSU
- Recorded a pair of hits, including a homer, to go with five RBI and a run scored at South Carolina
- Led the Tide in average vs. Georgia at .556 (5-9) with a home run, one RBI, one run and a walk
- Finished 3-for-10 with a double and a run scored at top-ranked Tennessee
- Batted .357 (5-14) with a double, five RBI and one run scored at Ole Miss
- Recorded a pair of hits, including a double, to go with an RBI, one run and a walk vs. Texas A&M
- Finished 4-for-14 with three RBI and a run scored across the weekend at Mississippi State
- Totaled four hits, including a double, to go with an RBI in the series with Florida
- Recorded a five-game hitting streak from April 19-26, maintaining a .444 (8-18) average to go with two home runs, three RBI, four runs and a pair of walks over that time
- Notched a seven-game hitting streak from April 3-16, batting .357 (10-28) with three doubles, six RBI, four runs and a walk across the streak
- Put together a six-game hitting streak in SEC play from March 19-April 1, batting .321 (9-28) with a double, four RBI and a run scored during that stretch
- Recorded a seven-game hitting streak from March 5-16, batting .423 (11-26) with a double, four RBI, two runs and three walks during that stretch
- Spent his sophomore season at McLennan Community College in Waco, Texas, helping the Highlanders to the 2021 NJCAA World Series title
- Began his collegiate career at Arkansas, playing in eight games for the Razorbacks in 2020
- Attended Lady Bird Johnson High School in San Antonio, Texas, where he was rated as the No.2 catcher and No. 35 prospect overall in the state by Perfect Game

CAREER TOTALS (at Alabama)

YEAR	GP-GS	AVG	AB	R	H	2B	3B	HR	RBI	BB	SO	SB-A
2022	48-48	.292	185	17	54	7	0	5	30	11	30	0-0
TOTALS	48-48	.292	185	17	54	7	0	5	30	11	30	0-0

CAREER SEC TOTALS (at Alabama)

YEAR	GP-GS	AVG	AB	R	H	2B	3B	HR	RBI	BB	SO	SB-A
2022	26-26	.290	100	8	29	5	0	2	18	3	21	0-0
TOTALS	26-26	.290	100	8	29	5	0	2	18	3	21	0-0

2022 SEASON HIGHS

2022 SEASON HIGHS				CAREER HIGHS (at Alabama)			
Hits	3	4x, last vs. Georgia (4/22)	3	4x, last vs. Georgia (4/22/22)			
Doubles	1	7x, last vs. LSU (5/7)	1	7x, last vs. LSU (5/7/22)			
Triples	N/A		N/A				
Home Runs	2	vs. Xavier (2/18)	2	vs. Xavier (2/18/22)			
RBI	3	at South Carolina (4/30)	3	at South Carolina (4/30/22)			
Runs	2	2x, last at Samford (4/26)	2	2x, last at Samford (4/26/22)			
Walks	1	11x, last vs. LSU (5/7)	1	11x, last vs. LSU (5/7/22)			
Stolen Bases	N/A		N/A				

#5 GRAHAM CRAWFORD, C - JR.

LAST 5 GAMES: 1 G/0 GS

LAST 10 GAMES: 2 G/0 GS

CURRENT STREAK: N/A

- Entered as a defensive replacement at Jacksonville State on May 10
- Came in to catch the final inning at Samford on April 26
- Entered at catcher and remained in the game vs. Samford on April 5, going 0-for-1 at the plate
- Came off the bench as a pinch-hitter and remained in the game at catcher against Alabama State on Feb. 23, finishing 0-for-1 in his first career action for the Tide
- Spent two seasons at Pearl River Community College in Poplarville, Miss.
- Named to the All-Mississippi Association of Community Colleges Conference first team and to the NJCAA Region 23 team following a standout sophomore season at Pearl River
- Attended Sumrall High School in Sumrall, Miss., where he was tabbed the No. 5 catcher and No. 38 prospect in the state by Prep Baseball Report

CAREER TOTALS (at Alabama)

YEAR	GP-GS	AVG	AB	R	H	2B	3B	HR	RBI	BB	SO	SB-A
2022	7-0	.000	4	0	0	0	0	0	0	0	3	0-0
TOTALS	7-0	.000	4	0	0	0	0	0	0	0	3	0-0

CAREER SEC TOTALS (at Alabama)

YEAR	GP-GS	AVG	AB	R	H	2B	3B	HR	RBI	BB	SO	SB-A
2022	--	--	--	--	--	--	--	--	--	--	--	--
TOTALS	--	--	--	--	--	--	--	--	--	--	--	--

2022 SEASON HIGHS

2022 SEASON HIGHS				CAREER HIGHS (at Alabama)			
Hits	N/A			N/A			
Doubles	N/A			N/A			
Triples	N/A			N/A			
Home Runs	N/A			N/A			
RBI	N/A			N/A			
Runs	N/A			N/A			
Walks	N/A			N/A			
Stolen Bases	N/A			N/A			

2022 PLAYER BIOS

#7 CADEN ROSE, OF/INF - SO.

LAST 5 GAMES: 5 G/5 GS - .353 (6-17), 2 2B, HR, 2 RBI, 3 R, 3 BB, HBP

LAST 10 GAMES: 10 G/10 GS - .414 (12-29), 4 2B, HR, 3 RBI, 6 R, 11 BB, HBP

CURRENT STREAK: 11 G reached base (dates back to April 25)

- Has split starts in center and at second base while battling injuries in his second season at UA
- Drew three walks and was hit by a pitch to go with one run scored in his two starts at Auburn
- Led the Tide with a .500 (6-12) weekend against LSU, totaling a team-high three doubles to go with a home run, one RBI and four runs scored
- Got the start in all three games at South Carolina, recording two hits, including a double, to give with a team-high five walks
- Finished a perfect 2-for-2 with an RBI, one run scored and three walks at Samford on April 26
- Made the Sunday start against Georgia, finishing 1-for-3 with a run scored
- Put together a solid weekend vs. Texas A&M, batting .500 (3-6) with three RBI, a run and two BBs
- Started all three games in center at Mississippi State, totaling three hits, including two doubles, to go with two RBI, a pair of runs scored and one walk
- Recorded a five-game hitting streak from April 30-May 10, batting .450 (9-20) with three doubles, a home run, two RBI, four runs and two walks during that stretch

CAREER TOTALS

YEAR	GP-GS	AVG	AB	R	H	2B	3B	HR	RBI	BB	SO	SB-A
2021	54-42	.190	137	23	26	7	1	4	19	13	46	2-4
2022	41-35	.313	112	16	35	8	0	1	13	19	34	1-2
TOTALS	95-77	.245	249	39	61	15	1	5	32	32	80	3-6

CAREER SEC TOTALS

YEAR	GP-GS	AVG	AB	R	H	2B	3B	HR	RBI	BB	SO	SB-A
2021	27-23	.174	69	9	12	3	1	1	4	6	32	0-1
2022	21-17	.302	53	9	16	6	0	1	7	13	16	0-1
TOTALS	48-40	.230	122	18	28	9	1	2	11	19	48	0-2

2022 SEASON HIGHS

CAREER HIGHS											
Hits	3		vs. Xavier (2/19)	3					2x, last vs. Xavier (2/19/22)		
Doubles	1		8x, last vs. LSU (5/8)	1					15x, last vs. LSU (5/8/22)		
Triples	N/A			1					at Kentucky (4/23/21)		
Home Runs	1		vs. LSU (5/8)	1					5x, last vs. LSU (5/8/22)		
RBI	3		vs. Texas A&M (4/2)	4					vs. Samford (4/13/21)		
Runs	2		vs. LSU (5/6)	3					2x, last vs. South Carolina (5/25/21)		
Walks	3		2x, last at South Carolina (4/29)	3					2x, last at South Carolina (4/29/22)		
Stolen Bases	1		vs. Murray State (3/4)	2					vs. Stetson (3/14/21)		

#10 JIM JARVIS, INF - JR.

LAST 5 GAMES: 5 G/5 GS - .235 (4-17), 2B, 3 R, 4 BB

LAST 10 GAMES: 10 G/10 GS - .275 (11-40), 2B, 2 RBI, 8 R, 5 BB, 1-2 SB

CURRENT STREAK: N/A

- Alabama's starting shortstop who ranks 10th in the SEC in assists (117)
- Totaled a team-high tying three triples to tie for sixth in the conference
- Tied for the team lead in walks (23) while ranking second in runs (38) and stolen bases (7)
- Recorded a team-best 15 walks in SEC play and is tied for second in runs scored (17)
- Drew one walk and recorded a hit in two starts at Auburn
- Batted .364 (4-11) with a double, one walk, a stolen base and a team-high five runs scored vs. LSU
- Recorded four hits, an RBI, three runs and a walk in the series at South Carolina
- Totaled three hits, including two home runs, to go with two RBI and a pair of runs at Tennessee
- Batted .429 (6-14) with a double, two RBI, five runs, three walks and a stolen base at Ole Miss
- Finished 3-for-11 with a triple, two RBI, two runs, three BBs and a stolen base at Mississippi State
- Totaled three hits to go with a pair of RBI and two walks in the series with Florida
- Got aboard in 23 straight SEC games from May 2 of last season to April 15 this year
- Reached base in 13 straight games from March 1-20
- Notched a five-game hitting streak from April 8-15, hitting .455 (10-22) with a double, one home run, four RBI, seven runs, three walks and one stolen base
- Recorded a 12-game hitting streak from March 2-20, batting .340 (17-50) with a double, two triples, one homer, three RBI, nine runs, five walks, a HBP and three stolen bases across the streak

CAREER TOTALS

YEAR	GP-GS	AVG	AB	R	H	2B	3B	HR	RBI	BB	SO	SB-A
2020	17-15	.267	45	8	12	2	0	0	8	8	7	4-5
2021	57-56	.237	173	29	41	6	3	0	17	26	16	5-5
2022	51-51	.266	203	38	54	4	3	4	18	23	30	7-10
TOTALS	125-122	.254	421	75	107	12	6	4	43	57	53	16-20

CAREER SEC TOTALS

YEAR	GP-GS	AVG	AB	R	H	2B	3B	HR	RBI	BB	SO	SB-A
2020	--	--	--	--	--	--	--	--	--	--	--	--
2021	29-29	.211	90	15	19	5	2	0	10	11	9	2-2
2022	26-26	.243	107	17	26	2	1	2	11	15	16	3-4
TOTALS	55-55	.228	197	32	45	7	3	2	21	26	25	5-6

2022 SEASON HIGHS

CAREER HIGHS											
Hits	3		4x, last vs. LSU (5/6)	3					6x, last vs. LSU (5/6/22)		
Doubles	1		4x, last vs. LSU (5/8)	1					12x, last vs. LSU (5/8/22)		
Triples	1		3x, last at Mississippi State (3/25)	1					6x, last at Mississippi State (3/25/22)		
Home Runs	1		4x, last at Tennessee (4/17)	1					4x, last at Tennessee (4/17/22)		
RBI	2		2x, last at Ole Miss (4/9)	2					6x, last at Ole Miss (4/9/22)		
Runs	3		2x, last at Ole Miss (4/8)	3					2x, last at Ole Miss (4/8/22)		
Walks	2		2x, last at Jacksonville State (5/10)	3					vs. Jacksonville State (3/10/21)		
Stolen Bases	2		vs. Murray State (3/5)	2					vs. Murray State (3/5/22)		

#11 WILLIAM HAMITER, OF - JR.

LAST 5 GAMES: 4 G/4 GS - .286 (4-14), 2B, HR, 5 RBI, R

LAST 10 GAMES: 8 G/8 GS - .250 (7-28), 2 2B, HR, 7 RBI, R

CURRENT STREAK: N/A

- Suffered a foot injury at Texas that kept him out for over a month until his return on April 1
- Recorded three hits, including a home run, to go with one run and a team-high three RBI at Auburn
- Notched a pair of hits, including a double, to go with two RBI in the LSU series
- Returned to action starting all three games in right field at South Carolina, totaling two hits, including a double, to go with two RBI and a pair of hit-by-pitch
- Missed Sunday's game vs. Georgia but finished the weekend with a home run, RBI, run and walk
- Recorded one hit and a hit-by-pitch across the weekend at top-ranked Tennessee
- Made his first start in the outfield since Feb. 26, going 1-for-3 with a walk vs. Belmont on April 12
- Totaled four hits to go with an RBI and a walk across the series at Ole Miss
- Worked in three games vs. Texas A&M, batting .400 (2-5) with a 2B, four RBI, a run and two walks
- Tallied one walk in two starts at No. 1 Texas, exiting game two of the series early due to injury
- Led the Tide with a .500 (6-12) average against Xavier, totaling three doubles, two RBI, one run and a pair of walks on Opening Weekend
- Put together a five-game hitting streak from April 2-9, batting .444 (8-18) with a double, one homer, nine RBI, three runs and three walks during that stretch

CAREER TOTALS

YEAR	GP-GS	AVG	AB	R	H	2B	3B	HR	RBI	BB	SO	SB-A
2020	3-0	.333	3	0	1	0	0	0	0	0	0	0-0
2021	53-53	.271	203	35	55	11	1	4	34	22	45	1-2
2022	29-27	.273	99	8	27	6	0	3	21	10	22	0-0
TOTALS	85-80	.272	305	43	83	17	1	7	55	32	67	1-2

CAREER SEC TOTALS

YEAR	GP-GS	AVG	AB	R	H	2B	3B	HR	RBI	BB	SO	SB-A
2020	--	--	--	--	--	--	--	--	--	--	--	--
2021	25-25	.235	98	16	23	2	1	3	8	8	26	1-1
2022	19-17	.227	66	3	15	3	0	2	13	4	17	0-0
TOTALS	44-42	.232	164	19	38	5	1	5	21	12	43	1-1

2022 SEASON HIGHS

CAREER HIGHS											
Hits	3		at Ole Miss (4/8)	3					6x, last at Ole Miss (4/8/21)		
Doubles	2		vs. Xavier (2/20)	2					2x, last vs. Xavier (2/20/22)		
Triples	N/A			1					at Kentucky (4/23/21)		
Home Runs	1		3x, last at Auburn (5/14)	1					7x, last at Auburn (5/14/22)		
RBI	4		vs. Samford (4/5)	4					vs. Samford (4/5/22)		
Runs	2		vs. Samford (4/5)	3					vs. Wright State (2/26/21)		
Walks	2		3x, last vs. UAB (4/19)	2					6x, last vs. UAB (4/19/22)		
Stolen Bases	N/A			1					at Vanderbilt (5/7/21)		

#13 BRYCE EBLIN, INF - SO.

LAST 5 GAMES: 5 G/5 GS - .059 (1-17), 2 R, 2 BB

LAST 10 GAMES: 10 G/10 GS - .162 (6-37), 2B, 5 R, 3 BB

CURRENT STREAK: N/A

- Suffered a shoulder injury on Feb. 22 that limited his playing time for nearly a month
- Started two games at second base at Auburn but did not record a hit
- Totaled two runs and a pair of walks in the series with LSU
- Tallied three hits and a run scored across three starts at South Carolina
- Drew three walks to go with one hit and a run scored at top-ranked Tennessee
- Led all Tide hitters against Texas A&M, batting .583 (7-12) with a double, two RBI, three runs, a walk and one stolen base in his three starts at second base
- Recorded three hits, including a double, to go with two RBI in three starts at Mississippi State
- Started all three games vs. Florida, finishing 3-for-11 with a double, an RBI, three runs and a walk
- Reached base safely in 14 straight games from March 26-April 8
- Put together an eight-game hitting streak from March 26-April 8, batting .455 (15-33) with three doubles, a home run, eight RBI, seven runs, two walks and a stolen base during that stretch
- Recorded a hit in six straight SEC games from March 26-April 8, batting .440 (11-25) with three doubles, four RBI, four runs, a walk and one stolen base over the streak

CAREER TOTALS

YEAR	GP-GS	AVG	AB	R	H	2B	3B	HR	RBI	BB	SO	SB-A
2021	16-10	.342	38	9	13	5	0	0	8	7	8	0-0
2022	40-38	.248	133	23	33	6	0	1	15	13	26	2-3
TOTALS	56-48	.269	171	32	46	11	0	1	23	20	34	2-3

CAREER SEC TOTALS

YEAR	GP-GS	AVG	AB	R	H	2B	3B	HR	RBI	BB	SO	SB-A
2021	7-4	.412	17	3	7	2	0	0	3	2	3	0-0
2022	26-26	.204	93	14	19	4	0	0	6	8	25	1-2
TOTALS	33-30	.236	110	17	26	6	0	0	9	10	28	1-2

2022 SEASON HIGHS

CAREER HIGHS											
Hits	4		vs. Texas A&M (4/3)	4					vs. Texas A&M (4/3/22)		
Doubles	1		6x, last at Samford (4/26)	1					11x, last at Samford (4/26/22)		
Triples	N/A			N/A							
Home Runs	1		vs. South Alabama (3/29)	1					vs. South Alabama (3/29/22)		
RBI	3		vs. South Alabama (3/29)	3					vs. South Alabama (3/29/22)		
Runs	3		vs. Texas A&M (4/2)	4					vs. Samford (4/13/21)		
Walks	2		vs. LSU (5/7)	4					vs. Samford (4/13/21)		
Stolen Bases	1		2x, last vs. Texas A&M (4/3)	1					2x, last vs. Texas A&M (4/3/22)		

2022 PLAYER BIOS

#16 OWEN DIODATI, OF - JR.

LAST 5 GAMES: 4 G/2 GS - .250 (2-8), 2B, 2 R, 3 BB

LAST 10 GAMES: 7 G/5 GS - .278 (5-18), 2B, 4 R, 4 BB, 1-1 SB

CURRENT STREAK: N/A

- Seen time in the outfield and at designated hitter as a junior
- Selected to the 2022 SEC Community Service Team
- Tied for second on Alabama in home runs (8) while ranking fourth in slugging (.449)
- Homered in three straight games from March 19-23, the first UA player to do so since 2018
- Entered as a pinch-hitter in one game at Auburn
- Saw time in two games with one start against LSU, finishing with a hit and one walk
- Finished a perfect 3-for-3 with a walk, two runs and one stolen base at Samford on April 26
- Drew a walk, was hit by a pitch and tallied one hit in the Georgia series
- Recorded two home runs to go with two RBI and two runs in three starts at Tennessee
- Saw time in two games against Texas A&M, finishing with a hit and one run scored
- Totaled two hits, including a double, to go with three RBI, two runs, a hit-by-pitch and a team-high six walks at Mississippi State
- Led the Tide hitters with a .455 (5-11) weekend against Florida that included a double, one home run, four RBI, four runs scored and two walks
- Totaled two hits, including one homer, to go with three RBI, two runs and a walk against Xavier
- Walked it off for the Tide on Opening Day with a game-winning, two-run home run on Feb. 18
- Reached base safely in 12 straight games from March 12-April 1
- Posted a seven-game hitting streak from March 13-25, batting .385 (10-26) with four doubles, three home runs, eight RBI, seven runs scored and four walks during that stretch

CAREER TOTALS

YEAR	GP-GS	AVG	AB	R	H	2B	3B	HR	RBI	BB	SO	SB-A
2020	17-14	.309	55	13	17	3	1	5	22	13	13	1-1
2021	56-55	.230	200	30	46	3	1	11	40	19	61	1-2
2022	45-38	.238	147	23	35	7	0	8	23	19	38	3-3
TOTALS	118-107	.244	402	66	98	13	2	24	85	51	112	5-6

CAREER SEC TOTALS

YEAR	GP-GS	AVG	AB	R	H	2B	3B	HR	RBI	BB	SO	SB-A
2020	--	--	--	--	--	--	--	--	--	--	--	--
2021	27-26	.232	99	12	23	1	0	7	22	5	35	1-1
2022	20-17	.194	62	9	12	2	0	4	9	10	18	0-0
TOTALS	47-43	.217	161	21	35	3	0	11	31	15	53	1-1

2022 SEASON HIGHS

Hits	3	2x, last at Samford (4/26)	3						5x, last at Samford (4/26/22)			
Doubles	1	7x, last at Jacksonville State (5/10)	1						13x, last at Jacksonville State (5/10/22)			
Triples	N/A		1						2x, last vs. UT-Martin (2/24/21)			
Home Runs	2	at Tennessee (4/15)	2						2x, last at Tennessee (4/15/20)			
RBI	2	6x, last at Tennessee (4/15)	4						5x, last vs. Auburn (4/17/21)			
Runs	2	5x, last at Jacksonville State (5/10)	4						vs. Northeastern (2/14/20)			
Walks	2	5x, last at Jacksonville State (5/10)	5						vs. Harvard (2/28/20)			
Stolen Bases	1	3x, last at Samford (4/26)	1						5x, last at Samford (4/26/22)			

CAREER HIGHS

#17 HUNTER SUTE, C - FR.

LAST 5 GAMES: N/A

LAST 10 GAMES: N/A

CURRENT STREAK: N/A

- Attended American Christian Academy in Tuscaloosa
- The second-ranked catcher and 16th overall player in Alabama by Prep Baseball Report
- Rated as the No. 3 catcher and No. 39 recruit in the state by Perfect Game

CAREER TOTALS

YEAR	GP-GS	AVG	AB	R	H	2B	3B	HR	RBI	BB	SO	SB-A
2022	--	--	--	--	--	--	--	--	--	--	--	--
TOTALS	--	--	--	--	--	--	--	--	--	--	--	--

CAREER SEC TOTALS

YEAR	GP-GS	AVG	AB	R	H	2B	3B	HR	RBI	BB	SO	SB-A
2022	--	--	--	--	--	--	--	--	--	--	--	--
TOTALS	--	--	--	--	--	--	--	--	--	--	--	--

2022 SEASON HIGHS

Hits	N/A								N/A			
Doubles	N/A								N/A			
Triples	N/A								N/A			
Home Runs	N/A								N/A			
RBI	N/A								N/A			
Runs	N/A								N/A			
Walks	N/A								N/A			
Stolen Bases	N/A								N/A			

CAREER HIGHS

#18 DREW WILLIAMSON, INF - SR.

LAST 5 GAMES: 5 G/5 GS - .333 (6-18), 2B, HR, 5 RBI, 5 R, 3 BB

LAST 10 GAMES: 10 G/10 GS - .270 (10-37), 3 2B, HR, 8 RBI, 7 R, 6 BB

CURRENT STREAK: 5 G hitting - .333 (6-18), 2B, HR, 5 RBI, 5 R, 3 BB

- Alabama's starting first baseman who ranks second in the SEC for double plays turned with 36
- Paces the Crimson Tide in hits (57) and RBI (42) while tying for the team lead in multi-hit games (16) and multi-RBI games (12)
- Tied for the team lead in doubles (12) and walks (23) while tying for second in home runs (8)
- Totaled a team-high 24 RBI in SEC play to tie for 12th among league hitters
- Recorded seven multi-RBI games against conference opponents to lead the Tide while ranking second in multi-hit games (9) in league play
- Reached base safely in 16 straight games from Feb. 19-March 13, 19 consecutive matchups from March 27-April 29, and has gotten aboard in 45 of the Tide's 51 total contests this season
- Paced the Tide hitters with a .429 (3-7) showing that included a home run, two RBI, a pair of runs scored and one walk at Auburn
- Finished with two hits in the LSU series, including a double, to go with three RBI, a run and a walk
- Batted .300 (3-10) with a double, three RBI, two runs and a pair of walks at South Carolina
- Contributed four hits, including a home run, to go with an RBI and run scored against Georgia
- Stayed hot with a .417 (5-12) weekend at Tennessee that included a triple, one home run, three RBI and two runs scored
- Led UA in RBI (8) and walks (4) across the weekend at Ole Miss, batting .400 (4-10) with a double, a grand slam, four runs and a hit-by-pitch to add to his line
- Batted .455 (5-11) with a double, an RBI, three runs and three walks in the series with Texas A&M
- Homered as part of a 3-for-12 effort at State that included three hits, two RBI, two runs and a BB
- Notched one hit, an RBI and one walk in the series with Florida
- Put together a nine-game hitting streak from April 15-28, batting .378 (14-37) with two doubles, a triple, two home runs, seven RBI, five runs and three walks across that stretch
- Recorded an eight-game hitting streak from March 27-April 9, batting .482 (13-27) with two doubles, a pair of home runs (one grand slam), 13 RBI, 11 runs and eight walks during that time
- Tallied a six-game hitting streak in SEC play from March 27-April 9, posting a .524 (11-21) average to go with two doubles, two home runs (one grand slam), 11 RBI, nine runs and seven walks
- Put together a 12-game hitting streak from Feb. 19-March 6, batting .362 (17-47) with five doubles, two homers, 11 RBI, seven runs, three walks, a hit-by-pitch and one stolen base during that time

CAREER TOTALS

YEAR	GP-GS	AVG	AB	R	H	2B	3B	HR	RBI	BB	SO	SB-A
2019	54-53	.290	176	27	51	8	1	2	21	40	50	4-5
2020	16-16	.340	50	14	17	2	1	1	6	18	11	5-5
2021	48-47	.255	165	33	42	12	0	4	21	26	41	3-3
2022	51-51	.298	191	34	57	12	1	8	42	23	48	1-4
TOTALS	169-167	.287	582	108	167	34	3	15	90	107	150	13-17

CAREER SEC TOTALS

YEAR	GP-GS	AVG	AB	R	H	2B	3B	HR	RBI	BB	SO	SB-A
2019	30-30	.238	105	9	25	5	0	1	10	18	35	1-1
2020	--	--	--	--	--	--	--	--	--	--	--	--
2021	22-22	.307	75	12	23	7	0	3	12	12	21	2-2
2022	26-26	.306	98	17	30	4	1	5	24	13	26	0-1
TOTALS	78-78	.281	278	38	78	16	1	9	46	43	82	3-4

2022 SEASON HIGHS

Hits	3	at Ole Miss (4/9)	4						2x, last vs. Auburn (4/17/21)			
Doubles	2	at Texas (2/25)	2						2x, last at Texas (2/25/22)			
Triples	1	at Tennessee (4/15)	1						3x, last at Tennessee (4/15/22)			
Home Runs	1	8x, last at Auburn (5/13)	1						15x, last at Auburn (5/13/22)			
RBI	5	at Ole Miss (4/9)	5						at Ole Miss (4/9/22)			
Runs	3	at Ole Miss (4/9)	3						2x, last at Ole Miss (4/9/22)			
Walks	3	vs. North Alabama (3/9)	4						at UAB (3/10/20)			
Stolen Bases	1	vs. Murray State (3/6)	2						2x, last vs. Lipscomb (3/7/20)			

CAREER HIGHS

2022 PLAYER BIOS

#20 TOMMY SEIDL, OF - SR.

LAST 5 GAMES: 5 G/3 GS - .444 (4-9), HR, 2 RBI, 3 R, HBP

LAST 10 GAMES: 10 G/6 GS - .381 (8-21), HR, 4 RBI, 3 R, BB, HBP

CURRENT STREAK: N/A

- Tied for 12th in the SEC and leads UA in stolen bases with 11 across his 12 chances
- Went 1-for-4 in his two games of action (one start) at Auburn
- Played in all three games with two starts against LSU, tallying two hits and an RBI
- Saw time in three games with one start at South Carolina, recording a hit and a walk
- Notched one a hit, a walk and a stolen base in the series at top-ranked Tennessee
- Batted .333 (4-12) with a home run, two RBI, two runs, three walks, a HBP and one SB at Ole Miss
- Recorded a team-high five runs and three walks to go with two hits and a SB vs. Texas A&M
- Went 3-for-10 with a double, two RBI, four runs, two BB, three HBP and one stolen base at MSU
- Totaled three runs, a walk, two hit-by-pitch and one hit in the Florida series
- Reached base safely in 16 straight games from March 18-April 12
- Recorded a five-game hitting streak from Feb. 27-March 5, batting .524 (11-21) with a double, one home run, three RBI, two runs and three stolen bases in as many attempts during that stretch

CAREER TOTALS (at Alabama)

YEAR	GP-GS	AVG	AB	R	H	2B	3B	HR	RBI	BB	SO	SB-A
2022	49-45	.318	170	31	54	9	0	3	22	17	35	11-12
TOTALS	49-45	.318	170	31	54	9	0	3	22	17	35	11-12

CAREER SEC TOTALS (at Alabama)

YEAR	GP-GS	AVG	AB	R	H	2B	3B	HR	RBI	BB	SO	SB-A
2022	26-22	.200	80	14	16	2	0	1	5	11	26	4-5
TOTALS	26-22	.200	80	14	16	2	0	1	5	11	26	4-5

2022 SEASON HIGHS

2022 SEASON HIGHS	CAREER HIGHS (at Alabama)
Hits 4	vs. UAB (4/19)
Doubles 2	vs. Binghamton (3/11)
Triples N/A	N/A
Home Runs 1	3x, last at Jacksonville State (5/10)
RBI 4	vs. Binghamton (3/11)
Runs 3	2x, last at Jacksonville State (5/10)
Walks 2	4x, last at Ole Miss (4/8)
Stolen Bases 2	2x, last vs. Binghamton (3/12)

#21 ANDREW PINCKNEY, OF - R-SO.

LAST 5 GAMES: 5 G/5 GS - .316 (6-19), 2B, HR, 3 RBI, 5 R, 2 BB

LAST 10 GAMES: 10 G/10 GS - .375 (15-40), 4 2B, HR, 7 RBI, 9 R, 4 BB, 1-1 SB

CURRENT STREAK: N/A

- Recorded a team-high tying three triples to tie for sixth in the SEC
- Paces UA in runs (41) and slugging (.523) while tying for the team lead in average (.318)
- Tied for the team lead with 16 multi-hit games, including a team-best 10 in SEC play
- Leads the Tide in average (.333), hits (32), doubles (8), runs (23) and slugging (.563) in SEC action
- Tied for seventh in doubles among league bats during SEC play
- Got aboard in 12 straight SEC matchups from March 20-April 16 and 21 of 26 total league pairings
- Batted .375 (3-8) with a double and one run scored at Auburn
- Recorded three hits, including a double, to go with three RBI, two runs and a pair of walks vs. LSU
- Led all Tide hitters with a .450 (5-11) series at South Carolina, totaling 2 2B, three runs and a BB
- Went 4-for-10 with a home run, two RBI, one run and a hit-by-pitch in the Georgia series
- Led the Alabama offense with a .500 (6-12) weekend at Ole Miss that included two doubles, a home run, one RBI and three walks to go with a team-high six runs scored
- Finished 3-for-12 with a double, one HR, an RBI, three runs, a walk and a HBP at Mississippi State
- Recorded three hits, including a home run, to go with two RBI, two runs and two HBP vs. Florida
- Got aboard in 13 straight games from March 20-April 10
- Reached base safely in 10 straight games from Feb. 22-March 6
- Posted a six-game hitting streak from Feb. 22-March 1, batting .350 (7-20) with a triple, one homer, two RBI, three runs scored and a walk across that stretch

CAREER TOTALS

YEAR	GP-GS	AVG	AB	R	H	2B	3B	HR	RBI	BB	SO	SB-A
2020	--	--	--	--	--	--	--	--	--	--	--	--
2021	45-24	.245	102	16	25	6	0	1	11	3	37	2-3
2022	51-49	.318	176	41	56	12	3	6	26	16	38	4-6
TOTALS	96-73	.291	278	57	81	18	3	7	37	19	75	6-9

CAREER SEC TOTALS

YEAR	GP-GS	AVG	AB	R	H	2B	3B	HR	RBI	BB	SO	SB-A
2020	--	--	--	--	--	--	--	--	--	--	--	--
2021	23-12	.200	45	7	9	2	0	1	3	1	19	0-1
2022	26-26	.333	96	23	32	8	1	4	13	9	24	1-2
TOTALS	49-38	.291	141	30	41	10	1	5	16	10	43	1-3

2022 SEASON HIGHS

2022 SEASON HIGHS	CAREER HIGHS
Hits 3	5x, last at Auburn (5/13)
Doubles 1	12x, last at Auburn (5/13)
Triples 1	3x, last vs. Texas A&M (4/2)
Home Runs 1	6x, last at Jacksonville State (5/10)
RBI 2	8x, last at Jacksonville State (5/10)
Runs 3	3x, last at Jacksonville State (5/10)
Walks 1	16x, last at Jacksonville State (5/10)
Stolen Bases 1	4x, last at Samford (4/26)

#22 CAMDEN HAYSLIP, OF - FR.

LAST 5 GAMES: 1 G/0 GS - .000 (0-2)

LAST 10 GAMES: 2 G/0 GS - .000 (0-3)

CURRENT STREAK: N/A

- Came in as a defensive replacement in RF and finished 0-for-2 vs. Jacksonville State on May 10
- Went 0-for-1 at Samford on April 26
- Earned the start in the final two games of the Murray State series, finishing the weekend 2-for-6 with an RBI and one run scored
- Came off the bench in right and recorded his first career hit - a home run - to go with an RBI and one run scored against Troy on March 2
- Entered as a pinch-hitter and remained in the game in right field for his first collegiate action against Alabama State on Feb. 23
- Attended Friendship Christian High School in Lebanon, Tenn.
- The top-rated outfielder and second-ranked recruit from Tennessee by Perfect Game
- A premier prospect who PG also rated as the nation's No. 7 outfielder and 28th prospect overall
- Earned All-America accolades from both Under Armour and Perfect Game in 2021
- Selected to MaxPreps Small School All-America Team following his senior season at FCHS

CAREER TOTALS

YEAR	GP-GS	AVG	AB	R	H	2B	3B	HR	RBI	BB	SO	SB-A
2022	7-2	.231	13	2	3	0	0	1	3	0	5	0-0
TOTALS	7-2	.231	13	2	3	0	0	1	3	0	5	0-0

CAREER SEC TOTALS

YEAR	GP-GS	AVG	AB	R	H	2B	3B	HR	RBI	BB	SO	SB-A
2022	--	--	--	--	--	--	--	--	--	--	--	--
TOTALS	--	--	--	--	--	--	--	--	--	--	--	--

2022 SEASON HIGHS

2022 SEASON HIGHS	CAREER HIGHS
Hits 2	vs. Murray State (3/5)
Doubles N/A	N/A
Triples N/A	N/A
Home Runs 1	vs. Troy (3/2)
RBI 1	3x, last vs. Samford (4/5)
Runs 1	2x, last vs. Murray State (3/5)
Walks N/A	N/A
Stolen Bases N/A	N/A

#24 ERIC FOGGO, INF - GR.

LAST 5 GAMES: 2 G/0 GS - .500 (1-2), HR, RBI, R

LAST 10 GAMES: 3 G/0 GS - .333 (1-3), HR, RBI, R

CURRENT STREAK: N/A

- A big bat who has seen playing time at designated hitter
- Homered in back-to-back games from March 11-12
- Went 0-for-1 as a pinch-hitter at Jacksonville State on May 10
- Came in to pinch-hit in the series finale against LSU, homering in his lone at-bat
- Drew a walk in his plate appearance during the series finale at top-ranked Tennessee
- Got the start in game two of the series with Texas A&M, going 0-for-2 with an RBI
- Started all three games at DH against Florida, totaling two hits, a pair of runs and one walk
- Got the start in all three games against Binghamton, finishing 3-for-11 with two home runs, two RBI, three runs scored and one walk
- Started the series finale against Murray State on March 6, delivering the eventual game-winning home run as part of a 2-for-3 day that included two RBI, a run and one walk
- Doubled in his first career at-bat with the Tide on Feb. 23 against Alabama State
- Spent four seasons at Stetson, playing in 154 combined games with 136 starts
- Finished with a career .261 (135-517) average that included 23 doubles, two triples and 23 homers
- Attended Hilton Head High School in Hilton Head, S.C.

CAREER TOTALS (at Alabama)

YEAR	GP-GS	AVG	AB	R	H	2B	3B	HR	RBI	BB	SO	SB-A
2022	19-10	.268	41	8	11	2	0	4	6	5	13	0-0
TOTALS	19-10	.268	41	8	11	2	0	4	6	5	13	0-0

CAREER SEC TOTALS (at Alabama)

YEAR	GP-GS	AVG	AB	R	H	2B	3B	HR	RBI	BB	SO	SB-A
2022	6-4	.250	12	3	3	0	0	1	2	2	4	0-0
TOTALS	6-4	.250	12	3	3	0	0	1	2	2	4	0-0

2022 SEASON HIGHS

2022 SEASON HIGHS	CAREER HIGHS (at Alabama)
Hits 2	3x, last vs. Florida (3/19)
Doubles 1	2x, last vs. South Alabama (3/29)
Triples N/A	N/A
Home Runs 1	4x, last vs. LSU (5/8)
RBI 2	vs. Murray State (3/6)
Runs 2	vs. Binghamton (3/12)
Walks 1	5x, last at Tennessee (4/17)
Stolen Bases N/A	N/A

2022 PLAYER BIOS

#25 DAVIS HELLER, INF - JR.

LAST 5 GAMES: 1 G/0 GS - .000 (0-1)

LAST 10 GAMES: 2 G/0 GS - .000 (0-1), BB

CURRENT STREAK: N/A

- Entered as a pinch-hitter at Jacksonville State on May 10, finishing 0-for-1 at the plate
- Drew a walk in his pinch-hit opportunity at Samford on April 26
- Pinch-hit against Samford on April 5 and drew a walk in his lone plate appearance
- Saw time in two games against Binghamton, finishing 0-for-2 at the plate
- Started at first base in the series opener with Murray State
- Got the start at first against Troy on March 2, finishing 1-for-3 with a double and a run scored
- Came off the bench for a pinch-hit RBI-single against Alabama State on Feb. 23
- Suffered a season-ending injury in the Crimson Tide's final regular-season series in 2021

CAREER TOTALS (at Alabama)

YEAR	GP-GS	AVG	AB	R	H	2B	3B	HR	RBI	BB	SO	SB-A
2021	15-5	.222	27	6	6	0	0	0	0	6	10	0-0
2022	8-2	.200	10	1	2	1	0	0	1	2	5	0-0
TOTALS	23-7	.216	37	7	8	1	0	0	1	9	15	0-0

CAREER SEC TOTALS (at Alabama)

YEAR	GP-GS	AVG	AB	R	H	2B	3B	HR	RBI	BB	SO	SB-A
2021	7-3	.455	11	3	5	0	0	0	0	1	3	0-0
2022	--	--	--	--	--	--	--	--	--	--	--	--
TOTALS	7-3	.455	11	3	5	0	0	0	0	1	3	0-0

2022 SEASON HIGHS

Hits	1	2x, last vs. Troy (3/2)	4								at LSU (5/14/21)	
Doubles	1	vs. Troy (3/2)	1								vs. Troy (3/2/22)	
Triples	N/A		N/A									
Home Runs	N/A		N/A									
RBI	1	vs. Alabama State (2/23)	1								vs. Alabama State (2/23/22)	
Runs	1	vs. Troy (3/2)	1								7x, last vs. Troy (3/2/22)	
Walks	1	2x, last at Samford (4/26)	3								vs. Wright State - GM 1 (2/27/21)	
Stolen Bases	N/A		N/A									

#31 WILL PORTERA, C/INF - R-FR.

LAST 5 GAMES: 3 G/1 GS - .250 (2-8), RBI

LAST 10 GAMES: 4 G/1 GS - .250 (2-8), RBI

CURRENT STREAK: N/A

- Versatile utility man who can play on the infield or at catcher for the Crimson Tide
- Came in as a defensive replacement in the series opener at Auburn and recorded one hit
- Saw playing time at catcher in the series finale against LSU, finishing 0-for-1 at the plate
- Entered at catcher for an inning before moving to second base in the April 26 contest at Samford
- Came in as a defensive replacement at catcher in the series finale at top-ranked Tennessee
- Finished 2-for-4 with a run scored in his start at catcher against Samford on April 5
- Entered at catcher in game two of the series with Florida
- Saw time in all three games against Binghamton, finishing with two hits, an RBI, one run, a pair of hit-by-pitch and one stolen base
- Worked in three games with one start at top-ranked Texas
- Saw his first career action against Alabama State on Feb. 23, earning the start at catcher and finishing 1-for-3 with a double, one run and a walk
- Did not see playing time in his first year with Alabama
- Came to UA from Memphis University School in Memphis, Tenn.
- The No. 4 shortstop and 44th-ranked player in Tennessee by Prep Baseball Report
- Rated as Perfect Game's No. 8 shortstop and the No. 23 prospect in the state

CAREER TOTALS

YEAR	GP-GS	AVG	AB	R	H	2B	3B	HR	RBI	BB	SO	SB-A
2021	--	--	--	--	--	--	--	--	--	--	--	--
2022	16-5	.259	27	3	7	1	0	0	2	1	4	1-1
TOTALS	16-5	.259	27	3	7	1	0	0	2	1	4	1-1

CAREER SEC TOTALS

YEAR	GP-GS	AVG	AB	R	H	2B	3B	HR	RBI	BB	SO	SB-A
2021	--	--	--	--	--	--	--	--	--	--	--	--
2022	4-0	.333	3	0	1	0	0	0	0	0	1	0
TOTALS	4-0	.333	3	0	1	0	0	0	0	0	1	0

2022 SEASON HIGHS

Hits	2	vs. Samford (4/5)	2								vs. Samford (4/5/22)	
Doubles	1	vs. Alabama State (2/23)	1								vs. Alabama State (2/23/22)	
Triples	N/A		N/A									
Home Runs	N/A		N/A									
RBI	1	2x, last at Jacksonville State (5/10)	1								2x, last at Jacksonville State (5/10/22)	
Runs	1	3x, last vs. Samford (4/5)	1								3x, last vs. Samford (4/5/22)	
Walks	1	vs. Alabama State (2/23)	1								vs. Alabama State (2/23/22)	
Stolen Bases	1	vs. Binghamton (3/12)	1								vs. Binghamton (3/12/22)	

#44 ZANE DENTON, INF - JR.

LAST 5 GAMES: 5 G/5 GS - .211 (4-19), HR, 5 RBI, 2 R, 2 BB

LAST 10 GAMES: 10 G/10 GS - .154 (6-39), 2B, HR, 6 RBI, 3 R, 3 BB, HBP

CURRENT STREAK: N/A

- Alabama's starting third baseman who has seen time in every game as a junior
- Leads UA in home runs and total bases (100) while tying for the team lead in doubles (12)
- Recorded a team-high tying 12 multi-RBI games while tying for third with 14 multi-hit efforts
- Tied for the team lead in home runs with five during SEC play
- Homered in back-to-back games five times as a junior - March 1-2, March 9-11, March 13-16, April 9-10 and most recently from April 16-17
- Recorded a walk in his two starts at Auburn
- Went 3-for-5 with a grand slam and two runs to go with a career-high and Alabama season-high tying five RBI on May 10 at Jacksonville State
- Drew a pair of walks and added one hit in his three games of action against LSU
- Saw time in all three games at South Carolina, finishing with one hit
- Recorded one hit on the weekend with Georgia
- Batted .308 (4-13) with two home runs, three RBI and two runs scored at top-ranked Tennessee
- Homered twice and added a double while also contributing five RBI, three runs, two walks and a hit-by-pitch across his three starts at Ole Miss
- Recorded four hits, including a double, to go with two RBI and three runs at Mississippi State
- Batted .333 (4-12) with a home run, four RBI, three runs and a walk in the series with Florida while delivering the game-winning RBI-single in the finale with the Gators
- Recorded a seven-game hitting streak from April 9-19, batting .357 (10-28) with a double, four home runs, 10 RBI, six runs and five walks during that stretch
- Got aboard in 10 consecutive games from April 3-19
- Reached base safely in 10 straight games from March 5-20
- Put together a six-game hitting streak from March 5-March 18, batting .500 (11-22) with a double, four home runs, nine RBI, eight runs and six walks across the streak
- Recorded a five-game hitting streak from June 4, 2021-Feb. 20, 2022, batting .350 (7-20) with three doubles, one home run, three RBI, three runs and a pair of walks during the stretch
- Earned SEC All-Defensive Team recognition for his standout play at third base as a sophomore
- Also selected to the Newcomer All-SEC Team in 2021
- Selected to the 2022 Bobby Bragan Collegiate Slugger Award Watch List to start his junior season

CAREER TOTALS

YEAR	GP-GS	AVG	AB	R	H	2B	3B	HR	RBI	BB	SO	SB-A
2020	13-11	.220	41	5	9	3	1	0	9	3	11	0-0
2021	58-58	.308	221	40	68	10	0	10	40	35	52	2-2
2022	51-51	.254	205	31	52	12	0	12	41	21	58	0-2
TOTALS	122-120	.276	467	76	129	25	1	22	90	59	121	2-4

CAREER SEC TOTALS

YEAR	GP-GS	AVG	AB	R	H	2B	3B	HR	RBI	BB	SO	SB-A
2020	--	--	--	--	--	--	--	--	--	--	--	--
2021	29-29	.272	114	16	31	4	0	3	19	11	31	1-1
2022	26-26	.193	109	12	21	3	0	5	16	6	37	0-2
TOTALS	55-55	.233	223	28	52	7	0	8	35	17	68	1-3

2022 SEASON HIGHS

Hits	3	5x, last at Jacksonville State (5/10)	3								11x, last at Jacksonville State (5/10/22)	
Doubles	1	11x, last at Samford (4/26)	1								24x, last at Samford (4/26/22)	
Triples	N/A		1								vs. Lipscomb (3/8/20)	
Home Runs	1	11x, last at Tennessee (4/17)	1								21x, last at Tennessee (4/17/22)	
RBI	5	at Jacksonville State (5/10)	5								at Jacksonville State (5/10/22)	
Runs	3	vs. Binghamton (3/12)	3								vs. Binghamton (3/12/22)	
Walks	2	6x, last vs. UAB (4/19)	3								3x, last vs. South Carolina (5/25/21)	
Stolen Bases	N/A		1								2x, last at Texas A&M (4/10/21)	

2022 SINGLE-GAME HIGHS

ALABAMA

Runs, Game	14 vs. Binghamton (3/12)
Runs, Inning	8, 4th inning vs. Binghamton (3/12)
Hits, Game	18, at Jacksonville State (5/10)
Hits, Inning	6, 1st inning vs. Binghamton (3/12)
Consecutive Hits, Inning	5, 4th inning vs. South Alabama (3/29)
Doubles	6 vs. Troy (3/2)
Triples	1, 7x, last at Tennessee (4/15)
Home Runs	3, 6x, last at Jacksonville State (5/10)
Extra-Base Hits	9 vs. Troy (3/2)
Stolen Bases	3, 3x, last vs. Texas A&M (4/3)
Left on Base	15 at Ole Miss (4/8)
Errors (Committed By)	4 vs. Florida (3/20)
Strikeouts	14 at Tennessee (4/17)
Walks	9 vs. Texas A&M (4/3)
Double Plays (Hit Into)	3 at Auburn (5/13)
Triple Plays (Hit Into)	N/A

OPPONENTS

Runs, Game	15, Tennessee (4/17)
Runs, Inning	7, 6th inning, Texas A&M (4/2)
Hits, Game	18, Florida (3/19)
Hits, Inning	6, 4th inning, Ole Miss (4/9)
Consecutive Hits, Inning	6, 4th inning, Ole Miss (4/9)
Doubles	5, North Alabama (3/9)
Triples	1, 4x, last South Carolina (4/29)
Home Runs	6, Ole Miss (4/9)
Extra-Base Hits	9, Ole Miss (4/9)
Stolen Bases	4, Belmont (4/12)
Left on Base	17, Xavier (2/19)
Errors (Committed By)	4, Texas A&M (4/2)
Strikeouts	15, twice, last LSU (5/8)
Walks	10, Xavier (2/19)
Double Plays (Hit Into)	(ties Alabama single-game record) 5, Jacksonville State (2/22)
Triple Plays (Hit Into)	N/A

INDIVIDUAL BATTING

Longest Hitting Streak	12 games, Williamson (2/19-3/6) and Jarvis (3/2-20)
Runs	3, 10x, last Pinckney and Seidl at Jacksonville State (5/10)
Hits	4, twice, last Seidl vs. UAB (4/19)
Doubles	2, 3x, last Seidl vs. Binghamton (3/11)
Triples	1, 7x, last Williamson at Tennessee (4/15)
Home Runs	2, twice, last Diodati at Tennessee (4/15)
Inside-the-Park Home Run	N/A
Consecutive Games with a Home Run	3, Diodati (3/19-23)
Runs Batted In	5, twice, last Denton at Jacksonville State (5/10)
Stolen Bases	2, 3x, last Seidl vs. Binghamton (3/12)
Strikeouts	3, 16x, last Hodo at Auburn (5/13)
Walks	3, 3x, last Rose at South Carolina (4/29)

INDIVIDUAL PITCHING

Innings Pitched, Starter	7.0, 4x, last McNairy at South Carolina (4/29)
Innings Pitched, Reliever	4.0, twice, last Guffey vs. LSU (5/6)
Strikeouts	9, McMillan vs. Texas A&M (4/1)
Walks	5, Hess vs. UAB (4/19)
Fewest Hits Allowed, Starter (5.0+ IP)	1, McNairy vs. Troy (3/2)
Consecutive Scoreless IP, Starter	14.2, McMillan (2/18-3/11)
Consecutive Scoreless IP, Reliever	10.2, Guffey (2/18-3/18)
Consecutive Scoreless Relief Appearances	5, twice, Guffey (2/18-3/9) and Hoopes (3/29-4/15)
Consecutive Saves Converted	2, 3x, Hoopes (2/22-3/6) and Ray (3/4-13), (4/15-24)
Longest Winning Streak, Starter	3, Hitt (2/20-4/10)

TEAM MISCELLANEOUS

Most Games Over .500	11 games (4/15)
Most Games Under .500	N/A
Longest Winning Streak	8 games (4/2-15)
Longest Losing Streak	5 games (4/16-23)
Largest Margin of Victory	12 vs. Binghamton (3/12)
Largest Margin of Defeat	11 at Tennessee (4/17)
Fewest Hits, Game	2 vs. Georgia (4/23)
Fewest Hits Allowed, Game	3, twice, last vs. Georgia (4/24)

STARTS BY POSITION

Pitcher (6)	- McMillan (13), Jean (6), Hitt (12), McNairy (10), Banks (2), Hess (8)
Catcher (2)	- Tamez (47), Portera (4)
First Base (2)	- Williamson (50), Heller (1)
Second Base (4)	- Eblin (37), Jarvis (2), Rose (11), Portera (1)
Third Base (2)	- Denton (50), Hodo (1)
Shortstop (3)	- Jarvis (49), Eblin (1), Denton (1)
Left Field (4)	- Seidl (30), Diodati (19), Hodo (1), Hamiter (1)
Center Field (2)	- Pinckney (27), Rose (24)
Right Field (4)	- Hamiter (13), Pinckney (22), Seidl (15), Hayslip (1)
Designated Hitter (8)	- Diodati (19), Hodo (5), Tamez (1), Williamson (1), Heller (1), Hayslip (1), Foggo (10), Hamiter (13)

STARTS BY BATTING ORDER

1 (3)	- Williamson (7), Jarvis (43), Rose (1)
2 (11)	- Tamez (11), Denton (3), Williamson (6), Seidl (17), Foggo (1), Eblin (1), Hodo (1), Pinckney (8), Diodati (1), Rose (1), Jarvis (1)
3 (5)	- Denton (31), Hamiter (4), Williamson (14), Tamez (1), Pinckney (1)
4 (7)	- Hamiter (11), Diodati (6), Tamez (11), Denton (9), Williamson (9), Seidl (4), Pinckney (1)
5 (8)	- Diodati (12), Pinckney (4), Hodo (1), Seidl (9), Tamez (12), Williamson (5), Eblin (1), Hamiter (7)
6 (11)	- Pinckney (13), Hodo (2), Jarvis (2), Seidl (7), Foggo (6), Diodati (7), Rose (2), Williamson (4), Eblin (1), Hamiter (4), Denton (3)
7 (11)	- Eblin (5), Seidl (5), Jarvis (3), Hodo (2), Rose (5), Diodati (8), Foggo (1), Pinckney (9), Williamson (5), Tamez (4), Denton (4)
8 (13)	- Seidl (1), Rose (7), Pinckney (10), Portera (1), Diodati (4), Heller (1), Hayslip (1), Foggo (2), Eblin (17), Williamson (1), Hamiter (1), Tamez (4), Denton (1)
9 (10)	- Jarvis (2), Eblin (13), Portera (4), Rose (19), Pinckney (3), Heller (1), Hayslip (1), Hodo (1), Tamez (5), Seidl (2)

CRIMSON TIDE AT A GLANCE

Overall Record	27-24
Current Streak	Lost 2
Series Record	7-9-0
Home	20-10
Road	7-14
Neutral	0-0
Day/Night	20-11/7-13
vs. Top-25 Teams	7-13
In February	5-3
In March	10-8
In April	10-9
In May	2-4
In June	0-0
vs. RHS/LHS	17-21/10-3
Alabama Scores First	18-7
Comeback Wins	12
Losses After Leading	11
Extra Innings	1-1
One-Run Games	6-12
Two-Run Games	3-4
Leading After 6/7/8	24-2/26-2/24-1
Trailing After 6/7/8	3-19/1-19/2-21
Alabama Out-Hits Opponent	22-7
Opponent Out-Hits Alabama	4-14
Two Teams Match on Hits	1-3

LAST TIME IT HAPPENED...

INDIVIDUAL

Four Hits in One Game

Alabama:	Tommy Seidl (4-5) vs. UAB (April 19, 2022)
Opponent:	Jorel Ortega (4-5) of Tennessee (April 17, 2022)

Five Hits in One Game

Alabama:	Brett Auerbach (5-5) vs. Northern Kentucky (March 8, 2019)
Opponent:	John Cable (5-5) of Georgia (May 17, 2019)

Six Hits in One Game

Alabama:	Has not occurred
Opponent:	Kendrick Moore of Arkansas (May 20, 1995)

Three Runs in One Game

Alabama:	Andrew Pinckney and Tommy Seidl at Jacksonville State (May 10, 2022)
Opponent:	Jordan Thompson of LSU (May 8, 2022)

Four Runs in One Game

Alabama:	Bryce Eblin vs. Samford (April 13, 2021)
Opponent:	Will Holland of Auburn - GM 2 (April 21, 2018)

Five Runs in One Game

Alabama:	Josh Rutledge vs. UIC (Feb. 27, 2010)
Opponent:	Alec Sayre of Wright State - GM 1 (Feb. 27, 2021)

Six+ Runs in One Game

Alabama:	6 by Craig Shipley at Georgia Southern (March 24, 1984)
----------	---------------------------------------------------------

Four RBI in One Game

Alabama:	William Hamiter vs. Samford (April 5, 2022)
Opponent:	Tyler McManus of LSU (May 8, 2022)

Five RBI in One Game

Alabama:	Zane Denton at Jacksonville State (May 10, 2022)
Opponent:	Trey Lipscomb of Tennessee (April 17, 2022)

Two Players with Five RBI in One Game

Alabama:	Casey Hughston and Kyle Overstreet vs. Maryland Eastern Shore (Feb. 15, 2015)
----------	-------------------------------------------------------------------------------

Six RBI in One Game

Alabama:	Tyler Gentry vs. South Alabama (March 3, 2020)
Opponent:	Andrew Eyster of South Carolina (April 30, 2022)

Seven RBI in One Game

Alabama:	Cody Henry vs. Alcorn State (April 18, 2017)
----------	----------------------------------------------

Eight RBI in One Game

Alabama:	Andy Phillips at UAB (April 14, 1999)
----------	---------------------------------------

Nine+ RBI in One Game

Alabama:	9 by Roberto Vaz at Auburn (April 12, 1997)
----------	---------------------------------------------

Two Doubles in One Game

Alabama:	Tommy Seidl vs. Binghamton (March 11, 2022)
Opponent:	Jack Capobianco of Belmont (April 12, 2022)

Three Doubles in One Game

Alabama:	Chandler Avant vs. New Mexico State (March 10, 2018)
Opponent:	Tanner Allen of Mississippi State (April 14, 2019)

Four Doubles in One Game

Alabama:	Mickey Kerns vs. Auburn (April 20, 1991)
----------	------------------------------------------

Two Triples in One Game

Alabama:	Georgie Salem vs. Mississippi Valley State - GM 2 (April 21, 2015)
----------	--------------------------------------------------------------------

Three Triples in One Game

Alabama:	Ken Chapman vs. Samford (March 22, 1960)
----------	------------------------------------------

Two Home Runs in One Inning

Alabama:	T.J. Reeves at Samford (April 9, 2019) (3rd inning)
----------	-----------------------------------------------------

Two Home Runs in One Game

Alabama:	Owen Diodati at Tennessee (April 15, 2022)
Opponent:	Tyler McManus of LSU (May 8, 2022)

Three Home Runs in One Game

Alabama:	G.W. Keller vs. Vanderbilt (May 8, 1999)
Opponent:	Jacob Gonzalez of Ole Miss (April 9, 2022)

Inside the Park Home Run

Alabama:	T.J. Reeves vs. Maine (March 19, 2019)
Opponent:	Kason Howell of Auburn (April 15, 2021)

Grand Slam Home Run

Alabama:	Zane Denton at Jacksonville State (May 10, 2022)
Opponent:	Matthew Golda of UAB (April 19, 2022)

Walkoff Home Run

Alabama:	Owen Diodati vs. Xavier (9th inning) (Feb. 18, 2022)
Opponent:	RJ Yeager of Mississippi State (10th inning) (March 25, 2022)

Game-Winning Home Run

Alabama:	Zane Denton at Ole Miss (April 9, 2022)
Opponent:	Cameron Brady of UT-Martin (March 1, 2022)

Back-to-Back Home Runs

Alabama:	Sam Praytor and Zane Denton vs. Troy (March 3, 2021)
Opponent:	Peyton Chatagnier and Jacob Gonzalez of Ole Miss (April 9, 2022)

Back-to-Back-to-Back Home Runs

Alabama:	T.J. Reeves, Morgan McCullough and Tyler Gentry at Samford (April 9, 2019)
Opponent:	Russ Sneed, Connor Powers and Ryan Duffy of Mississippi State (May 2, 2009)

Two Home Runs in the Same Inning

Alabama:	Drew Williamson and Eric Foggo vs. Binghamton (March 12, 2022) (1st inning)
Opponent:	Tyler McManus and Tre' Morgan of LSU (May 6, 2022) (5th inning)

Three+ Home Runs in the Same Inning

Alabama:	Reeves (2), McCullough, Gentry and Auerbach at Samford (April 9, 2019) (3rd inning)
Opponent:	Coltyn Kessler, John Rhodes and T.J. Collett of Kentucky - GM 2 (April 25, 2021) (2nd inning) T.J. Collett, Oraj Anu and John Rhodes of Kentucky - GM 2 (April 25, 2021) (5th inning)

Home Run to Lead Off a Game

Alabama:	Peyton Wilson vs. Missouri (April 30, 2021)
Opponent:	Luke Franzoni of Xavier (Feb. 18, 2022)

Home Run in Two Consecutive At-Bats

Alabama:	Owen Diodati at Tennessee (April 15, 2022)
Opponent:	Tyler McManus of LSU (May 8, 2022)

Home Run in Three Consecutive At-Bats

Alabama:	G.W. Keller vs. Niagara (March 7, 1999)
Opponent:	Tom Belza of Oklahoma State (May 29, 2009)

Pinch-Hit Home Run

Alabama:	Eric Foggo vs. LSU (May 8, 2022)
Opponent:	Tim Rowe of Ole Miss (April 8, 2017)

Home Run in 3 Straight Games

Alabama:	Owen Diodati (March 19-23, 2022)
----------	----------------------------------

Home Run in 4 Straight Games

Alabama:	Kent Matthes (March 7-14, 2009)
----------	---------------------------------

Home Run in 5 Straight Games

Alabama:	Kent Matthes (Feb. 22-March 3, 2009)
----------	--------------------------------------

Home Run in 6 Straight Games

Alabama:	Kent Matthes (Feb. 22-March 3, 2009)
----------	--------------------------------------

Hit for the Cycle

Alabama:	Josh Rutledge at South Alabama (April 22, 2009)
----------	-------------------------------------------------

Stole 3 Bases in One Game

Alabama:	Brett Auerbach at UAB (March 10, 2020)
Opponent:	Enrique Bradfield Jr. of Vanderbilt (May 7, 2021)

Stole 4 Bases in One Game

Alabama:	Scott McClanahan vs. Miami (Ohio) (Feb. 18, 2001)
Opponent:	Nick Crawford of UAB (March 24, 2009)

Stole 5 Bases in One Game

Alabama:	Ted Williams vs. Samford (March 5, 1986)
----------	------------------------------------------

Stole Home (Straight Steal)

Alabama:	Alex Kubal vs. Southeast Missouri State (Feb. 20, 2009)
Opponent:	Brandt Belk of Missouri (May 1, 2021)

Stole Home (Double Steal)

Alabama:	Morgan McCullough (HP) and Walker McCleney (2B) at South Alabama - GM 1 (March 2, 2019)
Opponent:	Carson Garner (HP) and Bryson Bloomer (2B) of Murray State (March 6, 2022)

Perfect Game

Alabama:	Al Drumheller, John Collins and Brett Sullenberger at South Florida (March 31, 1993)
Opponent:	Bruce Baudier of LSU (1967)

Nine-Inning No-Hitter

Alabama:	Justin Kamplain, Jay Shaw and Geoffrey Bramblett vs. Mississippi Valley St. (March 8, 2014)
----------	---------------------------------------------------------------------------------------------

Seven-Inning No-Hitter

Alabama:	Vince Barrantine at Auburn (March 27, 1981)
Opponent:	Robert Earl Sidell of Ole Miss (1962)

Complete Game One-Hitter

Alabama:	Lance Cormier vs. Winthrop (March 4, 2001)
Opponent:	Zack Lee of Kentucky - GM 2 (7 innings) (April 25, 2021)

Complete Game Two-Hitter

Alabama:	Geoffrey Bramblett vs. Georgia Southern (June 1, 2014)
Opponent:	Keaton McKinney of Arkansas (May 2, 2015)

Complete Game Three-Hitter

Alabama:	Charley Sullivan vs. Tennessee (March 15, 2013)
Opponent:	Tommy Mace of Florida (March 29, 2019)

Recorded 10+ Strikeouts

Alabama:	11 by Dylan Smith vs. Missouri (May 1, 2021)
Opponent:	10 by Drew Beam of Tennessee (April 17, 2022)

LAST TIME IT HAPPENED...

Recorded 15+ Strikeouts

Alabama:	Wade LeBlanc (17) vs. McNeese State (March 4, 2005)
Opponent:	Ethan Small (15) of Mississippi State (April 12, 2019)

Nine-Inning Complete Game

Alabama:	Dylan Smith vs. Rider (June 5, 2021)
Opponent:	Tommy Mace of Florida (March 29, 2019)

Seven-Inning Complete Game

Alabama:	Adam Morgan vs. Tennessee (April 16, 2011)
Opponent:	Zack Lee of Kentucky - GM 2 (April 25, 2021)

Complete Game Shutout

Alabama:	Sam Finnerty vs. South Carolina - GM 1 (April 5, 2019)
Opponent:	Zack Lee of Kentucky - GM 2 (7 innings) (April 25, 2021)

Combined Shutout

Alabama:	Grayson Hitt, Brock Guffey and Dylan Ray vs. Georgia (April 24, 2022)
Opponent:	Jonathan Cannon, Luke Wagner, Chandler Marsh and Jack Gowen of Georgia (April 23, 2022)

Back-to-Back Shutouts

Alabama:	Connor Prielipp, Tyler Ras, Landon Green and Dylan Smith vs. Northeastern (Feb. 14, 2020)
Opponent:	Connor Shamblyn, Casey Cobb, Garret Rukes and Brock Guffey vs. Northeastern (Feb. 15, 2020)
	Pete Hansen, Travis Sthele, Jared Southland and Aaron Nixon of Texas (Feb. 25, 2022)
	Tristan Stevens and Luke Harrison of Texas (Feb. 26, 2022)

Back-to-Back-to-Back Shutouts

Alabama:	Taylor Guilbeau and Ray Castillo vs. Maryland Eastern Shore (Feb. 13, 2015)
	Will Carter, Alex Watkins and J.C. Wilhite vs. Maryland Eastern Shore (Feb. 14, 2015)
	Geoffrey Bramblett, Jay Shaw, Mitch Greer and Thomas Burrows vs. Maryland Eastern Shore (Feb. 15, 2015)

Back-to-Back Complete Games (9 IP)

Alabama:	Jimmy Nelson vs. Ole Miss (May 15, 2010)
	Nathan Kilcrease vs. Ole Miss (May 16, 2010)

Back-to-Back-to-Back Complete Games (9 IP)

Alabama:	Jimmy Nelson vs. Ole Miss (May 15, 2010)
	Nathan Kilcrease vs. Ole Miss (May 16, 2010)
	Jimmy Nelson at Tennessee (May 20, 2010)

Back-to-Back Complete Games (7 IP)

Alabama:	Bernard Robert at South Carolina (April 9, 2006) (DH)
	Tommy Hunter at South Carolina (April 9, 2006) (DH)

Three Straight Complete Games

Alabama:	Jimmy Nelson (May 14-25, 2010)
	Manny Torres (April 16-30, 1999)

Four Straight Complete Games

Alabama:	Wade LeBlanc (April 23-May 16, 2004)
----------	--------------------------------------

Five Straight Complete Games

Alabama:	Chris Eilers (March 18-April 14, 1995)
----------	----------------------------------------

TEAM

Shutout

Alabama:	Alabama 3 vs. Georgia 0 (April 24, 2022)
Opponent:	Alabama 0 vs. Georgia 3 (April 23, 2022)

Scored 10-14 Runs

Alabama:	13 at Jacksonville State (May 10, 2022)
Opponent:	12 by LSU (May 8, 2022)

Scored 15-19 Runs

Alabama:	19 vs. Samford (April 13, 2021)
Opponent:	15 by Tennessee (April 17, 2022)

Scored 20-24 Runs

Alabama:	21 at College of Charleston (March 7, 2021)
Opponent:	20 by Auburn - GM 2 (April 21, 2018)

Scored 25-29 Runs

Alabama:	25 vs. UIC (Feb. 27, 2010)
Opponent:	27 at Vanderbilt (1988); at Florida (1989)

Scored 30+ Runs

Alabama:	35 at Georgia Southern (March 23, 1984)
Opponent:	Not on Record

Recorded 15+ Hits

Alabama:	18 at Jacksonville State (May 10, 2022)
Opponent:	15 by LSU (May 8, 2022)

Recorded 20+ Hits

Alabama:	20 at College of Charleston (March 7, 2021)
Opponent:	22 at South Alabama (April 22, 2009)

Recorded 25+ Hits

Alabama:	26 vs. Alabama A&M (March 17, 2009)
Opponent:	25 at South Carolina (May 1, 2010)

Recorded 30+ Hits

Alabama:	35 at Georgia Southern (March 23, 1984)
Opponent:	30 at Vanderbilt (April 17, 1988)

Scored 5 Runs in One Inning

Alabama:	at Jacksonville State (May 10, 2022) (5th inning)
Opponent:	LSU (May 6, 2022) (5th inning)

Scored 6 Runs in One Inning

Alabama:	vs. South Carolina (May 25, 2021) (3rd inning)
Opponent:	Kentucky - GM 2 (April 25, 2021) (2nd inning)

Scored 7 Runs in One Inning

Alabama:	at Kentucky (April 23, 2021) (7th inning)
Opponent:	Texas A&M (April 2, 2022) (6th inning)

Scored 8 Runs in One Inning

Alabama:	vs. Binghamton (March 12, 2022) (4th inning)
Opponent:	Ole Miss - GM 1 (March 26, 2021) (9th inning)

Scored 9 Runs in One Inning

Alabama:	vs. Maryland Eastern Shore (Feb. 15, 2015) (7th inning)
Opponent:	Auburn (May 5, 2019) (8th inning)

Scored 10 Runs in One Inning

Alabama:	at Arkansas (March 19, 2021) (2nd inning)
Opponent:	South Alabama (April 22, 2009) (3rd inning)

Scored 11+ Runs in One Inning

Alabama:	11 vs. UAB (April 14, 2000) (7th inning)
Opponent:	11 by Auburn - GM 2 (April 21, 2018) (8th inning)

Scored 12+ Runs in One Inning

Alabama:	13 at Samford (April 9, 2019)
Opponent:	12 by Florida (March 19, 1989) (6th inning)

Recorded 6 Hits in One Inning

Alabama:	vs. Binghamton (March 12, 2022) (1st inning)
Opponent:	Ole Miss (April 9, 2022) (4th inning)

Recorded 7 Hits in One Inning

Alabama:	vs. Samford (April 13, 2021) (6th inning)
Opponent:	Oklahoma (March 3, 2018) (8th inning)

Recorded 8 Hits in One Inning

Alabama:	at Arkansas (March 19, 2021) (2nd inning)
Opponent:	Auburn (May 5, 2019) (8th inning)

Recorded 9 Hits in One Inning

Alabama:	vs. Canisius (Feb. 16, 2007) (7th inning)
Opponent:	South Alabama (April 4, 1989) (3rd inning)

Recorded 10 Hits in One Inning

Alabama:	at UAB (April 14, 1999) (7th inning)
Opponent:	Auburn (May 20, 1993) (SEC Tourney) (4th inning)

Recorded 11+ Hits in One Inning

Alabama:	(Alabama record) 11 at Samford (April 9, 2019) (3rd inning)
Opponent:	11 by Florida (1989)
	11 by Miami (CWS) (June 2, 1996) (3rd inning)

Made 3 Errors in One Game

Alabama:	at Tennessee (April 16, 2022)
Opponent:	LSU (May 7, 2022)

Made 4 Errors in One Game

Alabama:	vs. Florida (March 20, 2022)
Opponent:	Texas A&M (April 2, 2022)

Made 5 Errors in One Game

Alabama:	vs. Texas A&M (April 13, 2017)
Opponent:	Auburn (May 10, 2015)

Made 6 Errors in One Game

Alabama:	at Texas-Arlington (March 2, 2008)
Opponent:	Mississippi Valley State (April 1, 2009)

Made 8 Errors in One Game

Alabama:	vs. Georgia (April 4, 1992)
----------	-----------------------------

Turned 3 Double Plays

Alabama:	vs. Middle Tennessee (Feb. 26, 2020)
Opponent:	Auburn (May 13, 2022)

Turned 4 Double Plays

Alabama:	vs. Tennessee (April 4, 2021)
Opponent:	Auburn (April 12, 2014)

Turned 5 Double Plays

Alabama:	vs. Jacksonville State (Feb. 22, 2022)
	vs. Kentucky (March 20, 2005)
	vs. Huntingdon (April 27, 1990)

Turned a Triple Play

Alabama:	at UAB (March 21, 2017)
Opponent:	Middle Tennessee (Feb. 25, 1997)

2022 RESULTS



Crimson Tide Baseball
Game Results for Alabama (as of May 17, 2022)
(All games)



Date	Opponent	Score	Inns	Overall	Conference	Pitcher of record	Attend	Time
Feb 18, 2022	XAVIER	w 5-4	9	1-0-0	0-0-0	Guffey (W 1-0)	2975	2:14
Feb 19, 2022	XAVIER	w 5-4	9	2-0-0	0-0-0	Furtado (W 1-0)	3673	3:26
Feb 20, 2022	XAVIER	w 9-4	9	3-0-0	0-0-0	Hitt (W 1-0)	3154	3:16
Feb 22, 2022	JACKSONVILLE STATE	w 6-3	9	4-0-0	0-0-0	McNairy (W 1-0)	2247	2:25
Feb 23, 2022	ALABAMA STATE	w 9-2	9	5-0-0	0-0-0	Ruth (W 1-0)	2292	2:44
Feb 25, 2022	at #1 Texas	L 0-1	9	5-1-0	0-0-0	Ray (L 0-1)	6361	2:51
Feb 26, 2022	at #1 Texas	L 0-2	9	5-2-0	0-0-0	Jean (L 0-1)	6509	2:11
Feb 27, 2022	at #1 Texas	L 1-6	9	5-3-0	0-0-0	Holman (L 0-1)	7160	2:57
Mar 1, 2022	UT-MARTIN	L 6-7	9	5-4-0	0-0-0	Furtado (L 1-1)	2411	2:41
Mar 2, 2022	TROY	w 8-1	9	6-4-0	0-0-0	McNairy (W 2-0)	2719	2:20
Mar 4, 2022	MURRAY STATE	w 5-1	9	7-4-0	0-0-0	McMillan (W 1-0)	3357	2:23
Mar 5, 2022	MURRAY STATE	w 6-1	9	8-4-0	0-0-0	Furtado (W 2-1)	3421	2:24
Mar 6, 2022	MURRAY STATE	w 5-4	9	9-4-0	0-0-0	Guffey (W 2-0)	2860	2:56
Mar 9, 2022	NORTH ALABAMA	L 5-9	9	9-5-0	0-0-0	Hess (L 0-1)	2305	3:16
Mar 11, 2022	BINGHAMTON	w 9-3	9	10-5-0	0-0-0	McMillan (W 2-0)	2314	2:37
Mar 12, 2022	BINGHAMTON	w 14-2	9	11-5-0	0-0-0	Jean (W 1-1)	2275	2:36
Mar 13, 2022	BINGHAMTON	w 5-3	9	12-5-0	0-0-0	McNairy (W 3-0)	2357	2:39
Mar 16, 2022	at Southern Miss	L 2-3	9	12-6-0	0-0-0	Banks (L 0-1)	5388	2:53
* Mar 18, 2022	#9 FLORIDA	L 4-6	9	12-7-0	0-1-0	McMillan (L 2-1)	2774	2:42
* Mar 19, 2022	#9 FLORIDA	L 6-13	9	12-8-0	0-2-0	Furtado (L 2-2)	3745	3:19
* Mar 20, 2022	#9 FLORIDA	w 8-7	9	13-8-0	1-2-0	McNairy (W 4-0)	3238	2:39
Mar 23, 2022	at UAB	L 4-5	9	13-9-0	1-2-0	Holman (L 0-2)	1214	2:48
* Mar 25, 2022	at Mississippi State	L 6-7	(10)	13-10-0	1-3-0	Ray (L 0-2)	11865	3:16
* Mar 26, 2022	at Mississippi State	L 7-8	9	13-11-0	1-4-0	Hoopes (L 0-1)	14077	3:00
* Mar 27, 2022	at Mississippi State	w 6-2	9	14-11-0	2-4-0	Hitt (W 2-0)	11144	2:42
Mar 29, 2022	SOUTH ALABAMA	w 5-4	9	15-11-0	2-4-0	Leger (W 1-0)	3435	2:58
* Apr 1, 2022	TEXAS A&M	L 2-3	9	15-12-0	2-5-0	McMillan (L 2-2)	4325	3:26
* Apr 2, 2022	TEXAS A&M	w 10-9	9	16-12-0	3-5-0	Jean (W 2-1)	4277	3:06
* Apr 3, 2022	TEXAS A&M	w 8-4	9	17-12-0	4-5-0	Furtado (W 3-2)	3337	3:25
Apr 5, 2022	SAMFORD	w 10-1	9	18-12-0	4-5-0	Myers (W 1-0)	2693	3:05
* Apr 8, 2022	at #6 Ole Miss	w 7-4	9	19-12-0	5-5-0	McMillan (W 3-2)	10067	3:13
* Apr 9, 2022	at #6 Ole Miss	w 12-10	(10)	20-12-0	6-5-0	Ray (W 1-2)	12045	3:46
* Apr 10, 2022	at #6 Ole Miss	w 7-3	9	21-12-0	7-5-0	Hitt (W 3-0)	9649	2:48
Apr 12, 2022	BELMONT	w 3-1	9	22-12-0	7-5-0	Hess (W 1-1)	2712	2:49
* Apr 15, 2022	at #1 Tennessee	w 6-3	9	23-12-0	8-5-0	McMillan (W 4-2)	4597	3:08
* Apr 16, 2022	at #1 Tennessee	L 2-9	9	23-13-0	8-6-0	McNairy (L 4-1)	4383	2:38
* Apr 17, 2022	at #1 Tennessee	L 4-15	9	23-14-0	8-7-0	Hitt (L 3-1)	4211	3:02
Apr 19, 2022	UAB	L 6-7	9	23-15-0	8-7-0	Guffey (L 2-1)	2982	3:32
* Apr 22, 2022	#10 GEORGIA	L 2-4	9	23-16-0	8-8-0	McMillan (L 4-3)	3442	2:53
* Apr 23, 2022	#10 GEORGIA	L 0-3	9	23-17-0	8-9-0	McNairy (L 4-2)	3765	2:33
* Apr 24, 2022	#10 GEORGIA	w 3-0	9	24-17-0	9-9-0	Hitt (W 4-1)	3129	2:17
Apr 26, 2022	at Samford	w 9-3	9	25-17-0	9-9-0	Hess (W 2-1)	1384	3:01
* Apr 28, 2022	at South Carolina	L 5-6	9	25-18-0	9-10-0	Guffey (L 2-2)	6124	2:44
* Apr 29, 2022	at South Carolina	L 1-2	9	25-19-0	9-11-0	Ray (L 1-3)	6635	2:35
* Apr 30, 2022	at South Carolina	L 5-11	9	25-20-0	9-12-0	Hitt (L 4-2)	6564	3:04
* May 6, 2022	#19 LSU	L 5-6	9	25-21-0	9-13-0	Guffey (L 2-3)	3508	3:19
* May 7, 2022	#19 LSU	w 8-3	9	26-21-0	10-13-0	McNairy (W 5-2)	3843	3:09
* May 8, 2022	#19 LSU	L 3-12	9	26-22-0	10-14-0	Hitt (L 4-3)	3326	3:13
May 10, 2022	at Jacksonville State	w 13-6	9	27-22-0	10-14-0	Jean (W 3-1)	1134	3:00
* May 13, 2022	at #20 Auburn	L 2-3	9	27-23-0	10-15-0	McMillan (L 4-4)	4096	2:43
* May 14, 2022	at #20 Auburn	L 4-6	9	27-24-0	10-16-0	Ray (L 1-4)	4096	2:28

* = Conference game

() extra inning game

2022 GAMES SUMMARY



Crimson Tide Baseball
Games Summary for Alabama (as of May 17, 2022)
(All games)



Score by innings	1	2	3	4	5	6	7	8	9	EX	Total
Alabama	33	25	31	52	31	34	30	18	27	2	283
Opponents	29	19	27	30	19	40	25	34	22	1	246

Record when ...

Overall	27-24	After 6 leading	24-2
Conference	10-16 trailing	3-19
Non-Conference	17-8 tied	0-3
Home games	20-10	After 7 leading	26-2
Away games	7-14 trailing	1-19
Neutral site	0-0 tied	0-3
Day games	20-11	After 8 leading	24-1
Night games	7-13 trailing	2-21
vs Left starter	10-3 tied	1-2
vs Right starter	17-21		
1-Run games	6-12	Hit 0 home runs	8-9
2-Run games	3-4	... 1 home run	7-10
5+Run games	10-6	... 2+ home runs	12-5
Extra innings	1-1		
Shutouts	1-3	Opponent 0 home runs	10-5
	 1 home run	9-9
	 2+ HRs	8-10
Scoring 0-2 runs	0-10		
..... 3-5 runs	8-9		
..... 6-9 runs	14-5	Made 0 errors	14-11
..... 10+ runs	5-0	... 1 error	8-11
		... 2+ errors	5-2
Opponent 0-2 runs	9-3		
..... 3-5 runs	14-6	Opp. made 0 errors	13-15
..... 6-9 runs	3-11 1 error	6-8
..... 10+ runs	1-4 2+ errors	8-1
Scored in 1st inning	11-6	Out-hit opponent	22-7
Opp. scored in 1st	7-7	Out-hit by opponent	4-14
Scores first	18-7	Hits are tied	1-3
Opp. scores first	9-17		

Record when team scores:

Runs	0	1	2	3	4	5	6	7	8	9	10+
W-L	0-3	0-2	0-5	2-1	0-4	6-4	4-4	2-1	4-0	4-0	5-0

Record when opponent scores:

Runs	0	1	2	3	4	5	6	7	8	9	10+
W-L	1-0	5-1	3-2	7-4	7-1	0-1	1-5	1-3	0-1	1-2	1-4

Record when leading after:

Inn.	1	2	3	4	5	6	7	8
W-L	10-4	14-3	16-5	23-3	24-4	24-2	26-2	24-1

Record when trailing after:

Inn.	1	2	3	4	5	6	7	8
W-L	6-7	4-11	5-14	2-15	2-15	3-19	1-19	2-21

Record when tied after:

Inn.	1	2	3	4	5	6	7	8
W-L	11-13	9-10	6-5	2-6	1-5	0-3	0-3	1-2

Current losing streak: 2

Longest winning streak: 8

Longest losing streak: 5

Home attendance : 92891 (30 dates avg = 3096)

Away attendance : 138703 (21 dates avg = 6604)

Total attendance: 231594 (51 dates avg = 4541)

2022 TEAM GAME-BY-GAME [HITTING]

Crimson Tide Baseball
Team Game-by-Game for Alabama (as of May 17, 2022)
Batting (All games)

Date	Opponent	ab	r	h	rbi	2b	3b	hr	tb	bb	ibb	sb	cs	hbp	sac	sf	gdp	k	po	a	e	lob	avg
Feb 18	XAVIER	29	5	7	5	3	0	3	19	3	0	0	0	0	0	0	0	5	27	7	0	3	.241
Feb 19	XAVIER	35	5	13	5	1	0	1	17	5	0	0	1	0	0	1	0	8	27	6	2	12	.312
Feb 20	XAVIER	34	9	12	7	3	0	0	15	6	0	0	0	2	0	2	0	8	27	7	0	11	.327
Feb 22	JACKSONVILLE STATE	32	6	9	5	2	0	0	11	1	0	3	0	1	0	0	1	2	27	14	0	4	.315
Feb 23	ALABAMA STATE	37	9	14	7	5	1	2	27	4	0	0	0	1	0	0	1	5	27	6	1	9	.329
Feb 25	at Texas	35	0	7	0	3	0	0	10	4	0	0	0	0	0	0	0	12	24	4	0	12	.307
Feb 26	at Texas	32	0	5	0	0	0	0	5	1	0	0	0	0	0	0	0	8	24	7	0	6	.286
Feb 27	at Texas	33	1	7	1	0	0	1	10	1	0	1	0	1	0	0	0	12	24	14	1	7	.277
Mar 1	UT-MARTIN	34	6	12	6	2	0	2	20	3	0	2	0	1	1	2	0	2	27	10	0	8	.286
Mar 2	TROY	37	8	15	8	6	1	2	29	2	0	0	0	0	0	0	0	8	27	12	0	7	.299
Mar 4	MURRAY STATE	34	5	11	4	0	1	1	16	0	0	1	1	0	0	0	1	5	27	6	1	5	.301
Mar 5	MURRAY STATE	32	6	11	6	1	0	0	12	3	0	2	0	1	1	1	1	3	27	6	0	8	.304
Mar 6	MURRAY STATE	29	5	7	5	1	0	1	11	3	0	2	0	1	0	2	0	2	27	10	3	6	.300
Mar 9	NORTH ALABAMA	39	5	11	5	1	0	3	21	5	0	0	0	1	0	0	0	10	27	14	0	13	.299
Mar 11	BINGHAMTON	35	9	13	9	5	0	2	24	2	0	2	0	1	1	1	0	5	27	8	0	7	.304
Mar 12	BINGHAMTON	38	14	14	14	3	1	2	25	5	0	3	0	5	0	0	1	4	27	9	0	10	.308
Mar 13	BINGHAMTON	33	5	10	5	3	0	1	16	3	0	0	0	1	0	0	1	3	27	7	1	8	.308
Mar 16	at Southern Miss	33	2	9	2	1	0	1	13	1	1	1	0	0	0	0	1	9	24	5	0	5	.306
*Mar 18	FLORIDA	35	4	7	3	0	0	1	10	0	0	0	0	2	0	0	1	10	27	7	1	6	.300
*Mar 19	FLORIDA	35	6	10	5	2	0	1	15	5	0	0	0	1	0	1	1	10	27	8	0	9	.300
*Mar 20	FLORIDA	34	8	10	7	1	0	2	17	4	0	0	0	1	0	0	0	1	27	14	4	6	.299
Mar 23	at UAB	34	4	8	4	2	0	1	13	1	0	0	1	1	0	1	0	8	24	3	1	6	.296
*Mar 25	at Mississippi State	37	6	9	6	3	1	0	14	3	0	1	0	4	1	0	0	13	28	7	1	9	.294
*Mar 26	at Mississippi State	35	7	10	7	4	0	1	17	4	0	0	1	1	0	0	1	11	26	9	2	6	.294
*Mar 27	at Mississippi State	34	6	9	6	1	0	1	13	7	1	1	0	0	1	0	1	10	27	14	1	9	.292
Mar 29	SOUTH ALABAMA	33	5	8	4	2	0	1	13	7	2	0	0	1	0	0	1	9	27	8	0	10	.291
*Apr 1	TEXAS A&M	34	2	8	2	1	0	0	9	4	0	0	1	0	0	0	0	11	27	5	0	9	.289
*Apr 2	TEXAS A&M	34	10	11	10	0	1	0	13	5	0	0	0	0	2	1	0	8	27	9	3	8	.290
*Apr 3	TEXAS A&M	36	8	11	8	5	0	0	16	9	0	3	0	1	0	0	0	9	27	9	1	14	.290
Apr 5	SAMFORD	35	10	12	10	2	0	1	17	7	0	0	0	0	0	1	0	8	27	8	2	9	.292
*Apr 8	at Ole Miss	39	7	12	7	2	0	0	14	8	0	0	0	2	0	0	1	11	27	5	1	15	.293
*Apr 9	at Ole Miss	43	12	12	12	2	0	2	20	6	0	1	0	1	0	0	0	8	30	6	0	8	.292
*Apr 10	at Ole Miss	35	7	9	7	3	0	3	21	4	0	1	0	2	1	0	0	7	27	7	0	8	.291
Apr 12	BELMONT	29	3	8	3	0	0	0	8	3	0	0	0	0	1	0	1	5	27	10	0	6	.291
*Apr 15	at Tennessee	37	6	11	5	1	1	3	23	1	0	0	0	0	0	1	1	12	27	6	1	6	.291
*Apr 16	at Tennessee	32	2	7	2	0	0	1	10	2	0	1	0	0	0	0	1	9	24	7	3	5	.289
*Apr 17	at Tennessee	32	4	6	3	0	0	3	15	2	0	0	0	1	0	0	1	14	24	10	0	4	.286
Apr 19	UAB	34	6	11	5	0	0	0	11	5	1	2	1	2	1	1	1	10	27	8	0	10	.287
*Apr 22	GEORGIA	37	2	10	2	0	0	2	16	2	0	0	0	1	0	0	1	9	27	7	1	11	.287
*Apr 23	GEORGIA	29	0	2	0	0	0	0	2	2	0	0	0	0	0	0	0	7	27	7	0	4	.282
*Apr 24	GEORGIA	30	3	7	3	0	0	2	13	1	0	0	1	1	0	0	0	6	27	11	0	5	.281
Apr 26	at Samford	40	9	15	9	3	0	2	24	8	0	2	0	1	0	0	1	7	27	12	1	13	.284
*Apr 28	at South Carolina	35	5	10	5	3	0	0	13	3	0	0	2	0	0	1	0	8	25	10	1	7	.284
*Apr 29	at South Carolina	30	1	5	1	0	0	0	5	5	0	0	2	1	0	0	0	10	24	11	1	8	.282
*Apr 30	at South Carolina	33	5	8	5	2	0	1	13	2	0	0	0	1	0	1	1	11	24	7	0	5	.281
*May 6	LSU	37	5	11	4	2	0	0	13	2	0	1	1	0	0	0	1	9	27	11	1	7	.281
*May 7	LSU	29	8	7	5	3	0	0	10	8	0	0	0	0	2	1	1	9	27	8	0	8	.280
*May 8	LSU	34	3	8	3	3	0	2	17	0	0	0	0	0	0	0	1	6	27	8	1	4	.280
May 10	at Jacksonville State	44	13	18	11	2	0	3	29	6	0	0	1	1	0	0	0	7	27	10	0	11	.283
*May 13	at Auburn	31	2	7	2	1	0	1	11	3	0	0	0	0	0	0	3	9	24	7	1	5	.282
*May 14	at Auburn	32	4	6	4	0	0	1	9	3	0	0	0	1	0	0	1	8	24	15	1	5	.280
Totals		1749	283	490	264	90	7	57	765	184	5	30	13	43	12	18	28	401	1345	436	38	397	.280

2022 TEAM GAME-BY-GAME [PITCHING]

Crimson Tide Baseball
Team Game-by-Game for Alabama (as of May 17, 2022)
Pitching (All games)

Date	Opponent	ip	h	r	er	bb	so	2b	3b	hr	wp	bk	hbp	dp	ibb	score	w-l	sv	era
Feb 18	XAVIER	9.0	6	4	4	2	10	1	0	2	0	0	0	1	0	5-4	1-0	0	4.00
Feb 19	XAVIER	9.0	7	4	4	10	10	1	0	2	3	0	3	0	0	5-4	2-0	1	4.00
Feb 20	XAVIER	9.0	13	4	4	1	11	2	0	0	0	0	0	0	0	9-4	3-0	1	4.00
Feb 22	JACKSONVILLE STATE	9.0	9	3	3	2	7	0	0	2	1	0	1	5	0	6-3	4-0	2	3.75
Feb 23	ALABAMA STATE	9.0	8	2	1	1	8	1	0	0	0	1	1	1	0	9-2	5-0	2	3.20
Feb 25	at Texas	8.0	5	1	0	2	7	1	0	0	1	0	1	0	0	0-1	5-1	2	2.72
Feb 26	at Texas	8.0	4	2	2	1	3	2	0	0	0	0	0	0	0	0-2	5-2	2	2.66
Feb 27	at Texas	8.0	13	6	6	3	4	2	1	0	0	1	0	2	0	1-6	5-3	2	3.13
Mar 1	UT-MARTIN	9.0	8	7	7	4	9	1	0	4	0	0	0	1	0	6-7	5-4	2	3.58
Mar 2	TROY	9.0	4	1	1	0	10	0	0	0	1	0	1	0	0	8-1	6-4	2	3.31
Mar 4	MURRAY STATE	9.0	4	1	1	0	14	0	0	1	0	0	0	2	0	5-1	7-4	3	3.09
Mar 5	MURRAY STATE	9.0	3	1	1	2	9	1	0	0	1	0	0	0	0	6-1	8-4	3	2.91
Mar 6	MURRAY STATE	9.0	6	4	2	5	10	0	0	0	2	1	0	1	0	5-4	9-4	4	2.84
Mar 9	NORTH ALABAMA	9.0	12	9	9	4	9	5	0	1	2	1	2	0	0	5-9	9-5	4	3.29
Mar 11	BINGHAMTON	9.0	6	3	2	1	9	1	0	1	1	0	0	0	0	9-3	10-5	4	3.20
Mar 12	BINGHAMTON	9.0	4	2	2	2	7	0	0	1	0	0	0	0	0	14-2	11-5	4	3.13
Mar 13	BINGHAMTON	9.0	4	3	1	7	15	1	0	0	1	0	0	0	0	5-3	12-5	5	3.00
Mar 16	at Southern Miss	8.0	8	3	3	1	13	2	0	1	1	1	0	0	0	2-3	12-6	5	3.02
*Mar 18	FLORIDA	9.0	12	6	5	4	9	2	0	2	0	0	1	2	0	4-6	12-7	5	3.13
*Mar 19	FLORIDA	9.0	18	13	13	4	9	2	0	5	1	0	0	0	0	6-13	12-8	5	3.63
*Mar 20	FLORIDA	9.0	11	7	6	1	8	2	0	3	0	0	0	2	0	8-7	13-8	5	3.75
Mar 23	at UAB	8.0	9	5	4	2	10	1	0	1	2	0	0	0	0	4-5	13-9	5	3.78
*Mar 25	at Mississippi State	9.1	9	7	7	5	13	2	0	3	2	0	1	0	0	6-7	13-10	5	3.91
*Mar 26	at Mississippi State	8.2	14	8	6	2	10	4	0	2	1	0	2	1	0	7-8	13-11	5	4.01
*Mar 27	at Mississippi State	9.0	7	2	1	5	6	1	0	0	0	0	1	2	0	6-2	14-11	6	3.89
Mar 29	SOUTH ALABAMA	9.0	6	4	4	7	10	1	0	1	0	0	1	0	0	5-4	15-11	6	3.89
*Apr 1	TEXAS A&M	9.0	8	3	3	3	14	2	0	1	0	0	0	0	0	2-3	15-12	6	3.86
*Apr 2	TEXAS A&M	9.0	12	9	6	2	12	2	0	1	0	0	1	0	0	10-9	16-12	7	3.94
*Apr 3	TEXAS A&M	9.0	9	4	4	4	8	0	0	2	3	0	0	0	0	8-4	17-12	7	3.94
Apr 5	SAMFORD	9.0	5	1	0	2	10	1	0	0	2	1	1	0	0	10-1	18-12	7	3.80
*Apr 8	at Ole Miss	9.0	4	4	3	4	10	1	0	1	0	0	0	1	0	7-4	19-12	7	3.78
*Apr 9	at Ole Miss	10.0	15	10	10	2	13	3	0	6	0	0	0	0	0	12-10	20-12	7	3.96
*Apr 10	at Ole Miss	9.0	4	3	3	3	11	0	0	2	0	0	1	1	0	7-3	21-12	7	3.93
Apr 12	BELMONT	9.0	6	1	1	5	11	2	0	0	1	1	0	1	0	3-1	22-12	8	3.84
*Apr 15	at Tennessee	9.0	9	3	3	5	8	1	1	1	0	0	0	1	0	6-3	23-12	9	3.82
*Apr 16	at Tennessee	8.0	9	9	6	4	5	0	1	3	2	0	2	1	0	2-9	23-13	9	3.89
*Apr 17	at Tennessee	8.0	15	15	15	8	4	2	0	4	0	0	0	1	0	4-15	23-14	9	4.21
Apr 19	UAB	9.0	8	7	7	9	13	0	0	1	3	0	0	1	1	6-7	23-15	9	4.29
*Apr 22	GEORGIA	9.0	7	4	4	4	8	0	0	1	1	0	0	0	0	2-4	23-16	9	4.28
*Apr 23	GEORGIA	9.0	8	3	3	1	7	3	0	0	0	0	1	0	0	0-3	23-17	9	4.25
*Apr 24	GEORGIA	9.0	3	0	0	4	9	0	0	0	0	0	2	2	0	3-0	24-17	10	4.14
Apr 26	at Samford	9.0	7	3	3	3	7	1	0	1	3	0	1	2	0	9-3	25-17	10	4.11
*Apr 28	at South Carolina	8.1	8	6	5	2	5	0	0	3	0	0	0	0	0	5-6	25-18	10	4.14
*Apr 29	at South Carolina	8.0	6	2	2	5	8	2	1	1	0	0	0	2	0	1-2	25-19	10	4.10
*Apr 30	at South Carolina	8.0	14	11	11	5	10	4	0	1	0	0	5	0	0	5-11	25-20	10	4.27
*May 6	LSU	9.0	12	6	2	3	8	2	0	2	1	0	2	2	0	5-6	25-21	10	4.22
*May 7	LSU	9.0	6	3	3	5	12	0	0	2	0	1	2	0	0	8-3	26-21	10	4.19
*May 8	LSU	9.0	15	12	9	5	15	2	0	3	1	0	1	0	0	3-12	26-22	10	4.29
May 10	at Jacksonville State	9.0	12	6	6	2	11	1	0	1	2	0	1	2	0	13-6	27-22	10	4.33
*May 13	at Auburn	8.0	7	3	3	3	11	2	0	0	0	0	1	1	1	2-3	27-23	10	4.31
*May 14	at Auburn	8.0	12	6	5	0	3	0	0	1	1	0	1	1	0	4-6	27-24	10	4.34
Totals		448.1	431	246	216	171	473	67	4	70	40	8	37	39	2	283-246	27-24	10	4.34

2022 CUMULATIVE STATS



Crimson Tide Baseball
Overall Statistics for Alabama (as of May 17, 2022)
(All games Sorted by Batting avg)



Record: 27-24 Home: 20-10 Away: 7-14 Conference: 10-16

Player	avg	gp-gs	ab	r	h	2b	3b	hr	rbi	tb	slg%	bb	hp	so	gdp	ob%	sf	sh	sb-att	po	a	e	fld%
Andrew Pinckney	.318	51-49	176	41	56	12	3	6	26	92	.523	16	9	38	0	.403	0	1	4-6	99	3	0	1.000
Tommy Seidl	.318	49-45	170	31	54	9	0	3	22	72	.424	17	7	35	4	.398	2	1	11-12	91	3	0	1.000
Caden Rose	.313	41-35	112	16	35	8	0	1	13	46	.411	19	3	34	2	.422	1	1	1-2	55	18	1	.986
Drew Williamson	.298	51-51	191	34	57	12	1	8	42	95	.497	23	4	48	2	.380	3	0	1-4	364	16	4	.990
Dominic Tamez	.292	48-48	185	17	54	7	0	5	30	76	.411	11	0	30	5	.327	3	1	0-0	411	32	7	.984
Jim Jarvis	.266	51-51	203	38	54	4	3	4	18	76	.374	23	4	30	2	.349	2	5	7-10	78	117	5	.975
Zane Denton	.254	51-51	205	31	52	12	0	12	41	100	.488	21	3	58	5	.328	3	0	0-2	31	91	4	.968
Bryce Eblin	.248	40-38	133	23	33	6	0	1	15	42	.316	13	4	26	3	.331	1	2	2-3	56	93	7	.955
Owen Diodati	.238	45-38	147	23	35	7	0	8	23	66	.449	19	4	38	4	.341	0	0	3-3	27	2	0	1.000
Will Hodo	.303	23-7	33	7	10	3	0	1	1	16	.485	4	0	12	0	.378	0	0	0-0	3	3	1	.857
William Hamiter	.273	29-27	99	8	27	6	0	3	21	42	.424	10	3	22	0	.354	1	0	0-0	30	1	1	.969
Eric Foggo	.268	19-10	41	8	11	2	0	4	6	25	.610	5	0	13	0	.340	1	0	0-0	4	0	0	1.000
Will Portera	.259	16-5	27	3	7	1	0	0	2	8	.296	1	2	4	0	.333	0	1	1-1	48	9	1	.983
Camden Hayslip	.231	7-2	13	2	3	0	0	1	3	6	.462	0	0	5	0	.214	1	0	0-0	6	0	1	.857
Davis Heller	.200	8-2	10	1	2	1	0	0	1	3	.300	2	0	5	1	.333	0	0	0-0	14	2	0	1.000
Graham Crawford	.000	7-0	4	0	0	0	0	0	0	0	.000	0	0	3	0	.000	0	0	0-0	8	3	0	1.000
Totals	.280	51	1749	283	490	90	7	57	264	765	.437	184	43	401	28	.360	18	12	30-43	1345	436	38	.979
Opponents	.251	51	1715	246	431	67	4	70	230	716	.417	171	37	473	35	.331	8	13	40-50	1326	450	35	.981

LOB - Team (397), Opp (354). DPs turned - Team (39), Opp (33). CI - Team (1), Portera 1. IBB - Team (5), Denton 3, Seidl 1, Diodati 1, Opp (2). Picked off - Rose 1, Tamez 1, Jarvis 1, Diodati 1, Pinckney 1, Denton 1.

(All games Sorted by Earned run avg)

Player	era	w-l	app	gs	cg	sho	sv	ip	h	r	er	bb	so	2b	3b	hr	b/avg	wp	hp	bk	sfa	sha
Garrett McMillan	3.51	4-4	13	13	0	0/0	0	77.0	66	36	30	22	77	10	1	13	.228	3	3	0	1	2
Jacob McNairy	4.60	5-2	14	10	0	0/0	0	62.2	69	34	32	14	55	12	2	12	.284	2	8	0	1	3
Grayson Hitt	5.02	4-3	12	12	0	0/1	0	52.0	55	34	29	24	57	8	0	8	.272	2	4	1	1	2
Eli Giles	0.00	0-0	2	0	0	0/0	0	2.0	1	0	0	0	1	0	0	0	.143	0	0	1	0	0
Hunter Hoopes	2.25	0-1	15	0	0	0/0	2	20.0	14	5	5	9	23	1	1	1	.203	0	0	1	0	0
Antoine Jean	3.21	3-1	8	6	0	0/0	1	28.0	25	13	10	14	15	3	0	3	.236	1	1	0	0	2
Brock Guffey	3.45	2-3	17	0	0	0/1	1	28.2	27	12	11	12	27	5	0	3	.243	1	3	0	0	0
Hunter Ruth	3.60	1-0	4	0	0	0/0	0	5.0	3	2	2	2	7	1	0	0	.200	0	1	0	1	0
Hagan Banks	3.75	0-1	8	2	0	0/0	0	12.0	4	5	5	5	10	0	0	1	.103	3	1	0	1	0
Brayden Gainey	3.75	0-0	8	0	0	0/0	0	12.0	15	7	5	0	9	3	0	2	.300	2	1	0	1	0
Dylan Ray	4.33	1-4	14	0	0	0/1	5	27.0	21	14	13	14	42	2	0	7	.210	2	1	0	1	0
Jake Leger	4.43	1-0	13	0	0	0/0	0	22.1	26	12	11	4	25	6	0	3	.289	3	1	2	0	1
Connor Ball	4.50	0-0	2	0	0	0/0	0	2.0	4	1	1	0	1	0	0	0	.444	1	1	0	0	0
Trace Moore	4.50	0-0	2	0	0	0/0	0	2.0	3	2	1	0	3	0	0	1	.333	0	0	0	0	0
Luke Holman	4.58	0-2	13	0	0	0/0	0	17.2	22	10	9	7	22	5	0	0	.293	3	2	1	0	1
Ben Hess	4.88	2-1	9	8	0	0/0	0	27.2	20	18	15	18	38	6	0	6	.202	5	1	0	0	0
Landon Green	5.19	0-0	9	0	0	0/0	0	8.2	9	5	5	7	13	2	0	0	.257	5	1	0	0	0
Hunter Furtado	6.30	3-2	15	0	0	0/0	0	30.0	32	24	21	14	33	2	0	8	.269	4	4	2	1	1
Braylon Myers	8.49	1-0	9	0	0	0/0	1	11.2	15	12	11	5	15	1	0	2	.313	3	4	0	0	1
Totals	4.34	27-24	51	51	0	1/1	10	448.1	431	246	216	171	473	67	4	70	.251	40	37	8	8	13
Opponents	5.25	24-27	51	51	0	3/3	12	442.0	490	283	258	184	401	90	7	57	.280	46	43	5	18	12

PB - Team (8), Tamez 6, Crawford 1, Portera 1, Opp (6). Pickoffs - Team (5), Hitt 2, Furtado 1, Ray 1, Guffey 1, Opp (6). SBA/ATT - Tamez (38-48), Furtado (8-9), Ray (7-7), McNairy (2-5), Hitt (4-5), Hoopes (2-4), Myers (4-4), Hess (2-3), Green (3-3), Gainey (3-3), Holman (2-2), Portera (2-2), McMillan (2-2), Leger (0-2), Banks (1-1).

2022 CUMULATIVE STATS



Crimson Tide Baseball
Conference statistics for Alabama (as of May 17, 2022)
(Conference games only Sorted by Fielding pct)

Player	c	po	a	e	fld%	dp	sba	csb	sba%	pb	ci
Andrew Pinckney	56	53	3	0	1.000	2	0	0	---	0	0
Tommy Seidl	48	47	1	0	1.000	0	0	0	---	0	0
Will Portera	11	11	0	0	1.000	0	1	0	1.000	0	0
Garrett McMillan	8	4	4	0	1.000	0	2	0	1.000	0	0
Owen Diodati	8	8	0	0	1.000	0	0	0	---	0	0
Jacob McNairy	6	2	4	0	1.000	0	1	2	.333	0	0
Brock Guffey	5	2	3	0	1.000	1	0	0	---	0	0
Grayson Hitt	4	2	2	0	1.000	0	1	1	.500	0	0
Antoine Jean	3	1	2	0	1.000	0	0	0	---	0	0
Jake Leger	2	0	2	0	1.000	0	0	1	.000	0	0
Hunter Hoopes	2	1	1	0	1.000	0	0	2	.000	0	0
Braylon Myers	1	0	1	0	1.000	0	2	0	1.000	0	0
Drew Williamson	213	200	10	3	.986	18	0	0	---	0	0
Dominic Tamez	245	218	21	6	.976	1	18	6	.750	2	0
Caden Rose	34	31	2	1	.971	0	0	0	---	0	0
Jim Jarvis	101	40	58	3	.970	14	0	0	---	0	0
Zane Denton	64	15	46	3	.953	5	0	0	---	0	0
Bryce Eblin	106	38	63	5	.953	12	0	0	---	0	0
William Hamiter	12	11	0	1	.917	0	0	0	---	0	0
Dylan Ray	4	0	2	2	.500	0	6	0	1.000	0	0
Hunter Furtado	2	1	0	1	.500	0	5	0	1.000	0	0
Eric Foggo	0	0	0	0	.000	0	0	0	---	0	0
Will Hodo	0	0	0	0	.000	0	0	0	---	0	0
Luke Holman	0	0	0	0	.000	0	0	0	---	0	0
Hagan Banks	0	0	0	0	.000	0	0	0	---	0	0
Ben Hess	0	0	0	0	.000	0	1	0	1.000	0	0
Brayden Gainey	0	0	0	0	.000	0	1	0	1.000	0	0
Landon Green	0	0	0	0	.000	0	0	0	---	0	0
Totals	935	685	225	25	.973	20	19	6	.760	2	0
Opponents	936	694	222	20	.979	18	9	8	.529	3	0

Hitting minimums - 1 Games 75% of Games

Pitching minimums - 1 Games 40 IP

2022 CUMULATIVE STATS [SEC]



Crimson Tide Baseball
Conference statistics for Alabama (as of May 17, 2022)
(Conference games only Sorted by Batting avg)



Record: 10-16 Home: 5-7 Away: 5-9 Conference: 10-16

Player	avg	gp-gs	ab	r	h	2b	3b	hr	rbi	tb	slg%	bb	hp	so	gdp	ob%	sf	sh	sb-att	po	a	e	fld%
Andrew Pinckney	.333	26-26	96	23	32	8	1	4	13	54	.563	9	4	24	0	.413	0	1	1-2	53	3	0	1.000
Drew Williamson	.306	26-26	98	17	30	4	1	5	24	51	.520	13	1	26	1	.386	2	0	0-1	200	10	3	.986
Caden Rose	.302	21-17	53	9	16	6	0	1	7	25	.472	13	1	16	1	.448	0	0	0-1	31	2	1	.971
Dominic Tamez	.290	26-26	100	8	29	5	0	2	18	40	.400	3	0	21	2	.308	1	1	0-0	218	21	6	.976
Jim Jarvis	.243	26-26	107	17	26	2	1	2	11	36	.336	15	0	16	2	.336	0	3	3-4	40	58	3	.970
Bryce Eblin	.204	26-26	93	14	19	4	0	0	6	23	.247	8	2	25	2	.282	0	1	1-2	38	63	5	.953
Tommy Seidl	.200	26-22	80	14	16	2	0	1	5	21	.263	11	6	26	2	.340	0	1	4-5	47	1	0	1.000
Owen Diodati	.194	20-17	62	9	12	2	0	4	9	26	.419	10	2	18	2	.324	0	0	0-0	8	0	0	1.000
Zane Denton	.193	26-26	109	12	21	3	0	5	16	39	.358	6	2	37	5	.246	1	0	0-2	15	46	3	.953

Will Portera	.333	4-0	3	0	1	0	0	0	0	1	.333	0	0	1	0	.333	0	0	0-0	11	0	0	1.000
Will Hodo	.300	10-1	10	4	3	0	0	0	0	3	.300	1	0	5	0	.364	0	0	0-0	0	0	0	.000
Eric Foggo	.250	6-4	12	3	3	0	0	1	2	6	.500	2	0	4	0	.333	1	0	0-0	0	0	0	.000
William Hamiter	.227	19-17	66	3	15	3	0	2	13	24	.364	4	3	17	0	.297	1	0	0-0	11	0	1	.917
Totals	.251	26	889	133	223	39	3	27	124	349	.393	95	21	236	17	.335	6	7	9-17	685	225	25	.973
Opponents	.280	26	908	159	254	39	3	50	149	449	.494	93	24	236	18	.360	5	7	19-25	694	222	20	.979

LOB - Team (191), Opp (193). DPs turned - Team (20), Opp (18). IBB - Team (1), Seidl 1, Opp (1). Picked off - Pinckney 1.

(Conference games only Sorted by Earned run avg)

Player	era	w-l	app	gs	cg	sho	sv	ip	h	r	er	bb	so	2b	3b	hr	b/avg	wp	hp	bk	sfa	sha
Garrett McMillan	4.33	2-4	9	9	0	0/0	0	52.0	54	31	25	18	55	9	1	10	.265	3	3	0	1	2
Jacob McNairy	5.20	2-2	9	8	0	0/0	0	45.0	55	28	26	10	39	11	2	10	.304	0	7	0	1	2

Hagan Banks	0.00	0-0	1	0	0	0/0	0	0.2	0	0	0	0	1	0	0	0	.000	0	0	0	1	0
Brayden Gainey	0.00	0-0	1	0	0	0/0	0	0.1	1	1	0	0	0	0	0	0	.500	1	0	0	0	0
Luke Holman	1.69	0-0	4	0	0	0/0	0	5.1	6	1	1	1	9	0	0	0	.273	1	2	0	0	0
Landon Green	3.00	0-0	3	0	0	0/0	0	3.0	2	1	1	1	5	0	0	0	.182	2	0	0	0	0
Hunter Hoopes	3.68	0-1	5	0	0	0/0	0	7.1	4	3	3	6	7	0	0	1	.167	0	0	0	0	0
Brock Guffey	5.19	0-2	11	0	0	0/1	0	17.1	19	11	10	10	16	3	0	3	.271	0	2	0	0	0
Antoine Jean	5.40	1-0	3	1	0	0/0	1	8.1	10	8	5	4	3	0	0	2	.278	0	1	0	0	0
Dylan Ray	5.60	1-3	10	0	0	0/1	3	17.2	16	11	11	10	24	1	0	5	.235	1	0	0	1	0
Jake Leger	5.74	0-0	8	0	0	0/0	0	15.2	19	11	10	4	15	5	0	3	.297	1	1	1	0	1
Braylon Myers	5.79	0-0	3	0	0	0/0	0	4.2	3	3	3	3	6	0	0	0	.188	0	2	0	0	1
Grayson Hitt	6.45	3-3	8	8	0	0/1	0	37.2	42	28	27	17	39	7	0	8	.286	0	4	0	0	0
Hunter Furtado	10.64	1-1	6	0	0	0/0	0	11.0	20	16	13	7	11	2	0	6	.392	4	2	0	1	1
Ben Hess	11.57	0-0	1	0	0	0/0	0	2.1	3	6	3	2	6	1	0	2	.273	0	0	0	0	0
Totals	5.44	10-16	26	26	0	1/1	4	228.1	254	159	138	93	236	39	3	50	.280	13	24	1	5	7
Opponents	4.51	16-10	26	26	0	1/1	7	231.1	223	133	116	95	236	39	3	27	.251	20	21	3	6	7

PB - Team (2), Tamez 2, Opp (3). Pickoffs - Team (2), Hitt 2, Opp (1). SBA/ATT - Tamez (18-24), Ray (6-6), Furtado (5-5), McNairy (1-3), Hoopes (0-2), McMillan (2-2), Myers (2-2), Hitt (1-2), Leger (0-1), Hess (1-1), Portera (1-1), Gainey (1-1).

2022 CUMULATIVE STATS [SEC]



Crimson Tide Baseball
Conference statistics for Alabama (as of May 17, 2022)
(Conference games only Sorted by Fielding pct)

Player	c	po	a	e	fld%	dp	sba	csb	sba%	pb	ci
Andrew Pinckney	56	53	3	0	1.000	2	0	0	---	0	0
Tommy Seidl	48	47	1	0	1.000	0	0	0	---	0	0
Will Portera	11	11	0	0	1.000	0	1	0	1.000	0	0
Garrett McMillan	8	4	4	0	1.000	0	2	0	1.000	0	0
Owen Diodati	8	8	0	0	1.000	0	0	0	---	0	0
Jacob McNairy	6	2	4	0	1.000	0	1	2	.333	0	0
Brock Guffey	5	2	3	0	1.000	1	0	0	---	0	0
Grayson Hitt	4	2	2	0	1.000	0	1	1	.500	0	0
Antoine Jean	3	1	2	0	1.000	0	0	0	---	0	0
Jake Leger	2	0	2	0	1.000	0	0	1	.000	0	0
Hunter Hoopes	2	1	1	0	1.000	0	0	2	.000	0	0
Braylon Myers	1	0	1	0	1.000	0	2	0	1.000	0	0
Drew Williamson	213	200	10	3	.986	18	0	0	---	0	0
Dominic Tamez	245	218	21	6	.976	1	18	6	.750	2	0
Caden Rose	34	31	2	1	.971	0	0	0	---	0	0
Jim Jarvis	101	40	58	3	.970	14	0	0	---	0	0
Zane Denton	64	15	46	3	.953	5	0	0	---	0	0
Bryce Eblin	106	38	63	5	.953	12	0	0	---	0	0
William Hamiter	12	11	0	1	.917	0	0	0	---	0	0
Dylan Ray	4	0	2	2	.500	0	6	0	1.000	0	0
Hunter Furtado	2	1	0	1	.500	0	5	0	1.000	0	0
Eric Foggo	0	0	0	0	.000	0	0	0	---	0	0
Will Hodo	0	0	0	0	.000	0	0	0	---	0	0
Luke Holman	0	0	0	0	.000	0	0	0	---	0	0
Hagan Banks	0	0	0	0	.000	0	0	0	---	0	0
Ben Hess	0	0	0	0	.000	0	1	0	1.000	0	0
Brayden Gainey	0	0	0	0	.000	0	1	0	1.000	0	0
Landon Green	0	0	0	0	.000	0	0	0	---	0	0
Totals	935	685	225	25	.973	20	19	6	.760	2	0
Opponents	936	694	222	20	.979	18	9	8	.529	3	0

Hitting minimums - 1 Games 75% of Games

Pitching minimums - 1 Games 40 IP

2022 TEAM MISCELLANEOUS STATS [OVERALL]



Crimson Tide Baseball Miscellaneous Stats for Alabama (as of May 17, 2022) (All games)



Multiple Hit Games	2	3	4	5+	Total
Andrew Pinckney	11	5	-	-	16
Drew Williamson	15	1	-	-	16
Jim Jarvis	11	4	-	-	15
Zane Denton	9	5	-	-	14
Tommy Seidl	6	7	1	-	14
Dominic Tamez	9	4	-	-	13
Caden Rose	9	1	-	-	10
Owen Diodati	7	2	-	-	9
Bryce Eblin	5	2	1	-	8
William Hamiter	6	1	-	-	7
Eric Foggo	3	-	-	-	3
Will Hodo	2	-	-	-	2
Camden Hayslip	1	-	-	-	1
Will Portera	1	-	-	-	1
TEAM	95	32	2	0	129

Multiple RBI Games	2	3	4	5+	Total
Zane Denton	7	4	-	1	12
Drew Williamson	9	1	1	1	12
Andrew Pinckney	8	-	-	-	8
Dominic Tamez	6	1	-	-	7
Owen Diodati	6	-	-	-	6
Tommy Seidl	4	-	1	-	5
William Hamiter	3	1	1	-	5
Bryce Eblin	1	1	-	-	2
Jim Jarvis	2	-	-	-	2
Eric Foggo	1	-	-	-	1
Caden Rose	-	1	-	-	1
TEAM	47	9	3	2	61

Hitting Streaks	Longest	Current
Jim Jarvis	12	1
Drew Williamson	12	5
Bryce Eblin	8	-
Owen Diodati	7	-
Zane Denton	7	-
Dominic Tamez	7	1
Andrew Pinckney	6	-
William Hamiter	5	2
Tommy Seidl	5	2
Caden Rose	5	-
Will Portera	3	2
Eric Foggo	2	-
Will Hodo	2	-
Camden Hayslip	2	-
Davis Heller	2	-

Reached Base Streaks	Longest	Current
Drew Williamson	19	5
Tommy Seidl	16	2
Bryce Eblin	14	-
Andrew Pinckney	13	-
Jim Jarvis	13	9
Owen Diodati	12	-
Caden Rose	11	11
Zane Denton	10	1
Dominic Tamez	9	1
William Hamiter	5	2
Will Portera	3	2
Eric Foggo	3	-
Will Hodo	2	-
Camden Hayslip	2	-
Davis Heller	2	-

2022 TEAM MISCELLANEOUS STATS [SEC]



Crimson Tide Baseball Miscellaneous Stats for Alabama (as of May 17, 2022) (Conference games only)




Multiple Hit Games	2	3	4	5+	Total
Andrew Pinckney	6	4	-	-	10
Drew Williamson	8	1	-	-	9
Dominic Tamez	5	2	-	-	7
Jim Jarvis	4	2	-	-	6
Caden Rose	5	-	-	-	5
Zane Denton	3	2	-	-	5
Bryce Eblin	3	1	1	-	5
Owen Diodati	3	-	-	-	3
Tommy Seidl	3	-	-	-	3
William Hamiter	1	1	-	-	2
Eric Foggo	1	-	-	-	1
TEAM	42	13	1	0	56


Multiple RBI Games	2	3	4	5+	Total
Drew Williamson	5	1	-	1	7
Zane Denton	3	2	-	-	5
William Hamiter	3	1	-	-	4
Andrew Pinckney	3	-	-	-	3
Owen Diodati	3	-	-	-	3
Dominic Tamez	2	1	-	-	3
Tommy Seidl	1	-	-	-	1
Jim Jarvis	1	-	-	-	1
Caden Rose	-	1	-	-	1
TEAM	21	6	0	1	28

Hitting Streaks	Longest	Current
Drew Williamson	7	4
Dominic Tamez	6	1
Bryce Eblin	6	-
Jim Jarvis	6	1
Andrew Pinckney	5	-
Zane Denton	5	-
Caden Rose	4	-
William Hamiter	4	2
Owen Diodati	4	-
Tommy Seidl	3	1
Will Hodo	1	-
Eric Foggo	1	1
Will Portera	1	1

Reached Base Streaks	Longest	Current
Drew Williamson	14	4
Jim Jarvis	13	8
Andrew Pinckney	12	-
Tommy Seidl	12	1
Bryce Eblin	12	-
Caden Rose	10	10
Zane Denton	7	1
Owen Diodati	7	-
Dominic Tamez	6	1
William Hamiter	4	2
Will Hodo	2	-
Eric Foggo	2	2
Will Portera	1	1



WILL HODO
INF/OF L-R • 6-3 • 220 • Fr.
Waynesboro, Miss.
Wayne Academy



JIMMY THIES
INF R-R • 6-3 • 210 • Fr.
Fort Lauderdale, Fla.
St. Thomas Aquinas




DOMINIC TAMEZ
C R-R • 5-10 • 205 • Jr.
San Antonio, Texas
McLennan C.C./Arkansas/Lady Bird Johnson




CONNOR PRIELIPP
LHP L-L • 6-2 • 210 • Jr.
Tomah, Wis.
Tomah



GRAHAM CRAWFORD
C S-R • 5-11 • 190 • Jr.
Hattiesburg, Miss.
Pearl River C.C./Sumrall




CADEN ROSE
OF/INF R-R • 5-10 • 175 • So.
Madison, Ala.
Bob Jones




KADE WOODS
RHP R-R • 6-3 • 200 • Fr.
Monroe, La.
Ouachita Christian



NATHAN SHELTON
LHP L-L • 6-1 • 185 • Fr.
Tuscaloosa, Ala.
American Christian Academy



JIM JARVIS
INF L-R • 5-10 • 185 • Jr.
San Diego, Calif.
Clairemont



WILLIAM HAMITER
OF L-R • 5-11 • 190 • Jr.
Tuscaloosa, Ala.
Northridge




HUNTER FURTADO
LHP R-L • 6-4 • 185 • So.
Lake Worth, Fla.
Wake Forest/The King's Academy



BYRCE EBLIN
INF L-R • 5-11 • 185 • So.
Greenwood, Ind.
Center Grove




ANTOINE JEAN
LHP R-L • 6-1 • 180 • Jr.
Montreal, Quebec
Ecole Edouard-Montpetit




OWEN DIODATI
OF L-R • 6-2 • 220 • Jr.
Niagara Falls, Ontario
A.N. Myer




HUNTER SUTE
C L-R • 5-11 • 190 • Fr.
Tuscaloosa, Ala.
American Christian Academy




DREW WILLIAMSON
INF L-R • 6-4 • 225 • Sr.
Brewton, Ala.
T.R. Miller



TRACE MOORE
LHP L-L • 6-0 • 195 • Jr.
Miramar, Fla.
Palm Beach State/Broward




TOMMY SEIDL
OF R-R • 6-1 • 210 • Sr.
Wellesley, Mass.
Harvard/St. Sebastian's School



ANDREW PINCKNEY
OF R-R • 6-3 • 205 • R-So.
Peachtree City, Ga.
McIntosh




CAMDEN HAYSLIP
OF L-L • 6-2 • 205 • Fr.
Lebanon, Tenn.
Friendship Christian



BRANDON CLARKE
LHP L-L • 6-4 • 225 • Fr.
Ashburn, Va.
Independence




ERIC FOGGO
INF R-R • 6-5 • 255 • Gr.
Hilton Head, S.C.
Stetson/Hilton Head



DAVIS HELLER
INF R-R • 6-8 • 250 • Jr.
Gilbert, Ariz.
South Mountain C.C./Mesquite



GRAYSON HITT
LHP R-L • 6-3 • 195 • So.
Germantown, Tenn.
Houston



BEN HESS
RHP R-R • 6-5 • 225 • Fr.
Charleston, Ill.
Charleston



ELI GILES
RHP R-R • 5-10 • 180 • So.
Mobile, Ala.
Faith Academy



BRAYDEN GAINNEY
RHP R-R • 6-0 • 200 • Jr.
Panama City, Fla.
Gulf Coast S.C./A. Crawford Mosley




JAKE LEGER
LHP L-L • 5-10 • 210 • Jr.
Lexington, Neb.
Iowa Western C.C./Lexington



WILL PORTERA
C/INF S-R • 5-10 • 185 • R-Fr.
Memphis, Tenn.
Memphis University School



BRAYLON MYERS
RHP L-R • 6-2 • 220 • Fr.
Bessemer, Ala.
Oak Grove




LUKE HOLMAN
RHP R-R • 6-4 • 185 • Fr.
Sinking Spring, Pa.
Wilson




JACOB MCNAIRY
RHP R-R • 6-2 • 205 • Sr.
Athens, Ala.
Athens



JAKE EDDINGTON
RHP R-R • 6-2 • 185 • So.
Doniphan, Mo.
Doniphan



HAGAN BANKS
RHP R-R • 6-4 • 200 • Fr.
Plainville, Ga.
Calhoun




HUNTER RUTH
RHP R-R • 6-4 • 195 • R-Sr.
Gainesville, Fla.
Palm Beach State/Florida/Buchholz




DYLAN RAY
RHP R-R • 6-3 • 230 • R-Fr.
New Market, Ala.
Bob Jones



GARRETT McMILLAN
RHP/INF L-R • 6-4 • 230 • Jr.
Tuscaloosa, Ala.
Shelton State C.C./Hillcrest



BROCK GUFFEY
LHP S-L • 6-1 • 190 • R-Sr.
Hoover, Ala.
Hoover



CONNOR BALL
LHP L-L • 6-0 • 170 • Fr.
Sterrett, Ala.
Chelsea



ZANE DENTON
INF S-R • 6-0 • 200 • Jr.
Brentwood, Tenn.
Ravenwood



LANDON GREEN
RHP R-R • 6-1 • 200 • R-Jr.
Helena, Ala.
Helena



HUNTER HOOPES
RHP R-R • 6-1 • 195 • Sr.
Fairfax, Va.
John A. Logan C.C./UNC Asheville/W.T. Woodson



BRAD BOHANNON
5th Year Head Coach
Berry College, 1998



JASON JACKSON
5th Year Assistant Coach (Pitching)
Florida State, 2000



MATT REIDA
1st Year Assistant Coach (Rec. Coord.)
Kentucky, 2014



HUNTER MORRIS
1st Year Assistant Coach (Hitting)
Auburn, 2017



JACK HOEHL
5th Year Director of Operations
Auburn, 2012



SEAN STRYKER
5th Year Athletic Trainer
Penn State, 2012



BRETT PRICE
4th Year Strength & Conditioning
Troy, 2013