

AUBURN BASEBALL

GAME NOTES





2022 AUBURN BASEBALL



AUBURN ATHLETICS COMMUNICATIONS: 392 SOUTH DONAHUE DRIVE || AUBURN, AL 36849 || AUBURNTIGERS.COM || @AUBURN_BASEBALL

2022 SCHEDULE

Day	Date	Opponent	Time/Result
Fri	Feb. 18	vs. Oklahoma	L, 0-3
Sat	Feb. 19	vs. #12 Texas Tech	W, 2-1
Sun	Feb. 20	vs. Kansas State	W, 12-1
WED	FEB. 23	TROY	W, 13-1
FRI	FEB. 25	YALE	W, 9-0
SAT	FEB. 26	YALE	W, 4-3
SAT	FEB. 26	YALE	L, 4-5 (10)
TUE	MAR. 1	ALABAMA STATE	W, 13-7
WED	MAR. 2	UAB	W, 16-1
FRI	MAR. 4	RHODE ISLAND	W, 7-2
SAT	MAR. 5	RHODE ISLAND	W, 16-0
SAT	MAR. 5	RHODE ISLAND	W, 12-0
SUN	MAR. 6	RHODE ISLAND	W, 14-1
Wed	Mar. 9	vs. Tennessee Tech	W, 4-3
FRI	MAR. 11	MIDDLE TENNESSEE	L, 8-10
SAT	MAR. 12	MIDDLE TENNESSEE	W, 10-7
SUN	MAR. 13	MIDDLE TENNESSEE	L, 3-4 (8)
THU	MAR. 17	#1 OLE MISS	L, 6-13
FRI	MAR. 18	#1 OLE MISS	W, 19-5
SAT	MAR. 19	#1 OLE MISS	L, 2-15
Tue	Mar. 22	vs. South Alabama	W, 13-12
Fri	Mar. 25	at Texas A&M	W, 6-5 (10)
Sat	Mar. 26	at Texas A&M	L, 4-5 (11)
Sun	Mar. 27	at Texas A&M	W, 13-9
TUE	MAR. 29	JACKSONVILLE STATE	L, 2-5
Thu	Mar. 31	at #12 LSU	W, 6-5
Fri	Apr. 1	at #12 LSU	L, 2-9
Sat	Apr. 2	at #12 LSU	W, 6-4
Tue	Apr. 5	at UAB	W, 6-4
FRI	APR. 8	#12 VANDERBILT	W, 5-1
SAT	APR. 9	#12 VANDERBILT	L, 4-19
SUN	APR. 10	#12 VANDERBILT	W, 8-2
TUE	APR. 12	SAMFORD	W, 4-1
Thu	Apr. 14	at Miss. State	L, 6-7
Fri	Apr. 15	at Miss. State	L, 5-9
Sat	Apr. 16	at Miss. State	W, 3-2
TUE	APR. 19	ALABAMA STATE	W, 6-5 (10)
WED	APR. 20	KENNESAW STATE	W, 14-1
FRI	APR. 22	SOUTH CAROLINA	W, 6-3
SAT	APR. 23	SOUTH CAROLINA	W, 8-6
SUN	APR. 24	SOUTH CAROLINA	W, 2-0
Tue	Apr. 26	at Jacksonville State	W, 8-4
Fri	Apr. 29	at #1 Tennessee	L, 4-17
Sat	Apr. 30	at #1 Tennessee	W, 8-6
Sun	Apr. 31	at #1 Tennessee	L, 3-5
FRI	MAY 6	#3 ARKANSAS	L, 8-11
SAT	MAY 7	#3 ARKANSAS	W, 5-3
SUN	MAY 8	#3 ARKANSAS	L, 4-7
Tue	May 10	at Troy	W, 11-4
FRI	MAY 13	ALABAMA	W, 3-2
SAT	MAY 14	ALABAMA	W, 6-4
SUN	MAY 15	ALABAMA	NC
Tue	May 17	at Samford	W, 8-4
Fri	May 20	at Kentucky	L, 1-5
Fri	May 20	at Kentucky	W, 6-3
Sat	May 21	at Kentucky	L, 3-6

POSTSEASON

May 24	vs. Kentucky^	L, 1-3
JUNE 3	SOUTHEASTERN*	W, 19-7
JUNE 4	FLORIDA STATE*	W, 21-7
JUNE 5	#19 UCLA*	W, 11-4
June 11	at #3 Oregon State\$	W, 7-5
June 12	at #3 Oregon State\$	L, 3-4
June 13	at #3 Oregon State\$	W, 4-3
June 18	vs. Ole Miss#	6 p.m.
June 20	TBD	TBD

Home games in **BOLD CAPS**

All home games at Plainsman Park | All times central

^ SEC Tournament | *Auburn Regional

\$ Corvallis Super Regional | # College World Series

GAME 63

OMAHA, NEB. (Charles Schwab Field)



#14 **AUBURN TIGERS** (42-20, 16-13 SEC)

Head Coach: Butch Thompson (Birmingham-Southern, 1992)

Career Record: 260-183 (8th season) | Record at Auburn: 221-162 (7th season)

VS.



OLE MISS REBELS (37-22, 14-16 SEC)

Head Coach: Mike Bianco (LSU, 1989)

Career Record: 949-555-1 (25th season) | Record at : 849-484-1 (22nd season)

» QUICK HITTERS

- Auburn is one of six programs to appear in two of the last three College World Series, joining Arkansas, Mississippi State, Stanford, Texas and Vanderbilt on the short list.
- Butch Thompson is one of five active SEC coaches who have taken their program to a pair of College World Series in a three-season span, joining Tim Corbin (Vanderbilt), Chris Lemonis (Mississippi State), Kevin O'Sullivan (Florida) and Dav Van Horn (Arkansas).
- To get here, the Tigers became the first team to defeat Oregon State in a home super regional.
- In 2019, Auburn became the first program to defeat North Carolina in Chapel Hill Super Regional and is the only program to win two road super regionals in the last three tournaments.
- After hitting .209 and scoring 11 runs in the four games leading up to the tournament, Auburn is hitting .303 and has scored 65 runs 67 hits in six NCAA Tournament games.
- The Tigers outscored Southeastern, Florida State and UCLA 51-18 in three games in the Auburn Regional, marking the most runs by a SEC team in the first three games of a regional.
- Sonny DiChiara is one home run shy of matching the program record (23) set by fellow SEC Player of the Year Hunter Morris in 2010.
- Blake Burkhalter's 15 saves are second in the country and second in single-season history.

PITCHING MATCHUP

AUBURN

OLE MISS

SAT | SO RHP Joseph Gonzalez

(7-3, 2.95) vs. JR RHP Dylan DeLucia

(6-2, 4.35)

GAME INFO

Date: Saturday, June 18, 2022

Game Time: 6 p.m. CT

Site: Omaha, Neb. | Charles Schwab Field (24,505)

TV: ESPN2

Talent: Mike Monaco (pxp), Kyle Peterson (color), Chris Burke (color), Kris Budden (filed)

Radio: 93.9 FM | AuburnTigers.com

Talent: Andy Burcham, Brad Law

Radio: Sirius XM | Channel 374

Live Stats: StatBroadcast.com

Twitter Updates: @AuburnBaseball

Postgame Recap: AuburnTigers.com

Series History: Auburn trails, 89-96-1

Auburn: Auburn leads, 51-38

Oxford: Auburn trails, 33-54-1

Neutral: Series tied, 4-4

Last Meeting: Ole Miss 15, Auburn 2 (3/19/22)

AUBURN

42-20, 16-13 SEC

Team Leaders

Batting Average:	SR IF Sonny DiChiara (.392)
Runs:	SR IF Sonny DiChiara (58)
2B:	SR OF Kason Howell (19)
HR:	SR IF Sonny DiChiara (22)
RBI:	SR IF Sonny DiChiara (59)
Stolen Bases:	R-JR IF Blake Rambusch (16-21)

OLE MISS

37-22, 14-16 SEC

Team Leaders

Batting Average:	SR IF/OF Kevin Graham (.331)
Runs:	SO OF Jacob Gonzalez (64)
2B:	SR IF/OF Justin Bench (16)
HR:	SR IF/OF Tim Elko (22)
RBI:	SR IF/OF Tim Elko (71)
Stolen Bases:	JR IF Peyton Chatagnier (10-14)

POTENTIAL STARTING LINEUP

Pos.	#	Player	AVG	AB	R	H	2B	3B	HR	RBI	SB-SBA	BB
C	28	Nate LaRue	.224	143	19	32	8	0	6	34	2-2	13
1B	17	Sonny DiChiara	.392	194	58	76	15	0	22	59	0-0	68
2B	7	Cole Foster	.268	164	40	44	9	0	9	44	2-3	28
3B	11	Blake Rambusch	.336	253	53	85	12	1	4	37	16-21	28
SS	4	Brody Moore	.294	245	46	72	12	1	5	37	5-7	22
LF	31	Mike Bello	.264	91	17	24	4	0	1	12	1-1	13
CF	5	Kason Howell	.286	241	50	69	19	2	2	35	11-13	28
RF	27	Bobby Peirce	.287	150	31	43	6	4	9	27	5-6	12
DH	19	Brooks Carlson	.310	174	36	54	10	0	6	31	0-1	23



AUBURN'S RECORD WHEN...

	2022	Under Thompson
Overall	42-20	221-162
SEC	16-13	79-100
Non-Conference	21-5	122-47
Postseason	5-2	20-15
Home	25-9	146-72
Away	12-9	52-69
Neutral	5-2	19-18
Current streak	W1	W1
Last 5 games	4-1	4-1
Last 10 games	6-4	6-4

Situational:

AU scores first	23-6	146-54
Opp. scores first	19-14	75-108
AU scores 4+ runs	38-10	200-73
AU scores 3 runs or less	4-10	21-89
AU leads after 7 innings	34-2	179-16
8 innings	37-2	201-14
AU trails after 7 innings	4-15	16-118
8 innings	3-15	7-127
Game tied after 7 innings	3-2	21-24
8 innings	1-2	6-15
Extra Innings	2-3	11-18
1-run games	10-5	46-44
2-run games	8-3	2-17
3-run games	4-5	24-23
Games decided by 5+ runs	16-5	100-48
vs. LH Starter	10-5	65-51
vs. RH Starter	32-15	157-110
More hits than opponent	28-4	162-29
Fewer hits than opponent	8-15	37-122
Hits are tied	6-1	20-12
AU has 10+ hits	27-6	135-62
Opp. has 10+ hits	10-9	53-99
Hit a home run	27-12	144-69
Opp. hits a home run	24-16	99-105
AU quality start	7-2	68-22
Opp. quality start	1-2	26-57
AU commits no errors	22-5	99-41
Opp. commits no error	16-10	61-82

By Day:

Sunday	7-4	35-30
Monday	1-0	2-2
Tuesday	8-1	45-17
Wednesday	4-1	18-7
Thursday	1-2	8-16
Friday	7-6	52-38
Saturday	12-5	57-49
Day Games (first pitch before 6 p.m.)	16-11	122-86
Night Games (first pitch after 6 p.m.)	26-9	100-76
Doubleheaders	5-3	26-16

By Month:

February	5-2	45-14
March	13-6	74-41
April	13-5	51-49
May	6-5	34-47
June	5-1	15-8

By Jersey:

White	7-3	57-33
Blue	10-4	43-33
Orange	10-5	49-34
Gray	7-3	27-38
Pinstripes	8-5	35-22
Cream Throwback	0-0	8-2

UNIVERSITY INFORMATION

Location	Auburn, Ala.
Enrollment	31,526
Founded	October 1, 1856
Nickname	Tigers
Colors	Burnt Orange and Navy Blue
President	Dr. Chris Roberts (Missouri)
Athletics Director	Allen Greene (Notre Dame)
Conference	Southeastern (SEC West)
Stadium / Capacity	Samford Stadium-Hitchcock Field at Plainsman Park / 4,096
Ticket Office Phone	855-282-2010

BASEBALL COACHING / SUPPORT STAFF

Head Coach	Butch Thompson (Birmingham-Southern, 1992)
Record at Auburn / Seasons	221-162 (.577) / 7th
Career Coaching Record / Seasons	260-183 (.587) / 8th
Assistant Coach	Karl Nonemaker (Vanderbilt, 2002)
Assistant Coach	Gabe Gross (Auburn, 2012)
Volunteer Assistant	Tim Hudson (Auburn, 2021)
Director of Player Development	Aaron Everett (UT Martin, 2012)
Director of Operations	Greg Drye (Southern Miss, 1998)
Athletic Trainer	Anthony Sandersen (South Dakota State, 2004)
Strength & Conditioning	Chris Joyner (Minnesota State - Mankato, 2001)

PROGRAM HISTORY

Modern Era Program Record (since 1949)	2,030-1,395-4 (.592)
College World Series Appearances / Last	5 / 2019
College World Series Record	3-10 (.231)
NCAA Regional Appearances / Last	22 / 2019
NCAA Regional Record	51-45 (.531)
NCAA Super Regional Appearances / Last	3 / 2019
NCAA Super Regional Record	3-5 (.375)
Last Postseason Opponent	Louisville / 2019 College World Series
Result	Lost, 5-3

POSTSEASON HISTORY

College World Series Appearances: 5 (1967, 1976, 1994, 1997, 2019)

Super Regional Appearances: 3 (1999, 2018, 2019)

NCAA Regional Appearances: 22 (1963, 1967, 1976, 1978, 1987, 1989, 1993-95, 1997-2003, 2005, 2010, 2015, 2017, 2018, 2019)

NCAA Regional Titles: 7 (1967, 1976, 1994, 1997, 1999, 2018, 2019)

MEDIA RELATIONS

Baseball Contact: George Nunnelley, Asst. Director - Athletics Comm.
Cell: 502-609-9982
Email: gnunnelley@auburn.edu
Twitter: @gnunnelley
Associate AD: Kirk Sampson

2022 AUBURN BASEBALL ROSTER

No.	Name	Pos.	Cl.	B/T	Ht.	Wt.	Exp.	Hometown (Previous School)
1	Blake Rambusch	IF/OF	R-Jr.	R/R	5-9	175	JC	Austin, Texas (Grayson College)
2	Josh Hall	OF	R-Jr.	L/R	5-9	192	1L	Birmingham, Ala. (Ole Miss)
4	Brody Moore	IF	Sr.	R/R	5-11	183	3L	Oneonta, Ala. (Oneonta)
5	Kason Howell	OF	Sr.	R/R	6-0	180	3L	Argyle, Texas (Liberty Christian)
6	Ryan Dyal	C	R-So.	L/R	5-10	197	1L	Senoia, Ga. (East Coweta)
7	Cole Foster	IF	So.	S/R	6-1	190	1L	Plano, Texas (Plano Senior)
8	Bryson Ware	OF	Jr.	R/R	6-2	193	1L	Madison, Miss. (Pearl River CC)
9	Cade Granzow	RHP	Fr.	R/R	6-3	220	HS	Franklin, Tenn. (Brentwood)
11	Garrett Farquhar	IF	5th	R/R	5-11	187	2L	Hoover, Ala. (Shelton State CC)
13	Ben Schorr	C	R-Fr.	R/R	6-0	185	RS	Columbus, Ga. (Columbus)
14	Brooks Fuller	LHP	Sr.	L/L	6-3	210	3L	Auburn, Ala. (Auburn)
16	Cam Hill	IF/LHP	So.	L/L	6-5	214	1L	Madison, Ala. (Bob Jones)
17	Sonny DiChiara	IF	Sr.	R/R	6-1	263	TR	Hoover, Ala. (Samford)
18	Mason Barnett	RHP	Jr.	R/R	6-0	218	2L	Cartersville, Ga. (Cartersville)
19	Brooks Carlson	IF	Gr.	R/R	5-11	192	TR	Mobile, Ala. (Samford)
20	Hayden Mullins	LHP	Jr.	L/L	6-0	194	2L	Gallatin, Tenn. (Hendersonville)
21	Trace Bright	RHP	Jr.	R/R	6-4	199	2L	Montgomery, Ala. (Trinity Presbyterian)
22	Garrett Wade	LHP	R-Jr.	L/L	6-3	199	2L	Hartselle, Ala. (Hartselle)
23	Parker Carlson	RHP	Fr.	R/R	6-1	170	HS	Mobile, Ala. (Faith Academy)
27	Bobby Peirce	OF	R-Jr.	R/R	6-2	181	1L	Scottsdale, Ariz. (South Mountain CC)
28	Nate LaRue	C/RHP	Jr.	R/R	6-3	217	2L	Mobile, Ala. (McGill-Toolen)
29	Carson Skipper	LHP	Sr.	L/L	6-2	211	3L	Trussville, Ala. (Trussville)
31	Mike Bello	OF	Fr.	L/L	6-1	190	HS	Oak Ridge, N.J. (Pope John XXIII)
32	Carson Swilling	RHP	So.	R/R	5-11	196	1L	Smiths Station, Ala. (Smiths Station)
34	Ben Bosse	RHP	Fr.	R/R	6-1	194	HS	Brenham, Texas (Brenham)
37	Mason Land	IF	Jr.	L/R	5-10	173	JC	Cantonment, Fla. (Chattahoochee Valley CC)
40	Blake Burkhalter	RHP	Jr.	R/R	6-0	204	2L	Dothan, Ala. (Northview)
41	John Armstrong	RHP	Fr.	R/R	5-11	200	HS	Marietta, Ga. (Harrison)
43	Chase Isbell	RHP	Jr.	R/R	6-2	198	TR	Springville, Ala. (Samford)
44	Grant Newton	RHP	R-Jr.	R/R	6-4	236	TR	Orange County, Calif. (Santa Ana College)
45	Joseph Gonzalez	RHP	So.	R/R	6-4	230	1L	Humacao, P.R. (Leadership Christian Academy)
46	Chase Allsup	RHP	Fr.	R/R	6-1	220	HS	Dothan, Ala. (Dothan)
47	Tommy Sheehan	LHP	Gr.	L/L	6-0	209	TR	Brielle, N.J. (Notre Dame)
50	Jake Wyandt	C	Gr.	R/R	5-11	195	TR	Laurel, Md. (Presbyterian)
51	Luke Burk	IF	Jr.	R/R	6-0	219	JC	Galena, Mo. (Neosho County CC)
52	Jordan Armstrong	RHP	Sr.	R/R	6-2	184	JC	McDonough, Ga. (Chattahoochee Valley CC)
54	Konner Copeland	LHP	So.	L/L	6-2	189	JC	Mobile, Ala. (Pensacola State CC)
57	Tyler Drabick	RHP	Gr.	R/R	6-2	193	TR	Canton, Ohio (Lipscomb)
72	Brody Moss	IF	Fr.	L/R	5-11	173	HS	Helena, Ala. (Helena)

COACHES & STAFF

30	Butch Thompson	Head Coach
35	Karl Nonemaker	Assistant Coach
39	Gabe Gross	Assistant Coach
15	Tim Hudson	Volunteer Assistant Coach
	Aaron Everett	Director of Player Development
	Greg Drye	Director of Operations
	Chris Joyner	Strength & Conditioning
	Anthony Sandersen	Athletic Trainer
	Jeremy Page	Athletic Trainer Intern

PRONUNCIATION GUIDE

Ben BOSSE.....	BOSSY
Sonny DICHARA	De-SHARE-uh
Ryan DYAL.....	DIAL
Garrett FARQUHAR	FAR-kwar
Cade GRANZOW	Gran-ZO
KASON Howell.....	KAY-son
Chase ISBELL.....	IZ-bull
Ben SCHORR.....	SHORE
Jake WYANDT	Why-ANDT

30 BUTCH THOMPSON HEAD COACH**THE AUBURN SKIPPER**

- Eight College World Series appearances / 17 postseason appearances
- 2013 National Runner-up (Mississippi State)
- 2001 National Champion (Birmingham-Southern)
- 2014 Baseball America/ABCA National Assistant Coach of the Year
- 2006 FCA Coach of the Year
- Coached 18 pitchers who went on to pitch in the Major Leagues
- Recruited and coached 33 pitchers who were drafted out of college that weren't drafted out of high school

Butch Thompson enters his seventh season at the helm of the program in 2021, posting a record of 179-142 in his first six seasons. He led the program to the first College World Series appearance in 22 years in 2019 and took the Tigers to three straight regionals for the first time since 2001-03.

Butch Thompson was named Auburn's head baseball coach on October 22, 2015 and enters his seventh season with the Tigers in 2021.

Thompson, who spent three seasons as an assistant coach and recruiting coordinator at Auburn from 2006-08, returned to The Plains after seven seasons at Mississippi State as both associate head coach and pitching coach.

A native of Amory, Miss., Thompson has coached 31 Division I All-Americans and 40 all-conference performers. He has seen 18 of his former pitchers make their Major League Baseball debuts, including 12 since 2014. Thompson has also turned 33 pitchers who went undrafted out of high school into MLB draft picks.

Thompson had three pitchers drafted in the first 11 rounds in 2014 and five pitchers drafted, including three in the top 10 rounds, in 2013. He added a first-round selection in the 2016 draft, a third-round pick in Keegan Thompson in 2017 and the first No. 1 overall pick in program history in Casey Mize in 2018. With Tanner Burns also going as a supplemental first round pick in 2020, Auburn became one of four programs with a pair of pitchers drafted in the first round from 2018-20.

Along with his pitching pedigree, Thompson is also considered one of the top recruiters in the country. Since 2003, he has secured 14 recruiting classes that were ranked in the top 10 by either Baseball America or Perfect Game, including the No. 5 signing class in 2017 and a program record No. 4 class in 2018. His classes signed from 2006-08 at Auburn each ranked in the top 18 nationally, including the No. 5 class in 2008, which included All-American and SEC Player of the Year Hunter Morris.

In 29 years of coaching at the collegiate level, including 20 in the Southeastern Conference, Thompson has coached eight College World Series participants, including leading the Tigers to the program's first trip to the College World Series in 22 years in 2019. Thompson has also coached one national champion and a national runner-up, won nine conference championships and made 17 postseason appearances. He has also served as an assistant under three National Coach of the Year recipients.

Thompson was named the 2006 Fellowship of Christian Athletes SEC Coach of the Year while at Auburn and the 2014 Baseball America and American Baseball Coaches Association (ABCA) National Assistant Coach of the Year while at Mississippi State.

Thompson has returned the Tigers to prominence in five seasons on The Plains as he has guided the team to a 179-142 overall record and took the team to three straight NCAA Tournament appearances for the first time since 2001-03, including back-to-back super regionals for the first time in program history. After advancing to the College World Series in 2019 and a winner-take-all game three in the Gainesville Super Regional in 2018, the Tigers finished those respective seasons ranked as high as No. 8 and No. 9. It marked the third time in program history the team has finished back-to-back seasons in the top 10.

Entering the 2019 postseason as the No. 2 seed in the Atlanta Regional, Auburn became the only program to sweep a regional on the road in each of the last two seasons before also becoming the first team to defeat North Carolina in a Chapel Hill Super Regional in 2019, punching its ticket to Omaha for the first time since 1997.

In seven seasons at MSU, Thompson made four NCAA regional trips, two Super Regionals, won the SEC Tournament and advanced to the College World Series finishing as NCAA runner-up in 2013. In three of his last four seasons in Starkville, the Bulldogs' staff ERA finished no higher than 3.06. Thompson's 2013 pitching staff was one of two nationally to finish in the top 15 in ERA, strikeouts per nine innings and hits allowed per nine innings.



In addition to his experience at Auburn and Mississippi State, Thompson also spent four seasons at Georgia from 2002-05, including a trip to the College World Series in 2004. While there, he guided the development of future Major Leaguers Josh Fields, Mitchell Boggs and Brooks Brown.

Thompson launched his coaching career as pitching coach and top assistant at Huntingdon College (Ala.) in 1993, before returning to his alma mater in Birmingham, where he helped lead the Panthers to back-to-back Southern States Conference Championships and in 1995 coached BSC to its first NAIA World Series berth.

Thompson left BSC briefly to serve as head coach at Jefferson State Community College in Birmingham in 1997. While at JSCC, he was honored as the Regional Tournament Coach of the Year, the ABCA Alabama Junior College Coach of the Year and the Southeast Region Coach of the Year after guiding JSCC to a 39-21 mark, the AJCAA Region 22 State Championship and a third-place finish in the NJCAA Division II World Series.

He returned to Birmingham-Southern as top assistant the following season, beginning a four-year run during the most successful span in BSC baseball history. The Panthers won 196 games and four TranSouth Conference Championships and made three-consecutive appearances in the NAIA World Series. BSC's 2001 team posted a school-best 55-11 mark and captured the NAIA National Championship.

In 2002, Thompson joined the SEC baseball coaching fraternity as a pitching coach and recruiting coordinator at Georgia and has been a part of the league for the past 17 seasons.

Thompson currently serves as the large-school representative for the Alabama Baseball Coaches Association and is an All-American committee member representing the South region for the ABCA.

Thompson prepped at Amory (Miss.) High School and later starred as a pitcher at Itawamba (Miss.) Community College from 1989-90. He is a member of both the ICC Athletic Hall of Fame (Class of 2014) and MACCC Hall of Fame (Class of 2021).

Thompson earned a Bachelor's Degree in History at BSC in 1992 and completed a Master's Degree in Sports Administration at UAB in 1996. He is married to the former Robin Ashe of Birmingham, Ala., and they are the parents of three daughters --- Anna, Olivia and Madelyn Gail.



2022 NCAA Men's College World Series
Charles Schwab Field Omaha - Omaha, Nebraska
June 17-26/27

BRACKET 1

*Texas A&M (42-18)

Game 1
 Friday, June 17
 1 p.m.
 ESPN
 Oklahoma (42-22)

*Texas (47-20)

Game 2
 Friday, June 17
 6 p.m.
 ESPN
 Notre Dame (40-15)

Game 5
 Sunday, June 19
 1 p.m.
 ESPN

Game 6
 Sunday, June 19
 6 p.m.
 ESPN2

Game 9
 Tuesday, June 21
 1 p.m.
 ESPN

Game 11
 Wednesday, June 22
 1 p.m.
 ESPN

***Bracket 1**
 (if necessary)
 Thursday, June 23
 TBD
 ESPN

Loser Game 11 (if first loss)

**BRACKET 1
 WINNER**



BRACKET 2

*Stanford (47-16)

Game 3
 Saturday, June 18
 1 p.m.
 ESPN
 Arkansas (43-19)

*Auburn (42-20)

Game 4
 Saturday, June 18
 6 p.m.
 ESPN2
 Ole Miss (37-22)

Game 7
 Monday, June 20
 1 p.m.
 ESPN

Game 8
 Monday, June 20
 6 p.m.
 ESPN

Game 10
 Tuesday, June 21
 6 p.m.
 ESPN

Game 12
 Wednesday, June 22
 6 p.m.
 ESPN

Loser Game 12 (if first loss)

****Bracket 2**
 (if necessary)
 Thursday, June 23
 TBD
 ESPN2

**BRACKET 2
 WINNER**

MCWS Finals
 (Best two-of-three and all games on ESPN)
 Game One - Saturday, June 25 - 6 p.m.
 Game Two - Sunday, June 26 - 2 p.m.
 #Game Three - Monday, June 27 - 6 p.m.

**NATIONAL
 CHAMPION**

All times Central and subject to change. *Home Team

*Bracket 1 will be necessary if the winner of Game 9 also wins Game 11. If it is the only game scheduled for that day, the game will tentatively start at 6 p.m. If there are two games for that day, the game will tentatively start at 1 p.m.

**Bracket 2 will be necessary if the winner of Game 10 also wins Game 12. If it is the only game scheduled for that day, the game will tentatively start at 6 p.m. If there are two games for that day, the game will tentatively start at 6 p.m.


#MCWS Finals Game 3 will be necessary if the winner of MCWS Finals Game 1 loses MCWS Finals Game 2.



Don't Bet On It.

© 2022 National Collegiate Athletic Association. No commercial use without the NCAA's written permission.


AUBURN IN THE COLLEGE WORLD SERIES



1967

Paul Nix, 32-10

Omaha, NE	3rd	
Ohio State.....	1-0	W
Stanford.....	3-6	L
Rider.....	4-3	W
Stanford (7 inn./rain).....	3-5	L



1994

Hal Baird, 44-21

Omaha, NE	T-7th	
Oklahoma.....	4-5	L
Miami (Fla.).....	5-7	L



2019

Butch Thompson, 38-28


Omaha, NE	T-7th	
Mississippi State.....	4-5	L
Louisville.....	3-5	L



1976

Paul Nix, 37-15

Omaha, NE	T-7th	
Clemson.....	4-9	L
Maine.....	8-9	L



1997

Hal Baird, 50-17

Omaha, NE	T-5th	
Stanford.....	3-8	L
Rice.....	10-1	W
Stanford.....	4-11	L

AUBURN VS. CWS OPPONENTS

Clemson.....	0-1
Louisville.....	0-1
Maine.....	0-1
Miami (Fla.).....	0-1
Mississippi State.....	0-1
Ohio State.....	1-0
Oklahoma.....	0-1
Rice.....	1-0
Rider.....	1-0
Stanford.....	0-4
10 Opponents.....	3-10

CWS LINESCORES

1967

Auburn 1, Ohio State 0 • June 12

OSU.....	000	000	000	-	0	5	2
AU.....	100	000	00X	-	1	5	3
W: Lowe (11-1), L: Boggs (4-1)							

Stanford 6, Auburn 3 • June 13

AU.....	000	102	000	-	3	8	3
SU.....	310	000	20X	-	6	7	1
W: Vance (11-0), L: Blausner (5-5)							

Auburn 4, Rider 3 • June 14

RC.....	000	011	100	-	3	10	6
AU.....	000	102	001	-	4	6	2
W: Lowe (15-1), L: Mischik (7-3)							

Stanford 5, Auburn 3 • June 15

AU.....	010	001	1	-	3	7	3
SU.....	100	400	0	-	5	5	0
W: Hamm, L: Boverf							

1976

Clemson 9, Auburn 4 • June 11

AU.....	000	111	001	-	4	10	2
CU.....	000	502	11X	-	9	10	1
W: Porter (12-0), L: Hudson (10-5)							

Maine 9, Auburn 8 • June 12

AU.....	410	030	000	-	8	13	2
UM.....	230	202	00X	-	9	12	4
W: LaCasse (7-1), L: Leach (8-5)							

1994

Oklahoma 9, Auburn 4 • June 4

AU.....	000	000	031	-	4	12	1
OU.....	020	100	11X	-	5	11	2
W: Redman (13-3), L: Powell (5-4)							
S: Buckles (13)							

Miami 7, Auburn 5 • June 6

UM.....	400	000	300	-	7	8	6
AU.....	001	012	010	-	5	12	2
W: Westfall (3-0), L: Humphreys (13-4)							
S: Tessmer (3)							

1997

Stanford 8, Auburn 3 • May 30

AU.....	000	201	000	-	3	6	3
SU.....	010	050	02X	-	8	12	1
W: Hutchinson (8-3), L: Hebson (11-4)							
S: Austin (4)							

Auburn 10, Rice 1 • June 1

RU.....	000	001	000	-	1	4	1
AU.....	014	203	00X	-	10	11	0
W: Hudson (15-2), L: Bess (3-3)							

Stanford 11, Auburn 4 • June 3

SU.....	300	104	102	-	11	13	2
AU.....	004	000	000	-	4	8	3
W: Austin (5-2), L: Dunham (5-2)							

2019

Mississippi State 5, Auburn 4 • June 16

AU.....	020	100	010	-	4	6	2
MSU.....	000	001	004	-	5	12	3
W: Gordon (5-0), L: Burns (4-4)							

Louisville 5, Auburn 3 • June 16

UL.....	100	300	010	-	5	7	0
AU.....	010	000	101	-	3	13	2
W: Elliott (3-2), L: Horn (4-2)							
S: Kirian (5)							

AUBURN IN THE NCAA TOURNAMENT

REGIONAL RESULTS

Year	Opponent	Score	Result	Location
1963	West Virginia	1-2	L	Gastonia, NC
	Florida State	3-4	L	Gastonia, NC
1967	West Virginia	8-3	W	Gastonia, NC
	Florida State	13-2	W	Gastonia, NC
	Clemson	2-3	L	Gastonia, NC
	Clemson	6-5	W	Gastonia, NC
1976	Middle Tenn. St.	10-5	W	Tallahassee, FL
	Florida State	2-1	W	Tallahassee, FL
	Jacksonville	7-5	W	Tallahassee, FL
1978	Memphis State	14-10	W	Auburn, AL
	North Carolina	2-3	L	Auburn, AL
	Memphis State	5-6	L	Auburn, AL
1987	Seton Hall	22-1	W	Huntsville, AL
	Middle Tenn. St.	5-3	W	Huntsville, AL
	Seton Hall	6-15	L	Huntsville, AL
	Clemson	3-6	L	Huntsville, AL
1989	South Florida	9-3	W	Tallahassee, FL
	Clemson	14-7	W	Tallahassee, FL
	Florida State	6-7	L	Tallahassee, FL
	Clemson	1-11	L	Tallahassee, FL
1993	Arizona	9-1	W	Stillwater, OK
	Oklahoma St.	10-14	L	Stillwater, OK
	N.C. State	2-13	L	Stillwater, OK
1994	Virginia Tech	7-0	W	Clemson, SC
	Old Dominion	11-8 [10]	W	Clemson, SC
	Clemson	11-5	W	Clemson, SC
	Notre Dame	8-0	W	Clemson, SC
1995	Pennsylvania	2-1	W	Oklahoma City, OK
	Ohio State	8-6	W	Oklahoma City, OK
	Oklahoma	8-9	L	Oklahoma City, OK
	Texas	4-2	W	Oklahoma City, OK
	Oklahoma	1-3	L	Oklahoma City, OK
1997	Western Carolina	11-3	W	Tallahassee, FL
	South Florida	9-0	W	Tallahassee, FL
	Florida State	8-7	W	Tallahassee, FL
	Florida State	7-9	L	Tallahassee, FL
	Florida State	5-2	W	Tallahassee, FL
1998	Rutgers	15-17	L	Tallahassee, FL
	Liberty	3-2	W	Tallahassee, FL
	Rutgers	7-4	W	Tallahassee, FL
	Oklahoma	9-8	W	Tallahassee, FL
	Florida State	10-16	L	Tallahassee, FL
1999	N. C. State	9-7	W	Auburn, AL
	Winthrop	8-6	W	Auburn, AL
	Tulane	5-7	L	Auburn, AL
	Tulane	13-9	W	Auburn, AL
2000	Stetson	5-9	L	Atlanta, GA
	Georgia Southern	11-5	W	Atlanta, GA
	Stetson	10-13	L	Atlanta, GA
2001	Jacksonville	8-7	W	Tallahassee, FL
	Florida State	6-10	L	Tallahassee, FL
	Jacksonville	3-2	W	Tallahassee, FL
	Florida State	6-9	L	Tallahassee, FL
2002	Florida Atlantic	11-16	L	Tuscaloosa, AL
	Alabama	3-6	L	Tuscaloosa, AL
2003	Princeton	5-2	W	Auburn, AL
	Ohio State	2-6	L	Auburn, AL
	Clemson	15-0	W	Auburn, AL
	Ohio State	7-9	L	Auburn, AL
2005	South Alabama	13-5	W	Tallahassee, FL
	Florida State	3-4	L	Tallahassee, FL
	Army	12-3	W	Tallahassee, FL
	Florida State	4-10	L	Tallahassee, FL
2010	Jacksonville State	9-7	W	Auburn, AL
	Clemson	2-5	L	Auburn, AL
	Southern Miss	17-8	W	Auburn, AL
	Clemson	11-10	W	Auburn, AL
	Clemson	7-13	L	Auburn, AL
2015	College of Charleston	7-6 [11]	L	Tallahassee, FL
	Mercer	1-0	W	Tallahassee, FL
	College of Charleston	3-2	L	Tallahassee, FL
2017	UCF	7-4	W	Tallahassee, FL
	Tennessee Tech	5-3	W	Tallahassee, FL
	Florida State	7-8 [10]	L	Tallahassee, FL
	Florida State	0-6	L	Tallahassee, FL
2018	Northeastern	13-4	W	Raleigh, NC
	Army	12-1	W	Raleigh, NC
	N.C. State	15-7	W	Raleigh, NC
2019	Coastal Carolina	16-7	W	Atlanta, GA
	Georgia Tech	6-5	W	Atlanta, GA
	Georgia Tech	4-1	W	Atlanta, GA
2022	Southeastern	19-7	W	Auburn, AL
	Florida State	21-7	W	Auburn, AL
	UCLA	11-4	W	Auburn, AL

REGIONAL RESULTS BY YEAR

Year	Regional	Result	W-L	Location
1963	District 3	Fourth	0-2	Gastonia, NC
1967	District 3	CHAMPIONS	3-1	Gastonia, NC
1976	South	CHAMPIONS	3-0	Tallahassee, FL
1978	South	Third	1-2	Auburn, AL
1987	South I	Third	2-2	Huntsville, AL
1989	Atlantic	Third	2-2	Tallahassee, FL
1993	Midwest	Fourth	1-2	Stillwater, OK
1994	East	CHAMPIONS	4-0	Clemson, SC
1995	Midwest II	Second	3-2	Oklahoma City, OK
1997	East	CHAMPIONS	4-1	Tallahassee, FL
1998	Atlantic II	Second	3-2	Tallahassee, FL
1999	Auburn	CHAMPIONS	3-1	Auburn, AL
2000	Atlanta	Third	1-2	Atlanta, GA
2001	Tallahassee	Second	2-2	Tallahassee, FL
2002	Tuscaloosa	Fourth	0-2	Tuscaloosa, AL
2003	Auburn	Second	2-2	Auburn, AL
2005	Tallahassee	Second	2-2	Tallahassee, FL
2010	Auburn	Second	3-2	Auburn, AL
2015	Tallahassee	Third	1-2	Tallahassee, FL
2017	Tallahassee	Second	2-2	Tallahassee, FL
2018	Raleigh	CHAMPIONS	3-0	Raleigh, NC
2019	Atlanta	CHAMPIONS	3-0	Atlanta, GA
2022	Auburn	CHAMPIONS	3-0	Auburn, AL

AUBURN VS. NCAA REGIONAL OPPONENTS

Opponent	W-L
Alabama	0-1
Arizona	1-0
Army	2-0
Central Florida	1-0
Clemson	5-5
Coastal Carolina	1-0
College of Charleston	0-2
Florida Atlantic	0-1
Florida State	5-10
Georgia Southern	1-0
Georgia Tech	2-0
Jacksonville	3-0
Jacksonville State	1-0
Liberty	1-0
Mercer	1-0
Memphis	1-1
Middle Tenn. State	2-0
Northeastern	1-0
North Carolina	0-1
North Carolina State	2-1
Notre Dame	1-0
Ohio State	1-2
Oklahoma	1-2
Oklahoma State	0-1
Old Dominion	1-0
Pennsylvania	1-0
Princeton	1-0
Rutgers	1-1
Seton Hall	1-1
Southeastern	1-0
South Alabama	1-0
South Florida	2-0
Southern Miss	1-0
Stetson	0-2
Tennessee Tech	1-0
Texas	1-0
Tulane	1-1
UCLA	1-0
Virginia Tech	1-0
Winthrop	1-0
Western Carolina	1-0
West Virginia	1-1
42 Opponents	51-33

SUPER REGIONAL RESULTS

Year	Opponent	Score	Result	Location
1999	Florida State	2-10	L	Tallahassee, FL
	Florida State	3-6	L	Tallahassee, FL
2018	Florida	2-8	L	Gainesville, FL
	Florida	3-2	W	Gainesville, FL
	Florida	2-3 [11]	L	Gainesville, FL
2019	North Carolina	11-7	W	Chapel Hill, NC
	North Carolina	0-2	L	Chapel Hill, NC
	North Carolina	14-7	W	Chapel Hill, NC
2022	Oregon State	7-5	W	Corvallis, OR
	Oregon State	3-4	L	Corvallis, OR
	Oregon State	4-3	W	Corvallis, OR

AUBURN IN THE NCAA TOURNAMENT

1963 DISTRICT 3 AT GASTONIA, NC**Florida State 4, Auburn 3**

Wake Forest 4, West Virginia 3

West Virginia 2, Auburn 1 (Auburn eliminated)

Florida State 12, Wake Forest 4

Wake Forest 12, West Virginia 8 (West Virginia eliminated)

Wake Forest 6, Florida State 5

Florida State 11, Wake Forest 5 (Wake Forest eliminated)

1967 DISTRICT 3 AT GASTONIA, NC

Florida State 5, Clemson 3

Auburn 8, West Virginia 3 [12]

Clemson 5, West Virginia 0 (West Virginia eliminated)

Auburn 13, Florida State 3

Clemson 6, Florida State 4 (Florida State eliminated)

Clemson 3, Auburn 2**Auburn 6, Clemson 5 [13] (Clemson eliminated)****1976 SOUTH REGIONAL AT TALLAHASSEE, FL****Auburn 10, Middle Tennessee State 5**

Florida State 6, Jacksonville 1

Jacksonville 8, Middle Tennessee State 5 (MTSU eliminated)

Auburn 2, Florida State 1

Jacksonville 9, Florida State 7 (Florida State eliminated)

Auburn 7, Jacksonville 5 (Jacksonville eliminated)**1978 SOUTH REGIONAL AT AUBURN, AL**

North Carolina 15, East Tennessee State 1

Auburn 14, Memphis 10

Memphis 5, East Tennessee State 0 (ETSU eliminated)

North Carolina 3, Auburn 2**Memphis 6, Auburn 5 (Auburn eliminated)**

Memphis 8, North Carolina 6

North Carolina 11, Memphis 9 (Memphis eliminated)

1987 SOUTH I REGIONAL AT HUNTSVILLE, AL**Seton Hall 15, Auburn 6**

Clemson 8, West Virginia 0

(1) Arkansas 10, Middle Tennessee State 7

Auburn 5, Middle Tennessee State 3 (MTSU eliminated)

Arkansas 7, West Virginia 2 (West Virginia eliminated)

Clemson 6, Seton Hall 3

Auburn 22, Seton Hall 1 (Seton Hall eliminated)

Arkansas 6, Clemson 5

Clemson 6, Auburn 3 (Auburn eliminated)

Arkansas 4, Clemson 2 (Clemson eliminated)

1989 ATLANTIC REGIONAL AT TALLAHASSEE, FL**(4) Auburn 9, (3) South Florida 3**

(2) Clemson 6, (5) Stetson 2

(1) Florida State 13, (6) Rider 7

Stetson 13, Rider 6 (Rider eliminated)

Florida State 8, South Florida 1 (South Florida eliminated)

Auburn 14, Clemson 7

Clemson 13, Stetson 5 (Stetson eliminated)

Florida State 7, Auburn 6**Clemson 11, Auburn 1 (Auburn eliminated)**

Florida State 8, Clemson 1 (Clemson eliminated)

1993 MIDWEST REGIONAL IN STILLWATER, OK

(1) North Carolina State 12, (6) Fordham 4

(4) Auburn 9, (3) Arizona 1

(2) Oklahoma State 9, (5) Connecticut 5

Fordham 5, Connecticut 0 (Connecticut eliminated)

Arizona 5, North Carolina State 2

Oklahoma State 14, Auburn 10**North Carolina State 13, Auburn 2 (Auburn eliminated)**

Arizona 18, Fordham 7 (Fordham eliminated)

Oklahoma State 8, N.C. State 3 (N.C. State eliminated)

Arizona 4, Oklahoma State 0

Oklahoma State 11, Arizona 10 (Arizona eliminated)

1994 EAST REGIONAL IN CLEMSON, SC

(3) Old Dominion 9, (4) Notre Dame 5

(2) Auburn 7, (5) Virginia Tech 0

(1) Clemson 5, (6) The Citadel 1

The Citadel 4, Virginia Tech 3 (Virginia Tech eliminated)

Notre Dame 8, Clemson 1

Auburn 11, Old Dominion 8 [10]

Clemson 6, Old Dominion 1 (Old Dominion eliminated)

Notre Dame 5, The Citadel 1 (The Citadel eliminated)

Auburn 11, Clemson 5 (Clemson eliminated)**Auburn 8, Notre Dame 0 (Notre Dame eliminated)****1995 MIDWEST II REGIONAL IN OKLAHOMA CITY, OK****(1) Auburn 2, (6) Pennsylvania 1**

(3) Texas 10, (4) Ohio State 5

(2) Oklahoma 9, (5) Indiana State 6

Indiana State 6, Pennsylvania 5 (Penn eliminated)

Auburn 8, Ohio State 6 (Ohio State eliminated)

Oklahoma 13, Texas 9

Oklahoma 9, Auburn 8

Texas 3, Indiana State 2 (Indiana State eliminated)

Auburn 4, Texas 2 (Texas eliminated)**Oklahoma 3, Auburn 1 (Auburn eliminated)****1997 EAST REGIONAL AT TALLAHASSEE, FL**

(4) South Florida 5, (3) Central Florida 4

(2) Auburn 11, (5) Western Carolina 3

(1) Florida State 4, (6) Marist 2

Western Carolina 8, Marist 3 (Marist eliminated)

Florida State 16, Central Florida 2 (Central Florida eliminated)

Auburn 9, South Florida 0**Auburn 8, Florida State 7**

South Florida 9, Western Carolina 4 (WCU eliminated)

Florida State 6, South Florida 5 (South Florida eliminated)

Florida State 9, Auburn 7**Auburn 5, Florida State 2 (Florida State eliminated)****1998 ATLANTIC II REGIONAL AT TALLAHASSEE, FL**

(4) Oklahoma 6, (3) Delaware 3

(5) Rutgers 17, (2) Auburn 15

(1) Florida State 10, (6) Liberty 7

Auburn 3, Liberty 2 (Liberty eliminated)

Florida State 27, Delaware 6 (Delaware eliminated)

Oklahoma 9, Rutgers 7

Florida State 23, Oklahoma 2

Auburn 7, Rutgers 4 (Rutgers eliminated)**Auburn 9, Oklahoma 9 (Oklahoma eliminated)****Florida State 16, Auburn 10 (Auburn eliminated)****1999 AUBURN REGIONAL AT AUBURN, AL**

(4) Winthrop 8, (1) Tulane 7

(2) Auburn 9, (3) NC State 7

Tulane 11, NC State 5 (NC State eliminated)

Auburn 8, Winthrop 6

Tulane 15, Winthrop 8 (Winthrop eliminated)

Tulane 7, Auburn 5**Auburn 13, Tulane 9 (Tulane eliminated)****2000 ATLANTA REGIONAL AT ATLANTA, GA**

(1) Georgia Tech 11, (4) Georgia Southern 9

(3) Stetson 9, (2) Auburn 5**Auburn 11, Georgia Southern 5 (Ga. Southern eliminated)**

Georgia Tech 24, Stetson 1

Stetson 13, Auburn 10 (Auburn eliminated)

Georgia Tech 16, Stetson 11 (Stetson eliminated)

2001 TALLAHASSEE REGIONAL AT TALLAHASSEE, FL

(1) Florida State 8, (4) Bethune-Cookman 1

(2) Auburn 8, (3) Jacksonville 7 [10 innings]

Jacksonville 3, Bethune-Cookman 0 (Bethune-Cookman eliminated)

Florida State 10, Auburn 6**Auburn 3, Jacksonville 2 (Jacksonville eliminated)****Florida State 9, Auburn 6 (Auburn eliminated)**

AUBURN IN THE NCAA TOURNAMENT

2002 TUSCALOOSA REGIONAL AT TUSCALOOSA, AL

(3) Florida Atlantic 16, (2) Auburn 11

(4) Southeast Missouri State 7, (1) Alabama 4

Alabama 6, Auburn 3 (Auburn eliminated)

Florida Atlantic 12, Southeast Missouri State 6

Alabama 7, Southeast Missouri State 4 (SEMO eliminated)

Alabama 7, Florida Atlantic 2

Florida Atlantic 6, Alabama 5 (Alabama eliminated)

2003 AUBURN REGIONAL AT AUBURN, AL

(3) Ohio State 10, (2) Clemson 8

(1) Auburn 5, (4) Princeton 2

Clemson 7, Princeton 6 (Princeton eliminated)

Ohio State 6, Auburn 2

Auburn 15, Clemson 0 (Clemson eliminated)

Ohio State 9, Auburn 7 (Auburn eliminated)

2005 TALLAHASSEE REGIONAL AT TALLAHASSEE, FL

(2) Auburn 13, (3) South Alabama 5

(1) Florida State 3, (4) Army 2

Army 8, South Alabama 5 (South Alabama eliminated)

Florida State 4, Auburn 3

Auburn 12, Army 3 (Army eliminated)

Florida State 10, Auburn 4 (Auburn eliminated)

2010 AUBURN REGIONAL AT AUBURN, AL

(2) Clemson 10, (3) Southern Miss 1

(1) Auburn 9, (4) Jacksonville State 7

Southern Miss 19, Jacksonville State 6 (Jacksonville State eliminated)

Clemson 5, Auburn 2

Auburn 17, Southern Miss 8 (Southern Miss eliminated)

Auburn 11, Clemson 10

Clemson 13, Auburn 7 (Auburn eliminated)

2015 TALLAHASSEE REGIONAL AT TALLAHASSEE, FL

(2) College of Charleston 7, (3) Auburn 6 [11 inn.]

(1) Florida State 5, (4) Mercer 4 [10 inn.]

(3) Auburn 1, (4) Mercer 0 (Mercer eliminated)

(1) Florida State 3, (2) College of Charleston 2

(2) College of Charleston 3, (3) Auburn 2 (Auburn eliminated)

(1) Florida State 8, (2) College of Charleston 1 (College of Charleston eliminated)

2017 TALLAHASSEE REGIONAL AT TALLAHASSEE, FL

(4) Tennessee Tech 3, (1) Florida State 1

(3) Auburn 7, (2) UCF 4

(1) Florida State 6, (2) UCF 1 (UCF eliminated)

(3) Auburn 5, (4) Tennessee Tech 3

(1) Florida State 5, (4) Tennessee Tech 3 (Tennessee Tech eliminated)

(1) Florida State 8, (3) Auburn 7 [10 inn.]

(1) Florida State 6, (3) Auburn 0 (Auburn eliminated)

2018 RALEIGH REGIONAL AT RALEIGH, NC

(2) Auburn 13, (3) Northeastern 4

(4) Army 5, (1) N.C. State 1

(1) N.C. State 9, (3) Northeastern 3 (Northeastern eliminated)

(2) Auburn 12, (4) Army 1

(1) N.C. State 11, (4) Army 1 (Army eliminated)

(2) Auburn 15, (1) N.C. State 7 (N.C. State eliminated)

2019 ATLANTA REGIONAL AT ATLANTA, GA

(2) Auburn 16, (3) Coastal Carolina 7

(1) Georgia Tech 13, (4) Florida A&M 2

(3) Coastal Carolina 9, (4) Florida A&M 4 (Florida A&M eliminated)

(2) Auburn 6, (1) Georgia Tech 5

(1) Georgia Tech 10, Coastal Carolina 8 (Coastal Carolina eliminated)

(2) Auburn 4, Georgia Tech 1 (Georgia Tech eliminated)

2022 AUBURN REGIONAL AT AUBURN, AL

(3) Florida State 5, UCLA 3

(1) Auburn 19, (4) Southeastern 7

(2) UCLA 16, (4) Southeastern 2 (Southeastern eliminated)

(1) Auburn 21, (3) Florida State 7

(2) UCLA 2, (3) Florida State 1 (Florida State eliminated)

(1) Auburn 11, (2) UCLA 4 (UCLA eliminated)

AUBURN IN SUPER REGIONALS

1999 SUPER REGIONAL AT TALLAHASSEE, FL

(1) Florida State 10, (2) Auburn 2

Florida State 6, Auburn 3 (Auburn eliminated)

2018 SUPER REGIONAL AT GAINESVILLE, FL

(1) Florida 8, (2) Auburn 2

(2) Auburn 3, (1) Florida 2

(1) Florida 3, (2) Auburn 2 [11 inn.]

2019 SUPER REGIONAL AT CHAPEL HILL, NC

(2) Auburn 11, (1) North Carolina 7

(1) North Carolina 2, (2) Auburn 0

(2) Auburn 14, (1) North Carolina 7

2022 SUPER REGIONAL AT CORVALLIS, OR

(1) Auburn 7, (1) Oregon State 5

(1) Oregon State 4, (1) Auburn 3

(1) Auburn 4, (1) Oregon State 3

AUBURN SUPER REGIONAL RECORDS

BATTING

AT BATS

Game: 6, Rankin Woley vs. North Carolina (6/10/19)

Series: 14, four times, last by three players vs. North Carolina (2019) [3 games]

RUNS

Game: 3, Ryan Bliss vs. North Carolina (6/10/19)

Series: 5, Ryan Bliss vs. North Carolina (2019) [3 games]

HITS

Game: 3, four times, last by Brody Moore at Oregon State (6/11/22)

Series: 6, Conor Davis vs. North Carolina (2019) [3 games]

RBI

Game: 3, five times, last by Judd Ward & Edouard Julien vs. North Carolina (6/10/19)

Series: 6, Edouard Julien vs. North Carolina (2019) [3 games]

HOME RUNS

Game: 1, seven times, last by Sonny DiChiara at Oregon State (6/13/22)

Series: 2, Sonny DiChiara at Oregon State (2019) [3 games]

STOLEN BASES

Game: 2, Mailon Kent vs. Florida St. (6/4/99)

BATTING AVERAGE

Series [min. 7 AB]: .500, Conor Davis vs. North Carolina (2019) [6-for-12 in 3 games]

PITCHING

INNINGS PITCHED

Game: 8.1, Brent Schoening vs. Florida St. (6/5/99)

Series: 8.1, Brent Schoening vs. (1999)

STRIKEOUTS

Game: 11, Brent Schoening vs. Florida St. (6/5/99)

Series: 11, Brent Schoening vs. (1999)

BASE ON BALLS

Game: 6, Bailey Horn vs. North Carolina (6/9/19)

Series: 6, Bailey Horn vs. North Carolina (2019) [3 games]

AUBURN IN THE NCAA TOURNAMENT

BATTING

GAMES PLAYED

Series: 5, by 32 players (1995, 1997, 1998, 2010)
 Career: 16, Todd Faulkner (1998-2001)
 16, Mailon Kent (1998-2001)

AT BATS

Game: 6, by 36 players
 Series: 25, Rob Macrory (1997) [5 games]
 Career: 65, Todd Faulkner (1998-2001) [16 gms]

RUNS SCORED

Game: **5, Sonny DiChiara vs. Florida State (6/4/22)**
 Series: 11, Adam Sullivan (1997) [5 games]
 Career: 19, Todd Faulkner (1998-2000) [16 gms]

HITS

Game: **5, Brody Moore vs. Florida State (6/4/22)**
 5, Javon Moran vs. Fla. Atlantic 5/31/02
 5, Adam Sullivan vs. W. Car. (5/22/97)
 5, Mark Bellhorn vs. ODU (5/27/94)
 5, Cliff Shanks vs. Okla. St. (5/29/93)
 Series: 14, Adam Sullivan (1997) [5 games]
 Career: 30, Todd Faulkner (1998-2001) [16 gms]

RUNS BATTED IN

Game: **9, Cole Foster vs. Southeastern (6/3/22)**
 Series: **12, Cole Foster (2022) [3 games]**
 Career: 22, Todd Faulkner (1998-2000) [16 gms]

SINGLES

Game: 5, Adam Sullivan vs. W. Car. (5/22/97)
 Series: 12, Adam Sullivan (1997) [5 games]
 Career: 17, Jay Waggoner (1993-95) [12 gms]

DOUBLES

Game: **3, Kason Howell vs. Florida State (6/4/22)**
 Series: 5, Trent Mummey (2010) [5 games]
 5, Mark Bellhorn (1994) [4 games]
 Career: 7, Mailon Kent (1998-01) [16 games]

TRIPLES

Game: **1, 15 times, most recently by Bryson Ware vs. Florida State (6/4/22)**
 Series: 2, Javon Moran (2003) [4 games]
 Career: 2, Javon Moran (2001-03) [10 games]
 2, Mark Bellhorn (1993-95) [12 games]

HOME RUNS

Game: **3, Cole Foster vs. Southeastern (6/3/22)**
 Series: 4, Scotty Long (1967) [4 games]
 4, Todd Faulkner (1998) [5 games]
 Career: 5, Todd Faulkner (1998-01) [16 games]

STOLEN BASES

Game: 2, Javon Moran vs. Clemson (5/31/03)
 2, Pat Keedy vs. Memphis (5/20/78)
 2, Dom Fucci vs. Memphis (5/20/78)
 Series: 3, Javon Moran (2003) [4 games]
 Career: 4, Javon Moran (2001-03) [10 games]

BASES ON BALLS

Game: **4, Blake Rambusch vs. Florida State (6/4/22)**
 Series: **5, Kason Howell (2022) [3 games]**
5, Blake Rambusch (2022) [3 games]
 5, Mitch Duke (1993) [3 games]
 5, Dominic Rich (1998) [5 games]

STRIKEOUTS

Game: 4, Kevin Chabot vs. Okla. (5/28/95)
 Series: 12, Kevin Chabot (1995) [5 games]
 Career: 15, Kevin Chabot (1993-95) [9 games]

BATTING AVERAGE

Series [min. 15 AB]: .667, Mark Bellhorn (1994)
 [12-for-18 in 4 games]
 Career [min. 25 AB]: .538, Steven Williams
 (2018-19) [14-for-26 in 6 games]

HITTING STREAK

Career: 15, Mailon Kent (1998-01)
 12, Todd Faulkner (1999-01)
 11, Gabe Gross (1999-01)

PITCHING

GAMES PITCHED

Series: 4, Finley Woodward (1995)
 Career: 7, Colter Bean (1996-2000)

GAMES STARTED

Series: 2, Tim Hudson (1997)
 2, Ryan Halla (1995)
 2, John Powell (1994)
 2, Stacy Jones (1987)
 2, Mark Chapman (1987)
 2, Q.V. Lowe (1967)
 2, Hayden Gliemmo (1998)
 Career: 4, Chris Bootcheck (1998-00)

GAMES RELIEVED

Series: 4, Finley Woodward (1995)
 Career: 7, Colter Bean (1996-00)

WINS

Series: 2, Tim Hudson (1997)
 2, John Powell (1994)
 2, Q.V. Lowe (1967)
 Career: 3, John Powell (1993-94)

LOSSES

Series: 2, Scott Roney (1978)
 2, Kevin Knorst (1998)
 Career: 2, Chris Bootcheck (1998-00)
 2, Ryan Halla (1993-95)
 2, Kevin Knorst (1998-00)
 2, Scott Roney (1978)

SAVES

Series: 2, Colter Bean (1998)
 2, Patrick Dunham (1997)
 2, Finley Woodward (1995)
 2, Joe Beckwith (1976)
 Career: 2, Colter Bean (1998)
 2, Patrick Dunham (1997)
 2, Finley Woodward (1995)
 2, Joe Beckwith (1976)

INNINGS PITCHED

Game: 13.0, Q.V. Lowe vs. Clemson (1967)
 Series: 25.0, Q.V. Lowe (1967) [2 games]
 Career: 27.1, Levale Speigner (2000-03) [6 games]

STRIKEOUTS

Game: 14, John Powell vs. Arizona (5/28/93) [9 IP]
 14, Q.V. Lowe vs. Clemson (1967) [13 IP]
 Series: 26, Q.V. Lowe (1967) [2 games]
 22, John Powell (1994) [2 games]
 Career: 36, John Powell (1993-94) [3 games]

BASES ON BALLS

Game: 6, Josh Sullivan vs. Florida State (6/4/05)
 6, Ryan Halla vs. Okla. State (5/29/93)
 Series: 6, Josh Sullivan (2005) [1 game]
 6, Ryan Halla (1993) [1 game]
 6, Tim Hudson (1997) [2 games]
 Career: 13, Ryan Halla (1993-95) [6 gms/23.1 IP]

NATIONAL POLLS

BASEBALL AMERICA

May 30

1. Tennessee*
2. Stanford
3. Virginia Tech
4. Texas A&M*
5. Oregon State
6. Miami
7. Louisville
8. Oklahoma*
9. Maryland
10. Gonzaga
11. Oklahoma State
12. North Carolina
13. Texas
14. Notre Dame
15. TCU
16. Texas State
17. Southern Miss
18. Florida
19. UCLA
20. East Carolina
21. Arkansas*
22. Texas Tech*
23. UC Santa Barbara
24. **AUBURN**
25. Virginia

D1 BASEBALL

May 30

1. Tennessee*
2. Stanford
3. Oregon State
4. Virginia Tech
5. Texas A&M*
6. Oklahoma State
7. Miami
8. Louisville
9. Oklahoma*
10. East Carolina
11. North Carolina
12. Maryland
13. Texas State
14. Gonzaga
15. Southern Miss
16. Texas
17. Notre Dame
18. Florida
19. UCLA
20. UC Santa Barbara
21. Georgia Southern
22. TCU
23. Arkansas*
24. Texas Tech*
25. **AUBURN**

USA TODAY

May 30

1. Tennessee*
2. Oregon State
3. Virginia Tech
4. Stanford
5. Oklahoma State
6. Miami
7. Texas A&M*
8. Maryland
9. Louisville
10. Southern Miss
11. Notre Dame
12. Texas
13. Arkansas*
14. Texas State
15. Texas Tech*
16. North Carolina
17. East Carolina
18. Gonzaga
19. Virginia
20. **AUBURN**
21. UC Santa Barbara
22. Florida
23. TCU
24. Georgia Southern
25. UCLA

NCBWA

June 7

1. Tennessee*
2. Stanford
3. Oregon State*
4. Virginia Tech
5. Texas A&M*
6. Notre Dame
7. Texas
8. **AUBURN**
9. East Carolina
10. Arkansas*
11. Louisville
12. Oklahoma
13. Southern Miss
14. UConn
15. North Carolina
16. Oklahoma State
17. Maryland
18. Texas State
19. Ole Miss*
20. Florida
21. UCLA*
22. Miami
23. LSU*
24. Texas Tech*
25. Vanderbilt*

PERFECT GAME

May 30

1. Tennessee*
2. Stanford
3. Texas A&M*
4. Virginia Tech
5. Oregon State
6. Oklahoma State
7. Miami
8. Oklahoma
9. Texas
10. East Carolina
11. Louisville
12. Southern Miss
13. UC Santa Barbara
14. Notre Dame
15. North Carolina
16. Texas Tech*
17. Gonzaga
18. UCLA
19. Maryland
20. Florida
21. Texas State
22. Arkansas*
23. LSU*
24. San Diego
25. Georgia Southern

COLLEGIATE BASEBALL

June 13

1. Stanford
2. Texas A&M*
3. Arkansas*
4. Oklahoma*
5. Texas
6. Notre Dame
7. **AUBURN**
8. Ole Miss*
9. Tennessee*
10. Virginia Tech
11. Oregon State
12. Louisville
13. East Carolina
14. North Carolina
15. Southern Miss
16. UConn
17. Texas State
18. UC Santa Barbara
19. TCU
20. UCLA*
21. Oklahoma State
22. Texas Tech*
23. LSU*
24. Arizona
25. Miami

AUBURN IN THE POLLS

BA D1 CB NC PG USA

Pre.	NR	NR	NR	NR	NR	NR
2/21	NR	NR	NR	NR	NR	NR
2/28	NR	NR	NR	NR	NR	NR
3/7	NR	NR	NR	NR	NR	NR
3/14	NR	NR	NR	NR	NR	NR
3/21	NR	NR	NR	NR	NR	NR

BA D1 CB NC PG USA

3/28	NR	NR	NR	NR	NR	NR
4/4	25	NR	18	NR	NR	NR
4/11	17	17	14	23	19	22
4/18	23	19	21	25	25	22
4/25	21	19	17	19	19	21
5/2	21	19	19	22	19	18

BA D1 CB NC PG USA

5/9	21	20	21	22	22	20
5/16	20	19	23	19	19	18
5/23	20	24	23	23	NR	21
5/30	24	25	NR	NR	NR	20
6/7	--	--	15	8	--	--
6/13	--	--	7	--	--	--

NEWS & NOTES

SCOUTING THE REBELS

- Ole Miss enters the College World Series with a 37-22 overall record and a 5-0 mark in the NCAA Tournament.
- The Rebels won eight of their last 10 regular season games and have outscored opponents 46-11 in five postseason games.
- Offensively, the Rebels are hitting .279 and are led by Kevin Graham's .331 clip. Tim Elko leads the way in offensive production with 22 home runs and 71 RBI.
- The pitching staff has turned in a 4.44 ERA with 618 strikeouts in 510.1 innings. Saturday starter Dylan DeLucia leads the team in wins (6), innings (78.2) and is second in strikeouts (88).

BAD NEWS!!

- After being picked by the league's head coaches to finish last in the SEC West and second to last in the league (only two more votes than Missouri), Auburn is one of eight teams left standing.
- The Tigers finished the regular season fourth in the SEC West and fifth overall (0.5 games behind LSU).

OFFENSIVE EXPLOSION

- After hitting .209 and scoring 11 runs on 28 hits in the four games leading up to the regional, Auburn exploded for 51 runs on 49 hits and hit .395 with 25 extra-base hits, including 11 homers from seven different players, in three games in the Auburn Regional.
- The 51 runs scored were the most by a SEC team in the first three games of a regional.
- The 19 runs in the opener against Southeastern matched a season high, only to be eclipsed by the 21 runs scored against Florida State the following day.

OPPOSITE ENDS OF THE SPECTRUM

- Auburn scored 14 runs in three games in the Corvallis Super Regional, winning the decisive game three despite tallying only three hits.
- However, the Tigers turned in a 3.67 staff ERA against Oregon State, allowing only six earned runs in the last two games and 18.0 innings.

RECENT REGIONAL SUCCESS

- After going to just three regionals from 2005-15, Auburn has been to four regionals in the last five seasons under head coach Butch Thompson and has won three of them while advancing to the regional final in 2017.
- The Tigers are 11-2 in regional games under Thompson and have won nine straight, outscoring the opponent 117-43.
- This season marked the fifth time the Tigers have hosted a regional, including the first time since 2010.

SUPER REGIONAL SQUADS

- Auburn is one of 10 teams to advance to three or more super regionals in the last four seasons (2018, 2019, 2022).
- The Tigers joins Arkansas (4), East Carolina, Mississippi State, North Carolina, Ole Miss, Stanford, Texas, Texas Tech and Vanderbilt on the short list of teams.

AUBURN TO OMAHA

- The Tigers are one of six teams to make two College World Series in the last three seasons, joining Arkansas, Mississippi State, Stanford, Texas and Vanderbilt.

THE ONE AND ONLY

- Auburn became the first team to defeat North Carolina in a Chapel Hill Super Regional in 2019 and the first to defeat Oregon State in a Corvallis Super Regional last weekend.
- The Tigers are the only team to win two road super regionals in the last three seasons.

THE BEST IN THE BIZ

- Butch Thompson is one of five active SEC coaches who have taken their program to a pair of College World Series in a three-season span, joining Tim Corbin (Vanderbilt), Chris Lemonis (Mississippi State), Kevin O'Sullivan (Florida) and Dav Van Horn (Arkansas).

TREDDING UP UNDER THOMPSON

- Auburn turned in a .500 or better conference record for the third time under Thompson (2017: 16-14; 2018: 15-15; 2022: 16-13).
- Prior to Thompson's arrival in the fall of 2015, the program had only one winning SEC season (2010: 20-10) from 2004-15.

WILD WILD WEST

- Four SEC West teams advanced to Omaha
- Six of seven active SEC West head coaches have now been to Omaha twice in their career.

DIGGING THE LONG BALL

- Auburn homered 11 times in three games in the regional, marking four more homers than any other three-game span this season.
- The Tigers hit seven home runs in the regional opener, including four in the first inning, matched a program record previously turned in by the 2010 team.
- Cole Foster became the first player to homer three times in a game since 2011 and Sonny DiChiara became the first to homer in four straight games since 2008.
- After missing six straight games with an injury, Foster homered from both sides of the plate in the first inning of the regional opener against Southeastern, becoming the first player in program history to do so.

MVP! MVP! MVP!

- Senior shortstop Brody Moore was named the Auburn Regional MVP after hitting .533 (8-for-15) with six runs, a double, triple, homer and six RBI in three games.
- Moore went 5-for-5 with two walks and five RBI in the second game against Florida State. He became the first player since 2016 to record five hits in a game and the first in program history to reach base seven times.
- He is second with a .462 average in the NCAA Tournament and leads the team with a .330 average in the last 21 games.

THUNDER AND LIGHTNING

- Sonny DiChiara and Blake Rambusch have combined for 161 hits (.360 average) and 111 runs in their first season on the Plains.

WINNING AT A HIGH RATE

- This season marks the 13th time in program history Auburn has won 40 or more games, including the second time since 2018.
- The team's .678 winning percentage is currently the highest since 1999 (46-19; .708)

MODEL OF CONSISTENCY

- Auburn hasn't lost more than two consecutive games all season and has lost back-to-back games only four times.
- The team had a .500 or better record during 12 of the 14 weeks during the regular season. The two exceptions were without midweek games prior to series losses against then No. 1 Ole Miss and then No. 3 Arkansas.

HOME SWEET HOME

- Auburn wrapped up the season 25-9 in home games, including 9-5 in league games at Plainsman Park, and won 13 of the last 15 home games.
- The 25 home wins are 10 more than last year and are tied for the second most in a season since going 30-9 at home in 2010.
- The Tigers outscored opponents 292-162, hitting .308 with a 3.79 ERA in 34 home games.

ROAD WARRIORS

- The Tigers are 17-11 in games played away from Plainsman Park, marking the fifth most road/neutral site wins in the league and tying for the most such wins by an Auburn team since 1998 (20).

FLIP THE SCRIPT

- After going 11-16 in games decided by two or fewer runs last year, Auburn is 18-8 in such games this season.
- One-run games:
 - 2021: 7-10
 - 2022: 10-5
- Two-run games:
 - 2021: 4-6
 - 2022: 8-3

COMEBACK KIDS

- After falling behind on a three-run home run in the first inning at Oregon State in the super regional opener last Saturday, Auburn recorded its 21st win in a game in which the team has trailed this season.
- The six-run comeback win against South Alabama on Mar. 22 was the team's largest since coming back from a seven-run deficit against Florida A&M on Feb. 22, 2017.

WHAT'S THE MAGIC NUMBER?

- Auburn is 38-10 when scoring four or more runs and 4-10 when scoring three or fewer runs this season.
- In seven seasons under Thompson, the Tigers are 200-73 when scoring four or more runs and 21-89 when scoring three or fewer.

MR. AMERICA

- DiChiara has been named First Team All-America by Perfect Game and Second Team All-America by Collegiate Baseball, becoming the 32nd All-American in program history.

THE HIGHEST HONOR

- DiChiara became the third player in program history to earn SEC Player of the Year honors, joining Tim Hudson (1997) and Hunter Morris (2010) on the list.
- DiChiara leads the country in on-base percentage (.560) and tops in the league in average (.392) and slugging (.809).
- He is tied for second among Division I players with 63 career home runs and his 22 homers this year are tied for the second most in program history, one shy of tying the record.

ALL-SEC HONORS

- Along with his Co-Player of the Year nod, DiChiara was named First Team All-SEC, becoming the first position player to earn first-team honors since 2011.
- Junior closer Blake Burkhalter was named Second Team All-SEC, while third baseman Blake Rambusch was named to the SEC All-Defensive Team.

REACHING BASE AT RECORD-SETTING RATE

- DiChiara has reached base in 56 of 58 games this season and went on a 48-game on-base streak dating back to last year.
- He has reached multiple times in 48 games this year, including 24 of 29 in SEC play, and has reached at least three times in 32 games.
- DiChiara's .560 OBP is 53 points higher than any other SEC player and the third highest in the NCAA in the last 10 full seasons.

WALK THIS WAY

- DiChiara leads the country with 68 walks and 1.17 walks per game, ranking second in program history in the category.
- Frank Thomas holds the Auburn record with 73 walks drawn in 1989.

RAMBUSCH RAKES

- Rambusch finished the regular season as the SEC leader in hits with 80 and currently ranks tied for sixth overall with 85 hits, tied for the fourth most by an Auburn player since 2010.
- Rambusch went on a 17-game hitting streak earlier this year, the longest since 2015-16, and has multiple hits in 26 games, one shy of tying for the most by an Auburn player since 2012.

HOWELL'S HOLDING IT DOWN

- Senior outfielder Kason Howell has started in 186 games in his Auburn career, including 110 straight games in center field.
- This weekend, Howell will become Auburn's first position player and second player all-time (Rob Macrory, 1994 & 1997) to start in multiple College World Series.

COLE COMES BACK WITH A BANG

- Cole Foster went 4-for-6 with a double, three homers and nine RBI in the regional opener against Southeastern.
- Foster's matched Bo Jackson among others for the program record for total bases (14), and his nine RBI were the most since 2010.

BOBBY'S FINDING BARRELS

- Bobby Peirce was inserted into the starting lineup on Apr. 1 at LSU and has started in 35 of 36 games since.
- He is tied for second on the team with nine homers, all eight of which have come since Apr. 12, and hit a pair of game-winning homers in SEC play - one in the 7th inning vs. South Carolina (Apr. 22) and another in the 9th inning at No. 1 Tennessee (Apr. 30).
- He collected another go-ahead hit with a RBI single in the seventh inning of the series-clinching win against Alabama.

NATE THE GREAT BEHIND THE PLATE

- Junior catcher Nate LaRue has started in 32 of the last 33 SEC regular season and SEC and NCAA Tournament games behind the plate.
- He has thrown out 12 of 20 would-be base stealers this season, tied for the second most in the league.

CLOSING TIME

- Burkhalter leads the SEC and is second in the NCAA and in program history with 15 saves.
- The junior righty recorded a pair of saves in the Corvallis Super Regional, including retiring all eight batters he faced with five strikeouts in the decisive game three.
- Burkhalter became the first Auburn pitcher in program history and first pitcher from the SEC since 2017 to record three saves in a series, accomplishing the feat vs. South Carolina.
- In 50 career appearances and 69.1 innings, Burkhalter has turned in a 3.12 ERA and has registered 99 strikeouts.

GIVE IT TO 'EM, GONZO

- Joseph Gonzalez turned in his team-best sixth quality start of the season in Auburn's regional win vs. Florida State.
- After turning in 7.0 scoreless innings vs. South Carolina on Apr. 24, Gonzalez had turned in four straight quality starts in SEC play, becoming the first Auburn pitcher to do so since Casey Mize in 2018.
- He also became the first Auburn pitcher to win four straight SEC starts since Keegan Thompson did so in 2015.

FUTURE'S BRIGHT

- Junior right-hander Trace Bright is the only Auburn pitcher to start all 16 weekends.
- Bright turned in three straight quality starts from Feb. 26-Mar. 13.
- The team has won each of his last seven starts dating back to Apr. 23.

SKIP TO MY LOU

- Senior lefty Carson Skipper pitched 3.0 scoreless innings with five strikeouts in the super regional opener before earning the win in 2.0 innings in the decisive game three.
- After making 47 straight relief appearances dating back to the start of 2020, Skipper made his first start since 2019 against Kentucky in the SEC Tournament, striking out a season-high seven batters, including six straight at one point, in 3.0 scoreless innings.

LIKE FATHER LIKE SON

- Brody Moore is the son of former Auburn and All-SEC shortstop Brandon Moore (1991-94), who was a member of Auburn's third CWS team.
- After wearing No. 19 and playing primarily second base in his first three seasons on the Plains, Brody has a new number and position in 2022 - No. 4 and shortstop - just like his dad.
- Brandon hit .332 in four years and 242 games in an Auburn uniform. Brody is a .300 career hitter in 140 games, including 128 starts.

CARLSON'S HAD A CAREER

- Brooks Carlson went on a season-best 11-game hitting streak from Apr. 26-May 17 and is second on the team with a .321 average in 21 games since the streak began.
- Carlson is tied for sixth among active NCAA Division I players with 292 career hits. He also ranks eighth in runs (187), T-9th in total bases (453) and T-9th in doubles (60).

COMING ON STRONG

- After not making an appearance from Mar. 29-May 7, freshman right-hander John Armstrong has made eight appearances in the last 15 games.
- He is 1-0 with a 2.25 ERA and 12 strikeouts to go along with four walks in 12.0 innings during the recent stretch.

KEEPING IT CLEAN

- Auburn's .981 fielding percentage is good for the 10th best clip in the country and is five points clear of the highest registered fielding percentage in program history.

LATE LEADS

- Auburn is 34-2 when leading after seven innings and 37-2 when ahead after eight.
- On the other end of the spectrum, the Tigers are 4-15 when trailing after seven innings and 3-15 when trailing after eight.

CAPACITY CROWDS

- Auburn sold out Plainsman Park 10 times this season, marking the most sellouts since the ballpark's renovation in 1996.
- The Tigers set program records in total attendance (127,947), eclipsing the previous number by more than 16,000, and average attendance (3,655).

THE FEW, THE PROUD

- Fourth year players Brody Moore, Kason Howell, Brooks Fuller, Garrett Wade and Carson Skipper are the only members of the team left from the 2019 team that made the program's first appearance in the CWS in 22 years.

EPITOME OF AUBURN BASEBALL

- One of four Legacy Leaders on this year's team, Farquhar was named to the 2022 SEC Community Service Team.
- Along with his service efforts, Farquhar has served on Auburn Athletics student athlete advisory committee for two years.

SEC GRADUATES

- Auburn players Garrett Farquhar, Brooks Fuller, Josh Hall, Brody Moore, Carson Skipper and Garrett Wade earned their degrees in May.

200-WIN PLATEAU

- Head coach Butch Thompson won his 200th game in an Auburn uniform in a 5-1 win in the series opener against Vanderbilt on Apr. 8.
- Thompson is Auburn's third coach to amass 200 wins, joining Baird (634) and Nix (515).

MLB SUCCESS ON STAFF

- Auburn's coaching staff has 54 years of experience in professional baseball, including 32 years in the MLB between pitching coach Tim Hudson (17 years), hitting coach Gabe Gross (seven years), strength coach Chris Joyner (eight years).
- Other members of the coaching and support staff with professional experience include assistant coach Karl Nonemaker, director of player development Aaron Everett and athletic trainer Anthony Sandersen.
- Along with the experience of the coaching staff, Athletics Director Allen Green and sport administrator Brant Ust were college teammates at Notre Dame and went on to play professionally.

AUBURN IN THE MLB DRAFT

- The 2021 MLB Draft marked the 47th consecutive year Auburn had at least one player selected, tied for the longest active streak in the SEC.
- Ryan Bliss was drafted by the Arizona Diamondbacks in the second round with the 42nd overall pick in last year's draft, becoming the fifth-highest position player and ninth-highest draft pick overall in Auburn history.
- It marked the sixth straight season Auburn had a top-five-round pick, marking the first time in program history to accomplish the feat.

TIGERS IN THE PROS

- Former Auburn pitcher Davis Daniel (2017-19) was called up by the Los Angeles Angels last Saturday, June 11, and became the 57th big leaguer in program history, including the program's sixth since Aug. 19, 2020.



THE LAST TIME...

BATTING SUPERLATIVES

5 hits in a game
6 hits in a game

Reached base 6 times
Reached base 7 times

4 runs in a game
5 runs in a game
6 runs in a game

10-game hitting streak
15-game hitting streak
20-game hitting streak
25-game hitting streak
30-game hitting streak

3 doubles in a game
4 doubles in a game

2 triples in a game
3 triples in a game

2 home runs in one game
3 home runs in one game

7 RBI in a game
8 RBI in a game
9 RBI in a game
10 RBI in a game

Grand slam home run

Inside-the-park home run
HR to begin game

Two HR in one inning

HR in consecutive at-bats

HR in three consecutive at-bats

HR in consecutive games

HR in three consecutive games

HR in three consecutive SEC games

HR in four consecutive games

HR in four consecutive SEC games

HR in five consecutive games

Walk-off HR

Pinch-hit HR

Pinch-hit grand slam

HR in first at-bat of season

HR in both games of DH

Hit for the cycle

Hit from both sides of plate

in same inning

Two hits in same inning

Stole home

Stole two bases in a game

Stole three bases in a game

Hit by a pitch 2 times in a game

Hit by a pitch 3+ times in a game

Scored 20 or more runs

Scored 25 or more runs

Scored 30 or more runs

Scored 5 runs in an Inning

Scored 6 runs in an Inning

Scored 7 runs in an Inning

Scored 8 runs in an Inning

Scored 9 runs in an Inning

Scored 10+ runs in an Inning

Recorded 10+ hits in an Inning

Scored in every inning

Recorded 15-19 hits

Recorded 20 or more hits

Hit 3 or more home runs in an inning

Hit 3 or more home runs in a game

Hit 5 or more home runs in a game

Hit 7 or more home runs in a game

Hit back-to-back home runs

Hit back-to-back-to-back home runs

Had 5 doubles

Had 6 doubles

Had 7 doubles

Had 8 doubles

Had 9+ doubles

Stole 5 bases in a game

Stole 6 bases in a game

Stole 7 bases in a game

Stole 8 bases in a game

Walked 10+ times

Did not strike out in a game

Brody Moore vs. Florida State [5-for-5] (6/4/22)
Tyler Johnstone vs. Elon [6-for-7, 2B, 3B] (2/25/05)

Kason Howell vs. Florida State [4-5, 2 BB] (6/4/22)
Brody Moore vs. Florida State [5-5, 2BB] (6/4/22)

Brody Moore vs. Florida State (6/4/22)
Sonny DiChiara vs. Florida State (6/4/22)
Bryson Ware vs. Alabama A&M (2/24/21)

Bobby Peirce, 11 games (5/8-6/4)
Blake Rambusch, 17 games (3/5-4/1/22)
A. Grier, 22 games, (5/31/15-3/22/16)
Justin Fradejas, 27 games (3/23-5/7/10)
Casey Dunn, 31 games (2/22 [G1]-4/15/97)

Kason Howell vs. Florida State (6/4/22)
Ken Dempsey vs. Georgia (1971)

Jay Gonzalez vs. Alabama State (2/28/12)
never

Nate LaRue vs. Southeastern (6/3/22)
Cole Foster vs. Southeastern (6/3/22)

Brody Moore vs. Alabama A&M (2/24/21)
Justin Bryant at Georgia (3/19/10)
Cole Foster vs. Southeastern (6/3/22)
Bob Berry vs. Huntington (4/15/82)

Cole Foster vs. Southeastern (6/3/22)
Kason Howell at Alabama (4/15/21)
Ryan Bliss vs. #11 Ole Miss (5/25/21)

Cole Foster vs. Southeastern [1st] (6/3/22)

Cole Foster vs. Southeastern (6/3/22)

Edouard Julien (2/20-22/19)

Sonny DiChiara (5/21-25/22)

Sonny DiChiara (5/21-6/3/22)

Trent Mummey (4/17-23/10)

Sonny DiChiara (5/21-6/4/22)

Mike Bianucci (5/2-9/08)

Tim Lemons (4/6-10/85)

Kason Howell vs. Yale (G1 - 2/26/22)

Cam Hill vs. Kentucky (3/26/21)

Edouard Julien vs. BYU (G1 - 3/3/18)

Steven Williams vs. Longwood (2/17/18)

Dylan Ingram at #7 Mississippi St. (4/29/17)

Judd Ward [3B, 1B, HR, 2B] vs. Illinois-Chicago (G1 - 2/15/20)

Cole Foster [1st inn.]
vs. Southeastern (6/3/22)
Cole Foster [HR, HR] vs. Southeastern [1st] (6/3/22)

Josh Hall vs. Kansas State (2/20/22)

Blake Rambusch vs. Rhode Island (G1 - 3/5/22)

Anfernee Grier vs. Southern (2/26/16)

Ryan Dyal vs. UAB (3/2/22)

Dan Glevenyak at Alabama (4) (4/11/14)

21 vs. Florida State (6/4/22)

25 vs. Longwood (2/17/18)

33 vs. Alabama A&M (2/24/21)

5 vs. Florida State (9th) (6/4/22)

6 vs. Kennesaw State (3rd) (4/20/22)

7 vs. Florida State (4th) (6/4/22)

8, at UAB (5th) (3/19/19)

9 vs. Rhode Island (1st) (G1 - 3/5/22)

11 vs. Southeastern (1st) (6/3/22)

11, vs. Furman (5th) (2/12/00)

vs. Coppin State (3/18/14)

19 vs. Florida State (6/4/22)

20 vs. Southeastern (6/3/22)

4 vs. Southeastern [1st] (6/3/22)

3 vs. Florida State (6/4/22)

6, vs. Texas A&M (5/15/21)

7 vs. Southeastern (6/3/22)

R. Woley & S. Williams vs. Samford (3rd) (4/20/21)

R. Bliss, T. Miller & R. Woley

vs. Texas A&M (1st) (5/15/21)

5 vs. Florida State (6/4/22)

6, vs. Jacksonville State (4/21/21)

7, vs. Chicago State (3/8/20)

8, vs. BYU (G1 - 3/3/18)

11, vs. Alabama A&M (2/24/21)

5, vs. Bethune-Cookman (5/6/14)

6, vs. #21 Tennessee (3/17/19)

7, vs. Presbyterian (5/8/12)

8, vs. Alcorn State (2/22/12)

17 vs. Florida State (6/4/22)

vs. Belmont (3/11/12)

PITCHING SUPERLATIVES

INDIVIDUAL

Nine-inning no-hitter

Nine-inning no-hitter (combined)

Brandon Channell [1.0], Reid Price [1.0], Andrew Skinner [1.0], Arnold

Hughey [1.0], Ken Clayton [1.0], Cory Duedeit [0.2], Sean Jones [0.1]

vs. UAB (3/19/02)

Seven-inning no-hitter

Nine-inning perfect game

Seven-inning perfect game

Nine-inning one-hitter (individual)

Nine-inning one-hitter (combined)

Five-inning one-hitter

Nine-inning two-hitter

Complete game

Complete game shutout

Consecutive complete games

Struck out 10 batters

Struck out 11 batters

Struck out 12 batters

Struck out 13 batters

Struck out 15 batters

TEAM

Struck out 15+ batters

Struck out 20+ batters

Struck out 15 batters consecutive games

Struck out an opponent

Consecutive shutouts

Three straight shutouts

Shut out an SEC opponent

Shut out an SEC opponent on the road

Consecutive SEC shutouts

Consecutive SEC shutouts on the road

Was shut out

Was held to one hit

Was no hit

20, Fuller [4], Watson [4], Anderson [3], Greenhill [4],

Skipper [3], Wade [2] vs. #9 Arkansas (4/5/19)

vs. Ga State, at Missouri (4/5-7/16)

2-0 vs. South Carolina (4/24/22)

16-0 / 12-0 [7] vs. Rhode Island (3/5/22)

2-0 vs. UT Martin / 6-0 vs. UTSA / 5-0 vs. UTSA (3/6-9/19)

2-0 vs. South Carolina (4/24/22)

3-0 at Missouri (5/21/21)

5-0 and 4-0 at Miss. State (3/27-28/15)

5-0 and 4-0 at Miss. State (3/27-28/15)

3-0 vs. Oklahoma (2/18/22)

vs. #24 Missouri (4/1/18)

vs. #13 Arkansas (5/25/17)

2 errors in a game

3 errors in a game

4 errors in a game

3 double plays turned in a game

4 double plays turned in a game

5 double plays turned in a game

Triple play (Auburn)

Triple play (Opponent)

Threw a runner out at HP to end game

Bryson Ware at Mississippi State (4/17/22)

MISC. SUPERLATIVES

Won 10 or more consecutive games

Won 15 or more consecutive games

Won 8 or more consecutive SEC games

Lost 5 or more consecutive games

Home winning streak

Road winning streak

Season-opening winning streak

Extra-innings victory

Extra-innings loss

Swept a 3-game series

Swept a road series

Swept a road SEC series

Swept a SEC series

Swept a 4-game series

Swept a doubleheader

Allowed 3 runs or fewer in a three-game series

Allowed 3 runs or fewer in a four-game series

Allowed 3 runs or fewer in a SEC series

Allowed 4 runs or fewer in a series

Allowed 4 runs or fewer in a SEC series

Allowed 3 runs or fewer in a road series

Allowed 3 runs or fewer in a SEC road series

Overcome a deficit of 7+ runs

Won a 1-0 game

Lost a 1-0 game

Walk-off win

Walk-off loss

Casey Mize vs. Northeastern (3/9/18)
Mike Mueller [2.0], Lee Carter [1.0],
Brandon Channell [1.0], Reid Price [1.0], Andrew Skinner [1.0], Arnold
Hughey [1.0], Ken Clayton [1.0], Cory Duedeit [0.2], Sean Jones [0.1]
vs. UAB (3/19/02)

Jason Johnson vs. LaGrange College (4/30/91)

Eric Brandon vs. Murray State (3/2/02)

Jason Johnson vs. LaGrange College (4/30/91)

Keegan Thompson vs. Presbyterian (3/1/14)

Tanner Burns [7.0], Cody Greenhill [2.0]

vs. Chicago State (3/6/20)

Kevin Davis [3.2], Jacob Milliman [1.1], vs. Radford

(2/22/15)

Tanner Burns [9.0] vs. Cincinnati (3/1/19)

Joseph Gonzalez vs. #12 Vanderbilt (4/10/22)

Jack Owen vs. UTSA (3/9/19)

K. Thompson vs. Arkansas & LSU (4/4 & 4/11/15)

10 Mason Barnett vs. UCLA (6/5/22)

11 by Jordan Armstrong vs. Yale (2/25/22)

12 by Casey Mize at Kentucky (3/23/18)

13 by Casey Mize vs. Texas A&M (3/16/18)

15 by Tanner Burns vs. Cincinnati (3/1/19)

15, Barnett [10], Skipper [2], Burkhalter [3]

vs. UCLA (6/5/22)

20, Fuller [4], Watson [4], Anderson [3], Greenhill [4],

Skipper [3], Wade [2] vs. #9 Arkansas (4/5/19)

vs. Ga State, at Missouri (4/5-7/16)

2-0 vs. South Carolina (4/24/22)

16-0 / 12-0 [7] vs. Rhode Island (3/5/22)

2-0 vs. UT Martin / 6-0 vs. UTSA / 5-0 vs. UTSA (3/6-9/19)

HITTER PROFILES

31 • MIKE BELLO OF

6-1 • 190 • FR • Oak Ridge, N.J. • Pope John XXIII

- Went 2-for-4 with 1 R, 1 RBI in super regional opener
- Made first start since Apr. 24 in regional opener
- Named to Auburn Regional All-Tournament Team after hitting .417 (5-for-12) with a 2B and 3 RBI
- Robbed a two-run HR to preserve a 2-0 lead in the 6th inning of the series finale vs. S. Carolina (4/24)
- Hit his first career homer in game two at A&M (3/26)
- Went 3-for-3 and reached base 5x in his first start

CAREER STATISTICS

YEAR	AVG	GP-GS	AB	R	H	2B	3B	HR	RBI	SB-A
2022	.264	40-24	91	17	24	4	0	1	12	1-1

SEASON HIGHS

AB: 5, two times
R: 4, two times
H: 3, two times
2B: 1, four times
HR: 1, at Texas A&M (3/26)
RBI: 2, three times

CAREER HIGHS

5, two times
 4, two times
 3, two times
 1, four times
 1, at Texas A&M (3/26/22)
 2, three times

19 • BROOKS CARLSON IF

5-11 • 192 • GR • Mobile, Ala. • Samford

- Went 2-for-4 with a 2B in middle game in Corvallis
- Named to Auburn Regional All-Tournament Team after hitting .385 (5-for-13) with 2 2B, HR and 5 RBI
- Went on a season best 11-game hitting streak from Apr. 26-May 17 and is second on the team with a .321 AVG in 21 games since the streak began
- Has a trio of game-tying/go-ahead hits in the 6th inning or later in SEC play
- Ranks T-6th among active NCAA players in career hits

CAREER STATISTICS

YEAR	AVG	GP-GS	AB	R	H	2B	3B	HR	RBI	SB-A
2018*	.343	62-61	230	48	79	16	1	10	47	1-3
2019*	.345	59-59	226	47	78	17	2	6	41	0-1
2020*	.500	15-15	50	18	25	4	0	3	19	0-1
2021*	.301	50-49	186	38	56	13	1	6	37	2-2
2022	.310	50-43	174	36	54	10	0	6	31	0-1
TOTAL	.337	236-226	866	187	292	60	4	31	175	3-8

SEASON HIGHS

AB: 6, vs. Alabama St. (4/19)
R: 3, two times
H: 3, three times
2B: 1, 10 times
HR: 1, six times
RBI: 4, vs. Kennesaw St. (4/20)

CAREER HIGHS

6, four times
 3, nine times
 4, four times
 2, five times
 1, 30 times
 7, at VMI (5/7/21)

17 • SONNY DICHARA IF

6-1 • 263 • SR • Hoover, Ala. • Samford

- Leads the team with .480 AVG, 4 HR, 11 RBI in tourney
- Went 3-for-10 with 2 HR, 4 RBI in Corvallis, becoming first AU player with multiple HR in super regional
- Named to Auburn Regional All-Tournament Team after hitting .600 (9-for-15) with 8 R, 2 HR and 7 RBI
- Became Auburn's third SEC Player of the Year, joining Tim Hudson (1997) and Hunter Morris (2010)
- Dick Howser Trophy & Golden Spikes Award Semifinalist
- Has reached base multiple times in 48 games
- Leads the SEC in AVG (.392), OBP (.560) and SLG (.809)
- Ranks T-2nd among active players in career HR
- His 22 HR are T-2nd most in program history, one shy of matching the program record

CAREER STATISTICS

YEAR	AVG	GP-GS	AB	R	H	2B	3B	HR	RBI	SB-A
2019*	.293	55-55	198	40	58	7	0	21	55	0-0
2020*	.328	15-15	61	9	20	3	0	2	21	0-0
2021*	.273	56-56	194	44	53	9	0	18	46	0-0
2022	.392	58-58	194	58	76	15	0	22	59	0-0
TOTAL	.320	184-184	646	151	207	34	0	63	181	0-0

SEASON HIGHS

AB: 6, vs. Southeastern (6/3)
R: 5, vs. Florida State (6/4)
H: 4, at LSU (4/2)
2B: 2, two times
HR: 2, vs. Vandy (4/10)
RBI: 5, vs. Vandy (4/10)

CAREER HIGHS

6, three times
 5, vs. Florida State (6/4/22)
 4, two times
 2, two times
 2, nine times
 6, at Wofford (4/26/21)

6 • RYAN DYAL C

5-10 • 197 • R-SO • Senoia, Ga. • East Coweta

- Named a Collegiate Baseball National Player of the Week after leading the league with 12 RBI from Mar. 1-6
- Became the first AU player with multiple outfield assists in same inning since 1996

CAREER STATISTICS

YEAR	AVG	GP-GS	AB	R	H	2B	3B	HR	RBI	SB-A
2021	.200	31-22	70	18	14	2	0	3	7	1-1
2022	.217	32-27	92	23	20	4	0	4	26	0-0
TOTAL	.210	63-49	162	41	34	6	0	7	33	1-1

SEASON HIGHS

AB: 5, two times
R: 3, vs. Troy (2/23)
H: 2, six times
2B: 1, four times
HR: 1, four times
RBI: 4, vs. Rhode Island (3/6)

CAREER HIGHS

5, four times
 3, two times
 2, seven times
 1, two times
 1, seven times
 4, vs. Rhode Island (3/6/22)

11 • GARRETT FARQUHAR IF

5-11 • 187 • 5th • Hoover, Ala. • Shelton State

- Started in six straight games from May 14-25, hitting .300 (6-for-20) with two doubles and four RBI
- Went 3-for-10 with a double and two RBI at Kentucky
- Gave Auburn a lead with a two-run double in the five-run 2nd inning at Samford (5/17)

CAREER STATISTICS

YEAR	AVG	GP-GS	AB	R	H	2B	3B	HR	RBI	SB-A
2018*	.331	52-17	175	39	58	8	2	1	32	10-13
2019*	.363	55-17	168	54	61	11	2	2	31	14-16
2020	.263	13-10	38	15	10	2	0	0	10	1-1
2021	.375	20-5	32	8	12	4	0	0	7	1-1
2022	.229	38-17	70	16	16	3	0	2	12	0-0
AU	.271	71-32	140	39	38	9	0	2	29	2-2
TOTAL	.325	178-32	483	132	157	28	4	5	92	26-31

SEASON HIGHS

AB: 6, vs. UAB (3/2)
R: 2, three times
H: 2, three times
2B: 1, three times
HR: 1, two times
RBI: 2, four times

CAREER HIGHS

6, vs. UAB (3/2/22)
 4, two times
 3, seven times
 2, two times
 1, four times
 4, two times

7 • COLE FOSTER IF

6-1 • 190 • SO • Plano, Texas • Plano Senior

- Hitting .320 with 7 XBH in six tourney games
- Missed six straight games leading up to regional
- Named to Auburn Regional All-Tournament Team after hitting .400 (6-for-15) with 3 2B, 3 HR, 12 RBI
- Tied Auburn single-game records with 3 HR, 14 total bases while driving in nine in regional opener vs. Southeastern (6/3), homering from both sides of the plate in the first inning
- His nine RBI were most in a game since 2010

CAREER STATISTICS

YEAR	AVG	GP-GS	AB	R	H	2B	3B	HR	RBI	SB-A
2021	.292	15-4	24	5	7	3	0	0	1	0-0
2022	.268	50-49	164	40	44	9	0	9	44	2-3
TOTAL	.271	65-53	188	45	51	12	0	9	45	1-2

SEASON HIGHS

AB: 6, vs. Southeastern (6/3)
R: 4, vs. Southeastern (6/3)
H: 4, vs. Southeastern (6/3)
2B: 1, nine times
HR: 3, vs. Southeastern (6/3)
RBI: 9, vs. Southeastern (6/3)

CAREER HIGHS

6, vs. Southeastern (6/3/22)
 4, vs. Southeastern (6/3/22)
 4, vs. Southeastern (6/3/22)
 1, 12 times
 3, vs. Southeastern (6/3/22)
 9, vs. Southeastern (6/3/22)

16 • CAM HILL IF/LHP

6-5 • 214 • SO • Madison, Ala • Bob Jones

- Went 2-for-3 off the bench in the regional
- Hit his first home of the season vs. Florida State (6/4)
- Went on an 8-game hitting streak from Apr. 12-29, going 11-for-27 (.407)

CAREER STATISTICS

YEAR	AVG	GP-GS	AB	R	H	2B	3B	HR	RBI	SB-A
2021	.270	35-30	111	19	30	6	1	5	22	0-0
2022	.280	38-26	107	16	30	7	0	1	19	0-1
TOTAL	.275	73-56	218	35	60	13	1	6	41	0-1

SEASON HIGHS

AB: 5, four times
R: 3, vs. Alabama State (3/1)
H: 3, vs. Alabama State (3/1)
2B: 1, seven times
HR: 1, vs. Florida State (6/4)
RBI: 2, four times

CAREER HIGHS

5, six times
 4, at Missouri (5/20/21)
 3, four times
 2, vs. Texas A&M (5/16/21)
 1, six times
 4, vs. Boston College (3/6/21)

5 • KASON HOWELL OF

6-0 • 180 • SR • Argyle, Texas • Liberty Christian

- Has started in CF in 110 straight games
- Named to Auburn Regional All-Tournament Team after hitting .364 (4-for-11) with 3 2B, 1 RBI
- Went 4-for-5 with 3 2B vs. Florida State (6/4)
- Drove in the tying run with two outs in the 9th in the middle game at Tennessee (4/30)
- Appeared on #SCTop10 as the No. 2 play for robbing a two-run HR in the third inning at Jax State (4/26)

CAREER STATISTICS

YEAR	AVG	GP-GS	AB	R	H	2B	3B	HR	RBI	SB-A
2019	.262	63-63	225	31	59	10	0	0	28	14-16
2020	.359	11-10	39	8	14	7	0	0	6	0-0
2021	.260	52-51	177	29	46	12	0	8	30	8-13
2022	.286	62-62	241	50	69	19	2	2	35	11-13
TOTAL	.276	188-186	682	118	188	48	2	10	99	33-42

SEASON HIGHS

AB: 6, two times
R: 3, vs. Kennesaw St. (4/20)
H: 4, vs. Florida State (6/4)
2B: 3, vs. Florida State (6/4)
HR: 1, two times
RBI: 3, vs. Ole Miss (3/18)

CAREER HIGHS

6, five times
 3, four times
 4, vs. Florida State (6/4/22)
 3, vs. Florida State (6/4/22)
 2, two times
 5, at Missouri (5/20/21)

37 • MASON LAND IF

5-10 • 173 • JR • Cantonment, Fla. • Chatt Valley

- Went on a 7-game hitting streak from May 8-20, hitting .381 during the span
- Drove in the game-winning run on a pinch-hit safety squeeze in the 8th inning vs. Arkansas (5/7)

CAREER STATISTICS

YEAR	AVG	GP-GS	AB	R	H	2B	3B	HR	RBI	SB-A
2020*	.250	3-1	4	2	1	0	0	0	0	0-0
2021*	.367	51-17	166	58	61	10	1	7	43	4-4
2022	.244	28-9	45	4	11	1	0	0	3	0-0
TOTAL	.340	82-10	215	64	73	11	1	7	46	4-4

SEASON HIGHS

AB: 5, at Troy (5/10)
R: 1, four times
H: 2, at Troy (5/10)
2B: 1, at Troy (5/10)
RBI: 1, three times

CAREER HIGHS

5, five times
 4, two times
 4, two times
 2, vs. Snead State (5/9/21)
 5, at Lurleen B. Wallace (4/7/21)

28 • NATE LARUE RHP/C

6-3 • 217 • JR • Mobile, Ala. • McGill-Toolen

- Named to Auburn Regional All-Tournament Team after hitting .300 (3-for-10) with a 2B, 2 HR and 6 RBI
- Collected first multi-HR game vs. Southeastern (6/3)
- Has thrown out 12 of 20 would-be base stealers, tied for the third most in the league

CAREER STATISTICS

YEAR	AVG	GP-GS	AB	R	H	2B	3B	HR	RBI	SB-A
2020	.294	8-3	17	6	5	1	0	0	2	0-0
2021	.219	16-10	32	8	7	2	0	2	5	0-0
2022	.224	49-39	143	19	32	8	0	6	34	2-2
TOTAL	.229	73-52	192	33	44	11	0	8	41	2-2

SEASON HIGHS

AB: 5, four times
R: 3, vs. Southeastern (6/3)
H: 3, at Texas A&M (3/27)
2B: 2, vs. Arkansas (5/6)
HR: 2, vs. Southeastern (6/3)
RBI: 5, at Texas A&M (3/27)

CAREER HIGHS

5, four times
 3, vs. Southeastern (6/3/22)
 3, at Texas A&M (3/27/22)
 2, vs. Arkansas (5/6/22)
 2, vs. Southeastern (6/3/22)
 5, at Texas A&M (3/27/22)

4 • BRODY MOORE IF

5-11 • 183 • SR • Oneonta, Ala. • Oneonta

- Hitting .462 with 9 RBI in six tourney games
- Named Auburn Regional MVP after hitting .533 (8-for-15) with 2B, 3B, HR and 6 RBI
- Became first AU player with 5 hits since 2016 vs. FSU
- Hitting .342 (27-for-79) in 18 games since May 1
- Started at SS in 61 of 62 games, including 53 straight
- Turned in a .981 fielding percentage and turned 26 DP

CAREER STATISTICS

YEAR	AVG	GP-GS	AB	R	H	2B	3B	HR	RBI	SB-A
2019	.333	13-4	27	6	9	1	1	0	4	0-1
2020	.339	17-14	56	11	19	1	1	0	9	5-5
2021	.292	49-49	192	25	56	11	0	2	32	1-4
2022	.294	61-61	245	46	72	12	1	5	37	5-7
TOTAL	.300	140-128	520	88	156	25	3	7	82	11-17

SEASON HIGHS

AB: 6, two times
R: 4, vs



27 • BOBBY PEIRCE OF

6-2 • 181 • R-JR • Scottsdale, Ariz. • S. Mountain

- Went on 11-game hitting streak from May 8-June 4
- All nine of his HR have come since Apr. 12
- Has three go-ahead hits in the 7th inning or later in SEC play - vs. USC (4/22), at UT (4/30) vs. UA (5/14)
- Made his 1st start at LSU on Apr. 1 and is 2nd on the team with 9 HR, 25 RBI since

CAREER STATISTICS

YEAR	AVG	GP-GS	AB	R	H	2B	3B	HR	RBI	SB-A
2019*	.315	56/-	203	34	64	8	4	8	27	7-9
2020*	.273	3/-	11	3	3	1	0	0	2	0-0
2021	.200	8/2	15	3	3	1	0	0	4	0-0
2022	.287	45-35	150	31	43	6	4	9	27	5-6
AU	.279	53-37	165	34	46	7	4	9	31	5-6
TOTAL	.298	112-37	379	71	113	16	8	17	60	12-15

SEASON HIGHS

AB: 5, eight times
R: 3, vs. Florida State (6/4)
H: 3, three times
2B: 1, six times
HR: 1, nine times
RBI: 3, two times

CAREER HIGHS

5, 18 times
3, two times
3, six times
1, 16 times
1, 17 times
4, vs. Paradise Valley (2/26/19)

1 • BLAKE RAMBUSCH IF

5-9 • 175 • R-JR • Austin, Texas • Grayson

- Named to the SEC All-Defensive Team
- Hit .444 (4-for-9) with 7 R, 5 BB, 3 HBP in regional
- Ranks T-6th in league with 85 hits, T-4th most by an Auburn player since 2010
- Has reached base in 114 of the last 120 games dating back to the final 13 games of 2019

CAREER STATISTICS

YEAR	AVG	GP-GS	AB	R	H	2B	3B	HR	RBI	SB-A
2019*	.333	55/-	174	52	58	14	2	4	46	4-4
2021*	.444	45/-	160	60	71	16	3	3	40	33-34
2022	.336	62-62	253	53	85	12	1	4	37	16-21
TOTAL	.365	162-62	587	165	214	42	6	11	123	52-58

SEASON HIGHS

AB: 6, three times
R: 4, vs. Kansas State (2/20)
H: 4, two times
2B: 2, vs. Ole Miss (3/18)
HR: 1, four times
RBI: 4, vs. Ole Miss (3/18)

CAREER HIGHS

7, at McLennan (3/18/21)
4, four times
4, six times
3, vs. W. OK State (3/6/21)
1, 11 times
4, three times

8 • BRYSON WARE OF

6-2 • 193 • JR • Madison, Miss. • Pearl River

- Hit a two-RBI triple in 9th vs. Florida State (6/4)
- Threw out the tying run at the plate to end the game in the series finale at MSU (4/16)
- Is the first AU player with multiple 6+ RBI games in the same season since Tony Caldwell in 2011

CAREER STATISTICS

YEAR	AVG	GP-GS	AB	R	H	2B	3B	HR	RBI	SB-A
2020*	.321	16/-	53	14	17	3	3	5	17	4-5
2021	.254	43-37	138	36	35	6	1	6	26	4-5
2022	.226	48-23	93	22	21	8	2	1	21	4-4
AU	.242	91-60	231	58	56	14	3	7	47	8-9
TOTAL	.257	107-60	284	72	73	17	6	12	64	12-14

SEASON HIGHS

AB: 5, three times
R: 3, vs. UAB (3/2)
H: 3, two times
2B: 2, vs. UAB (3/2)
HR: 1, vs. Troy (2/23)
RBI: 6, two times

CAREER HIGHS

5, seven times
6, vs. AAMU (2/24/21)
3, six times
2, vs. UAB (3/2/22)
1, 12 times
6, two times

50 • JAKE WYANDT C

5-11 • 185 • GR • Laurel, Md. • Presbyterian

- Named to the Buster Posey Award Watch List
- Is a candidate for the Senior CLASS Award

CAREER STATISTICS

YEAR	AVG	GP-GS	AB	R	H	2B	3B	HR	RBI	SB-A
2018*	.208	30/-	53	22	11	2	0	2	14	11-14
2019*	.253	40/-	91	29	23	4	1	1	12	17-18
2020*	.133	10-7	15	0	2	0	0	0	0	0-0
2021*	.228	41-39	123	21	28	6	1	3	16	3-8
2022	.233	22-14	43	8	10	1	0	1	12	1-1
TOTAL	.228	142-60	325	80	74	13	2	7	54	32-41

SEASON HIGHS

AB: 4, two times
R: 3, vs. UAB (3/2)
H: 2, two times
2B: 1, vs. Tennessee Tech (3/9)
HR: 1, vs. Rhode Island (3/6)
RBI: 4, vs. Rhode Island (3/6)

CAREER HIGHS

5, three times
3, vs. UAB (3/2/22)
3, at Auburn (2/20/21)
2, at ECU (2/27/21 - G2)
1, seven times
4, vs. Rhode Island (3/6/22)

PITCHER PROFILES

46 • CHASE ALLSUP RHP

6-1 • 220 • FR • Dothan, Ala. • Dothan

- Struck out the side in a scoreless IP at SEC Tourney
- Earned his first SEC save in 2.0 IP vs. Alabama (5/14)
- Pitched a season-high 2.2 IP w/ 3 K at Jax State (4/26)
- Struck out a season-high five in 2.0 IP vs. Samford (4/12)
- Earned his first save in 2.1 IP at UAB (4/5)

CAREER STATISTICS

YEAR	ERA	W-L	G/S	IP	H	R	ER	BB	K	BAA
2022	2.83	1-0	22/0	28.2	22	13	9	16	35	.214

SEASON HIGHS

IP: 2.2, at Jax State (4/26)
H: 3, vs. MTSU (3/13)
R: 4, vs. Ole Miss (3/18)
ER: 2, vs. Ole Miss (3/18)
K: 5, vs. Samford (4/12)
BB: 2, four times
PC: 49, vs. Ole Miss (3/18)

CAREER HIGHS

2.2, at Jax State (4/26/22)
3, vs. MTSU (3/13/22)
4, vs. Ole Miss (3/18/22)
2, vs. Ole Miss (3/18/22)
5, vs. Samford (4/12/22)
2, four times
49, vs. Ole Miss (3/18/22)

41 • J. ARMSTRONG RHP

5-11 • 200 • FR • Marietta, Ga. • Harrison

- Made two scoreless appearance in Corvallis
- Didn't pitch from 3/29-5/8 but is 1-0 with a 2.25 ERA and 12 K to 4 BB in 12.0 IP and eight appearances since
- Earned his first career win and faced the minimum in 2.2 scoreless IP vs. Alabama (5/13)

CAREER STATISTICS

YEAR	ERA	W-L	G/S	IP	H	R	ER	BB	K	BAA
2022	2.50	1-0	18/0	18.0	16	9	5	10	20	.262

SEASON HIGHS

IP: 2.2, two times
H: 3, two times
R: 3, two times
ER: 2, two times
K: 4, vs. Arkansas (5/8)
BB: 2, two times
PC: 40, vs. Arkansas (5/8)

CAREER HIGHS

2.2, two times
3, two times
3, two times
2, two times
4, vs. Arkansas (5/8/22)
2, two times
40, vs. Arkansas (5/8/22)

18 • MASON BARNETT RHP

6-0 • 218 • JR • Cartersville, Ga. • Cartersville

- Allowed one run in 4.1 IP in game three in Corvallis
- Is 3-2 with a 4.08 ERA in 13 starts this season
- The Tigers are 10-3 in games he has started
- Named to Auburn Regional All-Tournament Team after throwing 5.1 scoreless and striking out a career high 10 batters in regional final vs. UCLA (6/5)
- Didn't allow a hit after UCLA double on the first pitch and set down the last 10 batters he faced

CAREER STATISTICS

YEAR	ERA	W-L	G/S	IP	H	R	ER	BB	K	BAA
2020	3.52	0-0	6/0	7.2	5	4	3	3	16	.192
2021	5.40	2-4	16/6	40.0	39	28	24	21	43	.265
2022	3.98	3-2	18/13	61.0	58	28	27	31	79	.250
TOTAL	4.47	5-6	40/19	108.2	102	60	54	55	138	.252

SEASON HIGHS

IP: 5.1, two times
H: 6, two times
R: 5, vs. Ole Miss (3/17)
ER: 5, vs. Ole Miss (3/17)
K: 10, vs. UCLA (6/5)
BB: 3, five times
PC: 88, two times

7.0, vs. Little Rock (3/13/21)
6, three times
6, at Ole Miss (3/20/21)
5, two times
10, vs. UCLA (6/5/22)
5, at Arkansas (4/3/21)
91, vs. Little Rock (3/13/21)

21 • TRACE BRIGHT RHP

6-4 • 199 • JR • Montgomery, Ala. • Trinity

- Is the only pitcher to start all 16 weekends this season
- Earned the win in the regional opener vs. Southeastern, striking out a career high 10 batters in 5.0 innings
- Auburn has won his last seven starts since Apr. 23
- Turned in three straight quality starts from 2/26-3/13

CAREER STATISTICS

YEAR	ERA	W-L	G/S	IP	H	R	ER	BB	K	BAA
2020	8.38	1-1	3/3	9.2	10	9	9	7	12	.278
2021	6.98	4-4	19/11	49.0	53	42	38	18	43	.276
2022	5.23	4-4	17/16	75.2	73	49	44	38	86	.252
TOTAL	6.10	9-9	39/30	134.1	136	100	91	63	141	.263

SEASON HIGHS

IP: 6.0, three times
H: 7, at MSU (4/15)
R: 6, two times
ER: 6, vs. Vandy (4/9)
K: 10, vs. Southeastern (6/3)
BB: 5, vs. Arkansas (5/7)
PC: 108, at MSU (4/15)

CAREER HIGHS

6.0, four times
7, at MSU (4/15/22)
7, at Ole Miss (3/21/21)
7, at Ole Miss (3/21/21)
10, vs. Southeastern (6/3/22)
5, vs. Arkansas (5/7/22)
108, at MSU (4/15/22)

40 • B. BURKHALTER RHP

6-0 • 204 • JR • Dothan, Ala. • Northview

- Named Second Team All-SEC, First Team ABCA All-Southeast Region and a finalist for the NCBWA Stopper of the Year award
- Recorded a save in both wins in Corvallis, including retiring all 8 batter faced with 5 K in game three
- Leads the SEC and ranks 2nd in NCAA with 15 saves, the third most in single season history
- Went 1-0 w/ 3 saves, 12 K in 4 app from 4/19-24
- Became the first pitcher in program history and first pitcher in SEC since 2017 with 3 saves in a weekend

CAREER STATISTICS

YEAR	ERA	W-L	G/S	IP	H	R	ER	BB	K	BAA
2020	2.08	0-0	4/0	4.1	6	1	1	3	3	.462
2021	1.71	1-0	17/0	21.0	14	5	4	16	30	.182
2022	3.89	4-2	29/0	44.0	34	21	19	7	66	.210
TOTAL	3.12	5-2	50/0	69.1	54	27	24	26	99	.214

SEASON HIGHS

IP: 2.2, three times
H: 5, two times
R: 5, vs. Ole Miss (3/19)
ER: 5, vs. Ole Miss (3/19)
K: 5, two times
BB: 4, at MSU (4/14)
PC: 50, vs. S. Alabama (3/22)

CAREER HIGHS

2.2, three times
5, two times
5, vs. Ole Miss (3/19/22)
5, vs. Ole Miss (3/19/22)
5, two times
4, at MSU (4/14/22)
50, vs. S. Alabama (3/22/22)

54 • K. COPELAND LHP

6-2 • 178 • SO • Mobile, Ala. • Pensacola State

- Didn't allow an ER in 2.2 innings vs. Southeastern (6/3)
- Pitched the final 2.0 innings and earned his first SEC win at Tennessee (4/30)
- Pitched 4.0 scoreless with 8 K and earned his first win in an Auburn uniform vs. KSU (4/20)

CAREER STATISTICS

YEAR	ERA	W-L	G/S	IP	H	R	ER	BB	K	BAA
2021*	1.74	7-1	12/8	57.0	43	14	11	16	81	.211
2022	4.20	3-0	9/2	15.0	20	11	7	8	19	.328
2022	5.11	3-0	8/2	12.1	16	8	7	6	15	.327
TOTAL	2.25	10-1	21/10	72.0	63	25	18	24	100	--

SEASON HIGHS

IP: 4.0, vs. Kennesaw St. (4/20)
H: 5, vs. Alabama State (3/1)
R: 4, vs. Arkansas (5/6)
ER: 4, vs. Arkansas (5/6)
K: 8, vs. Kennesaw St. (4/20)
BB: 2, three times
PC: 68, vs. Kennesaw St. (4/20)

CAREER HIGHS

7.0, two times
11, at Chipola (3/20/21)
4, three times
4, two times
12, at NW Fl. State (4/30/21)
2, nine times
68, vs. Kennesaw St. (4/20/22)

14 • BROOKS FULLER LHP

6-3 • 210 • SR • Auburn, Ala. • Auburn

- After pitching once from 3/22-5/8, hasn't allowed a run in his last 4 appearances and 4.0 innings
- Faced one over the minimum in the last 1.1 innings vs. Southeastern (6/3)

CAREER STATISTICS

YEAR	ERA	W-L	G/S	IP	H	R	ER	BB	K	BAA
2019	4.50	2-2	20/8	44.0	39	30	22	35	36	.239
2020	2.25	1-1	3/2	8.0	11	3	2	1	7	.333
2021	8.50	0-0	16/0	18.0	24	18	17	17	20	.316
2022	8.53	0-0	8/0	6.1	8	6	6	7	7	.308
TOTAL	5.54	3-3	47/10	76.1	82	57	47	60	70	.275

SEASON HIGHS

IP: 1.1, at Troy (5/10)
H: 3, vs. Alabama State (3/1)
R: 4, vs. Alabama State (3/1)
ER: 4, vs. Alabama State (3/1)
K: 2, two times
BB: 2, vs. Alabama State (3/1)
PC: 27, vs. Alabama State (3/1)

CAREER HIGHS

6.0, at Texas A&M (4/13/19)
5, three times
5, vs. Baylor (2/27/21)
5, vs. Baylor (2/27/21)
6, vs. Ole Miss (4/20/19)
4, at South Carolina (3/30/19)
93, at Texas A&M (4/13/19)

45 • J. GONZALEZ
RHP
6-4 • 230 • SO • Humacao, PR • Leadership CA

- Allowed 3 R (2 ER) with 0 BB and 5 K in 5.0 IP at OSU
- Named to Auburn Regional All-Tournament Team after earning the win in 6.0 innings vs. Florida State (6/4)
- The game marked his 6th quality start of the season
- Pitched 7.0 scoreless innings and earned his fourth straight win vs. USC (4/24)
- Became the first AU pitcher since Casey Mize in 2018 with four straight quality starts in SEC play
- Became the first AU pitcher to win four straight SEC starts since Keegan Thompson in 2015
- Turned in Auburn's first SEC CG since 2018 and the second by an SEC pitcher vs. Vandy (4/10)

CAREER STATISTICS

YEAR	ERA	W-L	G/S	IP	H	R	ER	BB	K	BAA
2021	6.17	2-3	21/5	42.1	51	30	29	10	30	.293
2022	2.99	7-3	14/13	73.1	76	26	24	14	47	.271
TOTAL	4.12	9-6	35/18	115.2	127	56	53	24	77	.280

SEASON HIGHS

IP: 9.0, vs. Vandy (4/10)
H: 9, two times
R: 5, two times
ER: 5, two times
K: 8, two times
BB: 4, vs. Florida State (6/4)
PC: 110, at MSU (4/16)

CAREER HIGHS

9.0, vs. Vandy (4/10/22)
 9, two times
 9, vs. Miss. State (4/11/21)
 9, vs. Miss. State (4/11/21)
 8, two times
 5, at Arkansas (4/3/21)
 110, at MSU (4/16/22)

43 • CHASE ISBELL
RHP
6-2 • 198 • JR • Springville, Ala. • Samford

- Pitched a season best 2.2 scoreless at Oregon State
- Has a 0.77 ERA in his last eight apps and 11.2 IP
- Turned in 2.0 scoreless with 3 K at Kentucky (5/20)
- Earned his first Auburn win at Troy (5/10)
- Matched a season-high with 2.1 IP vs. Arkansas (5/7)
- Coming off partial Tommy John surgery

CAREER STATISTICS

YEAR	ERA	W-L	G/S	IP	H	R	ER	BB	K	BAA
2020*	3.38	1-0	5/0	5.1	3	4	2	7	6	.167
2021*	2.32	4-2	26/0	31.0	19	9	8	13	44	.173
2022	5.29	1-1	13/0	17.0	16	10	10	13	20	.250
TOTAL	3.70	6-4	44/0	53.1	38	23	20	33	70	--

SEASON HIGHS

IP: 2.2, at Oregon State (6/12)
H: 5, vs. Vandy (4/9)
R: 5, at LSU (4/1)
ER: 5, at LSU (4/1)
K: 4, at Oregon State (6/12)
BB: 3, at Samford (5/17)
PC: 45, at Texas A&M (3/26)

CAREER HIGHS

3.0, at ETSU (5/21/21)
 4, at Wofford (4/20/21)
 5, at LSU (4/1/22)
 5, at LSU (4/1/22)
 6, at ETSU (5/21/21)
 3, at Samford (5/17/22)
 57, at ETSU (5/21/21)

47 • TOMMY SHEEHAN
LHP
6-0 • 209 • GR • Brielle, N.J. • Notre Dame

- Pitched 3.1 scoreless and earned the win in the super regional opener at Oregon State
- Has a 0.68 ERA in his last six apps and 13.1 IP
- Turned in 4.0 scoreless and allowed just two baserunners vs. Alabama (5/14)
- Earned his first AU win in 3.2 IP vs. MTSU (3/13)
- Earned the 3.0-inning save in his first career relief appearances against URI (3/6)

CAREER STATISTICS

YEAR	ERA	W-L	G/S	IP	H	R	ER	BB	K	BAA
2018*	5.74	2-4	14/14	62.2	62	43	40	41	27	.264
2019*	4.58	5-6	15/15	92.1	100	62	47	23	62	.268
2020*	2.70	3-0	4/4	23.1	18	7	7	5	22	.202
2021*	6.75	0-1	2/2	8.0	10	6	6	5	10	.303
2022	4.50	2-0	15/3	32.0	23	18	16	21	26	.202
TOTAL	4.86	12-11	50/37	218.1	213	136	116	95	147	--

SEASON HIGHS

IP: 4.0, vs. Alabama (5/14)
H: 5, vs. Ole Miss (3/19)
R: 5, at Texas A&M (3/27)
ER: 5, at Texas A&M (3/27)
K: 5, vs. Rhode Island (3/6)
BB: 4, at Texas A&M (3/27)
PC: 65, vs. Alabama (5/14)

CAREER HIGHS

9.0, two times
 13, vs. North Carolina (4/13/19)
 11, vs. North Carolina (4/13/19)
 8, vs. North Carolina (4/13/19)
 9, at UAB (2/14/20)
 6, vs. Purdue (2/24/18)
 112, vs. North Carolina (4/13/19)

29 • CARSON SKIPPER
LHP
6-2 • 211 • SR • Trussville, Ala. • Hewitt-Trussville

- Pitched 3.0 scoreless with 5 K in super regional opener
- Earned the win in 2.0 IP in game three in Corvallis
- Made his first start since 2019 at SEC Tourney, pitching 3.0 scoreless with a season-high 7 strikeouts
- Earned the win in 2.1 scoreless at Samford (5/17)
- Went 1-0 with 6 K, 3 holds in 4 app from 4/19-24
- Earned the win in 1.1 IP in the series opener vs. USC
- Pitched a perfect 8th inning in games two & three, inducing a double play w/ the tying run on in finale

CAREER STATISTICS

YEAR	ERA	W-L	G/S	IP	H	R	ER	BB	K	BAA
2019	7.46	3-3	17/8	35.0	45	33	29	23	38	.306
2020	1.00	0-0	7/0	9.0	5	1	1	3	12	.167
2021	4.25	2-2	19/0	29.2	29	16	14	9	37	.248
2022	4.61	6-3	25/1	52.2	49	32	27	13	62	.245
TOTAL	5.06	11-8	68/9	126.1	128	82	71	48	149	.259

SEASON HIGHS

IP: 5.2, vs. MTSU (3/11)
H: 6, vs. MTSU (3/11)
R: 5, two times
ER: 5, vs. Arkansas (5/8)
K: 7, vs. Kentucky (5/25)
BB: 2, three times
PC: 71, vs. MTSU (3/11)

CAREER HIGHS

5.2, vs. MTSU (3/11/22)
 6, vs. MTSU (3/11/22)
 5, four times
 5, two times
 8, vs. AAMU (2/19/19)
 4, at Georgia Tech (4/16/19)
 78, vs. Arkansas (4/5/19)

32 • CARSON SWILLING
RHP
5-11 • 196 • SO • Smiths Station, Ala. • Smiths

- Didn't allow a run in five apps and 6.2 IP from 5/7-25
- Earned a win in 2.0 scoreless vs. Arkansas & Alabama
- Struck out a career high six in 2.0 IP at Jax State (4/26)
- Got a strikeout to end the 7th and earned the win in game two vs. USC (4/23)
- Turned in 1.2 scoreless innings at LSU (4/1)
- Pitched a season-high 3.1 scoreless innings and struck out four vs. Ole Miss (3/17)

CAREER STATISTICS

YEAR	ERA	W-L	G/S	IP	H	R	ER	BB	K	BAA
2021	3.34	1-2	21/0	29.2	28	15	11	14	33	.248
2022	5.86	3-2	20/0	27.2	29	18	18	13	33	.274
TOTAL	4.55	4-4	41/0	57.1	57	33	29	27	66	.260

SEASON HIGHS

IP: 3.1, vs. Ole Miss (3/17)
H: 4, two times
R: 3, four times
ER: 3, four times
K: 6, at Jax State (4/26)
BB: 2, four times
PC: 58, vs. Ole Miss (3/17)

CAREER HIGHS

3.2, at Lipscomb (3/16/21)
 5, at Georgia (5/1/21)
 3, six times
 3, five times
 6, at Jax State (4/26/22)
 3, two times
 67, at Georgia (5/1/21)

AUBURN IN THE NATIONAL AND SEC RANKINGS

(as of June 15)

TEAM

	TOTAL	NCAA	SEC
Fielding percentage	.981	10	4
Sacrifice flies	33	16	3
K/9.0 IP	10.2	22	7
Double plays	49	25	2
Walks	299	32	6
Shutouts	4	32	4
Hits	618	33	2
Hits/9.0 IP	8.56	41	7
ERA	4.42	43	6
K-BB ratio	2.48	45	8
Runs	447	46	4

21 TRACE BRIGHT

	TOTAL	NCAA	SEC
Games started	16	24	3

40 B. BURKHALTER

	TOTAL	NCAA	SEC
Saves	15	2	1

17 SONNY DICHIAARA

	TOTAL	NCAA	SEC
On-base percentage	.560	1	1
Walks	68	1	1
Walks/game	1.17	1	1
Slugging percentage	.809	5	1
Home runs	22	19	3
Home runs/game	0.38	20	2
Batting average	.392	21	1
Total bases	157	43	5

45 JOSEPH GONZALEZ

	TOTAL	NCAA	SEC
BB/9.0 IP	1.72	48	3

28 NATE LARUE

	TOTAL	NCAA	SEC
Sacrifice flies	6	38	4



PITCHING CAREERS

CHASE ALLSUP'S CAREER APPEARANCES

2022 - FRESHMAN YEAR

Date	Opp (Res.)	DEC	QS	IP	H	R	ER	BB	SO	HR	ERA	NP
2/20	vs. Kansas State (W, 12-1)	-	-	1.0	0	0	0	0	3	0	0.00	14
2/25	YALE (W, 9-0)	-	-	1.0	0	0	0	2	2	0	0.00	25
3/2	UAB (W, 16-1)	-	-	1.0	0	0	0	1	2	0	0.00	20
3/9	vs. Tennessee Tech (W, 4-3)	-	-	2.0	2	0	0	1	3	0	0.00	39
3/13	MIDDLE TENNESSEE-G1 (W, 10-7)	-	-	1.1	3	1	0	1	3	0	0.00	35
3/18	#1 OLE MISS (W, 19-5)	-	-	1.1	2	4	2	2	2	1	2.35	49
3/26	at Texas A&M (L, 4-5 [11])	-	-	0.1	0	0	0	0	0	0	2.35	1
3/27	at Texas A&M (W, 13-9)	W	-	1.0	0	1	0	1	0	0	2.00	19
4/5	at UAB (W, 6-4)	S	-	2.1	2	1	1	0	2	1	2.38	34
4/12	SAMFORD (W, 4-1)	-	-	2.0	1	0	0	0	5	0	2.03	33
4/19	ALABAMA STATE (W, 6-5 [10])	-	-	0.2	0	0	0	2	0	0	1.93	15
4/22	SOUTH CAROLINA (W, 6-3)	-	-	0.2	0	0	0	0	0	0	1.84	5
4/26	at Jax State (W, 8-4)	-	-	2.2	2	1	1	0	3	1	2.08	31
4/30	at #1 Tennessee (W, 8-6)	-	-	1.1	2	1	1	1	1	0	2.41	41
5/6	#3 ARKANSAS (L, 8-11)	-	-	1.2	1	0	0	1	0	0	2.21	21
5/8	#3 ARKANSAS (L, 4-7)	-	-	0.2	1	1	1	2	0	0	2.57	22
5/14	ALABAMA (W, 6-4)	S	-	2.0	1	0	0	0	2	0	2.35	21
5/17	at Samford (W, 8-4)	-	-	1.0	1	0	0	1	2	0	2.25	21
5/20	at Kentucky (W, 6-3)	-	-	1.0	1	1	1	0	1	1	2.52	14
5/21	at Kentucky (L, 3-6)	-	-	2.0	2	1	1	0	2	0	2.67	28
5/25	vs. Kentucky (L, 1-3)	-	-	1.0	0	0	0	0	3	0	2.57	20
6/12	at #3 Oregon State (L, 3-4)	-	-	0.2	1	1	1	1	0	0	2.83	11

JOHN ARMSTRONG'S CAREER APPEARANCES

2022 - FRESHMAN YEAR

Date	Opp (Res.)	DEC	QS	IP	H	R	ER	BB	SO	HR	ERA	NP
2/18	vs. Oklahoma (L, 0-3)	-	-	1.0	0	0	0	0	1	0	0.00	8
2/19	vs. #12 Texas Tech (W, 2-1)	-	-	0.2	0	0	0	1	0	0	0.00	13
2/25	YALE (W, 9-0)	-	-	0.2	0	0	0	0	2	0	0.00	9
2/26	YALE-G2 (L, 4-5 [10])	-	-	0.2	1	0	0	0	1	0	0.00	12
3/1	ALABAMA STATE (W, 13-7)	-	-	0.2	1	0	0	0	2	0	0.00	16
3/9	vs. Tennessee Tech (W, 4-3)	-	-	0.1	1	0	0	0	1	0	0.00	5
3/11	MIDDLE TENNESSEE (L, 8-10)	-	-	0.1	0	3	0	2	1	0	0.00	18
3/17	#1 OLE MISS (L, 6-13)	-	-	0.0	2	3	2	2	0	0	4.15	19
3/22	vs. South Alabama (W, 13-12)	-	-	0.1	0	0	0	0	0	0	3.86	4
3/29	JAX STATE (L, 2-5)	-	-	1.1	1	0	0	1	0	0	3.00	26
5/8	#3 ARKANSAS (L, 4-7)	-	-	2.2	0	0	0	1	4	0	2.08	40
5/13	ALABAMA (W, 3-2)	W	-	2.2	1	0	0	0	3	0	1.59	29
5/17	at Samford (W, 8-4)	-	-	2.1	1	0	0	0	3	0	1.32	29
5/20	at Kentucky (L, 1-5)	-	-	0.2	1	0	0	0	2	0	1.26	10
5/21	at Kentucky (L, 3-6)	-	-	0.0	3	2	2	1	0	0	2.51	11
6/4	FLORIDA STATE (W, 21-7)	-	-	2.0	3	1	1	1	0	0	2.76	24
6/11	at #3 Oregon State (W, 7-5)	-	-	1.0	0	0	0	1	0	0	2.60	15
6/12	at #3 Oregon State (L, 3-4)	-	-	0.2	2	0	0	0	0	0	2.50	9

MASON BARNETT'S CAREER APPEARANCES

2020 - FRESHMAN YEAR

Date	Opp (Res.)	DEC	QS	IP	H	R	ER	BB	SO	HR	ERA	NP
2/15	ILLINOIS-CHICAGO (W, 7-3)	-	-	1.0	4	3	3	1	2	0	27.00	32
2/19	OAKLAND (W, 17-1)	-	-	1.0	0	0	0	0	2	0	13.50	10
2/25	ALABAMA A&M (W, 10-0)	-	-	1.0	0	0	0	1	2	0	9.00	17
3/1	WRIGHT STATE (W, 6-0)	-	-	1.0	0	0	0	1	2	0	6.75	21
3/8	CHICAGO STATE (W, 9-0)	-	-	1.0	1	0	0	0	3	0	5.40	19
3/10	GEORGIA TECH (L, 2-6)	-	-	2.2	0	1	0	0	5	0	3.52	35

2021 - SOPHOMORE YEAR

Date	Opp (Res.)	DEC	QS	IP	H	R	ER	BB	SO	HR	ERA	NP
2/21	*PRESBYTERIAN (W, 2-1 [10])	-	-	4.0	3	0	0	2	4	0	0.00	65
2/26	vs. #25 Oklahoma (L, 3-4 [10])	-	-	1.1	2	1	1	3	1	0	1.69	42
3/6	*#18 BOSTON COLLEGE (W, 16-1)	W	-	5.1	2	1	0	2	3	0	0.84	75
3/13	*LITTLE ROCK (W, 6-0)	W	X	7.0	2	0	0	1	9	0	0.51	91
3/20	*at #4 Ole Miss (L, 5-6)	L	-	3.0	5	6	4	2	4	0	2.18	72
3/27	*KENTUCKY (L, 6-7)	-	-	5.1	6	5	5	0	8	2	3.46	84
4/1	at #1 Arkansas (W, 2-1)	S	-	1.0	0	0	0	1	0	0	3.33	15
4/3	at #1 Arkansas (L, 5-6 [10])	-	-	1.2	2	1	1	5	0	0	3.45	45
4/11	#4 MISSISSIPPI STATE (L, 10-19)	-	-	2.0	4	2	2	0	1	0	3.82	33
4/17	at Alabama (L, 9-10)	L	-	1.1	4	2	2	2	1	0	4.22	34
4/21	*JAX STATE (W, 8-7 [10])	-	-	1.0	0	0	0	0	1	0	4.09	14
4/25	#10 FLORIDA (L, 4-6)	L	-	3.0	2	1	0	0	4	0	3.75	42
4/29	at #20 Georgia (L, 0-4)	-	-	1.0	2	2	2	1	2	1	4.14	24
5/6	LSU (L, 3-8)	-	-	1.0	2	1	1	0	2	0	4.26	18
5/15	TEXAS A&M (L, 9-11)	-	-	2.0	1	3	3	1	3	0	4.72	36
5/22	at Missouri (L, 6-7)	L	-	0.0	2	3	3	1	0	0	5.40	14

2022 - JUNIOR YEAR

Date	Opp (Res.)	DEC	QS	IP	H	R	ER	BB	SO	HR	ERA	NP
2/20	vs. Kansas State (W, 12-1)	-	-	1.0	0	0	0	1	0	0	0.00	13
2/23	TROY (W, 13-1)	-	-	1.0	0	0	0	0	0	0	0.00	6
2/26	YALE-G1 (W, 4-3)	-	-	1.0	1	0	0	1	0	0	0.00	20
3/2	*UAB (W, 16-1)	W	-	5.0	2	1	1	0	8	0	1.12	66
3/9	*vs. Tennessee Tech (W, 4-3)	-	-	4.2	6	3	2	2	5	0	2.13	88
3/17	*#1 OLE MISS (L, 6-13)	L	-	3.0	6	5	5	2	6	2	4.60	64
3/22	*vs. South Alabama (W, 13-12)	-	-	1.0	4	3	3	1	1	0	5.94	39
3/27	at Texas A&M (W, 13-9)	-	-	4.0	2	2	2	2	4	1	5.66	64
4/1	at #12 LSU (L, 2-9)	-	-	1.0	3	1	1	1	2	0	5.82	28
4/5	*at UAB (W, 6-4)	-	-	4.0	3	1	1	3	5	0	5.26	76
4/12	*SAMFORD (W, 4-1)	W	-	5.0	3	1	1	2	6	0	4.70	77
4/19	*ALABAMA STATE (W, 6-5 [10])	-	-	5.0	3	1	1	0	8	0	4.29	68
4/26	*at Jax State (W, 8-4)	-	-	3.0	4	1	1	2	5	1	4.19	64
5/6	*#3 ARKANSAS (L, 8-11)	-	-	4.0	5	2	2	2	5	0	4.22	73
5/13	*ALABAMA (W, 3-2)	-	-	5.1	5	2	2	3	4	1	4.12	82
5/20	*at Kentucky (L, 1-5)	L	-	3.1	5	4	4	2	5	0	4.56	71
6/5	*UCLA (W, 11-4)	W	-	5.1	1	0	0	3	10	0	4.13	88

6/13 * at #3 Oregon State (W, 4-3) - - 4.1 5 1 1 3 5 0 3.98 81

TRACE BRIGHT'S CAREER APPEARANCES

2020 - FRESHMAN YEAR

Date	Opp (Res.)	DEC	QS	IP	H	R	ER	BB	SO	HR	ERA	NP
2/19	*OAKLAND (W, 17-1)	W	-	3.0	2	1	1	1	6	1	3.00	59
2/26	*ALABAMA A&M (W, 12-6)	-	-	4.2	3	4	4	3	6	0	5.87	80
3/11	*WOFFORD (L, 3-4)	L	-	2.0	5	4	4	3	0	0	8.38	50

2021 - SOPHOMORE YEAR

Date	Opp (Res.)	DEC	QS	IP	H	R	ER	BB	SO	HR	ERA	NP
2/19	PRESBYTERIAN (W, 14-3)	-	-	1.0	2	0	0	0	2	0	0.00	28
2/23	*ALABAMA A&M (W, 18-2 [7])	W	-	4.0	2	2	1	0	7	0	1.80	55
2/28	*vs. Texas A&M (W, 6-1)	W	X	6.0	3	0	0	2	1	0	0.82	86
3/7	*#18 BOSTON COLLEGE (L, 9-11 [10])	-	-	5.0	3	1	1	1	3	0	1.12	69
3/14	*LITTLE ROCK (L, 6-12)	L	-	4.1	5	6	6	0	5	2	3.54	74
3/21	*at #4 Ole Miss (L, 11-19)	L	-	1.1	4	7	7	3	2	0	6.23	53
3/26	KENTUCKY (L, 6-8 [10])	-	-	3.0	5	4	4	2	2	2	6.93	58
4/2	at #1 Arkansas (L, 5-6)	-	-	1.0	3	3	3	0	2	0	7.71	24
4/3	at #1 Arkansas (L, 5-6 [10])	L	-	0.2	2	1	1	1	0	0	7.86	11
4/10	#4 MISSISSIPPI STATE (L, 2-7)	-	-	3.1	1	1	1	1	3	1	7.28	38
4/13	*at #20 Georgia Tech (W, 7-3)	W	-	4.0	3	2	2	1	1	1	6.95	39
4/17	at Alabama (L, 9-10)	-	-	1.2	2	2	2	1	3	1	7.13	38
4/20	*SAMFORD (W, 6-4)	-	-	1.0	1	2	2	1	2	1	7.43	19
4/23	#10 FLORIDA (L, 2-4)	L	-	1.1	1	2	2	2	2	0	7.65	32
5/1	*at #20 Georgia (W, 9-7)	W	-	2.0	2	2	2	2	2	0	7.71	42
5/7	*LSU (L, 6-9)	-	-	1.1	2	2	1	0	0	0	7.68	20
5/12	at Samford (L, 1-6)	-	-	0.2	1	2	2	1	1	1	7.99	22
5/16	*TEXAS A&M (W, 5-4)	-	-	4.0	6	3	1	0	3	1	7.49	74
5/22	*at Missouri (L, 6-7)	-	-	3.1	5	0	0	0	2	0	6.98	40

2022 - JUNIOR YEAR

Date	Opp (Res.)	DEC	QS	IP	H	R	ER	BB	SO	HR	ERA	NP
2/20	*vs. Kansas State (W, 12-1)	W	-	5.0	2	1	0	2	5	0	0.00	75
2/26	*YALE-G2 (L, 4-5 [10])	-	X	6.0	3	0	0	3	6	0	0.00	83
3/5	*RHODE ISLAND-G2 (W, 12-0)	W	X	6.0	1	0	0	0	8	0	0.00	78
3/13	*MIDDLE TENNESSEE-G2 (L, 3-4)	-	X	6.0	6	3	3	3	4	0	1.17	91
3/19	*#1 OLE MISS (L, 2-15)	L	-	4.1	5	6	3	2	5	0	1.98	82
3/26	*at Texas A&M (L, 4-5 [11])	-	-	5.0	6	2	2	2	6	0	2.23	79
4/1	*at #12 LSU (L, 2-9)	L	-	4.1	4	3	3	4	6	1	2.70	93
4/9	*#12 VANDERBILT (L, 4-19)	L	-	3.1	6	6	6	3	3	2	3.83	69
4/15	*at Mississippi State (L, 5-9)	L	-	5.1	7	4	4	2	8	0	4.17	108
4/23	*SOUTH CAROLINA (W, 8-6)	-	-	5.2	6	3	3	2	4	1	4.24	88
4/30	*at #1 Tennessee (W, 8-6)	-	-	5.2	5	4	3	2	8	0	4.29	95
5/7	*#3 ARKANSAS (W, 5-3)	-	-	4.2	2	2	2	5	4	0	4.26	82
5/14	*ALABAMA (W, 6-4)	-	-	1.0	4	4	4	2	1	1	4.76	36
5/20	*at Kentucky (W, 6-3)	W	-	5.0	5	2	2	9	5	1	4.68	71
5/25	vs. Kentucky (L, 1-3)	-	-	2.2	2	1	1	1	1	0	4.63	40
6/3	*SOUTHEASTERN (W, 19-7)	W	-	5.0	6	4	4	2	10	1	4.80	101
6/11	*at #3 Oregon State (W, 7-5)	-	-	0.2	3	4	4	3	2	1	5.23	47

2022 AUBURN BASEBALL GAME NOTES

4/23	SOUTH CAROLINA (W, 8-6)	S	-	1.0	0	0	0	2	0	2.97	12
4/24	SOUTH CAROLINA (W, 2-0)	S	-	1.0	1	0	0	0	1	2.87	11
4/29	at #1 Tennessee (L, 4-17)	-	-	0.0	2	2	2	0	0	3.45	12
5/10	at Troy (W, 11-4)	-	-	1.1	0	0	0	0	2	3.31	17
5/13	ALABAMA (W, 3-2)	S	-	1.0	1	0	0	0	2	3.21	18
5/17	at Samford (W, 8-4)	-	-	1.0	2	2	2	0	2	3.63	19
5/20	at Kentucky (W, 6-3)	S	-	2.0	1	0	0	0	1	3.44	28
5/25	vs. Kentucky (L, 1-3)	L	-	1.2	4	2	2	0	1	3.76	26
6/5	UCLA (W, 11-4)	-	-	2.0	5	2	2	0	3	4.02	48
6/11	at #3 Oregon State (W, 7-5)	S	-	1.0	2	1	1	0	2	4.14	26
6/13	at #3 Oregon State (W, 4-3)	S	-	2.2	0	0	0	0	5	3.89	33

KONNER COPELAND'S CAREER APPEARANCES

Date	Opp (Res.)	DEC	QS	IP	H	R	ER	BB	SO	HR	ERA	NP
1/22	vs. Seminole State (L, 6-7)	-	-	3.0	2	0	0	1	2	0	0.00	--
1/30	vs. Coastal Alabama - Br (W, 4-0)	S	-	1.0	0	0	0	0	0	0	0.00	--
2/8	LURLEEN B. WALLACE (L, 2-3)	-	-	2.0	0	0	0	2	5	0	0.00	--
2/21	at Delgado (L, 1-2)	-	-	4.2	1	0	0	1	8	0	0.00	--
2/27	*COASTAL ALABAMA - BM (W, 11-0)	W	X	6.0	2	0	0	2	7	0	0.00	--
3/6	*DELGADO (W, 2-1)	W	X	6.0	4	1	1	1	8	1	0.40	--
3/20	*at Chipola (W, 15-5)	W	X	3.1	11	4	3	0	6	0	1.38	--
4/3	*TALLAHASSEE (W, 9-0)	W	X	7.0	1	0	0	1	8	0	1.09	--
4/11	*GULF COAST STATE (W, 5-3)	W	X	6.0	4	3	2	2	9	0	1.38	--
4/23	*at Gulf Coast State (W, 10-2)	W	X	6.0	9	2	1	2	9	0	1.40	--
4/30	*at NW Florida State (W, 4-0)	W	X	7.0	3	0	0	2	12	0	1.21	--
5/6	*vs. Miami Dade (L, 5-9)	L	-	5.0	6	4	4	2	7	0	1.74	--

2022 - SOPHOMORE YEAR

Date	Opp (Res.)	DEC	QS	IP	H	R	ER	BB	SO	HR	ERA	NP
3/1	*ALABAMA STATE (W, 13-7)	-	-	2.1	5	1	0	2	1	0	0.00	52
4/1	at #12 LSU (L, 2-9)	-	-	1.0	0	0	0	0	0	0	0.00	1
4/15	at Mississippi State (L, 5-9)	-	-	0.1	0	0	0	0	1	0	0.00	3
4/20	* KENNESAW STATE (W, 14-1)	W	-	4.0	2	0	0	1	8	0	0.00	68
4/26	at Jax State (W, 8-4)	W	-	1.1	3	2	2	1	1	0	2.16	25
4/30	at #1 Tennessee (W, 8-6)	W	-	2.0	3	1	1	0	2	1	2.61	41
5/6	#3 ARKANSAS (L, 8-11)	-	-	1.1	2	4	4	2	1	2	5.40	32
5/10	at Troy (W, 11-4)	-	-	0.2	1	0	0	0	1	0	5.11	12
6/3	SOUTHEASTERN (W, 19-7)	-	-	2.2	4	3	0	2	4	0	4.20	56

BROOKS FULLER'S CAREER APPEARANCES

Date	Opp (Res.)	DEC	QS	IP	H	R	ER	BB	SO	HR	ERA	NP
2/16	GEORGIA SOUTHERN (L, 5-7)	-	-	1.0	1	1	1	1	0	1	9.00	21
2/20	*ALABAMA A&M (W, 10-2)	-	-	3.0	2	2	0	2	3	0	2.25	46
3/2	CINCINNATI (W, 9-5)	-	-	1.2	0	0	0	0	1	0	1.59	14
3/5	UT MARTIN (W, 15-9)	-	-	2.2	2	3	0	3	0	0	1.08	42
3/9	UTSA (W, 8-3)	-	-	1.0	0	0	0	1	0	0	0.96	17
3/16	#21 TENNESSEE (W, 5-2)	W	-	3.2	2	1	1	2	3	0	1.38	63
3/23	at #4 Mississippi State (L, 2-15)	-	-	3.2	4	1	1	3	3	0	1.62	67
3/30	*at South Carolina (L, 0-4)	L	-	5.0	3	2	2	4	4	1	2.08	88
4/5	*#9 ARKANSAS (L, 6-9)	-	-	3.1	3	3	2	4	4	0	2.52	76
4/9	JACKSONVILLE STATE (L, 6-11)	-	-	0.0	0	1	1	2	0	0	2.88	15
4/13	*at #12 Texas A&M (W, 7-0)	W	X	6.0	4	0	0	3	4	0	2.32	93
4/20	*#17 OLE MISS (W, 6-5)	-	-	4.2	5	3	3	2	6	2	2.78	79
4/26	*at #4 Vanderbilt (L, 5-9)	L	-	1.2	4	4	2	2	1	1	3.13	37
5/4	*ALABAMA (L, 6-7)	-	-	3.0	3	2	2	2	3	0	3.35	61
5/11	#7 GEORGIA (L, 8-10)	-	-	0.2	0	0	0	0	1	0	3.29	4
5/14	*NORTH ALABAMA (W, 8-7)	-	-	1.1	3	4	4	3	1	0	4.04	36
5/17	at #20 LSU (L, 1-5)	-	-	1.0	1	1	1	1	1	0	4.15	16
5/18	at #20 LSU (W, 5-4)	-	-	0.1	0	0	0	0	0	0	4.12	3
5/22	vs. #2 Vanderbilt (L, 1-11)	-	-	0.1	2	2	2	0	1	0	4.50	17
5/23	vs. #17 LSU (L, 3-4)	-	-	0.0	0	0	0	0	0	0	4.50	2

2020 - SOPHOMORE YEAR

Date	Opp (Res.)	DEC	QS	IP	H	R	ER	BB	SO	HR	ERA	NP
2/16	ILLINOIS-CHICAGO (W, 14-0)	-	-	2.0	2	0	0	0	3	0	0.00	34
2/25	*ALABAMA A&M (W, 10-0)	W	-	4.0	5	0	0	0	3	0	0.00	60
3/10	*GEORGIA TECH (L, 2-6)	L	-	2.0	4	3	2	1	1	0	2.25	42

2021 - JUNIOR YEAR

Date	Opp (Res.)	DEC	QS	IP	H	R	ER	BB	SO	HR	ERA	NP
2/19	PRESBYTERIAN (W, 14-3)	-	-	1.0	2	0	0	0	1	0	0.00	15
2/21	PRESBYTERIAN (W, 2-1 [10])	-	-	2.1	2	1	1	1	3	0	2.70	38
2/27	vs. Baylor (L, 6-12)	-	-	1.2	5	5	5	3	2	0	10.80	58
3/5	#18 BOSTON COLLEGE (L, 2-8)	-	-	1.2	1	3	2	1	3	1	10.80	34
3/9	at UAB (W, 6-5)	-	-	0.0	1	3	3	2	0	0	14.85	17
3/14	LITTLE ROCK (L, 6-12)	-	-	0.2	2	0	0	0	0	0	13.50	9
3/20	at #4 Ole Miss (L, 5-6)	-	-	2.1	3	0	0	3	3	0	10.24	47
3/27	KENTUCKY (L, 4-6)	-	-	2.1	1	0	0	1	2	0	8.25	36
4/2	at #1 Arkansas (L, 5-6)	-	-	0.0	0	0	0	1	0	0	8.25	5
4/11	#4 MISSISSIPPI STATE (L, 10-19)	-	-	1.0	2	3	3	0	1	1	9.69	18
4/21	JAX STATE (W, 8-7 [10])	-	-	1.0	1	1	1	1	1	0	9.64	22
5/7	LSU (L, 6-9)	-	-	0.1	0	0	0	0	0	0	9.42	4
5/12	at Samford (L, 1-6)	-	-	1.0	1	0	0	0	2	0	8.80	16
5/15	TEXAS A&M (L, 9-11)	-	-	0.0	0	0	0	1	0	0	8.80	6
5/18	NORTH ALABAMA (W, 14-6)	-	-	2.0	1	0	0	1	1	0	7.79	22
5/20	at Missouri (W, 15-6)	-	-	0.2	2	2	2	2	1	0	8.50	30

2022 - SENIOR YEAR

Date	Opp (Res.)	DEC	QS	IP	H	R	ER	BB	SO	HR	ERA	NP
2/23	TROY (W, 13-1)	-	-	1.0	1	0	0	1	2	0	0.00	26
3/1	ALABAMA STATE (W, 13-7)	-	-	0.1	3	4	4	2	0	0	27.00	27
3/22	vs. South Alabama (W, 13-12)	-	-	0.0	2	2	2	1	0	0	40.50	13
4/20	KENNESAW STATE (W, 14-1)	-	-	1.0	0	0	0	0	1	0	23.14	7
5/8	#3 ARKANSAS (L, 4-7)	-	-	1.0	2	0	0	1	2	0	16.20	24
5/10	at Troy (W, 11-4)	-	-	1.1	0	0	0	1	1	0	11.57	20
5/21	at Kentucky (L, 3-6)	-	-	0.1	0	0	0	0	1	0	10.80	5
6/3	SOUTHEASTERN (W, 19-7)	-	-	1.1	0	0	0	1	0	0	8.53	16

JOSEPH GONZALEZ'S CAREER APPEARANCES

Date	Opp (Res.)	DEC	QS	IP	H	R	ER	BB	SO	HR	ERA	NP
2/20	PRESBYTERIAN (W, 6-1)	-	-	1.0	2	0	0	0	1	0	0.00	12
2/24	ALABAMA A&M (W, 33-0)	-	-	1.0	0	0	0	0	2	0	0.00	11
2/26	vs. #25 Oklahoma (L, 3-4 [10])	-	-	1.1	4	1	1	0	0	0	2.70	25
3/9	*at UAB (W, 6-5)	-	-	5.0	1	1	1	0	7	0	2.16	60
3/14	LITTLE ROCK (L, 6-12)	-	-	0.2	2	1	1	0	0	0	3.00	12
3/16	at Lipscomb (W, 9-7)	-	-	1.1	1	0	0	0	1	0	2.61	17
3/19	at #4 Ole Miss (L, 0-1)	L	-	1.0	1	1	1	0	0	1	3.18	16
3/27	*KENTUCKY (L, 4-6)	L	-	4.0	8	5	5	2	4	0	5.28	71
4/3	*at #1 Arkansas (L, 5-6 [10])	-	-	5.0	2	2	2	5	1	0	4.87	86
4/11	*#4 MISSISSIPPI STATE (L, 10-19)	L	-	0.2	7	9	9	1	9	0	8.57	44
4/17	*at Alabama (L, 9-10)	-	-	1.1	4	3	3	0	0	0	9.27	29
4/21	JAX STATE (W, 8-7 [10])	-	-	3.1	3	0	0	0	3	0	8.06	55
4/25	#10 FLORIDA (W, 10-8 [7])	W	-	2.2	3	2	2	1	0	0	7.94	43
4/30	at #20 Georgia (W, 10-6 [14])	-	-	1.0	2	0	0	0	0	0	7.67	16
5/1	at #20 Georgia (W, 9-7)	-	-	2.2	3	2	2	0	3	1	7.59	29
5/7	LSU (L, 6-9)	-	-	3.1	3	1	1	0	4	0	7.13	51
5/12	at Samford (L, 1-6)	-	-	1.0	0	0	0	1	1	0	6.94	12
5/14	TEXAS A&M (W, 5-4)	-	-	1.0	0	0	0	0	0	0	6.75	9
5/16	TEXAS A&M (W, 8-5)	W	-	3.2	3	2	1	0	3	0	6.37	40
5/22	at Missouri (L, 6-7)	-	-	1.0	2	0	0	0	0	0	6.21	14
5/25	vs. #11 Ole Miss (L, 4-7)	-	-	0.1	0	0	0	0	0	0	6.17	3

2022 - SOPHOMORE YEAR

Date	Opp (Res.)	DEC	QS	IP	H	R	ER	BB	SO	HR	ERA	NP
2/19	*vs. #12 Texas Tech (W, 2-1)	W	-	5.0	3	0	0	3	5	0	0.00	81
2/26	*YALE (W, 4-3)	-	-	3.0	7	3	3	0	2	0	3.38	47
3/5	*RHODE ISLAND-G1 (W, 16-0)	W	X	6.2	5	0	0	1	8	0	1.84	89
3/13	*MIDDLE TENNESSEE-G1 (W, 10-7)	-	-	1.0	0	0	0	1	0	0	1.72	12
3/29	JAX STATE (L, 2-5)	-	-	1.2	0	0	0	0	0	0	1.56	13
4/2	*at #12 LSU (W, 6-4)	W	X	6.0	9	3	3	2	1	0	2.31	92
4/10	*#12 VANDERBILT (W, 8-2)	W	X	9.0	8	2	1	0	8	0	1.95	104
4/16	*at Mississippi State (W, 3-2)	W	X	8.0	7	2	2	0	6	2	2.01	110



TOMMY SHEEHAN'S CAREER APPEARANCES

2018 - FRESHMAN YEAR AT NOTRE DAME

Date	Opp (Res.)	DEC	QS	IP	H	R	ER	BB	SO	HR	ERA	NP
2/17	*at LSU (W, 10-5)	-	-	5.0	6	4	4	3	2	1	7.20	75
2/24	*vs. Purdue (W, 4-2)	-	-	5.0	4	2	2	6	2	0	5.40	83
3/3	*vs. Seton Hall (W, 9-8)	-	-	1.1	1	4	3	4	2	0	7.15	40
3/10	*at Miami (L, 0-9)	-	-	6.0	4	2	2	2	2	1	5.71	81
3/17	*at Florida State (L, 4-6)	-	-	4.1	2	2	1	5	1	0	4.98	85
3/24	*WAKE FOREST (W, 7-6)	-	-	4.0	5	4	4	4	2	1	5.61	73
3/31	*at Duke (L, 3-6)	-	-	6.0	5	4	3	3	0	0	5.40	93
4/8	*CLEMSON (L, 3-6)	-	-	6.0	6	6	6	3	3	3	5.97	105
4/14	*at NC State (L, 2-12)	-	-	4.2	8	6	6	2	1	0	6.59	95
4/25	*VALPARAISO (W, 6-5)	-	-	6.0	4	1	1	3	4	1	5.96	95
5/1	*WESTERN MICHIGAN (W, 14-4)	-	-	4.0	4	1	1	1	2	0	5.68	63
5/6	*PITTSBURGH (L, 7-8)	-	-	4.0	6	4	4	2	3	0	5.91	77
5/15	*at Northwestern (W, 19-10)	-	-	4.0	3	0	0	0	3	0	5.52	48
5/19	*at Louisville (L, 7-10)	-	-	2.1	4	3	3	3	0	0	5.74	58

2019 - SOPHOMORE YEAR AT NOTRE DAME

Date	Opp (Res.)	DEC	QS	IP	H	R	ER	BB	SO	HR	ERA	NP
2/15	*at Arizona State (L, 1-10)	-	-	2.2	4	5	1	3	3	0	3.38	74
2/21	*vs. Eastern Michigan (W, 11-3)	-	-	7.0	6	2	2	1	8	0	2.79	107
3/1	*vs. Charleston Southern (W, 7-4)	-	-	8.0	5	4	4	1	6	0	3.57	103
3/9	*at Wake Forest (W, 7-4)	-	-	5.2	8	4	3	2	4	3	3.86	101
3/15	*at Clemson (W, 9-2)	-	-	6.0	7	2	2	3	4	0	3.34	-
3/23	*FLORIDA STATE (L, 1-7)	-	-	6.0	7	5	5	2	4	1	3.99	105
3/29	*at Georgia Tech (W, 9-6)	-	-	5.0	9	6	5	0	6	2	4.57	99
4/5	*VIRGINIA (W, 5-2)	-	-	9.0	9	2	1	1	2	0	3.96	100
4/13	*NORTH CAROLINA (L, 6-13)	-	-	6.0	13	11	8	2	3	5	4.78	112
4/20	*at Pittsburgh (L, 2-4)	-	-	7.0	5	3	2	0	3	0	4.55	90
4/26	*NC STATE (W, 5-4)	-	-	6.0	7	4	3	1	3	2	4.54	100
5/3	*LOUISVILLE (L, 0-2)	-	-	5.1	4	2	2	3	4	0	4.46	107
5/11	*CANISIUS (W, 5-4)	-	-	7.2	4	2	0	1	2	0	4.06	100
5/17	*at Boston College (L, 8-9)	-	-	5.0	9	5	5	0	4	0	4.33	97
5/22	*vs. Georgia Tech (L, 6-12)	-	-	3.0	3	5	4	3	6	0	4.58	85

2020 - JUNIOR YEAR AT NOTRE DAME

Date	Opp (Res.)	DEC	QS	IP	H	R	ER	BB	SO	HR	ERA	NP
2/14	*at UAB (W, 4-2)	-	-	7.0	1	0	0	1	9	0	0.00	89
2/21	*vs. Incarnate Word (W, 12-1)	-	-	6.0	5	1	1	0	5	0	0.69	100
2/28	*at Presbyterian (W, 13-5)	-	-	6.1	7	4	4	1	6	0	2.33	84
3/6	*at North Carolina (W, 8-5)	-	-	4.0	5	2	2	3	2	0	2.70	75

2021 - SENIOR YEAR AT NOTRE DAME

Date	Opp (Res.)	DEC	QS	IP	H	R	ER	BB	SO	HR	ERA	NP
2/27	*at Wake Forest (L, 8-10)	-	-	4.0	4	1	1	3	7	0	2.25	88
3/5	*at Clemson (L, 7-13)	-	-	4.0	6	5	5	2	3	1	6.75	-

2022 - FIFTH YEAR

Date	Opp (Res.)	DEC	QS	IP	H	R	ER	BB	SO	HR	ERA	NP
2/18	*vs. Oklahoma (L, 0-3)	-	-	1.0	1	0	0	1	1	0	0.00	33
2/23	*TROY (W, 13-1)	-	-	3.0	1	1	1	3	1	0	2.25	43
3/6	RHODE ISLAND (W, 14-1)	-	-	3.0	0	0	0	1	5	0	1.29	47
3/13	MIDDLE TENNESSEE-G1 (W, 10-7)	-	-	3.2	4	2	2	2	1	1	2.53	52
3/19	*#1 OLE MISS (L, 2-15)	-	-	2.2	5	3	3	0	3	0	4.05	40
3/27	*at Texas A&M (W, 13-9)	-	-	1.0	3	5	5	4	0	0	6.91	38
4/9	*#12 VANDERBILT (L, 4-19)	-	-	1.1	2	2	2	2	1	0	7.47	28
4/20	KENNESAW STATE (W, 14-1)	-	-	2.0	0	0	0	0	3	0	6.62	22
4/23	SOUTH CAROLINA (W, 8-6)	-	-	1.0	2	3	2	1	2	0	7.23	24
4/29	*at #1 Tennessee (L, 4-17)	-	-	2.1	0	0	0	2	0	0	6.43	35
5/6	*#3 ARKANSAS (L, 8-11)	-	-	1.0	1	0	0	0	0	0	6.14	19
5/8	*#3 ARKANSAS (L, 4-7)	-	-	0.2	0	1	0	2	1	0	5.96	21
5/14	ALABAMA (W, 6-4)	-	-	4.0	1	0	0	1	4	0	5.06	65
5/20	at Kentucky (L, 1-5)	-	-	2.0	1	1	1	1	1	0	5.02	38
6/11	at #3 Oregon State (W, 7-5)	-	-	3.1	2	0	0	1	3	0	4.50	54

CARSON SKIPPER'S CAREER APPEARANCES

2019 - FRESHMAN YEAR

Date	Opp (Res.)	DEC	QS	IP	H	R	ER	BB	SO	HR	ERA	NP
2/15	GEORGIA SOUTHERN (W, 11-2)	-	-	3.0	3	0	0	0	1	1	0.00	48
2/19	*ALABAMA A&M (W, 10-1)	-	-	4.0	2	1	0	0	8	0	0.00	67
2/24	*at UCF (W, 13-9)	-	-	2.0	3	3	3	3	1	1	3.00	58
3/2	*CINCINNATI (W, 9-5)	-	-	3.0	5	4	3	0	4	1	4.50	59
3/6	UT MARTIN (W, 2-0)	-	-	2.1	0	0	0	0	5	0	3.77	31
3/9	*UTSA (W, 8-3)	-	-	4.2	5	0	0	0	5	0	2.84	70
3/17	*#21 TENNESSEE (W, 5-3)	-	-	3.0	3	2	1	1	1	0	2.86	46
3/23	*at #4 Mississippi State (L, 2-15)	-	-	0.2	5	4	2	1	0	0	4.37	35
3/24	*at #4 Mississippi State (L, 15-20)	-	-	0.1	2	3	3	1	0	1	5.48	9
3/30	*at South Carolina (W, 7-5)	-	-	1.0	4	3	3	2	1	0	6.38	43
4/5	*#9 ARKANSAS (W, 6-3)	-	-	0.2	1	0	0	0	1	0	6.20	8
4/5	*#9 ARKANSAS (L, 6-9)	-	-	3.0	3	5	5	3	3	2	7.16	78
4/9	JACKSONVILLE STATE (L, 6-11)	-	-	0.0	0	0	0	2	0	0	7.16	10
4/16	*at #16 Georgia Tech (L, 6-11)	-	-	2.1	1	1	1	4	3	0	6.82	53
4/23	at Jacksonville State (W, 14-2)	-	-	1.0	0	0	0	1	0	0	6.61	17
4/25	*at #4 Vanderbilt (L, 6-12)	-	-	1.1	3	2	2	3	1	0	6.89	43
5/7	*UAB (L, 4-6)	-	-	2.1	5	4	4	0	3	0	7.46	48

2020 - SOPHOMORE YEAR

Date	Opp (Res.)	DEC	QS	IP	H	R	ER	BB	SO	HR	ERA	NP
2/15	ILLINOIS-CHICAGO (W, 7-3)	-	-	1.0	0	0	0	0	2	0	0.00	16
2/19	OAKLAND (W, 17-1)	-	-	2.0	2	0	0	0	2	0	0.00	28
2/22	UCF (L, 3-7)	-	-	1.1	1	0	0	0	2	0	0.00	20
2/25	ALABAMA A&M (W, 10-0)	-	-	1.0	0	0	0	0	2	0	0.00	11
2/28	WRIGHT STATE (W, 7-2)	-	-	1.0	0	0	0	1	1	0	0.00	14
3/8	CHICAGO STATE (W, 9-0)	-	-	1.0	0	0	0	1	2	0	0.00	16
3/10	GEORGIA TECH (L, 2-6)	-	-	1.2	2	1	1	1	1	0	1.00	37

2021 - JUNIOR YEAR

Date	Opp (Res.)	DEC	QS	IP	H	R	ER	BB	SO	HR	ERA	NP
2/20	PRESBYTERIAN (W, 6-1)	-	-	1.0	1	0	0	0	1	0	0.00	9
2/24	ALABAMA A&M (W, 33-0)	-	-	1.0	1	0	0	0	0	0	0.00	8
2/26	vs. #25 Oklahoma (L, 3-4 [10])	-	-	2.0	1	0	0	1	3	0	0.00	39
2/28	vs. Texas A&M (W, 6-1)	-	-	1.0	0	0	0	0	1	0	0.00	15
3/7	#18 BOSTON COLLEGE (L, 9-11 [10])	-	-	0.2	0	0	0	0	1	0	0.00	13
4/1	at #1 Arkansas (W, 2-1)	-	-	1.0	1	0	0	0	0	0	0.00	15
4/3	at #1 Arkansas (L, 5-6 [10])	-	-	2.0	2	2	2	1	2	0	2.08	43
4/9	*#4 MISSISSIPPI STATE (L, 5-6)	-	-	2.0	1	1	1	1	2	0	2.53	38
4/15	at Alabama (L, 7-8 [10])	-	-	1.0	3	1	1	0	2	0	3.09	26
4/17	at Alabama (L, 9-10)	-	-	0.2	4	3	3	0	1	2	5.11	18
4/20	SAMFORD (W, 6-4)	-	-	1.0	1	0	0	0	2	0	4.72	18
4/25	*#10 FLORIDA (W, 10-8 [7])	-	-	1.2	2	2	0	0	2	0	4.20	41
4/30	*at #20 Georgia (W, 10-6 [14])	-	-	3.0	4	1	1	0	0	1	4.00	32
5/6	LSU (L, 3-8)	-	-	0.1	0	3	3	3	1	0	5.40	25
5/8	LSU (W, 2-1)	-	-	2.1	0	0	0	1	4	0	4.79	38
5/14	TEXAS A&M (W, 5-4)	-	-	3.0	2	1	1	0	4	1	4.56	50
5/16	TEXAS A&M (W, 8-5)	-	-	1.1	1	0	0	0	3	0	4.32	17
5/21	at Missouri (W, 3-0)	-	-	1.0	2	0	0	1	1	0	4.15	26
5/25	vs. #11 Ole Miss (L, 4-7)	-	-	3.2	3	2	2	1	6	1	4.25	68

2022 - SENIOR YEAR

Date	Opp (Res.)	DEC	QS	IP	H	R	ER	BB	SO	HR	ERA	NP
2/19	vs. #12 Texas Tech (W, 2-1)	-	-	1.0	0	0	0	1	1	0	0.00	17
2/26	YALE-G1 (W, 4-3)	-	-	3.0	1	0	0	2	4	0	0.00	57
3/4	RHODE ISLAND (W, 7-2)	-	-	4.0	3	0	0	0	4	0	0.00	60
3/11	MIDDLE TENNESSEE (L, 8-10)	-	-	5.2	6	3	2	0	4	1	1.32	71
3/17	*#1 OLE MISS (L, 6-13)	-	-	2.2	4	5	1	0	3	1	1.65	51
3/25	at Texas A&M (W, 6-5 [10])	-	-	3.0	4	4	4	2	0	1	3.26	58
3/27	at Texas A&M (W, 13-9)	-	-	2.0	1	0	0	0	3	0	2.95	24
3/31	at LSU (W, 6-5)	-	-	3.1	4	2	2	1	3	1	3.28	49
4/2	at LSU (W, 6-4)	-	-	0.1	1	0	0	0	1	0	3.24	10
4/8	*#12 VANDERBILT (W, 5-1)	-	-	2.2	1	1	1	0	2	0	3.25	31
4/14	at Mississippi State (L, 6-7)	-	-	3.0	2	2	2	0	3	2	3.52	46
4/19	ALABAMA STATE (W, 6-5 [10])	-	-	2.0	1	0	0	0	3	0	3.31	25

SUPERLATIVES AND MISCELLANEOUS NOTES
STARTS BY POSITION
STARTING PITCHER

Trace Bright	16	9-7
Mason Barnett	13	10-3
Joseph Gonzalez	13	9-4
Hayden Mullins	8	6-2
Jordan Armstrong	6	4-2
Tommy Sheehan	3	2-1
Konner Copeland	2	2-0
Carson Skipper	1	0-1

CATCHER

Nate LaRue	36	23-13
Jake Wyandt	14	12-2
Ryan Dyal	12	7-5

FIRST BASE

Sonny DiChiara	57	39-18
Cam Hill	5	3-2

SECOND BASE

Cole Foster	49	35-14
Garrett Farquhar	12	7-5
Brooks Carlson	1	0-1

THIRD BASE

Blake Rambusch	58	40-18
Garrett Farquhar	4	2-2

SHORTSTOP

Brody Moore	61	41-20
Garrett Farquhar	1	1-0

LEFT FIELD

Mike Bello	20	15-5
Ryan Dyal	11	8-3
Brooks Carlson	9	5-4
Mason Land	9	5-4
Bryson Ware	6	5-1
Brayton Brown	3	2-1
Josh Hall	3	2-1
Bobby Peirce	1	0-1

CENTER FIELD

Kason Howell	62	42-20
--------------	----	-------

RIGHT FIELD

Bobby Peirce	34	23-11
Bryson Ware	17	13-4
Mike Bello	4	2-2
Blake Rambusch	4	2-2
Josh Hall	3	2-1

DESIGNATED HITTER

Brooks Carlson	33	23-10
Cam Hill	21	13-8
Ryan Dyal	4	4-0
Nate LaRue	3	2-1
Sonny DiChiara	1	0-1

2022 AUBURN & OPPONENT HIGHS
TEAM BATTING

AUBURN	OPPONENT
Runs in a game	21, vs. FSU (6/4)
Runs in an inning	11, vs. SLU [1st] (6/3)
Most Hits in a game	20, vs. SLU (6/3)
Fewest Hits in a game	3, three times
Hits in an inning	8, vs. SLU [1st] (6/3)
2B in a game	5, two times
3B in a game	2, vs. FSU (6/4)
HR in a game	7, vs. SLU (6/3)
SB in a game	3, at Tennessee (4/30)
LOB in a game	17, two times
K in a game	17, vs. K-State (2/20)
BB in a game	17, vs. FSU (6/4)

TEAM PITCHING

AUBURN	OPPONENT
K in a game	19, vs. Yale (2/25)
BB in a game	9, two times
Pitchers used	9, vs. S. Alabama (3/22)
Total Quality Starts	9

TEAM FIELDING

AUBURN	OPPONENT
Errors in a game	5, vs. Ole Miss (3/17)
DP turned in a game	3, three times

IND. BATTING

AUBURN	OPPONENT
Hits in a game	5, Moore vs. FSU (6/4)
Runs in a game	5, DiChiara vs. FSU (6/4)
2B in a game	3, Howell vs. FSU (6/4)
3B in a game	1, 10 times
HR in a game	3, Foster vs. SLU (6/3)
RBI in a game	9, Foster vs. SLU (6/3)
XBH in a game	4, Foster vs. SLU (6/3)
SB in a game	2, Rambusch, three times
BB in a game	4, two times
HBP in a game	2, four times
K in a game	4, four times
Hitting Streak	17, Rambusch (3/5-4/1)
Consec. G w/HR	4, DiChiara (5/21-6/4)

IND. PITCHING

AUBURN	OPPONENT
K by a starter	11, Armstrong vs. Yale (2/25)
K by a reliever	6, two times
BB by a starter	6, Mullins vs. Vandy (4/8)
BB by a reliever	4, two times
IP by a starter	9.0, Gonzalez vs. Vandy (4/10)
IP by a reliever	5.2, Skipper vs. MTSU (3/11)

MISCELLANEOUS

AUBURN	OPPONENT
Biggest comeback win	6, vs. S. Alabama (3/22)
Biggest blown lead loss	5, vs. Arkansas (5/6)
Largest margin of victory	16, vs. Rhode Island (G1 - 3/5)
Largest margin of defeat	15, vs. Vandy (4/9)
Longest game, Time	4:09, vs. S. Alabama (3/22)
Longest game, Time (9 inn)	4:09, vs. S. Alabama (3/22)
Shortest game, Time (9 inn)	2:16, at Tennessee (5/1)
Longest game, Innings	11, at Texas A&M (3/26)
Largest crowd, Home	4,096, 10 times
Largest crowd, Road	12,346, at MSU (4/15)
Largest crowd, Neutral	10,515, vs. Texas Tech (2/19)

STARTS BY ORDER
LEADOFF

Blake Rambusch	59	40-19
Brody Moore	3	2-1

2ND SPOT

Kason Howell	44	29-15
Sonny DiChiara	6	3-3
Cole Foster	6	5-1
Brody Moore	6	5-1

3RD SPOT

Sonny DiChiara	50	36-14
Ryan Dyal	4	1-3
Bobby Peirce	3	1-2
Blake Rambusch	3	2-1
Cam Hill	2	2-0

CLEANUP

Brooks Carlson	23	16-7
Bobby Peirce	17	11-6
Ryan Dyal	9	7-2
Cam Hill	8	6-2
Brody Moore	3	2-1
Sonny DiChiara	2	0-2

5TH SPOT

Brody Moore	20	12-8
Brooks Carlson	13	9-4
Cam Hill	9	5-4
Bryson Ware	8	5-3
Nate LaRue	4	3-1
Cole Foster	3	3-0
Ryan Dyal	2	2-0
Kason Howell	2	2-0
Bobby Peirce	1	1-0

6TH SPOT

Brody Moore	17	13-4
Kason Howell	8	4-4
Bryson Ware	7	5-2
Brooks Carlson	6	3-3
Cole Foster	6	5-1
Bobby Peirce	6	4-2
Mike Bello	5	3-2
Ryan Dyal	4	3-1
Cam Hill	2	1-1
Garrett Farquhar	1	1-0

7TH SPOT

Brody Moore	12	7-5
Cole Foster	8	5-3
Kason Howell	7	6-1
Nate LaRue	6	4-2
Mason Land	6	4-2
Bobby Peirce	5	4-1
Bryson Ware	5	5-0
Cam Hill	4	2-2
Ryan Dyal	3	3-0
Garrett Farquhar	3	1-2
Mike Bello	1	1-0
Brayton Brown	1	0-1
Brooks Carlson	1	0-1

8TH SPOT

Nate LaRue	27	16-11
Cole Foster	15	10-5
Ryan Dyal	4	2-2
Garrett Farquhar	4	3-1
Mike Bello	3	3-0
Bryson Ware	3	3-0
Brayton Brown	2	2-0
Cam Hill	1	0-1
Kason Howell	1	1-0
Mason Land	1	1-0
Bobby Peirce	1	1-0

9TH SPOT

Mike Bello	15	10-5
Jake Wyandt	14	12-2
Cole Foster	11	7-4
Garrett Farquhar	9	5-4
Josh Hall	6	4-2
Bobby Peirce	2	1-1
Nate LaRue	2	2-0
Mason Land	2	0-2
Ryan Dyal	1	1-0



PITCHING NOTES

2022 BULLPEN BY NUMBERS

Total App.....	212
Saves/Opp.....	19/22
IR/IRS.....	158/58
BA Against.....	.250
ERA.....	4.67

SAVES/OPP

Chase Allsup.....	2/2
Jordan Armstrong.....	1/1
Blake Burkhalter.....	15/16
Parker Carlson.....	0/1
Hayden Mullins.....	0/1
Tommy Sheehan.....	1/1

INHERITED RUNNERS/SCORED

Chase Allsup.....	16/6
John Armstrong.....	31/14
Jordan Armstrong.....	3/3
Mason Barnett.....	3/3
Ben Bosse.....	4/0
Blake Burkhalter.....	18/3
Konner Copeland.....	9/4
Tyler Drabick.....	6/2
Brooks Fuller.....	6/1
Joseph Gonzalez.....	2/1
Cade Granzow.....	6/4
Cam Hill.....	2/1
Chase Isbell.....	6/1
Nate LaRue.....	2/1
Tommy Sheehan.....	10/3
Carson Skipper.....	18/4
Carson Swilling.....	16/7

1ST BATTER FACED/RETIRED

Chase Allsup.....	22/13
John Armstrong.....	18/14
Jordan Armstrong.....	7/5
Mason Barnett.....	5/2
Ben Bosse.....	7/4
Trace Bright.....	1/1
Blake Burkhalter.....	29/21
Parker Carlson.....	5/5
Konner Copeland.....	7/5
Tyler Drabick.....	7/3
Brooks Fuller.....	8/3
Joseph Gonzalez.....	1/1
Cade Granzow.....	6/4
Cam Hill.....	3/1
Chase Isbell.....	12/7
Nate LaRue.....	5/1
Hayden Mullins.....	3/1
Tommy Sheehan.....	11/8
Carson Skipper.....	24/18
Carson Swilling.....	20/13
Garrett Wade.....	4/2

RELIEF ERA

Joseph Gonzalez.....	0.00
Nate LaRue.....	1.69
John Armstrong.....	2.50
Chase Allsup.....	2.83
Tommy Sheehan.....	3.33
Mason Barnett.....	3.38
Trace Bright.....	3.38
Ben Bosse.....	3.86
Blake Burkhalter.....	3.89
Carson Skipper.....	4.89
Cade Granzow.....	4.91
Chase Isbell.....	5.29
Jordan Armstrong.....	5.40
Carson Swilling.....	5.86
Konner Copeland.....	7.27
Hayden Mullins.....	8.31
Brooks Fuller.....	8.53
Parker Carlson.....	8.59
Tyler Drabick.....	9.82
Garrett Wade.....	10.80
Cam Hill.....	18.00

2022 Auburn Baseball
Team Game-by-Game for Auburn (as of Jun 14, 2022)
Pitching (All games)

Date	Opponent	ip	h	r	er	bb	so	2b	3b	hr	wp	bk	hbp	dp	ibb	score	w-l	sv	era
Feb 18	vs Oklahoma	8.0	4	3	3	5	7	1	0	1	1	0	3	2	0	0-3	0-1	0	3.38
Feb 19	vs Texas Tech	9.0	3	1	1	7	8	0	0	0	1	0	1	1	0	2-1	1-1	1	2.12
Feb 20	vs Kansas State	9.0	3	1	0	3	10	0	0	0	0	0	0	1	0	12-1	2-1	1	1.38
Feb 23	TROY	9.0	5	1	1	4	7	0	0	0	1	0	0	0	0	13-1	3-1	1	1.29
Feb 25	YALE	9.0	4	0	0	3	19	0	0	0	2	0	1	1	0	9-0	4-1	1	1.02
Feb 26	YALE	9.0	9	3	3	3	8	2	1	0	1	0	0	0	0	4-3	5-1	1	1.36
Feb 26	YALE	10.0	8	5	5	9	12	2	0	1	4	0	0	0	0	4-5	5-2	1	1.86
Mar 01	ALABAMA STATE	9.0	13	7	6	8	12	3	0	0	3	0	1	1	0	13-7	6-2	1	2.38
Mar 02	UAB	9.0	3	1	1	2	11	1	0	0	0	0	1	1	0	16-1	7-2	1	2.22
Mar 04	RHODE ISLAND	9.0	8	2	2	2	11	2	0	1	0	0	0	0	0	7-2	8-2	2	2.20
Mar 05	RHODE ISLAND	9.0	5	0	0	2	11	0	0	0	0	0	2	1	0	16-0	9-2	2	2.00
Mar 05	RHODE ISLAND	7.0	1	0	0	0	10	0	0	0	1	0	0	1	0	12-0	10-2	2	1.87
Mar 06	RHODE ISLAND	9.0	3	1	1	4	14	0	0	1	0	0	1	0	0	14-1	11-2	3	1.80
Mar 09	vs Tennessee Tech	9.0	10	3	2	3	14	3	0	0	1	0	1	0	0	4-3	12-2	3	1.81
Mar 11	MIDDLE TENNESS	9.0	10	10	6	3	8	3	0	1	1	0	1	0	0	8-10	12-3	3	2.10
Mar 13	MIDDLE TENNESS	9.0	12	7	6	4	8	2	0	3	1	0	1	2	0	10-7	13-3	4	2.35
Mar 13	MIDDLE TENNESS	8.0	8	4	4	5	4	3	0	0	2	0	0	3	0	3-4	13-4	4	2.46
Mar 17	OLE MISS	9.0	14	13	6	5	13	3	0	3	4	0	1	1	0	6-13	13-5	4	2.66
Mar 18	OLE MISS	9.0	6	5	3	8	7	1	0	1	2	0	1	0	0	19-5	14-5	4	2.68
Mar 19	OLE MISS	9.0	19	15	12	2	12	6	0	3	0	1	1	1	0	2-15	14-6	4	3.15
Mar 22	vs South Alabama	9.0	15	12	11	6	9	5	0	0	3	0	3	1	0	13-12	15-6	4	3.53
Mar 25	at Texas AM	10.0	11	5	5	2	12	2	0	1	2	0	3	1	0	6-5	16-6	5	3.58
Mar 26	at Texas AM	10.2	11	5	5	3	14	4	0	1	1	0	0	0	0	4-5	16-7	5	3.61
Mar 27	at Texas AM	9.0	8	9	8	7	9	1	0	1	1	0	1	2	0	13-9	17-7	5	3.80
Mar 29	JACKSONVILLE ST	9.0	6	5	3	4	6	4	0	0	2	0	1	0	0	2-5	17-8	5	3.77
Mar 31	at LSU	9.0	9	5	5	3	12	1	0	3	0	0	2	1	0	6-5	18-8	6	3.81
Apr 01	at LSU	8.0	12	9	9	7	8	3	0	1	3	0	0	2	1	2-9	18-9	6	4.02
Apr 02	at LSU	9.0	11	4	4	2	5	1	0	1	0	0	2	1	0	6-4	19-9	7	4.02
Apr 05	at UAB	9.0	9	4	4	5	11	0	0	2	0	0	1	0	0	6-4	20-9	8	4.02
Apr 08	VANDERBILT	9.0	2	1	1	7	15	1	0	0	1	0	1	1	0	5-1	21-9	9	3.92
Apr 09	VANDERBILT	9.0	23	19	19	6	8	10	0	4	0	0	1	0	1	4-19	21-10	9	4.41
Apr 10	VANDERBILT	9.0	8	2	1	0	8	2	0	0	1	0	0	1	0	8-2	22-10	9	4.30
Apr 12	SAMFORD	9.0	4	1	1	5	17	0	0	0	2	0	1	1	0	4-1	23-10	10	4.20
Apr 14	at Mississippi State	8.1	6	7	6	9	9	0	0	2	1	0	0	1	2	6-7	23-11	10	4.26
Apr 15	at Mississippi State	8.0	14	9	9	5	11	3	0	2	2	0	3	0	0	5-9	23-12	10	4.41
Apr 16	at Mississippi State	9.0	8	2	2	1	7	1	0	2	0	0	0	0	0	3-2	24-12	11	4.35
Apr 19	ALABAMA STATE	10.0	5	5	3	6	16	1	0	0	2	0	0	1	0	6-5	25-12	11	4.30
Apr 20	KENNESAW STAT	9.0	4	1	0	2	14	0	0	0	0	1	0	0	0	14-1	26-12	11	4.18
Apr 22	SOUTH CAROLINA	9.0	4	3	2	2	12	0	0	1	0	0	2	1	0	6-3	27-12	12	4.13
Apr 23	SOUTH CAROLINA	9.0	9	6	5	3	9	1	0	1	0	0	1	3	0	8-6	28-12	13	4.15
Apr 24	SOUTH CAROLINA	9.0	8	0	0	0	6	0	0	0	0	0	0	2	0	2-0	29-12	14	4.05
Apr 26	at Jacksonville Stat	9.0	10	4	4	5	15	3	0	2	0	0	1	0	0	8-4	30-12	14	4.05
Apr 29	at Tennessee	8.0	19	17	16	4	5	4	0	6	0	0	0	1	0	4-17	30-13	14	4.34
Apr 30	at Tennessee	9.0	10	6	5	3	11	1	0	1	3	0	0	0	0	8-6	31-13	14	4.35
May 01	at Tennessee	8.0	8	5	5	1	3	1	0	2	1	0	0	1	0	3-5	31-14	14	4.38
May 06	ARKANSAS	9.0	13	11	11	6	6	3	0	3	1	0	1	0	0	8-11	31-15	14	4.52
May 07	ARKANSAS	9.0	3	3	3	6	8	1	0	0	0	0	3	1	0	5-3	32-15	14	4.49
May 08	ARKANSAS	9.0	13	7	6	6	9	5	0	1	0	0	2	0	0	4-7	32-16	14	4.52
May 10	at Troy	9.0	5	4	4	3	7	0	0	1	2	0	4	0	0	11-4	33-16	14	4.51
May 13	ALABAMA	9.0	7	2	2	3	9	1	0	1	0	0	0	3	0	3-2	34-16	15	4.46
May 14	ALABAMA	9.0	6	4	4	3	8	0	0	1	1	0	1	1	0	6-4	35-16	16	4.45
May 17	vs Samford	9.0	11	4	4	5	12	1	0	1	0	0	2	1	0	8-4	36-16	16	4.44
May 20	at Kentucky	8.0	9	5	5	4	11	3	0	0	1	0	0	0	0	1-5	36-17	16	4.46
May 20	at Kentucky	9.0	8	3	2	0	8	2	0	2	0	0	0	1	0	6-3	37-17	17	4.42
May 21	at Kentucky	8.0	9	6	6	5	6	2	0	0	0	2	0	0	0	3-6	37-18	17	4.45
May 25	vs Kentucky	9.0	8	3	3	3	13	3	0	2	2	0	1	1	0	1-3	37-19	17	4.43
Jun 03	SOUTHEASTERN L	9.0	10	7	4	5	14	4	0	1	0	0	1	2	0	19-7	38-19	17	4.42
Jun 04	FLORIDA STATE	9.0	9	7	7	6	5	1	0	2	0	0	0	2	0	21-7	39-19	17	4.47
Jun 05	UCLA	9.0	8	4	4	4	15	1	0	1	1	0	0	0	0	11-4	40-19	17	4.46
Jun 11	at Oregon State	9.0	7	5	5	6	12	3	0	1	1	0	1	0	0	7-5	41-19	18	4.47
Jun 12	at Oregon State	9.0	9	4	3	3	9	1	0	2	0	0	0	0	0	3-4	41-20	18	4.44
Jun 13	at Oregon State	9.0	8	3	3	4	14	0	1	1	1	0	0	0	0	4-3	42-20	19	4.42
Totals		552.0	525	310	271	252	624	112	2	68	60	4	55	49	4	447-310	42-20	19	4.42

AUBURN STARTING PITCHER BREAKDOWN

Starter	GS	Quality Starts	Run Support	RS/Start	Auburn Record
Bright	16	3	64	4.0	9-7
Barnett	13	0	42	3.2	10-3
Gonzalez	13	6	60	4.6	9-4
Mullins	8	0	21	2.6	6-2
Armstrong	6	0	19	3.2	4-2
Sheehan	3	0	7	2.3	2-1
Copeland	2	0	15	7.5	2-0
Skipper	1	0	0	0.0	0-1

Auburn Overall Rankings

Category	Rank	No.
ERA	4.42	6th
Opp BA	.252	7th
Hits Allowed	525	12th
Walks	252	10th
Strikeouts	624	4th

Auburn SEC-Only Rankings

Category	Rank	No.
ERA	5.85	10th
Opp BA	.286	13th
Hits Allowed	288	9th

HITTING NOTES

2022 MULTI-HIT GAMES

	2	3	4	5+	Total
Blake Rambusch	16	8	2	-	26
Sonny DiChiara	12	8	1	-	21
Brody Moore	17	3	-	1	21
Kason Howell	10	8	1	-	19
Brooks Carlson	10	3	-	-	13
Bobby Peirce	7	3	-	-	10
Nate LaRue	7	1	-	-	8
Cole Foster	5	2	1	-	8
Cam Hill	6	1	-	-	7
Ryan Dyal	6	-	-	-	6
Bryson Ware	4	2	-	-	6
Mike Bello	3	2	-	-	5
Garrett Farquhar	3	-	-	-	3
Jake Wyandt	2	-	-	-	2
Josh Hall	1	-	-	-	1
Mason Land	1	-	-	-	1

CAREER AUBURN MULTI-HIT GAMES

	2	3	4	5+	Total
Kason Howell	36	16	1	-	53
Brody Moore	33	8	2	1	44
Blake Rambusch	16	8	2	-	26
Sonny DiChiara	12	8	1	-	21
Cam Hill	13	4	-	-	17
Bryson Ware	11	4	-	-	15
Brooks Carlson	10	3	-	-	13
Garrett Farquhar	9	1	-	-	10
Bobby Peirce	7	3	-	-	10
Nate LaRue	8	1	-	-	9
Cole Foster	6	2	1	-	9
Ryan Dyal	7	-	-	-	7
Josh Hall	5	1	-	-	6
Mike Bello	3	2	-	-	5
Jake Wyandt	2	-	-	-	2
Brayton Brown	1	-	-	-	1
Mason Land	1	-	-	-	1

2022 MULTI-RBI GAMES

	2	3	4	5+	Total
Sonny DiChiara	10	3	3	1	17
Nate LaRue	8	1	-	1	10
Kason Howell	8	1	-	-	9
Brooks Carlson	4	3	1	-	8
Cole Foster	5	1	1	1	8
Blake Rambusch	5	2	1	-	8
Ryan Dyal	3	3	1	-	7
Bobby Peirce	4	2	-	-	6
Brody Moore	1	3	1	1	6
Bryson Ware	3	-	2	-	5
Garrett Farquhar	4	-	-	-	4
Cam Hill	4	-	-	-	4
Jake Wyandt	1	1	1	-	3
Mike Bello	3	-	-	-	3
Brayton Brown	1	-	-	-	1
Josh Hall	1	-	-	-	1

CAREER AUBURN MULTI-RBI GAMES

	2	3	4	5+	Total
Kason Howell	11	7	-	1	19
Sonny DiChiara	10	3	3	1	17
Brody Moore	11	3	1	2	17
Nate LaRue	9	1	-	1	11
Bryson Ware	7	-	2	2	11
Cam Hill	6	3	1	-	10
Ryan Dyal	5	3	1	-	9
Brooks Carlson	4	3	1	-	8
Cole Foster	5	1	1	1	8
Blake Rambusch	5	2	1	-	8
Garrett Farquhar	5	1	-	-	7
Bobby Peirce	5	2	-	-	7
Brayton Brown	2	2	-	-	4
Josh Hall	2	1	-	-	3
Jake Wyandt	1	1	1	-	3
Mike Bello	3	-	-	-	3

CAREER AUBURN STARTS

	Career	Consec.
Kason Howell	186	110
Brody Moore	128	53
Blake Rambusch	62	62
Bryson Ware	60	-
Sonny DiChiara	58	46
Cam Hill	56	-
Cole Foster	53	6
Nate LaRue	52	8
Ryan Dyal	49	-
Brooks Carlson	43	26
Bobby Peirce	37	21
Garrett Farquhar	32	-
Mike Bello	24	6
Josh Hall	16	-
Brayton Brown	14	-
Jake Wyandt	14	-
Mason Land	9	-

TEAM NOTES

Auburn Overall SEC Rankings			Auburn SEC-Only Rankings		
Category	Rank	No.	Category	Rank	No.
Avg.	.287	4th	Avg.	.267	7th
Hits	618	2nd	Hits	268	9th
2B	120	T-3rd	2B	46	T-8th
HR	73	10th	HR	36	12th
BB	299	6th	BB	126	7th

2022 AUBURN HOME RUNS

No.	Player (#)	Opponent (Date)	On	Outs	Inn.	Pitcher
1	Ware (1)	Troy (2/23)	3	2	1	Fletcher (R)
2	DiChiara (1)	Troy (2/23)	2	1	2	Pettys (L)
3	DiChiara (2)	Yale (2/25)	1	1	1	Kipp (R)
4	DiChiara (3)	Yale (C1 - 2/26)	0	2	5	Walsh (R)
5	Howell (1)	Yale (C1 - 2/26)	0	0	9	Easterly (L)
6	Rambusch (1)	Yale (C2 - 2/26)	0	0	8	Capell (R)
7	Foster (1)	Alabama State (3/1)	2	1	2	A. Melendez (L)
8	DiChiara (4)	Alabama State (3/1)	0	0	7	O. Melendez (L)
9	DiChiara (5)	Rhode Island (3/4)	1	1	3	Twitcheil (R)
10	Rambusch (2)	Rhode Island (C1 - 3/5)	0	0	1	Picone (R)
11	Dyal (1)	Rhode Island (C1 - 3/5)	1	2	4	Diaz (L)
12	Wyandt (1)	Rhode Island (3/6)	2	2	2	Levesque (L)
13	Carlson (1)	Rhode Island (3/6)	1	0	5	Brutti (R)
14	Dyal (2)	Rhode Island (3/6)	3	1	6	Morrison (R)
15	Farquhar (1)	Rhode Island (3/6)	1	2	7	Morrison (R)
16	Dyal (3)	Middle Tennessee (3/11)	1	1	1	Keenan (R)
17	Moore (1)	Middle Tennessee (3/11)	2	2	9	Wigginton (L)
18	DiChiara (6)	Ole Miss (3/17)	1	1	1	Gaddis (L)
19	Dyal (4)	Ole Miss (3/17)	0	1	6	DeLucia (R)
20	DiChiara (7)	Ole Miss (3/18)	1	2	4	Nichols (R)
21	Howell (2)	Ole Miss (3/18)	2	1	7	McDaniel (R)
22	Farquhar (2)	South Alabama (3/22)	0	1	5	Runyan (L)
23	Foster (2)	Texas A&M (3/26)	0	0	2	Dallas (R)
24	Bello (1)	Texas A&M (3/26)	0	0	2	Dallas (R)
25	LaRue (1)	Texas A&M (3/27)	1	2	2	Prager (L)
26	Foster (3)	Texas A&M (3/27)	1	2	5	Hector (R)
27	Moore (2)	LSU (3/31)	2	2	5	Money (R)
28	DiChiara (8)	LSU (4/2)	1	1	5	Fontenot (R)
29	Foster (4)	Vanderbilt (4/8)	0	0	2	McElvain (R)
30	Carlson (2)	Vanderbilt (4/8)	2	1	3	McElvain (R)
31	DiChiara (9)	Vanderbilt (4/9)	0	2	1	Holton (L)
32	LaRue (2)	Vanderbilt (4/9)	1	2	4	Holton (L)
33	DiChiara (10)	Vanderbilt (4/10)	2	1	2	Reilly (R)
34	DiChiara (11)	Vanderbilt (4/10)	0	2	6	Owen (L)
35	Peirce (1)	Samford (4/12)	0	0	8	Watkins (R)
36	LaRue (3)	Miss. State (4/14)	0	1	1	Smith (R)
37	Foster (5)	Miss. State (4/14)	0	1	8	Kohn (L)
38	Moore (3)	Kennesaw St. (4/20)	0	2	3	Stills (R)
39	Carlson (3)	Kennesaw St. (4/20)	1	2	4	Cain (R)
40	LaRue (4)	South Carolina (4/22)	1	2	2	Thomas (R)
41	Peirce (2)	South Carolina (4/22)	0	0	8	Gilreath (L)
42	DiChiara (12)	South Carolina (4/22)	1	0	8	Weins (R)
43	Foster (6)	South Carolina (4/23)	0	0	8	Becker (L)
44	Rambusch (3)	Tennessee (4/29)	2	2	6	Mabrey (L)
45	DiChiara (13)	Tennessee (4/30)	1	0	5	Sewell (R)
46	Peirce (3)	Tennessee (4/30)	2	2	9	Walsh (L)
47	Peirce (4)	Tennessee (5/1)	0	0	5	Beam (R)
48	Carlson (4)	Arkansas (5/6)	0	0	4	Noland (R)
49	Moore (4)	Arkansas (5/6)	0	2	5	Ramage (R)
50	Carlson (5)	Arkansas (5/7)	0	0	2	Smith (L)
51	DiChiara (14)	Arkansas (5/7)	0	0	3	Smith (L)
52	Rambusch (4)	Arkansas (5/7)	0	1	7	Vermillion (R)
53	Peirce (5)	Arkansas (5/8)	1	2	1	Wiggins (R)
54	DiChiara (15)	Arkansas (5/8)	0	0	3	Wiggins (R)
55	DiChiara (16)	Troy (5/10)	2	1	3	Witcher (R)
56	Peirce (6)	Alabama (5/14)	0	0	4	McNairy (R)
57	Peirce (7)	Kentucky (5/21)	0	0	7	Guilfoil (R)
58	DiChiara (17)	Kentucky (5/21)	0	0	9	Guilfoil (R)
59	DiChiara (18)	Kentucky (5/25)	0	0	8	Harper (R)
60	Foster (7)	Southeastern (6/3)	1	0	1	Guth (L)
61	Peirce (8)	Southeastern (6/3)	1	0	1	Guth (L)
62	Foster (8)	Southeastern (6/3)	3	1	1	Dugas (R)
63	DiChiara (19)	Southeastern (6/3)	0	1	1	Dugas (R)
64	LaRue (5)	Southeastern (6/3)	0	2	2	Dugas (R)
65	Foster (9)	Southeastern (6/3)	2	1	4	Dugas (R)
66	LaRue (6)	Southeastern (6/3)	0	0	6	Laue (R)
67	Carlson (6)	Florida State (6/4)	1	1	3	Hubbart (L)
68	DiChiara (20)	Florida State (6/4)	0	1	9	Simmons (R)
69	Hill (1)	Florida State (6/4)	1	1	9	Simmons (R)
70	Moore (5)	UCLA (6/5)	0	0	5	Jewett (R)
71	DiChiara (21)	Oregon State (6/11)	1	1	1	Pfennigs (R)
72	Peirce (9)	Oregon State (6/11)	0	0	5	Townsend (R)
73	DiChiara (22)	Oregon State (6/13)	1	2	3	Hunter (R)

AUBURN CAREER HOME RUN BREAKDOWN

	1R	2R	3R	GS	Career	Home	Road	Last
Bello	1	--	--	--	1	--	1	3/26/22
Carlson	2	3	1	--	6	6	--	6/4/22
DiChiara	9	10	3	--	22	15	7	6/13/22
Dyal	3	3	--	1	7	6	1	3/17/22
Farquhar	1	1	--	--	2	1	1	3/22/22
Foster	4	2	2	1	9	6	3	6/3/22
Hill	2	3	--	1	6	6	--	6/4/22
Howell	4	3	2	--	9	3	6	3/18/22
LaRue	5	3	--	--	8	6	2	6/3/22
Moore	3	1	2	--	7	5	2	6/5/22
Peirce	6	2	1	--	9	5	4	6/11/22
Rambusch	3	--	1	--	4	3	1	5/7/22
Ware	2	4	--	1	7	5	2	2/23/22
Wyandt	--	--	1	--	1	1	--	3/6/22

AUBURN HITTING STREAKS

	Current	'22	Career
Mike Bello	-	6	6
Luke Burk	-	1	1
Brooks Carlson	-	11	11
Sonny DiChiara	1	8	8
Ryan Dyal	-	4	4
Garrett Farquhar	-	6	6
Cole Foster	-	6	6
Josh Hall	2	3	4
Cam Hill	2	8	8
Kason Howell	-	9	9
Mason Land	-	7	7
Nate LaRue	-	4	4
Brody Moore	-	9	9
Brody Moss	1	1	1
Bobby Peirce	1	11	11
Blake Rambusch	-	17	17
Bryson Ware	-	4	6
Jake Wyandt	-	7	7

AUBURN REACHED BASE STREAKS

	Current	'22	Career
Mike Bello	-	8	8
Luke Burk	-	1	1
Brooks Carlson	-	20	20
Ryan Dyal	-	15	15
Sonny DiChiara	1	46	46
Garrett Farquhar	-	7	7
Cole Foster	8	11	11
Josh Hall	2	3	5
Cam Hill	2	7	8
Kason Howell	1	23	23
Mason Land	-	7	7
Nate LaRue	-	5	7
Brody Moore	-	18	18
Brody Moss	1	1	1
Bobby Peirce	15	15	15
Blake Rambusch	-	42	42
Bryson Ware	-	8	8
Jake Wyandt	-	7	7

BUNT HITS

Player	No.
Josh Hall	3
Brody Moore	3
Blake Rambusch	2
Mike Bello	1
Cole Foster	1
TOTAL	10

SAC BUNTS

Player	No.
Kason Howell	3
Mason Land	3
Blake Rambusch	3
Brody Moore	2
Mike Bello	1
Brayton Brown	1
Ryan Dyal	1
Cole Foster	1
Nate LaRue	1
Jake Wyandt	1
TOTAL	17

SAC FLIES

Player	No.
Nate LaRue.....	6
Blake Rambusch.....	4
Cole Foster.....	4
Brody Moore.....	4
Kason Howell.....	3
Sonny DiChiara.....	2
Ryan Dyal.....	2
Mike Bello.....	2
Brooks Carlson.....	1
Cam Hill.....	1
Brody Moss.....	1
Bobby Peirce.....	1
Bryson Ware.....	1
Jake Wyandt.....	1
TOTAL	33

AUBURN 2022 GAME-BY-GAME STARTING LINEUPS

DATE	OPP	1	2	3	4	5	6	7	8	9	SP
2/18	vs. Oklahoma	Rambusch	Howell	Dyal	DiChiara	Moore	Ware	Hill	Foster	Farquhar	Sheehan
2/19	vs. Texas Tech	Rambusch	Moore	DiChiara	Dyal	Howell	Ware	Foster	Farquhar	Wyandt	Gonzalez
2/20	vs. Kansas State	Rambusch	Moore	DiChiara	Dyal	LaRue	Howell	Foster	Brown	Hall	Bright
2/23	Troy	Rambusch	Howell	DiChiara	Dyal	Moore	Ware	Foster	Brown	Wyandt	Sheehan
2/25	Yale	Rambusch	Moore	DiChiara	Dyal	LaRue	Ware	Foster	Howell	Hall	Armstrong
2/26	Yale - G1	Rambusch	Moore	DiChiara	Dyal	Ware	Foster	Howell	Farquhar	Wyandt	Gonzalez
2/26	Yale - G2	Rambusch	Moore	DiChiara	Dyal	LaRue	Howell	Brown	Foster	Hall	Bright
3/1	Alabama State	Rambusch	Moore	DiChiara	Dyal	Howell	Ware	Hill	Foster	Wyandt	Copeland
3/2	UAB	Rambusch	Howell	DiChiara	Hill	Foster	Farquhar	Ware	Dyal	Wyandt	Barnett
3/4	Rhode Island	Rambusch	Howell	DiChiara	Hill	Moore	Ware	Dyal	Foster	Hall	Armstrong
3/5	Rhode Island - G1	Rambusch	Howell	DiChiara	Carlson	Ware	Dyal	Moore	Foster	Wyandt	Gonzalez
3/5	Rhode Island - G2	Rambusch	Howell	DiChiara	Hill	Ware	Moore	Dyal	Foster	Wyandt	Bright
3/6	Rhode Island	Rambusch	Howell	Hill	Carlson	Moore	Dyal	Ware	Foster	Wyandt	Mullins
3/8	vs. Tennessee Tech	Rambusch	Howell	Hill	Carlson	Moore	Dyal	Ware	Foster	Wyandt	Barnett
3/11	Middle Tennessee	Rambusch	Howell	Dyal	Carlson	Ware	Hill	Moore	Foster	Hall	Armstrong
3/13	Middle Tennessee - G1	Rambusch	Howell	Dyal	Carlson	Ware	Hill	Moore	Foster	Wyandt	Gonzalez
3/13	Middle Tennessee - G2	Rambusch	Howell	Dyal	DiChiara	Ware	Moore	Farquhar	Hill	Wyandt	Bright
3/17	Ole Miss*	Rambusch	Howell	DiChiara	Carlson	Hill	Ware	Moore	Dyal	Wyandt	Barnett
3/18	Ole Miss*	Rambusch	Howell	DiChiara	Dyal	Ware	Moore	Hill	Farquhar	Bello	Mullins
3/19	Ole Miss*	Rambusch	Howell	DiChiara	Dyal	Ware	Moore	Carlson	Farquhar	Bello	Bright
3/22	vs. South Alabama	Rambusch	Howell	DiChiara	Carlson	Dyal	Moore	Ware	Bello	Farquhar	Barnett
3/25	at Texas A&M*	Rambusch	Howell	DiChiara	Carlson	Dyal	Moore	LaRue	Bello	Farquhar	Mullins
3/26	at Texas A&M*	Rambusch	Howell	DiChiara	Hill	Moore	Dyal	LaRue	Foster	Bello	Bright
3/27	at Texas A&M*	Rambusch	Howell	DiChiara	Carlson	Moore	Bello	Ware	LaRue	Foster	Sheehan
3/29	Jacksonville State	Rambusch	Howell	DiChiara	Hill	Moore	Bello	Foster	Dyal	Land	Armstrong
3/31	at LSU*	Rambusch	Howell	DiChiara	Hill	Moore	Bello	LaRue	Foster	Hall	Mullins
4/1	at LSU*	Rambusch	Howell	DiChiara	Moore	Carlson	Bello	LaRue	Foster	Peirce	Bright
4/2	at LSU*	Rambusch	Howell	DiChiara	Moore	Foster	Bello	LaRue	Dyal	Peirce	Gonzalez
4/5	at UAB	Rambusch	Howell	DiChiara	Moore	Foster	Carlson	Bello	Peirce	LaRue	Barnett
4/8	Vanderbilt*	Rambusch	Howell	DiChiara	Carlson	Moore	Foster	Peirce	LaRue	Bello	Mullins
4/9	Vanderbilt*	Rambusch	Howell	DiChiara	Carlson	Moore	Foster	Peirce	LaRue	Farquhar	Bright
4/10	Vanderbilt*	Rambusch	Howell	DiChiara	Carlson	Moore	Foster	Peirce	LaRue	Bello	Gonzalez
4/12	Samford	Rambusch	Howell	DiChiara	Hill	Moore	Foster	Peirce	Bello	Wyandt	Barnett
4/14	at Mississippi State*	Rambusch	Howell	DiChiara	Carlson	Moore	Peirce	Foster	LaRue	Bello	Mullins
4/15	at Mississippi State*	Rambusch	Howell	DiChiara	Carlson	Moore	Peirce	Foster	LaRue	Bello	Bright
4/16	at Mississippi State*	Rambusch	Howell	DiChiara	Hill	Moore	Foster	Peirce	LaRue	Bello	Gonzalez
4/19	Alabama State	Rambusch	Howell	DiChiara	Carlson	Moore	Peirce	Dyal	Ware	Farquhar	Barnett
4/20	Kennesaw State	Rambusch	Howell	DiChiara	Carlson	Hill	Peirce	Moore	Foster	Dyal	Copeland
4/22	South Carolina*	Rambusch	Howell	DiChiara	Carlson	Hill	Peirce	Moore	Foster	LaRue	Mullins
4/23	South Carolina*	Rambusch	Howell	DiChiara	Carlson	Peirce	Moore	LaRue	Ware	Foster	Bright
4/24	South Carolina*	Rambusch	Howell	DiChiara	Carlson	Hill	Moore	Foster	LaRue	Bello	Gonzalez
4/26	at Jacksonville State	Rambusch	Howell	DiChiara	Carlson	Hill	Peirce	Moore	LaRue	Foster	Barnett
4/29	at Tennessee*	Rambusch	Howell	DiChiara	Peirce	Hill	Carlson	Moore	LaRue	Foster	Mullins
4/30	at Tennessee*	Rambusch	Howell	DiChiara	Peirce	Hill	Carlson	Moore	LaRue	Foster	Bright
5/1	at Tennessee*	Rambusch	Howell	DiChiara	Peirce	Hill	Carlson	Moore	LaRue	Foster	Gonzalez
5/6	Arkansas*	Rambusch	Howell	DiChiara	Peirce	Hill	Carlson	Moore	LaRue	Foster	Barnett
5/7	Arkansas*	Rambusch	Howell	DiChiara	Peirce	LaRue	Carlson	Moore	Ware	Foster	Bright
5/8	Arkansas*	Rambusch	Howell	DiChiara	Peirce	Carlson	Moore	Hill	LaRue	Foster	Gonzalez
5/10	at Troy	Rambusch	Howell	DiChiara	Peirce	Carlson	Moore	Land	LaRue	Foster	Armstrong
5/13	Alabama*	Rambusch	Howell	DiChiara	Peirce	Carlson	Moore	Land	LaRue	Foster	Barnett
5/14	Alabama*	Moore	DiChiara	Rambusch	Peirce	Carlson	Howell	Land	LaRue	Farquhar	Bright
5/17	at Samford	Moore	DiChiara	Rambusch	Peirce	Carlson	Howell	Land	LaRue	Farquhar	Armstrong
5/20	at Kentucky*	Moore	DiChiara	Rambusch	Peirce	Carlson	Howell	Land	LaRue	Farquhar	Barnett
5/20	at Kentucky*	Rambusch	DiChiara	Peirce	Carlson	Moore	Howell	Farquhar	Land	Wyandt	Bright
5/21	at Kentucky*	Rambusch	DiChiara	Peirce	Carlson	Moore	Howell	Farquhar	LaRue	Land	Gonzalez
5/25	vs. Kentucky^	Rambusch	DiChiara	Peirce	Carlson	Moore	Howell	Land	LaRue	Farquhar	Skipper
6/3	Southeastern#	Rambusch	Foster	DiChiara	Peirce	Carlson	Moore	Howell	LaRue	Bello	Bright
6/4	Florida State#	Rambusch	Foster	DiChiara	Peirce	Carlson	Moore	Howell	LaRue	Bello	Gonzalez
6/5	UCLA#	Rambusch	Foster	DiChiara	Peirce	Carlson	Moore	Howell	LaRue	Bello	Barnett
6/11	at Oregon State\$	Rambusch	Foster	DiChiara	Peirce	Carlson	Moore	Howell	LaRue	Bello	Bright
6/12	at Oregon State\$	Rambusch	Foster	DiChiara	Peirce	Carlson	Moore	Howell	LaRue	Bello	Gonzalez
6/13	at Oregon State\$	Rambusch	Foster	DiChiara	Peirce	Carlson	Moore	Howell	LaRue	Bello	Barnett

* - SEC Game

^ - SEC Tournament

- Auburn Regional

\$ - Corvallis Super Regional



AUBURN 2022 GAME-BY-GAME STARTERS

DATE	OPP	SP	C	1B	2B	3B	SS	LF	CF	RF	DH
2/18	vs. Oklahoma	Sheehan	Dyal	DiChiara	Foster	Farquhar	Moore	Ware	Howell	Rambusch	Hill
2/19	vs. Texas Tech	Gonzalez	Wyandt	DiChiara	Foster	Farquhar	Moore	Ware	Howell	Rambusch	Dyal
2/20	vs. Kansas State	Bright	Dyal	DiChiara	Foster	Rambusch	Moore	Brown	Howell	Hall	LaRue
2/23	Troy	Sheehan	Wyandt	DiChiara	Foster	Rambusch	Moore	Brown	Howell	Ware	Dyal
2/25	Yale	Armstrong	Dyal	DiChiara	Foster	Rambusch	Moore	Hall	Howell	Ware	LaRue
2/26	Yale - G1	Gonzalez	Wyandt	DiChiara	Foster	Farquhar	Moore	Ware	Howell	Rambusch	Dyal
2/26	Yale - G2	Bright	Dyal	DiChiara	Foster	Rambusch	Moore	Brown	Howell	Hall	LaRue
3/1	Alabama State	Copeland	Wyandt	DiChiara	Foster	Rambusch	Moore	Dyal	Howell	Ware	Hill
3/2	UAB	Barnett	Wyandt	DiChiara	Foster	Rambusch	Farquhar	Dyal	Howell	Ware	Hill
3/4	Rhode Island	Armstrong	Dyal	DiChiara	Foster	Rambusch	Moore	Hall	Howell	Ware	Hill
3/5	Rhode Island - G1	Gonzalez	Wyandt	DiChiara	Foster	Rambusch	Moore	Dyal	Howell	Ware	Carlson
3/5	Rhode Island - G2	Bright	Wyandt	DiChiara	Foster	Rambusch	Moore	Dyal	Howell	Ware	Hill
3/6	Rhode Island	Mullins	Wyandt	Hill	Foster	Rambusch	Moore	Dyal	Howell	Ware	Carlson
3/8	vs. Tennessee Tech	Barnett	Wyandt	Hill	Foster	Rambusch	Moore	Dyal	Howell	Ware	Carlson
3/11	Middle Tennessee	Armstrong	Dyal	Hill	Foster	Rambusch	Moore	Hall	Howell	Ware	Carlson
3/13	Middle Tennessee - G1	Gonzalez	Wyandt	Hill	Foster	Rambusch	Moore	Dyal	Howell	Ware	Carlson
3/13	Middle Tennessee - G2	Bright	Wyandt	Hill	Farquhar	Rambusch	Moore	Dyal	Howell	Ware	DiChiara
3/17	Ole Miss*	Barnett	Wyandt	DiChiara	Carlson	Rambusch	Moore	Dyal	Howell	Ware	Hill
3/18	Ole Miss*	Mullins	Dyal	DiChiara	Farquhar	Rambusch	Moore	Bello	Howell	Ware	Hill
3/19	Ole Miss*	Bright	Dyal	DiChiara	Farquhar	Rambusch	Moore	Bello	Howell	Ware	Carlson
3/22	vs. South Alabama	Barnett	Dyal	DiChiara	Farquhar	Rambusch	Moore	Bello	Howell	Ware	Carlson
3/25	at Texas A&M*	Mullins	LaRue	DiChiara	Farquhar	Rambusch	Moore	Dyal	Howell	Bello	Carlson
3/26	at Texas A&M*	Bright	LaRue	DiChiara	Foster	Rambusch	Moore	Dyal	Howell	Bello	Hill
3/27	at Texas A&M*	Sheehan	LaRue	DiChiara	Foster	Rambusch	Moore	Bello	Howell	Ware	Carlson
3/29	Jacksonville State	Armstrong	Dyal	DiChiara	Foster	Rambusch	Moore	Land	Howell	Bello	Hill
3/31	at LSU*	Mullins	LaRue	DiChiara	Foster	Rambusch	Moore	Bello	Howell	Hall	Hill
4/1	at LSU*	Bright	LaRue	DiChiara	Foster	Rambusch	Moore	Bello	Howell	Peirce	Carlson
4/2	at LSU*	Gonzalez	LaRue	DiChiara	Foster	Rambusch	Moore	Bello	Howell	Peirce	Dyal
4/5	at UAB	Barnett	LaRue	DiChiara	Foster	Rambusch	Moore	Bello	Howell	Peirce	Carlson
4/8	Vanderbilt*	Mullins	LaRue	DiChiara	Foster	Rambusch	Moore	Bello	Howell	Peirce	Carlson
4/9	Vanderbilt*	Bright	LaRue	DiChiara	Foster	Farquhar	Moore	Peirce	Howell	Rambusch	Carlson
4/10	Vanderbilt*	Gonzalez	LaRue	DiChiara	Foster	Rambusch	Moore	Bello	Howell	Peirce	Carlson
4/12	Samford	Barnett	Wyandt	DiChiara	Foster	Rambusch	Moore	Bello	Howell	Peirce	Hill
4/14	at Mississippi State*	Mullins	LaRue	DiChiara	Foster	Rambusch	Moore	Bello	Howell	Peirce	Carlson
4/15	at Mississippi State*	Bright	LaRue	DiChiara	Foster	Rambusch	Moore	Bello	Howell	Peirce	Carlson
4/16	at Mississippi State*	Gonzalez	LaRue	DiChiara	Foster	Rambusch	Moore	Bello	Howell	Peirce	Hill
4/19	Alabama State	Barnett	Dyal	DiChiara	Farquhar	Rambusch	Moore	Ware	Howell	Peirce	Carlson
4/20	Kennesaw State	Copeland	Dyal	DiChiara	Foster	Rambusch	Moore	Carlson	Howell	Peirce	Hill
4/22	South Carolina*	Mullins	LaRue	DiChiara	Foster	Rambusch	Moore	Carlson	Howell	Peirce	Hill
4/23	South Carolina*	Bright	LaRue	DiChiara	Foster	Rambusch	Moore	Ware	Howell	Peirce	Carlson
4/24	South Carolina*	Gonzalez	LaRue	DiChiara	Foster	Rambusch	Moore	Carlson	Howell	Bello	Hill
4/26	at Jacksonville State	Barnett	LaRue	DiChiara	Foster	Rambusch	Moore	Carlson	Howell	Peirce	Hill
4/29	at Tennessee*	Mullins	LaRue	DiChiara	Foster	Rambusch	Moore	Carlson	Howell	Peirce	Hill
4/30	at Tennessee*	Bright	LaRue	DiChiara	Foster	Rambusch	Moore	Carlson	Howell	Peirce	Hill
5/1	at Tennessee*	Gonzalez	LaRue	DiChiara	Foster	Rambusch	Moore	Carlson	Howell	Peirce	Hill
5/6	Arkansas*	Barnett	LaRue	DiChiara	Foster	Rambusch	Moore	Carlson	Howell	Peirce	Hill
5/7	Arkansas*	Bright	LaRue	DiChiara	Foster	Rambusch	Moore	Ware	Howell	Peirce	Carlson
5/8	Arkansas*	Gonzalez	LaRue	DiChiara	Foster	Rambusch	Moore	Carlson	Howell	Peirce	Hill
5/10	at Troy	Armstrong	LaRue	DiChiara	Foster	Rambusch	Moore	Land	Howell	Peirce	Carlson
5/13	Alabama*	Barnett	LaRue	DiChiara	Foster	Rambusch	Moore	Land	Howell	Peirce	Carlson
5/14	Alabama*	Bright	LaRue	DiChiara	Farquhar	Rambusch	Moore	Land	Howell	Peirce	Carlson
5/17	at Samford	Armstrong	LaRue	DiChiara	Farquhar	Rambusch	Moore	Land	Howell	Peirce	Carlson
5/19	at Kentucky*	Barnett	LaRue	DiChiara	Farquhar	Rambusch	Moore	Land	Howell	Peirce	Carlson
5/20	at Kentucky*	Bright	Wyandt	DiChiara	Farquhar	Rambusch	Moore	Land	Howell	Peirce	Carlson
5/21	at Kentucky*	Gonzalez	LaRue	DiChiara	Farquhar	Rambusch	Moore	Land	Howell	Peirce	Carlson
5/25	vs. Kentucky^	Skipper	LaRue	DiChiara	Farquhar	Rambusch	Moore	Land	Howell	Peirce	Carlson
6/3	Southeastern#	Bright	LaRue	DiChiara	Foster	Rambusch	Moore	Bello	Howell	Peirce	Carlson
6/4	Florida State#	Gonzalez	LaRue	DiChiara	Foster	Rambusch	Moore	Bello	Howell	Peirce	Carlson
6/5	UCLA#	Barnett	LaRue	DiChiara	Foster	Rambusch	Moore	Bello	Howell	Peirce	Carlson
6/11	at Oregon State\$	Bright	LaRue	DiChiara	Foster	Rambusch	Moore	Bello	Howell	Peirce	Carlson
6/12	at Oregon State\$	Gonzalez	LaRue	DiChiara	Foster	Rambusch	Moore	Bello	Howell	Peirce	Carlson
6/13	at Oregon State\$	Barnett	LaRue	DiChiara	Foster	Rambusch	Moore	Bello	Howell	Peirce	Carlson

* - SEC Game

^ - SEC Tournament

- Auburn Regional

\$ - Corvallis Super Regional





OVERALL STATS



2022 Auburn Baseball
Overall Statistics for Auburn (as of Jun 13, 2022)
(All games Sorted by Batting avg)



Record: 42-20 Home: 25-9 Away: 12-9 Neutral: 5-2 SEC: 16-13

Player	avg	gp-gs	ab	r	h	2b	3b	hr	rbi	tb	slg%	bb	hp	so	gdp	ob%	sf	sh	sb-att	po	a	e	fld%
17 DiChiara, Sonny	.392	58-58	194	58	76	15	0	22	59	157	.809	68	9	51	4	.560	2	0	0-0	406	22	4	.991
1 Rambusch, Blake	.336	62-62	253	53	85	12	1	4	37	111	.439	28	15	32	3	.427	4	3	16-21	35	109	5	.966
19 Carlson, Brooks	.310	50-43	174	36	54	10	0	6	31	82	.471	23	2	45	5	.395	1	0	0-1	8	0	1	.889
4 Moore, Brody	.294	61-61	245	46	72	12	1	5	37	101	.412	22	2	35	2	.352	4	2	5-7	69	141	4	.981
27 Peirce, Bobby	.287	45-35	150	31	43	6	4	9	27	84	.560	12	4	41	3	.353	1	0	5-6	66	4	1	.986
5 Howell, Kason	.286	62-62	241	50	69	19	2	2	35	98	.407	28	14	49	1	.388	3	3	11-13	153	3	2	.987
7 Foster, Cole	.268	50-49	164	40	44	9	0	9	44	80	.488	28	10	42	3	.398	4	1	2-3	74	119	6	.970
28 LaRue, Nate	.224	49-39	143	19	32	8	0	6	34	58	.406	13	2	62	0	.287	6	1	2-2	365	35	2	.995

72 Moss, Brody	.333	6-0	3	0	1	0	0	0	1	1	.333	0	0	1	0	.250	1	0	0-0	0	1	0	1.000
16 Hill, Cam	.280	38-26	107	16	30	7	0	1	19	40	.374	13	1	34	1	.361	1	0	0-1	31	1	0	1.000
2 Hall, Josh	.269	18-6	26	5	7	1	0	0	2	8	.308	5	0	10	0	.387	0	0	1-1	7	0	0	1.000
31 Bello, Mike	.264	40-24	91	17	24	4	0	1	12	31	.341	13	2	18	0	.361	2	1	1-1	39	0	1	.975
37 Land, Mason	.244	28-9	45	4	11	1	0	0	3	12	.267	4	1	9	0	.320	0	3	0-0	14	4	1	.947
50 Wyandt, Jake	.233	22-14	43	8	10	1	0	1	12	14	.326	4	2	16	0	.320	1	1	1-1	127	12	3	.979
11 Farquhar, Garrett	.229	38-17	70	16	16	3	0	2	12	25	.357	7	4	7	2	.333	0	0	0-0	33	41	1	.987
8 Ware, Bryson	.226	48-23	93	22	21	8	2	1	21	36	.387	13	2	37	1	.330	1	0	4-4	47	3	0	1.000
6 Dyal, Ryan	.217	32-27	92	23	20	4	0	4	26	36	.391	16	7	32	2	.368	2	1	0-0	137	5	2	.986
Brown, B.	.167	6-3	12	2	2	0	0	0	3	2	.167	2	2	7	0	.375	0	1	0-0	5	0	0	1.000
51 Burk, Luke	.125	11-0	8	1	1	0	0	0	0	1	.125	0	0	6	0	.125	0	0	0-0	18	0	0	1.000
13 Schorr, Ben	.000	2-0	1	0	0	0	0	0	0	0	.000	0	0	0	0	.000	0	0	0-0	1	0	0	1.000
Totals	.287	62	2155	447	618	120	10	73	415	977	.453	299	79	534	27	.388	33	17	48-61	1656	563	43	.981
Opponents	.252	62	2083	310	525	112	2	68	284	845	.406	252	55	624	39	.345	24	16	28-46	1604	550	56	.975

LOB - Team (533), Opp (466). DPs turned - Team (49), Opp (33). CI - Team (2), LaRue, N. 1, Dyal, R. 1, Opp (1). IBB - Team (21), DiChiara, S. 17, Dyal, R. 2, Hill, C. 1, Rambusch, B. 1, Opp (4). Picked off - Rambusch, B. 1.

(All games Sorted by Earned run avg)

Player	era	w-l	app	gs	cg	sho	sv	ip	h	r	er	bb	so	2b	3b	hr	b/avg	wp	hp	bk	sfa	sha
45 Gonzalez, Joseph	2.95	7-3	14	13	1	0/2	0	73.1	76	26	24	14	47	11	1	7	.271	3	3	1	3	3
40 Burkhalter, Blake	3.89	4-2	29	0	0	0/1	15	44.0	34	21	19	7	66	4	0	9	.210	4	4	0	1	2
18 Barnett, Mason	3.98	3-2	18	13	0	0/0	0	61.0	58	28	27	31	79	15	1	5	.250	4	3	0	2	0
29 Skipper, Carson	4.61	6-3	25	1	0	0/1	0	52.2	49	32	27	13	62	14	0	8	.245	5	3	0	3	1
21 Bright, Trace	5.23	4-4	17	16	0	0/1	0	75.2	73	49	44	38	86	18	0	8	.252	8	6	0	1	1

28 LaRue, Nate	1.69	0-0	5	0	0	0/0	0	5.1	7	1	1	3	4	0	0	1	.318	1	0	0	0	0
41 Armstrong, John	2.50	1-0	18	0	0	0/1	0	18.0	16	9	5	10	20	2	0	0	.262	3	0	0	2	2
46 Allsup, Chase	2.83	1-0	22	0	0	0/1	2	28.2	22	13	9	16	35	5	0	4	.214	5	5	0	3	0
20 Mullins, Hayden	3.63	2-1	11	8	0	0/0	0	34.2	23	16	14	25	43	3	0	4	.197	3	9	0	4	3
34 Bosse, Ben	3.86	0-0	7	0	0	0/2	0	4.2	4	3	2	2	6	0	0	0	.235	3	1	1	0	0
54 Copeland, Konner	4.20	3-0	9	2	0	0/0	0	15.0	20	11	7	8	19	3	0	3	.328	1	1	0	0	1
47 Sheehan, Tommy	4.50	2-0	15	3	0	0/0	1	32.0	23	18	16	21	26	5	0	1	.202	3	1	0	2	0
9 Granzow, Cade	4.91	0-0	7	0	0	0/1	0	7.1	9	4	4	4	4	2	0	1	.333	2	1	0	2	0
43 Isbell, Chase	5.29	1-1	13	0	0	0/0	0	17.0	16	10	10	13	20	8	0	0	.250	2	2	0	1	0
32 Swilling, Carson	5.86	3-2	20	0	0	0/1	0	27.2	29	18	18	13	33	8	0	5	.274	4	4	0	0	0
52 Armstrong, Jordan	5.93	3-1	14	6	0	0/1	1	30.1	36	22	20	15	40	9	0	4	.288	4	8	1	0	0
14 Fuller, Brooks	8.53	0-0	8	0	0	0/0	0	6.1	8	6	6	7	7	3	0	0	.308	0	1	1	0	1
23 Carlson, Parker	8.59	1-1	5	0	0	0/0	0	7.1	8	7	7	3	10	1	0	3	.267	2	0	0	0	0
57 Drabick, Tyler	9.82	1-0	8	0	0	0/1	0	7.1	10	10	8	5	13	1	0	3	.323	2	2	0	0	2
22 Wade, Garrett	10.80	0-0	4	0	0	0/0	0	1.2	0	2	2	3	3	0	0	0	.000	1	0	0	0	0
16 Hill, Cam	18.00	0-0	3	0	0	0/1	0	2.0	4	4	4	1	1	0	0	2	.400	0	1	0	0	0
Totals	4.42	42-20	62	62	1	4/4	19	552.0	525	310	271	252	624	112	2	68	.252	60	55	4	24	16
Opponents	6.60	20-42	62	62	0	1/1	6	534.2	618	447	392	299	534	120	10	73	.287	73	79	9	33	17

PB - Team (8), Dyal, R. 3, LaRue, N. 3, Wyandt, J. 2, Opp (14). Pickoffs - Team (4), Wyandt, J. 2, Mullins, H. 1, Allsup, C. 1, Opp (1). SBA/ATT - LaRue, N. (8-20), Dyal, R. (12-13), Wyandt, J. (8-12), Bright, T. (5-7), Allsup, C. (3-6), Gonzalez, J. (3-5), Barnett, M. (4-5), Skipper, C. (4-5), Armstrong (2-4), Armstrong, J. (1-2), Swilling, C. (0-2), Granzow, C. (2-2), Burkhalter (1-2), Mullins, H. (0-2), Carlson, P. (1-1), Sheehan, T. (1-1), Copeland, K. (0-1), Fuller, B. (1-1).

SEC STATS



**2022 Auburn Baseball
Conference statistics for Auburn (as of May 24, 2022)
(SEC games only Sorted by Batting avg)**



Record: 16-13 Home: 9-5 Away: 7-8 SEC: 16-13

Player	avg	gp-gs	ab	r	h	2b	3b	hr	rbi	tb	slg%	bb	hp	so	gdp	ob%	sf	sh	sb-att	po	a	e	fld%
1 Rambusch, Blake	.347	29-29	121	20	42	9	0	2	20	57	.471	13	4	17	1	.424	1	1	10-11	18	60	4	.951
17 DiChiara, Sonny	.337	29-29	92	22	31	3	0	11	25	67	.728	41	2	32	3	.544	1	0	0-0	218	11	4	.983
7 Foster, Cole	.309	21-21	68	19	21	3	0	5	14	39	.574	11	2	18	1	.405	3	1	1-1	33	59	4	.958
27 Peirce, Bobby	.298	24-21	84	15	25	2	2	6	15	49	.583	5	1	20	3	.344	0	0	2-2	41	2	1	.977
19 Carlson, Brooks	.295	27-24	95	11	28	5	0	3	14	42	.442	12	0	22	4	.374	0	0	0-0	8	0	1	.889
31 Bello, Mike	.260	18-14	50	12	13	2	0	1	5	18	.360	7	1	12	0	.362	0	1	1-1	19	0	1	.950
5 Howell, Kason	.244	29-29	123	19	30	7	0	1	14	40	.325	7	3	32	1	.301	0	2	7-8	78	2	1	.988
4 Moore, Brody	.244	29-29	119	17	29	3	0	2	11	38	.319	7	1	17	1	.287	2	0	2-4	41	71	2	.982
28 LaRue, Nate	.209	27-25	86	10	18	6	0	4	15	36	.419	7	2	40	0	.281	1	1	1-1	213	23	2	.992
2 Hall, Josh	.333	5-1	6	2	2	0	0	0	2	2	.333	2	0	2	0	.500	0	0	0-0	4	0	0	1.000
37 Land, Mason	.261	14-5	23	1	6	0	0	0	2	6	.261	1	1	4	0	.320	0	3	0-0	9	0	1	.900
50 Wyandt, Jake	.250	5-2	4	0	1	0	0	0	0	1	.250	0	0	2	0	.250	0	1	0-0	17	4	2	.913
11 Farquhar, Garrett	.207	15-8	29	4	6	1	0	0	4	7	.241	2	2	4	1	.303	0	0	0-0	18	18	0	1.000
16 Hill, Cam	.189	17-12	53	4	10	3	0	0	4	13	.245	3	0	18	1	.232	0	0	0-0	0	0	0	.000
6 Dyal, Ryan	.167	9-6	24	3	4	0	0	1	4	7	.292	5	0	10	1	.310	0	1	0-0	27	2	0	1.000
8 Ware, Bryson	.074	20-6	27	3	2	2	0	0	2	4	.148	3	0	17	1	.167	0	0	0-0	16	2	0	1.000
51 Burk, Luke	.000	1-0	0	0	0	0	0	0	0	0	.000	0	0	0	0	.000	0	0	0-0	1	0	0	1.000
72 Moss, Brody	.000	1-0	0	0	0	0	0	0	0	0	.000	0	0	0	0	.000	0	0	0-0	0	0	0	.000
Totals	.267	29	1004	162	268	46	2	36	151	426	.424	126	19	267	18	.357	8	11	24-28	771	280	29	.973
Opponents	.286	29	1008	188	288	63	0	44	172	483	.479	113	26	261	25	.367	17	7	7-21	765	262	24	.977

LOB - Team (241), Opp (213). DPs turned - Team (26), Opp (18). CI - Team (1), LaRue, N. 1. IBB - Team (12), DiChiara, S. 10, Dyal, R. 1, Rambusch, B. 1, Opp (4).

(SEC games only Sorted by Earned run avg)

Player	era	w-l	app	gs	cg	sho	sv	ip	h	r	er	bb	so	2b	3b	hr	b/avg	wp	hp	bk	sfa	sha
45 Gonzalez, Joseph	3.20	4-2	7	7	1	0/1	0	45.0	50	17	16	5	24	8	0	5	.275	2	1	1	2	0
20 Mullins, Hayden	3.29	1-0	7	7	0	0/0	0	27.1	18	12	10	20	35	2	0	3	.196	3	7	0	4	2
21 Bright, Trace	6.50	1-4	10	10	0	0/0	0	44.1	50	36	32	24	50	11	0	6	.278	4	3	0	1	1
18 Barnett, Mason	6.97	0-2	6	4	0	0/0	0	20.2	26	16	16	12	26	8	0	4	.310	3	0	0	1	0
29 Skipper, Carson	7.56	3-3	15	0	0	0/1	0	25.0	29	25	21	6	24	8	0	6	.290	2	3	0	1	1
28 LaRue, Nate	0.00	0-0	1	0	0	0/0	0	1.2	1	0	0	1	0	0	0	0	.167	1	0	0	0	0
14 Fuller, Brooks	0.00	0-0	2	0	0	0/0	0	1.1	2	0	0	1	3	0	0	0	.400	0	0	1	0	1
46 Allsup, Chase	4.50	1-0	10	0	0	0/0	1	12.0	10	9	6	7	7	2	0	2	.238	2	3	0	2	0
40 Burkhalter, Blake	5.50	0-1	14	0	0	0/1	10	18.0	16	12	11	6	28	1	0	5	.242	1	1	0	1	2
41 Armstrong, John	6.00	1-0	5	0	0	0/0	0	6.0	7	5	4	4	9	1	0	0	.318	1	0	0	1	0
32 Swilling, Carson	6.19	3-0	10	0	0	0/0	0	16.0	19	11	11	2	14	6	0	3	.306	2	4	0	0	0
47 Sheehan, Tommy	7.31	0-0	9	1	0	0/0	0	16.0	15	15	13	13	12	4	0	0	.254	1	1	0	2	0
52 Armstrong, Jordan	7.71	1-0	4	0	0	0/0	0	4.2	11	4	4	0	7	3	0	2	.478	1	0	1	0	0
43 Isbell, Chase	8.71	0-1	7	0	0	0/0	0	10.1	15	10	10	5	13	7	0	0	.349	2	2	0	1	0
54 Copeland, Konner	11.25	1-0	4	0	0	0/0	0	4.0	5	5	5	2	4	0	0	3	.333	0	1	0	0	0
9 Granzow, Cade	13.50	0-0	2	0	0	0/0	0	2.0	4	3	3	3	0	2	0	1	.444	0	0	0	1	0
57 Drabick, Tyler	18.00	0-0	2	0	0	0/0	0	2.0	6	4	4	1	5	0	0	2	.500	0	0	0	0	0
16 Hill, Cam	54.00	0-0	1	0	0	0/0	0	0.2	4	4	4	1	0	0	0	2	.667	0	0	0	0	0
Totals	5.85	16-13	29	29	1	1/1	11	257.0	288	188	167	113	261	63	0	44	.286	25	26	3	17	7
Opponents	5.19	13-16	29	29	0	0/0	3	255.0	268	162	147	126	267	46	2	36	.267	23	19	2	8	11

PB - Team (5), LaRue, N. 2, Wyandt, J. 2, Dyal, R. 1, Opp (5). SBA/ATT - LaRue, N. (2-11), Dyal, R. (4-5), Wyandt, J. (1-4), Bright, T. (3-4), Allsup, C. (0-3), Mullins, H. (0-2), Armstrong (0-2), Skipper, C. (1-2), Swilling, C. (0-2), Burkhalter (0-1), Granzow, C. (1-1), Barnett, M. (0-1), Gonzalez, J. (1-1), Fuller, B. (1-1), Copeland, K. (0-1).

NCAA TOURNAMENT STATS



2022 Auburn Baseball
Overall Statistics for Auburn (as of Jun 14, 2022)
(NCAA Tournament Sorted by Batting avg)



Record: 5-1 Home: 3-0 Away: 2-1 SEC: 0-0

Player	avg	gp-gs	ab	r	h	2b	3b	hr	rbi	tb	slg%	bb	hp	so	gdp	ob%	sf	sh	sb-att	po	a	e	fld%
17 DiChiara, Sonny	.480	6-6	25	11	12	0	0	4	11	24	.960	6	1	6	0	.594	0	0	0-0	42	5	0	1.000
4 Moore, Brody	.462	6-6	26	7	12	3	1	1	9	20	.769	3	0	3	0	.500	1	1	0-0	6	15	1	.955
31 Bello, Mike	.333	6-6	21	4	7	1	0	0	4	8	.381	1	1	2	0	.360	2	0	0-0	9	0	0	1.000
19 Carlson, Brooks	.320	6-6	25	6	8	3	0	1	6	14	.560	2	0	5	0	.357	1	0	0-1	0	0	0	.000
7 Foster, Cole	.320	6-6	25	10	8	4	0	3	12	21	.840	3	3	6	1	.438	1	0	1-1	7	10	0	1.000
28 LaRue, Nate	.238	6-6	21	4	5	1	0	2	7	12	.571	4	0	8	0	.360	0	0	0-0	65	7	0	1.000
5 Howell, Kason	.200	6-6	20	5	4	3	0	0	1	7	.350	6	4	1	0	.467	0	0	0-1	15	0	0	1.000
1 Rambusch, Blake	.190	6-6	21	7	4	1	0	0	1	5	.238	5	3	1	1	.414	0	1	0-0	2	4	0	1.000
27 Peirce, Bobby	.160	6-6	25	8	4	1	0	2	4	11	.440	5	1	9	0	.323	0	0	0-0	8	1	0	1.000

16 Hill, Cam	.667	2-0	3	1	2	0	0	1	3	5	1.667	1	0	1	0	.750	0	0	0-0	0	0	0	.000
8 Ware, Bryson	.333	4-0	3	1	1	0	1	0	2	3	1.000	1	0	1	0	.500	0	0	0-0	1	0	0	1.000
50 Wyandt, Jake	.000	1-0	2	0	0	0	0	0	0	0	.000	0	0	1	0	.000	0	0	0-0	1	1	0	1.000
11 Farquhar, Garrett	.000	2-0	2	1	0	0	0	0	0	0	.000	1	0	0	0	.333	0	0	0-0	0	0	0	.000
6 Dyal, Ryan	.000	2-0	2	0	0	0	0	0	0	0	.000	0	0	2	0	.000	0	0	0-0	2	0	0	1.000
Totals	.303	6	221	65	67	17	2	14	60	130	.588	38	13	46	2	.426	5	2	1-3	162	49	3	.986
Opponents	.251	6	203	30	51	10	1	8	29	87	.429	28	2	69	2	.346	1	2	3-5	159	60	9	.961

LOB - Team (55), Opp (44). DPs turned - Team (4), Opp (4). IBB - Team (3), DiChiara, S. 3.

(NCAA Tournament Sorted by Earned run avg)

Player	era	w-l	app	gs	cg	sho	sv	ip	h	r	er	bb	so	2b	3b	hr	b/avg	wp	hp	bk	sfa	sha
18 Barnett, Mason	0.93	1-0	2	2	0	0/0	0	9.2	6	1	1	6	15	1	1	0	.171	0	0	0	0	0
45 Gonzalez, Joseph	4.09	1-1	2	2	0	0/0	0	11.0	11	6	5	4	8	2	0	2	.282	0	0	0	0	1
40 Burkhalter, Blake	4.76	0-0	3	0	0	0/0	2	5.2	7	3	3	0	10	1	0	1	.292	2	0	0	0	0
29 Skipper, Carson	5.40	1-0	3	0	0	0/0	0	6.2	5	4	4	3	11	0	0	1	.208	1	0	0	1	0
21 Bright, Trace	12.71	1-0	2	2	0	0/0	0	5.2	9	8	8	5	12	4	0	2	.360	0	2	0	0	0

47 Sheehan, Tommy	0.00	1-0	1	0	0	0/0	0	3.1	2	0	0	1	3	0	0	0	.167	0	0	0	0	0
43 Isbell, Chase	0.00	0-0	1	0	0	0/0	0	2.2	0	0	0	2	4	0	0	0	.000	0	0	0	0	0
54 Copeland, Konner	0.00	0-0	1	0	0	0/0	0	2.2	4	3	0	2	4	2	0	0	.333	0	0	0	0	0
14 Fuller, Brooks	0.00	0-0	1	0	0	0/0	0	1.1	0	0	0	1	0	0	0	0	.000	0	0	0	0	0
41 Armstrong, John	2.45	0-0	3	0	0	0/0	0	3.2	4	1	1	2	0	0	0	0	.333	0	0	0	0	1
46 Allsup, Chase	13.50	0-0	1	0	0	0/0	0	0.2	1	1	1	1	0	0	0	0	.333	0	0	0	0	0
32 Swilling, Carson	27.00	0-0	1	0	0	0/0	0	1.0	2	3	3	1	2	0	0	2	.400	0	0	0	0	0
Totals	4.33	5-1	6	6	0	0/0	2	54.0	51	30	26	28	69	10	1	8	.251	3	2	0	1	2
Opponents	9.68	1-5	6	6	0	0/0	1	53.0	67	65	57	38	46	17	2	14	.303	6	13	2	5	2

PB - Team (0), Opp (1). SBA/ATT - LaRue, N. (3-5), Gonzalez, J. (0-2), Bright, T. (1-1), Burkhalter (1-1), Allsup, C. (1-1).

AUBURN REGIONAL STATS



2022 Auburn Baseball Overall Statistics for Auburn (as of Jun 06, 2022) (Auburn Regional Sorted by Batting avg)



Record: 3-0 Home: 3-0 Away: 0-0 SEC: 0-0

Player	avg	gp-gs	ab	r	h	2b	3b	hr	rbi	tb	slg%	bb	hp	so	gdp	ob%	sf	sh	sb-att	po	a	e	fld%
17 DiChiara, Sonny	.600	3-3	15	8	9	0	0	2	7	15	1.000	4	0	2	0	.684	0	0	0-0	23	2	0	1.000
4 Moore, Brody	.533	3-3	15	6	8	1	1	1	6	14	.933	3	0	2	0	.611	0	0	0-0	3	10	1	.929
1 Rambusch, Blake	.444	3-3	9	7	4	1	0	0	1	5	.556	5	3	0	1	.706	0	0	0-0	2	3	0	1.000
31 Bello, Mike	.417	3-3	12	3	5	1	0	0	3	6	.500	0	1	2	0	.400	2	0	0-0	4	0	0	1.000
7 Foster, Cole	.400	3-3	15	6	6	3	0	3	12	18	1.200	1	2	3	0	.474	1	0	0-0	5	4	0	1.000
19 Carlson, Brooks	.385	3-3	13	5	5	2	0	1	5	10	.769	1	0	2	0	.400	1	0	0-1	0	0	0	.000
5 Howell, Kason	.364	3-3	11	4	4	3	0	0	1	7	.636	5	2	0	0	.611	0	0	0-1	5	0	0	1.000
28 LaRue, Nate	.300	3-3	10	4	3	1	0	2	6	10	1.000	4	0	5	0	.500	0	0	0-0	30	4	0	1.000
27 Peirce, Bobby	.143	3-3	14	5	2	0	0	1	3	5	.357	3	1	5	0	.333	0	0	0-0	4	0	0	1.000

16 Hill, Cam	.667	2-0	3	1	2	0	0	1	3	5	1.667	1	0	1	0	.750	0	0	0-0	0	0	0	.000
8 Ware, Bryson	.500	3-0	2	1	1	0	1	0	2	3	1.500	1	0	0	0	.667	0	0	0-0	0	0	0	.000
11 Farquhar, Garrett	.000	2-0	2	1	0	0	0	0	0	0	.000	1	0	0	0	.333	0	0	0-0	0	0	0	.000
50 Wyandt, Jake	.000	1-0	2	0	0	0	0	0	0	0	.000	0	0	1	0	.000	0	0	0-0	1	1	0	1.000
6 Dyal, Ryan	.000	1-0	1	0	0	0	0	0	0	0	.000	0	0	1	0	.000	0	0	0-0	2	0	0	1.000
Totals	.395	3	124	51	49	12	2	11	49	98	.790	29	9	24	1	.524	4	0	0-2	81	28	1	.991
Opponents	.265	3	102	18	27	6	0	4	18	45	.441	15	1	34	2	.361	1	0	2-3	78	28	7	.938

LOB - Team (37), Opp (20). DPs turned - Team (4), Opp (3). IBB - Team (2), DiChiara, S. 2.

(Auburn Regional Sorted by Earned run avg)

Player	era	w-l	app	gs	cg	sho	sv	ip	h	r	er	bb	so	2b	3b	hr	b/avg	wp	hp	bk	sfa	sha
18 Barnett, Mason	0.00	1-0	1	1	0	0/0	0	5.1	1	0	0	3	10	1	0	0	.059	0	0	0	0	0
54 Copeland, Konner	0.00	0-0	1	0	0	0/0	0	2.2	4	3	0	2	4	2	0	0	.333	0	0	0	0	0
45 Gonzalez, Joseph	4.50	1-0	1	1	0	0/0	0	6.0	4	3	3	4	3	1	0	0	.211	0	0	0	0	0
21 Bright, Trace	7.20	1-0	1	1	0	0/0	0	5.0	6	4	4	2	10	2	0	1	.300	0	1	0	0	0

14 Fuller, Brooks	0.00	0-0	1	0	0	0/0	0	1.1	0	0	0	1	0	0	0	0	.000	0	0	0	0	0
41 Armstrong, John	4.50	0-0	1	0	0	0/0	0	2.0	3	1	1	1	0	0	0	0	.375	0	0	0	0	0
40 Burkhalter, Blake	9.00	0-0	1	0	0	0/0	0	2.0	5	2	2	0	3	0	0	1	.455	0	0	0	0	0
29 Skipper, Carson	10.80	0-0	1	0	0	0/0	0	1.2	2	2	2	1	2	0	0	0	.333	1	0	0	1	0
32 Swilling, Carson	27.00	0-0	1	0	0	0/0	0	1.0	2	3	3	1	2	0	0	2	.400	0	0	0	0	0
Totals	5.00	3-0	3	3	0	0/0	0	27.0	27	18	15	15	34	6	0	4	.265	1	1	0	1	0
Opponents	15.23	0-3	3	3	0	0/0	0	26.0	49	51	44	29	24	12	2	11	.395	3	9	2	4	0

PB - Team (0), Opp (1). SBA/ATT - LaRue, N. (2-3), Burkhalter (1-1), Gonzalez, J. (0-1), Bright, T. (1-1).

CORVALLIS SUPER REGIONAL STATS



2022 Auburn Baseball
Overall Statistics for Auburn (as of Jun 14, 2022)
(Corvallis Super Regional Sorted by Batting avg)



Record: 2-1 Home: 0-0 Away: 2-1 SEC: 0-0

Player	avg	gp-gs	ab	r	h	2b	3b	hr	rbi	tb	slg%	bb	hp	so	gdp	ob%	sf	sh	sb-att	po	a	e	fld%
4 Moore, Brody	.364	3-3	11	1	4	2	0	0	3	6	.545	0	0	1	0	.333	1	1	0-0	3	5	0	1.000
17 DiChiara, Sonny	.300	3-3	10	3	3	0	0	2	4	9	.900	2	1	4	0	.462	0	0	0-0	19	3	0	1.000
19 Carlson, Brooks	.250	3-3	12	1	3	1	0	0	1	4	.333	1	0	3	0	.308	0	0	0-0	0	0	0	.000
31 Bello, Mike	.222	3-3	9	1	2	0	0	0	1	2	.222	1	0	0	0	.300	0	0	0-0	5	0	0	1.000
7 Foster, Cole	.200	3-3	10	4	2	1	0	0	0	3	.300	2	1	3	1	.385	0	0	1-1	2	6	0	1.000
27 Peirce, Bobby	.182	3-3	11	3	2	1	0	1	1	6	.545	2	0	4	0	.308	0	0	0-0	4	1	0	1.000
28 LaRue, Nate	.182	3-3	11	0	2	0	0	0	1	2	.182	0	0	3	0	.182	0	0	0-0	35	3	0	1.000
1 Rambusch, Blake	.000	3-3	12	0	0	0	0	0	0	0	.000	0	0	1	0	.000	0	1	0-0	0	1	0	1.000
5 Howell, Kason	.000	3-3	9	1	0	0	0	0	0	0	.000	1	2	1	0	.250	0	0	0-0	10	0	0	1.000

8 Ware, Bryson	.000	1-0	1	0	0	0	0	0	0	0	.000	0	0	1	0	.000	0	0	0-0	1	0	0	1.000
6 Dyal, Ryan	.000	1-0	1	0	0	0	0	0	0	0	.000	0	0	1	0	.000	0	0	0-0	0	0	0	.000
Totals	.186	3	97	14	18	5	0	3	11	32	.330	9	4	22	1	.279	1	2	1-1	81	21	2	.981
Opponents	.238	3	101	12	24	4	1	4	11	42	.416	13	1	35	0	.330	0	2	1-2	81	32	2	.983

LOB - Team (18), Opp (24). DPs turned - Team (0), Opp (1). IBB - Team (1), DiChiara, S. 1.

(Corvallis Super Regional Sorted by Earned run avg)

Player	era	w-l	app	gs	cg	sho	sv	ip	h	r	er	bb	so	2b	3b	hr	b/avg	wp	hp	bk	sfa	sha
47 Sheehan, Tommy	0.00	1-0	1	0	0	0/0	0	3.1	2	0	0	1	3	0	0	0	.167	0	0	0	0	0
43 Isbell, Chase	0.00	0-0	1	0	0	0/0	0	2.2	0	0	0	2	4	0	0	0	.000	0	0	0	0	0
18 Barnett, Mason	2.08	0-0	1	1	0	0/0	0	4.1	5	1	1	3	5	0	1	0	.278	0	0	0	0	0
40 Burkhalter, Blake	2.45	0-0	2	0	0	0/0	2	3.2	2	1	1	0	7	1	0	0	.154	2	0	0	0	0
29 Skipper, Carson	3.60	1-0	2	0	0	0/0	0	5.0	3	2	2	2	9	0	0	1	.167	0	0	0	0	0
45 Gonzalez, Joseph	3.60	0-1	1	1	0	0/0	0	5.0	7	3	2	0	5	1	0	2	.350	0	0	0	0	1

41 Armstrong, John	0.00	0-0	2	0	0	0/0	0	1.2	1	0	0	1	0	0	0	0	.250	0	0	0	0	1
46 Allsup, Chase	13.50	0-0	1	0	0	0/0	0	0.2	1	1	1	1	0	0	0	0	.333	0	0	0	0	0
21 Bright, Trace	54.00	0-0	1	1	0	0/0	0	0.2	3	4	4	3	2	2	0	1	.600	0	1	0	0	0
Totals	3.67	2-1	3	3	0	0/0	2	27.0	24	12	11	13	35	4	1	4	.238	2	1	0	0	2
Opponents	4.33	1-2	3	3	0	0/0	1	27.0	18	14	13	9	22	5	0	3	.186	3	4	0	1	2

SBA/ATT - LaRue, N. (1-2), Gonzalez, J. (0-1), Allsup, C. (1-1).

GAME SUMMARY



**2022 Auburn Baseball
Games Summary for Auburn (as of Jun 14, 2022)
(All games)**



Score by innings	1	2	3	4	5	6	7	8	9	EX	Total
Auburn	55	51	64	57	57	48	47	44	21	3	447
Opponents	41	26	19	29	32	47	57	37	19	3	310

Record when ...

Overall	42-20	After 6 leading	31-4
Conference	16-13 trailing	4-12
Non-Conference	26-7 tied	7-4
Home games	25-9	After 7 leading	34-2
Away games	12-9 trailing	4-15
Neutral site	5-2 tied	3-2
Day games	15-11	After 8 leading	37-2
Night games	27-9 trailing	3-15
vs Left starter	10-5 tied	1-2
vs Right starter	32-15		
1-Run games	10-5	Hit 0 home runs	15-8
2-Run games	8-3	... 1 home run	11-4
5+Run games	16-5	... 2+ home runs	16-8
Extra innings	3-3		
Shutouts	4-1	Opponent 0 home runs	18-4
	 1 home run	17-6
Scoring 0-2 runs	2-6 2+ HRs	7-10
..... 3-5 runs	8-10		
..... 6-9 runs	16-4	Made 0 errors	22-5
..... 10+ runs	16-0 1 error	18-12
	 2+ errors	2-3
Opponent 0-2 runs	16-0		
..... 3-5 runs	18-9	Opp. made 0 errors	16-10
..... 6-9 runs	7-5 1 error	15-8
..... 10+ runs	1-6 2+ errors	11-2
Scored in 1st inning	13-6	Out-hit opponent	28-4
Opp. scored in 1st	15-8	Out-hit by opponent	8-15
Scores first	23-6	Hits are tied	6-1
Opp. scores first	19-14		

Record when team scores:

Runs	0	1	2	3	4	5	6	7	8	9	10+
W-L	0-1	0-2	2-3	2-4	4-5	2-1	8-2	2-0	5-2	1-0	16-0

Record when opponent scores:

Runs	0	1	2	3	4	5	6	7	8	9	10+
W-L	4-0	8-0	4-0	6-2	7-2	5-5	2-1	4-2	0-0	1-2	1-6

Record when leading after:

Inn.	1	2	3	4	5	6	7	8
W-L	10-5	20-4	28-5	30-3	35-3	31-4	34-2	37-2

Record when trailing after:

Inn.	1	2	3	4	5	6	7	8
W-L	12-7	11-8	6-10	6-12	3-14	4-12	4-15	3-15

Record when tied after:

Inn.	1	2	3	4	5	6	7	8
W-L	20-8	11-8	8-5	6-5	4-3	7-4	3-2	1-2

Current winning streak: 1

Longest winning streak: 7

Longest losing streak: 2

Home attendance : 123851 (34 dates avg = 3642)

Away attendance : 139525 (27 dates avg = 5167)

Total attendance: 263376 (61 dates avg = 4317)

TV/RADIO ROSTER



1 BLAKE RAMBUSCH



2 JOSH HALL



4 BRODY MOORE



5 KASON HOWELL



6 RYAN DYAL



7 COLE FOSTER



8 BRYSON WARE



9 CADE GRANZOW



11 GARRETT FARQUHAR



13 BEN SCHORR



14 BROOKS FULLER



16 CAM HILL



17 SONNY DICHIAIRO



18 MASON BARNETT



19 BROOKS CARLSON



20 HAYDEN MULLINS



21 TRACE BRIGHT



22 GARRETT WADE



23 PARKER CARLSON



27 BOBBY PEIRCE



28 NATE LARUE



29 CARSON SKIPPER



31 MIKE BELLO



32 CARSON SWILLING



34 BEN BOSSE



37 MASON LAND



40 BLAKE BURKHALTER




41 JOHN ARMSTRONG



43 CHASE ISBELL



44 GRANT NEWTON



45 JOSEPH GONZALEZ



46 CHASE ALLSUP



47 TOMMY SHEEHAN



50 JAKE WYANDT



51 LUKE BURK



52 JORDAN ARMSTRONG



54 KONNER COPELAND



57 TYLER DRABICK



72 BRODY MOSS



30 BUTCH THOMPSON



35 KARL NONEMAKER



39 GABE GROSS



15 TIM HUDSON