



# 2022 LITTLE ROCK BASEBALL

Assistant AD/Communications: Rand Champion Phone: (501) 351-3385 Email: rdchampion@ualr.edu

## 2022 SCHEDULE

Overall: 11-10 | Sun Belt: 1-5

### FEBRUARY

18	Eastern Illinois	L	0-11
19	Eastern Illinois	W	10-6
20	Eastern Illinois	W	11-4
25	Western Illinois	W	6-2
26	Western Illinois	W	8-3
27	Western Illinois	W	16-1

### MARCH

4	Southern Illinois	W	10-0
5	Southern Illinois	L	6-9
5	Southern Illinois	L	2-5
9	at Central Arkansas	L	1-3
11	North Alabama	W	5-1
12	North Alabama	W	5-2
13	North Alabama	W (7)	16-4
13	North Alabama	W (7)	3-2
16	Oral Roberts	L (7)	3-18
18	at Georgia State *	L	3-9
19	at Georgia State *	L	4-7
20	at Georgia State *	L	8-12
25	App State *	L (14)	2-5
26	App State *	W	7-4
27	App State *	L	5-10
29	at #2 Arkansas		6:30 p.m.
30	at #2 Arkansas		4 p.m.

### APRIL

1	at Troy *		6 p.m.
2	at Troy *		3 p.m.
3	at Troy *		1 p.m.
5	at UA-Pine Bluff		TBA
8	UT Arlington *		6 p.m.
9	UT Arlington *		6 p.m.
10	UT Arlington *		1 p.m.
12	Central Arkansas		6 p.m.
14	Arkansas State *		6 p.m.
15	Arkansas State *		6 p.m.
16	Arkansas State *		1 p.m.
19	at Louisiana Tech *		6 p.m.
22	at Texas State *		6 p.m.
23	at Texas State *		2:30 p.m.
24	at Texas State *		1 p.m.
27	Louisiana Tech		6 p.m.
29	ULM *		6 p.m.
30	ULM *		6 p.m.

### MAY

1	ULM *		1 p.m.
3	UA-Pine Bluff		6 p.m.
6	at Coastal Carolina *		5:30 p.m. CT
7	at Coastal Carolina *		1 p.m. CT
8	at Coastal Carolina *		12 p.m. CT
13	Georgia Southern *		6 p.m.
14	Georgia Southern *		6 p.m.
15	Georgia Southern *		1 p.m.
17	at Central Arkansas		6 p.m.
19	at Louisiana *		6 p.m.
20	at Louisiana *		6 p.m.
21	at Louisiana *		4 p.m.

\* Sun Belt Conference game | ^ Montgomery, Ala.

## GAMES 22-23

### LITTLE ROCK TROJANS (11-10, 1-5 SUN BELT)

Head Coach: Chris Curry (Arkansas Tech, 2008)

Record at Little Rock: 161-199 (8th season)

Overall Record: 161-199 (8th season)



### ARKANSAS RAZORBACKS (18-4, 5-1 SOUTHEASTERN)

Head Coach: Dave Van Horn (Arkansas, 1988)

Record at Arkansas: 768-406 (19th season)

Overall Record: 1,088-565 (27th season)



## GAME INFORMATION

### MEDIA

GAME ONE: Tuesday, March 29 | 6:30 p.m.

GAME TWO: Wednesday, March 30 | 4 p.m.

LOCATION: Fayetteville, Ark.

STADIUM: Baum-Walker Stadium (10,737)

WATCH: SEC Network + (Brett Dolan and Troy Eklund)

LIVE STATS: [TrojanStats.com](http://TrojanStats.com)

TWITTER UPDATES: @LittleRockBSB



### SERIES HISTORY

SERIES: Arkansas leads, 2-1

STREAK: Arkansas won 2

FIRST MEETING: Apr. 2, 2019 (W, 17-7)

LAST MEETING: Apr. 7, 2021 (L, 3-10)

LAST WIN IN LITTLE ROCK: N/A

LAST WIN IN FAYETTEVILLE: Apr. 2, 2019 (W, 17-7)

LAST WIN IN NEUTRAL: N/A

CURRY vs. ARKANSAS: 1-2 (.333)

## TALE OF THE TAPE

LR	AVERAGE	ARK
.311	AVERAGE	.272
131	RUNS	155
223	HITS	200
50	DOUBLES	44
5	TRIPLES	3
16	HOME RUNS	24
123	RBI	143
331	TOTAL BASES	322
.462	SLUGGING PCT.	.438
80	WALKS	118
38	STOLEN BASES	15
.960	FIELDING PCT.	.986
4.65	EARNED RUN AVERAGE	3.29
184.0	INNINGS PITCHED	194.0
169	HITS ALLOWED	153
120	RUNS ALLOWED	73
95	EARNED RUNS ALLOWED	71
102	WALKS	84
161	STRIKEOUTS	237
.240	OPPONENT AVG.	.218

## PROJECTED STARTERS

Pos.	#	Player	Avg.	AB	R	H	2B	3B	HR	RBI	SLG	BB	SB-ATT
C	32	Jake Wright	.235	68	10	16	4	0	3	13	.426	8	0-0
1B	24	Canyon McWilliams	.359	78	13	28	5	1	2	18	.526	6	1-1
2B	7	Jordan Hussein	.365	74	10	27	6	0	0	8	.446	7	4-4
SS	14	Aidan Garrett	.231	13	1	3	0	0	0	1	.231	2	0-0
or	2	Eldrige Figueroa	.292	65	13	19	2	2	0	5	.385	8	10-14
3B	6	Nathan Lyons	.405	74	13	30	3	0	0	11	.446	10	1-6
LF	5	Miguel Soto	.288	80	19	23	7	0	2	10	.450	8	10-10
CF	13	Tyler Williams	.300	80	18	24	7	1	2	18	.488	8	11-12
RF	8	Noah Dickerson	.363	80	21	29	8	1	6	23	.713	12	1-2
DH	1	Christian Bernabe	.323	31	4	10	2	0	0	5	.387	2	0-0
or	9	Jack Stroth	.271	48	7	13	6	0	1	11	.458	5	0-1

## PITCHING PROBABLES

	LITTLE ROCK		ARKANSAS
TUES	16 - Jacob Weatherley (So., RHP)	1-0   22.2 IP   5.96 ERA	vs. 38 - Mark Adamiak (So., RHP)
WED	TBA		2-0   8.2 IP   2.08 ERA
			vs. TBA



## NEWS AND NOTES

### SERIES HISTORY

Series Record	Arkansas leads, 2-1
Streak	Arkansas won 1
In Little Rock	0-0
In Fayetteville	1-2
Neutral	0-0

### CURRY vs. RAZORBACKS

Date	Location	Result	Score
4/2/19	Fayetteville	W	17-7
4/6/21	Fayetteville	L	2-7
4/7/21	Fayetteville	L	3-10

### TROJAN LEADERS

#### BATTING

Batting Average	.405	Nathan Lyons
Slugging Percentage	.713	Noah Dickerson
On Base Percentage	.484	Nathan Lyons
At Bats	80	Three Players
Runs Scored	21	Noah Dickerson
Hits	30	Nathan Lyons
Runs Batted In	23	Noah Dickerson
Doubles	8	Noah Dickerson
Triples	2	Eldrige Figueroa
Home Runs	6	Noah Dickerson
Total Bases	57	Noah Dickerson
Walks	12	Noah Dickerson
Stolen Bases	11	Tyler Williams

#### PITCHING

Earned Run Average	2.29	Hayden Arnold
Opposing Batting Avg.	.154	Matthew Davis
Wins	3	Hayden Arnold
Losses	3	Chance Vaught
Saves	2	Joey Martin
Innings Pitched	39.1	Hayden Arnold
Strikeouts	30	Hayden Arnold
Walks	13	Erik McKnight
Appearances	10	Sawyer Smallwood
Wild Pitches	6	Calvin Hunt
Balks	1	Davis, Lansville
Hit Batters	4	Hayden Arnold

### SCOUTING THE RAZORBACKS

Arkansas enters the week ranked #second nationally by D1Baseball.com, sitting at 18-4 on the year. The Razorbacks are coming off a series win at Missouri over the weekend and have been strong at home, posting a 14-2 record at Baum-Walker Stadium this season. As a team, Arkansas is batting .272, led by a .354 from Michael Turner with a team-high 24 RBI and four homeruns. On the mound, the Razorbacks boast a team ERA of 3.29, holding the opposition to a .218 average with 237 strikeouts.

### SERIES HISTORY

Little Rock and Arkansas have met three times previously with the Trojans earning the 17-7 win in the first-ever meeting in 2019. The Razorbacks swept the two-game midweek series in 2021, besting the Trojans 7-2 in game one before prevailing 10-3 in game two.

### THE WEEK THAT WAS

Little Rock played three highly contested games against App State over the weekend, but the Mountaineers took two of three at Gary Hogan Field, beginning with a 14-inning 5-2 loss in which Little Rock scored the game-tying run down to its last strike in the bottom of the ninth. The Trojans rebounded to take game two 7-4 and held a 4-0 lead early in game three before late runs proved costly in a 10-5 loss Sunday.

### LEADING THE LEAGUE

Little Rock enters this week ranked first in the Sun Belt in batting average and 19th nationally, hitting .311 as a team. The Trojans boast a .462 slugging percentage, second in the league and 65th nationally, complemented by a .391 on base percentage, also sitting second in the Sun Belt and 66th in the nation.

### NATURAL STATE SHOWDOWN

Little Rock's weekend series in Fayetteville will have a little extra meaning for a number of Trojans which hail from the Natural State. Little Rock's roster boasts 15 players from 11 different cities in the state of Arkansas with five of those Trojans expected to make the start Tuesday.

Expected Starter	Hometown	Pos.
Jake Wright	Bryant	C
Aidan Garrett	Benton	SS
Nathan Lyons	Bentonville	3B
Jack Stroth	Conway	C/DH
Jacob Weatherley	Jonesboro	RHP

### FACING THE BEST

Heading into the midweek series at Arkansas, Little Rock has played 27 games against ranked opponents during head coach Chris Curry's tenure, posting an 8-19 overall record. The Trojans went 2-3 against ranked opponents in 2021, taking two of three from #22 Southern Illinois before dropping a pair in Fayetteville against the second-ranked Razorbacks. Little Rock is 1-6 under Curry in games against top-10 foes with the victory coming in the 17-7 win over the ninth-ranked Razorbacks in 2019.

### TROJANS AMONG NCAA LEADERS

Heading into this week's games, Little Rock ranks among the NCAA top-50 in seven statistical team categories.

Category	Stat	NCAA	SBC
Doubles Per Game	2.38	18th	1st
Batting Average	.311	19th	1st
Double Plays/Game	0.90	26th	2nd
Double Plays	19	35th	2nd
Stolen Bases/Game	1.81	35th	2nd
Doubles	50	38th	2nd
Stolen Bases	38	43rd	3rd

### STRONG START FOR LYONS

Bentonville native Nathan Lyons makes his return to Northwest Arkansas leading the Trojans in batting average at .405, ranked 56th nationally and fourth in the Sun Belt. Little Rock boasts three of the top-nine hitters in the league, joined by Jordan Hussein (.365) in sixth and Noah Dickerson (.362) in ninth.

### BREAKOUT SEASON FOR DICKERSON

Junior Noah Dickerson has emerged as one of the top offensive threats for Little Rock early in 2022, leading the team in eight statistical categories, including slugging percentage (.713), RBI (23), doubles (eight), home runs (six), total bases (57) and walks (12).

### WRIGHT ON POSEY WATCH LIST

Junior catcher Jake Wright was named to the Buster Posey National Collegiate Catcher of the Year watch list earlier this spring. Wright is batting .250 with a pair of inside-the-park home runs and has gunned down 11 of 16 steal attempts on the year.

### QUICK HITTERS

- Little Rock is 0-2 in midweek games this season, falling at Central Arkansas 3-1 on March 9 before dropping an 18-3 decision to Oral Roberts at home on March 16.

- Heading into the two-game midweek series, Little Rock has played 18 of its 21 games this season within the Arkansas state lines. 17 of those games have been played at Gary Hogan Field with the 18th the easy road trip to Conway to play UCA.

- Eldrige Figueroa is questionable for this week's games with a back injury. If he does play in the games this week, he will hold the distinction as being the only player to have played in every Trojan vs. Razorback game in the series history.

- Little Rock has lost seven-straight against in-state opponents, dating back to the 7-2 win over UA-Pine Bluff on March 31, 2021. Little Rock is also looking for its first win away from Gary Hogan Field since the 7-3 win at Georgia State on May 20, 2021, a span of eight games.

- As a team, Little Rock is batting .335 with two outs in an inning as 62 of the Trojans' 131 runs have come with two outs.

- The Trojans have been efficient at the beginning of games, outscoring the opposition 57-25 in innings one through three. But Little Rock opponents have taken advantage late in games, outscoring the Trojans 61-38 from the sixth inning on.

## WE ARE LITTLE ROCK

As part of its rebranding as "Little Rocks Team," the athletic teams representing the University of Arkansas at Little Rock are now referred to as "Little Rock." In all instances, "LR" should be used on scoreboards or television graphics for abbreviation. We respectfully ask that you please refrain from using UALR, UA Little Rock, Ark-LR, Arkansas-Little Rock or any other name when referencing the Trojans.





## QUICK FACTS

### UNIVERSITY INFORMATION

Official Name	University of Arkansas at Little Rock
Preferred Nickname	Little Rock
Location	Little Rock, Ark.
Founded	1927
Enrollment	8,063 (Fall 2020)
Nickname	Trojans
Colors	Maroon and Gray
Conference	Sun Belt
Chancellor	Dr. Christina Drale
Director of Athletics	George Lee

### COACHING STAFF

Head Coach	Chris Curry
Alma Mater	Arkansas Tech, 2008
Little Rock Record	161-199 (8th season)
Overall Record	161-199 (8th season)
Assistant Coach (Hitting)	Noah Sanders
Alma Mater	Arkansas-Monticello, 2010
Assistant Coach (Pitching)	James Leverton
Alma Mater	Texas Tech, 2016
Volunteer Assistant	Christian Reyes
Director of Player Personell	Josh Krstulovich
Graduate Assistant	Josh Aguilar

### BASEBALL INFORMATION

2021 Record	21-30 (.412)
2021 Sun Belt Record/Finish	11-13 (.458) / T-3rd
2021 Sun Belt Tournament	0-2
Letterwinners Returning/Lost	19/7
Position Starters Returning/Lost	6/5
Pitchers Returning/Lost	10/2
Newcomers	16
Facility	Gary Hogan Field
Capacity	1,000 (550 seated)
Year Opened	1978 (as Curran Conway Field)
First Year of Baseball (Recorded)	1975
Overall All-Time Record	1,036-1,309-1 (.442)
First Year of Division I Baseball	1979
Overall Division I Record	965-1,221-1 (.441)
First Year of Sun Belt Conference Affiliation	1992
Overall Sun Belt Record	290-501 (.367)
Sun Belt Tournament Appearances	11
Sun Belt Tournament Champions	2011
NCAA Tournament Appearances	2011

### MEDIA INFORMATION

Assistant A.D./Baseball Contact	Rand Champion
Email	rdchampion@ualr.edu
Phone	(501) 351-3385
Twitter	@RandChampion
Athletic Department Phone	(501) 569-3167
Athletic Website	LRTrojans.com
Facebook	Little Rock Baseball
Twitter	@LittleRockBSB
Instagram	@littlerockbsb

## 2022 TROJAN ROSTER

No.	Name	B/T	Pos.	Ht.	Wt.	Yr.	Hometown / Previous School
1	Christian Bernabe	R/R	INF	6-0	200	Jr.	Deltona, Fla. / TNXL Academy
2	Eldrige Figueroa	S/R	INF	5-8	160	5th	Carolina, Puerto Rico / Ovieda H.S. (Fla.)
4	Noah Burgarello	L/R	INF	5-10	170	So.	Glendale, Ariz. / Paradise Valley C.C.
5	Miguel Soto	R/R	OF	6-1	205	Sr.	Kissimmee, Fla. / TNXL Academy
6	Nathan Lyons	R/R	INF	5-11	180	Sr.	Bentonville, Ark. / Bentonville H.S.
7	Jorden Hussein	R/R	INF	6-0	165	5th	Houston, Texas / Crowder College
8	Noah Dickerson	L/R	OF	6-4	190	Jr.	Windermere, Fla. / Stetson
9	Jack Stroth	R/R	C	5-10	200	Jr.	Conway, Ark. / Crowder College
10	Evan Vanek	R/R	RHP	6-4	200	So.	McKinney, Texas / San Jacinto College
12	Reese Lansville	R/R	RHP	5-10	200	Jr.	Centennial, Colo. / Northeast C.C. (Neb.)
13	Tyler Williams	R/R	OF	6-3	190	Jr.	Lilburn, Ga. / Redan H.S.
14	Aidan Garrett	L/R	INF	6-0	160	Fr.	Benton, Ark. / Benton H.S.
16	Jacob Weatherley	R/R	RHP	5-11	165	So.	Jonesboro, Ark. / Jonesboro H.S.
17	Tristan Hawkins	R/R	RHP	6-3	180	Fr.	Benton, Ark. / Benton H.S.
18	Preston Davis	L/R	RHP	6-3	230	Fr.	Texarkana, Texas / Redwater H.S.
19	Calvin Hunt	R/R	RHP	6-4	195	Jr.	Arvada, Colo. / Ralston Valley H.S.
20	Traejon Blake	R/R	INF	6-1	195	Fr.	England, Ark. / England H.S.
21	Andrew Pickering	L/R	OF	6-1	195	Fr.	Little Rock, Ark. / Joe T. Robinson H.S.
22	Joey Martin	R/L	LHP	6-0	175	Jr.	Comfort, Texas / Dallas Baptist
23	Jaxson Anderson	L/R	C	6-2	195	Fr.	Greenbrier, Ark. / Greenbrier H.S.
24	Canyon McWilliams	L/L	1B	6-1	240	Gr.	Shaker Heights, Ohio / Ohio Wesleyan
25	Michael Quevedo	L/L	LHP	6-0	195	Fr.	Deltona, Fla. / TNXL Academy
26	Ezra Gustafson	R/R	RHP	6-0	185	Fr.	Midwest City, Okla. / Carl Albert H.S.
28	Hoss Brewer	R/R	RHP	6-4	205	So.	Canton, Texas / Seminole State College
29	Matthew Davis	R/R	RHP	6-5	200	So.	Selma, Ala. / John T. Morgan Academy
30	Hayden Arnold	R/R	RHP	6-3	225	5th	Rison, Ark. / Watson Chapel H.S.
31	Chance Vaught	L/L	LHP	6-1	180	So.	Mobile, Ala. / Mobile Christian School
32	Jake Wright	R/R	C	5-10	190	Jr.	Bryant, Ark. / Murray State College
33	Austin Stubber	R/R	RHP	6-2	200	Jr.	Hope, Ark. / Hill College
34	Asher Hastings	L/L	LHP	6-0	150	Fr.	Little Rock, Ark. / Joe T. Robinson H.S.
35	Zane Neves	L/R	RHP	6-0	220	Jr.	Jonesboro, Ark. / St. John's River State College
36	Austin Smith	L/L	LHP	6-2	195	5th	Fort Worth, Texas / Howard College
37	Erik McKnight	R/R	RHP	6-2	210	Jr.	Littleton, Colo. / Heritage H.S.
39	Sawyer Smallwood	L/L	LHP	6-3	180	Sr.	Texarkana, Texas / Northeast Texas C.C.
40	Garrett DeHaas	R/R	RHP	6-3	250	So.	Meno, Okla. / Butler C.C.
41	Cole Somers	R/R	UTL	5-10	170	Fr.	Little Rock, Ark. / Baptist Prep
42	Graydon Martin	R/R	UTL	5-9	160	Fr.	Texarkana, Ark. / Arkansas H.S.
44	Cole Evans	R/R	RHP	6-5	235	5th	Liberal, Kan. / Seward County C.C.

## SUN BELT CONFERENCE

### SUN BELT STANDINGS

Through Games of Sunday, March 27, 2022

Team	Sun Belt		Overall	
	W-L	Pct.	W-L	Pct.
Texas State	5-1	.833	20-5	.800
Georgia Southern	5-1	.833	17-7	.708
South Alabama	4-2	.667	16-6	.727
Troy	4-2	.667	16-7	.696
Georgia State	4-2	.667	15-9	.625
ULM	3-2-1	.583	8-13-1	.386
App State	3-3	.500	9-13	.409
Coastal Carolina	2-3-1	.417	13-9-1	.587
Louisiana	2-4	.333	11-12	.478
UT Arlington	2-4	.333	8-15	.348
<b>LITTLE ROCK</b>	<b>1-5</b>	<b>.167</b>	<b>11-10</b>	<b>.524</b>
Arkansas State	0-6	.000	4-17	.190

### UPCOMING SCHEDULE

#### Tuesday, March 29

Georgia Southern at Georgia	5 p.m.
App State at UNC Asheville	5 p.m.
Georgia State at Mercer	5 p.m.
Central Arkansas at Arkansas State	6 p.m.
South Alabama at Alabama	6 p.m.
ULM at LSU	6 p.m.
Troy at Alabama State	6 p.m.
Louisiana at Southeastern Louisiana	6 p.m.
<b>Little Rock at Arkansas</b>	<b>6:30 p.m.</b>
Texas State at Sam Houston	6:30 p.m.
UT Arlington at Baylor	6:30 p.m.

#### Wednesday, March 30

Coastal Carolina at Wake Forest	3 p.m.
<b>Little Rock at Arkansas</b>	<b>4 p.m.</b>



## HEAD COACH CHRIS CURRY

# CHRIS CURRY

HEAD COACH | ARKANSAS TECH, 2008

SEVENTH SEASON AT LITTLE ROCK: 161-199 OVERALL, 85-91 SUN BELT



### THE CURRY FILE

#### PERSONAL

**Hometown:** Little Rock, Ark.  
**High School:** Conway H.S.  
**College:** Arkansas Tech, 2008  
**Family:** Chassity (wife), Caleb (son), Lily (daughter)

#### PLAYING EXPERIENCE

**1997-98:** Meridian C.C.  
**1999:** Mississippi State  
**1999:** Eugene Emeralds  
**2000-01:** Lansing Lugnuts  
**2001-02:** Daytona Cubs | West Tennessee Diamond Jaxx  
**2002:** Iowa Cubs  
**2003-05:** Norwich Navigators  
**2006:** Gary SouthShore RailCats

#### DRAFT SELECTIONS

**1996:** 26th round - San Francisco Giants  
**1997:** 17th round - Detroit Tigers  
**1998:** 52nd round - Detroit Tigers  
**1999:** 9th round - Chicago Cubs

#### COACHING EXPERIENCE

**2007:** Hendrix (Assistant Coach)  
**2008:** Arkansas Tech (Assistant Coach)  
**2009-10:** Arkansas (Assistant Coach)  
**2011-12:** Meridian C.C. (Head Coach)  
**2013-14:** Northwestern State (Assistant Coach)  
**2015-Present:** Little Rock (Head Coach)

### DIVISION I COACHING RECORD

Year	School	Overall	Pct.	Conf.	Pct.
2015	Little Rock	16-33	.327	12-17	.414
2016	Little Rock	26-28	.481	17-13	.567
2017	Little Rock	21-34	.382	11-18	.379
2018	Little Rock	28-28	.500	15-14	.517
2019	Little Rock	29-28	.509	18-11	.621
2020	Little Rock	9-8	.529	0-0	.000
2021	Little Rock	21-30	.412	11-13	.458
2022	Little Rock	11-10	.524	1-5	.167
<b>TOTALS</b>		<b>161-199</b>	<b>.447</b>	<b>85-91</b>	<b>.483</b>

Little Rock native Chris Curry is in his eighth season at the helm of the Trojan baseball program, named head baseball coach at Little Rock on July 1, 2014. Curry has made his mark in Little Rock with an overall record of 160-197, making postseason appearances in four of his first five seasons.

2021 saw more highlights for Curry's squad, headlined by Hayden Arnold named the Sun Belt Pitcher of the Year. He was joined by Aaron Barkley on the All-Sun Belt team as Little Rock started out the year strong, earning a series win over nationally-ranked Southern Illinois.

Little Rock won 11 conference games in 2021, upping Curry's career conference win total to 84 and become the program's all-time leader, surpassing the 76 from former head coach and stadium namesake Gary Hogan. His field continued to provide a unique advantage for Little Rock who finished 12-5 on its home turf, including Sun Belt sweeps over Texas State and South Alabama and a series win over Louisiana.

Curry's 2020 squad was making noise early in the season with Kale Emshoff and Aaron Funk emerging as Player of the Year candidates for the Sun Belt Conference. The duo ranked among the league leaders in a number of categories and had the Trojans gelling before the global coronavirus pandemic shut the season down on March 11, 2020.

The shutdown had an impact on the MLB Draft as well as it was limited to just five rounds, keeping Emshoff from possibly going down as the highest-ever draft pick in program history. The redshirt junior catcher was signed as a free agent by the Kansas City Royals and is ranked as one of their top-20 prospects, bringing Curry's count to nine Trojans signed by Major League programs since arriving at Little Rock.

2019 was a banner year for Curry and the program as Little Rock won 29 games, the most for the program since 2010, as the Trojans set a new benchmark for conference wins in a season with 18. Going 18-11, Little Rock earned the number three overall seed in the 2019 Sun Belt tournament, tied for its best seeding in program history.

One of the most memorable moments of the season came on April 2, 2019, when Little Rock earned a convincing 17-7 win over Arkansas, the reigning national runners-up, at Baum-Walker Stadium in the first meeting between the two schools. That spearheaded an impressive 8-0 record against teams from the Natural State as Little Rock became the first program in the state's history to defeat the other four Division I schools in the same season.

Individual accolades rolled in for the Trojans as Riley Pittman and Chandler Fidel were both named first team All-Sun Belt selections, followed by Pittman being named a CoSIDA Google Cloud Second Team All-American after becoming the program's all-time home run leader. Little Rock claimed the Sun Belt Conference's Academic Team achievement for the third-straight year (2017, 2018 and 2019) while extending the program's streak to 10-straight semesters of a team GPA above a 3.0.

Curry and the Trojans made their third consecutive Sun Belt Conference Tournament appearance in 2018. Little Rock finished the season with a 28 wins, the most since 2013. The Trojans won their fifth straight series against Texas State — a feat that had never been accomplished against another Sun Belt team since Little Rock joined the league in 1992. The Trojans reached an RPI of 31 during March, the highest in program history, with Justin Garcia being selected in the 17th round of the MLB Draft by the Arizona Diamondbacks.

In his second season in 2016, Curry was named the Sun Belt Conference's Coach of the Year after leading the Trojans to a 17-13 Sun Belt record and a third-place finish during the regular season, both program records. The Trojans were able to win six Sun Belt series for the year, tying the program record. Curry took the Trojans back to the Sun Belt Conference Tournament for the first time since 2013.

Little Rock had a pair of wins over No. 16 Louisiana, winning the season series for the second straight year against the Ragin' Cajuns. Under his guidance, the Trojans earned three All-Sun Belt selections while Ryan Scott earned Sun Belt Student-Athlete of the Year and Louisville Slugger First Team All-American.

Before coming to Little Rock, Curry was a top assistant and pitching coach at Northwestern State for two years and previously worked on the baseball staffs at Arkansas, Arkansas Tech, Hendrix and Meridian Community College.

In Curry's second year at Northwestern State, the Demons won 33 games and tied a school record with a 17-win improvement from the previous season, including a Southland Conference record 14-win increase in league play. NSU also boasted the Southland Conference Freshman of the Year and a Louisville Slugger Freshman All-American in right-handed pitcher Adam Oller. Center fielder Bret Underwood, who Curry recruited, was taken by the San Francisco Giants in the 20th round of the Major League Baseball First-Year Player Draft. Off the field, the Demons posted a team GPA of 3.0 or higher in each of the four semesters under Curry and head coach Lane Burroughs.

Prior to his stint at Northwestern State, Curry served as head coach of Meridian Community College from 2011-12. He went 69-44 in two seasons at Meridian, capturing a Miss-Lou Conference Championship and earning Coach of the Year honors in 2012. Curry coached two junior college All-Americans and produced the NJCAA national home run leader in both seasons. Two of his players were selected in the 2012 Major League Baseball Player's Draft while the team raised its cumulative GPA from 2.62 to 3.30 with Curry at the helm.

Curry worked as an assistant coach under head coach Dave Van Horn at Arkansas from 2009-10. He worked with the catchers and assisted with hitting duties in his time with the Razorbacks, which included a College World Series appearance in 2009 and an NCAA Super Regional in 2010.

In 2009, Arkansas led the Southeastern Conference in runners caught stealing after placing last in the league in that category the year before Curry's arrival. The Razorbacks led the SEC with just three passed balls in 2010.

Curry's coaching career began as an assistant coach at both Hendrix (2007) and Arkansas Tech (2008), coming following the completion of Curry's seven-year pro playing career. He made appearances in major league spring training games from 2002-05 and allowed him to catch big leaguers Kerry Wood, Carlos Zambrano, Mark Prior and Tom Gordon.

Curry worked his way up to the Chicago Cubs' Triple-A affiliate between 1999-02. He finished his pro career as an All-Star with the independent Northern League's Gary SouthShore Railcats in 2006.

Curry played his high school baseball at Conway High School and was an All-State pitcher and catcher for the Wampus Cats. He played two seasons at Meridian CC and was Baseball America's No. 1-rated junior college prospect in the nation in 1998. He was the starting catcher for Team USA's Junior College All-Star Team that same year.

Following two All-Miss-Lou Conference and All-Region 23 seasons at Meridian CC, Curry signed with legendary coach Ron Polk at Mississippi State. He led all SEC catchers in fielding percentage in 1999 before being chosen by the Chicago Cubs in the ninth round of the 1999 MLB Draft.

A veteran of seven years as a catcher in professional baseball with the Chicago Cubs and San Francisco Giants organizations, Curry's selection by Chicago marked his fourth time being drafted. He was selected by the San Francisco Giants in the 26th round as a high school senior in 1996 and twice by the Detroit Tiger, first in the 17th round in 1997 and again in the 52nd round in 1998.

Curry was a 1998 Cape Cod League All-Star and in 2018 was inducted into the Mississippi Junior College Hall of Fame for his playing career while at Meridian.

He is married to the former Chassity Cossey of Hamburg, Arkansas. The couple has one son, Caleb Christopher, and one daughter, Lily Marie.





## 2022 LITTLE ROCK GAME RESULTS

Date	Opponent	Score	Little Rock		Opponent		Inns	Overall	Sun Belt	Pitcher of record	Attend	Time
			R-H-E	R-H-E	R-H-E	R-H-E						
Feb. 18, 2022	EASTERN ILLINOIS	L	0-11	0-5-1	11-8-0	9	0-1	0-0	Arnold,H (L 0-1)	328	2:53	
Feb. 19, 2022	EASTERN ILLINOIS	W	10-6	10-12-2	6-9-2	9	1-1	0-0	Gustafson,E (W 1-0)	468	3:18	
Feb. 20, 2022	EASTERN ILLINOIS	W	11-4	11-16-4	4-4-0	9	2-1	0-0	Smallwood,S (W 1-0)	358	3:00	
Feb. 25, 2022	WESTERN ILLINOIS	W	6-2	6-7-2	2-6-1	9	3-1	0-0	Arnold,H (W 1-1)	204	2:53	
Feb. 26, 2022	WESTERN ILLINOIS	W	8-3	8-7-3	3-7-1	9	4-1	0-0	Smallwood,S (W 1-0)	179	3:00	
Feb. 27, 2022	WESTERN ILLINOIS	W	16-1	16-22-1	1-5-3	9	5-1	0-0	McKnight,E (W 1-0)	209	2:47	
Mar. 4, 2022	SOUTHERN ILLINOIS	W	10-0	10-12-0	0-4-0	9	6-1	0-0	Arnold,H (W 2-1)	337	2:15	
Mar. 5, 2022	SOUTHERN ILLINOIS	L	6-9	6-15-0	9-15-1	9	6-2	0-0	Davis,M (L 0-1)	337	3:07	
Mar. 5, 2022	SOUTHERN ILLINOIS	L	2-5	2-10-2	5-6-0	9	6-3	0-0	McKnight,E (L 1-1)	337	2:37	
Mar. 7, 2022	at Central Arkansas	L	1-3	1-6-2	3-3-1	9	6-4	0-0	Davis,M (L 0-2)	295	2:07	
Mar. 11, 2022	NORTH ALABAMA	W	5-1	5-6-1	1-4-0	9	7-4	0-0	Arnold,H (W 3-1)	121	2:30	
Mar. 12, 2022	NORTH ALABAMA	W	5-4	5-7-2	4-9-2	9	8-4	0-0	Weatherley,J (W 1-0)	277	2:45	
Mar. 13, 2022	NORTH ALABAMA	W	16-4	16-17-0	4-7-0	7	9-4	0-0	McKnight,E (W 2-1)	153	2:00	
Mar. 13, 2022	NORTH ALABAMA	W	3-2	3-10-1	2-5-0	7	10-4	0-0	Brewer,H (W 1-0)	157	1:54	
Mar. 16, 2022	ORAL ROBERTS	L	3-18	3-5-2	18-10-0	7	10-5	0-0	Vaught,C (L 0-1)	237	2:45	
Mar. 18, 2022	at Georgia State *	L	3-9	3-11-1	9-13-2	9	10-6	0-1	Arnold,H (3-2)	305	3:17	
Mar. 19, 2022	at Georgia State *	L	4-7	4-8-1	7-9-0	9	10-7	0-2	Smallwood,S (L 2-1)	395	2:45	
Mar. 20, 2022	at Georgia State *	L	8-12	8-12-3	12-14-0	9	10-8	0-3	Vaught,C (L 0-2)	391	3:52	
Mar. 25, 2022	APP STATE *	L	2-5	2-16-1	5-9-1	(14)	10-9	0-4	Smallwood,S (L 2-2)	169	4:43	
Mar. 26, 2022	APP STATE *	W	7-4	7-9-2	4-9-1	9	11-9	1-4	Vaught,C (W 1-2)	136	3:21	
Mar. 27, 2022	APP STATE *	L	5-10	5-10-1	10-13-2	9	11-10	1-5	Vaught,C (L 1-3)	127	3:26	

\* - Sun Belt Conference game



## 2022 LITTLE ROCK OVERALL STATISTICS

2022 RECORD: 11-10 | SUN BELT: 1-5 | HOME: 11-6 | AWAY: 0-4 | NEUTRAL: 0-0

### INDIVIDUAL BATTING

Player	AVG	GP	GS	AB	R	H	2B	3B	HR	RBI	TB	SLG%	BB	HBP	SO	GDP	OB%	SF	SH	SB	ATT	PO	A	E	FLD%		
6 Lyons, Nathan	.405	21	21	74	13	30	3	0	0	11	33	.446	10	4	12	1	.484	3	0	1	6	7	43	2	.962		
7 Hussein, Jordan	.365	21	20	74	10	27	6	0	0	8	33	.446	7	0	9	1	.420	0	1	4	4	38	52	2	.978		
8 Dickerson, Noah	.363	21	21	80	21	29	8	1	6	23	57	.713	12	1	15	1	.452	0	0	1	2	42	2	0	1.000		
24 McWilliams, Canyon	.359	21	21	78	13	28	5	1	2	18	41	.526	6	3	11	1	.411	3	0	1	1	176	7	4	.979		
13 Williams, Tyler	.300	21	21	80	18	24	7	1	2	18	39	.488	8	3	33	2	.372	3	0	11	12	40	0	2	.952		
2 Figueroa, Eldrige	.292	20	18	65	13	19	2	2	0	5	25	.385	8	5	13	1	.410	0	1	10	14	22	50	14	.837		
5 Soto, Miguel	.288	21	21	80	19	23	7	0	2	10	36	.450	8	0	19	2	.348	1	0	10	10	36	1	1	.974		
9 Stroth, Jack	.271	16	13	48	7	13	6	0	1	11	22	.458	5	1	16	0	.352	0	0	0	1	25	2	0	1.000		
32 Wright, Jake	.235	19	19	68	10	16	4	0	3	13	29	.426	8	3	15	0	.338	1	0	0	0	132	20	1	.993		
-----																											
1 Bernabe, Christian	.323	11	7	31	4	10	2	0	0	5	12	.387	2	1	2	1	.382	0	0	0	0	16	6	1	.957		
14 Garrett, Aidan	.231	8	3	13	1	3	0	0	0	1	3	.231	2	0	5	0	.333	0	1	0	0	6	13	0	1.000		
23 Anderson, Jaxson	.167	4	0	6	1	1	0	0	0	0	1	.167	0	0	3	0	.167	0	0	0	0	4	0	0	1.000		
21 Pickering, Andrew	.000	8	3	14	0	0	0	0	0	0	0	.000	2	0	6	0	.125	0	1	0	0	0	0	0	.000		
4 Burgarello, Noah	.000	5	1	6	1	0	0	0	0	0	0	.000	2	0	2	0	.250	0	0	0	0	1	0	0	1.000		
<b>TOTALS</b>	<b>.311</b>	<b>21</b>	<b>21</b>	<b>717</b>	<b>131</b>	<b>223</b>	<b>50</b>	<b>5</b>	<b>16</b>	<b>123</b>	<b>331</b>	<b>.462</b>	<b>80</b>	<b>21</b>	<b>161</b>	<b>10</b>	<b>.391</b>	<b>11</b>	<b>4</b>	<b>38</b>	<b>50</b>	<b>552</b>	<b>216</b>	<b>32</b>	<b>.960</b>		
<b>OPPONENTS</b>	<b>.240</b>	<b>21</b>	<b>21</b>	<b>704</b>	<b>120</b>	<b>169</b>	<b>30</b>	<b>2</b>	<b>19</b>	<b>108</b>	<b>260</b>	<b>.369</b>	<b>102</b>	<b>24</b>	<b>161</b>	<b>15</b>	<b>.354</b>	<b>4</b>	<b>4</b>	<b>21</b>	<b>33</b>	<b>531</b>	<b>170</b>	<b>17</b>	<b>.976</b>		

LOB - Team (172), Opp (166). DPs turned - Team (19), Opp (13). CI - Team (0), Opp (1). IBB - Team (3), Dickerson,N 2, McWilliams,C 1, Opp (4).

### INDIVIDUAL PITCHING

Player	ERA	W	L	APP	GS	CG	SHO	CBO	SV	IP	H	R	ER	BB	SO	2B	3B	HR	AB	B/Avg	WP	HBP	BK	SFA	SHA		
30 Arnold, Hayden	2.29	3	2	6	6	0	0	1	0	39.1	26	11	10	6	30	6	0	3	141	.184	2	4	0	1	1		
28 Brewer, Hoss	2.77	1	0	6	3	1	0	0	1	26.0	21	8	8	11	28	1	0	3	99	.212	0	1	0	0	0		
37 McKnight, Erik	4.78	2	1	6	6	0	0	0	0	26.1	28	20	14	13	19	7	1	1	105	.267	1	3	0	1	1		
16 Weatherley, Jacob	5.96	1	0	8	4	0	0	0	0	22.2	31	20	15	11	15	4	1	2	96	.323	1	3	0	0	1		
-----																											
10 Vanek, Evan	0.00	0	0	4	0	0	0	0	0	3.2	2	3	0	3	4	0	0	0	14	.143	1	3	0	0	0		
12 Lansville, Reese	0.00	0	0	4	0	0	0	0	0	3.1	3	1	0	3	2	1	0	0	12	.250	0	0	1	0	0		
39 Smallwood, Sawyer	2.61	2	2	10	0	0	0	0	1	20.2	13	6	6	4	23	0	0	1	73	.178	0	2	0	0	0		
22 Martin, Joey	3.27	0	0	8	0	0	0	0	2	11.0	8	4	4	6	11	2	0	2	41	.195	3	2	0	1	0		
29 Davis, Matthew	4.91	0	2	5	1	0	0	0	1	7.1	4	6	4	12	9	2	0	0	26	.154	1	2	1	0	0		
18 Davis, Preston	9.00	0	0	5	0	0	0	1	0	3.0	5	3	3	4	2	1	0	0	13	.385	0	1	0	0	0		
36 Smith, Austin	9.53	0	0	6	0	0	0	0	0	5.2	5	6	6	7	3	1	0	0	21	.238	3	1	0	0	0		
31 Vaught, Chance	9.82	1	3	7	1	0	0	1	0	7.1	9	14	8	10	6	3	0	3	28	.321	2	1	0	0	1		
26 Gustafson, Ezra	10.12	1	0	4	0	0	0	0	0	2.2	6	3	3	0	0	1	0	1	12	.500	1	0	0	1	0		
19 Hunt, Calvin	18.00	0	0	6	0	0	0	0	0	4.0	5	9	8	8	6	1	0	1	17	.294	6	1	0	0	0		
40 DeHaas, Garrett	36.00	0	0	2	0	0	0	0	0	1.0	3	4	4	2	3	0	0	2	6	.500	0	0	0	0	0		
33 Stubber, Austin	99.00	0	0	1	0	0	0	0	0	0.0	0	2	2	2	0	0	0	0	0	.000	0	0	0	0	0		
<b>TOTALS</b>	<b>4.65</b>	<b>11</b>	<b>10</b>	<b>21</b>	<b>21</b>	<b>1</b>	<b>1</b>	<b>1</b>	<b>5</b>	<b>184.0</b>	<b>169</b>	<b>120</b>	<b>95</b>	<b>102</b>	<b>161</b>	<b>30</b>	<b>2</b>	<b>19</b>	<b>704</b>	<b>.240</b>	<b>21</b>	<b>24</b>	<b>2</b>	<b>4</b>	<b>4</b>		
<b>OPPONENTS</b>	<b>6.41</b>	<b>10</b>	<b>11</b>	<b>21</b>	<b>21</b>	<b>0</b>	<b>1</b>	<b>1</b>	<b>7</b>	<b>177.0</b>	<b>223</b>	<b>131</b>	<b>126</b>	<b>80</b>	<b>161</b>	<b>50</b>	<b>5</b>	<b>16</b>	<b>717</b>	<b>.311</b>	<b>28</b>	<b>21</b>	<b>1</b>	<b>11</b>	<b>4</b>		

PB - Team (4), Stroth,J 2, Wright,J 2. Pickoffs - Team (1), Wright,J 1. SBA/ATT - Wright,J (16-27), Arnold,H (4-8), Brewer,H (5-5), Weatherley,J (1-5), Stroth,J (5-5), McKnight,E (5-5), Davis,P (2-3), Smith,A (2-2), Vaught,C (1-2), Martin,J (0-1), Lansville,R (1-1), Smallwood,S (0-1).



## 2022 LITTLE ROCK CONFERENCE STATISTICS

2022 RECORD: 11-10 | SUN BELT: 1-5 | HOME: 11-6 | AWAY: 0-4 | NEUTRAL: 0-0

### INDIVIDUAL BATTING

Player	AVG	GP	GS	AB	R	H	2B	3B	HR	RBI	TB	SLG%	BB	HBP	SO	GDP	OB%	SF	SH	SB	ATT	PO	A	E	FLD%		
6 Lyons, Nathan	.462	6	6	26	3	12	1	0	0	4	13	.500	3	1	5	0	.516	1	0	0	2	2	13	1	.938		
24 McWilliams, Canyon	.423	6	6	26	4	11	2	0	1	5	16	.615	1	1	6	0	.448	1	0	0	0	47	4	0	1.000		
8 Dickerson, Noah	.346	6	6	26	4	9	2	0	0	4	11	.423	3	1	6	0	.433	0	0	0	0	11	0	0	1.000		
13 Williams, Tyler	.346	6	6	26	6	9	2	0	1	6	14	.538	2	0	12	0	.379	1	0	0	0	12	0	0	1.000		
7 Hussein, Jordan	.308	6	5	26	2	8	2	0	0	1	10	.385	2	0	2	1	.357	0	1	0	0	9	12	1	.955		
1 Bernabe, Christia	.300	5	5	20	2	6	1	0	0	3	7	.350	2	1	2	0	.391	0	0	0	0	12	5	0	1.000		
5 Soto, Miguel	.154	6	6	26	2	4	1	0	0	3	5	.192	0	0	5	1	.148	1	0	1	1	6	1	0	1.000		
32 Wright, Jake	.150	5	5	20	1	3	1	0	0	0	4	.200	1	2	4	0	.261	0	0	0	0	48	11	1	.983		
2 Figueroa, Eldrige	.118	5	3	17	1	2	0	1	0	1	4	.235	1	0	4	1	.167	0	0	0	1	2	4	3	.667		
-----																											
9 Stroth, Jack	.222	3	3	9	3	2	1	0	0	0	3	.333	3	0	1	0	.417	0	0	0	0	11	1	0	1.000		
14 Garrett, Aidan	.000	3	3	7	1	0	0	0	0	0	0	.000	1	0	3	0	.125	0	0	0	0	4	9	0	1.000		
-----																											
<b>TOTALS</b>	<b>.288</b>	<b>6</b>	<b>6</b>	<b>229</b>	<b>29</b>	<b>66</b>	<b>13</b>	<b>1</b>	<b>2</b>	<b>27</b>	<b>87</b>	<b>.380</b>	<b>19</b>	<b>6</b>	<b>50</b>	<b>3</b>	<b>.353</b>	<b>4</b>	<b>1</b>	<b>1</b>	<b>4</b>	<b>168</b>	<b>66</b>	<b>9</b>	<b>.963</b>		
<b>OPPONENTS</b>	<b>.295</b>	<b>6</b>	<b>6</b>	<b>227</b>	<b>47</b>	<b>67</b>	<b>13</b>	<b>0</b>	<b>12</b>	<b>44</b>	<b>116</b>	<b>.511</b>	<b>34</b>	<b>8</b>	<b>63</b>	<b>1</b>	<b>.402</b>	<b>2</b>	<b>3</b>	<b>10</b>	<b>16</b>	<b>174</b>	<b>53</b>	<b>6</b>	<b>.974</b>		

LOB - Team (23), Opp (32). DPs turned - Team (0), Opp (4). IBB - Team (1), Dickerson,N 1, Opp (3).

### INDIVIDUAL PITCHING

Player	ERA	W	L	APP	GS	CG	SHO	CBO	SV	IP	H	R	ER	BB	SO	2B	3B	HR	AB	B/Avg	WP	HBP	BK	SFA	SHA		
39 Smallwood, Sawyer	3.24	0	2	4	0	0	0	0	0	8.1	6	3	3	2	9	0	0	1	31	.194	0	1	0	0	0		
30 Arnold, Hayden	5.11	0	1	2	2	0	0	0	0	12.1	12	7	7	3	11	1	0	3	49	.245	2	0	0	0	0		
28 Brewer, Hoss	5.19	0	0	2	2	0	0	0	0	8.2	9	5	5	5	12	0	0	3	35	.257	0	1	0	0	0		
37 McKnight, Erik	6.75	0	0	2	2	0	0	0	0	8.0	12	9	6	4	8	5	0	0	36	.333	1	2	0	1	1		
-----																											
10 Vanek, Evan	0.00	0	0	1	0	0	0	0	0	1.0	1	0	0	0	1	0	0	0	3	.333	0	1	0	0	0		
12 Lansville, Reese	0.00	0	0	1	0	0	0	0	0	1.0	1	1	0	2	1	1	0	0	4	.250	0	0	1	0	0		
19 Hunt, Calvin	0.00	0	0	2	0	0	0	0	0	0.1	0	0	0	2	1	0	0	0	1	.000	3	0	0	0	0		
22 Martin, Joey	3.18	0	0	4	0	0	0	0	1	5.2	4	2	2	4	9	1	0	1	20	.200	3	1	0	1	0		
31 Vaught, Chance	12.60	1	2	4	0	0	0	0	0	5.0	6	7	7	6	5	2	0	2	18	.333	2	0	0	0	1		
16 Weatherley, Jacob	13.50	0	0	4	0	0	0	0	0	3.1	9	6	5	4	4	1	0	2	17	.529	1	0	0	0	1		
36 Smith, Austin	16.20	0	0	2	0	0	0	0	0	1.2	2	3	3	1	1	1	0	0	7	.286	0	1	0	0	0		
18 Davis, Preston	27.00	0	0	3	0	0	0	0	0	0.2	3	2	2	1	1	0	0	0	4	.750	0	1	0	0	0		
26 Gustafson, Ezra	99.00	0	0	1	0	0	0	0	0	0.0	2	2	2	0	0	1	0	0	2	1.000	1	0	0	0	0		
-----																											
<b>TOTALS</b>	<b>6.75</b>	<b>1</b>	<b>5</b>	<b>6</b>	<b>6</b>	<b>0</b>	<b>0</b>	<b>0</b>	<b>1</b>	<b>56.0</b>	<b>67</b>	<b>47</b>	<b>42</b>	<b>34</b>	<b>63</b>	<b>13</b>	<b>0</b>	<b>12</b>	<b>227</b>	<b>.295</b>	<b>13</b>	<b>8</b>	<b>1</b>	<b>2</b>	<b>3</b>		
<b>OPPONENTS</b>	<b>4.34</b>	<b>5</b>	<b>1</b>	<b>6</b>	<b>6</b>	<b>0</b>	<b>0</b>	<b>0</b>	<b>3</b>	<b>58.0</b>	<b>66</b>	<b>29</b>	<b>28</b>	<b>19</b>	<b>50</b>	<b>13</b>	<b>1</b>	<b>2</b>	<b>229</b>	<b>.288</b>	<b>7</b>	<b>6</b>	<b>0</b>	<b>4</b>	<b>1</b>		

PB - Team (1), Stroth,J 1. Pickoffs - Team (1), Wright,J 1. SBA/ATT - Wright,J (8-13), Davis,P (2-3), Brewer,H (2-2), Vaught,C (1-2), McKnight,E (2-2), Weatherley,J (1-2), Stroth,J (2-2), Martin,J (0-1), Arnold,H (0-1), Smith,A (1-1), Lansville,R (1-1), Smallwood,S (0-1).



## 2022 LITTLE ROCK GAME-BY-GAME STATISTICS

### GAME-BY-GAME HITTING

Date	Opponent	AB	R	H	RBI	2B	3B	HR	TB	BB	IBB	SB	CS	HBP	SAC	SF	GDP	K	PO	A	E	LOB	Avg
Feb. 18, 2022	EASTERN ILLINOIS	30	0	5	0	1	0	0	6	3	0	0	0	0	0	0	1	9	27	8	1	6	.167
Feb. 19, 2022	EASTERN ILLINOIS	35	10	12	8	4	0	1	19	8	1	11	0	2	0	0	1	7	27	9	2	11	.262
Feb. 20, 2022	EASTERN ILLINOIS	38	11	16	11	4	0	2	26	3	0	2	1	0	0	0	0	7	27	14	4	6	.320
Feb. 25, 2022	WESTERN ILLINOIS	30	6	7	6	2	1	1	14	7	1	3	1	5	1	1	0	7	27	12	2	14	.301
Feb. 26, 2022	WESTERN ILLINOIS	29	8	7	5	3	0	0	10	9	0	3	2	2	0	0	0	4	27	13	3	8	.290
Feb. 27, 2022	WESTERN ILLINOIS	42	16	22	16	6	0	1	31	5	0	2	1	1	0	3	0	8	27	9	1	11	.338
Mar. 4, 2022	SOUTHERN ILLINOIS	36	10	12	10	4	1	1	21	4	0	1	0	0	0	0	0	10	27	9	0	6	.338
Mar. 5, 2022	SOUTHERN ILLINOIS	39	6	15	6	0	0	3	24	3	0	2	0	0	0	0	4	6	27	11	0	9	.344
Mar. 5, 2022	SOUTHERN ILLINOIS	34	2	10	2	3	0	0	13	2	0	1	1	1	0	1	0	9	27	9	2	9	.339
Mar. 7, 2022	at Central Arkansas	33	1	6	0	1	0	0	7	0	0	1	0	0	1	0	0	7	24	10	2	6	.324
Mar. 11, 2022	NORTH ALABAMA	28	5	6	5	2	0	1	11	6	0	2	1	1	1	0	0	8	27	7	1	7	.316
Mar. 12, 2022	NORTH ALABAMA	30	5	7	5	0	0	0	7	3	0	5	0	3	0	1	0	12	27	14	2	9	.309
Mar. 13, 2022	NORTH ALABAMA	35	16	17	16	5	1	2	30	4	0	1	0	0	0	0	0	6	21	11	0	5	.323
Mar. 13, 2022	NORTH ALABAMA	24	3	10	3	1	0	0	11	1	0	2	2	0	0	0	1	5	21	10	1	4	.328
Mar. 16, 2022	ORAL ROBERTS	25	3	5	3	1	1	2	14	3	0	1	0	0	0	1	0	6	21	4	2	5	.322
Mar. 18, 2022	at Georgia State *	38	3	11	3	2	0	0	13	3	0	0	0	0	0	0	0	7	24	10	1	11	.319
Mar. 19, 2022	at Georgia State *	32	4	8	4	1	1	0	11	3	1	0	0	3	1	1	1	9	24	10	1	9	.315
Mar. 20, 2022	at Georgia State *	35	8	12	6	3	0	1	18	3	0	0	1	0	0	0	1	4	24	6	3	3	.317
Mar. 25, 2022	APP STATE *	57	2	16	2	1	0	0	17	5	0	0	1	1	0	0	1	14	42	16	1	19	.314
Mar. 26, 2022	APP STATE *	30	7	9	7	4	0	0	13	4	0	0	0	2	0	2	0	8	27	11	2	7	.313
Mar. 27, 2022	APP STATE *	37	5	10	5	2	0	1	15	1	0	1	1	0	0	1	0	8	27	13	1	7	.311
<b>TOTALS</b>		<b>717</b>	<b>131</b>	<b>223</b>	<b>123</b>	<b>50</b>	<b>5</b>	<b>16</b>	<b>331</b>	<b>80</b>	<b>3</b>	<b>38</b>	<b>12</b>	<b>21</b>	<b>4</b>	<b>11</b>	<b>10</b>	<b>161</b>	<b>552</b>	<b>216</b>	<b>32</b>	<b>172</b>	<b>.311</b>





## 2022 LITTLE ROCK GAME-BY-GAME STATISTICS

### GAME-BY-GAME PITCHING

Date	Opponent	IP	H	R	ER	BB	SO	2B	3B	HR	WP	BK	HBP	DP	IBB	Score	W	L	SV	ERA
Feb. 18, 2022	EASTERN ILLINOIS	9.0	8	11	10	8	9	4	0	0	2	0	1	0	0	0-11	0	1	0	10.00
Feb. 19, 2022	EASTERN ILLINOIS	9.0	9	6	5	4	6	1	1	1	0	0	2	2	0	10-6	1	1	1	7.50
Feb. 20, 2022	EASTERN ILLINOIS	9.0	4	4	0	4	6	0	0	0	0	0	0	2	0	11-4	2	1	1	5.00
Feb. 25, 2022	WESTERN ILLINOIS	9.0	6	2	1	1	7	3	0	0	0	0	1	1	0	6-2	3	1	2	4.00
Feb. 26, 2022	WESTERN ILLINOIS	9.0	7	3	1	1	11	0	0	0	0	0	1	2	0	8-3	4	1	3	3.40
Feb. 27, 2022	WESTERN ILLINOIS	9.0	5	1	1	3	8	0	0	0	2	0	1	1	0	16-1	5	1	3	3.00
Mar. 4, 2022	SOUTHERN ILLINOIS	9.0	4	0	0	2	7	1	0	0	0	0	0	1	0	10-0	6	1	3	2.57
Mar. 5, 2022	SOUTHERN ILLINOIS	9.0	15	9	9	12	5	3	0	2	1	0	1	0	0	6-9	6	2	3	3.38
Mar. 5, 2022	SOUTHERN ILLINOIS	9.0	6	5	5	4	6	0	0	1	0	0	1	1	0	2-5	6	3	3	3.56
Mar. 7, 2022	at Central Arkansas	8.0	3	3	1	5	7	0	0	0	1	1	0	1	0	1-3	6	4	3	3.34
Mar. 11, 2022	NORTH ALABAMA	9.0	4	1	1	1	6	0	0	0	0	0	3	0	0	5-1	7	4	3	3.12
Mar. 12, 2022	NORTH ALABAMA	9.0	9	4	3	3	5	0	0	0	0	0	1	1	0	5-4	8	4	4	3.11
Mar. 13, 2022	NORTH ALABAMA	7.0	7	4	4	4	4	2	1	0	0	0	0	3	0	16-4	9	4	4	3.24
Mar. 13, 2022	NORTH ALABAMA	7.0	5	2	2	3	4	1	0	0	0	0	0	0	0	3-2	10	4	4	3.20
Mar. 16, 2022	ORAL ROBERTS	7.0	10	18	10	13	7	2	0	3	2	0	4	1	0	3-18	10	5	4	3.73
Mar. 18, 2022	at Georgia State *	8.0	13	9	9	3	7	2	0	1	3	0	1	0	0	3-9	10	6	4	4.10
Mar. 19, 2022	at Georgia State *	8.0	9	7	6	5	10	0	0	5	2	0	2	0	2	4-7	10	7	4	4.25
Mar. 20, 2022	at Georgia State *	8.0	14	12	8	10	12	3	0	4	1	1	3	0	1	8-12	10	8	4	4.50
Mar. 25, 2022	APP STATE *	14.0	9	5	5	3	16	1	0	2	0	0	0	1	0	2-5	10	9	4	4.39
Mar. 26, 2022	APP STATE *	9.0	9	4	4	5	12	1	0	0	2	0	1	0	0	7-4	11	9	5	4.37
Mar. 27, 2022	APP STATE *	9.0	13	10	10	8	6	6	0	0	5	0	1	2	1	5-10	11	10	5	4.65
<b>TOTALS</b>		<b>184.0</b>	<b>169</b>	<b>120</b>	<b>95</b>	<b>102</b>	<b>161</b>	<b>30</b>	<b>2</b>	<b>19</b>	<b>21</b>	<b>2</b>	<b>24</b>	<b>19</b>	<b>4</b>	<b>131-120</b>	<b>11</b>	<b>10</b>	<b>5</b>	<b>4.65</b>



## 2022 LITTLE ROCK STARTERS

### STARTERS BY POSITION

Date	Opponent	P	C	1B	2B	SS	3B	LF	CF	RF	DH
Feb. 18, 2022	Eastern Illinois	Arnold	Wright	McWilliams	Hussein	Figueroa	Lyons	Soto	Williams	Dickerson	Pickering
Feb. 19, 2022	Eastern Illinois	Weatherley	Wright	McWilliams	Hussein	Figueroa	Lyons	Soto	Williams	Dickerson	Pickering
Feb. 20, 2022	Eastern Illinois	McKnight	Wright	McWilliams	Hussein	Figueroa	Lyons	Soto	Williams	Dickerson	Stroth
Feb. 25, 2022	Western Illinois	Arnold	Wright	McWilliams	Hussein	Figueroa	Lyons	Soto	Williams	Dickerson	Pickering
Feb. 26, 2022	Western Illinois	Weatherley	Wright	McWilliams	Hussein	Figueroa	Lyons	Soto	Williams	Dickerson	Stroth
Feb. 27, 2022	Western Illinois	McKnight	Wright	McWilliams	Hussein	Figueroa	Lyons	Soto	Williams	Dickerson	Stroth
Mar. 4, 2022	Southern Illinois	Arnold	Wright	McWilliams	Hussein	Figueroa	Lyons	Soto	Williams	Dickerson	Stroth
Mar. 5, 2022	Southern Illinois	Weatherley	Wright	McWilliams	Hussein	Figueroa	Lyons	Soto	Williams	Dickerson	Stroth
Mar. 5, 2022	Southern Illinois	McKnight	Stroth	McWilliams	Hussein	Figueroa	Lyons	Soto	Williams	Dickerson	Wright
Mar. 8, 2022	at Central Arkansas	M. Davis	Wright	McWilliams	Hussein	Figueroa	Lyons	Soto	Williams	Dickerson	Stroth
Mar. 11, 2022	North Alabama	Arnold	Wright	McWilliams	Hussein	Figueroa	Lyons	Soto	Williams	Dickerson	Stroth
Mar. 12, 2022	North Alabama	Weatherley	Wright	McWilliams	Hussein	Figueroa	Lyons	Soto	Williams	Dickerson	Stroth
Mar. 13, 2022	North Alabama	McKnight	Wright	McWilliams	Hussein	Figueroa	Lyons	Soto	Williams	Dickerson	Bernabe
Mar. 13, 2022	North Alabama	Brewer	Stroth	McWilliams	Hussein	Figueroa	Lyons	Soto	Williams	Dickerson	Bernabe
Mar. 16, 2022	Oral Roberts	Vaught	Wright	McWilliams	Hussein	Figueroa	Lyons	Soto	Williams	Dickerson	Burgarello
Mar. 18, 2022	at Georgia State *	Arnold	Wright	McWilliams	Hussein	Figueroa	Lyons	Soto	Williams	Dickerson	Bernabe
Mar. 19, 2022	at Georgia State *	Brewer	Wright	McWilliams	Hussein	Figueroa	Lyons	Soto	Williams	Dickerson	Bernabe
Mar. 20, 2022	at Georgia State *	McKnight	Wright	McWilliams	Hussein	Figueroa	Lyons	Soto	Williams	Dickerson	Bernabe
Mar. 25, 2022	App State *	Arnold	Wright	McWilliams	Bernabe	Garrett	Lyons	Soto	Williams	Dickerson	Stroth
Mar. 26, 2022	App State *	Brewer	Stroth	Bernabe	Hussein	Garrett	Lyons	Soto	Williams	Dickerson	McWilliams
Mar. 27, 2022	App State *	McKnight	Wright	McWilliams	Hussein	Garrett	Lyons	Soto	Williams	Dickerson	Stroth



## 2022 LITTLE ROCK STARTERS

### STARTERS BY LINEUP

Date	Opponent	1	2	3	4	5	6	7	8	9	P
Feb. 18, 2022	Eastern Illinois	Figueroa	Williams	McWilliams	Soto	Dickerson	Wright	Lyons	Pickering	Hussein	Arnold
Feb. 19, 2022	Eastern Illinois	Figueroa	Williams	McWilliams	Dickerson	Lyons	Soto	Wright	Pickering	Hussein	Weatherley
Feb. 20, 2022	Eastern Illinois	Figueroa	Williams	McWilliams	Dickerson	Lyons	Soto	Wright	Stroth	Hussein	McKnight
Feb. 25, 2022	Western Illinois	Figueroa	Williams	McWilliams	Dickerson	Lyons	Soto	Wright	Pickering	Hussein	Arnold
Feb. 26, 2022	Western Illinois	Figueroa	Williams	McWilliams	Dickerson	Lyons	Soto	Wright	Stroth	Hussein	Weatherley
Feb. 27, 2022	Western Illinois	Figueroa	Williams	McWilliams	Dickerson	Lyons	Soto	Wright	Stroth	Hussein	McKnight
Mar. 4, 2022	Southern Illinois	Figueroa	Williams	McWilliams	Dickerson	Lyons	Soto	Wright	Stroth	Hussein	Arnold
Mar. 5, 2022	Southern Illinois	Figueroa	Williams	McWilliams	Dickerson	Lyons	Soto	Wright	Stroth	Hussein	Weatherley
Mar. 5, 2022	Southern Illinois	Figueroa	Williams	McWilliams	Dickerson	Lyons	Soto	Wright	Stroth	Hussein	McKnight
Mar. 8, 2022	at Central Arkansas	Figueroa	Williams	McWilliams	Dickerson	Lyons	Soto	Wright	Stroth	Hussein	M. Davis
Mar. 11, 2022	North Alabama	Figueroa	Williams	McWilliams	Dickerson	Lyons	Soto	Wright	Stroth	Hussein	Arnold
Mar. 12, 2022	North Alabama	Figueroa	Williams	McWilliams	Dickerson	Lyons	Soto	Wright	Stroth	Hussein	Weatherley
Mar. 13, 2022	North Alabama	Figueroa	Williams	McWilliams	Dickerson	Lyons	Soto	Wright	Bernabe	Hussein	McKnight
Mar. 13, 2022	North Alabama	Figueroa	Williams	McWilliams	Dickerson	Lyons	Soto	Stroth	Bernabe	Hussein	Brewer
Mar. 16, 2022	Oral Roberts	Figueroa	Williams	McWilliams	Dickerson	Lyons	Soto	Wright	Burgarello	Hussein	Vaught
Mar. 18, 2022	at Georgia State *	Figueroa	Williams	McWilliams	Dickerson	Lyons	Soto	Wright	Bernabe	Hussein	Arnold
Mar. 19, 2022	at Georgia State *	Figueroa	Williams	McWilliams	Dickerson	Lyons	Soto	Wright	Bernabe	Hussein	Brewer
Mar. 20, 2022	at Georgia State *	Hussein	Lyons	Dickerson	McWilliams	Williams	Bernabe	Soto	Wright	Figueroa	McKnight
Mar. 25, 2022	App State *	Lyons	Dickerson	McWilliams	Williams	Bernabe	Soto	Wright	Stroth	Garrett	Arnold
Mar. 26, 2022	App State *	Hussein	Lyons	Dickerson	McWilliams	Williams	Bernabe	Stroth	Soto	Garrett	Brewer
Mar. 27, 2022	App State *	Hussein	Lyons	Dickerson	McWilliams	Stroth	Williams	Wright	Soto	Garrett	McKnight



## 2022 LITTLE ROCK STREAKS

### HITTING STREAKS

Player	Longest	Current
8 Dickerson, Noah	9	9
5 Soto, Miguel	7	3
24 McWilliams, Canyon	6	6
9 Stroth, Jack	6	-
6 Lyons, Nathan	6	6
7 Hussein, Jorden	4	4
13 Williams, Tyler	4	4
1 Bernabe, Christian	4	4
2 Figueroa, Eldrige	4	-
14 Garrett, Aidan	2	-
32 Wright, Jake	2	-
23 Anderson, Jaxson	1	-

### REACHED BASE STREAKS

Player	Longest	Current
13 Williams, Tyler	16	4
6 Lyons, Nathan	14	6
24 McWilliams, Canyon	14	6
8 Dickerson, Noah	10	9
2 Figueroa, Eldrige	9	-
7 Hussein, Jorden	9	4
5 Soto, Miguel	7	3
32 Wright, Jake	7	-
9 Stroth, Jack	6	2
1 Bernabe, Christian	5	5
14 Garrett, Aidan	2	-
21 Pickering, Andrew	2	-
4 Burgarello, Noah	1	-
23 Anderson, Jaxson	1	-

### MULTIPLE HIT GAMES

Player	2	3	4	5+	Tot
7 Hussein, Jorden	6	3	-	-	9
6 Lyons, Nathan	4	4	-	-	8
24 McWilliams, Canyon	6	1	1	-	8
8 Dickerson, Noah	4	2	1	-	7
13 Williams, Tyler	6	1	-	-	7
32 Wright, Jake	6	-	-	-	6
5 Soto, Miguel	3	1	1	-	5
9 Stroth, Jack	3	1	-	-	4
2 Figueroa, Eldrige	2	1	1	-	4
1 Bernabe, Christian	3	-	-	-	3
14 Garrett, Aidan	1	-	-	-	1
<b>TEAM</b>	<b>44</b>	<b>14</b>	<b>4</b>	<b>0</b>	<b>62</b>

### MULTIPLE RBI GAMES

Player	2	3	4	5+	Tot
8 Dickerson, Noah	5	2	1	-	8
13 Williams, Tyler	4	1	1	-	6
24 McWilliams, Canyon	3	2	-	-	5
32 Wright, Jake	3	1	-	-	4
9 Stroth, Jack	1	1	1	-	3
5 Soto, Miguel	3	-	-	-	3
6 Lyons, Nathan	2	-	-	-	2
7 Hussein, Jorden	-	-	1	-	1
2 Figueroa, Eldrige	1	-	-	-	1
<b>TEAM</b>	<b>22</b>	<b>7</b>	<b>4</b>	<b>0</b>	<b>33</b>

### STARTER SUMMARY

Player	GS	P	C	1B	2B	3B	SS	LF	CF	RF	OF	DH	1st	2nd	3rd	4th	5th	6th	7th	8th	9th
6 Lyons, Nathan	21	.	.	.	.	21	.	.	.	.	.	.	1	3	.	.	16	.	1	.	.
13 Williams, Tyler	21	.	.	.	.	.	.	.	21	.	.	.	.	17	.	1	2	1	.	.	.
8 Dickerson, Noah	21	.	.	.	.	.	.	.	.	21	.	.	.	1	3	16	1	.	.	.	.
5 Soto, Miguel	21	.	.	.	.	.	.	21	.	.	.	.	.	.	.	1	.	17	1	2	.
24 McWilliams, Canyon	21	.	.	20	.	.	.	.	.	.	.	1	.	.	18	3	.	.	.	.	.
7 Hussein, Jorden	20	.	.	.	20	.	.	.	.	.	.	.	3	.	.	.	.	.	.	.	17
32 Wright, Jake	19	.	18	.	.	.	.	.	.	.	.	1	.	.	.	.	.	1	17	1	.
2 Figueroa, Eldrige	18	.	.	.	.	.	18	.	.	.	.	.	17	.	.	.	.	.	.	.	1
9 Stroth, Jack	13	.	3	.	.	.	.	.	.	.	.	10	.	.	.	.	1	.	2	10	.
1 Bernabe, Christian	7	.	.	1	1	.	.	.	.	.	.	5	.	.	.	.	1	2	.	4	.
37 McKnight, Erik	6	6	.	.	.	.	.	.	.	.	.	.	.	.	.	.	.	.	.	.	.
30 Arnold, Hayden	6	6	.	.	.	.	.	.	.	.	.	.	.	.	.	.	.	.	.	.	.
16 Weatherley, Jacob	4	4	.	.	.	.	.	.	.	.	.	.	.	.	.	.	.	.	.	.	.
21 Pickering, Andrew	3	.	.	.	.	.	.	.	.	.	.	3	.	.	.	.	.	.	.	3	.
14 Garrett, Aidan	3	.	.	.	.	.	3	.	.	.	.	.	.	.	.	.	.	.	.	.	3
28 Brewer, Hoss	3	3	.	.	.	.	.	.	.	.	.	.	.	.	.	.	.	.	.	.	.
31 Vaught, Chance	1	1	.	.	.	.	.	.	.	.	.	.	.	.	.	.	.	.	.	.	.
29 Davis, Matthew	1	1	.	.	.	.	.	.	.	.	.	.	.	.	.	.	.	.	.	.	.
4 Burgarello, Noah	1	.	.	.	.	.	.	.	.	.	.	1	.	.	.	.	.	.	.	1	.



## 2022 LITTLE ROCK HOME RUNS

No.	Player	Gm#	Date	Opponent	Pitcher	On Base	Inn	Outs	Count	Score	Final
1.	Dickerson, Noah	2	Feb. 19	Eastern Illinois	Doherty	..2.	4	0	0-0	3-1	W, 10-6
2.	Dickerson, Noah	3	Feb. 20	Eastern Illinois	Birdsong	..2.	1	1	1-0	0-0	W, 11-4
3.	Wright, Jake	3	Feb. 20	Eastern Illinois	Lang	& .1..	5	2	3-1	6-3	W, 11-4
4.	Dickerson, Noah	4	Feb. 25	Western Illinois	Carberry, J.	.1..	5	2	1-2	0-0	W, 6-2
5.	Dickerson, Noah	6	Feb. 27	Western Illinois	Fochs, C.	* 0...	5	0	0-1	6-0	W, 16-1
6.	Dickerson, Noah	7	Mar. 4	Southern Illinois	Chapman	.1..	1	2	1-1	0-0	W, 10-0
7.	Soto, Miguel	8	Mar. 5	Southern Illinois	Farmer	.1..	4	0	0-0	1-3	L, 6-9
8.	Wright, Jake	8	Mar. 5	Southern Illinois	Lewis	* 0...	8	0	2-1	4-7	L, 6-9
9.	Stroth, Jack	8	Mar. 5	Southern Illinois	McDaniel	0...	8	0	2-2	5-7	L, 6-9
10.	Wright, Jake	11	Mar. 11	North Alabama	Bradshaw	& .1..	2	2	3-1	0-0	W, 5-1
11.	McWilliams, Canyon	13	Mar. 13	North Alabama	B. Parish	..2.	1	0	1-1	0-0	W, 16-4
12.	Williams, Tyler	13	Mar. 13	North Alabama	B. Parish	...3	1	1	0-0	6-0	W, 16-4
13.	Dickerson, Noah	15	Mar. 16	Oral Roberts	A. Roach	0...	1	2	2-1	1-6	L, 3-18
14.	Soto, Miguel	15	Mar. 16	Oral Roberts	R. Ronan	0...	6	1	1-2	2-18	L, 3-18
15.	McWilliams, Canyon	18	Mar. 20	at Georgia State	Horton, T.	.1..	4	0	3-1	1-2	L, 8-12
16.	Williams, Tyler	21	Mar. 27	App State	Tujetsch	..2.	1	2	0-1	1-0	L, 5-10

\* - leadoff homerun | ! - walk-off homerun | & - inside-the-park homerun



## 2022 LITTLE ROCK GAME HIGHS

### TEAM HIGHS

#### BATTING

At bats:	57	vs App State (Mar 25, 2022)
Runs scored:	16	vs Western Illinois (Feb 27, 2022)
	16	vs North Alabama (Mar 13, 2022)
Hits:	22	vs Western Illinois (Feb 27, 2022)
RBI's:	16	vs Western Illinois (Feb 27, 2022)
	16	vs North Alabama (Mar 13, 2022)
Doubles:	6	vs Western Illinois (Feb 27, 2022)
Triples:	1	(5 games)
Home runs:	3	vs Southern Illinois (Mar 05, 2022)
Total bases:	31	vs Western Illinois (Feb 27, 2022)
Walks:	9	vs Western Illinois (Feb 26, 2022)
Strikeouts:	14	vs App State (Mar 25, 2022)
Sac hits:	1	(4 games)
Sac flies:	3	vs Western Illinois (Feb 27, 2022)
Stolen bases:	11	vs Eastern Illinois (Feb 19, 2022)
Hit by pitch:	5	vs Western Illinois (Feb 25, 2022)
Caught stealing:	2	vs Western Illinois (Feb 26, 2022)
	2	vs North Alabama (Mar 13, 2022)
Runners LOB:	19	vs App State (Mar 25, 2022)
Hit into DP:	4	vs Southern Illinois (Mar 05, 2022)

#### FIELDING

Putouts:	42	vs App State (Mar 25, 2022)
Assists:	16	vs App State (Mar 25, 2022)
Errors:	4	vs Eastern Illinois (Feb 20, 2022)
Passed balls:	1	(4 games)
DPs turned:	3	vs North Alabama (Mar 13, 2022)

#### PITCHING

Innings pitched:	14.0	vs App State (Mar 25, 2022)
Runs allowed:	18	vs Oral Roberts (Mar 16, 2022)
Earned runs:	10	vs Eastern Illinois (Feb 18, 2022)
	10	vs Oral Roberts (Mar 16, 2022)
	10	vs App State (Mar 27, 2022)
Walks allowed:	13	vs Oral Roberts (Mar 16, 2022)
Strikeouts:	16	vs App State (Mar 25, 2022)
Hits allowed:	15	vs Southern Illinois (Mar 05, 2022)
Doubles allowed:	6	vs App State (Mar 27, 2022)
Triples allowed:	1	vs Eastern Illinois (Feb 19, 2022)
	1	vs North Alabama (Mar 13, 2022)
Homers allowed:	5	at Georgia State (Mar 19, 2022)
Wild pitches:	5	vs App State (Mar 27, 2022)
Hit batters:	4	vs Oral Roberts (Mar 16, 2022)

### INDIVIDUAL HIGHS

#### BATTING

At bats:	7	(4 games)
Runs scored:	4	Dickerson, Noah vs Western Illinois (Feb 27, 2022)
Hits:	4	(4 games)
RBI's:	4	(4 games)
Doubles:	2	(6 games)
Triples:	1	(5 games)
Home runs:	1	(16 games)
Total bases:	7	Dickerson, Noah vs Eastern Illinois (Feb 20, 2022)
	7	Dickerson, Noah vs Western Illinois (Feb 27, 2022)
Walks:	3	Soto, Miguel vs Western Illinois (Feb 25, 2022)
Strikeouts:	3	(4 games)
Sac hits:	1	(4 games)
Sac flies:	1	(11 games)
Stolen bases:	4	Soto, Miguel vs Eastern Illinois (Feb 19, 2022)
Hit by pitch:	2	Figueroa, Eldrige vs Western Illinois (Feb 25, 2022)
Caught stealing:	1	(12 games)
Runners LOB:	7	Hussein, Jorden vs Western Illinois (Feb 25, 2022)

#### FIELDING

Putouts:	14	Wright, Jake vs App State (Mar 25, 2022)
Assists:	7	Figueroa, Eldrige vs North Alabama (Mar 12, 2022)
Errors:	3	Figueroa, Eldrige vs Eastern Illinois (Feb 20, 2022)
Passed balls:	1	(4 games)

#### PITCHING

Innings pitched:	7.2	Arnold, Hayden vs North Alabama (Mar 11, 2022)
Total pitches:	105	Arnold, Hayden vs North Alabama (Mar 11, 2022)
	104	Brewer, Hoss vs North Alabama (Mar 13, 2022)
Strikes thrown	66	Weatherley, Jacob vs North Alabama (Mar 12, 2022)
Runs allowed:	6	Vaught, Chance vs Oral Roberts (Mar 16, 2022)
Earned runs:	5	Arnold, Hayden at Georgia State (Mar 18, 2022)
Walks allowed:	5	Davis, Matthew at Central Arkansas (Mar 07, 2022)
Strikeouts:	9	Smallwood, Sawyer vs App State (Mar 25, 2022)
Hits allowed:	8	Arnold, Hayden at Georgia State (Mar 18, 2022)
Doubles allowed:	4	McKnight, Erik vs App State (Mar 27, 2022)
Triples allowed:	1	Weatherley, Jacob vs Eastern Illinois (Feb 19, 2022)
	1	McKnight, Erik vs North Alabama (Mar 13, 2022)
Homers allowed:	3	Brewer, Hoss at Georgia State (Mar 19, 2022)
Wild pitches:	2	(5 games)
Hit batters:	3	Arnold, Hayden vs North Alabama (Mar 11, 2022)



# 2022 TROJAN RADIO/TV ROSTER




**CHRISTIAN BERNABE**  
Jr. | 6-0 | 200 | R/R  
INF | Deltona, Fla.



**ELDRIDGE FIGUEROA**  
5th | 5-8 | 160 | S/R  
INF | Carolina, Puerto Rico



**NOAH BURGARELLO**  
So. | 5-10 | 170 | L/R  
INF | Glendale, Ariz.




**MIGUEL SOTO**  
Sr. | 6-1 | 205 | R/R  
OF | Kissimmee, Fla.



**NATHAN LYONS**  
Sr. | 5-11 | 180 | R/R  
INF | Bentonville, Ark.



**JORDEN HUSSEIN**  
5th | 6-0 | 165 | R/R  
INF | Houston, Texas



**NOAH DICKERSON**  
Jr. | 6-4 | 190 | L/R  
OF | Windermere, Fla.



**JACK STROTH**  
Jr. | 5-10 | 200 | R/R  
C | Conway, Ark.



**EVAN VANEK**  
So. | 6-4 | 200 | R/R  
RHP | McKinney, Texas



**REESE LANSVILLE**  
Jr. | 5-10 | 200 | R/R  
RHP | Centennial, Colo.



**TYLER WILLIAMS**  
Jr. | 6-3 | 190 | R/R  
OF | Liburn, Ga.



**AIDAN GARRETT**  
Fr. | 6-0 | 160 | L/R  
INF | Benton, Ark.



**JACOB WEATHERLEY**  
So. | 5-11 | 165 | R/R  
RHP | Jonesboro, Ark.



**TRISTAN HAWKINS**  
Fr. | 6-3 | 180 | R/R  
RHP | Benton, Ark.



**PRESTON DAVIS**  
Fr. | 6-3 | 230 | L/R  
RHP | Texarkana, Texas



**CALVIN HUNT**  
Jr. | 6-4 | 195 | R/R  
RHP | Arvada, Colo.



**TRAEJON BLAKE**  
Fr. | 6-1 | 195 | R/R  
INF | England, Ark.



**ANDREW PICKERING**  
Fr. | 6-1 | 195 | L/R  
OF | Little Rock, Ark.



**JOEY MARTIN**  
Jr. | 6-0 | 175 | L/R  
LHP | Comfort, Texas



**JAXSON ANDERSON**  
Fr. | 6-2 | 195 | L/R  
C | Greenbrier, Ark.



**CANYON McWILLIAMS**  
Gr. | 6-1 | 240 | L/L  
1B | Shaker Heights, Ohio



**MICHAEL QUEVEDO**  
Fr. | 6-0 | 195 | L/L  
LHP | Deltona, Fla.



**EZRA GUSTAFSON**  
Fr. | 6-2 | 185 | R/R  
RHP | Midwest City, Okla.



**HOSS BREWER**  
So. | 6-4 | 205 | R/R  
RHP | Canton, Texas



**MATTHEW DAVIS**  
So. | 6-5 | 200 | L/R  
RHP | Selma, Ala.



**HAYDEN ARNOLD**  
5th | 6-2 | 225 | L/R  
RHP | Rison, Ark.



**CHANCE VAUGHT**  
So. | 6-1 | 180 | L/L  
LHP | Mobile, Ala.




**JAKE WRIGHT**  
Jr. | 5-10 | 190 | R/R  
C | Bryant, Ark.



**AUSTIN STUBBER**  
Jr. | 6-2 | 200 | R/R  
RHP | Hope, Ark.



**ASHER HASTINGS**  
Fr. | 6-0 | 150 | L/L  
LHP | Little Rock, Ark.



**ZANE NEVES**  
Jr. | 6-0 | 220 | L/R  
RHP | Jonesboro, Ark.



**AUSTIN SMITH**  
5th | 6-2 | 195 | L/L  
LHP | Fort Worth, Texas



**ERIK MCKNIGHT**  
Jr. | 6-2 | 210 | R/R  
RHP | Littleton, Colo.




**SAWYER SMALLWOOD**  
Sr. | 6-3 | 180 | L/L  
LHP | Texarkana, Texas



**GARRETT DeHAAS**  
So. | 6-3 | 250 | R/R  
RHP | Meno, Okla.



**COLE SOMERS**  
Fr. | 5-10 | 170 | R/R  
UTL | Little Rock, Ark.



**GRAYDON MARTIN**  
Fr. | 5-9 | 160 | R/R  
UTL | Texarkana, Ark.



**COLE EVANS**  
Gr. | 6-5 | 235 | R/R  
RHP | Liberal, Kan.



**CHRIS CURRY**  
Head Coach  
Eighth Season



**NOAH SANDERS**  
Assistant Coach  
Fifth Season



**JAMES LEVERTON**  
Assistant Coach  
First Season



**CHRISTIAN REYES**  
Volunteer Assistant Coach  
Third Season



**JOSH KRSTULOVICH**  
Director of Player Development  
First Season



**JOSH AGULAR**  
Graduate Manager  
First Season

## ALPHABETICAL ROSTER

No.	Player	Yr.	Pos.
32	Jaxson Anderson	Fr.	C
30	Hayden Arnold	5th	RHP
1	Christian Bernabe	Jr.	INF
20	Traejon Blake	Fr.	INF
28	Hoss Brewer	So.	RHP
4	Noah Burgarello	So.	INF
29	Matthew Davis	So.	RHP
18	Preston Davis	FFr.	RHP
40	Garrett DeHaas	So.	RHP
8	Noah Dickerson	Jr.	OF
44	Cole Evans	5th	RHP
2	Eldridge Figueroa	5th	INF
14	Aidan Garrett	Fr.	INF
26	Ezra Gustafson	Fr.	RHP
34	Asher Hastings	Fr.	LHP
17	Tristan Hawkins	Fr.	RHP
19	Calvin Hunt	Jr.	RHP
7	Jorden Hussein	5th	INF
12	Reese Lansville	Jr.	RHP
6	Nathan Lyons	Sr.	INF
42	Graydon Martin	Fr.	UTL
22	Joey Martin	Jr.	LHP
37	Erik McKnight	Jr.	RHP
24	Canyon McWilliams	Gr.	1B
35	Zane Neves	Jr.	RHP
21	Andrew Pickering	Fr.	OF
25	Michael Quevedo	Fr.	LHP
39	Sawyer Smallwood	Sr.	LHP
36	Austin Smith	5th	LHP
41	Cole Somers	Fr.	UTL
5	Miguel Soto	Sr.	OF
9	Jack Stroth	Jr.	C
33	Austin Stubber	Jr.	RHP
10	Evan Vanek	So.	RHP
31	Chance Vaught	So.	LHP
16	Jacob Weatherley	So.	RHP
13	Tyler Williams	Jr.	OF
32	Jake Wright	Jr.	C

## PRONUNCIATIONS

Christian Bernabe	BURR-na-bee
Noah Burgarello	bur-guh-RELL-oh
Garrett DeHaas	duh-HAAS
Eldridge Figueroa	fig-uh-ROW-uh
Michael Quevedo	kay-VAY-doh

