



VANDERBILT®

2022 BASEBALL GAME NOTES



Vanderbilt Athletic Communications • 2601 Jess Neely Dr. Nashville, TN 37212
 Baseball Contact: Josh Foster • Cell: 205.213.5091 • Email: joshua.foster@vanderbilt.edu
 VUCommodores.com • Twitter: @VandyBoys

2022 SCHEDULE/RESULTS

OVERALL: 32-15 | SEC: 12-12 | H: 20-9 | A: 10-6 | N: 2-0

FEBRUARY		All Times CT	
18	#7 Oklahoma State	W, 3-0	Nashville, Tenn.
19	#7 Oklahoma State	L, 4-3	Nashville, Tenn.
20	#7 Oklahoma State	L, 7-5	Nashville, Tenn.
22	North Alabama	Postponed	Nashville, Tenn.
23	Evansville	W, 9-0 (6 inn.)	Nashville, Tenn.
25	Army	W, 7-2	Nashville, Tenn.
26	Army	W, 10-7	Nashville, Tenn.
27	Army	W, 6-0	Nashville, Tenn.

MARCH			
1	Central Arkansas	W, 5-2	Nashville, Tenn.
4	at Hawaii	W, 9-2	Honolulu, Hawaii
5	at Hawaii (DH)	W, 12-1	Honolulu, Hawaii
5	at Hawaii (DH)	W, 13-1	Honolulu, Hawaii
6	at Hawaii	W, 2-1	Honolulu, Hawaii
11	Wagner (DH)	W, 12-7	Nashville, Tenn.
11	Wagner (DH)	W, 13-0	Nashville, Tenn.
13	Wagner	W, 15-5	Nashville, Tenn.
15	Michigan	W, 5-4	Nashville, Tenn.
18	Missouri*	W, 15-2	Nashville, Tenn.
19	Missouri*	W, 6-0	Nashville, Tenn.
20	Missouri	W, 7-4	Nashville, Tenn.
22	vs. Belmont^	W, 13-4	Nashville, Tenn.
25	at South Carolina*	W, 10-0	Columbia, S.C.
26	at South Carolina	L, 8-2	Columbia, S.C.
27	at South Carolina	L, 8-6	Columbia, S.C.
29	vs. Lipscomb^	W, 7-1	Nashville, Tenn.

APRIL			
1	#1 Tennessee*	L, 6-2	Nashville, Tenn.
2	#1 Tennessee*	L, 5-2	Nashville, Tenn.
3	#1 Tennessee*	L, 5-0	Nashville, Tenn.
5	Austin Peay	W, 12-2	Nashville, Tenn.
8	at Auburn*	L, 5-1	Auburn, Ala.
9	at Auburn*	W, 19-4	Auburn, Ala.
10	at Auburn*	L, 8-2	Auburn, Ala.
12	Western Kentucky	W, 7-4	Nashville, Tenn.
15	#23 Florida*	W, 5-4	Nashville, Tenn.
16	#23 Florida*	W, 8-6	Nashville, Tenn.
17	#23 Florida*	L, 4-3 (10 inn.)	Nashville, Tenn.
19	Tennessee Tech	W, 7-0	Nashville, Tenn.
22	at Kentucky*	W, 10-0	Lexington, Ky.
23	at Kentucky*	L, 3-2	Lexington, Ky.
24	at Kentucky*	W, 5-3	Lexington, Ky.
28	#21 Texas A&M*	L, 5-1	Nashville, Tenn.
29	#21 Texas A&M*	W, 11-1	Nashville, Tenn.
30	#21 Texas A&M*	L, 12-4	Nashville, Tenn.

MAY			
3	#10 Louisville	L, 1-0	Nashville, Tenn.
6	at #22 Georgia*	W, 11-9	Athens, Ga.
7	at #22 Georgia*	L, 13-7	Athens, Ga.
8	at #22 Georgia*	W, 4-0	Athens, Ga.
10	Indiana State	W, 8-7 (11 inn.)	Nashville, Tenn.
13	at #4 Arkansas*	6:30 p.m.	Fayetteville, Ark.
14	at #4 Arkansas*	6:30 p.m.	Fayetteville, Ark.
15	at #4 Arkansas*	2 p.m.	Fayetteville, Ark.
17	Middle Tennessee State	6 p.m.	Nashville, Tenn.
19	LSU*	7 p.m.	Nashville, Tenn.
20	LSU*	6 p.m.	Nashville, Tenn.
21	LSU*	1 p.m.	Nashville, Tenn.
24-29	SEC Tournament%	TBA	Hoover, Ala.

JUNE			
3-6	NCAA Regionals	TBA	TBD
10-12	NCAA Super Regionals	TBA	TBD
18-25	College World Series	TBA	Omaha, Neb.

* Southeastern Conference game
 ^ First Horizon Park
 % Hoover Met Stadium
 + NCAA College World Series (Omaha, Neb.)

GAMES 48-50

NO. 24 VANDERBILT COMMODORES (32-15, 12-12 SEC) vs. NO. 4 ARKANSAS (36-12, 16-8 SEC)

May 13-15, 2022 • Fayetteville, Ark. • Baum-Walker Stadium (10,737)

VANDERBILT
 Record: 32-15 Overall, 12-12 SEC
 Home / Away / Neutral: 20-9 / 10-6 / 2-0
 Rankings: D1: 24 | NCBWA: 24 | Coaches: 21
 BA: 25 | CB: 16 | PG: --
 Head Coach: Tim Corbin
 Career Record: 940-530-1 (25th)
 Record at Vanderbilt: 834-392-1 (20th)

ARKANSAS
 Record: 36-12 Overall, 16-8 SEC
 Home / Away / Neutral: 28-5 / 6-6 / 2-1
 Rankings: D1: 4 | NCBWA: 4 | Coaches: 4
 BA: 5 | CB: 4 | PG: 6
 Head Coach: Dave Van Horn
 Career Record: 1,371-654 (34th)
 Record at Arkansas: 786-414 (20th)

TRENDING: Vanderbilt is set to travel to Fayetteville this weekend for a road series at No. 4 Arkansas.

- The Commodores have won their last two games and look to carry momentum into this weekend's series. Vandy took the series finale at Georgia before battling back to defeat Indiana State in the midweek.
- Vanderbilt battled from an early 4-0 deficit before entering the ninth trailing, 7-3. The Dores scored four in the ninth to send things to extras before walking it off in the 11th inning.
- Vandy has won three of its last four SEC series, including its last two road series. The Commodores took two of three at Kentucky before winning the bookend games at Georgia to claim the series victory.

STARTING FROM BEHIND: Vanderbilt has had to battle back in most of its SEC games recently after falling to early deficits.

- The opponent has scored first in 12 of the last 18 conference games against the Commodores, which spans across Vandy's last six SEC series.
- Vanderbilt is 4-10 in conference action when opponents score first. The opponent has scored first in 10 of Vanderbilt's 12 losses in conference action.

LEADOFF PRODUCTION: The Commodores have had significant success in games where leadoff man **Enrique Bradfield Jr.** scores a run.

- In SEC play, the Vanderbilt offense is averaging 7.5 runs (17 games) in games when Bradfield scores at least one run, while averaging 2.3 runs (seven games) in the contests he does not score.
- Nine of Vanderbilt's 12 losses in conference action have come when the offense scores three runs or less.
- The Commodores own a 12-5 record in SEC play when Bradfield scores, and are 0-7 in conference action when the sophomore outfielder does not score.

THREAT ON THE BASES: The running game has been one of the strengths of the Vanderbilt offense this season.

- The Commodores rank first in the SEC in stolen bases with 70 on the year.
- Vanderbilt is 70-of-79 on stolen base attempts, as the team has only been caught stealing nine times.
- Sophomore **Enrique Bradfield Jr.** leads the conference in stolen bases and is a perfect 34-of-34 on his attempts this year.

SERIES HISTORY: Friday's series opener will mark the 63rd time that Vanderbilt and Arkansas have met in the all-time history between the two programs.

- The Commodores trail in the all-time series, with a 29-33 record against the Razorbacks.

DEFENSIVE DORES: The Vanderbilt defense has been strong this season, specifically across SEC play.

- The Commodores rank first in the league in fielding percentage across conference action, fielding at a mark of .983.
- Vandy has committed 14 errors in 843 chances in conference action entering the weekend.

THE KOMMODORES: The Vanderbilt pitching staff has totaled 508 strikeouts on the season, averaging 11.0 strikeouts per nine innings.

- The Commodores rank sixth in the nation in strikeouts per nine, while placing second in the SEC.
- The duo of **Carter Holton** and **Chris McElvain** are both ranked in the top 10 of the SEC in strikeouts. Holton is tied for second with 81 and McElvain is tied for fourth with 79.

EVERYDAY SPENCE: Junior **Spencer Jones** has turned into an everyday player for Vanderbilt in his third season, starting 46 of the team's 47 games.

- Jones started only 24 of Vanderbilt's 67 games last season, with all of his starts coming at designated hitter.
- Jones has surpassed his previous career totals entering the season.
- Season(s)** GP-GS AB R H HR RBI
 2020-21 48-32 129 24 33 3 13
 2022 46-46 171 46 66 7 41
- Jones ranks third in the conference in batting average with a mark of .386, while placing tying for first in doubles with 18, entering the weekend.

CO-NO IN THE COMMONWEALTH: In a dominating performance, the Vanderbilt pitching staff combined to throw a no-hitter in the series opener at Kentucky.

- The duo of **Chris McElvain** and **Christian Little** combined to hold the Wildcats hitless. McElvain worked the first 7.0 innings, while Little covered the final 2.0 frames.
- The no-hitter served as the program's first combined no-hitter since four different pitchers completed the feat (Jensen Lewis, Nick Pilkington, John Scott and Matt Buschmann) at Western Kentucky on May 6, 2003.
- With the performance, the Vanderbilt pitching staff has now tossed a no-hitter in three of the last four seasons.
- Pitcher** Opponent (Date)
 Kumar Rocker vs. Duke (June 8, 2019)
 Jack Leiter vs. South Carolina (March 20, 2021)
C. McElvain, C. Little at Kentucky (April 22, 2022)

ANCHORING THE MIDWEEK: Freshman left-hander **Devin Futrell** has anchored the midweek starting spot for the Vanderbilt pitching staff.

- Futrell owns an 8-1 record on the campaign. His eight wins tie him for ninth in the nation entering the weekend, while tying for second in the SEC.
- He owns a team-best WHIP of 0.80, which places him fourth in both the country and the SEC.
- Futrell's 9.17 strikeout-to-walk ratio places him third in the SEC and ninth in the country.
- The rookie southpaw notched a complete game against Lipscomb on March 29, allowing just one earned run.

SHUTOUT SEASON: The Vanderbilt pitching staff has recorded nine shutouts this season, a total that leads the nation.

- The Commodores shutout Oklahoma State on Opening Day, and have also shut out Evansville, Army, Wagner, Missouri, South Carolina, Tennessee Tech, Kentucky and Georgia.
- Vanderbilt has already surpassed its shutout total of eight from last season, which ranked first in the SEC and tied for third in the country.

STATISTICALLY SPEAKING: The Commodores rank among tops in the nation and the SEC in multiple statistical categories.

Stat	National Rank	SEC Rank	Value
ERA	4th	2nd	3.30
Fielding %	17th	7th	.979
Hits Allowed/9 inn.	3rd	2nd	6.85
Shutouts	1st	1st	9
Strikeouts/9 inn.	6th	2nd	11.0
WHIP	4th	2nd	1.16

WINNING WAYS: Vanderbilt had won 18 games in a row prior to its two setbacks in the final two games of the series at South Carolina.

- The 18-game winning streak marked the second-longest in program history, finishing one game shy of the team's 19-game streak during the 2007 season.
 - Vandy outscored its opponents by a margin of 169-51 across the 18-game stretch.
 - The Commodores have had four winning streaks of 12 games or more since 2013.
- | Season | Streak | Start-End |
|-------------|-----------|-------------------------|
| 2007 | 19 | Feb. 9-March 16 |
| 2022 | 18 | Feb. 23-March 24 |
| 2013 | 14 | April 20-May 16 |
| 2019 | 13 | April 16-May 10 |
| 2019 | 12 | May 12-June 2 |

YEAR 20 FOR NO. 4: Vanderbilt skipper **Tim Corbin** is in his 20th season at the helm of the Commodore baseball program.

- Corbin's record of 834-392-1 (.680) is first all-time in wins at Vanderbilt and first in winning percentage for coaches with 100 games or more.
- Corbin ranks second among active all-time winningest SEC baseball coaches in SEC games with a record of 318-228-1 entering the weekend.

WHAT'S NEXT: Following the series with Arkansas, Vanderbilt will return home to face Middle Tennessee State in the midweek on Tuesday.

- The Commodores will host LSU next weekend for the regular season finale.

VANDERBILT RECORD WHEN ...

	2022
SEC Standing	7th
SEC East Standing	3rd
Home/Road/Neutral	20-9/10-6/2-0
Day/Night	18-9/14-6
vs. RH/LH starters	25-12/7-3
Leading after 6 innings	27-1
Tied after 6 innings	1-0
Trailing after 6 innings	3-14
Leading after 7 innings	27-0
Tied after 7 innings	1-0
Trailing after 7 innings	2-14
Leading after 8 innings	27-0
Tied after 8 innings	1-1
Trailing after 8 innings	2-14
Vanderbilt scores first	24-3
Opponents score first	8-12
Shutouts	9-2
Scoring less than 3 runs	1-9
Scoring 3 to 5 runs	6-4
Scoring 6 or more runs	25-2
Vanderbilt hits HR/hit 0 HR	25-7/7-8
1-run/2-run games	4-4/3-2
Walk-offs	3-0
Extra innings (home/road/neutral)	1-1/0-0/0-0
Series openers/finales	9-3/6-6
Series W-L (home)	4-3
Series W-L (road)	3-2
Series W-L (neutral)	0-0
Series W-L (total)	7-5
Three-game sweeps (home/road)	3-1/1-0
Come-from-behind-wins	10

UPCOMING CAREER MILESTONES

Enrique Bradfield Jr.	150 Hits (128)
Enrique Bradfield Jr.	100 Stolen Bases (75)
Dominic Keegan	175 Hits (156)
Chris McElvain	150 Strikeouts (139)
Parker Noland	100 Hits (99)
Patrick Reilly	150 Strikeouts (111)
Carter Young	150 Hits (112)

2022 TEAM LEADERS

Batting	
Hits	Dominic Keegan (69)
Doubles	Spencer Jones (18)
Triples	Enrique Bradfield Jr. (5)
HR	Dominic Keegan (11)
RBI's	Dominic Keegan (51)
Runs	Enrique Bradfield Jr. (53)
SB	Enrique Bradfield Jr. (34)
BB	Enrique Bradfield Jr. (32)
AVG	Dominic Keegan (.392)
OBP	Spencer Jones (.475)
SLG	Dominic Keegan (.682)

Pitching	
ERA (reliever)	Jack Anderson (0.00)
ERA (starter)	Devin Futrell (2.03)
Wins	Devin Futrell (8)
Saves	Thomas Schultz (7)
Appearances	Thomas Schultz (19)
Starts	Carter Holton/Chris McElvain (12)
Innings (reliever)	Patrick Reilly (43.0)
Innings (starter)	Chris McElvain (64.2)
Strikeouts (reliever)	Patrick Reilly (60)
Strikeouts (starter)	Carter Holton (81)

VANDERBILT IN THE NATIONAL RANKINGS

DATE	BA	NCBWA	CB	USA	D1	PG
Preseason	2	2	2	2	3	1
Feb. 21	7	9	4	2	5	5
Feb. 28	7	6	4	5	5	5
March 7	7	3	2	2	4	2
March 14	6	1	1	3	4	2
March 21	5	1	1	1	4	2
March 28	11	5	3	5	9	7
April 4	19	10	6	12	16	11
April 11	--	17	11	17	--	24
April 18	--	20	5	19	--	19
April 25	--	22	6	22	--	18
May 2	--	26	14	23	--	--
May 9	25	24	16	21	24	--
May 16	--	--	--	--	--	--
May 23	--	--	--	--	--	--
May 30	--	--	--	--	--	--
June 6	--	--	--	--	--	--
June 15	--	--	--	--	--	--
FINAL						

*For consistency, Vanderbilt uses the D1Baseball.com (D1) poll as its primary ranking.

PROBABLE PITCHING MATCHUP

DATE	OPPONENT	VANDERBILT STARTER	OPPOSING STARTER
May 13	Arkansas	LHP Devin Futrell (8-1, 2.03 ERA)	RHP Connor Noland (5-3, 2.99 ERA)
May 14	Arkansas	RHP Chris McElvain (5-3, 3.48 ERA)	LHP Hagen Smith (6-2, 3.79 ERA)
May 15	Arkansas	LHP Carter Holton (6-3, 3.82 ERA)	RHP Jaxon Wiggins (6-1, 5.40 ERA)

SEASON HIGHS AND LOWS

TEAM BATTING

Most runs, game _____ 19, at Auburn (4/09/22)
Most runs, inning _____ 10, 5th Inn., vs. Belmont (3/22/22)
Most hits, game _____ 23, at Auburn (4/09/22)
Most hits, inning _____ 8, 4th Inn., at Auburn (4/09/22)
Fewest hits, game _____ 2, 2x, last at Auburn (4/08/22)
Most doubles, game _____ 10, at Auburn (4/09/22)
Most triples, game _____ 2, vs. Texas A&M (4/29/22)
Most home runs, game _____ 4, 2x, last at Auburn (4/09/22)
Most home runs, inning _____ 2, 6x, last 9th inn., at Georgia (5/7/22)
Most extra-base hits _____ 14, at Auburn (4/09/22)
Most stolen bases, game _____ 5, 2x, last at Georgia (5/6/22)
Most walks, game _____ 12, at Kentucky (4/22/22)
Most strikeouts, game _____ 15, at Auburn (4/08/22)
Most hit by pitch, game _____ 6, vs. Tennessee Tech (4/19/22)
Most left on base _____ 14, at Kentucky (4/22/22)

INDIVIDUAL PITCHING

Most innings pitched, starter _____ 9.0, Devin Futrell vs. Lipscomb (3/29/22)
Fewest innings pitched, starter _____ 1.1, Carter Holton at South Carolina (3/25/22)
Most innings pitched, reliever _____ 5.2, Patrick Reilly at South Carolina (3/25/22)
Most strikeouts, starter _____ 13, 2x, last Carter Holton vs. Wagner (3/11/22)
Most strikeouts, reliever _____ 14, Patrick Reilly at South Carolina (3/25/22)
Most walks allowed _____ 5, Chris McElvain at Georgia (5/7/22)
Most runs allowed _____ 7, 2x, last Bryce Cunningham vs. Texas A&M (4/30/22)
Most earned runs allowed _____ 7, 2x, last Bryce Cunningham vs. Texas A&M (4/30/22)
Most hits allowed _____ 7, 4x, last Bryce Cunningham vs. Florida (4/17/22)
Fewest hits allowed, CG _____ 2, Devin Futrell vs. Lipscomb (3/29/22)
Most home runs allowed _____ 3, Carter Holton vs. Florida (4/16/22)
Most pitches thrown _____ 109, Carter Holton vs. Missouri (3/19/22)

INDIVIDUAL BATTING

Most hits _____ 6, Spencer Jones vs. Indiana State (5/10/22)
Most runs _____ 4, 2x, last Enrique Bradfield Jr. at Georgia (5/6/22)
Most doubles _____ 3, Dominic Keegan at Auburn (4/09/22)
Most triples _____ 1, 13x, last Spencer Jones vs. Indiana State (5/10/22)
Most home runs _____ 1, 56x, last Parker Noland vs. Indiana State (5/10/22)
Most extra-base hits _____ 3, 2x, last Keegan/Noland at Auburn (4/09/22)
Most total bases _____ 9, 2x, last Spencer Jones vs. Indiana State (5/10/22)
Most RBIs _____ 5, Javier Vaz at Hawaii (3/5/22)
Most stolen bases _____ 4, Enrique Bradfield Jr. at Kentucky (4/23/22)
Most walks _____ 3, 10x, last Dominic Keegan at Georgia (5/8/22)
Most strikeouts _____ 4, 2x, last Carter Young vs. Oklahoma State 2/20/22
Longest hitting streak _____ 19, Spencer Jones (4/8/22-pres.)

MISCELLANEOUS TEAM

Longest winning streak _____ 18 games, (2/23-3/24)
Longest losing streak _____ 3 games, 4/1-4/3/22)
Most games over .500 _____ 16 games, (3/24/22)
Most games under .500 _____ 1 game, (2/20/22)
Longest game, innings _____ 11 inn., vs. Indiana State (5/10/22)
Longest game, time _____ 4:17, vs. Indiana State (5/10/22)
Shortest game, time _____ 1:58 (6 inn.), vs. Evansville (2/23/22)
Largest crowd, Hawkins Field _____ 3,802, 17x, last vs. Louisville (5/3/22)
Smallest crowd, Hawkins Field _____ 854, vs. Evansville 2/23/22)
Largest crowd, road _____ 8,032, at South Carolina (3/26/22)
Smallest crowd, road _____ 0, vs. Belmont (3/22/22)
Largest winning margin _____ 15, at Auburn (4/09/22)
Largest losing margin _____ 8, vs. Texas A&M (4/30/22)
Largest deficit overcome to win _____ 4, 2x, last vs. Indiana State (5/10/22)
Largest lead relinquished to lose _____ 3, at Georgia (5/7/22)
Most double plays turned _____ 2, 5x, last at Georgia (5/8/22)
Most double plays turned by opponent _____ 3, 2x, last vs. Wagner (3/11/22)
Most errors _____ 4, 2x, last at Georgia (5/7/22)
Most errors by an opponent _____ 3, 3x, last vs. Austin Peay (4/5/22)
Most stolen bases by an opponent _____ 4, at Hawaii (3/5/22)

TEAM PITCHING

Most walks _____ 8, vs. Texas A&M (4/30/22)
Fewest walks _____ 1, 8x, last vs. Tennessee Tech (4/19/22)
Most runs allowed, game _____ 13, at Georgia (5/7/22)
Most runs allowed, inning _____ 8, 7th inn. at Georgia (5/7/22)
Most hits allowed, game _____ 14, at Georgia (5/6/22)
Most hits allowed, inning _____ 6, 7th inn. at Georgia (5/7/22)
Fewest hits allowed, game _____ 0, at Kentucky (4/22/22)
Most home runs allowed, game _____ 4, vs. Florida (4/16/22)
Most consecutive scoreless inn. _____ 17, 2x, last (4/19-23/22)

HOME RUN NOTES

HOMERS AT HOME: 35

HOMERS ON THE ROAD: 21

SOLO HOMERS: 31

2-RUN HOMERS: 20

3-RUN HOMERS: 5

GRAND SLAMS: 1

2-HOME RUN GAMES BY VANDERBILT (0 in 2022)

Last: Dominic Keegan, 6/4/21 vs. Presbyterian

3-HOME RUN GAMES BY VANDERBILT (0 IN 2022)

Last: Connor Kaiser, 6/3/18 at Clemson

PINCH-HIT HOME RUNS BY VANDERBILT (1 IN 2022)

Last: Troy LaNeve, 4/09/22 at Auburn

GRAND SLAMS BY VANDERBILT (1 IN 2022)

Last: Javier Vaz, 3/5/22 at Hawaii

FIRST-INNING LEADOFF HOME RUNS BY VANDERBILT (2 IN 2022)

Last: Enrique Bradfield Jr., 4/24/22 at Kentucky

WALK-OFF HOME RUNS (0 IN 2022)

Last: JJ Bleday, 6/9/18 vs. Mississippi State, 11th inning

INSIDE-THE-PARK HOME RUNS BY VANDERBILT (0 IN 2022)

Last: Will Toffey, 3/22/17 vs. Belmont

BACK-TO-BACK HOME RUNS BY VANDERBILT (4 IN 2022)

Last: Carter Young/Enrique Bradfield Jr., at Georgia (5/7/22)

PITCHING GAME-BY-GAME AND CAREER STATS

#17 RYAN GINTHER, LHP - FR.

MOST RECENT APP: (5/7 at Georgia) 1.1 IP, 3 H, 2 R/1 ER, 2 K

- In-state product who attended Station Camp High School (Hendersonville, Tenn.)
- The top-ranked left-handed pitcher in the state of Tennessee according to Perfect Game
- 2020 Perfect Game All-American Classic participant
- Helped lead Station Camp to a district championship in 2019

2022 SEASON TOTALS

OPPONENT	ERA	W-L-S	G/GS	IP	H	R	ER	BB	SO	HR	NP
(3/5) at Hawaii-2	0.00	0-0-0	1/0	1.0	0	0	0	0	2	0	16
(3/13) Wagner	13.50	0-0-0	1/0	1.0	3	3	3	1	2	0	24
(5/7) at Georgia	10.80	0-0-0	1/0	1.1	3	2	1	0	2	0	28
TOTALS	10.80	0-0-0	3/0	3.1	6	5	4	1	6	0	--

CAREER TOTALS

YEAR	ERA	W-L	APP/GS	SV	IP	H	R	ER	BB	SO	B/AVG
2022	10.80	0-0	3/0	0	3.1	6	5	4	1	6	.400
TOTALS	10.80	0-0	3/0	0	3.1	6	5	4	1	6	.400

CAREER SEC TOTALS

YEAR	ERA	W-L	APP/GS	SV	IP	H	R	ER	BB	SO	B/AVG
2022	6.75	0-0	1/0	0	1.1	3	2	1	0	2	.500
TOTALS	6.75	0-0	1/0	0	1.1	3	2	1	0	2	.500

#20 CARTER HOLTON, LHP - FR.

MOST RECENT APP: (5/8 at Georgia) GS, W, 6.0 IP, 4 H, 2 BB/5 K

- Named SEC Co-Freshman of the Week on both March 21 and May 9
- Nation's top left-handed pitcher according to Perfect Game
- 2020 Perfect Game All-American Classic participant
- Tossed three perfect games and two no-hitters over the course of his high school career
- Drafted in the 19th round of the 2021 MLB Draft by the Milwaukee Brewers out of high school

2022 SEASON TOTALS

OPPONENT	ERA	W-L-S	G/GS	IP	H	R	ER	BB	SO	HR	NP
(2/20) Oklahoma State	9.00	0-0-0	1/1	4.0	3	4	4	3	7	1	70
(2/26) Army	5.40	1-0-0	1/1	6.0	2	2	2	0	6	1	77
(3/5) at Hawaii-1	3.71	1-0-0	1/1	7.0	2	1	1	1	9	0	90
(3/11) Wagner-2	2.74	1-0-0	1/1	6.0	1	0	0	1	13	0	83
(3/19) Missouri	2.10	1-0-0	1/1	7.0	3	0	0	1	10	0	109
(3/25) at South Carolina	4.02	0-1-0	1/1	1.1	7	7	7	1	2	1	43
(4/2) Tennessee	3.89	0-1-0	1/1	5.2	5	5	2	3	9	1	99
(4/9) at Auburn	4.14	0-0-0	1/1	4.1	7	3	3	2	2	2	94
(4/16) Florida	4.57	0-0-0	1/1	4.0	4	4	4	4	8	3	92
(4/23) at Kentucky	4.65	0-1-0	1/1	5.0	4	3	3	1	3	1	71
(4/29) Texas A&M	4.23	1-0-0	1/1	5.0	4	0	0	4	7	0	98
(5/8) at Georgia	3.82	1-0-0	1/1	6.0	4	0	0	2	5	0	101
TOTALS	3.82	6-3-0	12/12	61.1	46	29	26	23	81	10	--

CAREER TOTALS

YEAR	ERA	W-L	APP/GS	SV	IP	H	R	ER	BB	SO	B/AVG
2022	3.82	6-3	12/12	0	61.1	46	29	26	23	81	.203
TOTALS	3.82	6-3	12/12	0	61.1	46	29	26	23	81	.203

CAREER SEC TOTALS

YEAR	ERA	W-L	APP/GS	SV	IP	H	R	ER	BB	SO	B/AVG
2022	4.46	3-3	8/8	0	38.1	38	22	19	18	46	.252
TOTALS	4.46	3-3	8/8	0	38.1	38	22	19	18	46	.252

#29 NICK MALDONADO, RHP - JR.

MOST RECENT APP: (5/8 at Georgia) 2.0 IP, 1 H, 1 K

- Made a team-high 28 appearances in 2021
- Spotted a 2.31 ERA last season -- the lowest of all Commodore relief pitchers
- Tied for the team lead in saves with nine last campaign
- Majoring in human and organizational development

2022 SEASON TOTALS

OPPONENT	ERA	W-L-S	G/GS	IP	H	R	ER	BB	SO	HR	NP
(2/19) Oklahoma State	4.50	0-1-0	1/1	4.0	6	4	2	1	3	0	68
(2/27) Army	2.25	1-0-0	1/1	4.0	4	0	0	1	3	0	67
(3/6) at Hawaii	1.50	0-0-0	1/1	4.0	2	1	0	2	1	0	50
(4/16) Florida	2.77	1-0-0	1/0	1.0	2	2	2	0	1	1	18
(4/19) Tennessee Tech	2.57	0-0-0	1/0	1.0	0	0	0	1	2	0	14
(4/24) at Kentucky	2.76	0-0-0	1/0	2.1	2	2	1	2	2	0	36
(4/30) Texas A&M	3.20	0-0-0	1/0	3.1	3	2	2	0	5	1	63
(5/6) at Georgia	3.80	0-0-0	1/0	1.2	5	2	2	1	2	0	37
(5/8) at Georgia	3.47	0-0-0	1/0	2.0	1	0	0	0	1	0	26
TOTALS	3.47	2-1-0	9/3	23.1	25	13	9	8	20	2	--

2021 SEASON TOTALS

OPPONENT	ERA	W-L-S	G/GS	IP	H	R	ER	BB	SO	HR	NP
(2/22) Wright State-2	0.00	0-0-0	1/0	1.0	0	0	0	2	1	0	27
(2/26) Georgia State	0.00	0-0-0	1/0	1.2	0	0	0	0	1	0	14
(2/28) Georgia State-1	0.00	0-0-0	1/0	1.2	0	0	0	0	2	0	19
(3/7) Illinois-Chicago	0.00	0-0-0	1/0	1.0	2	0	0	0	2	0	25
(3/13) at Oklahoma State	0.00	0-0-0	1/0	1.0	0	0	0	0	2	0	10
(3/16) Belmont	0.00	0-0-1	1/0	1.0	1	0	0	0	1	0	14
(3/21) South Carolina	2.16	0-1-0	1/0	1.0	2	2	2	0	2	0	15
(3/27) at Missouri	1.59	0-0-0	1/0	3.0	1	0	0	0	4	0	37
(4/2) at LSU	1.26	0-0-1	1/0	3.0	1	0	0	1	4	0	39
(4/8) Georgia	1.17	0-0-0	1/0	1.0	0	0	0	0	1	0	12
(4/9) Georgia	1.10	1-0-0	1/0	1.0	1	0	0	0	1	0	10
(4/16) at Tennessee	0.98	0-0-0	1/0	2.0	0	0	0	0	2	0	30
(4/18) at Tennessee	0.90	0-0-0	1/0	1.2	0	0	0	0	2	0	13
(4/25) Mississippi State	0.77	0-0-1	1/0	3.1	0	0	0	1	4	0	33
(4/30) at Florida	0.72	0-0-0	1/0	1.2	2	0	0	0	4	0	37
(5/7) Alabama	0.66	0-0-1	1/0	2.1	1	0	0	1	1	0	33
(5/11) North Alabama	0.64	0-0-1	1/0	1.0	1	0	0	0	0	0	15
(5/16) at Ole Miss	1.15	0-0-0	1/0	3.0	4	2	2	0	1	1	39
(5/21) Kentucky	1.11	0-0-0	1/0	1.0	2	0	0	0	1	0	20
(5/22) Kentucky	2.12	0-1-0	1/0	1.2	4	4	4	0	3	1	35
(5/28) vs. Ole Miss	2.23	0-0-0	1/0	2.1	1	1	1	1	3	1	28
(6/5) Georgia Tech	2.52	0-0-1	1/0	3.0	1	2	2	1	4	1	47
(6/6) vs. Georgia Tech	2.50	0-0-1	1/0	0.1	0	0	0	0	0	0	3
(6/11) East Carolina	2.47	0-0-0	1/0	0.1	0	0	0	0	0	0	4
(6/12) vs. East Carolina	2.36	0-0-1	1/0	2.0	0	0	0	0	2	0	21
(6/19) vs. Arizona	2.42	0-0-0	1/0	2.2	2	1	1	1	0	4	48
(6/23) vs. Stanford	2.45	0-0-0	1/0	3.0	4	1	1	1	3	0	51
(6/28) vs. Mississippi State	2.31	0-0-1	1/0	3.0	2	0	0	0	4	0	46
TOTALS	2.31	1-2-9	28/0	50.2	32	13	13	7	59	4	--

2020 SEASON TOTALS

OPPONENT	ERA	W-L-S	G/GS	IP	H	R	ER	BB	SO	HR	NP
(2/16) vs. Cal Poly	0.00	0-0-0	1/0	2.0	1	0	0	0	0	0	23
(2/26) Saint Louis	4.50	0-0-0	1/0	2.0	6	2	2	0	5	0	42
(3/3) Central Arkansas	3.00	0-0-0	1/0	2.0	0	0	0	1	1	0	23
(3/11) Toledo	2.70	0-0-0	1/0	0.2	0	0	0	0	0	0	8
TOTALS	2.70	0-0-0	4/0	6.2	7	2	2	1	6	0	--

CAREER TOTALS

YEAR	ERA	W-L	APP/GS	SV	IP	H	R	ER	BB	SO	B/AVG
2020	2.70	0-0	4/0	0	6.2	7	2	2	1	6	.269
2021	2.31	1-2	28/0	9	50.2	32	13	13	7	59	.173
2022	3.47	2-1	9/3	0	23.1	25	13	9	8	20	.272
TOTALS	2.68	3-3	41/3	9	80.2	64	28	24	16	85	.211

CAREER SEC TOTALS

YEAR	ERA	W-L	APP/GS	SV	IP	H	R	ER	BB	SO	B/AVG
2021	2.81	1-2	13/0	3	25.2	18	8	8	3	30	.186
2022	6.10	1-0	5/0	0	10.1	13	8	7	3	11	.295
TOTALS	3.75	2-2	18/0	3	36.0	31	16	15	6	41	.220

PITCHING GAME-BY-GAME AND CAREER STATS

#30 NELSON BERKWICH, LHP - SO.

MOST RECENT APP: (5/10 vs. Indiana State) 0.1 IP, 1 BB

- Nation's 17th-best left-handed pitcher by Perfect Game
- 25-4 career record at American Heritage across 212.0 career innings
- 2017 USA Baseball Gold Medalist
- Majoring in human and organizational development

2022 SEASON TOTALS

OPPONENT	ERA	W-L-S	G/GS	IP	H	R	ER	BB	SO	HR	NP
(2/19) Oklahoma State	0.00	0-0-0	1/0	1.0	0	0	0	0	0	0	13
(2/25) Army	0.00	0-0-0	1/0	0.1	0	0	0	0	1	0	5
(3/1) Central Arkansas	0.00	0-0-0	1/0	0.0	0	1	0	1	0	0	13
(3/15) Michigan	0.00	0-0-0	1/0	1.0	0	0	0	0	2	0	18
(3/20) Missouri	0.00	1-0-0	1/0	1.1	1	0	0	0	3	0	21
(3/24) at South Carolina	0.00	0-0-0	1/0	1.0	1	0	0	0	2	0	12
(4/2) Tennessee	0.00	0-0-0	1/0	1.0	0	0	0	1	1	0	13
(4/12) Western Kentucky	0.00	0-0-0	1/0	1.0	2	0	0	1	1	0	23
(4/24) at Kentucky	0.00	0-0-0	1/0	0.0	1	0	0	0	0	0	6
(4/30) Texas A&M	0.00	0-0-0	1/0	1.0	1	0	0	1	2	0	23
(5/3) Louisville	0.00	0-0-0	1/0	1.0	0	0	0	0	1	0	12
(5/6) at Georgia	0.87	0-0-0	1/0	1.2	4	4	1	0	2	0	33
(5/10) Indiana State	0.84	0-0-0	1/0	0.1	0	0	0	1	0	0	5
TOTALS	0.84	1-0-0	13/0	10.2	10	5	1	5	15	0	--

2021 SEASON TOTALS

OPPONENT	ERA	W-L-S	G/GS	IP	H	R	ER	BB	SO	HR	NP
(2/28) Georgia State-2	9.00	0-0-0	1/0	1.0	2	1	1	0	0	0	17
(3/26) at Missouri	4.50	0-0-0	1/0	1.0	2	3	0	1	1	1	24
(4/20) Austin Peay	3.00	0-0-0	1/0	1.0	0	0	0	0	2	0	8
(4/24) Mississippi State	2.25	0-0-0	1/0	1.0	1	0	0	0	1	0	14
(4/30) at Florida	6.23	0-0-0	1/0	0.1	3	3	2	0	1	1	16
(5/4) at Louisville	4.26	0-0-0	1/0	2.0	0	0	0	0	2	0	24
(5/11) North Alabama	3.24	1-0-0	1/0	2.0	0	0	0	1	2	0	37
(5/18) Florida International	2.79	0-0-0	1/0	1.1	1	0	0	0	4	0	19
(5/27) vs. Arkansas	2.31	0-0-0	1/0	2.0	1	0	0	1	1	0	33
(6/29) vs. Mississippi State	3.07	0-0-0	1/0	3.0	6	2	2	0	5	0	55
TOTALS	3.07	1-0-0	10/0	14.2	16	9	5	3	19	2	--

CAREER TOTALS

YEAR	ERA	W-L	APP/GS	SV	IP	H	R	ER	BB	SO	B/AVG
2021	3.07	1-0	10/0	0	14.2	16	9	5	3	19	.267
2022	0.84	1-0	13/0	0	10.2	10	5	1	5	15	.233
TOTALS	2.13	2-0	23/0	0	25.1	26	14	6	8	34	.252

CAREER SEC TOTALS

YEAR	ERA	W-L	APP/GS	SV	IP	H	R	ER	BB	SO	B/AVG
2021	7.71	0-0	3/0	0	2.1	6	6	2	1	3	.400
2022	1.50	1-0	6/0	0	6.0	8	4	1	2	10	.296
TOTALS	3.24	1-0	9/0	0	8.1	14	10	3	3	13	.333

#33 HUNTER OWEN, LHP - SO.

MOST RECENT APP: (4/10 at Auburn) 4.0 IP, 4 H, 2 R/2 ER, 3K

- Maine's top-ranked overall player and southpaw according to Perfect Game
- 2019 Gatorade State Player of the Year in Maine
- Multi-sport athlete who competed in football for two years and basketball for four seasons
- Undeclared major

2022 SEASON TOTALS

OPPONENT	ERA	W-L-S	G/GS	IP	H	R	ER	BB	SO	HR	NP
(2/20) Oklahoma State	3.00	0-0-0	1/0	3.0	5	1	1	0	6	0	46
(2/27) Army	1.29	0-0-0	1/0	4.0	1	0	0	1	6	0	62
(3/5) at Hawaii-2	0.90	1-0-0	1/0	3.0	1	0	0	2	6	0	49
(3/13) Wagner	1.29	1-0-0	1/0	4.0	4	1	1	1	4	0	60
(3/20) Missouri	3.12	0-0-0	1/1	3.1	3	4	4	2	5	0	65
(3/26) at South Carolina	4.91	0-1-0	1/0	1.0	2	4	4	2	1	1	41
(4/1) Tennessee	3.97	0-0-0	1/0	4.1	2	0	0	0	7	0	68
(4/10) at Auburn	4.05	0-0-0	1/0	4.0	4	2	2	0	3	1	61
TOTALS	4.05	2-1-0	8/1	26.2	22	12	12	8	38	2	--

2021 SEASON TOTALS

OPPONENT	ERA	W-L-S	G/GS	IP	H	R	ER	BB	SO	HR	NP
(2/24) Western Kentucky	0.00	0-0-0	1/0	2.0	1	0	0	0	4	0	32
(2/28) Georgia State-1	5.40	0-0-0	1/0	1.1	1	2	2	2	1	0	26
(3/13) at Oklahoma State-2	4.15	0-0-0	1/0	1.0	0	0	0	2	0	0	20
(4/6) UT-Martin	4.26	0-0-0	1/0	2.0	2	1	1	2	3	0	34
(4/10) Georgia	4.05	0-0-0	1/0	0.1	1	0	0	0	0	0	6
(4/13) Eastern Kentucky	4.70	0-0-0	1/0	1.0	3	1	1	0	1	0	26
(4/18) at Tennessee	4.50	0-0-0	1/0	0.1	0	0	0	0	0	0	3
(4/20) Austin Peay	4.00	0-0-0	1/0	1.0	0	0	0	2	1	0	19
(4/24) Mississippi State	5.73	0-0-0	1/0	2.0	3	3	3	2	2	0	42
(5/1) at Florida	6.92	0-0-0	1/0	2.0	4	4	3	2	1	1	40
(5/4) at Louisville	6.43	0-0-0	1/0	1.0	0	0	0	0	1	0	15
(5/11) North Alabama	6.00	0-0-0	1/0	1.0	1	0	0	0	3	0	16
(5/16) at Ole Miss	8.04	0-0-0	1/0	0.2	3	6	4	1	0	2	19
(6/29) vs. Mississippi State	10.26	0-0-0	1/0	1.0	3	5	5	2	2	0	40
TOTALS	10.26	0-0-0	14/0	16.2	22	22	19	15	19	3	--

CAREER TOTALS

YEAR	ERA	W-L	APP/GS	SV	IP	H	R	ER	BB	SO	B/AVG
2021	10.26	0-0	14/0	0	16.2	22	22	19	15	19	.314
2022	4.05	2-1	8/1	0	26.2	22	12	12	8	38	.222
TOTALS	6.44	2-1	22/1	0	43.1	44	34	31	23	57	.260

CAREER SEC TOTALS

YEAR	ERA	W-L	APP/GS	SV	IP	H	R	ER	BB	SO	B/AVG
2021	16.88	0-0	5/0	0	5.1	11	13	10	5	3	.393
2022	7.11	0-1	4/1	0	12.2	11	10	10	4	16	.229
TOTALS	10.00	0-1	9/1	0	18.0	22	23	20	9	19	.289

PITCHING GAME-BY-GAME AND CAREER STATS

#35 CHRIS MCELVAIN, RHP - JR.

MOST RECENT APP: (5/7 at Georgia) GS, 6.0 IP, 3 H, 4 R/2 ER, 5 BB/5 K

- Named SEC Pitcher of the Week on April 25
- Tallied five wins last campaign, which placed him third on the squad
- Helped Summit High School (Thompson Station, Tenn.) to a pair of state final fours
- Majoring in medicine, health and society

2022 SEASON TOTALS

OPPONENT	ERA	W-L-S	G/GS	IP	H	R	ER	BB	SO	HR	NP
(2/18) Oklahoma State	0.00	1-0-0	1/1	4.0	4	0	0	1	10	0	79
(2/25) Army	0.00	0-0-0	1/1	4.2	2	2	0	3	5	0	87
(3/4) at Hawaii	1.15	1-0-0	1/1	7.0	3	2	2	1	13	0	92
(3/11) Wagner-1	2.33	0-0-0	1/1	3.2	7	6	3	1	2	0	74
(3/18) Missouri	2.49	1-0-0	1/1	6.0	2	2	2	1	8	2	92
(3/24) at South Carolina	1.95	1-0-0	1/1	7.0	5	0	0	2	5	0	93
(4/1) Tennessee	3.16	0-1-0	1/1	4.2	5	6	6	4	8	1	97
(4/8) at Auburn	3.59	0-1-0	1/1	5.2	6	4	4	4	5	2	103
(4/15) Florida	4.05	0-0-0	1/1	4.0	4	4	4	3	2	1	68
(4/22) at Kentucky	3.52	1-0-0	1/1	7.0	0	0	0	3	9	0	104
(4/28) Texas A&M	3.53	0-1-0	1/1	5.0	2	2	2	4	7	1	99
(5/7) at Georgia	3.48	0-0-0	1/1	6.0	3	4	2	5	5	1	99
TOTALS	3.48	5-3-0	12/12	64.2	43	32	25	32	79	8	--

2021 SEASON TOTALS

OPPONENT	ERA	W-L-S	G/GS	IP	H	R	ER	BB	SO	HR	NP
(2/22) Wright State-1	3.00	0-0-1	1/0	3.0	3	1	1	1	5	0	55
(2/27) Georgia State	6.75	0-0-0	1/0	2.1	2	3	3	1	2	0	36
(3/5) Illinois-Chicago	5.68	0-0-0	1/0	1.0	0	0	0	1	1	0	19
(3/9) Memphis	4.91	0-0-0	1/0	1.0	1	0	0	2	2	0	27
(3/14) at Oklahoma State	4.32	0-0-0	1/0	1.0	0	0	0	0	2	0	12
(3/23) Lipscomb	3.86	0-0-0	1/0	1.0	0	0	0	1	3	0	23
(3/26) at Missouri	3.48	0-0-0	1/0	1.0	0	0	0	1	3	0	21
(4/6) UT-Martin	2.92	1-0-0	1/0	2.0	0	0	0	0	4	0	29
(4/10) Georgia	3.31	0-0-0	1/0	4.0	2	2	2	1	2	0	49
(4/18) at Tennessee	3.54	1-0-0	1/0	4.0	3	2	2	2	4	2	66
(4/25) Mississippi State	3.16	1-0-0	1/0	5.1	5	1	1	2	4	1	77
(5/2) at Florida	4.40	0-1-0	1/1	3.0	5	5	5	4	4	0	80
(5/8) Alabama	4.11	0-0-0	1/0	2.0	1	0	0	0	1	0	21
(5/15) at Ole Miss	4.01	0-0-1	1/0	3.0	3	1	1	2	4	0	53
(5/21) Kentucky	3.86	1-0-0	1/0	1.1	2	0	0	0	0	0	15
(5/22) Kentucky	3.72	0-0-0	1/0	1.1	0	0	0	2	1	0	29
(5/27) vs. Arkansas	3.79	0-0-0	1/0	1.2	1	1	1	1	1	0	36
(6/6) Georgia Tech	4.02	0-0-0	1/0	2.1	3	2	2	1	6	1	49
(6/19) vs. Arizona	3.92	1-0-0	1/0	1.0	1	0	0	0	2	0	13
(6/23) vs. Stanford	3.77	0-0-0	1/0	1.2	2	0	0	1	3	0	30
(6/25) vs. NC State	3.71	0-0-0	1/0	0.2	1	0	0	1	1	0	18
(6/30) vs. Mississippi State	4.34	0-0-0	1/0	2.0	4	4	4	3	3	2	45
TOTALS	4.34	5-1-2	22/1	45.2	39	22	22	27	58	6	--

2020 SEASON TOTALS

OPPONENT	ERA	W-L-S	G/GS	IP	H	R	ER	BB	SO	HR	NP
(2/16) vs. Cal Poly	15.43	0-0-0	1/0	2.1	4	4	4	2	0	0	53
(2/21) Illinois-Chicago	10.80	0-0-0	1/0	1.0	1	0	0	1	1	0	17
(2/25) Evansville	6.75	0-0-0	1/0	2.0	0	0	0	0	0	0	27
(2/29) Hawaii	6.14	0-0-0	1/0	2.0	2	1	1	0	3	0	33
(3/3) Central Arkansas	5.40	0-0-0	1/0	1.0	1	0	0	0	2	0	18
(3/11) Toledo	4.82	0-0-0	1/0	1.0	0	0	0	1	1	0	16
TOTALS	4.82	0-0-0	6/0	9.1	8	5	5	4	7	0	--

CAREER TOTALS

YEAR	ERA	W-L	APP/GS	SV	IP	H	R	ER	BB	SO	B/AVG
2020	4.82	0-0	6/0	0	9.1	8	5	5	4	7	.222
2021	4.34	5-1	22/1	2	45.2	39	22	22	27	58	.232
2022	3.48	5-3	12/12	0	64.2	43	32	25	32	79	.184
TOTALS	3.91	10-4	40/13	2	119.2	90	59	52	63	144	.205

CAREER SEC TOTALS

YEAR	ERA	W-L	APP/GS	SV	IP	H	R	ER	BB	SO	B/AVG
2021	3.96	3-1	9/1	1	25.0	21	11	11	14	23	.228
2022	3.97	3-3	8/8	0	45.1	27	22	20	26	49	.169
TOTALS	3.97	6-4	17/9	1	70.1	48	33	31	40	72	.190

#36 GRAYSON MOORE, RHP - SO.

MOST RECENT APP: (5/10 vs. Indiana State) 2.2 IP, 1 H, 1 BB/3 K

- 1.50 ERA across 17.2 innings during his shortened senior season
- Led Lake Mary High School (Lake Mary, Fla.) to a conference championship and District 9A championship in 2018
- Spanish Honor Society and National Honor Society member
- Undeclared major

2022 SEASON TOTALS

OPPONENT	ERA	W-L-S	G/GS	IP	H	R	ER	BB	SO	HR	NP
(2/19) Oklahoma State	0.00	0-0-0	1/0	3.0	0	0	0	1	5	0	48
(3/1) Central Arkansas	0.00	0-0-0	1/0	2.0	3	1	0	1	3	0	35
(3/4) at Hawaii	0.00	0-0-0	1/0	2.0	1	0	0	0	2	0	25
(3/13) Wagner	0.00	0-0-0	1/1	2.0	1	0	0	0	2	3	33
(3/22) vs. Belmont	0.00	0-0-0	1/0	2.0	1	0	0	0	2	0	21
(3/26) at South Carolina	0.69	0-0-0	1/0	2.0	1	1	1	1	2	2	31
(4/3) Tennessee	1.93	0-0-0	1/0	1.0	3	2	2	1	2	0	24
(4/8) at Auburn	2.40	0-0-0	1/0	1.0	1	1	1	1	1	0	18
(4/12) Western Kentucky	3.52	0-0-0	1/0	0.1	2	2	2	1	1	0	20
(4/17) Florida	3.31	0-0-0	1/0	1.0	1	0	0	0	2	0	17
(4/30) Texas A&M	4.67	0-0-0	1/0	1.0	2	3	3	1	3	1	31
(5/10) Indiana State	4.05	0-0-0	1/0	2.2	1	0	0	1	3	0	39
TOTALS	4.05	0-0-0	12/1	20.0	17	10	9	11	29	1	--

2021 SEASON TOTALS

OPPONENT	ERA	W-L-S	G/GS	IP	H	R	ER	BB	SO	HR	NP
(2/24) Western Kentucky	0.00	0-0-0	1/0	1.0	0	0	0	1	2	0	18
(2/28) Georgia State-1	0.00	0-0-0	1/0	1.0	0	0	0	2	0	0	17
(3/5) Illinois-Chicago	0.00	0-0-0	1/0	1.0	1	0	0	1	0	0	22
(4/8) Georgia	5.40	0-0-0	1/0	2.0	4	5	3	0	2	4	31
(5/19) FIU	9.00	0-0-0	1/0	1.0	3	3	3	0	2	1	28
TOTALS	9.00	0-0-0	5/0	6.0	8	8	6	4	6	5	--

CAREER TOTALS

YEAR	ERA	W-L	APP/GS	SV	IP	H	R	ER	BB	SO	B/AVG
2021	9.00	0-0	5/0	0	6.0	8	8	6	4	6	.308
2022	4.05	0-0	12/1	0	20.0	17	10	9	11	29	.230
TOTALS	5.19	0-0	17/1	0	26.0	25	18	15	15	35	.250

CAREER SEC TOTALS

YEAR	ERA	W-L	APP/GS	SV	IP	H	R	ER	BB	SO	B/AVG
2021	13.50	0-0	1/0	0	2.0	4	5	3	0	2	.333
2022	10.50	0-0	5/0	0	6.0	8	7	7	5	10	.308
TOTALS	11.25	0-0	6/0	0	8.0	12	12	10	5	12	.316

#40 SAM HLIBOKI, RHP - JR.

MOST RECENT APP: --

- Suffered a season-ending injury during April 2021
- 2019 Daily News Pitcher of the Year
- Went 9-1 with a 1.37 ERA and 0.78 WHIP in 72 innings as senior at Harvard-Westlake (Los Angeles, Calif.)
- Majoring in human and organizational development

2021 SEASON TOTALS

OPPONENT	ERA	W-L-S	G/GS	IP	H	R	ER	BB	SO	HR	NP
(2/22) Wright State-1	0.00	0-0-0	1/0	2.0	1	0	0	1	2	0	38
(2/27) Georgia State	1.50	0-0-0	1/1	4.0	4	1	1	0	7	1	68
(3/6) Illinois-Chicago	2.25	0-0-0	1/0	2.0	2	1	1	0	2	0	34
(3/13) at Oklahoma State-2	3.60	0-0-0	1/0	2.0	3	2	2	1	2	1	37
(3/16) Belmont	3.75	0-0-0	1/0	2.0	1	1	1	1	2	0	28
(3/23) Lipscomb	3.38	0-0-0	1/0	1.1	0	0	0	0	1	0	24
(3/25) at Missouri	2.76	0-0-1	1/0	3.0	2	0	0	1	1	0	41
(4/1) at LSU	2.33	0-0-1	1/0	3.0	0	0	0	0	1	0	32
(4/10) Georgia	2.70	0-0-0	1/0	0.2	2	1	1	0	2	0	15
TOTALS	2.70	0-0-2	9/1	20.0	15	6	6	4	20	2	--

2020 SEASON TOTALS

OPPONENT	ERA	W-L-S	G/GS	IP	H	R	ER	BB	SO	HR	NP
(2/15) vs. UConn	0.00	0-0-1	1/0	3.0	1	0	0	0	3	0	36
(2/22) Illinois-Chicago	0.00	0-0-0	1/0	2.2	0	0	0	0	3	0	31
(2/28) Hawaii	0.00	0-0-1	1/0	2.1	0	0	0	0	5	0	26
(3/1) Hawaii	0.00	0-0-0	1/0	2.2	1	0	0	1	2	0	43
(3/6) at UCLA	0.00	0-0-0	1/0	5.0	0	0	0	1	3	0	57
TOTALS	0.00	0-0-2	5/0	15.2	2	0	0	2	16	0	--

CAREER TOTALS

YEAR	ERA	W-L	APP/GS	SV	IP	H	R	ER	BB	SO	B/AVG
2020	0.00	0-0	5/0	2	15.2	2	0	0	2	16	.043
2021	2.70	0-0									

PITCHING GAME-BY-GAME AND CAREER STATS

#42 CHRISTIAN LITTLE, RHP - SO.

MOST RECENT APP: (5/10 vs. Indiana State) 1.0 IP, 1 H, 2 K

- Missouri's top-ranked overall prospect and right-hander according to Perfect Game
- 2020 Gatorade State Player of the Year in Missouri
- Father, Chris Little, was a member of the Houston Astros organization
- Undeclared major

2022 SEASON TOTALS

OPPONENT	ERA	W-L-S	G/GS	IP	H	R	ER	BB	SO	HR	NP
(2/20) Oklahoma State	0.00	0-0-0	1/0	1.0	0	0	0	0	1	0	24
(2/26) Army	3.00	0-0-0	1/0	2.0	1	1	1	3	3	0	38
(3/1) Central Arkansas	2.25	0-0-0	1/0	1.0	1	0	0	0	3	0	16
(3/6) at Hawaii	1.50	0-0-0	1/0	2.0	3	0	0	1	1	0	33
(3/15) Michigan	3.68	0-0-0	1/0	1.1	3	2	2	0	2	0	22
(3/19) Missouri	2.89	0-0-0	1/0	2.0	0	0	0	0	4	0	29
(4/3) Tennessee	3.18	0-0-0	1/0	2.0	2	1	1	0	2	0	25
(4/10) at Auburn	2.92	0-0-0	1/0	1.0	2	0	0	0	0	0	17
(4/12) Western Kentucky	2.70	0-0-1	1/0	1.0	1	0	0	0	1	0	19
(4/17) Florida	2.76	0-1-0	1/0	3.0	1	1	1	0	2	1	28
(4/22) at Kentucky	2.45	0-0-0	1/0	2.0	0	0	0	1	4	0	27
(4/29) Texas A&M	2.42	0-0-1	1/0	4.0	1	1	1	2	5	0	68
(5/6) at Georgia	3.08	1-0-0	1/1	4.0	5	3	3	2	4	1	70
(5/10) Indiana State	2.96	0-0-0	1/0	1.0	1	0	0	0	2	0	20
TOTALS	2.96	1-1-2	14/1	27.1	21	9	9	9	34	2	--

2021 SEASON TOTALS

OPPONENT	ERA	W-L-S	G/GS	IP	H	R	ER	BB	SO	HR	NP
(2/24) Western Kentucky	0.00	1-0-0	1/1	3.0	3	1	0	0	1	0	31
(2/28) Georgia State-2	4.50	0-0-0	1/0	1.0	2	2	2	0	1	2	21
(3/9) Memphis	6.75	0-0-0	1/1	2.2	4	3	3	3	4	0	55
(3/16) Belmont	4.22	1-0-0	1/1	4.0	1	0	0	2	7	0	55
(3/23) Lipscomb	4.61	0-0-0	1/1	3.0	3	3	2	1	3	1	58
(3/30) Tennessee Tech	5.09	0-0-0	1/1	4.0	6	4	3	2	4	1	73
(4/6) UT-Martin	5.40	0-0-0	1/1	4.0	5	3	3	2	5	1	65
(4/13) Eastern Kentucky	5.16	0-0-0	1/0	1.0	0	0	0	1	2	0	28
(4/18) at Tennessee	5.16	0-0-0	1/0	0.0	0	0	0	1	0	0	8
(5/4) at Louisville	6.18	0-1-0	1/1	5.0	4	6	6	2	4	1	70
(5/18) FIU	5.57	1-0-0	1/1	4.2	2	1	1	1	6	1	65
(5/26) vs. Ole Miss	5.02	0-0-0	1/1	5.1	3	1	1	1	7	0	71
(6/23) vs. Stanford	4.87	0-0-0	1/1	3.0	4	4	1	2	3	1	70
(6/29) vs. Mississippi State	5.48	0-1-0	1/1	2.0	3	5	4	4	2	0	58
TOTALS	5.48	3-2-0	14/11	42.2	40	33	26	22	49	8	--

CAREER TOTALS

YEAR	ERA	W-L	APP/GS	SV	IP	H	R	ER	BB	SO	B/AVG
2021	5.48	3-2	14/11	0	42.2	40	33	26	22	49	.244
2022	2.96	1-1	14/1	2	27.1	21	9	9	9	34	.204
TOTALS	4.50	4-3	28/12	2	70.0	61	42	35	31	83	.228

CAREER SEC TOTALS

YEAR	ERA	W-L	APP/GS	SV	IP	H	R	ER	BB	SO	B/AVG
2021	0.00	0-0	1/0	0	0.0	0	0	0	1	0	.000
2022	3.00	1-1	7/1	1	18.0	11	6	6	5	21	.172
TOTALS	3.00	1-1	8/1	1	18.0	11	6	6	6	21	.172

#44 DONYE EVANS, RHP - SO.

MOST RECENT APP: (5/10 vs. Indiana State) 0.2 IP, 1 H, 1 K

- Georgia's fifth-best right-hander and 16th-rated overall prospect by Perfect Game
- 66 strikeouts across 51.1 innings of work as a junior at Redan, notching five wins
- Principal's list honoree as a senior
- Undeclared major

2022 SEASON TOTALS

OPPONENT	ERA	W-L-S	G/GS	IP	H	R	ER	BB	SO	HR	NP
(3/13) Wagner	0.00	0-0-0	1/0	1.0	0	0	0	0	1	0	9
(3/22) vs. Belmont	0.00	0-0-0	1/0	1.0	0	0	0	0	0	0	10
(3/24) at South Carolina	0.00	0-0-0	1/0	1.0	0	0	0	0	2	0	10
(4/5) Tennessee	0.00	0-0-0	1/0	0.2	0	0	0	0	0	0	4
(4/5) Austin Peay	0.00	0-0-0	1/0	1.1	1	0	0	0	2	0	19
(4/10) at Auburn	0.00	0-0-0	1/0	1.0	1	0	0	1	1	0	17
(4/16) Florida	0.00	0-0-0	1/0	2.0	0	0	0	1	2	0	28
(4/30) Texas A&M	0.00	0-0-0	1/0	1.0	0	0	0	2	1	0	23
(5/7) at Georgia	4.66	0-0-0	1/0	0.2	4	5	5	2	0	1	37
(5/10) Indiana State	4.35	0-0-0	1/0	0.2	1	0	0	0	1	0	11
TOTALS	4.35	0-0-0	10/0	10.1	7	5	5	6	10	1	--

2021 SEASON TOTALS

OPPONENT	ERA	W-L-S	G/GS	IP	H	R	ER	BB	SO	HR	NP
(3/13) at Oklahoma State-2	9.00	0-0-0	1/0	1.0	2	2	1	0	1	0	22
(4/13) Eastern Kentucky	6.75	0-0-0	1/0	0.1	0	1	0	0	0	1	13
(4/17) at Tennessee	10.80	0-0-0	1/0	0.1	1	1	1	1	0	0	11
(4/20) Austin Peay	6.75	0-0-0	1/0	1.0	1	0	0	0	2	0	16
(5/1) at Florida	4.91	0-0-0	1/0	1.0	1	0	0	1	1	0	17
(5/4) at Louisville	7.36	0-0-0	1/0	0.0	1	1	1	0	0	1	3
(5/18) FIU	5.79	0-0-0	1/0	1.0	0	0	0	0	1	0	10
(6/29) vs. Mississippi State	4.76	0-0-0	1/0	1.0	1	0	0	0	0	0	14
TOTALS	4.76	0-0-0	8/0	5.2	7	5	3	2	6	1	--

CAREER TOTALS

YEAR	ERA	W-L	APP/GS	SV	IP	H	R	ER	BB	SO	B/AVG
2021	4.76	0-0	8/0	0	5.2	7	5	3	2	6	.269
2022	4.35	0-0	10/0	0	10.1	7	5	5	6	10	.194
TOTALS	4.50	0-0	18/0	0	16.0	14	10	8	8	16	.226

CAREER SEC TOTALS

YEAR	ERA	W-L	APP/GS	SV	IP	H	R	ER	BB	SO	B/AVG
2021	6.75	0-0	2/0	0	1.1	2	1	1	2	1	.333
2022	7.11	0-0	6/0	0	6.1	5	5	5	6	6	.217
TOTALS	7.04	0-0	8/0	0	7.2	7	6	6	8	7	.241

#50 KYLE MAGRANS, RHP - FR.

MOST RECENT APP: --

- In-state product who attended Clarksville High School (Clarksville, Tenn.)
- Rated the seventh-best right-handed pitcher in Tennessee according to Perfect Game
- Owned a 9-1 record on the mound in 2021, striking out 67 batters across 53.1 innings
- Helped Clarksville to a district championship, including the school's first appearance in the state playoffs since 2010

CAREER TOTALS

YEAR	ERA	W-L	APP/GS	SV	IP	H	R	ER	BB	SO	B/AVG
2022	--	--	--	--	--	--	--	--	--	--	--
TOTALS	--	--	--	--	--	--	--	--	--	--	--

CAREER SEC TOTALS

YEAR	ERA	W-L	APP/GS	SV	IP	H	R	ER	BB	SO	B/AVG
2022	--	--	--	--	--	--	--	--	--	--	--
TOTALS	--	--	--	--	--	--	--	--	--	--	--

PITCHING GAME-BY-GAME AND CAREER STATS

#66 THOMAS SCHULTZ, RHP - JR.

MOST RECENT APP: (5/10 vs. Indiana State) W, 0.2 IP, 1 K

- Won Omaha Challenge for pitchers as a freshman
- Two-sport athlete who also competed in basketball in high school at Our Lady of Lourdes Regional (Mount Carmel, Pa.)
- Set school and area scoring record in basketball with 2,355 career points
- Double majoring in human and organizational development, and medicine, health and society

2022 SEASON TOTALS

OPPONENT	ERA	W-L-S	G/GS	IP	H	R	ER	BB	SO	HR	NP
(2/18) Oklahoma State	0.00	0-0-1	1/0	1.0	0	0	0	0	1	0	7
(2/20) Oklahoma State	9.00	0-1-0	1/0	1.0	3	2	2	0	2	0	26
(2/27) Army	6.00	0-0-0	1/0	1.0	0	0	0	0	1	0	7
(3/1) Central Arkansas	4.50	0-0-1	1/0	1.0	0	0	0	0	2	0	9
(3/6) at Hawaii	3.00	0-0-1	1/0	2.0	1	0	0	1	1	0	21
(3/11) Wagner-1	2.57	0-0-0	1/0	1.0	0	0	0	0	2	0	13
(3/15) Michigan	2.25	1-0-0	1/0	1.0	0	0	0	0	3	0	17
(3/20) Missouri	1.86	0-0-1	1/0	1.2	0	0	0	0	3	0	35
(3/26) at South Carolina	2.38	0-0-0	1/0	1.2	4	1	1	0	1	0	24
(4/3) Tennessee	2.92	0-0-0	1/0	1.0	2	1	1	1	0	0	19
(4/8) at Auburn	2.63	0-0-0	1/0	1.1	0	0	0	0	1	0	14
(4/12) Western Kentucky	2.45	0-0-0	1/0	1.0	0	0	0	0	0	0	16
(4/15) Florida	2.20	1-0-0	1/0	1.2	0	0	0	0	3	0	24
(4/16) Florida	1.96	0-0-1	1/0	2.0	1	0	0	1	2	0	27
(4/24) at Kentucky	1.71	0-0-1	1/0	2.2	1	0	0	1	4	0	36
(5/3) Louisville	1.64	0-0-0	1/0	1.0	1	0	0	0	0	0	8
(5/6) at Georgia	1.52	0-0-1	1/0	1.2	0	0	0	0	1	0	20
(5/8) at Georgia	1.46	0-0-0	1/0	1.0	1	0	0	0	0	0	7
(5/10) Indiana State	1.42	1-0-0	1/0	0.2	0	0	0	0	1	0	8
TOTALS	1.42	3-1-7	19/0	25.1	14	4	4	4	28	0	--

2021 SEASON TOTALS

OPPONENT	ERA	W-L-S	G/GS	IP	H	R	ER	BB	SO	HR	NP
(2/22) Wright State-2	0.00	0-0-0	1/0	1.0	1	0	0	0	2	0	15
(2/26) Georgia State	3.38	0-1-0	1/1	4.1	4	2	2	2	4	0	75
(3/5) Illinois-Chicago	1.74	1-0-0	1/1	5.0	1	0	0	0	8	0	88
(3/14) at Oklahoma State	6.00	0-1-0	1/1	1.2	6	6	6	0	2	2	61
(3/21) South Carolina	6.19	0-0-0	1/1	4.0	4	3	3	0	4	2	61
(3/27) at Missouri	5.14	1-0-0	1/1	5.0	5	1	1	2	2	0	88
(4/3) at LSU	5.55	0-0-0	1/1	3.1	2	3	3	3	1	1	58
(4/13) Eastern Kentucky	5.04	1-0-0	1/1	6.0	2	0	0	3	4	1	101
(4/20) Austin Peay	4.21	1-0-0	1/1	6.0	2	0	0	3	4	0	86
(4/30) at Florida	4.62	0-0-0	1/0	0.2	1	2	2	3	0	0	29
(5/11) North Alabama	4.39	0-0-0	1/1	4.0	2	2	1	3	4	0	82
(5/27) vs. Arkansas	4.29	0-0-0	1/0	1.0	0	0	0	1	1	0	19
(6/4) Presbyterian	4.19	0-0-0	1/0	1.0	0	0	0	0	1	0	10
(6/30) vs. Mississippi State	4.09	0-0-0	1/0	1.0	1	0	0	0	0	0	16
TOTALS	4.09	4-2-0	14/9	44.0	33	21	20	18	40	6	--

2020 SEASON TOTALS

OPPONENT	ERA	W-L-S	G/GS	IP	H	R	ER	BB	SO	HR	NP
(2/18) South Alabama	0.00	0-0-1	1/0	4.0	2	0	0	0	7	0	55
(2/23) Illinois-Chicago	0.00	0-0-0	1/0	1.1	1	0	0	0	0	0	15
(2/29) Hawaii	0.87	0-1-0	1/1	5.0	3	1	1	1	6	0	68
(3/8) vs. TCU	0.66	0-0-0	1/0	3.1	3	0	0	2	4	0	59
TOTALS	0.66	0-1-1	4/1	13.2	9	1	1	3	17	0	--

CAREER TOTALS

YEAR	ERA	W-L	APP/GS	SV	IP	H	R	ER	BB	SO	B/AVG
2020	0.66	0-1	4/1	1	13.2	9	1	1	3	17	.184
2021	4.09	4-2	14/9	0	44.0	33	21	20	18	40	.209
2022	1.42	3-1	19/0	7	25.1	14	4	4	4	28	.169
TOTALS	2.71	7-4	37/10	8	83.0	56	26	25	25	85	.193

CAREER SEC TOTALS

YEAR	ERA	W-L	APP/GS	SV	IP	H	R	ER	BB	SO	B/AVG
2021	6.23	1-0	4/3	0	13.0	12	9	9	8	7	.250
2022	1.23	1-0	9/0	4	14.2	9	2	2	3	15	.188
TOTALS	3.58	2-0	13/3	4	27.2	21	11	11	11	22	.219

#77 BRETT HANSEN, LHP - SO.

MOST RECENT APP: (5/10 vs. Indiana State) 1.2 IP, 2 H, 3 R/2 ER, 1 BB

- California's top-ranked southpaw and 13th-best overall prospect according to Perfect Game
- 2018 California Mr. Baseball nominee
- Father, Matt Hansen, was a member of the BYU men's basketball team (1988)
- Majoring in human and organizational development

2022 SEASON TOTALS

OPPONENT	ERA	W-L-S	G/GS	IP	H	R	ER	BB	SO	HR	NP	
(3/11) Wagner-2	0.00	0-0-0	1/0	1.0	1	0	0	0	1	0	13	
(3/18) Missouri	0.00	0-0-0	1/0	1.0	0	0	0	0	1	1	0	12
(3/22) vs. Belmont	0.00	0-0-0	1/0	0.2	0	0	0	0	0	1	0	8
(4/5) Austin Peay	0.00	0-0-0	1/0	1.0	0	0	0	0	0	2	0	11
(4/9) at Auburn	0.00	0-0-0	1/0	1.0	1	0	0	0	0	1	0	11
(4/12) Western Kentucky	0.00	0-0-0	1/0	0.2	0	0	0	0	0	0	6	
(4/19) Tennessee Tech	0.00	0-0-0	1/0	1.0	0	0	0	0	0	0	13	
(4/28) Texas A&M	0.00	0-0-0	1/0	0.2	1	0	0	0	0	1	0	18
(5/10) Indiana State	2.08	0-0-0	1/0	1.2	2	3	2	1	0	0	20	
TOTALS	2.08	0-0-0	9/0	8.2	5	3	2	2	7	0	--	

CAREER TOTALS

YEAR	ERA	W-L	APP/GS	SV	IP	H	R	ER	BB	SO	B/AVG
2022	2.08	0-0	9/0	0	8.2	5	3	2	2	7	.172
TOTALS	2.08	0-0	9/0	0	8.2	5	3	2	2	7	.172

CAREER SEC TOTALS

YEAR	ERA	W-L	APP/GS	SV	IP	H	R	ER	BB	SO	B/AVG
2022	0.00	0-0	3/0	0	2.2	2	0	0	1	3	.250
TOTALS	0.00	0-0	3/0	0	2.2	2	0	0	1	3	.250

#88 PATRICK REILLY, RHP - SO.

MOST RECENT APP: (5/10 vs. Indiana State) 2.0 IP, 2 BB/2 K

- New Jersey's top-ranked right hander and second-rated overall prospect
- Led CBA to the 2019 Monmouth County Championship
- Father, Mike Reilly, was a member of the Villanova football team (1986-1990)
- Majoring in human and organizational development

2022 SEASON TOTALS

OPPONENT	ERA	W-L-S	G/GS	IP	H	R	ER	BB	SO	HR	NP
(2/18) Oklahoma State	0.00	0-0-0	1/0	4.0	1	0	0	4	7	0	63
(2/25) Army	0.00	1-0-0	1/0	4.0	3	0	0	2	9	0	79
(3/5) at Hawaii-2	0.75	0-0-0	1/0	4.0	4	1	1	1	4	0	61
(3/11) Wagner-1	1.10	1-0-0	1/0	4.1	3	1	1	2	5	0	88
(3/20) Missouri	0.95	0-0-0	1/0	2.2	4	0	0	1	2	0	54
(3/25) at South Carolina	1.09	0-0-0	1/0	5.2	4	1	1	2	14	0	83
(4/3) Tennessee	1.21	0-1-0	1/1	5.0	2	1	1	4	4	1	96
(4/10) at Auburn	2.84	0-1-0	1/1	2.0	6	6	6	3	1	1	62
(4/15) Florida	2.57	0-0-0	1/0	3.1	2	0	0	3	5	0	59
(4/23 at Kentucky)	2.37	0-0-0	1/0	3.0	0	0	0	1	4	0	46
(4/28) Texas A&M	2.85	0-0-0	1/0	3.0	4	3	3	3	3	0	78
(5/7) at Georgia	3.29	0-0-0	1/0	0.0	2	2	2	0	0	1	6
(5/10) Indiana State	3.14	0-0-0	1/0	2.0	0	0	0	2	2	0	33
TOTALS	3.14	2-3-0	13/3	43.0	35	15	15	28	60	3	--

2021 SEASON TOTALS

OPPONENT	ERA	W-L-S	G/GS	IP	H	R	ER	BB	SO	HR	NP
(2/24) Western Kentucky	0.00	0-0-0	1/0	1.0	1	0	0	0	1	0	14
(2/26) Georgia State	0.00	0-0-0	1/0	1.0	1	0	0	0	1	0	22
(3/5) Illinois-Chicago	0.00	0-0-0	1/0	1.0	0	0	0	0	2	0	17
(3/9) Memphis	0.00	1-0-0	1/0	3.1	1	0	0	0	4	0	45
(3/14) at Oklahoma State	2.89	0-0-0	1/0	3.0	4	3	3	2	4	2	61
(3/23) Lipscomb	2.25	1-0-0	1/0	2.2	1	0	0	2	3	0	56
(3/30) Tennessee Tech	1.93	1-0-0	1/0	2.0	1	0	0	0	2	0	21
(4/10) Georgia	3.18	0-1-0	1/1	3.0	3	3	3	1	3	1	56
(4/18) at Tennessee	3.60	0-0-0	1/1	3.0	2	2	2	3	5	2	66
(4/25) Mississippi State	4.87	0-0-0	1/1	0.1	2	3	3	4	1	0	29
(5/2) at Florida	4.24	0-0-0	1/0	3.0	1	0	0	1	5	0	48
(5/8) Alabama	3.86	1-0-0	1/1	7.0	2	2	2	2	9	1	108
(5/16) at Ole Miss	4.68	0-1-0	1/1	2.1	3	4	4	3	3	0	53
(5/22) Kentucky	4.54	0-0-0	1/1	5.0	4	2	2	3	3	1	76
(6/6) vs. Georgia Tech	4.89	0-0-0	1/1	4.2	4	6	4	3	6	1	98
(6/29) vs. Mississippi State	4.98	0-0-0	1/0	1.0	1	1	1	4	1	0	45
TOTALS	4.98	4-2-0	16/7	43.1	31	26	24	28	53	8	--

CAREER TOTALS

YEAR	ERA	W-L	APP/GS	SV	IP	H	R	ER	BB	SO	B/AVG
2021	4.98	4-2	16/7	0	43.1	31	26	24	28	53	.194
2022	3.14	2-3	13/3	0	43.0	35	15	15	28	60	.223
TOTALS	4.07	6-5									

PITCHING GAME-BY-GAME AND CAREER STATS

#95 DEVIN FUTRELL, LHP - FR.

MOST RECENT APP: (5/3 vs. Louisville) GS, L, 6.0 IP, 6 H, 1 R/1 ER, 1 BB/5 K

- Attended American Heritage High School (Pembroke Pines, Fla.)
- Florida's second-best southpaw according to Perfect Game
- Owned a 0.67 ERA as a senior in 2021, while posting 78 strikeouts and finishing with an 8-1 record
- Registered 180 strikeouts across his four prep seasons

2022 SEASON TOTALS

OPPONENT	ERA	W-L-S	G/GS	IP	H	R	ER	BB	SO	HR	NP
(2/23) Evansville	0.00	1-0-0	1/1	4.0	1	0	0	0	8	0	53
(3/1) Central Arkansas	0.00	1-0-0	1/1	2.0	0	0	0	1	2	0	24
(3/6) at Hawaii	0.00	1-0-0	1/0	1.0	2	0	0	0	1	0	26
(3/15) Michigan	1.50	0-0-0	1/1	5.0	4	2	2	1	7	0	60
(3/22) vs. Belmont	2.65	1-0-0	1/1	5.0	6	3	3	1	3	0	75
(3/29) vs. Lipscomb	2.08	1-0-0	1/1	9.0	2	1	1	2	6	0	106
(4/5) Austin Peay	2.27	1-0-0	1/1	5.2	6	2	2	0	10	1	78
(4/12) Western Kentucky	2.45	1-0-0	1/1	5.0	3	2	2	0	7	1	61
(4/19) Tennessee Tech	2.11	1-0-0	1/1	6.0	3	0	0	0	6	0	81
(5/3) Louisville	2.03	0-1-0	1/1	6.0	6	1	1	1	5	1	88
TOTALS	2.03	8-1-0	10/9	48.2	33	11	11	6	55	3	--

CAREER TOTALS

YEAR	ERA	W-L	APP/GS	SV	IP	H	R	ER	BB	SO	B/AVG
2022	2.03	8-1	10/9	0	48.2	33	11	11	6	55	.190
TOTALS	2.03	8-1	10/9	0	48.2	33	11	11	6	55	.190

CAREER SEC TOTALS

YEAR	ERA	W-L	APP/GS	SV	IP	H	R	ER	BB	SO	B/AVG
2022	--	--	--	--	--	--	--	--	--	--	--
TOTALS	--	--	--	--	--	--	--	--	--	--	--

#97 BRYCE CUNNINGHAM, RHP - FR.

MOST RECENT APP: (5/10 vs. Indiana State) GS, 2.0 IP, 4 H, 4 R/4 ER, 3 K

- Attended Headland High School (Headland, Ala.)
- The ninth-best overall prospect in the state of Alabama according to Perfect Game
- Struck out 77 batters as a senior across 46 innings of work, while sporting a 0.76 ERA
- Two-sport athlete who also lettered in basketball for two seasons

2022 SEASON TOTALS

OPPONENT	ERA	W-L-S	G/GS	IP	H	R	ER	BB	SO	HR	NP
(2/23) Evansville	0.00	0-0-0	1/0	2.0	0	0	0	2	3	0	34
(3/1) Central Arkansas	0.00	0-0-0	1/0	2.0	1	0	0	1	2	0	41
(3/11) Wagner-2	0.00	0-0-0	1/0	1.0	0	0	0	0	1	0	13
(3/18) Missouri	0.00	0-0-0	1/0	2.0	1	0	0	0	4	0	25
(3/26) at South Carolina	1.74	0-0-0	1/1	3.1	4	2	2	1	2	1	52
(4/2) Tennessee	1.50	0-0-0	1/0	1.2	1	0	0	0	2	0	23
(4/9) at Auburn	1.15	1-0-0	1/0	3.2	0	1	0	2	0	0	55
(4/17) Florida	1.66	0-0-0	1/1	6.0	7	3	2	1	3	1	87
(4/24) at Kentucky	1.75	1-0-0	1/1	4.0	3	1	1	1	2	1	61
(4/30) Texas A&M	3.95	0-1-0	1/1	1.2	6	7	7	4	3	0	56
(5/10) Indiana State	4.91	0-0-0	1/1	2.0	4	4	4	0	3	1	49
TOTALS	4.91	2-1-0	11/5	29.1	27	18	16	12	25	4	--

CAREER TOTALS

YEAR	ERA	W-L	APP/GS	SV	IP	H	R	ER	BB	SO	B/AVG
2022	4.91	2-1	11/5	0	29.1	27	18	16	12	25	.243
TOTALS	4.91	2-1	11/5	0	29.1	27	18	16	12	25	.243

CAREER SEC TOTALS

YEAR	ERA	W-L	APP/GS	SV	IP	H	R	ER	BB	SO	B/AVG
2022	4.84	2-1	7/4	0	22.1	22	14	12	9	16	.256
TOTALS	4.84	2-1	7/4	0	22.1	22	14	12	9	16	.256

#98 GREYSEN CARTER, RHP - FR.

MOST RECENT APP: (3/22 vs. Belmont) 0.1 IP, 1 R/0 ER, 3 BB

- Attended Fairview High School (Louisville, Colo.)
- The top overall prospect in the state of Colorado according to Perfect Game
- Earned all-state and all-conference honors in basketball
- Scored over 1,000 points across his high school basketball career

2022 SEASON TOTALS

OPPONENT	ERA	W-L-S	G/GS	IP	H	R	ER	BB	SO	HR	NP
(3/5) at Hawaii-2	0.00	0-0-0	1/0	1.0	0	0	0	0	2	0	15
(3/13) Wagner	4.50	0-0-0	1/0	1.0	1	1	1	1	1	0	19
(3/22) vs. Belmont	3.86	0-0-0	1/0	0.1	0	1	0	3	0	0	18
TOTALS	3.86	0-0-0	3/0	2.1	1	2	1	4	3	0	--

CAREER TOTALS

YEAR	ERA	W-L	APP/GS	SV	IP	H	R	ER	BB	SO	B/AVG
2022	3.86	0-0	3/0	0	2.1	1	2	1	4	3	.125
TOTALS	3.86	0-0	3/0	0	2.1	1	2	1	4	3	.125

CAREER SEC TOTALS

YEAR	ERA	W-L	APP/GS	SV	IP	H	R	ER	BB	SO	B/AVG
2022	--	--	--	--	--	--	--	--	--	--	--
TOTALS	--	--	--	--	--	--	--	--	--	--	--

#99 JACK ANDERSON, RHP - 5TH

MOST RECENT APP: (5/3 vs. Louisville) 1.0 IP, 1 BB/3 K

- Graduate transfer from Princeton
- Struck out 30 batters across 38.1 innings of work for the Tigers
- Attended Montgomery Bell Academy (Nashville, Tenn.)
- Majoring in leadership and organizational performance

2022 SEASON TOTALS

OPPONENT	ERA	W-L-S	G/GS	IP	H	R	ER	BB	SO	HR	NP
(2/19) Oklahoma State	0.00	0-0-0	1/0	1.0	0	0	0	1	3	0	22
(2/26) Army	0.00	0-0-0	1/0	1.0	1	0	0	0	2	0	15
(3/1) Central Arkansas	0.00	0-0-0	1/0	1.0	0	0	0	1	2	0	16
(3/11) Wagner-2	0.00	0-0-0	1/0	1.0	0	0	0	0	2	0	16
(3/15) Michigan	0.00	0-0-0	1/0	0.2	0	0	0	0	2	0	9
(3/20) Missouri	0.00	0-0-0	1/0	0.0	1	0	0	1	0	0	12
(3/25) at South Carolina	0.00	0-0-0	1/0	1.0	1	0	0	1	0	0	21
(4/5) Austin Peay	0.00	0-0-0	1/0	1.0	0	0	0	1	0	0	9
(4/19) Tennessee Tech	0.00	0-0-0	1/0	1.0	0	0	0	0	2	0	9
(4/28) Texas A&M	0.00	0-0-0	1/0	0.1	0	0	0	0	0	0	2
(4/30) Texas A&M	0.00	0-0-0	1/0	1.0	0	0	0	0	2	0	13
(5/3) Louisville	0.00	0-0-0	1/0	1.0	0	0	0	1	3	0	21
TOTALS	0.00	0-0-0	12/0	10.0	3	0	0	6	18	0	--

CAREER TOTALS

YEAR	ERA	W-L	APP/GS	SV	IP	H	R	ER	BB	SO	B/AVG
2022	0.00	0-0	12/0	0	10.0	3	0	0	6	18	.097
TOTALS	0.00	0-0	12/0	0	10.0	3	0	0	6	18	.097

CAREER SEC TOTALS

YEAR	ERA	W-L	APP/GS	SV	IP	H	R	ER	BB	SO	B/AVG
2022	0.00	0-0	4/0	0	2.1	2	0	0	2	2	.250
TOTALS	0.00	0-0	4/0	0	2.1	2	0	0	2	2	.250

STUDENT-ATHLETE NOTES (BATTING)

#1 MATTHEW POLK, UTL - FR.

LAST SERIES: (at #22 Georgia) 1 G/1 GS, .000 (0-2)
LAST 10 GAMES: 4 G/3 GS, .111 (1-9), HR, 2 RBI, R
CURRENT STREAK: --

- Hit first career home run at Kentucky (4/23/22)
- Talled first collegiate hit and RBI on 2/26/22 vs. Army
- Attended Orange Lutheran (Long Beach, Calif.)
- Brother, Michael, is a member of the Princeton football team (2019-pres.)

CAREER TOTALS

YEAR	GP-GS	AVG	AB	R	H	2B	3B	HR	RBI	BB	SO	SB-A
2022	18-6	.259	27	5	7	1	0	1	7	1	9	1-2
TOTALS	18-6	.259	27	5	7	1	0	1	7	1	9	1-2

CAREER SEC TOTALS

YEAR	GP-GS	AVG	AB	R	H	2B	3B	HR	RBI	BB	SO	SB-A
2022	6-4	.231	13	3	3	1	0	1	3	1	5	0-0
TOTALS	6-4	.231	13	3	3	1	0	1	3	1	5	0-0

#2 JAVIER VAZ, IF - SR.

LAST SERIES: (at #22 Georgia) 3 G/3 GS, .417 (5-12), HR, 2 2B, 4 RBI, R, 2BB, SB
LAST 10 GAMES: 6 G/5 GS, .333 (7021), HR, 2 2B, 5 RBI, R, 4 BB, SB
CURRENT STREAK: Five-game on-base streak

- Hit first home run as a Commodore on 2/20/22 vs. Oklahoma State
- Started Vanderbilt's final nine games of the season, including all seven games of the College World Series
- Attended LSU Eunice Junior College in 2020
- Majoring in medicine, health and society

CAREER TOTALS

YEAR	GP-GS	AVG	AB	R	H	2B	3B	HR	RBI	BB	SO	SB-A
2021	23-11	.238	42	7	10	2	0	0	1	10	5	5-5
2022	37-31	.270	111	16	30	8	1	4	25	18	10	4-5
TOTALS	60-42	.261	153	23	40	10	1	4	26	28	15	9-10

CAREER SEC TOTALS

YEAR	GP-GS	AVG	AB	R	H	2B	3B	HR	RBI	BB	SO	SB-A
2021	3-1	.000	2	0	0	0	0	0	0	2	1	0-0
2022	18-13	.220	50	5	11	3	0	2	9	10	36	3-3
TOTALS	21-14	.208	53	5	11	3	0	2	9	12	37	3-3

#3 ROB GORDON, IF - FR.

LAST SERIES: (at #22 Georgia) 0 G/0 GS
LAST 10 GAMES: 1 G/0 GS, .000 (0-1)
CURRENT STREAK: --

- Attended Grady High School (Smyrna, Ga.)
- The seventh overall prospect in the state of Georgia according to Perfect Game
- Rated the third-best shortstop prospect in Georgia
- 2021 Perfect Game Preseason All-America

CAREER TOTALS

YEAR	GP-GS	AVG	AB	R	H	2B	3B	HR	RBI	BB	SO	SB-A
2022	9-3	.167	12	4	2	2	0	0	3	1	6	2-3
TOTALS	9-3	.167	12	4	2	2	0	0	3	1	6	2-3

CAREER SEC TOTALS

YEAR	GP-GS	AVG	AB	R	H	2B	3B	HR	RBI	BB	SO	SB-A
2022	5-2	.125	8	1	1	1	0	0	0	0	5	1-1
TOTALS	5-2	.125	8	1	1	1	0	0	0	0	5	1-1

#6 TATE KOLWYCK, IF - SR.

LAST SERIES: (at #22 Georgia) 2 G/1 GS, .000 (0-3)
LAST 10 GAMES: 9 G/8 GS, .233 (7-30), 2B, 3 RBI, R, BB
CURRENT STREAK: --

- Named SEC Player of the Week on March 21
- Two-sport athlete in high school at Arlington High School, who also competed in football
- School-record 10,213 yards passing as a prep quarterback at Arlington (Memphis, Tenn.)
- Majoring in human and organizational development

CAREER TOTALS

YEAR	GP-GS	AVG	AB	R	H	2B	3B	HR	RBI	BB	SO	SB-A
2019	4-0	.667	3	1	2	2	0	0	1	1	0	0-0
2020	11-6	.174	23	2	4	2	0	1	4	3	8	0-0
2021	43-39	.290	138	28	40	10	1	6	25	16	35	2-2
2022	41-40	.275	145	22	39	9	0	6	26	13	40	0-0
TOTALS	99-85	.275	309	53	85	23	1	13	56	33	83	2-2

CAREER SEC TOTALS

YEAR	GP-GS	AVG	AB	R	H	2B	3B	HR	RBI	BB	SO	SB-A
2021	15-14	.321	53	12	17	5	0	3	8	2	12	1-1
2022	19-18	.303	66	9	20	3	0	2	11	8	21	0-0
TOTALS	34-42	.311	119	21	37	8	0	5	19	10	33	1-1

#9 CARTER YOUNG, IF - JR.

LAST SERIES: (at #22 Georgia) 3 G/3 GS, .091 (1-11), HR, 2 RBI, R
LAST 10 GAMES: 10 G/10 GS, .056 (2-36), HR, 2 RBI, 2 R, 2 BB
CURRENT STREAK: --

- Led the team in home runs with 16 on the campaign, which tied him for sixth in the SEC
- Registered 52 RBI, placing him second on the squad
- Selected to the 2021 Newcomer All-SEC Team
- Majoring in American studies

CAREER TOTALS

YEAR	GP-GS	AVG	AB	R	H	2B	3B	HR	RBI	BB	SO	SB-A
2020	18-18	.328	61	10	20	3	0	0	12	4	17	1-1
2021	61-61	.252	238	47	60	15	5	16	52	31	84	9-10
2022	46-46	.208	159	29	33	5	3	6	23	28	59	2-4
TOTALS	125-125	.247	458	86	113	23	8	22	87	63	160	12-15

CAREER SEC TOTALS

YEAR	GP-GS	AVG	AB	R	H	2B	3B	HR	RBI	BB	SO	SB-A
2021	26-26	.227	110	20	25	5	3	10	30	12	42	6-6
2022	24-24	.174	86	11	15	3	0	2	9	10	36	0-0
TOTALS	50-50	.204	196	31	40	8	3	12	39	22	78	6-6

#10 T.J. MCKENZIE, OF - JR.

LAST SERIES: (at #22 Georgia) 0 G/0 GS
LAST 10 GAMES: 1 G/0 GS, .000 (0-1)
CURRENT STREAK: --

- Recorded his first career hit, a two-run home run, vs. Evansville (2/23)
- Selected in the 39th round of the 2019 MLB Draft by the St. Louis Cardinals
- Brother, Triston, is a pitcher in the Cleveland Guardians organization
- Majoring in communication studies

CAREER TOTALS

YEAR	GP-GS	AVG	AB	R	H	2B	3B	HR	RBI	BB	SO	SB-A
2020	8-0	.000	1	1	0	0	0	0	0	0	0	0-0
2021	4-0	.000	1	0	0	0	0	0	0	0	1	0-0
2022	12-1	.333	12	2	4	1	0	1	5	1	3	0-0
TOTALS	24-1	.286	14	3	4	1	0	1	5	1	4	0-0

CAREER SEC TOTALS

YEAR	GP-GS	AVG	AB	R	H	2B	3B	HR	RBI	BB	SO	SB-A
2021	--	--	--	--	--	--	--	--	--	--	--	--
2022	--	--	--	--	--	--	--	--	--	--	--	--
TOTALS	--	--	--	--	--	--	--	--	--	--	--	--

#11 DAVIS DIAZ, IF - FR.

LAST SERIES: (at #22 Georgia) 3 G/3 GS, .200 (2-10), R, BB
LAST 10 GAMES: 9 G/8 GS, .172 (5-29), HR, RBI, 2 R, 2 BB
CURRENT STREAK: Eight-game on-base streak

- SEC Freshman of the Week (March 7, 2022)
- First career hit came against Evansville (2/23) in his first collegiate start
- The No. 12 overall prospect in the state of California according to Perfect Game
- Three-time gold medalist with the USA Baseball National Team (2015, 2017, 2018)

CAREER TOTALS

YEAR	GP-GS	AVG	AB	R	H	2B	3B	HR	RBI	BB	SO	SB-A
2022	45-42	.239	142	34	34	8	0	2	19	31	26	4-4
TOTALS	45-42	.239	142	34	34	8	0	2	19	31	26	4-4

CAREER SEC TOTALS

YEAR	GP-GS	AVG	AB	R	H	2B	3B	HR	RBI	BB	SO	SB-A
2022	23-22	.167	78	13	13	2	0	1	7	13	20	1-1
TOTALS	23-22	.167	78	13	13	2	0	1	7	13	20	1-1

STUDENT-ATHLETE NOTES (BATTING)

#12 DOMINIC KEEGAN, UTL - SR.

LAST SERIES: (at #22 Georgia) 3 G/3 GS, .455 (5-11), 3 HR, 7 RBI, 4 R, 4 BB
LAST 10 GAMES: 10 G/10 GS, .333 (13-39), 4 HR, 3B, 2B, 13 RBI, 8 R, 8 BB
CURRENT STREAK: 16-game on-base streak

- Selected by the New York Yankees with the 573rd pick in the 19th round of the 2021 MLB Draft
- Second Team All-America honors from Perfect Game in 2021
- ABCA All-Southeast Region first team selection
- Majoring in communication studies

CAREER TOTALS

YEAR	GP-GS	AVG	AB	R	H	2B	3B	HR	RBI	BB	SO	SB-A
2019	15-0	.227	22	3	5	1	0	0	1	2	6	0-0
2020	9-8	.242	33	3	8	2	0	0	4	2	10	0-0
2021	60-60	.345	232	56	80	17	3	15	57	30	74	0-1
2022	47-47	.392	176	36	69	14	2	11	51	28	37	0-0
TOTALS	131-115	.350	463	98	162	34	5	26	113	62	127	0-1

CAREER SEC TOTALS

YEAR	GP-GS	AVG	AB	R	H	2B	3B	HR	RBI	BB	SO	SB-A
2019	7-0	.111	9	0	1	0	0	0	0	2	2	0-0
2020	--	--	--	--	--	--	--	--	--	--	--	--
2021	27-27	.319	113	21	36	5	0	5	19	9	42	0-1
2022	24-24	.368	95	17	35	8	1	6	23	13	22	0-0
TOTALS	58-51	.332	217	38	72	13	1	11	42	24	66	0-1

#13 JONATHAN VASTINE, IF - FR.

LAST SERIES: (at #22 Georgia) 3 G/2 GS, .111 (1-9), 2B, 2 R, BB
LAST 10 GAMES: 5 G/2 GS, .100 (1-10), 2B, RBI, 2 R, BB
CURRENT STREAK: --

- First collegiate hit came against Oklahoma State (2/19)
- The No. 19 overall prospect in the state of Florida according to Perfect Game
- Rated the sixth-best shortstop in Georgia
- 2021 Perfect Game Preseason All-America

CAREER TOTALS

YEAR	GP-GS	AVG	AB	R	H	2B	3B	HR	RBI	BB	SO	SB-A
2022	25-10	.163	43	6	7	2	0	0	5	3	16	1-1
TOTALS	25-10	.163	43	6	7	2	0	0	5	3	16	1-1

CAREER SEC TOTALS

YEAR	GP-GS	AVG	AB	R	H	2B	3B	HR	RBI	BB	SO	SB-A
2022	14-6	.154	26	3	4	2	0	0	4	1	11	0-0
TOTALS	14-6	.154	26	3	4	2	0	0	4	1	11	0-0

#16 JACK BULGER, UTL - SO.

LAST SERIES: (at #22 Georgia) 3 G/3 GS, .083 (1-12), 2B, 2 RBI, 2 BB
LAST 10 GAMES: 10 G/10 GS, .211 (8-38), 2 2B, 3 RBI, 2 R, 5 BB
CURRENT STREAK: --

- Selected to the Freshman All-SEC Team
- Named SEC Co-Freshman of the Week on April 19, 2021
- Notched his first multi-hit outing of the season in the series opener with Georgia State (Feb. 26), finishing 2-for-4 with one run scored
- Majoring in economics

CAREER TOTALS

YEAR	GP-GS	AVG	AB	R	H	2B	3B	HR	RBI	BB	SO	SB-A
2021	50-41	.274	157	32	43	7	0	5	28	25	40	2-2
2022	44-43	.283	159	23	45	6	0	3	21	22	18	4-4
TOTALS	94-84	.278	316	55	88	13	0	8	49	47	58	6-6

CAREER SEC TOTALS

YEAR	GP-GS	AVG	AB	R	H	2B	3B	HR	RBI	BB	SO	SB-A
2021	22-21	.321	81	13	26	4	0	4	19	8	24	1-1
2022	24-24	.276	87	11	24	4	0	1	13	14	12	1-1
TOTALS	46-45	.298	168	24	50	8	0	5	32	22	36	2-2

#18 JD ROGERS, OF - FR.

LAST SERIES:
LAST 10 GAMES:
CURRENT STREAK: --

- Attended Carmel High School (Carmel, Ind.)
- The third overall prospect in the state of Indiana according to Perfect Game, and the top-ranked outfielder
- Rated the No. 30 outfielder prospect nationally
- 2021 Perfect Game Preseason All-America

CAREER TOTALS

YEAR	GP-GS	AVG	AB	R	H	2B	3B	HR	RBI	BB	SO	SB-A
2022	--	--	--	--	--	--	--	--	--	--	--	--
TOTALS	--	--	--	--	--	--	--	--	--	--	--	--

CAREER SEC TOTALS

YEAR	GP-GS	AVG	AB	R	H	2B	3B	HR	RBI	BB	SO	SB-A
2022	--	--	--	--	--	--	--	--	--	--	--	--
TOTALS	--	--	--	--	--	--	--	--	--	--	--	--

#19 TROY LANEVE, OF - JR.

LAST SERIES: (at #22 Georgia) 1 G/0 GS
LAST 10 GAMES: 3 G/1 GS, .000 (0-3), R, 2 BB
CURRENT STREAK: --

- Named SEC Player of the Week on May 24, 2021
- Belted a walk-off home run in the series opener against Kentucky (May 20), helping Vanderbilt to a 4-2 victory
- Recorded four RBI in the 10-0 NCAA Regional-opening win over Presbyterian (June 4)
- Majoring in human and organizational development

CAREER TOTALS

YEAR	GP-GS	AVG	AB	R	H	2B	3B	HR	RBI	BB	SO	SB-A
2020	2-0	.000	1	0	0	0	0	0	0	0	1	0-0
2021	37-19	.286	84	16	24	7	0	6	22	4	27	0-0
2022	18-8	.194	31	7	6	0	0	2	7	7	10	0-0
TOTALS	57-27	.259	116	23	30	7	0	8	29	7	10	0-0

CAREER SEC TOTALS

YEAR	GP-GS	AVG	AB	R	H	2B	3B	HR	RBI	BB	SO	SB-A
2021	12-7	.419	31	9	13	2	0	4	9	2	8	0-0
2022	7-3	.182	11	2	2	0	0	1	4	2	6	0-0
TOTALS	19-10	.357	42	11	15	2	0	5	13	4	14	0-0

#21 CALVIN HEWETT, OF - SO.

LAST SERIES: (at #22 Georgia) 3 G/3 GS, .333 (3-9), 3 RBI, R, BB
LAST 10 GAMES: 9 G/7 GS, .276 (8-29), HR, 2B, 6 RBI, 4 R, 3 BB
CURRENT STREAK: 12-game on-base streak

- Hit first collegiate home run vs. Wagner (March 13)
- Notched first hit, a two-RBI double, in the series opener versus Illinois-Chicago (March 5)
- Registered a pair of knocks in a 5-2 win over Georgia (April 9)
- Undeclared major

CAREER TOTALS

YEAR	GP-GS	AVG	AB	R	H	2B	3B	HR	RBI	BB	SO	SB-A
2021	15-2	.571	7	3	4	2	0	0	3	1	1	0-0
2022	26-14	.393	61	16	24	2	0	3	13	8	16	4-5
TOTALS	41-16	.412	68	19	28	4	0	3	16	9	17	4-5

CAREER SEC TOTALS

YEAR	GP-GS	AVG	AB	R	H	2B	3B	HR	RBI	BB	SO	SB-A
2021	3-2	.400	5	0	2	0	0	0	0	1	1	0-0
2022	13-10	.368	38	8	14	1	0	2	9	8	11	1-1
TOTALS	16-12	.372	43	8	16	1	0	2	9	9	12	1-1

#23 KENNY MALLORY JR., UTL - FR.

LAST SERIES: (at #22 Georgia) 0 G
LAST 10 GAMES: 0 G/0 GS
CURRENT STREAK: --

- Made collegiate debut vs. Wagner (March 13)
- Attended Mountain View High School (Lawrenceville, Ga.)
- The No. 20 overall prospect in the state of Georgia according to Perfect Game
- 2021 Perfect Game Preseason All-America

CAREER TOTALS

YEAR	GP-GS	AVG	AB	R	H	2B	3B	HR	RBI	BB	SO	SB-A
2022	3-0	.000	4	0	0	0	0	0	0	0	2	0-0
TOTALS	3-0	.000	4	0	0	0	0	0	0	0	2	0-0

CAREER SEC TOTALS

YEAR	GP-GS	AVG	AB	R	H	2B	3B	HR	RBI	BB	SO	SB-A
2022	--	--	--	--	--	--	--	--	--	--	--	--
TOTALS	--	--	--	--	--	--	--	--	--	--	--	--

#25 PARKER NOLAND, IF - JR.

LAST SERIES: (at #22 Georgia) 1 G/1 GS, .500 (1-2)
LAST 10 GAMES: 7 G/6 GS, .167 (4-24), HR, 2B, 2 RBI, 2 R, 2 BB
CURRENT STREAK: --

- Started 66 of Vanderbilt's 67 games in 2021
- Tallied 64 hits on the season to rank fourth on the team
- Notched four hits in the three games of the NCAA Regional against Presbyterian and Georgia Tech (June 4-6)
- Majoring in human and organizational development

CAREER TOTALS

YEAR	GP-GS	AVG	AB	R	H	2B	3B	HR	RBI	BB	SO	SB-A
2020	17-14	.259	58	8	15	3	0	0	11	7	14	2-2
2021	66-66	.260	246	39	64	15	0	7	43	28	77	4-4
2022	33-26	.232	95	19	22	3	0	4	14	16	33	3-5
TOTALS	116-106	.253	399	66	101	21	0	11	68	51	124	9-11

CAREER SEC TOTALS

YEAR	GP-GS	AVG	AB	R	H	2B	3B	HR	RBI	BB	SO	SB-A
2021	28-28	.222	108	18	24	8	0	4	13	11	41	0-0
2022	15-12	.250	44	6	11	3	0	2	4	6	13	0-1
TOTALS	43-40	.230	152	24	35	11	0	6	17	17	54	0-1

STUDENT-ATHLETE NOTES (BATTING)

#34 SPENCER JONES, UTL - JR.

LAST SERIES: (at #22 Georgia) 3 G/3 GS, .500 (6-12), 2B, 2 RBI, 5 R, 2 BB, SB
LAST 10 GAMES: 10 G/10 GS, .463 (19-41), HR, 3B, 3 2B, 8 RBI, 11 R, 4 BB, 3 SB
CURRENT STREAK: 19-game hit streak, 19-game on-base streak

- Scored the winning run against Stanford in the College World Series to help Vanderbilt walk it off against the Cardinal (June 25)
- Recorded a career-high four hits in the second game of the LSU (April 2), helping the Commodores to a series-clinching victory over the Tigers
- Selected in the 31st round of the 2019 MLB Draft by the Los Angeles Angels
- Majoring in communication studies

CAREER TOTALS

YEAR	GP-GS	AVG	AB	R	H	2B	3B	HR	RBI	BB	SO	SB-A
2020	14-8	.206	34	8	7	4	0	0	3	4	7	1-1
2021	34-24	.274	95	16	26	5	0	3	10	7	33	4-4
2022	46-46	.386	171	46	66	18	2	7	41	23	50	11-12
TOTALS	94-78	.330	300	70	99	27	2	10	54	34	90	16-17

CAREER SEC TOTALS

YEAR	GP-GS	AVG	AB	R	H	2B	3B	HR	RBI	BB	SO	SB-A
2021	15-13	.302	53	6	16	1	0	1	5	0	20	1-1
2022	24-24	.367	90	26	33	7	1	5	19	13	26	4-5
TOTALS	39-37	.343	143	32	49	8	1	6	24	13	46	5-6

#39 GAVIN CASAS, IF - SO.

LAST SERIES: (at #22 Georgia) 0 G/0 GS
LAST 10 GAMES: 0 G/0 GS
CURRENT STREAK: --

- Hit first collegiate home run vs. Wagner (March 13)
- Notched his first collegiate hit in Game 2 of the Sunday doubleheader with Georgia State (Feb. 28), scoring one run
- Nation's fifth-ranked first baseman by Perfect Game
- Florida's top-ranked first baseman and 45th-rated overall prospect

CAREER TOTALS

YEAR	GP-GS	AVG	AB	R	H	2B	3B	HR	RBI	BB	SO	SB-A
2021	9-0	.200	10	2	2	1	0	0	1	1	2	0-0
2022	22-13	.294	51	7	15	3	0	1	14	7	19	0-0
TOTALS	31-13	.279	61	9	17	4	0	1	15	8	21	0-0

CAREER SEC TOTALS

YEAR	GP-GS	AVG	AB	R	H	2B	3B	HR	RBI	BB	SO	SB-A
2022	10-6	.136	22	2	3	0	0	0	5	3	9	0-0
TOTALS	10-6	.143	22	2	3	0	0	0	5	3	9	0-0

#45 ALAN ESPINAL, C - SO.

LAST SERIES: (at #22 Georgia) 1 G/0 GS
LAST 10 GAMES: 2 G/0 GS
CURRENT STREAK: --

- Belted a home run in his lone trip to the plate in the win over Florida International (May 18), marking the first hit of his collegiate career
- Nation's 28th-best catcher by Perfect Game
- Florida's eighth-ranked catcher and 61st-rated overall prospect
- Undeclared major

CAREER TOTALS

YEAR	GP-GS	AVG	AB	R	H	2B	3B	HR	RBI	BB	SO	SB-A
2021	6-0	.200	5	1	1	0	0	1	1	0	2	0-0
2022	10-0	.222	9	1	2	0	0	0	0	1	6	0-0
TOTALS	16-0	.214	14	2	3	0	0	1	1	1	8	0-0

CAREER SEC TOTALS

YEAR	GP-GS	AVG	AB	R	H	2B	3B	HR	RBI	BB	SO	SB-A
2021	--	--	--	--	--	--	--	--	--	--	--	--
2022	3-0	.000	0	0	0	0	0	0	0	0	0	0-0
TOTALS	3-0	.000	0	0	0	0	0	0	0	0	0	0-0

#48 CHRISTIAN SMITH, OF - FR.

LAST SERIES:
LAST 10 GAMES:
CURRENT STREAK: --

- Attended Grady High School (Atlanta, Ga.)
- The No. 21 overall prospect in the state of Georgia according to Perfect Game
- Rated the third-best outfielder in Georgia
- 2021 Perfect Game Preseason All-America

CAREER TOTALS

YEAR	GP-GS	AVG	AB	R	H	2B	3B	HR	RBI	BB	SO	SB-A
2022	--	--	--	--	--	--	--	--	--	--	--	--
TOTALS	--	--	--	--	--	--	--	--	--	--	--	--

CAREER SEC TOTALS

YEAR	GP-GS	AVG	AB	R	H	2B	3B	HR	RBI	BB	SO	SB-A
2022	--	--	--	--	--	--	--	--	--	--	--	--
TOTALS	--	--	--	--	--	--	--	--	--	--	--	--

#51 ENRIQUE BRADFIELD JR., OF - SO.

LAST SERIES: (at #22 Georgia) 3 G/3 GS, .500 (7-14), HR, 2B, 2 RBI, 7 R, 4 SB
LAST 10 GAMES: 10 G/10 GS, .341 (14-41), 3 HR, 3B, 2B, 4 RBI, 16 R, 7 BB, 13 SB
CURRENT STREAK: 12-game on-base streak

- 2021 SEC Freshman of the Year
- Consensus All-American and unanimous Freshman All-American last season
- Named to the ABCA/Rawlings Division I Gold Glove Team
- Undeclared major

CAREER TOTALS

YEAR	GP-GS	AVG	AB	R	H	2B	3B	HR	RBI	BB	SO	SB-A
2021	67-67	.336	244	60	82	8	4	1	38	45	42	47-53
2022	47-47	.297	182	53	54	8	5	6	24	32	33	34-34
TOTALS	114-114	.319	426	113	136	16	9	7	62	77	75	81-87

CAREER SEC TOTALS

YEAR	GP-GS	AVG	AB	R	H	2B	3B	HR	RBI	BB	SO	SB-A
2021	29-29	.373	110	29	41	4	1	1	20	21	14	28-32
2022	24-24	.308	104	26	32	4	4	5	16	12	15	15-15
TOTALS	53-53	.341	214	55	73	8	5	6	36	33	29	43-47

#52 SAM HUNT, UTL - FR.

LAST SERIES:
LAST 10 GAMES: 0 G
CURRENT STREAK: --

- Spent two years at St. Louis Park (Minn.) High School before transferring to IMG Academy (Bradenton, Fla.)
- The second-best overall prospect in the state of Minnesota according to Perfect Game
- Rated the 31st-best catcher nationally
- 2020 Perfect Game Preseason Underclassmen All-America

CAREER TOTALS

YEAR	GP-GS	AVG	AB	R	H	2B	3B	HR	RBI	BB	SO	SB-A
2022	--	--	--	--	--	--	--	--	--	--	--	--
TOTALS	--	--	--	--	--	--	--	--	--	--	--	--

CAREER SEC TOTALS

YEAR	GP-GS	AVG	AB	R	H	2B	3B	HR	RBI	BB	SO	SB-A
2022	--	--	--	--	--	--	--	--	--	--	--	--
TOTALS	--	--	--	--	--	--	--	--	--	--	--	--



**2022 Vanderbilt Baseball
Overall Statistics for Vanderbilt (as of May 10, 2022)
(All games Sorted by Batting avg)**



Record: 32-15 Home: 20-9 Away: 10-6 Neutral: 2-0 SEC: 12-12

Player	avg	gp-gs	ab	r	h	2b	3b	hr	rbi	tb	slg%	bb	hp	so	gdp	ob%	sf	sh	sb-att	po	a	e	fld%	
12 Dominic Keegan	.392	47-47	176	36	69	14	2	11	51	120	.682	28	0	37	5	.471	2	0	0-0	360	24	3	.992	
34 Spencer Jones	.386	46-46	171	46	66	18	2	7	41	109	.637	23	7	50	2	.475	1	0	11-12	60	1	2	.968	
51 Enrique Bradfield Jr	.297	47-47	182	53	54	8	5	6	24	90	.495	32	2	33	3	.402	3	2	34-34	88	0	2	.978	
16 Jack Bulger	.283	44-43	159	23	45	6	0	3	21	60	.377	22	4	18	5	.382	1	1	4-4	225	16	1	.996	
2 Javier Vaz	.270	37-31	111	16	30	8	1	4	25	52	.468	18	2	10	1	.373	3	4	4-5	41	4	0	1.000	
6 Tate Kolwyck	.269	41-40	145	22	39	9	0	6	26	66	.455	13	0	40	4	.327	1	4	0-0	47	87	3	.978	
11 Davis Diaz	.239	45-42	142	34	34	8	0	2	19	48	.338	31	7	26	4	.387	6	5	4-4	34	57	7	.929	
9 Carter Young	.208	46-46	159	29	33	5	3	6	23	62	.390	28	4	59	0	.339	1	2	2-4	56	115	9	.950	

21 Calvin Hewett	.393	26-14	61	16	24	2	0	3	13	35	.574	8	7	16	0	.513	0	0	4-5	33	0	0	1.000	
10 T.J. McKenzie	.333	12-1	12	2	4	1	0	1	5	8	.667	1	0	3	0	.385	0	1	0-0	3	0	0	1.000	
39 Gavin Casas	.294	22-13	51	7	15	3	0	1	14	21	.412	7	2	19	1	.381	3	0	0-0	66	7	0	1.000	
1 Matthew Polk	.259	18-6	27	5	7	1	0	1	7	11	.407	1	4	9	0	.375	0	0	1-2	1	0	1	.500	
25 Parker Noland	.232	33-26	95	19	22	3	0	4	14	37	.389	16	0	33	2	.342	0	2	3-5	156	14	3	.983	
45 Alan Espinal	.222	10-0	9	1	2	0	0	0	0	2	.222	1	0	6	0	.300	0	0	0-0	31	2	1	.971	
19 Troy LaNeve	.194	18-8	31	7	6	0	0	2	7	12	.387	7	0	10	0	.333	1	0	0-0	4	0	0	1.000	
3 Rob Gordon	.167	9-3	12	4	2	2	0	0	3	4	.333	1	1	6	0	.286	0	0	2-3	2	9	0	1.000	
13 Jonathan Vastine	.163	25-10	43	6	7	2	0	0	5	9	.209	3	0	16	0	.208	2	1	1-1	17	15	1	.970	
23 Kenny Mallory Jr.	.000	3-0	4	0	0	0	0	0	0	0	.000	0	0	2	0	.000	0	0	0-0	0	0	0	.000	
Totals	.289	47	1590	326	459	90	13	57	298	746	.469	240	40	393	27	.390	24	22	70-79	1245	401	35	.979	
Opponents	.208	47	1517	177	316	60	4	36	167	492	.324	167	45	508	22	.304	9	9	39-56	1205	437	50	.970	

LOB - Team (385), Opp (326). DPs turned - Team (28), Opp (34). CI - Team (1), Bulger 1. IBB - Team (9), Keegan 5, Young 2, Jones 1, Bulger 1, Opp (6). Picked off - Bulger 2, Kolwyck 1, Diaz 1, Young 1.

(All games Sorted by Earned run avg)

Player	era	w-l	app	gs	cg	sho	sv	ip	h	r	er	bb	so	2b	3b	hr	b/avg	wp	hp	bks	sfa	sha
95 Devin Futrell	2.03	8-1	10	9	1	0/2	0	48.2	33	11	11	6	55	9	0	3	.190	3	3	0	2	1
35 Chris McElvain	3.48	5-3	12	12	0	0/3	0	64.2	43	32	25	32	79	7	1	8	.184	5	1	0	0	2
20 Carter Holton	3.82	6-3	12	12	1	0/3	0	61.1	46	29	26	23	81	6	1	10	.203	2	8	1	1	2

99 Jack Anderson	0.00	0-0	12	0	0	0/2	0	10.0	3	0	0	6	18	1	0	0	.097	0	1	0	0	0
30 Nelson Berkwich	0.84	1-0	13	0	0	0/1	0	10.2	10	5	1	5	15	6	0	0	.233	0	1	0	0	1
66 Thomas Schultz	1.42	3-1	19	0	0	0/3	7	25.1	14	4	4	4	28	4	0	0	.169	0	2	0	0	1
77 Brett Hansen	2.08	0-0	9	0	0	0/2	0	8.2	5	3	2	2	7	1	0	0	.172	0	0	0	1	0
42 Christian Little	2.96	1-1	14	1	0	0/2	2	27.1	21	9	9	9	34	2	0	2	.204	4	4	0	1	1
88 Patrick Reilly	3.14	2-3	13	3	0	0/1	0	43.0	35	15	15	28	60	4	0	3	.223	3	7	0	2	1
29 Nick Maldonado	3.47	2-1	9	3	0	0/3	0	23.1	25	13	9	8	20	7	0	2	.272	2	2	0	1	0
98 Greysen Carter	3.86	0-0	3	0	0	0/0	0	2.1	1	2	1	4	3	0	0	0	.125	0	2	0	0	0
33 Hunter Owen	4.05	2-1	8	1	0	0/1	0	26.2	22	12	12	8	38	1	0	2	.222	4	5	0	0	0
36 Grayson Moore	4.05	0-0	12	1	0	0/0	0	20.0	17	10	9	11	29	4	1	1	.230	1	1	0	0	0
44 Donye Evans	4.35	0-0	10	0	0	0/1	0	10.1	7	5	5	6	10	1	0	1	.194	0	1	0	0	0
97 Bryce Cunningham	4.91	2-1	11	5	0	0/2	0	29.1	27	18	16	12	25	5	1	4	.243	2	4	0	0	0
17 Ryan Ginther	10.80	0-0	3	0	0	0/0	0	3.1	6	5	4	1	6	2	0	0	.400	1	2	0	1	0
46 Gage Bradley	99.00	0-0	1	0	0	0/0	0	0.0	1	4	3	2	0	0	0	0	1.000	0	1	0	0	0
Totals	3.30	32-15	47	47	2	9/9	9	415.0	316	177	152	167	508	60	4	36	.208	27	45	1	9	9
Opponents	6.63	15-32	47	47	2	2/1	7	401.2	459	326	296	240	393	90	13	57	.289	51	40	9	24	22

PB - Team (9), Keegan 7, Bulger 2, Opp (15). Pickoffs - Team (1), Futrell 1, Opp (5). SBA/ATT - Keegan (23-33), Bulger (13-16), Reilly (11-14), McElvain (4-6), Cunningham (4-6), Futrell (3-5), Owen (4-4), Moore (3-4), Holton (3-4), Evans (2-4), Espinal (2-3), Schultz (1-3), Ginther (2-2), Maldonado (0-2), Little (1-1), Berkwich (1-1).



**2022 Vanderbilt Baseball
Overall Statistics for Vanderbilt (as of May 10, 2022)
(All games Sorted by Fielding pct)**



Player	c	po	a	e	fld%	dp	sba	csb	sba%	pb	ci
39 Gavin Casas	73	66	7	0	1.000	7	0	0	.000	0	0
2 Javier Vaz	45	41	4	0	1.000	0	0	0	.000	0	0
21 Calvin Hewett	33	33	0	0	1.000	0	0	0	.000	0	0
35 Chris McElvain	14	5	9	0	1.000	1	4	2	.667	0	0
3 Rob Gordon	11	2	9	0	1.000	2	0	0	.000	0	0
20 Carter Holton	10	0	10	0	1.000	0	3	1	.750	0	0
66 Thomas Schultz	9	2	7	0	1.000	1	1	2	.333	0	0
88 Patrick Reilly	9	6	3	0	1.000	1	11	3	.786	0	0
95 Devin Futrell	8	0	8	0	1.000	0	3	2	.600	0	0
33 Hunter Owen	5	0	5	0	1.000	0	4	0	1.000	0	0
19 Troy LaNeve	4	4	0	0	1.000	0	0	0	.000	0	0
10 T.J. McKenzie	3	3	0	0	1.000	0	0	0	.000	0	0
30 Nelson Berkwich	2	0	2	0	1.000	0	1	0	1.000	0	0
42 Christian Little	2	0	2	0	1.000	0	1	0	1.000	0	0
77 Brett Hansen	2	2	0	0	1.000	1	0	0	.000	0	0
99 Jack Anderson	2	1	1	0	1.000	1	0	0	.000	0	0
44 Donye Evans	2	0	2	0	1.000	0	2	2	.500	0	0
36 Grayson Moore	1	1	0	0	1.000	0	3	1	.750	0	0
16 Jack Bulger	242	225	16	1	.996	0	13	3	.813	2	1
12 Dominic Keegan	387	360	24	3	.992	7	23	10	.697	7	0
25 Parker Noland	173	156	14	3	.983	12	0	0	.000	0	0
6 Tate Kolwyck	137	47	87	3	.978	14	0	0	.000	0	0
51 Enrique Bradfield Jr	90	88	0	2	.978	0	0	0	.000	0	0
45 Alan Espinal	34	31	2	1	.971	1	2	1	.667	0	0
13 Jonathan Vastine	33	17	15	1	.970	3	0	0	.000	0	0
34 Spencer Jones	63	60	1	2	.968	0	0	0	.000	0	0
9 Carter Young	180	56	115	9	.950	17	0	0	.000	0	0
11 Davis Diaz	98	34	57	7	.929	4	0	0	.000	0	0
29 Nick Maldonado	7	4	1	2	.714	2	0	2	.000	0	0
1 Matthew Polk	2	1	0	1	.500	0	0	0	.000	0	0
98 Greysen Carter	0	0	0	0	.000	0	0	0	.000	0	0
97 Bryce Cunningham	0	0	0	0	.000	0	4	2	.667	0	0
17 Ryan Ginther	0	0	0	0	.000	0	2	0	1.000	0	0
23 Kenny Mallory Jr.	0	0	0	0	.000	0	0	0	.000	0	0
46 Gage Bradley	0	0	0	0	.000	0	0	0	.000	0	0
Totals	1681	1245	401	35	.979	28	39	17	.696	9	1
Opponents	1692	1205	437	50	.970	34	70	9	.886	15	0

Hitting minimums - 2.5 TPA/Game

Pitching minimums - 1.0 IP/Game



2022 Vanderbilt Baseball
Conference statistics for Vanderbilt (as of May 08, 2022)
(SEC games only Sorted by Batting avg)



Record: 12-12 Home: 6-6 Away: 6-6 SEC: 12-12

Player	avg	gp-gs	ab	r	h	2b	3b	hr	rbi	tb	slg%	bb	hp	so	gdp	ob%	sf	sh	sb-att	po	a	e	fld%
12 Dominic Keegan	.368	24-24	95	17	35	8	1	6	23	63	.663	13	0	22	3	.440	1	0	0-0	190	8	0	1.000
34 Spencer Jones	.367	24-24	90	26	33	7	1	5	19	57	.633	13	5	26	0	.472	0	0	4-5	39	1	2	.952
51 Enrique Bradfield Jr	.308	24-24	104	26	32	4	4	5	16	59	.567	12	1	15	3	.381	1	1	15-15	49	0	1	.980
6 Tate Kolwyck	.303	19-18	66	9	20	3	0	2	11	29	.439	8	0	21	1	.378	0	0	0-0	25	42	1	.985
16 Jack Bulger	.276	24-24	87	11	24	4	0	1	13	31	.356	14	2	12	3	.385	1	0	1-1	124	10	1	.993
2 Javier Vaz	.220	18-13	50	5	11	3	0	2	10	20	.400	7	0	3	0	.305	2	3	3-3	15	1	0	1.000
9 Carter Young	.174	24-24	86	11	15	3	0	2	9	24	.279	10	1	36	0	.265	1	2	0-0	31	58	2	.978
11 Davis Diaz	.167	23-22	78	13	13	2	0	1	7	18	.231	13	5	20	2	.313	3	2	1-1	21	29	6	.893

21 Calvin Hewett	.368	13-10	38	8	14	1	0	2	9	21	.553	8	3	11	0	.510	0	0	1-1	19	0	0	1.000
25 Parker Noland	.250	15-12	44	6	11	3	0	2	4	20	.455	6	0	13	1	.340	0	2	0-1	63	6	1	.986
1 Matthew Polk	.231	6-4	13	3	3	1	0	1	3	7	.538	1	1	5	0	.333	0	0	0-0	0	0	0	.000
19 Troy LaNeve	.182	7-3	11	2	2	0	0	1	4	5	.455	2	0	6	0	.308	0	0	0-0	4	0	0	1.000
13 Jonathan Vastine	.154	14-6	26	3	4	2	0	0	4	6	.231	1	0	11	0	.172	2	1	0-0	5	11	0	1.000
39 Gavin Casas	.136	10-6	22	2	3	0	0	0	5	3	.136	3	0	9	0	.222	2	0	0-0	30	3	0	1.000
3 Rob Gordon	.125	5-2	8	1	1	1	0	0	0	2	.250	0	0	5	0	.125	0	0	1-1	2	5	0	1.000
45 Alan Espinal	.000	3-0	0	0	0	0	0	0	0	0	.000	0	0	0	0	.000	0	0	0-0	6	0	0	1.000
Totals	.270	24	818	143	221	42	6	30	137	365	.446	111	18	215	13	.365	13	11	26-28	633	196	14	.983
Opponents	.230	24	795	115	183	33	3	30	110	312	.392	101	21	240	10	.331	5	2	20-28	633	225	21	.976

LOB - Team (195), Opp (177). DPs turned - Team (13), Opp (17). CI - Team (1), Bulger 1. IBB - Team (6), Keegan 3, Young 1, Jones 1, Bulger 1, Opp (5). Picked off - Kolwyck 1.

(SEC games only Sorted by Earned run avg)

Player	era	w-l	app	gs	cg	sho	sv	ip	h	r	er	bb	so	2b	3b	hr	b/avg	wp	hp	bks	sfa	sha
35 Chris McElvain	3.97	3-3	8	8	0	0/2	0	45.1	27	22	20	26	49	7	1	8	.169	4	1	0	0	1
20 Carter Holton	4.46	3-3	8	8	0	0/2	0	38.1	38	22	19	18	46	5	0	8	.252	2	6	1	1	1
88 Patrick Reilly	4.74	0-3	8	2	0	0/0	0	24.2	24	13	13	17	33	2	0	3	.250	3	5	0	1	0

77 Brett Hansen	0.00	0-0	3	0	0	0/0	0	2.2	2	0	0	1	3	1	0	0	.250	0	0	0	1	0
99 Jack Anderson	0.00	0-0	4	0	0	0/0	0	2.1	2	0	0	2	2	0	0	0	.250	0	1	0	0	0
66 Thomas Schultz	1.23	1-0	9	0	0	0/1	4	14.2	9	2	2	3	15	1	0	0	.188	0	2	0	0	0
30 Nelson Berkwich	1.50	1-0	6	0	0	0/1	0	6.0	8	4	1	2	10	6	0	0	.296	0	0	0	0	0
42 Christian Little	3.00	1-1	7	1	0	0/2	1	18.0	11	6	6	5	21	1	0	2	.172	3	1	0	1	0
97 Bryce Cunningham	4.84	2-1	7	4	0	0/0	0	22.1	22	14	12	9	16	3	1	3	.256	1	1	0	0	0
29 Nick Maldonado	6.10	1-0	5	0	0	0/1	0	10.1	13	8	7	3	11	2	0	2	.295	1	1	0	0	0
17 Ryan Ginther	6.75	0-0	1	0	0	0/0	0	1.1	3	2	1	0	2	1	0	0	.500	0	1	0	1	0
33 Hunter Owen	7.11	0-1	4	1	0	0/0	0	12.2	11	10	10	4	16	1	0	2	.229	2	2	0	0	0
44 Donye Evans	7.11	0-0	6	0	0	0/1	0	6.1	5	5	5	6	6	1	0	1	.217	0	0	0	0	0
36 Grayson Moore	10.50	0-0	5	0	0	0/0	0	6.0	8	7	7	5	10	2	1	1	.308	1	0	0	0	0
Totals	4.39	12-12	24	24	0	4/4	5	211.0	183	115	103	101	240	33	3	30	.230	17	21	1	5	2
Opponents	5.76	12-12	24	24	2	1/0	5	211.0	221	143	135	111	215	42	6	30	.270	21	18	1	13	11

PB - Team (3), Keegan 2, Bulger 1, Opp (6). Pickoffs - Team (0), Opp (1). SBA/ATT - Keegan (11-16), Bulger (9-11), Reilly (6-8), McElvain (2-4), Holton (3-4), Cunningham (2-3), Evans (2-3), Owen (2-2), Schultz (1-2), Little (1-1), Moore (1-1).



2022 Vanderbilt Baseball
Conference statistics for Vanderbilt (as of May 08, 2022)
(SEC games only Sorted by Fielding pct)



Player	c	po	a	e	fld%	dp	sba	csb	sba%	pb	ci
12 Dominic Keegan	198	190	8	0	1.000	4	11	5	.688	2	0
39 Gavin Casas	33	30	3	0	1.000	2	0	0	.000	0	0
21 Calvin Hewett	19	19	0	0	1.000	0	0	0	.000	0	0
13 Jonathan Vastine	16	5	11	0	1.000	1	0	0	.000	0	0
2 Javier Vaz	16	15	1	0	1.000	0	0	0	.000	0	0
3 Rob Gordon	7	2	5	0	1.000	2	0	0	.000	0	0
35 Chris McElvain	7	2	5	0	1.000	1	2	2	.500	0	0
20 Carter Holton	7	0	7	0	1.000	0	3	1	.750	0	0
45 Alan Espinal	6	6	0	0	1.000	0	0	0	.000	0	0
88 Patrick Reilly	5	3	2	0	1.000	0	6	2	.750	0	0
19 Troy LaNeve	4	4	0	0	1.000	0	0	0	.000	0	0
29 Nick Maldonado	4	3	1	0	1.000	2	0	0	.000	0	0
66 Thomas Schultz	3	1	2	0	1.000	1	1	1	.500	0	0
33 Hunter Owen	2	0	2	0	1.000	0	2	0	1.000	0	0
44 Donye Evans	2	0	2	0	1.000	0	2	1	.667	0	0
42 Christian Little	1	0	1	0	1.000	0	1	0	1.000	0	0
77 Brett Hansen	1	1	0	0	1.000	1	0	0	.000	0	0
16 Jack Bulger	135	124	10	1	.993	0	9	2	.818	1	1
25 Parker Noland	70	63	6	1	.986	7	0	0	.000	0	0
6 Tate Kolwyck	68	25	42	1	.985	6	0	0	.000	0	0
51 Enrique Bradfield Jr	50	49	0	1	.980	0	0	0	.000	0	0
9 Carter Young	91	31	58	2	.978	7	0	0	.000	0	0
34 Spencer Jones	42	39	1	2	.952	0	0	0	.000	0	0
11 Davis Diaz	56	21	29	6	.893	2	0	0	.000	0	0
30 Nelson Berkwich	0	0	0	0	.000	0	0	0	.000	0	0
17 Ryan Ginther	0	0	0	0	.000	0	0	0	.000	0	0
99 Jack Anderson	0	0	0	0	.000	0	0	0	.000	0	0
1 Matthew Polk	0	0	0	0	.000	0	0	0	.000	0	0
36 Grayson Moore	0	0	0	0	.000	0	1	0	1.000	0	0
97 Bryce Cunningham	0	0	0	0	.000	0	2	1	.667	0	0
Totals	843	633	196	14	.983	13	20	8	.714	3	1
Opponents	879	633	225	21	.976	17	26	2	.929	6	0

Hitting minimums - 2.5 TPA/Game



2022 Vanderbilt Baseball
Game Results for Vanderbilt (as of May 11, 2022)
(All games)



Date	Opponent	Score	Inns	Overall	SEC	Pitcher of record	Attend	Time
Feb 18, 2022	#7 OKLAHOMA STATE	w 3-0	9	1-0-0	0-0-0	McElvain (W 1-0)	3802	2:54
Feb 19, 2022	#7 OKLAHOMA STATE	L 3-4	9	1-1-0	0-0-0	Maldonado (L 0-1)	3802	3:00
Feb 20, 2022	#7 OKLAHOMA STATE	L 5-7	9	1-2-0	0-0-0	Schultz (L 0-1)	3802	3:00
Feb 23, 2022	EVANSVILLE	w 9-0	6	2-2-0	0-0-0	Futrell (W 1-0)	854	1:58
Feb 25, 2022	ARMY	w 7-2	9	3-2-0	0-0-0	Reilly (W 1-0)	3609	3:24
Feb 26, 2022	ARMY	w 10-7	9	4-2-0	0-0-0	Holton (W 1-0)	3671	2:53
Feb 27, 2022	ARMY	w 6-0	9	5-2-0	0-0-0	Maldonado (W 1-1)	3727	3:02
Mar 01, 2022	CENTRAL ARKANSAS	w 5-2	9	6-2-0	0-0-0	Futrell (W 2-0)	3569	2:49
Mar 04, 2022	at Hawaii	w 9-2	9	7-2-0	0-0-0	McElvain (W 2-0)	3681	2:58
Mar 05, 2022	at Hawaii-1	w 12-1	7	8-2-0	0-0-0	Holton (W 2-0)	1214	2:20
Mar 05, 2022	at Hawaii-2	w 13-1	9	9-2-0	0-0-0	Owen (W 1-0)	3160	3:21
Mar 06, 2022	at Hawaii	w 2-1	9	10-2-0	0-0-0	Futrell (W 3-0)	2741	3:18
Mar 11, 2022	WAGNER-1	w 12-7	9	11-2-0	0-0-0	Reilly (W 2-0)	3416	2:54
Mar 11, 2022	WAGNER-2	w 13-0	9	12-2-0	0-0-0	Holton (W 3-0)	3481	2:42
Mar 13, 2022	WAGNER	w 15-5	9	13-2-0	0-0-0	Owen (W 2-0)	3674	3:08
Mar 15, 2022	MICHIGAN	w 5-4	9	14-2-0	0-0-0	Schultz (W 1-1)	3802	3:13
* Mar 18, 2022	MISSOURI	w 15-2	9	15-2-0	1-0-0	McElvain (W 3-0)	3802	2:48
* Mar 19, 2022	MISSOURI	w 6-0	9	16-2-0	2-0-0	Holton (W 4-0)	3802	2:48
* Mar 20, 2022	MISSOURI	w 7-4	9	17-2-0	3-0-0	Berkwich (W 1-0)	3802	3:13
Mar 22, 2022	vs Belmont	w 13-4	9	18-2-0	3-0-0	Futrell (W 4-0)	0	3:10
* Mar 24, 2022	at South Carolina	w 10-0	9	19-2-0	4-0-0	McElvain (W 4-0)	6608	2:45
* Mar 25, 2022	at South Carolina	L 2-8	9	19-3-0	4-1-0	Holton (L 4-1)	7647	2:55
* Mar 26, 2022	at South Carolina	L 6-8	9	19-4-0	4-2-0	Owen (L 2-1)	8032	3:12
Mar 29, 2022	vs Lipscomb	w 7-1	9	20-4-0	4-2-0	Futrell (W 5-0)	2344	3:01
* Apr 01, 2022	#1 TENNESSEE	L 2-6	9	20-5-0	4-3-0	McElvain (L 4-1)	3802	3:07
* Apr 02, 2022	#1 TENNESSEE	L 2-5	9	20-6-0	4-4-0	Holton (L 4-2)	3802	2:30
* Apr 03, 2022	#1 TENNESSEE	L 0-5	9	20-7-0	4-5-0	Reilly (L 2-1)	3802	2:29
Apr 05, 2022	AUSTIN PEAY	w 12-2	9	21-7-0	4-5-0	Futrell (W 6-0)	3314	2:42
* Apr 08, 2022	at #25 Auburn	L 1-5	9	21-8-0	4-6-0	McElvain (L 4-2)	3925	2:44
* Apr 09, 2022	at #25 Auburn	w 19-4	9	22-8-0	5-6-0	Cunningham (W 1-0)	4096	3:35
* Apr 10, 2022	at #25 Auburn	L 2-8	9	22-9-0	5-7-0	Reilly (L 2-2)	3796	2:36
Apr 12, 2022	WESTERN KENTUCKY	w 7-4	9	23-9-0	5-7-0	Futrell (W 7-0)	3777	2:39
* Apr 15, 2022	#23 FLORIDA	w 5-4	9	24-9-0	6-7-0	Schultz (W 2-1)	3802	2:53
* Apr 16, 2022	#23 FLORIDA	w 8-6	9	25-9-0	7-7-0	Maldonado (W 2-1)	3802	3:05
* Apr 17, 2022	#23 FLORIDA	L 3-4	(10)	25-10-0	7-8-0	Little (L 0-1)	3802	2:35
Apr 19, 2022	TENNESSEE TECH	w 7-0	9	26-10-0	7-8-0	Futrell (W 8-0)	3788	3:00
* Apr 22, 2022	at Kentucky	w 10-0	9	27-10-0	8-8-0	McElvain (W 5-2)	2506	3:17
* Apr 23, 2022	at Kentucky	L 2-3	9	27-11-0	8-9-0	Holton (L 4-3)	2394	2:28
* Apr 24, 2022	at Kentucky	w 5-3	9	28-11-0	9-9-0	Cunningham (W 2-0)	2833	3:25
* Apr 28, 2022	#21 TEXAS A&M	L 1-5	9	28-12-0	9-10-0	McElvain (L 5-3)	3802	3:16
* Apr 29, 2022	#21 TEXAS A&M	w 11-1	9	29-12-0	10-10-0	Holton (W 5-3)	3802	3:03
* Apr 30, 2022	#21 TEXAS A&M	L 4-12	9	29-13-0	10-11-0	Cunningham (L 2-1)	3802	3:42
May 03, 2022	#10 LOUISVILLE	L 0-1	9	29-14-0	10-11-0	Futrell (L 8-1)	3802	2:50
* May 06, 2022	at #16 Georgia	w 11-9	9	30-14-0	11-11-0	Little (W 1-1)	3217	3:58
* May 07, 2022	at #16 Georgia	L 7-13	9	30-15-0	11-12-0	Reilly (L 2-3)	3405	3:09
* May 08, 2022	at #16 Georgia	w 4-0	9	31-15-0	12-12-0	Holton (W 6-3)	3115	2:59
May 10, 2022	INDIANA STATE	w 8-7	(11)	32-15-0	12-12-0	Schultz (W 3-1)	3696	4:17

() extra inning game



**2022 Vanderbilt Baseball
Miscellaneous Stats for Vanderbilt (as of May 11, 2022)
(All games)**



Multiple Hit Games	2	3	4	5+	Total
12 Dominic Keegan	16	5	2	-	23
51 Enrique Bradfield Jr	13	2	2	-	17
34 Spencer Jones	6	6	1	1	14
6 Tate Kolwyck	9	3	-	-	12
16 Jack Bulger	5	4	-	1	10
2 Javier Vaz	5	3	-	-	8
11 Davis Diaz	4	4	-	-	8
21 Calvin Hewett	4	2	-	-	6
25 Parker Noland	4	2	-	-	6
9 Carter Young	4	-	1	-	5
39 Gavin Casas	3	1	-	-	4
13 Jonathan Vastine	1	-	-	-	1
1 Matthew Polk	1	-	-	-	1
10 T.J. McKenzie	1	-	-	-	1
19 Troy LaNeve	1	-	-	-	1
TEAM	77	32	6	2	117

Multiple RBI Games	2	3	4	5+	Total
12 Dominic Keegan	11	3	2	-	16
34 Spencer Jones	6	4	1	-	11
16 Jack Bulger	7	-	-	-	7
9 Carter Young	4	2	-	-	6
2 Javier Vaz	3	1	1	1	6
6 Tate Kolwyck	3	2	-	-	5
21 Calvin Hewett	4	-	-	-	4
39 Gavin Casas	1	-	2	-	3
11 Davis Diaz	3	-	-	-	3
25 Parker Noland	2	1	-	-	3
19 Troy LaNeve	1	1	-	-	2
51 Enrique Bradfield Jr	-	1	1	-	2
1 Matthew Polk	2	-	-	-	2
3 Rob Gordon	-	1	-	-	1
10 T.J. McKenzie	-	1	-	-	1
TEAM	47	17	7	1	72

Hitting Streaks	Longest	Current
34 Spencer Jones	19	19
6 Tate Kolwyck	11	-
51 Enrique Bradfield Jr	10	4
9 Carter Young	9	-
12 Dominic Keegan	8	4
21 Calvin Hewett	7	2
16 Jack Bulger	5	1
39 Gavin Casas	4	-
2 Javier Vaz	4	2
11 Davis Diaz	4	1
13 Jonathan Vastine	3	-
19 Troy LaNeve	2	-
1 Matthew Polk	2	-
3 Rob Gordon	2	-
25 Parker Noland	2	2
10 T.J. McKenzie	1	-
45 Alan Espinal	1	-

Reached Base Streaks	Longest	Current
51 Enrique Bradfield Jr	21	12
34 Spencer Jones	19	19
12 Dominic Keegan	18	16
9 Carter Young	18	1
6 Tate Kolwyck	16	-
21 Calvin Hewett	12	12
11 Davis Diaz	11	8
39 Gavin Casas	11	-
16 Jack Bulger	9	1
25 Parker Noland	8	2
2 Javier Vaz	7	5
13 Jonathan Vastine	4	-
19 Troy LaNeve	3	2
1 Matthew Polk	3	-
3 Rob Gordon	2	-
45 Alan Espinal	1	-
10 T.J. McKenzie	1	-



2022 Vanderbilt Baseball
Miscellaneous Stats for Vanderbilt (as of May 11, 2022)
(All games)



Starting Lineup By Position
(Team W-L record when starter)

PITCHER:		
20 Carter Holton	12	(8-4)
35 Chris McElvain	12	(8-4)
95 Devin Futrell	9	(8-1)
97 Bryce Cunningha	5	(2-3)
29 Nick Maldonado	3	(2-1)
88 Patrick Reilly	3	(1-2)
42 Christian Little	1	(1-0)
33 Hunter Owen	1	(1-0)
36 Grayson Moore	1	(1-0)
CATCHER:		
16 Jack Bulger	24	(17-7)
12 Dominic Keegan	23	(15-8)
FIRST BASE:		
25 Parker Noland	20	(14-6)
12 Dominic Keegan	16	(10-6)
39 Gavin Casas	9	(7-2)
13 Jonathan Vastine	2	(1-1)
SECOND BASE:		
6 Tate Kolwyck	40	(29-11)
13 Jonathan Vastine	6	(3-3)
3 Rob Gordon	1	(0-1)
THIRD BASE:		
11 Davis Diaz	41	(30-11)
25 Parker Noland	5	(1-4)
3 Rob Gordon	1	(1-0)
SHORTSTOP:		
9 Carter Young	46	(31-15)
11 Davis Diaz	1	(1-0)
LEFT FIELD:		
2 Javier Vaz	27	(20-7)
21 Calvin Hewett	14	(7-7)
19 Troy LaNeve	4	(3-1)
10 T.J. McKenzie	1	(1-0)
1 Matthew Polk	1	(1-0)
CENTER FIELD:		
51 Enrique Bradfield	47	(32-15)
RIGHT FIELD:		
34 Spencer Jones	46	(31-15)
2 Javier Vaz	1	(1-0)
DESIGNATED HITTER:		
16 Jack Bulger	19	(11-8)
12 Dominic Keegan	8	(7-1)
1 Matthew Polk	5	(3-2)
19 Troy LaNeve	4	(3-1)
39 Gavin Casas	4	(3-1)
2 Javier Vaz	3	(1-2)
13 Jonathan Vastine	2	(2-0)
3 Rob Gordon	1	(1-0)
25 Parker Noland	1	(1-0)

Starting Lineup By Lineup Spot
(Team W-L record when starter)

LEADOFF:		
51 Enrique Bradfield	45	(30-15)
11 Davis Diaz	2	(2-0)
2ND SPOT:		
11 Davis Diaz	26	(19-7)
16 Jack Bulger	14	(9-5)
21 Calvin Hewett	3	(1-2)
2 Javier Vaz	2	(1-1)
51 Enrique Bradfield	2	(2-0)
3RD SPOT:		
34 Spencer Jones	40	(26-14)
12 Dominic Keegan	7	(6-1)
CLEANUP:		
12 Dominic Keegan	38	(24-14)
34 Spencer Jones	6	(5-1)
16 Jack Bulger	2	(2-0)
39 Gavin Casas	1	(1-0)
5TH SPOT:		
16 Jack Bulger	13	(7-6)
39 Gavin Casas	9	(6-3)
2 Javier Vaz	8	(8-0)
25 Parker Noland	7	(4-3)
6 Tate Kolwyck	4	(4-0)
21 Calvin Hewett	2	(0-2)
19 Troy LaNeve	2	(1-1)
9 Carter Young	1	(1-0)
12 Dominic Keegan	1	(1-0)
6TH SPOT:		
16 Jack Bulger	14	(10-4)
6 Tate Kolwyck	9	(4-5)
2 Javier Vaz	7	(5-2)
9 Carter Young	7	(5-2)
21 Calvin Hewett	6	(4-2)
39 Gavin Casas	2	(2-0)
12 Dominic Keegan	1	(1-0)
25 Parker Noland	1	(1-0)
7TH SPOT:		
9 Carter Young	12	(9-3)
2 Javier Vaz	10	(6-4)
6 Tate Kolwyck	9	(6-3)
13 Jonathan Vastine	5	(3-2)
11 Davis Diaz	4	(4-0)
25 Parker Noland	3	(0-3)
21 Calvin Hewett	1	(1-0)
19 Troy LaNeve	1	(1-0)
1 Matthew Polk	1	(1-0)
39 Gavin Casas	1	(1-0)
8TH SPOT:		
6 Tate Kolwyck	18	(15-3)
11 Davis Diaz	9	(5-4)
1 Matthew Polk	4	(2-2)
25 Parker Noland	4	(3-1)
2 Javier Vaz	3	(2-1)
13 Jonathan Vastine	2	(1-1)
19 Troy LaNeve	2	(1-1)
9 Carter Young	2	(1-1)
3 Rob Gordon	2	(1-1)
21 Calvin Hewett	1	(1-0)
9TH SPOT:		
9 Carter Young	24	(15-9)

CAREER HIGHS

99 • Jack Anderson

Innings Pitched: 1.0, 9x, last vs. Louisville (5/3/22)
Strikeouts: 3, 2x, last vs. Louisville (5/3/22)
Hits Allowed: 1, 3x, last at S. Carolina (3/25/22)
Walks Allowed: 1, 6x, last vs. Louisville (5/3/22)
Runs Allowed: None

30 • Nelson Berkwich

Innings Pitched: 3.0, vs. Mississippi State (6/29/21)
Strikeouts: 5, vs. Mississippi State (6/29/21)
Hits Allowed: 6, vs. Mississippi State (6/29/21)
Walks Allowed: 1, 7x, last vs. Texas A&M (4/30/22)
Runs Allowed: 3, 2x, last at Florida (4/30/21)

51 • Enrique Bradfield Jr.

Hits: 4, 4x, last at Georgia (5/6/22)
Runs: 4, at Georgia (5/6/22)
RBI: 5, vs. Alabama (5/7/21)
Walks: 3, 2x, last vs. Lipscomb (3/29/22)
HRs: 1, 6x, last vs. Texas A&M (4/29/22)
Strikeouts: 3, 2x, last vs. Louisville (5/3/22)
Stolen Bases: 4, 3x, last at Kentucky (4/23/22)

16 • Jack Bulger

Hits: 5, at Auburn (4/09/22)
Runs: 2, 13x, last at Kentucky (4/24/22)
RBI: 3, 2x, last at Florida (4/30/21)
Walks: 3, vs. Missouri (3/18/22)
HRs: 1, 9x, last vs. Florida (4/17/22)
Strikeouts: 3, 2x, last vs. Mississippi State (4/24/21)
Stolen Bases: 1, 5x, last vs. Tenn. Tech (4/19/22)

98 • Greysen Carter

Innings Pitched: 1.0, 2x, last vs. Wagner (3/13/22)
Strikeouts: 2, at Hawaii (3/5/22)
Hits Allowed: 1, vs. Wagner (3/13/22)
Walks Allowed: 3, vs. Belmont (3/22/22)
Runs Allowed: 1, 2x, last vs. Belmont (3/22/22)

39 • Gavin Casas

Hits: 3, vs. Wagner (3/13/22)
Runs: 2, 2x, last vs. Missouri (3/18/22)
RBI: 4, 2x, last vs. Missouri (3/18/22)
Walks: 2, vs. Missouri (3/19/22)
HRs: 1, vs. Wagner (3/13/22)
Strikeouts: 3, vs. Missouri (3/20/22)
Stolen Bases: None

97 • Bryce Cunningham

Innings Pitched: 6.0, vs. Florida (4/17/22)
Strikeouts: 4, vs. Missouri (3/18/22)
Hits Allowed: 7, vs. Florida (4/17/22)
Walks Allowed: 4, vs. Texas A&M (4/30/22)
Runs Allowed: 7, vs. Texas A&M (4/30/22)

11 • Davis Diaz

Hits: 3, 4x, last vs. Missouri (3/19/22)
Runs: 3, 2x, last at Hawaii (3/5/22)
RBI: 2, 3x, last vs. Austin Peay (4/5/22)
Walks: 3, 2x, last vs. Missouri (3/18/22)
HRs: 1, 2x, last vs. Indiana State (5/10/22)
Strikeouts: 2, 4x, last vs. Florida (4/17/22)
Stolen Bases: 2, vs. Wagner (3/11/22)

43 • Michael Doolin

Innings Pitched: 4.0, vs. South Alabama (2/19/20)
Strikeouts: 7, vs. South Alabama (2/19/20)
Hits Allowed: 2, vs. Evansville (2/25/20)
Walks Allowed: 2, vs. Hawaii (3/1/20)
Runs Allowed: 1, vs. Hawaii (3/1/20)

45 • Alan Espinal

Hits: 1, 2x, last vs. vs. Austin Peay (4/5/22)
Runs: 1, vs. FIU (5/18/21)
RBI: 1, vs. FIU (5/18/21)
Walks: 1, vs. Army (2/26/22)
HRs: 1, vs. FIU (5/18/21)
Strikeouts: 2, at Hawaii (3/5/22)
Stolen Bases: None

44 • Donye Evans

Innings Pitched: 2.0, vs. Florida (4/16/22)
Strikeouts: 2, 4x, last vs. Florida (4/16/22)
Hits Allowed: 2, at Oklahoma St.-2 (3/13/21)
Walks Allowed: 2, vs. Texas A&M (4/30/22)
Runs Allowed: 2, at Oklahoma St.-2 (3/13/21)

95 • Devin Futrell

Innings Pitched: 9.0, vs. Lipscomb (3/29/22)
Strikeouts: 10, vs. Austin Peay (4/5/22)
Hits Allowed: 6, 2x, last Austin Peay (4/5/22)
Walks Allowed: 2, vs. Lipscomb (3/29/22)
Runs Allowed: 3, vs. Belmont (3/22/22)

17 • Ryan Ginther

Innings Pitched: 1.0, vs. Wagner (3/13/22)
Strikeouts: 2, 2x, last vs. Wagner (3/13/22)
Hits Allowed: 3, vs. Wagner (3/13/22)
Walks Allowed: 1, vs. Wagner (3/13/22)
Runs Allowed: 3, vs. Wagner (3/13/22)

3 • Rob Gordon

Hits: 1, 2x, last at Auburn (4/08/22)
Runs: 2, Austin Peay (4/5/22)
RBI: 3, Austin Peay (4/5/22)
Walks: 1, Austin Peay (4/5/22)
HRs:
Strikeouts: 3, at Auburn (4/08/22)
Stolen Bases: 1, vs. Michigan (3/15/22)

77 • Brett Hansen

Innings Pitched: 1.2, vs. Indiana State (5/10/22)
Strikeouts: 2, Austin Peay (4/5/22)
Hits Allowed: 2, vs. Indiana State (5/10/22)
Walks Allowed: 1, 2x, last vs. Indiana State (5/10/22)
Runs Allowed: 2, vs. Indiana State (5/10/22)

21 • Calvin Hewett

Hits: 3, 2x, last vs. Austin Peay (4/5/22)
Runs: 3, Austin Peay (4/5/22)
RBI: 2, 3x, last at Georgia (5/6/22)
Walks: 2, at South Carolina (3/24/22)
HRs: 1, 3x, last vs. Texas A&M (4/30/22)
Strikeouts: 2, 4x, last at Georgia (5/6/22)
Stolen Bases: 2, vs. Austin Peay (4/5/22)

40 • Sam Hliboki

Innings Pitched: 5.0, at UCLA (3/6/20)
Strikeouts: 7, vs. Georgia St. (2/27/21)
Hits Allowed: 4, vs. Georgia St. (2/27/21)
Walks Allowed: 1, 4x, last at Missouri (3/25/21)
Runs Allowed: 2, at Oklahoma St.-2 (3/13/21)

20 • Carter Holton

Innings Pitched: 7.0, 2x, last vs. Missouri (3/19/22)
Strikeouts: 13, vs. Wagner (3/11/22)
Hits Allowed: 7, 2x, last at Auburn (4/09/22)
Walks Allowed: 4, 2x, last vs. Texas A&M (4/29/22)
Runs Allowed: 7, at South Carolina (3/25/22)

52 • Sam Hunt

Hits: None
Runs: None
RBI: None
Walks: None
HRs: None
Strikeouts: None
Stolen Bases: None

34 • Spencer Jones

Hits: 6, vs. Indiana State (5/10/22)
Runs: 4, at Auburn (4/09/22)
RBI: 4, vs. Belmont (3/22/22)
Walks: 3, vs. Wagner (3/13/22)
HRs: 1, 10x, last vs. Texas A&M (4/29/22)
Strikeouts: 4, vs. Georgia (4/8/21)
Stolen Bases: 2, 2x, last vs. Indiana State (5/10/22)

12 • Dominic Keegan

Hits: 5, vs. Kentucky (5/22/21)
Runs: 3, 8x, last vs. Texas A&M (4/29/22)
RBI: 6, vs. Georgia St.-2 (2/28/21)
Walks: 3, 2x, last at Georgia (5/8/22)
HRs: 2, vs. Presbyterian (6/4/21)
Strikeouts: 4, vs. Oklahoma State (2/19/22)
Stolen Bases: None

6 • Tate Kolwyck

Hits: 3, 4x, last vs. Texas A&M (4/29/22)
Runs: 3, 2x, last vs. Wagner (3/11/22)
RBI: 4, 2x, last vs. South Carolina (3/20/21)
Walks: 2, 4x, last at Kentucky (4/22/22)
HRs: 2, vs. South Carolina (3/20/21)
Strikeouts: 3, 5x, last vs. Indiana State (5/10/22)
Stolen Bases: 1, 2x, last vs. Presbyterian (6/4/21)

19 • Troy Laneve

Hits: 3, 2x, last vs. Kentucky (5/20/21)
Runs: 2, 4x, vs. Wagner (3/13/22)
RBI: 4, vs. Presbyterian (6/4/21)
Walks: 1, 11x, last vs. Indiana State (5/10/22)
HRs: 1, 8x, last at Auburn (4/09/22)
Strikeouts: 3, 2x, last at Kentucky (4/24/22)
Stolen Bases: None

42 • Christian Little

Innings Pitched: 5.1, vs. Ole Miss (5/26/21)
Strikeouts: 7, 2x, last vs. Ole Miss (5/26/21)
Hits Allowed: 6, vs. Tennessee Tech (3/30/31)
Walks Allowed: 4, vs. Mississippi State (6/29/21)
Runs Allowed: 6, at Louisville (5/4/21)

50 • Kyle Magrans

Innings Pitched: None
Strikeouts: None
Hits Allowed: None
Walks Allowed: None
Runs Allowed: None

29 • Nick Maldonado

Innings Pitched: 4.0, 3x, last at Hawaii (3/6/22)
Strikeouts: 5, 2x, last vs. Texas A&M (4/30/22)
Hits Allowed: 6, 2x, vs. Oklahoma State (2/19/22)
Walks Allowed: 2, 3x, last at Kentucky (4/24/22)
Runs Allowed: 4, vs. Kentucky (5/22/21)

23 • Kenny Mallory Jr.

Hits: None
Runs: None
RBI: None
Walks: None
HRs: None
Strikeouts: 1, 2x, last vs. Belmont (3/22/22)
Stolen Bases: None

35 • Chris McElvain

Innings Pitched: 7.0, 2x, last at S. Carolina (3/24/22)
Strikeouts: 13, at Hawaii (3/4/22)
Hits Allowed: 7, vs. Wagner (3/11/22)
Walks Allowed: 5, at Georgia (5/7/22)
Runs Allowed: 6, 2x, last vs. Tennessee (4/1/22)

10 • T.J. McKenzie

Hits: 2, at Hawaii (3/5/22)
Runs: 1, 3x, last at Hawaii (3/5/22)
RBI: 3, vs. Evansville (2/23/22)
Walks: 1, vs. Evansville (2/23/22)
HRs: 1, vs. Evansville (2/23/22)
Strikeouts: 1, 3x, last vs. Belmont (3/22/22)
Stolen Bases: None

36 • Grayson Moore

Innings Pitched: 3.0, vs. Oklahoma State (2/19/22)
Strikeouts: 5, vs. Oklahoma State (2/19/22)
Hits Allowed: 3, 2x, last vs. Tennessee (4/3/22)
Walks Allowed: 2, 2x, last at S. Carolina (3/26/22)
Runs Allowed: 3, vs. Texas A&M (4/30/22)

25 • Parker Noland

Hits: 3, 6x, last at Auburn (4/09/22)
Runs: 3, 2x, last vs. Austin Peay (4/5/22)
RBI: 5, vs. FIU (5/18/21)
Walks: 2, 9x, last at Auburn (4/09/22)
HRs: 1, 11x, last vs. Indiana State (5/10/22)
Strikeouts: 3, 7x, last vs. Texas A&M (4/30/22)
Stolen Bases: 1, 4x, last vs. Austin Peay (4/5/22)

33 • Hunter Owen

Innings Pitched: 4.1, vs. Tennessee (4/1/22)
Strikeouts: 7, vs. Tennessee (4/1/22)
Hits Allowed: 5, vs. Oklahoma State (2/20/22)
Walks Allowed: 2, 10x, last at S. Carolina (3/26/22)
Runs Allowed: 6, at Ole Miss (5/16/21)

1 • Matthew Polk

Hits: 2, at Kentucky (4/22/22)
Runs: 2, at Kentucky (4/22/22)
RBI: 2, 2x, last at Kentucky (4/23/22)
Walks: 1, at Kentucky (4/22/22)
HRs: 1, at Kentucky (4/23/22)
Strikeouts: 2, vs. Texas A&M (4/28/22)
Stolen Bases: 1, vs. Tennessee Tech (4/19/22)

55 • Colton Regen

Innings Pitched: None
Strikeouts: None
Hits Allowed: None
Walks Allowed: None
Runs Allowed: None

88 • Patrick Reilly

Innings Pitched: 7.0 vs. Alabama (5/8/21)
Strikeouts: 14, at South Carolina (3/25/22)
Hits Allowed: 6, at Auburn (4/10/22)
Walks Allowed: 4, 4x, last vs. Tennessee (4/3/22)
Runs Allowed: 6, 2x, last at Auburn (4/10/22)

18 • JD Rogers

Hits: None
Runs: None
RBI: None
Walks: None
HRs: None
Strikeouts: None
Stolen Bases: None

66 • Thomas Schultz

Innings Pitched: 6.0, 2x, last vs. Austin Peay (4/20/21)
Strikeouts: 8, vs. UIC (3/5/21)
Hits Allowed: 6, at Oklahoma St. (3/14/21)
Walks Allowed: 2, 5x, last vs. North Ala. (5/11/21)
Runs Allowed: 6, at Oklahoma St. (3/14/21)

CAREER HIGHS

48 • Christian Smith

Hits: None
Runs: None
RBI: None
Walks: None
HRs: None
Strikeouts: None
Stolen Bases: None

13 • Jonathan Vastine

Hits: 2, at Auburn (4/10/22)
Runs: 1, 6x, last at Georgia (5/7/22)
RBI: 1, 5x, last vs. Texas A&M (4/29/22)
Walks: 1, 3x, last at Georgia (5/6/22)
HRs: None
Strikeouts: 3, at Georgia (5/8/22)
Stolen Bases: 1, vs. Oklahoma State (2/19/22)

2 • Javier Vaz

Hits: 3, 3x, last at Georgia (5/6/22)
Runs: 3, vs. Oklahoma State (2/20/22)
RBI: 5, at Hawaii (3/5/22)
Walks: 2, 5x, last vs. Tennessee (4/1/22)
HRs: 1, 3x, last at Georgia (5/6/22)
Strikeouts: 1, 14x, last at Georgia (5/7/22)
Stolen Bases: 2, vs. NC State (6/25/21)

9 • Carter Young

Hits: 4, vs. Missouri (3/18/22)
Runs: 3, 2x, last at Tennessee (4/18/21)
RBI: 4, 3x, last at Ole Miss (5/16/21)
Walks: 3, 3x, last at South Carolina (3/24/22)
HRs: 2, vs. Alabama (5/7/21)
Strikeouts: 4, vs. Oklahoma State (2/20/22)
Stolen Bases: 2, at Tennessee (4/18/21)

THE LAST TIME VANDERBILT ...

Won 5 or more consecutive games _____ **18 games (Feb. 23-March 24, 2022)**
Won 7 or more consecutive games _____ **18 games (Feb. 23-March 24, 2022)**
Won 10 or more consecutive games _____ **18 games (Feb. 23-March 24, 2022)**
Won 13 or more consecutive games _____ **18 games (Feb. 23-March 24, 2022)**
Won 14 or more consecutive games _____ **18 games (Feb. 23-March 24, 2022)**
Won 15 or more consecutive games _____ **18 games (Feb. 23-March 24, 2022)**

Won 5 or more consecutive home games _____ **12 games (Feb. 23-March 20, 2022)**
Won 8 or more consecutive home games _____ **12 games (Feb. 23-March 20, 2022)**
Won 10 or more consecutive home games _____ **12 games (Feb. 23-March 20, 2022)**
 Won 20 or more consecutive home games _____ Never Happened

Won 5 or more consecutive road games _____ 7 games (March 25, 2021-April 16, 2021)
 Won 7 or more consecutive road games _____ 7 games (March 25, 2021-April 16, 2021)
 Won 10 or more consecutive road games _____ 11 games (April 9-May 17, 2019)
 Won 12 or more consecutive road games _____ 13 games (April 20, 2013-March 18, 2014)

Won 5 or more consecutive conference games _____ 6 games (March 25-April 3, 2021)
 Won 6 or more consecutive conference games _____ 6 games (March 25-April 3, 2021)
 Won 9 or more consecutive conference games _____ 10 games (April 19-May 10, 2019)
 Won 11 or more consecutive conference games _____ 11 games (April 20-May 16, 2013)

Won 5 or more consecutive conference home games _____ 9 games (May 17, 2018-March 30, 2019)
 Won 8 or more consecutive conference home games _____ 9 games (May 17, 2018-March 30, 2019)
 Won 9 or more consecutive conference home games _____ 12 games (March 23-May 16, 2013)

Won 5 or more consecutive conference road games _____ 16 games (April 19, 2019-April 16, 2021)
 Won 7 or more consecutive conference road games _____ 16 games (April 19, 2019-April 16, 2021)
 Won 9 or more consecutive conference road games _____ 16 games (April 19, 2019-April 16, 2021)

Won 5 or more consecutive midweek games _____ **9 games (May 11, 2021-April 19, 2022)**
 Won 10 or more consecutive midweek games _____ 25 games (March 5, 2019-April 20, 2021)
 Won 15 or more consecutive midweek games _____ 25 games (March 5, 2019-April 20, 2021)
 Won 17 or more consecutive midweek games _____ 25 games (March 5, 2019-April 20, 2021)

Won 5 or more consecutive midweek home games _____ **28 games (March 5, 2019-April 19, 2022)**
Won 13 or more consecutive midweek home games _____ **28 games (March 5, 2019-April 19, 2022)**
Won 14 or more consecutive midweek home games _____ **28 games (March 5, 2019-April 19, 2022)**

Lost 5 or more consecutive games _____ 6 games (April 29-May 8, 2018)
 Lost 7 or more consecutive games _____ 7 games (March 28-April 6, 1997)
 Lost 8 or more consecutive games _____ 12 games (March 25-April 10, 1994)

Lost 4 or more consecutive home games _____ 4 games (Feb. 24-29, 2012)
 Lost 5 or more consecutive home games _____ 6 games (April 30-May 22, 2005)
 Lost 6 or more consecutive home games _____ 6 games (April 30-May 22, 2005)
 Lost 7 or more consecutive home games _____ 9 games (1965-1966)

Lost 5 or more consecutive road games _____ 6 games (March 30-April 20, 2018)
 Lost 6 or more consecutive road games _____ 6 games (March 30-April 20, 2018)
 Lost 7 or more consecutive road games _____ 8 games (Feb. 17-April 6, 2012)
 Lost 8 or more consecutive road games _____ 8 games (Feb. 17-April 6, 2012)
 Lost 9 or more consecutive road games _____ 9 games (March 25-April 26, 1994)
 Lost 10 or more consecutive road games _____ 11 games (April 18, 1978-March 5, 1979)

Lost 5 or more consecutive conference games _____ **6 games (March 25-April 8, 2022)**
Lost 6 or more consecutive conference games _____ **6 games (March 25-April 8, 2022)**
 Lost 7 or more consecutive conference games _____ 7 games (May 10, 2008-March 15, 2009)
 Lost 8 or more consecutive conference games _____ 11 games (April 5-27, 2002)
 Lost 9 or more consecutive conference games _____ 11 games (April 5-27, 2002)
 Lost 10 or more consecutive conference games _____ 11 games (April 5-27, 2002)

Lost 5 or more consecutive conference home games _____ 5 games (April 12-27, 2002)
 Lost 6 or more consecutive conference home games _____ 9 games (April 14-May 14, 2000)
 Lost 7 or more consecutive conference home games _____ 9 games (April 14-May 14, 2000)
 Lost 8 or more consecutive conference home games _____ 9 games (April 14-May 14, 2000)

Lost 5 or more consecutive conference road games _____ 5 games (March 30-April 20, 2018)
 Lost 6 or more consecutive conference road games _____ 10 games (April 5-May 17, 2002)
 Lost 7 or more consecutive conference road games _____ 10 games (April 5-May 17, 2002)
 Lost 8 or more consecutive conference road games _____ 10 games (April 5-May 17, 2002)

Shutout an opponent _____ **at #22 Georgia, 4-0 (May 8, 2022)**
Shutout an opponent on Opening Day _____ **vs. #7 Oklahoma State, 3-0 (Feb. 18, 2022)**
Shutout an opponent at home _____ **vs. Tennessee Tech, 7-0 (April 19, 2022)**
Shutout an SEC opponent at home _____ **vs. Missouri, 6-0 (March 19, 2022)**
Shutout an opponent on the road _____ **at #22 Georgia, 4-0 (May 8, 2022)**
Shutout an SEC opponent on the road _____ **at #22 Georgia, 4-0 (May 8, 2022)**
 Shutout an opponent on a neutral field _____ vs. Duke, 3-0 @ Nashville Super Regional (June 8, 2019)
Shutout a midweek opponent at home _____ **vs. Tennessee Tech, 7-0 (April 19, 2022)**
 Shutout a midweek opponent on the road _____ at Middle Tennessee, 1-0 (April 12, 2011)
Shutout back-to-back opponents _____ **vs. Tennessee Tech, 7-0; at Kentucky, 10-0 (April 19-22, 2022)**
 Shutout three consecutive opponents _____ vs. South Alabama, 3-0 + 4-0; vs. Illinois-Chicago, 9-0 (Feb. 18-21, 2020)

Was shutout _____ **vs. #10 Louisville, 1-0 (May 3, 2022)**
 Was shutout in back-to-back games _____ Kentucky, 14-0 & 4-0 (April 23, 1976)

Was shutout on Opening Day _____ vs. San Diego, 10-0 (Feb. 17, 2006)
 Was shutout at home _____ **vs. #10 Louisville, 1-0 (May 3, 2022)**
 Was shutout at home by an SEC opponent _____ **#1 Tennessee, 5-0 (April 3, 2022)**

Was shutout on the road _____ at Texas A&M, 7-0 (March 17, 2019)
 Was shutout on the road by an SEC opponent _____ at Texas A&M, 7-0 (March 17, 2019)
 Was shutout on a neutral field _____ vs. Mississippi State, 9-0, at College World Series (June 30, 2021)
Was shutout against a midweek opponent at home _____ **vs. #10 Louisville, 1-0 (May 3, 2022)**
 Was shutout against a midweek opponent on the road _____ at North Florida, 2-0 (March 5, 1991)
 Was shutout against a non-conference opponent on a neutral site _____ vs. NC State, 1-0, at CWS (June 21, 2021)

Run-ruled an opponent _____ vs. Auburn, 11-1, 8 inn. @ SEC Tournament (May 22, 1919)
 Run-ruled an opponent at home _____ vs. Evansville, 14-3, 5 inn. (April 17, 2002)

Was run-ruled _____ vs. Texas A&M, 13-3, 7 inn. @ SEC Tournament (May 27, 2016)

Played in 14 or more innings _____ 14 innings, vs. Illinois-Chicago (W, 6-5) (Feb. 27, 2016)
 Played in 15 or more innings _____ 16 innings, vs. Ole Miss (L, 6-5) (April 10, 2015)
 Played in 16 or more innings _____ 16 innings, vs. Ole Miss (L, 6-5) (April 10, 2015)
 Played in 17 or more innings _____ 17 innings, vs. Louisville (W, 11-10) (May 11, 2010)

Won both games of a doubleheader _____ **vs. Wagner: 12-1, 13-1 (March 5, 2022)**
 Shutout opponent in both games of a doubleheader _____ vs. Georgia: 3-0, 6-0 (April 27, 1976)
 Lost both games of a doubleheader _____ at Tennessee: 4-2 (11), 4-3 (April 25, 2010)

Swept a 3-game series at home _____ **vs. Missouri (March 18-20, 2022)**
Swept a 3-game series at home vs. non-conference opponent _____ **vs. Wagner (March 11-13, 2022)**
 Swept a 3-game series on the road _____ at LSU (April 1-3, 2021)
Swept a 3-game SEC series at home _____ **vs. Missouri (March 18-20, 2022)**
 Swept a 3-game SEC series on the road _____ at LSU (April 1-3, 2021)
 Swept a midweek series at home _____ 2 games, vs. South Alabama (Feb. 18-19, 2020)
 Swept a midweek series on the road _____ 2 games, at Ohio (May 17-18, 2005)
Swept a four-game series _____ **at Hawaii (March 4-6, 2022)**

Was swept in a 3-game series at home _____ **vs. #1 Tennessee (April 1-3, 2022)**
 Was swept in a 3-game series at home vs. non-conference opponent _____ vs. Oregon (Feb. 24-26, 2012)
 Was swept in a 3-game series on the road _____ at Auburn (May 4-6, 2018)
Was swept in a 3-game SEC series at home _____ **vs. #1 Tennessee (April 1-3, 2022)**
 Was swept in a 3-game SEC series on the road _____ at Auburn (May 4-6, 2018)

Swept 3 or more SEC series in a season _____ 5, 2019 (vs. UF, at ALA, vs. AUB, at USC, at UK)
 Swept 5 or more SEC series in a season _____ 5, 2019 (vs. UF, at ALA, vs. AUB, at USC, at UK)
 Swept 6 or more SEC series in a season _____ 6, 2013 (at AUB, vs. UT, at OM, vs. MIZ, vs. MSU, vs. UK)
 Was swept in 3 or more SEC series in a season _____ 3, 2009 (vs. ALA, at USC, vs. UT)
 Was swept in 4 or more SEC series in a season _____ 4, 2002 (vs. UGA, at OM, at UF, at AUB)

Swept Alabama in a 3-game series at home _____ April 9-11, 2011
 Swept Alabama in a 3-game series on the road _____ April 19-21, 2019
 Was swept by Alabama in a 3-game series at home _____ April 17-19, 2009
 Was swept by Alabama in a 3-game series on the road _____ April 22-23, 2006

Swept Florida in a 3-game series at home _____ March 21-23, 2019
 Swept Florida in a 3-game series on the road _____ Never Happened
 Was swept by Florida in a 3-game series at home _____ May 20-22, 2005
 Was swept by Florida in a 3-game series on the road _____ March 30-April 1, 2018

Swept Georgia in a 3-game series at home _____ April 29-May 1, 2016
 Swept Georgia in a 3-game series on the road _____ April 3-5, 2015
 Was swept by Georgia in a 3-game series at home _____ March 22-24, 2002
 Was swept by Georgia in a 3-game series on the road _____ May 2-4, 2003

Swept Kentucky in a 3-game series at home _____ May 17-19, 2018
 Swept Kentucky in a 3-game series on the road _____ May 16-18, 2019
 Was swept by Kentucky in a 3-game series at home _____ May 12-14, 2000
 Was swept by Kentucky in a 3-game series on the road _____ April 9-10, 1988

Swept LSU in a 3-game series at home _____ April 22-24, 2011
 Swept LSU in a 3-game series on the road _____ April 1-3, 2021
 Was swept by LSU in a 3-game series at home _____ Never Happened
 Was swept by LSU in a 3-game series on the road _____ March 7-9, 1997

Swept Mississippi State in a 3-game series at home _____ April 26-28, 2013
 Swept Mississippi State in a 3-game series on the road _____ March 16-18, 2018
 Was swept by Mississippi State in a 3-game series at home _____ April 20-21, 1991
 Was swept by Mississippi State in a 3-game series on the road _____ March 11-12, 2000

Swept Missouri in a 3-game series at home _____ **March 18-20, 2022**
 Swept Missouri in a 3-game series on the road _____ March 25-27, 2021
 Was swept by Missouri in a 3-game series at home _____ Never Happened
 Was swept by Missouri in a 3-game series on the road _____ Never Happened

Swept Ole Miss in a 3-game series at home _____ May 17-19, 2012
 Swept Ole Miss in a 3-game series on the road _____ April 5-7, 2013
 Was swept by Ole Miss in a 3-game series at home _____ 1967
 Was swept by Ole Miss in a 3-game series on the road _____ April 5-6, 2008

Swept South Carolina in a 3-game series at home _____ Never Happened
 Swept South Carolina in a 3-game series on the road _____ May 3-5, 2019
 Was swept by South Carolina in a 3-game series at home _____ April 12-14, 2002
 Was swept by South Carolina in a 3-game series on the road _____ May 1-3, 2009

Swept Tennessee in a 3-game series at home _____ March 29-31, 2013
 Swept Tennessee in a 3-game series on the road _____ May 2-4, 2008
Was swept by Tennessee in a 3-game series at home _____ **April 1-3, 2022**
 Was swept by Tennessee in a 3-game series on the road _____ May 5-7, 2000

THE LAST TIME VANDERBILT ...

Defeated a Top 25 ranked team _____ at #22 Georgia, 4-0 (May 8, 2022)
Defeated a Top 25 ranked team at home _____ vs. #21 Texas A&M, 11-1 (April 29, 2022)
Defeated a Top 25 ranked team on the road _____ at #22 Georgia, 4-0 (May 8, 2022)
 Defeated a Top 25 ranked team at a neutral site _____ vs. #11 Mississippi State, 8-2, at CWS (6/28/21)
Defeated a Top 25 ranked non-conference team _____ vs. #7 Oklahoma State, 3-0 (Feb. 18, 2022)
Defeated a Top 25 ranked non-conference team at home _____ vs. #7 Oklahoma State, 3-0 (Feb. 18, 2022)
 Defeated a Top 25 ranked non-conference team on the road _____ at #13 Oklahoma State - Game 2, 18-4 (March 13, 2021)

Defeated a Top 20 ranked team _____ vs. #7 Oklahoma State, 3-0 (Feb. 18, 2022)
Defeated a Top 20 ranked team at home _____ vs. #7 Oklahoma State, 3-0 (Feb. 18, 2022)
 Defeated a Top 20 ranked team on the road _____ at #18 Ole Miss, 13-2 (May 15, 2021)
 Defeated a Top 20 ranked team at a neutral site _____ vs. #11 Mississippi State, 8-2, at CWS (6/28/21)

Defeated a Top 15 ranked team _____ vs. #7 Oklahoma State, 3-0 (Feb. 18, 2022)
Defeated a Top 15 ranked team at home _____ vs. #7 Oklahoma State, 3-0 (Feb. 18, 2022)
 Defeated a Top 15 ranked team on the road _____ at #14 Florida, 11-7 (April 30, 2021)
 Defeated a Top 15 ranked team at a neutral site _____ vs. #11 Mississippi State, 8-2, at CWS (6/28/21)

Defeated a Top 10 ranked team _____ vs. #7 Oklahoma State, 3-0 (Feb. 18, 2022)
Defeated a Top 10 ranked team at home _____ vs. #7 Oklahoma State, 3-0 (Feb. 18, 2022)
 Defeated a Top 10 ranked team on the road _____ at #5 Tennessee, 10-4 (April 18, 2021)
 Defeated a Top 10 ranked team at a neutral site _____ vs. #7 Stanford, 6-5 (June 23, 2021)

Defeated a Top 5 ranked team _____ vs. #4 Mississippi State, 7-4 (April 25, 2021)
 Defeated a Top 5 ranked team at home _____ vs. #4 Mississippi State, 7-4 (April 25, 2021)
 Defeated a Top 5 ranked team on the road _____ at #5 Tennessee, 10-4 (April 18, 2021)
 Defeated a Top 5 ranked team at a neutral site _____ vs. #5 Arizona, 7-6 (June 19, 2021)

Defeated a #1 ranked team _____ vs. #1 Texas A&M, 6-5 (May 25, 2016)
 Defeated a #1 ranked team at home _____ vs. #1 Kentucky, 4-3 (April 28, 2012)
 Defeated a #1 ranked team on the road _____ at #1 Florida, 5-0 (May 14, 2016)
 Defeated a #1 ranked team at a neutral site _____ vs. #1 Texas A&M, 6-5 (May 25, 2016)

Won a series against a Top 25 ranked team _____ at #22 Georgia, 11-9, 7-13, 4-0 (May 6-8, 2022)
 Won a series against a Top 10 ranked team _____ vs. #4 Mississippi State, 6-2, 4-7, 7-4 (April 23-25, 2021)
Won a series against a Top 25 ranked team at home _____ vs. #23 Florida, 5-4, 8-6, 3-4 (April 15-17, 2022)
 Won a series against a Top 10 ranked team at home _____ vs. #4 Mississippi State, 6-2, 4-7, 7-4 (April 23-25, 2021)
Won a series against a Top 25 ranked team on the road _____ at #22 Georgia, 11-9, 7-13, 4-0 (May 6-8, 2022)
 Won a series against a Top 10 ranked team on the road _____ at #5 Tennessee, 5-0, 4-8, 10-4 (April 16-18, 2021)
 Swept a series against a Top 25 ranked team _____ vs. #25 Auburn: 12-6, 5-2, 9-5 (April 25-27, 2019)
 Swept a series against a Top 10 ranked team _____ 2 games, at #1 Arkansas, 9-0, 13-6 (April 10-11, 2009)
 Have not swept a 3-game series in the Tim Corbin era
 Played to a tie _____ vs. Alabama, 3-3 - 8 inn. (May 20, 2017)

Hit back-to-back home runs __ Carter Young (2-run), Enrique Bradford Jr. (solo) - 9th inn. at #22 Georgia (May 7, 2022)
Hit back-to-back HR twice in a game _____ Spencer Jones (solo), Dominic Keegan (solo) - 3rd inn.; Tate Kolwyck (solo), Carter Young (solo) - 7th inn. vs. Missouri (March 20, 2022)

Had multiple players hit 2-or-more home runs _____ Stephen Scott (2), Philip Clarke (2), Connor Kaiser (3) at Clemson (June 3, 2018)
Hit 2 or more home runs in an inning _____ 2, 9th inning at #22 Georgia (May 7, 2022)
 Hit 3 or more home runs in an inning _____ 3, 3rd inning vs. San Diego (Feb. 21, 2016)
 Hit 5 or more home runs in a game _____ 5, vs. Duke (June 9, 2019)
 Hit 6 or more home runs in a game _____ 9, vs. #8 Clemson @ NCAA Clemson Regional (June 3, 2018)
 Hit 8 or more home runs in a game _____ 9, vs. #8 Clemson @ NCAA Clemson Regional (June 3, 2018)
 Hit multiple grand slams in a season _____ 4 (D. Keegan, T. Kolwyck, C. Young, I. Thomas) (2021)
 Hit 3 or more grand slams in a season _____ 4 (D. Keegan, T. Kolwyck, C. Young, I. Thomas) (2021)
 Hit 4 or more grand slams in a season _____ 4 (D. Keegan, T. Kolwyck, C. Young, I. Thomas) (2021)

Homered in 3 or more consecutive innings _____ 3, vs. Tennessee Tech, 3rd-4th-5th (April 30, 2019)
 Homered in 4 or more consecutive innings _____ 4, vs. Clemson, 5th-6th-7th-8th (June 3, 2018)
Homered in 5 or more consecutive games _____ 13 games (March 1-22, 2022)
Homered in 8 or more consecutive games _____ 13 games (March 1-22, 2022)
Homered in 9 or more consecutive games _____ 13 games (March 1-22, 2022)
Homered in 10 or more consecutive games _____ 13 games (March 1-22, 2022)

Scored 10 or more runs in 3 consecutive games _____ 3 games (March 11-13, 2022)
 Scored 10 or more runs in 4 consecutive games _____ 4 games (April 9-14, 2013)
 Scored 10 or more runs in 5 or more consecutive games _____ 6 games (April 22-May 1, 2011)
Scored 15 or more runs in a game _____ 19, at Auburn (April 9, 2022)
 Scored 20 or more runs in a game _____ 20, vs. FIU (May 18, 2021)
 Scored 20 or more runs in consecutive games _____ 21-10 vs. Tennessee Tech; 22-11 at S. Carolina (April 30; May 3, 2019)

Scored 10 or more runs in a loss _____ 12-14, vs. Arkansas (April 14, 2019)
 Scored 15 or more runs in a loss _____ 15-16, 10 inn. - at LSU (May 7, 2010)
 Scored 17 or more runs in a loss _____ 17-22, vs. Michigan State (March 20, 1993)
 Scored 20 or more runs in a loss _____ Never Happened

Scored 10 or more unanswered runs _____ 12, vs. Belmont (March 22, 2022)
 Scored 15 or more unanswered runs _____ 17, vs. FIU (May 18, 2021)
 Scored 20 or more unanswered runs _____ 21, vs. Radford @ NCAA Nashville Regional (June 1, 2015)

Scored in 5 consecutive innings _____ 5, (4th-8th inn.) vs. #23 Florida (April 16, 2022)
 Scored in 6 consecutive innings _____ 6, (4th-9th inn.) at Ole Miss (May 15, 2021)
 Scored 5 or more runs in the first inning _____ 7, vs. #11 Mississippi State, 8-2, at CWS (6/28/21)
 Scored 6 or more runs in the first inning _____ 7, vs. #11 Mississippi State, 8-2, at CWS (6/28/21)
 Scored 7 or more runs in the first inning _____ 7, vs. #11 Mississippi State, 8-2, at CWS (6/28/21)
 Scored 9 or more runs in the first inning _____ 9, vs. Samford (March 12, 2019)

Scored in the first inning in 4 or more consecutive games _____ 4 games (Feb. 21-25, 2020)
Scored 7 or more runs in an inning _____ 9, (4th inn.) at Auburn, 19-4 (April 9, 2022)
Scored 10 or more runs in an inning _____ 10, (5th inn.) vs. Belmont, 13-4 (March 22, 2022)
 Scored 14 or more runs in an inning _____ 14 (3rd inn.) vs. Middle Tennessee (May 15, 2018)
 Scored 4 or more runs in three diff. innings _____ 7 (4th inn.), 9 (6th inn.) & 5 (7th inn) at South Carolina (May 3, 2019)
 Scored 4 or more runs in three diff. innings in consecutive games _____ 6 (1st inn), 5 (3rd inn) & 4 (4th inn) vs. Tennessee Tech (April 30, 2019) and 7 (4th inn.), 9 (6th inn) & 5 (7th inn) at S. Carolina (May 3, 2019)

Scored 10 or more runs in a road game _____ 11, at #22 Georgia (May 6, 2022)
Scored 15 or more runs in a road game _____ 19, at Auburn (April 9, 2022)
 Scored 20 or more runs in a road game _____ 22, at South Carolina (May 3, 2019)
 Scored 25 or more runs in a road game _____ Never Happened

Allowed 10 or more runs in a loss _____ 13, at #22 Georgia (May 7, 2022)
 Allowed 10 or more runs in a win _____ 11, vs. Georgia Tech (June 6, 2021)
 Allowed 15 or more runs in a game _____ 18, vs. Duke (June 7, 2019)
 Allowed 20 or more runs in a game _____ 20, vs. Florida (April 15, 2017)
Allowed 7 or more runs in an inning _____ 8, 7th inn. at #22 Georgia (May 7, 2022)
 Allowed 10 or more runs in an inning _____ 13, 7th inn. vs. Xavier (June 4, 2016)
 Allowed 5 or more runs in the first inning _____ 6, vs. Ole Miss @ SEC Tourney (May 26, 2019)

Overcame a deficit of 4 or more runs in a win _____ 4, vs. Indiana State (May 10, 2022)
 Overcame a deficit of 5 or more runs in a win _____ 8, vs. Ole Miss @ SEC Tournament (May 26, 2019)
 Overcame a deficit of 6 or more runs in a win _____ 8, vs. Ole Miss @ SEC Tournament (May 26, 2019)
 Overcame a deficit of 7 or more runs in a win _____ 8, vs. Ole Miss @ SEC Tournament (May 26, 2019)
 Overcame a deficit of 8 or more runs in a win _____ 8, vs. Ole Miss @ SEC Tournament (May 26, 2019)
 Overcame a deficit of 9 or more runs in a win _____ 10, vs. Illinois State (March 1, 2015)

Squandered a lead of 4 or more runs in a loss _____ 4, vs. #16 South Carolina (March 21, 2021)
 Squandered a lead of 5 or more runs in a loss _____ 5, at #19 Texas A&M (March 16, 2019)
 Squandered a lead of 6 or more runs in a loss _____ 7, vs. South Carolina (April 27, 2018)
 Squandered a lead of 7 or more runs in a loss _____ 7, vs. South Carolina (April 27, 2018)

Had 15 or more hits in a game _____ 16, at #22 Georgia (May 6, 2022)
Had 15 or more hits in a win _____ 16, at #22 Georgia (May 6, 2022)
Had 18 or more hits in a game _____ 23, at Auburn (April 9, 2022)
Had 18 or more hits in a win _____ 23, at Auburn (April 9, 2022)
Had 20 or more hits in a win _____ 23, at Auburn (April 9, 2022)
 Had 30 or more hits in a game _____ 30, vs. Alabama (April 17, 1988)
 Had 50 or more hits in an SEC series _____ 54, vs. Missouri (April 12-14, 2013)
 Had 15 or more hits in a loss _____ 17, vs. Florida (April 15, 2017)

Had 10 or more total bases in a game _____ Dominic Keegan (10) vs. Presbyterian (June 4, 2021)
 Had 11 or more total bases in a game _____ Connor Kaiser (14) at Clemson (June 3, 2018)

Had at least 15 hits in back-to-back games _____ 15, 16 vs. Wagner (March 11, 2022)
Had at least 10 hits in 5 or more consecutive games _____ 5 games (March 11-18, 2022)
 Had at least 10 hits in 6 or more consecutive games _____ 6 games (Feb. 20-March 1, 2019)
 Had at least 10 hits in 7 or more consecutive games _____ 7 games (Feb. 18-27, 2018)
 Had at least 10 hits in 8 or more consecutive games _____ 8 games (Feb. 27-March 12, 2010)

Had 5 or more doubles in a game _____ 10, at Auburn (April 9, 2022)
Had 6 or more doubles in a game _____ 10, at Auburn (April 9, 2022)
Had 7 or more doubles in a game _____ 10, at Auburn (April 9, 2022)
Allowed 5 or more doubles in a game _____ 5, at #22 Georgia (May 6, 2022)
 Allowed 6 or more doubles in a game _____ 6, vs. Arkansas (April 14, 2019)

Had 2 or more triples in a game _____ 2, vs. Tennessee Tech (March 30, 2021)
 Had 3 or more triples in a game _____ 4, vs. Radford (May 31, 2015)
 Had 4 or more triples in a game _____ 4, vs. Radford (May 31, 2015)
 Allowed 2 or more triples in a game _____ 2, vs. Duke (June 7, 2019)
 Allowed 3 or more triples in a game _____ 3, vs. Texas A&M (April 11, 2014)

THE LAST TIME VANDERBILT ...

Allowed 3 or more home runs in a game _____, 3, at #22 Georgia (May 7, 2022)
 Allowed 4 or more home runs in a game _____, 4, at Florida (May 1, 2021)
 Allowed 5 or more home runs in a game _____, 7, vs. Georgia (April 8, 2021)

Did not draw a walk in a game _____ at Auburn (April 10, 2022)
Walked 10 or more times in a game _____, 12, at Kentucky (April 22, 2022)
 Walked 15 or more times in a game _____, 17, vs. Davidson (March 5, 2019)
 Walked 18 or more times in a game _____, 19, vs. Middle Tennessee (May 15, 2018)
 Allowed 0 walks in a game _____ vs. #4 Mississippi State (April 23, 2021)
 Allowed 0 walks in back-to-back games _____ at San Diego, DH (Feb. 20, 2011)
 Allowed 10 or more walks in a game _____, 10, vs. #11 Mississippi State, at CWS (6/29/21)
 Allowed 12 or more walks in a game _____, 12, vs. Austin Peay (Feb. 27, 2019)
 Allowed 10-plus walks in back-to-back games _____, 12, vs. Illinois State; 12, vs. Evansville (March 1-3, 2015)

Did not strikeout in a game _____ vs. Tennessee-Martin (Feb. 23, 2005)
Struck out 12 or more times in a game _____, 13, at #22 Georgia (May 6, 2022)
Struck out 15 or more times in a game _____, 15, at Auburn (April 8, 2022)
Struck out 15 or more batters in a game _____, 16, vs. #21 Texas A&M (April 30, 2022)
 Struck out 19 or more batters in a game _____, 19, vs. #5 Arizona (June 19, 2021)
 Struck out 20 or more opposing batters in a game _____, 22, vs. Ole Miss (April 10, 2015)
Struck out 10 or more opposing batters in 5 consecutive games _____, 6 games (March 11-20, 2022)
Struck out 10 or more opposing batters in 8 consecutive games _____, 9 games (Feb. 18-March 5, 2022)

Pitching staff held opponent scoreless for 10 consecutive inn. in a game _____, 11 inn. at Missouri (March 26, 2016)

Had 5 or more hit batters in a game _____, 6, Tennessee Tech (April 19, 2022)
 Had 6 or more hit batters in a game _____, 6, Tennessee Tech (April 19, 2022)

Had 5 or more stolen bases in a game _____, 5, at #22 Georgia (May 6, 2022)
 Had 6 or more stolen bases in a game _____, 6, vs. Hawaii (March 1, 2020)
 Had 7 or more stolen bases in a game _____, 7, vs. UMass-Lowell (Feb. 25, 2018)
 Had 8 or more stolen bases in a game _____, 8, vs. UNC-Wilmington (June 1, 2012)

Left 13 or more runners on base _____, 13, at #22 Georgia (May 6, 2022)
 Left 14 or more runners on base _____, 14, at Kentucky (April 22, 2022)
 Left 15 or more runners on base _____, 15, vs. #14 Florida (March 22, 2019)
 Left 16 or more runners on base _____, 17, vs. Mississippi State @ Nashville Super Regional (June 10, 2018)

Committed 4 or more errors in a game _____, 4, at #22 Georgia (May 7, 2022)
 Committed 5 or more errors in a game _____, 6, at Middle Tennessee (March 22, 2016)
 Committed 6 or more errors in a game _____, 6, at Middle Tennessee (March 22, 2016)

Combined for a no-hitter _____ at Kentucky (Chris McElvain, Christian Little), April 22, 2022
 Combined for a perfect game _____ at Western Kentucky (J. Lewis, N. Pilkington, J. Scott, M. Buschmann), May 6, 2003
Combined on a one-hitter _____ vs. Evansville, 6 inn. (Devin Futrell, Bryce Cunningham), Feb. 23, 2022
Combined on a two-hitter _____ vs. Lipscomb (Devin Futrell) March 29, 2022
Combined on a three-hitter _____ vs. Tennessee Tech (D. Futrell, B. Hansen, J. Anderson, N. Maldonado) April 19, 2022
 Was no-hit _____ at Texas A&M (Kyle Simonds, 9.0), May 7, 2016

Started six true freshmen _____ at Auburn (Austin Martin - LF, Philip Clarke - DH, Pat DeMarco - RF, Jayson Gonzalez - SS, Garrett Blaylock - 3B, Mason Hickman - SP), May 6, 2018

HITTING:

Hit an inside-the-park home run _____ Will Toffey vs. Belmont (March 22, 2017)
Hit a pinch-hit home run _____ Troy LaNeve at Auburn (April 9, 2022)
Hit a grand slam _____ Javier Vaz at Hawaii - Game 2 (March 5, 2022)
Hit a grand slam on the road _____ Javier Vaz at Hawaii - Game 2 (March 5, 2022)

Hit a walk-off home run _____ Troy LaNeve vs. Kentucky (May 20, 2021)
 Hit an extra-inning walk-off home run _____ Isaiah Thomas vs. Hawaii, 11th inning (March 1, 2020)
 Hit a postseason walk-off home run _____ JJ Bleday vs. Mississippi State (June 9, 2018)
Had a walk-off base hit _____ Spencer Jones vs. Indiana State (May 10, 2022)
 Drew a walk-off walk _____ Carter Young vs. TCU (March 8, 2020)

Hit 2 or more home runs in a game _____ Dominic Keegan vs. Presbyterian (June 4, 2021)
 Hit 2 or more home runs in an SEC game _____ Isaiah Thomas at #18 Ole Miss (May 15, 2021)
 Hit 3 or more home runs in a game _____ Connor Kaiser (3) at Clemson (June 3, 2018)
Hit 2 or more home runs in consecutive games _____ Tate Kolwyck vs. Missouri (March 19-20, 2022)

Homered in consecutive at-bats _____ Carter Young, 3rd inn., 4th inn. vs. Alabama (May 7, 2021)
 Homered in consecutive at-bats in an SEC game _____ Carter Young, 3rd inn., 4th inn. vs. Alabama (May 7, 2021)

Hit for the cycle _____ Clinton Johnston vs. Kentucky (April 28, 1996)
 Hit for the cycle in an SEC game _____ Clinton Johnston vs. Kentucky (April 28, 1996)

Had a 20-game hit streak _____ JJ Bleday and Austin Martin, 20 (May 17, 2018-March 1, 2019)
 Had a 25-game hit streak _____ Xavier Turner, 27 (March 4-April 22, 2014)
 Had a 45-game on-base streak _____ JJ Bleday, 50 (March 19-June 26, 2019)

Had 2 hits in an inning _____ Spencer Jones (HR, 2B), Dominic Keegan (2B, 2B) and Jack Bulger (1B, 2B) at Auburn (April 9, 2022)
Had 5 or more hits in a game _____ Spencer Jones (6) vs. Indiana State (May 10, 2022)

Had 5 or more RBIs in a game _____ Isaiah Thomas (5) vs. Georgia Tech (June 6, 2021)
 Had 6 or more RBIs in a game _____ Maxwell Romero Jr. (7) & Dominic Keegan (6) vs. Georgia State - Game 2 (Feb. 28, 2021)
 Had 7 or more RBIs in a game _____ Maxwell Romero Jr. (7) vs. Georgia State - Game 2 (Feb. 28, 2021)
 Had 10 or more RBIs in a game _____ Connor Kaiser (10) at Clemson (June 3, 2018)

Stole home _____ Enrique Bradfield Jr. (May 10, 2022)
 Had a triple steal _____ Ethan Paul (home), Jeren Kendall (3rd), Bryan Reynolds (2nd) vs. Auburn (May 19, 2016)
Had 3 or more stolen bases in a game _____, 3, Enrique Bradfield Jr. at #22 Georgia (May 6, 2022)

PITCHING:

Threw a 9-inning no-hitter _____ Jack Leiter vs. #16 South Carolina (March 20, 2021)
 _____ Kumar Rocker vs. Duke @ Nashville Super Regional (June 8, 2019)
 _____ Doug Wessel vs. Belmont (April 19, 1971)

Struck out 10 or more batters in a game _____ Devin Futrell, 10, vs. Austin Peay (April 5, 2022)
Struck out 10 or more batters in an SEC game _____ Carter Holton, 10, vs. Missouri (March 19, 2022)
Struck out 12 or more batters in a game _____ Carter Holton, 13, vs. Wagner - Game 2 (March 11, 2022)
True freshman struck out 10 or more batters in a game _____ Devin Futrell, 10, vs. Austin Peay (April 5, 2022)
 True freshman struck out 10 or more batters in debut _____ Jack Leiter, 12, vs. South Alabama (Feb. 18, 2020)
 True freshman struck out 15 or more batters in a game _____ Kumar Rocker, 19, vs. Duke (June 8, 2019)
 Struck out 15 or more batters in a game _____ Jack Leiter, 15, vs. NC State (June 21, 2021)
 Struck out 10 or more batters in consecutive games _____ Kumar Rocker (11) and Jack Leiter (10) vs. #12 East Carolina (June 11-12, 2021)

Pitched a 7-inning, complete game _____ Carter Holton at Hawaii - Game 1 (March 5, 2022)
Pitched 9 or more innings _____, 9.0, Devin Futrell vs. Lipscomb (March 29, 2022)
 Pitched 9 or more scoreless innings _____, 9.0, Jack Leiter vs. #16 South Carolina (March 20, 2021)
Pitched a 9-inning, complete game _____, 9.0, Devin Futrell vs. Lipscomb (March 29, 2022)
 Pitched a 9-inning, complete-game shutout _____, 9.0, Jack Leiter vs. #16 South Carolina (March 20, 2021)
 Picked up 10 or more saves in a season _____, 17, Tyler Brown (2019)
 Picked up 15 or more saves in a season _____, 17, Tyler Brown (2019)
 Picked up win and save on same day _____ Jackson Gillis vs. Ole Miss, Win - Game 1, Save - Game 2 (April 15, 2018)
 Picked up the save (true freshman) _____ Sam Hliboki vs. Hawaii (Feb. 28, 2020)

NUMERICAL ROSTER

No.	Name	Pos.	B/T	Ht.	Wt.	Cl.	Hometown/High School
1	Matthew Polk	UTL	R/R	5-11	180	Fr./HS	Long Beach, Calif./Orange Lutheran
2	Javier Vaz	IF	L/R	5-9	151	Sr./1L	Huntsville, Ala./Huntsville
3	Rob Gordon	IF	R/R	6-2	176	Fr./HS	Atlanta, Ga./Grady
6	Tate Kolwyck	IF	R/R	5-11	195	Sr./3L	Memphis, Tenn./Arlington
9	Carter Young	IF	S/R	6-0	180	Jr./2L	Selah, Wash./Selah
10	T.J. McKenzie	OF	R/R	6-1	180	Jr./2L	Loxahatchee, Fla./The Benjamin School
11	Davis Diaz	IF	R/R	5-11	170	Fr./HS	Pittsburg, Calif./Acalanes
12	Dominic Keegan	UTL	R/R	6-0	210	Sr./3L	Methuen, Mass./Central Catholic
13	Jonathan Vastine	IF	L/R	5-11	165	Fr./HS	Bartow, Fla./Bartow
16	Jack Bulger	UTL	R/R	6-0	210	So./1L	Bowie, Md./DeMatha Catholic
17	Ryan Ginther	LHP	R/L	5-11	201	Fr./HS	Hendersonville, Tenn./Station Camp
18	JD Rogers	OF	L/L	5-10	185	Fr./HS	Carmel, Ind./Carmel
19	Troy LaNeve	OF	L/R	6-0	210	Jr./2L	Pittsburgh, Pa./Pine Richland
20	Carter Holton	LHP	L/L	5-11	195	Fr./HS	Savannah, Ga./Benedictine Military
21	Calvin Hewett	OF	R/L	6-3	205	So./1L	Greenland, N.H./Portsmouth
23	Kenny Mallory Jr.	OF	L/L	6-3	195	Fr./HS	Lawrenceville, Ga./Mountain View
25	Parker Noland	IF	L/R	6-1	200	Jr./2L	Knoxville, Tenn./Farragut
29	Nick Maldonado	RHP	R/R	6-1	205	Jr./2L	Short Hills, N.J./Seton Hall Prep
30	Nelson Berkwich	LHP	L/L	5-11	190	So.1L	Boca Raton, Fla./American Heritage
33	Hunter Owen	LHP	R/L	6-6	240	So./1L	South Portland, Maine/South Portland
34	Spencer Jones	UTL	L/L	6-7	225	Jr./2L	Encinitas, Calif./La Costa Canyon
35	Chris McElvain	RHP	R/R	6-0	205	Jr./2L	Thompson Station, Tenn./Summit
36	Grayson Moore	RHP	S/R	6-3	190	So./1L	Longwood, Fla./Lake Mary
39	Gavin Casas	IF	L/R	6-3	225	So./1L	Pembroke Pines, Fla./American Heritage
40	Sam Hliboki	RHP	L/R	6-3	210	Jr./2L	Los Angeles, Calif./Harvard Westlake
42	Christian Little	RHP	R/R	6-4	210	So./1L	St. Louis, Mo./Christian Brothers College
43	Michael Doolin	RHP	L/R	6-4	220	Jr./2L	Schererville, Ind./Andean
44	Donye Evans	RHP	R/R	6-6	220	So./1L	Decatur, Ga./Redan
45	Alan Espinal	C	R/R	6-0	190	So./1L	Viera, Fla./Viera
48	Christian Smith	OF	L/L	6-2	195	Fr./HS	Atlanta, Ga./Grady
50	Kyle Magrans	RHP	R/R	6-3	210	Fr./HS	Clarksville, Tenn./Clarksville
51	Enrique Bradfield Jr.	OF	L/L	6-1	160	So./1L	Hialeah, Fla./American Heritage
52	Sam Hunt	UTL	S/R	6-2	205	Fr./HS	Minneapolis, Minn./IMG Academy
55	Colton Regen	RHP	R/R	6-4	170	Fr./HS	Mt. Juliet, Tenn./Mt. Juliet
66	Thomas Schultz	RHP	R/R	6-6	225	Jr./2L	Mount Carmel, Pa./Our Lady of Lourdes Regional
77	Brett Hansen	LHP	L/L	6-4	205	So./1L	Pleasanton, Calif./Foothill
88	Patrick Reilly	RHP	R/R	6-3	210	So./1L	Sea Girt, N.J./Christian Brothers Academy
95	Devin Futrell	LHP	L/L	6-5	195	Fr./HS	Pembroke Pines, Fla./American Heritage
97	Bryce Cunningham	RHP	R/R	6-5	225	Fr./HS	Headland, Ala./Headland
98	Greysen Carter	RHP	S/R	6-4	218	Fr./HS	Louisville, Colo./Fairview
99	Jack Anderson	RHP	L/R	6-5	190	5th/TR	Nashville, Tenn./Montgomery Bell Academy

Head Coach: 4 Tim Corbin (Ohio Wesleyan '84) – 20th season at Vanderbilt

Associate Head Coach: 26 Scott Brown (SUNY-Cortland '99)

Assistant Coach: 24 Mike Baxter (Vanderbilt '05)

Volunteer Coach: 49 Tyler Shewmaker (Kentucky Wesleyan '16)

Strength and Conditioning Coach: Walker Grisanti (Vanderbilt '19)

General Manager/Chief of Staff: Brooks Webb (Birmingham-Southern '11)

Director of Baseball Operations: Amy Elkus (Kentucky '14)

Athletic Trainer: Chris Matarazzo (Springfield College '12)

Director of Player Development: Brandon Barak (Illinois '12)

Video Coordinator: Josh Ruchotzke (Vanderbilt '17)

Equipment Manager: Bailey Provo (Lipscomb '21)

Student Managers: Sebastian Baca, Justin Kim, Zac Klinger, Donovan Simon

PRONUNCIATION GUIDE

Enrique Bradfield Jr. _____ IN-reek-A
 Gavin Casas _____ CAH-sus
 Alan Espinal _____ ESS-pen-all
 Devin Futrell _____ few-trell
 Sam Hliboki _____ luh-BO-kee
 Tate Kolwyck _____ COLE-wick
 Troy LaNeve _____ luh-neve
 Kyle Magrans _____ muh-grans; rhymes with bronze
 Colton Regen _____ region
 Jonathan Vastine _____ vast-ine; rhymes with nine
 Javier Vaz _____ rhymes with zap


ALPHABETICAL ROSTER

#	Name	Pos.	Yr.
99	Jack Anderson	RHP	5th
30	Nelson Berkwich	LHP	So.
51	Enrique Bradfield Jr.	OF	So.
16	Jack Bulger	UTL	So.
98	Greysen Carter	RHP	Fr.
39	Gavin Casas	IF	So.
97	Bryce Cunningham	RHP	Fr.
11	Davis Diaz	IF	Fr.
43	Michael Doolin	RHP	Jr.
45	Alan Espinal	RHP	Jr.
44	Donye Evans	C	So.
95	Devin Futrell	LHP	Fr.
17	Ryan Ginther	LHP	Fr.
3	Rob Gordon	IF	Fr.
77	Brett Hansen	LHP	So.
21	Calvin Hewett	OF	So.
40	Sam Hliboki	RHP	Jr.
20	Carter Holton	LHP	Fr.
52	Sam Hunt	UTL	Fr.
34	Spencer Jones	UTL	Jr.
12	Dominic Keegan	UTL	Sr.
6	Tate Kolwyck	IF	Sr.
19	Troy LaNeve	OF	Jr.
42	Christian Little	RHP	So.
50	Kyle Magrans	RHP	Fr.
29	Nick Maldonado	RHP	Jr.
23	Kenny Mallory Jr.	OF	Fr.
35	Chris McElvain	RHP	Jr.
10	T.J. McKenzie	OF	Jr.
36	Grayson Moore	RHP	So.
25	Parker Noland	IF	Jr.
33	Hunter Owen	LHP	So.
1	Matthew Polk	UTL	Fr.
55	Colton Regen	RHP	Fr.
88	Patrick Reilly	RHP	So.
18	JD Rogers	OF	Fr.
66	Thomas Schultz	RHP	Jr.
48	Christian Smith	OF	Fr.
13	Jonathan Vastine	IF	Fr.
2	Javier Vaz	IF	Sr.
9	Carter Young	IF	Jr.

EXPERIENCE BREAKDOWN

Fifth-Year (1) _____ Anderson
 Seniors (3) _____ Keegan, Kolwyck, Vaz
 Juniors (10) _____ Doolin, Hliboki, Jones,
 LaNeve, Maldonado, McElvain, McKenzie,
 Noland, Schultz, Young
 Sophomores (12) _____ Berkwich, Bradfield Jr., Bulger,
 Casas, Espinal, Evans, Hansen, Hewett,
 Little, Moore, Owen, Reilly
 Freshmen (15) _____ Carter, Cunningham, Diaz, Futrell, Ginther,
 Gordon, Holton, Hunt, Magrans, Mallory Jr.,
 Polk, Regen, Rogers, Smith, Vastine


2022 TV ROSTER




1
Matthew Polk
Fr. • 5-11 • 180 • R/R
UTL • Long Beach, Calif.




2
Javier Vaz
Sr. • 5-9 • 151 • L/R
IF • Huntsville, Ala.



3
Rob Gordon
Fr. • 6-2 • 176 • R/R
IF • Atlanta, Ga.



6
Tate Kolwyck
Sr. • 5-11 • 195 • R/R
IF • Memphis, Tenn.




9
Carter Young
Sr. • 6-0 • 180 • S/R
IF • Selah, Wash.




10
T.J. McKenzie
Jr. • 6-1 • 180 • R/R
OF • Loxahatchee, Fla.




11
Davis Diaz
Fr. • 5-11 • 170 • R/R
IF • Pittsburg, Calif.



12
Dominic Keegan
Sr. • 6-0 • 210 • R/R
UTL • Methuen, Mass.




13
Jonathan Vastine
Fr. • 5-11 • 165 • L/R
IF • Bartow, Fla.




16
Jack Bulger
So. • 6-0 • 210 • R/R
UTL • Bowie, Md.




17
Ryan Ginther
Fr. • 5-11 • 201 • R/L
LHP • Hendersonville, Tenn.



18
JD Rogers
Fr. • 5-10 • 185 • L/L
OF • Carmel, Ind.




19
Troy LaNeve
Jr. • 6-0 • 210 • L/R
OF • Pittsburgh, Calif.




20
Carter Holton
Fr. • 5-11 • 195 • L/L
LHP • Savannah, Ga.




21
Calvin Hewett
So. • 6-3 • 205 • R/L
OF • Greenland, N.H.




23
Kenny Mallory Jr.
Fr. • 6-3 • 195 • L/L
OF • Lawrenceville, Ga.




25
Parker Noland
Jr. • 6-1 • 200 • L/R
IF • Knoxville, Tenn.



29
Nick Maldonado
Jr. • 6-1 • 205 • R/R
RHP • Short Hills, N.J.




30
Nelson Berkwich
So. • 5-11 • 190 • L/L
LHP • Boca Raton, Fla.



33
Hunter Owen
So. • 6-6 • 240 • R/R
LHP • South Portland, Maine




34
Spencer Jones
Jr. • 6-7 • 225 • L/L
UTL • Encinitas, Calif.




35
Chris McElvain
Jr. • 6-0 • 205 • R/R
RHP • Thompson Station, Tenn.




36
Grayson Moore
So. • 6-3 • 190 • S/R
RHP • Lake Mary, Fla.




39
Gavin Casas
So. • 6-3 • 225 • L/R
IF • Pembroke Pines, Fla.




40
Sam Hliboki
Jr. • 6-3 • 210 • L/R
RHP • Los Angeles, Calif.




42
Christian Little
So. • 6-4 • 220 • R/R
RHP • St. Louis, Mo.




43
Michael Doolin
Jr. • 6-4 • 220 • L/R
RHP • Schererville, Ind.



44
Donye Evans
So. • 6-6 • 220 • R/R
RHP • Decatur, Ga.




45
Alan Espinal
So. • 6-0 • 190 • R/R
C • Viera, Fla.




48
Christian Smith
Fr. • 6-2 • 195 • L/L
OF • Atlanta, Ga.




50
Kyle Magrans
Fr. • 6-3 • 210 • R/R
RHP • Clarksville, Tenn.




51
Enrique Bradfield Jr.
So. • 6-1 • 160 • L/L
OF • Hialeah, Fla.




52
Sam Hunt
Fr. • 6-2 • 205 • S/R
UTL • Minneapolis, Minn.




55
Colton Regen
Fr. • 6-4 • 170 • R/R
RHP • Mt. Juliet, Tenn.




66
Thomas Schultz
Jr. • 6-4 • 225 • R/R
RHP • Mount Carmel, Pa.




77
Brett Hansen
So. • 6-4 • 205 • L/L
LHP • Pleasanton, Calif.




88
Patrick Reilly
So. • 6-3 • 210 • R/R
RHP • Sea Girt, N.J.




95
Devin Futrell
Fr. • 6-5 • 195 • L/L
LHP • Pembroke Pines, Fla.



97
Bryce Cunningham
Fr. • 6-5 • 225 • R/R
RHP • Headland, Ala.



98
Greysen Carter
Fr. • 6-4 • 218 • S/R
RHP • Louisville, Colo.




99
Jack Anderson
5th • 6-5 • 190 • L/R
RHP • Nashville, Tenn.




4
Tim Corbin
Head Coach
20th Season



26
Scott Brown
Associate Head Coach
10th Season



24
Mike Baxter
Assistant Coach
5th Season



49
Tyler Shewmaker
Volunteer Assistant Coach
1st Season