



ARKANSAS BASEBALL

ArkansasRazorbacks.com ||| @RazorbackBSB ||| Contact: Oliver Grigg (ogrigg@uark.edu)

2023 SCHEDULE & RESULTS

FEBRUARY

17	vs. Texas ^	FloBaseball	W, 3-2
18	vs. #15 TCU ^	FloBaseball	L, 18-6
19	vs. #9 Oklahoma State ^	FloBaseball	2:30 p.m.
21	GRAMBLING	SECN+	3 P.M.
24	EASTERN ILLINOIS	SECN+	2 P.M.
25	EASTERN ILLINOIS	SECN+	NOON
26	EASTERN ILLINOIS	SECN+	1 P.M.

MARCH

1	ILLINOIS STATE	SECN+	3 P.M.
3	WRIGHT STATE	SECN+	3 P.M.
4	WRIGHT STATE	SECN+	3 P.M.
5	WRIGHT STATE	SECN+	1 P.M.
7	ARMY	SECN+	3 P.M.
10	LOUISIANA TECH		3 P.M.
11	LOUISIANA TECH	SECN+	2 P.M.
12	LOUISIANA TECH	SECN+	1 P.M.
14	UNLV	SECN+	6 P.M.
15	UNLV	SECN+	3 P.M.
17	AUBURN *	SECN+	6:30 P.M.
18	AUBURN *	SECN+	2 P.M.
19	AUBURN *	SECN+	2 P.M.
21	SEMO	SECN+	3 P.M.
24	LSU *	ESPN2	7 p.m.
25	LSU *	SECN	1 p.m.
26	LSU *	ESPN2	Noon
28	OMAHA	SECN+	6 P.M.
31	ALABAMA *	SECN+	6:30 P.M.

APRIL

1	ALABAMA *	SECN+	2 P.M.
2	ALABAMA *	SECN	2 P.M.
4	ARKANSAS STATE	SECN+	6 P.M.
6	Ole Miss *	SECN+	6:30 p.m.
7	Ole Miss *	SECN+	6:30 p.m.
8	Ole Miss *	SECN	2 p.m.
11	LITTLE ROCK	SECN+	6:30 P.M.
12	LITTLE ROCK	SECN+	4 P.M.
14	TENNESSEE *	SECN	7 P.M.
15	TENNESSEE *	SECN+	6 P.M.
16	TENNESSEE *	SECN+	2 P.M.
18	UCA	SECN+	6 P.M.
20	Georgia *	SECN	6 p.m.
21	Georgia *	SECN+	5 p.m.
22	Georgia *	SECN+	1 p.m.
25	Missouri State	ESPN+/ESPN3	6:30 p.m.
27	TEXAS A&M *	ESPNU	7 P.M.
28	TEXAS A&M *	SECN+	6 P.M.
29	TEXAS A&M *	SECN	11 A.M.

MAY

2	vs. Lipscomb @		6 p.m.
5	Mississippi State *	SECN+	6 p.m.
6	Mississippi State *	ESPNU	6:30 p.m.
7	Mississippi State *	SECN+	1 p.m.
12	SOUTH CAROLINA *	SECN+	6:30 P.M.
13	SOUTH CAROLINA *	SECN+	6 P.M.
14	SOUTH CAROLINA *	SECN+	2 P.M.
18	Vanderbilt *	SECN+	6 p.m.
19	Vanderbilt *	SECN+	6 p.m.
20	Vanderbilt *	SECN+	2 p.m.

All times Central; Home game in **BOLD**; * - SEC opponent
^ - College Baseball Showdown (Globe Life Field in Arlington, Texas)
@ - Game played at Dickey-Stephens Park in North Little Rock, Ark.

GAME 4 ||| GRAMBLING vs. #9 ARKANSAS ||| FEB. 21

COLLEGE BASEBALL SHOWDOWN • GLOBE LIFE FIELD (ARLINGTON, TEXAS)



1-2
0-0 SWAC

GRAMBLING STATE TIGERS

In the Polls.....NR (BA) | NR (CB) | NR (D1Baseball)
.....NR (NCBWA) | NR (PG) | NR (USA Today)
Head Coach.....Davin Pierre
Career Record.....26-33 (2nd season)
Record at Grambling.....Same



2-1
0-0 SEC

ARKANSAS RAZORBACKS

In the Polls.....11 (BA) | 7 (CB) | 9 (D1Baseball)
.....6 (NCBWA) | 3 (PG) | 6 (USA Today)
Head Coach.....Dave Van Horn
Career Record.....1,383-664 (35th season)
Record at Arkansas.....798-424 (21st season)

ON THE BUMP

Grambling LHP Jacorey Boudreaux (0-0, 9.00 ERA)

vs.

Arkansas RHP Ben Bybee (0-0, 0.00 ERA)

LEADING OFF

BACK AT BAUM-WALKER

- For the first time since 2003, the Razorbacks will play a midweek home opener at Baum-Walker Stadium.
- No. 9 Arkansas kicks off an almost unprecedented 18-game homestand against Grambling on Tuesday, Feb. 21.
- First pitch is 3 p.m. on SEC Network+ with Brett Dolan (play-by-play) and Troy Eklund (analyst) on the call.

ROAD WARRIORS

- It has been 282 days since Arkansas' last home game. The last time the Hogs played inside the friendly confines of Baum-Walker Stadium was in a 5-0 loss in seven innings to SEC East foe Vanderbilt on May 15, 2022.
- The Razorbacks have played 19 consecutive games away from home since then, traveling to five different states in that span – Alabama, Oklahoma, North Carolina, Nebraska and Texas.

HOME SWEET HOME

- Tuesday's home opener marks the start of an 18-game homestand, the Hogs' longest since 1982.
- That season, Arkansas played 22 straight games at George Cole Field to begin the year and finished the campaign with a 40-15-2 overall record.

SUSTAINED SUCCESS

- Arkansas enters the 2023 campaign on the heels of the program's 11th trip to the College World Series and its third in the last four postseasons.
- The Razorbacks posted a 46-21 overall record in 2022, cementing themselves as the only team in the country with at least 45 wins in each of the last five full seasons (excludes 2020 campaign).
- Under head coach Dave Van Horn, who enters his 21st season at the helm, Arkansas has seven 45-win seasons.

SOOIEVILLE SLUGGERS

- Arkansas belted 100-plus home runs in both 2021 and 2022, marking the first back-to-back 100-homer seasons in program history.
- The Hogs blasted a nation-leading 109 home runs in 63 games in 2021 to set a single-season program record.
- Arkansas totaled 106 homers in 2022, second most in school history.

STRIKE 'EM OUT

- On the mound, the Razorback pitching staff continues to strike out opposing hitters at a historic clip.
- Last season, Arkansas racked up 674 strikeouts to set a new single-season school record for the second consecutive year.



Sophomore infielder **Peyton Stovall** became the first player with five hits in a College World Series game since UNC's Dustin Ackley did so in 2009.

NEW GUYS BY THE NUMBERS

- The Razorbacks' 39-man roster features 26 newcomers, including 15 new position players and 11 new pitchers.
- Offensively, Arkansas must replace 73.6 percent of its home run production and 72.9 percent of its RBI production from 2022.
- Returning position players INF Brady Slavens (16 HR, 58 RBI), INF Peyton Stovall (6 HR, 31 RBI), OF Jace Bohrofen (3 HR, 17 RBI) and INF/OF Kendall Diggs (3 HR, 14 RBI) combined for 28 of the Hogs' 106 total home runs (26.4 percent) and 120 of the Razorbacks' 443 total runs batted in (27.1 percent) one year ago.
- On the mound, Arkansas must replace ace RHP Connor Noland, who was selected by the Chicago Cubs in the ninth round of the 2022 MLB Draft. The right-hander went 8-6 with a 3.65 ERA with 113 strikeouts in 116.0 innings last season for the Razorbacks.
- The Hogs, however, bring back a pair of Freshman All-Americans in LHP Hagen Smith and RHP Brady Tygart as well as a pair of veterans in RHP Will McEntire and LHP Zack Morris.

JACE THE ACE

- OF Jace Bohrofen is one of the Hogs' three team captains in 2023.
- The Oklahoma City, Okla., native battled injuries and played in just 32 games with 24 starts (18 in left, five in right, one as designated hitter) last season, slashing .228/.333/.435 with three homers and 17 runs batted in on the year.
- Bohrofen racked up 21 hits, including eight doubles and one triple, during the season. Despite his injury-plagued year, he totaled five multiple hit games, including one three-hit game, and recorded five multi-RBI games, including one five-RBI performance.
- Bohrofen came to Arkansas from Oklahoma, where he spent his true freshman season in 2021. That season, he played in 35 games with 29 starts and slashed .252/.347/.408 with two home runs, 18 RBI and a team-leading three triples.
- Bohrofen, a highly regarded prospect in high school, was ranked by Perfect Game as the No. 33 overall prospect and the No. 10 outfielder in the class of 2020. He was the No. 3 overall prospect and the No. 1 outfielder in the state of Oklahoma by Perfect Game.
- His high school accolades include All-America honors from Under Armour and ABCA Rawlings in 2018 and 2019, when he was named the Perfect Game Player of the Year in Oklahoma.

THE STOVE IS HOT

- INF Peyton Stovall, one of the Hogs' three team captains, is primed for a breakout year after his stellar freshman campaign in 2022.
- Stovall slashed .295/.373/.425 with six homers and 31 runs batted in on the year, racking up 59 hits with eight doubles.
- The Haughton, La., native recorded 18 multi-hit games, including five three-hit games and one five-hit effort, finishing the season ranked fourth on the Razorbacks in batting average (.295).
- Stovall had 10 multiple RBI games, including two three-RBI performances and one four-RBI effort.
- In last season's NCAA Tournament, Stovall slashed a team-leading .429/.451/.571 with two homers and 13 RBI over 11 games. He was tied for the team lead in hits (21) during the postseason and was named to the NCAA Stillwater Regional All-Tournament Team.
- He was at his best when the lights were brightest, recording a season-high five hits, including a double, against Auburn in the College World Series. Stovall became the first player with five hits in a College World Series game since UNC's Dustin Ackley in 2009.
- Stovall enters the 2023 campaign as both a preseason All-American and a preseason All-SEC honoree

BRADY BOMB

- INF Brady Slavens' decision to return for his senior season gives the Arkansas offense another powerful weapon in the heart of its order.
- Entering the 2023 season, Slavens ranks first among all active SEC hitters in career RBI (144) and second in home runs (31).
- In 2022, the Olathe, Kan., native played in 63 games with 62 starts (37 as designated hitter, 13 in right, 12 at first) and slashed .255/.332/.523 with a team-leading 16 homers and 58 runs batted in.
- Slavens, who finished the year tied for the team lead in home runs (16), had three games with multiple homers.
- He tallied 61 hits, including 10 doubles and a team-best three triples, and totaled 125 bases, third most among Razorback hitters.
- Slavens, who began his collegiate career at Wichita State (2019) was a prolific power-hitter long before he joined the Hogs. He spent the 2020 campaign at Johnson County CC, slashing .507/.543/1.240 with 14 home runs and 47 RBI before the season was cut short due to the COVID-19 pandemic.
- Slavens was named the 2020 JUCO Baseball Blog National Player of the Year after leading the NJCAA in both home runs and RBI.



Senior infielder **Brady Slavens** ranks first among all active SEC hitters in career RBI (144) and second in home runs (31).



Sophomore pitcher **Hagen Smith**, who was named a Freshman All-American last year, is expected to step up as the Razorbacks' ace during the 2023 season.

H. SMITH

- LHP Hagen Smith will be called upon to step up as the Arkansas ace.
- The Bullard, Texas, native emerged as the Razorbacks' No. 2 starter as a true freshman last season, going 7-2 with a 4.66 ERA and two saves in 77.1 innings over 20 appearances (15 starts) on the mound.
- The left-hander struck out 90 batters on the year, helping Arkansas set a new school record with 674 strikeouts in 2022.
- Smith, who limited opposing hitters to a .232 batting average, had six quality starts, second most among all Razorback starters.
- Down the stretch, Smith pitched out of the Razorback bullpen and was even more dominant. He went 1-0 with a 3.38 ERA and two saves in 10.2 innings of work in the NCAA Tournament, striking out 16 and limiting opposing hitters to a .184 batting average.
- At the year's end, Smith was named a Freshman All-American by both Collegiate Baseball Newspaper and Perfect Game. He also landed on the Freshman All-SEC Team.
- Smith arrived at Arkansas in 2022 as a heralded freshman hurler. The left-hander posted jaw-dropping numbers as a senior at Bullard High School in Bullard, Texas, going 11-0 with a 0.19 ERA and 168 strikeouts in 73.0 innings during his senior year.
- Smith, who walked 26 while allowing only seven hits and two runs all season, tied a Texas high school record with seven no-hitters.

WILL THE THRILL

- RHP Will McEntire began the 2022 season as an afterthought, but emerged as an important piece of the pitching staff late in the year.
- The Bryant, Ark., native will begin the 2023 campaign as the Razorbacks' No. 2 starter.
- The right-hander made 12 appearances, including eight starts, on the mound in 2022, posting a 2-2 record with a 2.59 ERA and one save in 48.2 innings. He limited opposing hitters to a .198 batting average.
- McEntire struck out 49 batters, helping the Razorback pitching staff set a new school record with 674 strikeouts in 2022.
- In SEC play, McEntire made three appearances (one start) and posted a 3.48 ERA in 10.1 innings with 11 strikeouts.
- He turned in two quality starts on the year, delivering his most dominant outing of the season in the College World Series.
- McEntire worked a season-long seven innings with a season-high nine strikeouts, allowing one run on three hits vs. No. 25 Auburn.

TOUGHEN UP

- On paper, Arkansas touts the SEC's toughest regular-season slate.
- The Hogs' regular-season schedule features 15 teams that participated in the 2022 NCAA Baseball Tournament.
- The next-closest SEC teams are Missouri and Vanderbilt, who will each play 11 opponents that advanced to the postseason in 2022.

Rank	Team	Opponents
1.	Arkansas	15
2.	Missouri	11
	Vanderbilt	11
4.	Alabama	10
	Florida	10
	Georgia	10
	Mississippi State	10
	Ole Miss	10
	Texas A&M	10
10.	LSU	9
	Tennessee	9
12.	Auburn	8
	Kentucky	8
	South Carolina	8

J.B. & JOHNELLE HUNT FAMILY BASEBALL DEVELOPMENT CENTER

- The J.B. & Johnelle Hunt Family Baseball Development Center is a 49,000-square foot baseball performance facility, providing student-athletes with an expanded locker room, team meeting room, strength & conditioning center, training room, nutrition center, pitching development center and an in-venue batting tunnel.
- The one-of-a-kind facility sits in the right-field corner of Baum-Walker Stadium, connecting with the west concourse and providing new premium seating areas for games. It also includes a tunnel to connect the facility to the first-base dugout.
- The Norm DeBriyn Champions Lobby features historical displays and interactive content showcasing the history of Razorback baseball.
- The \$27 million facility was funded entirely by athletic revenues, gifts and bond proceeds from a bond issue. No university funds, state funds or student fees were required to complete the project.
- The facility was approved for construction in June 2019 by the University of Arkansas Board of Trustees.



The \$27 million, 49,000-square foot **J.B. & Johnelle Hunt Family Baseball Development Center** is the only one of its kind in all of college baseball.

SERIES HISTORY

INSIDE THE SERIES (SINCE 2010): GRAMBLING

Overall Series Record: 9-0
Record in Fayetteville, Ark.: 8-0
Record in Little Rock, Ark.: 1-0

IN THE DVH ERA (2003-PRESENT): GRAMBLING

Overall Series Record: 9-0
Record in Fayetteville, Ark.: 8-0
Record in Little Rock, Ark.: 1-0

In the DVH era

DATE	SITE	W/L	SCORE
6/4/10	Fayetteville, Ark.+	W	19-7
3/18/14	Fayetteville, Ark.	W	4-3
3/19/14	Fayetteville, Ark.	W	8-0
3/15/16	Fayetteville, Ark.	W	14-4
3/16/16	Fayetteville, Ark.	W	3-2
4/10/18	North Little Rock, Ark.	W	7-6
4/30/19	Fayetteville, Ark.	W	17-3
3/15/22	Fayetteville, Ark.	W	14-1 (8)
3/16/22	Fayetteville, Ark.	W	13-3 (8)

BOX SCORE FROM PREVIOUS MEETING



2022 Arkansas Baseball Grambling at #3 Arkansas Mar 16, 2022 at Fayetteville, Ark. (Baum-Walker Stadium)



Grambling 3 (5-12)

Arkansas 13 (13-3)

Player	ab	r	h	rbi	bb	so	po	a	lob	avg	Player	ab	r	h	rbi	bb	so	po	a	lob	avg
Terry Burrell III cf	4	0	1	0	0	0	0	0	.333		Cayden Wallace 3b	2	3	1	1	3	1	0	1	0	.339
Jarficur Parker 2b	4	1	2	1	0	0	3	3	0	.361	Peyton Stovall 2b	5	1	3	0	1	1	2	2	2	.361
Cameron Bufford ss	4	0	1	0	0	1	2	2	0	.292	Michael Turner 1b	4	1	0	0	1	1	7	0	0	.339
Shemar Page dh	4	1	3	1	0	1	0	0	1	.436	Kendall Diggs 1b	1	0	0	0	0	1	1	0	0	.133
John Garcia c	2	0	0	0	2	0	11	0	2	.360	Chris Lanzilli dh	6	1	3	3	0	2	0	0	2	.387
Trevor Hatton rf	4	1	3	0	0	0	3	1	2	.357	Robert Moore ss	2	3	0	0	3	2	1	3	1	.259
Keylon Mack 1b	3	0	1	1	0	1	2	0	.281	Brady Slavens rf	5	1	2	3	0	0	1	0	3	.254	
Aries Gardner 1b	0	0	0	0	1	0	1	0	.226	Braydon Webb cf	4	1	2	1	2	0	3	0	0	.156	
David Valoy Jr. 3b	0	0	0	0	0	0	0	0	.143	Dylan Leach c	5	1	1	1	0	1	9	2	4	.091	
Daylon Ardoin ph	4	0	0	0	0	4	0	0	.071	Drake Varnado lf	4	1	2	1	1	0	0	0	2	.400	
LaMarcus Jones lf	4	0	0	0	0	1	0	0	.229	Austin Ledbetter p	0	0	0	0	0	0	0	0	1	0	
Jacorey Boudreaux p	0	0	0	0	0	0	0	0	-	Zack Morris p	0	0	0	0	0	0	0	0	0	-	
Corben Peters p	0	0	0	0	0	0	1	0	0	-	Heston Tole p	0	0	0	0	0	0	0	0	0	-
Keith Carpenter p	0	0	0	0	0	0	0	0	0	-	Nick Griffin p	0	0	0	0	0	0	0	1	0	-
Heath Backhus p	0	0	0	0	0	0	1	0	0	-	Totals	38	13	14	10	11	10	24	10	16	
S. Hungria, III p	0	0	0	0	0	0	0	0	0	-											
Connor Rudy p	0	0	0	0	0	0	0	0	0	-											
Garrett Riley p	0	0	0	0	0	0	0	0	0	-											
Brett Washington p	0	0	0	0	0	0	0	0	0	-											
Totals	33	3	11	3	3	8	23	8	9												

Player	ab	r	h	rbi	bb	so	po	a	lob	avg
Cayden Wallace 3b	2	3	1	1	3	1	0	1	0	.339
Peyton Stovall 2b	5	1	3	0	1	1	2	2	2	.361
Michael Turner 1b	4	1	0	0	1	1	7	0	0	.339
Kendall Diggs 1b	1	0	0	0	0	1	1	0	0	.133
Chris Lanzilli dh	6	1	3	3	0	2	0	0	2	.387
Robert Moore ss	2	3	0	0	3	2	1	3	1	.259
Brady Slavens rf	5	1	2	3	0	0	1	0	3	.254
Braydon Webb cf	4	1	2	1	2	0	3	0	0	.156
Dylan Leach c	5	1	1	1	0	1	9	2	4	.091
Drake Varnado lf	4	1	2	1	1	1	0	0	2	.400
Austin Ledbetter p	0	0	0	0	0	0	0	0	1	-
Zack Morris p	0	0	0	0	0	0	0	0	0	-
Heston Tole p	0	0	0	0	0	0	0	0	0	-
Nick Griffin p	0	0	0	0	0	0	0	0	1	-
Totals	38	13	14	10	11	10	24	10	16	

Score by Innings	1	2	3	4	5	6	7	8	R	H	E
Grambling	0	2	1	0	0	0	0	0	3	11	4
Arkansas	3	1	2	0	3	2	1	1	13	14	1

Note: 2 outs, 2 runners LOB when the game ended.

E - C. Bufford 2(10); J. Garcia(6); D. Ardoin(3); Morris(1). DP - Arkansas 2. LOB - Grambling 9; Arkansas 16.
2B - K. Mack(2); Slavens(3); Leach(1); Varnado(1). HR - J. Parker(1); S. Page(1). HBP - Moore; Slavens. SF - Wallace(4). SB - T. Hatton(4); Wallace(5); Leach(2); Varnado(1). CS - Burrell III(3).

Grambling	ip	h	r	er	bb	so	ab	bf	np	era
Jacorey Boudreaux	1.0	2	3	2	2	6	8	33	6.64	
Corben Peters	1.0	6	3	3	1	2	9	10	34	11.57
Keith Carpenter	1.0	1	0	0	1	1	3	4	18	0.00
Heath Backhus	1.2	0	1	1	3	2	5	8	36	7.11
S. Hungria, III	0.1	3	2	2	1	0	4	5	15	7.27
Connor Rudy	1.0	2	2	1	1	2	5	6	30	7.58
Garrett Riley	1.0	0	1	1	2	0	2	6	32	7.36
Brett Washington	0.2	0	1	0	0	1	4	5	14	0.00

Arkansas	ip	h	r	er	bb	so	ab	bf	np	era	
Austin Ledbetter	2.1	5	3	3	0	1	12	12	43	6.10	
Zack Morris	2.2	2	0	0	0	1	2	10	11	36	0.00
Heston Tole	2.0	3	0	0	0	4	8	8	34	2.61	
Nick Griffin	1.0	1	0	0	2	1	3	5	21	2.45	

Arkansas	ip	h	r	er	bb	so	ab	bf	np	era
Austin Ledbetter	2.1	5	3	3	0	1	12	12	43	6.10
Zack Morris	2.2	2	0	0	1	2	10	11	36	0.00
Heston Tole	2.0	3	0	0	0	4	8	8	34	2.61
Nick Griffin	1.0	1	0	0	2	1	3	5	21	2.45

Win - Morris (1-0). Loss - J. Boudreaux (0-2). Save - None.
WP - C. Peters(3); Ledbetter(1); Tole(2). HBP - by G. Riley (Slavens); by Washington (Moore). PB - J. Garcia 3(10).
Inherited runners/scored: K. Carpenter 1/0; Hungria, III 1/1; Morris 1/0. Pitches/strikes: J. Boudreaux 33/14; C. Peters 34/20; K. Carpenter 18/9; H. Backhus 36/15; Hungria, III 15/8; C. Rudy 30/18; G. Riley 32/16; Washington 14/10; Ledbetter 43/29; Morris 36/23; Tole 34/27; Griffin 21/12.

Umpires - HP: Brandon Misun 1B: Carlos Martinez 2B: Marvin King 3B: Alex Ransom
Start: 4:02 pm Time: 3:28 Attendance: 9496
Weather: 72 and sunny

HONORED HOGS

Hagen Smith

Perfect Game Preseason All-America (Third Team, SP)

Peyton Stovall

Baseball America Preseason All-America (Second Team, 2B)

Preseason Coaches All-SEC Team (First Team, 2B)

Brady Tygart

D1Baseball Preseason All-American (Second Team, RP)

Preseason Coaches All-SEC Team (First Team, RP)

NCBWA Stopper of the Year Preseason Watch List

Jared Wegner

NCBWA Preseason All-American (Second Team, OF)

SEC Player of the Week (Feb. 20)



Infielder **Peyton Stovall**, one of the Razorbacks' three team captains, enters the 2023 season as a preseason All-American as well as a preseason All-SEC honoree after slashing .295/.373/.425 with six homers and 31 runs batted in over 52 games as a true freshman in 2022.

WEEK 2

SOUTHEASTERN CONFERENCE

AS OF FEB. 21

EASTERN DIVISION

	SEC	Pct.	GB	All	Pct.	Home	Away	Neutral	Div.	Top 25	Top 10	L10	Streak
Florida	0-0	-	-	3-0	1.000	3-0	0-0	0-0	0-0	0-0	0-0	3-0	W3
South Carolina	0-0	-	-	3-0	1.000	3-0	0-0	0-0	0-0	0-0	0-0	3-0	W3
Georgia	0-0	-	-	2-1	.667	2-1	0-0	0-0	0-0	0-0	0-0	2-1	W2
Kentucky	0-0	-	-	2-1	.667	0-0	2-1	0-0	0-0	0-0	0-0	2-1	W2
Missouri	0-0	-	-	2-1	.667	0-0	0-0	2-1	0-0	2-1	0-1	2-1	W2
Vanderbilt	0-0	-	-	2-1	.667	0-0	0-0	2-1	0-0	2-1	1-0	2-1	W2
Tennessee	0-0	-	-	1-2	.333	0-0	0-1	1-1	0-0	0-0	0-0	1-2	W1

WESTERN DIVISION

	SEC	Pct.	GB	All	Pct.	Home	Away	Neutral	Div.	Top 25	Top 10	L10	Streak
Alabama	0-0	-	-	3-0	1.000	3-0	0-0	0-0	0-0	0-0	0-0	3-0	W3
LSU	0-0	-	-	3-0	1.000	3-0	0-0	0-0	0-0	0-0	0-0	3-0	W3
Ole Miss	0-0	-	-	3-0	1.000	3-0	0-0	0-0	0-0	0-0	0-0	3-0	W3
Texas A&M	0-0	-	-	3-0	1.000	3-0	0-0	0-0	0-0	0-0	0-0	3-0	W3
Arkansas	0-0	-	-	2-1	.667	0-0	0-0	2-1	0-0	2-1	1-0	2-1	W1
Auburn	0-0	-	-	2-1	.667	2-1	0-0	0-0	0-0	0-0	0-0	2-1	L1
Mississippi State	0-0	-	-	2-1	.667	2-1	0-0	0-0	0-0	0-0	0-0	2-1	W1

SCHEDULE (ALL TIMES EASTERN)

Tuesday, Feb. 21

Southern at #1 LSU - 3 p.m. [SECN+]

Tennessee Tech at #20 Alabama - 4 p.m. [SECN+]

Grambling at #3 Arkansas - 4 p.m. [SECN+]

Evansville at Kentucky - 4 p.m. [SECN+]

Winthrop at #23 South Carolina - 4 p.m. [SECN+]

Alabama A&M at #2 Tennessee - 4:30 p.m. [SECN+]

Arkansas State at #4 Ole Miss - 5 p.m. [SECN+]

ULM at #24 Mississippi State - 5 p.m. [SECN+]

Central Arkansas at #5 Vanderbilt - 5:30 p.m. [SECN+]

#2 Florida at South Florida - 6 p.m. [ESPN+]

Lamar at #4 Texas A&M - 6 p.m. [SECN+]

#17 Auburn vs. North Alabama (Huntsville, Ala.) - 7 p.m. [YouTube]

Wednesday, Feb. 22

UT Martin at #20 Alabama - 4 p.m. [SECN+]

ULM at #24 Mississippi State - 4 p.m. [SECN+]

Queens at #23 South Carolina - 4 p.m. [SECN+]

Alabama A&M at #2 Tennessee - 4:30 p.m. [SECN+]

UAB at #5 Vanderbilt - 5:30 p.m. [SECN+]

South Florida at #2 Florida - 6 p.m. [SECN+]

Thursday, Feb. 23

Missouri at Florida International - 6:30 p.m.

Friday, Feb. 24

Eastern Illinois at #3 Arkansas - 3 p.m. [SECN+]

#1 LSU vs. Kansas State - 3 p.m. [D1Baseball] !

Wright State at Kentucky - 4 p.m. [SECN+]

Penn at #23 South Carolina - 4 p.m. [SECN+]

#20 Alabama at Pepperdine - 4:30 p.m.

Dayton at #2 Tennessee - 4:30 p.m. [SECN+]

Princeton at Georgia - 5 p.m. [SECN+]

#13 Maryland at #4 Ole Miss - 5 p.m. [SECN+]

Arizona State at #24 Mississippi State - 5 p.m. [SECN+]

UCLA at #5 Vanderbilt - 5:30 p.m. [SECN+]

Cincinnati at #2 Florida - 6:30 p.m. [SECN+]

Missouri at Florida International - 6:30 p.m.

Portland at #4 Texas A&M - 7 p.m. [SECN+]

#17 Auburn at USC - 9:30 p.m.

! - Round Rock Classic - Round Rock, Texas

Rankings reflect highest among major polls



WEEK 2

SOUTHEASTERN CONFERENCE

AS OF FEB. 20

ACTIVE CAREER LEADERS

Games Played

1.	Kason Howell, Auburn	194
	Will McGillis*, South Carolina	194
3.	Ryder Giles*, Kentucky	186
4.	Drew Williamson, Alabama	179
5.	Kevin Madden*, South Carolina	174
6.	Brady Slavens*, Arkansas	169
7.	Connor Tate, Georgia	166
8.	Hunter Gilliam*, Kentucky	165
9.	Luke Hancock, Mississippi State	161
10.	Justin Kirby*, Auburn	158

Hits

1.	Kason Howell, Auburn	194
2.	Kevin Madden*, South Carolina	191
3.	Drew Williamson, Alabama	180
4.	Dylan Crews, LSU	179
5.	Connor Tate, Georgia	175
6.	Tre' Morgan, LSU	171
7.	Justin Kirby*, Auburn	163
	Jacob Gonzalez, Ole Miss	163
9.	Brady Slavens*, Arkansas	159
10.	Hunter Gilliam*, Kentucky	157
	Will McGillis*, South Carolina	157

Doubles

1.	Kason Howell, Auburn	49
2.	Justin Kirby*, Auburn	42
3.	Drew Williamson, Alabama	35
	Anthony Calarco*, Ole Miss	35
	Will McGillis*, South Carolina	35
	Caleb Denny*, South Carolina	35
7.	Tre' Morgan, LSU	34
8.	Connor Tate, Georgia	33
9.	Griffin Merritt*, Tennessee	30
10.	Peyton Chatagnier, Ole Miss	29
	Braylen Wimmer, South Carolina	29
	Brady Slavens*, Arkansas	29

Triples

1.	Enrique Bradfield Jr., Vanderbilt	9
	Hunter Gilliam*, Kentucky	9
3.	Ben Anderson, Georgia	8
4.	Maui Ahuna*, Tennessee	7
	Jim Jarvis, Alabama	7
6.	Brady Slavens*, Arkansas	6
7.	Dylan Crews, LSU	6
	Tavian Josenberger*, Arkansas	6
9.	Tre' Morgan, LSU	5
	Will McGillis*, South Carolina	5
11.	Justin Kirby*, Auburn	4
	Jacob Gonzalez, Ole Miss	4
	Jackson Gray*, Kentucky	4
	Grant Smith*, Kentucky	4
	Wyatt Langford, Florida	4
	Jared Wegner*, Arkansas	4

Home Runs

1.	Dylan Crews, LSU	41
2.	Will McGillis*, South Carolina	33
3.	Brady Slavens*, Arkansas	31
	Jacob Gonzalez, Ole Miss	31
	Justin Kirby*, Auburn	31
6.	Griffin Merritt*, Tennessee	29
	Luke Mann, Missouri	29
	Gavin Dugas, LSU	29
9.	Connor Tate, Georgia	27
	Tommy White*, LSU	27

Runs Batted In

1.	Brady Slavens*, Arkansas	146
2.	Will McGillis*, South Carolina	118
3.	Connor Tate, Georgia	116
	Dylan Crews, LSU	116
5.	Jacob Gonzalez, Ole Miss	115
6.	Luke Hancock, Mississippi State	113
7.	Peyton Chatagnier, Ole Miss	106
8.	Justin Kirby*, Auburn	105
9.	Hunter Gilliam*, Kentucky	104
	Gavin Dugas, LSU	104

Stolen Bases

1.	Enrique Bradfield Jr., Vanderbilt	94
2.	Kason Howell, Auburn	33
	Justin Kirby*, Auburn	33
4.	Isaiah Byars*, Kentucky	23
5.	Tavian Josenberger*, Arkansas	22
6.	Braylen Wimmer, South Carolina	21
	Jared Wegner*, Arkansas	21
8.	Ryan Waldschmidt*, Kentucky	19
9.	Jackson Gray*, Kentucky	18
10.	Dylan Crews, LSU	17
11.	Jim Jarvis, Alabama	16
12.	Tre' Morgan, LSU	15
	John Bolton*, Arkansas	15

Saves

1.	Paul Skenes*, LSU	11
	Zach Franklin*, Missouri	11
3.	Thomas Schultz, Vanderbilt	9
	Brady Tygart, Arkansas	9
5.	Ryan Slater, Florida	6
	Ryder Giles*, Kentucky	6
7.	Darren Williams*, Kentucky	5
	Will Johnston, Texas A&M	5

* - Indicates stats from a previous non-SEC school are included

Baseball America

Feb. 20

1. LSU
2. Florida
3. Stanford
4. Louisville
5. Vanderbilt
6. Tennessee
7. Texas A&M
8. Wake Forest
9. Ole Miss
10. TCU
11. **Arkansas**
12. Miami
13. UCLA
14. Virginia Tech
15. Maryland
16. North Carolina
17. Virginia
18. Southern Miss
19. Oregon State
20. Oregon
21. Oklahoma State
22. Texas Tech
23. Auburn
24. East Carolina
25. NC State

D1Baseball

Feb. 20

1. LSU
2. Stanford
3. Tennessee
4. Ole Miss
5. Texas A&M
6. Wake Forest
7. Florida
8. TCU
9. **Arkansas**
10. Vanderbilt
11. East Carolina
12. North Carolina
13. Maryland
14. Virginia Tech
15. Oklahoma State
16. Louisville
17. UCLA
18. Southern Miss
19. Virginia
20. Alabama
21. NC State
22. Miami
23. South Carolina
24. Texas Tech
25. Oregon

Perfect Game

Feb. 20

1. LSU
2. Stanford
3. **Arkansas**
4. Wake Forest
5. Tennessee
6. Ole Miss
7. Louisville
8. Florida
9. TCU
10. Texas A&M
11. UCLA
12. Vanderbilt
13. Miami
14. North Carolina
15. Virginia Tech
16. Texas Tech
17. Auburn
18. Virginia
19. Oregon
20. Southern Miss
21. NC State
22. Maryland
23. Oregon State
24. Texas State
25. Oklahoma State

USA Today Coaches

Preseason

1. LSU
2. Tennessee
3. Stanford
4. Texas A&M
5. Florida
6. **Arkansas**
7. Ole Miss
8. Oklahoma State
9. Vanderbilt
10. Wake Forest
11. Louisville
12. North Carolina
13. East Carolina
14. Maryland
15. UCLA
16. Virginia Tech
17. TCU
18. Miami
19. Southern Miss
20. Virginia
21. Texas Tech
22. NC State
23. Oregon State
24. Texas
25. Oregon

Collegiate Baseball

Feb. 20

1. LSU
2. Florida
3. Stanford
4. Texas A&M
5. Louisville
6. Wake Forest
7. **Arkansas**
8. Miami
9. Vanderbilt
10. UCLA
11. Tennessee
12. TCU
13. North Carolina
14. UC Santa Barbara
15. Virginia
16. Oklahoma State
17. Texas Tech
18. Southern Miss
19. Oregon
20. East Carolina
21. Ole Miss
22. Georgia Tech
23. Maryland
24. Mississippi State
25. Florida State
26. Arizona
27. Central Michigan
28. Oregon State
29. Virginia Tech
30. NC State

NCBWA

Feb. 20

1. LSU
2. Stanford
3. Florida
4. Texas A&M
5. Ole Miss
6. Wake Forest
7. **Arkansas**
8. TCU
9. Vanderbilt
10. Louisville
11. Tennessee
12. East Carolina
13. UCLA
14. North Carolina
15. Southern Miss
16. Maryland
17. Virginia
18. Virginia Tech
19. Oklahoma State
20. Texas Tech
21. Alabama
22. NC State
23. Miami
24. Oregon
25. South Carolina
26. Oregon State
27. Arizona
28. Auburn
29. Grand Canyon
30. Florida State

ARKANSAS IN THE POLLS

	BA	D1Baseball	PG	USA Today	CB	NCBWA
Preseason	11	8	4	6	7	6
Feb. 20	11	9	3	6	7	7
Feb. 27	--	--	--	--	--	--
March 6	--	--	--	--	--	--
March 13	--	--	--	--	--	--
March 20	--	--	--	--	--	--
March 27	--	--	--	--	--	--
April 3	--	--	--	--	--	--
April 10	--	--	--	--	--	--
April 17	--	--	--	--	--	--
April 24	--	--	--	--	--	--
May 1	--	--	--	--	--	--
May 8	--	--	--	--	--	--
May 15	--	--	--	--	--	--
May 22	--	--	--	--	--	--
May 29	--	--	--	--	--	--
Final	--	--	--	--	--	--

D1 - D1Baseball.com

BA - Baseball America

USA TODAY - USA Today Coaches Poll

PG - Perfect Game

CB - Collegiate Baseball Newspaper

NCBWA - National Collegiate Baseball Writers Association



PERSONAL

Born: Sept. 17, 1960
 Hometown: Kansas City, Mo.
 Alma Mater: Arkansas (1988)
 Masters of Science: East Texas State University (1992)
 Wife: Karen
 Children: Hollan, Mariel
 Named Head Coach at Arkansas: June 21, 2002

PLAYING HISTORY

1982-84 Atlanta Braves Organization
 1982 MLB Draft: 10th Round (Atlanta Braves)
 1982 Arkansas
 1981 MLB Draft: 10th Round (Chicago White Sox)
 1980-81 McLennan Community College

COACHING HONORS

2021 SEC Coach of the Year
 2004 SEC Coach of the Year
 2001 Baseball America National Coach of the Year
 2001 BIG 12 Coach of the Year
 2001 ABCA Midwest Region Coach of the Year
 2000 ABCA Midwest Region Coach of the Year
 1997 Southland Coach of the Year
 1995 Southland Coach of the Year
 1994 NCAA Division II Coach of the Year
 1994 ABCA Central Region Coach of the Year

HALL OF FAME

2019 Arkansas Sports Hall of Fame
 2013 Winnetonka High School Hall of Fame
 2012 Ban Johnson League Hall of Fame
 2001 Central Missouri State Hall of Fame

Dave Van Horn, the two-time SEC Coach of the Year, enters his 21st season at the helm of the Arkansas baseball program in 2023.

Over his 20 seasons as Head Hog, Van Horn has elevated Arkansas into one of the nation's premier teams. Van Horn has led the Razorbacks to seven College World Series appearances, 18 NCAA Tournament berths, two SEC overall titles, six SEC Western Division championships, one SEC Tournament title and a total of 798 wins.

Ever since returning to his alma mater in 2003 to take over for retiring legendary Arkansas head baseball coach Norm DeBriyn, Van Horn has continued to successfully field nationally competitive teams, while also grooming two Golden Spikes Award and Dick Howser Trophy winners in Andrew Benintendi and Kevin Kopps as well as numerous All-Americans, all-conference performers and future professional baseball players. Under his guidance, 36 Razorbacks have been named All-Americans, 43 as All-SEC players, and 129 have been picked in the MLB Draft.

Van Horn is the second-winningest coach in Arkansas history with 798 wins, including 313 career SEC victories. He is one of only five head coaches in college baseball history, along with Ron Polk (453), Mike Bianco (342), Skip Bertman (328) and Tim Corbin (320), with 300 or more SEC wins in their career.

Including his years at Nebraska, Northwestern State and Central Missouri State, Van Horn has racked up 1,169 wins at four-year institutions, sixth most among all active head coaches. He is one of seven active head coaches with 1,100 or more wins at four-year schools.

DVH AGAINST 2023 OPPONENTS				
	W-L	Home	Away	Neutral
Alabama	35-28	19-8	14-16	2-4
Arkansas State	3-0	3-0	0-0	0-0
Army	0-0	0-0	0-0	0-0
Auburn	36-23	17-10	17-13	2-0
Eastern Illinois	19-1	19-1	0-0	0-0
Georgia	24-18	14-7	9-8	1-3
Grambling	9-0	9-0	0-0	0-0
Illinois State	4-3	4-3	0-0	0-0
Lipscomb	0-0	0-0	0-0	0-0
Little Rock	3-1	3-1	0-0	0-0
LSU	25-42	14-17	10-17	1-8
Louisiana Tech	19-6	8-2	7-4	4-0
Mississippi State	33-28	18-12	13-14	2-2
Missouri State	19-10	11-8	8-2	0-0
Oklahoma State	8-6	2-3	4-2	2-1
Ole Miss	32-42	14-19	11-16	7-7
Omaha	1-0	1-0	0-0	0-0
South Carolina	28-21	12-9	12-9	4-3
SEMO	6-2	6-2	0-0	0-0
TCU	4-1	2-0	0-0	2-1
Tennessee	29-16	14-7	12-8	3-1
Texas A&M	18-14	10-5	7-9	1-0
Texas	8-5	2-0	2-3	4-2
UCA	3-0	2-0	0-0	1-0
UNLV	1-1	1-1	0-0	0-0
Vanderbilt	20-22	12-8	7-10	1-4

VAN HORN'S CAREER NUMBERS

Year	School	Record	Pct.	Conf.	Place	Conf. Tourn.	NCAA
1989	Texarkana CC	39-18	.684	NA	NA	NA	--
1990	Texarkana CC	44-14	.759	NA	NA	NA	--
1991	Texarkana CC	45-12	.789	NA	NA	NA	--
1992	Texarkana CC	48-10	.827	NA	1st	NA	--
1993	Texarkana CC	38-18	.678	NA	NA	NA	--
	Totals	214-72	.748	--	--	--	--
1994	Central Missouri State	51-11	.823	15-1	1st (Div.)	1st (4-1)	NCAA DII Champs
	Totals	51-11	.823	15-1	--	1 (4-1)	--
1995	Northwestern State	37-15	.711	19-5	1st	DNP (0-2)	--
1996	Northwestern State	34-27	.557	14-16	2nd (Div.)	2nd (3-2)	--
1997	Northwestern State	35-23	.603	19-9	1st	DNP (0-2)	--
	Totals	106-65	.620	52-30	--	3 (3-6)	--
1998	Nebraska	24-20	.545	10-13	7th	DNQ	DNQ
1999	Nebraska	42-18	.700	16-9	5th	1st (4-0)	NCAA (1-2)
2000	Nebraska	51-17	.750	21-9	2nd	1st (5-1)	NCAA (4-2)
2001	Nebraska	50-16	.758	20-8	1st	1st (4-0)	CWS (5-2)
2002	Nebraska	47-21	.691	16-11	2nd	2nd (3-1)	CWS (5-3)
	Totals	214-92	.699	67-39	--	4 (16-2)	4 (15-9)
2003	Arkansas	35-22	.612	14-16	6th West	T-7th (0-2)	NCAA (1-2)
2004	Arkansas	45-24	.652	19-11	T-1st Overall	4th (2-2)	CWS (6-3)
2005	Arkansas	39-22	.636	13-17	T-5th West	T-7th (0-2)	NCAA (2-2)
2006	Arkansas	39-21	.650	18-12	2nd West	T-7th (0-2)	NCAA (1-2)
2007	Arkansas	43-21	.672	18-12	1st West	2nd (3-1)	NCAA (2-2)
2008	Arkansas	34-24	.586	14-15	4th West	DNQ	NCAA (0-2)
2009	Arkansas	41-24	.631	14-15	4th West	4th (2-2)	CWS (7-2)
2010	Arkansas	43-21	.672	18-12	2nd West	T-7th (0-2)	NCAA (3-3)
2011	Arkansas	40-22	.645	15-15	1st West	T-3rd (2-2)	NCAA (2-2)
2012	Arkansas	46-22	.676	16-14	T-2nd West	T-9th (0-2)	CWS (7-3)
2013	Arkansas	39-22	.639	18-11	2nd West	T-3rd (2-1)	NCAA (2-2)
2014	Arkansas	40-25	.615	16-14	4th West	T-3rd (3-2)	NCAA (2-2)
2015	Arkansas	40-25	.615	17-12	3rd West	T-5th (2-2)	CWS (5-3)
2016	Arkansas	26-29	.473	7-23	7th West	DNQ	DNQ
2017	Arkansas	45-19	.703	18-11	2nd West	2nd (3-2)	NCAA (3-2)
2018	Arkansas	48-21	.696	18-12	T-1st West	T-3rd (2-1)	CWS Runner-Up (9-3)
2019	Arkansas	46-20	.697	20-10	T-1st West	T-5th (1-2)	CWS (5-3)
2020	Arkansas	11-5	.688	--	--	--	--
2021	Arkansas	50-13	.807	22-8	1st Overall	1st (4-0)	NCAA (4-3)
2022	Arkansas	46-21	.687	18-12	2nd West	T-7th (0-2)	CWS (8-3)
2023	Arkansas	2-1	.667	--	--	--	--
	Totals	798-424	.653	313-252	--	17 (26-29)	18 (69-43)
CAREER TOTALS		1,383-664	.676	447-322	--	49-38 (.563)	84-53 (.613)

A ||| THE ARKANSAS RAZORBACKS



HAROLD COLL
Jr. • 5-11 • 190 • R/R
INF • Boston, Mass.



ISAAC WEBB
Jr. • 5-11 • 165 • R/R
INF/OF • Collinsville, Okla.



KENDALL DIGGS
So. • 6-0 • 205 • L/R
INF/OF • Olathe, Kan.



CALEB CALI
R-Jr. • 6-3 • 220 • R/R
INF • Monteverde, Fla.



JACE BOHROFEN
Jr. • 6-2 • 205 • L/R
OF • Oklahoma City, Okla.



JOHN BOLTON
Grad. • 5-10 • 180 • R/R
INF • Memphis, Tenn.



PEYTON STOVALL
So. • 5-11 • 195 • L/R
INF • Houghton, La.



JARED WEGNER
Grad. • 6-0 • 220 • R/R
OF • Kearney, Neb.



TAVIAN JOZENBERGER
Jr. • 6-0 • 185 • S/R
OF • Kansas City, Mo.



JAYSON JONES
Fr. • 6-2 • 225 • R/R
INF • Savannah, Texas



BEN MCLAUGHLIN
Jr. • 6-3 • 200 • L/R
INF • Golden, Colo.




HUDSON POLK
Jr. • 6-1 • 205 • R/R
C • Coppell, Texas




BRADY SLAVENS
Sr. • 6-3 • 205 • L/R
INF • Olathe, Kan.



REESE ROBINETT
Fr. • 6-3 • 215 • L/R
INF • Kennett, Mo.



HUNTER GRIMES
R-Jr. • 6-1 • 185 • R/R
INF/OF • Kerrville, Texas



JAXON WIGGINS
Jr. • 6-6 • 225 • R/R
RHP • Roland, Okla.




PEYTON HOLT
Jr. • 5-10 • 205 • R/R
INF • Greenwood, Ark.



BRADY TYGART
So. • 6-2 • 205 • R/R
RHP • Hernando, Miss.




MASON NEVILLE
Fr. • 6-3 • 200 • L/L
OF • Las Vegas, Nev.




KOTY FRANK
Grad. • 6-2 • 220 • R/R
RHP • Tushka, Okla.



AUSTIN LEDBETTER
So. • 6-1 • 190 • R/R
RHP • Bryant, Ark.



DYLAN CARTER
R-Jr. • 6-2 • 210 • R/R
RHP • Bentonville, Ark.



ZACK MORRIS
Sr. • 6-3 • 225 • L/L
LHP • Cabot, Ark.



HAGEN SMITH
So. • 6-3 • 215 • L/L
LHP • Bullard, Texas



NICK GRIFFIN
R-So. • 6-4 • 195 • R/R
LHP • Monticello, Ark.



JORDAN HUSKEY
Fr. • 5-10 • 185 • L/L
LHP • Quitman, Ark.



PARKER COIL
Fr. • 6-3 • 200 • R/L
LHP • Edmond, Okla.



JAKE FAHERTY
So. • 6-3 • 190 • R/R
RHP • Georgetown, Ky.



SEAN FITZPATRICK
Fr. • 6-0 • 165 • L/L
LHP • Spring, Texas



HUNTER HOLLAN
Jr. • 6-5 • 200 • L/L
LHP • Hallsville, Texas



BEN BYBEE
Fr. • 6-6 • 235 • R/R
RHP • Overland Park, Kan.




WILL MCENTIRE
R-Jr. • 6-4 • 240 • L/R
RHP • Bryant, Ark.



CAL KILGORE
So. • 6-1 • 185 • R/R
C • Overland Park, Kan.



PARKER ROWLAND
Jr. • 6-3 • 215 • S/R
C • Tulsa, Okla.




GAGE WOOD
Fr. • 6-0 • 210 • R/R
RHP • Batesville, Ark.



CHRISTIAN FOUTH
Fr. • 6-3 • 220 • R/R
RHP • Littleton, Colo.



COOPER DOSSETT
Fr. • 6-0 • 190 • R/R
RHP • Springdale, Ark.



CODY ADCOCK
Jr. • 6-4 • 210 • R/R
RHP • Texarkana, Ark.




JOSH HYNEMAN
Fr. • 6-4 • 245 • R/R
RHP • Jonesboro, Ark.




DAVE VAN HORN
Head Coach
21st Season



NATE THOMPSON
Assistant Coach
6th Season



MATT HOBBS
Assistant Coach
5th Season



BOBBY WERNES
Volunteer Assistant
3rd Season



CLAY GOODWIN
Director of Operations
16th Season





No.	Player	Pos.	B/T	Yr.	Ht.	Wt.	Hometown / High School / Previous School
1	Harold Coll	INF	Jr.	5-11	190	R/R	Boston, Mass. / Georgia Premier Academy / San Jacinto College
3	Isaac Webb	INF/OF	Jr.	5-11	165	R/R	Collinsville, Okla. / Collinsville HS / Grayson College / Eastern Oklahoma State College
5	Kendall Diggs	INF/OF	So.	6-0	205	L/R	Olathe, Kan. / Saint Thomas Aquinas HS
6	Caleb Cali	INF	R-Jr.	6-3	230	R/R	Montverde, Fla. / Montverde Academy / Florida State / Hillsborough CC / College of Central Florida
8	Jace Bohrofen	OF	Jr.	6-2	205	L/R	Oklahoma City, Okla. / Westmoore HS / Oklahoma
9	John Bolton	INF	Grad.	5-10	180	R/R	Memphis, Tenn. / Memphis University School / Hinds CC / Austin Peay
10	Peyton Stovall	INF	So.	5-11	195	L/R	Haughton, La. / Haughton HS
11	Jared Wegner	OF	Grad.	6-0	220	R/R	Kearney, Neb. / Kearney HS / Creighton
12	Tavian Josenberger	OF	Jr.	6-0	185	S/R	Kansas City, Mo. / Park Hill HS / Kansas
13	Jayson Jones	INF	Fr.	6-2	225	R/R	Savannah, Texas / Braswell HS
15	Ben McLaughlin	INF	Jr.	6-3	200	L/R	Golden, Colo. / Golden HS / Hutchinson CC
16	Hudson Polk	C	Jr.	6-1	205	R/R	Coppell, Texas / Coppell HS / Oklahoma
17	Brady Slavens	INF	Sr.	6-3	205	L/R	Olathe, Kan. / Olathe Northwest HS / Wichita State / Johnson County CC
18	Reese Robinett	INF	Fr.	6-3	215	L/R	Kennett, Mo. / Kennett HS
21	Hunter Grimes	INF/OF	R-Jr.	6-1	185	R/R	Kerrville, Texas / Tivy HS / UTSA / McLennan CC
22	Jaxon Wiggins	RHP	Jr.	6-6	225	R/R	Roland, Okla. / Roland HS
24	Peyton Holt	INF	Jr.	5-10	205	R/R	Greenwood, Ark. / Greenwood HS / Crowder College
25	Brady Tygart	RHP	So.	6-2	205	R/R	Hernando, Miss. / Lewisburg HS
26	Mason Neville	OF	Fr.	6-3	200	L/L	Las Vegas, Nev. / Basic HS
28	Koty Frank	RHP	Grad.	6-2	220	R/R	Tushka, Okla. / Tushka HS / Eastern Oklahoma State College / Nebraska
29	Austin Ledbetter	RHP	So.	6-1	190	R/R	Bryant, Ark. / Bryant HS
31	Dylan Carter	RHP	R-So.	6-2	210	R/R	Bentonville, Ark. / Bentonville West HS / Crowder College
32	Zack Morris	LHP	Sr.	6-3	225	L/L	Cabot, Ark. / Cabot HS
33	Hagen Smith	LHP	So.	6-3	215	L/L	Bullard, Texas / Bullard HS
34	Nick Griffin	LHP	R-So.	6-4	195	L/L	Monticello, Ark. / Monticello HS
35	Jordan Huskey	LHP	Fr.	5-10	185	L/L	Quitman, Ark. / Greenbrier HS
36	Parker Coil	LHP	Fr.	6-3	200	R/L	Edmond, Okla. / Edmond Memorial HS
37	Jake Faherty	RHP	So.	6-3	190	R/R	Georgetown, Ky. / Great Crossing HS
38	Sean Fitzpatrick	LHP	Fr.	6-0	165	L/L	Spring, Texas / Concordia Lutheran HS
39	Hunter Hollan	LHP	Jr.	6-5	200	L/L	Hallsville, Texas / Spring Hill HS / San Jacinto College
40	Ben Bybee	RHP	Fr.	6-6	235	R/R	Overland Park, Kan. / Blue Valley Southwest HS
41	Will McEntire	RHP	R-Jr.	6-4	240	L/R	Bryant, Ark. / Bryant HS
43	Cal Kilgore	C	So.	6-1	185	R/R	Overland Park, Kan. / Blue Valley Southwest HS / New Mexico State
44	Parker Rowland	C	Jr.	6-3	215	S/R	Tulsa, Okla. / Bishop Kelley HS / Arkansas State / Eastern Oklahoma State College
45	Gage Wood	RHP	Fr.	6-0	210	R/R	Batesville, Ark. / Batesville HS
46	Christian Foutch	RHP	Fr.	6-3	220	R/R	Littleton, Colo. / Chatfield HS
48	Cooper Dossett	RHP	Fr.	6-0	190	R/R	Springdale, Ark. / Har-Ber HS
49	Cody Adcock	RHP	Jr.	6-4	210	R/R	Texarkana, Ark. / Arkansas HS / Ole Miss / Crowder College
55	Josh Hyneman	RHP	Fr.	6-4	245	R/R	Jonesboro, Ark. / Jonesboro HS

Coaches & Support Staff

Head Coach:	2 Dave Van Horn, 21st Season (Arkansas, 1988)
Assistant Coach:	30 Nate Thompson, 6th Season (Dallas Baptist, 2006)
Assistant Coach:	47 Matt Hobbs, 5th Season (Missouri, 2002)
Assistant Coach:	7 Bobby Wernes, 3rd Season (Arkansas, 2018)
Director of Operations:	Clay Goodwin, 16th Season (Arkansas, 2005)
Director of Strength & Conditioning:	Hunter Bell, 1st Season (Arkansas-Monticello, 2018)
Director of Video & Scouting:	Zach Barr, 6th Season (Arkansas, 2017)
Director of Analytics:	DJ Baxendale, 4th Season (Arkansas, 2019)
Athletic Trainer:	Corey Wood, 12th Season (East Carolina, 2008)
Equipment Manager:	Mark Taylor, 33rd Season (Ouachita Baptist, 1988)
Graduate Managers:	Cullen Smith
Student Managers:	Connor Carson, Bryson Halford, Owen Hoover, Josh Langham, John McElroy, Matthew Schluterman, Matt Wheeler
Sports Information Director:	Oliver Grigg, 3rd Season (Tulane, 2017)
Academics Director:	Jonathan Burgess, 2nd Season (Central Arkansas, 2015)
Sports Nutritionist:	Lauren Lyons, 5th Season (Saint Louis, 2017)
Sport Administrator:	Kevin Trainor, 13th Season (Arkansas, 1994)
Administrative Assistant:	Kelly Moore, 20th Season (Arkansas, 2004)

Pronunciation Guide

Jace Bohrofen.....	bore-fin
Cooper Dossett	daw-sit
Mason Neville	nuh-ville
Brady Slavens	slay-vins
Brady Tygart.....	ty-gert
Bobby Wernes	wer-niss

Team Captains

Jace Bohrofen	Jr. / OF
Zack Morris	Sr. / LHP
Peyton Stovall.....	So. / INF



THE STARTERS

#16 HUDSON POLK **C** **JR.** **.125/.125/.500**

Transfer from Oklahoma ... Made his Razorback debut in the season opener vs. Texas (Feb. 17) in the College Baseball Showdown ... Hit his first home run as a Hog vs. #15 TCU (Feb. 18) in the College Baseball Showdown ... In 2022 at Oklahoma, played in 12 games with six starts at catcher ... Slashed .313/.522/.563 (5-for-16) with five runs batted in and five runs scored ... Had two doubles and a triple.

#17 BRADY SLAVENS **1B** **SR.** **.333/.385/.553**

In 2022, played in 63 games with 62 starts (37 as designated hitter, 13 in right, 12 at first), slashing .255/.332/.523 with a team-leading 16 homers and 58 runs batted in ... Tied for the team lead in home runs (16) ... Recorded 17 multi-hit games, including two three-hit efforts and a pair of four-hit games ... Had 15 multiple RBI games, including seven three-RBI performances, one four-RBI game and one six-RBI game ... Hit the longest recorded home run in a College World Series game at Charles Schwab Field, crushing a 436-foot home run vs. Ole Miss ... Entering 2023 season, ranks first among all active SEC hitters in career RBI (144) and second in home runs (31).

#2 PEYTON STOVALL **2B** **SO.** **.222/.500/.222**

One of the Razorbacks' three team captains ... In 2022, played in 52 games with 51 starts (48 at first, three at second) as a true freshman ... Slashed .295/.373/.425 with six homers and 31 runs batted in ... Had 59 hits, including eight doubles, on the year ... Recorded 18 multi-hit games, including five three-hit games and one five-hit effort ... Had 10 multiple RBI games, including two three-RBI performances and one four-RBI effort ... Season-long 11-game hitting streak was tied for second longest on the Hogs ... Season-long reached base streak of 17 games ... Became the first player with five hits in a College World Series game since UNC's Dustin Ackley (2009).

#6 CALEB CALI **3B** **R-JR.** **.000/.000/.000**

Transfer from College of Central Florida (2022) ... Also played at Florida State (2020) and Hillsborough CC (2021) ... Made his Razorback debut in the season opener against Texas (Feb. 17) in the College Baseball Showdown ... In 2022, named an NJCAA All-American after slashing .438/.533/.826 with 17 homers and 77 RBI ... FCSAA Player of the Year and All-Mid-Florida Conference Player of the Year.

#9 JOHN BOLTON **SS** **GRAD.** **.364/.333/.455**

Graduate transfer from Austin Peay ... Made his Razorback debut in the season opener vs. Texas (Feb. 17) in the College Baseball Showdown, going 2-for-4 with a double and an RBI.

#11 JARED WEGNER **LF** **GRAD.** **.545/.643/1.364**

Graduate transfer from Creighton ... Made his Razorback debut in the season opener against Texas (Feb. 17) in the College Baseball Showdown ... Hit his first homer as a Hog vs. #15 TCU (Feb. 18) in the College Baseball Showdown, finishing 3-for-4 with three RBI ... Went 2-for-4 with two runs scored, a triple, a home run and a weekend-high five RBI in vs. #9 Oklahoma State (Feb. 19) ... Named SEC Player of the Week (Feb. 20), after slashing .545/.643/1.365 with two homers, and eight RBI in the Arlington.

#8 TAVIAN JOSENERGER **CF** **JR.** **.231/.286/.538**

Transfer from Kansas ... Made his Razorback debut in the season opener vs. Texas (Feb. 17) in the College Baseball Showdown ... In 2022 at Kansas, started 52 games at second base ... Slashed .276/.357/.386 with 13 doubles, two triples, two homers, 23 RBI, 43 runs scored, 25 walks and 11 stolen bases ... Led the team in runs scored (43) ... Second on the team in walks (25) ... Recorded a 23-game on-base streak, the longest by a Jayhawk in 2022 ... Had 15 multi-hit games ... Posted a 12-game hitting streak.

#9 JACE BOHROFEN **RF** **JR.** **.333/.455/.333**

One of the Razorbacks' three team captains ... In 2022, played in 32 games with 24 starts (18 in left, five in right, one as designated hitter) ... Slashed .228/.333/.435 with three homers and 17 RBI ... Scored 17 runs ... Tallied 21 hits, including eight doubles and one triple ... Had five multi-hit games, including one three-hit game ... Recorded five multi-RBI games, including one five-RBI performance ... Put together a season-long seven-game hitting streak ... Had a season-long eight-game reached base streak.

#5 KENDALL DIGGS **DH** **SO.** **.375/.545/.750**

Drove in two runs in the season opener vs. Texas (Feb. 17) in the College Baseball Showdown ... Launched his first homer of the season vs. #15 TCU (Feb. 18) in the College Baseball Showdown ... In 2022, played in 27 games with 15 starts (13 as designated hitter, two at first) ... Slashed .197/.367/.361 with three home runs and 14 RBI ... Posted two multi-hit games and five multi-RBI games, including one four-RBI effort.

THE BENCH

#1 HAROLD COLL **INF.** **JR.**

Transfer from San Jacinto College ... Made his Razorback debut vs. #15 TCU (Feb. 18) in the College Baseball Showdown ... Slashed .357/.433/.604 with 10 homers, 65 runs batted in, 64 runs scored and 15 stolen bases in 2022 at San Jac ... Hit for the cycle vs. Wabash Valley in the JUCO World Series, racking up five hits with a single, two doubles, a triple and a homer.

#13 JAYSON JONES **INF** **FR.**

Made his Razorback debut vs. #15 TCU (Feb. 18) in the College Baseball Showdown, hitting a solo homer in his second career at-bat for his first collegiate hit ... Attended Braswell High School in Aubrey, Texas ... Ranked by Perfect Game as the No. 5 overall prospect and the No. 2 shortstop in the class of 2022 ... No. 1 overall prospect and the No. 1 shortstop in the state of Texas by Perfect Game ... No. 1 overall prospect and the No. 1 shortstop in Texas by Prep Baseball Report ... No. 8 on Baseball America's list of Top 2022 High School MLB Draft Prospects.

#15 BEN McLAUGHLIN **INF** **JR.**

Transfer from Hutchinson CC ... Made his Razorback debut vs. #9 Oklahoma State (Feb. 19) in the College Baseball Showdown ... NJCAA ABCA/Rawlings Gold Glove Award winner at third base and NJCAA All-American in 2022 ... Slashed .411/.511/.804 with 19 home runs and 83 RBI ... Defensively, committed only three errors in 221 total chances (.986 fielding percentage)

#18 REESE ROBINETT **INF** **FR.**

Attended Kennett High School in Kennett, Mo. ... Made his Razorback debut vs. #9 Oklahoma State (Feb. 19) in the College Baseball Showdown, recording his first collegiate hit ... Ranked by Perfect Game as a top-500 overall prospect and the No. 35 third baseman in the class of 2022 ... No. 4 overall prospect and No. 2 third baseman in the state of Missouri by Perfect Game ... No. 2 overall prospect and No. 1 third baseman in Missouri by Prep Baseball Report.

#21 HUNTER GRIMES **INF/OF** **R-JR.**

Transfer from McLennan CC ... Made his Razorback debut vs. #9 Oklahoma State (Feb. 19) in the College Baseball Showdown ... Slashed .366/.427/.749 with 17 home runs and 66 RBI in 2022, earning All-NJCAA honors ... Began his collegiate at UTSA (2019-21), where he was a two-way player ... As a freshman in 2019, slashed .303/.343/.515 with four home runs and nine runs batted in.

#26 MASON NEVILLE **OF** **FR.**

Selected by the Cincinnati Reds in the 18th round (No. 543 overall) of the 2022 MLB Draft ... Made his Razorback debut vs. #15 TCU (Feb. 18) in the College Baseball Showdown ... Collected his first collegiate hit vs. #9 Oklahoma State (Feb. 19) in the College Baseball Showdown Attended Basic High School in Henderson, Nev. ... No. 3 overall prospect and No. 2 outfielder in the state of Nevada by Perfect Game ... Ranked by Prep Baseball Report as the No. 50 overall prospect and the No. 11 outfielder in the country ... No. 3 overall prospect and No. 2 outfielder in Nevada by Prep Baseball Report.

#44 PARKER ROWLAND **C** **JR.**

Transfer from Eastern Oklahoma State College ... Made his Razorback debut vs. #15 TCU (Feb. 18) in the College Baseball Showdown ... Started vs. #9 Oklahoma State (Feb. 19) in the College Baseball Showdown and drove in two runs ... Slashed .408/.509/.668 with 12 home runs and 78 RBI in 2022 at EOSC ... Began his collegiate career at Arkansas State (2019-20).

ON THE MOUND

TUESDAY

**RHP 40 BEN BYBEE****FR.****0-0, 0.00 ERA, 0.1 IP, 0 BB, 1 SO**

Last Start: N/A

Made his collegiate debut against #15 TCU (Feb. 18) in the College Baseball Showdown, striking out one in 0.1 innings of work ... Attended Blue Valley Southwest High School in Overland Park, Kan. ... Ranked by Perfect Game as the No. 457 overall prospect and the No. 147 right-handed pitcher in the class of 2022 ... No. 4 overall prospect and No. 2 right-handed pitcher in Kansas by Perfect Game ... Ranked by Prep Baseball Report as the No. 107 overall prospect and the No. 29 right-handed pitcher in the country ... No. 1 overall prospect and No. 1 right-handed pitcher in Kansas by Prep Baseball Report ... 2022 Perfect Game Preseason All-American - Central All-Region First Team ... 2021 Perfect Game Preseason Underclass All-American - Central All-Region First Team ... 2020 Perfect Game Preseason Underclass All-American - Central All-Region Second Team ... 2019 Preseason Underclass All-American - Honorable Mention.

PITCHER BREAKDOWN

	W-L-S	ERA	IP	H	R	ER	BB	SO
Starters	1-0-0	4.35	10.1	9	5	5	5	13
Relievers	1-1-1	9.82	14.2	19	16	16	10	17

THE HOG PEN

Pitcher	Last App.	IP	H	R	ER	BB	SO	HR	RI/S	---- Season Totals ----		
										RI/S	SV	Ret./1BF (BB)
Cody Adcock	2/19 (OSU)	1.0	0	0	0	0	1	0	0/0	0/0	0	2/2 (0)
Ben Bybee	2/18 (TCU)	0.1	0	0	0	0	1	0	3/1	3/1	0	0/1 (0)
Dylan Carter	2/18 (TCU)	1.1	2	3	3	0	1	0	1/0	1/0	0	1/1 (0)
Parker Coil	2/18 (TCU)	1.1	2	2	2	3	0	1	2/2	2/2	0	0/1 (1)
Cooper Dossett	2/18 (TCU)	0.2	2	4	4	3	2	0	0/0	0/0	0	0/1 (0)
Sean Fitzpatrick	2/18 (TCU)	0.1	2	0	0	0	1	0	1/1	1/1	0	0/1 (0)
Koty Frank	2/19 (OSU)	1.0	1	0	0	0	1	0	0/0	1/1	0	1/2 (0)
Austin Ledbetter	2/18 (TCU)	0.1	2	3	3	1	0	0	3/0	3/0	0	1/1 (0)
Zack Morris	2/18 (TCU)	3.1	3	2	2	1	2	0	2/1	2/1	0	1/1 (0)
Brady Tygart	2/17 (UT)	1.2	0	0	0	0	3	0	2/0	2/0	1	1/1 (0)
Gage Wood	2/19 (OSU)	1.0	0	0	0	0	3	0	0/0	2/2	0	1/2 (0)
TEAM TOTALS									17/8	1		8/14 (1)



Austin Ledbetter made seven appearances with two starts on the mound as a true freshman in 2022. He finished the year with a 2.84 ERA and 12 strikeouts over 12.2 innings of work.



Zack Morris, one of the Hogs' three team captains, posted a 6-1 record with a 3.21 ERA and one save in 35.0 innings last season. In SEC play, he went 3-0 with a 1.88 ERA in 14.1 innings.



Brady Tygart emerged as the Hogs' closer as a true freshman, tallying a team-leading eight saves, including six multi-inning saves. He struck out 51 over 37.2 innings of work.

Bullpen Notes: RHP Brady Tygart recorded his ninth career save in the season opener against Texas (Feb. 17) in the College Baseball Showdown at Globe Life Field in Arlington, Texas ... Of Tygart's nine career saves, seven are of the multi-inning variety, including his five-out save against the Longhorns on Opening Day.



||| SEASON BESTS

TEAM GAME HIGHS

Team Batting

At-bats:	37	vs. #15 TCU (Feb. 18 at Arlington, Texas)
Runs scored:	18	vs. #9 Oklahoma State (Feb. 19 at Arlington, Texas)
Hits:	14	vs. #9 Oklahoma State (Feb. 19 at Arlington, Texas)
RBI:	17	vs. #9 Oklahoma State (Feb. 19 at Arlington, Texas)
Doubles:	2	vs. Texas (Feb. 17 at Arlington, Texas)
	2	vs. #15 TCU (Feb. 18 at Arlington, Texas)
	2	vs. #9 Oklahoma State (Feb. 19 at Arlington, Texas)
Triples:	1	vs. #9 Oklahoma State (Feb. 19 at Arlington, Texas)
Home runs:	4	vs. #15 TCU (Feb. 18 at Arlington, Texas)
Total bases:	24	vs. #9 Oklahoma State (Feb. 19 at Arlington, Texas)
Walks:	10	vs. #9 Oklahoma State (Feb. 19 at Arlington, Texas)
Strikeouts:	12	vs Texas (Feb. 17 at Arlington, Texas)
Sac flies:	3	vs. #9 Oklahoma State (Feb. 19 at Arlington, Texas)
Hit by pitch:	3	vs. #9 Oklahoma State (Feb. 19 at Arlington, Texas)
Runners LOB:	9	vs. Texas (Feb. 17 at Arlington, Texas)
	9	vs. #9 Oklahoma State (Feb. 19 at Arlington, Texas)
Hit into DP:	2	vs. Texas (Feb. 17 at Arlington, Texas)

Fielding

Putouts:	27	vs. Texas (Feb. 17 at Arlington, Texas)
	27	vs. #15 TCU (Feb. 18 at Arlington, Texas)
Assists:	11	vs. Texas (Feb. 17 at Arlington, Texas)
	11	vs. #15 TCU (Feb. 18 at Arlington, Texas)
Errors:	1	vs. Texas (Feb. 17 at Arlington, Texas)
DPs turned:	2	vs. Texas (Feb. 17 at Arlington, Texas)

Pitching

Innings pitched:	9.0	vs. Texas (Feb. 17 at Arlington, Texas)
	9.0	vs. #15 TCU (Feb. 18 at Arlington, Texas)
Runs allowed:	18	vs. #15 TCU (Feb. 18 at Arlington, Texas)
Earned runs:	18	vs. #15 TCU (Feb. 18 at Arlington, Texas)
Walks allowed:	11	vs. #15 TCU (Feb. 18 at Arlington, Texas)
Strikeouts:	13	vs. Texas (Feb. 17 at Arlington, Texas)
Hits allowed:	19	vs. #15 TCU (Feb. 18 at Arlington, Texas)
Doubles allowed:	3	vs. #15 TCU (Feb. 18 at Arlington, Texas)
Homers allowed:	1	vs. Texas (Feb. 17 at Arlington, Texas)
	1	vs. #15 TCU (Feb. 18 at Arlington, Texas)
Wild pitches:	1	vs. Texas (Feb. 17 at Arlington, Texas)
	1	vs. #15 TCU (Feb. 18 at Arlington, Texas)
Hit batters:	3	vs. #15 TCU (Feb. 18 at Arlington, Texas)

INDIVIDUAL GAME HIGHS

Individual Batting

At-bats:	5	Caleb Cali vs. Texas (Feb. 17 at Arlington, Texas)
	5	Tavian Josenberger vs. #15 TCU (Feb. 18 at Arlington, Texas)
	5	Brady Slavens vs. #15 TCU (Feb. 18 at Arlington, Texas)
Runs scored:	3	Peyton Stovall vs. #9 Oklahoma State (Feb. 19 at Arlington, Texas)
Hits:	3	Jared Wegner vs. #15 TCU (Feb. 18 at Arlington, Texas)
RBI:	5	Jared Wegner vs. #9 Oklahoma State (Feb. 19 at Arlington, Texas)
Doubles:	1	(6 times)
Triples:	1	Jared Wegner vs. #9 Oklahoma State (Feb. 19 at Arlington, Texas)
Home runs:	1	(6 times)
Total bases:	7	Jared Wegner vs. #15 TCU (Feb. 18 at Arlington, Texas)
	7	Jared Wegner vs. #9 Oklahoma State (Feb. 19 at Arlington, Texas)
Walks:	3	Jayson Jones vs. #9 Oklahoma State (Feb. 19 at Arlington, Texas)
Strikeouts:	4	Caleb Cali vs. Texas (Feb. 17 at Arlington, Texas)
Sac flies:	1	Harold Coll vs. #9 Oklahoma State (Feb. 19 at Arlington, Texas)
	1	John Bolton vs. #9 Oklahoma State (Feb. 19 at Arlington, Texas)
	1	Parker Rowland vs. #9 Oklahoma State (Feb. 19 at Arlington, Texas)
Hit by pitch:	1	(4 times)
Runners LOB:	5	Caleb Cali vs. Texas (Feb. 17 at Arlington, Texas)

Fielding

Putouts:	13	Hudson Polk vs. Texas (Feb. 17 at Arlington, Texas)
Assists:	6	John Bolton vs. #15 TCU (Feb. 18 at Arlington, Texas)
Errors:	1	Caleb Cali vs. Texas (Feb. 17 at Arlington, Texas)

Pitching

Innings pitched:	5.0	Hagen Smith vs. Texas (Feb. 17 at Arlington, Texas)
Runs allowed:	4	Cooper Dossett vs. #15 TCU (Feb. 18 at Arlington, Texas)
	4	Will McEntire vs. #15 TCU (Feb. 18 at Arlington, Texas)
Earned runs:	4	Cooper Dossett vs. #15 TCU (Feb. 18 at Arlington, Texas)
	4	Will McEntire vs. #15 TCU (Feb. 18 at Arlington, Texas)
Walks allowed:	3	Parker Coil vs. #15 TCU (Feb. 18 at Arlington, Texas)
	3	Cooper Dossett vs. #15 TCU (Feb. 18 at Arlington, Texas)
Strikeouts:	8	Hagen Smith vs. Texas (Feb. 17 at Arlington, Texas)
Hits allowed:	5	Will McEntire vs. #15 TCU (Feb. 18 at Arlington, Texas)
Doubles allowed:	1	(5 times)
Homers allowed:	1	Cody Adcock vs. Texas (Feb. 17 at Arlington, Texas)
	1	Parker Coil vs. #15 TCU (Feb. 18 at Arlington, Texas)
Wild pitches:	1	Koty Frank vs. Texas (Feb. 17 at Arlington, Texas)
	1	Sean Fitzpatrick vs. #15 TCU (Feb. 18 at Arlington, Texas)
Hit batters:	1	(4 times)

THE LAST TIME AN ARKANSAS PLAYER...

4 hits in a game.....	Michael Turner vs. #2 Stanford (College World Series), June 18, 2022
5 hits in a game.....	Peyton Stovall vs. #25 Auburn (College World Series), June 21, 2022
6 hits in a game.....	Jeremy Jackson vs. Northeastern (Okla.), April 16, 1997
2 hits in an inning.....	Casey Opitz vs. Eastern Illinois, Feb. 16, 2019
2 doubles in a game.....	Chris Lanzilli at Alabama, May 20, 2022
3 doubles in a game.....	Trevor Ezell vs. TCU (NCAA Regional), June 1, 2019
4 doubles in a game.....	Rodney Nye vs. Louisiana Tech, March 31, 1998
Led off a game with a triple.....	Braydon Webb vs. #2 Stanford (College World Series), June 18, 2022
2 triples in a game.....	Jax Biggers vs. Auburn (SEC Tournament), May 25, 2017
Led off a game with a HR.....	Matt Goodheart vs. #19 Nebraska (NCAA Regional), June 5, 2021
2 home runs in a game.....	Robert Moore at #6 Oklahoma State (NCAA Regional), June 4, 2022
3 home runs in a game.....	Chad Spanberger vs. Auburn (SEC Tournament), May 26, 2017
Grand slam.....	Braydon Webb vs. Grambling, March 15, 2022
Grand slam in consecutive games.....	Cayden Wallace vs. UIC, March 12-13, 2022
HR in consecutive at-bats.....	Brady Slavens at Texas A&M, April 23, 2022
HR in 2 straight games.....	Jared Wegner vs. #15 TCU, vs. #9 Oklahoma State, Feb. 18-19, 2023
HR in 3 straight games.....	Cayden Wallace vs. Florida (SEC Tournament), vs. GCU (NCAA Regional), at #6 OSU (NCAA Regional), May 27-June 4, 2022
HR in 4 straight games.....	Cayden Wallace vs. Florida (SEC Tournament), vs. GCU (NCAA Regional), at #6 OSU (NCAA Regional), May 27-June 5, 2022
HR in 5 straight games.....	Aaron Murphree vs. OSU, So. Dakota St. & Siena, March 2-8, 2008
HR in 6 straight games.....	Aaron Murphree vs. OSU, So. Dakota St. & Siena, March 2-9, 2008
Pinch-hit home run.....	Charlie Welch vs. #19 Nebraska (NCAA Regional), June 7, 2021
Inside-the-park home run.....	Casey Martin vs. Kentucky, May 3, 2019
Back-to-back home runs.....	Chris Lanzilli & Brady Slavens vs. UIC, March 12, 2022
Walk-off home run.....	Kendall Diggs vs. Ole Miss, April 30, 2022
Walk-off home run in an SEC game.....	Kendall Diggs vs. Ole Miss, April 30, 2022
Hit a home run from both sides of the plate in a game.....	Dylan Leach vs. UCA, April 5, 2022
Hit for the cycle.....	Dylan Leach vs. UCA, April 5, 2022
4 runs in a game.....	Robert Moore at #6 Oklahoma State (NCAA Regional), June 4, 2022
5 runs in a game.....	Robert Moore vs. #16 NC State (NCAA Super Regional), June 11, 2021
6 runs in a game.....	Trevor Ezell vs. Grambling, April 30, 2019
4 RBI in a game.....	Peyton Stovall vs. #2 Stanford (College World Series), June 18, 2022
5 RBI in a game.....	Jared Wegner vs. #9 Oklahoma State, Feb. 19, 2023
6 RBI in a game.....	Brady Slavens vs. UAPB [DH-1], April 12, 2022
7 RBI in a game.....	Chad Spanberger vs. Auburn (SEC Tournament), May 25, 2017
8 RBI in a game.....	Rodney Nye vs. ORU, April 14, 1999
9 RBI in a game.....	Ryan Lundquist vs. Central Missouri St., March 4, 1997
2 stolen bases in a game.....	Cayden Wallace vs. UCA, April 5, 2022
3 stolen bases in a game.....	Andrew Benintendi vs. Stephen F. Austin, April 15, 2015
4 stolen bases in a game.....	Logan Forsythe vs. Ole Miss, May 19, 2007
Stole home.....	Bobby Wernes vs. Ole Miss, March 28, 2015
2 errors in a game.....	Evan Taylor at #6 Oklahoma State (NCAA Regional), June 5, 2022
3 errors in a game.....	Bobby Wernes at LSU, April 12, 2014
4 errors in a game.....	Chris Shaddy vs. TCU, April 27, 1980
9-inning no-hitter.....	Scott Roehl vs. Kansas St., March 20, 2001
9-inning combined no-hitter.....	Nick Schmidt (6.0 IP), Brian McLelland (1.0 IP), Devin Collis (2.0 IP) vs. Oklahoma State, February 12, 2006
7-inning combined no-hitter.....	D. Taccolini (2.0 IP), M. Cronin (3.0 IP), J. Alberius (2.0 IP) vs. Auburn (SEC Tournament), May 25, 2017
1-hitter.....	Trevor Stephan (7.0 IP) at Tennessee, May 6, 2017
9-inning combined 1-hitter.....	P. Wicklander (5.0 IP), K. Ramage (1.0 IP), J. Kostyshock (1.0 IP), K. Kopps (1.0 IP), M. Cronin (1.0 IP) vs. Western Illinois, March 12, 2019
7-inning combined 1-hitter.....	Kole Ramage (3.0 IP), Elijah Trest (2.0 IP), Issac Bracken (2.0 IP) vs. UAPB [DH-1], April 12, 2022
2-hitter.....	Kacey Murphy vs. Florida (SEC Tournament), May 27, 2017
2-hitter combined.....	Connor Noland (6.0 IP), Evan Taylor (2.0 IP) at Texas A&M, April 22, 2022
3-hitter.....	Ryne Stanek (9.0 IP) at #6 South Carolina, March 23, 2013
3-hitter combined.....	Will McEntire (6.0 IP), Zack Morris (1.2 IP), Evan Taylor (1.1 IP), Heston Tole (1.0 IP) vs. UCA, April 26, 2022
Complete game.....	Kacey Murphy vs. Florida (SEC Tournament), May 27, 2017
Complete-game shutout.....	Kacey Murphy vs. Florida (SEC Tournament), May 27, 2017
10-inning or more start.....	Dominic Taccolini at #12 Kentucky (10 innings), April 22, 2016
Had 10 strikeouts.....	Connor Noland vs. Indiana (Round Rock Classic), Feb. 25, 2022
Had 11 strikeouts.....	Connor Noland vs. UIC [DH-1], March 10, 2022
Had 12 strikeouts.....	Trevor Stephan vs. Oral Roberts (NCAA Regional), June 2, 2017
Had 13 strikeouts.....	Isaiah Campbell vs. Stony Brook, March 1, 2019
Had 14 strikeouts.....	David Walling vs. South Carolina, May 16, 1999
Had 15 strikeouts.....	Nick Schmidt vs. Auburn, May 18, 2006
Had 16 strikeouts.....	David Walling vs. Eastern Illinois, Feb. 20, 1998
Had 17 strikeouts.....	Jess Todd vs. South Carolina (SEC Tournament), May 24, 2007



THE LAST TIME AN ARKANSAS TEAM...

Scored 10 runs	at #6 Oklahoma State (NCAA Regional), June 5, 2022
Scored 11 runs	vs. #25 Auburn (College World Series), June 21, 2022
Scored 12 runs	vs. Mississippi State, April 2, 2022
Scored 13 runs	vs. Grambling, March 16, 2022
Scored 14 runs	vs. Grambling, March 15, 2022
Scored 15 runs	vs. UAPB [DH-1], April 12, 2022
Scored 16 runs	vs. Little Rock, March 29, 2022
Scored 17 runs	vs. #2 Stanford (College World Series), June 18, 2022
Scored 18 runs	vs. #9 Oklahoma State, Feb. 19, 2023
Scored 19 runs	vs. Northwestern State, April 23, 2019
Scored 20 runs	at #6 Oklahoma State (NCAA Regional), June 4, 2022
Scored 21 runs	vs. UCA, April 5, 2022
Scored 22 runs	vs. Louisiana Tech, Feb. 14, 2004
Scored 23 runs	Never
Scored 24 runs	Missouri Southern, Feb. 11, 1998
Scored 25 runs	Missouri Southern, Feb. 4, 2001
Scored 26 runs	vs. UA Pine Bluff, April 14, 2021
Scored 27 runs	Never
Scored 28 runs	vs. Wisconsin-Milwaukee (2), Feb. 18, 2007
Scored 29 runs	Morningside, April 6, 1968
Scored 30 runs	at South Carolina, March 30, 1997
Scored 31-32 runs	32 vs. Bucknell, Feb. 17, 2018
Scored 33 + runs	33 vs. Southwest Baptist, March 21, 1984
Had 12 hits	at #11 North Carolina (NCAA Super Regional), June 12, 2022
Had 13 hits	at #19 Auburn, May 8, 2022
Had 14 hits	vs. #9 Oklahoma State, Feb. 19, 2023
Had 15 hits	vs. UAPB [DH-1], April 12, 2022
Had 16 hits	vs. #25 Auburn (College World Series), June 21, 2022
Had 17 hits	vs. #16 NC State (NCAA Super Regional), June 11, 2021
Had 18 hits	vs. South Alabama, March 7, 2020
Had 19 hits	vs. UCA, April 5, 2022
Had 20 hits	vs. Dayton, Feb. 28, 2018
Had 21 hits	vs. #2 Stanford (College World Series), June 18, 2022
Had 22 hits	at #6 Vanderbilt, April 14, 2019
Had 23 hits	Centenary, March 31, 1999
Had 24 hits	Georgia, March 17, 2001
Had 25 hits	at Centenary, March 23, 2005
Had 26-29 hits	28 at South Carolina, March 30, 1997
Had 30 hits	vs. Saint Louis, April 7, 2010
Had 31+ hits	32 vs. Southwest Baptist, March 21, 1984
Hit four home runs in a game	4 - Jared Wegner (1), Hudson Polk (1), Kendall Diggs (1), Jayson Jones (1) vs. #15 TCU, Feb. 18, 2023
Hit five home runs in a game	5 - Jalen Battles (1), Christian Franklin (1), Cullen Smith (1), Cayden Wallace (1), Braydon Webb (1) vs. NJIT (NCAA Regional), June 4, 2021
Hit six home runs in a game	6 - Luke Bonfield (1), Dominic Fletcher (1), Jared Gates (1), Grant Koch (1), Casey Martin (1), Carson Shaddy (1) vs. Bucknell, Feb. 17, 2018
Hit seven home runs in a game	7 - Robert Moore (2), Jalen Battles (1), Chris Lanzilli (1), Brady Slavens (1), Michael Turner (1), Cayden Wallace (1) vs. UCA, April 5, 2022
Hit eight or more home runs in a game	8 - Matt Goodheart (2), Brady Slavens (2), Cullen Smith (2), Charlie Welch (2) vs. UAPB, April 14, 2021
Hit a grand slam in three consecutive games	vs. UIC, March 12-13, 2022, vs. Grambling, March 15, 2022
3 errors in a game	at Texas A&M, April 24, 2022
4 errors in a game	vs. UA Pine Bluff, April 14, 2021
5 errors in a game	vs. South Carolina (SEC Tournament), May 23, 2018
6 errors in a game	vs. Eastern Illinois, March 5, 2016
7 errors in a game	vs. LA Tech, March 20, 2001
Threw back-to-back shutouts	vs. UAPB (15-0, 6-0), April 12, 2022
Most consecutive shutouts thrown	4, vs. Wisconsin, March 15-16, 1980
Was shutout	vs. Ole Miss (College World Series), June 23, 2022
Was shutout in back-to-back games	vs. LSU (7-0, 6-0), April 23-24, 2005
Held to 1 hit	vs. Missouri State, May 17, 2016
Held to 2 hits	vs. #24 Vanderbilt, May 15, 2022
Held to 3 hits	at #19 Auburn, May 7, 2022
Did not strikeout	vs. Eastern Illinois, Feb. 16, 2019
Swept an SEC home weekend series	vs. #15 LSU, April 14-16, 2022
Swept an SEC road weekend series	at #2 Mississippi State, March 26-28, 2021
Was swept in an SEC home weekend series	vs. Alabama, May 13-15, 2016
Was swept in an SEC road weekend series	at Mississippi State, April 20-21, 2018
Swept a non-conference home weekend series	vs. UIC, March 10-13, 2022
Swept a non-conference road weekend series	at Northwestern State, Feb. 16-18, 1996
Was swept in a non-conference home weekend series	vs. Long Beach State, Feb. 25-27, 2000
Was swept in a non-conference road weekend series	at UNLV, March 19-21, 1994
Won an SEC home weekend series	vs. Ole Miss, April 29-May 1, 2022
Won an SEC road weekend series	at #19 Auburn, May 6-8, 2022
Lost an SEC home weekend series	vs. #24 Vanderbilt, May 13-15, 2022
Lost an SEC road weekend series	at Alabama, May 19-21, 2022
Won a non-conference home weekend series	vs. UIC, March 10-13, 2022
Won a non-conference road weekend series	at Louisiana Tech, March 12-14, 2021
Lost a non-conference home weekend series	vs. South Alabama, Feb. 28-March 1, 2014
Lost a non-conference road weekend series	at Texas A&M, Feb. 27-29, 2004
Lost a midweek game	vs. Missouri State, May 3, 2022
Shut out an opponent at home	vs. #15 LSU (4-0), April 15, 2022
Shut out an opponent on the road	at #15 Auburn (8-0), April 6, 2019
Shut out an SEC opponent at home	vs. #15 LSU (4-0), April 15, 2022
Shut out an SEC opponent on the road	at #15 Auburn (8-0), April 6, 2019
Shut out by an SEC opponent at home	vs. #24 Vanderbilt (5-0), May 15, 2022

RECORD RUNDOWN

Overall.....	2-1
vs. top-5 teams.....	0-0
vs. top-10 teams.....	1-0
vs. top-25 teams.....	0-1
vs. unranked teams.....	1-0
At home.....	0-0
On the road.....	0-0
At neutral sites.....	2-1
In day games.....	1-0
In night games.....	1-1
In extra innings.....	0-0
vs. teams over .500.....	0-1
vs. teams .500 or worse.....	1-0
vs. right-handed starter.....	1-1
vs. left-handed starter.....	1-0
When starter receives decision.....	1-0
When reliever receives decision.....	1-1
When starter goes 5+ innings.....	1-0
When starter goes less than 5 innings.....	1-1
When scoring first.....	2-0
When scoring in 1st inning.....	0-1
When opponent scores first.....	0-1
When leading after 6 innings.....	1-0
When trailing after 6 innings.....	0-1
When tied after 6 innings.....	1-0
When leading after 7 innings.....	1-0
When trailing after 7 innings.....	0-1
When tied after 7 innings.....	0-0
When leading after 8 innings.....	1-0
When trailing after 8 innings.....	0-1
When tied after 8 innings.....	0-0
In one-run games.....	1-0
In two-run games.....	0-0
In five-run or more games.....	1-1
In run-rule games.....	1-0
Weekend series W-L-T.....	0-0
Weekend series sweeps/times swept.....	0/0
When scoring 10+ runs.....	1-0
Shutouts/times shut out.....	0/0
When opponent scores 5 runs or less.....	2-0
When opponent scores 6 runs or more.....	0-1
When collecting 0-3 hits.....	0-0
When collecting 4-6 hits.....	0-0
When collecting 7-9 hits.....	1-1
When collecting 10-12 hits.....	0-0
When collecting 13+ hits.....	1-0
When out-hitting opponent.....	2-0
When out-hit by opponent.....	0-1
When hits are equal.....	0-0
When hitting a home run.....	1-1
When opponent hits a home run.....	1-1
When errorless.....	1-1
When committing one error.....	1-0
When committing 2 errors.....	0-0
When committing 3+ errors.....	0-0
When opponent is errorless.....	0-0
vs. SEC opponents.....	0-0
vs. SEC East opponents.....	0-0
vs. SEC West opponents.....	0-0
vs. non-conf. opponents.....	2-1
In midweek games.....	0-0
In rubber matches.....	0-0
Game 1 of weekend series.....	0-0
Game 2 of weekend series.....	0-0
Game 3 of weekend series.....	0-0
Game 4 of weekend series.....	0-0
In February.....	2-1
In March.....	0-0
In April.....	0-0
In May.....	0-0
In June.....	0-0

MULTI-HIT GAMES

Name	2	3	4	5+	Total
Jared Wegner	1	1	-	-	2
Tavian Josenberger	1	-	-	-	1
Brady Slavens	1	-	-	-	1
Jace Bohrofen	1	-	-	-	1
John Bolton	1	-	-	-	1
TEAM	5	1	-	-	6

CAREER MULTI-HIT GAMES

Name	2019	2020	2021	2022	2023	Total
Brady Slavens	8	-	18	17	1	44
Jared Wegner	8	2	6	16	2	35
Tavian Josenberger	-	-	14	15	1	30
John Bolton	-	-	5	15	1	21
Peyton Stovall	-	-	-	18	-	18
Jace Bohrofen	-	7	-	5	1	13
Cal Kilgore	-	-	-	8	-	8
Hunter Grimes	6	-	-	-	-	6
Kendall Diggs	-	-	-	2	-	2
Parker Rowland	-	-	2	-	-	2
Hudson Polk	-	-	-	1	-	1

MULTI-RBI GAMES

Name	2	3	4	5+	Total
Jared Wegner	-	1	-	1	2
Peyton Stovall	1	-	-	-	1
Kendall Diggs	1	-	-	-	1
Tavian Josenberger	1	-	-	-	1
Parker Rowland	1	-	-	-	1
John Bolton	1	-	-	-	1
Brady Slavens	1	-	-	-	1
TEAM	6	1	-	1	8

HITTING STREAKS

Name	Longest	Current
Jared Wegner	3	3
Brady Slavens	3	3
John Bolton	3	3
Kendall Diggs	3	3
Peyton Stovall	2	2
Peyton Holt	1	1
Hudson Polk	1	1
Tavian Josenberger	1	1
Hunter Grimes	1	1
Jayson Jones	1	-
Mason Neville	1	1
Jace Bohrofen	1	1
Reese Robinett	1	1

REACHED BASE STREAKS

Name	Longest	Current
Peyton Stovall	3	3
Kendall Diggs	3	3
Jared Wegner	3	3
Brady Slavens	3	3
John Bolton	3	3
Jayson Jones	2	2
Reese Robinett	1	1
Jace Bohrofen	1	1
Peyton Holt	1	1
Hudson Polk	1	1
Tavian Josenberger	1	1
Hunter Grimes	1	1
Parker Rowland	1	1
Mason Neville	1	1

CAREER HOME RUNS

Name	Solo	2R	3R	GS	Total
Brady Slavens	15	9	6	1	31
Jared Wegner	-	-	-	-	16
Peyton Stovall	2	4	-	-	6
Jace Bohrofen	2	2	1	-	5
Kendall Diggs	1	1	2	-	4
Hunter Grimes	-	-	-	-	4
Tavian Josenberger	-	-	-	-	4
Hudson Polk	-	-	-	-	2
John Bolton	-	-	-	-	1
Jayson Jones	1	-	-	-	1

HOME RUN BREAKDOWN

Total.....	6
at Baum-Walker Stadium.....	0
on the Road.....	0
Neutral Site.....	6
vs. RHP.....	6
vs. LHP.....	0
w/ 0 Outs.....	1
w/ 1 Out.....	1
w/ 2 Outs.....	4
Solo.....	4
Two-Run.....	1
Three-Run.....	1
Grand Slam.....	0
Leadoff.....	1
Back-To-Back.....	0
Pinch-Hit.....	0
Walk-Off.....	0
Before 7th Inning.....	5
7th Inning and Beyond.....	1
Opponent Total.....	2
Last HR Given Up.....	Solo
Longest Stretch Without HR Allowed.....	1
Current Streak of No HR Allowed.....	1

COMEBACKS

defined as any win when trailing after an inning

Date / Opponent	Score (Inn.)	Final
-----------------	--------------	-------

BLOWN LEADS

defined as any loss when leading after an inning

Date / Opponent	Score (Inn.)	Final
-----------------	--------------	-------



||| HOME RUN CHART

No.	Player	Game	Date	Opponent	Pitcher	On Base	Inning	Outs	Count	Score	Final
1	Jared Wegner (1)	2	Feb. 18	vs. #15 TCU	RHP Cam Brown	3	1st	2	2-1	0-3	L, 18-6
2	Hudson Polk (1)	2	Feb. 18	vs. #15 TCU	RHP Cam Brown	0	2nd	1	3-2	3-4	L, 18-6
3	Kendall Diggs (1) *	2	Feb. 18	vs. #15 TCU	RHP Kole Klecker	0	6th	0	3-2	4-10	L, 18-6
4	Jayson Jones (1)	2	Feb. 18	vs. #15 TCU	RHP Justin Hackett	0	9th	2	0-1	5-18	L, 18-6
5	Jared Wegner (2)	3	Feb. 19	vs. #9 Oklahoma State	RHP Evan O'Toole	1	3rd	2	1-2	8-0	W, 18-1
5	Tavian Josenberger (1)	3	Feb. 19	vs. #9 Oklahoma State	RHP Gabe Davis	0	5th	2	1-2	10-1	W, 18-1

* - indicates leadoff home run / ^ - indicates back-to-back home run / ! - indicates walk-off home run / + - indicates pinch-hit home run



STARTERS GAME-BY-GAME

Opponent	W-L	IP	H	R	ER	BB	K
vs. Texas	--	5.0	1	0	0	2	8
vs. #15 TCU	--	1.1	5	4	4	1	0
vs. #9 OSU	W	4.0	3	1	1	2	5

BULLPEN GAME-BY-GAME

Opponent	W-L	IP	H	R	ER	BB	K
vs. Texas	W	4.0	4	2	2	0	5
vs. #15 TCU	L	7.2	14	14	14	10	7
vs. #9 OSU	--	3.0	1	0	0	0	5

TEAM RECORD PER STARTER

Pitcher (Total Starts)	Record
Hunter Hollan (1)	1-0
Will McEntire (1)	0-1
Hagen Smith (1)	1-0

QUALITY STARTS

Pitcher (Total Starts)	QS	Record
Hunter Hollan (1)	0	0-0
Will McEntire (1)	0	0-0
Hagen Smith (1)	0	0-0

RUN SUPPORT

Pitcher (Total Starts)	Runs	Per Start
Hunter Hollan (1)	18	18.0
Will McEntire (1)	6	6.0
Hagen Smith (1)	3	3.0



||| GAME-BY-GAME BATTING ORDER

RECORD: 2-1 • **HOME:** 0-0 • **AWAY:** 0-0 • **NEUTRAL:** 2-1 • **SEC:** 0-0

Date	Opponent	1	2	3	4	5	6	7	8	9
Feb. 17	vs. Texas	Josenberger	Stovall	Cali	Slavens	Wegner	Bohrofen	Diggs	Polk	Bolton
Feb. 18	vs. #15 TCU	Josenberger	Stovall	Cali	Slavens	Wegner	Bohrofen	Diggs	Polk	Bolton
Feb. 19	vs. #9 Oklahoma State	Josenberger	Stovall	Wegner	Slavens	Diggs	Bohrofen	Jones	Rowland	Bolton



RECORD: 2-1 • HOME: 0-0 • AWAY: 0-0 • NEUTRAL: 2-1 • SEC: 0-0

Date	Opponent	C	1B	2B	3B	SS	LF	CF	RF	DH
Feb. 17	vs. Texas	Polk	Slavens	Stovall	Cali	Bolton	Wegner	Josenberger	Bohrofen	Diggs
Feb. 18	vs. #15 TCU	Polk	Slavens	Stovall	Cali	Bolton	Wegner	Josenberger	Bohrofen	Diggs
Feb. 19	vs. #9 Oklahoma State	Rowland	Slavens	Stovall	Jones	Bolton	Wegner	Josenberger	Bohrofen	Diggs



||| GAME-BY-GAME HITTING

RECORD: 2-1 • **HOME:** 0-0 • **AWAY:** 0-0 • **NEUTRAL:** 2-1 • **SEC:** 0-0

Date	Opponent	AB	R	H	RBI	2B	3B	HR	BB	IBB	SB	CS	HBP	SAC	SF	GDP	K	PO	A	E	Avg
Feb. 17	vs. Texas	34	3	8	3	2	0	0	4	0	0	0	1	0	0	2	12	27	11	1	.235
Feb. 18	vs. #15 TCU	37	6	9	6	2	0	4	2	0	0	0	0	0	0	0	11	27	11	0	.239
Feb. 19	vs. #9 Oklahoma State	32	18	14	17	2	1	2	10	0	0	0	3	0	3	0	9	21	5	0	.301
	Totals	103	27	31	26	6	1	6	16	0	0	0	4	0	3	2	32	75	27	1	.301



RECORD: 2-1 • HOME: 0-0 • AWAY: 0-0 • NEUTRAL: 2-1 • SEC: 0-0

Date	Opponent	IP	H	R	ER	BB	SO	2B	3B	HR	WP	BK	HBP	DP	IBB	Score	W	L	SV	ERA
Feb. 17	vs. Texas	9.0	5	2	2	2	13	1	0	1	1	0	0	2	0	3-2	1	0	1	2.00
Feb. 18	vs. #15 TCU	9.0	19	18	18	11	7	3	0	1	1	0	3	0	0	6-18	1	1	1	10.00
Feb. 19	vs. #9 Oklahoma State	7.0	4	1	1	2	10	1	0	0	0	0	1	0	0	18-1	2	1	1	7.56
	Totals	25.0	28	21	21	15	30	5	0	2	2	0	4	2	0	27-21	2	1	1	7.56



1 HAROLD COLL

SEASON HIGHS

Category	High	Opponent (Last)	Date
Hits	--	--	--
Runs	--	--	--
Doubles	--	--	--
Triples	--	--	--
Home Runs	--	--	--
RBI	1	vs. #9 Oklahoma State	2/19/23
Walks	--	--	--
Stolen Bases	--	--	--

CAREER HIGHS

Category	High	Opponent (Last)	Date
Hits	--	--	--
Runs	--	--	--
Doubles	--	--	--
Triples	--	--	--
Home Runs	--	--	--
RBI	1	vs. #9 Oklahoma State	2/19/23
Walks	--	--	--
Stolen Bases	--	--	--



3 ISAAC WEBB

SEASON HIGHS

Category	High	Opponent (Last)	Date
Hits	--	--	--
Runs	--	--	--
Doubles	--	--	--
Triples	--	--	--
Home Runs	--	--	--
RBI	--	--	--
Walks	--	--	--
Stolen Bases	--	--	--

CAREER HIGHS

Category	High	Opponent (Last)	Date
Hits	--	--	--
Runs	--	--	--
Doubles	--	--	--
Triples	--	--	--
Home Runs	--	--	--
RBI	--	--	--
Walks	--	--	--
Stolen Bases	--	--	--



5 KENDALL DIGGS

SEASON HIGHS

Category	High	Opponent (Last)	Date
Hits	1	3x (vs. #9 Oklahoma State)	2/19/23
Runs	2	vs. #9 Oklahoma State	2/19/23
Doubles	--	--	--
Triples	--	--	--
Home Runs	1	vs. #15 TCU	2/18/23
RBI	2	vs. Texas	2/17/23
Walks	1	vs. #15 TCU	2/18/23
Stolen Bases	--	--	--

CAREER HIGHS

Category	High	Opponent (Last)	Date
Hits	3	Arkansas State	4/20/22
Runs	2	3x (vs. #9 Oklahoma State)	2/19/23
Doubles	1	UCA	4/5/22
Triples	--	--	--
Home Runs	1	4x (vs. #15 TCU)	2/18/23
RBI	4	Little Rock	3/29/22
Walks	2	4x (at #19 Auburn)	5/7/22
Stolen Bases	1	at Mizzou	3/27/22




6 CALEB CALI

SEASON HIGHS

Category	High	Opponent (Last)	Date
Hits	--	--	--
Runs	--	--	--
Doubles	--	--	--
Triples	--	--	--
Home Runs	--	--	--
RBI	--	--	--
Walks	--	--	--
Stolen Bases	--	--	--

CAREER HIGHS

Category	High	Opponent (Last)	Date
Hits	--	--	--
Runs	--	--	--
Doubles	--	--	--
Triples	--	--	--
Home Runs	--	--	--
RBI	--	--	--
Walks	--	--	--
Stolen Bases	--	--	--



8 JACE BOHROFEN

SEASON HIGHS

Category	High	Opponent (Last)	Date
Hits	2	vs. #9 Oklahoma State	2/19/23
Runs	2	vs. #9 Oklahoma State	2/19/23
Doubles	--	--	--
Triples	--	--	--
Home Runs	--	--	--
RBI	--	--	--
Walks	1	2x (vs. #9 Oklahoma State)	2/19/23
Stolen Bases	--	--	--

CAREER HIGHS

Category	High	Opponent (Last)	Date
Hits	3	3x (Southeastern)	3/5/22
Runs	3	Arkansas State	4/20/22
Doubles	2	2x (Arkansas State)	4/20/22
Triples	1	4x (Southeastern)	3/5/22
Home Runs	2	UCA	4/5/22
RBI	6	UT Arlington	3/9/21
Walks	3	at #11 Oklahoma State	3/30/21
Stolen Bases	1	vs. #2 Texas	5/27/21



10 PEYTON STOVALL

SEASON HIGHS

Category	High	Opponent (Last)	Date
Hits	1	2x (vs. #9 Oklahoma State)	2/19/23
Runs	3	vs. #9 Oklahoma State	2/19/23
Doubles	--	--	--
Triples	--	--	--
Home Runs	--	--	--
RBI	2	vs. #9 Oklahoma State	2/19/23
Walks	2	vs. #9 Oklahoma State	2/19/23
Stolen Bases	--	--	--

CAREER HIGHS

Category	High	Opponent (Last)	Date
Hits	5	vs. #25 Auburn	6/21/22
Runs	4	UCA	4/5/22
Doubles	2	at Texas A&M	4/24/22
Triples	--	--	--
Home Runs	1	6x (vs. Ole Miss)	6/20/22
RBI	4	vs. #2 Stanford	6/18/22
Walks	2	3x (vs. #9 Oklahoma State)	2/19/23
Stolen Bases	1	#15 LSU	4/14/22



9 JOHN BOLTON

SEASON HIGHS

Category	High	Opponent (Last)	Date
Hits	2	vs. Texas	2/17/23
Runs	1	vs. #9 Oklahoma State	2/19/23
Doubles	1	vs. Texas	2/17/23
Triples	--	--	--
Home Runs	--	--	--
RBI	2	vs. #9 Oklahoma State	2/19/23
Walks	--	--	--
Stolen Bases	--	--	--

CAREER HIGHS

Category	High	Opponent (Last)	Date
Hits	2	21x (vs. Texas)	2/17/23
Runs	4	Bellarmine	3/1/22
Doubles	2	Murray State	5/6/22
Triples	--	--	--
Home Runs	1	Morehead State	5/21/22
RBI	2	6x (vs. #9 Oklahoma State)	2/19/23
Walks	4	Bellarmine	3/1/22
Stolen Bases	2	3x (Murray State)	5/8/22



11 JARED WEGNER

SEASON HIGHS

Category	High	Opponent (Last)	Date
Hits	3	vs. #15 TCU	2/18/23
Runs	2	vs. #9 Oklahoma State	2/19/23
Doubles	1	vs. #15 TCU	2/18/23
Triples	2	vs. #9 Oklahoma State	2/19/23
Home Runs	1	2x (vs. #9 Oklahoma State)	2/19/23
RBI	5	vs. #9 Oklahoma State	2/19/23
Walks	1	2x (vs. #9 Oklahoma State)	2/19/23
Stolen Bases	--	--	--

CAREER HIGHS

Category	High	Opponent (Last)	Date
Hits	4	2x (Seton Hall)	4/23/22
Runs	3	4x (vs. Xavier)	5/27/22
Doubles	2	2x (Butler)	5/14/22
Triples	1	4x (vs. #9 Oklahoma State)	2/19/23
Home Runs	2	The Citadel	4/2/22
RBI	7	Seton Hall	4/23/22
Walks	4	Arizona	4/19/22
Stolen Bases	2	St. Thomas	3/6/22



12 TAVIAN JOSENBARGER

SEASON HIGHS

Category	High	Opponent (Last)	Date
Hits	2	vs. #9 Oklahoma State	2/19/23
Runs	2	vs. #9 Oklahoma State	2/19/23
Doubles	1	vs. #9 Oklahoma State	2/19/23
Triples	--	--	--
Home Runs	1	vs. #9 Oklahoma State	2/19/23
RBI	2	vs. #9 Oklahoma State	2/19/23
Walks	1	vs. Texas	2/17/23
Stolen Bases	--	--	--

CAREER HIGHS

Category	High	Opponent (Last)	Date
Hits	6	at Oklahoma	4/10/21
Runs	3	5x (Texas Southern)	4/20/22
Doubles	1	22x (vs. #9 Oklahoma State)	2/19/23
Triples	1	6x (Omaha)	4/12/22
Home Runs	2	at Charleston Southern	3/9/22
RBI	4	at Charleston Southern	3/9/22
Walks	3	at Charleston Southern	3/8/22
Stolen Bases	2	3x (at Missouri State)	3/16/22




15 BEN McLAUGHLIN

SEASON HIGHS

Category	High	Opponent (Last)	Date
Hits	--	--	--
Runs	--	--	--
Doubles	--	--	--
Triples	--	--	--
Home Runs	--	--	--
RBI	--	--	--
Walks	--	--	--
Stolen Bases	--	--	--

CAREER HIGHS

Category	High	Opponent (Last)	Date
Hits	--	--	--
Runs	--	--	--
Doubles	--	--	--
Triples	--	--	--
Home Runs	--	--	--
RBI	--	--	--
Walks	--	--	--
Stolen Bases	--	--	--



13 JAYSON JONES

SEASON HIGHS

Category	High	Opponent (Last)	Date
Hits	1	vs. #15 TCU	2/18/23
Runs	2	vs. #9 Oklahoma State	2/19/23
Doubles	--	--	--
Triples	--	--	--
Home Runs	1	vs. #15 TCU	2/18/23
RBI	1	vs. #15 TCU	2/18/23
Walks	3	vs. #9 Oklahoma State	2/19/23
Stolen Bases	--	--	--

CAREER HIGHS

Category	High	Opponent (Last)	Date
Hits	1	vs. #15 TCU	2/18/23
Runs	2	vs. #9 Oklahoma State	2/19/23
Doubles	--	--	--
Triples	--	--	--
Home Runs	1	vs. #15 TCU	2/18/23
RBI	1	vs. #15 TCU	2/18/23
Walks	3	vs. #9 Oklahoma State	2/19/23
Stolen Bases	--	--	--



16 HUDSON POLK

SEASON HIGHS

Category	High	Opponent (Last)	Date
Hits	1	vs. #15 TCU	2/18/23
Runs	1	vs. #15 TCU	2/18/23
Doubles	--	--	--
Triples	--	--	--
Home Runs	1	vs. #15 TCU	2/18/23
RBI	1	vs. #15 TCU	2/18/23
Walks	--	--	--
Stolen Bases	--	--	--

CAREER HIGHS

Category	High	Opponent (Last)	Date
Hits	3	Pacific	4/16/22
Runs	1	7x (vs. #15 TCU)	2/18/23
Doubles	1	2x (at Kansas)	4/24/22
Triples	1	Pacific	4/16/22
Home Runs	1	2x (vs. #15 TCU)	2/18/23
RBI	2	3x (at Kansas)	4/24/22
Walks	2	2x (at Oral Roberts)	4/26/22
Stolen Bases	1	UTSA	3/13/22



17 BRADY SLAVENS

SEASON HIGHS

Category	High	Opponent (Last)	Date
Hits	2	vs. Texas	2/17/23
Runs	1	3x (vs. #9 Oklahoma State)	2/19/23
Doubles	1	3x (vs. #9 Oklahoma State)	2/19/23
Triples	--	--	--
Home Runs	--	--	--
RBI	2	vs. #9 Oklahoma State	2/19/23
Walks	1	vs. #9 Oklahoma State	2/19/23
Stolen Bases	--	--	--

CAREER HIGHS

Category	High	Opponent (Last)	Date
Hits	4	2x (Arkansas State)	4/19/22
Runs	3	4x (Arkansas State)	4/19/22
Doubles	2	at Louisiana Tech	3/13/21
Triples	1	6x (UAPB)	4/12/21
Home Runs	2	5x (#24 Vanderbilt)	5/13/22
RBI	6	UAPB	4/12/22
Walks	2	12x (at #6 Oklahoma State)	6/5/22
Stolen Bases	2	Rhode Island	3/17/19



18 REESE ROBINETT

SEASON HIGHS

Category	High	Opponent (Last)	Date
Hits	1	vs. #9 Oklahoma State	2/19/23
Runs	1	vs. #9 Oklahoma State	2/19/23
Doubles	--	--	--
Triples	--	--	--
Home Runs	--	--	--
RBI	--	--	--
Walks	--	--	--
Stolen Bases	--	--	--

CAREER HIGHS

Category	High	Opponent (Last)	Date
Hits	1	vs. #9 Oklahoma State	2/19/23
Runs	1	vs. #9 Oklahoma State	2/19/23
Doubles	--	--	--
Triples	--	--	--
Home Runs	--	--	--
RBI	--	--	--
Walks	--	--	--
Stolen Bases	--	--	--



21 HUNTER GRIMES

SEASON HIGHS

Category	High	Opponent (Last)	Date
Hits	1	vs. #9 Oklahoma State	2/19/23
Runs	1	vs. #9 Oklahoma State	2/19/23
Doubles	--	--	--
Triples	--	--	--
Home Runs	--	--	--
RBI	--	--	--
Walks	--	--	--
Stolen Bases	--	--	--

CAREER HIGHS

Category	High	Opponent (Last)	Date
Hits	4	vs. Western Kentucky	5/24/19
Runs	4	vs. Western Kentucky	5/24/19
Doubles	1	2x (vs. Western Kentucky)	5/24/19
Triples	--	--	--
Home Runs	2	at Louisiana Tech	4/5/19
RBI	3	Lamar	4/9/19
Walks	1	4x (Quinnipiac)	2/14/20
Stolen Bases	--	--	--



24 PEYTON HOLT

SEASON HIGHS

Category	High	Opponent (Last)	Date
Hits	1	vs. #9 Oklahoma State	2/19/23
Runs	--	--	--
Doubles	--	--	--
Triples	--	--	--
Home Runs	--	--	--
RBI	1	vs. #9 Oklahoma State	2/19/23
Walks	--	--	--
Stolen Bases	--	--	--

CAREER HIGHS

Category	High	Opponent (Last)	Date
Hits	1	vs. #9 Oklahoma State	2/19/23
Runs	--	--	--
Doubles	--	--	--
Triples	--	--	--
Home Runs	--	--	--
RBI	1	vs. #9 Oklahoma State	2/19/23
Walks	--	--	--
Stolen Bases	--	--	--



26 MASON NEVILLE

SEASON HIGHS

Category	High	Opponent (Last)	Date
Hits	1	vs. #9 Oklahoma State	2/19/23
Runs	--	--	--
Doubles	--	--	--
Triples	--	--	--
Home Runs	--	--	--
RBI	--	--	--
Walks	1	vs. #9 Oklahoma State	2/19/23
Stolen Bases	--	--	--

CAREER HIGHS

Category	High	Opponent (Last)	Date
Hits	1	vs. #9 Oklahoma State	2/19/23
Runs	--	--	--
Doubles	--	--	--
Triples	--	--	--
Home Runs	--	--	--
RBI	--	--	--
Walks	1	vs. #9 Oklahoma State	2/19/23
Stolen Bases	--	--	--



43 CAL KILGORE

SEASON HIGHS

Category	High	Opponent (Last)	Date
Hits	--	--	--
Runs	--	--	--
Doubles	--	--	--
Triples	--	--	--
Home Runs	--	--	--
RBI	--	--	--
Walks	--	--	--
Stolen Bases	--	--	--

CAREER HIGHS

Category	High	Opponent (Last)	Date
Hits	3	Utah Tech	5/1/22
Runs	2	3x (at Utah Valley)	5/19/22
Doubles	1	8x (vs. Sacramento State)	5/27/22
Triples	--	--	--
Home Runs	--	--	--
RBI	2	2x (UTRGV)	4/16/22
Walks	2	at Nebraska	3/15/22
Stolen Bases	1	5x (vs. Abilene Christian)	5/28/22




44 PARKER ROWLAND

SEASON HIGHS

Category	High	Opponent (Last)	Date
Hits	--	--	--
Runs	1	vs. #9 Oklahoma State	2/19/23
Doubles	--	--	--
Triples	--	--	--
Home Runs	--	--	--
RBI	2	vs. #9 Oklahoma State	2/19/23
Walks	1	vs. #9 Oklahoma State	2/19/23
Stolen Bases	--	--	--

CAREER HIGHS


Category	High	Opponent (Last)	Date
Hits	2	at Ole Miss	5/4/21
Runs	1	6x (vs. #9 Oklahoma State)	2/19/23
Doubles	1	at Ole Miss	5/4/21
Triples	--	--	--
Home Runs	--	--	--
RBI	2	2x (vs. #9 Oklahoma State)	2/19/23
Walks	1	5x (vs. #9 Oklahoma State)	2/19/23
Stolen Bases	--	--	--

**22 JAXON WIGGINS****SEASON HIGHS**

Category	High	Opponent (Last)	Date
Innings	--	--	--
Longest Start	--	--	--
Shortest Start	--	--	--
Longest Relief	--	--	--
Hits	--	--	--
Runs	--	--	--
Earned Runs	--	--	--
Walks	--	--	--
Strikeouts	--	--	--

CAREER HIGHS


Category	High	Opponent (Last)	Date
Innings	7.1	Missouri	3/27/22
Longest Start	7.1	Missouri	3/27/22
Shortest Start	0.1	at Texas A&M	4/24/22
Longest Relief	2.0	2x (Texas A&M)	4/18/21
Hits	9	2x (#15 LSU)	4/16/22
Runs	7	at Florida	4/9/22
Earned Runs	7	at Florida	4/9/22
Walks	4	3x (Kentucky)	3/20/22
Strikeouts	9	#15 LSU	4/16/22

**28 KOTY FRANK****SEASON HIGHS**

Category	High	Opponent (Last)	Date
Innings	1.1	vs. Texas	2/17/23
Longest Start	--	--	--
Shortest Start	--	--	--
Longest Relief	1.1	vs. Texas	2/17/23
Hits	2	vs. Texas	2/17/23
Runs	0	2x (vs. #9 Oklahoma State)	2/19/23
Earned Runs	0	2x (vs. #9 Oklahoma State)	2/19/23
Walks	0	2x (vs. #9 Oklahoma State)	2/19/23
Strikeouts	1	vs. #9 Oklahoma State	2/19/23

CAREER HIGHS

Category	High	Opponent (Last)	Date
Innings	6.2	2x (BYU)	4/14/22
Longest Start	6.2	2x (BYU)	4/14/22
Shortest Start	4.0	Iowa	5/1/22
Longest Relief	4.2	Sam Houston	2/18/22
Hits	10	Michigan	3/25/22
Runs	6	Michigan	3/25/22
Earned Runs	6	Michigan	3/25/22
Walks	4	at Indiana	4/24/22
Strikeouts	10	vs. Northwestern State	3/4/22

**25 BRADY TYGART****SEASON HIGHS**

Category	High	Opponent (Last)	Date
Innings	1.2	vs. Texas	2/17/23
Longest Start	--	--	--
Shortest Start	--	--	--
Longest Relief	1.2	vs. Texas	2/17/23
Hits	0	vs. Texas	2/17/23
Runs	0	vs. Texas	2/17/23
Earned Runs	0	vs. Texas	2/17/23
Walks	0	vs. Texas	2/17/23
Strikeouts	3	vs. Texas	2/17/23

CAREER HIGHS


Category	High	Opponent (Last)	Date
Innings	3.2	Mississippi State	4/3/22
Longest Start	--	--	--
Shortest Start	--	--	--
Longest Relief	3.2	Mississippi State	4/3/22
Hits	4	2x (at #6 Oklahoma State)	6/5/22
Runs	4	at #6 Oklahoma State	6/5/22
Earned Runs	4	at #6 Oklahoma State	6/5/22
Walks	4	Ole Miss	5/1/22
Strikeouts	7	Mississippi State	4/3/22

**29 AUSTIN LEDBETTER****SEASON HIGHS**

Category	High	Opponent (Last)	Date
Innings	0.1	vs. #15 TCU	2/18/23
Longest Start	--	--	--
Shortest Start	--	--	--
Longest Relief	0.1	vs. #15 TCU	2/18/23
Hits	2	vs. #15 TCU	2/18/23
Runs	3	vs. #15 TCU	2/18/23
Earned Runs	3	vs. #15 TCU	2/18/23
Walks	1	vs. #15 TCU	2/18/23
Strikeouts	0	vs. #15 TCU	2/18/23

CAREER HIGHS

Category	High	Opponent (Last)	Date
Innings	3.0	UIC	3/10/22
Longest Start	3.0	UIC	3/10/22
Shortest Start	2.1	Grambling	3/16/22
Longest Relief	2.2	Southeastern Louisiana	3/4/22
Hits	5	Grambling	3/16/22
Runs	3	2x (vs. #15 TCU)	2/18/23
Earned Runs	3	2x (vs. #15 TCU)	2/18/23
Walks	1	2x (vs. #15 TCU)	2/18/23
Strikeouts	5	Southeastern Louisiana	3/4/22




31 DYLAN CARTER

SEASON HIGHS

Category	High	Opponent (Last)	Date
Innings	1.1	vs. #15 TCU	2/18/23
Longest Start	--	--	--
Shortest Start	--	--	--
Longest Relief	1.1	vs. #15 TCU	2/18/23
Hits	2	vs. #15 TCU	2/18/23
Runs	3	vs. #15 TCU	2/18/23
Earned Runs	3	vs. #15 TCU	2/18/23
Walks	0	vs. #15 TCU	2/18/23
Strikeouts	1	vs. #15 TCU	2/18/23

CAREER HIGHS

Category	High	Opponent (Last)	Date
Innings	1.1	vs. #15 TCU	2/18/23
Longest Start	--	--	--
Shortest Start	--	--	--
Longest Relief	1.1	vs. #15 TCU	2/18/23
Hits	2	vs. #15 TCU	2/18/23
Runs	3	vs. #15 TCU	2/18/23
Earned Runs	3	vs. #15 TCU	2/18/23
Walks	0	vs. #15 TCU	2/18/23
Strikeouts	1	vs. #15 TCU	2/18/23



33 HAGEN SMITH

SEASON HIGHS

Category	High	Opponent (Last)	Date
Innings	5.0	vs. Texas	2/17/23
Longest Start	5.0	--	--
Shortest Start	--	--	--
Longest Relief	--	--	--
Hits	1	vs. Texas	2/17/23
Runs	0	vs. Texas	2/17/23
Earned Runs	0	vs. Texas	2/17/23
Walks	2	vs. Texas	2/17/23
Strikeouts	8	vs. Texas	2/17/23

CAREER HIGHS

Category	High	Opponent (Last)	Date
Innings	7.0	2x (LSU)	4/15/22
Longest Start	7.0	2x (LSU)	4/15/22
Shortest Start	1.1	at #6 Oklahoma State	6/4/22
Longest Relief	2.0	at #6 Oklahoma State	6/6/22
Hits	7	2x (Ole Miss)	4/30/22
Runs	7	at Florida	4/8/22
Earned Runs	6	at Florida	4/8/22
Walks	5	at Texas A&M	4/23/22
Strikeouts	9	Southeastern Louisiana	3/5/22



32 ZACK MORRIS

SEASON HIGHS

Category	High	Opponent (Last)	Date
Innings	3.1	vs. #15 TCU	2/18/23
Longest Start	--	--	--
Shortest Start	--	--	--
Longest Relief	3.1	vs. #15 TCU	2/18/23
Hits	3	vs. #15 TCU	2/18/23
Runs	2	vs. #15 TCU	2/18/23
Earned Runs	2	vs. #15 TCU	2/18/23
Walks	1	vs. #15 TCU	2/18/23
Strikeouts	2	vs. #15 TCU	2/18/23

CAREER HIGHS

Category	High	Opponent (Last)	Date
Innings	3.1	2x (vs. #15 TCU)	2/18/23
Longest Start	3.1	at #6 Oklahoma State	6/6/22
Shortest Start	0.2	vs. Ole Miss	6/20/22
Longest Relief	3.1	vs. #15 TCU	2/18/23
Hits	4	at #6 Oklahoma State	6/6/22
Runs	3	(2x) Arkansas State	5/11/21
Earned Runs	3	Texas A&M	4/18/21
Walks	3	2x (at #6 Oklahoma State)	6/6/22
Strikeouts	4	UAPB	4/13/21




34 NICK GRIFFIN

SEASON HIGHS

Category	High	Opponent (Last)	Date
Innings	--	--	--
Longest Start	--	--	--
Shortest Start	--	--	--
Longest Relief	--	--	--
Hits	--	--	--
Runs	--	--	--
Earned Runs	--	--	--
Walks	--	--	--
Strikeouts	--	--	--

CAREER HIGHS

Category	High	Opponent (Last)	Date
Innings	2.0	Arkansas State	4/19/22
Longest Start	--	--	--
Shortest Start	--	--	--
Longest Relief	2.0	Arkansas State	4/19/22
Hits	1	4x (Missouri State)	5/3/22
Runs	1	2x (Missouri State)	5/3/22
Earned Runs	1	2x (Missouri State)	5/3/22
Walks	3	2x (Arkansas State)	4/19/22
Strikeouts	4	Arkansas State	4/19/22




35 JORDAN HUSKEY

SEASON HIGHS

Category	High	Opponent (Last)	Date
Innings	--	--	--
Longest Start	--	--	--
Shortest Start	--	--	--
Longest Relief	--	--	--
Hits	--	--	--
Runs	--	--	--
Earned Runs	--	--	--
Walks	--	--	--
Strikeouts	--	--	--

CAREER HIGHS

Category	High	Opponent (Last)	Date
Innings	--	--	--
Longest Start	--	--	--
Shortest Start	--	--	--
Longest Relief	--	--	--
Hits	--	--	--
Runs	--	--	--
Earned Runs	--	--	--
Walks	--	--	--
Strikeouts	--	--	--



37 JAKE FAHERTY

SEASON HIGHS

Category	High	Opponent (Last)	Date
Innings	--	--	--
Longest Start	--	--	--
Shortest Start	--	--	--
Longest Relief	--	--	--
Hits	--	--	--
Runs	--	--	--
Earned Runs	--	--	--
Walks	--	--	--
Strikeouts	--	--	--

CAREER HIGHS

Category	High	Opponent (Last)	Date
Innings	0.1	UIC	3/10/22
Longest Start	--	--	--
Shortest Start	--	--	--
Longest Relief	0.1	UIC	3/10/22
Hits	0	UIC	3/10/22
Runs	0	UIC	3/10/22
Earned Runs	0	UIC	3/10/22
Walks	1	UIC	3/10/22
Strikeouts	1	UIC	3/10/22



36 PARKER COIL

SEASON HIGHS

Category	High	Opponent (Last)	Date
Innings	1.1	vs. #15 TCU	2/18/23
Longest Start	--	--	--
Shortest Start	--	--	--
Longest Relief	1.1	vs. #15 TCU	2/18/23
Hits	2	vs. #15 TCU	2/18/23
Runs	2	vs. #15 TCU	2/18/23
Earned Runs	2	vs. #15 TCU	2/18/23
Walks	3	vs. #15 TCU	2/18/23
Strikeouts	0	vs. #15 TCU	2/18/23

CAREER HIGHS

Category	High	Opponent (Last)	Date
Innings	1.1	vs. #15 TCU	2/18/23
Longest Start	--	--	--
Shortest Start	--	--	--
Longest Relief	1.1	vs. #15 TCU	2/18/23
Hits	2	vs. #15 TCU	2/18/23
Runs	2	vs. #15 TCU	2/18/23
Earned Runs	2	vs. #15 TCU	2/18/23
Walks	3	vs. #15 TCU	2/18/23
Strikeouts	0	vs. #15 TCU	2/18/23




38 SEAN FITZPATRICK

SEASON HIGHS

Category	High	Opponent (Last)	Date
Innings	0.1	vs. #15 TCU	2/18/23
Longest Start	--	--	--
Shortest Start	--	--	--
Longest Relief	0.1	vs. #15 TCU	2/18/23
Hits	2	vs. #15 TCU	2/18/23
Runs	0	vs. #15 TCU	2/18/23
Earned Runs	0	vs. #15 TCU	2/18/23
Walks	0	vs. #15 TCU	2/18/23
Strikeouts	1	vs. #15 TCU	2/18/23

CAREER HIGHS

Category	High	Opponent (Last)	Date
Innings	0.1	vs. #15 TCU	2/18/23
Longest Start	--	--	--
Shortest Start	--	--	--
Longest Relief	0.1	vs. #15 TCU	2/18/23
Hits	2	vs. #15 TCU	2/18/23
Runs	0	vs. #15 TCU	2/18/23
Earned Runs	0	vs. #15 TCU	2/18/23
Walks	0	vs. #15 TCU	2/18/23
Strikeouts	1	vs. #15 TCU	2/18/23




39 HUNTER HOLLAN

SEASON HIGHS

Category	High	Opponent (Last)	Date
Innings	4.0	vs. #9 Oklahoma State	2/19/23
Longest Start	4.0	vs. #9 Oklahoma State	2/19/23
Shortest Start	--	--	--
Longest Relief	--	--	--
Hits	3	vs. #9 Oklahoma State	2/19/23
Runs	1	vs. #9 Oklahoma State	2/19/23
Earned Runs	1	vs. #9 Oklahoma State	2/19/23
Walks	2	vs. #9 Oklahoma State	2/19/23
Strikeouts	5	vs. #9 Oklahoma State	2/19/23

CAREER HIGHS

Category	High	Opponent (Last)	Date
Innings	4.0	vs. #9 Oklahoma State	2/19/23
Longest Start	4.0	vs. #9 Oklahoma State	2/19/23
Shortest Start	--	--	--
Longest Relief	--	--	--
Hits	3	vs. #9 Oklahoma State	2/19/23
Runs	1	vs. #9 Oklahoma State	2/19/23
Earned Runs	1	vs. #9 Oklahoma State	2/19/23
Walks	2	vs. #9 Oklahoma State	2/19/23
Strikeouts	5	vs. #9 Oklahoma State	2/19/23




41 WILL McENTIRE

SEASON HIGHS

Category	High	Opponent (Last)	Date
Innings	1.1	vs. #15 TCU	2/18/23
Longest Start	1.1	vs. #15 TCU	2/18/23
Shortest Start	--	--	--
Longest Relief	--	--	--
Hits	5	vs. #15 TCU	2/18/23
Runs	4	vs. #15 TCU	2/18/23
Earned Runs	4	vs. #15 TCU	2/18/23
Walks	1	vs. #15 TCU	2/18/23
Strikeouts	0	vs. #15 TCU	2/18/23

CAREER HIGHS

Category	High	Opponent (Last)	Date
Innings	7.0	vs. #25 Auburn	6/21/22
Longest Start	7.0	vs. #25 Auburn	6/21/22
Shortest Start	1.1	vs. #15 TCU	2/18/23
Longest Relief	5.1	at #6 Oklahoma State	6/5/22
Hits	8	at Alabama	5/19/22
Runs	4	vs. #15 TCU	2/18/23
Earned Runs	4	vs. #15 TCU	2/18/23
Walks	4	2x (at #6 Oklahoma State)	6/5/22
Strikeouts	9	vs. #25 Auburn	6/21/22




40 BEN BYBEE

SEASON HIGHS

Category	High	Opponent (Last)	Date
Innings	0.1	vs. #15 TCU	2/18/23
Longest Start	--	--	--
Shortest Start	--	--	--
Longest Relief	0.1	vs. #15 TCU	2/18/23
Hits	0	vs. #15 TCU	2/18/23
Runs	0	vs. #15 TCU	2/18/23
Earned Runs	0	vs. #15 TCU	2/18/23
Walks	0	vs. #15 TCU	2/18/23
Strikeouts	1	vs. #15 TCU	2/18/23

CAREER HIGHS

Category	High	Opponent (Last)	Date
Innings	0.1	vs. #15 TCU	2/18/23
Longest Start	--	--	--
Shortest Start	--	--	--
Longest Relief	0.1	vs. #15 TCU	2/18/23
Hits	0	vs. #15 TCU	2/18/23
Runs	0	vs. #15 TCU	2/18/23
Earned Runs	0	vs. #15 TCU	2/18/23
Walks	0	vs. #15 TCU	2/18/23
Strikeouts	1	vs. #15 TCU	2/18/23




45 GAGE WOOD

SEASON HIGHS

Category	High	Opponent (Last)	Date
Innings	1.0	vs. #9 Oklahoma State	2/19/23
Longest Start	--	--	--
Shortest Start	--	--	--
Longest Relief	1.0	vs. #9 Oklahoma State	2/19/23
Hits	1	vs. #15 TCU	2/18/23
Runs	0	2x (vs. #9 Oklahoma State)	2/19/23
Earned Runs	0	2x (vs. #9 Oklahoma State)	2/19/23
Walks	2	vs. #15 TCU	2/18/23
Strikeouts	3	vs. #9 Oklahoma State	2/19/23

CAREER HIGHS

Category	High	Opponent (Last)	Date
Innings	1.0	vs. #9 Oklahoma State	2/19/23
Longest Start	--	--	--
Shortest Start	--	--	--
Longest Relief	1.0	vs. #9 Oklahoma State	2/19/23
Hits	1	vs. #15 TCU	2/18/23
Runs	0	2x (vs. #9 Oklahoma State)	2/19/23
Earned Runs	0	2x (vs. #9 Oklahoma State)	2/19/23
Walks	2	vs. #15 TCU	2/18/23
Strikeouts	3	vs. #9 Oklahoma State	2/19/23




46 CHRISTIAN FOUTCH

SEASON HIGHS

Category	High	Opponent (Last)	Date
Innings	--	--	--
Longest Start	--	--	--
Shortest Start	--	--	--
Longest Relief	--	--	--
Hits	--	--	--
Runs	--	--	--
Earned Runs	--	--	--
Walks	--	--	--
Strikeouts	--	--	--

CAREER HIGHS

Category	High	Opponent (Last)	Date
Innings	--	--	--
Longest Start	--	--	--
Shortest Start	--	--	--
Longest Relief	--	--	--
Hits	--	--	--
Runs	--	--	--
Earned Runs	--	--	--
Walks	--	--	--
Strikeouts	--	--	--




49 CODY ADCOCK

SEASON HIGHS

Category	High	Opponent (Last)	Date
Innings	1.0	2x (vs. #9 Oklahoma State)	2/19/23
Longest Start	--	--	--
Shortest Start	--	--	--
Longest Relief	1.0	2x (vs. #9 Oklahoma State)	2/19/23
Hits	2	vs. Texas	2/17/23
Runs	2	vs. Texas	2/17/23
Earned Runs	2	vs. Texas	2/17/23
Walks	0	2x (vs. #9 Oklahoma State)	2/19/23
Strikeouts	2	vs. Texas	2/17/23

CAREER HIGHS

Category	High	Opponent (Last)	Date
Innings	4.1	vs. Arkansas	5/29/21
Longest Start	4.1	vs. Arkansas	5/29/21
Shortest Start	2.0	Arkansas State	5/4/21
Longest Relief	2.0	3x (UT Martin)	5/18/21
Hits	5	vs. Arkansas	5/29/21
Runs	4	at Louisiana Tech	3/16/21
Earned Runs	3	2x (Southern Miss)	6/7/21
Walks	2	3x (vs. Arkansas)	5/29/21
Strikeouts	3	3x (UT Martin)	5/18/21




48 COOPER DOSSETT

SEASON HIGHS

Category	High	Opponent (Last)	Date
Innings	0.2	vs. #15 TCU	2/18/23
Longest Start	--	--	--
Shortest Start	--	--	--
Longest Relief	0.2	vs. #15 TCU	2/18/23
Hits	2	vs. #15 TCU	2/18/23
Runs	4	vs. #15 TCU	2/18/23
Earned Runs	4	vs. #15 TCU	2/18/23
Walks	3	vs. #15 TCU	2/18/23
Strikeouts	2	vs. #15 TCU	2/18/23

CAREER HIGHS

Category	High	Opponent (Last)	Date
Innings	0.2	vs. #15 TCU	2/18/23
Longest Start	--	--	--
Shortest Start	--	--	--
Longest Relief	0.2	vs. #15 TCU	2/18/23
Hits	2	vs. #15 TCU	2/18/23
Runs	4	vs. #15 TCU	2/18/23
Earned Runs	4	vs. #15 TCU	2/18/23
Walks	3	vs. #15 TCU	2/18/23
Strikeouts	2	vs. #15 TCU	2/18/23



55 JOSH HYNEMAN

SEASON HIGHS

Category	High	Opponent (Last)	Date
Innings	--	--	--
Longest Start	--	--	--
Shortest Start	--	--	--
Longest Relief	--	--	--
Hits	--	--	--
Runs	--	--	--
Earned Runs	--	--	--
Walks	--	--	--
Strikeouts	--	--	--

CAREER HIGHS

Category	High	Opponent (Last)	Date
Innings	--	--	--
Longest Start	--	--	--
Shortest Start	--	--	--
Longest Relief	--	--	--
Hits	--	--	--
Runs	--	--	--
Earned Runs	--	--	--
Walks	--	--	--
Strikeouts	--	--	--

A ||| OVERALL STATISTICS

Record: 2-1 Home: 0-0 Away: 0-0 Neutral: 2-1 SEC: 0-0

Player	avg	gp-gs	ab	r	h	2b	3b	hr	rbi	tb	slg%	bb	hp	so	gdp	ob%	sf	sh	sb-att	po	a	e	fld%
Jared Wegner	.545	3-3	11	4	6	1	1	2	8	15	1.364	2	1	2	0	.643	0	0	0-0	2	0	0	1.000
Kendall Diggs	.375	3-3	8	3	3	0	0	1	3	6	.750	1	2	1	0	.545	0	0	0-0	0	0	0	.000
John Bolton	.364	3-3	11	1	4	1	0	0	3	5	.455	0	0	4	0	.333	1	0	0-0	3	12	0	1.000
Brady Slavens	.333	3-3	12	3	4	3	0	0	2	7	.583	1	0	4	0	.385	0	0	0-0	15	1	0	1.000
Jace Bohrofen	.333	3-3	9	3	3	0	0	0	0	3	.333	2	0	4	0	.455	0	0	0-0	4	0	0	1.000
Tavian Josenberger	.231	3-3	13	2	3	1	0	1	2	7	.538	1	0	3	0	.286	0	0	0-0	8	0	0	1.000
Peyton Stovall	.222	3-3	9	4	2	0	0	0	2	2	.222	4	1	1	1	.500	0	0	0-0	9	7	0	1.000
Hudson Polk	.125	2-2	8	1	1	0	0	1	1	4	.500	0	0	2	0	.125	0	0	0-0	20	0	0	1.000
Caleb Cali	.000	2-2	8	0	0	0	0	0	0	0	.000	0	0	7	1	.000	0	0	0-0	1	2	1	.750

Hunter Grimes	1.000	1-0	1	1	1	0	0	0	0	1	1.000	0	0	0	0	1.000	0	0	0-0	0	0	0	.000
Mason Neville	1.000	2-0	1	0	1	0	0	0	0	1	1.000	1	0	0	0	1.000	0	0	0-0	1	0	0	1.000
Reese Robinett	1.000	1-0	1	1	1	0	0	0	0	1	1.000	0	0	0	0	1.000	0	0	0-0	0	0	0	.000
Peyton Holt	.500	1-0	2	0	1	0	0	0	1	1	.500	0	0	0	0	.500	0	0	0-0	0	0	0	.000
Jayson Jones	.250	2-1	4	3	1	0	0	1	1	4	1.000	3	0	1	0	.571	0	0	0-0	0	2	0	1.000
Parker Rowland	.000	1-1	3	1	0	0	0	0	2	0	.000	1	0	2	0	.200	1	0	0-0	10	0	0	1.000
Harold Coll	.000	2-0	1	0	0	0	0	0	1	0	.000	0	0	1	0	.000	1	0	0-0	0	0	0	.000
Ben McLaughlin	.000	1-0	1	0	0	0	0	0	0	0	.000	0	0	0	0	.000	1	0	0-0	2	0	0	1.000
Totals	.301	3	103	27	31	6	1	6	26	57	.553	16	4	32	2	.405	3	0	0-0	75	27	1	.990
Opponents	.289	3	97	21	28	5	0	2	20	39	.402	15	4	30	2	.395	3	1	8-9	75	18	4	.959

LOB - Team (25), Opp (24). DPs turned - Team (2), Opp (2). CI - Team (0), Opp (1). Picked off - Stovall 1.

(All games Sorted by Earned run avg)

Player	era	w-l	app	gs	cg	sho	sv	ip	h	r	er	bb	so	2b	3b	hr	b/avg	wp	hp	bk	sfa	sha
Hagen Smith	0.00	0-0	1	1	0	0/0	0	5.0	1	0	0	2	8	0	0	0	.071	0	0	0	0	1
Hunter Hollan	2.25	1-0	1	1	0	0/0	0	4.0	3	1	1	2	5	1	0	0	.214	0	1	0	1	0
Zack Morris	5.40	0-1	1	0	0	0/0	0	3.1	3	2	2	1	2	0	0	0	.231	0	0	0	0	0

Koty Frank	0.00	0-0	2	0	0	0/0	0	2.1	3	0	0	0	1	0	0	0	.300	1	0	0	0	0
Brady Tygart	0.00	0-0	1	0	0	0/0	1	1.2	0	0	0	0	3	0	0	0	.000	0	0	0	0	0
Gage Wood	0.00	0-0	2	0	0	0/0	0	1.0	1	0	0	2	3	0	0	0	.250	0	0	0	0	0
Sean Fitzpatrick	0.00	0-0	1	0	0	0/0	0	0.1	2	0	0	0	1	1	0	0	.667	1	0	0	0	0
Ben Bybee	0.00	0-0	1	0	0	0/0	0	0.1	0	0	0	0	1	0	0	0	.000	0	1	0	0	0
Cody Adcock	9.00	1-0	2	0	0	0/0	0	2.0	2	2	2	0	3	1	0	1	.250	0	0	0	0	0
Parker Coil	13.50	0-0	1	0	0	0/0	0	1.1	2	2	2	3	0	0	0	1	.667	0	0	0	2	0
Dylan Carter	20.25	0-0	1	0	0	0/0	0	1.1	2	3	3	0	1	1	0	0	.333	0	1	0	0	0
Will McEntire	27.00	0-0	1	1	0	0/0	0	1.1	5	4	4	1	0	1	0	0	.556	0	0	0	0	0
Cooper Dossett	54.00	0-0	1	0	0	0/0	0	0.2	2	4	4	3	2	0	0	0	.500	0	1	0	0	0
Austin Ledbetter	81.00	0-0	1	0	0	0/0	0	0.1	2	3	3	1	0	0	0	0	.667	0	0	0	0	0
Totals	7.56	2-1	3	3	0	0/0	1	25.0	28	21	21	15	30	5	0	2	.289	2	4	0	3	1
Opponents	7.92	1-2	3	3	0	0/0	0	25.0	31	27	22	16	32	6	1	6	.301	3	4	0	3	0

PB - Team (0), Opp (1). Pickoffs - Team (0), Opp (1). SBA/ATT - Polk (8-8), Morris (2-2), Tygart (2-2), Wood (2-2), Coil (1-2), McEntire (1-1).

Score by innings	1	2	3	4	5	6	7	8	9	Total
Arkansas	3	6	5	0	5	1	6	0	1	27
Opponents	3	1	0	1	2	4	3	3	4	21

Record when ...

Overall	2-1	After 6 leading	1-0
Conference	0-0 trailing	0-1
Non-Conference	2-1 tied	1-0
Home games	0-0	After 7 leading	1-0
Away games	0-0 trailing	0-1
Neutral site	2-1 tied	0-0
Day games	2-1	After 8 leading	1-0
Night games	0-0 trailing	0-1
vs Left starter	1-0 tied	0-0
vs Right starter	1-1		
1-Run games	1-0	Hit 0 home runs	1-0
2-Run games	0-0	... 1 home run	0-0
5+Run games	1-1	... 2+ home runs	1-1
Extra innings	0-0		
Shutouts	0-0	Opponent 0 home runs	1-0
	 1 home run	1-1
Scoring 0-2 runs	0-0 2+ HRs	0-0
..... 3-5 runs	1-0		
..... 6-9 runs	0-1	Made 0 errors	1-1
..... 10+ runs	1-0 1 error	1-0
	 2+ errors	0-0
Opponent 0-2 runs	2-0		
..... 3-5 runs	0-0	Opp. made 0 errors	0-0
..... 6-9 runs	0-0 1 error	2-0
..... 10+ runs	0-1 2+ errors	0-1
Scored in 1st inning	0-1	Out-hit opponent	2-0
Opp. scored in 1st	0-1	Out-hit by opponent	0-1
Scores first	2-0	Hits are tied	0-0
Opp. scores first	0-1		

Record when team scores:

Runs	0	1	2	3	4	5	6	7	8	9	10+
W-L	0-0	0-0	0-0	1-0	0-0	0-0	0-1	0-0	0-0	0-0	1-0

Record when opponent scores:

Runs	0	1	2	3	4	5	6	7	8	9	10+
W-L	0-0	1-0	1-0	0-0	0-0	0-0	0-0	0-0	0-0	0-0	0-1

Record when leading after:

Inn.	1	2	3	4	5	6	7	8
W-L	0-0	1-0	1-0	1-0	1-0	1-0	1-0	1-0

Record when trailing after:

Inn.	1	2	3	4	5	6	7	8
W-L	0-0	0-0	0-0	0-0	0-1	0-1	0-1	0-1

Record when tied after:

Inn.	1	2	3	4	5	6	7	8
W-L	2-1	1-1	1-1	1-1	1-0	1-0	0-0	0-0

Current winning streak: 1

Longest winning streak: 1

Longest losing streak: 1

Home attendance : 0 (0 dates avg = 0)

Away attendance : 36016 (3 dates avg = 12005)

Total attendance: 36016 (3 dates avg = 12005)

**Starting Lineup By Position
(Team W-L record when starter)**

PITCHER:		
Will McEntire	1	(0-1)
Hagen Smith	1	(1-0)
Hunter Hollan	1	(1-0)
CATCHER:		
Hudson Polk	2	(1-1)
Parker Rowland	1	(1-0)
FIRST BASE:		
Brady Slavens	3	(2-1)
SECOND BASE:		
Peyton Stovall	3	(2-1)
THIRD BASE:		
Caleb Cali	2	(1-1)
Jayson Jones	1	(1-0)
SHORTSTOP:		
John Bolton	3	(2-1)
LEFT FIELD:		
Jared Wegner	3	(2-1)
CENTER FIELD:		
Tavian Josenberger	3	(2-1)
RIGHT FIELD:		
Jace Bohrofen	3	(2-1)
DESIGNATED HITTER:		
Kendall Diggs	3	(2-1)

**Starting Lineup By Lineup Spot
(Team W-L record when starter)**

LEADOFF:		
Tavian Josenberger	3	(2-1)
2ND SPOT:		
Peyton Stovall	3	(2-1)
3RD SPOT:		
Caleb Cali	2	(1-1)
Jared Wegner	1	(1-0)
CLEANUP:		
Brady Slavens	3	(2-1)
5TH SPOT:		
Jared Wegner	2	(1-1)
Kendall Diggs	1	(1-0)
6TH SPOT:		
Jace Bohrofen	3	(2-1)
7TH SPOT:		
Kendall Diggs	2	(1-1)
Jayson Jones	1	(1-0)
8TH SPOT:		
Hudson Polk	2	(1-1)
Parker Rowland	1	(1-0)
9TH SPOT:		
John Bolton	3	(2-1)

STARTERS SUMMARY

Player	GS	Position											Batting Order								
		p	c	1b	2b	3b	ss	lf	cf	rf	of	dh	1st	2nd	3rd	4th	5th	6th	7th	8th	9th
John Bolton	3	3	3
Tavian Josenberge	3	3	.	.	.	3
Jace Bohrofen	3	3	3	.	.	.
Jared Wegner	3	3	1	.	2
Brady Slavens	3	.	.	3	3
Kendall Diggs	3	3	1	.	2	.	.
Peyton Stovall	3	.	.	.	3	3
Caleb Cali	2	2	2
Hudson Polk	2	.	2	2	.
Hagen Smith	1	1
Parker Rowland	1	.	1	1	.
Jayson Jones	1	1	1	.	.
Will McEntire	1	1
Hunter Hollan	1	1



||| MISCELLANEOUS STATS

Multiple Hit Games	2	3	4	5+	Total
Jared Wegner	1	1	-	-	2
Tavian Josenberger	1	-	-	-	1
Brady Slavens	1	-	-	-	1
Jace Bohrofen	1	-	-	-	1
John Bolton	1	-	-	-	1
TEAM	5	1	0	0	6

Multiple RBI Games	2	3	4	5+	Total
Jared Wegner	-	1	-	1	2
Peyton Stovall	1	-	-	-	1
Kendall Diggs	1	-	-	-	1
Tavian Josenberger	1	-	-	-	1
Parker Rowland	1	-	-	-	1
John Bolton	1	-	-	-	1
Brady Slavens	1	-	-	-	1
TEAM	6	1	0	1	8

Hitting Streaks	Longest	Current
Jared Wegner	3	3
Brady Slavens	3	3
John Bolton	3	3
Kendall Diggs	3	3
Peyton Stovall	2	2
Peyton Holt	1	1
Hudson Polk	1	1
Tavian Josenberger	1	1
Hunter Grimes	1	1
Jayson Jones	1	-
Mason Neville	1	1
Jace Bohrofen	1	1
Reese Robinett	1	1

Reached Base Streaks	Longest	Current
Peyton Stovall	3	3
Kendall Diggs	3	3
Jared Wegner	3	3
Brady Slavens	3	3
John Bolton	3	3
Jayson Jones	2	2
Reese Robinett	1	1
Jace Bohrofen	1	1
Peyton Holt	1	1
Hudson Polk	1	1
Tavian Josenberger	1	1
Hunter Grimes	1	1
Parker Rowland	1	1
Mason Neville	1	1

#49 Cody Adcock - 2 appearances (All games)

Date	Opponent	GS	IP	H	R	ER	BB	SO	2B	3B	HR	WP	BK	HBP	IBB	Score	W-L	Sv	ERA	NP
Feb 17	vs Texas		1.0	2	2	2	0	2	1	0	1	0	0	0	0	3-2	1-0	0	18.00	28
Feb 19	vs Oklahoma State		1.0	0	0	0	0	1	0	0	0	0	0	0	0	18-1	1-0	0	9.00	17
Totals		0	2.0	2	2	2	0	3	1	0	1	0	0	0	0	21-3	1-0	0	9.00	-

#8 Jace Bohrofen - 3 games (All games)

Date	Opponent	Pos	AB	R	H	RBI	2B	3B	HR	BB	SB	CS	HBP	SAC	SF	GDP	K	PO	A	E	Avg
Feb 17	vs Texas	*of	3	1	1	0	0	0	0	1	0	0	0	0	0	0	1	0	0	0	.333
Feb 18	vs TCU	*of	3	0	0	0	0	0	0	0	0	0	0	0	0	0	2	4	0	0	.167
Feb 19	vs Oklahoma State	*of	3	2	2	0	0	0	0	1	0	0	0	0	0	0	1	0	0	0	.333
Totals		3gs	9	3	3	0	0	0	0	2	0	0	0	0	0	0	4	4	0	0	.333

On base pct. .455 • Slugging pct. .333

#9 John Bolton - 3 games (All games)

Date	Opponent	Pos	AB	R	H	RBI	2B	3B	HR	BB	SB	CS	HBP	SAC	SF	GDP	K	PO	A	E	Avg
Feb 17	vs Texas	*ss	4	0	2	1	1	0	0	0	0	0	0	0	0	0	1	2	4	0	.500
Feb 18	vs TCU	*ss	4	0	1	0	0	0	0	0	0	0	0	0	0	0	1	1	6	0	.375
Feb 19	vs Oklahoma State	*ss	3	1	1	2	0	0	0	0	0	0	0	0	1	0	2	0	2	0	.364
Totals		3gs	11	1	4	3	1	0	0	0	0	0	0	0	1	0	4	3	12	0	.364

On base pct. .333 • Slugging pct. .455

#40 Ben Bybee - 1 appearance (All games)

Date	Opponent	GS	IP	H	R	ER	BB	SO	2B	3B	HR	WP	BK	HBP	IBB	Score	W-L	Sv	ERA	NP
Feb 18	vs TCU		0.1	0	0	0	0	1	0	0	0	0	0	1	0	6-18	0-0	0	0.00	6
Totals		0	0.1	0	0	0	0	1	0	0	0	0	0	1	0	6-18	0-0	0	0.00	-

#6 Caleb Cali - 2 games (All games)

Date	Opponent	Pos	AB	R	H	RBI	2B	3B	HR	BB	SB	CS	HBP	SAC	SF	GDP	K	PO	A	E	Avg
Feb 17	vs Texas	*3b	5	0	0	0	0	0	0	0	0	0	0	0	0	1	4	1	0	1	.000
Feb 18	vs TCU	*3b	3	0	0	0	0	0	0	0	0	0	0	0	0	0	3	0	2	0	.000
Totals		2gs	8	0	0	0	0	0	0	0	0	0	0	0	0	1	7	1	2	1	.000

On base pct. .000 • Slugging pct. .000

#31 Dylan Carter - 1 appearance (All games)

Date	Opponent	GS	IP	H	R	ER	BB	SO	2B	3B	HR	WP	BK	HBP	IBB	Score	W-L	Sv	ERA	NP
Feb 18	vs TCU		1.1	2	3	3	0	1	1	0	0	0	0	1	0	6-18	0-0	0	20.25	26
Totals		0	1.1	2	3	3	0	1	1	0	0	0	0	1	0	6-18	0-0	0	20.25	-

#36 Parker Coil - 1 game (All games)

Date	Opponent	Pos	AB	R	H	RBI	2B	3B	HR	BB	SB	CS	HBP	SAC	SF	GDP	K	PO	A	E	Avg
Feb 18	vs TCU	p	0	0	0	0	0	0	0	0	0	0	0	0	0	0	0	0	1	0	.000
Totals		0gs	0	0	0	0	0	0	0	0	0	0	0	0	0	0	0	0	1	0	.000

On base pct. .000 • Slugging pct. .000



III INDIVIDUAL GAME-BY-GAME

#36 Parker Coil - 1 appearance (All games)

Date	Opponent	GS	IP	H	R	ER	BB	SO	2B	3B	HR	WP	BK	HBP	IBB	Score	W-L	Sv	ERA	NP
Feb 18	vs TCU		1.1	2	2	2	3	0	0	0	1	0	0	0	0	6-18	0-0	0	13.50	35
Totals		0	1.1	2	2	2	3	0	0	0	1	0	0	0	0	6-18	0-0	0	13.50	-

#1 Harold Coll - 2 games (All games)

Date	Opponent	Pos	AB	R	H	RBI	2B	3B	HR	BB	SB	CS	HBP	SAC	SF	GDP	K	PO	A	E	Avg
Feb 18	vs TCU	ph	1	0	0	0	0	0	0	0	0	0	0	0	0	0	1	0	0	0	.000
Feb 19	vs Oklahoma State	ss	0	0	0	1	0	0	0	0	0	0	0	0	1	0	0	0	0	0	.000
Totals		0gs	1	0	0	1	0	0	0	0	0	0	0	0	1	0	1	0	0	0	.000

On base pct. .000 • Slugging pct. .000

#5 Kendall Diggs - 3 games (All games)

Date	Opponent	Pos	AB	R	H	RBI	2B	3B	HR	BB	SB	CS	HBP	SAC	SF	GDP	K	PO	A	E	Avg
Feb 17	vs Texas	*dh	3	0	1	2	0	0	0	0	0	0	1	0	0	0	1	0	0	0	.333
Feb 18	vs TCU	*dh	2	1	1	1	0	0	1	1	0	0	0	0	0	0	0	0	0	0	.400
Feb 19	vs Oklahoma State	*dh	3	2	1	0	0	0	0	0	0	0	1	0	0	0	0	0	0	0	.375
Totals		3gs	8	3	3	3	0	0	1	1	0	0	2	0	0	0	1	0	0	0	.375

On base pct. .545 • Slugging pct. .750

#48 Cooper Dossett - 1 appearance (All games)

Date	Opponent	GS	IP	H	R	ER	BB	SO	2B	3B	HR	WP	BK	HBP	IBB	Score	W-L	Sv	ERA	NP
Feb 18	vs TCU		0.2	2	4	4	3	2	0	0	0	0	0	1	0	6-18	0-0	0	54.00	37
Totals		0	0.2	2	4	4	3	2	0	0	0	0	0	1	0	6-18	0-0	0	54.00	-

#38 Sean Fitzpatrick - 1 appearance (All games)

Date	Opponent	GS	IP	H	R	ER	BB	SO	2B	3B	HR	WP	BK	HBP	IBB	Score	W-L	Sv	ERA	NP
Feb 18	vs TCU		0.1	2	0	0	0	1	1	0	0	1	0	0	0	6-18	0-0	0	0.00	15
Totals		0	0.1	2	0	0	0	1	1	0	0	1	0	0	0	6-18	0-0	0	0.00	-

#28 Koty Frank - 1 game (All games)

Date	Opponent	Pos	AB	R	H	RBI	2B	3B	HR	BB	SB	CS	HBP	SAC	SF	GDP	K	PO	A	E	Avg
Feb 17	vs Texas	p	0	0	0	0	0	0	0	0	0	0	0	0	0	0	0	0	1	0	.000
Totals		0gs	0	0	0	0	0	0	0	0	0	0	0	0	0	0	0	0	1	0	.000

On base pct. .000 • Slugging pct. .000

#28 Koty Frank - 2 appearances (All games)

Date	Opponent	GS	IP	H	R	ER	BB	SO	2B	3B	HR	WP	BK	HBP	IBB	Score	W-L	Sv	ERA	NP
Feb 17	vs Texas		1.1	2	0	0	0	0	0	0	0	1	0	0	0	3-2	0-0	0	0.00	22
Feb 19	vs Oklahoma State		1.0	1	0	0	0	1	0	0	0	0	0	0	0	18-1	0-0	0	0.00	16
Totals		0	2.1	3	0	0	0	1	0	0	0	1	0	0	0	21-3	0-0	0	0.00	-

#21 Hunter Grimes - 1 game (All games)

Date	Opponent	Pos	AB	R	H	RBI	2B	3B	HR	BB	SB	CS	HBP	SAC	SF	GDP	K	PO	A	E	Avg
Feb 19	vs Oklahoma State	ph/of	1	1	1	0	0	0	0	0	0	0	0	0	0	0	0	0	0	0	1.000
Totals		0gs	1	1	1	0	0	0	0	0	0	0	0	0	0	0	0	0	0	0	1.000

On base pct. 1.000 • Slugging pct. 1.000

#39 Hunter Hollan - 1 appearance (All games)

Date	Opponent	GS	IP	H	R	ER	BB	SO	2B	3B	HR	WP	BK	HBP	IBB	Score	W-L	Sv	ERA	NP	
Feb 19	vs Oklahoma State	*	4.0	3	1	1	2	5	1	0	0	0	0	0	1	0	18-1	1-0	0	2.25	68
Totals		1	4.0	3	1	1	2	5	1	0	0	0	0	0	1	0	18-1	1-0	0	2.25	-

#24 Peyton Holt - 1 game (All games)

Date	Opponent	Pos	AB	R	H	RBI	2B	3B	HR	BB	SB	CS	HBP	SAC	SF	GDP	K	PO	A	E	Avg
Feb 19	vs Oklahoma State	ph/2	2	0	1	1	0	0	0	0	0	0	0	0	0	0	0	0	0	0	.500
Totals		0gs	2	0	1	1	0	0	0	0	0	0	0	0	0	0	0	0	0	0	.500

On base pct. .500 • Slugging pct. .500

#13 Jayson Jones - 2 games (All games)

Date	Opponent	Pos	AB	R	H	RBI	2B	3B	HR	BB	SB	CS	HBP	SAC	SF	GDP	K	PO	A	E	Avg
Feb 18	vs TCU	ph/3	2	1	1	1	0	0	1	0	0	0	0	0	0	0	0	0	0	0	.500
Feb 19	vs Oklahoma State	*3b	2	2	0	0	0	0	0	3	0	0	0	0	0	0	1	0	2	0	.250
Totals		1gs	4	3	1	1	0	0	1	3	0	0	0	0	0	0	1	0	2	0	.250

On base pct. .571 • Slugging pct. 1.000

#12 Tavian Josenberger - 3 games (All games)

Date	Opponent	Pos	AB	R	H	RBI	2B	3B	HR	BB	SB	CS	HBP	SAC	SF	GDP	K	PO	A	E	Avg
Feb 17	vs Texas	*of	4	0	1	0	0	0	0	1	0	0	0	0	0	0	0	1	0	0	.250
Feb 18	vs TCU	*of	5	0	0	0	0	0	0	0	0	0	0	0	0	0	2	4	0	0	.111
Feb 19	vs Oklahoma State	*of	4	2	2	2	1	0	1	0	0	0	0	0	0	0	1	3	0	0	.231
Totals		3gs	13	2	3	2	1	0	1	1	0	0	0	0	0	0	3	8	0	0	.231

On base pct. .286 • Slugging pct. .538

#29 Austin Ledbetter - 1 appearance (All games)

Date	Opponent	GS	IP	H	R	ER	BB	SO	2B	3B	HR	WP	BK	HBP	IBB	Score	W-L	Sv	ERA	NP
Feb 18	vs TCU		0.1	2	3	3	1	0	0	0	0	0	0	0	0	6-18	0-0	0	81.00	15
Totals		0	0.1	2	3	3	1	0	0	0	0	0	0	0	0	6-18	0-0	0	81.00	-

#41 Will McEntire - 1 appearance (All games)

Date	Opponent	GS	IP	H	R	ER	BB	SO	2B	3B	HR	WP	BK	HBP	IBB	Score	W-L	Sv	ERA	NP
Feb 18	vs TCU	*	1.1	5	4	4	1	0	1	0	0	0	0	0	0	6-18	0-0	0	27.00	29
Totals		1	1.1	5	4	4	1	0	1	0	0	0	0	0	0	6-18	0-0	0	27.00	-

#15 Ben McLaughlin - 1 game (All games)

Date	Opponent	Pos	AB	R	H	RBI	2B	3B	HR	BB	SB	CS	HBP	SAC	SF	GDP	K	PO	A	E	Avg
Feb 19	vs Oklahoma State	1b	1	0	0	0	0	0	0	0	0	0	0	0	0	0	0	2	0	0	.000
Totals		0gs	1	0	0	0	0	0	0	0	0	0	0	0	0	0	0	2	0	0	.000

On base pct. .000 • Slugging pct. .000

#32 Zack Morris - 1 appearance (All games)

Date	Opponent	GS	IP	H	R	ER	BB	SO	2B	3B	HR	WP	BK	HBP	IBB	Score	W-L	Sv	ERA	NP
Feb 18	vs TCU		3.1	3	2	2	1	2	0	0	0	0	0	0	0	6-18	0-1	0	5.40	59
Totals		0	3.1	3	2	2	1	2	0	0	0	0	0	0	0	6-18	0-1	0	5.40	-



||| INDIVIDUAL GAME-BY-GAME

#26 Mason Neville - 2 games (All games)

Date	Opponent	Pos	AB	R	H	RBI	2B	3B	HR	BB	SB	CS	HBP	SAC	SF	GDP	K	PO	A	E	Avg
Feb 18	vs TCU	of	0	0	0	0	0	0	0	0	0	0	0	0	0	0	0	0	0	0	.000
Feb 19	vs Oklahoma State	ph/of	1	0	1	0	0	0	0	1	0	0	0	0	0	0	0	1	0	0	1.000
Totals		0gs	1	0	1	0	0	0	0	1	0	0	0	0	0	0	0	1	0	0	1.000

On base pct. 1.000 • Slugging pct. 1.000

#16 Hudson Polk - 2 games (All games)

Date	Opponent	Pos	AB	R	H	RBI	2B	3B	HR	BB	SB	CS	HBP	SAC	SF	GDP	K	PO	A	E	Avg
Feb 17	vs Texas	*c	4	0	0	0	0	0	0	0	0	0	0	0	0	0	2	13	0	0	.000
Feb 18	vs TCU	*c	4	1	1	1	0	0	1	0	0	0	0	0	0	0	0	7	0	0	.125
Totals		2gs	8	1	1	1	0	0	1	0	0	0	0	0	0	0	2	20	0	0	.125

On base pct. .125 • Slugging pct. .500

#18 Reese Robinett - 1 game (All games)

Date	Opponent	Pos	AB	R	H	RBI	2B	3B	HR	BB	SB	CS	HBP	SAC	SF	GDP	K	PO	A	E	Avg
Feb 19	vs Oklahoma State	ph/d	1	1	1	0	0	0	0	0	0	0	0	0	0	0	0	0	0	0	1.000
Totals		0gs	1	1	1	0	0	0	0	0	0	0	0	0	0	0	0	0	0	0	1.000

On base pct. 1.000 • Slugging pct. 1.000

#44 Parker Rowland - 1 game (All games)

Date	Opponent	Pos	AB	R	H	RBI	2B	3B	HR	BB	SB	CS	HBP	SAC	SF	GDP	K	PO	A	E	Avg
Feb 19	vs Oklahoma State	*c	3	1	0	2	0	0	0	1	0	0	0	0	1	0	2	10	0	0	.000
Totals		1gs	3	1	0	2	0	0	0	1	0	0	0	0	1	0	2	10	0	0	.000

On base pct. .200 • Slugging pct. .000

#17 Brady Slavens - 3 games (All games)

Date	Opponent	Pos	AB	R	H	RBI	2B	3B	HR	BB	SB	CS	HBP	SAC	SF	GDP	K	PO	A	E	Avg
Feb 17	vs Texas	*1b	4	1	2	0	1	0	0	0	0	0	0	0	0	0	1	9	0	0	.500
Feb 18	vs TCU	*1b	5	1	1	0	1	0	0	0	0	0	0	0	0	0	2	4	1	0	.333
Feb 19	vs Oklahoma State	*1b	3	1	1	2	1	0	0	1	0	0	0	0	0	0	1	2	0	0	.333
Totals		3gs	12	3	4	2	3	0	0	1	0	0	0	0	0	0	4	15	1	0	.333

On base pct. .385 • Slugging pct. .583

#33 Hagen Smith - 1 game (All games)

Date	Opponent	Pos	AB	R	H	RBI	2B	3B	HR	BB	SB	CS	HBP	SAC	SF	GDP	K	PO	A	E	Avg
Feb 17	vs Texas	*p	0	0	0	0	0	0	0	0	0	0	0	0	0	0	0	0	1	0	.000
Totals		1gs	0	0	0	0	0	0	0	0	0	0	0	0	0	0	0	0	1	0	.000

On base pct. .000 • Slugging pct. .000

#33 Hagen Smith - 1 appearance (All games)

Date	Opponent	GS	IP	H	R	ER	BB	SO	2B	3B	HR	WP	BK	HBP	IBB	Score	W-L	Sv	ERA	NP
Feb 17	vs Texas	*	5.0	1	0	0	2	8	0	0	0	0	0	0	0	3-2	0-0	0	0.00	68
Totals		1	5.0	1	0	0	2	8	0	0	0	0	0	0	0	3-2	0-0	0	0.00	-

#10 Peyton Stovall - 3 games (All games)

Date	Opponent	Pos	AB	R	H	RBI	2B	3B	HR	BB	SB	CS	HBP	SAC	SF	GDP	K	PO	A	E	Avg
Feb 17	vs Texas	*2b	4	0	0	0	0	0	0	1	0	0	0	0	0	1	1	1	5	0	.000
Feb 18	vs TCU	*2b	4	1	1	0	0	0	0	1	0	0	0	0	0	0	0	6	1	0	.125
Feb 19	vs Oklahoma State	*2b	1	3	1	2	0	0	0	2	0	0	1	0	0	0	0	2	1	0	.222
Totals		3gs	9	4	2	2	0	0	0	4	0	0	1	0	0	1	1	9	7	0	.222

On base pct. .500 • Slugging pct. .222

#25 Brady Tygart - 1 appearance (All games)

Date	Opponent	GS	IP	H	R	ER	BB	SO	2B	3B	HR	WP	BK	HBP	IBB	Score	W-L	Sv	ERA	NP
Feb 17	vs Texas		1.2	0	0	0	0	3	0	0	0	0	0	0	0	3-2	0-0	1	0.00	20
Totals		0	1.2	0	0	0	0	3	0	0	0	0	0	0	0	3-2	0-0	1	0.00	-

#11 Jared Wegner - 3 games (All games)

Date	Opponent	Pos	AB	R	H	RBI	2B	3B	HR	BB	SB	CS	HBP	SAC	SF	GDP	K	PO	A	E	Avg
Feb 17	vs Texas	*of	3	1	1	0	0	0	0	1	0	0	0	0	0	0	1	0	0	0	.333
Feb 18	vs TCU	*of	4	1	3	3	1	0	1	0	0	0	0	0	0	0	0	1	0	0	.571
Feb 19	vs Oklahoma State	*of	4	2	2	5	0	1	1	1	0	0	1	0	0	0	1	1	0	0	.545
Totals		3gs	11	4	6	8	1	1	2	2	0	0	1	0	0	0	2	2	0	0	.545

On base pct. .643 • Slugging pct. 1.364

#45 Gage Wood - 2 appearances (All games)

Date	Opponent	GS	IP	H	R	ER	BB	SO	2B	3B	HR	WP	BK	HBP	IBB	Score	W-L	Sv	ERA	NP
Feb 18	vs TCU		0.0	1	0	0	2	0	0	0	0	0	0	0	0	6-18	0-0	0	0.00	10
Feb 19	vs Oklahoma State		1.0	0	0	0	0	3	0	0	0	0	0	0	0	18-1	0-0	0	0.00	14
Totals		0	1.0	1	0	0	2	3	0	0	0	0	0	0	0	24-19	0-0	0	0.00	-



||| 2023 SCHEDULE / RESULTS

	Opponent	Score	Winning Pitcher	Losing Pitcher	Save	Attendance	Time
FEB.							
17	vs. Texas ^	W, 3-2	Adcock (1-0)	Johnson (0-1)	Tygart (1)	15,721	3:14
18	vs. #15 TCU ^	L, 18-6	Klecker (1-0)	Morris (0-1)		20,295	4:00
19	vs. #9 Oklahoma State ^	W, 18-1	Hollan (1-0)	Root (0-1)		16,100	2:31
21	Grambling						
24	Eastern Illinois						
25	Eastern Illinois						
26	Eastern Illinois						

MARCH

1	Illinois State
3	Wright State
4	Wright State
5	Wright State
7	Army
10	Louisiana Tech
11	Louisiana Tech
12	Louisiana Tech
14	UNLV
15	UNLV
17	Auburn *
18	Auburn *
19	Auburn *
21	SEMO
24	at LSU *
25	at LSU *
26	at LSU *
28	Omaha
31	Alabama *

APRIL

1	Alabama *
2	Alabama *
4	Arkansas State
6	at Ole Miss *
7	at Ole Miss *
8	at Ole Miss *
11	Little Rock
12	Little Rock
14	Tennessee *
15	Tennessee *
16	Tennessee *
18	UCA
20	at Georgia *
21	at Georgia *
22	at Georgia *
25	Missouri State
27	Texas A&M *
28	Texas A&M *
29	Texas A&M *

MAY

2	vs. Lipscomb @
5	at Mississippi State *
6	at Mississippi State *
7	at Mississippi State *
12	South Carolina *
13	South Carolina *
14	South Carolina *
18	at Vanderbilt *
19	at Vanderbilt *
20	at Vanderbilt *

* SEC opponent

^ Higginbotham College Baseball Showdown (Globe Life Field in Arlington, Texas)

@ Game played at Dickey-Stephens Stadium in North Little Rock, Ark.