



ARKANSAS BASEBALL

ArkansasRazorbacks.com ||| @RazorbackBSB ||| Contact: Oliver Grigg (ogrigg@uark.edu)

2023 SCHEDULE & RESULTS

FEBRUARY

17	vs. Texas ^	FloBaseball	W, 3-2
18	vs. #15 TCU ^	FloBaseball	L, 18-6
19	vs. #9 Oklahoma State ^	FloBaseball	W, 18-1 (7)
21	GRAMBLING	SECN+	W, 9-7
24	EASTERN ILLINOIS	SECN+	W, 13-2 (7)
25	EASTERN ILLINOIS	SECN+	W, 10-3
26	EASTERN ILLINOIS	SECN+	L, 12-3

MARCH

1	ILLINOIS STATE	SECN+	W, 10-9 (11)
3	WRIGHT STATE	SECN+	W, 12-2 (8)
4	WRIGHT STATE	SECN+	W, 12-6
5	WRIGHT STATE	SECN+	W, 6-2
7	ARMY	SECN+	W, 7-5
10	LOUISIANA TECH		W, 7-4
11	LOUISIANA TECH	SECN+	2 P.M.
12	LOUISIANA TECH	SECN+	1 P.M.
14	UNLV	SECN+	6 P.M.
15	UNLV	SECN+	3 P.M.
17	AUBURN *	SECN+	6:30 P.M.
18	AUBURN *	SECN+	2 P.M.
19	AUBURN *	SECN+	2 P.M.
21	SEMO	SECN+	3 P.M.
24	LSU *	ESPN2	7 p.m.
25	LSU *	SECN	1 p.m.
26	LSU *	ESPN2	Noon
28	OMAHA	SECN+	6 P.M.
31	ALABAMA *	SECN+	6:30 P.M.

APRIL

1	ALABAMA *	SECN+	2 P.M.
2	ALABAMA *	SECN	2 P.M.
4	ARKANSAS STATE	SECN+	6 P.M.
6	Ole Miss *	SECN+	6:30 p.m.
7	Ole Miss *	SECN+	6:30 p.m.
8	Ole Miss *	SECN	2 p.m.
11	LITTLE ROCK	SECN+	6:30 P.M.
12	LITTLE ROCK	SECN+	4 P.M.
14	TENNESSEE *	SECN	7 P.M.
15	TENNESSEE *	SECN+	6 P.M.
16	TENNESSEE *	SECN+	2 P.M.
18	UCA	SECN+	6 P.M.
20	Georgia *	SECN	6 p.m.
21	Georgia *	SECN+	5 p.m.
22	Georgia *	SECN+	1 p.m.
25	Missouri State	ESPN+/ESPN3	6:30 p.m.
27	TEXAS A&M *	ESPNU	7 P.M.
28	TEXAS A&M *	SECN+	6 P.M.
29	TEXAS A&M *	SECN	11 A.M.

MAY

2	vs. Lipscomb @		6 p.m.
5	Mississippi State *	SECN+	6 p.m.
6	Mississippi State *	ESPNU	6:30 p.m.
7	Mississippi State *	SECN+	1 p.m.
12	SOUTH CAROLINA *	SECN+	6:30 P.M.
13	SOUTH CAROLINA *	SECN+	6 P.M.
14	SOUTH CAROLINA *	SECN+	2 P.M.
18	Vanderbilt *	SECN+	6 p.m.
19	Vanderbilt *	SECN+	6 p.m.
20	Vanderbilt *	SECN+	2 p.m.

All times Central; Home game in **BOLD**; * - SEC opponent

^ - Higginbotham College Baseball Showdown (Globe Life Field in Arlington, Texas)

@ - Game played at Dickey-Stephens Park in North Little Rock, Ark.

GAME 14 ||| LOUISIANA TECH vs. #8 ARKANSAS ||| MARCH 11

FAYETTEVILLE, ARK. ||| BAUM-WALKER STADIUM ||| SEC NETWORK+



8-5
0-0 C-USA



11-2
0-0 SEC

LOUISIANA TECH BULLDOGS

In the Polls.....NR (BA) | NR (CB) | NR (D1Baseball)
.....NR (NCBWA) | NR (PG) | NR (USA Today)
Head Coach.....Lane Burroughs
Career Record.....326-229 (11th season)
Record at Louisiana Tech.....213-116 (7th season)

ARKANSAS RAZORBACKS

In the Polls.....9 (BA) | 8 (CB) | 8 (D1Baseball)
.....7 (NCBWA) | 3 (PG) | 8 (USA Today)
Head Coach.....Dave Van Horn
Career Record.....1,382-665 (35th season)
Record at Arkansas.....807-425 (21st season)

ON THE BUMP

Louisiana Tech RHP Rawley Hector (1-1, 4.40 ERA)

vs.

Arkansas RHP Will McEntire (2-0, 6.17 ERA)

LEADING OFF

HOGS HOST 'DOGS

- #8 Arkansas, which has not lost a home weekend series to a non-conference opponent since 2014, hosts Louisiana Tech at Baum-Walker Stadium in the final non-conference weekend series before SEC play.
- First pitch in game two of the series between the Hogs and Bulldogs is set for 2 p.m. Saturday, March 11, on SEC Network with Brett Dolan (play-by-play) and Troy Eklund (analyst) on the call.

HOMESTAND HEROES

- Saturday's contest is the 11th game of the Hogs' 18-game homestand.
- Arkansas is 9-1 through the first 10 games of the homestand, including last weekend's series sweep against non-conference foe and 2022 NCAA Tournament participant Wright State.

SERIES HISTORY

- Arkansas leads the all-time series with Louisiana Tech, 28-7, including a 20-6 overall mark under head coach Dave Van Horn and a 14-2 overall record in games played in Fayetteville, Ark.
- The Razorbacks have never lost a weekend series against the Bulldogs, most recently taking two of three games from LA Tech in a weekend series played in Ruston, La., in 2021.

STAY TOUGH

- Louisiana Tech is Arkansas' fifth opponent this season that advanced to the postseason last year.
- The Bulldogs, who have made NCAA Tournament appearances in each of the past two seasons, are one of an SEC-most 15 2022 NCAA Tournament teams on the Razorbacks' schedule.
- Arkansas is 7-1 against 2022 NCAA Tournament teams this season.

THE .400 CLUB

- Through 13 games, two Razorbacks - Jace Bohrofen and Jared Wegner - are hitting above the .400 mark.
- Bohrofen is slashing a team-leading .462/.600/.871 with four homers and 12 RBI. Wegner boasts a .400/.500/.840 slash line with a team-high six homers and a team-best 22 RBI in 13 games.

SUSTAINED SUCCESS

- Arkansas comes into the 2023 campaign on the heels of its 11th trip to the College World Series and its third in the last four postseasons.
- The Razorbacks went 46-21 in 2022, cementing themselves as the only team in the country with at least 45 wins in each of the last five full seasons.
- Under head coach Dave Van Horn, Arkansas has seven 45-win seasons.



Sophomore infielder **Peyton Stovall** became the first player with five hits in a College World Series game since UNC's Dustin Ackley did so in 2009.

NEW GUYS BY THE NUMBERS

- The Razorbacks' 39-man roster features 26 newcomers, including 15 new position players and 11 new pitchers.
- Offensively, Arkansas must replace 73.6 percent of its home run production and 72.9 percent of its RBI production from 2022.
- Returning position players INF Brady Slavens (16 HR, 58 RBI), INF Peyton Stovall (6 HR, 31 RBI), OF Jace Bohrofen (3 HR, 17 RBI) and INF/OF Kendall Diggs (3 HR, 14 RBI) combined for 28 of the Hogs' 106 total home runs (26.4 percent) and 120 of the Razorbacks' 443 total runs batted in (27.1 percent) one year ago.
- On the mound, Arkansas must replace ace RHP Connor Noland, who was selected by the Chicago Cubs in the ninth round of the 2022 MLB Draft. The right-hander went 8-6 with a 3.65 ERA with 113 strikeouts in 116.0 innings last season for the Razorbacks.
- The Hogs, however, bring back a pair of Freshman All-Americans in LHP Hagen Smith and RHP Brady Tygart as well as a pair of veterans in RHP Will McEntire and LHP Zack Morris.

JACE THE ACE

- OF Jace Bohrofen is one of the Hogs' three team captains in 2023.
- The Oklahoma City, Okla., native battled injuries and played in just 32 games with 24 starts (18 in left, five in right, one as designated hitter) last season, slashing .228/.333/.435 with three homers and 17 runs batted in on the year.
- Bohrofen racked up 21 hits, including eight doubles and one triple, during the season. Despite his injury-plagued year, he totaled five multiple hit games, including one three-hit game, and recorded five multi-RBI games, including one five-RBI performance.
- Bohrofen came to Arkansas from Oklahoma, where he spent his true freshman season in 2021. That season, he played in 35 games with 29 starts and slashed .252/.347/.408 with two home runs, 18 RBI and a team-leading three triples.
- Bohrofen, a highly regarded prospect in high school, was ranked by Perfect Game as the No. 33 overall prospect and the No. 10 outfielder in the class of 2020. He was the No. 3 overall prospect and the No. 1 outfielder in the state of Oklahoma by Perfect Game.
- His high school accolades include All-America honors from Under Armour and ABCA Rawlings in 2018 and 2019, when he was named the Perfect Game Player of the Year in Oklahoma.

THE STOVE IS HOT

- INF Peyton Stovall, one of the Hogs' three team captains, is primed for a breakout year after his stellar freshman campaign in 2022.
- Stovall slashed .295/.373/.425 with six homers and 31 runs batted in on the year, racking up 59 hits with eight doubles.
- The Haughton, La., native recorded 18 multi-hit games, including five three-hit games and one five-hit effort, finishing the season ranked fourth on the Razorbacks in batting average (.295).
- Stovall had 10 multiple RBI games, including two three-RBI performances and one four-RBI effort.
- In last season's NCAA Tournament, Stovall slashed a team-leading .429/.451/.571 with two homers and 13 RBI over 11 games. He was tied for the team lead in hits (21) during the postseason and was named to the NCAA Stillwater Regional All-Tournament Team.
- He was at his best when the lights were brightest, recording a season-high five hits, including a double, against Auburn in the College World Series. Stovall became the first player with five hits in a College World Series game since UNC's Dustin Ackley in 2009.
- Stovall enters the 2023 campaign as both a preseason All-American and a preseason All-SEC honoree

BRADY BOMB

- INF Brady Slavens' decision to return for his senior season gives the Arkansas offense another powerful weapon in the heart of its order.
- Entering the 2023 season, Slavens ranks first among all active SEC hitters in career RBI (144) and second in home runs (31).
- In 2022, the Olathe, Kan., native played in 63 games with 62 starts (37 as designated hitter, 13 in right, 12 at first) and slashed .255/.332/.523 with a team-leading 16 homers and 58 runs batted in.
- Slavens, who finished the year tied for the team lead in home runs (16), had three games with multiple homers.
- He tallied 61 hits, including 10 doubles and a team-best three triples, and totaled 125 bases, third most among Razorback hitters.
- Slavens, who began his collegiate career at Wichita State (2019) was a prolific power-hitter long before he joined the Hogs. He spent the 2020 campaign at Johnson County CC, slashing .507/.543/1.240 with 14 home runs and 47 RBI before the season was cut short due to the COVID-19 pandemic.
- Slavens was named the 2020 JUCO Baseball Blog National Player of the Year after leading the NJCAA in both home runs and RBI.



Senior infielder **Brady Slavens** ranks first among all active SEC hitters in career RBI (144) and second in home runs (31).



Sophomore pitcher **Hagen Smith**, who was named a Freshman All-American last year, is expected to step up as the Razorbacks' ace during the 2023 season.

H. SMITH

- LHP Hagen Smith will be called upon to step up as the Arkansas ace.
- The Bullard, Texas, native emerged as the Razorbacks' No. 2 starter as a true freshman last season, going 7-2 with a 4.66 ERA and two saves in 77.1 innings over 20 appearances (15 starts) on the mound.
- The left-hander struck out 90 batters on the year, helping Arkansas set a new school record with 674 strikeouts in 2022.
- Smith, who limited opposing hitters to a .232 batting average, had six quality starts, second most among all Razorback starters.
- Down the stretch, Smith pitched out of the Razorback bullpen and was even more dominant. He went 1-0 with a 3.38 ERA and two saves in 10.2 innings of work in the NCAA Tournament, striking out 16 and limiting opposing hitters to a .184 batting average.
- At the year's end, Smith was named a Freshman All-American by both Collegiate Baseball Newspaper and Perfect Game. He also landed on the Freshman All-SEC Team.
- Smith arrived at Arkansas in 2022 as a heralded freshman hurler. The left-hander posted jaw-dropping numbers as a senior at Bullard High School in Bullard, Texas, going 11-0 with a 0.19 ERA and 168 strikeouts in 73.0 innings during his senior year.
- Smith, who walked 26 while allowing only seven hits and two runs all season, tied a Texas high school record with seven no-hitters.

WILL THE THRILL

- RHP Will McEntire began the 2022 season as an afterthought, but emerged as an important piece of the pitching staff late in the year.
- The Bryant, Ark., native will begin the 2023 campaign as the Razorbacks' No. 2 starter.
- The right-hander made 12 appearances, including eight starts, on the mound in 2022, posting a 2-2 record with a 2.59 ERA and one save in 48.2 innings. He limited opposing hitters to a .198 batting average.
- McEntire struck out 49 batters, helping the Razorback pitching staff set a new school record with 674 strikeouts in 2022.
- In SEC play, McEntire made three appearances (one start) and posted a 3.48 ERA in 10.1 innings with 11 strikeouts.
- He turned in two quality starts on the year, delivering his most dominant outing of the season in the College World Series.
- McEntire worked a season-long seven innings with a season-high nine strikeouts, allowing one run on three hits vs. No. 25 Auburn.

TOUGHEN UP

- On paper, Arkansas touts the SEC's toughest regular-season slate.
- The Hogs' regular-season schedule features 15 teams that participated in the 2022 NCAA Baseball Tournament.
- The next-closest SEC teams are Missouri and Vanderbilt, who will each play 11 opponents that advanced to the postseason in 2022.

Rank	Team	Opponents
1.	Arkansas	15
2.	Missouri	11
	Vanderbilt	11
4.	Alabama	10
	Florida	10
	Georgia	10
	Mississippi State	10
	Ole Miss	10
	Texas A&M	10
10.	LSU	9
	Tennessee	9
12.	Auburn	8
	Kentucky	8
	South Carolina	8

J.B. & JOHNELLE HUNT FAMILY BASEBALL DEVELOPMENT CENTER

- The J.B. & Johnelle Hunt Family Baseball Development Center is a 49,000-square foot baseball performance facility, providing student-athletes with an expanded locker room, team meeting room, strength & conditioning center, training room, nutrition center, pitching development center and an in-venue batting tunnel.
- The one-of-a-kind facility sits in the right-field corner of Baum-Walker Stadium, connecting with the west concourse and providing new premium seating areas for games. It also includes a tunnel to connect the facility to the first-base dugout.
- The Norm DeBriyn Champions Lobby features historical displays and interactive content showcasing the history of Razorback baseball.
- The \$27 million facility was funded entirely by athletic revenues, gifts and bond proceeds from a bond issue. No university funds, state funds or student fees were required to complete the project.
- The facility was approved for construction in June 2019 by the University of Arkansas Board of Trustees.



The \$27 million, 49,000-square foot **J.B. & Johnelle Hunt Family Baseball Development Center** is the only one of its kind in all of college baseball.



SERIES HISTORY

INSIDE THE SERIES: LOUISIANA TECH

Overall Series Record: 28-7
Record in Fayetteville, Ark.: 14-2
Record in Ruston, La.: 9-4
Record at Neutral Sites: 5-1

IN THE DVH ERA (2003-PRESENT): LOUISIANA TECH

Overall Series Record: 20-6
Record in Fayetteville, Ark.: 9-2
Record in Ruston, La.: 7-4
Record at Neutral Sites: 4-0

Previous 10 meetings

DATE	SITE	W/L	SCORE
3/2/16	Fayetteville, Ark.	L	3-2
2/28/17	Ruston, La.	L	4-3
3/1/17	Ruston, La.	W	13-10
3/8/19	Fayetteville, Ark.	W	4-2
3/9/19	Fayetteville, Ark.	L	12-7
3/10/19	Fayetteville, Ark.	W	11-0
3/12/21	Ruston, La.	W	9-7 (10)
3/13/21	Ruston, La.	W	8-1
3/14/21	Ruston, La.	L	2-0
3/10/23	Fayetteville, Ark.	W	7-4

BOX SCORE FROM PREVIOUS MEETING



2023 Arkansas Baseball Louisiana Tech at #8 Arkansas Mar 10, 2023 at Fayetteville, Ark. (Baum-Walker Stadium)



Louisiana Tech 4 (8-5)

Arkansas 7 (11-2)

Player	ab	r	h	rbi	bb	so	po	a	lob	avg	Player	ab	r	h	rbi	bb	so	po	a	lob	avg
DROST, Brody cf	3	0	1	0	2	1	4	0	0	.227	Tavian Josenberger cf	3	0	2	0	2	0	3	0	0	.340
HOGART, Jonathan rf	4	0	1	0	1	2	1	0	0	.167	Peyton Stovall 2b	4	0	1	1	0	1	3	2	0	.340
DAVIS, Dalton 2b	3	0	1	2	1	0	1	3	1	.320	Jared Wegner lf	5	1	1	0	0	1	1	0	4	.400
CORONA, Jorge c	4	0	0	0	0	1	5	1	3	.261	Brady Slavens 1b	4	2	1	0	1	1	6	1	0	.320
BATES, Ethan 3b	3	0	0	0	1	1	1	0	2	.286	Jace Bohrofen rf	3	1	2	2	1	0	2	0	0	.462
MYERS, Adarius lf	4	0	1	0	0	2	3	0	0	.342	Caleb Cali 3b	3	0	1	0	1	0	0	1	3	.226
BURCHFIELD, Walker dh	4	1	1	0	0	1	0	0	0	.345	Peyton Holt pr	0	0	0	0	0	0	0	1	0	.429
EVANS, Karson 1b	4	2	2	2	0	2	5	2	1	-	Kendall Diggs dh	3	2	2	2	1	0	0	0	0	.306
MCLEOD, Logan ss	4	1	1	0	0	1	3	3	0	.250	Parker Rowland c	3	1	1	2	1	1	11	0	3	.259
FINCHER, Jonathan p	0	0	0	0	0	0	0	2	0	-	John Bolton ss	2	0	0	0	2	1	0	5	3	.244
FRAGINALS, Nick p	0	0	0	0	0	0	0	0	0	-	Hagen Smith p	0	0	0	0	0	0	0	0	0	-
WILLIAMS, Justin p	0	0	0	0	0	0	0	0	0	-	Cody Adcock p	0	0	0	0	0	0	0	0	0	-
SPARKS, Alec p	0	0	0	0	0	0	0	1	0	-	Dylan Carter p	0	0	0	0	0	0	1	0	0	-
CRABB, Isaac p	0	0	0	0	0	0	1	0	0	-	Totals	30	7	11	7	9	5	27	10	13	
Totals	33	4	8	4	5	11	24	12	7												

Score by Innings

	1	2	3	4	5	6	7	8	9	R	H	E
Louisiana Tech	0	0	0	0	2	2	0	0	0	4	8	1
Arkansas	0	4	1	0	1	0	1	0	X	7	11	0

E - BATES, Ethan(5). DP - LA Tech 1; Arkansas 2. LOB - LA Tech 7; Arkansas 13. 2B - EVANS, Karso. HR - EVANS, Karso; Bohrofen(4); Rowland(2). HBP - Bohrofen; Cali. SH - Rowland(1). SF - Stovall(2); Diggs(1). CS - Josenberger(3); Cali(2).

Louisiana Tech	ip	h	r	er	bb	so	ab	bf	np	era	Arkansas	ip	h	r	er	bb	so	ab	bf	np	era
FINCHER, Jonathan	4.0	7	5	5	3	2	17	20	87	4.30	Hagen Smith	5.0	4	2	2	4	7	18	22	86	1.40
FRAGINALS, Nick	0.2	1	1	1	1	0	2	6	23	5.79	Cody Adcock	1.0	3	2	2	1	2	6	7	26	8.68
WILLIAMS, Justin	1.1	1	0	0	2	2	5	7	26	0.00	Dylan Carter	3.0	1	0	0	0	2	9	9	35	3.46
SPARKS, Alec	1.0	1	1	1	2	0	2	6	27	4.09											
CRABB, Isaac	1.0	1	0	0	1	1	4	5	18	0.00											

Win - Smith (3-0). Loss - FINCHER, Jon (2-2). Save - Carter (1).

HBP - by FRAGINALS, N (Bohrofen); by FRAGINALS, N (Cali). BK - FRAGINALS, N(1). Inherited runners/scored: WILLIAMS, Ju 3/0; Carter 2/0. Pitches/strikes: FINCHER, Jon 87/54; FRAGINALS, N 23/8; WILLIAMS, Ju 26/13; SPARKS, Alec 27/13; CRABB, Isaac 18/10; Smith 86/55; Adcock 26/14; Carter 35/23.

Umpires - HP: Rick Allen 1B: Brandon Misun 2B: Brandon Bennett 3B: Keith Sanders

Start: 3:02 pm Time: 2:52 Attendance: 9273

Weather: 50s, clear sky, 5 mph S wind

HONORED HOGS

Hagen Smith

Perfect Game Preseason All-America (Third Team, SP)

Peyton Stovall

Baseball America Preseason All-America (Second Team, 2B)

Preseason Coaches All-SEC Team (First Team, 2B)

Brady Tygart

D1Baseball Preseason All-American (Second Team, RP)

Preseason Coaches All-SEC Team (First Team, RP)

NCBWA Stopper of the Year Preseason Watch List

Jared Wegner

NCBWA Preseason All-American (Second Team, OF)

SEC Player of the Week (Feb. 20)



Outfielder **Jared Wegner**, a graduate transfer from Creighton, entered 2023 as a preseason All-American after slashing .343/.459/.635 with a team-leading 11 home runs, 53 RBI and 11 stolen bases for the Bluejays last season. He began his Razorback career with a big weekend in the College Baseball Showdown to earn SEC player of the week praise.

WEEK 4

SOUTHEASTERN CONFERENCE

AS OF MARCH 10

EASTERN DIVISION

	SEC	Pct.	GB	All	Pct.	Home	Away	Neutral	Div.	Top 25	Top 10	L10	Streak
South Carolina	0-0	-	-	14-1	.933	12-0	1-1	1-0	0-0	0-0	0-0	9-1	W5
Kentucky	0-0	-	-	12-2	.857	9-1	3-1	0-0	0-0	0-0	0-0	9-1	W8
Florida	0-0	-	-	13-3	.813	11-3	2-0	0-0	0-0	2-1	2-1	8-2	W4
Tennessee	0-0	-	-	12-3	.800	11-1	0-1	1-1	0-0	0-0	0-0	9-1	W1
Georgia	0-0	-	-	11-3	.786	8-2	2-0	1-1	0-0	2-1	0-0	8-2	W3
Missouri	0-0	-	-	11-3	.786	6-1	3-1	2-1	0-0	2-1	0-1	9-1	L1
Vanderbilt	0-0	-	-	11-4	.733	7-2	1-0	3-2	0-0	5-2	3-1	8-2	W5

WESTERN DIVISION

	SEC	Pct.	GB	All	Pct.	Home	Away	Neutral	Div.	Top 25	Top 10	L10	Streak
Alabama	0-0	-	-	14-1	.933	13-1	1-0	0-0	0-0	0-0	0-0	9-1	L1
LSU	0-0	-	-	13-1	.929	10-0	1-0	2-1	0-0	0-0	0-0	9-1	W8
Auburn	0-0	-	-	12-1-1	.893	10-1-1	1-0	1-0	0-0	0-0	0-0	9-0-1	W7
Ole Miss	0-0	-	-	12-2	.857	9-2	1-0	2-0	0-0	4-1	0-0	8-2	W6
Arkansas	0-0	-	-	11-2	.846	9-1	0-0	2-1	0-0	2-1	1-0	9-1	W6
Texas A&M	0-0	-	-	10-4	.714	7-3	1-0	2-1	0-0	1-1	0-1	7-3	W5
Mississippi State	0-0	-	-	9-5	.643	7-3	0-0	2-2	0-0	1-0	0-0	7-3	W3

SCHEDULE/RESULTS

Friday, March 10

at #3 Arkansas 7, Louisiana Tech 4

at Missouri 6, NJIT 1 (7 inn. / DH-1)

NJIT 2, at Missouri 1 (7 inn. / DH-2)

at Georgia 18, Charleston Southern 9

at #7 Vanderbilt 2, Loyola Marymount 1

at #2 Florida 3, Siena 2

at #2 Tennessee 23, Morehead State 4

Columbia 10, at #18 Alabama 7

at #11 Auburn 7, Southeastern Louisiana 1

Kentucky 5, at Southern Illinois 4 (10 inn.)

at Mississippi State 8, Lipscomb 2

at #20 South Carolina 20, Bethune-Cookman 3 (7 inn.)

at #12 Texas A&M 8, Northern Kentucky 1

at #1 LSU 11, Samford 1 (7 inn.)

at #4 Ole Miss 15, Purdue 7

Saturday, March 11

Purdue at #4 Ole Miss - 1 p.m. [SECN+]

Charleston Southern at Georgia - 2 p.m. (DH) [SECN+]

NJIT at Missouri - 2 p.m. [SECN+]

Columbia at #18 Alabama - 3 p.m. [SECN+]

Louisiana Tech at #3 Arkansas - 3 p.m. [SECN+]

Southeastern Louisiana at #11 Auburn - 3 p.m. (DH) [SECN+]

Kentucky at Southern Illinois - 3 p.m. [ESPN+]

Lipscomb at Mississippi State - 3 p.m. [SECN+]

Northern Kentucky at #12 Texas A&M - 3 p.m. [SECN+]

Loyola Marymount at #7 Vanderbilt - 3 p.m. [SECN+]

Siena at #2 Florida - 4 p.m. [SECN+]

Bethune-Cookman at #20 South Carolina - 4 p.m. [SECN+]

Morehead State at #2 Tennessee - 6 p.m. [SECN+]

Samford at #1 LSU - 7:30 p.m. [SECN+]

Sunday, March 12

Northern Kentucky at #12 Texas A&M - 12:30 p.m. [SECN+]

Siena at #2 Florida - 1 p.m. [SECN+]

NJIT at Missouri - 1 p.m. [SECN+]

Morehead State at #2 Tennessee - 1 p.m. [SECN+]

Bethune-Cookman at #20 South Carolina - 1:30 p.m. [SECN+]

Columbia at #18 Alabama - 2 p.m. [SECN+]

Louisiana Tech at #3 Arkansas - 2 p.m. [SECN+]

Kentucky at Southern Illinois - 2 p.m. [ESPN+]

Samford at #1 LSU - 2 p.m. [SECN+]

Lipscomb at Mississippi State - 2 p.m. [SECN+]

Loyola Marymount at #7 Vanderbilt - 2 p.m. [SECN+]

Purdue at #4 Ole Miss - 2:30 p.m. [SECN+]

All times Eastern

Rankings reflect highest among major polls



WEEK 4

SOUTHEASTERN CONFERENCE

AS OF MARCH 9

ACTIVE CAREER LEADERS

Games Played

1.	Will McGillis*, South Carolina	205
2.	Kason Howell, Auburn	203
3.	Ben Anderson*, Georgia	195
4.	Ryder Giles*, Kentucky	190
	Drew Williamson, Alabama	190
6.	Kevin Madden*, South Carolina	180
7.	Brady Slavens*, Arkansas	178
8.	Connor Tate, Georgia	176
9.	Hunter Gilliam*, Kentucky	175
10.	Luke Hancock, Mississippi State	171

Hits

1.	Ben Anderson*, Georgia	212
2.	Kason Howell, Auburn	203
3.	Dylan Crews, LSU	196
4.	Connor Tate, Georgia	195
5.	Drew Williamson, Alabama	194
6.	Kevin Madden*, South Carolina	191
7.	Tre' Morgan, LSU	185
8.	Jacob Gonzalez, Ole Miss	180
9.	Justin Kirby*, Auburn	173
10.	Hunter Gilliam*, Kentucky	171
11.	Brady Slavens*, Arkansas	170

Doubles

1.	Kason Howell, Auburn	54
2.	Justin Kirby*, Auburn	46
3.	Caleb Denny*, South Carolina	40
4.	Anthony Calarco*, Ole Miss	38
	Tre' Morgan, LSU	38
6.	Connor Tate, Georgia	37
7.	Drew Williamson, Alabama	36
	Will McGillis*, South Carolina	36
9.	Ben Anderson*, Georgia	35
10.	Dylan Crews, LSU	33
11.	Griffin Merritt*, Tennessee	32
12.	Peyton Chatagnier, Ole Miss	31
	Brady Slavens*, Arkansas	31
	Austin Bost, Texas A&M	31

Triples

1.	Ben Anderson, Georgia	16
2.	Hunter Gilliam*, Kentucky	10
3.	Enrique Bradfield Jr., Vanderbilt	9
4.	Maui Ahuna*, Tennessee	7
	Jim Jarvis, Alabama	7
6.	Brady Slavens*, Arkansas	6
	Dylan Crews, LSU	6
	Tavian Josenberger*, Arkansas	6
	Tre' Morgan, LSU	6
	Will McGillis*, South Carolina	6
	Jackson Gray*, Kentucky	6

Home Runs

1.	Dylan Crews, LSU	43
2.	Will McGillis*, South Carolina	36
3.	Justin Kirby*, Auburn	35
4.	Luke Mann, Missouri	33
5.	Jacob Gonzalez, Ole Miss	32
	Brady Slavens*, Arkansas	32
	Griffin Merritt*, Tennessee	32
	Wyatt Langford, Florida	32
9.	Gavin Dugas, LSU	31
10.	Tommy White*, LSU	30

Runs Batted In

1.	Brady Slavens*, Arkansas	154
2.	Dylan Crews, LSU	133
3.	Connor Tate, Georgia	130
4.	Jacob Gonzalez, Ole Miss	122
	Will McGillis*, South Carolina	122
6.	Luke Hancock, Mississippi State	121
7.	Justin Kirby*, Auburn	119
8.	Hunter Gilliam*, Kentucky	117
9.	Ben Anderson*, Georgia	114
	Gavin Dugas, LSU	114

Stolen Bases

1.	Enrique Bradfield Jr., Vanderbilt	101
2.	Mason LaPlante*, Georgia	54
3.	Kason Howell, Auburn	33
	Justin Kirby*, Auburn	33
5.	Braylen Wimmer, South Carolina	30
6.	Tavian Josenberger*, Arkansas	27
7.	Ben Anderson*, Georgia	26
8.	Isaiah Byars*, Kentucky	24
	Jared Wegner*, Arkansas	24
10.	Jackson Gray*, Kentucky	22

Saves

1.	Dalton Rhadans*, Georgia	18
2.	Zach DeVito*, Georgia	14
3.	Zach Franklin*, Missouri	12
4.	Paul Skenes*, LSU	11
5.	Thomas Schultz, Vanderbilt	9
	Brady Tygart, Arkansas	9
	Nolan Crisp, Georgia	9
8.	Kyle Greenler*, Georgia	8
9.	Ryan Slater, Florida	6
	Ryder Giles*, Kentucky	6
	Darren Williams*, Kentucky	6

* - Indicates stats from a previous non-SEC school are included

Baseball America

March 6

1. LSU
2. Florida
3. Stanford
4. Louisville
5. Tennessee
6. Wake Forest
7. Vanderbilt
8. Ole Miss
9. **Arkansas**
10. TCU
11. Virginia Tech
12. Texas A&M
13. UCLA
14. Virginia
15. Oregon State
16. East Carolina
17. Miami
18. Oklahoma State
19. North Carolina
20. Auburn
21. NC State
22. Southern Miss
23. South Carolina
24. Florida Gulf Coast
25. Texas Tech

D1Baseball

March 6

1. LSU
2. Stanford
3. Tennessee
4. Ole Miss
5. Wake Forest
6. Florida
7. Vanderbilt
8. **Arkansas**
9. Louisville
10. TCU
11. Virginia Tech
12. East Carolina
13. Oklahoma State
14. North Carolina
15. Texas A&M
16. UCLA
17. Virginia
18. Alabama
19. NC State
20. South Carolina
21. Florida State
22. Southern Miss
23. Iowa
24. Campbell
25. Oregon State

Perfect Game

March 6

1. LSU
2. Stanford
3. **Arkansas**
4. Wake Forest
5. Tennessee
6. Florida
7. Louisville
8. Ole Miss
9. Vanderbilt
10. UCLA
11. Auburn
12. Virginia
13. Virginia Tech
14. TCU
15. Texas Tech
16. NC State
17. Miami
18. North Carolina
19. Oregon State
20. Texas A&M
21. East Carolina
22. Southern Miss
23. Oklahoma State
24. UC Santa Barbara
25. Florida State

USA Today Coaches

March 6

1. LSU
2. Tennessee
3. Stanford
4. Wake Forest
5. Ole Miss
6. Florida
7. Louisville
8. **Arkansas**
9. Vanderbilt
10. Virginia Tech
11. Virginia
12. UCLA
13. East Carolina
14. Oklahoma State
15. NC State
16. TCU
17. North Carolina
18. Alabama
19. Texas A&M
20. South Carolina
21. Texas Tech
22. Oregon State
23. Florida State
24. Southern Miss
25. Auburn

Collegiate Baseball

March 6

1. LSU
2. Wake Forest
3. Tennessee
4. Louisville
5. Stanford
6. Virginia
7. Florida
8. **Arkansas**
9. Vanderbilt
10. UCLA
11. NC State
12. UC Santa Barbara
13. Ole Miss
14. Miami
15. Oregon State
16. Iowa
17. Texas A&M
18. Texas Tech
19. East Carolina
20. Auburn
21. North Carolina
22. Alabama
23. TCU
24. Oklahoma State
25. South Carolina
26. Georgia Tech
27. UC Irvine
28. Virginia Tech
29. Florida Gulf Coast
30. Southern Miss

NCBWA

March 6

1. LSU
2. Wake Forest
3. Stanford
4. Tennessee
5. Ole Miss
6. Florida
7. **Arkansas**
8. Louisville
9. Vanderbilt
10. Virginia
11. Virginia Tech
12. UCLA
13. TCU
14. NC State
15. Oklahoma State
16. East Carolina
17. North Carolina
18. Alabama
19. Texas A&M
20. South Carolina
21. Texas Tech
22. Southern Miss
23. Miami
24. Oregon State
25. Florida State
26. Auburn
27. Iowa
28. Grand Canyon
29. UC Santa Barbara
30. Florida Gulf Coast

ARKANSAS IN THE POLLS

	BA	D1Baseball	PG	USA Today	CB	NCBWA
Preseason	11	8	4	6	7	6
Feb. 20	11	9	3	6	7	7
Feb. 27	9	8	3	8	8	7
March 6	9	8	3	8	8	7
March 13	--	--	--	--	--	--
March 20	--	--	--	--	--	--
March 27	--	--	--	--	--	--
April 3	--	--	--	--	--	--
April 10	--	--	--	--	--	--
April 17	--	--	--	--	--	--
April 24	--	--	--	--	--	--
May 1	--	--	--	--	--	--
May 8	--	--	--	--	--	--
May 15	--	--	--	--	--	--
May 22	--	--	--	--	--	--
May 29	--	--	--	--	--	--
Final	--	--	--	--	--	--

D1 - D1Baseball.com

BA - Baseball America

USA TODAY - USA Today Coaches Poll

PG - Perfect Game

CB - Collegiate Baseball Newspaper

NCBWA - National Collegiate Baseball Writers Association



Dave Van Horn, the two-time SEC Coach of the Year, enters his 21st season at the helm of the Arkansas baseball program in 2023.

In his time as Head Hog, Van Horn has elevated Arkansas into one of the nation's premier teams. Van Horn has led the Razorbacks to seven College World Series appearances, 18 NCAA Tournament berths, two SEC overall titles, six SEC Western Division championships, one SEC Tournament title and a total of 807 wins.

Ever since returning to his alma mater in 2003 to take over for retiring legendary Arkansas head baseball coach Norm DeBriyn, Van Horn has continued to successfully field nationally competitive teams, while also grooming two Golden Spikes Award and Dick Howser Trophy winners in Andrew Benintendi and Kevin Kopps as well as numerous All-Americans, all-conference performers and future professional baseball players. Under his guidance, 36 Razorbacks have been named All-Americans, 43 as All-SEC players, and 129 have been picked in the MLB Draft.

Van Horn is the second-winningest coach in Arkansas history with 807 wins, including 313 career SEC victories. He is one of only five head coaches in college baseball history, along with Ron Polk (453), Mike Bianco (342), Skip Bertman (328) and Tim Corbin (320), with 300 or more SEC wins in their career.

Including his years at Nebraska, Northwestern State and Central Missouri State, Van Horn has racked up 1,178 wins at four-year institutions, sixth most among all active head coaches. He is one of eight active Division I head coaches with 1,000 or more wins at four-year schools.

DVH AGAINST 2023 OPPONENTS				
	W-L	Home	Away	Neutral
Alabama	35-28	19-8	14-16	2-4
Arkansas State	3-0	3-0	0-0	0-0
Army	1-0	1-0	0-0	0-0
Auburn	36-23	17-10	17-13	2-0
Eastern Illinois	21-2	21-2	0-0	0-0
Georgia	24-18	14-7	9-8	1-3
Grambling	10-0	10-0	0-0	0-0
Illinois State	5-3	5-3	0-0	0-0
Lipscomb	0-0	0-0	0-0	0-0
Little Rock	3-1	3-1	0-0	0-0
LSU	25-42	14-17	10-17	1-8
Louisiana Tech	20-6	9-2	7-4	4-0
Mississippi State	33-28	18-12	13-14	2-2
Missouri State	19-10	11-8	8-2	0-0
Oklahoma State	8-6	2-3	4-2	2-1
Ole Miss	32-42	14-19	11-16	7-7
Omaha	1-0	1-0	0-0	0-0
South Carolina	28-21	12-9	12-9	4-3
SEMO	6-2	6-2	0-0	0-0
TCU	4-1	2-0	0-0	2-1
Tennessee	29-16	14-7	12-8	3-1
Texas A&M	18-14	10-5	7-9	1-0
Texas	8-5	2-0	2-3	4-2
UCA	3-0	2-0	0-0	1-0
UNLV	1-1	1-1	0-0	0-0
Vanderbilt	20-22	12-8	7-10	1-4
Wright State	6-0	6-0	0-0	0-0

PERSONAL

Born: Sept. 17, 1960
Hometown: Kansas City, Mo.
Alma Mater: Arkansas (1988)
Masters of Science: East Texas State University (1992)
Wife: Karen
Children: Hollan, Mariel
Named Head Coach at Arkansas: June 21, 2002

PLAYING HISTORY

1982-84 Atlanta Braves Organization
1982 MLB Draft: 10th Round (Atlanta Braves)
1982 Arkansas
1981 MLB Draft: 10th Round (Chicago White Sox)
1980-81 McLennan Community College

COACHING HONORS

2021 SEC Coach of the Year
2004 SEC Coach of the Year
2001 Baseball America National Coach of the Year
2001 BIG 12 Coach of the Year
2001 ABCA Midwest Region Coach of the Year
2000 ABCA Midwest Region Coach of the Year
1997 Southland Coach of the Year
1995 Southland Coach of the Year
1994 NCAA Division II Coach of the Year
1994 ABCA Central Region Coach of the Year

HALL OF FAME

2019 Arkansas Sports Hall of Fame
2013 Winnetonka High School Hall of Fame
2012 Ban Johnson League Hall of Fame
2001 Central Missouri State Hall of Fame

VAN HORN'S CAREER NUMBERS

Year	School	Record	Pct.	Conf.	Place	Conf. Tourn.	NCAA
1989	Texarkana CC	39-18	.684	NA	NA	NA	--
1990	Texarkana CC	44-14	.759	NA	NA	NA	--
1991	Texarkana CC	45-12	.789	NA	NA	NA	--
1992	Texarkana CC	48-10	.827	NA	1st	NA	--
1993	Texarkana CC	38-18	.678	NA	NA	NA	--
	Totals	214-72	.748	--	--	--	--
1994	Central Missouri State	51-11	.823	15-1	1st (Div.)	1st (4-1)	NCAA DII Champs
	Totals	51-11	.823	15-1	--	1 (4-1)	--
1995	Northwestern State	37-15	.711	19-5	1st	DNP (0-2)	--
1996	Northwestern State	34-27	.557	14-16	2nd (Div.)	2nd (3-2)	--
1997	Northwestern State	35-23	.603	19-9	1st	DNP (0-2)	--
	Totals	106-65	.620	52-30	--	3 (3-6)	--
1998	Nebraska	24-20	.545	10-13	7th	DNQ	DNQ
1999	Nebraska	42-18	.700	16-9	5th	1st (4-0)	NCAA (1-2)
2000	Nebraska	51-17	.750	21-9	2nd	1st (5-1)	NCAA (4-2)
2001	Nebraska	50-16	.758	20-8	1st	1st (4-0)	CWS (5-2)
2002	Nebraska	47-21	.691	16-11	2nd	2nd (3-1)	CWS (5-3)
	Totals	214-92	.699	67-39	--	4 (16-2)	4 (15-9)
2003	Arkansas	35-22	.612	14-16	6th West	T-7th (0-2)	NCAA (1-2)
2004	Arkansas	45-24	.652	19-11	T-1st Overall	4th (2-2)	CWS (6-3)
2005	Arkansas	39-22	.636	13-17	T-5th West	T-7th (0-2)	NCAA (2-2)
2006	Arkansas	39-21	.650	18-12	2nd West	T-7th (0-2)	NCAA (1-2)
2007	Arkansas	43-21	.672	18-12	1st West	2nd (3-1)	NCAA (2-2)
2008	Arkansas	34-24	.586	14-15	4th West	DNQ	NCAA (0-2)
2009	Arkansas	41-24	.631	14-15	4th West	4th (2-2)	CWS (7-2)
2010	Arkansas	43-21	.672	18-12	2nd West	T-7th (0-2)	NCAA (3-3)
2011	Arkansas	40-22	.645	15-15	1st West	T-3rd (2-2)	NCAA (2-2)
2012	Arkansas	46-22	.676	16-14	T-2nd West	T-9th (0-2)	CWS (7-3)
2013	Arkansas	39-22	.639	18-11	2nd West	T-3rd (2-1)	NCAA (2-2)
2014	Arkansas	40-25	.615	16-14	4th West	T-3rd (3-2)	NCAA (2-2)
2015	Arkansas	40-25	.615	17-12	3rd West	T-5th (2-2)	CWS (5-3)
2016	Arkansas	26-29	.473	7-23	7th West	DNQ	DNQ
2017	Arkansas	45-19	.703	18-11	2nd West	2nd (3-2)	NCAA (3-2)
2018	Arkansas	48-21	.696	18-12	T-1st West	T-3rd (2-1)	CWS Runner-Up (9-3)
2019	Arkansas	46-20	.697	20-10	T-1st West	T-5th (1-2)	CWS (5-3)
2020	Arkansas	11-5	.688	--	--	--	--
2021	Arkansas	50-13	.807	22-8	1st Overall	1st (4-0)	NCAA (4-3)
2022	Arkansas	46-21	.687	18-12	2nd West	T-7th (0-2)	CWS (8-3)
2023	Arkansas	11-2	.917	--	--	--	--
	Totals	807-425	.655	313-252	--	17 (26-29)	18 (69-43)
CAREER TOTALS		1,392-665	.677	447-322	--	49-38 (.563)	84-53 (.613)

A ||| THE ARKANSAS RAZORBACKS



HAROLD COLL
Jr. • 5-11 • 190 • R/R
INF • Boston, Mass.



ISAAC WEBB
Jr. • 5-11 • 165 • R/R
INF/OF • Collinsville, Okla.



KENDALL DIGGS
So. • 6-0 • 205 • L/R
INF/OF • Olathe, Kan.



CALEB CALI
R-Jr. • 6-3 • 220 • R/R
INF • Monteverde, Fla.



JACE BOHROFEN
Jr. • 6-2 • 205 • L/R
OF • Oklahoma City, Okla.



JOHN BOLTON
Grad. • 5-10 • 180 • R/R
INF • Memphis, Tenn.



PEYTON STOVALL
So. • 5-11 • 195 • L/R
INF • Houghton, La.



JARED WEGNER
Grad. • 6-0 • 220 • R/R
OF • Kearney, Neb.



TAVIAN JOSEMBERGER
Jr. • 6-0 • 185 • S/R
OF • Kansas City, Mo.




JAYSON JONES
Fr. • 6-2 • 225 • R/R
INF • Savannah, Texas



BEN MCLAUGHLIN
Jr. • 6-3 • 200 • L/R
INF • Golden, Colo.




HUDSON POLK
Jr. • 6-1 • 205 • R/R
C • Coppell, Texas




BRADY SLAVENS
Sr. • 6-3 • 205 • L/R
INF • Olathe, Kan.



REESE ROBINETT
Fr. • 6-3 • 215 • L/R
INF • Kennett, Mo.



HUNTER GRIMES
R-Jr. • 6-1 • 185 • R/R
INF/OF • Kerrville, Texas



JAXON WIGGINS
Jr. • 6-6 • 225 • R/R
RHP • Roland, Okla.



PEYTON HOLT
Jr. • 5-10 • 205 • R/R
INF • Greenwood, Ark.



BRADY TYGART
So. • 6-2 • 205 • R/R
RHP • Hernando, Miss.



MASON NEVILLE
Fr. • 6-3 • 200 • L/L
OF • Las Vegas, Nev.



KOTY FRANK
Grad. • 6-2 • 220 • R/R
RHP • Tushka, Okla.



AUSTIN LEDBETTER
So. • 6-1 • 190 • R/R
RHP • Bryant, Ark.



DYLAN CARTER
R-Jr. • 6-2 • 210 • R/R
RHP • Bentonville, Ark.



ZACK MORRIS
Sr. • 6-3 • 225 • L/L
LHP • Cabot, Ark.



HAGEN SMITH
So. • 6-3 • 215 • L/L
LHP • Bullard, Texas



NICK GRIFFIN
R-So. • 6-4 • 195 • R/R
LHP • Monticello, Ark.



JORDAN HUSKEY
Fr. • 5-10 • 185 • L/L
LHP • Quitman, Ark.



PARKER COIL
Fr. • 6-3 • 200 • R/L
LHP • Edmond, Okla.



JAKE FAHERTY
So. • 6-3 • 190 • R/R
RHP • Georgetown, Ky.



SEAN FITZPATRICK
Fr. • 6-0 • 165 • L/L
LHP • Spring, Texas



HUNTER HOLLAN
Jr. • 6-5 • 200 • L/L
LHP • Hallsville, Texas



BEN BYBEE
Fr. • 6-6 • 235 • R/R
RHP • Overland Park, Kan.



WILL MCENTIRE
R-Jr. • 6-4 • 240 • L/R
RHP • Bryant, Ark.



CAL KILGORE
So. • 6-1 • 185 • R/R
C • Overland Park, Kan.



PARKER ROWLAND
Jr. • 6-3 • 215 • S/R
C • Tulsa, Okla.



GAGE WOOD
Fr. • 6-0 • 210 • R/R
RHP • Batesville, Ark.



CHRISTIAN FOUTH
Fr. • 6-3 • 220 • R/R
RHP • Littleton, Colo.



COOPER DOSSETT
Fr. • 6-0 • 190 • R/R
RHP • Springdale, Ark.



CODY ADCOCK
Jr. • 6-4 • 210 • R/R
RHP • Texarkana, Ark.



JOSH HYNEMAN
Fr. • 6-4 • 245 • R/R
RHP • Jonesboro, Ark.



DAVE VAN HORN
Head Coach
21st Season



NATE THOMPSON
Assistant Coach
6th Season



MATT HOBBS
Assistant Coach
5th Season



BOBBY WERNES
Volunteer Assistant
3rd Season



CLAY GOODWIN
Director of Operations
16th Season





No.	Player	Pos.	B/T	Yr.	Ht.	Wt.	Hometown / High School / Previous School
1	Harold Coll	INF	Jr.	5-11	190	R/R	Boston, Mass. / Georgia Premier Academy / San Jacinto College
3	Isaac Webb	INF/OF	Jr.	5-11	165	R/R	Collinsville, Okla. / Collinsville HS / Grayson College / Eastern Oklahoma State College
5	Kendall Diggs	INF/OF	So.	6-0	205	L/R	Olathe, Kan. / Saint Thomas Aquinas HS
6	Caleb Cali	INF	R-Jr.	6-3	230	R/R	Montverde, Fla. / Montverde Academy / Florida State / Hillsborough CC / College of Central Florida
8	Jace Bohrofen	OF	Jr.	6-2	205	L/R	Oklahoma City, Okla. / Westmoore HS / Oklahoma
9	John Bolton	INF	Grad.	5-10	180	R/R	Memphis, Tenn. / Memphis University School / Hinds CC / Austin Peay
10	Peyton Stovall	INF	So.	5-11	195	L/R	Haughton, La. / Haughton HS
11	Jared Wegner	OF	Grad.	6-0	220	R/R	Kearney, Neb. / Kearney HS / Creighton
12	Tavian Josenberger	OF	Jr.	6-0	185	S/R	Kansas City, Mo. / Park Hill HS / Kansas
13	Jayson Jones	INF	Fr.	6-2	225	R/R	Savannah, Texas / Braswell HS
15	Ben McLaughlin	INF	Jr.	6-3	200	L/R	Golden, Colo. / Golden HS / Hutchinson CC
16	Hudson Polk	C	Jr.	6-1	205	R/R	Coppell, Texas / Coppell HS / Oklahoma
17	Brady Slavens	INF	Sr.	6-3	205	L/R	Olathe, Kan. / Olathe Northwest HS / Wichita State / Johnson County CC
18	Reese Robinett	INF	Fr.	6-3	215	L/R	Kennett, Mo. / Kennett HS
21	Hunter Grimes	INF/OF	R-Jr.	6-1	185	R/R	Kerrville, Texas / Tivy HS / UTSA / McLennan CC
22	Jaxon Wiggins	RHP	Jr.	6-6	225	R/R	Roland, Okla. / Roland HS
24	Peyton Holt	INF	Jr.	5-10	205	R/R	Greenwood, Ark. / Greenwood HS / Crowder College
25	Brady Tygart	RHP	So.	6-2	205	R/R	Hernando, Miss. / Lewisburg HS
26	Mason Neville	OF	Fr.	6-3	200	L/L	Las Vegas, Nev. / Basic HS
28	Koty Frank	RHP	Grad.	6-2	220	R/R	Tushka, Okla. / Tushka HS / Eastern Oklahoma State College / Nebraska
29	Austin Ledbetter	RHP	So.	6-1	190	R/R	Bryant, Ark. / Bryant HS
31	Dylan Carter	RHP	R-So.	6-2	210	R/R	Bentonville, Ark. / Bentonville West HS / Crowder College
32	Zack Morris	LHP	Sr.	6-3	225	L/L	Cabot, Ark. / Cabot HS
33	Hagen Smith	LHP	So.	6-3	215	L/L	Bullard, Texas / Bullard HS
34	Nick Griffin	LHP	R-So.	6-4	195	L/L	Monticello, Ark. / Monticello HS
35	Jordan Huskey	LHP	Fr.	5-10	185	L/L	Quitman, Ark. / Greenbrier HS
36	Parker Coil	LHP	Fr.	6-3	200	R/L	Edmond, Okla. / Edmond Memorial HS
37	Jake Faherty	RHP	So.	6-3	190	R/R	Georgetown, Ky. / Great Crossing HS
38	Sean Fitzpatrick	LHP	Fr.	6-0	165	L/L	Spring, Texas / Concordia Lutheran HS
39	Hunter Hollan	LHP	Jr.	6-5	200	L/L	Hallsville, Texas / Spring Hill HS / San Jacinto College
40	Ben Bybee	RHP	Fr.	6-6	235	R/R	Overland Park, Kan. / Blue Valley Southwest HS
41	Will McEntire	RHP	R-Jr.	6-4	240	L/R	Bryant, Ark. / Bryant HS
43	Cal Kilgore	C	So.	6-1	185	R/R	Overland Park, Kan. / Blue Valley Southwest HS / New Mexico State
44	Parker Rowland	C	Jr.	6-3	215	S/R	Tulsa, Okla. / Bishop Kelley HS / Arkansas State / Eastern Oklahoma State College
45	Gage Wood	RHP	Fr.	6-0	210	R/R	Batesville, Ark. / Batesville HS
46	Christian Foutch	RHP	Fr.	6-3	220	R/R	Littleton, Colo. / Chatfield HS
48	Cooper Dossett	RHP	Fr.	6-0	190	R/R	Springdale, Ark. / Har-Ber HS
49	Cody Adcock	RHP	Jr.	6-4	210	R/R	Texarkana, Ark. / Arkansas HS / Ole Miss / Crowder College
55	Josh Hyneman	RHP	Fr.	6-4	245	R/R	Jonesboro, Ark. / Jonesboro HS

Coaches & Support Staff

Head Coach:	2 Dave Van Horn, 21st Season (Arkansas, 1988)
Assistant Coach:	30 Nate Thompson, 6th Season (Dallas Baptist, 2006)
Assistant Coach:	47 Matt Hobbs, 5th Season (Missouri, 2002)
Assistant Coach:	7 Bobby Wernes, 3rd Season (Arkansas, 2018)
Director of Operations:	Clay Goodwin, 16th Season (Arkansas, 2005)
Director of Strength & Conditioning:	Hunter Bell, 1st Season (Arkansas-Monticello, 2018)
Director of Video & Scouting:	Zach Barr, 6th Season (Arkansas, 2017)
Director of Analytics:	DJ Baxendale, 4th Season (Arkansas, 2019)
Athletic Trainer:	Corey Wood, 12th Season (East Carolina, 2008)
Equipment Manager:	Mark Taylor, 33rd Season (Ouachita Baptist, 1988)
Graduate Managers:	Cullen Smith
Student Managers:	Connor Carson, Bryson Halford, Owen Hoover, Josh Langham, John McElroy, Matthew Schluterman, Matt Wheeler
Sports Information Director:	Oliver Grigg, 3rd Season (Tulane, 2017)
Academics Director:	Jonathan Burgess, 2nd Season (Central Arkansas, 2015)
Sports Nutritionist:	Lauren Lyons, 5th Season (Saint Louis, 2017)
Sport Administrator:	Kevin Trainor, 13th Season (Arkansas, 1994)
Administrative Assistant:	Kelly Moore, 20th Season (Arkansas, 2004)

Pronunciation Guide

Jace Bohrofen	bore-fin
Cooper Dossett	daw-sit
Koty Frank	cody
Mason Neville	nuh-ville
Brady Slavens	slay-vins
Brady Tygart	ty-gert
Jared Wegner	wagner
Bobby Wernes	wer-niss

Team Captains

Jace Bohrofen	Jr. / OF
Zack Morris	Sr. / LHP
Peyton Stovall	So. / INF



THE STARTERS

#16 HUDSON POLK **C** **JR.** **.067/.300/.267**

Transfer from Oklahoma ... Made his Razorback debut in the season opener vs. Texas (Feb. 17) in the College Baseball Showdown ... Hit his first home run as a Hog vs. #15 TCU (Feb. 18) in the College Baseball Showdown ... In 2022 at Oklahoma, played in 12 games with six starts at catcher ... Slashed .313/.522/.563 (5-for-16) with five runs batted in and five runs scored ... Had two doubles and a triple.

#17 BRADY SLAVENS **1B** **SR.** **.320/.404/.480**

Ranks first among all active SEC hitters in career RBI (154) ... Team leader in doubles (5) through 13 games this season ... Hit his first home run of the year against Wright State (March 4) ... In 2022, slashed .255/.332/.523 with a team-leading 16 homers and 58 RBI ... Recorded 17 multi-hit games, including two three-hit efforts and a two four-hit games ... Had 15 multiple RBI games, including seven three-RBI games, one four-RBI game and one six-RBI game ... Hit the longest recorded home run in a College World Series game at Charles Schwab Field, crushing a 436-foot homer vs. Ole Miss.

#2 PEYTON STOVALL **2B** **SO.** **.340/.421/.574**

One of the Razorbacks' three team captains ... Hit his first homer of the season against Illinois State (March 1) ... In 2022, played in 52 games with 51 starts as a true freshman ... Slashed .295/.373/.425 with six homers and 31 RBI ... Had 59 hits, including eight doubles ... Recorded 18 multi-hit games and 10 multiple RBI games ... Season-long 11-game hitting streak was second longest on the Hogs ... First player with five hits in a College World Series game since UNC's Dustin Ackley (2009).

#6 CALEB CALI **3B** **R-JR.** **.226/.385/.452**

Transfer from College of Central Florida (2022) ... Also played at Florida State (2020) and Hillsborough CC (2021) ... Made his Razorback debut in the season opener against Texas (Feb. 17) in the College Baseball Showdown ... Recorded his first hit as a Razorback on his first home run of the season against Illinois State (March 1) ... In 2022, named an NJCAA All-American after slashing .438/.533/.826 with 17 homers and 77 RBI ... FCSAA Player of the Year and All-Mid-Florida Conference Player of the Year.

#9 JOHN BOLTON **SS** **GRAD.** **.244/.347/.293**

Graduate transfer from Austin Peay ... Made his Razorback debut in the season opener vs. Texas (Feb. 17) in the College Baseball Showdown, going 2-for-4 with a double and an RBI ... Drove in a season-high two runs vs. #9 Oklahoma State (Feb. 19) in the College Baseball Showdown ... Team-leading reached base streak of nine consecutive games.

#11 JARED WEGNER **LF** **GRAD.** **.400/.500/.840**

Graduate transfer from Creighton ... Made his Razorback debut in the season opener against Texas (Feb. 17) in the College Baseball Showdown ... Hit his first homer as a Hog vs. #15 TCU (Feb. 18) in the College Baseball Showdown, finishing 3-for-4 with three RBI ... Went 2-for-4 with two runs scored, a triple, a home run and a weekend-high five RBI in vs. #9 Oklahoma State (Feb. 19) ... Named SEC Player of the Week (Feb. 20), after slashing .545/.643/.365 with two homers, and eight RBI in the Arlington.

#8 TAVIAN JOSENERGER **CF** **JR.** **.340/.422/.509**

Transfer from Kansas ... Arkansas' leadoff hitter ... Made his Razorback debut in the season opener vs. Texas (Feb. 17) in the College Baseball Showdown ... Has seven multi-hit games and three multi-RBI games this year, including a two-RBI effort vs. #9 Oklahoma State (Feb. 19) in the College Baseball Showdown ... In 2022 at Kansas, started 52 games at second base and slashed .276/.357/.386 with 13 doubles, two triples, two homers, 23 RBI, 25 walks and 11 stolen bases ... Led the team in runs scored (43) ... Recorded a 23-game on-base streak, the longest by a Jayhawk in 2022 ... Had 15 multi-hit games.

#9 JACE BOHROFEN **RF** **JR.** **.462/.600/.872**

One of the Razorbacks' three team captains ... Six multi-hit games ... Homered in three consecutive games: vs. Wright State (March 5), vs. Army (March 7), vs. Louisiana Tech (March 10) ... In 2022, slashed .228/.333/.435 with eight doubles, one triple, three homers and 17 RBI ... Had five multi-hit games, including one three-hit game ... Recorded five multi-RBI games, including one five-RBI game.

#5 KENDALL DIGGS **DH** **SO.** **.306/.458/.694**

Razorbacks' primary designated hitter ... Drove in two runs in the season opener vs. Texas (Feb. 17) in the College Baseball Showdown ... Launched his first home run of the season vs. #15 TCU (Feb. 18) in the College Baseball Showdown ... Hit a walk-off home run against EIU (Feb. 25), driving in a season-high four RBI in the run-rule win ... In 2022, slashed .197/.367/.361 with three homers and 14 RBI.

THE BENCH

#1 HAROLD COLL **INF.** **JR.**

Transfer from San Jacinto College ... Made his Razorback debut vs. #15 TCU (Feb. 18) in the College Baseball Showdown ... Slashed .357/.433/.604 with 10 homers, 65 RBI, 64 runs scored and 15 stolen bases in 2022 at San Jac ... Hit for the cycle vs. Wabash Valley in the JUCO World Series, racking up five hits with a single, two doubles, a triple and a homer.

#13 JAYSON JONES **INF** **FR.**

Made his Razorback debut vs. #15 TCU (Feb. 18) in the College Baseball Showdown, hitting a solo homer in his second career at-bat for his first collegiate hit ... Attended Braswell High School in Aubrey, Texas ... Ranked by Perfect Game as the No. 5 overall prospect and the No. 2 shortstop in the class of 2022 ... No. 1 overall prospect and No. 1 shortstop in Texas by Perfect Game ... No. 1 overall prospect and No. 1 shortstop in Texas by Prep Baseball Report ... No. 8 on Baseball America's list of Top 2022 High School MLB Draft Prospects.

#15 BEN McLAUGHLIN **INF** **JR.**

Transfer from Hutchinson CC ... Made his Razorback debut vs. #9 Oklahoma State (Feb. 19) in the College Baseball Showdown ... NJCAA ABCA/Rawlings Gold Glove Award winner at third base and NJCAA All-American in 2022 ... Slashed .411/.511/.804 with 19 home runs and 83 RBI ... Defensively, committed only three errors in 221 total chances (.986 fielding percentage)

#18 REESE ROBINETT **INF** **FR.**

Attended Kennett High School in Kennett, Mo. ... Made his Razorback debut vs. #9 Oklahoma State (Feb. 19) in the College Baseball Showdown, recording his first collegiate hit ... Ranked by Perfect Game as a top-500 overall prospect and the No. 35 third baseman in the class of 2022 ... No. 4 overall prospect and No. 2 third baseman in the state of Missouri by Perfect Game ... No. 2 overall prospect and No. 1 third baseman in Missouri by Prep Baseball Report.

#21 HUNTER GRIMES **INF/OF** **R-JR.**

Transfer from McLennan CC ... Made his Razorback debut vs. #9 Oklahoma State (Feb. 19) in the College Baseball Showdown ... Slashed .366/.427/.749 with 17 homers and 66 RBI in 2022, earning All-NTJACAC honors ... Started at UTSA (2019-21), where he was a two-way player ... As a freshman in 2019, slashed .303/.343/.515 with four homers and nine RBI.

#24 PEYTON HOLT **INF** **JR.**

Transfer from Crowder College ... Made his Razorback debut vs. #9 Oklahoma State (Feb. 19) in the College Baseball Showdown ... Earned his first start against Eastern Illinois (Feb. 24), collecting two hits with two RBI.

#26 MASON NEVILLE **OF** **FR.**

Selected by the Cincinnati Reds in the 18th round (No. 543 overall) of the 2022 MLB Draft ... Made his Razorback debut vs. #15 TCU (Feb. 18) in the College Baseball Showdown ... Collected his first collegiate hit vs. #9 Oklahoma State (Feb. 19) in the College Baseball Showdown Attended Basic High School in Henderson, Nev. ... No. 3 overall prospect and No. 2 outfielder in the state of Nevada by Perfect Game ... Ranked by Prep Baseball Report as the No. 50 overall prospect and the No. 11 outfielder in the country ... No. 3 overall prospect and No. 2 outfielder in Nevada by Prep Baseball Report.

#44 PARKER ROWLAND **C** **JR.**

Transfer from Eastern Oklahoma State College ... Made his Razorback debut vs. #15 TCU (Feb. 18) in the College Baseball Showdown ... Started vs. #9 Oklahoma State (Feb. 19) in the College Baseball Showdown and drove in two runs ... Slashed .408/.509/.668 with 12 home runs and 78 RBI in 2022 at EOSC ... Began his collegiate career at Arkansas State (2019-20).

ON THE MOUND

FRIDAY


#33 LHP HAGEN SMITH
SO.
3-0, 1.40 ERA, 19.1 IP, 14 BB, 28 SO

Last Start: March 10, vs. Louisiana Tech, 5.0 IP, 4 H, 2 R, 2 ER, 4 BB, 7 SO

Earned the start in the season opener against Texas (Feb. 17) in the College Baseball Showdown, twirling five scoreless innings with eight strikeouts ... Picked up his first win of the season against Eastern Illinois (Feb. 24), punching out six over 4.2 scoreless innings ... Improved to 2-0 on the year with 4.2 innings of one-run ball and seven strikeouts against Wright State (March 3) ... Carded his third win of the year with five strong innings in a start against Louisiana Tech (March 10), punching out seven while allowing two runs ... In 2022, named a Freshman All-American by Collegiate Baseball and Perfect Game ... Went 7-2 with a 4.66 ERA, 90 strikeouts and two saves in 77.1 innings ... Totaled six quality starts, second most among all Razorback starting pitchers ... In the NCAA Tournament, went 1-0 with a 3.38 ERA and two saves in 10.2 innings of work ... Struck out 16 and limited opposing hitters to a .184 batting average ... Earned his first collegiate save in an elimination-game win at #6 Oklahoma State (June 6), striking out four over two scoreless frames to help Arkansas advance to the super regional round ... In the NCAA Chapel Hill Super Regional, locked down his second career save at #11 UNC (June 12) to send the Hogs to Omaha ... In the College World Series, started vs. Ole Miss (June 22) and threw five innings of one-run ball with eight strikeouts.

SATURDAY


#41 RHP WILL McENTIRE
R-JR.
2-0, 6.17 ERA, 11.2 IP, 7 BB, 10 SO

Last Start: March 4, vs. Wright State, 5.0 IP, 8 H, 3 R, 2 ER, 3 BB, 6 SO

Made his first start of the 2023 season vs. #15 TCU (Feb. 18) in the College Baseball Showdown ... Earned his first win of the year in a start against Eastern Illinois (Feb. 25), allowing one run over 4.2 innings ... Improved to 2-0 with five innings of three-run ball and six strikeouts in a start against Wright State (March 4) ... In 2022, went 2-2 with a 2.59 ERA and one save in 48.2 innings ... Struck out 49 batters and limited opposing hitters to a .198 batting average ... Recorded two quality starts ... In the NCAA Chapel Hill Super Regional, threw 5.2 scoreless innings with four strikeouts at #11 UNC (June 12) to help Arkansas advance to the College World Series ... Delivered his most dominant outing of the season in the College World Series vs. #25 Auburn (June 21), working seven innings and striking out nine while allowing one run ... Member of an Arkansas pitching staff that set a school record with 674 strikeouts.

SUNDAY


#39 LHP HUNTER HOLLAN
JR.
2-0, 2.30 ERA, 15.2 IP, 6 BB, 14 SO

Last Start: March 5, vs. Wright State, 6.0 IP, 5 H, 1 R, 1 ER, 2 BB, 5 SO

Selected by the Milwaukee Brewers in the 15th round (No. 447 overall) of the 2021 MLB Draft ... Transfer from San Jacinto College ... Made his first start as a Razorback vs. #9 Oklahoma State (Feb. 19) in the College Baseball Showdown, striking out five over four innings of one-run ball to earn his first win of the season ... Earned his first win as a Razorback against Eastern Illinois (Feb. 26), punching out four over 5.2 innings ... Recorded the Hogs' first quality start of the year against Wright State (March 5), spinning six innings of one-run ball with five strikeouts ... In 2022 at San Jac, made 18 starts, going 9-3 with a 3.59 ERA and 96 strikeouts in 80.1 innings ... Double-digit strikeouts in three games during the season.

PITCHER BREAKDOWN

	W-L-S	ERA	IP	H	R	ER	BB	SO
Starters	7-0-0	3.59	52.2	53	22	21	30	59
Relievers	4-2-3	7.04	61.1	75	51	48	26	60

THE HOG PEN

---- Season Totals ----

Pitcher	Last App.	IP	H	R	ER	BB	SO	HR	RI/S	RI/S	SV	Ret./1BF (BB)
Cody Adcock	3/10 (TECH)	1.0	3	2	2	1	2	1	0/0	4/0	1	5/7 (0)
Ben Bybee	3/4 (WSU)	0.1	1	0	0	0	0	0	2/2	5/3	0	0/2 (0)
Dylan Carter	3/10 (TECH)	3.0	1	0	0	0	2	0	2/0	5/0	1	6/6 (0)
Parker Coil	3/3 (WSU)	1.0	2	0	0	0	1	0	0/0	5/5	0	0/3 (1)
Cooper Dossett	2/26 (EIU)	1.0	0	0	0	1	1	0	0/0	0/0	0	1/2 (0)
Jake Faherty	3/4 (WSU)	0.2	0	3	3	3	1	0	0/0	0/0	0	0/1 (1)
Sean Fitzpatrick	2/18 (TCU)	0.1	2	0	0	0	1	0	1/1	1/1	0	0/1 (0)
Koty Frank	3/5 (WSU)	0.1	0	0	0	0	0	0	0/0	7/1	0	5/6 (0)
Austin Ledbetter	3/7 (ARMY)	2.1	3	1	1	0	1	0	2/0	5/0	0	3/4 (0)
Will McEntire	2/21 (GRAM)	0.2	4	1	1	1	0	0	1/1	1/1	0	0/1 (0)
Zack Morris	2/26 (EIU)	0.1	2	3	2	0	2	0	0/0	2/1	0	1/3 (0)
Brady Tygart	3/1 (ISU)	1.2	2	4	3	1	2	2	0/0	2/0	1	3/4 (0)
Gage Wood	2/26 (EIU)	0.0	0	2	2	2	0	0	2/1	4/3	0	1/4 (1)

TEAM TOTALS
41/15 2 25/44 (3)

Bullpen Notes: RHP Cody Adcock (1), RHP Dylan Carter (1) and RHP Brady Tygart (1) have each recorded a multi-inning save this season ... Tygart recorded his ninth career save in the season opener against Texas (Feb. 17) in the College Baseball Showdown at Globe Life Field in Arlington, Texas ... Of Tygart's nine career saves, seven are of the multi-inning variety, including his five-out save against the Longhorns on Opening Day ... Adcock earned his first career save against Wright State (March 5), locking down the final 2.2 innings of the ballgame to secure the Hogs' second multi-inning save of the season ... Carter recorded his first career save and the Razorbacks' third multi-inning save of the season against Louisiana Tech (March 10), spinning three scoreless innings with a strikeout against the Bulldogs.



Austin Ledbetter made seven appearances with two starts on the mound as a true freshman in 2022. He finished the year with a 2.84 ERA and 12 strikeouts over 12.2 innings of work.



Zack Morris, one of the Hogs' three team captains, posted a 6-1 record with a 3.21 ERA and one save in 35.0 innings last season. In SEC play, he went 3-0 with a 1.88 ERA in 14.1 innings.



Brady Tygart emerged as the Hogs' closer as a true freshman, tallying a team-leading eight saves, including six multi-inning saves. He struck out 51 over 37.2 innings of work.



TEAM GAME HIGHS

Team Batting

At-bats:	44	vs. Illinois State (March 1)
Runs scored:	18	vs. #9 Oklahoma State (Feb. 19 at Arlington, Texas)
Hits:	14	vs. #9 Oklahoma State (Feb. 19 at Arlington, Texas)
	14	vs. Illinois State (March 1)
	14	vs. Wright State (March 4)
RBI:	17	vs. #9 Oklahoma State (Feb. 19 at Arlington, Texas)
Doubles:	4	vs. Eastern Illinois (Feb. 25)
	4	vs. Illinois State (March 1)
Triples:	1	vs. #9 Oklahoma State (Feb. 19 at Arlington, Texas)
Home runs:	4	vs. #15 TCU (Feb. 18 at Arlington, Texas)
	4	vs. Illinois State (March 1)
	4	vs. Wright State (March 4)
Total bases:	30	vs. Illinois State (March 1)
Walks:	10	vs. #9 Oklahoma State (Feb. 19 at Arlington, Texas)
Strikeouts:	12	vs. Texas (Feb. 17 at Arlington, Texas)
Sac hits:	1	vs. Louisiana Tech (March 10)
Sac flies:	4	vs. Grambling (Feb. 21)
Stolen bases:	4	vs. Grambling (Feb. 21)
Hit by pitch:	3	vs. #9 Oklahoma State (Feb. 19 at Arlington, Texas)
Caught stealing:	2	vs. Louisiana Tech (March 10)
Runners LOB:	13	vs. Louisiana Tech (March 10)
Hit into DP:	3	vs. Grambling (Feb. 21)
	3	vs. Army (March 7)

Fielding

Putouts:	33	vs. Illinois State (March 1)
Assists:	14	vs. Illinois State (March 1)
Errors:	2	vs. Grambling (Feb. 21)
	2	vs. Eastern Illinois (Feb. 26)
	2	vs. Illinois State (March 1)
Passed balls:	2	vs. Eastern Illinois (Feb. 26)
DPs turned:	2	vs. Texas (Feb. 17 at Arlington, Texas)
	2	vs. Louisiana Tech (March 10)

Pitching

Innings pitched:	11.0	vs. Illinois State (March 1)
Runs allowed:	18	vs. #15 TCU (Feb. 18 at Arlington, Texas)
Earned runs:	18	vs. #15 TCU (Feb. 18 at Arlington, Texas)
Walks allowed:	11	vs. #15 TCU (Feb. 18 at Arlington, Texas)
Strikeouts:	13	vs. Texas (Feb. 17 at Arlington, Texas)
Hits allowed:	19	vs. #15 TCU (Feb. 18 at Arlington, Texas)
Doubles allowed:	3	vs. #15 TCU (Feb. 18 at Arlington, Texas)
Triples allowed:	1	vs. Wright State (March 4)
Homers allowed:	3	vs. Eastern Illinois (Feb. 26)
	3	vs. Illinois State (March 1)
Wild pitches:	2	vs. Eastern Illinois (Feb. 26)
	2	vs. Army (March 7)
Hit batters:	3	vs. #15 TCU (Feb. 18 at Arlington, Texas)

INDIVIDUAL GAME HIGHS

Individual Batting

At-bats:	6	Peyton Stovall vs. Illinois State (March 1)
Runs scored:	3	(6 times)
Hits:	3	(7 times)
RBI:	5	Jared Wegner vs. #9 Oklahoma State (Feb. 19 at Arlington, Texas)
Doubles:	2	Jace Bohrofen vs. Eastern Illinois (Feb. 25)
	2	Kendall Diggs vs. Illinois State (March 1)
Triples:	1	Jared Wegner vs. #9 Oklahoma State (Feb. 19 at Arlington, Texas)
Home runs:	1	(27 times)
Total bases:	8	Kendall Diggs vs. Illinois State (March 1)
Walks:	3	Jayson Jones vs. #9 Oklahoma State (Feb. 19 at Arlington, Texas)
Strikeouts:	4	Caleb Cali vs. Texas (Feb. 17 at Arlington, Texas)
Sac hits:	1	Parker Rowland vs. Louisiana Tech (March 10)
Sac flies:	1	(8 times)
Stolen bases:	2	Peyton Stovall vs. Grambling (Feb. 21)
	2	Jace Bohrofen vs. Eastern Illinois (Feb. 24)
	2	Tavian Josenberger vs. Illinois State (March 1)
Hit by pitch:	1	(18 times)
Caught stealing:	1	(5 times)
Runners LOB:	5	Caleb Cali vs. Texas (Feb. 17 at Arlington, Texas)

Fielding

Putouts:	14	Brady Slavens vs. Illinois State (March 1)
Assists:	7	John Bolton vs. Illinois State (March 1)
Errors:	2	John Bolton vs. Illinois State (March 1)
Passed balls:	2	Hudson Polk vs. Eastern Illinois (Feb. 26)

Pitching

Innings pitched:	6.0	Hunter Hollan vs. Wright State (March 5)
Runs allowed:	4	(5 times)
Earned runs:	4	(4 times)
Walks allowed:	5	Hagen Smith vs. Wright State (March 3)
Strikeouts:	8	Hagen Smith vs. Texas (Feb. 17 at Arlington, Texas)
Hits allowed:	8	Will McEntire vs. Wright State (March 4)
Doubles allowed:	2	Zack Morris vs. Illinois State (March 1)
	2	Will McEntire vs. Wright State (March 4)
Triples allowed:	1	Ben Bybee vs. Wright State (March 4)
Homers allowed:	2	Cody Adock vs. Eastern Illinois (Feb. 26)
	2	Brady Tygart vs. Illinois State (March 1)
	2	Will McEntire vs. Wright State (March 4)
Wild pitches:	2	Gage Wood vs. Eastern Illinois (Feb. 26)
	2	Parker Coil vs. Army (March 7)
Hit batters:	1	(8 times)

THE LAST TIME AN ARKANSAS PLAYER...

4 hits in a game.....	Michael Turner vs. #2 Stanford (College World Series), June 18, 2022
5 hits in a game.....	Peyton Stovall vs. #25 Auburn (College World Series), June 21, 2022
6 hits in a game.....	Jeremy Jackson vs. Northeastern (Okla.), April 16, 1997
2 hits in an inning.....	Casey Opitz vs. Eastern Illinois, Feb. 16, 2019
2 doubles in a game.....	Kendall Diggs vs. Illinois State, March 1, 2023
3 doubles in a game.....	Trevor Ezell vs. TCU (NCAA Regional), June 1, 2019
4 doubles in a game.....	Rodney Nye vs. Louisiana Tech, March 31, 1998
Led off a game with a triple.....	Braydon Webb vs. #2 Stanford (College World Series), June 18, 2022
2 triples in a game.....	Jax Biggers vs. Auburn (SEC Tournament), May 25, 2017
Led off a game with a HR.....	Matt Goodheart vs. #19 Nebraska (NCAA Regional), June 5, 2021
2 home runs in a game.....	Robert Moore at #6 Oklahoma State (NCAA Regional), June 4, 2022
3 home runs in a game.....	Chad Spanberger vs. Auburn (SEC Tournament), May 26, 2017
Grand slam.....	Braydon Webb vs. Grambling, March 15, 2022
Grand slam in consecutive games.....	Cayden Wallace vs. UIC, March 12-13, 2022
HR in consecutive at-bats.....	Brady Slavens at Texas A&M, April 23, 2022
HR in 2 straight games.....	Jace Bohrofen vs. Army & Louisiana Tech, March 7-10, 2023
HR in 3 straight games.....	Jace Bohrofen vs. Wright State, Army & Louisiana Tech, March 5-10, 2023
HR in 4 straight games.....	Cayden Wallace vs. Florida (SEC Tournament), GCU (NCAA Regional) & #6 OSU (NCAA Regional), May 27-June 5, 2022
HR in 5 straight games.....	Aaron Murphree vs. OSU, South Dakota State & Siena, March 2-8, 2008
HR in 6 straight games.....	Aaron Murphree vs. OSU, South Dakota State & Siena, March 2-9, 2008
Pinch-hit home run.....	Charlie Welch vs. #19 Nebraska (NCAA Regional), June 7, 2021
Inside-the-park home run.....	Casey Martin vs. Kentucky, May 3, 2019
Back-to-back home runs.....	Brady Slavens & Peyton Stovall vs. Wright State, March 3, 2023
Back-to-back-to-back home runs.....	Peyton Stovall, Kendall Diggs & Caleb Cali vs. Illinois State, March 1, 2023
Walk-off home run (non-run rule).....	Kendall Diggs vs. Ole Miss, April 30, 2022
Walk-off home run in an SEC game.....	Kendall Diggs vs. Ole Miss, April 30, 2022
Hit a home run from both sides of the plate in a game.....	Dylan Leach vs. UCA, April 5, 2022
Hit for the cycle.....	Dylan Leach vs. UCA, April 5, 2022
4 runs in a game.....	Robert Moore at #6 Oklahoma State (NCAA Regional), June 4, 2022
5 runs in a game.....	Robert Moore vs. #16 NC State (NCAA Super Regional), June 11, 2021
6 runs in a game.....	Trevor Ezell vs. Grambling, April 30, 2019
4 RBI in a game.....	Brady Slavens & Peyton Stovall vs. Wright State, March 3, 2023
5 RBI in a game.....	Jared Wegner vs. #9 Oklahoma State, Feb. 19, 2023
6 RBI in a game.....	Brady Slavens vs. UAPB [DH-1], April 12, 2022
7 RBI in a game.....	Chad Spanberger vs. Auburn (SEC Tournament), May 25, 2017
8 RBI in a game.....	Rodney Nye vs. ORU, April 14, 1999
9 RBI in a game.....	Ryan Lundquist vs. Central Missouri St., March 4, 1997
2 stolen bases in a game.....	Tavian Josenberger vs. Illinois State, March 1, 2023
3 stolen bases in a game.....	Andrew Benintendi vs. Stephen F. Austin, April 15, 2015
4 stolen bases in a game.....	Logan Forsythe vs. Ole Miss, May 19, 2007
Stole home.....	Bobby Wernes vs. Ole Miss, March 28, 2015
2 errors in a game.....	John Bolton vs. Illinois State, March 1, 2023
3 errors in a game.....	Bobby Wernes at LSU, April 12, 2014
4 errors in a game.....	Chris Shaddy vs. TCU, April 27, 1980
9-inning no-hitter.....	Scott Roehl vs. Kansas St., March 20, 2001
9-inning combined no-hitter.....	Nick Schmidt (6.0 IP), Brian McLelland (1.0 IP), Devin Collis (2.0 IP) vs. Oklahoma State, February 12, 2006
7-inning combined no-hitter.....	D. Taccolini (2.0 IP), M. Cronin (3.0 IP), J. Alberius (2.0 IP) vs. Auburn (SEC Tournament), May 25, 2017
1-hitter.....	Trevor Stephan (7.0 IP) at Tennessee, May 6, 2017
9-inning combined 1-hitter.....	P. Wicklander (5.0 IP), K. Ramage (1.0 IP), J. Kostyshock (1.0 IP), K. Kopps (1.0 IP), M. Cronin (1.0 IP) vs. Western Illinois, March 12, 2019
7-inning combined 1-hitter.....	Kole Ramage (3.0 IP), Elijah Trest (2.0 IP), Issac Bracken (2.0 IP) vs. UAPB [DH-1], April 12, 2022
2-hitter.....	Kacey Murphy vs. Florida (SEC Tournament), May 27, 2017
2-hitter combined.....	Connor Noland (6.0 IP), Evan Taylor (2.0 IP) at Texas A&M, April 22, 2022
3-hitter.....	Ryne Stanek (9.0 IP) at #6 South Carolina, March 23, 2013
3-hitter combined.....	Will McEntire (6.0 IP), Zack Morris (1.2 IP), Evan Taylor (1.1 IP), Heston Tole (1.0 IP) vs. UCA, April 26, 2022
Complete game.....	Kacey Murphy vs. Florida (SEC Tournament), May 27, 2017
Complete-game shutout.....	Kacey Murphy vs. Florida (SEC Tournament), May 27, 2017
10-inning or more start.....	Dominic Taccolini at #12 Kentucky (10 innings), April 22, 2016
Had 10 strikeouts.....	Connor Noland vs. Indiana, Feb. 25, 2022
Had 11 strikeouts.....	Connor Noland vs. UIC [DH-1], March 10, 2022
Had 12 strikeouts.....	Trevor Stephan vs. Oral Roberts (NCAA Regional), June 2, 2017
Had 13 strikeouts.....	Isaiah Campbell vs. Stony Brook, March 1, 2019
Had 14 strikeouts.....	David Walling vs. South Carolina, May 16, 1999
Had 15 strikeouts.....	Nick Schmidt vs. Auburn, May 18, 2006
Had 16 strikeouts.....	David Walling vs. Eastern Illinois, Feb. 20, 1998
Had 17 strikeouts.....	Jess Todd vs. South Carolina (SEC Tournament), May 24, 2007

THE LAST TIME AN ARKANSAS TEAM...

Scored 10 runs	vs. Illinois State, March 1, 2023
Scored 11 runs	vs. #25 Auburn (College World Series), June 21, 2022
Scored 12 runs	vs. Wright State, March 4, 2023
Scored 13 runs	vs. Eastern Illinois, Feb. 24, 2023
Scored 14 runs	vs. Grambling, March 15, 2022
Scored 15 runs	vs. UAPB [DH-1], April 12, 2022
Scored 16 runs	vs. Little Rock, March 29, 2022
Scored 17 runs	vs. #2 Stanford (College World Series), June 18, 2022
Scored 18 runs	vs. #9 Oklahoma State, Feb. 19, 2023
Scored 19 runs	vs. Northwestern State, April 23, 2019
Scored 20 runs	at #6 Oklahoma State (NCAA Regional), June 4, 2022
Scored 21 runs	vs. UCA, April 5, 2022
Scored 22 runs	vs. Louisiana Tech, Feb. 14, 2004
Scored 23 runs	Never
Scored 24 runs	Missouri Southern, Feb. 11, 1998
Scored 25 runs	Missouri Southern, Feb. 4, 2001
Scored 26 runs	vs. UA Pine Bluff, April 14, 2021
Scored 27 runs	Never
Scored 28 runs	vs. Wisconsin-Milwaukee (2), Feb. 18, 2007
Scored 29 runs	Morningside, April 6, 1968
Scored 30 runs	at South Carolina, March 30, 1997
Scored 32 runs	32 vs. Bucknell, Feb. 17, 2018
Scored 33 runs	33 vs. Southwest Baptist, March 21, 1984
Had 12 hits	at #11 North Carolina (NCAA Super Regional), June 12, 2022
Had 13 hits	vs. Eastern Illinois, Feb. 25, 2023
Had 14 hits	vs. Wright State, March 4, 2023
Had 15 hits	vs. UAPB [DH-1], April 12, 2022
Had 16 hits	vs. #25 Auburn (College World Series), June 21, 2022
Had 17 hits	vs. #16 NC State (NCAA Super Regional), June 11, 2021
Had 18 hits	vs. South Alabama, March 7, 2020
Had 19 hits	vs. UCA, April 5, 2022
Had 20 hits	vs. Dayton, Feb. 28, 2018
Had 21 hits	vs. #2 Stanford (College World Series), June 18, 2022
Had 22 hits	at #6 Vanderbilt, April 14, 2019
Had 23 hits	Centenary, March 31, 1999
Had 24 hits	Georgia, March 17, 2001
Had 25 hits	at Centenary, March 23, 2005
Had 26-29 hits	28 at South Carolina, March 30, 1997
Had 30 hits	vs. Saint Louis, April 7, 2010
Had 31+ hits	32 vs. Southwest Baptist, March 21, 1984
Hit four home runs in a game	4 - Caleb Cali (1), Brady Slavens (1), Peyton Stovall (1), Jared Wegner (1) vs. Wright State, March 3, 2023
Hit five home runs in a game	5 - Jalen Battles (1), Christian Franklin (1), Cullen Smith (1), Cayden Wallace (1), Braydon Webb (1) vs. NJIT (NCAA Regional), June 4, 2021
Hit six home runs in a game	6 - Luke Bonfield (1), Dominic Fletcher (1), Jared Gates (1), Grant Koch (1), Casey Martin (1), Carson Shaddy (1) vs. Bucknell, Feb. 17, 2018
Hit seven home runs in a game	7 - Robert Moore (2), Jalen Battles (1), Chris Lanzilli (1), Brady Slavens (1), Michael Turner (1), Cayden Wallace (1) vs. UCA, April 5, 2022
Hit eight or more home runs in a game	8 - Matt Goodheart (2), Brady Slavens (2), Cullen Smith (2), Charlie Welch (2) vs. UAPB, April 14, 2021
Hit a grand slam in three consecutive games	vs. UIC, March 12-13, 2022, vs. Grambling, March 15, 2022
3 errors in a game	at Texas A&M, April 24, 2022
4 errors in a game	vs. UA Pine Bluff, April 14, 2021
5 errors in a game	vs. South Carolina (SEC Tournament), May 23, 2018
6 errors in a game	vs. Eastern Illinois, March 5, 2016
7 errors in a game	vs. LA Tech, March 20, 2001
Threw back-to-back shutouts	vs. UAPB (15-0, 6-0), April 12, 2022
Most consecutive shutouts thrown	4, vs. Wisconsin, March 15-16, 1980
Was shutout	vs. Ole Miss (College World Series), June 23, 2022
Was shutout in back-to-back games	vs. LSU (7-0, 6-0), April 23-24, 2005
Held to 1 hit	vs. Missouri State, May 17, 2016
Held to 2 hits	vs. #24 Vanderbilt, May 15, 2022
Held to 3 hits	at #19 Auburn, May 7, 2022
Did not strikeout	vs. Eastern Illinois, Feb. 16, 2019
Swept an SEC home weekend series	vs. #15 LSU, April 14-16, 2022
Swept an SEC road weekend series	at #2 Mississippi State, March 26-28, 2021
Was swept in an SEC home weekend series	vs. Alabama, May 13-15, 2016
Was swept in an SEC road weekend series	at Mississippi State, April 20-21, 2018
Swept a non-conference home weekend series	vs. Wright State, March 3-5, 2023
Swept a non-conference road weekend series	at Northwestern State, Feb. 16-18, 1996
Was swept in a non-conference home weekend series	vs. Long Beach State, Feb. 25-27, 2000
Was swept in a non-conference road weekend series	at UNLV, March 19-21, 1994
Won an SEC home weekend series	vs. Ole Miss, April 29-May 1, 2022
Won an SEC road weekend series	at #19 Auburn, May 6-8, 2022
Lost an SEC home weekend series	vs. #24 Vanderbilt, May 13-15, 2022
Lost an SEC road weekend series	at Alabama, May 19-21, 2022
Won a non-conference home weekend series	vs. Wright State, March 3-5, 2023
Won a non-conference road weekend series	at Louisiana Tech, March 12-14, 2021
Lost a non-conference home weekend series	vs. South Alabama, Feb. 28-March 1, 2014
Lost a non-conference road weekend series	at Texas A&M, Feb. 27-29, 2004
Lost a midweek game	vs. Missouri State, May 3, 2022
Shut out an opponent at home	vs. #15 LSU (4-0), April 15, 2022
Shut out an opponent on the road	at #15 Auburn (8-0), April 6, 2019
Shut out an SEC opponent at home	vs. #15 LSU (4-0), April 15, 2022
Shut out an SEC opponent on the road	at #15 Auburn (8-0), April 6, 2019
Shut out by an SEC opponent at home	vs. #24 Vanderbilt (5-0), May 15, 2022

RECORD RUNDOWN

Overall.....	11-2
vs. top-5 teams.....	0-0
vs. top-10 teams.....	1-0
vs. top-25 teams.....	1-1
vs. unranked teams.....	10-1
At home.....	9-1
On the road.....	0-0
At neutral sites.....	2-1
In day games.....	10-1
In night games.....	1-1
In extra innings.....	1-0
vs. teams over .500.....	3-2
vs. teams .500 or worse.....	7-0
vs. right-handed starter.....	7-2
vs. left-handed starter.....	4-0
When starter receives decision.....	7-0
When reliever receives decision.....	4-2
When starter goes 5+ innings.....	4-1
When starter goes less than 5 innings.....	7-1
When scoring first.....	7-0
When scoring in 1st inning.....	2-1
When opponent scores first.....	4-2
When leading after 6 innings.....	7-1
When trailing after 6 innings.....	1-1
When tied after 6 innings.....	3-0
When leading after 7 innings.....	7-0
When trailing after 7 innings.....	1-2
When tied after 7 innings.....	1-0
When leading after 8 innings.....	8-0
When trailing after 8 innings.....	0-2
When tied after 8 innings.....	0-0
In one-run games.....	2-0
In two-run games.....	2-0
In five-run or more games.....	5-2
In run-rule games.....	3-0
Weekend series W-L-T.....	2-0
Weekend series sweeps/times swept.....	1/0
When scoring 10+ runs.....	6-0
Shutouts/times shut out.....	0/0
When opponent scores 5 runs or less.....	8-0
When opponent scores 6 runs or more.....	3-2
When collecting 0-3 hits.....	0-0
When collecting 4-6 hits.....	0-1
When collecting 7-9 hits.....	4-1
When collecting 10-12 hits.....	3-0
When collecting 13+ hits.....	4-0
When out-hitting opponent.....	8-0
When out-hit by opponent.....	2-2
When hits are equal.....	1-0
When hitting a home run.....	9-2
When opponent hits a home run.....	8-2
When errorless.....	5-1
When committing one error.....	4-0
When committing 2 errors.....	2-1
When committing 3+ errors.....	0-0
When opponent is errorless.....	2-0
vs. SEC opponents.....	0-0
vs. SEC East opponents.....	0-0
vs. SEC West opponents.....	0-0
vs. non-conf. opponents.....	11-2
In midweek games.....	3-0
In rubber matches.....	0-0
Game 1 of weekend series.....	3-0
Game 2 of weekend series.....	2-0
Game 3 of weekend series.....	1-1
Game 4 of weekend series.....	0-0
In February.....	5-2
In March.....	6-0
In April.....	0-0
In May.....	0-0
In June.....	0-0

MULTI-HIT GAMES

Name	2	3	4	5+	Total
Tavian Josenberger	7	-	-	-	7
Jace Bohrofen	4	2	-	-	6
Brady Slavens	6	-	-	-	6
Jared Wegner	4	2	-	-	6
Peyton Stovall	3	2	-	-	5
John Bolton	2	-	-	-	2
Caleb Cali	2	-	-	-	2
Kendall Diggs	1	1	-	-	2
Parker Rowland	2	-	-	-	2
Peyton Holt	1	-	-	-	1
Jayson Jones	1	-	-	-	1
TEAM	33	7	0	0	40

CAREER MULTI-HIT GAMES

Name	2019	2020	2021	2022	2023	Total
Brady Slavens	8	-	18	17	6	49
Jared Wegner	8	2	6	16	6	39
Tavian Josenberger	-	-	14	15	7	36
Peyton Stovall	-	-	-	18	5	23
John Bolton	-	-	5	15	2	22
Jace Bohrofen	-	7	-	5	6	18
Cal Kilgore	-	-	-	8	-	8
Hunter Grimes	6	-	-	-	-	6
Kendall Diggs	-	-	-	2	2	4
Parker Rowland	-	-	2	-	2	4
Caleb Cali	-	-	-	-	2	2
Peyton Holt	-	-	-	-	1	1
Jayson Jones	-	-	-	-	1	1
Hudson Polk	-	-	-	1	-	1

MULTI-RBI GAMES

Name	2	3	4	5+	Total
Jared Wegner	3	3	-	1	7
Kendall Diggs	3	1	1	-	5
Jace Bohrofen	3	1	-	-	4
Tavian Josenberger	3	-	-	-	3
Peyton Stovall	2	-	1	-	3
Brady Slavens	2	-	1	-	3
Caleb Cali	3	-	-	-	3
Parker Rowland	3	-	-	-	3
Jayson Jones	1	-	-	-	1
Ben McLaughlin	1	-	-	-	1
John Bolton	1	-	-	-	1
Peyton Holt	1	-	-	-	1
TEAM	26	5	3	1	35

HITTING STREAKS

Name	Longest	Current
Tavian Josenberger	6	4
Peyton Stovall	6	6
Brady Slavens	6	1
Jared Wegner	6	6
Kendall Diggs	5	2
Jace Bohrofen	5	4
John Bolton	4	-
Caleb Cali	3	2
Parker Rowland	3	1
Peyton Holt	2	-
Jayson Jones	1	-
Harold Coll	1	-
Hunter Grimes	1	1
Hudson Polk	1	-
Mason Neville	1	-
Reese Robinett	1	-
Ben McLaughlin	1	1

REACHED BASE STREAKS

Name	Longest	Current
John Bolton	12	12
Jace Bohrofen	11	11
Caleb Cali	8	8
Tavian Josenberger	6	4
Jared Wegner	6	6
Brady Slavens	6	6
Peyton Stovall	6	6
Kendall Diggs	5	5
Parker Rowland	4	1
Jayson Jones	4	-
Hudson Polk	4	-
Peyton Holt	2	-
Hunter Grimes	2	2
Ben McLaughlin	1	1
Harold Coll	1	-
Mason Neville	1	-
Reese Robinett	1	-

CAREER HOME RUNS

Name	Solo	2R	3R	GS	Total
Brady Slavens	15	9	7	1	32
Jared Wegner	10	7	2	1	20
Jace Bohrofen	5	3	1	-	9
Peyton Stovall	5	4	-	-	9
Kendall Diggs	2	-	5	-	7
Tavian Josenberger	3	1	1	-	5
Hunter Grimes	4	-	-	-	4
Caleb Cali	2	-	-	-	2
Jayson Jones	1	1	-	-	2
Hudson Polk	1	1	-	-	2
Parker Rowland	1	1	-	-	2
John Bolton	-	1	-	-	1

HOME RUN BREAKDOWN

Total.....	27
at Baum-Walker Stadium.....	21
on the Road.....	0
Neutral Site.....	6
vs. RHP.....	21
vs. LHP.....	6
w/ 0 Outs.....	5
w/ 1 Out.....	10
w/ 2 Outs.....	12
Solo.....	15
Two-Run.....	7
Three-Run.....	5
Grand Slam.....	0
Leadoff.....	2
Back-To-Back.....	2
Pinch-Hit.....	0
Walk-Off.....	2
Before 7th Inning.....	19
7th Inning and Beyond.....	8
Opponent Total.....	16
Last HR Given Up.....	2R
Longest Stretch Without HR Allowed.....	1
Current Streak of No HR Allowed.....	0

COMEBACKS

defined as any win when trailing after an inning

Date / Opponent	Score (Inn.)	Final
Feb. 21 / Grambling	3-6 (4)	W, 9-7
March 1 / Illinois State	3-5 (5)	W, 10-9 (11)
March 5 / Wright State	0-1 (4)	W, 6-2
March 7 / Army	0-4 (5)	W, 7-5

BLOWN LEADS

defined as any loss when leading after an inning

Date / Opponent	Score (Inn.)	Final
Feb. 26 / EIU	3-1 (5)	L, 12-3



||| HOME RUN CHART

No.	Player	Game	Date	Opponent	Pitcher	On Base	Inning	Outs	Count	Score	Final
1	Jared Wegner (1)	2	Feb. 18	vs. #15 TCU	RHP Cam Brown	3	1st	2	2-1	0-3	L, 18-6
2	Hudson Polk (1)	2	Feb. 18	vs. #15 TCU	RHP Cam Brown	0	2nd	1	3-2	3-4	L, 18-6
3	Kendall Diggs (1) *	2	Feb. 18	vs. #15 TCU	RHP Kole Klecker	0	6th	0	3-2	4-10	L, 18-6
4	Jayson Jones (1)	2	Feb. 18	vs. #15 TCU	RHP Justin Hackett	0	9th	2	0-1	5-18	L, 18-6
5	Jared Wegner (2)	3	Feb. 19	vs. #9 Oklahoma State	RHP Evan O'Toole	1	3rd	2	1-2	8-0	W, 18-1 (7)
6	Tavian Josenberger (1)	3	Feb. 19	vs. #9 Oklahoma State	RHP Gabe Davis	0	5th	2	1-2	10-1	W, 18-1 (7)
7	Kendall Diggs (2) !	5	Feb. 24	Eastern Illinois	RHP Tarron Lawson	2	7th	2	1-0	10-2	W, 13-2 (7)
8	Tavian Josenberger (2)	6	Feb. 25	Eastern Illinois	RHP Tyler Conklin	1	2nd	2	3-1	1-0	W, 10-3
9	Jace Bohrofen (1)	7	Feb. 26	Eastern Illinois	RHP Ty Hampton	0	2nd	1	2-1	0-1	L, 12-3
10	Jared Wegner (3)	8	March 1	Illinois State	RHP Thomas Harper	1	1st	1	1-0	0-1	W, 10-9 (11)
11	Peyton Stovall (1) ^	8	March 1	Illinois State	RHP Erik Kubiawicz	0	7th	1	2-1	5-5	W, 10-9 (11)
12	Kendall Diggs (3) ^	8	March 1	Illinois State	RHP Erik Kubiawicz	0	7th	1	1-2	6-5	W, 10-9 (11)
13	Caleb Cali (1) ^	8	March 1	Illinois State	RHP Erik Kubiawicz	0	7th	1	0-1	7-5	W, 10-9 (11)
14	Caleb Cali (2)	9	March 3	Wright State	RHP Jake Shirk	0	2nd	2	2-0	0-0	W, 12-2 (8)
15	Brady Slavens (1) ^	9	March 3	Wright State	RHP Jake Shirk	2	3rd	2	0-1	1-0	W, 12-2 (8)
16	Peyton Stovall (2) ^	9	March 3	Wright State	RHP Jake Shirk	0	3rd	2	1-2	4-0	W, 12-2 (8)
17	Jared Wegner (4) !	9	March 3	Wright State	RHP Garret Simpson	0	8th	2	2-0	11-2	W, 12-2 (8)
18	Peyton Stovall (3)	10	March 4	Wright State	LHP Sebastian Gongora	0	1st	1	1-1	0-0	W, 12-6
19	Jared Wegner (5)	10	March 4	Wright State	LHP Garrett Peters	1	3rd	0	0-0	7-1	W, 12-6
20	Jayson Jones (2)	10	March 4	Wright State	RHP Ben Vore	1	6th	0	0-0	9-3	W, 12-6
21	Jace Bohrofen (2)	11	March 5	Wright State	RHP Luke Stofel	0	6th	2	1-0	1-1	W, 6-2
22	Parker Rowland (1) *	11	March 5	Wright State	RHP Warren Hartzell	0	7th	0	1-0	2-1	W, 6-2
23	Jared Wegner (6)	12	March 7	Army	LHP Sean Dennehy	2	6th	1	1-2	0-4	W, 7-5
24	Jace Bohrofen (3)	12	March 7	Army	LHP Sean Dennehy	0	6th	2	1-0	3-4	W, 7-5
25	Kendall Diggs (4)	12	March 7	Army	RHP Dom Trippi	2	8th	1	0-0	4-5	W, 7-5
26	Jace Bohrofen (4)	13	March 10	Louisiana Tech	LHP Jonathan Fincher	1	2nd	0	1-0	0-0	W, 7-4
27	Parker Rowland (2)	13	March 10	Louisiana Tech	LHP Jonathan Fincer	1	2nd	1	1-1	2-0	W, 7-4

* - indicates leadoff home run / ^ - indicates back-to-back home run / ! - indicates walk-off home run / + - indicates pinch-hit home run



STARTERS GAME-BY-GAME

Opponent	W-L	IP	H	R	ER	BB	K
vs. Texas	--	5.0	1	0	0	2	8
vs. #15 TCU	--	1.1	5	4	4	1	0
vs. #9 OSU	W	4.0	3	1	1	2	5
Grambling	--	2.0	2	2	2	2	3
Eastern Illinois	W	4.2	3	0	0	3	6
Eastern Illinois	W	4.2	2	1	1	2	4
Eastern Illinois	--	5.2	6	2	2	2	4
Illinois State	--	1.0	5	2	2	1	1
Wright State	W	4.2	3	1	1	5	7
Wright State	W	5.0	8	3	2	3	6
Wright State	W	6.0	5	1	1	2	5
Army	--	3.2	6	3	3	1	3
Louisiana Tech	W	5.0	4	2	2	4	7

BULLPEN GAME-BY-GAME

Opponent	W-L	IP	H	R	ER	BB	K
vs. Texas	W	4.0	4	2	2	0	5
vs. #15 TCU	L	7.2	14	14	14	10	7
vs. #9 OSU	--	3.0	1	0	0	0	5
Grambling	W	7.0	11	5	5	3	9
Eastern Illinois	--	2.1	3	2	2	0	4
Eastern Illinois	--	4.1	5	2	2	1	4
Eastern Illinois	L	3.1	8	10	8	4	3
Illinois State	W	10.0	8	7	6	2	8
Wright State	--	3.1	6	1	1	1	4
Wright State	--	4.0	2	3	3	3	3
Wright State	--	3.0	3	1	1	0	1
Army	W	5.1	6	2	2	1	3
Louisiana Tech	--	4.0	4	2	2	1	4

TEAM RECORD PER STARTER

Pitcher (Total Starts)	Record
Hagen Smith (4)	4-0
Hunter Hollan (3)	2-1
Will McEntire (3)	2-1
Ben Bybee (1)	1-0
Parker Coil (1)	1-0
Zack Morris (1)	1-0

QUALITY STARTS

Pitcher (Total Starts)	QS	Record
Hunter Hollan (3)	1	1-0
Will McEntire (3)	0	0-0
Hagen Smith (4)	0	0-0
Ben Bybee (1)	0	0-0
Parker Coil	0	0-0
Zack Morris (1)	0	0-0

RUN SUPPORT

Pitcher (Total Starts)	Runs	Per Start
Zack Morris (1)	10	10.0
Will McEntire (3)	28	9.3
Hunter Hollan (3)	27	9.0
Ben Bybee (1)	9	9.0
Hagen Smith (4)	35	8.8
Parker Coil (1)	7	7.0



||| GAME-BY-GAME BATTING ORDER

RECORD: 11-2 • **HOME:** 9-1 • **AWAY:** 0-0 • **NEUTRAL:** 2-1 • **SEC:** 0-0

Date	Opponent	1	2	3	4	5	6	7	8	9
Feb. 17	vs. Texas	Josenberger	Stovall	Cali	Slavens	Wegner	Bohrofen	Diggs	Polk	Bolton
Feb. 18	vs. #15 TCU	Josenberger	Stovall	Cali	Slavens	Wegner	Bohrofen	Diggs	Polk	Bolton
Feb. 19	vs. #9 Oklahoma State	Josenberger	Stovall	Wegner	Slavens	Diggs	Bohrofen	Jones	Rowland	Bolton
Feb. 21	Grambling	Josenberger	Stovall	Wegner	Slavens	Siggs	Bohrofen	Jones	Rowland	Bolton
Feb. 24	Eastern Illinois	Josenberger	Diggs	Wegner	Slavens	Bohrofen	McLaughlin	Holt	Polk	Bolton
Feb. 25	Eastern Illinois	Josenberger	Stovall	Wegner	Slavens	Bohrofen	Diggs	Cali	Rowland	Bolton
Feb. 26	Eastern Illinois	Josenberger	Stovall	Wegner	Slavens	Bohrofen	Robinett	Polk	Neville	Bolton
March 1	Illinois State	Josenberger	Bohrofen	Wegner	Slavens	Stovall	Diggs	Cali	Rowland	Bolton
March 3	Wright State	Josenberger	Bohrofen	Wegner	Slavens	Stovall	Diggs	Cali	Rowland	Coll
March 4	Wright State	Josenberger	Stovall	Wegner	Slavens	Cali	Bohrofen	Jones	Polk	Bolton
March 5	Wright State	Josenberger	Stovall	Wegner	Slavens	Bohrofen	Diggs	Cali	Rowland	Bolton
March 7	Army	Josenberger	Stovall	Wegner	Slavens	Bohrofen	Diggs	Cali	Polk	Bolton
March 10	Louisiana Tech	Josenberger	Stovall	Wegner	Slavens	Bohrofen	Cali	Diggs	Rowland	Bolton



RECORD: 11-2 • **HOME:** 9-1 • **AWAY:** 0-0 • **NEUTRAL:** 2-1 • **SEC:** 0-0

Date	Opponent	C	1B	2B	3B	SS	LF	CF	RF	DH
Feb. 17	vs. Texas	Polk	Slavens	Stovall	Cali	Bolton	Wegner	Josenberger	Bohrofen	Diggs
Feb. 18	vs. #15 TCU	Polk	Slavens	Stovall	Cali	Bolton	Wegner	Josenberger	Bohrofen	Diggs
Feb. 19	vs. #9 Oklahoma State	Rowland	Slavens	Stovall	Jones	Bolton	Wegner	Josenberger	Bohrofen	Diggs
Feb. 21	Grambling	Rowland	Slavens	Stovall	Jones	Bolton	Wegner	Josenberger	Bohrofen	Diggs
Feb. 24	Eastern Illinois	Polk	McLaughlin	Holt	Slavens	Bolton	Wegner	Josenberger	Bohrofen	Diggs
Feb. 25	Eastern Illinois	Rowland	Slavens	Stovall	Cali	Bolton	Wegner	Josenberger	Bohrofen	Diggs
Feb. 26	Eastern Illinois	Polk	Slavens	Stovall	Robinett	Bolton	Wegner	Josenberger	Bohrofen	Neville
March 1	Illinois State	Rowland	Slavens	Stovall	Cali	Bolton	Wegner	Josenberger	Bohrofen	Diggs
March 3	Wright State	Rowland	Slavens	Stovall	Cali	Coll	Wegner	Josenberger	Bohrofen	Diggs
March 4	Wright State	Polk	Slavens	Stovall	Cali	Bolton	Wegner	Josenberger	Bohrofen	Jones
March 5	Wright State	Rowland	Slavens	Stovall	Cali	Bolton	Wegner	Josenberger	Bohrofen	Diggs
March 7	Army	Polk	Slavens	Stovall	Cali	Bolton	Wegner	Josenberger	Bohrofen	Diggs
March 10	Louisiana Tech	Rowland	Slavens	Stovall	Cali	Bolton	Wegner	Josenberger	Bohrofen	Diggs



||| GAME-BY-GAME HITTING

RECORD: 11-2 • **HOME:** 9-1 • **AWAY:** 0-0 • **NEUTRAL:** 2-1 • **SEC:** 0-0

Date	Opponent	AB	R	H	RBI	2B	3B	HR	BB	IBB	SB	CS	HBP	SAC	SF	GDP	K	PO	A	E	Avg
Feb. 17	vs. Texas	34	3	8	3	2	0	0	4	0	0	0	1	0	0	2	12	27	11	1	.235
Feb. 18	vs. #15 TCU	37	6	9	6	2	0	4	2	0	0	0	0	0	0	0	11	27	11	0	.239
Feb. 19	vs. #9 Oklahoma State	32	18	14	17	2	1	2	10	0	0	0	3	0	3	0	9	21	5	0	.301
Feb. 21	Grambling	26	9	9	9	3	0	0	7	0	4	0	2	0	4	1	5	27	9	2	.310
Feb. 24	Eastern Illinois	31	13	11	9	0	0	1	5	0	3	0	2	0	0	2	5	21	5	0	.319
Feb. 25	Eastern Illinois	37	10	13	10	4	0	1	7	1	1	0	1	0	0	0	6	27	7	0	.325
Feb. 26	Eastern Illinois	32	3	4	3	1	0	1	1	0	0	0	0	0	0	0	6	27	7	2	.297
March 1	Illinois State	44	10	14	10	4	0	4	5	0	3	1	2	0	0	0	6	33	14	2	.300
March 3	Wright State	32	12	9	12	2	0	4	6	0	2	0	1	0	0	0	7	24	10	0	.298
March 4	Wright State	35	12	14	12	3	0	3	9	0	1	1	2	0	1	1	5	27	7	1	.309
March 5	Wright State	34	6	11	6	1	0	2	5	0	2	1	0	0	0	2	8	27	11	1	.310
March 7	Army	29	7	8	7	0	0	3	4	0	0	0	2	0	0	3	5	27	12	1	.308
March 10	Louisiana Tech	30	7	11	7	0	0	2	9	0	0	2	2	1	2	1	5	27	10	0	.312
	Totals	433	116	135	111	24	1	27	74	1	16	5	18	1	10	12	90	342	119	10	.312



RECORD: 11-2 • HOME: 9-1 • AWAY: 0-0 • NEUTRAL: 2-1 • SEC: 0-0

Date	Opponent	IP	H	R	ER	BB	SO	2B	3B	HR	WP	BK	HBP	DP	IBB	Score	W	L	SV	ERA
Feb. 17	vs. Texas	9.0	5	2	2	2	13	1	0	1	1	0	0	2	0	3-2	1	0	1	2.00
Feb. 18	vs. #15 TCU	9.0	19	18	18	11	7	3	0	1	1	0	3	0	0	6-18	1	1	1	10.00
Feb. 19	vs. #9 Oklahoma State	7.0	4	1	1	2	10	1	0	0	0	0	1	0	0	18-1	2	1	1	7.56
Feb. 21	Grambling	9.0	13	7	7	5	12	0	0	1	0	1	0	1	0	9-7	3	1	1	7.41
Feb. 24	Eastern Illinois	7.0	6	2	2	3	10	2	0	0	0	0	2	0	0	13-2	4	1	1	6.59
Feb. 25	Eastern Illinois	9.0	7	3	3	3	8	0	0	2	0	0	0	0	0	10-3	5	1	1	5.94
Feb. 26	Eastern Illinois	9.0	14	12	10	6	7	2	0	3	2	0	0	1	0	3-12	5	2	1	6.56
March 1	Illinois State	11.0	13	9	8	3	9	2	0	3	0	0	1	0	0	10-9	6	2	1	6.56
March 3	Wright State	8.0	9	2	2	6	11	0	0	1	1	0	0	0	0	12-2	7	2	1	6.12
March 4	Wright State	9.0	10	6	5	6	9	2	1	2	0	2	0	1	0	12-6	8	2	1	6.00
March 5	Wright State	9.0	8	2	2	2	6	1	0	0	0	0	1	1	0	6-2	9	2	2	5.62
March 7	Army	9.0	12	5	5	2	6	1	0	1	2	0	0	1	0	7-5	10	2	2	5.57
March 10	Louisiana Tech	9.0	8	4	4	5	11	1	0	1	0	0	0	2	0	7-4	11	2	3	5.45
	Totals	114.0	128	73	69	56	119	16	1	16	7	3	8	10	0	116-73	11	2	3	5.45



1 HAROLD COLL

SEASON HIGHS

Category	High	Opponent (Last)	Date
Hits	1	Wright State	3/3/23
Runs	1	Wright State	3/3/23
Doubles	--	--	--
Triples	--	--	--
Home Runs	--	--	--
RBI	1	vs. #9 Oklahoma State	2/19/23
Walks	--	--	--
Stolen Bases	--	--	--

CAREER HIGHS

Category	High	Opponent (Last)	Date
Hits	1	Wright State	3/1/23
Runs	1	Wright State	3/3/23
Doubles	--	--	--
Triples	--	--	--
Home Runs	--	--	--
RBI	1	vs. #9 Oklahoma State	2/19/23
Walks	--	--	--
Stolen Bases	--	--	--



3 ISAAC WEBB

SEASON HIGHS

Category	High	Opponent (Last)	Date
Hits	--	--	--
Runs	--	--	--
Doubles	--	--	--
Triples	--	--	--
Home Runs	--	--	--
RBI	--	--	--
Walks	--	--	--
Stolen Bases	--	--	--

CAREER HIGHS

Category	High	Opponent (Last)	Date
Hits	--	--	--
Runs	--	--	--
Doubles	--	--	--
Triples	--	--	--
Home Runs	--	--	--
RBI	--	--	--
Walks	--	--	--
Stolen Bases	--	--	--



5 KENDALL DIGGS

SEASON HIGHS

Category	High	Opponent (Last)	Date
Hits	3	(Illinois State)	3/1/23
Runs	2	4x (Louisiana Tech)	3/10/23
Doubles	2	Illinois State	3/1/23
Triples	--	--	--
Home Runs	1	4x (Army)	3/7/23
RBI	4	Eastern Illinois	2/24/23
Walks	2	2x (Wright State)	3/5/23
Stolen Bases	--	--	--

CAREER HIGHS

Category	High	Opponent (Last)	Date
Hits	3	2x (Illinois State)	3/1/23
Runs	2	6x (Louisiana Tech)	3/10/23
Doubles	2	Illinois State	3/1/23
Triples	--	--	--
Home Runs	1	7x (Army)	3/7/23
RBI	4	2x (Eastern Illinois)	2/24/23
Walks	2	6x (Wright State)	3/5/23
Stolen Bases	1	at Mizzou	3/27/22



6 CALEB CALI

SEASON HIGHS

Category	High	Opponent (Last)	Date
Hits	2	2x (Wright State)	3/4/23
Runs	1	5x (Wright State)	3/5/23
Doubles	1	Wright State	3/3/23
Triples	--	--	--
Home Runs	1	2x (Wright State)	3/3/23
RBI	2	3x (Wright State)	3/4/23
Walks	1	7x (Louisiana Tech)	3/10/23
Stolen Bases	--	--	--

CAREER HIGHS

Category	High	Opponent (Last)	Date
Hits	2	2x (Wright State)	3/4/23
Runs	1	5x (Wright State)	3/5/23
Doubles	1	Wright State	3/3/23
Triples	--	--	--
Home Runs	1	2x (Wright State)	3/3/23
RBI	2	3x (Wright State)	3/4/23
Walks	1	7x (Louisiana Tech)	3/10/23
Stolen Bases	--	--	--



8 JACE BOHROFEN

SEASON HIGHS

Category	High	Opponent (Last)	Date
Hits	3	2x (Wright State)	3/5/23
Runs	2	3x (Army)	3/7/23
Doubles	2	Eastern Illinois	2/25/23
Triples	--	--	--
Home Runs	1	4x (Louisiana Tech)	3/10/23
RBI	3	Wright State	3/5/23
Walks	2	Eastern Illinois	2/24/23
Stolen Bases	2	Eastern Illinois	2/24/23

CAREER HIGHS

Category	High	Opponent (Last)	Date
Hits	3	5x (Wright State)	3/5/23
Runs	3	Arkansas State	4/20/22
Doubles	2	3x (Eastern Illinois)	2/25/23
Triples	1	4x (Southeastern)	3/5/22
Home Runs	2	UCA	4/5/22
RBI	6	UT Arlington	3/9/21
Walks	3	at #11 Oklahoma State	3/30/21
Stolen Bases	2	Eastern Illinois	2/24/23



10 PEYTON STOVALL

SEASON HIGHS

Category	High	Opponent (Last)	Date
Hits	3	2x (Wright State)	3/3/23
Runs	3	2x (Wright State)	3/4/23
Doubles	1	2x (Wright State)	3/3/23
Triples	--	--	--
Home Runs	1	3x (Wright State)	3/4/23
RBI	4	Wright State	3/3/23
Walks	2	vs. #9 Oklahoma State	2/19/23
Stolen Bases	2	Grambling	2/21/23

CAREER HIGHS

Category	High	Opponent (Last)	Date
Hits	5	vs. #25 Auburn	6/21/22
Runs	4	UCA	4/5/22
Doubles	2	at Texas A&M	4/24/22
Triples	--	--	--
Home Runs	1	9x (Wright State)	3/4/23
RBI	4	vs. #2 Stanford	6/18/22
Walks	2	3x (vs. #9 Oklahoma State)	2/19/23
Stolen Bases	2	Grambling	2/21/23



9 JOHN BOLTON

SEASON HIGHS

Category	High	Opponent (Last)	Date
Hits	2	2x (Eastern Illinois)	2/24/23
Runs	2	Eastern Illinois	2/24/23
Doubles	1	2x (Eastern Illinois)	2/26/23
Triples	--	--	--
Home Runs	--	--	--
RBI	2	vs. #9 Oklahoma State	2/19/23
Walks	2	Louisiana Tech	3/10/23
Stolen Bases	1	Wright State	3/5/23

CAREER HIGHS

Category	High	Opponent (Last)	Date
Hits	2	22x (Eastern Illinois)	2/24/23
Runs	4	Bellarmine	3/1/22
Doubles	2	Murray State	5/6/22
Triples	--	--	--
Home Runs	1	Morehead State	5/21/22
RBI	2	6x (vs. #9 Oklahoma State)	2/19/23
Walks	4	Bellarmine	3/1/22
Stolen Bases	2	3x (Murray State)	5/8/22



11 JARED WEGNER

SEASON HIGHS

Category	High	Opponent (Last)	Date
Hits	3	2x (Illinois State)	3/1/23
Runs	3	3x (Wright State)	3/4/23
Doubles	1	2x (Eastern Illinois)	2/25/23
Triples	2	vs. #9 Oklahoma State	2/19/23
Home Runs	1	6x (Army)	3/7/23
RBI	5	vs. #9 Oklahoma State	2/19/23
Walks	2	3x (Wright State)	3/4/23
Stolen Bases	1	3x (Wright State)	3/3/23

CAREER HIGHS

Category	High	Opponent (Last)	Date
Hits	4	2x (Seton Hall)	4/23/22
Runs	3	7x (Wright State)	3/4/23
Doubles	2	2x (Butler)	5/14/22
Triples	1	4x (vs. #9 Oklahoma State)	2/19/23
Home Runs	2	The Citadel	4/2/22
RBI	7	Seton Hall	4/23/22
Walks	4	Arizona	4/19/22
Stolen Bases	2	St. Thomas	3/6/22



12 TAVIAN JOSENBARGER

SEASON HIGHS

Category	High	Opponent (Last)	Date
Hits	2	7x (Louisiana Tech)	3/10/23
Runs	2	4x (Eastern Illinois)	2/25/23
Doubles	1	3x (Wright State)	3/4/23
Triples	--	--	--
Home Runs	1	2x (Eastern Illinois)	2/25/23
RBI	2	3x (Grambling)	2/25/23
Walks	2	2x (Louisiana Tech)	3/10/23
Stolen Bases	2	2x (Army)	3/7/23

CAREER HIGHS

Category	High	Opponent (Last)	Date
Hits	6	at Oklahoma	4/10/21
Runs	3	5x (Texas Southern)	4/20/22
Doubles	1	24x (Wright State)	3/4/23
Triples	1	6x (Omaha)	4/12/22
Home Runs	2	at Charleston Southern	3/9/22
RBI	4	at Charleston Southern	3/9/22
Walks	3	at Charleston Southern	3/8/22
Stolen Bases	2	4x (Illinois State)	3/1/23




15 BEN McLAUGHLIN

SEASON HIGHS

Category	High	Opponent (Last)	Date
Hits	1	Eastern Illinois	2/25/23
Runs	--	--	--
Doubles	--	--	--
Triples	--	--	--
Home Runs	--	--	--
RBI	2	Eastern Illinois	2/25/23
Walks	1	Eastern Illinois	2/25/23
Stolen Bases	--	--	--

CAREER HIGHS

Category	High	Opponent (Last)	Date
Hits	1	Eastern Illinois	2/25/23
Runs	--	--	--
Doubles	--	--	--
Triples	--	--	--
Home Runs	--	--	--
RBI	2	Eastern Illinois	2/25/23
Walks	1	Eastern Illinois	2/25/23
Stolen Bases	--	--	--



13 JAYSON JONES

SEASON HIGHS

Category	High	Opponent (Last)	Date
Hits	1	Wright State	3/4/23
Runs	2	vs. #9 Oklahoma State	2/19/23
Doubles	1	Wright State	3/4/23
Triples	--	--	--
Home Runs	1	2x (Wright State)	3/4/23
RBI	2	Wright State	3/4/23
Walks	3	vs. #9 Oklahoma State	2/19/23
Stolen Bases	1	Grambling	2/21/23

CAREER HIGHS

Category	High	Opponent (Last)	Date
Hits	1	Wright State	3/4/23
Runs	2	vs. #9 Oklahoma State	2/19/23
Doubles	1	Wright State	3/4/23
Triples	--	--	--
Home Runs	1	2x (Wright State)	3/4/23
RBI	2	Wright State	3/4/23
Walks	3	vs. #9 Oklahoma State	2/19/23
Stolen Bases	1	Grambling	2/21/23



16 HUDSON POLK

SEASON HIGHS

Category	High	Opponent (Last)	Date
Hits	1	vs. #15 TCU	2/18/23
Runs	2	Eastern Illinois	2/24/23
Doubles	--	--	--
Triples	--	--	--
Home Runs	1	vs. #15 TCU	2/18/23
RBI	1	2x (Wright State)	3/4/23
Walks	1	3x (Wright State)	3/4/23
Stolen Bases	--	--	--

CAREER HIGHS

Category	High	Opponent (Last)	Date
Hits	3	Pacific	4/16/22
Runs	2	Eastern Illinois	2/24/23
Doubles	1	2x (at Kansas)	4/24/22
Triples	1	Pacific	4/16/22
Home Runs	1	2x (vs. #15 TCU)	2/18/23
RBI	2	3x (at Kansas)	4/24/22
Walks	2	2x (at Oral Roberts)	4/26/22
Stolen Bases	1	UTSA	3/13/22



17 BRADY SLAVENS

SEASON HIGHS

Category	High	Opponent (Last)	Date
Hits	2	6x (Wright State)	3/5/23
Runs	3	Wright State	3/3/23
Doubles	1	5x (Wright State)	3/5/23
Triples	--	--	--
Home Runs	1	Wright State	3/3/23
RBI	4	Wright State	3/3/23
Walks	1	6x (Louisiana Tech)	3/10/23
Stolen Bases	1	Wright State	3/4/23

CAREER HIGHS

Category	High	Opponent (Last)	Date
Hits	4	2x (Arkansas State)	4/19/22
Runs	3	4x (Arkansas State)	4/19/22
Doubles	2	at Louisiana Tech	3/13/21
Triples	1	6x (UAPB)	4/12/21
Home Runs	2	5x (#24 Vanderbilt)	5/13/22
RBI	6	UAPB	4/12/22
Walks	2	12x (at #6 Oklahoma State)	6/5/22
Stolen Bases	2	Rhode Island	3/17/19



21 HUNTER GRIMES

SEASON HIGHS

Category	High	Opponent (Last)	Date
Hits	1	vs. #9 Oklahoma State	2/19/23
Runs	1	vs. #9 Oklahoma State	2/19/23
Doubles	--	--	--
Triples	--	--	--
Home Runs	--	--	--
RBI	--	--	--
Walks	1	Wright State	3/4/23
Stolen Bases	--	--	--

CAREER HIGHS

Category	High	Opponent (Last)	Date
Hits	4	vs. Western Kentucky	5/24/19
Runs	4	vs. Western Kentucky	5/24/19
Doubles	1	2x (vs. Western Kentucky)	5/24/19
Triples	--	--	--
Home Runs	2	at Louisiana Tech	4/5/19
RBI	3	Lamar	4/9/19
Walks	1	5x (Wright State)	3/4/23
Stolen Bases	--	--	--



18 REESE ROBINETT

SEASON HIGHS

Category	High	Opponent (Last)	Date
Hits	1	vs. #9 Oklahoma State	2/19/23
Runs	1	vs. #9 Oklahoma State	2/19/23
Doubles	--	--	--
Triples	--	--	--
Home Runs	--	--	--
RBI	--	--	--
Walks	--	--	--
Stolen Bases	--	--	--

CAREER HIGHS

Category	High	Opponent (Last)	Date
Hits	1	vs. #9 Oklahoma State	2/19/23
Runs	1	vs. #9 Oklahoma State	2/19/23
Doubles	--	--	--
Triples	--	--	--
Home Runs	--	--	--
RBI	--	--	--
Walks	--	--	--
Stolen Bases	--	--	--



24 PEYTON HOLT

SEASON HIGHS

Category	High	Opponent (Last)	Date
Hits	2	Eastern Illinois	2/24/23
Runs	1	Grambling	2/21/23
Doubles	--	--	--
Triples	--	--	--
Home Runs	--	--	--
RBI	2	Eastern Illinois	2/24/23
Walks	--	--	--
Stolen Bases	--	--	--

CAREER HIGHS

Category	High	Opponent (Last)	Date
Hits	2	Eastern Illinois	2/24/23
Runs	1	Grambling	2/21/23
Doubles	--	--	--
Triples	--	--	--
Home Runs	--	--	--
RBI	2	Eastern Illinois	2/24/23
Walks	--	--	--
Stolen Bases	--	--	--



26 MASON NEVILLE

SEASON HIGHS

Category	High	Opponent (Last)	Date
Hits	1	vs. #9 Oklahoma State	2/19/23
Runs	1	Eastern Illinois	2/26/23
Doubles	--	--	--
Triples	--	--	--
Home Runs	--	--	--
RBI	--	--	--
Walks	1	vs. #9 Oklahoma State	2/19/23
Stolen Bases	--	--	--

CAREER HIGHS

Category	High	Opponent (Last)	Date
Hits	1	vs. #9 Oklahoma State	2/19/23
Runs	1	Eastern Illinois	2/26/23
Doubles	--	--	--
Triples	--	--	--
Home Runs	--	--	--
RBI	--	--	--
Walks	1	vs. #9 Oklahoma State	2/19/23
Stolen Bases	--	--	--



43 CAL KILGORE

SEASON HIGHS

Category	High	Opponent (Last)	Date
Hits	--	--	--
Runs	--	--	--
Doubles	--	--	--
Triples	--	--	--
Home Runs	--	--	--
RBI	--	--	--
Walks	--	--	--
Stolen Bases	--	--	--

CAREER HIGHS

Category	High	Opponent (Last)	Date
Hits	3	Utah Tech	5/1/22
Runs	2	3x (at Utah Valley)	5/19/22
Doubles	1	8x (vs. Sacramento State)	5/27/22
Triples	--	--	--
Home Runs	--	--	--
RBI	2	2x (UTRGV)	4/16/22
Walks	2	at Nebraska	3/15/22
Stolen Bases	1	5x (vs. Abilene Christian)	5/28/22




44 PARKER ROWLAND

SEASON HIGHS

Category	High	Opponent (Last)	Date
Hits	2	2x (Illinois State)	3/1/23
Runs	1	5x (Louisiana Tech)	3/10/23
Doubles	1	2x (Illinois State)	3/1/23
Triples	--	--	--
Home Runs	1	2x (Louisiana Tech)	3/10/23
RBI	2	3x (Louisiana Tech)	3/10/23
Walks	1	4x (Louisiana Tech)	3/10/23
Stolen Bases	--	--	--

CAREER HIGHS

Category	High	Opponent (Last)	Date
Hits	2	3x (Illinois State)	3/1/23
Runs	1	10x (Louisiana Tech)	3/10/23
Doubles	1	3x (Illinois State)	3/1/23
Triples	--	--	--
Home Runs	1	2x (Louisiana Tech)	3/10/23
RBI	2	4x (Louisiana Tech)	3/10/23
Walks	1	8x (Louisiana Tech)	3/10/23
Stolen Bases	--	--	--




22 JAXON WIGGINS

SEASON HIGHS

Category	High	Opponent (Last)	Date
Innings	--	--	--
Longest Start	--	--	--
Shortest Start	--	--	--
Longest Relief	--	--	--
Hits	--	--	--
Runs	--	--	--
Earned Runs	--	--	--
Walks	--	--	--
Strikeouts	--	--	--

CAREER HIGHS

Category	High	Opponent (Last)	Date
Innings	7.1	Missouri	3/27/22
Longest Start	7.1	Missouri	3/27/22
Shortest Start	0.1	at Texas A&M	4/24/22
Longest Relief	2.0	2x (Texas A&M)	4/18/21
Hits	9	2x (#15 LSU)	4/16/22
Runs	7	at Florida	4/9/22
Earned Runs	7	at Florida	4/9/22
Walks	4	3x (Kentucky)	3/20/22
Strikeouts	9	#15 LSU	4/16/22




28 KOTY FRANK

SEASON HIGHS

Category	High	Opponent (Last)	Date
Innings	4.0	Illinois State	3/1/23
Longest Start	--	--	--
Shortest Start	--	--	--
Longest Relief	4.0	Illinois State	3/1/23
Hits	4	Illinois State	3/1/23
Runs	3	Illinois State	3/1/23
Earned Runs	3	Illinois State	3/1/23
Walks	1	Grambling	2/21/23
Strikeouts	3	2x (Illinois State)	3/1/23

CAREER HIGHS

Category	High	Opponent (Last)	Date
Innings	6.2	2x (BYU)	4/14/22
Longest Start	6.2	2x (BYU)	4/14/22
Shortest Start	4.0	Iowa	5/1/22
Longest Relief	4.2	Sam Houston	2/18/22
Hits	10	Michigan	3/25/22
Runs	6	Michigan	3/25/22
Earned Runs	6	Michigan	3/25/22
Walks	4	at Indiana	4/24/22
Strikeouts	10	vs. Northwestern State	3/4/22




25 BRADY TYGART

SEASON HIGHS

Category	High	Opponent (Last)	Date
Innings	2.0	Grambling	2/21/23
Longest Start	--	--	--
Shortest Start	--	--	--
Longest Relief	2.0	Grambling	2/21/23
Hits	2	3x (Illinois State)	3/1/23
Runs	4	Illinois State	3/1/23
Earned Runs	3	Illinois State	3/1/23
Walks	1	Illinois State	3/1/23
Strikeouts	4	Grambling	2/21/23

CAREER HIGHS

Category	High	Opponent (Last)	Date
Innings	3.2	Mississippi State	4/3/22
Longest Start	--	--	--
Shortest Start	--	--	--
Longest Relief	3.2	Mississippi State	4/3/22
Hits	4	2x (at #6 Oklahoma State)	6/5/22
Runs	4	2x (Illinois State)	3/1/23
Earned Runs	4	at #6 Oklahoma State	6/5/22
Walks	4	Ole Miss	5/1/22
Strikeouts	7	Mississippi State	4/3/22




29 AUSTIN LEDBETTER

SEASON HIGHS

Category	High	Opponent (Last)	Date
Innings	3.0	Wright State	3/4/23
Longest Start	--	--	--
Shortest Start	--	--	--
Longest Relief	3.0	Wright State	3/4/23
Hits	3	Army	3/7/23
Runs	3	vs. #15 TCU	2/18/23
Earned Runs	3	vs. #15 TCU	2/18/23
Walks	1	vs. #15 TCU	2/18/23
Strikeouts	2	Wright State	3/4/23

CAREER HIGHS

Category	High	Opponent (Last)	Date
Innings	3.0	2x (Wright State)	3/4/23
Longest Start	3.0	UIC	3/10/22
Shortest Start	2.1	Grambling	3/16/22
Longest Relief	3.0	Wright State	3/4/23
Hits	5	Grambling	3/16/22
Runs	3	2x (vs. #15 TCU)	2/18/23
Earned Runs	3	2x (vs. #15 TCU)	2/18/23
Walks	1	2x (vs. #15 TCU)	2/18/23
Strikeouts	5	Southeastern Louisiana	3/4/22




31 DYLAN CARTER

SEASON HIGHS

Category	High	Opponent (Last)	Date
Innings	3.0	2x (Louisiana Tech)	3/10/23
Longest Start	--	--	--
Shortest Start	--	--	--
Longest Relief	3.0	2x (Louisiana Tech)	3/10/23
Hits	4	Wright State	3/3/23
Runs	3	vs. #15 TCU	2/18/23
Earned Runs	3	vs. #15 TCU	2/18/23
Walks	1	3x (Army)	3/7/23
Strikeouts	3	2x (Louisiana Tech)	3/10/23

CAREER HIGHS

Category	High	Opponent (Last)	Date
Innings	3.0	2x (Louisiana Tech)	3/10/23
Longest Start	--	--	--
Shortest Start	--	--	--
Longest Relief	3.0	2x (Louisiana Tech)	3/10/23
Hits	4	Wright State	3/3/23
Runs	3	vs. #15 TCU	2/18/23
Earned Runs	3	vs. #15 TCU	2/18/23
Walks	1	3x (Army)	3/7/23
Strikeouts	3	2x (Louisiana Tech)	3/10/23



33 HAGEN SMITH

SEASON HIGHS

Category	High	Opponent (Last)	Date
Innings	5.0	2x (Louisiana Tech)	3/10/23
Longest Start	5.0	2x (Louisiana Tech)	3/10/23
Shortest Start	4.2	2x (Wright State)	3/3/23
Longest Relief	--	--	--
Hits	4	Louisiana Tech	3/10/23
Runs	2	Louisiana Tech	3/10/23
Earned Runs	2	Louisiana Tech	3/10/23
Walks	5	Wright State	3/3/23
Strikeouts	8	vs. Texas	2/17/23

CAREER HIGHS

Category	High	Opponent (Last)	Date
Innings	7.0	2x (LSU)	4/15/22
Longest Start	7.0	2x (LSU)	4/15/22
Shortest Start	1.1	at #6 Oklahoma State	6/4/22
Longest Relief	2.0	at #6 Oklahoma State	6/6/22
Hits	7	2x (Ole Miss)	4/30/22
Runs	7	at Florida	4/8/22
Earned Runs	6	at Florida	4/8/22
Walks	5	2x (Wright State)	3/3/23
Strikeouts	9	Southeastern Louisiana	3/5/22



32 ZACK MORRIS

SEASON HIGHS

Category	High	Opponent (Last)	Date
Innings	3.1	vs. #15 TCU	2/18/23
Longest Start	1.0	Illinois State	3/1/23
Shortest Start	--	--	--
Longest Relief	3.1	vs. #15 TCU	2/18/23
Hits	5	2x (Illinois State)	3/1/23
Runs	4	Grambling	2/21/23
Earned Runs	4	Grambling	2/21/23
Walks	1	3x (Illinois State)	3/1/23
Strikeouts	2	2x (Grambling)	2/21/23

CAREER HIGHS

Category	High	Opponent (Last)	Date
Innings	3.1	2x (vs. #15 TCU)	2/18/23
Longest Start	3.1	at #6 Oklahoma State	6/6/22
Shortest Start	0.2	vs. Ole Miss	6/20/22
Longest Relief	3.1	vs. #15 TCU	2/18/23
Hits	5	2x (Illinois State)	3/1/23
Runs	4	Grambling	2/21/23
Earned Runs	4	Grambling	2/21/23
Walks	3	2x (at #6 Oklahoma State)	6/6/22
Strikeouts	4	UAPB	4/13/21




34 NICK GRIFFIN

SEASON HIGHS

Category	High	Opponent (Last)	Date
Innings	--	--	--
Longest Start	--	--	--
Shortest Start	--	--	--
Longest Relief	--	--	--
Hits	--	--	--
Runs	--	--	--
Earned Runs	--	--	--
Walks	--	--	--
Strikeouts	--	--	--

CAREER HIGHS

Category	High	Opponent (Last)	Date
Innings	2.0	Arkansas State	4/19/22
Longest Start	--	--	--
Shortest Start	--	--	--
Longest Relief	2.0	Arkansas State	4/19/22
Hits	1	4x (Missouri State)	5/3/22
Runs	1	2x (Missouri State)	5/3/22
Earned Runs	1	2x (Missouri State)	5/3/22
Walks	3	2x (Arkansas State)	4/19/22
Strikeouts	4	Arkansas State	4/19/22




35 JORDAN HUSKEY

SEASON HIGHS

Category	High	Opponent (Last)	Date
Innings	--	--	--
Longest Start	--	--	--
Shortest Start	--	--	--
Longest Relief	--	--	--
Hits	--	--	--
Runs	--	--	--
Earned Runs	--	--	--
Walks	--	--	--
Strikeouts	--	--	--

CAREER HIGHS

Category	High	Opponent (Last)	Date
Innings	--	--	--
Longest Start	--	--	--
Shortest Start	--	--	--
Longest Relief	--	--	--
Hits	--	--	--
Runs	--	--	--
Earned Runs	--	--	--
Walks	--	--	--
Strikeouts	--	--	--



37 JAKE FAHERTY

SEASON HIGHS

Category	High	Opponent (Last)	Date
Innings	0.2	Wright State	3/4/23
Longest Start	--	--	--
Shortest Start	--	--	--
Longest Relief	0.2	Wright State	3/4/23
Hits	0	Wright State	3/4/23
Runs	3	Wright State	3/4/23
Earned Runs	3	Wright State	3/4/23
Walks	3	Wright State	3/4/23
Strikeouts	1	Wright State	3/4/23

CAREER HIGHS

Category	High	Opponent (Last)	Date
Innings	0.2	Wright State	3/4/23
Longest Start	--	--	--
Shortest Start	--	--	--
Longest Relief	0.2	Wright State	3/4/23
Hits	0	2x (Wright State)	3/4/23
Runs	3	Wright State	3/4/23
Earned Runs	3	Wright State	3/4/23
Walks	3	Wright State	3/4/23
Strikeouts	1	2x (Wright State)	3/4/23



36 PARKER COIL

SEASON HIGHS

Category	High	Opponent (Last)	Date
Innings	3.2	Army	3/7/23
Longest Start	3.2	Army	3/7/23
Shortest Start	--	--	--
Longest Relief	1.1	vs. #15 TCU	2/18/23
Hits	6	Army	3/7/23
Runs	3	Army	3/7/23
Earned Runs	3	Army	3/7/23
Walks	3	vs. #15 TCU	2/18/23
Strikeouts	3	Army	3/7/23

CAREER HIGHS

Category	High	Opponent (Last)	Date
Innings	3.2	Army	3/7/23
Longest Start	3.2	Army	3/7/23
Shortest Start	--	--	--
Longest Relief	1.1	vs. #15 TCU	2/18/23
Hits	6	Army	3/7/23
Runs	3	Army	3/7/23
Earned Runs	3	Army	3/7/23
Walks	3	vs. #15 TCU	2/18/23
Strikeouts	3	Army	3/7/23




38 SEAN FITZPATRICK

SEASON HIGHS

Category	High	Opponent (Last)	Date
Innings	0.1	vs. #15 TCU	2/18/23
Longest Start	--	--	--
Shortest Start	--	--	--
Longest Relief	0.1	vs. #15 TCU	2/18/23
Hits	2	vs. #15 TCU	2/18/23
Runs	0	vs. #15 TCU	2/18/23
Earned Runs	0	vs. #15 TCU	2/18/23
Walks	0	vs. #15 TCU	2/18/23
Strikeouts	1	vs. #15 TCU	2/18/23

CAREER HIGHS

Category	High	Opponent (Last)	Date
Innings	0.1	vs. #15 TCU	2/18/23
Longest Start	--	--	--
Shortest Start	--	--	--
Longest Relief	0.1	vs. #15 TCU	2/18/23
Hits	2	vs. #15 TCU	2/18/23
Runs	0	vs. #15 TCU	2/18/23
Earned Runs	0	vs. #15 TCU	2/18/23
Walks	0	vs. #15 TCU	2/18/23
Strikeouts	1	vs. #15 TCU	2/18/23




39 HUNTER HOLLAN

SEASON HIGHS

Category	High	Opponent (Last)	Date
Innings	6.0	Wright State	3/5/23
Longest Start	6.0	Wright State	3/5/23
Shortest Start	4.0	vs. #9 Oklahoma State	2/19/23
Longest Relief	--	--	--
Hits	6	Eastern Illinois	2/26/23
Runs	2	Eastern Illinois	2/26/23
Earned Runs	2	Eastern Illinois	2/26/23
Walks	2	3x (Wright State)	3/5/23
Strikeouts	5	2x (Wright State)	3/5/23

CAREER HIGHS

Category	High	Opponent (Last)	Date
Innings	6.0	Wright State	3/5/23
Longest Start	6.0	Wright State	3/5/23
Shortest Start	4.0	vs. #9 Oklahoma State	2/19/23
Longest Relief	--	--	--
Hits	6	Eastern Illinois	2/26/23
Runs	2	Eastern Illinois	2/26/23
Earned Runs	2	Eastern Illinois	2/26/23
Walks	2	3x (Wright State)	3/5/23
Strikeouts	5	2x (Wright State)	3/5/23




41 WILL McENTIRE

SEASON HIGHS

Category	High	Opponent (Last)	Date
Innings	5.0	Wright State	3/4/23
Longest Start	5.0	Wright State	3/4/23
Shortest Start	1.1	vs. #15 TCU	2/18/23
Longest Relief	0.2	Grambling	2/21/23
Hits	8	Wright State	3/4/23
Runs	4	vs. #15 TCU	2/18/23
Earned Runs	4	vs. #15 TCU	2/18/23
Walks	3	Wright State	3/4/23
Strikeouts	6	Wright State	3/4/23

CAREER HIGHS

Category	High	Opponent (Last)	Date
Innings	7.0	vs. #25 Auburn	6/21/22
Longest Start	7.0	vs. #25 Auburn	6/21/22
Shortest Start	1.1	vs. #15 TCU	2/18/23
Longest Relief	5.1	at #6 Oklahoma State	6/5/22
Hits	8	2x (Wright State)	3/4/23
Runs	4	vs. #15 TCU	2/18/23
Earned Runs	4	vs. #15 TCU	2/18/23
Walks	4	2x (at #6 Oklahoma State)	6/5/22
Strikeouts	9	vs. #25 Auburn	6/21/22




40 BEN BYBEE

SEASON HIGHS

Category	High	Opponent (Last)	Date
Innings	2.0	Grambling	2/21/23
Longest Start	2.0	Grambling	2/21/23
Shortest Start	--	--	--
Longest Relief	0.1	2x (Wright State)	3/4/23
Hits	2	Grambling	2/21/23
Runs	2	Grambling	2/21/23
Earned Runs	2	Grambling	2/21/23
Walks	2	Grambling	2/21/23
Strikeouts	3	Grambling	2/21/23

CAREER HIGHS

Category	High	Opponent (Last)	Date
Innings	2.0	Grambling	2/21/23
Longest Start	2.0	Grambling	2/21/23
Shortest Start	--	--	--
Longest Relief	0.1	2x (Wright State)	3/4/23
Hits	2	Grambling	2/21/23
Runs	2	Grambling	2/21/23
Earned Runs	2	Grambling	2/21/23
Walks	2	Grambling	2/21/23
Strikeouts	3	Grambling	2/21/23




45 GAGE WOOD

SEASON HIGHS

Category	High	Opponent (Last)	Date
Innings	1.0	2x (Eastern Illinois)	2/24/23
Longest Start	--	--	--
Shortest Start	--	--	--
Longest Relief	1.0	2x (Eastern Illinois)	2/24/23
Hits	1	vs. #15 TCU	2/18/23
Runs	2	Eastern Illinois	2/26/23
Earned Runs	2	Eastern Illinois	2/26/23
Walks	2	2x (Eastern Illinois)	2/26/23
Strikeouts	3	vs. #9 Oklahoma State	2/19/23

CAREER HIGHS


Category	High	Opponent (Last)	Date
Innings	1.0	2x (Eastern Illinois)	2/24/23
Longest Start	--	--	--
Shortest Start	--	--	--
Longest Relief	1.0	2x (Eastern Illinois)	2/24/23
Hits	1	vs. #15 TCU	2/18/23
Runs	2	Eastern Illinois	2/26/23
Earned Runs	2	Eastern Illinois	2/26/23
Walks	2	2x (Eastern Illinois)	2/26/23
Strikeouts	3	vs. #9 Oklahoma State	2/19/23

**46 CHRISTIAN FOUTCH****SEASON HIGHS**

Category	High	Opponent (Last)	Date
Innings	--	--	--
Longest Start	--	--	--
Shortest Start	--	--	--
Longest Relief	--	--	--
Hits	--	--	--
Runs	--	--	--
Earned Runs	--	--	--
Walks	--	--	--
Strikeouts	--	--	--

CAREER HIGHS


Category	High	Opponent (Last)	Date
Innings	--	--	--
Longest Start	--	--	--
Shortest Start	--	--	--
Longest Relief	--	--	--
Hits	--	--	--
Runs	--	--	--
Earned Runs	--	--	--
Walks	--	--	--
Strikeouts	--	--	--

**49 CODY ADCOCK****SEASON HIGHS**

Category	High	Opponent (Last)	Date
Innings	2.2	Wright State	3/5/23
Longest Start	--	--	--
Shortest Start	--	--	--
Longest Relief	2.2	Wright State	3/5/23
Hits	4	Eastern Illinois	2/26/23
Runs	4	Eastern Illinois	2/26/23
Earned Runs	4	Eastern Illinois	2/26/23
Walks	1	2x (Louisiana Tech)	3/10/23
Strikeouts	2	4x (Louisiana Tech)	3/10/23

CAREER HIGHS


Category	High	Opponent (Last)	Date
Innings	4.1	vs. Arkansas	5/29/21
Longest Start	4.1	vs. Arkansas	5/29/21
Shortest Start	2.0	Arkansas State	5/4/21
Longest Relief	2.0	4x (Illinois State)	3/1/23
Hits	5	vs. Arkansas	5/29/21
Runs	4	2x (Eastern Illinois)	2/26/23
Earned Runs	4	Eastern Illinois	2/26/23
Walks	2	3x (vs. Arkansas)	5/29/21
Strikeouts	3	3x (UT Martin)	5/18/21

**48 COOPER DOSSETT****SEASON HIGHS**

Category	High	Opponent (Last)	Date
Innings	1.0	Eastern Illinois	2/26/23
Longest Start	--	--	--
Shortest Start	--	--	--
Longest Relief	1.0	Eastern Illinois	2/26/23
Hits	2	vs. #15 TCU	2/18/23
Runs	4	vs. #15 TCU	2/18/23
Earned Runs	4	vs. #15 TCU	2/18/23
Walks	3	vs. #15 TCU	2/18/23
Strikeouts	2	vs. #15 TCU	2/18/23

CAREER HIGHS

Category	High	Opponent (Last)	Date
Innings	1.0	Eastern Illinois	2/26/23
Longest Start	--	--	--
Shortest Start	--	--	--
Longest Relief	1.0	Eastern Illinois	2/26/23
Hits	2	vs. #15 TCU	2/18/23
Runs	4	vs. #15 TCU	2/18/23
Earned Runs	4	vs. #15 TCU	2/18/23
Walks	3	vs. #15 TCU	2/18/23
Strikeouts	2	vs. #15 TCU	2/18/23

**55 JOSH HYNEMAN****SEASON HIGHS**

Category	High	Opponent (Last)	Date
Innings	--	--	--
Longest Start	--	--	--
Shortest Start	--	--	--
Longest Relief	--	--	--
Hits	--	--	--
Runs	--	--	--
Earned Runs	--	--	--
Walks	--	--	--
Strikeouts	--	--	--

CAREER HIGHS

Category	High	Opponent (Last)	Date
Innings	--	--	--
Longest Start	--	--	--
Shortest Start	--	--	--
Longest Relief	--	--	--
Hits	--	--	--
Runs	--	--	--
Earned Runs	--	--	--
Walks	--	--	--
Strikeouts	--	--	--

A ||| OVERALL STATISTICS

Record: 11-2 Home: 9-1 Away: 0-0 Neutral: 2-1 SEC: 0-0

Player	avg	gp-gs	ab	r	h	2b	3b	hr	rbi	tb	slg%	bb	hp	so	gdp	ob%	sf	sh	sb-att	po	a	e	fld%
Jace Bohrofen	.462	13-13	39	14	18	4	0	4	12	34	.872	10	5	10	0	.600	1	0	2-2	22	1	0	1.000
Jared Wegner	.400	13-13	50	19	20	2	1	6	22	42	.840	10	1	9	0	.500	1	0	3-3	18	0	0	1.000
Peyton Stovall	.340	12-12	47	14	16	2	0	3	11	27	.574	5	3	8	1	.421	2	0	2-2	24	22	0	1.000
Tavian Josenberger	.340	13-13	53	11	18	3	0	2	9	27	.509	8	1	9	0	.422	2	0	5-8	40	2	0	1.000
Brady Slavens	.320	13-13	50	14	16	5	0	1	10	24	.480	6	1	9	2	.404	0	0	2-2	92	6	0	1.000
Kendall Diggs	.306	11-11	36	12	11	2	0	4	14	25	.694	9	2	6	2	.458	1	0	0-0	0	0	0	.000
John Bolton	.244	12-12	41	8	10	2	0	0	6	12	.293	5	2	9	0	.347	1	0	1-1	8	42	2	.962
Caleb Cali	.226	11-9	31	6	7	1	0	2	6	14	.452	7	1	14	2	.385	0	0	0-2	4	19	2	.920

Hunter Grimes	1.000	2-0	1	1	1	0	0	0	0	1	1.000	1	0	0	0	1.000	0	0	0-0	0	0	0	.000
Peyton Holt	.429	5-1	7	1	3	0	0	0	3	3	.429	0	0	0	1	.429	0	0	0-0	2	3	0	1.000
Parker Rowland	.259	8-7	27	5	7	2	0	2	10	15	.556	4	0	7	1	.344	1	1	0-0	64	5	1	.986
Jayson Jones	.250	5-3	12	4	3	1	0	2	3	10	.833	4	0	3	1	.438	0	0	1-1	0	4	0	1.000
Reese Robinett	.200	4-1	5	1	1	0	0	0	0	1	.200	0	0	1	0	.200	0	0	0-0	2	3	0	1.000
Mason Neville	.200	5-1	5	1	1	0	0	0	0	1	.200	1	0	2	0	.333	0	0	0-0	1	0	0	1.000
Harold Coll	.167	4-1	6	1	1	0	0	0	1	1	.167	0	0	1	0	.143	1	0	0-0	0	2	0	1.000
Ben McLaughlin	.167	4-1	6	0	1	0	0	0	2	1	.167	1	0	0	1	.286	0	0	0-0	7	0	0	1.000
Hudson Polk	.059	7-6	17	4	1	0	0	1	2	4	.235	3	2	2	1	.273	0	0	0-0	52	1	0	1.000
Totals	.312	13	433	116	135	24	1	27	111	242	.559	74	18	90	12	.424	10	1	16-21	342	119	10	.979
Opponents	.286	13	447	73	128	16	1	16	68	194	.434	56	8	119	7	.370	8	6	14-17	319	121	15	.967

LOB - Team (102), Opp (110). DPs turned - Team (10), Opp (14). CI - Team (0), Opp (1). IBB - Team (1), Slavens 1. Picked off - Stovall 1.

(All games Sorted by Earned run avg)

Player	era	w-l	app	gs	cg	sho	sv	ip	h	r	er	bb	so	2b	3b	hr	b/avg	wp	hp	bk	sfa	sha
Hagen Smith	1.40	3-0	4	4	0	0/0	0	19.1	11	3	3	14	28	2	0	1	.167	1	0	0	0	1
Hunter Hollan	2.30	2-0	3	3	0	0/0	0	15.2	14	4	4	6	14	3	0	1	.246	0	1	0	2	0
Koty Frank	3.09	0-0	6	0	0	0/0	0	11.2	9	4	4	1	9	0	0	2	.214	1	0	0	0	1
Dylan Carter	3.46	2-0	6	0	0	0/0	1	13.0	12	5	5	3	10	1	0	0	.250	0	1	0	1	0
Will McEntire	6.17	2-0	4	3	0	0/0	0	11.2	19	9	8	7	10	3	0	3	.365	0	0	0	0	0

Sean Fitzpatrick	0.00	0-0	1	0	0	0/0	0	0.1	2	0	0	0	1	1	0	0	.667	1	0	0	0	0
Brady Tygart	5.68	1-0	4	0	0	0/0	1	6.1	6	5	4	1	10	0	0	2	.231	0	1	0	0	0
Parker Coil	6.75	0-0	4	1	0	0/0	0	6.2	12	6	5	5	4	1	0	2	.414	2	0	0	2	0
Ben Bybee	6.75	0-0	3	1	0	0/0	0	2.2	3	2	2	2	4	0	1	1	.273	0	1	0	0	0
Austin Ledbetter	8.10	0-0	4	0	0	0/0	0	6.2	8	6	6	1	4	1	0	0	.320	0	1	0	2	0
Cody Adcock	8.68	1-1	7	0	0	0/0	1	9.1	14	9	9	2	11	2	0	4	.350	0	1	0	1	1
Gage Wood	9.00	0-0	4	0	0	0/0	0	2.0	1	2	2	4	5	0	0	0	.143	2	1	0	0	0
Zack Morris	14.21	0-1	4	1	0	0/0	0	6.1	15	11	10	3	5	2	0	0	.469	0	0	1	0	3
Cooper Dossett	21.60	0-0	2	0	0	0/0	0	1.2	2	4	4	4	3	0	0	0	.286	0	1	0	0	0
Jake Faherty	40.50	0-0	1	0	0	0/0	0	0.2	0	3	3	3	1	0	0	0	.000	0	0	2	0	0
Totals	5.45	11-2	13	13	0	0/0	3	114.0	128	73	69	56	119	16	1	16	.286	7	8	3	8	6
Opponents	8.63	2-11	13	13	0	0/0	0	106.1	135	116	102	74	90	24	1	27	.312	16	18	5	10	1

PB - Team (3), Polk 3, Opp (1). Pickoffs - Team (0), Opp (1). SBA/ATT - Polk (10-10), Rowland (4-6), McEntire (2-3), Morris (3-3), Coil (1-2), Tygart (2-2), Wood (2-2), Hollan (1-2), Frank (1-1), Ledbetter (1-1), Smith (1-1).

Score by innings	1	2	3	4	5	6	7	8	9	EX	Total
Arkansas	9	19	20	2	14	11	26	13	1	1	116
Opponents	10	2	3	8	9	10	9	13	9	0	73

Record when ...

Overall	11-2	After 6 leading	7-1
Conference	0-0 trailing	1-1
Non-Conference	11-2 tied	3-0
Home games	9-1	After 7 leading	7-0
Away games	0-0 trailing	1-2
Neutral site	2-1 tied	1-0
Day games	11-2	After 8 leading	8-0
Night games	0-0 trailing	0-2
vs Left starter	4-0 tied	0-0
vs Right starter	7-2		
1-Run games	2-0	Hit 0 home runs	2-0
2-Run games	2-0	... 1 home run	2-1
5+Run games	5-2	... 2+ home runs	7-1
Extra innings	1-0		
Shutouts	0-0	Opponent 0 home runs	3-0
	 1 home run	5-1
Scoring 0-2 runs	0-0 2+ HRs	3-1
..... 3-5 runs	1-1		
..... 6-9 runs	4-1	Made 0 errors	5-1
..... 10+ runs	6-0 1 error	4-0
	 2+ errors	2-1
Opponent 0-2 runs	5-0		
..... 3-5 runs	3-0	Opp. made 0 errors	2-0
..... 6-9 runs	3-0 1 error	7-1
..... 10+ runs	0-2 2+ errors	2-1
Scored in 1st inning	3-1	Out-hit opponent	8-0
Opp. scored in 1st	4-2	Out-hit by opponent	2-2
Scores first	7-0	Hits are tied	1-0
Opp. scores first	4-2		

Record when team scores:

Runs	0	1	2	3	4	5	6	7	8	9	10+
W-L	0-0	0-0	0-0	1-1	0-0	0-0	1-1	2-0	0-0	1-0	6-0

Record when opponent scores:

Runs	0	1	2	3	4	5	6	7	8	9	10+
W-L	0-0	1-0	4-0	1-0	1-0	1-0	1-0	1-0	0-0	1-0	0-2

Record when leading after:

Inn.	1	2	3	4	5	6	7	8
W-L	3-0	6-0	7-0	6-0	6-1	7-1	7-0	8-0

Record when trailing after:

Inn.	1	2	3	4	5	6	7	8
W-L	3-1	3-0	3-0	4-0	3-1	1-1	1-2	0-2

Record when tied after:

Inn.	1	2	3	4	5	6	7	8
W-L	5-1	2-2	1-2	1-2	2-0	3-0	1-0	0-0

Current winning streak: 6

Longest winning streak: 6

Longest losing streak: 1

Home attendance : 93217 (10 dates avg = 9321)

Away attendance : 52116 (3 dates avg = 17372)

Total attendance: 145333 (13 dates avg = 11179)

Starting Lineup By Position (Team W-L record when starter)

PITCHER:		
Hagen Smith	4	(4-0)
Will McEntire	3	(2-1)
Hunter Hollan	3	(2-1)
Zack Morris	1	(1-0)
Parker Coil	1	(1-0)
Ben Bybee	1	(1-0)
CATCHER:		
Parker Rowland	7	(7-0)
Hudson Polk	6	(4-2)
FIRST BASE:		
Brady Slavens	12	(10-2)
Ben McLaughlin	1	(1-0)
SECOND BASE:		
Peyton Stovall	12	(10-2)
Peyton Holt	1	(1-0)
THIRD BASE:		
Caleb Cali	9	(8-1)
Jayson Jones	2	(2-0)
Brady Slavens	1	(1-0)
Reese Robinett	1	(0-1)
SHORTSTOP:		
John Bolton	12	(10-2)
Harold Coll	1	(1-0)
LEFT FIELD:		
Jared Wegner	13	(11-2)
CENTER FIELD:		
Tavian Josenberger	13	(11-2)
RIGHT FIELD:		
Jace Bohrofen	13	(11-2)
DESIGNATED HITTER:		
Kendall Diggs	11	(10-1)
Jayson Jones	1	(1-0)
Mason Neville	1	(0-1)

Starting Lineup By Lineup Spot (Team W-L record when starter)

LEADOFF:		
Tavian Josenberger	13	(11-2)
2ND SPOT:		
Peyton Stovall	10	(8-2)
Jace Bohrofen	2	(2-0)
Kendall Diggs	1	(1-0)
3RD SPOT:		
Jared Wegner	11	(10-1)
Caleb Cali	2	(1-1)
CLEANUP:		
Brady Slavens	13	(11-2)
5TH SPOT:		
Jace Bohrofen	6	(5-1)
Peyton Stovall	2	(2-0)
Jared Wegner	2	(1-1)
Kendall Diggs	2	(2-0)
Caleb Cali	1	(1-0)
6TH SPOT:		
Kendall Diggs	5	(5-0)
Jace Bohrofen	5	(4-1)
Caleb Cali	1	(1-0)
Reese Robinett	1	(0-1)
Ben McLaughlin	1	(1-0)
7TH SPOT:		
Caleb Cali	5	(5-0)
Jayson Jones	3	(3-0)
Kendall Diggs	3	(2-1)
Hudson Polk	1	(0-1)
Peyton Holt	1	(1-0)
8TH SPOT:		
Parker Rowland	7	(7-0)
Hudson Polk	5	(4-1)
Mason Neville	1	(0-1)
9TH SPOT:		
John Bolton	12	(10-2)
Harold Coll	1	(1-0)

STARTERS SUMMARY

Player	GS	Position										Batting Order									
		p	c	1b	2b	3b	ss	lf	cf	rf	of	dh	1st	2nd	3rd	4th	5th	6th	7th	8th	9th
Jared Wegner	13	13	11	.	2
Tavian Josenberge	13	13	13
Brady Slavens	13	.	.	12	.	1	13
Jace Bohrofen	13	13	2	.	.	6	5	.	.
Peyton Stovall	12	.	.	.	12	10	.	.	2	.	.	.
John Bolton	12	12	12
Kendall Diggs	11	11	.	1	.	2	5	3	.	.
Caleb Cali	9	9	2	1	1	5	.	.
Parker Rowland	7	.	7	7	.
Hudson Polk	6	.	6	1	5	.
Hagen Smith	4	4
Will McEntire	3	3
Hunter Hollan	3	3
Jayson Jones	3	2	1	3	.	.
Parker Coil	1	1
Ben Bybee	1	1
Peyton Holt	1	.	.	.	1	1	.	.
Ben McLaughlin	1	.	.	1	1	.	.	.
Reese Robinett	1	1	1	.	.	.
Mason Neville	1	1	1	.
Harold Coll	1	1	1
Zack Morris	1	1



||| MISCELLANEOUS STATS

Multiple Hit Games	2	3	4	5+	Total
Tavian Josenberger	7	-	-	-	7
Jared Wegner	4	2	-	-	6
Brady Slavens	6	-	-	-	6
Jace Bohrofen	4	2	-	-	6
Peyton Stovall	3	2	-	-	5
John Bolton	2	-	-	-	2
Caleb Cali	2	-	-	-	2
Kendall Diggs	1	1	-	-	2
Parker Rowland	2	-	-	-	2
Peyton Holt	1	-	-	-	1
Jayson Jones	1	-	-	-	1
TEAM	33	7	0	0	40

Multiple RBI Games	2	3	4	5+	Total
Jared Wegner	3	3	-	1	7
Kendall Diggs	3	1	1	-	5
Jace Bohrofen	3	1	-	-	4
Caleb Cali	3	-	-	-	3
Tavian Josenberger	3	-	-	-	3
Peyton Stovall	2	-	1	-	3
Parker Rowland	3	-	-	-	3
Brady Slavens	2	-	1	-	3
Jayson Jones	1	-	-	-	1
Peyton Holt	1	-	-	-	1
Ben McLaughlin	1	-	-	-	1
John Bolton	1	-	-	-	1
TEAM	26	5	3	1	35

Hitting Streaks	Longest	Current
Tavian Josenberger	6	4
Peyton Stovall	6	6
Brady Slavens	6	1
Jared Wegner	6	6
Kendall Diggs	5	2
Jace Bohrofen	5	4
John Bolton	4	-
Caleb Cali	3	2
Parker Rowland	3	1
Peyton Holt	2	-
Jayson Jones	1	-
Harold Coll	1	-
Hunter Grimes	1	1
Hudson Polk	1	-
Mason Neville	1	-
Reese Robinett	1	-
Ben McLaughlin	1	1

Reached Base Streaks	Longest	Current
John Bolton	12	12
Jace Bohrofen	11	11
Caleb Cali	8	8
Tavian Josenberger	6	4
Jared Wegner	6	6
Brady Slavens	6	6
Peyton Stovall	6	6
Kendall Diggs	5	5
Parker Rowland	4	1
Jayson Jones	4	-
Hudson Polk	4	-
Peyton Holt	2	-
Hunter Grimes	2	2
Ben McLaughlin	1	1
Harold Coll	1	-
Mason Neville	1	-
Reese Robinett	1	-

#49 Cody Adcock - 2 games (All games)

Date	Opponent	Pos	AB	R	H	RBI	2B	3B	HR	BB	SB	CS	HBP	SAC	SF	GDP	K	PO	A	E	Avg
Mar 01	ILLINOIS STATE	p	0	0	0	0	0	0	0	0	0	0	0	0	0	0	0	0	1	0	.000
Mar 05	WRIGHT STATE	p	0	0	0	0	0	0	0	0	0	0	0	0	0	0	0	1	0	0	.000
Totals		ogs	0	0	0	0	0	0	0	0	0	0	0	0	0	0	0	1	1	0	.000

On base pct. .000 • Slugging pct. .000

#49 Cody Adcock - 7 appearances (All games)

Date	Opponent	GS	IP	H	R	ER	BB	SO	2B	3B	HR	WP	BK	HBP	IBB	Score	W-L	Sv	ERA	NP
Feb 17	vs Texas		1.0	2	2	2	0	2	1	0	1	0	0	0	0	3-2	1-0	0	18.00	28
Feb 19	vs Oklahoma State		1.0	0	0	0	0	1	0	0	0	0	0	0	0	18-1	1-0	0	9.00	17
Feb 24	EASTERN ILLINOI		0.1	1	0	0	0	1	0	0	0	0	0	0	0	13-2	1-0	0	7.71	9
Feb 26	EASTERN ILLINOI		1.1	4	4	4	0	2	1	0	2	0	0	0	0	3-12	1-1	0	14.73	28
Mar 01	ILLINOIS STATE		2.0	1	0	0	1	2	0	0	0	0	0	0	0	10-9	1-1	0	9.53	35
Mar 05	WRIGHT STATE		2.2	3	1	1	0	1	0	0	0	0	0	1	0	6-2	1-1	1	7.56	41
Mar 10	LOUISIANA TECH		1.0	3	2	2	1	2	0	0	1	0	0	0	0	7-4	1-1	1	8.68	26
Totals		0	9.1	14	9	9	2	11	2	0	4	0	0	1	0	60-32	1-1	1	8.68	-

#8 Jace Bohrofen - 13 games (All games)

Date	Opponent	Pos	AB	R	H	RBI	2B	3B	HR	BB	SB	CS	HBP	SAC	SF	GDP	K	PO	A	E	Avg
Feb 17	vs Texas	*of	3	1	1	0	0	0	0	1	0	0	0	0	0	0	1	0	0	0	.333
Feb 18	vs TCU	*of	3	0	0	0	0	0	0	0	0	0	0	0	0	0	2	4	0	0	.167
Feb 19	vs Oklahoma State	*of	3	2	2	0	0	0	0	1	0	0	0	0	0	0	1	0	0	0	.333
Feb 21	GRAMBLING	*of	2	1	1	2	1	0	0	1	0	0	0	0	1	0	1	3	0	0	.364
Feb 24	EASTERN ILLINOI	*of	1	1	1	0	0	0	0	2	2	0	1	0	0	0	1	0	0	0	.417
Feb 25	EASTERN ILLINOI	*of	4	2	3	2	2	0	0	1	0	0	0	0	0	0	0	1	0	0	.500
Feb 26	EASTERN ILLINOI	*of	4	1	1	1	0	0	1	0	0	0	0	0	0	0	1	4	1	0	.450
Mar 01	ILLINOIS STATE	*of	4	1	0	0	0	0	0	1	0	0	1	0	0	0	1	1	0	0	.375
Mar 03	WRIGHT STATE	*of	2	0	0	0	0	0	0	1	0	0	1	0	0	0	2	1	0	0	.346
Mar 04	WRIGHT STATE	*of	3	1	2	1	1	0	0	1	0	0	0	0	0	0	0	1	0	0	.379
Mar 05	WRIGHT STATE	*of	4	1	3	3	0	0	1	0	0	0	0	0	0	0	0	1	0	0	.424
Mar 07	ARMY	*of	3	2	2	1	0	0	1	0	0	0	1	0	0	0	1	3	0	0	.444
Mar 10	LOUISIANA TECH	*of	3	1	2	2	0	0	1	1	0	0	1	0	0	0	0	2	0	0	.462
Totals		13gs	39	14	18	12	4	0	4	10	2	0	5	0	1	0	10	22	1	0	.462

On base pct. .600 • Slugging pct. .872

#9 John Bolton - 12 games (All games)

Date	Opponent	Pos	AB	R	H	RBI	2B	3B	HR	BB	SB	CS	HBP	SAC	SF	GDP	K	PO	A	E	Avg
Feb 17	vs Texas	*ss	4	0	2	1	1	0	0	0	0	0	0	0	0	0	1	2	4	0	.500
Feb 18	vs TCU	*ss	4	0	1	0	0	0	0	0	0	0	0	0	0	0	1	1	6	0	.375
Feb 19	vs Oklahoma State	*ss	3	1	1	2	0	0	0	0	0	0	0	0	1	0	2	0	2	0	.364
Feb 21	GRAMBLING	*ss	3	1	0	0	0	0	0	0	0	0	1	0	0	0	0	1	3	0	.286
Feb 24	EASTERN ILLINOI	*ss	4	2	2	0	0	0	0	0	0	0	0	0	0	0	0	2	0	0	.333
Feb 25	EASTERN ILLINOI	*ss	5	1	1	0	0	0	0	0	0	0	0	0	0	0	0	1	3	0	.304
Feb 26	EASTERN ILLINOI	*ss	3	1	1	1	1	0	0	0	0	0	0	0	0	0	1	0	1	0	.308
Mar 01	ILLINOIS STATE	*ss	5	0	1	0	0	0	0	0	0	0	0	0	0	0	2	1	7	2	.290
Mar 04	WRIGHT STATE	*ss	3	1	0	1	0	0	0	1	0	0	1	0	0	0	1	2	3	0	.265
Mar 05	WRIGHT STATE	*ss	3	1	1	1	0	0	0	1	1	0	0	0	0	0	0	0	2	0	.270
Mar 07	ARMY	*ss	2	0	0	0	0	0	0	1	0	0	0	0	0	0	0	4	0	0	.256
Mar 10	LOUISIANA TECH	*ss	2	0	0	0	0	0	0	2	0	0	0	0	0	0	1	0	5	0	.244
Totals		12gs	41	8	10	6	2	0	0	5	1	0	2	0	1	0	9	8	42	2	.244

On base pct. .347 • Slugging pct. .293

#40 Ben Bybee - 3 appearances (All games)

Date	Opponent	GS	IP	H	R	ER	BB	SO	2B	3B	HR	WP	BK	HBP	IBB	Score	W-L	Sv	ERA	NP
Feb 18	vs TCU		0.1	0	0	0	0	1	0	0	0	0	0	1	0	6-18	0-0	0	0.00	6
Feb 21	GRAMBLING	*	2.0	2	2	2	2	3	0	0	1	0	0	0	0	9-7	0-0	0	7.71	46
Mar 04	WRIGHT STATE		0.1	1	0	0	0	0	0	1	0	0	0	0	0	12-6	0-0	0	6.75	12
Totals		1	2.2	3	2	2	2	4	0	1	1	0	0	1	0	27-31	0-0	0	6.75	-



III INDIVIDUAL GAME-BY-GAME

#6 Caleb Cali - 11 games (All games)

Date	Opponent	Pos	AB	R	H	RBI	2B	3B	HR	BB	SB	CS	HBP	SAC	SF	GDP	K	PO	A	E	Avg
Feb 17	vs Texas	*3b	5	0	0	0	0	0	0	0	0	0	0	0	0	1	4	1	0	1	.000
Feb 18	vs TCU	*3b	3	0	0	0	0	0	0	0	0	0	0	0	0	0	3	0	2	0	.000
Feb 21	GRAMBLING	3b	0	0	0	0	0	0	0	0	0	0	0	0	0	0	0	0	0	0	.000
Feb 24	EASTERN ILLINOI	ph	0	1	0	0	0	0	0	1	0	0	0	0	0	0	0	0	0	0	.000
Feb 25	EASTERN ILLINOI	*3b	2	1	0	0	0	0	0	1	0	0	0	0	0	0	0	0	1	0	.000
Mar 01	ILLINOIS STATE	*3b	4	1	1	2	0	0	1	1	0	0	0	0	0	0	1	0	3	0	.071
Mar 03	WRIGHT STATE	*3b	4	1	2	2	1	0	1	0	0	0	0	0	0	0	1	0	2	0	.167
Mar 04	WRIGHT STATE	*3b/1	4	1	2	2	0	0	1	0	1	0	0	0	0	1	1	0	1	0	.227
Mar 05	WRIGHT STATE	*3b	3	1	0	0	0	0	0	1	0	0	0	0	0	0	2	3	4	1	.200
Mar 07	ARMY	*3b	3	0	1	0	0	0	0	1	0	0	0	0	0	0	2	0	5	0	.214
Mar 10	LOUISIANA TECH	*3b	3	0	1	0	0	0	0	1	0	1	1	0	0	0	0	0	1	0	.226
Totals		9gs	31	6	7	6	1	0	2	7	0	2	1	0	0	2	14	4	19	2	.226

On base pct. .385 • Slugging pct. .452

#31 Dylan Carter - 2 games (All games)

Date	Opponent	Pos	AB	R	H	RBI	2B	3B	HR	BB	SB	CS	HBP	SAC	SF	GDP	K	PO	A	E	Avg
Mar 03	WRIGHT STATE	p	0	0	0	0	0	0	0	0	0	0	0	0	0	0	0	1	0	0	.000
Mar 10	LOUISIANA TECH	p	0	0	0	0	0	0	0	0	0	0	0	0	0	0	0	1	0	0	.000
Totals		0gs	0	0	0	0	0	0	0	0	0	0	0	0	0	0	0	2	0	0	.000

On base pct. .000 • Slugging pct. .000

#31 Dylan Carter - 6 appearances (All games)

Date	Opponent	GS	IP	H	R	ER	BB	SO	2B	3B	HR	WP	BK	HBP	IBB	Score	W-L	Sv	ERA	NP	
Feb 18	vs TCU		1.1	2	3	3	0	1	1	0	0	0	0	0	1	0	6-18	0-0	0	20.25	26
Feb 25	EASTERN ILLINOI		1.0	1	0	0	1	1	0	0	0	0	0	0	0	10-3	0-0	0	11.57	18	
Mar 01	ILLINOIS STATE		2.1	1	0	0	0	1	0	0	0	0	0	0	0	10-9	1-0	0	5.79	30	
Mar 03	WRIGHT STATE		2.1	4	1	1	1	3	0	0	0	0	0	0	0	12-2	1-0	0	5.14	43	
Mar 07	ARMY		3.0	3	1	1	1	2	0	0	0	0	0	0	0	7-5	2-0	0	4.50	44	
Mar 10	LOUISIANA TECH		3.0	1	0	0	0	2	0	0	0	0	0	0	0	7-4	2-0	1	3.46	35	
Totals		0	13.0	12	5	5	3	10	1	0	0	0	0	1	0	52-41	2-0	1	3.46	-	

#36 Parker Coil - 4 games (All games)

Date	Opponent	Pos	AB	R	H	RBI	2B	3B	HR	BB	SB	CS	HBP	SAC	SF	GDP	K	PO	A	E	Avg
Feb 18	vs TCU	p	0	0	0	0	0	0	0	0	0	0	0	0	0	0	0	0	1	0	.000
Feb 26	EASTERN ILLINOI	p	0	0	0	0	0	0	0	0	0	0	0	0	0	0	0	1	1	0	.000
Mar 03	WRIGHT STATE	p	0	0	0	0	0	0	0	0	0	0	0	0	0	0	0	1	0	0	.000
Mar 07	ARMY	*p	0	0	0	0	0	0	0	0	0	0	0	0	0	0	0	0	1	1	.000
Totals		1gs	0	0	0	0	0	0	0	0	0	0	0	0	0	0	0	2	3	1	.000

On base pct. .000 • Slugging pct. .000

#36 Parker Coil - 4 appearances (All games)

Date	Opponent	GS	IP	H	R	ER	BB	SO	2B	3B	HR	WP	BK	HBP	IBB	Score	W-L	Sv	ERA	NP
Feb 18	vs TCU		1.1	2	2	2	3	0	0	0	1	0	0	0	0	6-18	0-0	0	13.50	35
Feb 26	EASTERN ILLINOI		0.2	2	1	0	1	0	0	0	0	0	0	0	0	3-12	0-0	0	9.00	21
Mar 03	WRIGHT STATE		1.0	2	0	0	0	1	0	0	0	0	0	0	0	12-2	0-0	0	6.00	24
Mar 07	ARMY	*	3.2	6	3	3	1	3	1	0	1	2	0	0	0	7-5	0-0	0	6.75	60
Totals		1	6.2	12	6	5	5	4	1	0	2	2	0	0	0	28-37	0-0	0	6.75	-

#1 Harold Coll - 4 games (All games)

Date	Opponent	Pos	AB	R	H	RBI	2B	3B	HR	BB	SB	CS	HBP	SAC	SF	GDP	K	PO	A	E	Avg
Feb 18	vs TCU	ph	1	0	0	0	0	0	0	0	0	0	0	0	0	0	1	0	0	0	.000
Feb 19	vs Oklahoma State	ss	0	0	0	1	0	0	0	0	0	0	0	0	1	0	0	0	0	0	.000
Mar 03	WRIGHT STATE	*ss	4	1	1	0	0	0	0	0	0	0	0	0	0	0	0	0	2	0	.200
Mar 04	WRIGHT STATE	ph/2	1	0	0	0	0	0	0	0	0	0	0	0	0	0	0	0	0	0	.167
Totals		1gs	6	1	1	1	0	0	0	0	0	0	0	0	1	0	1	0	2	0	.167

On base pct. .143 • Slugging pct. .167

#5 Kendall Diggs - 11 games (All games)

Date	Opponent	Pos	AB	R	H	RBI	2B	3B	HR	BB	SB	CS	HBP	SAC	SF	GDP	K	PO	A	E	Avg
Feb 17	vs Texas	*dh	3	0	1	2	0	0	0	0	0	0	1	0	0	0	1	0	0	0	.333
Feb 18	vs TCU	*dh	2	1	1	1	0	0	1	1	0	0	0	0	0	0	0	0	0	0	.400
Feb 19	vs Oklahoma State	*dh	3	2	1	0	0	0	0	0	0	0	1	0	0	0	0	0	0	0	.375
Feb 21	GRAMBLING	*dh	3	1	1	0	0	0	0	1	0	0	0	0	0	0	1	0	0	0	.364
Feb 24	EASTERN ILLINOI	*dh	4	2	1	4	0	0	1	1	0	0	0	0	0	0	1	0	0	0	.333
Feb 25	EASTERN ILLINOI	*dh	5	0	0	0	0	0	0	0	0	0	0	0	0	0	1	0	0	0	.250
Mar 01	ILLINOIS STATE	*dh	5	2	3	2	2	0	1	1	0	0	0	0	0	0	0	0	0	0	.320
Mar 03	WRIGHT STATE	*dh	2	1	0	0	0	0	0	2	0	0	0	0	0	0	1	0	0	0	.296
Mar 05	WRIGHT STATE	*dh	2	0	0	0	0	0	0	2	0	0	0	0	0	1	0	0	0	0	.276
Mar 07	ARMY	*dh	4	1	1	3	0	0	1	0	0	0	0	0	0	1	1	0	0	0	.273
Mar 10	LOUISIANA TECH	*dh	3	2	2	2	0	0	0	1	0	0	0	0	1	0	0	0	0	0	.306
Totals		11gs	36	12	11	14	2	0	4	9	0	0	2	0	1	2	6	0	0	0	.306

On base pct. .458 • Slugging pct. .694

#48 Cooper Dossett - 2 appearances (All games)

Date	Opponent	GS	IP	H	R	ER	BB	SO	2B	3B	HR	WP	BK	HBP	IBB	Score	W-L	Sv	ERA	NP
Feb 18	vs TCU		0.2	2	4	4	3	2	0	0	0	0	0	0	1	6-18	0-0	0	54.00	37
Feb 26	EASTERN ILLINOI		1.0	0	0	0	1	1	0	0	0	0	0	0	0	3-12	0-0	0	21.60	21
Totals		0	1.2	2	4	4	4	3	0	0	0	0	0	0	1	9-30	0-0	0	21.60	-

#37 Jake Faherty - 1 appearance (All games)

Date	Opponent	GS	IP	H	R	ER	BB	SO	2B	3B	HR	WP	BK	HBP	IBB	Score	W-L	Sv	ERA	NP
Mar 04	WRIGHT STATE		0.2	0	3	3	3	1	0	0	0	0	2	0	0	12-6	0-0	0	40.50	22
Totals		0	0.2	0	3	3	3	1	0	0	0	0	2	0	0	12-6	0-0	0	40.50	-

#38 Sean Fitzpatrick - 1 appearance (All games)

Date	Opponent	GS	IP	H	R	ER	BB	SO	2B	3B	HR	WP	BK	HBP	IBB	Score	W-L	Sv	ERA	NP
Feb 18	vs TCU		0.1	2	0	0	0	1	1	0	0	1	0	0	0	6-18	0-0	0	0.00	15
Totals		0	0.1	2	0	0	0	1	1	0	0	1	0	0	0	6-18	0-0	0	0.00	-

#28 Koty Frank - 3 games (All games)

Date	Opponent	Pos	AB	R	H	RBI	2B	3B	HR	BB	SB	CS	HBP	SAC	SF	GDP	K	PO	A	E	Avg
Feb 17	vs Texas	p	0	0	0	0	0	0	0	0	0	0	0	0	0	0	0	0	1	0	.000
Feb 21	GRAMBLING	p	0	0	0	0	0	0	0	0	0	0	0	0	0	0	0	1	0	0	.000
Mar 01	ILLINOIS STATE	p	0	0	0	0	0	0	0	0	0	0	0	0	0	0	0	0	1	0	.000
Totals		0gs	0	0	0	0	0	0	0	0	0	0	0	0	0	0	0	1	2	0	.000

On base pct. .000 • Slugging pct. .000



III INDIVIDUAL GAME-BY-GAME

#28 Koty Frank - 6 appearances (All games)

Date	Opponent	GS	IP	H	R	ER	BB	SO	2B	3B	HR	WP	BK	HBP	IBB	Score	W-L	Sv	ERA	NP
Feb 17	vs Texas		1.1	2	0	0	0	0	0	0	0	1	0	0	0	3-2	0-0	0	0.00	22
Feb 19	vs Oklahoma State		1.0	1	0	0	0	1	0	0	0	0	0	0	0	18-1	0-0	0	0.00	16
Feb 21	GRAMBLING		2.2	0	0	0	1	3	0	0	0	0	0	0	0	9-7	0-0	0	0.00	31
Feb 25	EASTERN ILLINOI		2.1	2	1	1	0	2	0	0	1	0	0	0	0	10-3	0-0	0	1.23	32
Mar 01	ILLINOIS STATE		4.0	4	3	3	0	3	0	0	1	0	0	0	0	10-9	0-0	0	3.18	55
Mar 05	WRIGHT STATE		0.1	0	0	0	0	0	0	0	0	0	0	0	0	6-2	0-0	0	3.09	1
Totals		0	11.2	9	4	4	1	9	0	0	2	1	0	0	0	56-24	0-0	0	3.09	-

#21 Hunter Grimes - 2 games (All games)

Date	Opponent	Pos	AB	R	H	RBI	2B	3B	HR	BB	SB	CS	HBP	SAC	SF	GDP	K	PO	A	E	Avg
Feb 19	vs Oklahoma State	ph/of	1	1	1	0	0	0	0	0	0	0	0	0	0	0	0	0	0	0	1.000
Mar 04	WRIGHT STATE	ph/of	0	0	0	0	0	0	0	1	0	0	0	0	0	0	0	0	0	0	1.000
Totals		0gs	1	1	1	0	0	0	0	1	0	0	0	0	0	0	0	0	0	0	1.000

On base pct. 1.000 • Slugging pct. 1.000

#39 Hunter Hollan - 2 games (All games)

Date	Opponent	Pos	AB	R	H	RBI	2B	3B	HR	BB	SB	CS	HBP	SAC	SF	GDP	K	PO	A	E	Avg
Feb 26	EASTERN ILLINOI	*p	0	0	0	0	0	0	0	0	0	0	0	0	0	0	0	0	0	1	.000
Mar 05	WRIGHT STATE	*p	0	0	0	0	0	0	0	0	0	0	0	0	0	0	0	0	1	0	.000
Totals		2gs	0	0	0	0	0	0	0	0	0	0	0	0	0	0	0	0	1	1	.000

On base pct. .000 • Slugging pct. .000

#39 Hunter Hollan - 3 appearances (All games)

Date	Opponent	GS	IP	H	R	ER	BB	SO	2B	3B	HR	WP	BK	HBP	IBB	Score	W-L	Sv	ERA	NP
Feb 19	vs Oklahoma State	*	4.0	3	1	1	2	5	1	0	0	0	0	0	1	18-1	1-0	0	2.25	68
Feb 26	EASTERN ILLINOI	*	5.2	6	2	2	2	4	1	0	1	0	0	0	0	3-12	1-0	0	2.79	86
Mar 05	WRIGHT STATE	*	6.0	5	1	1	2	5	1	0	0	0	0	0	0	6-2	2-0	0	2.30	90
Totals		3	15.2	14	4	4	6	14	3	0	1	0	0	0	1	27-15	2-0	0	2.30	-

#24 Peyton Holt - 5 games (All games)

Date	Opponent	Pos	AB	R	H	RBI	2B	3B	HR	BB	SB	CS	HBP	SAC	SF	GDP	K	PO	A	E	Avg
Feb 19	vs Oklahoma State	ph/2	2	0	1	1	0	0	0	0	0	0	0	0	0	0	0	0	0	0	.500
Feb 21	GRAMBLING	pr	0	1	0	0	0	0	0	0	0	0	0	0	0	0	0	0	0	0	.500
Feb 24	EASTERN ILLINOI	*2b	4	0	2	2	0	0	0	0	0	0	0	0	0	1	0	2	1	0	.500
Mar 04	WRIGHT STATE	ph/3	1	0	0	0	0	0	0	0	0	0	0	0	0	0	0	0	1	0	.429
Mar 10	LOUISIANA TECH	pr/3b	0	0	0	0	0	0	0	0	0	0	0	0	0	0	0	0	1	0	.429
Totals		1gs	7	1	3	3	0	0	0	0	0	0	0	0	0	1	0	2	3	0	.429

On base pct. .429 • Slugging pct. .429

#13 Jayson Jones - 5 games (All games)

Date	Opponent	Pos	AB	R	H	RBI	2B	3B	HR	BB	SB	CS	HBP	SAC	SF	GDP	K	PO	A	E	Avg
Feb 18	vs TCU	ph/3	2	1	1	1	0	0	1	0	0	0	0	0	0	0	0	0	0	0	.500
Feb 19	vs Oklahoma State	*3b	2	2	0	0	0	0	0	3	0	0	0	0	0	0	1	0	2	0	.250
Feb 21	GRAMBLING	*3b	2	0	0	0	0	0	0	1	1	0	0	0	0	1	0	0	2	0	.167
Mar 04	WRIGHT STATE	*dh	5	1	2	2	1	0	1	0	0	0	0	0	0	0	2	0	0	0	.273
Mar 07	ARMY	ph	1	0	0	0	0	0	0	0	0	0	0	0	0	0	0	0	0	0	.250
Totals		3gs	12	4	3	3	1	0	2	4	1	0	0	0	0	1	3	0	4	0	.250

On base pct. .438 • Slugging pct. .833

#12 Tavian Josenberger - 13 games (All games)

Date	Opponent	Pos	AB	R	H	RBI	2B	3B	HR	BB	SB	CS	HBP	SAC	SF	GDP	K	PO	A	E	Avg
Feb 17	vs Texas	*of	4	0	1	0	0	0	0	1	0	0	0	0	0	0	0	1	0	0	.250
Feb 18	vs TCU	*of	5	0	0	0	0	0	0	0	0	0	0	0	0	0	2	4	0	0	.111
Feb 19	vs Oklahoma State	*of	4	2	2	2	1	0	1	0	0	0	0	0	0	0	1	3	0	0	.231
Feb 21	GRAMBLING	*of	2	2	2	2	1	0	0	2	1	0	0	0	1	0	0	1	0	0	.333
Feb 24	EASTERN ILLINOI	*of	5	2	2	0	0	0	0	0	0	0	0	0	0	0	1	2	0	0	.350
Feb 25	EASTERN ILLINOI	*of	5	2	2	2	0	0	1	0	0	0	0	0	0	0	0	4	0	0	.360
Feb 26	EASTERN ILLINOI	*of	4	0	2	1	0	0	0	0	0	0	0	0	0	0	0	3	0	0	.379
Mar 01	ILLINOIS STATE	*of	5	1	1	1	0	0	0	0	2	1	1	0	0	0	0	5	1	0	.353
Mar 03	WRIGHT STATE	*of	5	1	0	0	0	0	0	0	1	0	0	0	0	0	1	3	0	0	.308
Mar 04	WRIGHT STATE	*of	5	0	2	1	1	0	0	0	0	0	0	0	1	0	1	5	0	0	.318
Mar 05	WRIGHT STATE	*of	4	0	1	0	0	0	0	1	1	1	0	0	0	0	3	2	0	0	.312
Mar 07	ARMY	*of	2	1	1	0	0	0	0	2	0	0	0	0	0	0	0	4	1	0	.320
Mar 10	LOUISIANA TECH	*of	3	0	2	0	0	0	0	2	0	1	0	0	0	0	0	3	0	0	.340
Totals		13gs	53	11	18	9	3	0	2	8	5	3	1	0	2	0	9	40	2	0	.340

On base pct. .422 • Slugging pct. .509

#29 Austin Ledbetter - 4 appearances (All games)

Date	Opponent	GS	IP	H	R	ER	BB	SO	2B	3B	HR	WP	BK	HBP	IBB	Score	W-L	Sv	ERA	NP
Feb 18	vs TCU		0.1	2	3	3	1	0	0	0	0	0	0	0	0	6-18	0-0	0	81.00	15
Feb 24	EASTERN ILLINOI		1.0	2	2	2	0	1	1	0	0	0	0	1	0	13-2	0-0	0	33.75	38
Mar 04	WRIGHT STATE		3.0	1	0	0	0	2	0	0	0	0	0	0	0	12-6	0-0	0	10.38	33
Mar 07	ARMY		2.1	3	1	1	0	1	0	0	0	0	0	0	0	7-5	0-0	0	8.10	28
Totals		0	6.2	8	6	6	1	4	1	0	0	0	0	1	0	38-31	0-0	0	8.10	-

#41 Will McEntire - 1 game (All games)

Date	Opponent	Pos	AB	R	H	RBI	2B	3B	HR	BB	SB	CS	HBP	SAC	SF	GDP	K	PO	A	E	Avg
Mar 04	WRIGHT STATE	*p	0	0	0	0	0	0	0	0	0	0	0	0	0	0	0	0	0	1	.000
Totals		1gs	0	0	0	0	0	0	0	0	0	0	0	0	0	0	0	0	0	1	.000

On base pct. .000 • Slugging pct. .000

#41 Will McEntire - 4 appearances (All games)

Date	Opponent	GS	IP	H	R	ER	BB	SO	2B	3B	HR	WP	BK	HBP	IBB	Score	W-L	Sv	ERA	NP
Feb 18	vs TCU	*	1.1	5	4	4	1	0	1	0	0	0	0	0	0	6-18	0-0	0	27.00	29
Feb 21	GRAMBLING		0.2	4	1	1	1	0	0	0	0	0	0	0	0	9-7	0-0	0	22.50	19
Feb 25	EASTERN ILLINOI	*	4.2	2	1	1	2	4	0	0	1	0	0	0	0	10-3	1-0	0	8.10	85
Mar 04	WRIGHT STATE	*	5.0	8	3	2	3	6	2	0	2	0	0	0	0	12-6	2-0	0	6.17	95
Totals		3	11.2	19	9	8	7	10	3	0	3	0	0	0	0	37-34	2-0	0	6.17	-

#15 Ben McLaughlin - 4 games (All games)

Date	Opponent	Pos	AB	R	H	RBI	2B	3B	HR	BB	SB	CS	HBP	SAC	SF	GDP	K	PO	A	E	Avg
Feb 19	vs Oklahoma State	1b	1	0	0	0	0	0	0	0	0	0	0	0	0	0	0	2	0	0	.000
Feb 21	GRAMBLING	ph	1	0	0	0	0	0	0	0	0	0	0	0	0	0	0	0	0	0	.000
Feb 24	EASTERN ILLINOI	*1b	3	0	0	0	0	0	0	0	0	0	0	0	0	1	0	4	0	0	.000
Feb 25	EASTERN ILLINOI	ph/1	1	0	1	2	0	0	0	1	0	0	0	0	0	0	0	1	0	0	.167
Totals		1gs	6	0	1	2	0	0	0	1	0	0	0	0	0	1	0	7	0	0	.167

On base pct. .286 • Slugging pct. .167

#32 Zack Morris - 2 games (All games)

Date	Opponent	Pos	AB	R	H	RBI	2B	3B	HR	BB	SB	CS	HBP	SAC	SF	GDP	K	PO	A	E	Avg
Feb 21	GRAMBLING	p	0	0	0	0	0	0	0	0	0	0	0	0	0	0	0	0	1	0	.000
Feb 26	EASTERN ILLINOI	p	0	0	0	0	0	0	0	0	0	0	0	0	0	0	0	0	1	0	.000
Totals		0gs	0	0	0	0	0	0	0	0	0	0	0	0	0	0	0	0	1	1	.000

On base pct. .000 • Slugging pct. .000



III INDIVIDUAL GAME-BY-GAME

#32 Zack Morris - 4 appearances (All games)

Date	Opponent	GS	IP	H	R	ER	BB	SO	2B	3B	HR	WP	BK	HBP	IBB	Score	W-L	Sv	ERA	NP
Feb 18	vs TCU		3.1	3	2	2	1	2	0	0	0	0	0	0	0	6-18	0-1	0	5.40	59
Feb 21	GRAMBLING		1.2	5	4	4	1	2	0	0	0	0	1	0	0	9-7	0-1	0	10.80	33
Feb 26	EASTERN ILLINOI		0.1	2	3	2	0	0	0	0	0	0	0	0	0	3-12	0-1	0	13.50	9
Mar 01	ILLINOIS STATE	*	1.0	5	2	2	1	1	2	0	0	0	0	0	0	10-9	0-1	0	14.21	34
Totals		1	6.1	15	11	10	3	5	2	0	0	0	1	0	0	28-46	0-1	0	14.21	-

#26 Mason Neville - 5 games (All games)

Date	Opponent	Pos	AB	R	H	RBI	2B	3B	HR	BB	SB	CS	HBP	SAC	SF	GDP	K	PO	A	E	Avg
Feb 18	vs TCU	of	0	0	0	0	0	0	0	0	0	0	0	0	0	0	0	0	0	0	.000
Feb 19	vs Oklahoma State	ph/of	1	0	1	0	0	0	0	1	0	0	0	0	0	0	0	1	0	0	1.000
Feb 26	EASTERN ILLINOI	*dh	3	1	0	0	0	0	0	0	0	0	0	0	0	0	1	0	0	0	.250
Mar 03	WRIGHT STATE	ph	1	0	0	0	0	0	0	0	0	0	0	0	0	0	1	0	0	0	.200
Mar 04	WRIGHT STATE	pr/of	0	0	0	0	0	0	0	0	0	0	0	0	0	0	0	0	0	0	.200
Totals		1gs	5	1	1	0	0	0	0	1	0	0	0	0	0	0	2	1	0	0	.200

On base pct. .333 • Slugging pct. .200

#16 Hudson Polk - 7 games (All games)

Date	Opponent	Pos	AB	R	H	RBI	2B	3B	HR	BB	SB	CS	HBP	SAC	SF	GDP	K	PO	A	E	Avg
Feb 17	vs Texas	*c	4	0	0	0	0	0	0	0	0	0	0	0	0	0	2	13	0	0	.000
Feb 18	vs TCU	*c	4	1	1	1	0	0	1	0	0	0	0	0	0	0	0	7	0	0	.125
Feb 21	GRAMBLING	c	0	0	0	0	0	0	0	0	0	0	0	0	0	0	0	2	0	0	.125
Feb 24	EASTERN ILLINOI	*c	2	2	0	0	0	0	0	1	0	0	1	0	0	0	0	10	0	0	.100
Feb 26	EASTERN ILLINOI	*c	2	0	0	0	0	0	0	1	0	0	0	0	0	0	0	7	0	0	.083
Mar 04	WRIGHT STATE	*c	3	1	0	1	0	0	0	1	0	0	1	0	0	0	0	8	1	0	.067
Mar 07	ARMY	*c	2	0	0	0	0	0	0	0	0	0	0	0	0	1	0	5	0	0	.059
Totals		6gs	17	4	1	2	0	0	1	3	0	0	2	0	0	1	2	52	1	0	.059

On base pct. .273 • Slugging pct. .235

#18 Reese Robinett - 4 games (All games)

Date	Opponent	Pos	AB	R	H	RBI	2B	3B	HR	BB	SB	CS	HBP	SAC	SF	GDP	K	PO	A	E	Avg
Feb 19	vs Oklahoma State	ph/d	1	1	1	0	0	0	0	0	0	0	0	0	0	0	0	0	0	0	1.000
Feb 25	EASTERN ILLINOI	pr/1b	0	0	0	0	0	0	0	0	0	0	0	0	0	0	0	0	0	0	1.000
Feb 26	EASTERN ILLINOI	*3b	4	0	0	0	0	0	0	0	0	0	0	0	0	0	1	1	3	0	.200
Mar 04	WRIGHT STATE	1b	0	0	0	0	0	0	0	0	0	0	0	0	0	0	0	1	0	0	.200
Totals		1gs	5	1	1	0	0	0	0	0	0	0	0	0	0	0	1	2	3	0	.200

On base pct. .200 • Slugging pct. .200

#44 Parker Rowland - 8 games (All games)

Date	Opponent	Pos	AB	R	H	RBI	2B	3B	HR	BB	SB	CS	HBP	SAC	SF	GDP	K	PO	A	E	Avg
Feb 19	vs Oklahoma State	*c	3	1	0	2	0	0	0	1	0	0	0	0	1	0	2	10	0	0	.000
Feb 21	GRAMBLING	*c	3	1	1	1	0	0	0	1	0	0	0	0	0	0	0	9	2	1	.167
Feb 25	EASTERN ILLINOI	*c	4	0	2	2	1	0	0	1	0	0	0	0	0	0	1	8	0	0	.300
Mar 01	ILLINOIS STATE	*c	5	1	2	1	1	0	0	0	0	0	0	0	0	0	2	10	0	0	.333
Mar 03	WRIGHT STATE	*c	4	0	0	1	0	0	0	0	0	0	0	0	0	0	0	10	1	0	.263
Mar 05	WRIGHT STATE	*c	4	1	1	1	0	0	1	0	0	0	0	0	0	0	1	5	2	0	.261
Mar 07	ARMY	c	1	0	0	0	0	0	0	0	0	0	0	0	0	0	0	1	0	0	.250
Mar 10	LOUISIANA TECH	*c	3	1	1	2	0	0	1	1	0	0	0	1	0	1	1	11	0	0	.259
Totals		7gs	27	5	7	10	2	0	2	4	0	0	0	1	1	1	7	64	5	1	.259

On base pct. .344 • Slugging pct. .556

#17 Brady Slavens - 13 games (All games)

Date	Opponent	Pos	AB	R	H	RBI	2B	3B	HR	BB	SB	CS	HBP	SAC	SF	GDP	K	PO	A	E	Avg
Feb 17	vs Texas	*1b	4	1	2	0	1	0	0	0	0	0	0	0	0	0	1	9	0	0	.500
Feb 18	vs TCU	*1b	5	1	1	0	1	0	0	0	0	0	0	0	0	0	2	4	1	0	.333
Feb 19	vs Oklahoma State	*1b	3	1	1	2	1	0	0	1	0	0	0	0	0	0	1	2	0	0	.333
Feb 21	GRAMBLING	*1b	4	0	1	1	1	0	0	0	0	0	0	0	0	0	2	9	0	0	.312
Feb 24	EASTERN ILLINOI	*3b	4	2	2	1	0	0	0	0	1	0	0	0	0	0	1	0	2	0	.350
Feb 25	EASTERN ILLINOI	*1b/3	4	1	2	2	0	0	0	1	0	0	0	0	0	0	1	9	0	0	.375
Feb 26	EASTERN ILLINOI	*1b	4	0	0	0	0	0	0	0	0	0	0	0	0	0	0	9	0	0	.321
Mar 01	ILLINOIS STATE	*1b	5	1	0	0	0	0	0	1	0	0	0	0	0	0	0	14	0	0	.273
Mar 03	WRIGHT STATE	*1b	3	3	2	4	0	0	1	1	0	0	0	0	0	0	0	7	2	0	.306
Mar 04	WRIGHT STATE	*1b	3	1	2	0	0	0	0	1	1	0	0	0	0	0	0	5	0	0	.333
Mar 05	WRIGHT STATE	*1b	4	0	2	0	1	0	0	0	0	0	0	0	0	1	0	7	0	0	.349
Mar 07	ARMY	*1b	3	1	0	0	0	0	0	0	0	0	1	0	0	1	0	11	0	0	.326
Mar 10	LOUISIANA TECH	*1b	4	2	1	0	0	0	0	1	0	0	0	0	0	0	1	6	1	0	.320
Totals		13gs	50	14	16	10	5	0	1	6	2	0	1	0	0	2	9	92	6	0	.320

On base pct. .404 • Slugging pct. .480

#33 Hagen Smith - 1 game (All games)

Date	Opponent	Pos	AB	R	H	RBI	2B	3B	HR	BB	SB	CS	HBP	SAC	SF	GDP	K	PO	A	E	Avg
Feb 17	vs Texas	*p	0	0	0	0	0	0	0	0	0	0	0	0	0	0	0	0	1	0	.000
Totals		1gs	0	0	0	0	0	0	0	0	0	0	0	0	0	0	0	0	1	0	.000

On base pct. .000 • Slugging pct. .000

#33 Hagen Smith - 4 appearances (All games)

Date	Opponent	GS	IP	H	R	ER	BB	SO	2B	3B	HR	WP	BK	HBP	IBB	Score	W-L	Sv	ERA	NP
Feb 17	vs Texas	*	5.0	1	0	0	2	8	0	0	0	0	0	0	0	3-2	0-0	0	0.00	68
Feb 24	EASTERN ILLINOI	*	4.2	3	0	0	3	6	1	0	0	0	0	0	0	13-2	1-0	0	0.00	97
Mar 03	WRIGHT STATE	*	4.2	3	1	1	5	7	0	0	1	1	0	0	0	12-2	2-0	0	0.63	105
Mar 10	LOUISIANA TECH	*	5.0	4	2	2	4	7	1	0	0	0	0	0	0	7-4	3-0	0	1.40	86
Totals		4	19.1	11	3	3	14	28	2	0	1	1	0	0	0	35-10	3-0	0	1.40	-

#10 Peyton Stovall - 12 games (All games)

Date	Opponent	Pos	AB	R	H	RBI	2B	3B	HR	BB	SB	CS	HBP	SAC	SF	GDP	K	PO	A	E	Avg
Feb 17	vs Texas	*2b	4	0	0	0	0	0	0	1	0	0	0	0	0	1	1	1	5	0	.000
Feb 18	vs TCU	*2b	4	1	1	0	0	0	0	1	0	0	0	0	0	0	0	6	1	0	.125
Feb 19	vs Oklahoma State	*2b	1	3	1	2	0	0	0	2	0	0	1	0	0	0	0	2	1	0	.222
Feb 21	GRAMBLING	*2b	3	1	2	1	0	0	0	0	2	0	1	0	1	0	0	1	1	0	.333
Feb 25	EASTERN ILLINOI	*2b	4	0	0	0	0	0	0	0	0	0	1	0	0	0	3	2	3	0	.250
Feb 26	EASTERN ILLINOI	*2b	4	0	0	0	0	0	0	0	0	0	0	0	0	0	1	1	1	0	.200
Mar 01	ILLINOIS STATE	*2b	6	2	3	1	1	0	1	0	0	0	0	0	0	0	0	1	1	0	.269
Mar 03	WRIGHT STATE	*2b	4	2	3	4	1	0	1	0	0	0	0	0	0	0	0	0	3	0	.333
Mar 04	WRIGHT STATE	*2b	4	3	2	2	0	0	1	1	0	0	0	0	0	0	0	2	1	0	.353
Mar 05	WRIGHT STATE	*2b	5	1	2	0	0	0	0	0	0	0	0	0	0	0	1	3	2	0	.359
Mar 07	ARMY	*2b	4	1	1	0	0	0	0	0	0	0	0	0	0	0	1	2	1	0	.349
Mar 10	LOUISIANA TECH	*2b	4	0	1	1	0	0	0	0	0	0	0	0	1	0	1	3	2	0	.340
Totals		12gs	47	14	16	11	2	0	3	5	2	0	3	0	2	1	8	24	22	0	.340

On base pct. .421 • Slugging pct. .574

#25 Brady Tygart - 1 game (All games)

Date	Opponent	Pos	AB	R	H	RBI	2B	3B	HR	BB	SB	CS	HBP	SAC	SF	GDP	K	PO	A	E	Avg
Feb 21	GRAMBLING	p	0	0	0	0	0	0	0	0	0	0	0	0	0	0	0	0	0	1	.000
Totals		0gs	0	0	0	0	0	0	0	0	0	0	0	0	0	0	0	0	0	1	.000

On base pct. .000 • Slugging pct. .000



||| INDIVIDUAL GAME-BY-GAME

#25 Brady Tygart - 4 appearances (All games)

Date	Opponent	GS	IP	H	R	ER	BB	SO	2B	3B	HR	WP	BK	HBP	IBB	Score	W-L	Sv	ERA	NP
Feb 17	vs Texas		1.2	0	0	0	0	3	0	0	0	0	0	0	0	3-2	0-0	1	0.00	20
Feb 21	GRAMBLING		2.0	2	0	0	0	4	0	0	0	0	0	0	0	9-7	1-0	1	0.00	28
Feb 25	EASTERN ILLINOI		1.0	2	1	1	0	1	0	0	0	0	0	0	0	10-3	1-0	1	1.93	19
Mar 01	ILLINOIS STATE		1.2	2	4	3	1	2	0	0	2	0	0	1	0	10-9	1-0	1	5.68	34
Totals		0	6.1	6	5	4	1	10	0	0	2	0	0	1	0	32-21	1-0	1	5.68	-

#11 Jared Wegner - 13 games (All games)

Date	Opponent	Pos	AB	R	H	RBI	2B	3B	HR	BB	SB	CS	HBP	SAC	SF	GDP	K	PO	A	E	Avg
Feb 17	vs Texas	*of	3	1	1	0	0	0	0	1	0	0	0	0	0	0	1	0	0	0	.333
Feb 18	vs TCU	*of	4	1	3	3	1	0	1	0	0	0	0	0	0	0	0	1	0	0	.571
Feb 19	vs Oklahoma State	*of	4	2	2	5	0	1	1	1	0	0	1	0	0	0	1	1	0	0	.545
Feb 21	GRAMBLING	*of	3	1	1	2	0	0	0	1	0	0	0	0	1	0	1	0	0	0	.500
Feb 24	EASTERN ILLINOI	*of	4	1	1	2	0	0	0	0	0	0	0	0	0	0	2	2	0	0	.444
Feb 25	EASTERN ILLINOI	*of	3	3	2	0	1	0	0	2	1	0	0	0	0	0	0	1	0	0	.476
Feb 26	EASTERN ILLINOI	*of	4	0	0	0	0	0	0	0	0	0	0	0	0	0	1	1	0	0	.400
Mar 01	ILLINOIS STATE	*of	5	1	3	3	0	0	1	1	1	0	0	0	0	0	0	1	0	0	.433
Mar 03	WRIGHT STATE	*of	3	3	1	1	0	0	1	2	1	0	0	0	0	0	1	1	0	0	.424
Mar 04	WRIGHT STATE	*of	3	3	2	2	0	0	1	2	0	0	0	0	0	0	0	3	0	0	.444
Mar 05	WRIGHT STATE	*of	5	1	1	1	0	0	0	0	0	0	0	0	0	0	1	5	0	0	.415
Mar 07	ARMY	*of	4	1	2	3	0	0	1	0	0	0	0	0	0	0	0	1	0	0	.422
Mar 10	LOUISIANA TECH	*of	5	1	1	0	0	0	0	0	0	0	0	0	0	0	1	1	0	0	.400
Totals		13gs	50	19	20	22	2	1	6	10	3	0	1	0	1	0	9	18	0	0	.400

On base pct. .500 • Slugging pct. .840

#45 Gage Wood - 4 appearances (All games)

Date	Opponent	GS	IP	H	R	ER	BB	SO	2B	3B	HR	WP	BK	HBP	IBB	Score	W-L	Sv	ERA	NP
Feb 18	vs TCU		0.0	1	0	0	2	0	0	0	0	0	0	0	0	6-18	0-0	0	0.00	10
Feb 19	vs Oklahoma State		1.0	0	0	0	0	3	0	0	0	0	0	0	0	18-1	0-0	0	0.00	14
Feb 24	EASTERN ILLINOI		1.0	0	0	0	0	2	0	0	0	0	0	1	0	13-2	0-0	0	0.00	15
Feb 26	EASTERN ILLINOI		0.0	0	2	2	2	0	0	0	0	2	0	0	0	3-12	0-0	0	9.00	10
Totals		0	2.0	1	2	2	4	5	0	0	0	2	0	1	0	40-33	0-0	0	9.00	-



FEB.	Opponent	Score	Winning Pitcher	Losing Pitcher	Save	Attendance	Time
17	vs. Texas ^	W, 3-2	Adcock (1-0)	Johnson (0-1)	Tygart (1)	15,721	3:14
18	vs. #15 TCU ^	L, 18-6	Klecker (1-0)	Morris (0-1)		20,295	4:00
19	vs. #9 Oklahoma State ^	W, 18-1 (7)	Hollan (1-0)	Root (0-1)		16,100	2:31
21	Grambling	W, 9-7	Tygart (1-0)	Martinez (0-1)		9,247	3:02
24	Eastern Illinois	W, 13-2 (7)	Smith (1-0)	Malatestinic (0-1)		8,956	2:49
25	Eastern Illinois	W, 10-3	McEntire (1-0)	Conklin (1-1)		9,888	2:56
26	Eastern Illinois	L, 12-3	Matthews-Hampton (1-0)	Adcock (1-1)		9,097	2:53

MARCH

1	Illinois State	W, 10-9 (11)	Carter (1-0)	Dale (1-1)		8,727	3:34
3	Wright State	W, 12-2 (8)	Smith (2-0)	Shirk (1-2)		8,851	2:47
4	Wright State	W, 12-6	McEntire (2-0)	Gongora (1-2)		10,530	3:13
5	Wright State	W, 6-2	Hollan (2-0)	Stofel (0-2)	Adcock (1)	9,703	2:50
7	Army	W, 7-5	Carter (2-0)	Trippi (0-1)		8,945	2:36
10	Louisiana Tech	W, 7-4	Smith (3-0)	Fincher (2-2)	Carter (1)	9,273	2:52
11	Louisiana Tech						
12	Louisiana Tech						
14	UNLV						
15	UNLV						
17	Auburn *						
18	Auburn *						
19	Auburn *						
21	SEMO						
24	at LSU *						
25	at LSU *						
26	at LSU *						
28	Omaha						
31	Alabama *						

APRIL

1	Alabama *						
2	Alabama *						
4	Arkansas State						
6	at Ole Miss *						
7	at Ole Miss *						
8	at Ole Miss *						
11	Little Rock						
12	Little Rock						
14	Tennessee *						
15	Tennessee *						
16	Tennessee *						
18	UCA						
20	at Georgia *						
21	at Georgia *						
22	at Georgia *						
25	Missouri State						
27	Texas A&M *						
28	Texas A&M *						
29	Texas A&M *						

MAY

2	vs. Lipscomb @						
5	at Mississippi State *						
6	at Mississippi State *						
7	at Mississippi State *						
12	South Carolina *						
13	South Carolina *						
14	South Carolina *						
18	at Vanderbilt *						
19	at Vanderbilt *						
20	at Vanderbilt *						

* SEC opponent

^ Higginbotham College Baseball Showdown (Globe Life Field in Arlington, Texas)

@ Game played at Dickey-Stephens Stadium in North Little Rock, Ark.