



# ARKANSAS BASEBALL

ArkansasRazorbacks.com ||| @RazorbackBSB ||| Contact: Oliver Grigg (ogrigg@uark.edu)

## 2023 SCHEDULE & RESULTS

### FEBRUARY

|    |                         |             |             |
|----|-------------------------|-------------|-------------|
| 17 | vs. Texas ^             | FloBaseball | W, 3-2      |
| 18 | vs. #15 TCU ^           | FloBaseball | L, 18-6     |
| 19 | vs. #9 Oklahoma State ^ | FloBaseball | W, 18-1 (7) |
| 21 | GRAMBLING               | SECN+       | W, 9-7      |
| 24 | EASTERN ILLINOIS        | SECN+       | W, 13-2 (7) |
| 25 | EASTERN ILLINOIS        | SECN+       | W, 10-3     |
| 26 | EASTERN ILLINOIS        | SECN+       | L, 12-3     |

### MARCH

|    |                |       |              |
|----|----------------|-------|--------------|
| 1  | ILLINOIS STATE | SECN+ | W, 10-9 (11) |
| 3  | WRIGHT STATE   | SECN+ | W, 12-2 (8)  |
| 4  | WRIGHT STATE   | SECN+ | W, 12-6      |
| 5  | WRIGHT STATE   | SECN+ | W, 6-2       |
| 7  | ARMY           | SECN+ | W, 7-5       |
| 10 | LOUISIANA TECH |       | W, 7-4       |
| 11 | LOUISIANA TECH | SECN+ | W, 6-1       |
| 12 | LOUISIANA TECH | SECN+ | 1 P.M.       |
| 14 | UNLV           | SECN+ | 6 P.M.       |
| 15 | UNLV           | SECN+ | 3 P.M.       |
| 17 | AUBURN *       | SECN+ | 6:30 P.M.    |
| 18 | AUBURN *       | SECN+ | 2 P.M.       |
| 19 | AUBURN *       | SECN+ | 2 P.M.       |
| 21 | SEMO           | SECN+ | 3 P.M.       |
| 24 | LSU *          | ESPN2 | 7 p.m.       |
| 25 | LSU *          | SECN  | 1 p.m.       |
| 26 | LSU *          | ESPN2 | Noon         |
| 28 | OMAHA          | SECN+ | 6 P.M.       |
| 31 | ALABAMA *      | SECN+ | 6:30 P.M.    |

### APRIL

|    |                |             |           |
|----|----------------|-------------|-----------|
| 1  | ALABAMA *      | SECN+       | 2 P.M.    |
| 2  | ALABAMA *      | SECN        | 2 P.M.    |
| 4  | ARKANSAS STATE | SECN+       | 6 P.M.    |
| 6  | Ole Miss *     | SECN+       | 6:30 p.m. |
| 7  | Ole Miss *     | SECN+       | 6:30 p.m. |
| 8  | Ole Miss *     | SECN        | 2 p.m.    |
| 11 | LITTLE ROCK    | SECN+       | 6:30 P.M. |
| 12 | LITTLE ROCK    | SECN+       | 4 P.M.    |
| 14 | TENNESSEE *    | SECN        | 7 P.M.    |
| 15 | TENNESSEE *    | SECN+       | 6 P.M.    |
| 16 | TENNESSEE *    | SECN+       | 2 P.M.    |
| 18 | UCA            | SECN+       | 6 P.M.    |
| 20 | Georgia *      | SECN        | 6 p.m.    |
| 21 | Georgia *      | SECN+       | 5 p.m.    |
| 22 | Georgia *      | SECN+       | 1 p.m.    |
| 25 | Missouri State | ESPN+/ESPN3 | 6:30 p.m. |
| 27 | TEXAS A&M *    | ESPNU       | 7 P.M.    |
| 28 | TEXAS A&M *    | SECN+       | 6 P.M.    |
| 29 | TEXAS A&M *    | SECN        | 11 A.M.   |

### MAY

|    |                     |       |           |
|----|---------------------|-------|-----------|
| 2  | vs. Lipscomb @      |       | 6 p.m.    |
| 5  | Mississippi State * | SECN+ | 6 p.m.    |
| 6  | Mississippi State * | ESPNU | 6:30 p.m. |
| 7  | Mississippi State * | SECN+ | 1 p.m.    |
| 12 | SOUTH CAROLINA *    | SECN+ | 6:30 P.M. |
| 13 | SOUTH CAROLINA *    | SECN+ | 6 P.M.    |
| 14 | SOUTH CAROLINA *    | SECN+ | 2 P.M.    |
| 18 | Vanderbilt *        | SECN+ | 6 p.m.    |
| 19 | Vanderbilt *        | SECN+ | 6 p.m.    |
| 20 | Vanderbilt *        | SECN+ | 2 p.m.    |

All times Central; Home game in **BOLD**; \* - SEC opponent

^ - Higginbotham College Baseball Showdown (Globe Life Field in Arlington, Texas)

@ - Game played at Dickey-Stephens Park in North Little Rock, Ark.

## GAME 15 ||| LOUISIANA TECH vs. #8 ARKANSAS ||| MARCH 12

FAYETTEVILLE, ARK. ||| BAUM-WALKER STADIUM ||| SEC NETWORK+



8-6  
0-0 C-USA



12-2  
0-0 SEC

### LOUISIANA TECH BULLDOGS

In the Polls.....NR (BA) | NR (CB) | NR (D1Baseball)  
.....NR (NCBWA) | NR (PG) | NR (USA Today)  
Head Coach.....Lane Burroughs  
Career Record.....326-230 (11th season)  
Record at Louisiana Tech.....213-117 (7th season)

### ARKANSAS RAZORBACKS

In the Polls.....9 (BA) | 8 (CB) | 8 (D1Baseball)  
.....7 (NCBWA) | 3 (PG) | 8 (USA Today)  
Head Coach.....Dave Van Horn  
Career Record.....1,393-665 (35th season)  
Record at Arkansas.....808-425 (21st season)

## ON THE BUMP

Louisiana Tech RHP Reed Smith (0-1, 6.75 ERA)

vs.

Arkansas LHP Hunter Hollan (2-0, 2.30 ERA)

## LEADING OFF

### HOGS GO FOR SWEEP OF 'DOGS

- The Razorbacks go for their second series sweep of the season on Sunday.
- First pitch in the series finale between #8 Arkansas and Louisiana Tech is set for 1 p.m. Saturday, March 12, on SEC Network with Brett Dolan (play-by-play) and Troy Eklund (analyst) on the call.

### HARD TO BEAT AT BAUM-WALKER

- With yesterday's series-clinching win, the Hogs secured their 26th consecutive non-conference home weekend series win.
- Arkansas has not lost a non-conference home weekend series in the regular season since dropping two of three to South Alabama in 2014.

### HOMESTAND HEROES

- Sunday's contest is the 12th game of the Hogs' 18-game homestand.
- Arkansas is 10-1 through the first 11 games of the homestand, including three consecutive non-conference home weekend series wins.

### SERIES HISTORY

- Arkansas leads the all-time series with Louisiana Tech, 29-7, including a 21-6 overall mark under head coach Dave Van Horn and a 15-2 overall record in games played in Fayetteville, Ark.

### STAY TOUGH

- Louisiana Tech is Arkansas' fifth opponent this season that advanced to the postseason last year.
- The Bulldogs, who have made NCAA Tournament appearances in each of the past two seasons, are one of an SEC-most 15 2022 NCAA Tournament teams on the Razorbacks' schedule.
- Arkansas is 8-1 against 2022 NCAA Tournament teams this season.

### JACE JACKS

- Through 14 games, Jace Bohrofen is slashing a team-leading .442/.576/.884 with five homers and 13 RBI.
- The Razorback outfielder has swatted a home run in four consecutive games: vs. Wright State (March 5), vs. Army (March 7), vs. Louisiana Tech (March 10) and vs. Louisiana Tech (March 11).

### SUSTAINED SUCCESS

- Arkansas comes into the 2023 campaign on the heels of its 11th trip to the College World Series and its third in the last four postseasons.
- The Razorbacks went 46-21 in 2022, cementing themselves as the only team in the country with at least 45 wins in each of the last five full seasons.
- Under head coach Dave Van Horn, Arkansas has seven 45-win seasons.



Sophomore infielder **Peyton Stovall** became the first player with five hits in a College World Series game since UNC's Dustin Ackley did so in 2009.

## NEW GUYS BY THE NUMBERS

- The Razorbacks' 39-man roster features 26 newcomers, including 15 new position players and 11 new pitchers.
- Offensively, Arkansas must replace 73.6 percent of its home run production and 72.9 percent of its RBI production from 2022.
- Returning position players INF Brady Slavens (16 HR, 58 RBI), INF Peyton Stovall (6 HR, 31 RBI), OF Jace Bohrofen (3 HR, 17 RBI) and INF/OF Kendall Diggs (3 HR, 14 RBI) combined for 28 of the Hogs' 106 total home runs (26.4 percent) and 120 of the Razorbacks' 443 total runs batted in (27.1 percent) one year ago.
- On the mound, Arkansas must replace ace RHP Connor Noland, who was selected by the Chicago Cubs in the ninth round of the 2022 MLB Draft. The right-hander went 8-6 with a 3.65 ERA with 113 strikeouts in 116.0 innings last season for the Razorbacks.
- The Hogs, however, bring back a pair of Freshman All-Americans in LHP Hagen Smith and RHP Brady Tygart as well as a pair of veterans in RHP Will McEntire and LHP Zack Morris.

## JACE THE ACE

- OF Jace Bohrofen is one of the Hogs' three team captains in 2023.
- The Oklahoma City, Okla., native battled injuries and played in just 32 games with 24 starts (18 in left, five in right, one as designated hitter) last season, slashing .228/.333/.435 with three homers and 17 runs batted in on the year.
- Bohrofen racked up 21 hits, including eight doubles and one triple, during the season. Despite his injury-plagued year, he totaled five multiple hit games, including one three-hit game, and recorded five multi-RBI games, including one five-RBI performance.
- Bohrofen came to Arkansas from Oklahoma, where he spent his true freshman season in 2021. That season, he played in 35 games with 29 starts and slashed .252/.347/.408 with two home runs, 18 RBI and a team-leading three triples.
- Bohrofen, a highly regarded prospect in high school, was ranked by Perfect Game as the No. 33 overall prospect and the No. 10 outfielder in the class of 2020. He was the No. 3 overall prospect and the No. 1 outfielder in the state of Oklahoma by Perfect Game.
- His high school accolades include All-America honors from Under Armour and ABCA Rawlings in 2018 and 2019, when he was named the Perfect Game Player of the Year in Oklahoma.

## THE STOVE IS HOT

- INF Peyton Stovall, one of the Hogs' three team captains, is primed for a breakout year after his stellar freshman campaign in 2022.
- Stovall slashed .295/.373/.425 with six homers and 31 runs batted in on the year, racking up 59 hits with eight doubles.
- The Haughton, La., native recorded 18 multi-hit games, including five three-hit games and one five-hit effort, finishing the season ranked fourth on the Razorbacks in batting average (.295).
- Stovall had 10 multiple RBI games, including two three-RBI performances and one four-RBI effort.
- In last season's NCAA Tournament, Stovall slashed a team-leading .429/.451/.571 with two homers and 13 RBI over 11 games. He was tied for the team lead in hits (21) during the postseason and was named to the NCAA Stillwater Regional All-Tournament Team.
- He was at his best when the lights were brightest, recording a season-high five hits, including a double, against Auburn in the College World Series. Stovall became the first player with five hits in a College World Series game since UNC's Dustin Ackley in 2009.
- Stovall enters the 2023 campaign as both a preseason All-American and a preseason All-SEC honoree

## BRADY BOMB

- INF Brady Slavens' decision to return for his senior season gives the Arkansas offense another powerful weapon in the heart of its order.
- Entering the 2023 season, Slavens ranks first among all active SEC hitters in career RBI (144) and second in home runs (31).
- In 2022, the Olathe, Kan., native played in 63 games with 62 starts (37 as designated hitter, 13 in right, 12 at first) and slashed .255/.332/.523 with a team-leading 16 homers and 58 runs batted in.
- Slavens, who finished the year tied for the team lead in home runs (16), had three games with multiple homers.
- He tallied 61 hits, including 10 doubles and a team-best three triples, and totaled 125 bases, third most among Razorback hitters.
- Slavens, who began his collegiate career at Wichita State (2019) was a prolific power-hitter long before he joined the Hogs. He spent the 2020 campaign at Johnson County CC, slashing .507/.543/1.240 with 14 home runs and 47 RBI before the season was cut short due to the COVID-19 pandemic.
- Slavens was named the 2020 JUCO Baseball Blog National Player of the Year after leading the NJCAA in both home runs and RBI.



Senior infielder **Brady Slavens** ranks first among all active SEC hitters in career RBI (144) and second in home runs (31).



Sophomore pitcher **Hagen Smith**, who was named a Freshman All-American last year, is expected to step up as the Razorbacks' ace during the 2023 season.

### H. SMITH

- LHP Hagen Smith will be called upon to step up as the Arkansas ace.
- The Bullard, Texas, native emerged as the Razorbacks' No. 2 starter as a true freshman last season, going 7-2 with a 4.66 ERA and two saves in 77.1 innings over 20 appearances (15 starts) on the mound.
- The left-hander struck out 90 batters on the year, helping Arkansas set a new school record with 674 strikeouts in 2022.
- Smith, who limited opposing hitters to a .232 batting average, had six quality starts, second most among all Razorback starters.
- Down the stretch, Smith pitched out of the Razorback bullpen and was even more dominant. He went 1-0 with a 3.38 ERA and two saves in 10.2 innings of work in the NCAA Tournament, striking out 16 and limiting opposing hitters to a .184 batting average.
- At the year's end, Smith was named a Freshman All-American by both Collegiate Baseball Newspaper and Perfect Game. He also landed on the Freshman All-SEC Team.
- Smith arrived at Arkansas in 2022 as a heralded freshman hurler. The left-hander posted jaw-dropping numbers as a senior at Bullard High School in Bullard, Texas, going 11-0 with a 0.19 ERA and 168 strikeouts in 73.0 innings during his senior year.
- Smith, who walked 26 while allowing only seven hits and two runs all season, tied a Texas high school record with seven no-hitters.

### WILL THE THRILL

- RHP Will McEntire began the 2022 season as an afterthought, but emerged as an important piece of the pitching staff late in the year.
- The Bryant, Ark., native will begin the 2023 campaign as the Razorbacks' No. 2 starter.
- The right-hander made 12 appearances, including eight starts, on the mound in 2022, posting a 2-2 record with a 2.59 ERA and one save in 48.2 innings. He limited opposing hitters to a .198 batting average.
- McEntire struck out 49 batters, helping the Razorback pitching staff set a new school record with 674 strikeouts in 2022.
- In SEC play, McEntire made three appearances (one start) and posted a 3.48 ERA in 10.1 innings with 11 strikeouts.
- He turned in two quality starts on the year, delivering his most dominant outing of the season in the College World Series.
- McEntire worked a season-long seven innings with a season-high nine strikeouts, allowing one run on three hits vs. No. 25 Auburn.

### TOUGHEN UP

- On paper, Arkansas touts the SEC's toughest regular-season slate.
- The Hogs' regular-season schedule features 15 teams that participated in the 2022 NCAA Baseball Tournament.
- The next-closest SEC teams are Missouri and Vanderbilt, who will each play 11 opponents that advanced to the postseason in 2022.

| Rank | Team              | Opponents |
|------|-------------------|-----------|
| 1.   | Arkansas          | 15        |
| 2.   | Missouri          | 11        |
|      | Vanderbilt        | 11        |
| 4.   | Alabama           | 10        |
|      | Florida           | 10        |
|      | Georgia           | 10        |
|      | Mississippi State | 10        |
|      | Ole Miss          | 10        |
|      | Texas A&M         | 10        |
| 10.  | LSU               | 9         |
|      | Tennessee         | 9         |
| 12.  | Auburn            | 8         |
|      | Kentucky          | 8         |
|      | South Carolina    | 8         |

### J.B. & JOHNELLE HUNT FAMILY BASEBALL DEVELOPMENT CENTER

- The J.B. & Johnelle Hunt Family Baseball Development Center is a 49,000-square foot baseball performance facility, providing student-athletes with an expanded locker room, team meeting room, strength & conditioning center, training room, nutrition center, pitching development center and an in-venue batting tunnel.
- The one-of-a-kind facility sits in the right-field corner of Baum-Walker Stadium, connecting with the west concourse and providing new premium seating areas for games. It also includes a tunnel to connect the facility to the first-base dugout.
- The Norm DeBriyn Champions Lobby features historical displays and interactive content showcasing the history of Razorback baseball.
- The \$27 million facility was funded entirely by athletic revenues, gifts and bond proceeds from a bond issue. No university funds, state funds or student fees were required to complete the project.
- The facility was approved for construction in June 2019 by the University of Arkansas Board of Trustees.



The \$27 million, 49,000-square foot **J.B. & Johnelle Hunt Family Baseball Development Center** is the only one of its kind in all of college baseball.



## SERIES HISTORY

### INSIDE THE SERIES: LOUISIANA TECH

Overall Series Record: 29-7  
Record in Fayetteville, Ark.: 15-2  
Record in Ruston, La.: 9-4  
Record at Neutral Sites: 5-1

### IN THE DVH ERA (2003-PRESENT): LOUISIANA TECH

Overall Series Record: 21-6  
Record in Fayetteville, Ark.: 10-2  
Record in Ruston, La.: 7-4  
Record at Neutral Sites: 4-0

Previous 10 meetings

| DATE    | SITE               | W/L | SCORE    |
|---------|--------------------|-----|----------|
| 2/28/17 | Ruston, La.        | L   | 4-3      |
| 3/1/17  | Ruston, La.        | W   | 13-10    |
| 3/8/19  | Fayetteville, Ark. | W   | 4-2      |
| 3/9/19  | Fayetteville, Ark. | L   | 12-7     |
| 3/10/19 | Fayetteville, Ark. | W   | 11-0     |
| 3/12/21 | Ruston, La.        | W   | 9-7 (10) |
| 3/13/21 | Ruston, La.        | W   | 8-1      |
| 3/14/21 | Ruston, La.        | L   | 2-0      |
| 3/10/23 | Fayetteville, Ark. | W   | 7-4      |
| 3/11/23 | Fayetteville, Ark. | W   | 6-1      |

## BOX SCORE FROM PREVIOUS MEETING



### 2023 Arkansas Baseball Louisiana Tech at #8 Arkansas Mar 11, 2023 at Fayetteville, Ark. (Baum-Walker Stadium)



#### Louisiana Tech 1 (8-6)

| Player                | ab | r | h | rbi | bb | so | po | a  | lob | avg  |
|-----------------------|----|---|---|-----|----|----|----|----|-----|------|
| DROST, Brody cf       | 3  | 0 | 0 | 0   | 1  | 2  | 2  | 0  | 0   | .213 |
| BATES, Ethan 3b       | 4  | 0 | 0 | 0   | 0  | 2  | 4  | 0  |     | .256 |
| DAVIS, Dalton 2b      | 4  | 0 | 0 | 0   | 0  | 1  | 3  | 0  |     | .296 |
| MATULIA, Philip rf    | 4  | 0 | 0 | 0   | 0  | 2  | 1  | 0  | 1   | .260 |
| BURCHFIELD, Walker dh | 3  | 0 | 1 | 0   | 0  | 0  | 0  | 0  |     | .344 |
| MYERS, Adarius lf     | 3  | 1 | 1 | 0   | 0  | 0  | 2  | 0  | 0   | .341 |
| CORONA, Jorge c       | 3  | 0 | 0 | 0   | 0  | 0  | 5  | 1  | 1   | .245 |
| EVANS, Karson 1b      | 3  | 0 | 1 | 1   | 0  | 1  | 6  | 2  | 0   | .429 |
| MCLEOD, Logan ss      | 2  | 0 | 0 | 0   | 0  | 0  | 3  | 0  | 1   | .237 |
| WILLIAMS, Justin ph   | 1  | 0 | 0 | 0   | 0  | 1  | 0  | 0  | 0   | .000 |
| INCE, Jeffrey ss      | 0  | 0 | 0 | 0   | 0  | 0  | 1  | 0  | 0   | .182 |
| HECTOR, Rawley p      | 0  | 0 | 0 | 0   | 0  | 0  | 1  | 0  | 0   | -    |
| HARLAND, Ryan p       | 0  | 0 | 0 | 0   | 0  | 0  | 0  | 0  | 0   | -    |
| CRABB, Isaac p        | 0  | 0 | 0 | 0   | 0  | 0  | 0  | 0  | 0   | -    |
| MARTINEZ, Greg p      | 0  | 0 | 0 | 0   | 0  | 0  | 0  | 0  | 0   | -    |
| Totals                | 30 | 1 | 3 | 1   | 1  | 6  | 24 | 10 | 3   |      |

#### Arkansas 6 (12-2)

| Player                | ab | r | h | rbi | bb | so | po | a | lob | avg  |
|-----------------------|----|---|---|-----|----|----|----|---|-----|------|
| Tavian Josenberger cf | 4  | 0 | 1 | 0   | 0  | 1  | 6  | 0 | 0   | .333 |
| Peyton Stovall 2b     | 4  | 1 | 3 | 1   | 0  | 0  | 3  | 1 | 0   | .373 |
| Jared Wegner lf       | 4  | 1 | 1 | 1   | 0  | 1  | 3  | 0 | 0   | .389 |
| Brady Slavens 1b      | 4  | 0 | 1 | 1   | 0  | 0  | 4  | 0 | 1   | .315 |
| Jace Bohrofen rf      | 4  | 1 | 1 | 1   | 0  | 1  | 3  | 0 | 1   | .442 |
| Kendall Diggs dh      | 3  | 1 | 1 | 1   | 1  | 1  | 0  | 0 | 0   | .308 |
| Peyton Holt 3b        | 4  | 1 | 1 | 1   | 0  | 1  | 1  | 2 | 2   | .364 |
| Hudson Polk c         | 2  | 0 | 0 | 0   | 1  | 0  | 6  | 0 | 0   | .053 |
| John Bolton ss        | 2  | 1 | 0 | 0   | 1  | 0  | 1  | 0 | 0   | .233 |
| Will McEntire p       | 0  | 0 | 0 | 0   | 0  | 0  | 0  | 0 | 0   | -    |
| Totals                | 31 | 6 | 9 | 6   | 3  | 5  | 27 | 3 | 4   |      |

| Score by Innings | 1 | 2 | 3 | 4 | 5 | 6 | 7 | 8 | 9 | R | H | E |
|------------------|---|---|---|---|---|---|---|---|---|---|---|---|
| Louisiana Tech   | 0 | 0 | 0 | 0 | 1 | 0 | 0 | 0 | 0 | 1 | 3 | 1 |
| Arkansas         | 1 | 2 | 0 | 1 | 1 | 0 | 0 | 1 | 0 | 6 | 9 | 1 |

E - CORONA, Jorg(1); Holt(1). DP - LA Tech 1. LOB - LA Tech 3; Arkansas 4. 2B - Stovall(3); Slavens(6). 3B - Stovall(1). HR - Bohrofen(5); Diggs(5); Holt(1). CS - Polk(1).

| Louisiana Tech | ip  | h | r | er | bb | so | ab | bf | np | era   |
|----------------|-----|---|---|----|----|----|----|----|----|-------|
| HECTOR, Rawley | 4.2 | 7 | 5 | 5  | 1  | 3  | 20 | 21 | 82 | 5.68  |
| HARLAND, Ryan  | 1.1 | 0 | 0 | 0  | 0  | 1  | 4  | 4  | 14 | 6.00  |
| CRABB, Isaac   | 1.0 | 0 | 0 | 0  | 1  | 0  | 2  | 3  | 12 | 0.00  |
| MARTINEZ, Greg | 1.0 | 2 | 1 | 1  | 1  | 1  | 5  | 6  | 23 | 18.00 |
| Arkansas       | ip  | h | r | er | bb | so | ab | bf | np | era   |
| Will McEntire  | 9.0 | 3 | 1 | 0  | 1  | 6  | 30 | 31 | 97 | 3.48  |

Win - McEntire (3-0). Loss - HECTOR, Rawl (1-2). Save - None.

WP - HECTOR, Rawl(2); MARTINEZ, Gr(2). Inherited runners/scored: HARLAND, Rya 1/0. Pitches/strikes: HECTOR, Rawl 82/55; HARLAND, Rya 14/9; CRABB, Isaac 12/7; MARTINEZ, Gr 23/14; McEntire 97/67.

Umpires - HP: Brandon Misun 1B: Brandon Bennett 2B: Keith Sanders 3B: Rick Allen

Start: 2:02 pm Time: 2:07 Attendance: 10086

Weather: Low 50s with 15 mph NW wind

## HONORED HOGS

**Hagen Smith**

Perfect Game Preseason All-America (Third Team, SP)

**Peyton Stovall**

Baseball America Preseason All-America (Second Team, 2B)

Preseason Coaches All-SEC Team (First Team, 2B)

**Brady Tygart**

D1Baseball Preseason All-American (Second Team, RP)

Preseason Coaches All-SEC Team (First Team, RP)

NCBWA Stopper of the Year Preseason Watch List

**Jared Wegner**

NCBWA Preseason All-American (Second Team, OF)

SEC Player of the Week (Feb. 20)



Outfielder **Jared Wegner**, a graduate transfer from Creighton, entered 2023 as a preseason All-American after slashing .343/.459/.635 with a team-leading 11 home runs, 53 RBI and 11 stolen bases for the Bluejays last season. He began his Razorback career with a big weekend in the College Baseball Showdown to earn SEC player of the week praise.

## WEEK 4

## SOUTHEASTERN CONFERENCE

AS OF MARCH 11

### EASTERN DIVISION

|                | SEC | Pct. | GB | All  | Pct. | Home | Away | Neutral | Div. | Top 25 | Top 10 | L10 | Streak |
|----------------|-----|------|----|------|------|------|------|---------|------|--------|--------|-----|--------|
| South Carolina | 0-0 | -    | -  | 16-1 | .941 | 14-0 | 1-1  | 1-0     | 0-0  | 0-0    | 0-0    | 9-1 | W7     |
| Kentucky       | 0-0 | -    | -  | 13-2 | .867 | 9-1  | 4-1  | 0-0     | 0-0  | 0-0    | 0-0    | 9-1 | W9     |
| Florida        | 0-0 | -    | -  | 14-3 | .824 | 12-3 | 2-0  | 0-0     | 0-0  | 2-1    | 2-1    | 8-2 | W5     |
| Tennessee      | 0-0 | -    | -  | 14-3 | .824 | 13-1 | 0-1  | 1-1     | 0-0  | 0-0    | 0-0    | 9-1 | W3     |
| Missouri       | 0-0 | -    | -  | 11-3 | .786 | 6-1  | 3-1  | 2-1     | 0-0  | 2-1    | 0-1    | 9-1 | L1     |
| Georgia        | 0-0 | -    | -  | 12-4 | .750 | 9-3  | 2-0  | 1-1     | 0-0  | 2-1    | 0-0    | 7-3 | L1     |
| Vanderbilt     | 0-0 | -    | -  | 12-4 | .750 | 8-2  | 1-0  | 3-2     | 0-0  | 5-2    | 3-1    | 8-2 | W6     |

### WESTERN DIVISION

|                   | SEC        | Pct.     | GB       | All         | Pct.        | Home        | Away       | Neutral    | Div.       | Top 25     | Top 10     | L10        | Streak    |
|-------------------|------------|----------|----------|-------------|-------------|-------------|------------|------------|------------|------------|------------|------------|-----------|
| LSU               | 0-0        | -        | -        | 14-1        | .933        | 11-0        | 1-0        | 2-1        | 0-0        | 0-0        | 0-0        | 9-1        | W9        |
| Alabama           | 0-0        | -        | -        | 15-2        | .882        | 14-2        | 1-0        | 0-0        | 0-0        | 0-0        | 0-0        | 8-2        | L1        |
| Ole Miss          | 0-0        | -        | -        | 13-2        | .867        | 10-2        | 1-0        | 2-0        | 0-0        | 4-1        | 0-0        | 9-1        | W7        |
| <b>Arkansas</b>   | <b>0-0</b> | <b>-</b> | <b>-</b> | <b>12-2</b> | <b>.857</b> | <b>10-1</b> | <b>0-0</b> | <b>2-1</b> | <b>0-0</b> | <b>2-1</b> | <b>1-0</b> | <b>9-1</b> | <b>W7</b> |
| Auburn            | 0-0        | -        | -        | 12-3-1      | .781        | 10-3-1      | 1-0        | 1-0        | 0-0        | 0-0        | 0-0        | 7-2-1      | L2        |
| Texas A&M         | 0-0        | -        | -        | 11-4        | .733        | 8-3         | 1-0        | 2-1        | 0-0        | 1-1        | 0-1        | 8-2        | W6        |
| Mississippi State | 0-0        | -        | -        | 11-5        | .688        | 9-3         | 0-0        | 2-2        | 0-0        | 1-0        | 0-0        | 8-2        | W5        |

### SCHEDULE/RESULTS

Friday, March 10

**at #3 Arkansas 7, Louisiana Tech 4**

at Missouri 6, NJIT 1 (7 inn. / DH-1)

NJIT 2, at Missouri 1 (7 inn. / DH-2)

at Georgia 18, Charleston Southern 9

at #7 Vanderbilt 2, Loyola Marymount 1

at #2 Florida 3, Siena 2

at #2 Tennessee 23, Morehead State 4

Columbia 10, at #18 Alabama 7

at #11 Auburn 7, Southeastern Louisiana 1

Kentucky 5, at Southern Illinois 4 (10 inn.)

at Mississippi State 8, Lipscomb 2

at #20 South Carolina 20, Bethune-Cookman 3 (7 inn.)

at #12 Texas A&M 8, Northern Kentucky 1

at #1 LSU 11, Samford 1 (7 inn.)

at #4 Ole Miss 15, Purdue 7

Saturday, March 11

at #4 Ole Miss 7, Purdue 6 (10 inn.)

at Mississippi State 4, Lipscomb 3 (DH-1)

at Mississippi State 12, Lipscomb 4 (DH-2)

at Georgia 15, Charleston Southern 0 (7 inn. / DH-1)

Charleston Southern 5, at Georgia 4 (DH-2)

at #18 Alabama 6, Columbia 2 (DH-1)

Columbia 15, at #18 Alabama 3 (DH-2)

**at #3 Arkansas 6, Louisiana Tech 1**

Southeastern Louisiana 8, at #11 Auburn 3 (DH-1)

Southeastern Louisiana 8, at #11 Auburn 7 (DH-2)

Kentucky 7, at Southern Illinois 2

at #12 Texas A&M 12, Northern Kentucky 1 (7 inn.)

at #7 Vanderbilt 2, Loyola Marymount 0

at #2 Florida 11, Siena 0 (7 inn.)

at #20 South Carolina 8, Bethune-Cookman 5 (DH-1)

at #20 South Carolina 10, Bethune-Cookman 3 (DH-2)

at #2 Tennessee 6, Morehead State 0 (DH-1)

at #2 Tennessee 6, Morehead State 3 (DH-2)

at #1 LSU 12, Samford 0 (7 inn.)

Sunday, March 12

Samford at #1 LSU - 12 p.m. [SECN+]

NJIT at Missouri - 12:30 p.m. [SECN+]

Northern Kentucky at #12 Texas A&M - 12:30 p.m. [SECN+]

Siena at #2 Florida - 1 p.m. [SECN+]

**Louisiana Tech at #3 Arkansas - 2 p.m. [SECN+]**

Kentucky at Southern Illinois - 2 p.m. [ESPN+]

Loyola Marymount at #7 Vanderbilt - 2 p.m. [SECN+]

Purdue at #4 Ole Miss - 2:30 p.m. [SECN+]

All times Eastern

Rankings reflect highest among major polls



## WEEK 4

## SOUTHEASTERN CONFERENCE

AS OF MARCH 9

## ACTIVE CAREER LEADERS

## Games Played

|     |                                 |            |
|-----|---------------------------------|------------|
| 1.  | Will McGillis*, South Carolina  | 205        |
| 2.  | Kason Howell, Auburn            | 203        |
| 3.  | Ben Anderson*, Georgia          | 195        |
| 4.  | Ryder Giles*, Kentucky          | 190        |
|     | Drew Williamson, Alabama        | 190        |
| 6.  | Kevin Madden*, South Carolina   | 180        |
| 7.  | <b>Brady Slavens*, Arkansas</b> | <b>178</b> |
| 8.  | Connor Tate, Georgia            | 176        |
| 9.  | Hunter Gilliam*, Kentucky       | 175        |
| 10. | Luke Hancock, Mississippi State | 171        |

## Hits

|     |                                 |            |
|-----|---------------------------------|------------|
| 1.  | Ben Anderson*, Georgia          | 212        |
| 2.  | Kason Howell, Auburn            | 203        |
| 3.  | Dylan Crews, LSU                | 196        |
| 4.  | Connor Tate, Georgia            | 195        |
| 5.  | Drew Williamson, Alabama        | 194        |
| 6.  | Kevin Madden*, South Carolina   | 191        |
| 7.  | Tre' Morgan, LSU                | 185        |
| 8.  | Jacob Gonzalez, Ole Miss        | 180        |
| 9.  | Justin Kirby*, Auburn           | 173        |
| 10. | Hunter Gilliam*, Kentucky       | 171        |
| 11. | <b>Brady Slavens*, Arkansas</b> | <b>170</b> |

## Doubles

|     |                                 |           |
|-----|---------------------------------|-----------|
| 1.  | Kason Howell, Auburn            | 54        |
| 2.  | Justin Kirby*, Auburn           | 46        |
| 3.  | Caleb Denny*, South Carolina    | 40        |
| 4.  | Anthony Calarco*, Ole Miss      | 38        |
|     | Tre' Morgan, LSU                | 38        |
| 6.  | Connor Tate, Georgia            | 37        |
| 7.  | Drew Williamson, Alabama        | 36        |
|     | Will McGillis*, South Carolina  | 36        |
| 9.  | Ben Anderson*, Georgia          | 35        |
| 10. | Dylan Crews, LSU                | 33        |
| 11. | Griffin Merritt*, Tennessee     | 32        |
| 12. | Peyton Chatagnier, Ole Miss     | 31        |
|     | <b>Brady Slavens*, Arkansas</b> | <b>31</b> |
|     | Austin Bost, Texas A&M          | 31        |

## Triples

|    |                                      |          |
|----|--------------------------------------|----------|
| 1. | Ben Anderson, Georgia                | 16       |
| 2. | Hunter Gilliam*, Kentucky            | 10       |
| 3. | Enrique Bradfield Jr., Vanderbilt    | 9        |
| 4. | Maui Ahuna*, Tennessee               | 7        |
|    | Jim Jarvis, Alabama                  | 7        |
| 6. | <b>Brady Slavens*, Arkansas</b>      | <b>6</b> |
|    | Dylan Crews, LSU                     | 6        |
|    | <b>Tavian Josenberger*, Arkansas</b> | <b>6</b> |
|    | Tre' Morgan, LSU                     | 6        |
|    | Will McGillis*, South Carolina       | 6        |
|    | Jackson Gray*, Kentucky              | 6        |

## Home Runs

|     |                                 |           |
|-----|---------------------------------|-----------|
| 1.  | Dylan Crews, LSU                | 43        |
| 2.  | Will McGillis*, South Carolina  | 36        |
| 3.  | Justin Kirby*, Auburn           | 35        |
| 4.  | Luke Mann, Missouri             | 33        |
| 5.  | Jacob Gonzalez, Ole Miss        | 32        |
|     | <b>Brady Slavens*, Arkansas</b> | <b>32</b> |
|     | Griffin Merritt*, Tennessee     | 32        |
|     | Wyatt Langford, Florida         | 32        |
| 9.  | Gavin Dugas, LSU                | 31        |
| 10. | Tommy White*, LSU               | 30        |

## Runs Batted In

|    |                                 |            |
|----|---------------------------------|------------|
| 1. | <b>Brady Slavens*, Arkansas</b> | <b>154</b> |
| 2. | Dylan Crews, LSU                | 133        |
| 3. | Connor Tate, Georgia            | 130        |
| 4. | Jacob Gonzalez, Ole Miss        | 122        |
|    | Will McGillis*, South Carolina  | 122        |
| 6. | Luke Hancock, Mississippi State | 121        |
| 7. | Justin Kirby*, Auburn           | 119        |
| 8. | Hunter Gilliam*, Kentucky       | 117        |
| 9. | Ben Anderson*, Georgia          | 114        |
|    | Gavin Dugas, LSU                | 114        |

## Stolen Bases

|     |                                      |           |
|-----|--------------------------------------|-----------|
| 1.  | Enrique Bradfield Jr., Vanderbilt    | 101       |
| 2.  | Mason LaPlante*, Georgia             | 54        |
| 3.  | Kason Howell, Auburn                 | 33        |
|     | Justin Kirby*, Auburn                | 33        |
| 5.  | Braylen Wimmer, South Carolina       | 30        |
| 6.  | <b>Tavian Josenberger*, Arkansas</b> | <b>27</b> |
| 7.  | Ben Anderson*, Georgia               | 26        |
| 8.  | Isaiah Byars*, Kentucky              | 24        |
|     | <b>Jared Wegner*, Arkansas</b>       | <b>24</b> |
| 10. | Jackson Gray*, Kentucky              | 22        |

## Saves

|    |                               |          |
|----|-------------------------------|----------|
| 1. | Dalton Rhadans*, Georgia      | 18       |
| 2. | Zach DeVito*, Georgia         | 14       |
| 3. | Zach Franklin*, Missouri      | 12       |
| 4. | Paul Skenes*, LSU             | 11       |
| 5. | Thomas Schultz, Vanderbilt    | 9        |
|    | <b>Brady Tygart, Arkansas</b> | <b>9</b> |
|    | Nolan Crisp, Georgia          | 9        |
| 8. | Kyle Greenler*, Georgia       | 8        |
| 9. | Ryan Slater, Florida          | 6        |
|    | Ryder Giles*, Kentucky        | 6        |
|    | Darren Williams*, Kentucky    | 6        |

\* - Indicates stats from a previous non-SEC school are included

## Baseball America

March 6

1. LSU
2. Florida
3. Stanford
4. Louisville
5. Tennessee
6. Wake Forest
7. Vanderbilt
8. Ole Miss
9. **Arkansas**
10. TCU
11. Virginia Tech
12. Texas A&M
13. UCLA
14. Virginia
15. Oregon State
16. East Carolina
17. Miami
18. Oklahoma State
19. North Carolina
20. Auburn
21. NC State
22. Southern Miss
23. South Carolina
24. Florida Gulf Coast
25. Texas Tech

## D1Baseball

March 6

1. LSU
2. Stanford
3. Tennessee
4. Ole Miss
5. Wake Forest
6. Florida
7. Vanderbilt
8. **Arkansas**
9. Louisville
10. TCU
11. Virginia Tech
12. East Carolina
13. Oklahoma State
14. North Carolina
15. Texas A&M
16. UCLA
17. Virginia
18. Alabama
19. NC State
20. South Carolina
21. Florida State
22. Southern Miss
23. Iowa
24. Campbell
25. Oregon State

## Perfect Game

March 6

1. LSU
2. Stanford
3. **Arkansas**
4. Wake Forest
5. Tennessee
6. Florida
7. Louisville
8. Ole Miss
9. Vanderbilt
10. UCLA
11. Auburn
12. Virginia
13. Virginia Tech
14. TCU
15. Texas Tech
16. NC State
17. Miami
18. North Carolina
19. Oregon State
20. Texas A&M
21. East Carolina
22. Southern Miss
23. Oklahoma State
24. UC Santa Barbara
25. Florida State

## USA Today Coaches

March 6

1. LSU
2. Tennessee
3. Stanford
4. Wake Forest
5. Ole Miss
6. Florida
7. Louisville
8. **Arkansas**
9. Vanderbilt
10. Virginia Tech
11. Virginia
12. UCLA
13. East Carolina
14. Oklahoma State
15. NC State
16. TCU
17. North Carolina
18. Alabama
19. Texas A&M
20. South Carolina
21. Texas Tech
22. Oregon State
23. Florida State
24. Southern Miss
25. Auburn

## Collegiate Baseball

March 6

1. LSU
2. Wake Forest
3. Tennessee
4. Louisville
5. Stanford
6. Virginia
7. Florida
8. **Arkansas**
9. Vanderbilt
10. UCLA
11. NC State
12. UC Santa Barbara
13. Ole Miss
14. Miami
15. Oregon State
16. Iowa
17. Texas A&M
18. Texas Tech
19. East Carolina
20. Auburn
21. North Carolina
22. Alabama
23. TCU
24. Oklahoma State
25. South Carolina
26. Georgia Tech
27. UC Irvine
28. Virginia Tech
29. Florida Gulf Coast
30. Southern Miss

## NCBWA

March 6

1. LSU
2. Wake Forest
3. Stanford
4. Tennessee
5. Ole Miss
6. Florida
7. **Arkansas**
8. Louisville
9. Vanderbilt
10. Virginia
11. Virginia Tech
12. UCLA
13. TCU
14. NC State
15. Oklahoma State
16. East Carolina
17. North Carolina
18. Alabama
19. Texas A&M
20. South Carolina
21. Texas Tech
22. Southern Miss
23. Miami
24. Oregon State
25. Florida State
26. Auburn
27. Iowa
28. Grand Canyon
29. UC Santa Barbara
30. Florida Gulf Coast

## ARKANSAS IN THE POLLS

|              | BA | D1Baseball | PG | USA Today | CB | NCBWA |
|--------------|----|------------|----|-----------|----|-------|
| Preseason    | 11 | 8          | 4  | 6         | 7  | 6     |
| Feb. 20      | 11 | 9          | 3  | 6         | 7  | 7     |
| Feb. 27      | 9  | 8          | 3  | 8         | 8  | 7     |
| March 6      | 9  | 8          | 3  | 8         | 8  | 7     |
| March 13     | -- | --         | -- | --        | -- | --    |
| March 20     | -- | --         | -- | --        | -- | --    |
| March 27     | -- | --         | -- | --        | -- | --    |
| April 3      | -- | --         | -- | --        | -- | --    |
| April 10     | -- | --         | -- | --        | -- | --    |
| April 17     | -- | --         | -- | --        | -- | --    |
| April 24     | -- | --         | -- | --        | -- | --    |
| May 1        | -- | --         | -- | --        | -- | --    |
| May 8        | -- | --         | -- | --        | -- | --    |
| May 15       | -- | --         | -- | --        | -- | --    |
| May 22       | -- | --         | -- | --        | -- | --    |
| May 29       | -- | --         | -- | --        | -- | --    |
| <b>Final</b> | -- | --         | -- | --        | -- | --    |

D1 - D1Baseball.com

BA - Baseball America

USA TODAY - USA Today Coaches Poll

PG - Perfect Game

CB - Collegiate Baseball Newspaper

NCBWA - National Collegiate Baseball Writers Association



Dave Van Horn, the two-time SEC Coach of the Year, enters his 21st season at the helm of the Arkansas baseball program in 2023.

In his time as Head Hog, Van Horn has elevated Arkansas into one of the nation's premier teams. Van Horn has led the Razorbacks to seven College World Series appearances, 18 NCAA Tournament berths, two SEC overall titles, six SEC Western Division championships, one SEC Tournament title and a total of 808 wins.

Ever since returning to his alma mater in 2003 to take over for retiring legendary Arkansas head baseball coach Norm DeBriyn, Van Horn has continued to successfully field nationally competitive teams, while also grooming two Golden Spikes Award and Dick Howser Trophy winners in Andrew Benintendi and Kevin Kopps as well as numerous All-Americans, all-conference performers and future professional baseball players. Under his guidance, 36 Razorbacks have been named All-Americans, 43 as All-SEC players, and 129 have been picked in the MLB Draft.

Van Horn is the second-winningest coach in Arkansas history with 808 wins, including 313 career SEC victories. He is one of only five head coaches in college baseball history, along with Ron Polk (453), Mike Bianco (342), Skip Bertman (328) and Tim Corbin (320), with 300 or more SEC wins in their career.

Including his years at Nebraska, Northwestern State and Central Missouri State, Van Horn has racked up 1,179 wins at four-year institutions, sixth most among all active head coaches. He is one of eight active Division I head coaches with 1,000 or more wins at four-year schools.

## DVH AGAINST 2023 OPPONENTS

|                   | W-L   | Home  | Away  | Neutral |
|-------------------|-------|-------|-------|---------|
| Alabama           | 35-28 | 19-8  | 14-16 | 2-4     |
| Arkansas State    | 3-0   | 3-0   | 0-0   | 0-0     |
| Army              | 1-0   | 1-0   | 0-0   | 0-0     |
| Auburn            | 36-23 | 17-10 | 17-13 | 2-0     |
| Eastern Illinois  | 21-2  | 21-2  | 0-0   | 0-0     |
| Georgia           | 24-18 | 14-7  | 9-8   | 1-3     |
| Grambling         | 10-0  | 10-0  | 0-0   | 0-0     |
| Illinois State    | 5-3   | 5-3   | 0-0   | 0-0     |
| Lipscomb          | 0-0   | 0-0   | 0-0   | 0-0     |
| Little Rock       | 3-1   | 3-1   | 0-0   | 0-0     |
| LSU               | 25-42 | 14-17 | 10-17 | 1-8     |
| Louisiana Tech    | 21-6  | 10-2  | 7-4   | 4-0     |
| Mississippi State | 33-28 | 18-12 | 13-14 | 2-2     |
| Missouri State    | 19-10 | 11-8  | 8-2   | 0-0     |
| Oklahoma State    | 8-6   | 2-3   | 4-2   | 2-1     |
| Ole Miss          | 32-42 | 14-19 | 11-16 | 7-7     |
| Omaha             | 1-0   | 1-0   | 0-0   | 0-0     |
| South Carolina    | 28-21 | 12-9  | 12-9  | 4-3     |
| SEMO              | 6-2   | 6-2   | 0-0   | 0-0     |
| TCU               | 4-1   | 2-0   | 0-0   | 2-1     |
| Tennessee         | 29-16 | 14-7  | 12-8  | 3-1     |
| Texas A&M         | 18-14 | 10-5  | 7-9   | 1-0     |
| Texas             | 8-5   | 2-0   | 2-3   | 4-2     |
| UCA               | 3-0   | 2-0   | 0-0   | 1-0     |
| UNLV              | 1-1   | 1-1   | 0-0   | 0-0     |
| Vanderbilt        | 20-22 | 12-8  | 7-10  | 1-4     |
| Wright State      | 6-0   | 6-0   | 0-0   | 0-0     |

## PERSONAL

Born: Sept. 17, 1960  
Hometown: Kansas City, Mo.  
Alma Mater: Arkansas (1988)  
Masters of Science: East Texas State University (1992)  
Wife: Karen  
Children: Hollan, Mariel  
Named Head Coach at Arkansas: June 21, 2002

## PLAYING HISTORY

1982-84 Atlanta Braves Organization  
1982 MLB Draft: 10th Round (Atlanta Braves)  
1982 Arkansas  
1981 MLB Draft: 10th Round (Chicago White Sox)  
1980-81 McLennan Community College

## COACHING HONORS

2021 SEC Coach of the Year  
2004 SEC Coach of the Year  
2001 Baseball America National Coach of the Year  
2001 BIG 12 Coach of the Year  
2001 ABCA Midwest Region Coach of the Year  
2000 ABCA Midwest Region Coach of the Year  
1997 Southland Coach of the Year  
1995 Southland Coach of the Year  
1994 NCAA Division II Coach of the Year  
1994 ABCA Central Region Coach of the Year

## HALL OF FAME

2019 Arkansas Sports Hall of Fame  
2013 Winnetonka High School Hall of Fame  
2012 Ban Johnson League Hall of Fame  
2001 Central Missouri State Hall of Fame

## VAN HORN'S CAREER NUMBERS

| Year                 | School                 | Record           | Pct.        | Conf.          | Place         | Conf. Tourn.        | NCAA                |
|----------------------|------------------------|------------------|-------------|----------------|---------------|---------------------|---------------------|
| 1989                 | Texarkana CC           | 39-18            | .684        | NA             | NA            | NA                  | --                  |
| 1990                 | Texarkana CC           | 44-14            | .759        | NA             | NA            | NA                  | --                  |
| 1991                 | Texarkana CC           | 45-12            | .789        | NA             | NA            | NA                  | --                  |
| 1992                 | Texarkana CC           | 48-10            | .827        | NA             | 1st           | NA                  | --                  |
| 1993                 | Texarkana CC           | 38-18            | .678        | NA             | NA            | NA                  | --                  |
|                      | <b>Totals</b>          | <b>214-72</b>    | <b>.748</b> | --             | --            | --                  | --                  |
| 1994                 | Central Missouri State | 51-11            | .823        | 15-1           | 1st (Div.)    | 1st (4-1)           | NCAA DII Champs     |
|                      | <b>Totals</b>          | <b>51-11</b>     | <b>.823</b> | <b>15-1</b>    | --            | <b>1 (4-1)</b>      | --                  |
| 1995                 | Northwestern State     | 37-15            | .711        | 19-5           | 1st           | DNP (0-2)           | --                  |
| 1996                 | Northwestern State     | 34-27            | .557        | 14-16          | 2nd (Div.)    | 2nd (3-2)           | --                  |
| 1997                 | Northwestern State     | 35-23            | .603        | 19-9           | 1st           | DNP (0-2)           | --                  |
|                      | <b>Totals</b>          | <b>106-65</b>    | <b>.620</b> | <b>52-30</b>   | --            | <b>3 (3-6)</b>      | --                  |
| 1998                 | Nebraska               | 24-20            | .545        | 10-13          | 7th           | DNQ                 | DNQ                 |
| 1999                 | Nebraska               | 42-18            | .700        | 16-9           | 5th           | 1st (4-0)           | NCAA (1-2)          |
| 2000                 | Nebraska               | 51-17            | .750        | 21-9           | 2nd           | 1st (5-1)           | NCAA (4-2)          |
| 2001                 | Nebraska               | 50-16            | .758        | 20-8           | 1st           | 1st (4-0)           | CWS (5-2)           |
| 2002                 | Nebraska               | 47-21            | .691        | 16-11          | 2nd           | 2nd (3-1)           | CWS (5-3)           |
|                      | <b>Totals</b>          | <b>214-92</b>    | <b>.699</b> | <b>67-39</b>   | --            | <b>4 (16-2)</b>     | <b>4 (15-9)</b>     |
| 2003                 | Arkansas               | 35-22            | .612        | 14-16          | 6th West      | T-7th (0-2)         | NCAA (1-2)          |
| 2004                 | Arkansas               | 45-24            | .652        | 19-11          | T-1st Overall | 4th (2-2)           | CWS (6-3)           |
| 2005                 | Arkansas               | 39-22            | .636        | 13-17          | T-5th West    | T-7th (0-2)         | NCAA (2-2)          |
| 2006                 | Arkansas               | 39-21            | .650        | 18-12          | 2nd West      | T-7th (0-2)         | NCAA (1-2)          |
| 2007                 | Arkansas               | 43-21            | .672        | 18-12          | 1st West      | 2nd (3-1)           | NCAA (2-2)          |
| 2008                 | Arkansas               | 34-24            | .586        | 14-15          | 4th West      | DNQ                 | NCAA (0-2)          |
| 2009                 | Arkansas               | 41-24            | .631        | 14-15          | 4th West      | 4th (2-2)           | CWS (7-2)           |
| 2010                 | Arkansas               | 43-21            | .672        | 18-12          | 2nd West      | T-7th (0-2)         | NCAA (3-3)          |
| 2011                 | Arkansas               | 40-22            | .645        | 15-15          | 1st West      | T-3rd (2-2)         | NCAA (2-2)          |
| 2012                 | Arkansas               | 46-22            | .676        | 16-14          | T-2nd West    | T-9th (0-2)         | CWS (7-3)           |
| 2013                 | Arkansas               | 39-22            | .639        | 18-11          | 2nd West      | T-3rd (2-1)         | NCAA (2-2)          |
| 2014                 | Arkansas               | 40-25            | .615        | 16-14          | 4th West      | T-3rd (3-2)         | NCAA (2-2)          |
| 2015                 | Arkansas               | 40-25            | .615        | 17-12          | 3rd West      | T-5th (2-2)         | CWS (5-3)           |
| 2016                 | Arkansas               | 26-29            | .473        | 7-23           | 7th West      | DNQ                 | DNQ                 |
| 2017                 | Arkansas               | 45-19            | .703        | 18-11          | 2nd West      | 2nd (3-2)           | NCAA (3-2)          |
| 2018                 | Arkansas               | 48-21            | .696        | 18-12          | T-1st West    | T-3rd (2-1)         | CWS Runner-Up (9-3) |
| 2019                 | Arkansas               | 46-20            | .697        | 20-10          | T-1st West    | T-5th (1-2)         | CWS (5-3)           |
| 2020                 | Arkansas               | 11-5             | .688        | --             | --            | --                  | --                  |
| 2021                 | Arkansas               | 50-13            | .807        | 22-8           | 1st Overall   | 1st (4-0)           | NCAA (4-3)          |
| 2022                 | Arkansas               | 46-21            | .687        | 18-12          | 2nd West      | T-7th (0-2)         | CWS (8-3)           |
| 2023                 | Arkansas               | 12-2             | .857        | --             | --            | --                  | --                  |
|                      | <b>Totals</b>          | <b>808-425</b>   | <b>.655</b> | <b>313-252</b> | --            | <b>17 (26-29)</b>   | <b>18 (69-43)</b>   |
| <b>CAREER TOTALS</b> |                        | <b>1,393-665</b> | <b>.677</b> | <b>447-322</b> | --            | <b>49-38 (.563)</b> | <b>84-53 (.613)</b> |

# A ||| THE ARKANSAS RAZORBACKS



**HAROLD COLL**  
Jr. • 5-11 • 190 • R/R  
INF • Boston, Mass.



**ISAAC WEBB**  
Jr. • 5-11 • 165 • R/R  
INF/OF • Collinsville, Okla.



**KENDALL DIGGS**  
So. • 6-0 • 205 • L/R  
INF/OF • Olathe, Kan.



**CALEB CALI**  
R-Jr. • 6-3 • 220 • R/R  
INF • Monteverde, Fla.



**JACE BOHROFEN**  
Jr. • 6-2 • 205 • L/R  
OF • Oklahoma City, Okla.



**JOHN BOLTON**  
Grad. • 5-10 • 180 • R/R  
INF • Memphis, Tenn.



**PEYTON STOVALL**  
So. • 5-11 • 195 • L/R  
INF • Houghton, La.



**JARED WEGNER**  
Grad. • 6-0 • 220 • R/R  
OF • Kearney, Neb.



**TAVIAN JOSENBARGER**  
Jr. • 6-0 • 185 • S/R  
OF • Kansas City, Mo.



**JAYSON JONES**  
Fr. • 6-2 • 225 • R/R  
INF • Savannah, Texas



**BEN MCLAUGHLIN**  
Jr. • 6-3 • 200 • L/R  
INF • Golden, Colo.




**HUDSON POLK**  
Jr. • 6-1 • 205 • R/R  
C • Coppell, Texas




**BRADY SLAVENS**  
Sr. • 6-3 • 205 • L/R  
INF • Olathe, Kan.



**REESE ROBINETT**  
Fr. • 6-3 • 215 • L/R  
INF • Kennett, Mo.



**HUNTER GRIMES**  
R-Jr. • 6-1 • 185 • R/R  
INF/OF • Kerrville, Texas



**JAXON WIGGINS**  
Jr. • 6-6 • 225 • R/R  
RHP • Roland, Okla.




**PEYTON HOLT**  
Jr. • 5-10 • 205 • R/R  
INF • Greenwood, Ark.



**BRADY TYGART**  
So. • 6-2 • 205 • R/R  
RHP • Hernando, Miss.




**MASON NEVILLE**  
Fr. • 6-3 • 200 • L/L  
OF • Las Vegas, Nev.




**KOTY FRANK**  
Grad. • 6-2 • 220 • R/R  
RHP • Tushka, Okla.



**AUSTIN LEDBETTER**  
So. • 6-1 • 190 • R/R  
RHP • Bryant, Ark.



**DYLAN CARTER**  
R-Jr. • 6-2 • 210 • R/R  
RHP • Bentonville, Ark.



**ZACK MORRIS**  
Sr. • 6-3 • 225 • L/L  
LHP • Cabot, Ark.



**HAGEN SMITH**  
So. • 6-3 • 215 • L/L  
LHP • Bullard, Texas



**NICK GRIFFIN**  
R-So. • 6-4 • 195 • R/R  
LHP • Monticello, Ark.



**JORDAN HUSKEY**  
Fr. • 5-10 • 185 • L/L  
LHP • Quitman, Ark.



**PARKER COIL**  
Fr. • 6-3 • 200 • R/L  
LHP • Edmond, Okla.



**JAKE FAHERTY**  
So. • 6-3 • 190 • R/R  
RHP • Georgetown, Ky.



**SEAN FITZPATRICK**  
Fr. • 6-0 • 165 • L/L  
LHP • Spring, Texas



**HUNTER HOLLAN**  
Jr. • 6-5 • 200 • L/L  
LHP • Hallsville, Texas



**BEN BYBEE**  
Fr. • 6-6 • 235 • R/R  
RHP • Overland Park, Kan.




**WILL MCENTIRE**  
R-Jr. • 6-4 • 240 • L/R  
RHP • Bryant, Ark.



**CAL KILGORE**  
So. • 6-1 • 185 • R/R  
C • Overland Park, Kan.



**PARKER ROWLAND**  
Jr. • 6-3 • 215 • S/R  
C • Tulsa, Okla.




**GAGE WOOD**  
Fr. • 6-0 • 210 • R/R  
RHP • Batesville, Ark.



**CHRISTIAN FOUTH**  
Fr. • 6-3 • 220 • R/R  
RHP • Littleton, Colo.



**COOPER DOSSETT**  
Fr. • 6-0 • 190 • R/R  
RHP • Springdale, Ark.



**CODY ADCOCK**  
Jr. • 6-4 • 210 • R/R  
RHP • Texarkana, Ark.




**JOSH HYNEMAN**  
Fr. • 6-4 • 245 • R/R  
RHP • Jonesboro, Ark.




**DAVE VAN HORN**  
Head Coach  
21st Season



**NATE THOMPSON**  
Assistant Coach  
6th Season



**MATT HOBBS**  
Assistant Coach  
5th Season



**BOBBY WERNES**  
Volunteer Assistant  
3rd Season



**CLAY GOODWIN**  
Director of Operations  
16th Season





| No. | Player             | Pos.   | B/T   | Yr.  | Ht. | Wt. | Hometown / High School / Previous School   |
|-----|--------------------|--------|-------|------|-----|-----|--|
| 1   | Harold Coll        | INF    | Jr.   | 5-11 | 190 | R/R | Boston, Mass. / Georgia Premier Academy / San Jacinto College                                      |
| 3   | Isaac Webb         | INF/OF | Jr.   | 5-11 | 165 | R/R | Collinsville, Okla. / Collinsville HS / Grayson College / Eastern Oklahoma State College           |
| 5   | Kendall Diggs      | INF/OF | So.   | 6-0  | 205 | L/R | Olathe, Kan. / Saint Thomas Aquinas HS   |
| 6   | Caleb Cali         | INF    | R-Jr. | 6-3  | 230 | R/R | Montverde, Fla. / Montverde Academy / Florida State / Hillsborough CC / College of Central Florida |
| 8   | Jace Bohrofen      | OF     | Jr.   | 6-2  | 205 | L/R | Oklahoma City, Okla. / Westmoore HS / Oklahoma   |
| 9   | John Bolton        | INF    | Grad. | 5-10 | 180 | R/R | Memphis, Tenn. / Memphis University School / Hinds CC / Austin Peay                                |
| 10  | Peyton Stovall     | INF    | So.   | 5-11 | 195 | L/R | Haughton, La. / Haughton HS  |
| 11  | Jared Wegner       | OF     | Grad. | 6-0  | 220 | R/R | Kearney, Neb. / Kearney HS / Creighton   |
| 12  | Tavian Josenberger | OF     | Jr.   | 6-0  | 185 | S/R | Kansas City, Mo. / Park Hill HS / Kansas   |
| 13  | Jayson Jones       | INF    | Fr.   | 6-2  | 225 | R/R | Savannah, Texas / Braswell HS  |
| 15  | Ben McLaughlin     | INF    | Jr.   | 6-3  | 200 | L/R | Golden, Colo. / Golden HS / Hutchinson CC  |
| 16  | Hudson Polk        | C      | Jr.   | 6-1  | 205 | R/R | Coppell, Texas / Coppell HS / Oklahoma   |
| 17  | Brady Slavens      | INF    | Sr.   | 6-3  | 205 | L/R | Olathe, Kan. / Olathe Northwest HS / Wichita State / Johnson County CC                             |
| 18  | Reese Robinett     | INF    | Fr.   | 6-3  | 215 | L/R | Kennett, Mo. / Kennett HS  |
| 21  | Hunter Grimes      | INF/OF | R-Jr. | 6-1  | 185 | R/R | Kerrville, Texas / Tivy HS / UTSA / McLennan CC  |
| 22  | Jaxon Wiggins      | RHP    | Jr.   | 6-6  | 225 | R/R | Roland, Okla. / Roland HS  |
| 24  | Peyton Holt        | INF    | Jr.   | 5-10 | 205 | R/R | Greenwood, Ark. / Greenwood HS / Crowder College   |
| 25  | Brady Tygart       | RHP    | So.   | 6-2  | 205 | R/R | Hernando, Miss. / Lewisburg HS   |
| 26  | Mason Neville      | OF     | Fr.   | 6-3  | 200 | L/L | Las Vegas, Nev. / Basic HS   |
| 28  | Koty Frank         | RHP    | Grad. | 6-2  | 220 | R/R | Tushka, Okla. / Tushka HS / Eastern Oklahoma State College / Nebraska                              |
| 29  | Austin Ledbetter   | RHP    | So.   | 6-1  | 190 | R/R | Bryant, Ark. / Bryant HS   |
| 31  | Dylan Carter       | RHP    | R-So. | 6-2  | 210 | R/R | Bentonville, Ark. / Bentonville West HS / Crowder College  |
| 32  | Zack Morris        | LHP    | Sr.   | 6-3  | 225 | L/L | Cabot, Ark. / Cabot HS   |
| 33  | Hagen Smith        | LHP    | So.   | 6-3  | 215 | L/L | Bullard, Texas / Bullard HS  |
| 34  | Nick Griffin       | LHP    | R-So. | 6-4  | 195 | L/L | Monticello, Ark. / Monticello HS   |
| 35  | Jordan Huskey      | LHP    | Fr.   | 5-10 | 185 | L/L | Quitman, Ark. / Greenbrier HS  |
| 36  | Parker Coil        | LHP    | Fr.   | 6-3  | 200 | R/L | Edmond, Okla. / Edmond Memorial HS   |
| 37  | Jake Faherty       | RHP    | So.   | 6-3  | 190 | R/R | Georgetown, Ky. / Great Crossing HS  |
| 38  | Sean Fitzpatrick   | LHP    | Fr.   | 6-0  | 165 | L/L | Spring, Texas / Concordia Lutheran HS  |
| 39  | Hunter Hollan      | LHP    | Jr.   | 6-5  | 200 | L/L | Hallsville, Texas / Spring Hill HS / San Jacinto College   |
| 40  | Ben Bybee          | RHP    | Fr.   | 6-6  | 235 | R/R | Overland Park, Kan. / Blue Valley Southwest HS   |
| 41  | Will McEntire      | RHP    | R-Jr. | 6-4  | 240 | L/R | Bryant, Ark. / Bryant HS   |
| 43  | Cal Kilgore        | C      | So.   | 6-1  | 185 | R/R | Overland Park, Kan. / Blue Valley Southwest HS / New Mexico State                                  |
| 44  | Parker Rowland     | C      | Jr.   | 6-3  | 215 | S/R | Tulsa, Okla. / Bishop Kelley HS / Arkansas State / Eastern Oklahoma State College                  |
| 45  | Gage Wood          | RHP    | Fr.   | 6-0  | 210 | R/R | Batesville, Ark. / Batesville HS   |
| 46  | Christian Foutch   | RHP    | Fr.   | 6-3  | 220 | R/R | Littleton, Colo. / Chatfield HS  |
| 48  | Cooper Dossett     | RHP    | Fr.   | 6-0  | 190 | R/R | Springdale, Ark. / Har-Ber HS  |
| 49  | Cody Adcock        | RHP    | Jr.   | 6-4  | 210 | R/R | Texarkana, Ark. / Arkansas HS / Ole Miss / Crowder College   |
| 55  | Josh Hyneman       | RHP    | Fr.   | 6-4  | 245 | R/R | Jonesboro, Ark. / Jonesboro HS   |

## Coaches & Support Staff

|                                      |   |
|--------------------------------------|---|
| Head Coach:                          | 2 Dave Van Horn, 21st Season (Arkansas, 1988)   |
| Assistant Coach:                     | 30 Nate Thompson, 6th Season (Dallas Baptist, 2006)   |
| Assistant Coach:                     | 47 Matt Hobbs, 5th Season (Missouri, 2002)  |
| Assistant Coach:                     | 7 Bobby Wernes, 3rd Season (Arkansas, 2018)   |
| Director of Operations:              | Clay Goodwin, 16th Season (Arkansas, 2005)  |
| Director of Strength & Conditioning: | Hunter Bell, 1st Season (Arkansas-Monticello, 2018)   |
| Director of Video & Scouting:        | Zach Barr, 6th Season (Arkansas, 2017)  |
| Director of Analytics:               | DJ Baxendale, 4th Season (Arkansas, 2019)   |
| Athletic Trainer:                    | Corey Wood, 12th Season (East Carolina, 2008)   |
| Equipment Manager:                   | Mark Taylor, 33rd Season (Ouachita Baptist, 1988)   |
| Graduate Managers:                   | Cullen Smith  |
| Student Managers:                    | Connor Carson, Bryson Halford, Owen Hoover, Josh Langham, John McElroy, Matthew Schluterman, Matt Wheeler |
| Sports Information Director:         | Oliver Grigg, 3rd Season (Tulane, 2017)   |
| Academics Director:                  | Jonathan Burgess, 2nd Season (Central Arkansas, 2015)   |
| Sports Nutritionist:                 | Lauren Lyons, 5th Season (Saint Louis, 2017)  |
| Sport Administrator:                 | Kevin Trainor, 13th Season (Arkansas, 1994)   |
| Administrative Assistant:            | Kelly Moore, 20th Season (Arkansas, 2004)   |

## Pronunciation Guide

|                             |           |
|-----------------------------|-----------|
| Jace <b>Bohrofen</b> .....  | bore-fin  |
| Cooper <b>Dossett</b> ..... | daw-sit   |
| <b>Koty</b> Frank .....     | cody      |
| Mason <b>Neville</b> .....  | nuh-ville |
| Brady <b>Slavens</b> .....  | slay-vins |
| Brady <b>Tygart</b> .....   | ty-gert   |
| Jared <b>Wegner</b> .....   | wagner    |
| Bobby <b>Wernes</b> .....   | wer-niss  |

## Team Captains

|                      |           |
|----------------------|-----------|
| Jace Bohrofen .....  | Jr. / OF  |
| Zack Morris .....    | Sr. / LHP |
| Peyton Stovall ..... | So. / INF |



## THE STARTERS

**#16 HUDSON POLK** **C** **JR.** **.053/.280/.211**

Transfer from Oklahoma ... Has played in eight games with seven starts ... Made his Razorback debut in the season opener vs. Texas (Feb. 17) in the College Baseball Showdown ... Hit his first home run as a Hog vs. #15 TCU (Feb. 18) in the College Baseball showdown ... In 2022 at Oklahoma, played in 12 games with six starts at catcher ... Slashed .313/.522/.563 (5-for-16) with five RBI, two doubles and a triple.

**#17 BRADY SLAVENS** **1B** **SR.** **.315/.393/.481**

Has started all 14 games ... First among all active SEC hitters in career RBI (155) ... Team leader in doubles (6) this season ... Hit his first home run of the year against Wright State (March 4) ... In 2022, slashed .255/.332/.523 with a team-leading 16 homers and 58 RBI ... Recorded 17 multi-hit games, including two three-hit efforts and a two four-hit games ... Had 15 multiple RBI games, including seven three-RBI games, one four-RBI game and one six-RBI game ... Hit the longest recorded home run in a College World Series game at Charles Schwab Field, crushing a 436-foot homer vs. Ole Miss.

**#2 PEYTON STOVALL** **2B** **SO.** **.373/.443/.647**

One of the Razorbacks' three team captains ... Has started all 13 games played ... Hit his first homer of the season against Illinois State (March 1) ... In 2022, played in 52 games with 51 starts as a true freshman ... Slashed .295/.373/.425 with six homers and 31 RBI ... Had 59 hits, including eight doubles ... 18 multi-hit games and 10 multiple RBI games ... 11-game hitting streak was second longest on the Hogs ... First player with five hits in a College World Series game since UNC's Dustin Ackley (2009).

**#6 CALEB CALI** **3B** **R-JR.** **.226/.385/.452**

Transfer from College of Central Florida (2022) ... Also played at Florida State (2020) and Hillsborough CC (2021) ... Has played in 11 games with nine starts ... Made his Razorback debut in the season opener against Texas (Feb. 17) in the College Baseball Showdown ... Recorded his first hit as a Hog on a homer against Illinois State (March 1) ... In 2022, named an NJCAA All-American after slashing .438/.533/.826 with 17 homers and 77 RBI ... FCSAA Player of the Year and All-Mid-Florida Conference Player of the Year.

**#9 JOHN BOLTON** **SS** **GRAD.** **.233/.346/.279**

Graduate transfer from Austin Peay ... Has started all 13 games played ... Made his Razorback debut in the season opener vs. Texas (Feb. 17) in the College Baseball Showdown, going 2-for-4 with a double and an RBI ... Drove in a season-high two runs vs. #9 Oklahoma State (Feb. 19) in the College Baseball Showdown ... Team-leading reached base streak of nine consecutive games.

**#11 JARED WEGNER** **LF** **GRAD.** **.389/.485/.796**

Graduate transfer from Creighton ... Has started all 14 games ... Made his Razorback debut in the season opener against Texas (Feb. 17) in the College Baseball Showdown ... Hit his first homer as a Hog vs. #15 TCU (Feb. 18) in the College Baseball Showdown ... Went 2-for-4 with two runs scored, a triple, a home run and a season-high five RBI in vs. #9 Oklahoma State (Feb. 19) ... Named SEC Player of the Week (Feb. 20), after slashing .545/.643/.1365 with two homers and eight RBI during the season-opening weekend.

**#8 TAVIAN JOSENBARGER** **CF** **JR.** **.333/.412/.491**

Transfer from Kansas ... Has started all 14 games ... Arkansas' leadoff hitter ... Made his Razorback debut in the season opener vs. Texas (Feb. 17) in the College Baseball Showdown ... Has seven multi-hit games and three multi-RBI games this year, including a two-RBI effort vs. #9 Oklahoma State (Feb. 19) in the College Baseball Showdown ... In 2022 at Kansas, started 52 games at second base and slashed .276/.357/.386 with 13 doubles, two triples, two homers, 23 RBI and 11 stolen bases ... Led the team in runs scored (43) ... His 23-game on-base streak was the longest by a Jayhawk in 2022.

**#9 JACE BOHROFEN** **RF** **JR.** **.442/.576/.884**

One of the Razorbacks' three team captains ... Has started all 14 games ... Homered in four consecutive games: vs. Wright State (March 5), vs. Army (March 7), vs. Louisiana Tech (March 10), vs. Louisiana Tech (March 11) ... In 2022, slashed .228/.333/.435 with eight doubles, one triple, three homers and 17 RBI ... Recorded five multiple hit games and five multiple RBI games, including one five-RBI game.

**#5 KENDALL DIGGS** **DH** **SO.** **.306/.458/.694**

Has started in all 12 games played ... Razorbacks' primary designated hitter ... Tied for second on the Hogs in homers (5) this season ... Drove in two runs in the season opener vs. Texas (Feb. 17) in the College Baseball Showdown ... Launched his first homer of the year vs. #15 TCU (Feb. 18) in the College Baseball Showdown ... Hit a walk-off homer against EIU (Feb. 25), driving in a season-high four RBI.

## THE BENCH

**#1 HAROLD COLL** **INF.** **JR.**

Transfer from San Jacinto College ... Has played in four games with one start ... Made his debut vs. #15 TCU (Feb. 18) in the College Baseball Showdown ... In 2022 at San Jac, slashed .357/.433/.604 with 10 homers, 65 RBI and 15 stolen bases ... Hit for the cycle vs. Wabash Valley in the JUCO World Series, including a single, two doubles, a triple and homer.

**#13 JAYSON JONES** **INF** **FR.**

Attended Braswell High School in Aubrey, Texas ... Has played in five games with three starts ... Made his Razorback debut vs. #15 TCU (Feb. 18) in the College Baseball Showdown, hitting a solo homer in his second career at-bat for his first collegiate hit ... Ranked by Perfect Game as the No. 5 overall prospect and the No. 2 shortstop in the class of 2022 ... No. 1 overall prospect and No. 1 shortstop in Texas by Perfect Game ... No. 1 overall prospect and No. 1 shortstop in Texas by Prep Baseball Report.

**#15 BEN McLAUGHLIN** **INF** **JR.**

Transfer from Hutchinson CC ... Has played in four games with one start ... Made his Razorback debut vs. #9 Oklahoma State (Feb. 19) in the College Baseball Showdown ... NJCAA ABCA/Rawlings Gold Glove Award winner at third base and NJCAA All-American in 2022 ... Slashed .411/.511/.804 with 19 home runs and 83 RBI ... Defensively, committed only three errors in 221 total chances (.986 fielding percentage)

**#18 REESE ROBINETT** **INF** **FR.**

Attended Kennett High School in Kennett, Mo. ... Has played in four games with one start ... Made his debut vs. #9 Oklahoma State (Feb. 19) in the College Baseball Showdown, recording his first collegiate hit ... Ranked by Perfect Game as a top-500 overall prospect and the No. 35 third baseman in the class of 2022 ... No. 4 overall prospect and No. 2 third baseman in Missouri by Perfect Game ... No. 2 overall prospect and No. 1 third baseman in Missouri by Prep Baseball Report.

**#21 HUNTER GRIMES** **INF/OF** **R-JR.**

Transfer from McLennan CC ... Has played in two games ... Made his Razorback debut vs. #9 Oklahoma State (Feb. 19) in the College Baseball Showdown ... Slashed .366/.427/.749 with 17 homers and 66 RBI in 2022, earning All-NTJCAC honors ... Started at UTSA (2019-21), where he was a two-way player ... In 2019, slashed .303/.343/.515 with four homers and nine RBI.

**#24 PEYTON HOLT** **INF** **JR.**

Transfer from Crowder College ... Has played in six games with two starts ... Made his Razorback debut vs. #9 Oklahoma State (Feb. 19) in the College Baseball Showdown ... Hit his first homer as a Hog against Louisiana Tech (March 11).

**#26 MASON NEVILLE** **OF** **FR.**

Selected by the Cincinnati Reds in the 18th round (No. 543 overall) of the 2022 MLB Draft ... Has played in five games with one start ... Collected his first collegiate hit vs. #9 Oklahoma State (Feb. 19) in the College Baseball Showdown ... Attended Basic High School in Henderson, Nev. ... No. 3 overall prospect and No. 2 outfielder in the state of Nevada by Perfect Game ... Ranked by Prep Baseball Report as the No. 50 overall prospect and the No. 11 outfielder in the country ... No. 3 overall prospect and No. 2 outfielder in Nevada by Prep Baseball Report.

**#44 PARKER ROWLAND** **C** **JR.**

Transfer from Eastern Oklahoma State College ... Has played in eight games with seven starts ... Made his Razorback debut vs. #15 TCU (Feb. 18) and earned his first start vs. #9 Oklahoma State (Feb. 19) in the College Baseball Showdown ... In 2022 at EOSC, slashed .408/.509/.668 with 12 homers and 78 RBI ... Began his career at Arkansas State (2019-20).

## ON THE MOUND

FRIDAY



## #33 LHP HAGEN SMITH

SO.

3-0, 1.40 ERA, 19.1 IP, 14 BB, 28 SO

Last Start: March 10, vs. Louisiana Tech, 5.0 IP, 4 H, 2 R, 2 ER, 4 BB, 7 SO

Earned the start in the season opener against Texas (Feb. 17) in the College Baseball Showdown, twirling five scoreless innings with eight strikeouts ... Picked up his first win of the season against Eastern Illinois (Feb. 24), punching out six over 4.2 scoreless innings ... Improved to 2-0 on the year with 4.2 innings of one-run ball and seven strikeouts against Wright State (March 3) ... Carded his third win of the year with five strong innings in a start against Louisiana Tech (March 10), punching out seven while allowing two runs ... In 2022, named a Freshman All-American by Collegiate Baseball and Perfect Game ... Went 7-2 with a 4.66 ERA, 90 strikeouts and two saves in 77.1 innings ... Totaled six quality starts, second most among all Razorback starting pitchers ... In the NCAA Tournament, went 1-0 with a 3.38 ERA and two saves in 10.2 innings of work ... Struck out 16 and limited opposing hitters to a .184 batting average ... Earned his first collegiate save in an elimination-game win at #6 Oklahoma State (June 6), striking out four over two scoreless frames to help Arkansas advance to the super regional round ... In the NCAA Chapel Hill Super Regional, locked down his second career save at #11 UNC (June 12) to send the Hogs to Omaha ... In the College World Series, started vs. Ole Miss (June 22) and threw five innings of one-run ball with eight strikeouts.

SATURDAY



## #41 RHP WILL McENTIRE

R-JR.

3-0, 3.48 ERA, 20.2 IP, 8 BB, 16 SO

Last Start: March 11, vs. Louisiana Tech, 9.0 IP, 3 H, 1 R, 0 ER, 1 BB, 6 SO

Made his first start of the 2023 season vs. #15 TCU (Feb. 18) in the College Baseball Showdown ... Earned his first win of the year in a start against Eastern Illinois (Feb. 25), allowing one run over 4.2 innings ... Improved to 2-0 with five innings of three-run ball and six strikeouts in a start against Wright State (March 4) ... Twirled the first nine-inning complete game by a Razorback pitcher since 2016 and the first three-hitter by an Arkansas pitcher since 2013 in a start against Louisiana Tech (March 11), matching his season-high six strikeouts in the win ... In 2022, went 2-2 with a 2.59 ERA and one save in 48.2 innings ... Struck out 49 batters and limited opposing hitters to a .198 batting average ... Recorded two quality starts ... Delivered his most dominant outing of the 2022 season in the College World Series vs. #25 Auburn (June 21), working seven innings and striking out nine while allowing one run ... Member of an Arkansas pitching staff that set a school record with 674 strikeouts.

SUNDAY



## #39 LHP HUNTER HOLLAN

JR.

2-0, 2.30 ERA, 15.2 IP, 6 BB, 14 SO

Last Start: March 5, vs. Wright State, 6.0 IP, 5 H, 1 R, 1 ER, 2 BB, 5 SO

Selected by the Milwaukee Brewers in the 15th round (No. 447 overall) of the 2021 MLB Draft ... Transfer from San Jacinto College ... Made his first start as a Razorback vs. #9 Oklahoma State (Feb. 19) in the College Baseball Showdown, striking out five over four innings of one-run ball to earn his first win of the season ... Earned his first win as a Razorback against Eastern Illinois (Feb. 26), punching out four over 5.2 innings ... Recorded the Hogs' first quality start of the year against Wright State (March 5), spinning six innings of one-run ball with five strikeouts ... In 2022 at San Jac, made 18 starts, going 3-3 with a 3.59 ERA and 96 strikeouts in 80.1 innings ... Double-digit strikeouts in three games during the season.

## PITCHER BREAKDOWN

|           | W-L-S | ERA  | IP   | H  | R  | ER | BB | SO |
|-----------|-------|------|------|----|----|----|----|----|
| Starters  | 8-0-0 | 3.06 | 61.2 | 56 | 23 | 21 | 31 | 65 |
| Relievers | 4-2-3 | 7.04 | 61.1 | 75 | 51 | 48 | 26 | 60 |

## THE HOG PEN

---- Season Totals ----

| Pitcher            | Last App.   | IP  | H | R | ER | BB | SO | HR | RI/S         | RI/S     | SV | Ret./1BF (BB)    |
|--------------------|-------------|-----|---|---|----|----|----|----|--------------|----------|----|------------------|
| Cody Adcock        | 3/10 (TECH) | 1.0 | 3 | 2 | 2  | 1  | 2  | 1  | 0/0          | 4/0      | 1  | 5/7 (0)          |
| Ben Bybee          | 3/4 (WSU)   | 0.1 | 1 | 0 | 0  | 0  | 0  | 0  | 2/2          | 5/3      | 0  | 0/2 (0)          |
| Dylan Carter       | 3/10 (TECH) | 3.0 | 1 | 0 | 0  | 0  | 2  | 0  | 2/0          | 5/0      | 1  | 6/6 (0)          |
| Parker Coil        | 3/3 (WSU)   | 1.0 | 2 | 0 | 0  | 0  | 1  | 0  | 0/0          | 5/5      | 0  | 0/3 (1)          |
| Cooper Dossett     | 2/26 (EIU)  | 1.0 | 0 | 0 | 0  | 1  | 1  | 0  | 0/0          | 0/0      | 0  | 1/2 (0)          |
| Jake Faherty       | 3/4 (WSU)   | 0.2 | 0 | 3 | 3  | 3  | 1  | 0  | 0/0          | 0/0      | 0  | 0/1 (1)          |
| Sean Fitzpatrick   | 2/18 (TCU)  | 0.1 | 2 | 0 | 0  | 0  | 1  | 0  | 1/1          | 1/1      | 0  | 0/1 (0)          |
| Koty Frank         | 3/5 (WSU)   | 0.1 | 0 | 0 | 0  | 0  | 0  | 0  | 0/0          | 7/1      | 0  | 5/6 (0)          |
| Austin Ledbetter   | 3/7 (ARMY)  | 2.1 | 3 | 1 | 1  | 0  | 1  | 0  | 2/0          | 5/0      | 0  | 3/4 (0)          |
| Will McEntire      | 2/21 (GRAM) | 0.2 | 4 | 1 | 1  | 1  | 0  | 0  | 1/1          | 1/1      | 0  | 0/1 (0)          |
| Zack Morris        | 2/26 (EIU)  | 0.1 | 2 | 3 | 2  | 0  | 2  | 0  | 0/0          | 2/1      | 0  | 1/3 (0)          |
| Brady Tygart       | 3/1 (ISU)   | 1.2 | 2 | 4 | 3  | 1  | 2  | 2  | 0/0          | 2/0      | 1  | 3/4 (0)          |
| Gage Wood          | 2/26 (EIU)  | 0.0 | 0 | 2 | 2  | 2  | 0  | 0  | 2/1          | 4/3      | 0  | 1/4 (1)          |
| <b>TEAM TOTALS</b> |             |     |   |   |    |    |    |    | <b>41/15</b> | <b>2</b> |    | <b>25/44 (3)</b> |

**Bullpen Notes:** RHP Cody Adcock (1), RHP Dylan Carter (1) and RHP Brady Tygart (1) have each recorded a multi-inning save this season ... Tygart recorded his ninth career save in the season opener against Texas (Feb. 17) in the College Baseball Showdown at Globe Life Field in Arlington, Texas ... Of Tygart's nine career saves, seven are of the multi-inning variety, including his five-out save against the Longhorns on Opening Day ... Adcock earned his first career save against Wright State (March 5), locking down the final 2.2 innings of the ballgame to secure the Hogs' second multi-inning save of the season ... Carter recorded his first career save and the Razorbacks' third multi-inning save of the season against Louisiana Tech (March 10), spinning three scoreless innings with a strikeout against the Bulldogs.



**Austin Ledbetter** made seven appearances with two starts on the mound as a true freshman in 2022. He finished the year with a 2.84 ERA and 12 strikeouts over 12.2 innings of work.



**Zack Morris**, one of the Hogs' three team captains, posted a 6-1 record with a 3.21 ERA and one save in 35.0 innings last season. In SEC play, he went 3-0 with a 1.88 ERA in 14.1 innings.



**Brady Tygart** emerged as the Hogs' closer as a true freshman, tallying a team-leading eight saves, including six multi-inning saves. He struck out 51 over 37.2 innings of work.



# ||| SEASON BESTS

## TEAM GAME HIGHS

### Team Batting

|                  |    |   |
|------------------|----|---|
| At-bats:         | 44 | vs. Illinois State (March 1)                        |
| Runs scored:     | 18 | vs. #9 Oklahoma State (Feb. 19 at Arlington, Texas) |
| Hits:            | 14 | vs. #9 Oklahoma State (Feb. 19 at Arlington, Texas) |
|                  | 14 | vs. Illinois State (March 1)                        |
|                  | 14 | vs. Wright State (March 4)                          |
| RBI:             | 17 | vs. #9 Oklahoma State (Feb. 19 at Arlington, Texas) |
| Doubles:         | 4  | vs. Eastern Illinois (Feb. 25)                      |
|                  | 4  | vs. Illinois State (March 1)                        |
| Triples:         | 1  | vs. #9 Oklahoma State (Feb. 19 at Arlington, Texas) |
|                  | 1  | vs. Louisiana Tech (March 11)                       |
| Home runs:       | 4  | vs. #15 TCU (Feb. 18 at Arlington, Texas)           |
|                  | 4  | vs. Illinois State (March 1)                        |
|                  | 4  | vs. Wright State (March 4)                          |
| Total bases:     | 30 | vs. Illinois State (March 1)                        |
| Walks:           | 10 | vs. #9 Oklahoma State (Feb. 19 at Arlington, Texas) |
| Strikeouts:      | 12 | vs. Texas (Feb. 17 at Arlington, Texas)             |
| Sac hits:        | 1  | vs. Louisiana Tech (March 10)                       |
| Sac flies:       | 4  | vs. Grambling (Feb. 21)                             |
| Stolen bases:    | 4  | vs. Grambling (Feb. 21)                             |
| Hit by pitch:    | 3  | vs. #9 Oklahoma State (Feb. 19 at Arlington, Texas) |
| Caught stealing: | 2  | vs. Louisiana Tech (March 10)                       |
| Runners LOB:     | 13 | vs. Louisiana Tech (March 10)                       |
| Hit into DP:     | 3  | vs. Grambling (Feb. 21)                             |
|                  | 3  | vs. Army (March 7)                                  |

### Fielding

|               |    |   |
|---------------|----|---|
| Putouts:      | 33 | vs. Illinois State (March 1)            |
| Assists:      | 14 | vs. Illinois State (March 1)            |
| Errors:       | 2  | vs. Grambling (Feb. 21)                 |
|               | 2  | vs. Eastern Illinois (Feb. 26)          |
|               | 2  | vs. Illinois State (March 1)            |
| Passed balls: | 2  | vs. Eastern Illinois (Feb. 26)          |
| DPs turned:   | 2  | vs. Texas (Feb. 17 at Arlington, Texas) |
|               | 2  | vs. Louisiana Tech (March 10)           |

### Pitching

|                  |      |   |
|------------------|------|---|
| Innings pitched: | 11.0 | vs. Illinois State (March 1)              |
| Runs allowed:    | 18   | vs. #15 TCU (Feb. 18 at Arlington, Texas) |
| Earned runs:     | 18   | vs. #15 TCU (Feb. 18 at Arlington, Texas) |
| Walks allowed:   | 11   | vs. #15 TCU (Feb. 18 at Arlington, Texas) |
| Strikeouts:      | 13   | vs. Texas (Feb. 17 at Arlington, Texas)   |
| Hits allowed:    | 19   | vs. #15 TCU (Feb. 18 at Arlington, Texas) |
| Doubles allowed: | 3    | vs. #15 TCU (Feb. 18 at Arlington, Texas) |
| Triples allowed: | 1    | vs. Wright State (March 4)                |
| Homers allowed:  | 3    | vs. Eastern Illinois (Feb. 26)            |
|                  | 3    | vs. Illinois State (March 1)              |
| Wild pitches:    | 2    | vs. Eastern Illinois (Feb. 26)            |
|                  | 2    | vs. Army (March 7)                        |
| Hit batters:     | 3    | vs. #15 TCU (Feb. 18 at Arlington, Texas) |

## INDIVIDUAL GAME HIGHS

### Individual Batting

|                  |   |  |
|------------------|---|--|
| At-bats:         | 6 | Peyton Stovall vs. Illinois State (March 1)                      |
| Runs scored:     | 3 | (6 times)  |
| Hits:            | 3 | (7 times)  |
| RBI:             | 5 | Jared Wegner vs. #9 Oklahoma State (Feb. 19 at Arlington, Texas) |
| Doubles:         | 2 | Jace Bohrofen vs. Eastern Illinois (Feb. 25)                     |
|                  | 2 | Kendall Diggs vs. Illinois State (March 1)                       |
| Triples:         | 1 | Jared Wegner vs. #9 Oklahoma State (Feb. 19 at Arlington, Texas) |
|                  | 1 | Peyton Stovall vs. Louisiana Tech (March 11)                     |
| Home runs:       | 1 | (30 times)   |
| Total bases:     | 8 | Kendall Diggs vs. Illinois State (March 1)                       |
| Walks:           | 3 | Jayson Jones vs. #9 Oklahoma State (Feb. 19 at Arlington, Texas) |
| Strikeouts:      | 4 | Caleb Cali vs. Texas (Feb. 17 at Arlington, Texas)               |
| Sac hits:        | 1 | Parker Rowland vs. Louisiana Tech (March 10)                     |
| Sac flies:       | 1 | (10 times)   |
| Stolen bases:    | 2 | Peyton Stovall vs. Grambling (Feb. 21)                           |
|                  | 2 | Jace Bohrofen vs. Eastern Illinois (Feb. 24)                     |
|                  | 2 | Tavian Josenberger vs. Illinois State (March 1)                  |
| Hit by pitch:    | 1 | (18 times)   |
| Caught stealing: | 1 | (6 times)  |
| Runners LOB:     | 5 | Caleb Cali vs. Texas (Feb. 17 at Arlington, Texas)               |

### Fielding

|               |    |  |
|---------------|----|--|
| Putouts:      | 14 | Brady Slavens vs. Illinois State (March 1) |
| Assists:      | 7  | John Bolton vs. Illinois State (March 1)   |
| Errors:       | 2  | John Bolton vs. Illinois State (March 1)   |
| Passed balls: | 2  | Hudson Polk vs. Eastern Illinois (Feb. 26) |

### Pitching

|                  |     |   |
|------------------|-----|---|
| Innings pitched: | 9.0 | Will McEntire vs. Louisiana Tech (March 11)         |
| Runs allowed:    | 4   | (5 times)   |
| Earned runs:     | 4   | (4 times)   |
| Walks allowed:   | 5   | Hagen Smith vs. Wright State (March 3)              |
| Strikeouts:      | 8   | Hagen Smith vs. Texas (Feb. 17 at Arlington, Texas) |
| Hits allowed:    | 8   | Will McEntire vs. Wright State (March 4)            |
| Doubles allowed: | 2   | Zack Morris vs. Illinois State (March 1)            |
|                  | 2   | Will McEntire vs. Wright State (March 4)            |
| Triples allowed: | 1   | Ben Bybee vs. Wright State (March 4)                |
| Homers allowed:  | 2   | Cody Adock vs. Eastern Illinois (Feb. 26)           |
|                  | 2   | Brady Tygart vs. Illinois State (March 1)           |
|                  | 2   | Will McEntire vs. Wright State (March 4)            |
| Wild pitches:    | 2   | Gage Wood vs. Eastern Illinois (Feb. 26)            |
|                  | 2   | Parker Coil vs. Army (March 7)                      |
| Hit batters:     | 1   | (8 times)   |

## THE LAST TIME AN ARKANSAS PLAYER...

|  |  |
|--|--|
| 4 hits in a game.....                                      | Michael Turner vs. #2 Stanford (College World Series), June 18, 2022   |
| 5 hits in a game.....                                      | Peyton Stovall vs. #25 Auburn (College World Series), June 21, 2022  |
| 6 hits in a game.....                                      | Jeremy Jackson vs. Northeastern (Okla.), April 16, 1997  |
| 2 hits in an inning.....                                   | Casey Opitz vs. Eastern Illinois, Feb. 16, 2019  |
| 2 doubles in a game.....                                   | Kendall Diggs vs. Illinois State, March 1, 2023  |
| 3 doubles in a game.....                                   | Trevor Ezell vs. TCU (NCAA Regional), June 1, 2019   |
| 4 doubles in a game.....                                   | Rodney Nye vs. Louisiana Tech, March 31, 1998  |
| Led off a game with a triple.....                          | Braydon Webb vs. #2 Stanford (College World Series), June 18, 2022   |
| 2 triples in a game.....                                   | Jax Biggers vs. Auburn (SEC Tournament), May 25, 2017  |
| Led off a game with a HR.....                              | Matt Goodheart vs. #19 Nebraska (NCAA Regional), June 5, 2021  |
| 2 home runs in a game.....                                 | Robert Moore at #6 Oklahoma State (NCAA Regional), June 4, 2022  |
| 3 home runs in a game.....                                 | Chad Spanberger vs. Auburn (SEC Tournament), May 26, 2017  |
| Grand slam.....  | Braydon Webb vs. Grambling, March 15, 2022   |
| Grand slam in consecutive games.....                       | Cayden Wallace vs. UIC, March 12-13, 2022  |
| HR in consecutive at-bats.....                             | Brady Slavens at Texas A&M, April 23, 2022   |
| HR in 2 straight games.....                                | Jace Bohrofen vs. Louisiana Tech, March 10-11, 2023  |
| HR in 3 straight games.....                                | Jace Bohrofen vs. Army & Louisiana Tech, March 7-11, 2023  |
| HR in 4 straight games.....                                | Jace Bohrofen vs. Wright State, Army & Louisiana Tech, March 5-11, 2023  |
| HR in 5 straight games.....                                | Aaron Murphree vs. OSU, South Dakota State & Siena, March 2-8, 2008  |
| HR in 6 straight games.....                                | Aaron Murphree vs. OSU, South Dakota State & Siena, March 2-9, 2008  |
| Pinch-hit home run.....                                    | Charlie Welch vs. #19 Nebraska (NCAA Regional), June 7, 2021   |
| Inside-the-park home run.....                              | Casey Martin vs. Kentucky, May 3, 2019   |
| Back-to-back home runs.....                                | Brady Slavens & Peyton Stovall vs. Wright State, March 3, 2023   |
| Back-to-back-to-back home runs.....                        | Peyton Stovall, Kendall Diggs & Caleb Cali vs. Illinois State, March 1, 2023   |
| Walk-off home run (non-run rule).....                      | Kendall Diggs vs. Ole Miss, April 30, 2022   |
| Walk-off home run in an SEC game.....                      | Kendall Diggs vs. Ole Miss, April 30, 2022   |
| Hit a home run from both sides of the plate in a game..... | Dylan Leach vs. UCA, April 5, 2022   |
| Hit for the cycle.....                                     | Dylan Leach vs. UCA, April 5, 2022   |
| 4 runs in a game.....                                      | Robert Moore at #6 Oklahoma State (NCAA Regional), June 4, 2022  |
| 5 runs in a game.....                                      | Robert Moore vs. #16 NC State (NCAA Super Regional), June 11, 2021   |
| 6 runs in a game.....                                      | Trevor Ezell vs. Grambling, April 30, 2019   |
| 4 RBI in a game.....                                       | Brady Slavens & Peyton Stovall vs. Wright State, March 3, 2023   |
| 5 RBI in a game.....                                       | Jared Wegner vs. #9 Oklahoma State, Feb. 19, 2023  |
| 6 RBI in a game.....                                       | Brady Slavens vs. UAPB [DH-1], April 12, 2022  |
| 7 RBI in a game.....                                       | Chad Spanberger vs. Auburn (SEC Tournament), May 25, 2017  |
| 8 RBI in a game.....                                       | Rodney Nye vs. ORU, April 14, 1999   |
| 9 RBI in a game.....                                       | Ryan Lundquist vs. Central Missouri St., March 4, 1997   |
| 2 stolen bases in a game.....                              | Tavian Josenberger vs. Illinois State, March 1, 2023   |
| 3 stolen bases in a game.....                              | Andrew Benintendi vs. Stephen F. Austin, April 15, 2015  |
| 4 stolen bases in a game.....                              | Logan Forsythe vs. Ole Miss, May 19, 2007  |
| Stole home.....  | Bobby Wernes vs. Ole Miss, March 28, 2015  |
| 2 errors in a game.....                                    | John Bolton vs. Illinois State, March 1, 2023  |
| 3 errors in a game.....                                    | Bobby Wernes at LSU, April 12, 2014  |
| 4 errors in a game.....                                    | Chris Shaddy vs. TCU, April 27, 1980   |
| 9-inning no-hitter.....                                    | Scott Roehl vs. Kansas St., March 20, 2001   |
| 9-inning combined no-hitter.....                           | Nick Schmidt (6.0 IP), Brian McLelland (1.0 IP), Devin Collis (2.0 IP) vs. Oklahoma State, February 12, 2006                                   |
| 7-inning combined no-hitter.....                           | D. Taccolini (2.0 IP), M. Cronin (3.0 IP), J. Alberius (2.0 IP) vs. Auburn (SEC Tournament), May 25, 2017                                      |
| 1-hitter.....  | Trevor Stephan (7.0 IP) at Tennessee, May 6, 2017  |
| 9-inning combined 1-hitter.....                            | P. Wicklander (5.0 IP), K. Ramage (1.0 IP), J. Kostyshock (1.0 IP), K. Kopps (1.0 IP), M. Cronin (1.0 IP) vs. Western Illinois, March 12, 2019 |
| 7-inning combined 1-hitter.....                            | Kole Ramage (3.0 IP), Elijah Trest (2.0 IP), Issac Bracken (2.0 IP) vs. UAPB [DH-1], April 12, 2022  |
| 2-hitter.....  | Kacey Murphy vs. Florida (SEC Tournament), May 27, 2017  |
| 2-hitter combined.....                                     | Connor Noland (6.0 IP), Evan Taylor (2.0 IP) at Texas A&M, April 22, 2022  |
| 3-hitter.....  | Will McEntire (9.0 IP) vs. Louisiana Tech, March 11, 2023  |
| 3-hitter combined.....                                     | Will McEntire (6.0 IP), Zack Morris (1.2 IP), Evan Taylor (1.1 IP), Heston Tole (1.0 IP) vs. UCA, April 26, 2022                               |
| 7-inning complete game.....                                | Kacey Murphy vs. Florida (SEC Tournament), May 27, 2017  |
| 9-inning complete game.....                                | Will McEntire vs. Louisiana Tech, March 11, 2023   |
| 10-inning complete game.....                               | Dominic Taccolini at #12 Kentucky, April 22, 2016  |
| Complete-game shutout.....                                 | Kacey Murphy vs. Florida (SEC Tournament), May 27, 2017  |
| 10-inning or more start.....                               | Dominic Taccolini at #12 Kentucky (10 innings), April 22, 2016   |
| Had 10 strikeouts.....                                     | Connor Noland vs. Indiana, Feb. 25, 2022   |
| Had 11 strikeouts.....                                     | Connor Noland vs. UIC [DH-1], March 10, 2022   |
| Had 12 strikeouts.....                                     | Trevor Stephan vs. Oral Roberts (NCAA Regional), June 2, 2017  |
| Had 13 strikeouts.....                                     | Isaiah Campbell vs. Stony Brook, March 1, 2019   |
| Had 14 strikeouts.....                                     | David Walling vs. South Carolina, May 16, 1999   |
| Had 15 strikeouts.....                                     | Nick Schmidt vs. Auburn, May 18, 2006  |
| Had 16 strikeouts.....                                     | David Walling vs. Eastern Illinois, Feb. 20, 1998  |
| Had 17 strikeouts.....                                     | Jess Todd vs. South Carolina (SEC Tournament), May 24, 2007  |



## THE LAST TIME AN ARKANSAS TEAM...

|   |   |
|---|---|
| Scored 10 runs                                    | vs. Illinois State, March 1, 2023   |
| Scored 11 runs                                    | vs. #25 Auburn (College World Series), June 21, 2022  |
| Scored 12 runs                                    | vs. Wright State, March 4, 2023   |
| Scored 13 runs                                    | vs. Eastern Illinois, Feb. 24, 2023   |
| Scored 14 runs                                    | vs. Grambling, March 15, 2022   |
| Scored 15 runs                                    | vs. UAPB [DH-1], April 12, 2022   |
| Scored 16 runs                                    | vs. Little Rock, March 29, 2022   |
| Scored 17 runs                                    | vs. #2 Stanford (College World Series), June 18, 2022   |
| Scored 18 runs                                    | vs. #9 Oklahoma State, Feb. 19, 2023  |
| Scored 19 runs                                    | vs. Northwestern State, April 23, 2019  |
| Scored 20 runs                                    | at #6 Oklahoma State (NCAA Regional), June 4, 2022  |
| Scored 21 runs                                    | vs. UCA, April 5, 2022  |
| Scored 22 runs                                    | vs. Louisiana Tech, Feb. 14, 2004   |
| Scored 23 runs                                    | Never   |
| Scored 24 runs                                    | Missouri Southern, Feb. 11, 1998  |
| Scored 25 runs                                    | Missouri Southern, Feb. 4, 2001   |
| Scored 26 runs                                    | vs. UA Pine Bluff, April 14, 2021   |
| Scored 27 runs                                    | Never   |
| Scored 28 runs                                    | vs. Wisconsin-Milwaukee (2), Feb. 18, 2007  |
| Scored 29 runs                                    | Morningside, April 6, 1968  |
| Scored 30 runs                                    | at South Carolina, March 30, 1997   |
| Scored 32 runs                                    | 32 vs. Bucknell, Feb. 17, 2018  |
| Scored 33 runs                                    | 33 vs. Southwest Baptist, March 21, 1984  |
| Had 12 hits                                       | at #11 North Carolina (NCAA Super Regional), June 12, 2022  |
| Had 13 hits                                       | vs. Eastern Illinois, Feb. 25, 2023   |
| Had 14 hits                                       | vs. Wright State, March 4, 2023   |
| Had 15 hits                                       | vs. UAPB [DH-1], April 12, 2022   |
| Had 16 hits                                       | vs. #25 Auburn (College World Series), June 21, 2022  |
| Had 17 hits                                       | vs. #16 NC State (NCAA Super Regional), June 11, 2021   |
| Had 18 hits                                       | vs. South Alabama, March 7, 2020  |
| Had 19 hits                                       | vs. UCA, April 5, 2022  |
| Had 20 hits                                       | vs. Dayton, Feb. 28, 2018   |
| Had 21 hits                                       | vs. #2 Stanford (College World Series), June 18, 2022   |
| Had 22 hits                                       | at #6 Vanderbilt, April 14, 2019  |
| Had 23 hits                                       | Centenary, March 31, 1999   |
| Had 24 hits                                       | Georgia, March 17, 2001   |
| Had 25 hits                                       | at Centenary, March 23, 2005  |
| Had 26-29 hits                                    | 28 at South Carolina, March 30, 1997  |
| Had 30 hits                                       | vs. Saint Louis, April 7, 2010  |
| Had 31+ hits                                      | 32 vs. Southwest Baptist, March 21, 1984  |
| Hit four home runs in a game                      | 4 - Caleb Cali (1), Brady Slavens (1), Peyton Stovall (1), Jared Wegner (1) vs. Wright State, March 3, 2023                                   |
| Hit five home runs in a game                      | 5 - Jalen Battles (1), Christian Franklin (1), Cullen Smith (1), Cayden Wallace (1), Braydon Webb (1) vs. NJIT (NCAA Regional), June 4, 2021  |
| Hit six home runs in a game                       | 6 - Luke Bonfield (1), Dominic Fletcher (1), Jared Gates (1), Grant Koch (1), Casey Martin (1), Carson Shaddy (1) vs. Bucknell, Feb. 17, 2018 |
| Hit seven home runs in a game                     | 7 - Robert Moore (2), Jalen Battles (1), Chris Lanzilli (1), Brady Slavens (1), Michael Turner (1), Cayden Wallace (1) vs. UCA, April 5, 2022 |
| Hit eight or more home runs in a game             | 8 - Matt Goodheart (2), Brady Slavens (2), Cullen Smith (2), Charlie Welch (2) vs. UAPB, April 14, 2021                                       |
| Hit a grand slam in three consecutive games       | vs. UIC, March 12-13, 2022, vs. Grambling, March 15, 2022   |
| 3 errors in a game                                | at Texas A&M, April 24, 2022  |
| 4 errors in a game                                | vs. UA Pine Bluff, April 14, 2021   |
| 5 errors in a game                                | vs. South Carolina (SEC Tournament), May 23, 2018   |
| 6 errors in a game                                | vs. Eastern Illinois, March 5, 2016   |
| 7 errors in a game                                | vs. LA Tech, March 20, 2001   |
| Threw back-to-back shutouts                       | vs. UAPB (15-0, 6-0), April 12, 2022  |
| Most consecutive shutouts thrown                  | 4, vs. Wisconsin, March 15-16, 1980   |
| Was shutout                                       | vs. Ole Miss (College World Series), June 23, 2022  |
| Was shutout in back-to-back games                 | vs. LSU (7-0, 6-0), April 23-24, 2005   |
| Held to 1 hit                                     | vs. Missouri State, May 17, 2016  |
| Held to 2 hits                                    | vs. #24 Vanderbilt, May 15, 2022  |
| Held to 3 hits                                    | at #19 Auburn, May 7, 2022  |
| Did not strikeout                                 | vs. Eastern Illinois, Feb. 16, 2019   |
| Swept an SEC home weekend series                  | vs. #15 LSU, April 14-16, 2022  |
| Swept an SEC road weekend series                  | at #2 Mississippi State, March 26-28, 2021  |
| Was swept in an SEC home weekend series           | vs. Alabama, May 13-15, 2016  |
| Was swept in an SEC road weekend series           | at Mississippi State, April 20-21, 2018   |
| Swept a non-conference home weekend series        | vs. Wright State, March 3-5, 2023   |
| Swept a non-conference road weekend series        | at Northwestern State, Feb. 16-18, 1996   |
| Was swept in a non-conference home weekend series | vs. Long Beach State, Feb. 25-27, 2000  |
| Was swept in a non-conference road weekend series | at UNLV, March 19-21, 1994  |
| Won an SEC home weekend series                    | vs. Ole Miss, April 29-May 1, 2022  |
| Won an SEC road weekend series                    | at #19 Auburn, May 6-8, 2022  |
| Lost an SEC home weekend series                   | vs. #24 Vanderbilt, May 13-15, 2022   |
| Lost an SEC road weekend series                   | at Alabama, May 19-21, 2022   |
| Won a non-conference home weekend series          | vs. Louisiana Tech, March 10-12, 2023   |
| Won a non-conference road weekend series          | at Louisiana Tech, March 12-14, 2021  |
| Lost a non-conference home weekend series         | vs. South Alabama, Feb. 28-March 1, 2014  |
| Lost a non-conference road weekend series         | at Texas A&M, Feb. 27-29, 2004  |
| Lost a midweek game                               | vs. Missouri State, May 3, 2022   |
| Shut out an opponent at home                      | vs. #15 LSU (4-0), April 15, 2022   |
| Shut out an opponent on the road                  | at #15 Auburn (8-0), April 6, 2019  |
| Shut out an SEC opponent at home                  | vs. #15 LSU (4-0), April 15, 2022   |
| Shut out an SEC opponent on the road              | at #15 Auburn (8-0), April 6, 2019  |
| Shut out by an SEC opponent at home               | vs. #24 Vanderbilt (5-0), May 15, 2022  |

# RECORD RUNDOWN

|  |      |
|--|------|
| Overall.....                               | 12-2 |
| vs. top-5 teams.....                       | 0-0  |
| vs. top-10 teams.....                      | 1-0  |
| vs. top-25 teams.....                      | 1-1  |
| vs. unranked teams.....                    | 11-1 |
| At home.....                               | 10-1 |
| On the road.....                           | 0-0  |
| At neutral sites.....                      | 2-1  |
| In day games.....                          | 11-1 |
| In night games.....                        | 1-1  |
| In extra innings.....                      | 1-0  |
| vs. teams over .500.....                   | 4-2  |
| vs. teams .500 or worse.....               | 7-0  |
| vs. right-handed starter.....              | 8-2  |
| vs. left-handed starter.....               | 4-0  |
| When starter receives decision.....        | 8-0  |
| When reliever receives decision.....       | 4-2  |
| When starter goes 5+ innings.....          | 5-1  |
| When starter goes less than 5 innings..... | 7-1  |
| When scoring first.....                    | 8-0  |
| When scoring in 1st inning.....            | 4-1  |
| When opponent scores first.....            | 4-2  |
| When leading after 6 innings.....          | 8-1  |
| When trailing after 6 innings.....         | 1-1  |
| When tied after 6 innings.....             | 3-0  |
| When leading after 7 innings.....          | 8-0  |
| When trailing after 7 innings.....         | 1-2  |
| When tied after 7 innings.....             | 1-0  |
| When leading after 8 innings.....          | 9-0  |
| When trailing after 8 innings.....         | 0-2  |
| When tied after 8 innings.....             | 0-0  |
| In one-run games.....                      | 2-0  |
| In two-run games.....                      | 2-0  |
| In five-run or more games.....             | 6-2  |
| In run-rule games.....                     | 3-0  |
| Weekend series W-L-T.....                  | 3-0  |
| Weekend series sweeps/times swept.....     | 1/0  |
| When scoring 10+ runs.....                 | 6-0  |
| Shutouts/times shut out.....               | 0/0  |
| When opponent scores 5 runs or less.....   | 9-0  |
| When opponent scores 6 runs or more.....   | 3-2  |
| When collecting 0-3 hits.....              | 0-0  |
| When collecting 4-6 hits.....              | 0-1  |
| When collecting 7-9 hits.....              | 5-1  |
| When collecting 10-12 hits.....            | 3-0  |
| When collecting 13+ hits.....              | 4-0  |
| When out-hitting opponent.....             | 9-0  |
| When out-hit by opponent.....              | 2-2  |
| When hits are equal.....                   | 1-0  |
| When hitting a home run.....               | 10-2 |
| When opponent hits a home run.....         | 8-2  |
| When errorless.....                        | 5-1  |
| When committing one error.....             | 5-0  |
| When committing 2 errors.....              | 2-1  |
| When committing 3+ errors.....             | 0-0  |
| When opponent is errorless.....            | 2-0  |
| vs. SEC opponents.....                     | 0-0  |
| vs. SEC East opponents.....                | 0-0  |
| vs. SEC West opponents.....                | 0-0  |
| vs. non-conf. opponents.....               | 12-2 |
| In midweek games.....                      | 3-0  |
| In rubber matches.....                     | 0-0  |
| Game 1 of weekend series.....              | 3-0  |
| Game 2 of weekend series.....              | 3-0  |
| Game 3 of weekend series.....              | 1-1  |
| Game 4 of weekend series.....              | 0-0  |
| In February.....                           | 5-2  |
| In March.....                              | 7-0  |
| In April.....                              | 0-0  |
| In May.....                                | 0-0  |
| In June.....                               | 0-0  |

# MULTI-HIT GAMES

| Name               | 2  | 3 | 4 | 5+ | Total |
|--------------------|----|---|---|----|-------|
| Tavian Josenberger | 7  | - | - | -  | 7     |
| Jace Bohrofen      | 4  | 2 | - | -  | 6     |
| Brady Slavens      | 6  | - | - | -  | 6     |
| Peyton Stovall     | 3  | 3 | - | -  | 6     |
| Jared Wegner       | 4  | 2 | - | -  | 6     |
| John Bolton        | 2  | - | - | -  | 2     |
| Caleb Cali         | 2  | - | - | -  | 2     |
| Kendall Diggs      | 1  | 1 | - | -  | 2     |
| Parker Rowland     | 2  | - | - | -  | 2     |
| Peyton Holt        | 1  | - | - | -  | 1     |
| Jayson Jones       | 1  | - | - | -  | 1     |
| TEAM               | 33 | 8 | 0 | 0  | 41    |

# CAREER MULTI-HIT GAMES

| Name               | 2019 | 2020 | 2021 | 2022 | 2023 | Total |
|--------------------|------|------|------|------|------|-------|
| Brady Slavens      | 8    | -    | 18   | 17   | 6    | 49    |
| Jared Wegner       | 8    | 2    | 6    | 16   | 6    | 39    |
| Tavian Josenberger | -    | -    | 14   | 15   | 7    | 36    |
| Peyton Stovall     | -    | -    | -    | 18   | 6    | 24    |
| John Bolton        | -    | -    | 5    | 15   | 2    | 22    |
| Jace Bohrofen      | -    | 7    | -    | 5    | 6    | 18    |
| Cal Kilgore        | -    | -    | -    | 8    | -    | 8     |
| Hunter Grimes      | 6    | -    | -    | -    | -    | 6     |
| Kendall Diggs      | -    | -    | -    | 2    | 2    | 4     |
| Parker Rowland     | -    | -    | 2    | -    | 2    | 4     |
| Caleb Cali         | -    | -    | -    | -    | 2    | 2     |
| Peyton Holt        | -    | -    | -    | -    | 1    | 1     |
| Jayson Jones       | -    | -    | -    | -    | 1    | 1     |
| Hudson Polk        | -    | -    | -    | 1    | -    | 1     |

# MULTI-RBI GAMES

| Name               | 2  | 3 | 4 | 5+ | Total |
|--------------------|----|---|---|----|-------|
| Jared Wegner       | 3  | 3 | - | 1  | 7     |
| Kendall Diggs      | 3  | 1 | 1 | -  | 5     |
| Jace Bohrofen      | 3  | 1 | - | -  | 4     |
| Tavian Josenberger | 3  | - | - | -  | 3     |
| Peyton Stovall     | 2  | - | 1 | -  | 3     |
| Brady Slavens      | 2  | - | 1 | -  | 3     |
| Caleb Cali         | 3  | - | - | -  | 3     |
| Parker Rowland     | 3  | - | - | -  | 3     |
| Jayson Jones       | 1  | - | - | -  | 1     |
| Ben McLaughlin     | 1  | - | - | -  | 1     |
| John Bolton        | 1  | - | - | -  | 1     |
| Peyton Holt        | 1  | - | - | -  | 1     |
| TEAM               | 26 | 5 | 3 | 1  | 35    |

# HITTING STREAKS

| Name               | Longest | Current |
|--------------------|---------|---------|
| Peyton Stovall     | 7       | 7       |
| Jared Wegner       | 7       | 7       |
| Brady Slavens      | 6       | 2       |
| Tavian Josenberger | 6       | 5       |
| Kendall Diggs      | 5       | 3       |
| Jace Bohrofen      | 5       | 5       |
| John Bolton        | 4       | -       |
| Caleb Cali         | 3       | 2       |
| Parker Rowland     | 3       | 1       |
| Peyton Holt        | 2       | 1       |
| Jayson Jones       | 1       | -       |
| Harold Coll        | 1       | -       |
| Hunter Grimes      | 1       | 1       |
| Hudson Polk        | 1       | -       |
| Mason Neville      | 1       | -       |
| Reese Robinett     | 1       | -       |
| Ben McLaughlin     | 1       | 1       |

# REACHED BASE STREAKS

| Name               | Longest | Current |
|--------------------|---------|---------|
| John Bolton        | 13      | 13      |
| Jace Bohrofen      | 12      | 12      |
| Caleb Cali         | 8       | 8       |
| Peyton Stovall     | 7       | 7       |
| Brady Slavens      | 7       | 7       |
| Jared Wegner       | 7       | 7       |
| Kendall Diggs      | 6       | 6       |
| Tavian Josenberger | 6       | 5       |
| Jayson Jones       | 4       | -       |
| Hudson Polk        | 4       | 1       |
| Parker Rowland     | 4       | 1       |
| Peyton Holt        | 2       | 1       |
| Hunter Grimes      | 2       | 2       |
| Ben McLaughlin     | 1       | 1       |
| Harold Coll        | 1       | -       |
| Mason Neville      | 1       | -       |
| Reese Robinett     | 1       | -       |

# CAREER HOME RUNS

| Name               | Solo | 2R | 3R | GS | Total |
|--------------------|------|----|----|----|-------|
| Brady Slavens      | 15   | 9  | 7  | 1  | 32    |
| Jared Wegner       | 10   | 7  | 2  | 1  | 20    |
| Jace Bohrofen      | 6    | 3  | 1  | -  | 10    |
| Peyton Stovall     | 5    | 4  | -  | -  | 9     |
| Kendall Diggs      | 3    | -  | 5  | -  | 8     |
| Tavian Josenberger | 3    | 1  | 1  | -  | 5     |
| Hunter Grimes      | 4    | -  | -  | -  | 4     |
| Caleb Cali         | 2    | -  | -  | -  | 2     |
| Jayson Jones       | 1    | 1  | -  | -  | 2     |
| Hudson Polk        | 1    | 1  | -  | -  | 2     |
| Parker Rowland     | 1    | 1  | -  | -  | 2     |
| John Bolton        | -    | 1  | -  | -  | 1     |
| Peyton Holt        | 1    | -  | -  | -  | 1     |

# HOME RUN BREAKDOWN

|   |    |
|---|----|
| Total.....                              | 30 |
| at Baum-Walker Stadium.....             | 24 |
| on the Road.....                        | 0  |
| Neutral Site.....                       | 6  |
| vs. RHP.....                            | 24 |
| vs. LHP.....                            | 6  |
| w/ 0 Outs.....                          | 8  |
| w/ 1 Out.....                           | 10 |
| w/ 2 Outs.....                          | 12 |
| Solo.....                               | 18 |
| Two-Run.....                            | 7  |
| Three-Run.....                          | 5  |
| Grand Slam.....                         | 0  |
| Leadoff.....                            | 4  |
| Back-To-Back.....                       | 2  |
| Pinch-Hit.....                          | 0  |
| Walk-Off.....                           | 2  |
| Before 7th Inning.....                  | 12 |
| 7th Inning and Beyond.....              | 8  |
| Opponent Total.....                     | 16 |
| Last HR Given Up.....                   | 2R |
| Longest Stretch Without HR Allowed..... | 1  |
| Current Streak of No HR Allowed.....    | 1  |

# COMEBACKS

defined as any win when trailing after an inning

| Date / Opponent          | Score (Inn.) | Final        |
|--------------------------|--------------|--------------|
| Feb. 21 / Grambling      | 3-6 (4)      | W, 9-7       |
| March 1 / Illinois State | 3-5 (5)      | W, 10-9 (11) |
| March 5 / Wright State   | 0-1 (4)      | W, 6-2       |
| March 7 / Army           | 0-4 (5)      | W, 7-5       |

# BLOWN LEADS

defined as any loss when leading after an inning

| Date / Opponent | Score (Inn.) | Final   |
|-----------------|--------------|---------|
| Feb. 26 / EIU   | 3-1 (5)      | L, 12-3 |



# ||| HOME RUN CHART

| No. | Player                 | Game | Date     | Opponent              | Pitcher               | On Base | Inning | Outs | Count | Score | Final        |
|-----|------------------------|------|----------|-----------------------|-----------------------|---------|--------|------|-------|-------|--------------|
| 1   | Jared Wegner (1)       | 2    | Feb. 18  | vs. #15 TCU           | RHP Cam Brown         | 3       | 1st    | 2    | 2-1   | 0-3   | L, 18-6      |
| 2   | Hudson Polk (1)        | 2    | Feb. 18  | vs. #15 TCU           | RHP Cam Brown         | 0       | 2nd    | 1    | 3-2   | 3-4   | L, 18-6      |
| 3   | Kendall Diggs (1) *    | 2    | Feb. 18  | vs. #15 TCU           | RHP Kole Klecker      | 0       | 6th    | 0    | 3-2   | 4-10  | L, 18-6      |
| 4   | Jayson Jones (1)       | 2    | Feb. 18  | vs. #15 TCU           | RHP Justin Hackett    | 0       | 9th    | 2    | 0-1   | 5-18  | L, 18-6      |
| 5   | Jared Wegner (2)       | 3    | Feb. 19  | vs. #9 Oklahoma State | RHP Evan O'Toole      | 1       | 3rd    | 2    | 1-2   | 8-0   | W, 18-1 (7)  |
| 6   | Tavian Josenberger (1) | 3    | Feb. 19  | vs. #9 Oklahoma State | RHP Gabe Davis        | 0       | 5th    | 2    | 1-2   | 10-1  | W, 18-1 (7)  |
| 7   | Kendall Diggs (2) !    | 5    | Feb. 24  | Eastern Illinois      | RHP Tarron Lawson     | 2       | 7th    | 2    | 1-0   | 10-2  | W, 13-2 (7)  |
| 8   | Tavian Josenberger (2) | 6    | Feb. 25  | Eastern Illinois      | RHP Tyler Conklin     | 1       | 2nd    | 2    | 3-1   | 1-0   | W, 10-3      |
| 9   | Jace Bohrofen (1)      | 7    | Feb. 26  | Eastern Illinois      | RHP Ty Hampton        | 0       | 2nd    | 1    | 2-1   | 0-1   | L, 12-3      |
| 10  | Jared Wegner (3)       | 8    | March 1  | Illinois State        | RHP Thomas Harper     | 1       | 1st    | 1    | 1-0   | 0-1   | W, 10-9 (11) |
| 11  | Peyton Stovall (1) ^   | 8    | March 1  | Illinois State        | RHP Erik Kubiakowicz  | 0       | 7th    | 1    | 2-1   | 5-5   | W, 10-9 (11) |
| 12  | Kendall Diggs (3) ^    | 8    | March 1  | Illinois State        | RHP Erik Kubiakowicz  | 0       | 7th    | 1    | 1-2   | 6-5   | W, 10-9 (11) |
| 13  | Caleb Cali (1) ^       | 8    | March 1  | Illinois State        | RHP Erik Kubiakowicz  | 0       | 7th    | 1    | 0-1   | 7-5   | W, 10-9 (11) |
| 14  | Caleb Cali (2)         | 9    | March 3  | Wright State          | RHP Jake Shirk        | 0       | 2nd    | 2    | 2-0   | 0-0   | W, 12-2 (8)  |
| 15  | Brady Slavens (1) ^    | 9    | March 3  | Wright State          | RHP Jake Shirk        | 2       | 3rd    | 2    | 0-1   | 1-0   | W, 12-2 (8)  |
| 16  | Peyton Stovall (2) ^   | 9    | March 3  | Wright State          | RHP Jake Shirk        | 0       | 3rd    | 2    | 1-2   | 4-0   | W, 12-2 (8)  |
| 17  | Jared Wegner (4) !     | 9    | March 3  | Wright State          | RHP Garret Simpson    | 0       | 8th    | 2    | 2-0   | 11-2  | W, 12-2 (8)  |
| 18  | Peyton Stovall (3)     | 10   | March 4  | Wright State          | LHP Sebastian Gongora | 0       | 1st    | 1    | 1-1   | 0-0   | W, 12-6      |
| 19  | Jared Wegner (5)       | 10   | March 4  | Wright State          | LHP Garrett Peters    | 1       | 3rd    | 0    | 0-0   | 7-1   | W, 12-6      |
| 20  | Jayson Jones (2)       | 10   | March 4  | Wright State          | RHP Ben Vore          | 1       | 6th    | 0    | 0-0   | 9-3   | W, 12-6      |
| 21  | Jace Bohrofen (2)      | 11   | March 5  | Wright State          | RHP Luke Stofel       | 0       | 6th    | 2    | 1-0   | 1-1   | W, 6-2       |
| 22  | Parker Rowland (1) *   | 11   | March 5  | Wright State          | RHP Warren Hartzell   | 0       | 7th    | 0    | 1-0   | 2-1   | W, 6-2       |
| 23  | Jared Wegner (6)       | 12   | March 7  | Army                  | LHP Sean Dennehy      | 2       | 6th    | 1    | 1-2   | 0-4   | W, 7-5       |
| 24  | Jace Bohrofen (3)      | 12   | March 7  | Army                  | LHP Sean Dennehy      | 0       | 6th    | 2    | 1-0   | 3-4   | W, 7-5       |
| 25  | Kendall Diggs (4)      | 12   | March 7  | Army                  | RHP Dom Trippi        | 2       | 8th    | 1    | 0-0   | 4-5   | W, 7-5       |
| 26  | Jace Bohrofen (4)      | 13   | March 10 | Louisiana Tech        | LHP Jonathan Fincher  | 1       | 2nd    | 0    | 1-0   | 0-0   | W, 7-4       |
| 27  | Parker Rowland (2)     | 13   | March 10 | Louisiana Tech        | LHP Jonathan Fincer   | 1       | 2nd    | 1    | 1-1   | 2-0   | W, 7-4       |
| 28  | Kendall Diggs (5) *    | 14   | March 11 | Louisiana Tech        | RHP Rawley Hector     | 0       | 2nd    | 0    | 3-2   | 1-0   | W, 6-1       |
| 29  | Peyton Holt (1)        | 14   | March 11 | Louisiana Tech        | RHP Rawley Hector     | 0       | 2nd    | 0    | 0-0   | 2-0   | W, 6-1       |
| 30  | Jace Bohrofen (5) *    | 14   | March 11 | Louisiana Tech        | RHP Rawley Hector     | 0       | 4th    | 0    | 1-1   | 3-0   | W, 6-1       |

\* - indicates leadoff home run / ^ - indicates back-to-back home run / ! - indicates walk-off home run / + - indicates pinch-hit home run



### STARTERS GAME-BY-GAME

| Opponent         | W-L | IP  | H | R | ER | BB | K |
|------------------|-----|-----|---|---|----|----|---|
| vs. Texas        | --  | 5.0 | 1 | 0 | 0  | 2  | 8 |
| vs. #15 TCU      | --  | 1.1 | 5 | 4 | 4  | 1  | 0 |
| vs. #9 OSU       | W   | 4.0 | 3 | 1 | 1  | 2  | 5 |
| Grambling        | --  | 2.0 | 2 | 2 | 2  | 2  | 3 |
| Eastern Illinois | W   | 4.2 | 3 | 0 | 0  | 3  | 6 |
| Eastern Illinois | W   | 4.2 | 2 | 1 | 1  | 2  | 4 |
| Eastern Illinois | --  | 5.2 | 6 | 2 | 2  | 2  | 4 |
| Illinois State   | --  | 1.0 | 5 | 2 | 2  | 1  | 1 |
| Wright State     | W   | 4.2 | 3 | 1 | 1  | 5  | 7 |
| Wright State     | W   | 5.0 | 8 | 3 | 2  | 3  | 6 |
| Wright State     | W   | 6.0 | 5 | 1 | 1  | 2  | 5 |
| Army             | --  | 3.2 | 6 | 3 | 3  | 1  | 3 |
| Louisiana Tech   | W   | 5.0 | 4 | 2 | 2  | 4  | 7 |
| Louisiana Tech   | W   | 9.0 | 3 | 1 | 0  | 1  | 6 |

### BULLPEN GAME-BY-GAME

| Opponent         | W-L | IP   | H  | R  | ER | BB | K  |
|------------------|-----|------|----|----|----|----|----|
| vs. Texas        | W   | 4.0  | 4  | 2  | 2  | 0  | 5  |
| vs. #15 TCU      | L   | 7.2  | 14 | 14 | 14 | 10 | 7  |
| vs. #9 OSU       | --  | 3.0  | 1  | 0  | 0  | 0  | 5  |
| Grambling        | W   | 7.0  | 11 | 5  | 5  | 3  | 9  |
| Eastern Illinois | --  | 2.1  | 3  | 2  | 2  | 0  | 4  |
| Eastern Illinois | --  | 4.1  | 5  | 2  | 2  | 1  | 4  |
| Eastern Illinois | L   | 3.1  | 8  | 10 | 8  | 4  | 3  |
| Illinois State   | W   | 10.0 | 8  | 7  | 6  | 2  | 8  |
| Wright State     | --  | 3.1  | 6  | 1  | 1  | 1  | 4  |
| Wright State     | --  | 4.0  | 2  | 3  | 3  | 3  | 3  |
| Wright State     | --  | 3.0  | 3  | 1  | 1  | 0  | 1  |
| Army             | W   | 5.1  | 6  | 2  | 2  | 1  | 3  |
| Louisiana Tech   | --  | 4.0  | 4  | 2  | 2  | 1  | 4  |
| Louisiana Tech   | --  | --   | -- | -- | -- | -- | -- |

### TEAM RECORD PER STARTER

| Pitcher (Total Starts) | Record |
|------------------------|--------|
| Hagen Smith (4)        | 4-0    |
| Will McEntire (4)      | 3-1    |
| Hunter Hollan (3)      | 2-1    |
| Ben Bybee (1)          | 1-0    |
| Parker Coil (1)        | 1-0    |
| Zack Morris (1)        | 1-0    |

### QUALITY STARTS

| Pitcher (Total Starts) | QS | Record |
|------------------------|----|--------|
| Hunter Hollan (3)      | 1  | 1-0    |
| Will McEntire (4)      | 1  | 1-0    |
| Hagen Smith (4)        | 0  | 0-0    |
| Ben Bybee (1)          | 0  | 0-0    |
| Parker Coil            | 0  | 0-0    |
| Zack Morris (1)        | 0  | 0-0    |

### RUN SUPPORT

| Pitcher (Total Starts) | Runs | Per Start |
|------------------------|------|-----------|
| Zack Morris (1)        | 10   | 10.0      |
| Hunter Hollan (3)      | 27   | 9.0       |
| Ben Bybee (1)          | 9    | 9.0       |
| Hagen Smith (4)        | 35   | 8.8       |
| Will McEntire (4)      | 34   | 8.5       |
| Parker Coil (1)        | 7    | 7.0       |



# ||| GAME-BY-GAME BATTING ORDER

**RECORD:** 12-2 • **HOME:** 10-1 • **AWAY:** 0-0 • **NEUTRAL:** 2-1 • **SEC:** 0-0

| Date     | Opponent              | 1           | 2        | 3      | 4       | 5        | 6          | 7     | 8       | 9      |
|----------|-----------------------|-------------|----------|--------|---------|----------|------------|-------|---------|--------|
| Feb. 17  | vs. Texas             | Josenberger | Stovall  | Cali   | Slavens | Wegner   | Bohrofen   | Diggs | Polk    | Bolton |
| Feb. 18  | vs. #15 TCU           | Josenberger | Stovall  | Cali   | Slavens | Wegner   | Bohrofen   | Diggs | Polk    | Bolton |
| Feb. 19  | vs. #9 Oklahoma State | Josenberger | Stovall  | Wegner | Slavens | Diggs    | Bohrofen   | Jones | Rowland | Bolton |
| Feb. 21  | Grambling             | Josenberger | Stovall  | Wegner | Slavens | Siggs    | Bohrofen   | Jones | Rowland | Bolton |
| Feb. 24  | Eastern Illinois      | Josenberger | Diggs    | Wegner | Slavens | Bohrofen | McLaughlin | Holt  | Polk    | Bolton |
| Feb. 25  | Eastern Illinois      | Josenberger | Stovall  | Wegner | Slavens | Bohrofen | Diggs      | Cali  | Rowland | Bolton |
| Feb. 26  | Eastern Illinois      | Josenberger | Stovall  | Wegner | Slavens | Bohrofen | Robinett   | Polk  | Neville | Bolton |
| March 1  | Illinois State        | Josenberger | Bohrofen | Wegner | Slavens | Stovall  | Diggs      | Cali  | Rowland | Bolton |
| March 3  | Wright State          | Josenberger | Bohrofen | Wegner | Slavens | Stovall  | Diggs      | Cali  | Rowland | Coll   |
| March 4  | Wright State          | Josenberger | Stovall  | Wegner | Slavens | Cali     | Bohrofen   | Jones | Polk    | Bolton |
| March 5  | Wright State          | Josenberger | Stovall  | Wegner | Slavens | Bohrofen | Diggs      | Cali  | Rowland | Bolton |
| March 7  | Army                  | Josenberger | Stovall  | Wegner | Slavens | Bohrofen | Diggs      | Cali  | Polk    | Bolton |
| March 10 | Louisiana Tech        | Josenberger | Stovall  | Wegner | Slavens | Bohrofen | Cali       | Diggs | Rowland | Bolton |
| March 11 | Louisiana Tech        | Josenberger | Stovall  | Wegner | Slavens | Bohrofen | Diggs      | Holt  | Polk    | Bolton |



RECORD: 12-2 • HOME: 10-1 • AWAY: 0-0 • NEUTRAL: 2-1 • SEC: 0-0

| Date     | Opponent              | C       | 1B         | 2B      | 3B       | SS     | LF     | CF          | RF       | DH      |
|----------|-----------------------|---------|------------|---------|----------|--------|--------|-------------|----------|---------|
| Feb. 17  | vs. Texas             | Polk    | Slavens    | Stovall | Cali     | Bolton | Wegner | Josenberger | Bohrofen | Diggs   |
| Feb. 18  | vs. #15 TCU           | Polk    | Slavens    | Stovall | Cali     | Bolton | Wegner | Josenberger | Bohrofen | Diggs   |
| Feb. 19  | vs. #9 Oklahoma State | Rowland | Slavens    | Stovall | Jones    | Bolton | Wegner | Josenberger | Bohrofen | Diggs   |
| Feb. 21  | Grambling             | Rowland | Slavens    | Stovall | Jones    | Bolton | Wegner | Josenberger | Bohrofen | Diggs   |
| Feb. 24  | Eastern Illinois      | Polk    | McLaughlin | Holt    | Slavens  | Bolton | Wegner | Josenberger | Bohrofen | Diggs   |
| Feb. 25  | Eastern Illinois      | Rowland | Slavens    | Stovall | Cali     | Bolton | Wegner | Josenberger | Bohrofen | Diggs   |
| Feb. 26  | Eastern Illinois      | Polk    | Slavens    | Stovall | Robinett | Bolton | Wegner | Josenberger | Bohrofen | Neville |
| March 1  | Illinois State        | Rowland | Slavens    | Stovall | Cali     | Bolton | Wegner | Josenberger | Bohrofen | Diggs   |
| March 3  | Wright State          | Rowland | Slavens    | Stovall | Cali     | Coll   | Wegner | Josenberger | Bohrofen | Diggs   |
| March 4  | Wright State          | Polk    | Slavens    | Stovall | Cali     | Bolton | Wegner | Josenberger | Bohrofen | Jones   |
| March 5  | Wright State          | Rowland | Slavens    | Stovall | Cali     | Bolton | Wegner | Josenberger | Bohrofen | Diggs   |
| March 7  | Army                  | Polk    | Slavens    | Stovall | Cali     | Bolton | Wegner | Josenberger | Bohrofen | Diggs   |
| March 10 | Louisiana Tech        | Rowland | Slavens    | Stovall | Cali     | Bolton | Wegner | Josenberger | Bohrofen | Diggs   |
| March 11 | Louisiana Tech        | Polk    | Slavens    | Stovall | Holt     | Bolton | Wegner | Josenberger | Bohrofen | Diggs   |



# ||| GAME-BY-GAME HITTING

**RECORD:** 12-2 • **HOME:** 10-1 • **AWAY:** 0-0 • **NEUTRAL:** 2-1 • **SEC:** 0-0

| Date     | Opponent              | AB         | R          | H          | RBI        | 2B        | 3B       | HR        | BB        | IBB      | SB        | CS       | HBP       | SAC      | SF        | GDP       | K         | PO         | A          | E         | Avg         |
|----------|-----------------------|------------|------------|------------|------------|-----------|----------|-----------|-----------|----------|-----------|----------|-----------|----------|-----------|-----------|-----------|------------|------------|-----------|-------------|
| Feb. 17  | vs. Texas             | 34         | 3          | 8          | 3          | 2         | 0        | 0         | 4         | 0        | 0         | 0        | 1         | 0        | 0         | 2         | 12        | 27         | 11         | 1         | .235        |
| Feb. 18  | vs. #15 TCU           | 37         | 6          | 9          | 6          | 2         | 0        | 4         | 2         | 0        | 0         | 0        | 0         | 0        | 0         | 0         | 11        | 27         | 11         | 0         | .239        |
| Feb. 19  | vs. #9 Oklahoma State | 32         | 18         | 14         | 17         | 2         | 1        | 2         | 10        | 0        | 0         | 0        | 3         | 0        | 3         | 0         | 9         | 21         | 5          | 0         | .301        |
| Feb. 21  | Grambling             | 26         | 9          | 9          | 9          | 3         | 0        | 0         | 7         | 0        | 4         | 0        | 2         | 0        | 4         | 1         | 5         | 27         | 9          | 2         | .310        |
| Feb. 24  | Eastern Illinois      | 31         | 13         | 11         | 9          | 0         | 0        | 1         | 5         | 0        | 3         | 0        | 2         | 0        | 0         | 2         | 5         | 21         | 5          | 0         | .319        |
| Feb. 25  | Eastern Illinois      | 37         | 10         | 13         | 10         | 4         | 0        | 1         | 7         | 1        | 1         | 0        | 1         | 0        | 0         | 0         | 6         | 27         | 7          | 0         | .325        |
| Feb. 26  | Eastern Illinois      | 32         | 3          | 4          | 3          | 1         | 0        | 1         | 1         | 0        | 0         | 0        | 0         | 0        | 0         | 0         | 6         | 27         | 7          | 2         | .297        |
| March 1  | Illinois State        | 44         | 10         | 14         | 10         | 4         | 0        | 4         | 5         | 0        | 3         | 1        | 2         | 0        | 0         | 0         | 6         | 33         | 14         | 2         | .300        |
| March 3  | Wright State          | 32         | 12         | 9          | 12         | 2         | 0        | 4         | 6         | 0        | 2         | 0        | 1         | 0        | 0         | 0         | 7         | 24         | 10         | 0         | .298        |
| March 4  | Wright State          | 35         | 12         | 14         | 12         | 3         | 0        | 3         | 9         | 0        | 1         | 1        | 2         | 0        | 1         | 1         | 5         | 27         | 7          | 1         | .309        |
| March 5  | Wright State          | 34         | 6          | 11         | 6          | 1         | 0        | 2         | 5         | 0        | 2         | 1        | 0         | 0        | 0         | 2         | 8         | 27         | 11         | 1         | .310        |
| March 7  | Army                  | 29         | 7          | 8          | 7          | 0         | 0        | 3         | 4         | 0        | 0         | 0        | 2         | 0        | 0         | 3         | 5         | 27         | 12         | 1         | .308        |
| March 10 | Louisiana Tech        | 30         | 7          | 11         | 7          | 0         | 0        | 2         | 9         | 0        | 0         | 2        | 2         | 1        | 2         | 1         | 5         | 27         | 10         | 0         | .312        |
| March 11 | Louisiana Tech        | 31         | 6          | 9          | 6          | 2         | 1        | 3         | 3         | 0        | 0         | 1        | 0         | 0        | 0         | 1         | 5         | 27         | 3          | 1         | .310        |
|          | <b>Totals</b>         | <b>464</b> | <b>122</b> | <b>144</b> | <b>117</b> | <b>26</b> | <b>2</b> | <b>30</b> | <b>77</b> | <b>1</b> | <b>16</b> | <b>6</b> | <b>18</b> | <b>1</b> | <b>10</b> | <b>13</b> | <b>95</b> | <b>369</b> | <b>122</b> | <b>11</b> | <b>.310</b> |



RECORD: 12-2 • HOME: 10-1 • AWAY: 0-0 • NEUTRAL: 2-1 • SEC: 0-0

| Date     | Opponent              | IP           | H          | R         | ER        | BB        | SO         | 2B        | 3B       | HR        | WP       | BK       | HBP      | DP        | IBB      | Score         | W         | L        | SV       | ERA         |
|----------|-----------------------|--------------|------------|-----------|-----------|-----------|------------|-----------|----------|-----------|----------|----------|----------|-----------|----------|---------------|-----------|----------|----------|-------------|
| Feb. 17  | vs. Texas             | 9.0          | 5          | 2         | 2         | 2         | 13         | 1         | 0        | 1         | 1        | 0        | 0        | 2         | 0        | 3-2           | 1         | 0        | 1        | 2.00        |
| Feb. 18  | vs. #15 TCU           | 9.0          | 19         | 18        | 18        | 11        | 7          | 3         | 0        | 1         | 1        | 0        | 3        | 0         | 0        | 6-18          | 1         | 1        | 1        | 10.00       |
| Feb. 19  | vs. #9 Oklahoma State | 7.0          | 4          | 1         | 1         | 2         | 10         | 1         | 0        | 0         | 0        | 0        | 1        | 0         | 0        | 18-1          | 2         | 1        | 1        | 7.56        |
| Feb. 21  | Grambling             | 9.0          | 13         | 7         | 7         | 5         | 12         | 0         | 0        | 1         | 0        | 1        | 0        | 1         | 0        | 9-7           | 3         | 1        | 1        | 7.41        |
| Feb. 24  | Eastern Illinois      | 7.0          | 6          | 2         | 2         | 3         | 10         | 2         | 0        | 0         | 0        | 0        | 2        | 0         | 0        | 13-2          | 4         | 1        | 1        | 6.59        |
| Feb. 25  | Eastern Illinois      | 9.0          | 7          | 3         | 3         | 3         | 8          | 0         | 0        | 2         | 0        | 0        | 0        | 0         | 0        | 10-3          | 5         | 1        | 1        | 5.94        |
| Feb. 26  | Eastern Illinois      | 9.0          | 14         | 12        | 10        | 6         | 7          | 2         | 0        | 3         | 2        | 0        | 0        | 1         | 0        | 3-12          | 5         | 2        | 1        | 6.56        |
| March 1  | Illinois State        | 11.0         | 13         | 9         | 8         | 3         | 9          | 2         | 0        | 3         | 0        | 0        | 1        | 0         | 0        | 10-9          | 6         | 2        | 1        | 6.56        |
| March 3  | Wright State          | 8.0          | 9          | 2         | 2         | 6         | 11         | 0         | 0        | 1         | 1        | 0        | 0        | 0         | 0        | 12-2          | 7         | 2        | 1        | 6.12        |
| March 4  | Wright State          | 9.0          | 10         | 6         | 5         | 6         | 9          | 2         | 1        | 2         | 0        | 2        | 0        | 1         | 0        | 12-6          | 8         | 2        | 1        | 6.00        |
| March 5  | Wright State          | 9.0          | 8          | 2         | 2         | 2         | 6          | 1         | 0        | 0         | 0        | 0        | 1        | 1         | 0        | 6-2           | 9         | 2        | 2        | 5.62        |
| March 7  | Army                  | 9.0          | 12         | 5         | 5         | 2         | 6          | 1         | 0        | 1         | 2        | 0        | 0        | 1         | 0        | 7-5           | 10        | 2        | 2        | 5.57        |
| March 10 | Louisiana Tech        | 9.0          | 8          | 4         | 4         | 5         | 11         | 1         | 0        | 1         | 0        | 0        | 0        | 2         | 0        | 7-4           | 11        | 2        | 3        | 5.45        |
| March 11 | Louisiana Tech        | 9.0          | 3          | 1         | 0         | 1         | 6          | 0         | 0        | 0         | 0        | 0        | 0        | 0         | 0        | 6-1           | 12        | 2        | 3        | 5.05        |
|          | <b>Totals</b>         | <b>123.0</b> | <b>131</b> | <b>74</b> | <b>69</b> | <b>57</b> | <b>125</b> | <b>16</b> | <b>1</b> | <b>16</b> | <b>7</b> | <b>3</b> | <b>8</b> | <b>10</b> | <b>0</b> | <b>122-74</b> | <b>12</b> | <b>2</b> | <b>3</b> | <b>5.05</b> |



## 1 HAROLD COLL

### SEASON HIGHS

| Category     | High | Opponent (Last)       | Date    |
|--------------|------|-----------------------|---------|
| Hits         | 1    | Wright State          | 3/3/23  |
| Runs         | 1    | Wright State          | 3/3/23  |
| Doubles      | --   | --                    | --      |
| Triples      | --   | --                    | --      |
| Home Runs    | --   | --                    | --      |
| RBI          | 1    | vs. #9 Oklahoma State | 2/19/23 |
| Walks        | --   | --                    | --      |
| Stolen Bases | --   | --                    | --      |

### CAREER HIGHS

| Category     | High | Opponent (Last)       | Date    |
|--------------|------|-----------------------|---------|
| Hits         | 1    | Wright State          | 3/1/23  |
| Runs         | 1    | Wright State          | 3/3/23  |
| Doubles      | --   | --                    | --      |
| Triples      | --   | --                    | --      |
| Home Runs    | --   | --                    | --      |
| RBI          | 1    | vs. #9 Oklahoma State | 2/19/23 |
| Walks        | --   | --                    | --      |
| Stolen Bases | --   | --                    | --      |



## 3 ISAAC WEBB

### SEASON HIGHS

| Category     | High | Opponent (Last) | Date |
|--------------|------|-----------------|------|
| Hits         | --   | --              | --   |
| Runs         | --   | --              | --   |
| Doubles      | --   | --              | --   |
| Triples      | --   | --              | --   |
| Home Runs    | --   | --              | --   |
| RBI          | --   | --              | --   |
| Walks        | --   | --              | --   |
| Stolen Bases | --   | --              | --   |

### CAREER HIGHS

| Category     | High | Opponent (Last) | Date |
|--------------|------|-----------------|------|
| Hits         | --   | --              | --   |
| Runs         | --   | --              | --   |
| Doubles      | --   | --              | --   |
| Triples      | --   | --              | --   |
| Home Runs    | --   | --              | --   |
| RBI          | --   | --              | --   |
| Walks        | --   | --              | --   |
| Stolen Bases | --   | --              | --   |



## 5 KENDALL DIGGS

### SEASON HIGHS

| Category     | High | Opponent (Last)     | Date    |
|--------------|------|---------------------|---------|
| Hits         | 3    | (Illinois State)    | 3/1/23  |
| Runs         | 2    | 4x (Louisiana Tech) | 3/10/23 |
| Doubles      | 2    | Illinois State      | 3/1/23  |
| Triples      | --   | --                  | --      |
| Home Runs    | 1    | 5x (Louisiana Tech) | 3/11/23 |
| RBI          | 4    | Eastern Illinois    | 2/24/23 |
| Walks        | 2    | 2x (Wright State)   | 3/5/23  |
| Stolen Bases | --   | --                  | --      |

### CAREER HIGHS

| Category     | High | Opponent (Last)       | Date    |
|--------------|------|-----------------------|---------|
| Hits         | 3    | 2x (Illinois State)   | 3/1/23  |
| Runs         | 2    | 6x (Louisiana Tech)   | 3/10/23 |
| Doubles      | 2    | Illinois State        | 3/1/23  |
| Triples      | --   | --                    | --      |
| Home Runs    | 1    | 8x (Louisiana Tech)   | 3/11/23 |
| RBI          | 4    | 2x (Eastern Illinois) | 2/24/23 |
| Walks        | 2    | 6x (Wright State)     | 3/5/23  |
| Stolen Bases | 1    | at Mizzou             | 3/27/22 |



## 6 CALEB CALI

### SEASON HIGHS

| Category     | High | Opponent (Last)     | Date    |
|--------------|------|---------------------|---------|
| Hits         | 2    | 2x (Wright State)   | 3/4/23  |
| Runs         | 1    | 5x (Wright State)   | 3/5/23  |
| Doubles      | 1    | Wright State        | 3/3/23  |
| Triples      | --   | --                  | --      |
| Home Runs    | 1    | 2x (Wright State)   | 3/3/23  |
| RBI          | 2    | 3x (Wright State)   | 3/4/23  |
| Walks        | 1    | 7x (Louisiana Tech) | 3/10/23 |
| Stolen Bases | --   | --                  | --      |

### CAREER HIGHS

| Category     | High | Opponent (Last)     | Date    |
|--------------|------|---------------------|---------|
| Hits         | 2    | 2x (Wright State)   | 3/4/23  |
| Runs         | 1    | 5x (Wright State)   | 3/5/23  |
| Doubles      | 1    | Wright State        | 3/3/23  |
| Triples      | --   | --                  | --      |
| Home Runs    | 1    | 2x (Wright State)   | 3/3/23  |
| RBI          | 2    | 3x (Wright State)   | 3/4/23  |
| Walks        | 1    | 7x (Louisiana Tech) | 3/10/23 |
| Stolen Bases | --   | --                  | --      |




## 8 JACE BOHROFEN

### SEASON HIGHS

| Category     | High | Opponent (Last)     | Date    |
|--------------|------|---------------------|---------|
| Hits         | 3    | 2x (Wright State)   | 3/5/23  |
| Runs         | 2    | 3x (Army)           | 3/7/23  |
| Doubles      | 2    | Eastern Illinois    | 2/25/23 |
| Triples      | --   | --                  | --      |
| Home Runs    | 1    | 5x (Louisiana Tech) | 3/11/23 |
| RBI          | 3    | Wright State        | 3/5/23  |
| Walks        | 2    | Eastern Illinois    | 2/24/23 |
| Stolen Bases | 2    | Eastern Illinois    | 2/24/23 |

### CAREER HIGHS

| Category     | High | Opponent (Last)       | Date    |
|--------------|------|-----------------------|---------|
| Hits         | 3    | 5x (Wright State)     | 3/5/23  |
| Runs         | 3    | Arkansas State        | 4/20/22 |
| Doubles      | 2    | 3x (Eastern Illinois) | 2/25/23 |
| Triples      | 1    | 4x (Southeastern)     | 3/5/22  |
| Home Runs    | 2    | UCA                   | 4/5/22  |
| RBI          | 6    | UT Arlington          | 3/9/21  |
| Walks        | 3    | at #11 Oklahoma State | 3/30/21 |
| Stolen Bases | 2    | Eastern Illinois      | 2/24/23 |



## 10 PEYTON STOVALL

### SEASON HIGHS

| Category     | High | Opponent (Last)       | Date    |
|--------------|------|-----------------------|---------|
| Hits         | 3    | 3x (Louisiana Tech)   | 3/11/23 |
| Runs         | 3    | 2x (Wright State)     | 3/4/23  |
| Doubles      | 1    | 3x (Louisiana Tech)   | 3/11/23 |
| Triples      | 1    | Louisiana Tech        | 3/11/23 |
| Home Runs    | 1    | 3x (Wright State)     | 3/4/23  |
| RBI          | 4    | Wright State          | 3/3/23  |
| Walks        | 2    | vs. #9 Oklahoma State | 2/19/23 |
| Stolen Bases | 2    | Grambling             | 2/21/23 |

### CAREER HIGHS

| Category     | High | Opponent (Last)            | Date    |
|--------------|------|----------------------------|---------|
| Hits         | 5    | vs. #25 Auburn             | 6/21/22 |
| Runs         | 4    | UCA                        | 4/5/22  |
| Doubles      | 2    | at Texas A&M               | 4/24/22 |
| Triples      | 1    | Louisiana Tech             | 3/11/23 |
| Home Runs    | 1    | 9x (Wright State)          | 3/4/23  |
| RBI          | 4    | vs. #2 Stanford            | 6/18/22 |
| Walks        | 2    | 3x (vs. #9 Oklahoma State) | 2/19/23 |
| Stolen Bases | 2    | Grambling                  | 2/21/23 |



## 9 JOHN BOLTON

### SEASON HIGHS

| Category     | High | Opponent (Last)       | Date    |
|--------------|------|-----------------------|---------|
| Hits         | 2    | 2x (Eastern Illinois) | 2/24/23 |
| Runs         | 2    | Eastern Illinois      | 2/24/23 |
| Doubles      | 1    | 2x (Eastern Illinois) | 2/26/23 |
| Triples      | --   | --                    | --      |
| Home Runs    | --   | --                    | --      |
| RBI          | 2    | vs. #9 Oklahoma State | 2/19/23 |
| Walks        | 2    | Louisiana Tech        | 3/10/23 |
| Stolen Bases | 1    | Wright State          | 3/5/23  |

### CAREER HIGHS

| Category     | High | Opponent (Last)            | Date    |
|--------------|------|----------------------------|---------|
| Hits         | 2    | 22x (Eastern Illinois)     | 2/24/23 |
| Runs         | 4    | Bellarmine                 | 3/1/22  |
| Doubles      | 2    | Murray State               | 5/6/22  |
| Triples      | --   | --                         | --      |
| Home Runs    | 1    | Morehead State             | 5/21/22 |
| RBI          | 2    | 6x (vs. #9 Oklahoma State) | 2/19/23 |
| Walks        | 4    | Bellarmine                 | 3/1/22  |
| Stolen Bases | 2    | 3x (Murray State)          | 5/8/22  |



## 11 JARED WEGNER

### SEASON HIGHS

| Category     | High | Opponent (Last)       | Date    |
|--------------|------|-----------------------|---------|
| Hits         | 3    | 2x (Illinois State)   | 3/1/23  |
| Runs         | 3    | 3x (Wright State)     | 3/4/23  |
| Doubles      | 1    | 2x (Eastern Illinois) | 2/25/23 |
| Triples      | 2    | vs. #9 Oklahoma State | 2/19/23 |
| Home Runs    | 1    | 6x (Army)             | 3/7/23  |
| RBI          | 5    | vs. #9 Oklahoma State | 2/19/23 |
| Walks        | 2    | 3x (Wright State)     | 3/4/23  |
| Stolen Bases | 1    | 3x (Wright State)     | 3/3/23  |

### CAREER HIGHS

| Category     | High | Opponent (Last)            | Date    |
|--------------|------|----------------------------|---------|
| Hits         | 4    | 2x (Seton Hall)            | 4/23/22 |
| Runs         | 3    | 7x (Wright State)          | 3/4/23  |
| Doubles      | 2    | 2x (Butler)                | 5/14/22 |
| Triples      | 1    | 4x (vs. #9 Oklahoma State) | 2/19/23 |
| Home Runs    | 2    | The Citadel                | 4/2/22  |
| RBI          | 7    | Seton Hall                 | 4/23/22 |
| Walks        | 4    | Arizona                    | 4/19/22 |
| Stolen Bases | 2    | St. Thomas                 | 3/6/22  |



**12 TAVIAN JOSENBARGER**

### SEASON HIGHS

| Category     | High | Opponent (Last)       | Date    |
|--------------|------|-----------------------|---------|
| Hits         | 2    | 7x (Louisiana Tech)   | 3/10/23 |
| Runs         | 2    | 4x (Eastern Illinois) | 2/25/23 |
| Doubles      | 1    | 3x (Wright State)     | 3/4/23  |
| Triples      | --   | --                    | --      |
| Home Runs    | 1    | 2x (Eastern Illinois) | 2/25/23 |
| RBI          | 2    | 3x (Grambling)        | 2/25/23 |
| Walks        | 2    | 2x (Louisiana Tech)   | 3/10/23 |
| Stolen Bases | 2    | 2x (Army)             | 3/7/23  |

### CAREER HIGHS

| Category     | High | Opponent (Last)        | Date    |
|--------------|------|------------------------|---------|
| Hits         | 6    | at Oklahoma            | 4/10/21 |
| Runs         | 3    | 5x (Texas Southern)    | 4/20/22 |
| Doubles      | 1    | 24x (Wright State)     | 3/4/23  |
| Triples      | 1    | 6x (Omaha)             | 4/12/22 |
| Home Runs    | 2    | at Charleston Southern | 3/9/22  |
| RBI          | 4    | at Charleston Southern | 3/9/22  |
| Walks        | 3    | at Charleston Southern | 3/8/22  |
| Stolen Bases | 2    | 4x (Illinois State)    | 3/1/23  |




**15 BEN McLAUGHLIN**

### SEASON HIGHS

| Category     | High | Opponent (Last)  | Date    |
|--------------|------|------------------|---------|
| Hits         | 1    | Eastern Illinois | 2/25/23 |
| Runs         | --   | --               | --      |
| Doubles      | --   | --               | --      |
| Triples      | --   | --               | --      |
| Home Runs    | --   | --               | --      |
| RBI          | 2    | Eastern Illinois | 2/25/23 |
| Walks        | 1    | Eastern Illinois | 2/25/23 |
| Stolen Bases | --   | --               | --      |

### CAREER HIGHS

| Category     | High | Opponent (Last)  | Date    |
|--------------|------|------------------|---------|
| Hits         | 1    | Eastern Illinois | 2/25/23 |
| Runs         | --   | --               | --      |
| Doubles      | --   | --               | --      |
| Triples      | --   | --               | --      |
| Home Runs    | --   | --               | --      |
| RBI          | 2    | Eastern Illinois | 2/25/23 |
| Walks        | 1    | Eastern Illinois | 2/25/23 |
| Stolen Bases | --   | --               | --      |



**13 JAYSON JONES**

### SEASON HIGHS

| Category     | High | Opponent (Last)       | Date    |
|--------------|------|-----------------------|---------|
| Hits         | 1    | Wright State          | 3/4/23  |
| Runs         | 2    | vs. #9 Oklahoma State | 2/19/23 |
| Doubles      | 1    | Wright State          | 3/4/23  |
| Triples      | --   | --                    | --      |
| Home Runs    | 1    | 2x (Wright State)     | 3/4/23  |
| RBI          | 2    | Wright State          | 3/4/23  |
| Walks        | 3    | vs. #9 Oklahoma State | 2/19/23 |
| Stolen Bases | 1    | Grambling             | 2/21/23 |

### CAREER HIGHS

| Category     | High | Opponent (Last)       | Date    |
|--------------|------|-----------------------|---------|
| Hits         | 1    | Wright State          | 3/4/23  |
| Runs         | 2    | vs. #9 Oklahoma State | 2/19/23 |
| Doubles      | 1    | Wright State          | 3/4/23  |
| Triples      | --   | --                    | --      |
| Home Runs    | 1    | 2x (Wright State)     | 3/4/23  |
| RBI          | 2    | Wright State          | 3/4/23  |
| Walks        | 3    | vs. #9 Oklahoma State | 2/19/23 |
| Stolen Bases | 1    | Grambling             | 2/21/23 |



**16 HUDSON POLK**

### SEASON HIGHS

| Category     | High | Opponent (Last)     | Date    |
|--------------|------|---------------------|---------|
| Hits         | 1    | vs. #15 TCU         | 2/18/23 |
| Runs         | 2    | Eastern Illinois    | 2/24/23 |
| Doubles      | --   | --                  | --      |
| Triples      | --   | --                  | --      |
| Home Runs    | 1    | vs. #15 TCU         | 2/18/23 |
| RBI          | 1    | 2x (Wright State)   | 3/4/23  |
| Walks        | 1    | 4x (Louisiana Tech) | 3/11/23 |
| Stolen Bases | --   | --                  | --      |

### CAREER HIGHS

| Category     | High | Opponent (Last)      | Date    |
|--------------|------|----------------------|---------|
| Hits         | 3    | Pacific              | 4/16/22 |
| Runs         | 2    | Eastern Illinois     | 2/24/23 |
| Doubles      | 1    | 2x (at Kansas)       | 4/24/22 |
| Triples      | 1    | Pacific              | 4/16/22 |
| Home Runs    | 1    | 2x (vs. #15 TCU)     | 2/18/23 |
| RBI          | 2    | 3x (at Kansas)       | 4/24/22 |
| Walks        | 2    | 2x (at Oral Roberts) | 4/26/22 |
| Stolen Bases | 1    | UTSA                 | 3/13/22 |



## 17 BRADY SLAVENS

### SEASON HIGHS

| Category     | High | Opponent (Last)     | Date    |
|--------------|------|---------------------|---------|
| Hits         | 2    | 6x (Wright State)   | 3/5/23  |
| Runs         | 3    | Wright State        | 3/3/23  |
| Doubles      | 1    | 6x (Louisiana Tech) | 3/11/23 |
| Triples      | --   | --                  | --      |
| Home Runs    | 1    | Wright State        | 3/3/23  |
| RBI          | 4    | Wright State        | 3/3/23  |
| Walks        | 1    | 6x (Louisiana Tech) | 3/10/23 |
| Stolen Bases | 1    | Wright State        | 3/4/23  |

### CAREER HIGHS

| Category     | High | Opponent (Last)            | Date    |
|--------------|------|----------------------------|---------|
| Hits         | 4    | 2x (Arkansas State)        | 4/19/22 |
| Runs         | 3    | 4x (Arkansas State)        | 4/19/22 |
| Doubles      | 2    | at Louisiana Tech          | 3/13/21 |
| Triples      | 1    | 6x (UAPB)                  | 4/12/21 |
| Home Runs    | 2    | 5x (#24 Vanderbilt)        | 5/13/22 |
| RBI          | 6    | UAPB                       | 4/12/22 |
| Walks        | 2    | 12x (at #6 Oklahoma State) | 6/5/22  |
| Stolen Bases | 2    | Rhode Island               | 3/17/19 |



## 18 REESE ROBINETT

### SEASON HIGHS

| Category     | High | Opponent (Last)       | Date    |
|--------------|------|-----------------------|---------|
| Hits         | 1    | vs. #9 Oklahoma State | 2/19/23 |
| Runs         | 1    | vs. #9 Oklahoma State | 2/19/23 |
| Doubles      | --   | --                    | --      |
| Triples      | --   | --                    | --      |
| Home Runs    | --   | --                    | --      |
| RBI          | --   | --                    | --      |
| Walks        | --   | --                    | --      |
| Stolen Bases | --   | --                    | --      |

### CAREER HIGHS

| Category     | High | Opponent (Last)       | Date    |
|--------------|------|-----------------------|---------|
| Hits         | 1    | vs. #9 Oklahoma State | 2/19/23 |
| Runs         | 1    | vs. #9 Oklahoma State | 2/19/23 |
| Doubles      | --   | --                    | --      |
| Triples      | --   | --                    | --      |
| Home Runs    | --   | --                    | --      |
| RBI          | --   | --                    | --      |
| Walks        | --   | --                    | --      |
| Stolen Bases | --   | --                    | --      |



## 21 HUNTER GRIMES

### SEASON HIGHS

| Category     | High | Opponent (Last)       | Date    |
|--------------|------|-----------------------|---------|
| Hits         | 1    | vs. #9 Oklahoma State | 2/19/23 |
| Runs         | 1    | vs. #9 Oklahoma State | 2/19/23 |
| Doubles      | --   | --                    | --      |
| Triples      | --   | --                    | --      |
| Home Runs    | --   | --                    | --      |
| RBI          | --   | --                    | --      |
| Walks        | 1    | Wright State          | 3/4/23  |
| Stolen Bases | --   | --                    | --      |

### CAREER HIGHS

| Category     | High | Opponent (Last)           | Date    |
|--------------|------|---------------------------|---------|
| Hits         | 4    | vs. Western Kentucky      | 5/24/19 |
| Runs         | 4    | vs. Western Kentucky      | 5/24/19 |
| Doubles      | 1    | 2x (vs. Western Kentucky) | 5/24/19 |
| Triples      | --   | --                        | --      |
| Home Runs    | 2    | at Louisiana Tech         | 4/5/19  |
| RBI          | 3    | Lamar                     | 4/9/19  |
| Walks        | 1    | 5x (Wright State)         | 3/4/23  |
| Stolen Bases | --   | --                        | --      |



## 24 PEYTON HOLT

### SEASON HIGHS

| Category     | High | Opponent (Last)     | Date    |
|--------------|------|---------------------|---------|
| Hits         | 2    | Eastern Illinois    | 2/24/23 |
| Runs         | 1    | 2x (Louisiana Tech) | 3/11/23 |
| Doubles      | --   | --                  | --      |
| Triples      | --   | --                  | --      |
| Home Runs    | 1    | Louisiana Tech      | 3/11/23 |
| RBI          | 2    | Eastern Illinois    | 2/24/23 |
| Walks        | --   | --                  | --      |
| Stolen Bases | --   | --                  | --      |

### CAREER HIGHS

| Category     | High | Opponent (Last)     | Date    |
|--------------|------|---------------------|---------|
| Hits         | 2    | Eastern Illinois    | 2/24/23 |
| Runs         | 1    | 2x (Louisiana Tech) | 3/11/23 |
| Doubles      | --   | --                  | --      |
| Triples      | --   | --                  | --      |
| Home Runs    | 1    | Louisiana Tech      | 3/11/23 |
| RBI          | 2    | Eastern Illinois    | 2/24/23 |
| Walks        | --   | --                  | --      |
| Stolen Bases | --   | --                  | --      |



**26 MASON NEVILLE**

### SEASON HIGHS

| Category     | High | Opponent (Last)       | Date    |
|--------------|------|-----------------------|---------|
| Hits         | 1    | vs. #9 Oklahoma State | 2/19/23 |
| Runs         | 1    | Eastern Illinois      | 2/26/23 |
| Doubles      | --   | --                    | --      |
| Triples      | --   | --                    | --      |
| Home Runs    | --   | --                    | --      |
| RBI          | --   | --                    | --      |
| Walks        | 1    | vs. #9 Oklahoma State | 2/19/23 |
| Stolen Bases | --   | --                    | --      |

### CAREER HIGHS

| Category     | High | Opponent (Last)       | Date    |
|--------------|------|-----------------------|---------|
| Hits         | 1    | vs. #9 Oklahoma State | 2/19/23 |
| Runs         | 1    | Eastern Illinois      | 2/26/23 |
| Doubles      | --   | --                    | --      |
| Triples      | --   | --                    | --      |
| Home Runs    | --   | --                    | --      |
| RBI          | --   | --                    | --      |
| Walks        | 1    | vs. #9 Oklahoma State | 2/19/23 |
| Stolen Bases | --   | --                    | --      |



**43 CAL KILGORE**

### SEASON HIGHS

| Category     | High | Opponent (Last) | Date |
|--------------|------|-----------------|------|
| Hits         | --   | --              | --   |
| Runs         | --   | --              | --   |
| Doubles      | --   | --              | --   |
| Triples      | --   | --              | --   |
| Home Runs    | --   | --              | --   |
| RBI          | --   | --              | --   |
| Walks        | --   | --              | --   |
| Stolen Bases | --   | --              | --   |

### CAREER HIGHS

| Category     | High | Opponent (Last)            | Date    |
|--------------|------|----------------------------|---------|
| Hits         | 3    | Utah Tech                  | 5/1/22  |
| Runs         | 2    | 3x (at Utah Valley)        | 5/19/22 |
| Doubles      | 1    | 8x (vs. Sacramento State)  | 5/27/22 |
| Triples      | --   | --                         | --      |
| Home Runs    | --   | --                         | --      |
| RBI          | 2    | 2x (UTRGV)                 | 4/16/22 |
| Walks        | 2    | at Nebraska                | 3/15/22 |
| Stolen Bases | 1    | 5x (vs. Abilene Christian) | 5/28/22 |




**44 PARKER ROWLAND**

### SEASON HIGHS

| Category     | High | Opponent (Last)     | Date    |
|--------------|------|---------------------|---------|
| Hits         | 2    | 2x (Illinois State) | 3/1/23  |
| Runs         | 1    | 5x (Louisiana Tech) | 3/10/23 |
| Doubles      | 1    | 2x (Illinois State) | 3/1/23  |
| Triples      | --   | --                  | --      |
| Home Runs    | 1    | 2x (Louisiana Tech) | 3/10/23 |
| RBI          | 2    | 3x (Louisiana Tech) | 3/10/23 |
| Walks        | 1    | 4x (Louisiana Tech) | 3/10/23 |
| Stolen Bases | --   | --                  | --      |

### CAREER HIGHS

| Category     | High | Opponent (Last)      | Date    |
|--------------|------|----------------------|---------|
| Hits         | 2    | 3x (Illinois State)  | 3/1/23  |
| Runs         | 1    | 10x (Louisiana Tech) | 3/10/23 |
| Doubles      | 1    | 3x (Illinois State)  | 3/1/23  |
| Triples      | --   | --                   | --      |
| Home Runs    | 1    | 2x (Louisiana Tech)  | 3/10/23 |
| RBI          | 2    | 4x (Louisiana Tech)  | 3/10/23 |
| Walks        | 1    | 8x (Louisiana Tech)  | 3/10/23 |
| Stolen Bases | --   | --                   | --      |




## 22 JAXON WIGGINS

### SEASON HIGHS

| Category       | High | Opponent (Last) | Date |
|----------------|------|-----------------|------|
| Innings        | --   | --              | --   |
| Longest Start  | --   | --              | --   |
| Shortest Start | --   | --              | --   |
| Longest Relief | --   | --              | --   |
| Hits           | --   | --              | --   |
| Runs           | --   | --              | --   |
| Earned Runs    | --   | --              | --   |
| Walks          | --   | --              | --   |
| Strikeouts     | --   | --              | --   |

### CAREER HIGHS

| Category       | High | Opponent (Last) | Date    |
|----------------|------|-----------------|---------|
| Innings        | 7.1  | Missouri        | 3/27/22 |
| Longest Start  | 7.1  | Missouri        | 3/27/22 |
| Shortest Start | 0.1  | at Texas A&M    | 4/24/22 |
| Longest Relief | 2.0  | 2x (Texas A&M)  | 4/18/21 |
| Hits           | 9    | 2x (#15 LSU)    | 4/16/22 |
| Runs           | 7    | at Florida      | 4/9/22  |
| Earned Runs    | 7    | at Florida      | 4/9/22  |
| Walks          | 4    | 3x (Kentucky)   | 3/20/22 |
| Strikeouts     | 9    | #15 LSU         | 4/16/22 |




## 28 KOTY FRANK

### SEASON HIGHS

| Category       | High | Opponent (Last)     | Date    |
|----------------|------|---------------------|---------|
| Innings        | 4.0  | Illinois State      | 3/1/23  |
| Longest Start  | --   | --                  | --      |
| Shortest Start | --   | --                  | --      |
| Longest Relief | 4.0  | Illinois State      | 3/1/23  |
| Hits           | 4    | Illinois State      | 3/1/23  |
| Runs           | 3    | Illinois State      | 3/1/23  |
| Earned Runs    | 3    | Illinois State      | 3/1/23  |
| Walks          | 1    | Grambling           | 2/21/23 |
| Strikeouts     | 3    | 2x (Illinois State) | 3/1/23  |

### CAREER HIGHS

| Category       | High | Opponent (Last)        | Date    |
|----------------|------|------------------------|---------|
| Innings        | 6.2  | 2x (BYU)               | 4/14/22 |
| Longest Start  | 6.2  | 2x (BYU)               | 4/14/22 |
| Shortest Start | 4.0  | Iowa                   | 5/1/22  |
| Longest Relief | 4.2  | Sam Houston            | 2/18/22 |
| Hits           | 10   | Michigan               | 3/25/22 |
| Runs           | 6    | Michigan               | 3/25/22 |
| Earned Runs    | 6    | Michigan               | 3/25/22 |
| Walks          | 4    | at Indiana             | 4/24/22 |
| Strikeouts     | 10   | vs. Northwestern State | 3/4/22  |



## 25 BRADY TYGART

### SEASON HIGHS

| Category       | High | Opponent (Last)     | Date    |
|----------------|------|---------------------|---------|
| Innings        | 2.0  | Grambling           | 2/21/23 |
| Longest Start  | --   | --                  | --      |
| Shortest Start | --   | --                  | --      |
| Longest Relief | 2.0  | Grambling           | 2/21/23 |
| Hits           | 2    | 3x (Illinois State) | 3/1/23  |
| Runs           | 4    | Illinois State      | 3/1/23  |
| Earned Runs    | 3    | Illinois State      | 3/1/23  |
| Walks          | 1    | Illinois State      | 3/1/23  |
| Strikeouts     | 4    | Grambling           | 2/21/23 |

### CAREER HIGHS

| Category       | High | Opponent (Last)           | Date   |
|----------------|------|---------------------------|--------|
| Innings        | 3.2  | Mississippi State         | 4/3/22 |
| Longest Start  | --   | --                        | --     |
| Shortest Start | --   | --                        | --     |
| Longest Relief | 3.2  | Mississippi State         | 4/3/22 |
| Hits           | 4    | 2x (at #6 Oklahoma State) | 6/5/22 |
| Runs           | 4    | 2x (Illinois State)       | 3/1/23 |
| Earned Runs    | 4    | at #6 Oklahoma State      | 6/5/22 |
| Walks          | 4    | Ole Miss                  | 5/1/22 |
| Strikeouts     | 7    | Mississippi State         | 4/3/22 |




## 29 AUSTIN LEDBETTER

### SEASON HIGHS

| Category       | High | Opponent (Last) | Date    |
|----------------|------|-----------------|---------|
| Innings        | 3.0  | Wright State    | 3/4/23  |
| Longest Start  | --   | --              | --      |
| Shortest Start | --   | --              | --      |
| Longest Relief | 3.0  | Wright State    | 3/4/23  |
| Hits           | 3    | Army            | 3/7/23  |
| Runs           | 3    | vs. #15 TCU     | 2/18/23 |
| Earned Runs    | 3    | vs. #15 TCU     | 2/18/23 |
| Walks          | 1    | vs. #15 TCU     | 2/18/23 |
| Strikeouts     | 2    | Wright State    | 3/4/23  |

### CAREER HIGHS

| Category       | High | Opponent (Last)        | Date    |
|----------------|------|------------------------|---------|
| Innings        | 3.0  | 2x (Wright State)      | 3/4/23  |
| Longest Start  | 3.0  | UIC                    | 3/10/22 |
| Shortest Start | 2.1  | Grambling              | 3/16/22 |
| Longest Relief | 3.0  | Wright State           | 3/4/23  |
| Hits           | 5    | Grambling              | 3/16/22 |
| Runs           | 3    | 2x (vs. #15 TCU)       | 2/18/23 |
| Earned Runs    | 3    | 2x (vs. #15 TCU)       | 2/18/23 |
| Walks          | 1    | 2x (vs. #15 TCU)       | 2/18/23 |
| Strikeouts     | 5    | Southeastern Louisiana | 3/4/22  |




## 31 DYLAN CARTER

### SEASON HIGHS

| Category       | High | Opponent (Last)     | Date    |
|----------------|------|---------------------|---------|
| Innings        | 3.0  | 2x (Louisiana Tech) | 3/10/23 |
| Longest Start  | --   | --                  | --      |
| Shortest Start | --   | --                  | --      |
| Longest Relief | 3.0  | 2x (Louisiana Tech) | 3/10/23 |
| Hits           | 4    | Wright State        | 3/3/23  |
| Runs           | 3    | vs. #15 TCU         | 2/18/23 |
| Earned Runs    | 3    | vs. #15 TCU         | 2/18/23 |
| Walks          | 1    | 3x (Army)           | 3/7/23  |
| Strikeouts     | 3    | 2x (Louisiana Tech) | 3/10/23 |

### CAREER HIGHS

| Category       | High | Opponent (Last)     | Date    |
|----------------|------|---------------------|---------|
| Innings        | 3.0  | 2x (Louisiana Tech) | 3/10/23 |
| Longest Start  | --   | --                  | --      |
| Shortest Start | --   | --                  | --      |
| Longest Relief | 3.0  | 2x (Louisiana Tech) | 3/10/23 |
| Hits           | 4    | Wright State        | 3/3/23  |
| Runs           | 3    | vs. #15 TCU         | 2/18/23 |
| Earned Runs    | 3    | vs. #15 TCU         | 2/18/23 |
| Walks          | 1    | 3x (Army)           | 3/7/23  |
| Strikeouts     | 3    | 2x (Louisiana Tech) | 3/10/23 |



## 33 HAGEN SMITH

### SEASON HIGHS

| Category       | High | Opponent (Last)     | Date    |
|----------------|------|---------------------|---------|
| Innings        | 5.0  | 2x (Louisiana Tech) | 3/10/23 |
| Longest Start  | 5.0  | 2x (Louisiana Tech) | 3/10/23 |
| Shortest Start | 4.2  | 2x (Wright State)   | 3/3/23  |
| Longest Relief | --   | --                  | --      |
| Hits           | 4    | Louisiana Tech      | 3/10/23 |
| Runs           | 2    | Louisiana Tech      | 3/10/23 |
| Earned Runs    | 2    | Louisiana Tech      | 3/10/23 |
| Walks          | 5    | Wright State        | 3/3/23  |
| Strikeouts     | 8    | vs. Texas           | 2/17/23 |

### CAREER HIGHS

| Category       | High | Opponent (Last)        | Date    |
|----------------|------|------------------------|---------|
| Innings        | 7.0  | 2x (LSU)               | 4/15/22 |
| Longest Start  | 7.0  | 2x (LSU)               | 4/15/22 |
| Shortest Start | 1.1  | at #6 Oklahoma State   | 6/4/22  |
| Longest Relief | 2.0  | at #6 Oklahoma State   | 6/6/22  |
| Hits           | 7    | 2x (Ole Miss)          | 4/30/22 |
| Runs           | 7    | at Florida             | 4/8/22  |
| Earned Runs    | 6    | at Florida             | 4/8/22  |
| Walks          | 5    | 2x (Wright State)      | 3/3/23  |
| Strikeouts     | 9    | Southeastern Louisiana | 3/5/22  |



## 32 ZACK MORRIS

### SEASON HIGHS

| Category       | High | Opponent (Last)     | Date    |
|----------------|------|---------------------|---------|
| Innings        | 3.1  | vs. #15 TCU         | 2/18/23 |
| Longest Start  | 1.0  | Illinois State      | 3/1/23  |
| Shortest Start | --   | --                  | --      |
| Longest Relief | 3.1  | vs. #15 TCU         | 2/18/23 |
| Hits           | 5    | 2x (Illinois State) | 3/1/23  |
| Runs           | 4    | Grambling           | 2/21/23 |
| Earned Runs    | 4    | Grambling           | 2/21/23 |
| Walks          | 1    | 3x (Illinois State) | 3/1/23  |
| Strikeouts     | 2    | 2x (Grambling)      | 2/21/23 |

### CAREER HIGHS

| Category       | High | Opponent (Last)           | Date    |
|----------------|------|---------------------------|---------|
| Innings        | 3.1  | 2x (vs. #15 TCU)          | 2/18/23 |
| Longest Start  | 3.1  | at #6 Oklahoma State      | 6/6/22  |
| Shortest Start | 0.2  | vs. Ole Miss              | 6/20/22 |
| Longest Relief | 3.1  | vs. #15 TCU               | 2/18/23 |
| Hits           | 5    | 2x (Illinois State)       | 3/1/23  |
| Runs           | 4    | Grambling                 | 2/21/23 |
| Earned Runs    | 4    | Grambling                 | 2/21/23 |
| Walks          | 3    | 2x (at #6 Oklahoma State) | 6/6/22  |
| Strikeouts     | 4    | UAPB                      | 4/13/21 |




## 34 NICK GRIFFIN

### SEASON HIGHS

| Category       | High | Opponent (Last) | Date |
|----------------|------|-----------------|------|
| Innings        | --   | --              | --   |
| Longest Start  | --   | --              | --   |
| Shortest Start | --   | --              | --   |
| Longest Relief | --   | --              | --   |
| Hits           | --   | --              | --   |
| Runs           | --   | --              | --   |
| Earned Runs    | --   | --              | --   |
| Walks          | --   | --              | --   |
| Strikeouts     | --   | --              | --   |

### CAREER HIGHS

| Category       | High | Opponent (Last)     | Date    |
|----------------|------|---------------------|---------|
| Innings        | 2.0  | Arkansas State      | 4/19/22 |
| Longest Start  | --   | --                  | --      |
| Shortest Start | --   | --                  | --      |
| Longest Relief | 2.0  | Arkansas State      | 4/19/22 |
| Hits           | 1    | 4x (Missouri State) | 5/3/22  |
| Runs           | 1    | 2x (Missouri State) | 5/3/22  |
| Earned Runs    | 1    | 2x (Missouri State) | 5/3/22  |
| Walks          | 3    | 2x (Arkansas State) | 4/19/22 |
| Strikeouts     | 4    | Arkansas State      | 4/19/22 |




### 35 JORDAN HUSKEY

#### SEASON HIGHS

| Category       | High | Opponent (Last) | Date |
|----------------|------|-----------------|------|
| Innings        | --   | --              | --   |
| Longest Start  | --   | --              | --   |
| Shortest Start | --   | --              | --   |
| Longest Relief | --   | --              | --   |
| Hits           | --   | --              | --   |
| Runs           | --   | --              | --   |
| Earned Runs    | --   | --              | --   |
| Walks          | --   | --              | --   |
| Strikeouts     | --   | --              | --   |

#### CAREER HIGHS

| Category       | High | Opponent (Last) | Date |
|----------------|------|-----------------|------|
| Innings        | --   | --              | --   |
| Longest Start  | --   | --              | --   |
| Shortest Start | --   | --              | --   |
| Longest Relief | --   | --              | --   |
| Hits           | --   | --              | --   |
| Runs           | --   | --              | --   |
| Earned Runs    | --   | --              | --   |
| Walks          | --   | --              | --   |
| Strikeouts     | --   | --              | --   |



### 37 JAKE FAHERTY

#### SEASON HIGHS

| Category       | High | Opponent (Last) | Date   |
|----------------|------|-----------------|--------|
| Innings        | 0.2  | Wright State    | 3/4/23 |
| Longest Start  | --   | --              | --     |
| Shortest Start | --   | --              | --     |
| Longest Relief | 0.2  | Wright State    | 3/4/23 |
| Hits           | 0    | Wright State    | 3/4/23 |
| Runs           | 3    | Wright State    | 3/4/23 |
| Earned Runs    | 3    | Wright State    | 3/4/23 |
| Walks          | 3    | Wright State    | 3/4/23 |
| Strikeouts     | 1    | Wright State    | 3/4/23 |

#### CAREER HIGHS

| Category       | High | Opponent (Last)   | Date   |
|----------------|------|-------------------|--------|
| Innings        | 0.2  | Wright State      | 3/4/23 |
| Longest Start  | --   | --                | --     |
| Shortest Start | --   | --                | --     |
| Longest Relief | 0.2  | Wright State      | 3/4/23 |
| Hits           | 0    | 2x (Wright State) | 3/4/23 |
| Runs           | 3    | Wright State      | 3/4/23 |
| Earned Runs    | 3    | Wright State      | 3/4/23 |
| Walks          | 3    | Wright State      | 3/4/23 |
| Strikeouts     | 1    | 2x (Wright State) | 3/4/23 |



### 36 PARKER COIL

#### SEASON HIGHS

| Category       | High | Opponent (Last) | Date    |
|----------------|------|-----------------|---------|
| Innings        | 3.2  | Army            | 3/7/23  |
| Longest Start  | 3.2  | Army            | 3/7/23  |
| Shortest Start | --   | --              | --      |
| Longest Relief | 1.1  | vs. #15 TCU     | 2/18/23 |
| Hits           | 6    | Army            | 3/7/23  |
| Runs           | 3    | Army            | 3/7/23  |
| Earned Runs    | 3    | Army            | 3/7/23  |
| Walks          | 3    | vs. #15 TCU     | 2/18/23 |
| Strikeouts     | 3    | Army            | 3/7/23  |

#### CAREER HIGHS

| Category       | High | Opponent (Last) | Date    |
|----------------|------|-----------------|---------|
| Innings        | 3.2  | Army            | 3/7/23  |
| Longest Start  | 3.2  | Army            | 3/7/23  |
| Shortest Start | --   | --              | --      |
| Longest Relief | 1.1  | vs. #15 TCU     | 2/18/23 |
| Hits           | 6    | Army            | 3/7/23  |
| Runs           | 3    | Army            | 3/7/23  |
| Earned Runs    | 3    | Army            | 3/7/23  |
| Walks          | 3    | vs. #15 TCU     | 2/18/23 |
| Strikeouts     | 3    | Army            | 3/7/23  |




### 38 SEAN FITZPATRICK

#### SEASON HIGHS

| Category       | High | Opponent (Last) | Date    |
|----------------|------|-----------------|---------|
| Innings        | 0.1  | vs. #15 TCU     | 2/18/23 |
| Longest Start  | --   | --              | --      |
| Shortest Start | --   | --              | --      |
| Longest Relief | 0.1  | vs. #15 TCU     | 2/18/23 |
| Hits           | 2    | vs. #15 TCU     | 2/18/23 |
| Runs           | 0    | vs. #15 TCU     | 2/18/23 |
| Earned Runs    | 0    | vs. #15 TCU     | 2/18/23 |
| Walks          | 0    | vs. #15 TCU     | 2/18/23 |
| Strikeouts     | 1    | vs. #15 TCU     | 2/18/23 |

#### CAREER HIGHS

| Category       | High | Opponent (Last) | Date    |
|----------------|------|-----------------|---------|
| Innings        | 0.1  | vs. #15 TCU     | 2/18/23 |
| Longest Start  | --   | --              | --      |
| Shortest Start | --   | --              | --      |
| Longest Relief | 0.1  | vs. #15 TCU     | 2/18/23 |
| Hits           | 2    | vs. #15 TCU     | 2/18/23 |
| Runs           | 0    | vs. #15 TCU     | 2/18/23 |
| Earned Runs    | 0    | vs. #15 TCU     | 2/18/23 |
| Walks          | 0    | vs. #15 TCU     | 2/18/23 |
| Strikeouts     | 1    | vs. #15 TCU     | 2/18/23 |




## 39 HUNTER HOLLAN

### SEASON HIGHS

| Category       | High | Opponent (Last)       | Date    |
|----------------|------|-----------------------|---------|
| Innings        | 6.0  | Wright State          | 3/5/23  |
| Longest Start  | 6.0  | Wright State          | 3/5/23  |
| Shortest Start | 4.0  | vs. #9 Oklahoma State | 2/19/23 |
| Longest Relief | --   | --                    | --      |
| Hits           | 6    | Eastern Illinois      | 2/26/23 |
| Runs           | 2    | Eastern Illinois      | 2/26/23 |
| Earned Runs    | 2    | Eastern Illinois      | 2/26/23 |
| Walks          | 2    | 3x (Wright State)     | 3/5/23  |
| Strikeouts     | 5    | 2x (Wright State)     | 3/5/23  |

### CAREER HIGHS

| Category       | High | Opponent (Last)       | Date    |
|----------------|------|-----------------------|---------|
| Innings        | 6.0  | Wright State          | 3/5/23  |
| Longest Start  | 6.0  | Wright State          | 3/5/23  |
| Shortest Start | 4.0  | vs. #9 Oklahoma State | 2/19/23 |
| Longest Relief | --   | --                    | --      |
| Hits           | 6    | Eastern Illinois      | 2/26/23 |
| Runs           | 2    | Eastern Illinois      | 2/26/23 |
| Earned Runs    | 2    | Eastern Illinois      | 2/26/23 |
| Walks          | 2    | 3x (Wright State)     | 3/5/23  |
| Strikeouts     | 5    | 2x (Wright State)     | 3/5/23  |




## 41 WILL McENTIRE

### SEASON HIGHS

| Category       | High | Opponent (Last)     | Date    |
|----------------|------|---------------------|---------|
| Innings        | 9.0  | Louisiana Tech      | 3/11/23 |
| Longest Start  | 9.0  | Louisiana Tech      | 3/11/23 |
| Shortest Start | 1.1  | vs. #15 TCU         | 2/18/23 |
| Longest Relief | 0.2  | Grambling           | 2/21/23 |
| Hits           | 8    | Wright State        | 3/4/23  |
| Runs           | 4    | vs. #15 TCU         | 2/18/23 |
| Earned Runs    | 4    | vs. #15 TCU         | 2/18/23 |
| Walks          | 3    | Wright State        | 3/4/23  |
| Strikeouts     | 6    | 2x (Louisiana Tech) | 3/11/23 |

### CAREER HIGHS

| Category       | High | Opponent (Last)           | Date    |
|----------------|------|---------------------------|---------|
| Innings        | 9.0  | Louisiana Tech            | 3/11/23 |
| Longest Start  | 9.0  | Louisiana Tech            | 3/11/23 |
| Shortest Start | 1.1  | vs. #15 TCU               | 2/18/23 |
| Longest Relief | 5.1  | at #6 Oklahoma State      | 6/5/22  |
| Hits           | 8    | 2x (Wright State)         | 3/4/23  |
| Runs           | 4    | vs. #15 TCU               | 2/18/23 |
| Earned Runs    | 4    | vs. #15 TCU               | 2/18/23 |
| Walks          | 4    | 2x (at #6 Oklahoma State) | 6/5/22  |
| Strikeouts     | 9    | vs. #25 Auburn            | 6/21/22 |




## 40 BEN BYBEE

### SEASON HIGHS

| Category       | High | Opponent (Last)   | Date    |
|----------------|------|-------------------|---------|
| Innings        | 2.0  | Grambling         | 2/21/23 |
| Longest Start  | 2.0  | Grambling         | 2/21/23 |
| Shortest Start | --   | --                | --      |
| Longest Relief | 0.1  | 2x (Wright State) | 3/4/23  |
| Hits           | 2    | Grambling         | 2/21/23 |
| Runs           | 2    | Grambling         | 2/21/23 |
| Earned Runs    | 2    | Grambling         | 2/21/23 |
| Walks          | 2    | Grambling         | 2/21/23 |
| Strikeouts     | 3    | Grambling         | 2/21/23 |

### CAREER HIGHS

| Category       | High | Opponent (Last)   | Date    |
|----------------|------|-------------------|---------|
| Innings        | 2.0  | Grambling         | 2/21/23 |
| Longest Start  | 2.0  | Grambling         | 2/21/23 |
| Shortest Start | --   | --                | --      |
| Longest Relief | 0.1  | 2x (Wright State) | 3/4/23  |
| Hits           | 2    | Grambling         | 2/21/23 |
| Runs           | 2    | Grambling         | 2/21/23 |
| Earned Runs    | 2    | Grambling         | 2/21/23 |
| Walks          | 2    | Grambling         | 2/21/23 |
| Strikeouts     | 3    | Grambling         | 2/21/23 |




## 45 GAGE WOOD

### SEASON HIGHS

| Category       | High | Opponent (Last)       | Date    |
|----------------|------|-----------------------|---------|
| Innings        | 1.0  | 2x (Eastern Illinois) | 2/24/23 |
| Longest Start  | --   | --                    | --      |
| Shortest Start | --   | --                    | --      |
| Longest Relief | 1.0  | 2x (Eastern Illinois) | 2/24/23 |
| Hits           | 1    | vs. #15 TCU           | 2/18/23 |
| Runs           | 2    | Eastern Illinois      | 2/26/23 |
| Earned Runs    | 2    | Eastern Illinois      | 2/26/23 |
| Walks          | 2    | 2x (Eastern Illinois) | 2/26/23 |
| Strikeouts     | 3    | vs. #9 Oklahoma State | 2/19/23 |

### CAREER HIGHS


| Category       | High | Opponent (Last)       | Date    |
|----------------|------|-----------------------|---------|
| Innings        | 1.0  | 2x (Eastern Illinois) | 2/24/23 |
| Longest Start  | --   | --                    | --      |
| Shortest Start | --   | --                    | --      |
| Longest Relief | 1.0  | 2x (Eastern Illinois) | 2/24/23 |
| Hits           | 1    | vs. #15 TCU           | 2/18/23 |
| Runs           | 2    | Eastern Illinois      | 2/26/23 |
| Earned Runs    | 2    | Eastern Illinois      | 2/26/23 |
| Walks          | 2    | 2x (Eastern Illinois) | 2/26/23 |
| Strikeouts     | 3    | vs. #9 Oklahoma State | 2/19/23 |

**46 CHRISTIAN FOUTCH****SEASON HIGHS**

| Category       | High | Opponent (Last) | Date |
|----------------|------|-----------------|------|
| Innings        | --   | --              | --   |
| Longest Start  | --   | --              | --   |
| Shortest Start | --   | --              | --   |
| Longest Relief | --   | --              | --   |
| Hits           | --   | --              | --   |
| Runs           | --   | --              | --   |
| Earned Runs    | --   | --              | --   |
| Walks          | --   | --              | --   |
| Strikeouts     | --   | --              | --   |

**CAREER HIGHS**


| Category       | High | Opponent (Last) | Date |
|----------------|------|-----------------|------|
| Innings        | --   | --              | --   |
| Longest Start  | --   | --              | --   |
| Shortest Start | --   | --              | --   |
| Longest Relief | --   | --              | --   |
| Hits           | --   | --              | --   |
| Runs           | --   | --              | --   |
| Earned Runs    | --   | --              | --   |
| Walks          | --   | --              | --   |
| Strikeouts     | --   | --              | --   |

**49 CODY ADCOCK****SEASON HIGHS**

| Category       | High | Opponent (Last)     | Date    |
|----------------|------|---------------------|---------|
| Innings        | 2.2  | Wright State        | 3/5/23  |
| Longest Start  | --   | --                  | --      |
| Shortest Start | --   | --                  | --      |
| Longest Relief | 2.2  | Wright State        | 3/5/23  |
| Hits           | 4    | Eastern Illinois    | 2/26/23 |
| Runs           | 4    | Eastern Illinois    | 2/26/23 |
| Earned Runs    | 4    | Eastern Illinois    | 2/26/23 |
| Walks          | 1    | 2x (Louisiana Tech) | 3/10/23 |
| Strikeouts     | 2    | 4x (Louisiana Tech) | 3/10/23 |

**CAREER HIGHS**


| Category       | High | Opponent (Last)       | Date    |
|----------------|------|-----------------------|---------|
| Innings        | 4.1  | vs. Arkansas          | 5/29/21 |
| Longest Start  | 4.1  | vs. Arkansas          | 5/29/21 |
| Shortest Start | 2.0  | Arkansas State        | 5/4/21  |
| Longest Relief | 2.0  | 4x (Illinois State)   | 3/1/23  |
| Hits           | 5    | vs. Arkansas          | 5/29/21 |
| Runs           | 4    | 2x (Eastern Illinois) | 2/26/23 |
| Earned Runs    | 4    | Eastern Illinois      | 2/26/23 |
| Walks          | 2    | 3x (vs. Arkansas)     | 5/29/21 |
| Strikeouts     | 3    | 3x (UT Martin)        | 5/18/21 |

**48 COOPER DOSSETT****SEASON HIGHS**

| Category       | High | Opponent (Last)  | Date    |
|----------------|------|------------------|---------|
| Innings        | 1.0  | Eastern Illinois | 2/26/23 |
| Longest Start  | --   | --               | --      |
| Shortest Start | --   | --               | --      |
| Longest Relief | 1.0  | Eastern Illinois | 2/26/23 |
| Hits           | 2    | vs. #15 TCU      | 2/18/23 |
| Runs           | 4    | vs. #15 TCU      | 2/18/23 |
| Earned Runs    | 4    | vs. #15 TCU      | 2/18/23 |
| Walks          | 3    | vs. #15 TCU      | 2/18/23 |
| Strikeouts     | 2    | vs. #15 TCU      | 2/18/23 |

**CAREER HIGHS**

| Category       | High | Opponent (Last)  | Date    |
|----------------|------|------------------|---------|
| Innings        | 1.0  | Eastern Illinois | 2/26/23 |
| Longest Start  | --   | --               | --      |
| Shortest Start | --   | --               | --      |
| Longest Relief | 1.0  | Eastern Illinois | 2/26/23 |
| Hits           | 2    | vs. #15 TCU      | 2/18/23 |
| Runs           | 4    | vs. #15 TCU      | 2/18/23 |
| Earned Runs    | 4    | vs. #15 TCU      | 2/18/23 |
| Walks          | 3    | vs. #15 TCU      | 2/18/23 |
| Strikeouts     | 2    | vs. #15 TCU      | 2/18/23 |

**55 JOSH HYNEMAN****SEASON HIGHS**

| Category       | High | Opponent (Last) | Date |
|----------------|------|-----------------|------|
| Innings        | --   | --              | --   |
| Longest Start  | --   | --              | --   |
| Shortest Start | --   | --              | --   |
| Longest Relief | --   | --              | --   |
| Hits           | --   | --              | --   |
| Runs           | --   | --              | --   |
| Earned Runs    | --   | --              | --   |
| Walks          | --   | --              | --   |
| Strikeouts     | --   | --              | --   |

**CAREER HIGHS**

| Category       | High | Opponent (Last) | Date |
|----------------|------|-----------------|------|
| Innings        | --   | --              | --   |
| Longest Start  | --   | --              | --   |
| Shortest Start | --   | --              | --   |
| Longest Relief | --   | --              | --   |
| Hits           | --   | --              | --   |
| Runs           | --   | --              | --   |
| Earned Runs    | --   | --              | --   |
| Walks          | --   | --              | --   |
| Strikeouts     | --   | --              | --   |

# A ||| OVERALL STATISTICS

Record: 12-2 Home: 10-1 Away: 0-0 Neutral: 2-1 SEC: 0-0

| Player             | avg   | gp-gs | ab  | r   | h   | 2b | 3b | hr | rbi | tb  | slg%  | bb | hp | so  | gdp | ob%   | sf | sh | sb-att | po  | a   | e  | fld%  |
|--------------------|-------|-------|-----|-----|-----|----|----|----|-----|-----|-------|----|----|-----|-----|-------|----|----|--------|-----|-----|----|-------|
| Jace Bohrofen      | .442  | 14-14 | 43  | 15  | 19  | 4  | 0  | 5  | 13  | 38  | .884  | 10 | 5  | 11  | 0   | .576  | 1  | 0  | 2-2    | 25  | 1   | 0  | 1.000 |
| Jared Wegner       | .389  | 14-14 | 54  | 20  | 21  | 2  | 1  | 6  | 23  | 43  | .796  | 10 | 1  | 10  | 0   | .485  | 1  | 0  | 3-3    | 21  | 0   | 0  | 1.000 |
| Peyton Stovall     | .373  | 13-13 | 51  | 15  | 19  | 3  | 1  | 3  | 12  | 33  | .647  | 5  | 3  | 8   | 1   | .443  | 2  | 0  | 2-2    | 27  | 23  | 0  | 1.000 |
| Tavian Josenberger | .333  | 14-14 | 57  | 11  | 19  | 3  | 0  | 2  | 9   | 28  | .491  | 8  | 1  | 10  | 0   | .412  | 2  | 0  | 5-8    | 46  | 2   | 0  | 1.000 |
| Brady Slavens      | .315  | 14-14 | 54  | 14  | 17  | 6  | 0  | 1  | 11  | 26  | .481  | 6  | 1  | 9   | 3   | .393  | 0  | 0  | 2-2    | 96  | 6   | 0  | 1.000 |
| Kendall Diggs      | .308  | 12-12 | 39  | 13  | 12  | 2  | 0  | 5  | 15  | 29  | .744  | 10 | 2  | 7   | 2   | .462  | 1  | 0  | 0-0    | 0   | 0   | 0  | .000  |
| John Bolton        | .233  | 13-13 | 43  | 9   | 10  | 2  | 0  | 0  | 6   | 12  | .279  | 6  | 2  | 9   | 0   | .346  | 1  | 0  | 1-1    | 9   | 42  | 2  | .962  |
| Caleb Cali         | .226  | 11-9  | 31  | 6   | 7   | 1  | 0  | 2  | 6   | 14  | .452  | 7  | 1  | 14  | 2   | .385  | 0  | 0  | 0-2    | 4   | 19  | 2  | .920  |
| -----              |       |       |     |     |     |    |    |    |     |     |       |    |    |     |     |       |    |    |        |     |     |    |       |
| Hunter Grimes      | 1.000 | 2-0   | 1   | 1   | 1   | 0  | 0  | 0  | 0   | 1   | 1.000 | 1  | 0  | 0   | 0   | 1.000 | 0  | 0  | 0-0    | 0   | 0   | 0  | .000  |
| Peyton Holt        | .364  | 6-2   | 11  | 2   | 4   | 0  | 0  | 1  | 4   | 7   | .636  | 0  | 0  | 1   | 1   | .364  | 0  | 0  | 0-0    | 3   | 5   | 1  | .889  |
| Parker Rowland     | .259  | 8-7   | 27  | 5   | 7   | 2  | 0  | 2  | 10  | 15  | .556  | 4  | 0  | 7   | 1   | .344  | 1  | 1  | 0-0    | 64  | 5   | 1  | .986  |
| Jayson Jones       | .250  | 5-3   | 12  | 4   | 3   | 1  | 0  | 2  | 3   | 10  | .833  | 4  | 0  | 3   | 1   | .438  | 0  | 0  | 1-1    | 0   | 4   | 0  | 1.000 |
| Reese Robinett     | .200  | 4-1   | 5   | 1   | 1   | 0  | 0  | 0  | 0   | 1   | .200  | 0  | 0  | 1   | 0   | .200  | 0  | 0  | 0-0    | 2   | 3   | 0  | 1.000 |
| Mason Neville      | .200  | 5-1   | 5   | 1   | 1   | 0  | 0  | 0  | 0   | 1   | .200  | 1  | 0  | 2   | 0   | .333  | 0  | 0  | 0-0    | 1   | 0   | 0  | 1.000 |
| Harold Coll        | .167  | 4-1   | 6   | 1   | 1   | 0  | 0  | 0  | 1   | 1   | .167  | 0  | 0  | 1   | 0   | .143  | 1  | 0  | 0-0    | 0   | 2   | 0  | 1.000 |
| Ben McLaughlin     | .167  | 4-1   | 6   | 0   | 1   | 0  | 0  | 0  | 2   | 1   | .167  | 1  | 0  | 0   | 1   | .286  | 0  | 0  | 0-0    | 7   | 0   | 0  | 1.000 |
| Hudson Polk        | .053  | 8-7   | 19  | 4   | 1   | 0  | 0  | 1  | 2   | 4   | .211  | 4  | 2  | 2   | 1   | .280  | 0  | 0  | 0-1    | 58  | 1   | 0  | 1.000 |
| Totals             | .310  | 14    | 464 | 122 | 144 | 26 | 2  | 30 | 117 | 264 | .569  | 77 | 18 | 95  | 13  | .420  | 10 | 1  | 16-22  | 369 | 122 | 11 | .978  |
| Opponents          | .275  | 14    | 477 | 74  | 131 | 16 | 1  | 16 | 69  | 197 | .413  | 57 | 8  | 125 | 7   | .356  | 8  | 6  | 14-17  | 343 | 131 | 16 | .967  |

LOB - Team (106), Opp (113). DPs turned - Team (10), Opp (15). CI - Team (0), Opp (1). IBB - Team (1), Slavens 1. Picked off - Stovall 1.

## (All games Sorted by Earned run avg)

| Player           | era   | w-l  | app | gs | cg | sho | sv | ip    | h   | r   | er  | bb | so  | 2b | 3b | hr | b/avg | wp | hp | bk | sfa | sha |
|------------------|-------|------|-----|----|----|-----|----|-------|-----|-----|-----|----|-----|----|----|----|-------|----|----|----|-----|-----|
| Hagen Smith      | 1.40  | 3-0  | 4   | 4  | 0  | 0/0 | 0  | 19.1  | 11  | 3   | 3   | 14 | 28  | 2  | 0  | 1  | .167  | 1  | 0  | 0  | 0   | 1   |
| Hunter Hollan    | 2.30  | 2-0  | 3   | 3  | 0  | 0/0 | 0  | 15.2  | 14  | 4   | 4   | 6  | 14  | 3  | 0  | 1  | .246  | 0  | 1  | 0  | 2   | 0   |
| Koty Frank       | 3.09  | 0-0  | 6   | 0  | 0  | 0/0 | 0  | 11.2  | 9   | 4   | 4   | 1  | 9   | 0  | 0  | 2  | .214  | 1  | 0  | 0  | 0   | 1   |
| Dylan Carter     | 3.46  | 2-0  | 6   | 0  | 0  | 0/0 | 1  | 13.0  | 12  | 5   | 5   | 3  | 10  | 1  | 0  | 0  | .250  | 0  | 1  | 0  | 1   | 0   |
| Will McEntire    | 3.48  | 3-0  | 5   | 4  | 1  | 0/0 | 0  | 20.2  | 22  | 10  | 8   | 8  | 16  | 3  | 0  | 3  | .268  | 0  | 0  | 0  | 0   | 0   |
| -----            |       |      |     |    |    |     |    |       |     |     |     |    |     |    |    |    |       |    |    |    |     |     |
| Sean Fitzpatrick | 0.00  | 0-0  | 1   | 0  | 0  | 0/0 | 0  | 0.1   | 2   | 0   | 0   | 0  | 1   | 1  | 0  | 0  | .667  | 1  | 0  | 0  | 0   | 0   |
| Brady Tygart     | 5.68  | 1-0  | 4   | 0  | 0  | 0/0 | 1  | 6.1   | 6   | 5   | 4   | 1  | 10  | 0  | 0  | 2  | .231  | 0  | 1  | 0  | 0   | 0   |
| Parker Coil      | 6.75  | 0-0  | 4   | 1  | 0  | 0/0 | 0  | 6.2   | 12  | 6   | 5   | 5  | 4   | 1  | 0  | 2  | .414  | 2  | 0  | 0  | 2   | 0   |
| Ben Bybee        | 6.75  | 0-0  | 3   | 1  | 0  | 0/0 | 0  | 2.2   | 3   | 2   | 2   | 2  | 4   | 0  | 1  | 1  | .273  | 0  | 1  | 0  | 0   | 0   |
| Austin Ledbetter | 8.10  | 0-0  | 4   | 0  | 0  | 0/0 | 0  | 6.2   | 8   | 6   | 6   | 1  | 4   | 1  | 0  | 0  | .320  | 0  | 1  | 0  | 2   | 0   |
| Cody Adcock      | 8.68  | 1-1  | 7   | 0  | 0  | 0/0 | 1  | 9.1   | 14  | 9   | 9   | 2  | 11  | 2  | 0  | 4  | .350  | 0  | 1  | 0  | 1   | 1   |
| Gage Wood        | 9.00  | 0-0  | 4   | 0  | 0  | 0/0 | 0  | 2.0   | 1   | 2   | 2   | 4  | 5   | 0  | 0  | 0  | .143  | 2  | 1  | 0  | 0   | 0   |
| Zack Morris      | 14.21 | 0-1  | 4   | 1  | 0  | 0/0 | 0  | 6.1   | 15  | 11  | 10  | 3  | 5   | 2  | 0  | 0  | .469  | 0  | 0  | 1  | 0   | 3   |
| Cooper Dossett   | 21.60 | 0-0  | 2   | 0  | 0  | 0/0 | 0  | 1.2   | 2   | 4   | 4   | 4  | 3   | 0  | 0  | 0  | .286  | 0  | 1  | 0  | 0   | 0   |
| Jake Faherty     | 40.50 | 0-0  | 1   | 0  | 0  | 0/0 | 0  | 0.2   | 0   | 3   | 3   | 3  | 1   | 0  | 0  | 0  | .000  | 0  | 0  | 2  | 0   | 0   |
| Totals           | 5.05  | 12-2 | 14  | 14 | 1  | 0/0 | 3  | 123.0 | 131 | 74  | 69  | 57 | 125 | 16 | 1  | 16 | .275  | 7  | 8  | 3  | 8   | 6   |
| Opponents        | 8.50  | 2-12 | 14  | 14 | 0  | 0/0 | 0  | 114.1 | 144 | 122 | 108 | 77 | 95  | 26 | 2  | 30 | .310  | 18 | 18 | 5  | 10  | 1   |

PB - Team (3), Polk 3, Opp (1). Pickoffs - Team (0), Opp (1). SBA/ATT - Polk (10-10), Rowland (4-6), McEntire (2-3), Morris (3-3), Coil (1-2), Tygart (2-2), Wood (2-2), Hollan (1-2), Frank (1-1), Ledbetter (1-1), Smith (1-1).

| Score by innings | 1  | 2  | 3  | 4 | 5  | 6  | 7  | 8  | 9 | EX | Total |
|------------------|----|----|----|---|----|----|----|----|---|----|-------|
| Arkansas         | 10 | 21 | 20 | 3 | 15 | 11 | 26 | 14 | 1 | 1  | 122   |
| Opponents        | 10 | 2  | 3  | 8 | 10 | 10 | 9  | 13 | 9 | 0  | 74    |

**Record when ...**

|                      |      |                      |     |
|----------------------|------|----------------------|-----|
| Overall              | 12-2 | After 6 leading      | 8-1 |
| Conference           | 0-0  | ..... trailing       | 1-1 |
| Non-Conference       | 12-2 | ..... tied           | 3-0 |
| Home games           | 10-1 | After 7 leading      | 8-0 |
| Away games           | 0-0  | ..... trailing       | 1-2 |
| Neutral site         | 2-1  | ..... tied           | 1-0 |
| Day games            | 12-2 | After 8 leading      | 9-0 |
| Night games          | 0-0  | ..... trailing       | 0-2 |
| vs Left starter      | 4-0  | ..... tied           | 0-0 |
| vs Right starter     | 8-2  |                      |     |
| 1-Run games          | 2-0  | Hit 0 home runs      | 2-0 |
| 2-Run games          | 2-0  | ... 1 home run       | 2-1 |
| 5+Run games          | 6-2  | ... 2+ home runs     | 8-1 |
| Extra innings        | 1-0  |                      |     |
| Shutouts             | 0-0  | Opponent 0 home runs | 4-0 |
|                      |      | ..... 1 home run     | 5-1 |
| Scoring 0-2 runs     | 0-0  | ..... 2+ HRs         | 3-1 |
| ..... 3-5 runs       | 1-1  |                      |     |
| ..... 6-9 runs       | 5-1  | Made 0 errors        | 5-1 |
| ..... 10+ runs       | 6-0  | .... 1 error         | 5-0 |
|                      |      | .... 2+ errors       | 2-1 |
| Opponent 0-2 runs    | 6-0  |                      |     |
| ..... 3-5 runs       | 3-0  | Opp. made 0 errors   | 2-0 |
| ..... 6-9 runs       | 3-0  | ..... 1 error        | 8-1 |
| ..... 10+ runs       | 0-2  | ..... 2+ errors      | 2-1 |
| Scored in 1st inning | 4-1  | Out-hit opponent     | 9-0 |
| Opp. scored in 1st   | 4-2  | Out-hit by opponent  | 2-2 |
| Scores first         | 8-0  | Hits are tied        | 1-0 |
| Opp. scores first    | 4-2  |                      |     |

**Record when team scores:**

|      |     |     |     |     |     |     |     |     |     |     |     |
|------|-----|-----|-----|-----|-----|-----|-----|-----|-----|-----|-----|
| Runs | 0   | 1   | 2   | 3   | 4   | 5   | 6   | 7   | 8   | 9   | 10+ |
| W-L  | 0-0 | 0-0 | 0-0 | 1-1 | 0-0 | 0-0 | 2-1 | 2-0 | 0-0 | 1-0 | 6-0 |

**Record when opponent scores:**

|      |     |     |     |     |     |     |     |     |     |     |     |
|------|-----|-----|-----|-----|-----|-----|-----|-----|-----|-----|-----|
| Runs | 0   | 1   | 2   | 3   | 4   | 5   | 6   | 7   | 8   | 9   | 10+ |
| W-L  | 0-0 | 2-0 | 4-0 | 1-0 | 1-0 | 1-0 | 1-0 | 1-0 | 0-0 | 1-0 | 0-2 |

**Record when leading after:**

|      |     |     |     |     |     |     |     |     |
|------|-----|-----|-----|-----|-----|-----|-----|-----|
| Inn. | 1   | 2   | 3   | 4   | 5   | 6   | 7   | 8   |
| W-L  | 4-0 | 7-0 | 8-0 | 7-0 | 7-1 | 8-1 | 8-0 | 9-0 |

**Record when trailing after:**

|      |     |     |     |     |     |     |     |     |
|------|-----|-----|-----|-----|-----|-----|-----|-----|
| Inn. | 1   | 2   | 3   | 4   | 5   | 6   | 7   | 8   |
| W-L  | 3-1 | 3-0 | 3-0 | 4-0 | 3-1 | 1-1 | 1-2 | 0-2 |

**Record when tied after:**

|      |     |     |     |     |     |     |     |     |
|------|-----|-----|-----|-----|-----|-----|-----|-----|
| Inn. | 1   | 2   | 3   | 4   | 5   | 6   | 7   | 8   |
| W-L  | 5-1 | 2-2 | 1-2 | 1-2 | 2-0 | 3-0 | 1-0 | 0-0 |

Current winning streak: 7

Longest winning streak: 7

Longest losing streak: 1

Home attendance : 103303 ( 11 dates avg = 9391 )

Away attendance : 52116 ( 3 dates avg = 17372 )

Total attendance: 155419 ( 14 dates avg = 11101 )

## Starting Lineup By Position (Team W-L record when starter)

|                    |    |        |
|--------------------|----|--------|
| PITCHER:           |    |        |
| Hagen Smith        | 4  | (4-0)  |
| Will McEntire      | 4  | (3-1)  |
| Hunter Hollan      | 3  | (2-1)  |
| Zack Morris        | 1  | (1-0)  |
| Parker Coil        | 1  | (1-0)  |
| Ben Bybee          | 1  | (1-0)  |
| CATCHER:           |    |        |
| Hudson Polk        | 7  | (5-2)  |
| Parker Rowland     | 7  | (7-0)  |
| FIRST BASE:        |    |        |
| Brady Slavens      | 13 | (11-2) |
| Ben McLaughlin     | 1  | (1-0)  |
| SECOND BASE:       |    |        |
| Peyton Stovall     | 13 | (11-2) |
| Peyton Holt        | 1  | (1-0)  |
| THIRD BASE:        |    |        |
| Caleb Cali         | 9  | (8-1)  |
| Jayson Jones       | 2  | (2-0)  |
| Reese Robinett     | 1  | (0-1)  |
| Brady Slavens      | 1  | (1-0)  |
| Peyton Holt        | 1  | (1-0)  |
| SHORTSTOP:         |    |        |
| John Bolton        | 13 | (11-2) |
| Harold Coll        | 1  | (1-0)  |
| LEFT FIELD:        |    |        |
| Jared Wegner       | 14 | (12-2) |
| CENTER FIELD:      |    |        |
| Tavian Josenberger | 14 | (12-2) |
| RIGHT FIELD:       |    |        |
| Jace Bohrofen      | 14 | (12-2) |
| DESIGNATED HITTER: |    |        |
| Kendall Diggs      | 12 | (11-1) |
| Mason Neville      | 1  | (0-1)  |
| Jayson Jones       | 1  | (1-0)  |

## Starting Lineup By Lineup Spot (Team W-L record when starter)

|                    |    |        |
|--------------------|----|--------|
| LEADOFF:           |    |        |
| Tavian Josenberger | 14 | (12-2) |
| 2ND SPOT:          |    |        |
| Peyton Stovall     | 11 | (9-2)  |
| Jace Bohrofen      | 2  | (2-0)  |
| Kendall Diggs      | 1  | (1-0)  |
| 3RD SPOT:          |    |        |
| Jared Wegner       | 12 | (11-1) |
| Caleb Cali         | 2  | (1-1)  |
| CLEANUP:           |    |        |
| Brady Slavens      | 14 | (12-2) |
| 5TH SPOT:          |    |        |
| Jace Bohrofen      | 7  | (6-1)  |
| Peyton Stovall     | 2  | (2-0)  |
| Jared Wegner       | 2  | (1-1)  |
| Kendall Diggs      | 2  | (2-0)  |
| Caleb Cali         | 1  | (1-0)  |
| 6TH SPOT:          |    |        |
| Kendall Diggs      | 6  | (6-0)  |
| Jace Bohrofen      | 5  | (4-1)  |
| Ben McLaughlin     | 1  | (1-0)  |
| Reese Robinett     | 1  | (0-1)  |
| Caleb Cali         | 1  | (1-0)  |
| 7TH SPOT:          |    |        |
| Caleb Cali         | 5  | (5-0)  |
| Jayson Jones       | 3  | (3-0)  |
| Kendall Diggs      | 3  | (2-1)  |
| Peyton Holt        | 2  | (2-0)  |
| Hudson Polk        | 1  | (0-1)  |
| 8TH SPOT:          |    |        |
| Parker Rowland     | 7  | (7-0)  |
| Hudson Polk        | 6  | (5-1)  |
| Mason Neville      | 1  | (0-1)  |
| 9TH SPOT:          |    |        |
| John Bolton        | 13 | (11-2) |
| Harold Coll        | 1  | (1-0)  |

## STARTERS SUMMARY

| Player            | GS | Position |   |    |    |    |    |    |    |    |    |    | Batting Order |     |     |     |     |     |     |     |     |
|-------------------|----|----------|---|----|----|----|----|----|----|----|----|----|---------------|-----|-----|-----|-----|-----|-----|-----|-----|
|                   |    | p        | c | 1b | 2b | 3b | ss | lf | cf | rf | of | dh | 1st           | 2nd | 3rd | 4th | 5th | 6th | 7th | 8th | 9th |
| Brady Slavens     | 14 | .        | . | 13 | .  | 1  | .  | .  | .  | .  | .  | .  | .             | .   | .   | 14  | .   | .   | .   | .   | .   |
| Tavian Josenberge | 14 | .        | . | .  | .  | .  | .  | .  | 14 | .  | .  | .  | 14            | .   | .   | .   | .   | .   | .   | .   | .   |
| Jared Wegner      | 14 | .        | . | .  | .  | .  | .  | 14 | .  | .  | .  | .  | .             | .   | 12  | .   | 2   | .   | .   | .   | .   |
| Jace Bohrofen     | 14 | .        | . | .  | .  | .  | .  | .  | .  | 14 | .  | .  | .             | 2   | .   | .   | 7   | 5   | .   | .   | .   |
| John Bolton       | 13 | .        | . | .  | .  | .  | 13 | .  | .  | .  | .  | .  | .             | .   | .   | .   | .   | .   | .   | .   | 13  |
| Peyton Stovall    | 13 | .        | . | .  | 13 | .  | .  | .  | .  | .  | .  | .  | .             | 11  | .   | .   | 2   | .   | .   | .   | .   |
| Kendall Diggs     | 12 | .        | . | .  | .  | .  | .  | .  | .  | .  | .  | 12 | .             | 1   | .   | .   | 2   | 6   | 3   | .   | .   |
| Caleb Cali        | 9  | .        | . | .  | .  | 9  | .  | .  | .  | .  | .  | .  | .             | .   | 2   | .   | 1   | 1   | 5   | .   | .   |
| Hudson Polk       | 7  | .        | 7 | .  | .  | .  | .  | .  | .  | .  | .  | .  | .             | .   | .   | .   | .   | .   | 1   | 6   | .   |
| Parker Rowland    | 7  | .        | 7 | .  | .  | .  | .  | .  | .  | .  | .  | .  | .             | .   | .   | .   | .   | .   | .   | 7   | .   |
| Will McEntire     | 4  | 4        | . | .  | .  | .  | .  | .  | .  | .  | .  | .  | .             | .   | .   | .   | .   | .   | .   | .   | .   |
| Hagen Smith       | 4  | 4        | . | .  | .  | .  | .  | .  | .  | .  | .  | .  | .             | .   | .   | .   | .   | .   | .   | .   | .   |
| Jayson Jones      | 3  | .        | . | .  | .  | 2  | .  | .  | .  | .  | .  | 1  | .             | .   | .   | .   | .   | .   | 3   | .   | .   |
| Hunter Hollan     | 3  | 3        | . | .  | .  | .  | .  | .  | .  | .  | .  | .  | .             | .   | .   | .   | .   | .   | .   | .   | .   |
| Peyton Holt       | 2  | .        | . | .  | 1  | 1  | .  | .  | .  | .  | .  | .  | .             | .   | .   | .   | .   | .   | 2   | .   | .   |
| Parker Coil       | 1  | 1        | . | .  | .  | .  | .  | .  | .  | .  | .  | .  | .             | .   | .   | .   | .   | .   | .   | .   | .   |
| Ben Bybee         | 1  | 1        | . | .  | .  | .  | .  | .  | .  | .  | .  | .  | .             | .   | .   | .   | .   | .   | .   | .   | .   |
| Reese Robinett    | 1  | .        | . | .  | .  | 1  | .  | .  | .  | .  | .  | .  | .             | .   | .   | .   | .   | 1   | .   | .   | .   |
| Ben McLaughlin    | 1  | .        | . | 1  | .  | .  | .  | .  | .  | .  | .  | .  | .             | .   | .   | .   | .   | 1   | .   | .   | .   |
| Mason Neville     | 1  | .        | . | .  | .  | .  | .  | .  | .  | .  | .  | 1  | .             | .   | .   | .   | .   | .   | .   | 1   | .   |
| Harold Coll       | 1  | .        | . | .  | .  | .  | 1  | .  | .  | .  | .  | .  | .             | .   | .   | .   | .   | .   | .   | .   | 1   |
| Zack Morris       | 1  | 1        | . | .  | .  | .  | .  | .  | .  | .  | .  | .  | .             | .   | .   | .   | .   | .   | .   | .   | .   |



# || MISCELLANEOUS STATS

| <b>Multiple Hit Games</b> | <b>2</b> | <b>3</b> | <b>4</b> | <b>5+</b> | <b>Total</b> |
|---------------------------|----------|----------|----------|-----------|--------------|
| Tavian Josenberger        | 7        | -        | -        | -         | 7            |
| Jared Wegner              | 4        | 2        | -        | -         | 6            |
| Jace Bohrofen             | 4        | 2        | -        | -         | 6            |
| Brady Slavens             | 6        | -        | -        | -         | 6            |
| Peyton Stovall            | 3        | 3        | -        | -         | 6            |
| John Bolton               | 2        | -        | -        | -         | 2            |
| Caleb Cali                | 2        | -        | -        | -         | 2            |
| Kendall Diggs             | 1        | 1        | -        | -         | 2            |
| Parker Rowland            | 2        | -        | -        | -         | 2            |
| Peyton Holt               | 1        | -        | -        | -         | 1            |
| Jayson Jones              | 1        | -        | -        | -         | 1            |
| TEAM                      | 33       | 8        | 0        | 0         | 41           |

| <b>Multiple RBI Games</b> | <b>2</b> | <b>3</b> | <b>4</b> | <b>5+</b> | <b>Total</b> |
|---------------------------|----------|----------|----------|-----------|--------------|
| Jared Wegner              | 3        | 3        | -        | 1         | 7            |
| Kendall Diggs             | 3        | 1        | 1        | -         | 5            |
| Jace Bohrofen             | 3        | 1        | -        | -         | 4            |
| Caleb Cali                | 3        | -        | -        | -         | 3            |
| Tavian Josenberger        | 3        | -        | -        | -         | 3            |
| Peyton Stovall            | 2        | -        | 1        | -         | 3            |
| Parker Rowland            | 3        | -        | -        | -         | 3            |
| Brady Slavens             | 2        | -        | 1        | -         | 3            |
| Jayson Jones              | 1        | -        | -        | -         | 1            |
| Peyton Holt               | 1        | -        | -        | -         | 1            |
| Ben McLaughlin            | 1        | -        | -        | -         | 1            |
| John Bolton               | 1        | -        | -        | -         | 1            |
| TEAM                      | 26       | 5        | 3        | 1         | 35           |

| <b>Hitting Streaks</b> | <b>Longest</b> | <b>Current</b> |
|------------------------|----------------|----------------|
| Peyton Stovall         | 7              | 7              |
| Jared Wegner           | 7              | 7              |
| Brady Slavens          | 6              | 2              |
| Tavian Josenberger     | 6              | 5              |
| Kendall Diggs          | 5              | 3              |
| Jace Bohrofen          | 5              | 5              |
| John Bolton            | 4              | -              |
| Caleb Cali             | 3              | 2              |
| Parker Rowland         | 3              | 1              |
| Peyton Holt            | 2              | 1              |
| Jayson Jones           | 1              | -              |
| Harold Coll            | 1              | -              |
| Hunter Grimes          | 1              | 1              |
| Hudson Polk            | 1              | -              |
| Mason Neville          | 1              | -              |
| Reese Robinett         | 1              | -              |
| Ben McLaughlin         | 1              | 1              |

| <b>Reached Base Streaks</b> | <b>Longest</b> | <b>Current</b> |
|-----------------------------|----------------|----------------|
| John Bolton                 | 13             | 13             |
| Jace Bohrofen               | 12             | 12             |
| Caleb Cali                  | 8              | 8              |
| Peyton Stovall              | 7              | 7              |
| Brady Slavens               | 7              | 7              |
| Jared Wegner                | 7              | 7              |
| Kendall Diggs               | 6              | 6              |
| Tavian Josenberger          | 6              | 5              |
| Jayson Jones                | 4              | -              |
| Hudson Polk                 | 4              | 1              |
| Parker Rowland              | 4              | 1              |
| Peyton Holt                 | 2              | 1              |
| Hunter Grimes               | 2              | 2              |
| Ben McLaughlin              | 1              | 1              |
| Harold Coll                 | 1              | -              |
| Mason Neville               | 1              | -              |
| Reese Robinett              | 1              | -              |

## #49 Cody Adcock - 2 games (All games)

| Date   | Opponent       | Pos | AB | R | H | RBI | 2B | 3B | HR | BB | SB | CS | HBP | SAC | SF | GDP | K | PO | A | E | Avg  |
|--------|----------------|-----|----|---|---|-----|----|----|----|----|----|----|-----|-----|----|-----|---|----|---|---|------|
| Mar 01 | ILLINOIS STATE | p   | 0  | 0 | 0 | 0   | 0  | 0  | 0  | 0  | 0  | 0  | 0   | 0   | 0  | 0   | 0 | 0  | 1 | 0 | .000 |
| Mar 05 | WRIGHT STATE   | p   | 0  | 0 | 0 | 0   | 0  | 0  | 0  | 0  | 0  | 0  | 0   | 0   | 0  | 0   | 0 | 1  | 0 | 0 | .000 |
| Totals |                | 0gs | 0  | 0 | 0 | 0   | 0  | 0  | 0  | 0  | 0  | 0  | 0   | 0   | 0  | 0   | 0 | 1  | 1 | 0 | .000 |

On base pct. .000 • Slugging pct. .000

## #49 Cody Adcock - 7 appearances (All games)

| Date   | Opponent          | GS | IP  | H  | R | ER | BB | SO | 2B | 3B | HR | WP | BK | HBP | IBB | Score | W-L | Sv | ERA   | NP |
|--------|-------------------|----|-----|----|---|----|----|----|----|----|----|----|----|-----|-----|-------|-----|----|-------|----|
| Feb 17 | vs Texas          |    | 1.0 | 2  | 2 | 2  | 0  | 2  | 1  | 0  | 1  | 0  | 0  | 0   | 0   | 3-2   | 1-0 | 0  | 18.00 | 28 |
| Feb 19 | vs Oklahoma State |    | 1.0 | 0  | 0 | 0  | 0  | 1  | 0  | 0  | 0  | 0  | 0  | 0   | 0   | 18-1  | 1-0 | 0  | 9.00  | 17 |
| Feb 24 | EASTERN ILLINOI   |    | 0.1 | 1  | 0 | 0  | 0  | 1  | 0  | 0  | 0  | 0  | 0  | 0   | 0   | 13-2  | 1-0 | 0  | 7.71  | 9  |
| Feb 26 | EASTERN ILLINOI   |    | 1.1 | 4  | 4 | 4  | 0  | 2  | 1  | 0  | 2  | 0  | 0  | 0   | 0   | 3-12  | 1-1 | 0  | 14.73 | 28 |
| Mar 01 | ILLINOIS STATE    |    | 2.0 | 1  | 0 | 0  | 1  | 2  | 0  | 0  | 0  | 0  | 0  | 0   | 0   | 10-9  | 1-1 | 0  | 9.53  | 35 |
| Mar 05 | WRIGHT STATE      |    | 2.2 | 3  | 1 | 1  | 0  | 1  | 0  | 0  | 0  | 0  | 0  | 1   | 0   | 6-2   | 1-1 | 1  | 7.56  | 41 |
| Mar 10 | LOUISIANA TECH    |    | 1.0 | 3  | 2 | 2  | 1  | 2  | 0  | 0  | 1  | 0  | 0  | 0   | 0   | 7-4   | 1-1 | 1  | 8.68  | 26 |
| Totals |                   | 0  | 9.1 | 14 | 9 | 9  | 2  | 11 | 2  | 0  | 4  | 0  | 0  | 1   | 0   | 60-32 | 1-1 | 1  | 8.68  | -  |

## #8 Jace Bohrofen - 14 games (All games)

| Date   | Opponent          | Pos  | AB | R  | H  | RBI | 2B | 3B | HR | BB | SB | CS | HBP | SAC | SF | GDP | K  | PO | A | E | Avg  |
|--------|-------------------|------|----|----|----|-----|----|----|----|----|----|----|-----|-----|----|-----|----|----|---|---|------|
| Feb 17 | vs Texas          | *of  | 3  | 1  | 1  | 0   | 0  | 0  | 0  | 1  | 0  | 0  | 0   | 0   | 0  | 0   | 1  | 0  | 0 | 0 | .333 |
| Feb 18 | vs TCU            | *of  | 3  | 0  | 0  | 0   | 0  | 0  | 0  | 0  | 0  | 0  | 0   | 0   | 0  | 0   | 2  | 4  | 0 | 0 | .167 |
| Feb 19 | vs Oklahoma State | *of  | 3  | 2  | 2  | 0   | 0  | 0  | 0  | 1  | 0  | 0  | 0   | 0   | 0  | 0   | 1  | 0  | 0 | 0 | .333 |
| Feb 21 | GRAMBLING         | *of  | 2  | 1  | 1  | 2   | 1  | 0  | 0  | 1  | 0  | 0  | 0   | 0   | 1  | 0   | 1  | 3  | 0 | 0 | .364 |
| Feb 24 | EASTERN ILLINOI   | *of  | 1  | 1  | 1  | 0   | 0  | 0  | 0  | 2  | 2  | 0  | 1   | 0   | 0  | 0   | 0  | 1  | 0 | 0 | .417 |
| Feb 25 | EASTERN ILLINOI   | *of  | 4  | 2  | 3  | 2   | 2  | 0  | 0  | 1  | 0  | 0  | 0   | 0   | 0  | 0   | 0  | 1  | 0 | 0 | .500 |
| Feb 26 | EASTERN ILLINOI   | *of  | 4  | 1  | 1  | 1   | 0  | 0  | 1  | 0  | 0  | 0  | 0   | 0   | 0  | 0   | 1  | 4  | 1 | 0 | .450 |
| Mar 01 | ILLINOIS STATE    | *of  | 4  | 1  | 0  | 0   | 0  | 0  | 0  | 1  | 0  | 0  | 1   | 0   | 0  | 0   | 1  | 1  | 0 | 0 | .375 |
| Mar 03 | WRIGHT STATE      | *of  | 2  | 0  | 0  | 0   | 0  | 0  | 0  | 1  | 0  | 0  | 1   | 0   | 0  | 0   | 2  | 1  | 0 | 0 | .346 |
| Mar 04 | WRIGHT STATE      | *of  | 3  | 1  | 2  | 1   | 1  | 0  | 0  | 1  | 0  | 0  | 0   | 0   | 0  | 0   | 0  | 1  | 0 | 0 | .379 |
| Mar 05 | WRIGHT STATE      | *of  | 4  | 1  | 3  | 3   | 0  | 0  | 1  | 0  | 0  | 0  | 0   | 0   | 0  | 0   | 0  | 1  | 0 | 0 | .424 |
| Mar 07 | ARMY              | *of  | 3  | 2  | 2  | 1   | 0  | 0  | 1  | 0  | 0  | 0  | 1   | 0   | 0  | 0   | 1  | 3  | 0 | 0 | .444 |
| Mar 10 | LOUISIANA TECH    | *of  | 3  | 1  | 2  | 2   | 0  | 0  | 1  | 1  | 0  | 0  | 1   | 0   | 0  | 0   | 0  | 2  | 0 | 0 | .462 |
| Mar 11 | LOUISIANA TECH    | *of  | 4  | 1  | 1  | 1   | 0  | 0  | 1  | 0  | 0  | 0  | 0   | 0   | 0  | 0   | 1  | 3  | 0 | 0 | .442 |
| Totals |                   | 14gs | 43 | 15 | 19 | 13  | 4  | 0  | 5  | 10 | 2  | 0  | 5   | 0   | 1  | 0   | 11 | 25 | 1 | 0 | .442 |

On base pct. .576 • Slugging pct. .884

## #9 John Bolton - 13 games (All games)

| Date   | Opponent          | Pos  | AB | R | H  | RBI | 2B | 3B | HR | BB | SB | CS | HBP | SAC | SF | GDP | K | PO | A  | E | Avg  |
|--------|-------------------|------|----|---|----|-----|----|----|----|----|----|----|-----|-----|----|-----|---|----|----|---|------|
| Feb 17 | vs Texas          | *ss  | 4  | 0 | 2  | 1   | 1  | 0  | 0  | 0  | 0  | 0  | 0   | 0   | 0  | 0   | 1 | 2  | 4  | 0 | .500 |
| Feb 18 | vs TCU            | *ss  | 4  | 0 | 1  | 0   | 0  | 0  | 0  | 0  | 0  | 0  | 0   | 0   | 0  | 0   | 1 | 1  | 6  | 0 | .375 |
| Feb 19 | vs Oklahoma State | *ss  | 3  | 1 | 1  | 2   | 0  | 0  | 0  | 0  | 0  | 0  | 0   | 0   | 1  | 0   | 2 | 0  | 2  | 0 | .364 |
| Feb 21 | GRAMBLING         | *ss  | 3  | 1 | 0  | 0   | 0  | 0  | 0  | 0  | 0  | 0  | 1   | 0   | 0  | 0   | 0 | 1  | 3  | 0 | .286 |
| Feb 24 | EASTERN ILLINOI   | *ss  | 4  | 2 | 2  | 0   | 0  | 0  | 0  | 0  | 0  | 0  | 0   | 0   | 0  | 0   | 0 | 0  | 2  | 0 | .333 |
| Feb 25 | EASTERN ILLINOI   | *ss  | 5  | 1 | 1  | 0   | 0  | 0  | 0  | 0  | 0  | 0  | 0   | 0   | 0  | 0   | 0 | 1  | 3  | 0 | .304 |
| Feb 26 | EASTERN ILLINOI   | *ss  | 3  | 1 | 1  | 1   | 1  | 0  | 0  | 0  | 0  | 0  | 0   | 0   | 0  | 0   | 1 | 0  | 1  | 0 | .308 |
| Mar 01 | ILLINOIS STATE    | *ss  | 5  | 0 | 1  | 0   | 0  | 0  | 0  | 0  | 0  | 0  | 0   | 0   | 0  | 0   | 2 | 1  | 7  | 2 | .290 |
| Mar 04 | WRIGHT STATE      | *ss  | 3  | 1 | 0  | 1   | 0  | 0  | 0  | 1  | 0  | 0  | 1   | 0   | 0  | 0   | 1 | 2  | 3  | 0 | .265 |
| Mar 05 | WRIGHT STATE      | *ss  | 3  | 1 | 1  | 1   | 0  | 0  | 0  | 1  | 1  | 0  | 0   | 0   | 0  | 0   | 0 | 0  | 2  | 0 | .270 |
| Mar 07 | ARMY              | *ss  | 2  | 0 | 0  | 0   | 0  | 0  | 0  | 1  | 0  | 0  | 0   | 0   | 0  | 0   | 0 | 0  | 4  | 0 | .256 |
| Mar 10 | LOUISIANA TECH    | *ss  | 2  | 0 | 0  | 0   | 0  | 0  | 0  | 2  | 0  | 0  | 0   | 0   | 0  | 0   | 1 | 0  | 5  | 0 | .244 |
| Mar 11 | LOUISIANA TECH    | *ss  | 2  | 1 | 0  | 0   | 0  | 0  | 0  | 1  | 0  | 0  | 0   | 0   | 0  | 0   | 0 | 1  | 0  | 0 | .233 |
| Totals |                   | 13gs | 43 | 9 | 10 | 6   | 2  | 0  | 0  | 6  | 1  | 0  | 2   | 0   | 1  | 0   | 9 | 9  | 42 | 2 | .233 |

On base pct. .346 • Slugging pct. .279



# III INDIVIDUAL GAME-BY-GAME

## #40 Ben Bybee - 3 appearances (All games)

| Date   | Opponent     | GS | IP  | H | R | ER | BB | SO | 2B | 3B | HR | WP | BK | HBP | IBB | Score | W-L | Sv | ERA  | NP |
|--------|--------------|----|-----|---|---|----|----|----|----|----|----|----|----|-----|-----|-------|-----|----|------|----|
| Feb 18 | vs TCU       |    | 0.1 | 0 | 0 | 0  | 0  | 1  | 0  | 0  | 0  | 0  | 0  | 1   | 0   | 6-18  | 0-0 | 0  | 0.00 | 6  |
| Feb 21 | GRAMBLING    | *  | 2.0 | 2 | 2 | 2  | 2  | 3  | 0  | 0  | 1  | 0  | 0  | 0   | 0   | 9-7   | 0-0 | 0  | 7.71 | 46 |
| Mar 04 | WRIGHT STATE |    | 0.1 | 1 | 0 | 0  | 0  | 0  | 0  | 1  | 0  | 0  | 0  | 0   | 0   | 12-6  | 0-0 | 0  | 6.75 | 12 |
| Totals |              | 1  | 2.2 | 3 | 2 | 2  | 2  | 4  | 0  | 1  | 1  | 0  | 0  | 1   | 0   | 27-31 | 0-0 | 0  | 6.75 | -  |

## #6 Caleb Cali - 11 games (All games)

| Date   | Opponent        | Pos   | AB | R | H | RBI | 2B | 3B | HR | BB | SB | CS | HBP | SAC | SF | GDP | K  | PO | A  | E | Avg  |
|--------|-----------------|-------|----|---|---|-----|----|----|----|----|----|----|-----|-----|----|-----|----|----|----|---|------|
| Feb 17 | vs Texas        | *3b   | 5  | 0 | 0 | 0   | 0  | 0  | 0  | 0  | 0  | 0  | 0   | 0   | 0  | 1   | 4  | 1  | 0  | 1 | .000 |
| Feb 18 | vs TCU          | *3b   | 3  | 0 | 0 | 0   | 0  | 0  | 0  | 0  | 0  | 0  | 0   | 0   | 0  | 0   | 3  | 0  | 2  | 0 | .000 |
| Feb 21 | GRAMBLING       | 3b    | 0  | 0 | 0 | 0   | 0  | 0  | 0  | 0  | 0  | 0  | 0   | 0   | 0  | 0   | 0  | 0  | 0  | 0 | .000 |
| Feb 24 | EASTERN ILLINOI | ph    | 0  | 1 | 0 | 0   | 0  | 0  | 0  | 1  | 0  | 0  | 0   | 0   | 0  | 0   | 0  | 0  | 0  | 0 | .000 |
| Feb 25 | EASTERN ILLINOI | *3b   | 2  | 1 | 0 | 0   | 0  | 0  | 0  | 1  | 0  | 0  | 0   | 0   | 0  | 0   | 0  | 0  | 1  | 0 | .000 |
| Mar 01 | ILLINOIS STATE  | *3b   | 4  | 1 | 1 | 2   | 0  | 0  | 1  | 1  | 0  | 0  | 0   | 0   | 0  | 0   | 1  | 0  | 3  | 0 | .071 |
| Mar 03 | WRIGHT STATE    | *3b   | 4  | 1 | 2 | 2   | 1  | 0  | 1  | 0  | 0  | 0  | 0   | 0   | 0  | 0   | 1  | 0  | 2  | 0 | .167 |
| Mar 04 | WRIGHT STATE    | *3b/1 | 4  | 1 | 2 | 2   | 0  | 0  | 0  | 1  | 0  | 1  | 0   | 0   | 0  | 1   | 1  | 0  | 1  | 0 | .227 |
| Mar 05 | WRIGHT STATE    | *3b   | 3  | 1 | 0 | 0   | 0  | 0  | 0  | 1  | 0  | 0  | 0   | 0   | 0  | 0   | 2  | 3  | 4  | 1 | .200 |
| Mar 07 | ARMY            | *3b   | 3  | 0 | 1 | 0   | 0  | 0  | 0  | 1  | 0  | 0  | 0   | 0   | 0  | 0   | 2  | 0  | 5  | 0 | .214 |
| Mar 10 | LOUISIANA TECH  | *3b   | 3  | 0 | 1 | 0   | 0  | 0  | 0  | 1  | 0  | 1  | 1   | 0   | 0  | 0   | 0  | 0  | 1  | 0 | .226 |
| Totals |                 | 9gs   | 31 | 6 | 7 | 6   | 1  | 0  | 2  | 7  | 0  | 2  | 1   | 0   | 0  | 2   | 14 | 4  | 19 | 2 | .226 |

On base pct. .385 • Slugging pct. .452

## #31 Dylan Carter - 2 games (All games)

| Date   | Opponent       | Pos | AB | R | H | RBI | 2B | 3B | HR | BB | SB | CS | HBP | SAC | SF | GDP | K | PO | A | E | Avg  |
|--------|----------------|-----|----|---|---|-----|----|----|----|----|----|----|-----|-----|----|-----|---|----|---|---|------|
| Mar 03 | WRIGHT STATE   | p   | 0  | 0 | 0 | 0   | 0  | 0  | 0  | 0  | 0  | 0  | 0   | 0   | 0  | 0   | 0 | 1  | 0 | 0 | .000 |
| Mar 10 | LOUISIANA TECH | p   | 0  | 0 | 0 | 0   | 0  | 0  | 0  | 0  | 0  | 0  | 0   | 0   | 0  | 0   | 0 | 1  | 0 | 0 | .000 |
| Totals |                | 0gs | 0  | 0 | 0 | 0   | 0  | 0  | 0  | 0  | 0  | 0  | 0   | 0   | 0  | 0   | 0 | 2  | 0 | 0 | .000 |

On base pct. .000 • Slugging pct. .000

## #31 Dylan Carter - 6 appearances (All games)

| Date   | Opponent        | GS | IP   | H  | R | ER | BB | SO | 2B | 3B | HR | WP | BK | HBP | IBB | Score | W-L | Sv | ERA   | NP |
|--------|-----------------|----|------|----|---|----|----|----|----|----|----|----|----|-----|-----|-------|-----|----|-------|----|
| Feb 18 | vs TCU          |    | 1.1  | 2  | 3 | 3  | 0  | 1  | 1  | 0  | 0  | 0  | 0  | 1   | 0   | 6-18  | 0-0 | 0  | 20.25 | 26 |
| Feb 25 | EASTERN ILLINOI |    | 1.0  | 1  | 0 | 0  | 1  | 1  | 0  | 0  | 0  | 0  | 0  | 0   | 0   | 10-3  | 0-0 | 0  | 11.57 | 18 |
| Mar 01 | ILLINOIS STATE  |    | 2.1  | 1  | 0 | 0  | 0  | 1  | 0  | 0  | 0  | 0  | 0  | 0   | 0   | 10-9  | 1-0 | 0  | 5.79  | 30 |
| Mar 03 | WRIGHT STATE    |    | 2.1  | 4  | 1 | 1  | 1  | 3  | 0  | 0  | 0  | 0  | 0  | 0   | 0   | 12-2  | 1-0 | 0  | 5.14  | 43 |
| Mar 07 | ARMY            |    | 3.0  | 3  | 1 | 1  | 1  | 2  | 0  | 0  | 0  | 0  | 0  | 0   | 0   | 7-5   | 2-0 | 0  | 4.50  | 44 |
| Mar 10 | LOUISIANA TECH  |    | 3.0  | 1  | 0 | 0  | 0  | 2  | 0  | 0  | 0  | 0  | 0  | 0   | 0   | 7-4   | 2-0 | 1  | 3.46  | 35 |
| Totals |                 | 0  | 13.0 | 12 | 5 | 5  | 3  | 10 | 1  | 0  | 0  | 0  | 0  | 1   | 0   | 52-41 | 2-0 | 1  | 3.46  | -  |

## #36 Parker Coil - 4 games (All games)

| Date   | Opponent        | Pos | AB | R | H | RBI | 2B | 3B | HR | BB | SB | CS | HBP | SAC | SF | GDP | K | PO | A | E | Avg  |
|--------|-----------------|-----|----|---|---|-----|----|----|----|----|----|----|-----|-----|----|-----|---|----|---|---|------|
| Feb 18 | vs TCU          | p   | 0  | 0 | 0 | 0   | 0  | 0  | 0  | 0  | 0  | 0  | 0   | 0   | 0  | 0   | 0 | 0  | 1 | 0 | .000 |
| Feb 26 | EASTERN ILLINOI | p   | 0  | 0 | 0 | 0   | 0  | 0  | 0  | 0  | 0  | 0  | 0   | 0   | 0  | 0   | 0 | 1  | 1 | 0 | .000 |
| Mar 03 | WRIGHT STATE    | p   | 0  | 0 | 0 | 0   | 0  | 0  | 0  | 0  | 0  | 0  | 0   | 0   | 0  | 0   | 0 | 0  | 1 | 0 | .000 |
| Mar 07 | ARMY            | *p  | 0  | 0 | 0 | 0   | 0  | 0  | 0  | 0  | 0  | 0  | 0   | 0   | 0  | 0   | 0 | 0  | 1 | 1 | .000 |
| Totals |                 | 1gs | 0  | 0 | 0 | 0   | 0  | 0  | 0  | 0  | 0  | 0  | 0   | 0   | 0  | 0   | 0 | 2  | 3 | 1 | .000 |

On base pct. .000 • Slugging pct. .000

## #36 Parker Coil - 4 appearances (All games)

| Date   | Opponent        | GS | IP  | H  | R | ER | BB | SO | 2B | 3B | HR | WP | BK | HBP | IBB | Score | W-L | Sv | ERA   | NP |
|--------|-----------------|----|-----|----|---|----|----|----|----|----|----|----|----|-----|-----|-------|-----|----|-------|----|
| Feb 18 | vs TCU          |    | 1.1 | 2  | 2 | 2  | 3  | 0  | 0  | 0  | 1  | 0  | 0  | 0   | 0   | 6-18  | 0-0 | 0  | 13.50 | 35 |
| Feb 26 | EASTERN ILLINOI |    | 0.2 | 2  | 1 | 0  | 1  | 0  | 0  | 0  | 0  | 0  | 0  | 0   | 0   | 3-12  | 0-0 | 0  | 9.00  | 21 |
| Mar 03 | WRIGHT STATE    |    | 1.0 | 2  | 0 | 0  | 0  | 1  | 0  | 0  | 0  | 0  | 0  | 0   | 0   | 12-2  | 0-0 | 0  | 6.00  | 24 |
| Mar 07 | ARMY            | *  | 3.2 | 6  | 3 | 3  | 1  | 3  | 1  | 0  | 1  | 2  | 0  | 0   | 0   | 7-5   | 0-0 | 0  | 6.75  | 60 |
| Totals |                 | 1  | 6.2 | 12 | 6 | 5  | 5  | 4  | 1  | 0  | 2  | 2  | 0  | 0   | 0   | 28-37 | 0-0 | 0  | 6.75  | -  |

## #1 Harold Coll - 4 games (All games)

| Date   | Opponent          | Pos  | AB | R | H | RBI | 2B | 3B | HR | BB | SB | CS | HBP | SAC | SF | GDP | K | PO | A | E | Avg  |
|--------|-------------------|------|----|---|---|-----|----|----|----|----|----|----|-----|-----|----|-----|---|----|---|---|------|
| Feb 18 | vs TCU            | ph   | 1  | 0 | 0 | 0   | 0  | 0  | 0  | 0  | 0  | 0  | 0   | 0   | 0  | 0   | 1 | 0  | 0 | 0 | .000 |
| Feb 19 | vs Oklahoma State | ss   | 0  | 0 | 0 | 1   | 0  | 0  | 0  | 0  | 0  | 0  | 0   | 0   | 1  | 0   | 0 | 0  | 0 | 0 | .000 |
| Mar 03 | WRIGHT STATE      | *ss  | 4  | 1 | 1 | 0   | 0  | 0  | 0  | 0  | 0  | 0  | 0   | 0   | 0  | 0   | 0 | 0  | 2 | 0 | .200 |
| Mar 04 | WRIGHT STATE      | ph/2 | 1  | 0 | 0 | 0   | 0  | 0  | 0  | 0  | 0  | 0  | 0   | 0   | 0  | 0   | 0 | 0  | 0 | 0 | .167 |
| Totals |                   | 1gs  | 6  | 1 | 1 | 1   | 0  | 0  | 0  | 0  | 0  | 0  | 0   | 0   | 1  | 0   | 1 | 0  | 2 | 0 | .167 |

On base pct. .143 • Slugging pct. .167

## #5 Kendall Diggs - 12 games (All games)

| Date   | Opponent          | Pos  | AB | R  | H  | RBI | 2B | 3B | HR | BB | SB | CS | HBP | SAC | SF | GDP | K | PO | A | E | Avg  |
|--------|-------------------|------|----|----|----|-----|----|----|----|----|----|----|-----|-----|----|-----|---|----|---|---|------|
| Feb 17 | vs Texas          | *dh  | 3  | 0  | 1  | 2   | 0  | 0  | 0  | 0  | 0  | 0  | 1   | 0   | 0  | 0   | 0 | 0  | 0 | 0 | .333 |
| Feb 18 | vs TCU            | *dh  | 2  | 1  | 1  | 1   | 0  | 0  | 1  | 1  | 0  | 0  | 0   | 0   | 0  | 0   | 0 | 0  | 0 | 0 | .400 |
| Feb 19 | vs Oklahoma State | *dh  | 3  | 2  | 1  | 0   | 0  | 0  | 0  | 0  | 0  | 0  | 1   | 0   | 0  | 0   | 0 | 0  | 0 | 0 | .375 |
| Feb 21 | GRAMBLING         | *dh  | 3  | 1  | 1  | 0   | 0  | 0  | 0  | 1  | 0  | 0  | 0   | 0   | 0  | 0   | 1 | 0  | 0 | 0 | .364 |
| Feb 24 | EASTERN ILLINOI   | *dh  | 4  | 2  | 1  | 4   | 0  | 0  | 1  | 1  | 0  | 0  | 0   | 0   | 0  | 0   | 1 | 0  | 0 | 0 | .333 |
| Feb 25 | EASTERN ILLINOI   | *dh  | 5  | 0  | 0  | 0   | 0  | 0  | 0  | 0  | 0  | 0  | 0   | 0   | 0  | 0   | 1 | 0  | 0 | 0 | .250 |
| Mar 01 | ILLINOIS STATE    | *dh  | 5  | 2  | 3  | 2   | 2  | 0  | 1  | 1  | 0  | 0  | 0   | 0   | 0  | 0   | 0 | 0  | 0 | 0 | .320 |
| Mar 03 | WRIGHT STATE      | *dh  | 2  | 1  | 0  | 0   | 0  | 0  | 0  | 2  | 0  | 0  | 0   | 0   | 0  | 0   | 1 | 0  | 0 | 0 | .296 |
| Mar 05 | WRIGHT STATE      | *dh  | 2  | 0  | 0  | 0   | 0  | 0  | 0  | 2  | 0  | 0  | 0   | 0   | 0  | 1   | 0 | 0  | 0 | 0 | .276 |
| Mar 07 | ARMY              | *dh  | 4  | 1  | 1  | 3   | 0  | 0  | 1  | 0  | 0  | 0  | 0   | 0   | 0  | 1   | 1 | 0  | 0 | 0 | .273 |
| Mar 10 | LOUISIANA TECH    | *dh  | 3  | 2  | 2  | 2   | 0  | 0  | 0  | 1  | 0  | 0  | 0   | 0   | 1  | 0   | 0 | 0  | 0 | 0 | .306 |
| Mar 11 | LOUISIANA TECH    | *dh  | 3  | 1  | 1  | 1   | 0  | 0  | 1  | 1  | 0  | 0  | 0   | 0   | 0  | 0   | 1 | 0  | 0 | 0 | .308 |
| Totals |                   | 12gs | 39 | 13 | 12 | 15  | 2  | 0  | 5  | 10 | 0  | 0  | 2   | 0   | 1  | 2   | 7 | 0  | 0 | 0 | .308 |

On base pct. .462 • Slugging pct. .744

## #48 Cooper Dossett - 2 appearances (All games)

| Date   | Opponent        | GS | IP  | H | R | ER | BB | SO | 2B | 3B | HR | WP | BK | HBP | IBB | Score | W-L | Sv | ERA   | NP |
|--------|-----------------|----|-----|---|---|----|----|----|----|----|----|----|----|-----|-----|-------|-----|----|-------|----|
| Feb 18 | vs TCU          |    | 0.2 | 2 | 4 | 4  | 3  | 2  | 0  | 0  | 0  | 0  | 0  | 1   | 0   | 6-18  | 0-0 | 0  | 54.00 | 37 |
| Feb 26 | EASTERN ILLINOI |    | 1.0 | 0 | 0 | 0  | 1  | 1  | 0  | 0  | 0  | 0  | 0  | 0   | 0   | 3-12  | 0-0 | 0  | 21.60 | 21 |
| Totals |                 | 0  | 1.2 | 2 | 4 | 4  | 4  | 3  | 0  | 0  | 0  | 0  | 0  | 1   | 0   | 9-30  | 0-0 | 0  | 21.60 | -  |

## #37 Jake Faherty - 1 appearance (All games)

| Date   | Opponent     | GS | IP  | H | R | ER | BB | SO | 2B | 3B | HR | WP | BK | HBP | IBB | Score | W-L | Sv | ERA   | NP |
|--------|--------------|----|-----|---|---|----|----|----|----|----|----|----|----|-----|-----|-------|-----|----|-------|----|
| Mar 04 | WRIGHT STATE |    | 0.2 | 0 | 3 | 3  | 3  | 1  | 0  | 0  | 0  | 0  | 2  | 0   | 0   | 12-6  | 0-0 | 0  | 40.50 | 22 |
| Totals |              | 0  | 0.2 | 0 | 3 | 3  | 3  | 1  | 0  | 0  | 0  | 0  | 2  | 0   | 0   | 12-6  | 0-0 | 0  | 40.50 | -  |

## #38 Sean Fitzpatrick - 1 appearance (All games)

| Date   | Opponent | GS | IP  | H | R | ER | BB | SO | 2B | 3B | HR | WP | BK | HBP | IBB | Score | W-L | Sv | ERA  | NP |
|--------|----------|----|-----|---|---|----|----|----|----|----|----|----|----|-----|-----|-------|-----|----|------|----|
| Feb 18 | vs TCU   |    | 0.1 | 2 | 0 | 0  | 0  | 1  | 1  | 0  | 0  | 1  | 0  | 0   | 0   | 6-18  | 0-0 | 0  | 0.00 | 15 |
| Totals |          | 0  | 0.1 | 2 | 0 | 0  | 0  | 1  | 1  | 0  | 0  | 1  | 0  | 0   | 0   | 6-18  | 0-0 | 0  | 0.00 | -  |



# III INDIVIDUAL GAME-BY-GAME

## #28 Koty Frank - 3 games (All games)

| Date   | Opponent       | Pos | AB | R | H | RBI | 2B | 3B | HR | BB | SB | CS | HBP | SAC | SF | GDP | K | PO | A | E | Avg  |
|--------|----------------|-----|----|---|---|-----|----|----|----|----|----|----|-----|-----|----|-----|---|----|---|---|------|
| Feb 17 | vs Texas       | p   | 0  | 0 | 0 | 0   | 0  | 0  | 0  | 0  | 0  | 0  | 0   | 0   | 0  | 0   | 0 | 0  | 1 | 0 | .000 |
| Feb 21 | GRAMBLING      | p   | 0  | 0 | 0 | 0   | 0  | 0  | 0  | 0  | 0  | 0  | 0   | 0   | 0  | 0   | 0 | 1  | 0 | 0 | .000 |
| Mar 01 | ILLINOIS STATE | p   | 0  | 0 | 0 | 0   | 0  | 0  | 0  | 0  | 0  | 0  | 0   | 0   | 0  | 0   | 0 | 0  | 1 | 0 | .000 |
| Totals |                | ogs | 0  | 0 | 0 | 0   | 0  | 0  | 0  | 0  | 0  | 0  | 0   | 0   | 0  | 0   | 0 | 1  | 2 | 0 | .000 |

On base pct. .000 • Slugging pct. .000

## #28 Koty Frank - 6 appearances (All games)

| Date   | Opponent          | GS | IP   | H | R | ER | BB | SO | 2B | 3B | HR | WP | BK | HBP | IBB | Score | W-L | Sv | ERA  | NP |
|--------|-------------------|----|------|---|---|----|----|----|----|----|----|----|----|-----|-----|-------|-----|----|------|----|
| Feb 17 | vs Texas          |    | 1.1  | 2 | 0 | 0  | 0  | 0  | 0  | 0  | 0  | 1  | 0  | 0   | 0   | 3-2   | 0-0 | 0  | 0.00 | 22 |
| Feb 19 | vs Oklahoma State |    | 1.0  | 1 | 0 | 0  | 0  | 1  | 0  | 0  | 0  | 0  | 0  | 0   | 0   | 18-1  | 0-0 | 0  | 0.00 | 16 |
| Feb 21 | GRAMBLING         |    | 2.2  | 0 | 0 | 0  | 1  | 3  | 0  | 0  | 0  | 0  | 0  | 0   | 0   | 9-7   | 0-0 | 0  | 0.00 | 31 |
| Feb 25 | EASTERN ILLINOI   |    | 2.1  | 2 | 1 | 1  | 0  | 2  | 0  | 0  | 1  | 0  | 0  | 0   | 0   | 10-3  | 0-0 | 0  | 1.23 | 32 |
| Mar 01 | ILLINOIS STATE    |    | 4.0  | 4 | 3 | 3  | 0  | 3  | 0  | 0  | 1  | 0  | 0  | 0   | 0   | 10-9  | 0-0 | 0  | 3.18 | 55 |
| Mar 05 | WRIGHT STATE      |    | 0.1  | 0 | 0 | 0  | 0  | 0  | 0  | 0  | 0  | 0  | 0  | 0   | 0   | 6-2   | 0-0 | 0  | 3.09 | 1  |
| Totals |                   | 0  | 11.2 | 9 | 4 | 4  | 1  | 9  | 0  | 0  | 2  | 1  | 0  | 0   | 0   | 56-24 | 0-0 | 0  | 3.09 | -  |

## #21 Hunter Grimes - 2 games (All games)

| Date   | Opponent          | Pos   | AB | R | H | RBI | 2B | 3B | HR | BB | SB | CS | HBP | SAC | SF | GDP | K | PO | A | E | Avg   |
|--------|-------------------|-------|----|---|---|-----|----|----|----|----|----|----|-----|-----|----|-----|---|----|---|---|-------|
| Feb 19 | vs Oklahoma State | ph/of | 1  | 1 | 1 | 0   | 0  | 0  | 0  | 0  | 0  | 0  | 0   | 0   | 0  | 0   | 0 | 0  | 0 | 0 | 1.000 |
| Mar 04 | WRIGHT STATE      | ph/of | 0  | 0 | 0 | 0   | 0  | 0  | 0  | 1  | 0  | 0  | 0   | 0   | 0  | 0   | 0 | 0  | 0 | 0 | 1.000 |
| Totals |                   | ogs   | 1  | 1 | 1 | 0   | 0  | 0  | 0  | 1  | 0  | 0  | 0   | 0   | 0  | 0   | 0 | 0  | 0 | 0 | 1.000 |

On base pct. 1.000 • Slugging pct. 1.000

## #39 Hunter Hollan - 2 games (All games)

| Date   | Opponent        | Pos | AB | R | H | RBI | 2B | 3B | HR | BB | SB | CS | HBP | SAC | SF | GDP | K | PO | A | E | Avg  |
|--------|-----------------|-----|----|---|---|-----|----|----|----|----|----|----|-----|-----|----|-----|---|----|---|---|------|
| Feb 26 | EASTERN ILLINOI | *p  | 0  | 0 | 0 | 0   | 0  | 0  | 0  | 0  | 0  | 0  | 0   | 0   | 0  | 0   | 0 | 0  | 0 | 1 | .000 |
| Mar 05 | WRIGHT STATE    | *p  | 0  | 0 | 0 | 0   | 0  | 0  | 0  | 0  | 0  | 0  | 0   | 0   | 0  | 0   | 0 | 0  | 1 | 0 | .000 |
| Totals |                 | 2gs | 0  | 0 | 0 | 0   | 0  | 0  | 0  | 0  | 0  | 0  | 0   | 0   | 0  | 0   | 0 | 0  | 1 | 1 | .000 |

On base pct. .000 • Slugging pct. .000

## #39 Hunter Hollan - 3 appearances (All games)

| Date   | Opponent          | GS | IP   | H  | R | ER | BB | SO | 2B | 3B | HR | WP | BK | HBP | IBB | Score | W-L | Sv | ERA  | NP |
|--------|-------------------|----|------|----|---|----|----|----|----|----|----|----|----|-----|-----|-------|-----|----|------|----|
| Feb 19 | vs Oklahoma State | *  | 4.0  | 3  | 1 | 1  | 2  | 5  | 1  | 0  | 0  | 0  | 0  | 1   | 0   | 18-1  | 1-0 | 0  | 2.25 | 68 |
| Feb 26 | EASTERN ILLINOI   | *  | 5.2  | 6  | 2 | 2  | 2  | 4  | 1  | 0  | 1  | 0  | 0  | 0   | 0   | 3-12  | 1-0 | 0  | 2.79 | 86 |
| Mar 05 | WRIGHT STATE      | *  | 6.0  | 5  | 1 | 1  | 2  | 5  | 1  | 0  | 0  | 0  | 0  | 0   | 0   | 6-2   | 2-0 | 0  | 2.30 | 90 |
| Totals |                   | 3  | 15.2 | 14 | 4 | 4  | 6  | 14 | 3  | 0  | 1  | 0  | 0  | 1   | 0   | 27-15 | 2-0 | 0  | 2.30 | -  |

## #24 Peyton Holt - 6 games (All games)

| Date   | Opponent          | Pos   | AB | R | H | RBI | 2B | 3B | HR | BB | SB | CS | HBP | SAC | SF | GDP | K | PO | A | E | Avg  |
|--------|-------------------|-------|----|---|---|-----|----|----|----|----|----|----|-----|-----|----|-----|---|----|---|---|------|
| Feb 19 | vs Oklahoma State | ph/2  | 2  | 0 | 1 | 1   | 0  | 0  | 0  | 0  | 0  | 0  | 0   | 0   | 0  | 0   | 0 | 0  | 0 | 0 | .500 |
| Feb 21 | GRAMBLING         | pr    | 0  | 1 | 0 | 0   | 0  | 0  | 0  | 0  | 0  | 0  | 0   | 0   | 0  | 0   | 0 | 0  | 0 | 0 | .500 |
| Feb 24 | EASTERN ILLINOI   | *2b   | 4  | 0 | 2 | 2   | 0  | 0  | 0  | 0  | 0  | 0  | 0   | 0   | 0  | 1   | 0 | 2  | 1 | 0 | .500 |
| Mar 04 | WRIGHT STATE      | ph/3  | 1  | 0 | 0 | 0   | 0  | 0  | 0  | 0  | 0  | 0  | 0   | 0   | 0  | 0   | 0 | 0  | 1 | 0 | .429 |
| Mar 10 | LOUISIANA TECH    | pr/3b | 0  | 0 | 0 | 0   | 0  | 0  | 0  | 0  | 0  | 0  | 0   | 0   | 0  | 0   | 0 | 0  | 1 | 0 | .429 |
| Mar 11 | LOUISIANA TECH    | *3b   | 4  | 1 | 1 | 1   | 0  | 0  | 1  | 0  | 0  | 0  | 0   | 0   | 0  | 0   | 1 | 1  | 2 | 1 | .364 |
| Totals |                   | 2gs   | 11 | 2 | 4 | 4   | 0  | 0  | 1  | 0  | 0  | 0  | 0   | 0   | 0  | 1   | 1 | 3  | 5 | 1 | .364 |

On base pct. .364 • Slugging pct. .636

## #13 Jayson Jones - 5 games (All games)

| Date   | Opponent          | Pos  | AB | R | H | RBI | 2B | 3B | HR | BB | SB | CS | HBP | SAC | SF | GDP | K | PO | A | E | Avg  |
|--------|-------------------|------|----|---|---|-----|----|----|----|----|----|----|-----|-----|----|-----|---|----|---|---|------|
| Feb 18 | vs TCU            | ph/3 | 2  | 1 | 1 | 1   | 0  | 0  | 1  | 0  | 0  | 0  | 0   | 0   | 0  | 0   | 0 | 0  | 0 | 0 | .500 |
| Feb 19 | vs Oklahoma State | *3b  | 2  | 2 | 0 | 0   | 0  | 0  | 0  | 3  | 0  | 0  | 0   | 0   | 0  | 0   | 1 | 0  | 2 | 0 | .250 |
| Feb 21 | GRAMBLING         | *3b  | 2  | 0 | 0 | 0   | 0  | 0  | 0  | 1  | 1  | 0  | 0   | 0   | 0  | 1   | 0 | 0  | 2 | 0 | .167 |
| Mar 04 | WRIGHT STATE      | *dh  | 5  | 1 | 2 | 2   | 1  | 0  | 1  | 0  | 0  | 0  | 0   | 0   | 0  | 0   | 2 | 0  | 0 | 0 | .273 |
| Mar 07 | ARMY              | ph   | 1  | 0 | 0 | 0   | 0  | 0  | 0  | 0  | 0  | 0  | 0   | 0   | 0  | 0   | 0 | 0  | 0 | 0 | .250 |
| Totals |                   | 3gs  | 12 | 4 | 3 | 3   | 1  | 0  | 2  | 4  | 1  | 0  | 0   | 0   | 0  | 1   | 3 | 0  | 4 | 0 | .250 |

On base pct. .438 • Slugging pct. .833

## #12 Tavian Josenberger - 14 games (All games)

| Date   | Opponent          | Pos  | AB | R  | H  | RBI | 2B | 3B | HR | BB | SB | CS | HBP | SAC | SF | GDP | K  | PO | A | E | Avg  |
|--------|-------------------|------|----|----|----|-----|----|----|----|----|----|----|-----|-----|----|-----|----|----|---|---|------|
| Feb 17 | vs Texas          | *of  | 4  | 0  | 1  | 0   | 0  | 0  | 0  | 1  | 0  | 0  | 0   | 0   | 0  | 0   | 0  | 1  | 0 | 0 | .250 |
| Feb 18 | vs TCU            | *of  | 5  | 0  | 0  | 0   | 0  | 0  | 0  | 0  | 0  | 0  | 0   | 0   | 0  | 0   | 2  | 4  | 0 | 0 | .111 |
| Feb 19 | vs Oklahoma State | *of  | 4  | 2  | 2  | 2   | 1  | 0  | 1  | 0  | 0  | 0  | 0   | 0   | 0  | 0   | 1  | 3  | 0 | 0 | .231 |
| Feb 21 | GRAMBLING         | *of  | 2  | 2  | 2  | 2   | 1  | 0  | 0  | 2  | 1  | 0  | 0   | 0   | 1  | 0   | 0  | 1  | 0 | 0 | .333 |
| Feb 24 | EASTERN ILLINOI   | *of  | 5  | 2  | 2  | 0   | 0  | 0  | 0  | 0  | 0  | 0  | 0   | 0   | 0  | 0   | 1  | 2  | 0 | 0 | .350 |
| Feb 25 | EASTERN ILLINOI   | *of  | 5  | 2  | 2  | 2   | 0  | 0  | 1  | 0  | 0  | 0  | 0   | 0   | 0  | 0   | 0  | 4  | 0 | 0 | .360 |
| Feb 26 | EASTERN ILLINOI   | *of  | 4  | 0  | 2  | 1   | 0  | 0  | 0  | 0  | 0  | 0  | 0   | 0   | 0  | 0   | 3  | 0  | 0 | 0 | .379 |
| Mar 01 | ILLINOIS STATE    | *of  | 5  | 1  | 1  | 1   | 0  | 0  | 0  | 0  | 2  | 1  | 1   | 0   | 0  | 0   | 0  | 5  | 1 | 0 | .353 |
| Mar 03 | WRIGHT STATE      | *of  | 5  | 1  | 0  | 0   | 0  | 0  | 0  | 0  | 1  | 0  | 0   | 0   | 0  | 0   | 1  | 3  | 0 | 0 | .308 |
| Mar 04 | WRIGHT STATE      | *of  | 5  | 0  | 2  | 1   | 1  | 0  | 0  | 0  | 0  | 0  | 0   | 0   | 1  | 0   | 1  | 5  | 0 | 0 | .318 |
| Mar 05 | WRIGHT STATE      | *of  | 4  | 0  | 1  | 0   | 0  | 0  | 0  | 1  | 1  | 1  | 0   | 0   | 0  | 0   | 3  | 2  | 0 | 0 | .312 |
| Mar 07 | ARMY              | *of  | 2  | 1  | 1  | 0   | 0  | 0  | 0  | 2  | 0  | 0  | 0   | 0   | 0  | 0   | 0  | 4  | 1 | 0 | .320 |
| Mar 10 | LOUISIANA TECH    | *of  | 3  | 0  | 2  | 0   | 0  | 0  | 0  | 2  | 0  | 1  | 0   | 0   | 0  | 0   | 0  | 3  | 0 | 0 | .340 |
| Mar 11 | LOUISIANA TECH    | *of  | 4  | 0  | 1  | 0   | 0  | 0  | 0  | 0  | 0  | 0  | 0   | 0   | 0  | 0   | 1  | 6  | 0 | 0 | .333 |
| Totals |                   | 14gs | 57 | 11 | 19 | 9   | 3  | 0  | 2  | 8  | 5  | 3  | 1   | 0   | 2  | 0   | 10 | 46 | 2 | 0 | .333 |

On base pct. .412 • Slugging pct. .491

## #29 Austin Ledbetter - 4 appearances (All games)

| Date   | Opponent        | GS | IP  | H | R | ER | BB | SO | 2B | 3B | HR | WP | BK | HBP | IBB | Score | W-L | Sv | ERA   | NP |
|--------|-----------------|----|-----|---|---|----|----|----|----|----|----|----|----|-----|-----|-------|-----|----|-------|----|
| Feb 18 | vs TCU          |    | 0.1 | 2 | 3 | 3  | 1  | 0  | 0  | 0  | 0  | 0  | 0  | 0   | 0   | 6-18  | 0-0 | 0  | 81.00 | 15 |
| Feb 24 | EASTERN ILLINOI |    | 1.0 | 2 | 2 | 2  | 0  | 1  | 1  | 0  | 0  | 0  | 0  | 1   | 0   | 13-2  | 0-0 | 0  | 33.75 | 38 |
| Mar 04 | WRIGHT STATE    |    | 3.0 | 1 | 0 | 0  | 0  | 2  | 0  | 0  | 0  | 0  | 0  | 0   | 0   | 12-6  | 0-0 | 0  | 10.38 | 33 |
| Mar 07 | ARMY            |    | 2.1 | 3 | 1 | 1  | 0  | 1  | 0  | 0  | 0  | 0  | 0  | 0   | 0   | 7-5   | 0-0 | 0  | 8.10  | 28 |
| Totals |                 | 0  | 6.2 | 8 | 6 | 6  | 1  | 4  | 1  | 0  | 0  | 0  | 0  | 1   | 0   | 38-31 | 0-0 | 0  | 8.10  | -  |

## #41 Will McEntire - 1 game (All games)

| Date   | Opponent     | Pos | AB | R | H | RBI | 2B | 3B | HR | BB | SB | CS | HBP | SAC | SF | GDP | K | PO | A | E | Avg  |
|--------|--------------|-----|----|---|---|-----|----|----|----|----|----|----|-----|-----|----|-----|---|----|---|---|------|
| Mar 04 | WRIGHT STATE | *p  | 0  | 0 | 0 | 0   | 0  | 0  | 0  | 0  | 0  | 0  | 0   | 0   | 0  | 0   | 0 | 0  | 0 | 1 | .000 |
| Totals |              | 1gs | 0  | 0 | 0 | 0   | 0  | 0  | 0  | 0  | 0  | 0  | 0   | 0   | 0  | 0   | 0 | 0  | 0 | 1 | .000 |

On base pct. .000 • Slugging pct. .000

## #41 Will McEntire - 5 appearances (All games)

| Date   | Opponent        | GS | IP   | H  | R  | ER | BB | SO | 2B | 3B | HR | WP | BK | HBP | IBB | Score | W-L | Sv | ERA   | NP |
|--------|-----------------|----|------|----|----|----|----|----|----|----|----|----|----|-----|-----|-------|-----|----|-------|----|
| Feb 18 | vs TCU          | *  | 1.1  | 5  | 4  | 4  | 1  | 0  | 1  | 0  | 0  | 0  | 0  | 0   | 0   | 6-18  | 0-0 | 0  | 27.00 | 29 |
| Feb 21 | GRAMBLING       |    | 0.2  | 4  | 1  | 1  | 1  | 0  | 0  | 0  | 0  | 0  | 0  | 0   | 0   | 9-7   | 0-0 | 0  | 22.50 | 19 |
| Feb 25 | EASTERN ILLINOI | *  | 4.2  | 2  | 1  | 1  | 2  | 4  | 0  | 0  | 1  | 0  | 0  | 0   | 0   | 10-3  | 1-0 | 0  | 8.10  | 85 |
| Mar 04 | WRIGHT STATE    | *  | 5.0  | 8  | 3  | 2  | 3  | 6  | 2  | 0  | 2  | 0  | 0  | 0   | 0   | 12-6  | 2-0 | 0  | 6.17  | 95 |
| Mar 11 | LOUISIANA TECH  | *  | 9.0  | 3  | 1  | 0  | 1  | 6  | 0  | 0  | 0  | 0  | 0  | 0   | 0   | 6-1   | 3-0 | 0  | 3.48  | 97 |
| Totals |                 | 4  | 20.2 | 22 | 10 | 8  | 8  | 16 | 3  | 0  | 3  | 0  | 0  | 0   | 0   | 43-35 | 3-0 | 0  | 3.48  | -  |



# III INDIVIDUAL GAME-BY-GAME

## #15 Ben McLaughlin - 4 games (All games)

| Date   | Opponent          | Pos  | AB | R | H | RBI | 2B | 3B | HR | BB | SB | CS | HBP | SAC | SF | GDP | K | PO | A | E | Avg  |
|--------|-------------------|------|----|---|---|-----|----|----|----|----|----|----|-----|-----|----|-----|---|----|---|---|------|
| Feb 19 | vs Oklahoma State | 1b   | 1  | 0 | 0 | 0   | 0  | 0  | 0  | 0  | 0  | 0  | 0   | 0   | 0  | 0   | 0 | 2  | 0 | 0 | .000 |
| Feb 21 | GRAMBLING         | ph   | 1  | 0 | 0 | 0   | 0  | 0  | 0  | 0  | 0  | 0  | 0   | 0   | 0  | 0   | 0 | 0  | 0 | 0 | .000 |
| Feb 24 | EASTERN ILLINOI   | *1b  | 3  | 0 | 0 | 0   | 0  | 0  | 0  | 0  | 0  | 0  | 0   | 0   | 0  | 1   | 0 | 4  | 0 | 0 | .000 |
| Feb 25 | EASTERN ILLINOI   | ph/1 | 1  | 0 | 1 | 2   | 0  | 0  | 0  | 1  | 0  | 0  | 0   | 0   | 0  | 0   | 0 | 1  | 0 | 0 | .167 |
| Totals |                   | 1gs  | 6  | 0 | 1 | 2   | 0  | 0  | 0  | 1  | 0  | 0  | 0   | 0   | 0  | 1   | 0 | 7  | 0 | 0 | .167 |

On base pct. .286 • Slugging pct. .167

## #32 Zack Morris - 2 games (All games)

| Date   | Opponent        | Pos | AB | R | H | RBI | 2B | 3B | HR | BB | SB | CS | HBP | SAC | SF | GDP | K | PO | A | E | Avg  |
|--------|-----------------|-----|----|---|---|-----|----|----|----|----|----|----|-----|-----|----|-----|---|----|---|---|------|
| Feb 21 | GRAMBLING       | p   | 0  | 0 | 0 | 0   | 0  | 0  | 0  | 0  | 0  | 0  | 0   | 0   | 0  | 0   | 0 | 0  | 1 | 0 | .000 |
| Feb 26 | EASTERN ILLINOI | p   | 0  | 0 | 0 | 0   | 0  | 0  | 0  | 0  | 0  | 0  | 0   | 0   | 0  | 0   | 0 | 0  | 0 | 1 | .000 |
| Totals |                 | 0gs | 0  | 0 | 0 | 0   | 0  | 0  | 0  | 0  | 0  | 0  | 0   | 0   | 0  | 0   | 0 | 0  | 1 | 1 | .000 |

On base pct. .000 • Slugging pct. .000

## #32 Zack Morris - 4 appearances (All games)

| Date   | Opponent        | GS | IP  | H  | R  | ER | BB | SO | 2B | 3B | HR | WP | BK | HBP | IBB | Score | W-L | Sv | ERA   | NP |
|--------|-----------------|----|-----|----|----|----|----|----|----|----|----|----|----|-----|-----|-------|-----|----|-------|----|
| Feb 18 | vs TCU          |    | 3.1 | 3  | 2  | 2  | 1  | 2  | 0  | 0  | 0  | 0  | 0  | 0   | 0   | 6-18  | 0-1 | 0  | 5.40  | 59 |
| Feb 21 | GRAMBLING       |    | 1.2 | 5  | 4  | 4  | 1  | 2  | 0  | 0  | 0  | 0  | 1  | 0   | 0   | 9-7   | 0-1 | 0  | 10.80 | 33 |
| Feb 26 | EASTERN ILLINOI |    | 0.1 | 2  | 3  | 2  | 0  | 0  | 0  | 0  | 0  | 0  | 0  | 0   | 0   | 3-12  | 0-1 | 0  | 13.50 | 9  |
| Mar 01 | ILLINOIS STATE  | *  | 1.0 | 5  | 2  | 2  | 1  | 1  | 2  | 0  | 0  | 0  | 0  | 0   | 0   | 10-9  | 0-1 | 0  | 14.21 | 34 |
| Totals |                 | 1  | 6.1 | 15 | 11 | 10 | 3  | 5  | 2  | 0  | 0  | 0  | 1  | 0   | 0   | 28-46 | 0-1 | 0  | 14.21 | -  |

## #26 Mason Neville - 5 games (All games)

| Date   | Opponent          | Pos   | AB | R | H | RBI | 2B | 3B | HR | BB | SB | CS | HBP | SAC | SF | GDP | K | PO | A | E | Avg   |
|--------|-------------------|-------|----|---|---|-----|----|----|----|----|----|----|-----|-----|----|-----|---|----|---|---|-------|
| Feb 18 | vs TCU            | of    | 0  | 0 | 0 | 0   | 0  | 0  | 0  | 0  | 0  | 0  | 0   | 0   | 0  | 0   | 0 | 0  | 0 | 0 | .000  |
| Feb 19 | vs Oklahoma State | ph/of | 1  | 0 | 1 | 0   | 0  | 0  | 0  | 1  | 0  | 0  | 0   | 0   | 0  | 0   | 0 | 1  | 0 | 0 | 1.000 |
| Feb 26 | EASTERN ILLINOI   | *dh   | 3  | 1 | 0 | 0   | 0  | 0  | 0  | 0  | 0  | 0  | 0   | 0   | 0  | 0   | 1 | 0  | 0 | 0 | .250  |
| Mar 03 | WRIGHT STATE      | ph    | 1  | 0 | 0 | 0   | 0  | 0  | 0  | 0  | 0  | 0  | 0   | 0   | 0  | 0   | 1 | 0  | 0 | 0 | .200  |
| Mar 04 | WRIGHT STATE      | pr/of | 0  | 0 | 0 | 0   | 0  | 0  | 0  | 0  | 0  | 0  | 0   | 0   | 0  | 0   | 0 | 0  | 0 | 0 | .200  |
| Totals |                   | 1gs   | 5  | 1 | 1 | 0   | 0  | 0  | 0  | 1  | 0  | 0  | 0   | 0   | 0  | 0   | 2 | 1  | 0 | 0 | .200  |

On base pct. .333 • Slugging pct. .200

## #16 Hudson Polk - 8 games (All games)

| Date   | Opponent        | Pos | AB | R | H | RBI | 2B | 3B | HR | BB | SB | CS | HBP | SAC | SF | GDP | K | PO | A | E | Avg  |
|--------|-----------------|-----|----|---|---|-----|----|----|----|----|----|----|-----|-----|----|-----|---|----|---|---|------|
| Feb 17 | vs Texas        | *c  | 4  | 0 | 0 | 0   | 0  | 0  | 0  | 0  | 0  | 0  | 0   | 0   | 0  | 0   | 2 | 13 | 0 | 0 | .000 |
| Feb 18 | vs TCU          | *c  | 4  | 1 | 1 | 1   | 0  | 0  | 1  | 0  | 0  | 0  | 0   | 0   | 0  | 0   | 0 | 7  | 0 | 0 | .125 |
| Feb 21 | GRAMBLING       | c   | 0  | 0 | 0 | 0   | 0  | 0  | 0  | 0  | 0  | 0  | 0   | 0   | 0  | 0   | 0 | 2  | 0 | 0 | .125 |
| Feb 24 | EASTERN ILLINOI | *c  | 2  | 2 | 0 | 0   | 0  | 0  | 0  | 1  | 0  | 0  | 1   | 0   | 0  | 0   | 0 | 10 | 0 | 0 | .100 |
| Feb 26 | EASTERN ILLINOI | *c  | 2  | 0 | 0 | 0   | 0  | 0  | 0  | 1  | 0  | 0  | 0   | 0   | 0  | 0   | 0 | 7  | 0 | 0 | .083 |
| Mar 04 | WRIGHT STATE    | *c  | 3  | 1 | 0 | 1   | 0  | 0  | 0  | 1  | 0  | 0  | 1   | 0   | 0  | 0   | 0 | 8  | 1 | 0 | .067 |
| Mar 07 | ARMY            | *c  | 2  | 0 | 0 | 0   | 0  | 0  | 0  | 0  | 0  | 0  | 0   | 0   | 0  | 1   | 0 | 5  | 0 | 0 | .059 |
| Mar 11 | LOUISIANA TECH  | *c  | 2  | 0 | 0 | 0   | 0  | 0  | 0  | 1  | 0  | 1  | 0   | 0   | 0  | 0   | 0 | 6  | 0 | 0 | .053 |
| Totals |                 | 7gs | 19 | 4 | 1 | 2   | 0  | 0  | 1  | 4  | 0  | 1  | 2   | 0   | 0  | 1   | 2 | 58 | 1 | 0 | .053 |

On base pct. .280 • Slugging pct. .211

## #18 Reese Robinett - 4 games (All games)

| Date   | Opponent          | Pos   | AB | R | H | RBI | 2B | 3B | HR | BB | SB | CS | HBP | SAC | SF | GDP | K | PO | A | E | Avg   |
|--------|-------------------|-------|----|---|---|-----|----|----|----|----|----|----|-----|-----|----|-----|---|----|---|---|-------|
| Feb 19 | vs Oklahoma State | ph/d  | 1  | 1 | 1 | 0   | 0  | 0  | 0  | 0  | 0  | 0  | 0   | 0   | 0  | 0   | 0 | 0  | 0 | 0 | 1.000 |
| Feb 25 | EASTERN ILLINOI   | pr/1b | 0  | 0 | 0 | 0   | 0  | 0  | 0  | 0  | 0  | 0  | 0   | 0   | 0  | 0   | 0 | 0  | 0 | 0 | 1.000 |
| Feb 26 | EASTERN ILLINOI   | *3b   | 4  | 0 | 0 | 0   | 0  | 0  | 0  | 0  | 0  | 0  | 0   | 0   | 0  | 0   | 1 | 1  | 3 | 0 | .200  |
| Mar 04 | WRIGHT STATE      | 1b    | 0  | 0 | 0 | 0   | 0  | 0  | 0  | 0  | 0  | 0  | 0   | 0   | 0  | 0   | 0 | 1  | 0 | 0 | .200  |
| Totals |                   | 1gs   | 5  | 1 | 1 | 0   | 0  | 0  | 0  | 0  | 0  | 0  | 0   | 0   | 0  | 0   | 1 | 2  | 3 | 0 | .200  |

On base pct. .200 • Slugging pct. .200

## #44 Parker Rowland - 8 games (All games)

| Date   | Opponent          | Pos | AB | R | H | RBI | 2B | 3B | HR | BB | SB | CS | HBP | SAC | SF | GDP | K | PO | A | E | Avg  |
|--------|-------------------|-----|----|---|---|-----|----|----|----|----|----|----|-----|-----|----|-----|---|----|---|---|------|
| Feb 19 | vs Oklahoma State | *c  | 3  | 1 | 0 | 2   | 0  | 0  | 0  | 1  | 0  | 0  | 0   | 0   | 1  | 0   | 2 | 10 | 0 | 0 | .000 |
| Feb 21 | GRAMBLING         | *c  | 3  | 1 | 1 | 1   | 0  | 0  | 0  | 1  | 0  | 0  | 0   | 0   | 0  | 0   | 0 | 9  | 2 | 1 | .167 |
| Feb 25 | EASTERN ILLINOI   | *c  | 4  | 0 | 2 | 2   | 1  | 0  | 0  | 1  | 0  | 0  | 0   | 0   | 0  | 0   | 1 | 8  | 0 | 0 | .300 |
| Mar 01 | ILLINOIS STATE    | *c  | 5  | 1 | 2 | 1   | 1  | 0  | 0  | 0  | 0  | 0  | 0   | 0   | 0  | 0   | 2 | 10 | 0 | 0 | .333 |
| Mar 03 | WRIGHT STATE      | *c  | 4  | 0 | 0 | 1   | 0  | 0  | 0  | 0  | 0  | 0  | 0   | 0   | 0  | 0   | 0 | 10 | 1 | 0 | .263 |
| Mar 05 | WRIGHT STATE      | *c  | 4  | 1 | 1 | 1   | 0  | 0  | 1  | 0  | 0  | 0  | 0   | 0   | 0  | 0   | 1 | 5  | 2 | 0 | .261 |
| Mar 07 | ARMY              | c   | 1  | 0 | 0 | 0   | 0  | 0  | 0  | 0  | 0  | 0  | 0   | 0   | 0  | 0   | 0 | 1  | 0 | 0 | .250 |
| Mar 10 | LOUISIANA TECH    | *c  | 3  | 1 | 1 | 2   | 0  | 0  | 1  | 1  | 0  | 0  | 0   | 1   | 0  | 1   | 1 | 11 | 0 | 0 | .259 |
| Totals |                   | 7gs | 27 | 5 | 7 | 10  | 2  | 0  | 2  | 4  | 0  | 0  | 0   | 1   | 1  | 1   | 7 | 64 | 5 | 1 | .259 |

On base pct. .344 • Slugging pct. .556

## #17 Brady Slavens - 14 games (All games)

| Date   | Opponent          | Pos   | AB | R  | H  | RBI | 2B | 3B | HR | BB | SB | CS | HBP | SAC | SF | GDP | K | PO | A | E | Avg  |
|--------|-------------------|-------|----|----|----|-----|----|----|----|----|----|----|-----|-----|----|-----|---|----|---|---|------|
| Feb 17 | vs Texas          | *1b   | 4  | 1  | 2  | 0   | 1  | 0  | 0  | 0  | 0  | 0  | 0   | 0   | 0  | 0   | 1 | 9  | 0 | 0 | .500 |
| Feb 18 | vs TCU            | *1b   | 5  | 1  | 1  | 0   | 1  | 0  | 0  | 0  | 0  | 0  | 0   | 0   | 0  | 0   | 2 | 4  | 1 | 0 | .333 |
| Feb 19 | vs Oklahoma State | *1b   | 3  | 1  | 1  | 2   | 1  | 0  | 0  | 1  | 0  | 0  | 0   | 0   | 0  | 0   | 1 | 2  | 0 | 0 | .333 |
| Feb 21 | GRAMBLING         | *1b   | 4  | 0  | 1  | 1   | 1  | 0  | 0  | 0  | 0  | 0  | 0   | 0   | 0  | 0   | 2 | 9  | 0 | 0 | .312 |
| Feb 24 | EASTERN ILLINOI   | *3b   | 4  | 2  | 2  | 1   | 0  | 0  | 0  | 0  | 1  | 0  | 0   | 0   | 0  | 0   | 1 | 0  | 2 | 0 | .350 |
| Feb 25 | EASTERN ILLINOI   | *1b/3 | 4  | 1  | 2  | 2   | 0  | 0  | 0  | 1  | 0  | 0  | 0   | 0   | 0  | 0   | 1 | 9  | 0 | 0 | .375 |
| Feb 26 | EASTERN ILLINOI   | *1b   | 4  | 0  | 0  | 0   | 0  | 0  | 0  | 0  | 0  | 0  | 0   | 0   | 0  | 0   | 0 | 9  | 0 | 0 | .321 |
| Mar 01 | ILLINOIS STATE    | *1b   | 5  | 1  | 0  | 0   | 0  | 0  | 0  | 1  | 0  | 0  | 0   | 0   | 0  | 0   | 0 | 14 | 0 | 0 | .273 |
| Mar 03 | WRIGHT STATE      | *1b   | 3  | 3  | 2  | 4   | 0  | 0  | 1  | 1  | 0  | 0  | 0   | 0   | 0  | 0   | 0 | 7  | 2 | 0 | .306 |
| Mar 04 | WRIGHT STATE      | *1b   | 3  | 1  | 2  | 0   | 0  | 0  | 0  | 1  | 1  | 0  | 0   | 0   | 0  | 0   | 0 | 5  | 0 | 0 | .333 |
| Mar 05 | WRIGHT STATE      | *1b   | 4  | 0  | 2  | 0   | 1  | 0  | 0  | 0  | 0  | 0  | 0   | 0   | 0  | 1   | 0 | 7  | 0 | 0 | .349 |
| Mar 07 | ARMY              | *1b   | 3  | 1  | 0  | 0   | 0  | 0  | 0  | 0  | 0  | 0  | 1   | 0   | 0  | 1   | 0 | 11 | 0 | 0 | .326 |
| Mar 10 | LOUISIANA TECH    | *1b   | 4  | 2  | 1  | 0   | 0  | 0  | 0  | 1  | 0  | 0  | 0   | 0   | 0  | 0   | 1 | 6  | 1 | 0 | .320 |
| Mar 11 | LOUISIANA TECH    | *1b   | 4  | 0  | 1  | 1   | 1  | 0  | 0  | 0  | 0  | 0  | 0   | 0   | 0  | 1   | 0 | 4  | 0 | 0 | .315 |
| Totals |                   | 14gs  | 54 | 14 | 17 | 11  | 6  | 0  | 1  | 6  | 2  | 0  | 1   | 0   | 0  | 3   | 9 | 96 | 6 | 0 | .315 |

On base pct. .393 • Slugging pct. .481

## #33 Hagen Smith - 1 game (All games)

| Date   | Opponent | Pos | AB | R | H | RBI | 2B | 3B | HR | BB | SB | CS | HBP | SAC | SF | GDP | K | PO | A | E | Avg  |
|--------|----------|-----|----|---|---|-----|----|----|----|----|----|----|-----|-----|----|-----|---|----|---|---|------|
| Feb 17 | vs Texas | *p  | 0  | 0 | 0 | 0   | 0  | 0  | 0  | 0  | 0  | 0  | 0   | 0   | 0  | 0   | 0 | 0  | 1 | 0 | .000 |
| Totals |          | 1gs | 0  | 0 | 0 | 0   | 0  | 0  | 0  | 0  | 0  | 0  | 0   | 0   | 0  | 0   | 0 | 0  | 1 | 0 | .000 |

On base pct. .000 • Slugging pct. .000

## #33 Hagen Smith - 4 appearances (All games)

| Date   | Opponent        | GS | IP   | H  | R | ER | BB | SO | 2B | 3B | HR | WP | BK | HBP | IBB | Score | W-L | Sv | ERA  | NP  |
|--------|-----------------|----|------|----|---|----|----|----|----|----|----|----|----|-----|-----|-------|-----|----|------|-----|
| Feb 17 | vs Texas        | *  | 5.0  | 1  | 0 | 0  | 2  | 8  | 0  | 0  | 0  | 0  | 0  | 0   | 0   | 3-2   | 0-0 | 0  | 0.00 | 68  |
| Feb 24 | EASTERN ILLINOI | *  | 4.2  | 3  | 0 | 0  | 3  | 6  | 1  | 0  | 0  | 0  | 0  | 0   | 0   | 13-2  | 1-0 | 0  | 0.00 | 97  |
| Mar 03 | WRIGHT STATE    | *  | 4.2  | 3  | 1 | 1  | 5  | 7  | 0  | 0  | 1  | 1  | 0  | 0   | 0   | 12-2  | 2-0 | 0  | 0.63 | 105 |
| Mar 10 | LOUISIANA TECH  | *  | 5.0  | 4  | 2 | 2  | 4  | 7  | 1  | 0  | 0  | 0  | 0  | 0   | 0   | 7-4   | 3-0 | 0  | 1.40 | 86  |
| Totals |                 | 4  | 19.1 | 11 | 3 | 3  | 14 | 28 | 2  | 0  | 1  | 1  | 0  | 0   | 0   | 35-10 | 3-0 | 0  | 1.40 | -   |



# III INDIVIDUAL GAME-BY-GAME

## #10 Peyton Stovall - 13 games (All games)

| Date   | Opponent          | Pos  | AB | R  | H  | RBI | 2B | 3B | HR | BB | SB | CS | HBP | SAC | SF | GDP | K | PO | A  | E | Avg  |
|--------|-------------------|------|----|----|----|-----|----|----|----|----|----|----|-----|-----|----|-----|---|----|----|---|------|
| Feb 17 | vs Texas          | *2b  | 4  | 0  | 0  | 0   | 0  | 0  | 0  | 1  | 0  | 0  | 0   | 0   | 0  | 1   | 1 | 1  | 5  | 0 | .000 |
| Feb 18 | vs TCU            | *2b  | 4  | 1  | 1  | 0   | 0  | 0  | 0  | 1  | 0  | 0  | 0   | 0   | 0  | 0   | 0 | 6  | 1  | 0 | .125 |
| Feb 19 | vs Oklahoma State | *2b  | 1  | 3  | 1  | 2   | 0  | 0  | 0  | 2  | 0  | 0  | 1   | 0   | 0  | 0   | 0 | 2  | 1  | 0 | .222 |
| Feb 21 | GRAMBLING         | *2b  | 3  | 1  | 2  | 1   | 0  | 0  | 0  | 0  | 2  | 0  | 1   | 0   | 1  | 0   | 0 | 1  | 1  | 0 | .333 |
| Feb 25 | EASTERN ILLINOI   | *2b  | 4  | 0  | 0  | 0   | 0  | 0  | 0  | 0  | 0  | 0  | 1   | 0   | 0  | 0   | 3 | 2  | 3  | 0 | .250 |
| Feb 26 | EASTERN ILLINOI   | *2b  | 4  | 0  | 0  | 0   | 0  | 0  | 0  | 0  | 0  | 0  | 0   | 0   | 0  | 0   | 1 | 1  | 1  | 0 | .200 |
| Mar 01 | ILLINOIS STATE    | *2b  | 6  | 2  | 3  | 1   | 1  | 0  | 1  | 0  | 0  | 0  | 0   | 0   | 0  | 0   | 0 | 1  | 1  | 0 | .269 |
| Mar 03 | WRIGHT STATE      | *2b  | 4  | 2  | 3  | 4   | 1  | 0  | 1  | 0  | 0  | 0  | 0   | 0   | 0  | 0   | 0 | 0  | 3  | 0 | .333 |
| Mar 04 | WRIGHT STATE      | *2b  | 4  | 3  | 2  | 2   | 0  | 0  | 1  | 1  | 0  | 0  | 0   | 0   | 0  | 0   | 0 | 2  | 1  | 0 | .353 |
| Mar 05 | WRIGHT STATE      | *2b  | 5  | 1  | 2  | 0   | 0  | 0  | 0  | 0  | 0  | 0  | 0   | 0   | 0  | 0   | 1 | 3  | 2  | 0 | .359 |
| Mar 07 | ARMY              | *2b  | 4  | 1  | 1  | 0   | 0  | 0  | 0  | 0  | 0  | 0  | 0   | 0   | 0  | 0   | 1 | 2  | 1  | 0 | .349 |
| Mar 10 | LOUISIANA TECH    | *2b  | 4  | 0  | 1  | 1   | 0  | 0  | 0  | 0  | 0  | 0  | 0   | 0   | 1  | 0   | 1 | 3  | 2  | 0 | .340 |
| Mar 11 | LOUISIANA TECH    | *2b  | 4  | 1  | 3  | 1   | 1  | 1  | 0  | 0  | 0  | 0  | 0   | 0   | 0  | 0   | 0 | 3  | 1  | 0 | .373 |
| Totals |                   | 13gs | 51 | 15 | 19 | 12  | 3  | 1  | 3  | 5  | 2  | 0  | 3   | 0   | 2  | 1   | 8 | 27 | 23 | 0 | .373 |

On base pct. .443 • Slugging pct. .647

## #25 Brady Tygart - 1 game (All games)

| Date   | Opponent  | Pos | AB | R | H | RBI | 2B | 3B | HR | BB | SB | CS | HBP | SAC | SF | GDP | K | PO | A | E | Avg  |
|--------|-----------|-----|----|---|---|-----|----|----|----|----|----|----|-----|-----|----|-----|---|----|---|---|------|
| Feb 21 | GRAMBLING | p   | 0  | 0 | 0 | 0   | 0  | 0  | 0  | 0  | 0  | 0  | 0   | 0   | 0  | 0   | 0 | 0  | 0 | 1 | .000 |
| Totals |           | 0gs | 0  | 0 | 0 | 0   | 0  | 0  | 0  | 0  | 0  | 0  | 0   | 0   | 0  | 0   | 0 | 0  | 0 | 1 | .000 |

On base pct. .000 • Slugging pct. .000

## #25 Brady Tygart - 4 appearances (All games)

| Date   | Opponent        | GS | IP  | H | R | ER | BB | SO | 2B | 3B | HR | WP | BK | HBP | IBB | Score | W-L | Sv | ERA  | NP |
|--------|-----------------|----|-----|---|---|----|----|----|----|----|----|----|----|-----|-----|-------|-----|----|------|----|
| Feb 17 | vs Texas        |    | 1.2 | 0 | 0 | 0  | 0  | 3  | 0  | 0  | 0  | 0  | 0  | 0   | 0   | 3-2   | 0-0 | 1  | 0.00 | 20 |
| Feb 21 | GRAMBLING       |    | 2.0 | 2 | 0 | 0  | 0  | 4  | 0  | 0  | 0  | 0  | 0  | 0   | 0   | 9-7   | 1-0 | 1  | 0.00 | 28 |
| Feb 25 | EASTERN ILLINOI |    | 1.0 | 2 | 1 | 1  | 0  | 1  | 0  | 0  | 0  | 0  | 0  | 0   | 0   | 10-3  | 1-0 | 1  | 1.93 | 19 |
| Mar 01 | ILLINOIS STATE  |    | 1.2 | 2 | 4 | 3  | 1  | 2  | 0  | 0  | 2  | 0  | 0  | 1   | 0   | 10-9  | 1-0 | 1  | 5.68 | 34 |
| Totals |                 | 0  | 6.1 | 6 | 5 | 4  | 1  | 10 | 0  | 0  | 2  | 0  | 0  | 1   | 0   | 32-21 | 1-0 | 1  | 5.68 | -  |

## #11 Jared Wegner - 14 games (All games)

| Date   | Opponent          | Pos  | AB | R  | H  | RBI | 2B | 3B | HR | BB | SB | CS | HBP | SAC | SF | GDP | K  | PO | A | E | Avg  |
|--------|-------------------|------|----|----|----|-----|----|----|----|----|----|----|-----|-----|----|-----|----|----|---|---|------|
| Feb 17 | vs Texas          | *of  | 3  | 1  | 1  | 0   | 0  | 0  | 0  | 1  | 0  | 0  | 0   | 0   | 0  | 0   | 1  | 0  | 0 | 0 | .333 |
| Feb 18 | vs TCU            | *of  | 4  | 1  | 3  | 3   | 1  | 0  | 1  | 0  | 0  | 0  | 0   | 0   | 0  | 0   | 0  | 1  | 0 | 0 | .571 |
| Feb 19 | vs Oklahoma State | *of  | 4  | 2  | 2  | 5   | 0  | 1  | 1  | 1  | 0  | 0  | 1   | 0   | 0  | 0   | 1  | 1  | 0 | 0 | .545 |
| Feb 21 | GRAMBLING         | *of  | 3  | 1  | 1  | 2   | 0  | 0  | 0  | 1  | 0  | 0  | 0   | 0   | 1  | 0   | 1  | 0  | 0 | 0 | .500 |
| Feb 24 | EASTERN ILLINOI   | *of  | 4  | 1  | 1  | 2   | 0  | 0  | 0  | 0  | 0  | 0  | 0   | 0   | 0  | 0   | 2  | 2  | 0 | 0 | .444 |
| Feb 25 | EASTERN ILLINOI   | *of  | 3  | 3  | 2  | 0   | 1  | 0  | 0  | 2  | 1  | 0  | 0   | 0   | 0  | 0   | 0  | 1  | 0 | 0 | .476 |
| Feb 26 | EASTERN ILLINOI   | *of  | 4  | 0  | 0  | 0   | 0  | 0  | 0  | 0  | 0  | 0  | 0   | 0   | 0  | 0   | 1  | 1  | 0 | 0 | .400 |
| Mar 01 | ILLINOIS STATE    | *of  | 5  | 1  | 3  | 3   | 0  | 0  | 1  | 1  | 1  | 0  | 0   | 0   | 0  | 0   | 0  | 1  | 0 | 0 | .433 |
| Mar 03 | WRIGHT STATE      | *of  | 3  | 3  | 1  | 1   | 0  | 0  | 1  | 2  | 1  | 0  | 0   | 0   | 0  | 0   | 1  | 1  | 0 | 0 | .424 |
| Mar 04 | WRIGHT STATE      | *of  | 3  | 3  | 2  | 2   | 0  | 0  | 1  | 2  | 0  | 0  | 0   | 0   | 0  | 0   | 0  | 3  | 0 | 0 | .444 |
| Mar 05 | WRIGHT STATE      | *of  | 5  | 1  | 1  | 1   | 0  | 0  | 0  | 0  | 0  | 0  | 0   | 0   | 0  | 0   | 1  | 5  | 0 | 0 | .415 |
| Mar 07 | ARMY              | *of  | 4  | 1  | 2  | 3   | 0  | 0  | 1  | 0  | 0  | 0  | 0   | 0   | 0  | 0   | 0  | 1  | 0 | 0 | .422 |
| Mar 10 | LOUISIANA TECH    | *of  | 5  | 1  | 1  | 0   | 0  | 0  | 0  | 0  | 0  | 0  | 0   | 0   | 0  | 0   | 1  | 1  | 0 | 0 | .400 |
| Mar 11 | LOUISIANA TECH    | *of  | 4  | 1  | 1  | 1   | 0  | 0  | 0  | 0  | 0  | 0  | 0   | 0   | 0  | 0   | 1  | 3  | 0 | 0 | .389 |
| Totals |                   | 14gs | 54 | 20 | 21 | 23  | 2  | 1  | 6  | 10 | 3  | 0  | 1   | 0   | 1  | 0   | 10 | 21 | 0 | 0 | .389 |

On base pct. .485 • Slugging pct. .796

## #45 Gage Wood - 4 appearances (All games)

| Date   | Opponent          | GS | IP  | H | R | ER | BB | SO | 2B | 3B | HR | WP | BK | HBP | IBB | Score | W-L | Sv | ERA  | NP |
|--------|-------------------|----|-----|---|---|----|----|----|----|----|----|----|----|-----|-----|-------|-----|----|------|----|
| Feb 18 | vs TCU            |    | 0.0 | 1 | 0 | 0  | 2  | 0  | 0  | 0  | 0  | 0  | 0  | 0   | 0   | 6-18  | 0-0 | 0  | 0.00 | 10 |
| Feb 19 | vs Oklahoma State |    | 1.0 | 0 | 0 | 0  | 0  | 3  | 0  | 0  | 0  | 0  | 0  | 0   | 0   | 18-1  | 0-0 | 0  | 0.00 | 14 |
| Feb 24 | EASTERN ILLINOI   |    | 1.0 | 0 | 0 | 0  | 0  | 2  | 0  | 0  | 0  | 0  | 0  | 1   | 0   | 13-2  | 0-0 | 0  | 0.00 | 15 |
| Feb 26 | EASTERN ILLINOI   |    | 0.0 | 0 | 2 | 2  | 2  | 0  | 0  | 0  | 0  | 2  | 0  | 0   | 0   | 3-12  | 0-0 | 0  | 9.00 | 10 |
| Totals |                   | 0  | 2.0 | 1 | 2 | 2  | 4  | 5  | 0  | 0  | 0  | 2  | 0  | 1   | 0   | 40-33 | 0-0 | 0  | 9.00 | -  |



| FEB. | Opponent                | Score       | Winning Pitcher        | Losing Pitcher     | Save       | Attendance | Time |
|------|-------------------------|-------------|------------------------|--------------------|------------|------------|------|
| 17   | vs. Texas ^             | W, 3-2      | Adcock (1-0)           | Johnson (0-1)      | Tygart (1) | 15,721     | 3:14 |
| 18   | vs. #15 TCU ^           | L, 18-6     | Klecker (1-0)          | Morris (0-1)       |            | 20,295     | 4:00 |
| 19   | vs. #9 Oklahoma State ^ | W, 18-1 (7) | Hollan (1-0)           | Root (0-1)         |            | 16,100     | 2:31 |
| 21   | Grambling               | W, 9-7      | Tygart (1-0)           | Martinez (0-1)     |            | 9,247      | 3:02 |
| 24   | Eastern Illinois        | W, 13-2 (7) | Smith (1-0)            | Malatestinic (0-1) |            | 8,956      | 2:49 |
| 25   | Eastern Illinois        | W, 10-3     | McEntire (1-0)         | Conklin (1-1)      |            | 9,888      | 2:56 |
| 26   | Eastern Illinois        | L, 12-3     | Matthews-Hampton (1-0) | Adcock (1-1)       |            | 9,097      | 2:53 |

## MARCH

|    |                |              |                |               |            |        |      |
|----|----------------|--------------|----------------|---------------|------------|--------|------|
| 1  | Illinois State | W, 10-9 (11) | Carter (1-0)   | Dale (1-1)    |            | 8,727  | 3:34 |
| 3  | Wright State   | W, 12-2 (8)  | Smith (2-0)    | Shirk (1-2)   |            | 8,851  | 2:47 |
| 4  | Wright State   | W, 12-6      | McEntire (2-0) | Gongora (1-2) |            | 10,530 | 3:13 |
| 5  | Wright State   | W, 6-2       | Hollan (2-0)   | Stofel (0-2)  | Adcock (1) | 9,703  | 2:50 |
| 7  | Army           | W, 7-5       | Carter (2-0)   | Trippi (0-1)  |            | 8,945  | 2:36 |
| 10 | Louisiana Tech | W, 7-4       | Smith (3-0)    | Fincher (2-2) | Carter (1) | 9,273  | 2:52 |
| 11 | Louisiana Tech | W, 6-1       | McEntire (3-0) | Hector (1-2)  |            | 10,086 | 2:07 |
| 12 | Louisiana Tech |              |                |               |            |        |      |
| 14 | UNLV           |              |                |               |            |        |      |
| 15 | UNLV           |              |                |               |            |        |      |
| 17 | Auburn *       |              |                |               |            |        |      |
| 18 | Auburn *       |              |                |               |            |        |      |
| 19 | Auburn *       |              |                |               |            |        |      |
| 21 | SEMO           |              |                |               |            |        |      |
| 24 | at LSU *       |              |                |               |            |        |      |
| 25 | at LSU *       |              |                |               |            |        |      |
| 26 | at LSU *       |              |                |               |            |        |      |
| 28 | Omaha          |              |                |               |            |        |      |
| 31 | Alabama *      |              |                |               |            |        |      |

## APRIL

|    |                |  |  |  |  |  |  |
|----|----------------|--|--|--|--|--|--|
| 1  | Alabama *      |  |  |  |  |  |  |
| 2  | Alabama *      |  |  |  |  |  |  |
| 4  | Arkansas State |  |  |  |  |  |  |
| 6  | at Ole Miss *  |  |  |  |  |  |  |
| 7  | at Ole Miss *  |  |  |  |  |  |  |
| 8  | at Ole Miss *  |  |  |  |  |  |  |
| 11 | Little Rock    |  |  |  |  |  |  |
| 12 | Little Rock    |  |  |  |  |  |  |
| 14 | Tennessee *    |  |  |  |  |  |  |
| 15 | Tennessee *    |  |  |  |  |  |  |
| 16 | Tennessee *    |  |  |  |  |  |  |
| 18 | UCA            |  |  |  |  |  |  |
| 20 | at Georgia *   |  |  |  |  |  |  |
| 21 | at Georgia *   |  |  |  |  |  |  |
| 22 | at Georgia *   |  |  |  |  |  |  |
| 25 | Missouri State |  |  |  |  |  |  |
| 27 | Texas A&M *    |  |  |  |  |  |  |
| 28 | Texas A&M *    |  |  |  |  |  |  |
| 29 | Texas A&M *    |  |  |  |  |  |  |

## MAY

|    |                        |  |  |  |  |  |  |
|----|------------------------|--|--|--|--|--|--|
| 2  | vs. Lipscomb @         |  |  |  |  |  |  |
| 5  | at Mississippi State * |  |  |  |  |  |  |
| 6  | at Mississippi State * |  |  |  |  |  |  |
| 7  | at Mississippi State * |  |  |  |  |  |  |
| 12 | South Carolina *       |  |  |  |  |  |  |
| 13 | South Carolina *       |  |  |  |  |  |  |
| 14 | South Carolina *       |  |  |  |  |  |  |
| 18 | at Vanderbilt *        |  |  |  |  |  |  |
| 19 | at Vanderbilt *        |  |  |  |  |  |  |
| 20 | at Vanderbilt *        |  |  |  |  |  |  |

\* SEC opponent

^ Higginbotham College Baseball Showdown (Globe Life Field in Arlington, Texas)

@ Game played at Dickey-Stephens Stadium in North Little Rock, Ark.